

Average RPI Win: 184

Average RPI Loss: 92

WON-LOST
RECORDWINNING
PCT. RANKLAST 10
GAMESSTRENGTH OF
SCHEDULEOPP. STRENGTH
OF SCHEDULETEAM
RPICONF.
RPI

DIV. I ONLY

22- 7

21

6- 4

161

125

55

9

DIV. I NON-CONF.

10- 2

18

0- 1

227

253

75

11

TOTALS

RPI 1-50

RPI 51-100

W-L RECORDS

RPI 101-200

RPI 201+

22- 7

0- 2

5- 2

OVERALL

10- 3

7- 0

14- 0

0- 0

3- 0

HOME

7- 0

4- 0

6- 5

0- 1

1- 2

AWAY

2- 2

3- 0

2- 2

0- 1

1- 0

NEUTRAL

1- 1

0- 0

10- 2

0- 2

1- 0

NON-CONFERENCE

4- 0

5- 0

6- 0

0- 0

0- 0

HOME

3- 0

3- 0

2- 1

0- 1

0- 0

AWAY

0- 0

2- 0

2- 1

0- 1

1- 0

NEUTRAL

1- 0

0- 0

12- 5

0- 0

4- 2

CONFERENCE

6- 3

2- 0

8- 0

0- 0

3- 0

HOME

4- 0

1- 0

4- 4

0- 0

1- 2

AWAY

2- 2

1- 0

0- 1

0- 0

0- 0

NEUTRAL

0- 1

0- 0

RPI 1-50

RPI S Opponent

Score

16 N Illinois 69 78
24 A Washington 74 85

RPI 51-100

Team's RPI: 55

RPI S Opponent

Score

61 A San Diego St. 51 61
61 H San Diego St. 65 62
71 A Brigham Young 59 65
71 H Brigham Young 75 59
72 N Miami (Fla.) 57 53
93 A UNLV 52 50
93 H UNLV 68 55

RPI 101-200

RPI S Opponent

Score

123 H St. Mary's (Cal.) 63 51
124 A New Mexico 59 62
124 H New Mexico 51 46
132 N Northern Ariz. 62 49
153 A Colorado St. 63 59
153 H Colorado St. 71 56
162 H Georgia Tech 54 46
165 A Utah 52 51
165 H Utah 66 44
173 A Wyoming 50 55
173 H Wyoming 62 61
173 N Wyoming 55 57
191 H Lamar 73 50

RPI 201+

RPI S Opponent

Score

288 A TCU 63 45
288 H TCU 75 49
291 H I PFW 77 42
292 H Ark. -Pine Bluff 63 44
299 A Navy 64 55
328 H Northern Colo. 73 48
330 A Tex. -Pan American 81 68

LAST 10 Division I GAMES:

16 N Illinois 69 78
173 N Wyoming 55 57
153 A Colorado St. 63 59
93 H UNLV 68 55
124 H New Mexico 51 46
165 A Utah 52 51
288 A TCU 63 45
173 H Wyoming 62 61
61 A San Diego St. 51 61
71 A Brigham Young 59 65

A
i
r
F
o
r
c
eA
i
r
F
o
r
c
e

Non-Div I Games: Western St. 66 44 UC-Colo. Spgs. 77 45

Air Force

Loss, Non-Conf, S Site, H Home A Away N Neutral

Average RPI Win: 198
Average RPI Loss: 78

WON-LOST
RECORD

WINNING
PCT. RANK

LAST 10
GAMES

STRENGTH OF
SCHEDULE

OPP. STRENGTH
OF SCHEDULE

TEAM
RPI

CONF.
RPI

DIV. I ONLY
DIV. I NON-CONF.

22- 10
7- 5

45
113

5- 5
1- 2

160
178

145
49

66
118

16
17

TOTALS

RPI 1-50

RPI 51-100

W-L RECORDS

RPI 101-200

RPI 201+

22- 10

0- 2

4- 6

OVERALL

8- 2

10- 0

12- 0

0- 0

3- 0

HOME

5- 0

4- 0

7- 8

0- 2

1- 5

AWAY

1- 1

5- 0

3- 2

0- 0

0- 1

NEUTRAL

2- 1

1- 0

7- 5

0- 2

1- 3

NON-CONFERENCE

2- 0

4- 0

3- 0

0- 0

0- 0

HOME

1- 0

2- 0

2- 4

0- 2

1- 2

AWAY

0- 0

1- 0

2- 1

0- 0

0- 1

NEUTRAL

1- 0

1- 0

15- 5

0- 0

3- 3

CONFERENCE

6- 2

6- 0

9- 0

0- 0

3- 0

HOME

4- 0

2- 0

5- 4

0- 0

0- 3

AWAY

1- 1

4- 0

1- 1

0- 0

0- 0

NEUTRAL





1- 1

0- 0

RPI 1-50

RPI S Opponent

Score
















27  Nevada 61  88
46  Creighton 60  71

RPI 51-100

Team's RPI: 66

RPI S Opponent









Score

53  Kent St. 57  63
53  Kent St. 75 67
56  Cal i forni a 75  89
64  Loui svi l l e 85  111
79 N Cl emson 59  66
81  Templ e 80 73
85  Mi ami (Ohi o) 60  63
85  Mi ami (Ohi o) 52 45
96  Ohi o 63  66
96  Ohi o 76 61

RPI 101-200

RPI S Opponent










Score

108 N Mi ssi ssi ppi St. 83 72
126  Northern Ill. 86 73
131  Buffal o 71  83
131  Buffal o 75 61
145  Tol edo 75 58
145 N Tol edo 69  77
178  Wri ght St. 72 44
195  Western Mi ch. 69 55
195  Western Mi ch. 75 53
195 N Western Mi ch. 72 57














RPI 201+

RPI S Opponent

Score

230 N Mt. St. Mary' s 74 61
245  Cl evel and St. 62 50
254  Ball St. 66 62
256  Bowl ing Green 77 72
256  Bowl ing Green 77 62
303  Youngstown St. 67 62
305  Eastern Mich. 77 72
305  Eastern Mich. 79 61
308  Duquesne 79 61
315  Central Mich. 76 69

LAST 10 Division I GAMES:

46  Creighton 60  71
81  Templ e 80 73
145 N Tol edo 69  77
195 N Western Mi ch. 72 57
53  Kent St. 75 67
131  Buffal o 71  83
96  Ohi o 76 61
85  Mi ami (Ohi o) 60  63
27  Nevada 61  88
256  Bowl ing Green 77 62

Average RPI Win: 102
Average RPI Loss: 56

WON-LOST
RECORD

WINNING
PCT. RANK

LAST 10
GAMES

STRENGTH OF
SCHEDULE

OPP. STRENGTH
OF SCHEDULE

TEAM
RPI

CONF.
RPI

DIV. I ONLY
DIV. I NON-CONF.

18- 13
8- 6

111
127

5- 5
1- 1

11
16

7
45

50
52

1
1

TOTALS

RPI 1-50

RPI 51-100

W-L RECORDS

RPI 101-200

RPI 201+

18- 13

6- 7

4- 4

OVERALL

5- 2

3- 0

14- 4

4- 1

4- 2

HOME

3- 1

3- 0

3- 7

1- 4

0- 2

AWAY

2- 1

0- 0

1- 2

1- 2

0- 0

NEUTRAL

0- 0

0- 0

8- 6

1- 3

3- 3

NON-CONFERENCE

1- 0

3- 0

7- 3

0- 1

3- 2

HOME

1- 0

3- 0

0- 2

0- 1

0- 1

AWAY

0- 0

0- 0

1- 1

1- 1

0- 0

NEUTRAL

0- 0

0- 0

10- 7

5- 4

1- 1

CONFERENCE

4- 2

0- 0

7- 1

4- 0

1- 0

HOME

2- 1

0- 0

3- 5

1- 3

0- 1

AWAY

2- 1

0- 0

0- 1

0- 1

0- 0

NEUTRAL

0- 0

0- 0

RPI 1-50

Team's RPI: 50

RPI 51-100

RPI 101-200

RPI 201+

RPI S Opponent Score

RPI S Opponent Score

RPI S Opponent Score

RPI S Opponent Score

3 H Memphis 76 87

5 H Florida 82 77

6 N UCLA 59 62

7 A LSU 57 68

7 H LSU 67 62

8 H Tennessee 92 79

20 A Oklahoma 56 68

29 A Kentucky 68 64

29 N Kentucky 61 68

36 A South Carolina 56 67

40 N Marquette 90 85

45 A Arkansas 63 65

45 H Arkansas 78 75

51 H North Carolina St. 64 68

69 H Vanderbilt 77 74

73 H Wintthrop 60 57

74 H Louisiana Tech 73 63

81 A Temple 58 68

85 H Miami (Ohio) 64 58

90 H Notre Dame 71 78

100 A Georgia 79 88

108 A Mississippi St. 58 71

108 H Mississippi St. 65 59

112 A Auburn 56 52

112 H Auburn 71 61

151 A Mississippi 64 50

151 H Mississippi 61 71

157 H Birmingham-So. 61 57

238 H Georgia St. 85 58

247 H Jackson St. 101 66

272 H Alabama St. 105 68

LAST 10 Division I GAMES:

6 N UCLA 59 62

40 N Marquette 90 85

29 N Kentucky 61 68

108 A Mississippi St. 58 71

112 H Auburn 71 61

5 H Florida 82 77

45 A Arkansas 63 65

8 H Tennessee 92 79

36 A South Carolina 56 67

151 A Mississippi 64 50

Alabama

Alabama

Non-Div I Games:

Alabama

Loss, Non-Conf, S Site, H Home A Away N Neutral

Average RPI Win: 298

Average RPI Loss: 183

WON-LOST
RECORDWINNING
PCT. RANKLAST 10
GAMESSTRENGTH OF
SCHEDULEOPP. STRENGTH
OF SCHEDULETEAM
RPICONF.
RPI

DIV. I ONLY

11- 12

177

6- 4

320

326

258

31

DIV. I NON-CONF.

0- 4

323

0- 1

12

1

233

31

TOTALS

RPI 1-50

RPI 51-100

W-L RECORDS

RPI 101-200

RPI 201+

11- 12

0- 1

0- 2

OVERALL

0- 3

11- 6

7- 2

0- 0

0- 0

HOME

0- 1

7- 1

4- 9

0- 1

0- 2

AWAY

0- 2

4- 4

0- 1

0- 0

0- 0

NEUTRAL

0- 0

0- 1

0- 4

0- 1

0- 2

NON-CONFERENCE

0- 1

0- 0

0- 0

0- 0

0- 0

HOME

0- 0

0- 0

0- 4

0- 1

0- 2

AWAY

0- 1

0- 0

0- 0

0- 0

0- 0

NEUTRAL

0- 0

0- 0

11- 8

0- 0

0- 0

CONFERENCE

0- 2

11- 6

7- 2

0- 0

0- 0

HOME

0- 1

7- 1

4- 5

0- 0

0- 0

AWAY

0- 1

4- 4

0- 1

0- 0

0- 0

NEUTRAL

0- 0

0- 1

RPI 1-50

RPI 51-100

RPI 101-200

RPI 201+

Team's RPI: 258

RPI	S	Opponent	Score
8	A	Tennessee	68 93

RPI	S	Opponent	Score
69	A	Vanderbilt	58 74
77	A	UTEP	44 60

RPI	S	Opponent	Score
101	A	Nebraska	60 67
130	A	Southern U.	65 72
130	H	Southern U.	80 84

RPI	S	Opponent	Score
247	A	Jackson St.	77 84
247	H	Jackson St.	72 62
272	A	Alabama St.	68 81
272	H	Alabama St.	74 80
282	A	Grambling	92 84
282	H	Grambling	58 57
292	A	Ark. -Pine Bluff	68 70
292	H	Ark. -Pine Bluff	74 65
292	N	Ark. -Pine Bluff	54 64
297	A	Mississippi Val.	85 74
297	H	Mississippi Val.	74 67
301	A	Alcorn St.	74 77
301	H	Alcorn St.	84 74
307	A	Texas Southern	79 66
307	H	Texas Southern	99 75
334	A	Prairie View	86 70
334	H	Prairie View	108 71

LAST 10 Division I GAMES:

292	N	Ark. -Pine Bluff	54 64
282	H	Grambling	58 57
247	H	Jackson St.	72 62
307	A	Texas Southern	79 66
334	A	Prairie View	86 70

301	H	Alcorn St.	84 74
130	H	Southern U.	80 84
77	A	UTEP	44 60
272	H	Alabama St.	74 80
297	A	Mississippi Val.	85 74

Non-Div I Games: Stillman

72 80

Tuskegee

69 59

Jarvis Christian 75 62

Alabama A&M

Loss, Non-Conf, S Site, H Home A Away N Neutral

Average RPI Win: 250

Average RPI Loss: 204

WON-LOST
RECORDWINNING
PCT. RANKLAST 10
GAMESSTRENGTH OF
SCHEDULEOPP. STRENGTH
OF SCHEDULETEAM
RPICONF.
RPI

DIV. I ONLY

12- 18

236

6- 4

284

320

272

31

DIV. I NON-CONF.

2- 9

292

0- 0

82

181

239

31

TOTALS

RPI 1-50

RPI 51-100

W-L RECORDS

RPI 101-200

RPI 201+

12- 18

0- 2

1- 2

OVERALL

1- 3

10- 11

7- 4

0- 0

1- 0

HOME

1- 0

5- 4

4- 12

0- 2

0- 1

AWAY

0- 3

4- 6

1- 2

0- 0

0- 1

NEUTRAL

0- 0

1- 1

2- 9

0- 2

1- 2

NON-CONFERENCE

0- 2

1- 3

1- 1

0- 0

1- 0

HOME

0- 0

0- 1

0- 7

0- 2

0- 1

AWAY

0- 2

0- 2

1- 1

0- 0

0- 1

NEUTRAL

0- 0

1- 0

10- 9

0- 0

0- 0

CONFERENCE

1- 1

9- 8

6- 3

0- 0

0- 0

HOME

1- 0

5- 3

4- 5

0- 0

0- 0

AWAY

0- 1

4- 4

0- 1

0- 0

0- 0

NEUTRAL

0- 0

0- 1

RPI 1-50

RPI S Opponent

Score




5   Florida 60  87



50   Alabama 68  105




RPI 51-100

RPI S Opponent

Score

65   South Ala. 65  82




65   South Ala. 78 75



78 N   Butler 61  70




RPI 101-200




RPI S Opponent

Score

130   Southern U. 68  72

130   Southern U. 63 59

157   Bi rmi ngham-So. 55  69



173   Wyomi ng 54  69




RPI 201+




Team's RPI: 272




RPI S Opponent



Score




215 N   Coppi n St. 68 67




238   Georgi a St. 49  66



244   Troy 53  71



247   Jackson St. 64  77




247   Jackson St. 93 79




247 N   Jackson St. 65  83



251   Fl ori da A&M 67  74




258   Al abama A&M 80 74



258   Al abama A&M 81 68




282   Grambl ing 59  62



282   Grambl ing 67  69



292   Ark. -Pi ne Bl uff 60 46




292   Ark. -Pi ne Bl uff 49  52



297   Mi ssi ssi ppi Val . 58 48




297   Mi ssi ssi ppi Val . 70  74



301   Al corn St. 75 70

301   Al corn St. 71 69




307   Texas Southern 62  69



307   Texas Southern 72 66




334   Prai rie Vi ew 72  75




334   Prai rie Vi ew 78 70




LAST 10 Division I GAMES:



247 N   Jackson St. 65  83



247   Jackson St. 93 79



282   Grambl ing 67  69



334   Prai rie Vi ew 72  75



307   Texas Southern 62  69

130   Southern U. 63 59

301   Al corn St. 71 69

258   Al abama A&M 80 74

292   Ark. -Pi ne Bl uff 60 46

297   Mi ssi ssi ppi Val . 58 48

Non-Div I Games:

Alabama St.

Average RPI Win: 256
Average RPI Loss: 132

WON-LOST
RECORD

WINNING
PCT. RANK

LAST 10
GAMES

STRENGTH OF
SCHEDULE

OPP. STRENGTH
OF SCHEDULE

TEAM
RPI

CONF.
RPI

DIV. I ONLY

21- 11

61

7- 3

206

264

116

28

DIV. I NON-CONF.

5- 8

210

0- 2

66

198

154

24

TOTALS

RPI 1-50

RPI 51-100

W-L RECORDS

RPI 101-200

RPI 201+

21- 11

0- 3

0- 2

OVERALL

2- 1

19- 5

10- 3

0- 0

0- 0

HOME

1- 0

9- 3

8- 7

0- 2

0- 2

AWAY

1- 1

7- 2

3- 1

0- 1

0- 0

NEUTRAL

0- 0

3- 0

5- 8

0- 3

0- 2

NON-CONFERENCE

0- 1

5- 2

2- 2

0- 0

0- 0

HOME

0- 0

2- 2

2- 5

0- 2

0- 2

AWAY

0- 1

2- 0

1- 1

0- 1

0- 0

NEUTRAL

0- 0

1- 0

16- 3

0- 0

0- 0

CONFERENCE

2- 0

14- 3

8- 1

0- 0

0- 0

HOME

1- 0

7- 1

6- 2

0- 0

0- 0

AWAY

1- 0

5- 2

2- 0

0- 0

0- 0

NEUTRAL

0- 0

2- 0

RPI	S	Opponent	Score
4	N	Connecticut	59 72
5	A	Florida	64 83
6	A	UCLA	65 73

RPI	S	Opponent	Score
61	A	San Diego St.	53 80
80	A	Va. Commonweal th	67 70

RPI	S	Opponent	Score
121	A	Si ena	74 82
188	A	Bi nghamton	52 51
188	H	Bi nghamton	70 65

RPI	S	Opponent	Score
207	H	Cornel I	68 59
209	A	Boston U.	53 47
209	H	Boston U.	71 60
210	H	Harvard	48 61
212	A	Vermont	53 65
212	H	Vermont	76 64
212	H	Vermont	80 67
245	A	Cleveland St.	78 65
248	A	New Hampshi re	71 78
248	H	New Hampshi re	72 75
248	N	New Hampshi re	67 54
261	H	Sacred Heart	61 63
268	A	Hartford	65 63
268	H	Hartford	75 62
275	A	Brown	62 47
280	H	Utah Valley St.	72 61
281	A	Maine	87 73
281	H	Maine	76 56
285	N	Oakl and	90 73
297	A	UMBC	76 61
297	H	UMBC	62 50
297	N	UMBC	79 65
310	A	Stony Brook	63 58
310	H	Stony Brook	85 62

LAST 10 Div sion I GAMES:

4	N	Connecticut	59 72
212	H	Vermont	80 67
248	N	New Hampshi re	67 54
297	N	UMBC	79 65
297	A	UMBC	76 61

248	A	New Hampshi re	71 78
212	H	Vermont	76 64
80	A	Va. Commonweal th	67 70
281	A	Maine	87 73
268	A	Hartford	65 63

Albany (N. Y.)

Albany (N. Y.)

Non-Div I Games:

Albany (N. Y.)

Loss, **Non-Conf**, **S Site**, **H Home** **A Away** **N Neutral**

Average RPI Win: 296		WON-LOST	WINNING	LAST 10	STRENGTH OF	OPP. STRENGTH	TEAM	CONF.
Average RPI Loss: 194		RECORD	PCT. RANK	GAMES	SCHEDULE	OF SCHEDULE	RPI	RPI
DIV. I ONLY	8- 20	286	4- 6	301	322	301	31	
DIV. I NON-CONF.	0- 9	323	0- 0	117	158	308	31	
TOTALS	RPI 1-50	RPI 51-100	W-L RECORDS	RPI 101-200	RPI 201+			
8- 20	0- 1	0- 1	OVERALL	0- 8	8- 10			
5- 4	0- 0	0- 0	HOME	0- 1	5- 3			
3- 15	0- 1	0- 1	AWAY	0- 6	3- 7			
0- 1	0- 0	0- 0	NEUTRAL	0- 1	0- 0			
0- 9	0- 1	0- 1	NON-CONFERENCE	0- 5	0- 2			
0- 0	0- 0	0- 0	HOME	0- 0	0- 0			
0- 9	0- 1	0- 1	AWAY	0- 5	0- 2			
0- 0	0- 0	0- 0	NEUTRAL	0- 0	0- 0			
8- 11	0- 0	0- 0	CONFERENCE	0- 3	8- 8			
5- 4	0- 0	0- 0	HOME	0- 1	5- 3			
3- 6	0- 0	0- 0	AWAY	0- 1	3- 5			
0- 1	0- 0	0- 0	NEUTRAL	0- 1	0- 0			
RPI S Opponent	RPI 1-50 Score	RPI S Opponent	RPI 51-100 Score	RPI S Opponent	RPI 101-200 Score	RPI S Opponent	RPI 201+ Team's RPI: 301 Score	
41 A UAB	59 81	70 A Florida St.	67 85	111 A Sam Houston St.	50 51	237 A South Fla.	52 69	
				119 A Southern	53 76	240 A Stephen F. Austin	57 75	
				Cal i forni a		247 A Jackson St.	67 89	
				124 A New Mexi co	75 87	247 H Jackson St.	58 56	
				130 A Southern U.	55 72	258 A Al abama A&M	74 84	
				130 H Southern U.	57 69	258 H Al abama A&M	77 74	
				130 N Southern U.	52 73	272 A Al abama St.	69 71	
				151 A Mi ssi ssi ppi	69 82	272 H Al abama St.	70 75	
				177 A Ari zona St.	74 86	282 A Grambl ing	75 71	
						282 H Grambl ing	62 65	
						292 A Ark. -Pi ne Bl uff	48 74	
						292 H Ark. -Pi ne Bl uff	62 66	
						297 A Mi ssi ssi ppi Val .	59 67	
						297 H Mi ssi ssi ppi Val .	78 61	
						307 A Texas Southern	84 76	
						307 H Texas Southern	84 77	
						334 A Prai ri e Vi ew	72 64	
						334 H Prai ri e Vi ew	89 70	
LAST 10 Divi sion I GAMES:								
		130 N Southern U.	52 73	272 A Al abama St.	69 71			
		334 H Prai ri e Vi ew	89 70	292 H Ark. -Pi ne Bl uff	62 66			
		307 H Texas Southern	84 77	297 H Mi ssi ssi ppi Val .	78 61			
		130 H Southern U.	57 69	282 A Grambl ing	75 71			
		258 A Al abama A&M	74 84	247 A Jackson St.	67 89			

Non-Di v I Games:

Alcorn St.

Loss, Non-Conf, S Site, H Home A Away N Neutral

Alcorn St.

Alcorn St.

Average RPI Win:	283	WON-LOST	WINNING	LAST 10	STRENGTH OF	OPP. STRENGTH	TEAM	CONF.
Average RPI Loss:	120	RECORD	PCT. RANK	GAMES	SCHEDULE	OF SCHEDULE	RPI	RPI

DIV. I ONLY	12- 17	229	6- 4	188	232	203	20
DIV. I NON-CONF.	4- 9	243	0- 0	160	249	236	19

TOTALS	RPI 1-50	RPI 51-100	W-L RECORDS	RPI 101-200	RPI 201+
12- 17	0- 5	0- 2	OVERALL	0- 7	12- 3
7- 4	0- 1	0- 0	HOME	0- 3	7- 0
4- 12	0- 3	0- 2	AWAY	0- 4	4- 3
1- 1	0- 1	0- 0	NEUTRAL	0- 0	1- 0
4- 9	0- 2	0- 2	NON-CONFERENCE	0- 3	4- 2
3- 1	0- 0	0- 0	HOME	0- 1	3- 0
1- 7	0- 1	0- 2	AWAY	0- 2	1- 2
0- 1	0- 1	0- 0	NEUTRAL	0- 0	0- 0
8- 8	0- 3	0- 0	CONFERENCE	0- 4	8- 1
4- 3	0- 1	0- 0	HOME	0- 2	4- 0
3- 5	0- 2	0- 0	AWAY	0- 2	3- 1
1- 0	0- 0	0- 0	NEUTRAL	0- 0	1- 0

RPI S	RPI 1-50	Opponent	Score
15 N		George Mason	35 75
24 A		Washington	82 99
38 A		Bucknel I	57 74
38 A		Bucknel I	50 64
38 H		Bucknel I	50 58

RPI S	RPI 51-100	Opponent	Score
60 A		Maryland	55 81
96 A		Ohio	50 81

RPI S	RPI 101-200	Opponent	Score
104 A		Lafayette	63 75
110 A		Holy Cross	63 74
110 H		Holy Cross	62 69
149 A		Lehigh	58 65
149 H		Lehigh	59 70
169 A		Loyola (Md.)	60 68
197 H		Yale	59 71

RPI S	RPI 201+	Team's RPI: 203	Score
212 A		Vermont	62 72
216 H		Towson	74 70
229 A		Wagner	59 75
230 H		Mt. St. Mary's	80 60
262 A		Lafayette	77 67
262 H		Lafayette	74 56
262 N		Lafayette	75 62
286 A		Colgate	74 66
286 H		Colgate	72 64
299 A		Navy	68 77
299 H		Navy	65 48
322 A		Army	68 55
322 H		Army	65 63
323 A		St. Francis (Pa.)	62 52
325 H		Howard	72 60

LAST 10 Division I GAMES:

38 A	Bucknel I	50 64	322 A	Army	68 55
262 N	Lafayette	75 62	286 H	Colgate	72 64
262 A	Lafayette	77 67	38 A	Bucknel I	57 74
299 H	Navy	65 48	149 A	Lehigh	58 65
110 H	Holy Cross	62 69	262 H	Lafayette	74 56

Non-Div I Games:

American

Loss, Non-Conf, S Site, H Home A Away N Neutral

Average RPI Win:

229

WON-LOST

WINNING

LAST 10

STRENGTH OF

OPP. STRENGTH

TEAM

CONF.

Average RPI Loss:

178

RECORD

PCT. RANK

GAMES

SCHEDULE

OF SCHEDULE

RPI

RPI

DIV. I ONLY

12- 16

215

5- 5

259

217

234

24

DIV. I NON-CONF.

4- 7

217

0- 0

253

91

241

22

TOTALS

RPI 1-50

RPI 51-100

W-L RECORDS

RPI 101-200

RPI 201+

12- 16

0- 1

1- 3

OVERALL

3- 5

8- 6

6- 4

0- 0

1- 1

HOME

2- 1

3- 2

4- 10

0- 1

0- 2

AWAY

0- 3

4- 4

2- 2

0- 0

0- 0

NEUTRAL

1- 1

1- 0

4- 7

0- 1

1- 2

NON-CONFERENCE

0- 0

3- 3

2- 1

0- 0

1- 0

HOME

0- 0

1- 1

2- 5

0- 1

0- 2

AWAY

0- 0

2- 2

0- 1

0- 0

0- 0

NEUTRAL

0- 0

0- 0

8- 9

0- 0

0- 1

CONFERENCE

3- 5

5- 3

4- 3

0- 0

0- 1

HOME

2- 1

2- 1

2- 5

0- 0

0- 0

AWAY

0- 3

2- 2

2- 1

0- 0

0- 0

NEUTRAL

1- 1

1- 0

RPI 1-50

RPI S Opponent

Score

8 A Tennessee 81 89

RPI 51-100

RPI S Opponent

Score

51 A North Carolina St. 68 92
 80 H Va. Commonwealth 51 47
 89 A Wake Forest 78 91
 92 H Davidson 69 102

RPI 101-200

RPI S Opponent

Score

160 H Ga. Southern 90 84
 160 N Ga. Southern 74 61
 168 A Chattanooga 50 64
 168 H Chattanooga 57 73
 168 N Chattanooga 75 78
 172 A El on 59 65
 172 H El on 71 60
 189 A Col. of Charleston 53 64

RPI 201+

Team's RPI: 234

RPI S Opponent

Score

201 N Niagara 70 79
 220 A Furman 64 76
 222 A Ark.-Little Rock 63 78
 222 H Ark.-Little Rock 75 65
 233 A Marshall 73 65
 233 H Marshall 60 64
 264 A Western Caro. 83 66
 264 H Western Caro. 68 53
 279 A UNC Greensboro 60 62
 279 H UNC Greensboro 75 70
 287 H Wofford 59 60
 287 N Wofford 66 65
 295 A James Madison 79 81
 308 A Duquesne 71 68
 320 A Citadel 66 65

LAST 10 Division I GAMES:

168 N Chattanooga 75 78
 160 N Ga. Southern 74 61
 287 N Wofford 66 65
 279 H UNC Greensboro 75 70
 168 A Chattanooga 50 64
 264 A Western Caro. 83 66
 172 H El on 71 60
 220 A Furman 64 76
 287 H Wofford 59 60
 189 A Col. of Charleston 53 64

Non-Div I Games: Methodist

87 69

Montreat

105 57

Appalachian St.

Loss,
 Non-Conf, S Site,
 H Home
A Away
 N Neutral

Average RPI Win:		110	WON-LOST		WINNING		LAST 10		STRENGTH OF		OPP. STRENGTH		TEAM		CONF.	
Average RPI Loss:		48	RECORD		PCT. RANK		GAMES		SCHEDULE		OF SCHEDULE		RPI		RPI	
DIV. I ONLY		20- 13	95		6- 4				6		24		21		7	
DIV. I NON-CONF.		8- 5	105		1- 1				1		6		10		6	
TOTALS		RPI 1-50		RPI 51-100		W-L RECORDS		RPI 101-200		RPI 201+						
20- 13		3- 9		6- 1		OVERALL		11- 3		0- 0						
12- 2		0- 2		4- 0		HOME		8- 0		0- 0						
4- 8		1- 4		1- 1		AWAY		2- 3		0- 0						
4- 3		2- 3		1- 0		NEUTRAL		1- 0		0- 0						
8- 5		2- 5		2- 0		NON-CONFERENCE		4- 0		0- 0						
5- 0		0- 0		2- 0		HOME		3- 0		0- 0						
1- 2		0- 2		0- 0		AWAY		1- 0		0- 0						
2- 3		2- 3		0- 0		NEUTRAL		0- 0		0- 0						
12- 8		1- 4		4- 1		CONFERENCE		7- 3		0- 0						
7- 2		0- 2		2- 0		HOME		5- 0		0- 0						
3- 6		1- 2		1- 1		AWAY		1- 3		0- 0						
2- 0		0- 0		1- 0		NEUTRAL		1- 0		0- 0						
RPI 1-50		Team's RPI: 21		RPI 51-100		RPI 101-200		RPI 201+								
RPI	S	Opponent	Score	RPI	S	Opponent	Score	RPI	S	Opponent	Score	RPI	S	Opponent	Score	
2	N	Villanova	78 82	56	A	Cal i forni a	66 75	111	H	Sam Houston St.	87 51					
4	N	Connecti cut	70 79	56	H	Cal i forni a	60 55	119	A	Southern	70 77					
6	A	UCLA	73 84	58	H	Western Ky.	86 81			Cal i forni a						
6	A	UCLA	59 71	84	A	Stanford	76 72	119	H	Southern	74 63					
6	H	UCLA	79 85	84	H	Stanford	90 81			Cal i forni a						
14	A	North Carolina	69 86	84	N	Stanford	73 68	123	H	St. Mary' s (Cal .)	73 61					
23	N	Mi chi gan St.	71 74	84	N	Stanford	73 68	132	H	Northern Ari z.	75 66					
24	A	Washi ngton	96 95	86	H	Vi rgi ni a	81 51	146	A	Oregon	68 73					
24	H	Washi ngton	67 70					146	H	Oregon	70 68					
32	N	Kansas	61 49					165	A	Utah	73 43					
39	N	Wi sconsi n	94 75					167	H	Washi ngton St.	66 61					
49	A	Houston	65 69					167	N	Washi ngton St.	70 52					
								170	A	Oregon St.	65 75					
								170	H	Oregon St.	80 58					
								177	A	Ari zona St.	80 70					
								177	H	Ari zona St.	68 47					
LAST 10 Div si on I GAMES:																
				2	N	Vi llanova	78 82	167	H	Washi ngton St.	66 61					
				39	N	Wi sconsi n	94 75	177	H	Ari zona St.	68 47					
				6	A	UCLA	59 71	84	A	Stanford	76 72					
				84	N	Stanford	73 68	56	A	Cal i forni a	66 75					
				24	H	Washi ngton	67 70	170	H	Oregon St.	80 58					

Non-Di v I Games:

Ari zona

Average RPI Win:		184	WON-LOST	WINNING	LAST 10	STRENGTH OF	OPP. STRENGTH	TEAM	CONF.
Average RPI Loss:		85	RECORD	PCT. RANK	GAMES	SCHEDULE	OF SCHEDULE	RPI	RPI
DIV. I ONLY	11- 17	240	4- 6	85	84	177	7		
DIV. I NON-CONF.	6- 3	83	0- 0	176	299	110	6		
TOTALS	RPI 1-50	RPI 51-100	W-L RECORDS	RPI 101-200	RPI 201+				
11- 17	0- 7	1- 4	OVERALL	6- 5	4- 1				
8- 9	0- 3	0- 3	HOME	4- 2	4- 1				
3- 7	0- 4	1- 1	AWAY	2- 2	0- 0				
0- 1	0- 0	0- 0	NEUTRAL	0- 1	0- 0				
6- 3	0- 1	0- 1	NON-CONFERENCE	2- 0	4- 1				
6- 2	0- 0	0- 1	HOME	2- 0	4- 1				
0- 1	0- 1	0- 0	AWAY	0- 0	0- 0				
0- 0	0- 0	0- 0	NEUTRAL	0- 0	0- 0				
5- 14	0- 6	1- 3	CONFERENCE	4- 5	0- 0				
2- 7	0- 3	0- 2	HOME	2- 2	0- 0				
3- 6	0- 3	1- 1	AWAY	2- 2	0- 0				
0- 1	0- 0	0- 0	NEUTRAL	0- 1	0- 0				
RPI S Opponent	RPI 1-50 Score	RPI S Opponent	Score	RPI S Opponent	Score	RPI S Opponent	Score	RPI S Opponent	Score
6 A UCLA	60 69	56 A Cal i forni a	65 64	119 A Southern	68 65	204 H North Texas	83 67		
6 H UCLA	60 61	56 H Cal i forni a	58 88		Cal i forni a		219 H UC Santa Barb.	73 57	
12 A Iowa	43 62	83 H Mi nnesota	79 85	119 H Southern	65 66	280 H Utah Valley St.	71 75		
21 A Ari zona	47 68	84 A Stanford	69 82		Cal i forni a		301 H Al corn St.	86 74	
21 H Ari zona	70 80	84 H Stanford	64 70	132 H Northern Ari z.	72 55	304 H Southern Utah	82 62		
24 A Washi ngton	67 91			146 A Oregon	53 67				
24 H Washi ngton	66 91			146 H Oregon	87 98				
				167 A Washi ngton St.	49 64				
				167 H Washi ngton St.	68 55				
				170 A Oregon St.	65 63				
				170 H Oregon St.	76 59				
				170 N Oregon St.	68 71				
				180 H Boi se St.	64 49				
LAST 10 Div sion I GAMES:									
170 N Oregon St.	68 71	84 A Stanford	69 82						
167 H Washi ngton St.	68 55	146 H Oregon	87 98						
24 H Washi ngton	66 91	170 H Oregon St.	76 59						
21 A Ari zona	47 68	119 A Southern Cal i forni a	68 65						
56 A Cal i forni a	65 64	6 A UCLA	60 69						

Non-Di v I Games:

Ari zona St.

A
r
i
z
o
n
a
s
t
.

A
r
i
z
o
n
a
s
t
.

Average RPI Win: 244
Average RPI Loss: 124

WON-LOST
RECORD

WINNING
PCT. RANK

LAST 10
GAMES

STRENGTH OF
SCHEDULE

OPP. STRENGTH
OF SCHEDULE

TEAM
RPI

CONF.
RPI

DIV. I ONLY	13- 15	184	3- 7	221	183	222	18
DIV. I NON-CONF.	7- 5	113	1- 0	275	241	171	16

TOTALS	RPI 1-50	RPI 51-100	W-L RECORDS	RPI 101-200	RPI 201+
13- 15	0- 3	0- 5	OVERALL	2- 2	11- 5
8- 6	0- 0	0- 2	HOME	1- 2	7- 2
3- 7	0- 2	0- 2	AWAY	1- 0	2- 3
2- 2	0- 1	0- 1	NEUTRAL	0- 0	2- 0
7- 5	0- 3	0- 1	NON-CONFERENCE	0- 0	7- 1
6- 0	0- 0	0- 0	HOME	0- 0	6- 0
0- 4	0- 2	0- 1	AWAY	0- 0	0- 1
1- 1	0- 1	0- 0	NEUTRAL	0- 0	1- 0
6- 10	0- 0	0- 4	CONFERENCE	2- 2	4- 4
2- 6	0- 0	0- 2	HOME	1- 2	1- 2
3- 3	0- 0	0- 1	AWAY	1- 0	2- 2
1- 1	0- 0	0- 1	NEUTRAL	0- 0	1- 0

RPI S	Opponent	Score
16 A	Illinois	49 75
23 N	Michigan St.	67 72
37 A	Southern Ill.	42 67

RPI S	Opponent	Score
54 A	Utah St.	44 76
58 A	Western Ky.	70 74
58 H	Western Ky.	73 74
65 H	South Ala.	58 65
65 N	South Ala.	53 78

RPI S	Opponent	Score
117 A	Middle Tenn.	68 66
117 H	Middle Tenn.	58 68
143 H	La.-Lafayette	59 69
175 H	Denver	62 52

RPI S	Opponent	Score
204 H	North Texas	69 60
204 N	North Texas	72 55
213 N	Idaho St.	73 72
231 A	Arkansas St.	66 78
231 H	Arkansas St.	70 74
234 A	Appalachian St.	65 75
234 H	Appalachian St.	78 63
244 A	Troy	73 66
255 A	New Orleans	60 69
256 H	Bowling Green	68 60
277 A	Florida Int'l	55 53
277 H	Florida Int'l	55 58
292 H	Ark.-Pine Bluff	72 54
299 H	Navy	61 57
327 H	Texas St.	73 54
333 H	Savannah St.	81 53

LAST 10 Division I GAMES:

65 N South Ala.	53 78	58 H Western Ky.	73 74
204 N North Texas	72 55	333 H Savannah St.	81 53
143 H La.-Lafayette	59 69	277 H Florida Int'l	55 58
255 A New Orleans	60 69	244 A Troy	73 66
117 H Middle Tenn.	58 68	65 H South Ala.	58 65

Ark.-Little Rock

Ark.-Little Rock

Non-Div I Games: John Brown 67 62

Ark.-Little Rock

Loss, Non-Conf, S Site, H Home A Away N Neutral

Average RPI Win:	293	WON-LOST	WINNING	LAST 10	STRENGTH OF	OPP. STRENGTH	TEAM	CONF.
Average RPI Loss:	216	RECORD	PCT. RANK	GAMES	SCHEDULE	OF SCHEDULE	RPI	RPI

DIV. I ONLY	11- 16	231	6- 4	329	332	292	31
DIV. I NON-CONF.	1- 5	297	0- 0	300	138	317	31

TOTALS	RPI 1-50	RPI 51-100	W-L RECORDS	RPI 101-200	RPI 201+
11- 16	0- 1	0- 1	OVERALL	0- 3	11- 11
4- 5	0- 0	0- 0	HOME	0- 1	4- 4
5- 10	0- 1	0- 1	AWAY	0- 1	5- 7
2- 1	0- 0	0- 0	NEUTRAL	0- 1	2- 0
1- 5	0- 1	0- 1	NON-CONFERENCE	0- 0	1- 3
0- 0	0- 0	0- 0	HOME	0- 0	0- 0
1- 5	0- 1	0- 1	AWAY	0- 0	1- 3
0- 0	0- 0	0- 0	NEUTRAL	0- 0	0- 0
10- 11	0- 0	0- 0	CONFERENCE	0- 3	10- 8
4- 5	0- 0	0- 0	HOME	0- 1	4- 4
4- 5	0- 0	0- 0	AWAY	0- 1	4- 4
2- 1	0- 0	0- 0	NEUTRAL	0- 1	2- 0

RPI 1-50				RPI 51-100				RPI 101-200				RPI 201+				Team's RPI: 292	
RPI	S	Opponent	Score	RPI	S	Opponent	Score	RPI	S	Opponent	Score	RPI	S	Opponent	Score		
46	A	Creighton	55 87	55	A	Air Force	44 63	130	A	Southern U.	68 71	222	A	Ark.-Little Rock	54 72		
								130	H	Southern U.	58 60	231	A	Arkansas St.	60 69		
								130	N	Southern U.	44 57	247	A	Jackson St.	68 73		
												247	H	Jackson St.	57 62		
												258	A	Alabama A&M	65 74		
												258	H	Alabama A&M	70 68		
												258	N	Alabama A&M	64 54		
												272	A	Alabama St.	52 49		
												272	H	Alabama St.	46 60		
												282	A	Grambling	78 68		
												282	H	Grambling	64 66		
												282	N	Grambling	61 49		
												288	A	TCU	53 70		
												297	A	Mississippi Val.	62 68		
												297	H	Mississippi Val.	68 57		
												301	A	Alcorn St.	66 62		
												301	H	Alcorn St.	74 48		
												307	A	Texas Southern	53 65		
												307	H	Texas Southern	64 65		
												308	A	Duquesne	64 56		
												334	A	Prairie View	77 54		
												334	H	Prairie View	67 54		
LAST 10 Division I GAMES:																	

Non-Div I Games: Philander Smith 91 78

Philander Smith 82 72

Ark. -Pine Bluff

Loss,
Non-Conf,
S Site,
H Home
A Away
N Neutral

Average RPI Win: 138

Average RPI Loss: 46

WON-LOST
RECORDWINNING
PCT. RANKLAST 10
GAMESSTRENGTH OF
SCHEDULEOPP. STRENGTH
OF SCHEDULETEAM
RPICONF.
RPI

DIV. I ONLY

22- 10

45

7- 3

72

15

45

1

DIV. I NON-CONF.

11- 3

31

0- 1

199

88

73

1

TOTALS

RPI 1-50

RPI 51-100

W-L RECORDS

RPI 101-200

RPI 201+

22- 10

6- 7

3- 1

OVERALL

8- 2

5- 0

15- 1

4- 1

1- 0

HOME

6- 0

4- 0

3- 5

1- 3

1- 0

AWAY

1- 2

0- 0

4- 4

1- 3

1- 1

NEUTRAL

1- 0

1- 0

11- 3

2- 2

0- 1

NON-CONFERENCE

4- 0

5- 0

8- 0

1- 0

0- 0

HOME

3- 0

4- 0

0- 0

0- 0

0- 0

AWAY

0- 0

0- 0

3- 3

1- 2

0- 1

NEUTRAL

1- 0

1- 0

11- 7

4- 5

3- 0

CONFERENCE

4- 2

0- 0

7- 1

3- 1

1- 0

HOME

3- 0

0- 0

3- 5

1- 3

1- 0

AWAY

1- 2

0- 0

1- 1

0- 1

1- 0

NEUTRAL

0- 0

0- 0

RPI 1-50

Team's RPI: 45

RPI 51-100

RPI 101-200

RPI 201+

RPI S Opponent Score

RPI S Opponent Score

RPI S Opponent Score

RPI S Opponent Score

4 N Connecticut 68 77

5 H Florida 85 81

5 N Florida 71 74

7 A LSU 77 78

7 H LSU 58 63

8 A Tennessee 73 69

22 H Missouri St. 79 75

29 A Kentucky 76 78

32 N Kansas 65 64

36 H South Carolina 73 59

38 N Bucknell 55 59

50 A Alabama 75 78

50 H Alabama 65 63

60 N Maryland 62 75

69 H Vanderbilt 78 66

100 A Georgia 74 57

100 N Georgia 80 67

108 A Mississippi St. 67 69

108 H Mississippi St. 80 70

112 A Auburn 68 52

112 H Auburn 84 64

142 N Texas Tech 78 65

147 H Missouri 66 63

151 A Mississippi 70 73

151 H Mississippi 71 58

193 H Radford 75 55

198 H Portland St. 107 69

221 N Rice 80 61

246 H Southern Miss. 77 35

318 H Western Ill. 83 54

327 H Texas St. 73 67

330 H Tex. -Pan American 66 38

LAST 10 Division I GAMES:

38 N Bucknell 55 59

5 N Florida 71 74

100 N Georgia 80 67

100 A Georgia 74 57

108 H Mississippi St. 80 70

8 A Tennessee 73 69

50 H Alabama 65 63

5 H Florida 85 81

151 A Mississippi 70 73

112 H Auburn 84 64

Non-Div I Games:

Arkansas

Average RPI Win: 237
Average RPI Loss: 130

WON-LOST
RECORD

WINNING
PCT. RANK

LAST 10
GAMES

STRENGTH OF
SCHEDULE

OPP. STRENGTH
OF SCHEDULE

TEAM
RPI

CONF.
RPI

DIV. I ONLY
DIV. I NON-CONF.

10- 18
3- 10

258
277

4- 6
0- 1

170
163

181
204

231
270

18
16

TOTALS

RPI 1-50

RPI 51-100

W-L RECORDS

RPI 101-200

RPI 201+

10- 18

0- 2

0- 5

OVERALL

2- 7

8- 4

6- 5

0- 1

0- 1

HOME

2- 2

4- 1

2- 12

0- 1

0- 4

AWAY

0- 5

2- 2

2- 1

0- 0

0- 0

NEUTRAL

0- 0

2- 1

3- 10

0- 2

0- 2

NON-CONFERENCE

0- 5

3- 1

1- 3

0- 1

0- 0

HOME

0- 2

1- 0

0- 7

0- 1

0- 2

AWAY

0- 3

0- 1

2- 0

0- 0

0- 0

NEUTRAL

0- 0

2- 0

7- 8

0- 0

0- 3

CONFERENCE

2- 2

5- 3

5- 2

0- 0

0- 1

HOME

2- 0

3- 1

2- 5

0- 0

0- 2

AWAY

0- 2

2- 1

0- 1

0- 0

0- 0

NEUTRAL

0- 0

0- 1

RPI 1-50

RPI S Opponent Score
22 A Missouri St. 55 84
22 H Missouri St. 80 97

RPI 51-100

RPI S Opponent Score
58 A Western Ky. 63 87
58 H Western Ky. 70 72
64 A Louisville 55 67
65 A South Ala. 69 78
95 A Oklahoma St. 64 84

RPI 101-200

RPI S Opponent Score
108 A Mississippi St. 63 68
117 A Middle Tenn. 68 77
117 H Middle Tenn. 75 74
143 A La. -Lafayette 65 71
151 A Mississippi 78 85
155 A Austin Peay 71 92
160 H Ga. Southern 71 82
175 H Denver 72 61
191 H Lamar 81 91

RPI 201+

Team's RPI: 231

RPI S Opponent Score
204 H North Texas 79 82
205 N Richmond 56 37
222 A Ark. -Little Rock 74 70
222 H Ark. -Little Rock 78 66
224 A Tenn. -Martin 77 80
244 H Troy 91 68
244 N Troy 83 107
255 A New Orleans 58 62
277 A Florida Int'l 81 71
277 H Florida Int'l 85 84
292 H Ark. -Pine Bluff 69 60
334 N Prairie View 82 69

LAST 10 Division I GAMES:

244 N Troy 83 107
255 A New Orleans 58 62
143 A La. -Lafayette 65 71
155 A Austin Peay 71 92
117 H Middle Tenn. 75 74
277 H Florida Int'l 85 84
65 A South Ala. 69 78
244 H Troy 91 68
222 H Ark. -Little Rock 78 66
204 H North Texas 79 82

Non-Div I Games: Mo. -Rolla

85 56

Freed-Hardeman 91 77

Arkansas St.

Loss, Non-Conf, S Site, H Home A Away N Neutral

Average RPI Win: 302
Average RPI Loss: 191

WON-LOST
RECORD

WINNING
PCT. RANK

LAST 10
GAMES

STRENGTH OF
SCHEDULE

OPP. STRENGTH
OF SCHEDULE

TEAM
RPI

CONF.
RPI

DIV. I ONLY	3- 22	322	0- 10	290	252	322	20
DIV. I NON-CONF.	2- 8	285	0- 0	326	313	327	19

TOTALS	RPI 1-50	RPI 51-100	W-L RECORDS	RPI 101-200	RPI 201+
3- 22	0- 4	0- 1	OVERALL	0- 4	3- 13
0- 11	0- 1	0- 0	HOME	0- 2	0- 8
3- 11	0- 3	0- 1	AWAY	0- 2	3- 5
0- 0	0- 0	0- 0	NEUTRAL	0- 0	0- 0
2- 8	0- 1	0- 1	NON-CONFERENCE	0- 0	2- 6
0- 4	0- 0	0- 0	HOME	0- 0	0- 4
2- 4	0- 1	0- 1	AWAY	0- 0	2- 2
0- 0	0- 0	0- 0	NEUTRAL	0- 0	0- 0
1- 14	0- 3	0- 0	CONFERENCE	0- 4	1- 7
0- 7	0- 1	0- 0	HOME	0- 2	0- 4
1- 7	0- 2	0- 0	AWAY	0- 2	1- 3
0- 0	0- 0	0- 0	NEUTRAL	0- 0	0- 0

RPI S Opponent Score

4	A	Connecticut	54	68
38	A	Bucknell I	47	70
38	A	Bucknell I	47	59
38	H	Bucknell I	54	67

RPI S Opponent Score

81	A	Temple	37	69
----	---	--------	----	----

RPI S Opponent Score

110	A	Holy Cross	38	88
110	H	Holy Cross	46	84
149	A	Lehigh	60	63
149	H	Lehigh	44	69

RPI S Opponent Score Team's RPI: 322

203	A	American	63	65
203	H	American	55	68
207	A	Cornell	39	74
261	A	Sacred Heart	62	76
262	A	Lafayette	64	73
262	H	Lafayette	61	82
275	H	Brown	57	59
286	A	Colgate	41	60
286	H	Colgate	58	71
289	A	Columbia	67	66
299	A	Navy	80	73
299	H	Navy	62	67
311	H	Dartmouth	42	55
317	A	VMI	53	49
317	H	VMI	63	72
320	H	Citadel	68	70

LAST 10 Division I GAMES:

38	A	Bucknell I	47	59	110	A	Holy Cross	38	88
38	A	Bucknell I	47	70	299	H	Navy	62	67
262	A	Lafayette	64	73	38	H	Bucknell I	54	67
203	H	American	55	68	286	A	Colgate	41	60
149	H	Lehigh	44	69	262	H	Lafayette	61	82

Non-Div I Games: Maritime (N.Y.) 53 36

Polytechnic (N.Y.) 37

Army

Loss, Non-Conf, S Site, H Home A Away N Neutral

Average RPI Win: 148

Average RPI Loss: 46

WON-LOST
RECORDWINNING
PCT. RANKLAST 10
GAMESSTRENGTH OF
SCHEDULEOPP. STRENGTH
OF SCHEDULETEAM
RPICONF.
RPI

DIV. I ONLY

12- 16

215

3- 7

21

29

112

1

DIV. I NON-CONF.

8- 3

65

0- 0

45

195

36

1

TOTALS

RPI 1-50

RPI 51-100

W-L RECORDS

RPI 101-200

RPI 201+

12- 16 0- 12

3- 2

OVERALL

8- 2

1- 0

11- 5 0- 5

3- 0

HOME

7- 0

1- 0

1- 11 0- 7

0- 2

AWAY

1- 2

0- 0

0- 0 0- 0

0- 0

NEUTRAL

0- 0

0- 0

8- 3 0- 2

2- 0

NON-CONFERENCE

5- 1

1- 0

8- 0 0- 0

2- 0

HOME

5- 0

1- 0

0- 3 0- 2

0- 0

AWAY

0- 1

0- 0

0- 0 0- 0

0- 0

NEUTRAL

0- 0

0- 0

4- 13 0- 10

1- 2

CONFERENCE

3- 1

0- 0

3- 5 0- 5

1- 0

HOME

2- 0

0- 0

1- 8 0- 5

0- 2

AWAY

1- 1

0- 0

0- 0 0- 0

0- 0

NEUTRAL

0- 0

0- 0

RPI 1-50

RPI 51-100

RPI 101-200

Team's RPI: 112

RPI 201+

RPI	S	Opponent	Score
5	A	Florida	57 69
7	A	LSU	69 84
7	H	LSU	61 65
8	A	Tennessee	89 105
13	A	Pittsburgh	41 78
29	H	Kentucky	62 71
36	H	South Carolina	63 67
44	A	Texas A&M	67 72
45	A	Arkansas	64 84
45	H	Arkansas	52 68
50	A	Alabama	61 71
50	H	Alabama	52 56

RPI	S	Opponent	Score
69	A	Vanderbilt	50 74
69	A	Vanderbilt	71 76
73	H	Winthrop	64 62
81	H	Temple	73 42
100	H	Georgia	66 65

RPI	S	Opponent	Score
108	A	Mississippi St.	53 71
108	H	Mississippi St.	75 71
140	H	Lipscomb	69 54
151	A	Mississippi	58 54
151	H	Mississippi	58 50
153	A	Colorado St.	67 77
159	H	Gardner-Webb	70 43
181	H	Jacksonville St.	87 83
187	H	Southeastern La.	66 51
199	H	McNeese St.	91 76

RPI	S	Opponent	Score
246	H	Southern Miss.	80 57

LAST 10 Division I GAMES:

69	A	Vanderbilt	71 76	7	H	LSU	61 65
36	H	South Carolina	63 67	8	A	Tennessee	89 105
50	A	Alabama	61 71	45	A	Arkansas	64 84
151	A	Mississippi	58 54	151	H	Mississippi	58 50
108	H	Mississippi St.	75 71	108	A	Mississippi St.	53 71

A
u
b
u
r
nA
u
b
u
r
n

Non-Div I Games:

Auburn

Loss,
 Non-Conf, S Site,
 H Home
A Away
 N Neutral

Average RPI Win:	235	WON-LOST	WINNING	LAST 10	STRENGTH OF	OPP. STRENGTH	TEAM	CONF.
Average RPI Loss:	129	RECORD	PCT. RANK	GAMES	SCHEDULE	OF SCHEDULE	RPI	RPI

DIV. I ONLY	17- 14	129	6- 4	218	228	155	21
DIV. I NON-CONF.	6- 4	109	1- 0	122	188	107	20

TOTALS	RPI 1-50	RPI 51-100	W-L RECORDS	RPI 101-200	RPI 201+
17- 14	0- 0	0- 5	OVERALL	6- 7	11- 2
11- 2	0- 0	0- 1	HOME	4- 1	7- 0
4- 12	0- 0	0- 4	AWAY	1- 6	3- 2
2- 0	0- 0	0- 0	NEUTRAL	1- 0	1- 0
6- 4	0- 0	0- 3	NON-CONFERENCE	3- 1	3- 0
3- 0	0- 0	0- 0	HOME	1- 0	2- 0
1- 4	0- 0	0- 3	AWAY	1- 1	0- 0
2- 0	0- 0	0- 0	NEUTRAL	1- 0	1- 0
11- 10	0- 0	0- 2	CONFERENCE	3- 6	8- 2
8- 2	0- 0	0- 1	HOME	3- 1	5- 0
3- 8	0- 0	0- 1	AWAY	0- 5	3- 2
0- 0	0- 0	0- 0	NEUTRAL	0- 0	0- 0

RPI 1-50				RPI 51-100				RPI 101-200				Team' s RPI : 155				RPI 201+			
RPI	S	Opponent	Score	RPI	S	Opponent	Score	RPI	S	Opponent	Score	RPI	S	Opponent	Score	RPI	S	Opponent	Score
53	A	Kent St.	67 94	107	A	Samford	68 84	208	A	Tennessee St.	58 80								
58	A	Western Ky.	54 83	107	H	Samford	74 68	208	H	Tennessee St.	70 63								
67	A	Murray St.	56 67	114	N	Del aware St.	57 51	224	A	Tenn. -Martin	75 84								
67	H	Murray St.	68 69	117	A	Mi ddle Tenn.	83 67	224	H	Tenn. -Martin	96 88								
76	A	Rutgers	46 66	136	A	Tennessee Tech	61 78	226	H	East Tenn. St.	84 71								
				136	A	Tennessee Tech	74 78	231	H	Arkansas St.	92 71								
				136	H	Tennessee Tech	75 79	307	N	Texas Southern	82 70								
				168	A	Chattanooga	67 77	309	A	Eastern Ill.	70 61								
				181	A	Jacksonville St.	86 91	309	H	Eastern Ill.	62 56								
				181	H	Jacksonville St.	95 82	313	A	Southeast Mo. St.	63 56								
				192	H	Evansville	74 71	313	H	Southeast Mo. St.	73 62								
				194	A	Eastern Ky.	73 76	321	A	Morehead St.	80 48								
				194	H	Eastern Ky.	79 63	321	H	Morehead St.	66 55								
LAST 10 Division I GAMES:																			
136	A	Tennessee Tech	74 78	107	H	Samford	74 68												
321	A	Morehead St.	80 48	309	A	Eastern Ill.	70 61												
194	A	Eastern Ky.	73 76	208	H	Tennessee St.	70 63												
231	H	Arkansas St.	92 71	67	H	Murray St.	68 69												
208	A	Tennessee St.	58 80	313	H	Southeast Mo. St.	73 62												

Non-Div I Games:

Austin Peay

Loss,
Non-Conf, S Site,
H Home
A Away
N Neutral

Average RPI Win: 225		WON-LOST	WINNING	LAST 10	STRENGTH OF	OPP. STRENGTH	TEAM	CONF.
Average RPI Loss: 130		RECORD	PCT. RANK	GAMES	SCHEDULE	OF SCHEDULE	RPI	RPI
DIV. I ONLY	8- 18	275	3- 7	180	186	254	16	
DIV. I NON-CONF.	2- 5	256	0- 1	132	126	224	17	
TOTALS	RPI 1-50	RPI 51-100	W-L RECORDS	RPI 101-200	RPI 201+			
8- 18	0- 1	0- 6	OVERALL	4- 9	4- 2			
4- 8	0- 1	0- 3	HOME	2- 2	2- 2			
4- 10	0- 0	0- 3	AWAY	2- 7	2- 0			
0- 0	0- 0	0- 0	NEUTRAL	0- 0	0- 0			
2- 5	0- 1	0- 1	NON-CONFERENCE	2- 2	0- 1			
0- 3	0- 1	0- 1	HOME	0- 0	0- 1			
2- 2	0- 0	0- 0	AWAY	2- 2	0- 0			
0- 0	0- 0	0- 0	NEUTRAL	0- 0	0- 0			
6- 13	0- 0	0- 5	CONFERENCE	2- 7	4- 1			
4- 5	0- 0	0- 2	HOME	2- 2	2- 1			
2- 8	0- 0	0- 3	AWAY	0- 5	2- 0			
0- 0	0- 0	0- 0	NEUTRAL	0- 0	0- 0			
RPI S Opponent	RPI 1-50 Score	RPI S Opponent	Score	RPI S Opponent	Score	RPI S Opponent	Team's RPI: 254 Score	
34 Indiana	56	53 Kent St.	71	125 Drexel	51	208 Tennessee St.	69	
		66 Akron	62	126 Northern Ill.	67	256 Bowling Green	62 61	
		78 Butler	53	126 Northern Ill.	73	305 Eastern Mich.	89 77	
		85 Miami (Ohio)	63	131 Buffalo	64	305 Eastern Mich.	43	
		85 Miami (Ohio)	55	131 Buffalo	72	315 Central Mich.	63 60	
		96 Ohio	60	131 Buffalo	67 60	315 Central Mich.	68 41	
				145 Toledo	54			
				145 Toledo	69 56			
				158 IUPUI	53 50			
				161 Indiana St.	56			
				178 Wright St.	71 50			
				195 Western Mich.	59			
				195 Western Mich.	56			
LAST 10 Division I GAMES:								
131 Buffalo	72	208 Tennessee St.	69					
305 Eastern Mich.	89 77	315 Central Mich.	63 60					
126 Northern Ill.	73	85 Miami (Ohio)	63					
145 Toledo	54	131 Buffalo	67 60					
195 Western Mich.	56	305 Eastern Mich.	43					

Non-Div I Games: Anderson (Ind.) 75 47 Oakland City 78 72

Ball St.

Loss, Non-Conf, S Site, Home Away N Neutral

B
a
l
l
S
t
.

B
a
l
l
S
t
.

Average RPI Win: 125		WON-LOST	WINNING	LAST 10	STRENGTH OF	OPP. STRENGTH	TEAM	CONF.
Average RPI Loss: 58		RECORD	PCT. RANK	GAMES	SCHEDULE	OF SCHEDULE	RPI	RPI
DIV. I ONLY	4- 13	303	3- 7	12	14	174	5	
DIV. I NON-CONF.	0- 0	323	0- 0	334	334	334	9	
TOTALS	RPI 1-50	RPI 51-100	W-L RECORDS	RPI 101-200	RPI 201+			
4- 13	0- 7	1- 4	OVERALL	3- 2	0- 0			
4- 4	0- 3	1- 1	HOME	3- 0	0- 0			
0- 8	0- 4	0- 2	AWAY	0- 2	0- 0			
0- 1	0- 0	0- 1	NEUTRAL	0- 0	0- 0			
0- 0	0- 0	0- 0	NON-CONFERENCE	0- 0	0- 0			
0- 0	0- 0	0- 0	HOME	0- 0	0- 0			
0- 0	0- 0	0- 0	AWAY	0- 0	0- 0			
0- 0	0- 0	0- 0	NEUTRAL	0- 0	0- 0			
4- 13	0- 7	1- 4	CONFERENCE	3- 2	0- 0			
4- 4	0- 3	1- 1	HOME	3- 0	0- 0			
0- 8	0- 4	0- 2	AWAY	0- 2	0- 0			
0- 1	0- 0	0- 1	NEUTRAL	0- 0	0- 0			
RPI S Opponent	RPI 1-50 Score	RPI S Opponent	Score	RPI S Opponent	Score	RPI S Opponent	Score	RPI 201+
10 A Texas	63 90	68 A Col orado	48 81	101 A Nebraska	45 60			
10 H Texas	47 66	68 N Col orado	61 65	113 H Kansas St.	72 70			
20 A Okl ahoma	52 80	95 A Okl ahoma St.	76 79	142 A Texas Tech	61 79			
20 H Okl ahoma	52 82	95 H Okl ahoma St.	48 66	142 H Texas Tech	77 66			
32 A Kansas	61 76	97 H Iowa St.	91 73	147 H Mi ssouri	90 64			
44 A Texas A&M	70 72							
44 H Texas A&M	60 64							
LAST 10 Div sion I GAMES:								
68 N Col orado	61 65	44 H Texas A&M	60 64					
95 A Okl ahoma St.	76 79	10 A Texas	63 90					
142 H Texas Tech	77 66	20 A Okl ahoma	52 80					
97 H Iowa St.	91 73	147 H Mi ssouri	90 64					
32 A Kansas	61 76	101 A Nebraska	45 60					

Non-Di v I Games:

Bayl or

Loss, Non-Conf, S Site, H Home A Away N Neutral

Average RPI Win: 258
Average RPI Loss: 124

WON-LOST
RECORD

WINNING
PCT. RANK

LAST 10
GAMES

STRENGTH OF
SCHEDULE

OPP. STRENGTH
OF SCHEDULE

TEAM
RPI

CONF.
RPI

DIV. I ONLY
DIV. I NON-CONF.

20- 11
5- 7

69
198

8- 2
2- 1

200
166

302
167

115
177

27
30

TOTALS

RPI 1-50

RPI 51-100

W-L RECORDS

RPI 101-200

RPI 201+

20- 11

0- 3

0- 0

OVERALL

4- 6

16- 2

10- 2

0- 0

0- 0

HOME

2- 2

8- 0

7- 8

0- 2

0- 0

AWAY

1- 4

6- 2

3- 1

0- 1

0- 0

NEUTRAL

1- 0

2- 0

5- 7

0- 3

0- 0

NON-CONFERENCE

2- 3

3- 1

3- 1

0- 0

0- 0

HOME

1- 1

2- 0

2- 5

0- 2

0- 0

AWAY

1- 2

1- 1

0- 1

0- 1

0- 0

NEUTRAL

0- 0

0- 0

15- 4

0- 0

0- 0

CONFERENCE

2- 3

13- 1

7- 1

0- 0

0- 0

HOME

1- 1

6- 0

5- 3

0- 0

0- 0

AWAY

0- 2

5- 1

3- 0

0- 0

0- 0

NEUTRAL

1- 0

2- 0

RPI 1-50

RPI 51-100

RPI 101-200

Team's RPI: 115

RPI 201+

RPI	S	Opponent	Score
6	N	UCLA	44 78
9	A	Ohio St.	75 85
20	A	Oklahoma	59 81

RPI	S	Opponent	Score
-----	---	----------	-------

RPI	S	Opponent	Score
113	A	Kansas St.	62 66
117	H	Middle Tenn.	75 87
140	A	Lipscomb	85 97
140	H	Lipscomb	81 65
140	N	Lipscomb	74 69
159	A	Gardner-Webb	66 74
159	H	Gardner-Webb	67 69
168	A	Chattanooga	93 79
178	A	Wright St.	79 87
178	H	Wright St.	86 80

RPI	S	Opponent	Score
211	A	Fla. Atlantic	59 66
211	H	Fla. Atlantic	92 82
226	A	East Tenn. St.	88 85
226	H	East Tenn. St.	99 78
250	A	Kennesaw St.	87 91
250	H	Kennesaw St.	83 64
267	A	Stetson	75 68
267	H	Stetson	87 79
267	N	Stetson	72 59
293	A	Campbell	103 99
293	H	Campbell	102 91
293	N	Campbell	90 76
306	A	Mercer	78 72
306	H	Mercer	96 60
331	A	Jacksonville	91 78
331	H	Jacksonville	83 65
332	A	North Fla.	78 72
332	H	North Fla.	90 54

LAST 10 Division I GAMES:

6	N	UCLA	44 78
140	N	Lipscomb	74 69
267	N	Stetson	72 59
293	N	Campbell	90 76
226	H	East Tenn. St.	99 78

250	H	Kennesaw St.	83 64
293	A	Campbell	103 99
159	A	Gardner-Webb	66 74
332	H	North Fla.	90 54
331	H	Jacksonville	83 65

Non-Div I Games:

Belmont

■ Loss, ■ Non-Conf, ■ S Site, ■ H Home ■ A Away N Neutral

Average RPI Win:	279	WON-LOST	WINNING	LAST 10	STRENGTH OF	OPP. STRENGTH	TEAM	CONF.
Average RPI Loss:	188	RECORD	PCT. RANK	GAMES	SCHEDULE	OF SCHEDULE	RPI	RPI

DIV. I ONLY	15- 15	157	6- 4	332	292	273	30
DIV. I NON-CONF.	4- 7	217	0- 0	319	72	288	29

TOTALS	RPI 1-50	RPI 51-100	W-L RECORDS	RPI 101-200	RPI 201+
15- 15	0- 2	0- 1	OVERALL	1- 5	14- 7
8- 3	0- 0	0- 0	HOME	1- 1	7- 2
5- 11	0- 2	0- 1	AWAY	0- 4	5- 4
2- 1	0- 0	0- 0	NEUTRAL	0- 0	2- 1
4- 7	0- 2	0- 1	NON-CONFERENCE	0- 4	4- 0
1- 1	0- 0	0- 0	HOME	0- 1	1- 0
2- 6	0- 2	0- 1	AWAY	0- 3	2- 0
1- 0	0- 0	0- 0	NEUTRAL	0- 0	1- 0
11- 8	0- 0	0- 0	CONFERENCE	1- 1	10- 7
7- 2	0- 0	0- 0	HOME	1- 0	6- 2
3- 5	0- 0	0- 0	AWAY	0- 1	3- 4
1- 1	0- 0	0- 0	NEUTRAL	0- 0	1- 1

RPI S	Opponent	Score
5	A Florida	58 88
18	A Syracuse	37 68

RPI S	Opponent	Score
79	A Clemson	55 84

RPI S	Opponent	Score
113	A Kansas St.	61 74
114	A Delaware St.	58 68
114	H Delaware St.	72 71
162	A Georgia Tech	46 73
190	A UCF	48 61
198	H Portland St.	62 79

RPI S	Opponent	Score
215	A Coppin St.	63 62
215	H Coppin St.	65 75
218	H South Carolina St.	76 75
218	N South Carolina St.	81 71
237	A South Fla.	75 68
251	A Florida A&M	54 67
251	H Florida A&M	84 71
253	A Norfolk St.	66 80
284	H Hampton	62 78
284	N Hampton	55 57
319	A Md. -East. Shore	69 66
319	H Md. -East. Shore	86 82
323	N St. Francis (Pa.)	63 52
324	A N. C. A&T	67 69
324	H N. C. A&T	69 55
325	A Howard	72 57
325	H Howard	67 64
329	A Morgan St.	78 81
329	H Morgan St.	58 41
333	A Savannah St.	74 62
333	H Savannah St.	81 58

LAST 10 Division I GAMES:

284	N Hampton	55 57	325	A Howard	72 57
251	A Florida A&M	54 67	218	H South Carolina St.	76 75
253	A Norfolk St.	66 80	324	H N. C. A&T	69 55
114	H Delaware St.	72 71	329	A Morgan St.	78 81
319	A Md. -East. Shore	69 66	215	A Coppin St.	63 62

Non-Div I Games:

Bethune-Cookman

Loss,
Non-Conf, S Site,
H Home
A Away
N Neutral

Average RPI Win: 261			WON-LOST RECORD		WINNING PCT. RANK		LAST 10 GAMES		STRENGTH OF SCHEDULE		OPP. STRENGTH OF SCHEDULE		TEAM RPI		CONF. RPI				
DIV. I ONLY			16- 13		126		7- 3		256		288		188		28				
DIV. I NON-CONF.			3- 8		261		0- 0		165		271		260		24				
TOTALS			RPI 1-50		RPI 51-100		W-L RECORDS		RPI 101-200				RPI 201+						
16- 13			0- 2		0- 1		OVERALL		0- 4				16- 5						
8- 6			0- 0		0- 0		HOME		0- 2				8- 3						
7- 7			0- 2		0- 1		AWAY		0- 2				7- 2						
1- 0			0- 0		0- 0		NEUTRAL		0- 0				1- 0						
3- 8			0- 2		0- 1		NON-CONFERENCE		0- 2				3- 2						
1- 3			0- 0		0- 0		HOME		0- 1				1- 1						
1- 5			0- 2		0- 1		AWAY		0- 1				1- 1						
1- 0			0- 0		0- 0		NEUTRAL		0- 0				1- 0						
13- 5			0- 0		0- 0		CONFERENCE		0- 2				13- 3						
7- 3			0- 0		0- 0		HOME		0- 1				7- 2						
6- 2			0- 0		0- 0		AWAY		0- 1				6- 1						
0- 0			0- 0		0- 0		NEUTRAL		0- 0				0- 0						
RPI 1-50					RPI 51-100				RPI 101-200		Team's RPI: 188		RPI 201+						
RPI S	Opponent		Score		RPI S	Opponent		Score		RPI S	Opponent		Score		RPI S	Opponent		Score	
20	A	Oklahoma	60	88	54	A	Utah St.	47	81	116	A	Albany (N. Y.)	65	70	201	H	Niagara	56	71
30	A	Hofstra	55	69						116	H	Albany (N. Y.)	51	52	209	A	Boston U.	48	47
										163	A	Central Conn. St.	68	72	209	H	Boston U.	74	51
										163	H	Central Conn. St.	66	69	212	A	Vermont	67	62
															212	H	Vermont	61	60
															212	H	Vermont	59	66
															213	N	Idaho St.	59	46
															230	A	Mt. St. Mary's	53	62
															248	A	New Hampshire	62	49
															248	H	New Hampshire	57	46
															268	A	Hartford	57	55
															268	H	Hartford	46	52
															270	A	St. Francis (N. Y.)	64	56
															275	H	Brown	61	71
															281	A	Maine	71	53
															281	H	Maine	84	56
															281	H	Maine	71	62
															297	A	UMBC	74	78
															297	H	UMBC	66	63
															310	A	Stony Brook	76	58
															310	H	Stony Brook	63	54
															332	H	North Fla.	71	64
LAST 10 Division I GAMES:																			
212	H	Vermont	59	66	209	H	Boston U.	74	51										
281	H	Maine	71	62	310	A	Stony Brook	76	58										
212	A	Vermont	67	62	248	H	New Hampshire	57	46										
297	H	UMBC	66	63	281	H	Maine	84	56										
268	H	Hartford	46	52	297	A	UMBC	74	78										

Non-Di v I Games:

Binghamton

Loss, Non-Conf, S Site, H Home A Away N Neutral

Binghamton

Binghamton

Average RPI Win: 249		WON-LOST	WINNING	LAST 10	STRENGTH OF	OPP. STRENGTH	TEAM	CONF.
Average RPI Loss: 144		RECORD	PCT. RANK	GAMES	SCHEDULE	OF SCHEDULE	RPI	RPI
DIV. I ONLY	17- 9	68	6- 4	315	240	157	19	
DIV. I NON-CONF.	5- 4	131	0- 0	324	237	240	25	
TOTALS	RPI 1-50	RPI 51-100	W-L RECORDS	RPI 101-200	RPI 201+			
17- 9	0- 1	0- 3	OVERALL	5- 3	12- 2			
9- 2	0- 0	0- 1	HOME	3- 0	6- 1			
6- 7	0- 1	0- 2	AWAY	2- 3	4- 1			
2- 0	0- 0	0- 0	NEUTRAL	0- 0	2- 0			
5- 4	0- 1	0- 1	NON-CONFERENCE	1- 1	4- 1			
2- 0	0- 0	0- 0	HOME	0- 0	2- 0			
1- 4	0- 1	0- 1	AWAY	1- 1	0- 1			
2- 0	0- 0	0- 0	NEUTRAL	0- 0	2- 0			
12- 5	0- 0	0- 2	CONFERENCE	4- 2	8- 1			
7- 2	0- 0	0- 1	HOME	3- 0	4- 1			
5- 3	0- 0	0- 1	AWAY	1- 2	4- 0			
0- 0	0- 0	0- 0	NEUTRAL	0- 0	0- 0			
RPI S Opponent Score	RPI 1-50	RPI S Opponent Score	RPI 51-100	RPI S Opponent Score	RPI 101-200 Team's RPI: 157	RPI S Opponent Score	RPI 201+	
50 A Alabama	57 61	72 A Miami (Fla.)	55 82	120 A Coastal Caro.	59 69	227 A Charleston So.	62 46	
		73 A Winthrop	43 84	120 H Coastal Caro.	77 64	227 H Charleston So.	73 61	
		73 H Winthrop	43 56	163 A Central Conn. St.	67 76	227 H Charleston So.	76 97	
				164 A High Point	74 58	242 A UNC Asheville	80 66	
				164 H High Point	73 69	242 H UNC Asheville	75 61	
				190 A UCF	58 50	272 H Alabama St.	69 55	
				193 A Radford	64 75	275 N Brown	63 62	
				193 H Radford	70 57	316 A Liberty	61 51	
						316 H Liberty	68 56	
						317 A VMI	74 59	
						317 H VMI	75 53	
						318 N Western Ill.	67 54	
						326 A Centenary (La.)	70 79	
						326 H Centenary (La.)	87 79	
LAST 10 Division I GAMES:								
227 H Charleston So.	76 97	164 H High Point	73 69					
73 H Winthrop	43 56	193 A Radford	64 75					
227 A Charleston So.	62 46	317 A VMI	74 59					
120 A Coastal Caro.	59 69	242 H UNC Asheville	75 61					
316 H Liberty	68 56	193 H Radford	70 57					

Non-Div I Games: Millsaps

86 58

Tenn. Wesleyan 96 56

Birmingham-Soc.

Birmingham-Soc.

Birmingham-Soc.

Average RPI Win: 211
Average RPI Loss: 103

WON-LOST
RECORD

WINNING
PCT. RANK

LAST 10
GAMES

STRENGTH OF
SCHEDULE

OPP. STRENGTH
OF SCHEDULE

TEAM
RPI

CONF.
RPI

DIV. I ONLY
DIV. I NON-CONF.

13- 15
7- 4

184
91

4- 6
1- 0

175
223

118
251

180
136

10
7

TOTALS

RPI 1-50

RPI 51-100

W-L RECORDS

RPI 101-200

RPI 201+

13- 15

0- 2

2- 7

OVERALL

4- 4

7- 2

9- 5

0- 1

2- 2

HOME

3- 1

4- 1

3- 9

0- 1

0- 4

AWAY

0- 3

3- 1

1- 1

0- 0

0- 1

NEUTRAL

1- 0

0- 0

7- 4

0- 0

1- 1

NON-CONFERENCE

3- 1

3- 2

5- 1

0- 0

1- 0

HOME

2- 0

2- 1

1- 3

0- 0

0- 1

AWAY

0- 1

1- 1

1- 0

0- 0

0- 0

NEUTRAL

1- 0

0- 0

6- 11

0- 2

1- 6

CONFERENCE

1- 3

4- 0

4- 4

0- 1

1- 2

HOME

1- 1

2- 0

2- 6

0- 1

0- 3

AWAY

0- 2

2- 0

0- 1

0- 0

0- 1

NEUTRAL

0- 0

0- 0

RPI 1-50

RPI S Opponent

Score

RPI 51-100

RPI S Opponent

Score

RPI 101-200

RPI S Opponent
















Team's RPI: 180
Score












RPI 201+












RPI S Opponent

Score
















27  Nevada 67 
27  Nevada 79 

54  Utah St. 69 
54  Utah St. 62 
57  Montana 90 69
71  Brigham Young 77 
74  Louisiana Tech 71 
74  Louisiana Tech 72 
74 N Louisiana Tech 64 
98  New Mexico St. 68 
98  New Mexico St. 73 63

105  Hawai i 61 
105  Hawai i 64 
129  Fresno St. 79 
129  Fresno St. 66 63
144  Eastern Wash. 76 72
156  Sacramento St. 70 61
177  Arizona St. 49 
185 N San Francisco 69 58





213  Idaho St. 79 
266  Weber St. 74 66
266  Weber St. 61 
271  San Jose St. 77 75
271  San Jose St. 68 65
280  Utah Valley St. 79 62
283  Cal St. Northridge 82 71
302  Idaho 82 68
302  Idaho 85 80

LAST 10 Division I GAMES:

74 N Louisiana Tech 64 
302  Idaho 85 80
129  Fresno St. 79 
54  Utah St. 62 
283  Cal St. Northridge 82 71
98  New Mexico St. 68 
105  Hawai i 64 
74  Louisiana Tech 71 
129  Fresno St. 66 63
271  San Jose St. 77 75

Non-Div I Games: Montana St.-Nort82 46

Boi se St.

 Loss,  Non-Conf, S Site,  Home  Away N Neutral

Average RPI Win: 137 WON-LOST RECORD WINNING PCT. RANK LAST 10 GAMES STRENGTH OF SCHEDULE OPP. STRENGTH OF SCHEDULE TEAM RPI CONF. RPI

DIV. I ONLY	27- 8	16	7- 3	63	43	17	4
DIV. I NON-CONF.	14- 2	10	2- 1	192	123	41	4

TOTALS	RPI 1-50	RPI 51-100	W-L RECORDS	RPI 101-200	RPI 201+
27- 8	2- 4	11- 3	OVERALL	8- 1	6- 0
13- 2	0- 1	4- 1	HOME	4- 0	5- 0
8- 3	1- 0	3- 2	AWAY	3- 1	1- 0
6- 3	1- 3	4- 0	NEUTRAL	1- 0	0- 0
14- 2	0- 2	3- 0	NON-CONFERENCE	5- 0	6- 0
7- 0	0- 0	0- 0	HOME	2- 0	5- 0
3- 0	0- 0	0- 0	AWAY	2- 0	1- 0
4- 2	0- 2	3- 0	NEUTRAL	1- 0	0- 0
13- 6	2- 2	8- 3	CONFERENCE	3- 1	0- 0
6- 2	0- 1	4- 1	HOME	2- 0	0- 0
5- 3	1- 0	3- 2	AWAY	1- 1	0- 0
2- 1	1- 1	1- 0	NEUTRAL	0- 0	0- 0

RPI S Opponent Score	RPI S Opponent Score	RPI S Opponent Score	RPI S Opponent Score
1 H Duke 81 83	51 A North Carolina St. 74 72	110 A Holy Cross 63 53	210 H Harvard 89 55
1 N Duke 76 78	51 H North Carolina St. 60 78	128 H Massachusetts 91 62	261 H Sacred Heart 77 66
2 N Villanova 59 60	57 N Montana 69 56	131 H Buffalo 92 63	307 H Texas Southern 80 53
14 A North Carolina 81 74	60 A Maryland 71 73	148 A Virginia Tech 74 73	308 A Duquesne 81 69
14 N North Carolina 85 82	60 N Maryland 80 66	148 H Virginia Tech 59 57	310 H Stony Brook 59 47
23 N Michigan St. 70 77	70 H Florida St. 90 87	152 A Rhode Island 78 56	311 H Dartmouth 80 61
	72 A Miami (Fla.) 65 61	162 A Georgia Tech 58 60	
	72 H Miami (Fla.) 65 54	162 H Georgia Tech 66 64	
	79 H Clemson 67 61	176 N Drake 87 84	
	86 A Virginia 58 72		
	87 N Pacific 88 76		
	89 A Wake Forest 72 66		
	89 H Wake Forest 80 65		
	95 N Oklahoma St. 76 68		
	LAST 10 Division I GAMES:		
	2 N Villanova 59 60	60 N Maryland 80 66	
	57 N Montana 69 56	148 H Virginia Tech 59 57	
	87 N Pacific 88 76	89 H Wake Forest 80 65	
	1 N Duke 76 78	51 A North Carolina St. 74 72	
	14 N North Carolina 85 82	86 A Virginia 58 72	

Non-Div I Games: Shawnee St. 70 51

Boston College

Average RPI Win: 265
Average RPI Loss: 150

WON-LOST
RECORD

WINNING
PCT. RANK

LAST 10
GAMES

STRENGTH OF
SCHEDULE

OPP. STRENGTH
OF SCHEDULE

TEAM
RPI

CONF.
RPI

DIV. I ONLY	12- 16	215	5- 5	207	230	209	28
DIV. I NON-CONF.	3- 8	261	0- 0	77	87	184	24

TOTALS	RPI 1-50	RPI 51-100	W-L RECORDS	RPI 101-200	RPI 201+
12- 16	0- 4	0- 0	OVERALL	0- 7	12- 5
6- 5	0- 1	0- 0	HOME	0- 3	6- 1
5- 9	0- 2	0- 0	AWAY	0- 4	5- 3
1- 2	0- 1	0- 0	NEUTRAL	0- 0	1- 1
3- 8	0- 4	0- 0	NON-CONFERENCE	0- 3	3- 1
1- 2	0- 1	0- 0	HOME	0- 1	1- 0
1- 5	0- 2	0- 0	AWAY	0- 2	1- 1
1- 1	0- 1	0- 0	NEUTRAL	0- 0	1- 0
9- 8	0- 0	0- 0	CONFERENCE	0- 4	9- 4
5- 3	0- 0	0- 0	HOME	0- 2	5- 1
4- 4	0- 0	0- 0	AWAY	0- 2	4- 2
0- 1	0- 0	0- 0	NEUTRAL	0- 0	0- 1

RPI S Opponent Score

1	A	Duke	47	64
33	A	George Washington	62	75
38	N	Bucknell	57	63
42	H	Michigan	46	51

RPI S Opponent Score

RPI S Opponent Score

110	A	Holy Cross	55	57
116	A	Albany (N.Y.)	60	71
116	H	Albany (N.Y.)	47	53
128	A	Massachusetts	45	64
152	H	Rhode Island	38	48
188	A	Binghamton	51	74
188	H	Binghamton	47	48

RPI S Opponent Score Team's RPI: 209

210	H	Harvard	72	63
212	A	Vermont	69	64
212	H	Vermont	43	41
212	N	Vermont	61	64
243	A	Rider	64	71
248	A	New Hampshire	54	63
248	H	New Hampshire	67	46
252	A	Canisius	69	56
268	A	Hartford	84	71
268	H	Hartford	54	40
281	A	Maine	58	55
281	H	Maine	51	53
297	A	UMBC	64	65
297	H	UMBC	59	47
310	A	Stony Brook	73	65
310	H	Stony Brook	73	68
312	N	UC Riverside	80	69

LAST 10 Division I GAMES:

212	N	Vermont	61	64	297	H	UMBC	59	47
268	A	Hartford	84	71	116	A	Albany (N.Y.)	60	71
212	A	Vermont	69	64	248	A	New Hampshire	54	63
310	H	Stony Brook	73	68	281	H	Maine	51	53
188	A	Binghamton	51	74	268	H	Hartford	54	40

Boston U.

Boston U.

Non-Div I Games:

Boston U.

Loss, Non-Conf, S Site, H Home A Away N Neutral

Average RPI Win: 216
Average RPI Loss: 139

WON-LOST
RECORD

WINNING
PCT. RANK

LAST 10
GAMES

STRENGTH OF
SCHEDULE

OPP. STRENGTH
OF SCHEDULE

TEAM
RPI

CONF.
RPI

DIV. I ONLY

7- 21

296

1- 9

128

204

256

16

DIV. I NON-CONF.

2- 7

278

0- 1

217

247

285

17

TOTALS

RPI 1-50

RPI 51-100

W-L RECORDS

RPI 101-200

RPI 201+

7- 21

0- 1

1- 8

OVERALL

2- 8

4- 4

3- 8

0- 0

0- 4

HOME

1- 3

2- 1

4- 10

0- 1

1- 3

AWAY

1- 4

2- 2

0- 3

0- 0

0- 1

NEUTRAL

0- 1

0- 1

2- 7

0- 1

0- 1

NON-CONFERENCE

1- 2

1- 3

0- 2

0- 0

0- 0

HOME

0- 1

0- 1

2- 2

0- 1

0- 0

AWAY

1- 0

1- 1

0- 3

0- 0

0- 1

NEUTRAL

0- 1

0- 1

5- 14

0- 0

1- 7

CONFERENCE

1- 6

3- 1

3- 6

0- 0

0- 4

HOME

1- 2

2- 0

2- 8

0- 0

1- 3

AWAY

0- 4

1- 1

0- 0

0- 0

0- 0

NEUTRAL

0- 0

0- 0

RPI 1-50

RPI S Opponent Score
25 A Bradley 64 93

RPI 51-100

RPI S Opponent Score
53 A Kent St. 79 74
53 H Kent St. 66 82
66 A Akron 62 77
66 H Akron 72 77
70 N Florida St. 60 71
85 A Mi ami (Ohi o) 60 77
85 H Mi ami (Ohi o) 59 73
96 A Ohi o 48 85
96 H Ohi o 90 93

RPI 101-200

RPI S Opponent Score
126 H Northern Ill. 74 75
131 A Buffal o 67 81
131 H Buffal o 73 76
145 A Tol edo 64 72
145 A Tol edo 52 77
145 H Tol edo 59 52
148 A Vi rgi ni a Tech 72 71
178 H Wri ght St. 51 70
193 N Radford 63 81
195 A Western Mi ch. 62 84

RPI 201+

Team's RPI: 256

RPI S Opponent Score
222 A Ark. -Li ttle Rock 60 68
244 A Troy 60 52
254 A Ball St. 61 62
264 N Western Caro. 50 56
285 H Oakl and 66 76
305 A Eastern Mi ch. 79 72
305 H Eastern Mi ch. 73 71
315 H Central Mi ch. 66 44

LAST 10 Division I GAMES:

145 A Tol edo 52 77
96 A Ohi o 48 85
85 H Mi ami (Ohi o) 59 73
131 A Buffal o 67 81
53 H Kent St. 66 82
178 H Wri ght St. 51 70
66 A Akron 62 77
145 A Tol edo 64 72
305 H Eastern Mi ch. 73 71
96 H Ohi o 90 93

B
o
w
l
i
n
g
g
r
e
e
n

B
o
w
l
i
n
g
g
r
e
e
n

Non-Div I Games: Notre Dame (Ohi o) 81 50

Urbana

85 50

Bowl ing Green

Loss, Non-Conf, S Site, H Home A Away N Neutral

Average RPI Win: 118
Average RPI Loss: 67

WON-LOST
RECORD

WINNING
PCT. RANK

LAST 10
GAMES

STRENGTH OF
SCHEDULE

OPP. STRENGTH
OF SCHEDULE

TEAM
RPI

CONF.
RPI

DIV. I ONLY
DIV. I NON-CONF.

22- 11
9- 3

52
51

8- 2
3- 1

33
37

50
48

25
24

6
5

TOTALS

RPI 1-50

RPI 51-100

W-L RECORDS

RPI 101-200

RPI 201+

22- 11

9- 7

2- 1

OVERALL

6- 3

5- 0

13- 1

4- 1

1- 0

HOME

5- 0

3- 0

5- 8

1- 4

1- 1

AWAY

1- 3

2- 0

4- 2

4- 2

0- 0

NEUTRAL

0- 0

0- 0

9- 3

2- 1

2- 1

NON-CONFERENCE

2- 1

3- 0

5- 0

0- 0

1- 0

HOME

2- 0

2- 0

2- 2

0- 0

1- 1

AWAY

0- 1

1- 0

2- 1

2- 1

0- 0

NEUTRAL

0- 0

0- 0

13- 8

7- 6

0- 0

CONFERENCE

4- 2

2- 0

8- 1

4- 1

0- 0

HOME

3- 0

1- 0

3- 6

1- 4

0- 0

AWAY

1- 2

1- 0

2- 1

2- 1

0- 0

NEUTRAL

0- 0

0- 0

RPI 1-50

Team's RPI: 25

RPI 51-100

RPI 101-200

RPI 201+

RPI	S	Opponent	Score
3	N	Memphis	64 80
13	N	Pittsburgh	72 66
19	A	Wichita St.	67 69
19	H	Wichita St.	76 86
19	N	Wichita St.	60 52
22	A	Missouri St.	62 70
22	H	Missouri St.	86 76
32	N	Kansas	77 73
35	A	UNI	71 49
35	H	UNI	68 60
37	A	Southern Ill.	55 67
37	H	Southern Ill.	72 60
37	N	Southern Ill.	46 59
46	A	Creighton	76 80
46	H	Creighton	86 69
46	N	Creighton	54 47

RPI	S	Opponent	Score
58	H	Western Ky.	78 76
78	A	Butler	60 70
91	A	DePaul	75 60

RPI	S	Opponent	Score
114	H	Delaware St.	68 46
136	H	Tennessee Tech	77 62
137	A	Loyola (Ill.)	72 86
161	A	Indiana St.	63 75
161	H	Indiana St.	85 63
176	A	Drake	73 75
176	H	Drake	86 66
192	A	Evansville	79 76
192	H	Evansville	90 62

RPI	S	Opponent	Score
225	H	Chicago St.	68 58
235	A	Illinois St.	71 59
235	H	Illinois St.	73 44
246	A	Southern Miss.	56 43
256	H	Bowling Green	93 64

LAST 10 Division I GAMES:

3	N	Memphis	64 80
13	N	Pittsburgh	72 66
32	N	Kansas	77 73
37	N	Southern Ill.	46 59
19	N	Wichita St.	60 52

46	N	Creighton	54 47
176	H	Drake	86 66
35	A	UNI	71 49
136	H	Tennessee Tech	77 62
37	H	Southern Ill.	72 60

Non-Div I Games:

Bradley

Loss, Non-Conf, S Site, H Home A Away N Neutral

Average RPI Win: 174
Average RPI Loss: 101

WON-LOST
RECORD

WINNING
PCT. RANK

LAST 10
GAMES

STRENGTH OF
SCHEDULE

OPP. STRENGTH
OF SCHEDULE

TEAM
RPI

CONF.
RPI

DIV. I ONLY

19- 9

49

7- 3

135

109

71

9

DIV. I NON-CONF.

7- 4

91

0- 1

208

150

119

11

TOTALS

RPI 1-50

RPI 51-100

W-L RECORDS

RPI 101-200

RPI 201+

19- 9

0- 1

3- 4

OVERALL

11- 4

5- 0

13- 1

0- 0

3- 0

HOME

6- 1

4- 0

4- 7

0- 1

0- 4

AWAY

3- 2

1- 0

2- 1

0- 0

0- 0

NEUTRAL

2- 1

0- 0

7- 4

0- 1

0- 1

NON-CONFERENCE

4- 2

3- 0

5- 1

0- 0

0- 0

HOME

2- 1

3- 0

0- 3

0- 1

0- 1

AWAY

0- 1

0- 0

2- 0

0- 0

0- 0

NEUTRAL

2- 0

0- 0

12- 5

0- 0

3- 3

CONFERENCE

7- 2

2- 0

8- 0

0- 0

3- 0

HOME

4- 0

1- 0

4- 4

0- 0

0- 3

AWAY

3- 1

1- 0

0- 1

0- 0

0- 0

NEUTRAL

0- 1

0- 0

RPI 1-50

RPI S Opponent Score
49 A Houston 67 77

RPI 51-100

Team's RPI: 71

RPI S Opponent Score
54 A Utah St. 80 91
55 A Air Force 59 75
55 H Air Force 65 59
61 A San Diego St. 61 88
61 H San Diego St. 100 90
93 A UNLV 72 82
93 H UNLV 75 72

RPI 101-200

RPI S Opponent Score
119 A Southern 68 74
124 A California 77 71
124 H New Mexico 76 68
144 H Eastern Wash. 97 66
150 H Loyola Marymount 71 83
153 A Colorado St. 86 84
153 H Colorado St. 77 69
165 A Utah 60 79
165 H Utah 72 60
165 N Utah 70 74
167 N Washington St. 76 68
173 A Wyoming 74 68
173 H Wyoming 80 67
180 H Boise St. 80 77
191 N Lamar 97 74

RPI 201+

RPI S Opponent Score
206 H Tulsa 68 49
266 H Weber St. 80 54
288 A TCU 81 72
288 H TCU 89 80
304 H Southern Utah 86 61

LAST 10 Division I GAMES:

49 A Houston 67 77
165 N Utah 70 74
124 H New Mexico 76 68
153 H Colorado St. 77 69
288 A TCU 81 72
61 H San Diego St. 100 90
173 A Wyoming 74 68
93 H UNLV 75 72
165 A Utah 60 79
55 H Air Force 65 59

Brigham Young

Brigham Young

Non-Div I Games: Northern Ky. 65 46

Brigham Young

Loss, Non-Conf, S Site, H Home A Away N Neutral

Average RPI Win: 245
Average RPI Loss: 196

WON-LOST
RECORD

WINNING
PCT. RANK

LAST 10
GAMES

STRENGTH OF
SCHEDULE

OPP. STRENGTH
OF SCHEDULE

TEAM
RPI

CONF.
RPI

DIV. I ONLY	10- 17	252	4- 6	263	307	275	25
DIV. I NON-CONF.	4- 9	243	0- 0	262	322	284	23

TOTALS	RPI 1-50	RPI 51-100	W-L RECORDS	RPI 101-200	RPI 201+
10- 17	0- 0	0- 3	OVERALL	2- 5	8- 9
4- 8	0- 0	0- 1	HOME	1- 1	3- 6
6- 7	0- 0	0- 1	AWAY	1- 3	5- 3
0- 2	0- 0	0- 1	NEUTRAL	0- 1	0- 0
4- 9	0- 0	0- 1	NON-CONFERENCE	1- 4	3- 4
0- 5	0- 0	0- 0	HOME	0- 1	0- 4
4- 2	0- 0	0- 0	AWAY	1- 2	3- 0
0- 2	0- 0	0- 1	NEUTRAL	0- 1	0- 0
6- 8	0- 0	0- 2	CONFERENCE	1- 1	5- 5
4- 3	0- 0	0- 1	HOME	1- 0	3- 2
2- 5	0- 0	0- 1	AWAY	0- 1	2- 3
0- 0	0- 0	0- 0	NEUTRAL	0- 0	0- 0

RPI 1-50				RPI 51-100				RPI 101-200				RPI 201+				Team's RPI : 275	
RPI	S	Opponent	Score	RPI	S	Opponent	Score	RPI	S	Opponent	Score	RPI	S	Opponent	Score		
88	N	Northeastern	53 67	110	A	Holy Cross	41 64	202	A	Princeton	37 52						
94	A	Penn	51 68	116	H	Albany (N. Y.)	47 62	202	H	Princeton	61 46						
94	H	Penn	68 74	152	A	Rhode Island	40 57	207	A	Cornell	69 64						
				157	N	Birmingham-Southern	62 63	207	H	Cornell	59 63						
				188	A	Binghamton	71 61	210	A	Harvard	79 66						
				197	A	Yale	61 75	210	H	Harvard	58 75						
				197	H	Yale	67 62	229	H	Wagner	59 72						
								252	H	Canisius	55 69						
								260	A	Quinnipiac	64 60						
								268	A	Hartford	70 60						
								289	A	Columbia	56 68						
								289	H	Columbia	86 75						
								299	H	Navy	64 73						
								311	A	Dartmouth	46 58						
								311	H	Dartmouth	73 70						
								319	H	Md. -East. Shore	57 59						
								322	A	Army	59 57						
LAST 10 Division I GAMES:																	
94	H	Penn	68 74	210	A	Harvard	79 66										
202	H	Princeton	61 46	289	H	Columbia	86 75										
207	A	Cornell	69 64	207	H	Cornell	59 63										
289	A	Columbia	56 68	202	A	Princeton	37 52										
311	A	Dartmouth	46 58	94	A	Penn	51 68										

Non-Di v I Games:

Brown

Loss, Non-Conf, S Site, H Home A Away N Neutral

Average RPI Win:		198	WON-LOST		WINNING	LAST 10	STRENGTH OF	OPP. STRENGTH	TEAM	CONF.
Average RPI Loss:		45	RECORD		PCT. RANK	GAMES	SCHEDULE	OF SCHEDULE	RPI	RPI
DIV. I ONLY		26- 5	8		8- 2		158	143	38	20
DIV. I NON-CONF.		9- 5	90		1- 2		30	8	39	19
TOTALS		RPI 1-50	RPI 51-100		W-L RECORDS		RPI 101-200		RPI 201+	
26- 5		3- 4	1- 0		OVERALL		6- 1		15- 0	
13- 1		1- 1	0- 0		HOME		4- 0		8- 0	
11- 3		1- 2	1- 0		AWAY		2- 1		6- 0	
2- 1		1- 1	0- 0		NEUTRAL		0- 0		1- 0	
9- 5		3- 4	1- 0		NON-CONFERENCE		1- 1		3- 0	
3- 1		1- 1	0- 0		HOME		1- 0		1- 0	
4- 3		1- 2	1- 0		AWAY		0- 1		1- 0	
2- 1		1- 1	0- 0		NEUTRAL		0- 0		1- 0	
17- 0		0- 0	0- 0		CONFERENCE		5- 0		12- 0	
10- 0		0- 0	0- 0		HOME		3- 0		7- 0	
7- 0		0- 0	0- 0		AWAY		2- 0		5- 0	
0- 0		0- 0	0- 0		NEUTRAL		0- 0		0- 0	
RPI S Opponent		RPI 1-50 Team's RPI: 38 Score	RPI S Opponent		RPI 51-100 Score		RPI S Opponent		RPI 101-200 Score	
RPI S Opponent		RPI 1-50 Team's RPI: 38 Score	RPI S Opponent		RPI 51-100 Score		RPI S Opponent		RPI 101-200 Score	
RPI S Opponent		RPI 1-50 Team's RPI: 38 Score	RPI S Opponent		RPI 51-100 Score		RPI S Opponent		RPI 101-200 Score	
RPI S Opponent		RPI 1-50 Team's RPI: 38 Score	RPI S Opponent		RPI 51-100 Score		RPI S Opponent		RPI 101-200 Score	
RPI S Opponent		RPI 1-50 Team's RPI: 38 Score	RPI S Opponent		RPI 51-100 Score		RPI S Opponent		RPI 101-200 Score	
RPI S Opponent		RPI 1-50 Team's RPI: 38 Score	RPI S Opponent		RPI 51-100 Score		RPI S Opponent		RPI 101-200 Score	
RPI S Opponent		RPI 1-50 Team's RPI: 38 Score	RPI S Opponent		RPI 51-100 Score		RPI S Opponent		RPI 101-200 Score	
RPI S Opponent		RPI 1-50 Team's RPI: 38 Score	RPI S Opponent		RPI 51-100 Score		RPI S Opponent		RPI 101-200 Score	
RPI S Opponent		RPI 1-50 Team's RPI: 38 Score	RPI S Opponent		RPI 51-100 Score		RPI S Opponent		RPI 101-200 Score	
RPI S Opponent		RPI 1-50 Team's RPI: 38 Score	RPI S Opponent		RPI 51-100 Score		RPI S Opponent		RPI 101-200 Score	
RPI S Opponent		RPI 1-50 Team's RPI: 38 Score	RPI S Opponent		RPI 51-100 Score		RPI S Opponent		RPI 101-200 Score	
RPI S Opponent		RPI 1-50 Team's RPI: 38 Score	RPI S Opponent		RPI 51-100 Score		RPI S Opponent		RPI 101-200 Score	
RPI S Opponent		RPI 1-50 Team's RPI: 38 Score	RPI S Opponent		RPI 51-100 Score		RPI S Opponent		RPI 101-200 Score	
RPI S Opponent		RPI 1-50 Team's RPI: 38 Score	RPI S Opponent		RPI 51-100 Score		RPI S Opponent		RPI 101-200 Score	
RPI S Opponent		RPI 1-50 Team's RPI: 38 Score	RPI S Opponent		RPI 51-100 Score		RPI S Opponent		RPI 101-200 Score	
RPI S Opponent		RPI 1-50 Team's RPI: 38 Score	RPI S Opponent		RPI 51-100 Score		RPI S Opponent		RPI 101-200 Score	
RPI S Opponent		RPI 1-50 Team's RPI: 38 Score	RPI S Opponent		RPI 51-100 Score		RPI S Opponent		RPI 101-200 Score	
RPI S Opponent		RPI 1-50 Team's RPI: 38 Score	RPI S Opponent		RPI 51-100 Score		RPI S Opponent		RPI 101-200 Score	
RPI S Opponent		RPI 1-50 Team's RPI: 38 Score	RPI S Opponent		RPI 51-100 Score		RPI S Opponent		RPI 101-200 Score	
RPI S Opponent		RPI 1-50 Team's RPI: 38 Score	RPI S Opponent		RPI 51-100 Score		RPI S Opponent		RPI 101-200 Score	
RPI S Opponent		RPI 1-50 Team's RPI: 38 Score	RPI S Opponent		RPI 51-100 Score		RPI S Opponent		RPI 101-200 Score	
RPI S Opponent		RPI 1-50 Team's RPI: 38 Score	RPI S Opponent		RPI 51-100 Score		RPI S Opponent		RPI 101-200 Score	
RPI S Opponent		RPI 1-50 Team's RPI: 38 Score	RPI S Opponent		RPI 51-100 Score		RPI S Opponent		RPI 101-200 Score	
RPI S Opponent		RPI 1-50 Team's RPI: 38 Score	RPI S Opponent		RPI 51-100 Score		RPI S Opponent		RPI 101-200 Score	
RPI S Opponent		RPI 1-50 Team's RPI: 38 Score	RPI S Opponent		RPI 51-100 Score		RPI S Opponent		RPI 101-200 Score	
RPI S Opponent		RPI 1-50 Team's RPI: 38 Score	RPI S Opponent		RPI 51-100 Score		RPI S Opponent		RPI 101-200 Score	
RPI S Opponent		RPI 1-50 Team's RPI: 38 Score	RPI S Opponent		RPI 51-100 Score		RPI S Opponent		RPI 101-200 Score	
RPI S Opponent		RPI 1-50 Team's RPI: 38 Score	RPI S Opponent		RPI 51-100 Score		RPI S Opponent		RPI 101-200 Score	
RPI S Opponent		RPI 1-50 Team's RPI: 38 Score	RPI S Opponent		RPI 51-100 Score		RPI S Opponent		RPI 101-200 Score	
RPI S Opponent		RPI 1-50 Team's RPI: 38 Score	RPI S Opponent		RPI 51-100 Score		RPI S Opponent		RPI 101-200 Score	
RPI S Opponent		RPI 1-50 Team's RPI: 38 Score	RPI S Opponent		RPI 51-100 Score		RPI S Opponent		RPI 101-200 Score	
RPI S Opponent		RPI 1-50 Team's RPI: 38 Score	RPI S Opponent		RPI 51-100 Score		RPI S Opponent		RPI 101-200 Score	
RPI S Opponent		RPI 1-50 Team's RPI: 38 Score	RPI S Opponent		RPI 51-100 Score		RPI S Opponent		RPI 101-200 Score	
RPI S Opponent		RPI 1-50 Team's RPI: 38 Score	RPI S Opponent		RPI 51-100 Score		RPI S Opponent		RPI 101-200 Score	
RPI S Opponent		RPI 1-50 Team's RPI: 38 Score	RPI S Opponent		RPI 51-100 Score		RPI S Opponent		RPI 101-200 Score	
RPI S Opponent		RPI 1-50 Team's RPI: 38 Score	RPI S Opponent		RPI 51-100 Score		RPI S Opponent		RPI 101-200 Score	
RPI S Opponent		RPI 1-50 Team's RPI: 38 Score	RPI S Opponent		RPI 51-100 Score		RPI S Opponent		RPI 101-200 Score	
RPI S Opponent		RPI 1-50 Team's RPI: 38 Score	RPI S Opponent		RPI 51-100 Score		RPI S Opponent		RPI 101-200 Score	
RPI S Opponent		RPI 1-50 Team's RPI: 38 Score	RPI S Opponent		RPI 51-100 Score		RPI S Opponent		RPI 101-200 Score	
RPI S Opponent		RPI 1-50 Team's RPI: 38 Score	RPI S Opponent		RPI 51-100 Score		RPI S Opponent		RPI 101-200 Score	
RPI S Opponent		RPI 1-50 Team's RPI: 38 Score	RPI S Opponent		RPI 51-100 Score		RPI S Opponent		RPI 101-200 Score	
RPI S Opponent		RPI 1-50 Team's RPI: 38 Score	RPI S Opponent		RPI 51-100 Score		RPI S Opponent		RPI 101-200 Score	
RPI S Opponent		RPI 1-50 Team's RPI: 38 Score	RPI S Opponent		RPI 51-100 Score		RPI S Opponent		RPI 101-200 Score	
RPI S Opponent		RPI 1-50 Team's RPI: 38 Score	RPI S Opponent		RPI 51-100 Score		RPI S Opponent		RPI 101-200 Score	

Non-Div I Games: Haverford 76 44

Bucknell

Average RPI Win: 204
Average RPI Loss: 109

WON-LOST
RECORD

WINNING
PCT. RANK

LAST 10
GAMES

STRENGTH OF
SCHEDULE

OPP. STRENGTH
OF SCHEDULE

TEAM
RPI

CONF.
RPI

DIV. I ONLY

18- 13

111

4- 6

186

163

131

16

DIV. I NON-CONF.

9- 2

23

0- 1

151

177

49

17

TOTALS

RPI 1-50

RPI 51-100

W-L RECORDS

RPI 101-200

RPI 201+

18- 13

0- 1

3- 8

OVERALL

5- 2

9- 2

11- 3

0- 0

3- 2

HOME

3- 0

5- 1

5- 9

0- 1

0- 5

AWAY

1- 2

3- 1

2- 1

0- 0

0- 1

NEUTRAL

1- 0

1- 0

9- 2

0- 1

1- 1

NON-CONFERENCE

4- 0

3- 0

4- 0

0- 0

1- 0

HOME

2- 0

1- 0

3- 2

0- 1

0- 1

AWAY

1- 0

1- 0

2- 0

0- 0

0- 0

NEUTRAL

1- 0

1- 0

9- 11

0- 0

2- 7

CONFERENCE

1- 2

6- 2

7- 3

0- 0

2- 2

HOME

1- 0

4- 1

2- 7

0- 0

0- 4

AWAY

0- 2

2- 1

0- 1

0- 0

0- 1

NEUTRAL

0- 0

0- 0

RPI 1-50

RPI S Opponent Score
17 A Boston College 63 92

RPI 51-100

RPI S Opponent Score
53 A Kent St. 52 70
53 H Kent St. 107 111
53 N Kent St. 67 76
63 A Iona 75 93
66 A Akron 61 75
66 H Akron 83 71
76 H Rutgers 62 53
85 A Miami (Ohio) 65 74
85 H Miami (Ohio) 74 81
96 A Ohio 72 85
96 H Ohio 70 51

RPI 101-200

Team's RPI: 131

RPI S Opponent Score
114 A Delaware St. 56 51
126 A Northern Ill. 82 84
129 H Fresno St. 85 69
145 A Toledo 70 73
171 N Detroit 66 60
172 H Elon 68 67
195 H Western Mich. 73 62

RPI 201+

RPI S Opponent Score
201 A Niagara 68 59
247 N Jackson St. 71 65
252 H Canisius 81 76
254 A Ball St. 60 67
254 H Ball St. 75 64
254 H Ball St. 80 72
256 A Bowling Green 76 73
256 H Bowling Green 81 67
305 H Eastern Mich. 78 62
315 A Central Mich. 73 59
315 H Central Mich. 61 71
316 A Liberty 66 53

LAST 10 Division I GAMES:

53 N Kent St. 67 76
254 H Ball St. 80 72
85 A Miami (Ohio) 65 74
66 H Akron 83 71
256 H Bowling Green 81 67
96 A Ohio 72 85
63 A Iona 75 93
53 H Kent St. 107 111
315 A Central Mich. 73 59
254 A Ball St. 60 67

Buffalo

Buffalo

Non-Div I Games: Buffalo St. 96 61

Buffalo

Loss, Non-Conf, S Site, H Home A Away N Neutral

Average RPI Win: 180
Average RPI Loss: 99

WON-LOST
RECORD

WINNING
PCT. RANK

LAST 10
GAMES

STRENGTH OF
SCHEDULE

OPP. STRENGTH
OF SCHEDULE

TEAM
RPI

CONF.
RPI

DIV. I ONLY
DIV. I NON-CONF.

20- 13
8- 7

95
148

5- 5
1- 2

101
58

128
71

78
95

15
15

TOTALS

RPI 1-50

RPI 51-100

W-L RECORDS

RPI 101-200

RPI 201+

20- 13

2- 6

1- 2

OVERALL

10- 4

7- 1

12- 1

2- 0

1- 0

HOME

6- 1

3- 0

5- 10

0- 4

0- 2

AWAY

2- 3

3- 1

3- 2

0- 2

0- 0

NEUTRAL

2- 0

1- 0

8- 7

1- 4

1- 2

NON-CONFERENCE

2- 1

4- 0

4- 1

1- 0

1- 0

HOME

1- 1

1- 0

2- 4

0- 2

0- 2

AWAY

0- 0

2- 0

2- 2

0- 2

0- 0

NEUTRAL

1- 0

1- 0

12- 6

1- 2

0- 0

CONFERENCE

8- 3

3- 1

8- 0

1- 0

0- 0

HOME

5- 0

2- 0

3- 6

0- 2

0- 0

AWAY

2- 3

1- 1

1- 0

0- 0

0- 0

NEUTRAL

1- 0

0- 0

RPI 1-50

RPI	S	Opponent	Score
9	A	Ohio St.	69 79
25	H	Bradley	70 60
31	N	UNC Wilmington	59 75
34	N	Indiana	55 73
42	A	Michigan	74 78
47	A	Wis.-Milwaukee	59 64
47	A	Wis.-Milwaukee	71 87
47	H	Wis.-Milwaukee	63 60

RPI 51-100

Team's RPI: 78

RPI	S	Opponent	Score
53	A	Kent St.	76 80
70	A	Florida St.	63 67
85	H	Miami (Ohio)	53 52

RPI 101-200

RPI	S	Opponent	Score
134	A	Ill.-Chicago	67 39
134	H	Ill.-Chicago	75 56
137	A	Loyola (Ill.)	64 74
137	H	Loyola (Ill.)	62 50
149	N	Lehigh	66 41
161	H	Indiana St.	58 59
171	A	Detroit	71 73
171	H	Detroit	64 52
172	H	Elon	86 40
178	A	Wright St.	83 86
178	H	Wright St.	70 62
186	A	Wis.-Green Bay	63 57
186	H	Wis.-Green Bay	72 66
186	N	Wis.-Green Bay	73 51

RPI 201+

RPI	S	Opponent	Score
217	H	Tulane	82 61
245	A	Cleveland St.	55 51
245	H	Cleveland St.	78 49
254	A	Ball St.	64 53
272	N	Alabama St.	70 61
276	A	South Dakota St.	85 48
303	A	Youngstown St.	62 64
303	H	Youngstown St.	72 64

LAST 10 Division I GAMES:

70	A	Florida St.	63 67	303	H	Youngstown St.	72 64
85	H	Miami (Ohio)	53 52	53	A	Kent St.	76 80
47	A	Wis.-Milwaukee	71 87	137	H	Loyola (Ill.)	62 50
186	N	Wis.-Green Bay	73 51	186	A	Wis.-Green Bay	63 57
171	A	Detroit	71 73	178	A	Wright St.	83 86

Non-Div I Games:

Butler

Loss, **Non-Conf**, **S Site**, **H Home** **A Away** **N Neutral**

Average RPI Win: 247
Average RPI Loss: 170

WON-LOST
RECORD

WINNING
PCT. RANK

LAST 10
GAMES

STRENGTH OF
SCHEDULE

OPP. STRENGTH
OF SCHEDULE

TEAM
RPI

CONF.
RPI

DIV. I ONLY	8- 19	282	4- 6	210	257	278	23
DIV. I NON-CONF.	0- 11	323	0- 1	304	154	333	27

TOTALS RPI 1-50

RPI 51-100

W-L RECORDS

RPI 101-200

RPI 201+

8- 19	0- 0	0- 5	OVERALL	1- 8	7- 6
4- 7	0- 0	0- 1	HOME	0- 3	4- 3
3- 11	0- 0	0- 3	AWAY	1- 5	2- 3
1- 1	0- 0	0- 1	NEUTRAL	0- 0	1- 0
0- 11	0- 0	0- 2	NON-CONFERENCE	0- 5	0- 4
0- 4	0- 0	0- 0	HOME	0- 1	0- 3
0- 7	0- 0	0- 2	AWAY	0- 4	0- 1
0- 0	0- 0	0- 0	NEUTRAL	0- 0	0- 0
8- 8	0- 0	0- 3	CONFERENCE	1- 3	7- 2
4- 3	0- 0	0- 1	HOME	0- 2	4- 0
3- 4	0- 0	0- 1	AWAY	1- 1	2- 2
1- 1	0- 0	0- 1	NEUTRAL	0- 0	1- 0

RPI S Opponent Score

RPI S Opponent Score

RPI S Opponent Score

RPI S Opponent Score Team's RPI: 278

68 A Col orado 75 93
84 A Stanford 58 82
87 A Paci fi c 53 75
87 H Paci fi c 62 64
87 N Paci fi c 57 68

123 A St. Mary' s (Cal .) 85 89
129 H Fresno St. 77 85
144 A Eastern Wash. 62 76
154 A Long Beach St. 66 69
154 H Long Beach St. 66 79
156 A Sacramento St. 59 80
166 A UC Irvi ne 61 58
166 H UC Irvi ne 67 69
183 A Santa Clara 58 73

219 A UC Santa Barb. 37 64
219 H UC Santa Barb. 74 62
219 N UC Santa Barb. 57 50
232 A Cal St. Fullerton 83 70
232 H Cal St. Fullerton 76 72
239 H Portland 61 66
271 H San Jose St. 57 72
283 A Cal St. Northridge 77 82
283 H Cal St. Northridge 73 54
296 A UC Davi s 52 65
296 H UC Davi s 70 83
312 A UC Ri versi de 66 55
312 H UC Ri versi de 59 55

LAST 10 Div sion I GAMES:

87 N Paci fi c 57 68
219 N UC Santa Barb. 57 50
87 A Paci fi c 53 75
283 A Cal St. Northridge 77 82
232 H Cal St. Fullerton 76 72

312 H UC Ri versi de 59 55
123 A St. Mary' s (Cal .) 85 89
219 A UC Santa Barb. 37 64
166 A UC Irvi ne 61 58
154 A Long Beach St. 66 69

Non-Div I Games: Cal St. Stanisla88 75 UC San Di ego 71 67

Cal Poly

Loss, Non-Conf, S Site, H Home A Away N Neutral

Average RPI Win: 261
Average RPI Loss: 184

WON-LOST
RECORD

WINNING
PCT. RANK

LAST 10
GAMES

STRENGTH OF
SCHEDULE

OPP. STRENGTH
OF SCHEDULE

TEAM
RPI

CONF.
RPI

DIV. I ONLY

15- 13

132

6- 4

322

238

232

23

DIV. I NON-CONF.

9- 3

51

3- 0

330

173

174

27

TOTALS

RPI 1-50

RPI 51-100

W-L RECORDS

RPI 101-200

RPI 201+

15- 13

0- 0

0- 2

OVERALL

1- 7

14- 4

6- 5

0- 0

0- 1

HOME

1- 2

5- 2

7- 6

0- 0

0- 1

AWAY

0- 4

7- 1

2- 2

0- 0

0- 0

NEUTRAL

0- 1

2- 1

9- 3

0- 0

0- 0

NON-CONFERENCE

1- 2

8- 1

4- 0

0- 0

0- 0

HOME

1- 0

3- 0

4- 2

0- 0

0- 0

AWAY

0- 2

4- 0

1- 1

0- 0

0- 0

NEUTRAL

0- 0

1- 1

6- 10

0- 0

0- 2

CONFERENCE

0- 5

6- 3

2- 5

0- 0

0- 1

HOME

0- 2

2- 2

3- 4

0- 0

0- 1

AWAY

0- 2

3- 1

1- 1

0- 0

0- 0

NEUTRAL

0- 1

1- 0

RPI 1-50

RPI S

Opponent

Score

RPI 51-100

RPI S

Opponent

Score

RPI 101-200

RPI S

Opponent

Score

RPI 201+

RPI S


Opponent

Score


Team's RPI: 232

87  Paci fi c


74  83

87  Paci fi c


62  67

113  Kansas St.

59  84

144  Eastern Wash.

89 63

154  Long Beach St.

79  88

154  Long Beach St.


96  97

154 N Long Beach St.


91  94

166  UC Irvi ne


68  83

166  UC Irvi ne


59  67

185  San Franci sco

91  93

219  UC Santa Barb.

80 76

219  UC Santa Barb.

73 59

225 N Chi cago St.


88 80

249  Pepperdi ne

76 66

257 N UTSA

76  88

271  San Jose St.


67 59

276  South Dakota St.

82 70

276  South Dakota St.

95 82

277  Flori da Int'l


74 57

278  Cal Poly

72  76

278  Cal Poly

70  83

283  Cal St. Northrid ge

83 78

283  Cal St. Northrid ge


81 63

283 N Cal St. Northrid ge


73 63

296  UC Davi s

94 92

296  UC Davi s

81 63

312  UC Ri versi de

90 79

312  UC Ri versi de

73  78


LAST 10 Div sion I GAMES:

154 N Long Beach St.

91  94

283 N Cal St. Northrid ge

73 63

276  South Dakota St.

95 82

296  UC Davi s


81 63

278  Cal Poly


72  76


219  UC Santa Barb.


80 76

144  Eastern Wash.

89 63


154  Long Beach St.

79  88

283  Cal St. Northrid ge

81 63

87  Paci fi c





62  67

Cal
st.
Fullerton

Cal
st.
Fullerton

Non-Div I Games: Hope Int'l 97 52

Cal St. Fullerton

 Loss,  Non-Conf, S Site,  Home  Away N Neutral

Average RPI Win: 260
Average RPI Loss: 178

WON-LOST
RECORD

WINNING
PCT. RANK

LAST 10
GAMES

STRENGTH OF
SCHEDULE

OPP. STRENGTH
OF SCHEDULE

TEAM
RPI

CONF.
RPI

DIV. I ONLY
DIV. I NON-CONF.

10- 17
6- 6

252
151

3- 7
1- 1

295
323

248
169

283
256

23
27

TOTALS

RPI 1-50

RPI 51-100

W-L RECORDS

RPI 101-200

RPI 201+

10- 17

0- 0

0- 3

OVERALL

1- 7

9- 7

5- 6

0- 0

0- 1

HOME

0- 2

5- 3

4- 9

0- 0

0- 1

AWAY

1- 5

3- 3

1- 2

0- 0

0- 1

NEUTRAL

0- 0

1- 1

6- 6

0- 0

0- 1

NON-CONFERENCE

1- 3

5- 2

3- 1

0- 0

0- 0

HOME

0- 0

3- 1

2- 4

0- 0

0- 0

AWAY

1- 3

1- 1

1- 1

0- 0

0- 1

NEUTRAL

0- 0

1- 0

4- 11

0- 0

0- 2

CONFERENCE

0- 4

4- 5

2- 5

0- 0

0- 1

HOME

0- 2

2- 2

2- 5

0- 0

0- 1

AWAY

0- 2

2- 2

0- 1

0- 0

0- 0

NEUTRAL

0- 0

0- 1

RPI 1-50

RPI S Opponent Score

RPI 51-100

RPI S Opponent Score

RPI 101-200

RPI S Opponent Score

RPI 201+

Team's RPI: 283

RPI S Opponent Score

87 A Pacifi c 51 79
87 H Pacifi c 66 70
88 N Northeastern 81 102

119 A Southern 81 76
Cal i fornia
129 A Fresno St. 60 75
144 A Eastern Wash. 48 70
154 A Long Beach St. 73 84
154 H Long Beach St. 80 101
166 A UC Irvine 62 76
166 H UC Irvine 57 74
180 A Boise St. 71 82

206 H Tul sa 77 71
219 A UC Santa Barb. 59 46
219 H UC Santa Barb. 76 82
228 H Fai rfi el d 65 66
232 A Cal St. Fullerton 63 81
232 H Cal St. Fullerton 78 83
232 N Cal St. Fullerton 63 73
235 H I l l i n o i s St. 73 69
249 A Pepperdi ne 72 87
278 A Cal Poly 54 73
278 H Cal Poly 82 77
296 A UC Davi s 75 69
296 H UC Davi s 70 60
312 A UC Ri versi de 74 56
312 H UC Ri versi de 76 62
328 N Northern Colo. 82 73

LAST 10 Division I GAMES:

232 N Cal St. Fullerton 63 73
219 H UC Santa Barb. 76 82
278 H Cal Poly 82 77
87 H Pacifi c 66 70
87 A Pacifi c 51 79
180 A Boise St. 71 82
296 A UC Davi s 75 69
232 A Cal St. Fullerton 63 81
312 A UC Ri versi de 74 56
166 H UC Irvine 57 74

Cal St. Northridge

Cal St. Northridge

Non-Div I Games: Hope Int'l 117 55

Cal St. Northridge

Loss, Non-Conf, S Site, H Home A Away N Neutral

Average RPI Win: 129		WON-LOST	WINNING	LAST 10	STRENGTH OF	OPP. STRENGTH	TEAM	CONF.
Average RPI Loss: 88		RECORD	PCT. RANK	GAMES	SCHEDULE	OF SCHEDULE	RPI	RPI
DIV. I ONLY	20- 11	69	5- 5	61	59	56	7	
DIV. I NON-CONF.	6- 4	109	0- 1	146	128	111	6	
TOTALS	RPI 1-50	RPI 51-100	W-L RECORDS	RPI 101-200	RPI 201+			
20- 11	3- 5	4- 3	OVERALL	11- 2	2- 1			
12- 3	2- 1	4- 0	HOME	4- 2	2- 0			
7- 5	1- 3	0- 1	AWAY	6- 0	0- 1			
1- 3	0- 1	0- 2	NEUTRAL	1- 0	0- 0			
6- 4	0- 1	3- 2	NON-CONFERENCE	1- 0	2- 1			
6- 0	0- 0	3- 0	HOME	1- 0	2- 0			
0- 1	0- 0	0- 0	AWAY	0- 0	0- 1			
0- 3	0- 1	0- 2	NEUTRAL	0- 0	0- 0			
14- 7	3- 4	1- 1	CONFERENCE	10- 2	0- 0			
6- 3	2- 1	1- 0	HOME	3- 2	0- 0			
7- 4	1- 3	0- 1	AWAY	6- 0	0- 0			
1- 0	0- 0	0- 0	NEUTRAL	1- 0	0- 0			
RPI S Opponent	RPI 1-50 Score	RPI S Opponent	Team's RPI: 56 Score	RPI S Opponent	RPI 101-200 Score	RPI S Opponent	RPI 201+ Score	
6 A UCLA	68 61	51 N North Carolina St.	52 58	119 A Southern	62 58	271 H San Jose St.	70 52	
6 A UCLA	52 71	61 H San Diego St.	82 64	Cal i f o r n i a		305 A Eastern Mich.	65 67	
6 H UCLA	58 67	66 H Akron	89 75	119 A Southern	82 67	328 H Northern Colo.	83 59	
21 A Ari zona	55 60	84 A Stanford	61 75	Cal i f o r n i a				
21 H Ari zona	75 66	84 H Stanford	65 62	119 H Southern	71 60			
24 A Washi ngton	62 73	88 H Northeastern	83 76	Cal i f o r n i a				
24 H Washi ngton	71 69	91 N DePaul	65 68	146 A Oregon	62 60			
32 N Kansas	56 69			146 H Oregon	77 66			
				146 N Oregon	91 87			
				154 H Long Beach St.	88 69			
				167 A Washi ngton St.	43 41			
				167 H Washi ngton St.	55 53			
				170 A Oregon St.	69 52			
				170 H Oregon St.	64 72			
				177 A Ari zona St.	88 58			
				177 H Ari zona St.	64 65			
LAST 10 Div sion I GAMES:								
51 N North Carolina St.	52 58	6 H UCLA	58 67					
6 A UCLA	52 71	24 A Washi ngton	62 73					
146 N Oregon	91 87	167 A Washi ngton St.	43 41					
119 A Southern Cal i f o r n i a	82 67	177 H Ari zona St.	64 65					
119 H Southern Cal i f o r n i a	71 60	21 H Ari zona	75 66					

Average RPI Win:	275	WON-LOST	WINNING	LAST 10	STRENGTH OF	OPP. STRENGTH	TEAM	CONF.
Average RPI Loss:	190	RECORD	PCT. RANK	GAMES	SCHEDULE	OF SCHEDULE	RPI	RPI

DIV. I ONLY	10- 18	258	4- 6	298	323	293	27
DIV. I NON-CONF.	3- 8	261	2- 0	325	320	321	30

TOTALS	RPI 1-50	RPI 51-100	W-L RECORDS	RPI 101-200	RPI 201+
10- 18	0- 0	0- 1	OVERALL	2- 8	8- 9
5- 8	0- 0	0- 0	HOME	0- 4	5- 4
5- 9	0- 0	0- 1	AWAY	2- 3	3- 5
0- 1	0- 0	0- 0	NEUTRAL	0- 1	0- 0
3- 8	0- 0	0- 1	NON-CONFERENCE	0- 3	3- 4
2- 3	0- 0	0- 0	HOME	0- 1	2- 2
1- 5	0- 0	0- 1	AWAY	0- 2	1- 2
0- 0	0- 0	0- 0	NEUTRAL	0- 0	0- 0
7- 10	0- 0	0- 0	CONFERENCE	2- 5	5- 5
3- 5	0- 0	0- 0	HOME	0- 3	3- 2
4- 4	0- 0	0- 0	AWAY	2- 1	2- 3
0- 1	0- 0	0- 0	NEUTRAL	0- 1	0- 0

RPI S	RPI 1-50	Opponent	Score	RPI S	RPI 51-100	Opponent	Score	RPI S	RPI 101-200	Opponent	Score	RPI S	RPI 201+	Team's RPI: 293	Score
				70	A	Florida St.	73 108	115	A	Belmont	91 102	211	A	Fla. Atlantic	90 95
								115	H	Belmont	99 103	211	H	Fla. Atlantic	88 97
								115	N	Belmont	76 90	220	H	Furman	78 79
								139	H	San Diego	81 90	226	A	East Tenn. St.	81 89
								140	A	Lipscomb	95 91	226	H	East Tenn. St.	96 110
								140	H	Lipscomb	70 82	250	A	Kennesaw St.	86 78
								159	A	Gardner-Webb	79 76	250	H	Kennesaw St.	77 81
								159	H	Gardner-Webb	70 81	263	A	William & Mary	79 93
								161	A	Indiana St.	71 86	267	A	Stetson	79 81
								192	A	Evansville	71 83	267	H	Stetson	84 70
												306	A	Mercer	71 69
												306	H	Mercer	86 80
												324	H	N. C. A&T	93 72
												331	A	Jacksonville	87 75
												331	H	Jacksonville	91 77
												332	A	North Fla.	84 95
												332	H	North Fla.	93 75
LAST 10 Division I GAMES:															
				115	N	Belmont	76 90	250	A	Kennesaw St.	86 78				
				306	A	Mercer	71 69	226	A	East Tenn. St.	81 89				
				267	A	Stetson	79 81	211	A	Fla. Atlantic	90 95				
				115	H	Belmont	99 103	331	H	Jacksonville	91 77				
				140	H	Lipscomb	70 82	332	H	North Fla.	93 75				

Non-Div I Games:

Campbell

Loss,
Non-Conf, S Site,
H Home
A Away
N Neutral

Average RPI Win: 180
Average RPI Loss: 156

WON-LOST
RECORD

WINNING
PCT. RANK

LAST 10
GAMES

STRENGTH OF
SCHEDULE

OPP. STRENGTH
OF SCHEDULE

TEAM
RPI

CONF.
RPI

DIV. I ONLY

9- 20

273

4- 6

173

185

252

13

DIV. I NON-CONF.

2- 7

278

1- 0

266

298

301

14

TOTALS

RPI 1-50

RPI 51-100

W-L RECORDS

RPI 101-200

RPI 201+

9- 20

0- 1

1- 3

OVERALL

4- 9

4- 5

4- 9

0- 0

1- 1

HOME

1- 4

2- 3

4- 10

0- 1

0- 2

AWAY

2- 4

2- 2

1- 1

0- 0

0- 0

NEUTRAL

1- 1

0- 0

2- 7

0- 1

0- 0

NON-CONFERENCE

0- 3

2- 3

1- 3

0- 0

0- 0

HOME

0- 1

1- 2

1- 4

0- 1

0- 0

AWAY

0- 2

1- 1

0- 0

0- 0

0- 0

NEUTRAL

0- 0

0- 0

7- 13

0- 0

1- 3

CONFERENCE

4- 6

2- 2

3- 6

0- 0

1- 1

HOME

1- 3

1- 1

3- 6

0- 0

0- 2

AWAY

2- 2

1- 1

1- 1

0- 0

0- 0

NEUTRAL

1- 1

0- 0

RPI 1-50

RPI 51-100

RPI 101-200

RPI 201+

Team's RPI: 252

RPI S Opponent Score
28 A West Virginia 68 80

RPI S Opponent Score
63 A Iona 58 95
63 H Iona 73 88
75 A Manhattan 71 78
75 H Manhattan 86 75

RPI S Opponent Score
102 A Mari st 76 67
102 H Mari st 71 74
102 N Mari st 62 68
121 A Si ena 55 76
121 H Si ena 67 50
122 A St. Peter's 91 84
122 H St. Peter's 64 69
131 A Buffal o 76 81
141 H Fai rl ei gh 65 69
Di cki nson
169 A Loyol a (Md.) 54 59
169 H Loyol a (Md.) 80 95
169 N Loyol a (Md.) 74 72
171 A Detroi t 68 69

RPI S Opponent Score
201 A Ni agara 72 79
201 H Ni agara 84 93
209 H Boston U. 56 69
228 A Fai rfi el d 84 73
228 H Fai rfi el d 87 71
243 A Ri der 69 73
243 H Ri der 62 81
268 H Hartford 78 85
275 A Brown 69 55
290 A St. Bonaventure 55 77
303 H Youngstown St. 75 68

LAST 10 Div sion I GAMES:

102 N Mari st 62 68
169 N Loyol a (Md.) 74 72
169 A Loyol a (Md.) 54 59
122 A St. Peter's 91 84
303 H Youngstown St. 75 68
102 H Mari st 71 74
75 H Manhattan 86 75
201 A Ni agara 72 79
243 A Ri der 69 73
63 A Iona 58 95

Non-Div I Games:

Canisius

Loss, Non-Conf, S Site, H Home A Away N Neutral

Average RPI Win:

249

WON-LOST

WINNING

LAST 10

STRENGTH OF

OPP. STRENGTH

TEAM

CONF.

Average RPI Loss:

198

RECORD

PCT. RANK

GAMES

SCHEDULE

OF SCHEDULE

RPI

RPI

DIV. I ONLY

3- 23

323

1- 9

237

318

326

29

DIV. I NON-CONF.

1- 9

312

0- 0

81

303

280

28

TOTALS

RPI 1-50

RPI 51-100

W-L RECORDS

RPI 101-200

RPI 201+

3- 23

0- 2

0- 1

OVERALL

1- 9

2- 11

2- 10

0- 1

0- 1

HOME

1- 4

1- 4

1- 13

0- 1

0- 0

AWAY

0- 5

1- 7

0- 0

0- 0

0- 0

NEUTRAL

0- 0

0- 0

1- 9

0- 2

0- 1

NON-CONFERENCE

1- 3

0- 3

1- 3

0- 1

0- 1

HOME

1- 1

0- 0

0- 6

0- 1

0- 0

AWAY

0- 2

0- 3

0- 0

0- 0

0- 0

NEUTRAL

0- 0

0- 0

2- 14

0- 0

0- 0

CONFERENCE

0- 6

2- 8

1- 7

0- 0

0- 0

HOME

0- 3

1- 4

1- 7

0- 0

0- 0

AWAY

0- 3

1- 4

0- 0

0- 0

0- 0

NEUTRAL

0- 0

0- 0

RPI 1-50

RPI S Opponent



Score

41  UAB 58 
 49  Houston 62 

RPI 51-100

RPI S Opponent




















Score

59  Northwestern St. 74 

RPI 101-200

RPI S Opponent

Score

























127  Oral Roberts 53 
 127  Oral Roberts 57 
 151  Mississippi 67 
 157  Birmingham-Southern 79 
 157  Birmingham-Southern 79 70
 158  IUPUI 52 
 158  IUPUI 49 
 162  Georgia Tech 69 
 182  Valparaiso 73 
 182  Valparaiso 74 

RPI 201+




















Team's RPI: 326

RPI S Opponent

Score

225  Chicago St. 69 
 225  Chicago St. 63 
 240  Stephen F. Austin 57 
 265  UMKC 63 
 265  UMKC 67 
 269  Southern Methodist 67 
 285  Oakland 75 66
 285  Oakland 76 
 294  Nicholas St. 80 
 304  Southern Utah 64 
 304  Southern Utah 67 65
 318  Western Ill. 59 
 318  Western Ill. 59 

LAST 10 Division I GAMES:






127  Oral Roberts 57 
 285  Oakland 76 
 158  IUPUI 49 
 304  Southern Utah 64 
 225  Chicago St. 69 
 318  Western Ill. 59 
 182  Valparaiso 73 
 265  UMKC 67 
 127  Oral Roberts 53 
 285  Oakland 75 66

Centenary (La.)

Centenary (La.)

Non-Div I Games: Texas-Tyler 84 73

Centenary (La.)

 Loss,  Non-Conf,  S Site,  H Home  A Away N Neutral

through games of Final 2000												
Average RPI Win:		236	WON-LOST		WINNING	LAST 10		STRENGTH OF	OPP. STRENGTH	TEAM	CONF.	
Average RPI Loss:		200	RECORD		PCT. RANK	GAMES		SCHEDULE	OF SCHEDULE	RPI	RPI	
DIV. I ONLY		18- 11	81		6- 4		270		287		163	26
DIV. I NON-CONF.		4- 5	187		0- 0		190		309		193	26

TOTALS		RPI 1-50	RPI 51-100		W-L RECORDS		RPI 101-200		RPI 201+			
18- 11		0- 0	0- 1		OVERALL		4- 4		14- 6			
11- 4		0- 0	0- 1		HOME		3- 3		8- 0			
7- 7		0- 0	0- 0		AWAY		1- 1		6- 6			
0- 0		0- 0	0- 0		NEUTRAL		0- 0		0- 0			
4- 5		0- 0	0- 1		NON-CONFERENCE		3- 1		1- 3			
2- 2		0- 0	0- 1		HOME		2- 1		0- 0			
2- 3		0- 0	0- 0		AWAY		1- 0		1- 3			
0- 0		0- 0	0- 0		NEUTRAL		0- 0		0- 0			
14- 6		0- 0	0- 0		CONFERENCE		1- 3		13- 3			
9- 2		0- 0	0- 0		HOME		1- 2		8- 0			
5- 4		0- 0	0- 0		AWAY		0- 1		5- 3			
0- 0		0- 0	0- 0		NEUTRAL		0- 0		0- 0			

RPI 1-50		RPI 51-100		RPI 101-200		Team's RPI: 163		RPI 201+				
RPI S	Opponent	Score	RPI S	Opponent	Score	RPI S	Opponent	Score	RPI S	Opponent	Score	
88	H Northeastern	90 94	104	H La Salle	106 107	210	A Harvard	87 79				
			135	A Monmouth	48 63	214	A Robert Morris	74 77				
			135	H Monmouth	57 61	229	A Wagner	74 55				
			135	H Monmouth	48 62	229	H Wagner	57 40				
			141	H Fairleigh Dickinson	88 74	230	A Mt. St. Mary's	59 57				
						230	H Mt. St. Mary's	68 58				
			157	H Birmngham-So.	76 67	236	A Delaware	73 79				
			188	A Binghamton	69 66	260	A Qui nni pi ac	79 67				
			188	H Binghamton	72 68	260	H Qui nni pi ac	79 69				
						261	A Sacred Heart	71 74				
						261	H Sacred Heart	73 56				
						261	H Sacred Heart	86 68				
						270	A St. Francis (N.Y.)	72 61				
						270	H St. Francis (N.Y.)	76 68				
						274	A Long Island	83 74				
						274	H Long Island	81 58				
						277	A Florida Int'l	61 71				
						290	A St. Bonaventure	56 85				
						323	A St. Francis (Pa.)	51 52				
						323	H St. Francis (Pa.)	88 58				

LAST 10 Division I GAMES:												
135	H Monmouth	48 62	261	H Sacred Heart	73 56							
261	H Sacred Heart	86 68	229	A Wagner	74 55							
260	A Qui nni pi ac	79 67	323	A St. Francis (Pa.)	51 52							
323	H St. Francis (Pa.)	88 58	214	A Robert Morris	74 77							
274	H Long Island	81 58	135	A Monmouth	48 63							

Central Conn. St.

Central
Conn.
St.

Non-Div I Games:

Central Conn. St.

■ Loss, ■ Non-Conf, S Site, H Home A Away N Neutral

Average RPI Win: 213
Average RPI Loss: 163

WON-LOST
RECORD

WINNING
PCT. RANK

LAST 10
GAMES

STRENGTH OF
SCHEDULE

OPP. STRENGTH
OF SCHEDULE

TEAM
RPI

CONF.
RPI

DIV. I ONLY

3- 24

325

1- 9

205

199

315

16

DIV. I NON-CONF.

2- 6

268

1- 0

251

240

289

17

TOTALS

RPI 1-50

RPI 51-100

W-L RECORDS

RPI 101-200

RPI 201+

3- 24

0- 2

0- 6

OVERALL

2- 8

1- 8

2- 10

0- 1

0- 3

HOME

1- 4

1- 2

1- 14

0- 1

0- 3

AWAY

1- 4

0- 6

0- 0

0- 0

0- 0

NEUTRAL

0- 0

0- 0

2- 6

0- 2

0- 0

NON-CONFERENCE

1- 1

1- 3

2- 1

0- 1

0- 0

HOME

1- 0

1- 0

0- 5

0- 1

0- 0

AWAY

0- 1

0- 3

0- 0

0- 0

0- 0

NEUTRAL

0- 0

0- 0

1- 18

0- 0

0- 6

CONFERENCE

1- 7

0- 5

0- 9

0- 0

0- 3

HOME

0- 4

0- 2

1- 9

0- 0

0- 3

AWAY

1- 3

0- 3

0- 0

0- 0

0- 0

NEUTRAL

0- 0

0- 0

RPI 1-50

RPI	S	Opponent	Score
37	H	Southern Ill.	54 64
42	A	Michigan	60 87

RPI 51-100

RPI	S	Opponent	Score
53	H	Kent St.	60 66
66	H	Akron	69 76
85	A	Miami (Ohio)	49 66
85	H	Miami (Ohio)	62 75
96	A	Ohio	44 76
96	A	Ohio	53 82

RPI 101-200

RPI	S	Opponent	Score
126	A	Northern Ill.	70 80
126	H	Northern Ill.	43 49
131	A	Buffalo	71 61
131	H	Buffalo	59 73
145	A	Tolledo	62 78
145	H	Tolledo	64 66
184	A	Dayton	36 61
186	H	Wis.-Green Bay	67 62
195	A	Western Mich.	57 68
195	H	Western Mich.	71 75

RPI 201+

Team's RPI: 315

RPI	S	Opponent	Score
226	A	East Tenn. St.	57 69
245	A	Cleveland St.	43 56
254	A	Ball St.	41 68
254	H	Ball St.	60 63
256	A	Bowling Green	44 66
265	A	UMKC	65 75
305	A	Eastern Mich.	75 81
305	H	Eastern Mich.	69 80
321	H	Morehead St.	87 76

LAST 10 Division I GAMES:

96	A	Ohio	53 82	321	H	Morehead St.	87 76
145	H	Tolledo	64 66	254	H	Ball St.	60 63
305	H	Eastern Mich.	69 80	131	H	Buffalo	59 73
195	A	Western Mich.	57 68	145	A	Tolledo	62 78
126	A	Northern Ill.	70 80	305	A	Eastern Mich.	75 81

Central Mich.

Central Mich.

Non-Div I Games: Rochester College 89 42

Central Mich.

Loss, Non-Conf, S Site, H Home A Away N Neutral

Average RPI Win:		258	WON-LOST		WINNING	LAST 10	STRENGTH OF		OPP. STRENGTH	TEAM	CONF.		
Average RPI Loss:		142	RECORD		PCT. RANK	GAMES	SCHEDULE		OF SCHEDULE	RPI	RPI		
DIV. I ONLY		10- 15	236		6- 4		225		269		227		19
DIV. I NON-CONF.		2- 5	256		0- 0		248		225		278		25
TOTALS		RPI 1-50	RPI 51-100		W-L RECORDS		RPI 101-200		RPI 201+				
10- 15		0- 0	0- 4		OVERALL		3- 9		7- 2				
4- 5		0- 0	0- 2		HOME		1- 3		3- 0				
6- 9		0- 0	0- 2		AWAY		2- 5		4- 2				
0- 1		0- 0	0- 0		NEUTRAL		0- 1		0- 0				
2- 5		0- 0	0- 2		NON-CONFERENCE		1- 1		1- 2				
0- 1		0- 0	0- 1		HOME		0- 0		0- 0				
2- 4		0- 0	0- 1		AWAY		1- 1		1- 2				
0- 0		0- 0	0- 0		NEUTRAL		0- 0		0- 0				
8- 10		0- 0	0- 2		CONFERENCE		2- 8		6- 0				
4- 4		0- 0	0- 1		HOME		1- 3		3- 0				
4- 5		0- 0	0- 1		AWAY		1- 4		3- 0				
0- 1		0- 0	0- 0		NEUTRAL		0- 1		0- 0				
RPI 1-50		RPI 51-100		RPI 101-200		RPI 201+		Team's RPI: 227					
RPI S	Opponent	Score	RPI S	Opponent	Score	RPI S	Opponent	Score	RPI S	Opponent	Score		
73	A Winthrop	59	76	120	A Coastal Caro.	62	63	214	A Robert Morris	85	97		
73	H Winthrop	61	79	120	H Coastal Caro.	69	71	233	A Marshall	53	82		
79	H Clemson	56	68	120	N Coastal Caro.	67	73	242	A UNC Asheville	75	71		
89	A Wake Forest	47	87	138	A St. John's (N.Y.)	50	64	242	H UNC Asheville	70	68		
				157	A Bi rmi ngham-So.	61	73	316	A Li berty	61	45		
				157	A Bi rmi ngham-So.	97	76	316	H Li berty	73	71		
				157	H Bi rmi ngham-So.	46	62	317	A VMI	76	73		
				164	A Hi gh Poi nt	67	78	317	H VMI	59	48		
				164	H Hi gh Poi nt	86	66	320	A Ci tadel	74	57		
				189	A Col . of Charleston	82	77						
				193	A Radford	76	81						
				193	H Radford	71	80						
LAST 10 Division I GAMES:													
120	N Coastal Caro.	67	73	193	A Radford	76	81						
157	A Bi rmi ngham-So.	97	76	316	A Li berty	61	45						
242	A UNC Asheville	75	71	120	H Coastal Caro.	69	71						
157	H Bi rmi ngham-So.	46	62	164	H Hi gh Poi nt	86	66						
317	H VMI	59	48	316	H Li berty	73	71						

Non-Div I Games: Erskine 57 46 Newberry 91 74 Southern Wesleyan 88 92 Asbury 108 61 Charleston So.

Average RPI Win:	170	WON-LOST	WINNING	LAST 10	STRENGTH OF	OPP. STRENGTH	TEAM	CONF.
Average RPI Loss:	98	RECORD	PCT. RANK	GAMES	SCHEDULE	OF SCHEDULE	RPI	RPI

DIV. I ONLY	19- 13	101	5- 5	126	95	99	11
DIV. I NON-CONF.	8- 7	148	1- 2	191	60	143	8

TOTALS	RPI 1-50	RPI 51-100	W-L RECORDS	RPI 101-200	RPI 201+
19- 13	1- 4	3- 3	OVERALL	8- 5	7- 1
9- 6	0- 2	2- 1	HOME	3- 3	4- 0
9- 6	1- 2	1- 2	AWAY	5- 1	2- 1
1- 1	0- 0	0- 0	NEUTRAL	0- 1	1- 0
8- 7	0- 2	2- 1	NON-CONFERENCE	2- 4	4- 0
4- 3	0- 1	1- 0	HOME	1- 2	2- 0
3- 3	0- 1	1- 1	AWAY	1- 1	1- 0
1- 1	0- 0	0- 0	NEUTRAL	0- 1	1- 0
11- 6	1- 2	1- 2	CONFERENCE	6- 1	3- 1
5- 3	0- 1	1- 1	HOME	2- 1	2- 0
6- 3	1- 1	0- 1	AWAY	4- 0	1- 1
0- 0	0- 0	0- 0	NEUTRAL	0- 0	0- 0

RPI S	Opponent	Score
33 A	George Washington	85 86
33 H	George Washington	69 83
34 H	Indiana	54 71
43 A	Cincinnati	80 86
48 A	St. Joseph's	57 50

RPI S	Opponent	Score
76 A	Rutgers	85 82
81 H	Temple	66 59
82 A	Xavier	55 59
82 H	Xavier	65 78
89 A	Wake Forest	56 59
92 H	Davidson	85 81

RPI S	Opponent	Score
103 H	St. Louis	74 77
104 A	La Salle	64 52
108 H	Mississippi St.	38 53
109 N	Northwestern	47 61
128 A	Massachusetts	72 71
133 A	Fordham	81 75
143 A	La.-Lafayette	67 62
152 H	Rhode Island	88 80
160 H	Ga. Southern	77 61
173 A	Wyoming	78 87
182 H	Valparaiso	77 80
184 A	Dayton	73 65
184 H	Dayton	62 49

RPI S	Opponent	Score
205 A	Richmond	56 63
205 H	Richmond	64 47
215 N	Coppin St.	82 65
238 A	Georgia St.	73 68
239 H	Portland	59 46
242 H	UNC Asheville	92 59
290 A	St. Bonaventure	76 60
308 H	Duquesne	77 71

LAST 10 Division I GAMES:

43 A	Cincinnati	80 86	103 H	St. Louis	74 77
160 H	Ga. Southern	77 61	128 A	Massachusetts	72 71
82 A	Xavier	55 59	133 A	Fordham	81 75
33 A	George Washington	85 86	205 H	Richmond	64 47
308 H	Duquesne	77 71	89 A	Wake Forest	56 59

Non-Div I Games:

Charlotte

Loss,
Non-Conf, S Site,
H Home
A Away
N Neutral

Average RPI Win: 230
Average RPI Loss: 154

WON-LOST
RECORD

WINNING
PCT. RANK

LAST 10
GAMES

STRENGTH OF
SCHEDULE

OPP. STRENGTH
OF SCHEDULE

TEAM
RPI

CONF.
RPI

DIV. I ONLY	15- 13	132	7- 3	204	250	168	24
DIV. I NON-CONF.	5- 6	178	0- 0	153	218	164	22

TOTALS	RPI 1-50	RPI 51-100	W-L RECORDS	RPI 101-200	RPI 201+
15- 13	1- 0	1- 2	OVERALL	2- 8	11- 3
9- 3	1- 0	1- 0	HOME	1- 3	6- 0
4- 8	0- 0	0- 1	AWAY	1- 4	3- 3
2- 2	0- 0	0- 1	NEUTRAL	0- 1	2- 0
5- 6	1- 0	0- 1	NON-CONFERENCE	1- 4	3- 1
4- 1	1- 0	0- 0	HOME	1- 1	2- 0
0- 4	0- 0	0- 1	AWAY	0- 2	0- 1
1- 1	0- 0	0- 0	NEUTRAL	0- 1	1- 0
10- 7	0- 0	1- 1	CONFERENCE	1- 4	8- 2
5- 2	0- 0	1- 0	HOME	0- 2	4- 0
4- 4	0- 0	0- 0	AWAY	1- 2	3- 2
1- 1	0- 0	0- 1	NEUTRAL	0- 0	1- 0

RPI S Opponent Score

46 H Creighton 69 64

RPI S Opponent Score

83 A Minnesota 46 67

92 H Davidson 65 59

92 N Davidson 55 80

RPI S Opponent Score

108 A Mississippi St. 48 64

110 N Holy Cross 65 82

115 H Belmont 79 93

117 A Middle Tenn. 71 81

155 H Austin Peay 77 67

160 H Ga. Southern 71 93

172 A El on 61 69

172 H El on 74 92

189 A Col. of Charleston 53 67

189 A Col. of Charleston 65 63

RPI S Opponent Score

204 A North Texas 76 83

220 A Furman 71 76

230 N Mt. St. Mary's 85 74

234 A Appalachi an St. 73 57

234 H Appalachi an St. 64 50

234 N Appalachi an St. 78 75

264 A Western Caro. 56 74

264 H Western Caro. 71 67

279 A UNC Greensboro 76 67

279 H UNC Greensboro 78 69

281 H Maine 90 75

287 H Wofford 82 71

320 A Citadel 74 64

325 H Howard 68 63

LAST 10 Division I GAMES:

92 N Davidson	55 80	172 A El on	61 69
234 N Appalachi an St.	78 75	279 A UNC Greensboro	76 67
189 A Col. of Charleston	65 63	287 H Wofford	82 71
264 H Western Caro.	71 67	160 H Ga. Southern	71 93
234 H Appalachi an St.	64 50	320 A Citadel	74 64

Non-Div I Games: P. R. -Mayaguez 93 67 Milligan 97 50 Virginia Interm 92 62 Asbury 97 60 Chattanooga

Loss, Non-Conf, S Site, H Home A Away N Neutral

Average RPI Win:

252

WON-LOST

WINNING

LAST 10

STRENGTH OF

OPP. STRENGTH

TEAM

CONF.

Average RPI Loss:

151

RECORD

PCT. RANK

GAMES

SCHEDULE

OF SCHEDULE

RPI

RPI

DIV. I ONLY

11- 19

257

7- 3

198

247

225

29

DIV. I NON-CONF.

1- 10

317

0- 0

68

26

262

28

TOTALS

RPI 1-50

RPI 51-100

W-L RECORDS

RPI 101-200

RPI 201+

11- 19

0- 3

0- 2

OVERALL

4- 9

7- 5

6- 2

0- 0

0- 0

HOME

2- 1

4- 1

3- 15

0- 3

0- 1

AWAY

1- 8

2- 3

2- 2

0- 0

0- 1

NEUTRAL

1- 0

1- 1

1- 10

0- 3

0- 2

NON-CONFERENCE

1- 4

0- 1

0- 0

0- 0

0- 0

HOME

0- 0

0- 0

1- 8

0- 3

0- 1

AWAY

1- 4

0- 0

0- 2

0- 0

0- 1

NEUTRAL

0- 0

0- 1

10- 9

0- 0

0- 0

CONFERENCE

3- 5

7- 4

6- 2

0- 0

0- 0

HOME

2- 1

4- 1

2- 7

0- 0

0- 0

AWAY

0- 4

2- 3

2- 0

0- 0

0- 0

NEUTRAL

1- 0

1- 0

RPI 1-50

RPI 51-100

RPI 101-200

RPI 201+

Team's RPI: 225

RPI	S	Opponent	Score
9	A	Ohio St.	52 81
25	A	Bradley	58 68
42	A	Michigan	69 86

RPI	S	Opponent	Score
64	A	Louisville	54 78
98	N	New Mexico St.	63 78

RPI	S	Opponent	Score
101	A	Nebraska	65 76
103	A	St. Louis	52 58
127	A	Oral Roberts	58 69
127	A	Oral Roberts	72 85
127	H	Oral Roberts	65 74
134	A	Ill.-Chicago	75 74
158	A	IUPUI	64 87
158	H	IUPUI	74 66
158	N	IUPUI	57 53
171	A	Detroit	65 68
179	A	Purdue	56 69
182	A	Valparaiso	64 70
182	H	Valparaiso	90 76

RPI	S	Opponent	Score
232	N	Cal St. Fullerton	80 88
265	A	UMKC	81 82
265	H	UMKC	75 80
265	N	UMKC	75 66
285	A	Oakland	76 89
285	H	Oakland	91 80
304	A	Southern Utah	59 73
304	H	Southern Utah	64 60
318	A	Western Ill.	87 73
318	H	Western Ill.	75 73
326	A	Centenary (La.)	67 63
326	H	Centenary (La.)	77 69

LAST 10 Division I Games:

127	A	Oral Roberts	72 85
158	N	IUPUI	57 53
265	N	UMKC	75 66
285	H	Oakland	91 80
158	H	IUPUI	74 66

318	A	Western Ill.	87 73
182	A	Valparaiso	64 70
326	H	Centenary (La.)	77 69
304	H	Southern Utah	64 60
265	A	UMKC	81 82

Chicago St.

Chicago St.

Non-Div I Games:

Chicago St.

Loss,
 Non-Conf, S Site,
 H Home
A Away
 N Neutral

Average RPI Win: 108

Average RPI Loss: 42

WON-LOST
RECORDWINNING
PCT. RANKLAST 10
GAMESSTRENGTH OF
SCHEDULEOPP. STRENGTH
OF SCHEDULETEAM
RPICONF.
RPI

DIV. I ONLY	20- 13	95	5- 5	13	5	43	3
DIV. I NON-CONF.	12- 4	51	2- 1	35	37	22	2

TOTALS	RPI 1-50	RPI 51-100	W-L RECORDS	RPI 101-200	RPI 201+
20- 13	4- 9	9- 3	OVERALL	4- 1	3- 0
15- 5	1- 4	8- 0	HOME	3- 1	3- 0
3- 7	2- 4	1- 3	AWAY	0- 0	0- 0
2- 1	1- 1	0- 0	NEUTRAL	1- 0	0- 0
12- 4	1- 2	6- 1	NON-CONFERENCE	3- 1	2- 0
9- 3	0- 2	5- 0	HOME	2- 1	2- 0
1- 1	0- 0	1- 1	AWAY	0- 0	0- 0
2- 0	1- 0	0- 0	NEUTRAL	1- 0	0- 0
8- 9	3- 7	3- 2	CONFERENCE	1- 0	1- 0
6- 2	1- 2	3- 0	HOME	1- 0	1- 0
2- 6	2- 4	0- 2	AWAY	0- 0	0- 0
0- 1	0- 1	0- 0	NEUTRAL	0- 0	0- 0

RPI	S	Opponent	Score
2	H	Villanova	72 74
3	H	Memphis	81 91
4	A	Connecticut	59 70
7	N	LSU	75 72
13	A	Pittsburgh	69 89
18	A	Syracuse	82 65
18	H	Syracuse	58 77
18	N	Syracuse	73 74
26	A	Georgetown	57 76
28	A	West Virginia	57 66
28	H	West Virginia	78 75
36	H	South Carolina	62 65
40	A	Marquette	70 66

RPI	S	Opponent	Score
62	A	Seton Hall	62 72
64	A	Louisville	50 67
64	H	Louisville	74 68
67	H	Murray St.	79 75
69	A	Vanderbilt	92 83
76	H	Rutgers	71 66
82	A	Xavier	71 73
83	H	Minnesota	76 62
85	H	Miami (Ohio)	75 65
91	H	DePaul	82 60
96	H	Ohio	86 58
99	H	Charlotte	86 80

RPI	S	Opponent	Score
106	H	Providence	66 64
110	H	Holy Cross	77 55
136	H	Tennessee Tech	105 62
184	H	Dayton	66 75
184	N	Dayton	81 63

RPI	S	Opponent	Score
235	H	Illinois St.	76 59
237	H	South Fla.	73 60
324	H	N.C. A&T	105 69

LAST 10 Division I GAMES:

36	H	South Carolina	62 65	62	A	Seton Hall	62 72
83	H	Minnesota	76 62	2	H	Villanova	72 74
99	H	Charlotte	86 80	106	H	Providence	66 64
18	N	Syracuse	73 74	18	A	Syracuse	82 65
28	H	West Virginia	78 75	13	A	Pittsburgh	69 89

Non-Div I Games: Ark. -Monticello 84 63

Cincinnati

Citadel

Average RPI Win: 294

Average RPI Loss: 192

WON-LOST RECORD

WINNING PCT. RANK

LAST 10 GAMES

STRENGTH OF SCHEDULE

OPP. STRENGTH OF SCHEDULE

TEAM RPI

CONF. RPI

DIV. I ONLY

6- 21

305

4- 6

321

290

320

24

DIV. I NON-CONF.

4- 6

204

2- 0

333

311

320

22

TOTALS

RPI 1-50

RPI 51-100

W-L RECORDS

RPI 101-200

RPI 201+

6- 21

0- 0

0- 5

OVERALL

0- 6

6- 10

2- 10

0- 0

0- 3

HOME

0- 3

2- 4

3- 10

0- 0

0- 2

AWAY

0- 3

3- 5

1- 1

0- 0

0- 0

NEUTRAL

0- 0

1- 1

4- 6

0- 0

0- 2

NON-CONFERENCE

0- 0

4- 4

1- 2

0- 0

0- 1

HOME

0- 0

1- 1

2- 3

0- 0

0- 1

AWAY

0- 0

2- 2

1- 1

0- 0

0- 0

NEUTRAL

0- 0

1- 1

2- 15

0- 0

0- 3

CONFERENCE

0- 6

2- 6

1- 8

0- 0

0- 2

HOME

0- 3

1- 3

1- 7

0- 0

0- 1

AWAY

0- 3

1- 3

0- 0

0- 0

0- 0

NEUTRAL

0- 0

0- 0

RPI 1-50

RPI 51-100

RPI 101-200

RPI 201+ Team's RPI: 320

RPI S Opponent Score

RPI S Opponent Score

RPI S Opponent Score

RPI S Opponent Score

51 A North Carolina St. 59 91

92 A Davi dson 49 85

92 H Davi dson 77 81

92 H Davi dson 73 79

94 H Penn 49 84

160 A Ga. Southern 68 96

160 H Ga. Southern 65 83

168 H Chattanooga 64 74

172 A El on 62 73

189 A Col. of Charleston 65 77

189 H Col. of Charleston 52 72

220 A Furman 57 81

220 H Furman 41 64

220 H Furman 65 53

227 H Charleston So. 57 74

234 H Appal achi an St. 65 66

236 N Del aware 57 77

264 A Western Caro. 57 83

267 N Stetson 73 60

279 A UNC Greensboro 46 65

287 A Wofford 84 80

287 H Wofford 52 67

299 A Navy 70 84

308 A Duquesne 61 90

322 A Army 70 68

333 A Savannah St. 70 61

333 H Savannah St. 80 73

LAST 10 Division I GAMES:

92 H Davi dson 73 79

220 H Furman 65 53

287 A Wofford 84 80

333 A Savannah St. 70 61

220 H Furman 41 64

189 H Col. of Charleston 52 72

92 H Davi dson 77 81

160 A Ga. Southern 68 96

333 H Savannah St. 80 73

172 A El on 62 73

Non-Div I Games: Atlanta Christian126 61

Fla. Christian 126 43

Webber Int'l 73 56

Asbury 75 48

Citadel 75 48

Loss, Non-Conf, S Site, H Home A Away N Neutral

Page 49

Clemson

Average RPI Win: 146

Average RPI Loss: 74

WON-LOST RECORD

WINNING PCT. RANK

LAST 10 GAMES

STRENGTH OF SCHEDULE

OPP. STRENGTH OF SCHEDULE

TEAM RPI

CONF. RPI

DIV. I ONLY

DIV. I NON-CONF.

18- 13

11- 3

111

31

5- 5

1- 1

69

121

69

199

79

50

4

4

TOTALS

RPI 1-50

RPI 51-100

W-L RECORDS

RPI 101-200

RPI 201+

18- 13

12- 4

4- 8

2- 1

11- 3

7- 1

2- 2

2- 0

7- 10

5- 3

2- 6

0- 1

1- 3

1- 1

0- 2

0- 0

1- 0

1- 0

0- 0

0- 3

0- 1

0- 2

0- 0

6- 8

5- 1

0- 6

1- 1

2- 2

1- 0

0- 2

1- 0

4- 6

4- 1

0- 4

0- 1

OVERALL

HOME

AWAY

NEUTRAL

NON-CONFERENCE

HOME

AWAY

NEUTRAL

CONFERENCE

HOME

AWAY

NEUTRAL

5- 2

1- 2

3- 0

1- 0

2- 1

0- 1

1- 0

1- 0

3- 1

1- 1

2- 0

0- 0

6- 0

5- 0

1- 0

0- 0

0- 0

0- 0

0- 0

0- 0

0- 0

0- 0

RPI S Opponent Score

1 H Duke 77 87

14 A North Carolina 61 76

17 A Boston College 61 67

36 H South Carolina 82 63

RPI S Opponent Score

51 H North Carolina St. 85 94

60 H Maryland 89 77

64 A Louisville 68 74

66 N Akron 66 59

70 A Florida St. 59 69

70 H Florida St. 61 55

72 A Miami (Fla.) 38 62

72 N Miami (Fla.) 63 66

74 H Louisiana Tech 69 53

86 A Virginia 58 64

86 H Virginia 90 64

89 A Wake Forest 68 74

89 H Wake Forest 74 73

100 A Georgia 69 72

LAST 10 Division I GAMES:

64 A Louisville 68 74

74 H Louisiana Tech 69 53

72 N Miami (Fla.) 63 66

162 H Georgia Tech 95 82

148 A Virginia Tech 86 81

86 H Virginia 90 64

89 A Wake Forest 68 74

60 H Maryland 89 77

17 A Boston College 61 67

148 H Virginia Tech 74 75

RPI S Opponent Score

110 N Holy Cross 71 48

118 A Penn St. 96 88

148 A Virginia Tech 86 81

148 H Virginia Tech 74 75

162 A Georgia Tech 73 63

162 H Georgia Tech 95 82

172 H Elon 69 74

RPI S Opponent Score

215 H Coppin St. 102 71

218 H South Carolina St. 79 38

226 H East Tenn. St. 80 72

227 A Charleston So. 68 56

273 H Bethune-Cookman 84 55

287 H Wofford 62 60

Clemson

non-Div I Games: P. R. -Mayaguez 101 60

Page 50

Loss, Non-Conf, S Site, H Home A Away N Neutral

Clemson

Non-Div I Games: P. R. -Mayaguez 101 60

Clemson

Average RPI Win:	225	WON-LOST	WINNING	LAST 10	STRENGTH OF	OPP. STRENGTH	TEAM	CONF.
Average RPI Loss:	122	RECORD	PCT. RANK	GAMES	SCHEDULE	OF SCHEDULE	RPI	RPI

DIV. I ONLY	8- 18	275	2- 8	150	166	245	15
DIV. I NON-CONF.	3- 6	229	1- 0	103	182	183	15

TOTALS	RPI 1-50	RPI 51-100	W-L RECORDS	RPI 101-200	RPI 201+
8- 18	0- 4	0- 4	OVERALL	4- 8	4- 2
4- 10	0- 1	0- 2	HOME	1- 5	3- 2
4- 8	0- 3	0- 2	AWAY	3- 3	1- 0
0- 0	0- 0	0- 0	NEUTRAL	0- 0	0- 0
3- 6	0- 2	0- 2	NON-CONFERENCE	0- 1	3- 1
3- 3	0- 0	0- 1	HOME	0- 1	3- 1
0- 3	0- 2	0- 1	AWAY	0- 0	0- 0
0- 0	0- 0	0- 0	NEUTRAL	0- 0	0- 0
5- 12	0- 2	0- 2	CONFERENCE	4- 7	1- 1
1- 7	0- 1	0- 1	HOME	1- 4	0- 1
4- 5	0- 1	0- 1	AWAY	3- 3	1- 0
0- 0	0- 0	0- 0	NEUTRAL	0- 0	0- 0

RPI 1-50				RPI 51-100				RPI 101-200				RPI 201+				Team's RPI: 245	
RPI	S	Opponent	Score	RPI	S	Opponent	Score	RPI	S	Opponent	Score	RPI	S	Opponent	Score		
14	A	North Carolina	55 112	53	A	Kent St.	68 83	116	H	Albany (N. Y.)	65 78	236	H	Del aware	52 40		
23	A	Mi chi gan St.	75 83	66	H	Akron	50 62	134	A	Ill. -Chi cago	87 83	251	H	Fl ori da A&M	66 68		
47	A	Wi s. -Mi l waukee	68 75	78	A	Butler	49 78	134	H	Ill. -Chi cago	67 72	280	H	Utah Val ley St.	70 69		
47	H	Wi s. -Mi l waukee	57 86	78	H	Butler	51 55	137	A	Loyol a (Ill.)	75 81	303	A	Youngstown St.	63 50		
								137	H	Loyol a (Ill.)	60 77	303	H	Youngstown St.	63 68		
								171	A	Detroi t	73 84	315	H	Central Mi ch.	56 43		
								171	A	Detroi t	58 92						
								171	H	Detroi t	59 53						
								178	A	Wright St.	63 56						
								178	H	Wright St.	55 58						
								186	A	Wi s. -Green Bay	66 63						
								186	H	Wi s. -Green Bay	72 76						
LAST 10 Division I GAMES:																	
171	A	Detroit	58 92	47	H	Wi s. -Mi l waukee	57 86										
186	H	Wi s. -Green Bay	72 76	78	A	Butler	49 78										
134	H	Ill. -Chi cago	67 72	137	A	Loyol a (Ill.)	75 81										
236	H	Del aware	52 40	171	A	Detroit	73 84										
178	A	Wright St.	63 56	303	H	Youngstown St.	63 68										

Non-Div I Games: John Carroll 84 53 Rochester College 76 43

Cleveland St.

Average RPI Win: 223
Average RPI Loss: 143

WON-LOST
RECORD

WINNING
PCT. RANK

LAST 10
GAMES

STRENGTH OF
SCHEDULE

OPP. STRENGTH
OF SCHEDULE

TEAM
RPI

CONF.
RPI

DIV. I ONLY
DIV. I NON-CONF.

16- 10
2- 5

88
256

9- 1
0- 0

227
213

231
116

120
261

19
25

TOTALS

RPI 1-50

RPI 51-100

W-L RECORDS

RPI 101-200

RPI 201+

16- 10

0- 2

2- 2

OVERALL

3- 5

11- 1

10- 1

0- 0

1- 0

HOME

2- 1

7- 0

5- 9

0- 2

1- 2

AWAY

1- 4

3- 1

1- 0

0- 0

0- 0

NEUTRAL

0- 0

1- 0

2- 5

0- 2

0- 1

NON-CONFERENCE

0- 2

2- 0

2- 0

0- 0

0- 0

HOME

0- 0

2- 0

0- 5

0- 2

0- 1

AWAY

0- 2

0- 0

0- 0

0- 0

0- 0

NEUTRAL

0- 0

0- 0

14- 5

0- 0

2- 1

CONFERENCE

3- 3

9- 1

8- 1

0- 0

1- 0

HOME

2- 1

5- 0

5- 4

0- 0

1- 1

AWAY

1- 2

3- 1

1- 0

0- 0

0- 0

NEUTRAL

0- 0

1- 0

RPI 1-50

RPI S Opponent Score
31 A UNC Wilmington 50 79
39 A Wisconsin 54 92

RPI 51-100

RPI S Opponent Score
73 A Winthrop 64 57
73 A Winthrop 50 51
73 H Winthrop 64 50
83 A Minnesota 57 75

RPI 101-200

Team's RPI: 120

RPI S Opponent Score
157 A Birmingham-So. 64 77
157 H Birmingham-So. 69 59
164 A High Point 62 82
164 H High Point 78 60
181 A Jacksonville St. 71 82
193 A Radford 84 75
193 H Radford 69 70
194 A Eastern Ky. 51 60

RPI 201+

RPI S Opponent Score
218 H South Carolina St. 72 57
227 A Charleston So. 71 69
227 H Charleston So. 63 62
227 N Charleston So. 73 67
242 A UNC Asheville 88 70
242 H UNC Asheville 84 72
242 H UNC Asheville 78 62
316 A Liberty 78 61
316 H Liberty 72 60
317 A VMI 77 88
317 H VMI 76 63
331 H Jacksonville 81 66

LAST 10 Division I GAMES:

73 A Winthrop 50 51
227 N Charleston So. 73 67
242 H UNC Asheville 78 62
193 A Radford 84 75
316 A Liberty 78 61

317 H VMI 76 63
157 H Birmingham-So. 69 59
242 A UNC Asheville 88 70
227 A Charleston So. 71 69
164 H High Point 78 60

Non-Div I Games: St. Andrews 84 70 Coker 70 35 Chowan 81 59 Ohio Valley 109 76 Coastal Caro.

Loss, Non-Conf, S Site, H Home A Away N Neutral

Average RPI Win:

246

WON-LOST

WINNING

LAST 10

STRENGTH OF

OPP. STRENGTH

TEAM

CONF.

Average RPI Loss:

155

RECORD

PCT. RANK

GAMES

SCHEDULE

OF SCHEDULE

RPI

RPI

DIV. I ONLY

15- 11

115

6- 4

268

275

189

24

DIV. I NON-CONF.

6- 4

109

1- 0

272

261

162

22

TOTALS

RPI 1-50

RPI 51-100

W-L RECORDS

RPI 101-200

RPI 201+

15- 11

1- 0

0- 4

OVERALL

1- 4

13- 3

9- 5

0- 0

0- 1

HOME

1- 2

8- 2

5- 6

1- 0

0- 3

AWAY

0- 2

4- 1

1- 0

0- 0

0- 0

NEUTRAL

0- 0

1- 0

6- 4

1- 0

0- 2

NON-CONFERENCE

0- 0

5- 2

4- 2

0- 0

0- 0

HOME

0- 0

4- 2

1- 2

1- 0

0- 2

AWAY

0- 0

0- 0

1- 0

0- 0

0- 0

NEUTRAL

0- 0

1- 0

9- 7

0- 0

0- 2

CONFERENCE

1- 4

8- 1

5- 3

0- 0

0- 1

HOME

1- 2

4- 0

4- 4

0- 0

0- 1

AWAY

0- 2

4- 1

0- 0

0- 0

0- 0

NEUTRAL

0- 0

0- 0

RPI 1-50

RPI	S	Opponent	Score
31	A	UNC Wilmington	81 77

RPI 51-100

RPI	S	Opponent	Score
64	A	Louisville	63 78
80	A	Va. Commonwealth	71 76
92	A	Davidson	63 65
92	H	Davidson	70 80

RPI 101-200

Team's RPI: 189

RPI	S	Opponent	Score
160	A	Ga. Southern	68 71
160	H	Ga. Southern	79 91
168	H	Chattanooga	67 53
168	H	Chattanooga	63 65
172	A	Elon	69 76

RPI 201+

RPI	S	Opponent	Score
211	N	Fla. Atlantic	90 73
216	H	Towson	75 86
220	A	Furman	67 65
220	H	Furman	66 53
227	H	Charleston So.	77 82
234	H	Appalachian St.	64 53
238	H	Georgia St.	83 75
243	H	Rider	72 67
264	A	Western Caro.	67 59
279	A	UNC Greensboro	58 72
287	A	Wofford	66 58
287	H	Wofford	69 64
314	H	Longwood	77 53
320	A	Citadel	72 52
320	H	Citadel	77 65
332	H	North Fla.	85 63

LAST 10 Division I GAMES:

168	H	Chattanooga	63 65	160	H	Ga. Southern	79 91
92	A	Davidson	63 65	220	A	Furman	67 65
287	H	Wofford	69 64	172	A	Elon	69 76
238	H	Georgia St.	83 75	234	H	Appalachian St.	64 53
320	A	Citadel	72 52	168	H	Chattanooga	67 53

Col. of Charleston

Col. of Charleston

Non-Div I Games: Lees-McRae

97 47

Fla. Christian 96 42

Col. of Charleston

Loss,
 Non-Conf,
 S Site,
 H Home
A Away
 N Neutral

Average RPI Win: 283
Average RPI Loss: 156

WON-LOST
RECORD

WINNING
PCT. RANK

LAST 10
GAMES

STRENGTH OF
SCHEDULE

OPP. STRENGTH
OF SCHEDULE

TEAM
RPI

CONF.
RPI

DIV. I ONLY
DIV. I NON-CONF.

9- 19
5- 8

268
210

3- 7
0- 0

249
235

242
278

286
238

20
19

TOTALS

RPI 1-50

RPI 51-100

W-L RECORDS

RPI 101-200

RPI 201+

9- 19

0- 5

0- 0

OVERALL

0- 5

9- 9

5- 6

0- 1

0- 0

HOME

0- 2

5- 3

2- 11

0- 3

0- 0

AWAY

0- 2

2- 6

2- 2

0- 1

0- 0

NEUTRAL

0- 1

2- 0

5- 8

0- 3

0- 0

NON-CONFERENCE

0- 0

5- 5

3- 1

0- 0

0- 0

HOME

0- 0

3- 1

0- 6

0- 2

0- 0

AWAY

0- 0

0- 4

2- 1

0- 1

0- 0

NEUTRAL

0- 0

2- 0

4- 11

0- 2

0- 0

CONFERENCE

0- 5

4- 4

2- 5

0- 1

0- 0

HOME

0- 2

2- 2

2- 5

0- 1

0- 0

AWAY

0- 2

2- 2

0- 1

0- 0

0- 0

NEUTRAL

0- 1

0- 0

RPI 1-50

RPI	S	Opponent	Score
12	A	Iowa	51 73
18	A	Syracuse	35 58
26	N	Georgetown	45 61
38	A	Bucknel I	43 62
38	H	Bucknel I	59 68

RPI 51-100

RPI	S	Opponent	Score
-----	---	----------	-------

RPI 101-200

RPI	S	Opponent	Score
110	A	Holy Cross	42 60
110	H	Holy Cross	56 62
149	A	Lehigh	58 67
149	H	Lehigh	45 53
149	N	Lehigh	44 48

RPI 201+

Team's RPI: 286

RPI	S	Opponent	Score
202	H	Princeton	62 39
203	A	American	64 72
203	H	American	66 74
207	A	Cornell	56 69
210	A	Harvard	59 68
211	H	Fla. Atlantic	78 74
248	H	New Hampshire	52 60
260	A	Quinnipiac	59 67
262	A	Lafayette	74 85
262	H	Lafayette	55 63
280	N	Utah Valley St.	55 42
297	N	Mississippi Val.	64 53
299	A	Navy	80 72
299	H	Navy	63 60
310	A	Stony Brook	57 70
311	H	Dartmouth	65 64
322	A	Army	71 58
322	H	Army	60 41

LAST 10 Division I GAMES:

149	N	Lehigh	44 48	203	A	American	64 72
299	A	Navy	80 72	262	H	Lafayette	55 63
110	H	Holy Cross	56 62	38	H	Bucknel I	59 68
299	H	Navy	63 60	322	H	Army	60 41
149	A	Lehigh	58 67	110	A	Holy Cross	42 60

Colgate

Colgate

Non-Div I Games: Hobart

72 47

Colgate

Loss, Non-Conf, S Site, H Home A Away N Neutral

Average RPI Win: 165		WON-LOST	WINNING	LAST 10	STRENGTH OF	OPP. STRENGTH	TEAM	CONF.
Average RPI Loss: 68		RECORD	PCT. RANK	GAMES	SCHEDULE	OF SCHEDULE	RPI	RPI
DIV. I ONLY	20- 10	52	5- 5	114	77	68	5	
DIV. I NON-CONF.	10- 2	18	0- 1	243	250	79	9	
TOTALS	RPI 1-50	RPI 51-100	W-L RECORDS	RPI 101-200	RPI 201+			
20- 10	2- 5	3- 2	OVERALL	10- 3	5- 0			
14- 2	2- 1	1- 1	HOME	7- 0	4- 0			
4- 7	0- 3	2- 1	AWAY	1- 3	1- 0			
2- 1	0- 1	0- 0	NEUTRAL	2- 0	0- 0			
10- 2	1- 0	1- 1	NON-CONFERENCE	3- 1	5- 0			
7- 1	1- 0	0- 1	HOME	2- 0	4- 0			
2- 1	0- 0	1- 0	AWAY	0- 1	1- 0			
1- 0	0- 0	0- 0	NEUTRAL	1- 0	0- 0			
10- 8	1- 5	2- 1	CONFERENCE	7- 2	0- 0			
7- 1	1- 1	1- 0	HOME	5- 0	0- 0			
2- 6	0- 3	1- 1	AWAY	1- 2	0- 0			
1- 1	0- 1	0- 0	NEUTRAL	1- 0	0- 0			
RPI S Opponent	RPI 1-50 Score	RPI S Opponent	Team's RPI: 68 Score	RPI S Opponent	RPI 101-200 Score	RPI S Opponent	RPI 201+ Score	
10 A Texas	64 89	52 H Old Domi ni on	61 79	101 A Nebraska	77 93	278 H Cal Pol y	93 75	
20 H Okl ahoma	84 75	94 A Penn	78 60	101 H Nebraska	81 59	288 A TCU	77 59	
31 H UNC Wi lmi ngton	73 54	95 A Okl ahoma St.	80 78	113 A Kansas St.	60 72	306 H Mercer	117 74	
32 A Kansas	54 75	97 A Iowa St.	79 96	113 H Kansas St.	79 75	311 H Dartmouth	83 65	
32 H Kansas	63 75	97 H Iowa St.	84 82	123 N St. Mary' s (Cal .)	73 54	333 H Savannah St.	116 52	
44 A Texas A&M	58 61			142 H Texas Tech	66 64			
44 N Texas A&M	53 86			147 A Mi ssouri	74 71			
				147 H Mi ssouri	78 60			
				153 A Col orado St.	82 83			
				165 H Utah	76 52			
				166 H UC I rvi ne	96 80			
				174 H Bayl or	81 48			
				174 N Bayl or	65 61			
LAST 10 Div sion I GAMES:								
52 H Old Domi ni on	61 79	147 H Mi ssouri	78 60					
44 N Texas A&M	53 86	101 A Nebraska	77 93					
174 N Bayl or	65 61	113 A Kansas St.	60 72					
97 H Iowa St.	84 82	20 H Okl ahoma	84 75					
32 A Kansas	54 75	142 H Texas Tech	66 64					

Non-Di v I Games:

Col orado

Colorado

Colorado

Average RPI Win: 192

WON-LOST

WINNING

LAST 10

STRENGTH OF

OPP. STRENGTH

TEAM

CONF.

Average RPI Loss: 103

RECORD

PCT. RANK

GAMES

SCHEDULE

OF SCHEDULE

RPI

RPI

DIV. I ONLY

14- 15

169

4- 6

143

110

153

9

DIV. I NON-CONF.

9- 2

23

0- 0

193

165

63

11

TOTALS

RPI 1-50

RPI 51-100

W-L RECORDS

RPI 101-200

RPI 201+

14- 15

0- 0

1- 10

OVERALL

8- 4

5- 1

7- 6

0- 0

1- 4

HOME

3- 2

3- 0

5- 7

0- 0

0- 4

AWAY

4- 2

1- 1

2- 2

0- 0

0- 2

NEUTRAL

1- 0

1- 0

9- 2

0- 0

1- 1

NON-CONFERENCE

5- 1

3- 0

5- 0

0- 0

1- 0

HOME

2- 0

2- 0

3- 1

0- 0

0- 0

AWAY

2- 1

1- 0

1- 1

0- 0

0- 1

NEUTRAL

1- 0

0- 0

5- 13

0- 0

0- 9

CONFERENCE

3- 3

2- 1

2- 6

0- 0

0- 4

HOME

1- 2

1- 0

2- 6

0- 0

0- 4

AWAY

2- 1

0- 1

1- 1

0- 0

0- 1

NEUTRAL

0- 0

1- 0

RPI 1-50

RPI 51-100

RPI 101-200

Team's RPI: 153

RPI 201+

RPI S Opponent Score

RPI S Opponent Score

Score

RPI S Opponent Score

Score

RPI S Opponent Score

Score

55 A Air Force 56 71

105 A Hawai i 67 61

222 H North Dakota St. 79 62

55 H Air Force 59 63

112 H Auburn 77 67

249 H Pepperdi ne 71 56

61 A San Diego St. 75 83

113 A Kansas St. 67 71

288 A TCU 72 85

61 H San Diego St. 81 85

124 A New Mexi co 75 83

288 H TCU 89 74

61 N San Diego St. 52 64

124 H New Mexi co 78 80

288 N TCU 64 60

68 H Colorado 83 82

158 H IUPUI 77 65

328 A Northern Colo. 70 57

71 A Bri gham Young 69 77

165 A Utah 69 61

71 H Bri gham Young 84 86

165 H Utah 84 78

93 A UNLV 57 68

173 A Wyomi ng 80 78

93 H UNLV 72 80

173 H Wyomi ng 67 72

97 N Iowa St. 80 87

175 A Denver 64 58

195 N Western Mi ch. 87 69

LAST 10 Div sion I GAMES:

61 N San Di ego St. 52 64

288 H TCU 89 74

288 N TCU 64 60

93 H UNLV 72 80

55 H Air Force 59 63

165 A Utah 69 61

71 A Bri gham Young 69 77

124 H New Mexi co 78 80

173 A Wyomi ng 80 78

61 H San Di ego St. 81 85

Non-Di v I Games: Arkansas Tech 83 56 UC-Col o. Spgs. 106 80

Colorado St.

Loss, Non-Conf, S Site, H Home A Away N Neutral

Average RPI Win: 238

Average RPI Loss: 204

WON-LOST
RECORDWINNING
PCT. RANKLAST 10
GAMESSTRENGTH OF
SCHEDULEOPP. STRENGTH
OF SCHEDULETEAM
RPICONF.
RPI

DIV. I ONLY

10- 16

246

3- 7

311

270

289

25

DIV. I NON-CONF.

6- 6

151

0- 0

312

291

247

23

TOTALS

RPI 1-50

RPI 51-100

W-L RECORDS

RPI 101-200

RPI 201+

10- 16

0- 0

1- 2

OVERALL

0- 5

9- 9

6- 6

0- 0

1- 0

HOME

0- 2

5- 4

4- 9

0- 0

0- 2

AWAY

0- 2

4- 5

0- 1

0- 0

0- 0

NEUTRAL

0- 1

0- 0

6- 6

0- 0

0- 1

NON-CONFERENCE

0- 3

6- 2

3- 2

0- 0

0- 0

HOME

0- 1

3- 1

3- 3

0- 0

0- 1

AWAY

0- 1

3- 1

0- 1

0- 0

0- 0

NEUTRAL

0- 1

0- 0

4- 10

0- 0

1- 1

CONFERENCE

0- 2

3- 7

3- 4

0- 0

1- 0

HOME

0- 1

2- 3

1- 6

0- 0

0- 1

AWAY

0- 1

1- 4

0- 0

0- 0

0- 0

NEUTRAL

0- 0

0- 0

RPI 1-50

RPI 51-100

RPI 101-200

RPI 201+

Team's RPI: 289

RPI S Opponent Score

RPI S Opponent Score

RPI S Opponent Score

RPI S Opponent Score

90 A Notre Dame 68 75
 94 A Penn 55 87
 94 H Penn 59 57

122 N St. Peter's 54 63
 138 A St. John's (N. Y.) 39 63
 149 H Lehigh 57 65
 197 A Yale 67 74
 197 H Yale 65 71

202 A Princeton 64 68
 202 H Princeton 65 64
 207 A Cornell 58 57
 207 H Cornell 59 81
 210 A Harvard 64 69
 210 H Harvard 59 69
 229 A Wagner 71 83
 244 H Troy 73 71
 248 H New Hampshire 64 61
 261 A Sacred Heart 61 59
 262 H Lafayette 71 67
 274 A Long Island 80 63
 275 A Brown 75 86
 275 H Brown 68 56
 310 A Stony Brook 55 54
 311 A Dartmouth 62 69
 311 H Dartmouth 68 78
 322 H Army 66 67

LAST 10 Division I GAMES:

210 A Harvard 64 69
 311 A Dartmouth 62 69
 197 H Yale 65 71
 275 H Brown 68 56
 202 H Princeton 65 64

94 H Penn 59 57
 275 A Brown 75 86
 197 A Yale 67 74
 311 H Dartmouth 68 78
 210 H Harvard 59 69

Columbia

Columbia

Non-Div I Games: CCNY

82 42

Columbia

Loss, Non-Conf, S Site, H Home A Away N Neutral

Average RPI Win: 111
Average RPI Loss: 19

WON-LOST
RECORD

WINNING
PCT. RANK

LAST 10
GAMES

STRENGTH OF
SCHEDULE

OPP. STRENGTH
OF SCHEDULE

TEAM
RPI

CONF.
RPI

DIV. I ONLY	30- 4	4	8- 2	34	8	4	3
DIV. I NON-CONF.	16- 1	2	3- 1	131	51	14	2

TOTALS	RPI 1-50	RPI 51-100	W-L RECORDS	RPI 101-200	RPI 201+
30- 4	14- 4	4- 0	OVERALL	4- 0	8- 0
16- 0	6- 0	2- 0	HOME	2- 0	6- 0
8- 2	3- 2	2- 0	AWAY	1- 0	2- 0
6- 2	5- 2	0- 0	NEUTRAL	1- 0	0- 0
16- 1	7- 1	0- 0	NON-CONFERENCE	2- 0	7- 0
8- 0	1- 0	0- 0	HOME	1- 0	6- 0
2- 0	1- 0	0- 0	AWAY	0- 0	1- 0
6- 1	5- 1	0- 0	NEUTRAL	1- 0	0- 0
14- 3	7- 3	4- 0	CONFERENCE	2- 0	1- 0
8- 0	5- 0	2- 0	HOME	1- 0	0- 0
6- 2	2- 2	2- 0	AWAY	1- 0	1- 0
0- 1	0- 1	0- 0	NEUTRAL	0- 0	0- 0

RPI S Opponent Score

2 A Villanova 64 69

2 H Villanova 89 75

7 H LSU 67 66

11 N Gonzaga 65 63

13 H Pittsburgh 80 76

15 N George Mason 84 86

18 A Syracuse 88 80

18 H Syracuse 73 50

18 N Syracuse 84 86

21 N Arizona 79 70

24 N Washington 98 92

26 H Georgetown 74 67

28 A West Virginia 81 75

29 N Kentucky 87 83

34 A Indiana 88 80

40 A Marquette 79 94

43 H Cincinnati 70 59

45 N Arkansas 77 68

RPI S Opponent Score

62 A Seton Hall 99 57

64 A Louisville 71 58

64 H Louisville 84 80

90 H Notre Dame 75 74

RPI S Opponent Score

106 A Providence 76 62

116 N Albany (N.Y.) 72 59

128 H Massachusetts 78 60

138 H St. John's (N.Y.) 66 50

RPI S Opponent Score

237 A South Fla. 66 53

248 H New Hampshire 86 44

249 A Pepperdine 75 56

260 H Quinnipiac 111 75

307 H Texas Southern 113 49

310 H Stony Brook 85 52

321 H Morehead St. 129 61

322 H Army 68 54

LAST 10 Division I GAMES:

15 N George Mason 84 86	64 H Louisville 84 80
24 N Washington 98 92	237 A South Fla. 66 53
29 N Kentucky 87 83	2 H Villanova 89 75
116 N Albany (N.Y.) 72 59	90 H Notre Dame 75 74
18 N Syracuse 84 86	28 A West Virginia 81 75

Non-Div I Games:

Connecticut

Loss, Non-Conf, S Site, H Home A Away N Neutral

Average RPI Win: 280

Average RPI Loss: 146

WON-LOST
RECORDWINNING
PCT. RANKLAST 10
GAMESSTRENGTH OF
SCHEDULEOPP. STRENGTH
OF SCHEDULETEAM
RPICONF.
RPI

DIV. I ONLY

12- 18

236

5- 5

203

280

215

30

DIV. I NON-CONF.

0- 11

323

0- 0

9

12

223

29

TOTALS

RPI 1-50

RPI 51-100

W-L RECORDS

RPI 101-200

RPI 201+

12- 18

0- 6

0- 3

OVERALL

0- 2

12- 7

7- 2

0- 0

0- 0

HOME

0- 0

7- 2

5- 12

0- 6

0- 2

AWAY

0- 1

5- 3

0- 4

0- 0

0- 1

NEUTRAL

0- 1

0- 2

0- 11

0- 6

0- 3

NON-CONFERENCE

0- 1

0- 1

0- 0

0- 0

0- 0

HOME

0- 0

0- 0

0- 8

0- 6

0- 2

AWAY

0- 0

0- 0

0- 3

0- 0

0- 1

NEUTRAL

0- 1

0- 1

12- 7

0- 0

0- 0

CONFERENCE

0- 1

12- 6

7- 2

0- 0

0- 0

HOME

0- 0

7- 2

5- 4

0- 0

0- 0

AWAY

0- 1

5- 3

0- 1

0- 0

0- 0

NEUTRAL

0- 0

0- 1

RPI 1-50

RPI	S	Opponent	Score
6	A	UCLA	57 69
13	A	Pittsburgh	51 77
16	A	Illinois	42 61
20	A	Oklahoma	47 57
23	A	Michigan St.	54 78
42	A	Michigan	53 81

RPI 51-100

RPI	S	Opponent	Score
79	A	Clemson	71 102
82	A	Xavier	56 81
99	N	Charlotte	65 82

RPI 101-200

RPI	S	Opponent	Score
114	A	Delaware St.	54 58
149	N	Lehigh	64 65

RPI 201+

Team's RPI: 215

RPI	S	Opponent	Score
218	A	South Carolina St.	68 67
218	H	South Carolina St.	61 63
251	A	Florida A&M	75 70
251	H	Florida A&M	68 57
253	A	Norfolk St.	58 54
253	H	Norfolk St.	75 65
253	N	Norfolk St.	67 79
272	N	Alabama St.	67 68
273	A	Bethune-Cookman	75 65
273	H	Bethune-Cookman	62 63
284	A	Hampton	79 72
284	H	Hampton	72 65
319	A	Md.-East. Shore	60 65
319	H	Md.-East. Shore	79 53
324	A	N.C. A&T	71 78
324	H	N.C. A&T	65 64
325	A	Howard	66 81
325	H	Howard	70 61
329	H	Morgan St.	67 63

LAST 10 Division I GAMES:

253	N	Norfolk St.	67 79	324	H	N.C. A&T	65 64
329	H	Morgan St.	67 63	284	A	Hampton	79 72
319	A	Md.-East. Shore	60 65	253	A	Norfolk St.	58 54
325	A	Howard	66 81	251	H	Florida A&M	68 57
218	H	South Carolina St.	61 63	273	H	Bethune-Cookman	62 63

Coppin St.

Coppin St.

Non-Div I Games:

Coppin St.

Loss,
 Non-Conf, S Site,
 H Home
A Away
 N Neutral

Average RPI Win: 257
Average RPI Loss: 161

WON-LOST
RECORD

WINNING
PCT. RANK

LAST 10
GAMES

STRENGTH OF
SCHEDULE

OPP. STRENGTH
OF SCHEDULE

TEAM
RPI

CONF.
RPI

DIV. I ONLY
DIV. I NON-CONF.

12- 15
4- 9

196
243

6- 4
0- 0

222
195

261
246

207
252

25
23

TOTALS

RPI 1-50

RPI 51-100

W-L RECORDS

RPI 101-200

RPI 201+

12- 15

0- 3

0- 2

OVERALL

2- 4

10- 6

6- 5

0- 0

0- 1

HOME

2- 0

4- 4

5- 10

0- 3

0- 1

AWAY

0- 4

5- 2

1- 0

0- 0

0- 0

NEUTRAL

0- 0

1- 0

4- 9

0- 3

0- 0

NON-CONFERENCE

1- 3

3- 3

3- 1

0- 0

0- 0

HOME

1- 0

2- 1

0- 8

0- 3

0- 0

AWAY

0- 3

0- 2

1- 0

0- 0

0- 0

NEUTRAL

0- 0

1- 0

8- 6

0- 0

0- 2

CONFERENCE

1- 1

7- 3

3- 4

0- 0

0- 1

HOME

1- 0

2- 3

5- 2

0- 0

0- 1

AWAY

0- 1

5- 0

0- 0

0- 0

0- 0

NEUTRAL

0- 0

0- 0

RPI 1-50

RPI 51-100

RPI 101-200

RPI 201+

Team's RPI: 207

RPI S Opponent Score
18 A Syracuse 62 67
24 A Washi ngton 71 87
38 A Bucknel l 39 83

RPI S Opponent Score
94 A Penn 44 84
94 H Penn 56 67

RPI S Opponent Score
116 A Al bany (N. Y.) 59 68
118 A Penn St. 54 66
149 H Lehi gh 57 53
154 A Long Beach St. 65 79
197 A Yal e 65 74
197 H Yal e 68 64

RPI S Opponent Score
202 A Pri nceton 57 49
202 H Pri nceton 68 76
210 A Harvard 71 44
210 H Harvard 79 77
260 H Qui nni pi ac 45 55
262 A Lafayette 43 57
268 A Hartford 71 73
275 A Brown 63 59
275 H Brown 64 69
286 H Col gate 69 56
289 A Col umbi a 81 59
289 H Col umbi a 57 58
311 A Dartmouth 64 60
311 H Dartmouth 63 47
322 H Army 74 39
323 N St. Francis (Pa.) 75 54

LAST 10 Div sion I GAMES:

311 A Dartmouth 64 60
210 A Harvard 71 44
275 H Brown 64 69
197 H Yal e 68 64
94 H Penn 56 67

202 H Pri nceton 68 76
197 A Yal e 65 74
275 A Brown 63 59
210 H Harvard 79 77
311 H Dartmouth 63 47

C
o
r
n
e
l
lC
o
r
n
e
l
l

Non-Di v I Games: Keuka

78 52

Cornell

Loss, Non-Conf, S Site, H Home A Away N Neutral

Average RPI Win: 128

Average RPI Loss: 73

WON-LOST
RECORDWINNING
PCT. RANKLAST 10
GAMESSTRENGTH OF
SCHEDULEOPP. STRENGTH
OF SCHEDULETEAM
RPICONF.
RPI

DIV. I ONLY

20- 10

52

5- 5

55

62

46

6

DIV. I NON-CONF.

8- 3

65

2- 1

74

98

43

5

TOTALS

RPI 1-50

RPI 51-100

W-L RECORDS

RPI 101-200

RPI 201+

20- 10

6- 6

2- 2

OVERALL

9- 1

3- 1

15- 2

4- 1

2- 1

HOME

6- 0

3- 0

5- 7

2- 4

0- 1

AWAY

3- 1

0- 1

0- 1

0- 1

0- 0

NEUTRAL

0- 0

0- 0

8- 3

1- 0

2- 2

NON-CONFERENCE

3- 1

2- 0

7- 1

0- 0

2- 1

HOME

3- 0

2- 0

1- 2

1- 0

0- 1

AWAY

0- 1

0- 0

0- 0

0- 0

0- 0

NEUTRAL

0- 0

0- 0

12- 7

5- 6

0- 0

CONFERENCE

6- 0

1- 1

8- 1

4- 1

0- 0

HOME

3- 0

1- 0

4- 5

1- 4

0- 0

AWAY

3- 0

0- 1

0- 1

0- 1

0- 0

NEUTRAL

0- 0

0- 0

RPI 1-50

Team's RPI: 46

RPI S Opponent Score

15	A	George Mason	72	52
19	A	Wichita St.	61	62
19	H	Wichita St.	57	55
22	A	Missouri St.	54	60
22	H	Missouri St.	78	56
25	A	Bradley	69	86
25	H	Bradley	80	76
25	N	Bradley	47	54
35	A	UNI	55	52
35	H	UNI	63	55
37	A	Southern Ill.	48	62
37	H	Southern Ill.	67	74

RPI 51-100

RPI S Opponent Score

66	H	Akron	71	60
72	H	Miami (Fla.)	52	53
82	H	Xavier	61	59
91	A	DePaul	57	72

RPI 101-200

RPI S Opponent Score

101	H	Nebraska	70	44
129	H	Fresno St.	67	62
161	A	Indiana St.	69	53
161	H	Indiana St.	67	62
168	A	Chattanooga	64	69
176	A	Drake	72	67
176	H	Drake	82	69
184	H	Dayton	91	90
192	A	Evansville	60	56
192	H	Evansville	77	58

RPI 201+

RPI S Opponent Score

235	A	Illinois St.	50	53
235	H	Illinois St.	71	52
253	H	Norfolk St.	63	47
292	H	Ark.-Pine Bluff	87	55

LAST 10 Division I GAMES:

72	H	Miami (Fla.)	52	53	129	H	Fresno St.	67	62
66	H	Akron	71	60	19	A	Wichita St.	61	62
25	N	Bradley	47	54	37	H	Southern Ill.	67	74
22	A	Missouri St.	54	60	192	A	Evansville	60	56
161	H	Indiana St.	67	62	176	A	Drake	72	67

Creighton

Creighton

Non-Div I Games:

Creighton

Loss, Non-Conf, S Site, H Home A Away N Neutral

Average RPI Win:		278	WON-LOST RECORD		WINNING PCT. RANK	LAST 10 GAMES	STRENGTH OF SCHEDULE		OPP. STRENGTH OF SCHEDULE	TEAM RPI	CONF. RPI								
DIV. I ONLY		6- 21	305		4- 6	267	273		311	25									
DIV. I NON-CONF.		2- 11	302		0- 0	278	288		318	23									
<hr/>																			
TOTALS		RPI 1-50	RPI 51-100		W-L RECORDS		RPI 101-200		RPI 201+										
6- 21		0- 2	0- 3		OVERALL		1- 3		5- 13										
4- 6		0- 0	0- 1		HOME		1- 0		3- 5										
2- 12		0- 1	0- 2		AWAY		0- 2		2- 7										
0- 3		0- 1	0- 0		NEUTRAL		0- 1		0- 1										
2- 11		0- 2	0- 1		NON-CONFERENCE		0- 2		2- 6										
1- 2		0- 0	0- 0		HOME		0- 0		1- 2										
1- 6		0- 1	0- 1		AWAY		0- 1		1- 3										
0- 3		0- 1	0- 0		NEUTRAL		0- 1		0- 1										
4- 10		0- 0	0- 2		CONFERENCE		1- 1		3- 7										
3- 4		0- 0	0- 1		HOME		1- 0		2- 3										
1- 6		0- 0	0- 1		AWAY		0- 1		1- 4										
0- 0		0- 0	0- 0		NEUTRAL		0- 0		0- 0										
<hr/>																			
RPI S Opponent		RPI 1-50	Score	RPI S Opponent		RPI 51-100	Score	RPI S Opponent		RPI 101-200	Score	RPI S Opponent		RPI 201+	Team's RPI: 311				
17	A	Boston College	61	80	68	A	Col orado	65	83	124	A	New Mexi co	60	66	202	A	Pri nceton	60	63
30	N	Hofstra	59	74	94	A	Penn	52	68	193	N	Radford	78	85	202	H	Pri nceton	49	52
					94	H	Penn	51	70	197	A	Yal e	55	72	207	A	Cornel I	47	63
										197	H	Yal e	72	64	207	H	Cornel I	60	64
															210	A	Harvard	65	78
															210	H	Harvard	53	65
															212	H	Vermont	46	77
															248	A	New Hampshi re	59	71
															260	A	Qui nni pi ac	77	88
															275	A	Brown	70	73
															275	H	Brown	58	46
															281		N Mai ne	55	64
															286	A	Col gate	64	65
															289	A	Col umbi a	78	68
															289	H	Col umbi a	69	62
															296	H	UC Davi s	66	61
															310	H	Stony Brook	48	51
															322	A	Army	55	42
<hr/>																			
LAST 10 Division I GAMES:																			
207	H	Cornel I	60	64	197	H	Yal e	72	64										
289	H	Col umbi a	69	62	202	H	Pri nceton	49	52										
94	A	Penn	52	68	94	H	Penn	51	70										
202	A	Pri nceton	60	63	289	A	Col umbi a	78	68										
275	H	Brown	58	46	207	A	Cornel I	47	63										

Dartmouth

Dartmouth

Non-Div I Games:

Dartmouth

Average RPI Win: 209		WON-LOST	WINNING	LAST 10	STRENGTH OF	OPP. STRENGTH	TEAM	CONF.
Average RPI Loss: 125		RECORD	PCT. RANK	GAMES	SCHEDULE	OF SCHEDULE	RPI	RPI
DIV. I ONLY	17- 11	92	7- 3	141	192	92	24	
DIV. I NON-CONF.	4- 6	204	0- 1	13	2	87	22	
TOTALS	RPI 1-50	RPI 51-100	W-L RECORDS	RPI 101-200	RPI 201+			
17- 11	1- 4	0- 1	OVERALL	8- 3	8- 3			
11- 1	1- 0	0- 0	HOME	5- 0	5- 1			
4- 9	0- 3	0- 1	AWAY	1- 3	3- 2			
2- 1	0- 1	0- 0	NEUTRAL	2- 0	0- 0			
4- 6	1- 4	0- 1	NON-CONFERENCE	2- 1	1- 0			
4- 0	1- 0	0- 0	HOME	2- 0	1- 0			
0- 5	0- 3	0- 1	AWAY	0- 1	0- 0			
0- 1	0- 1	0- 0	NEUTRAL	0- 0	0- 0			
13- 5	0- 0	0- 0	CONFERENCE	6- 2	7- 3			
7- 1	0- 0	0- 0	HOME	3- 0	4- 1			
4- 4	0- 0	0- 0	AWAY	1- 2	3- 2			
2- 0	0- 0	0- 0	NEUTRAL	2- 0	0- 0			
RPI S Opponent	RPI 1-50 Score	RPI S Opponent	Team's RPI: 92 Score	RPI S Opponent	RPI 101-200 Score	RPI S Opponent	RPI 201+ Score	
1 A Duke	55 84	99 A Charlotte	81 85	128 H Massachusetts	66 63	202 H Princeton	65 50	
9 N Ohio St.	62 70			134 A Ill. -Chicago	67 76	220 A Furman	66 70	
14 A North Carolina	58 82			147 H Missouri	82 73	220 H Furman	77 59	
18 A Syracuse	80 90			160 A Ga. Southern	73 76	234 A Appalachi an St.	102 69	
48 H St. Joseph's	100 94			160 H Ga. Southern	83 58	264 H Western Caro.	70 77	
				168 A Chattanooga	59 65	279 H UNC Greensboro	92 73	
				168 N Chattanooga	80 55	287 A Wofford	71 84	
				172 H El on	79 60	287 H Wofford	80 62	
				172 N El on	65 58	320 A Ci tadel	81 77	
				189 A Col. of	80 70	320 A Ci tadel	79 73	
				Charleston		320 H Ci tadel	85 49	
				189 H Col. of	65 63			
				Charleston				
LAST 10 Div sion I GAMES:								
9 N Ohio St.	62 70	160 A Ga. Southern	73 76					
168 N Chattanooga	80 55	220 H Furman	77 59					
172 N El on	65 58	320 A Ci tadel	81 77					
320 A Ci tadel	79 73	287 A Wofford	71 84					
189 H Col. of Charleston	65 63	279 H UNC Greensboro	92 73					

Non-Div I Games: Catholic 80 56 Clark (Mass.) 108 57 St. Mary's (Md.) 112 59 Davidson

Davidson

Davidson

Dayton

Average RPI Win: 195

Average RPI Loss: 90

WON-LOST RECORD

WINNING PCT. RANK

LAST 10 GAMES

STRENGTH OF SCHEDULE

OPP. STRENGTH OF SCHEDULE

TEAM RPI

CONF. RPI

DIV. I ONLY

13- 17

209

4- 6

138

88

184

11

DIV. I NON-CONF.

7- 6

141

0- 0

207

70

150

8

TOTALS

RPI 1-50

RPI 51-100

W-L RECORDS

RPI 101-200

RPI 201+

13- 17

2- 5

1- 7

OVERALL

3- 4

7- 1

11- 5

1- 0

1- 4

HOME

2- 1

7- 0

2- 9

1- 2

0- 3

AWAY

1- 3

0- 1

0- 3

0- 3

0- 0

NEUTRAL

0- 0

0- 0

7- 6

1- 3

0- 3

NON-CONFERENCE

1- 0

5- 0

6- 2

0- 0

0- 2

HOME

1- 0

5- 0

1- 2

1- 1

0- 1

AWAY

0- 0

0- 0

0- 2

0- 2

0- 0

NEUTRAL

0- 0

0- 0

6- 11

1- 2

1- 4

CONFERENCE

2- 4

2- 1

5- 3

1- 0

1- 2

HOME

1- 1

2- 0

1- 7

0- 1

0- 2

AWAY

1- 3

0- 1

0- 1

0- 1

0- 0

NEUTRAL

0- 0

0- 0

RPI 1-50

RPI 51-100

RPI 101-200

Team's RPI: 184

RPI 201+

RPI S Opponent Score

RPI S Opponent Score

RPI S Opponent Score

RPI S Opponent Score

33 A George Washi ngton 67 81

69 H Vanderbil t 60 63

103 A St. Loui s 72 70

205 A Ri chmond 50 58

35 N UNI 67 74

81 H Temple 51 53

103 H St. Loui s 46 44

249 H Pepperdi ne 63 45

43 A Ci nci nnati 75 66

82 A Xavi er 55 60

104 A La Salle 71 74

251 H Fl ori da A&M 73 48

43 N Ci nci nnati 63 81

82 H Xavi er 66 62

128 A Massachusett s 47 66

282 H Grambl ing 59 55

46 A Creigh ton 90 91

85 A Mi ami (Ohi o) 42 58

133 A Fordham 56 66

290 H St. Bonaventure 78 58

48 H St. Joseph' s 77 69

91 H DePaul 54 61

136 H Tennessee Tech 81 60

308 H Duquesne 85 63

48 N St. Joseph' s 55 67

99 A Charl otte 49 62

152 H Rhode Isl and 56 65

315 H Central Mi ch. 61 36

99 H Charl otte 65 73

321 H Morehead St. 67 41

LAST 10 Div

ision I GAMES:

48 N St. Joseph' s 55 67

104 A La Salle 71 74

152 H Rhode Isl and 56 65

103 H St. Loui s 46 44

103 A St. Loui s 72 70

33 A George Washi ngton 67 81

128 A Massachusett s 47 66

99 A Charl otte 49 62

82 H Xavi er 66 62

48 H St. Joseph' s 77 69

Non-Di v I Games: Ark. -Monti cell o 63 46

Dayton

Loss,

Non-Conf,S Site,

H Home

A Away

N Neutral

Page 64

Non-Div I Games: Ark.-Monticello 63 46

Dayton

Through Games Of Final 2006									
DePaul		WON-LOST RECORD	WINNING PCT. RANK	LAST 10 GAMES	STRENGTH OF SCHEDULE	OPP. STRENGTH OF SCHEDULE	TEAM RPI	CONF. RPI	
Average RPI Win:	112								
Average RPI Loss:	56								
DIV. I ONLY		12- 15	196	4- 6	27	2	91	3	
DIV. I NON-CONF.		7- 4	91	0- 0	22	29	38	2	

TOTALS		RPI 1-50		RPI 51-100	W-L RECORDS	RPI 101-200		RPI 201+	
12- 15		3- 8		4- 4	OVERALL	3- 3		2- 0	
7- 7		3- 5		2- 1	HOME	1- 1		1- 0	
4- 8		0- 3		1- 3	AWAY	2- 2		1- 0	
1- 0		0- 0		1- 0	NEUTRAL	0- 0		0- 0	
7- 4		2- 2		2- 1	NON-CONFERENCE	2- 1		1- 0	
4- 2		2- 2		0- 0	HOME	1- 0		1- 0	
2- 2		0- 0		1- 1	AWAY	1- 1		0- 0	
1- 0		0- 0		1- 0	NEUTRAL	0- 0		0- 0	
5- 11		1- 6		2- 3	CONFERENCE	1- 2		1- 0	
3- 5		1- 3		2- 1	HOME	0- 1		0- 0	
2- 6		0- 3		0- 2	AWAY	1- 1		1- 0	
0- 0		0- 0		0- 0	NEUTRAL	0- 0		0- 0	

RPI 1-50		RPI 51-100		Team's RPI: 91	RPI 101-200		RPI 201+		
RPI S	Opponent	Score	RPI S	Opponent	Score	RPI S	Opponent	Score	RPI S Opponent Score
2 H	Villanova	51 61	52 A	Old Domini on	43 87	106 A	Provi dence	75 76	237 A South Fla. 80 66
13 A	Pittsburgh	65 73	56 N	Cal i forni a	68 65	106 H	Provi dence	60 61	277 H Flori da Int'l 72 60
18 H	Syracuse	108 69	62 H	Seton Hall	67 64	109 H	Northwestern	59 49	
25 H	Bradley	60 75	64 A	Loui sville	53 65	126 A	Northern Ill.	68 77	
26 H	Georgetown	44 64	76 H	Rutgers	68 78	138 A	St. John's (N.Y.)	52 48	
38 H	Bucknel l	52 57	89 A	Wake Forest	84 81	184 A	Dayton	61 54	
40 A	Marquette	47 62	90 A	Notre Dame	61 66				
40 H	Marquette	79 82	90 H	Notre Dame	73 67				
41 H	UAB	70 66							
43 A	Cincinnati	60 82							
46 H	Creighton	72 57							

LAST 10 Division I GAMES:									
90 A	Notre Dame	61 66	2 H	Villanova	51 61				
18 H	Syracuse	108 69	106 H	Provi dence	60 61				
62 H	Seton Hall	67 64	237 A	South Fla.	80 66				
64 A	Loui sville	53 65	26 H	Georgetown	44 64				
138 A	St. John's (N.Y.)	52 48	40 A	Marquette	47 62				

DePaul

DePaul

Non-Div I Games:

DePaul

Loss, Non-Conf, S Site, H Home A Away N Neutral

Page 65

Non-Di v I Games:

DePaul

Average RPI Win:	228	WON-LOST	WINNING	LAST 10	STRENGTH OF	OPP. STRENGTH	TEAM	CONF.
Average RPI Loss:	118	RECORD	PCT. RANK	GAMES	SCHEDULE	OF SCHEDULE	RPI	RPI

DIV. I ONLY	9- 21	281	3- 7	134	144	236	8
DIV. I NON-CONF.	4- 6	204	0- 1	269	318	263	12

TOTALS	RPI 1-50	RPI 51-100	W-L RECORDS	RPI 101-200	RPI 201+
9- 21	0- 7	0- 5	OVERALL	3- 3	6- 6
4- 8	0- 3	0- 3	HOME	2- 1	2- 1
2- 12	0- 3	0- 2	AWAY	0- 2	2- 5
3- 1	0- 1	0- 0	NEUTRAL	1- 0	2- 0
4- 6	0- 0	0- 1	NON-CONFERENCE	1- 2	3- 3
2- 1	0- 0	0- 0	HOME	1- 1	1- 0
0- 5	0- 0	0- 1	AWAY	0- 1	0- 3
2- 0	0- 0	0- 0	NEUTRAL	0- 0	2- 0
5- 15	0- 7	0- 4	CONFERENCE	2- 1	3- 3
2- 7	0- 3	0- 3	HOME	1- 0	1- 1
2- 7	0- 3	0- 1	AWAY	0- 1	2- 2
1- 1	0- 1	0- 0	NEUTRAL	1- 0	0- 0

RPI S	RPI 1-50	Opponent	Score
15	A	George Mason	56 70
15	H	George Mason	52 57
30	A	Hofstra	65 79
30	H	Hofstra	62 77
31	A	UNC Wi l m i n g t o n	54 70
31	H	UNC Wi l m i n g t o n	58 71
31	N	UNC Wi l m i n g t o n	56 69

RPI S	RPI 51-100	Opponent	Score
51	A	North Carolina St.	57 73
52	H	Ol d Dom i n i o n	53 69
80	H	Va. Commonweal th	52 56
88	A	Northeastern	71 73
88	H	Northeastern	66 80

RPI S	RPI 101-200	Opponent	Score
102	A	Marist	48 64
125	A	Drexel	44 55
125	H	Drexel	75 68
125	N	Drexel	52 49
163	H	Central Conn. St.	79 73
169	H	Loyol a (Md.)	86 99

RPI S	RPI 201+	Opponent	Team's RPI: 236	Score
216	A	Towson	76	61
216	H	Towson	92	96
238	A	Georgi a St.	72	99
243	A	Ri der	84	89
245	A	Cleveland St.	40	52
263	A	William & Mary	57	52
267	N	Stetson	67	64
279	H	UNC Greensboro	89	77
295	A	James Madi son	64	74
295	H	James Madi son	95	68
297	A	UMBC	84	85
320	N	Ci tadel	77	57

LAST 10 Div s i o n I GAMES:

31	N	UNC Wi l m i n g t o n	56	69	263	A	William & Mary	57	52
125	N	Drexel	52	49	125	H	Drexel	75	68
52	H	Ol d Dom i n i o n	53	69	31	A	UNC Wi l m i n g t o n	54	70
88	H	Northeastern	66	80	295	A	James Madi son	64	74
245	A	Cleveland St.	40	52	30	H	Hofstra	62	77

Non-Di v I Games:

Delaware

Loss,
Non-Conf, S Site,
H Home
A Away
N Neutral

Average RPI Win: 260
Average RPI Loss: 107

WON-LOST
RECORD

WINNING
PCT. RANK

LAST 10
GAMES

STRENGTH OF
SCHEDULE

OPP. STRENGTH
OF SCHEDULE

TEAM
RPI

CONF.
RPI

DIV. I ONLY

21- 14

98

7- 3

191

272

114

30

DIV. I NON-CONF.

3- 11

283

1- 1

11

13

155

29

TOTALS

RPI 1-50

RPI 51-100

W-L RECORDS

RPI 101-200

RPI 201+

21- 14

0- 5

1- 3

OVERALL

2- 3

18- 3

9- 1

0- 0

0- 0

HOME

0- 1

9- 0

10- 10

0- 4

1- 3

AWAY

2- 1

7- 2

2- 3

0- 1

0- 0

NEUTRAL

0- 1

2- 1

3- 11

0- 5

1- 3

NON-CONFERENCE

2- 3

0- 0

0- 1

0- 0

0- 0

HOME

0- 1

0- 0

3- 8

0- 4

1- 3

AWAY

2- 1

0- 0

0- 2

0- 1

0- 0

NEUTRAL

0- 1

0- 0

18- 3

0- 0

0- 0

CONFERENCE

0- 0

18- 3

9- 0

0- 0

0- 0

HOME

0- 0

9- 0

7- 2

0- 0

0- 0

AWAY

0- 0

7- 2

2- 1

0- 0

0- 0

NEUTRAL

0- 0

2- 1

RPI 1-50

RPI	S	Opponent	Score
6	A	UCLA	37 56
19	N	Wichita St.	44 62
25	A	Bradley	46 68
40	A	Marquette	48 60
42	A	Michigan	49 69

RPI 51-100

RPI	S	Opponent	Score
53	A	Kent St.	65 56
60	A	Maryland	54 68
64	A	Louisville	54 71
76	A	Rutgers	42 49

RPI 101-200

Team's RPI: 114

RPI	S	Opponent	Score
109	A	Northwestern	54 61
131	H	Buffalo	51 56
132	A	Northern Ariz.	58 53
155	N	Austin Peay	51 57
181	A	Jacksonville St.	73 62

RPI 201+

RPI	S	Opponent	Score
215	H	Coppin St.	58 54
218	A	South Carolina St.	51 63
218	H	South Carolina St.	66 60
218	N	South Carolina St.	63 51
251	A	Florida A&M	61 58
251	H	Florida A&M	61 50
253	A	Norfolk St.	57 54
253	H	Norfolk St.	59 50
273	A	Bethune-Cookman	71 72
273	H	Bethune-Cookman	68 58
284	A	Hampton	61 58
284	H	Hampton	88 77
284	N	Hampton	56 60
319	A	Md. -East. Shore	70 67
319	H	Md. -East. Shore	64 48
324	A	N. C. A&T	48 45
324	H	N. C. A&T	56 52
325	A	Howard	60 46
325	H	Howard	59 50
325	N	Howard	59 47
329	A	Morgan St.	52 43

LAST 10 Division I GAMES:

64	A	Louisville	54 71	329	A	Morgan St.	52 43
132	A	Northern Ariz.	58 53	273	A	Bethune-Cookman	71 72
284	N	Hampton	56 60	251	A	Florida A&M	61 58
218	N	South Carolina St.	63 51	253	H	Norfolk St.	59 50
325	N	Howard	59 47	284	H	Hampton	88 77

Non-Div I Games:

Delaware St.

Loss, Non-Conf, S Site, H Home A Away N Neutral

Average RPI Win: 203		WON-LOST	WINNING	LAST 10	STRENGTH OF	OPP. STRENGTH	TEAM	CONF.
Average RPI Loss: 175		RECORD	PCT. RANK	GAMES	SCHEDULE	OF SCHEDULE	RPI	RPI
DIV. I ONLY	16- 15	154	4- 6	247	194	175	18	
DIV. I NON-CONF.	8- 6	127	1- 0	306	259	199	16	
TOTALS	RPI 1-50	RPI 51-100	W-L RECORDS	RPI 101-200	RPI 201+			
16- 15	0- 0	1- 4	OVERALL	6- 3	9- 8			
10- 2	0- 0	1- 1	HOME	3- 1	6- 0			
3- 12	0- 0	0- 2	AWAY	2- 2	1- 8			
3- 1	0- 0	0- 1	NEUTRAL	1- 0	2- 0			
8- 6	0- 0	0- 1	NON-CONFERENCE	3- 2	5- 3			
4- 1	0- 0	0- 0	HOME	2- 1	2- 0			
1- 5	0- 0	0- 1	AWAY	0- 1	1- 3			
3- 0	0- 0	0- 0	NEUTRAL	1- 0	2- 0			
8- 9	0- 0	1- 3	CONFERENCE	3- 1	4- 5			
6- 1	0- 0	1- 1	HOME	1- 0	4- 0			
2- 7	0- 0	0- 1	AWAY	2- 1	0- 5			
0- 1	0- 0	0- 1	NEUTRAL	0- 0	0- 0			
RPI S	RPI 1-50 Opponent Score	RPI S	RPI 51-100 Opponent Score	RPI S	RPI 101-200 Opponent Score	Team's RPI: 175	RPI S	RPI 201+ Opponent Score
		58 H Western Ky.	70 71	117 A Middle Tenn.	72 62		204 A North Texas	70 72
		65 A South Ala.	65 74	117 A Middle Tenn.	58 57		204 H North Texas	79 73
		65 H South Ala.	69 60	132 H Northern Ariz.	78 63		222 A North Dakota St.	66 79
		65 N South Ala.	65 75	134 N Ill. -Chicago	52 48		222 A Ark. -Little Rock	52 62
		84 A Stanford	49 71	143 A La. -Lafayette	38 49		231 A Arkansas St.	61 72
				143 H La. -Lafayette	75 63		241 A Montana St.	76 84
				153 H Colorado St.	58 64		241 H Montana St.	69 66
				156 A Sacramento St.	65 79		244 A Troy	68 79
				173 H Wyomi ng	69 64		244 H Troy	69 61
							246 N Southern Miss.	44 30
							250 N Kennesaw St.	80 66
							255 A New Orleans	54 64
							255 H New Orleans	67 48
							276 A South Dakota St.	78 81
							277 H Florida Int'l	80 55
							328 A Northern Colo.	79 73
							328 H Northern Colo.	85 80
		LAST 10 Division I GAMES:						
		65 N South Ala.	65 75	328 H Northern Colo.	85 80			
		117 A Middle Tenn.	58 57	117 A Middle Tenn.	72 62			
		244 A Troy	68 79	58 H Western Ky.	70 71			
		65 A South Ala.	65 74	143 A La. -Lafayette	38 49			
		204 H North Texas	79 73	255 A New Orleans	54 64			

Non-Div I Games:

Denver

Loss, Non-Conf, S Site, H Home A Away N Neutral

Average RPI Win: 209		WON-LOST	WINNING	LAST 10	STRENGTH OF	OPP. STRENGTH	TEAM	CONF.
Average RPI Loss: 113		RECORD	PCT. RANK	GAMES	SCHEDULE	OF SCHEDULE	RPI	RPI
DIV. I ONLY	14- 16	179	6- 4	181	140	171	15	
DIV. I NON-CONF.	5- 7	198	1- 0	169	85	173	15	
TOTALS	RPI 1-50	RPI 51-100	W-L RECORDS	RPI 101-200	RPI 201+			
14- 16	0- 4	1- 4	OVERALL	6- 7	7- 1			
12- 1	0- 1	1- 0	HOME	6- 0	5- 0			
2- 13	0- 3	0- 4	AWAY	0- 5	2- 1			
0- 2	0- 0	0- 0	NEUTRAL	0- 2	0- 0			
5- 7	0- 2	0- 3	NON-CONFERENCE	2- 2	3- 0			
4- 0	0- 0	0- 0	HOME	2- 0	2- 0			
1- 6	0- 2	0- 3	AWAY	0- 1	1- 0			
0- 1	0- 0	0- 0	NEUTRAL	0- 1	0- 0			
9- 9	0- 2	1- 1	CONFERENCE	4- 5	4- 1			
8- 1	0- 1	1- 0	HOME	4- 0	3- 0			
1- 7	0- 1	0- 1	AWAY	0- 4	1- 1			
0- 1	0- 0	0- 0	NEUTRAL	0- 1	0- 0			
RPI S Opponent Score	RPI 1-50	RPI S Opponent Score	RPI 51-100	RPI S Opponent Score	RPI 101-200 Team's RPI: 171	RPI S Opponent Score	RPI 201+	
22 A Missouri St. 71 85		64 A Louisville 48 56		131 N Buffalo 60 66		225 H Chicago St. 68 65		
36 A South Carolina 35 65		78 A Butler 52 64		134 A Ill. -Chicago 57 63		245 A Cleveland St. 53 59		
47 A Wis. -Milwaukee 57 76		78 H Butler 73 71		134 H Ill. -Chicago 76 65		245 H Cleveland St. 84 73		
47 H Wis. -Milwaukee 71 72		95 A Oklahoma St. 56 90		137 A Loyola (Ill.) 63 68		245 H Cleveland St. 92 58		
		96 A Ohio 55 56		137 H Loyola (Ill.) 73 67		252 H Canisius 69 68		
				137 N Loyola (Ill.) 55 64		303 A Youngstown St. 65 54		
				145 H Toledo 65 63		303 H Youngstown St. 68 63		
				176 A Drake 61 69		305 A Eastern Mich. 64 60		
				178 A Wright St. 58 69				
				178 H Wright St. 70 66				
				186 A Wis. -Green Bay 42 45				
				186 H Wis. -Green Bay 60 57				
				195 H Western Mich. 77 74				
		LAST 10 Division I GAMES:						
		137 N Loyola (Ill.) 55 64		303 A Youngstown St. 65 54				
		245 H Cleveland St. 92 58		178 H Wright St. 70 66				
		78 H Butler 73 71		134 A Ill. -Chicago 57 63				
		47 A Wis. -Milwaukee 57 76		245 H Cleveland St. 84 73				
		145 H Toledo 65 63		186 A Wis. -Green Bay 42 45				

Non-Div I Games: Rochester College 80 61

Shawnee St. 56 51

Detroit

Detroit

Detroit

Average RPI Win: 203
Average RPI Loss: 67

WON-LOST
RECORD

WINNING
PCT. RANK

LAST 10
GAMES

STRENGTH OF
SCHEDULE

OPP. STRENGTH
OF SCHEDULE

TEAM
RPI

CONF.
RPI

DIV. I ONLY
DIV. I NON-CONF.

10- 19
5- 5

262
151

1- 9
0- 1

81
149

73
171

176
149

6
5

TOTALS

RPI 1-50

RPI 51-100

W-L RECORDS

RPI 101-200

RPI 201+

10- 19 1- 13

0- 2

OVERALL

4- 3

5- 1

6- 8 1- 5

0- 2

HOME

2- 1

3- 0

3- 9 0- 7

0- 0

AWAY

2- 1

1- 1

1- 2 0- 1

0- 0

NEUTRAL

0- 1

1- 0

5- 5 0- 2

0- 2

NON-CONFERENCE

1- 1

4- 0

3- 2 0- 0

0- 2

HOME

1- 0

2- 0

1- 2 0- 1

0- 0

AWAY

0- 1

1- 0

1- 1 0- 1

0- 0

NEUTRAL

0- 0

1- 0

5- 14 1- 11

0- 0

CONFERENCE

3- 2

1- 1

3- 6 1- 5

0- 0

HOME

1- 1

1- 0

2- 7 0- 6

0- 0

AWAY

2- 0

0- 1

0- 1 0- 0

0- 0

NEUTRAL

0- 1

0- 0

RPI 1-50

RPI 51-100

RPI 101-200

Team's RPI: 176

RPI 201+

RPI	S	Opponent	Score
12	A	Iowa	60 65
17	N	Boston College	84 87
19	A	Wichita St.	62 85
19	H	Wichita St.	58 60
22	A	Missouri St.	59 84
22	H	Missouri St.	79 85
25	A	Bradley	66 86
25	H	Bradley	75 73
35	A	UNI	72 91
35	H	UNI	49 51
37	A	Southern Ill.	50 64
37	H	Southern Ill.	46 47
46	A	Creighton	69 82
46	H	Creighton	67 72

RPI	S	Opponent	Score
57	H	Montana	72 78
97	H	Iowa St.	74 89

RPI	S	Opponent	Score
161	A	Indiana St.	77 68
161	H	Indiana St.	76 59
161	N	Indiana St.	63 72
166	A	UC Irvine	67 70
171	H	Detroit	69 61
192	A	Evansville	79 68
192	H	Evansville	68 69

RPI	S	Opponent	Score
222	H	North Dakota St.	69 68
235	A	Illinois St.	56 58
235	H	Illinois St.	45 41
271	A	San Jose St.	82 64
288	N	TCU	86 79
304	H	Southern Utah	73 60

LAST 10 Division I GAMES:

161	N	Indiana St.	63 72	192	H	Evansville	68 69
25	A	Bradley	66 86	235	H	Illinois St.	45 41
19	H	Wichita St.	58 60	46	H	Creighton	67 72
166	A	UC Irvine	67 70	22	A	Missouri St.	59 84
235	A	Illinois St.	56 58	35	H	UNI	49 51

Non-Div I Games: Cornell College 102 62 Shawnee St. 85 36

Drake

Loss, Non-Conf, S Site, H Home A Away N Neutral

Average RPI Win: 197

Average RPI Loss: 81

WON-LOST
RECORDWINNING
PCT. RANKLAST 10
GAMESSTRENGTH OF
SCHEDULEOPP. STRENGTH
OF SCHEDULETEAM
RPICONF.
RPI

DIV. I ONLY

15- 16

168

3- 7

78

107

125

8

DIV. I NON-CONF.

7- 5

113

1- 0

34

90

71

12

TOTALS

RPI 1-50

RPI 51-100

W-L RECORDS

RPI 101-200

RPI 201+

15- 16

0- 8

2- 4

OVERALL

3- 1

10- 3

11- 3

0- 3

2- 0

HOME

1- 0

8- 0

4- 9

0- 3

0- 4

AWAY

2- 0

2- 2

0- 4

0- 2

0- 0

NEUTRAL

0- 1

0- 1

7- 5

0- 3

0- 1

NON-CONFERENCE

3- 1

4- 0

4- 1

0- 1

0- 0

HOME

1- 0

3- 0

3- 1

0- 0

0- 1

AWAY

2- 0

1- 0

0- 3

0- 2

0- 0

NEUTRAL

0- 1

0- 0

8- 11

0- 5

2- 3

CONFERENCE

0- 0

6- 3

7- 2

0- 2

2- 0

HOME

0- 0

5- 0

1- 8

0- 3

0- 3

AWAY

0- 0

1- 2

0- 1

0- 0

0- 0

NEUTRAL

0- 0

0- 1

RPI 1-50

RPI 51-100

RPI 101-200

Team's RPI: 125

RPI 201+

RPI	S	Opponent	Score
1	N	Duke	68 78
6	N	UCLA	56 57
15	A	George Mason	48 67
30	A	Hofstra	68 70
30	H	Hofstra	75 76
31	A	UNC Wi l m i n g t o n	58 65
31	H	UNC Wi l m i n g t o n	60 66
48	H	St. Joseph' s	59 69

RPI	S	Opponent	Score
52	A	Ol d Domi ni on	67 74
52	H	Ol d Domi ni on	61 42
80	A	Va. Commonweal th	60 62
88	A	Northeastern	60 63
88	H	Northeastern	83 47
94	A	Penn	60 68

RPI	S	Opponent	Score
104	N	La Salle	50 62
111	H	Sam Houston St.	72 61
135	A	Monmouth	53 49
141	A	Fai r l e i g h Di c k i n s o n	54 49

RPI	S	Opponent	Score
202	A	Pr i n c e t o n	54 41
212	H	Vermont	56 42
216	A	Towson	80 84
216	H	Towson	69 61
236	A	Del aware	68 75
236	H	Del aware	55 44
236	N	Del aware	49 52
238	H	Georgi a St.	73 57
243	H	Ri d e r	72 60
254	H	Ball St.	56 51
263	A	William & Mary	57 46
263	H	William & Mary	61 56
295	H	James Madi son	68 57

LAST 10 Div i s i o n I GAMES:

236	N	Del aware	49 52	236	A	Del aware	68 75
30	A	Hofstra	68 70	88	H	Northeastern	83 47
263	H	William & Mary	61 56	216	A	Towson	80 84
212	H	Vermont	56 42	31	A	UNC Wi l m i n g t o n	58 65
15	A	George Mason	48 67	30	H	Hofstra	75 76

D
r
e
x
e
lD
r
e
x
e
l

Non-Di v I Games:

Drexel

■ Loss,
 ■ Non-Conf,
 ■ S Site,
 ■ H Home
 ■ A Away
 N Neutral

Average RPI Win: 89		WON-LOST	WINNING	LAST 10	STRENGTH OF	OPP. STRENGTH	TEAM	CONF.
Average RPI Loss: 29		RECORD	PCT. RANK	GAMES	SCHEDULE	OF SCHEDULE	RPI	RPI
DIV. I ONLY	32- 4	3	7- 3	1	27	1	4	
DIV. I NON-CONF.	15- 2	8	3- 1	5	38	2	4	
TOTALS	RPI 1-50	RPI 51-100	W-L RECORDS	RPI 101-200	RPI 201+			
32- 4	8- 3	15- 1	OVERALL	7- 0	2- 0			
14- 1	1- 1	9- 0	HOME	3- 0	1- 0			
10- 2	3- 1	4- 1	AWAY	2- 0	1- 0			
8- 1	4- 1	2- 0	NEUTRAL	2- 0	0- 0			
15- 2	5- 2	4- 0	NON-CONFERENCE	4- 0	2- 0			
7- 0	1- 0	3- 0	HOME	2- 0	1- 0			
3- 1	1- 1	1- 0	AWAY	0- 0	1- 0			
5- 1	3- 1	0- 0	NEUTRAL	2- 0	0- 0			
17- 2	3- 1	11- 1	CONFERENCE	3- 0	0- 0			
7- 1	0- 1	6- 0	HOME	1- 0	0- 0			
7- 1	2- 0	3- 1	AWAY	2- 0	0- 0			
3- 0	1- 0	2- 0	NEUTRAL	0- 0	0- 0			
RPI S Opponent Score	RPI 1-50 Team's RPI: 1	RPI S Opponent Score	RPI 51-100	RPI S Opponent Score	RPI 101-200	RPI S Opponent Score	RPI 201+	
3 N Memphis 70 67		51 H North Carolina St. 81 68		125 N Drexel 78 68		209 H Boston U. 64 47		
7 N LSU 54 62		60 A Maryland 96 88		130 N Southern U. 70 54		279 A UNC Greensboro 102 69		
10 N Texas 97 66		60 H Maryland 76 52		138 H St. John's (N.Y.) 70 57				
14 A North Carolina 87 83		62 H Seton Hall 93 40		148 A Virginia Tech 80 67				
14 H North Carolina 76 83		70 A Florida St. 74 79		148 H Virginia Tech 77 75				
17 A Boston College 83 81		70 H Florida St. 97 96		162 A Georgia Tech 73 66				
17 N Boston College 78 76		72 H Miami (Fla.) 92 71		182 H Valparaiso 104 77				
26 A Georgetown 84 87		72 N Miami (Fla.) 80 76						
33 N George Washington 74 61		79 A Clemson 87 77						
34 A Indiana 75 67		81 A Temple 74 66						
38 H Bucknell 84 50		86 H Virginia 82 63						
		89 A Wake Forest 82 64						
		89 H Wake Forest 93 70						
		89 N Wake Forest 78 66						
		92 H Davidson 84 55						
		94 H Penn 72 59						
		LAST 10 Division I GAMES:						
		7 N LSU 54 62		72 N Miami (Fla.) 80 76				
		33 N George Washington 74 61		14 H North Carolina 76 83				
		130 N Southern U. 70 54		70 A Florida St. 74 79				
		17 N Boston College 78 76		81 A Temple 74 66				
		89 N Wake Forest 78 66		162 A Georgia Tech 73 66				

Non-Div I Games:

Duke

Average RPI Win: 275
Average RPI Loss: 140

WON-LOST
RECORD

WINNING
PCT. RANK

LAST 10
GAMES

STRENGTH OF
SCHEDULE

OPP. STRENGTH
OF SCHEDULE

TEAM
RPI

CONF.
RPI

DIV. I ONLY	3- 24	325	1- 9	159	165	308	11
DIV. I NON-CONF.	2- 9	292	0- 0	201	287	298	8

TOTALS	RPI 1-50	RPI 51-100	W-L RECORDS	RPI 101-200	RPI 201+
3- 24	0- 5	0- 4	OVERALL	0- 8	3- 7
2- 13	0- 4	0- 0	HOME	0- 4	2- 5
1- 11	0- 1	0- 4	AWAY	0- 4	1- 2
0- 0	0- 0	0- 0	NEUTRAL	0- 0	0- 0
2- 9	0- 3	0- 1	NON-CONFERENCE	0- 0	2- 5
2- 5	0- 2	0- 0	HOME	0- 0	2- 3
0- 4	0- 1	0- 1	AWAY	0- 0	0- 2
0- 0	0- 0	0- 0	NEUTRAL	0- 0	0- 0
1- 15	0- 2	0- 3	CONFERENCE	0- 8	1- 2
0- 8	0- 2	0- 0	HOME	0- 4	0- 2
1- 7	0- 0	0- 3	AWAY	0- 4	1- 0
0- 0	0- 0	0- 0	NEUTRAL	0- 0	0- 0

RPI S Opponent Score

13 H Pittsburgh 60 71

17 H Boston College 69 81

28 A West Virginia 66 86

33 H George Washington 78 94

48 H St. Joseph's 63 79

RPI S Opponent Score

66 A Akron 61 79

81 A Temple 52 76

82 A Xavier 70 91

99 A Charlotte 71 77

RPI S Opponent Score

103 H St. Louis 57 70

104 A La Salle 61 84

104 H La Salle 66 75

128 H Massachusetts 63 82

133 A Fordham 63 90

133 H Fordham 81 90

152 A Rhode Island 69 79

184 A Dayton 63 85

RPI S Opponent Score Team's RPI: 308

205 H Richmond 48 62

214 H Robert Morris 73 58

234 H Appalachian St. 68 71

244 H Troy 72 78

285 A Oakland 53 77

290 A St. Bonaventure 86 82

290 H St. Bonaventure 76 77

292 H Ark. - Pine Bluff 56 64

303 A Youngstown St. 51 72

320 H Citadel 90 61

LAST 10 Division I GAMES:

48 H St. Joseph's 63 79	81 A Temple 52 76
99 A Charlotte 71 77	152 A Rhode Island 69 79
290 H St. Bonaventure 76 77	133 H Fordham 81 90
82 A Xavier 70 91	104 H La Salle 66 75
103 H St. Louis 57 70	290 A St. Bonaventure 86 82

Duquesne

Duquesne

Non-Div I Games:

Duquesne

Loss, Non-Conf, S Site, H Home A Away N Neutral

Average RPI Win:	228	WON-LOST	WINNING	LAST 10	STRENGTH OF	OPP. STRENGTH	TEAM	CONF.
Average RPI Loss:	160	RECORD	PCT. RANK	GAMES	SCHEDULE	OF SCHEDULE	RPI	RPI

DIV. I ONLY	6- 20	304	2- 8	202	176	300	14
DIV. I NON-CONF.	4- 7	217	0- 0	188	281	228	13

TOTALS	RPI 1-50	RPI 51-100	W-L RECORDS	RPI 101-200	RPI 201+
6- 20	1- 3	0- 4	OVERALL	0- 5	5- 8
5- 8	1- 2	0- 0	HOME	0- 2	4- 4
1- 11	0- 1	0- 4	AWAY	0- 2	1- 4
0- 1	0- 0	0- 0	NEUTRAL	0- 1	0- 0
4- 7	1- 0	0- 3	NON-CONFERENCE	0- 2	3- 2
3- 3	1- 0	0- 0	HOME	0- 1	2- 2
1- 4	0- 0	0- 3	AWAY	0- 1	1- 0
0- 0	0- 0	0- 0	NEUTRAL	0- 0	0- 0
2- 13	0- 3	0- 1	CONFERENCE	0- 3	2- 6
2- 5	0- 2	0- 0	HOME	0- 1	2- 2
0- 7	0- 1	0- 1	AWAY	0- 1	0- 4
0- 1	0- 0	0- 0	NEUTRAL	0- 1	0- 0

RPI S	Opponent	Score
3	H Memphis	67 77
31	H UNC Wilmington	82 69
41	A UAB	64 72
49	H Houston	60 64

RPI S	Opponent	Score
52	A Old Dominion	53 79
73	A Winthrop	48 70
77	A UTEP	45 58
89	A Wake Forest	54 58

RPI S	Opponent	Score
145	A Toledo	62 73
159	H Gardner-Webb	72 77
190	A UCF	49 69
190	H UCF	59 64
190	N UCF	52 65

RPI S	Opponent	Score
206	H Tulsa	59 45
217	A Tulane	52 60
217	H Tulane	53 66
221	A Rice	54 62
233	A Marshall	66 72
233	H Marshall	63 59
246	A Southern Miss.	56 74
264	H Western Caro.	48 56
269	H Southern Methodist	70 74
279	H UNC Greensboro	70 78
287	A Wofford	66 62
287	H Wofford	70 68
324	H N. C. A&T	86 75

LAST 10 Division I GAMES:

190	N UCF	52 65	221	A Rice	54 62
246	A Southern Miss.	56 74	41	A UAB	64 72
217	H Tulane	53 66	49	H Houston	60 64
190	A UCF	49 69	233	A Marshall	66 72
233	H Marshall	63 59	206	H Tulsa	59 45

Non-Div I Games: St. Paul's 80 74 Limestone 87 54

East Caro.

■ Loss,
 ■ Non-Conf,
 ■ S Site,
 ■ H Home
 ■ A Away
 ■ N Neutral

Average RPI Win:

285

WON-LOST

WINNING

LAST 10

STRENGTH OF

OPP. STRENGTH

TEAM

CONF.

Average RPI Loss:

153

RECORD

PCT. RANK

GAMES

SCHEDULE

OF SCHEDULE

RPI

RPI

DIV. I ONLY

15- 13

132

4- 6

303

313

226

27

DIV. I NON-CONF.

6- 5

136

1- 0

320

302

242

30

TOTALS

RPI 1-50

RPI 51-100

W-L RECORDS

RPI 101-200

RPI 201+

15- 13

0- 1

0- 1

OVERALL

1- 8

14- 3

9- 5

0- 0

0- 0

HOME

0- 4

9- 1

6- 8

0- 1

0- 1

AWAY

1- 4

5- 2

0- 0

0- 0

0- 0

NEUTRAL

0- 0

0- 0

6- 5

0- 1

0- 1

NON-CONFERENCE

0- 2

6- 1

5- 0

0- 0

0- 0

HOME

0- 0

5- 0

1- 5

0- 1

0- 1

AWAY

0- 2

1- 1

0- 0

0- 0

0- 0

NEUTRAL

0- 0

0- 0

9- 8

0- 0

0- 0

CONFERENCE

1- 6

8- 2

4- 5

0- 0

0- 0

HOME

0- 4

4- 1

5- 3

0- 0

0- 0

AWAY

1- 2

4- 1

0- 0

0- 0

0- 0

NEUTRAL

0- 0

0- 0

RPI 1-50

RPI S Opponent

Score

RPI 51-100

RPI S Opponent

Score

RPI 101-200

RPI S Opponent

Score

RPI 201+

RPI S Opponent

Team's RPI: 226

Score

8 A Tennessee 83 106

79 A Clemson 72 80

115 A Belmont 78 99

211 A Fla. Atlantic 87 93

115 H Belmont 85 88

211 H Fla. Atlantic 63 61

140 A Lipscomb 56 76

233 H Marshall 91 63

140 H Lipscomb 54 63

250 A Kennesaw St. 72 78

155 A Austin Peay 71 84

250 H Kennesaw St. 110 74

159 A Gardner-Webb 89 66

267 A Stetson 81 72

159 H Gardner-Webb 64 69

267 H Stetson 71 74

159 H Gardner-Webb 63 64

293 A Campbell 110 96

193 A Radford 85 95

293 H Campbell 89 81

306 A Mercer 104 81

306 H Mercer 84 81

315 H Central Mi ch. 69 57

321 H Morehead St. 82 70

331 A Jacksonville 88 73

331 H Jacksonville 98 87

332 A North Fla. 99 83

332 H North Fla. 86 71

LAST 10 Division I GAMES:

159 H Gardner-Webb 63 64

293 H Campbell 89 81

115 A Belmont 78 99

332 A North Fla. 99 83

140 A Lipscomb 56 76

331 A Jacksonville 88 73

211 A Fla. Atlantic 87 93

306 H Mercer 84 81

159 H Gardner-Webb 64 69

267 H Stetson 71 74

East Tenn. St.

East Tenn. St.

Non-Div I Games:

East Tenn. St.

Loss, Non-Conf, S Site, H Home A Away N Neutral

Average RPI Win:	252	WON-LOST	WINNING	LAST 10	STRENGTH OF	OPP. STRENGTH	TEAM	CONF.
Average RPI Loss:	175	RECORD	PCT. RANK	GAMES	SCHEDULE	OF SCHEDULE	RPI	RPI

DIV. I ONLY	6- 21	305	2- 8	282	243	309	21
DIV. I NON-CONF.	1- 6	303	0- 1	301	231	323	20

TOTALS	RPI 1-50	RPI 51-100	W-L RECORDS	RPI 101-200	RPI 201+
6- 21	0- 0	1- 2	OVERALL	0- 13	5- 6
3- 9	0- 0	1- 0	HOME	0- 6	2- 3
3- 12	0- 0	0- 2	AWAY	0- 7	3- 3
0- 0	0- 0	0- 0	NEUTRAL	0- 0	0- 0
1- 6	0- 0	0- 1	NON-CONFERENCE	0- 3	1- 2
0- 2	0- 0	0- 0	HOME	0- 1	0- 1
1- 4	0- 0	0- 1	AWAY	0- 2	1- 1
0- 0	0- 0	0- 0	NEUTRAL	0- 0	0- 0
5- 15	0- 0	1- 1	CONFERENCE	0- 10	4- 4
3- 7	0- 0	1- 0	HOME	0- 5	2- 2
2- 8	0- 0	0- 1	AWAY	0- 5	2- 2
0- 0	0- 0	0- 0	NEUTRAL	0- 0	0- 0

RPI 1-50				RPI 51-100				RPI 101-200				RPI 201+				Team's RPI: 309	
RPI	S	Opponent	Score	RPI	S	Opponent	Score	RPI	S	Opponent	Score	RPI	S	Opponent	Score		
67	A	Murray St.	65	66	103	A	St. Louis	45	69	208	A	Tennessee St.	57	73			
67	H	Murray St.	59	54	107	A	Samford	55	58	208	H	Tennessee St.	68	84			
82	A	Xavier	35	80	107	H	Samford	41	52	224	A	Tenn. -Martin	61	85			
					136	A	Tennessee Tech	60	75	224	H	Tenn. -Martin	80	70			
					136	H	Tennessee Tech	80	83	265	A	UMKC	72	67			
					147	A	Missouri	56	68	305	H	Eastern Mich.	50	65			
					155	A	Austin Peay	56	62	313	A	Southeast Mo. St.	60	49			
					155	H	Austin Peay	61	70	313	H	Southeast Mo. St.	60	72			
					161	H	Indiana St.	58	66	318	A	Western Ill.	68	76			
					181	A	Jacksonville St.	51	66	321	A	Morehead St.	57	56			
					181	H	Jacksonville St.	68	75	321	H	Morehead St.	80	65			
					194	A	Eastern Ky.	50	57								
					194	H	Eastern Ky.	46	71								
LAST 10 Division I GAMES:																	
107	H	Samford	41	52	155	H	Austin Peay	61	70								
181	H	Jacksonville St.	68	75	107	A	Samford	55	58								
305	H	Eastern Mich.	50	65	181	A	Jacksonville St.	51	66								
313	A	Southeast Mo. St.	60	49	321	H	Morehead St.	80	65								
224	A	Tenn. -Martin	61	85	208	A	Tennessee St.	57	73								

Non-Div I Games:

Eastern III.

■ Loss,
 ■ Non-Conf, S Site,
 ■ Home
 ■ Away
 N Neutral

Average RPI Win: 217
Average RPI Loss: 144

WON-LOST
RECORD

WINNING
PCT. RANK

LAST 10
GAMES

STRENGTH OF
SCHEDULE

OPP. STRENGTH
OF SCHEDULE

TEAM
RPI

CONF.
RPI

DIV. I ONLY	13- 16	194	4- 6	189	211	194	21
DIV. I NON-CONF.	2- 6	268	0- 1	56	41	178	20

TOTALS	RPI 1-50	RPI 51-100	W-L RECORDS	RPI 101-200	RPI 201+
13- 16	0- 2	0- 5	OVERALL	6- 4	7- 5
7- 6	0- 0	0- 2	HOME	4- 1	3- 3
5- 8	0- 1	0- 2	AWAY	2- 3	3- 2
1- 2	0- 1	0- 1	NEUTRAL	0- 0	1- 0
2- 6	0- 2	0- 3	NON-CONFERENCE	1- 0	1- 1
1- 2	0- 0	0- 1	HOME	1- 0	0- 1
0- 2	0- 1	0- 1	AWAY	0- 0	0- 0
1- 2	0- 1	0- 1	NEUTRAL	0- 0	1- 0
11- 10	0- 0	0- 2	CONFERENCE	5- 4	6- 4
6- 4	0- 0	0- 1	HOME	3- 1	3- 2
5- 6	0- 0	0- 1	AWAY	2- 3	3- 2
0- 0	0- 0	0- 0	NEUTRAL	0- 0	0- 0

RPI	S	Opponent	Score
8	A	Tennessee	58 92
39	N	Wisconsin	89 95

RPI	S	Opponent	Score
58	H	Western Ky.	89 97
67	A	Murray St.	51 80
67	H	Murray St.	45 62
82	A	Xavier	63 82
100	N	Georgia	68 76

RPI	S	Opponent	Score
107	A	Samford	75 70
107	H	Samford	66 85
120	H	Coastal Caro.	60 51
136	A	Tennessee Tech	58 78
136	H	Tennessee Tech	93 75
155	A	Austin Peay	63 79
155	H	Austin Peay	76 73
181	A	Jacksonville St.	72 71
181	A	Jacksonville St.	59 86
181	H	Jacksonville St.	86 78

RPI	S	Opponent	Score
208	A	Tennessee St.	79 74
208	H	Tennessee St.	64 74
224	A	Tenn.-Martin	83 90
224	H	Tenn.-Martin	75 61
242	H	UNC Asheville	77 83
253	N	Norfolk St.	67 60
309	A	Eastern Ill.	71 46
309	H	Eastern Ill.	57 50
313	A	Southeast Mo. St.	62 68
313	H	Southeast Mo. St.	80 51
321	A	Morehead St.	65 63
321	H	Morehead St.	66 78

LAST 10 Division I GAMES:

181	A	Jacksonville St.	59 86	107	A	Samford	75 70
208	H	Tennessee St.	64 74	313	H	Southeast Mo. St.	80 51
155	H	Austin Peay	76 73	67	H	Murray St.	45 62
242	H	UNC Asheville	77 83	321	H	Morehead St.	66 78
181	A	Jacksonville St.	72 71	136	A	Tennessee Tech	58 78

Non-Div I Games: West Va. Wesleyan 46

Eastern Ky.

Loss, Non-Conf, S Site, H Home A Away N Neutral

Average RPI Win:	251	WON-LOST	WINNING	LAST 10	STRENGTH OF	OPP. STRENGTH	TEAM	CONF.
Average RPI Loss:	159	RECORD	PCT. RANK	GAMES	SCHEDULE	OF SCHEDULE	RPI	RPI

DIV. I ONLY	7- 21	296	3- 7	291	188	305	16
DIV. I NON-CONF.	4- 5	187	1- 0	313	233	267	17

TOTALS	RPI 1-50	RPI 51-100	W-L RECORDS	RPI 101-200	RPI 201+
7- 21	0- 1	1- 5	OVERALL	0- 10	6- 5
4- 9	0- 0	1- 3	HOME	0- 4	3- 2
3- 12	0- 1	0- 2	AWAY	0- 6	3- 3
0- 0	0- 0	0- 0	NEUTRAL	0- 0	0- 0
4- 5	0- 1	1- 0	NON-CONFERENCE	0- 2	3- 2
3- 1	0- 0	1- 0	HOME	0- 1	2- 0
1- 4	0- 1	0- 0	AWAY	0- 1	1- 2
0- 0	0- 0	0- 0	NEUTRAL	0- 0	0- 0
3- 16	0- 0	0- 5	CONFERENCE	0- 8	3- 3
1- 8	0- 0	0- 3	HOME	0- 3	1- 2
2- 8	0- 0	0- 2	AWAY	0- 5	2- 1
0- 0	0- 0	0- 0	NEUTRAL	0- 0	0- 0

RPI S	Opponent	Score
34 A	Indiana	63 79

RPI S	Opponent	Score
53 H	Kent St.	64 74
56 H	California	67 65
66 A	Akron	61 79
66 H	Akron	72 77
85 A	Miami (Ohio)	59 64
96 H	Ohio	63 75

RPI S	Opponent	Score
126 A	Northern Ill.	61 94
126 H	Northern Ill.	55 67
131 A	Buffalo	62 78
145 A	Tol edo	58 88
145 H	Tol edo	59 70
171 H	Detroit	60 64
186 A	Wis. -Green Bay	69 73
195 A	Western Mich.	64 67
195 A	Western Mich.	55 60
195 H	Western Mich.	62 68

RPI S	Opponent	Score
206 H	Tul sa	67 62
222 A	North Dakota St.	65 87
254 A	Ball St.	56 43
254 H	Ball St.	77 89
256 A	Bowling Green	71 73
256 H	Bowling Green	72 79
303 H	Youngstown St.	77 71
309 A	Eastern Ill.	65 50
315 A	Central Mich.	80 69
315 H	Central Mich.	81 75
328 A	Northern Colo.	70 76

LAST 10 Division I GAMES:

195 A	Western Mich.	55 60	309 A	Eastern Ill.	65 50
254 H	Ball St.	77 89	195 A	Western Mich.	64 67
315 A	Central Mich.	80 69	66 H	Akron	72 77
126 A	Northern Ill.	61 94	256 A	Bowling Green	71 73
145 H	Tol edo	59 70	254 A	Ball St.	56 43

E
a
s
t
e
r
n
M
i
c
h
.E
a
s
t
e
r
n
M
i
c
h
.

Non-Div I Games:

Eastern Mich.

Loss,
Non-Conf, S Site,
H Home
A Away
N Neutral

Average RPI Win: 233
Average RPI Loss: 104

WON-LOST
RECORD

WINNING
PCT. RANK

LAST 10
GAMES

STRENGTH OF
SCHEDULE

OPP. STRENGTH
OF SCHEDULE

TEAM
RPI

CONF.
RPI

DIV. I ONLY	14- 15	169	7- 3	121	189	144	17
DIV. I NON-CONF.	4- 9	243	0- 1	134	179	216	18

TOTALS	RPI 1-50	RPI 51-100	W-L RECORDS	RPI 101-200	RPI 201+
14- 15	0- 4	0- 4	OVERALL	5- 5	9- 2
9- 2	0- 0	0- 1	HOME	4- 1	5- 0
5- 9	0- 2	0- 2	AWAY	1- 3	4- 2
0- 4	0- 2	0- 1	NEUTRAL	0- 1	0- 0
4- 9	0- 4	0- 1	NON-CONFERENCE	0- 3	4- 1
2- 1	0- 0	0- 0	HOME	0- 1	2- 0
2- 5	0- 2	0- 1	AWAY	0- 1	2- 1
0- 3	0- 2	0- 0	NEUTRAL	0- 1	0- 0
10- 6	0- 0	0- 3	CONFERENCE	5- 2	5- 1
7- 1	0- 0	0- 1	HOME	4- 0	3- 0
3- 4	0- 0	0- 1	AWAY	1- 2	2- 1
0- 1	0- 0	0- 1	NEUTRAL	0- 0	0- 0

RPI 1-50			RPI 51-100			RPI 101-200 Team's RPI: 144			RPI 201+		
RPI	S	Opponent	Score	RPI	S	Opponent	Score	RPI	S	Opponent	Score
11	A	Gonzaga	65 75	57	A	Montana	72 78	119	N	Southern	51 69
24	A	Washington	74 91	57	H	Montana	46 68			Idaho St.	94 87
37	N	Southern Ill.	72 80	57	N	Montana	71 73	132	A	Northern Ariz.	95 105
40	N	Marquette	73 83	71	A	Brigham Young	66 97	132	H	Northern Ariz.	73 61
								139	H	San Diego	78 97
								156	A	Sacramento St.	69 88
								156	H	Sacramento St.	87 75
								180	A	Boise St.	72 76
								198	A	Portland St.	89 70
								198	H	Portland St.	72 64
								198	H	Portland St.	81 75
										Idaho St.	80 64
										Cal St. Fullerton	63 89
										Montana St.	70 82
										Montana St.	87 53
										Weber St.	76 73
										Weber St.	59 50
										Cal Poly	76 62
										Cal St. Northridge	70 48
										Idaho	68 55
										UC Riverside	85 70
LAST 10 Division I GAMES:											
				57	N	Montana	71 73	232	A	Cal St. Fullerton	63 89
				198	H	Portland St.	81 75	266	A	Weber St.	76 73
				213	A	Idaho St.	94 87	198	H	Portland St.	72 64
				241	H	Montana St.	87 53	132	H	Northern Ariz.	73 61
				57	H	Montana	46 68	156	H	Sacramento St.	87 75

Non-Div I Games: Pacific Lutheran 89 63

Eastern Wash.

Loss, Non-Conf, S Site, H Home A Away N Neutral

Through Games of 1/14/19 2000															
Average RPI Win: 231		WON-LOST RECORD		WINNING PCT. RANK		LAST 10 GAMES		STRENGTH OF SCHEDULE		OPP. STRENGTH OF SCHEDULE		TEAM RPI		CONF. RPI	
DIV. I ONLY		12- 14		190		5- 5		156		236		172		24	
DIV. I NON-CONF.		1- 9		312		0- 0		50		142		258		22	
TOTALS		RPI 1-50		RPI 51-100		W-L RECORDS		RPI 101-200		RPI 201+					
12- 14		0- 1		1- 5		OVERALL		3- 6		8- 2					
7- 4		0- 1		0- 1		HOME		2- 2		5- 0					
4- 9		0- 0		1- 3		AWAY		1- 4		2- 2					
1- 1		0- 0		0- 1		NEUTRAL		0- 0		1- 0					
1- 9		0- 1		1- 3		NON-CONFERENCE		0- 5		0- 0					
0- 4		0- 1		0- 1		HOME		0- 2		0- 0					
1- 5		0- 0		1- 2		AWAY		0- 3		0- 0					
0- 0		0- 0		0- 0		NEUTRAL		0- 0		0- 0					
11- 5		0- 0		0- 2		CONFERENCE		3- 1		8- 2					
7- 0		0- 0		0- 0		HOME		2- 0		5- 0					
3- 4		0- 0		0- 1		AWAY		1- 1		2- 2					
1- 1		0- 0		0- 1		NEUTRAL		0- 0		1- 0					
RPI 1-50		RPI 51-100		RPI 101-200		Team's RPI: 172		RPI 201+							
RPI S	Opponent	Score	RPI S	Opponent	Score	RPI S	Opponent	Score	RPI S	Opponent	Score				
31	H UNC Wilmington	51 59	78	A Butler	40 86	131	A Buffalo	67 68	220	H Furman	81 77				
			79	A Clemson	74 69	158	A IUPUI	57 58	234	A Appalachian St.	60 71				
			80	A Va. Commonweal th	49 69	158	H IUPUI	70 82	234	H Appalachian St.	65 59				
			89	H Wake Forest	59 78	160	A Ga. Southern	45 63	264	A Western Caro.	78 85				
			92	A Davi dson	60 79	162	A Georgi a Tech	69 81	264	H Western Caro.	50 48				
			92 N	Davi dson	58 65	164	H Hi gh Point	71 73	279	A UNC Greensboro	87 82				
						168	A Chattanooga	92 74	279	H UNC Greensboro	62 56				
						168	H Chattanooga	69 61	279	N UNC Greensboro	64 61				
						189	H Col. of Charleston	76 69	287	A Wofford	64 61				
									320	H Ci tadel	73 62				
LAST 10 Division I GAMES:															
			92 N	Davi dson	58 65	234	A Appalachian St.	60 71							
			279 N	UNC Greensboro	64 61	189	H Col. of Charleston	76 69							
			279	A UNC Greensboro	87 82	320	H Ci tadel	73 62							
			264	A Western Caro.	78 85	160	A Ga. Southern	45 63							
			168	H Chattanooga	69 61	92	A Davi dson	60 79							

El on

Southeastern (Fl 78 42

90 76

Montreat

87 63

Non-Div | Games: Guilford

Average RPI Win: 203		WON-LOST	WINNING	LAST 10	STRENGTH OF	OPP. STRENGTH	TEAM	CONF.
Average RPI Loss: 83		RECORD	PCT. RANK	GAMES	SCHEDULE	OF SCHEDULE	RPI	RPI
DIV. I ONLY	10- 19	262	5- 5	103	79	192	6	
DIV. I NON-CONF.	4- 5	187	0- 1	264	292	232	5	
TOTALS	RPI 1-50	RPI 51-100	W-L RECORDS	RPI 101-200	RPI 201+			
10- 19	1- 12	0- 1	OVERALL	4- 3	5- 3			
7- 7	1- 5	0- 0	HOME	2- 1	4- 1			
2- 11	0- 6	0- 1	AWAY	2- 2	0- 2			
1- 1	0- 1	0- 0	NEUTRAL	0- 0	1- 0			
4- 5	0- 0	0- 1	NON-CONFERENCE	1- 2	3- 2			
4- 1	0- 0	0- 0	HOME	1- 0	3- 1			
0- 4	0- 0	0- 1	AWAY	0- 2	0- 1			
0- 0	0- 0	0- 0	NEUTRAL	0- 0	0- 0			
6- 14	1- 12	0- 0	CONFERENCE	3- 1	2- 1			
3- 6	1- 5	0- 0	HOME	1- 1	1- 0			
2- 7	0- 6	0- 0	AWAY	2- 0	0- 1			
1- 1	0- 1	0- 0	NEUTRAL	0- 0	1- 0			
RPI S Opponent	RPI 1-50 Score	RPI S Opponent	RPI 51-100 Score	RPI S Opponent	RPI 101-200 Team's RPI: 192 Score	RPI S Opponent	RPI 201+ Score	
19 A Wichi ta St.	66 74	58 A Western Ky.	77 84	137 A Loyol a (Ill.)	86 99	224 H Tenn. -Martin	62 69	
19 H Wichi ta St.	62 69			155 A Austi n Peay	71 74	233 A Marshall I	67 70	
22 A Mi ssouri St.	50 71			161 A Indi ana St.	77 75	233 H Marshall I	91 81	
22 H Mi ssouri St.	65 80			161 H Indi ana St.	63 58	235 A Illi noi s St.	57 65	
25 A Bradl ey	62 90			176 A Drake	69 68	235 H Illi noi s St.	54 47	
25 H Bradl ey	76 79			176 H Drake	68 79	235 N Illi noi s St.	52 45	
35 A UNI	60 71			179 H Purdue	75 69	293 H Campbel I	83 71	
35 H UNI	61 74					318 H Western Ill.	70 63	
37 A Southern Ill.	38 66							
37 H Southern Ill.	64 59							
37 N Southern Ill.	55 71							
46 A Crei ghton	58 77							
46 H Crei ghton	56 60							
LAST 10 Div sion I GAMES:								
37 N Southern Ill.	55 71	22 A Mi ssouri St.	50 71					
235 N Illi noi s St.	52 45	176 A Drake	69 68					
161 A Indi ana St.	77 75	46 H Crei ghton	56 60					
37 H Southern Ill.	64 59	235 H Illi noi s St.	54 47					
224 H Tenn. -Martin	62 69	19 A Wichi ta St.	66 74					

Non-Di v I Games:

Evansville

Loss, Non-Conf, S Site, H Home A Away N Neutral

Average RPI Win:	191	WON-LOST	WINNING	LAST 10	STRENGTH OF	OPP. STRENGTH	TEAM	CONF.
Average RPI Loss:	127	RECORD	PCT. RANK	GAMES	SCHEDULE	OF SCHEDULE	RPI	RPI

DIV. I ONLY	9- 19	268	3- 7	152	126	228	13
DIV. I NON-CONF.	2- 7	278	0- 1	133	75	246	14

TOTALS	RPI 1-50	RPI 51-100	W-L RECORDS	RPI 101-200	RPI 201+
9- 19	0- 3	0- 4	OVERALL	4- 7	4- 3
4- 8	0- 1	0- 2	HOME	2- 4	1- 1
4- 10	0- 2	0- 2	AWAY	2- 3	2- 2
1- 1	0- 0	0- 0	NEUTRAL	0- 0	1- 0
2- 7	0- 3	0- 0	NON-CONFERENCE	0- 3	2- 1
0- 3	0- 1	0- 0	HOME	0- 2	0- 0
1- 4	0- 2	0- 0	AWAY	0- 1	1- 1
1- 0	0- 0	0- 0	NEUTRAL	0- 0	1- 0
7- 12	0- 0	0- 4	CONFERENCE	4- 4	2- 2
4- 5	0- 0	0- 2	HOME	2- 2	1- 1
3- 6	0- 0	0- 2	AWAY	2- 2	1- 1
0- 1	0- 0	0- 0	NEUTRAL	0- 0	0- 0

RPI	S	Opponent	Score
12	A	Iowa	59 75
26	A	Georgetown	51 76
48	H	St. Joseph's	41 72

RPI	S	Opponent	Score
63	A	Iona	77 89
63	H	Iona	66 89
75	A	Manhattan	77 78
75	H	Manhattan	69 74

RPI	S	Opponent	Score
102	A	Marist	72 91
102	H	Marist	61 67
106	H	Providence	78 81
121	A	Siena	47 58
121	H	Siena	81 79
122	A	St. Peter's	81 75
122	H	St. Peter's	109 108
133	H	Fordham	80 95
137	A	Loyola (Ill.)	70 73
169	A	Loyola (Md.)	80 72
169	H	Loyola (Md.)	85 90

RPI	S	Opponent	Score
201	A	Niagara	73 78
201	H	Niagara	68 64
201	N	Niagara	77 84
217	N	Tulane	80 68
243	A	Rider	85 81
243	H	Rider	77 69
252	A	Canisius	71 87
252	H	Canisius	73 84
270	A	St. Francis (N.Y.)	64 69
283	A	Cal St. Northridge	66 65

LAST 10 Division I GAMES:

201	N	Niagara	77 84	63	H	Iona	66 89
102	H	Marist	61 67	121	A	Siena	47 58
75	A	Manhattan	77 78	201	H	Niagara	68 64
137	A	Loyola (Ill.)	70 73	243	H	Rider	77 69
122	H	St. Peter's	109 108	252	A	Canisius	71 87

Fairfield

Fairfield

Non-Div I Games:

Fairfield

Loss,
Non-Conf, S Site,
H Home
A Away
N Neutral

Average RPI Win: 246
Average RPI Loss: 143

WON-LOST
RECORD

WINNING
PCT. RANK

LAST 10
GAMES

STRENGTH OF
SCHEDULE

OPP. STRENGTH
OF SCHEDULE

TEAM
RPI

CONF.
RPI

DIV. I ONLY	19- 12	89	6- 4	250	216	141	26
DIV. I NON-CONF.	3- 7	251	1- 1	218	47	243	26

TOTALS	RPI 1-50	RPI 51-100	W-L RECORDS	RPI 101-200	RPI 201+
19- 12	0- 0	0- 4	OVERALL	2- 5	17- 3
10- 3	0- 0	0- 0	HOME	1- 2	9- 1
8- 8	0- 0	0- 4	AWAY	1- 3	7- 1
1- 1	0- 0	0- 0	NEUTRAL	0- 0	1- 1
3- 7	0- 0	0- 4	NON-CONFERENCE	1- 2	2- 1
0- 1	0- 0	0- 0	HOME	0- 1	0- 0
2- 5	0- 0	0- 4	AWAY	1- 1	1- 0
1- 1	0- 0	0- 0	NEUTRAL	0- 0	1- 1
16- 5	0- 0	0- 0	CONFERENCE	1- 3	15- 2
10- 2	0- 0	0- 0	HOME	1- 1	9- 1
6- 3	0- 0	0- 0	AWAY	0- 2	6- 1
0- 0	0- 0	0- 0	NEUTRAL	0- 0	0- 0

RPI 1-50			RPI 51-100			RPI 101-200			Team's RPI : 141			RPI 201+			
RPI	S	Opponent	Score	RPI	S	Opponent	Score	RPI	S	Opponent	Score	RPI	S	Opponent	Score
60	A	Maryl and	85 111	122	A	St. Peter' s	77 82	214	A	Robert Morris	84 83				
62	A	Seton Hall	57 65	125	H	Drexel	49 54	214	H	Robert Morris	93 78				
64	A	Loui sville	66 89	135	A	Monmouth	89 96	214	H	Robert Morris	71 55				
75	A	Manhattan	77 80	135	H	Monmouth	79 62	229	A	Wagner	87 72				
				135	H	Monmouth	48 49	229	H	Wagner	66 72				
				163	A	Central Conn. St.	74 88	230	A	Mt. St. Mary' s	71 68				
				186	A	Wi s. -Green Bay	68 64	230	H	Mt. St. Mary' s	69 58				
								252	A	Can i si us	69 65				
								259	N	La. -Monroe	74 58				
								260	A	Qui nni pi ac	81 102				
								260	H	Qui nni pi ac	76 70				
								260	H	Qui nni pi ac	66 65				
								261	A	Sacred Heart	85 76				
								261	H	Sacred Heart	81 73				
								270	H	St. Francis (N. Y.)	64 55				
								274	A	Long Isl and	96 74				
								274	H	Long Isl and	78 65				
								287	N	Wofford	62 73				
								323	A	St. Francis (Pa.)	66 49				
								323	H	St. Francis (Pa.)	73 64				
LAST 10 Di v si on I GAMES:															
75	A	Manhattan	77 80	229	H	Wagner	66 72								
135	H	Monmouth	48 49	135	A	Monmouth	89 96								
214	H	Robert Morris	71 55	186	A	Wi s. -Green Bay	68 64								
260	H	Qui nni pi ac	66 65	261	A	Sacred Heart	85 76								
135	H	Monmouth	79 62	230	H	Mt. St. Mary' s	69 58								

Non-Div I Games: Downing

96 50

Fairleigh Dickinson

Loss, Non-Conf, S Site, H Home A Away N Neutral

Average RPI Win: 256		WON-LOST RECORD		WINNING PCT. RANK		LAST 10 GAMES		STRENGTH OF SCHEDULE		OPP. STRENGTH OF SCHEDULE		TEAM RPI		CONF. RPI			
Average RPI Loss: 192																	
DIV. I ONLY		15- 13		132		6- 4		293		316		211		27			
DIV. I NON-CONF.		5- 6		178		2- 0		310		296		266		30			
TOTALS		RPI 1-50		RPI 51-100		W-L RECORDS		RPI 101-200		RPI 201+							
15- 13		0- 0		0- 0		OVERALL		4- 7		11- 6							
10- 2		0- 0		0- 0		HOME		3- 2		7- 0							
5- 8		0- 0		0- 0		AWAY		1- 3		4- 5							
0- 3		0- 0		0- 0		NEUTRAL		0- 2		0- 1							
5- 6		0- 0		0- 0		NON-CONFERENCE		1- 4		4- 2							
3- 1		0- 0		0- 0		HOME		1- 1		2- 0							
2- 3		0- 0		0- 0		AWAY		0- 1		2- 2							
0- 2		0- 0		0- 0		NEUTRAL		0- 2		0- 0							
10- 7		0- 0		0- 0		CONFERENCE		3- 3		7- 4							
7- 1		0- 0		0- 0		HOME		2- 1		5- 0							
3- 5		0- 0		0- 0		AWAY		1- 2		2- 3							
0- 1		0- 0		0- 0		NEUTRAL		0- 0		0- 1							
RPI S Opponent		RPI 1-50 Score		RPI S Opponent		Score		RPI S Opponent		Score		RPI S Opponent		Team's RPI: 211 Score			
								102 H Marist		75 84		226 A East Tenn. St.		61 63			
								109 A Northwestern		59 69		226 H East Tenn. St.		93 87			
								115 A Belmont		82 92		237 A South Fla.		44 62			
								115 H Belmont		66 59		250 A Kennesaw St.		73 67			
								117 N Middle Tenn.		76 90		250 H Kennesaw St.		81 62			
								140 A Lipscomb		71 88		267 A Stetson		49 56			
								140 H Lipscomb		50 66		267 H Stetson		77 62			
								159 A Gardner-Webb		72 51		267 N Stetson		44 54			
								159 H Gardner-Webb		77 63		286 A Colgate		74 78			
								189 N Col. of Charleston		73 90		293 A Campbell I		97 88			
								190 H UCF		59 54		293 H Campbell I		95 90			
												306 A Mercer		73 74			
												306 H Mercer		91 80			
												331 A Jacksonville		85 76			
												331 H Jacksonville		107 104			
												332 A North Fla.		74 53			
												332 H North Fla.		77 75			
				LAST 10 Division I GAMES:													
								267 N Stetson		44 54		267 A Stetson		49 56			
								331 A Jacksonville		85 76		306 A Mercer		73 74			
								332 A North Fla.		74 53		159 H Gardner-Webb		77 63			
								250 H Kennesaw St.		81 62		293 H Campbell I		95 90			
								226 H East Tenn. St.		93 87		140 A Lipscomb		71 88			

Non-Div I Games:

Fla. Atlantic

Loss,
Non-Conf, S Site,
H Home
A Away
N Neutral

Average RPI Win: 109

Average RPI Loss: 31

WON-LOST
RECORDWINNING
PCT. RANKLAST 10
GAMESSTRENGTH OF
SCHEDULEOPP. STRENGTH
OF SCHEDULETEAM
RPICONF.
RPI

DIV. I ONLY

33- 6

7

10- 0

31

17

5

1

DIV. I NON-CONF.

20- 0

1

6- 0

88

74

4

1

TOTALS

RPI 1-50

RPI 51-100

W-L RECORDS

RPI 101-200

RPI 201+

33- 6

12- 6

8- 0

OVERALL

7- 0

6- 0

16- 2

2- 2

3- 0

HOME

5- 0

6- 0

6- 4

1- 4

3- 0

AWAY

2- 0

0- 0

11- 0

9- 0

2- 0

NEUTRAL

0- 0

0- 0

20- 0

6- 0

4- 0

NON-CONFERENCE

4- 0

6- 0

10- 0

0- 0

1- 0

HOME

3- 0

6- 0

2- 0

0- 0

1- 0

AWAY

1- 0

0- 0

8- 0

6- 0

2- 0

NEUTRAL

0- 0

0- 0

13- 6

6- 6

4- 0

CONFERENCE

3- 0

0- 0

6- 2

2- 2

2- 0

HOME

2- 0

0- 0

4- 4

1- 4

2- 0

AWAY

1- 0

0- 0

3- 0

3- 0

0- 0

NEUTRAL

0- 0

0- 0

RPI 1-50

Team's RPI: 5

RPI 51-100

RPI 101-200

RPI 201+

RPI S Opponent Score

RPI S Opponent Score

RPI S Opponent Score

RPI S Opponent Score

2	N	Villanova	75	62
6	N	UCLA	73	57
7	H	LSU	71	62
7	N	LSU	81	65
8	A	Tennessee	76	80
8	H	Tennessee	72	76
15	N	George Mason	73	58
18	N	Syracuse	75	70
26	N	Georgetown	57	53
29	A	Kentucky	79	64
29	H	Kentucky	95	80
36	A	South Carolina	62	68
36	H	South Carolina	67	71
36	N	South Carolina	49	47
45	A	Arkansas	81	85
45	N	Arkansas	74	71
47	N	Wis.-Milwaukee	82	60
50	A	Alabama	77	82

65	N	South Ala.	76	50
69	A	Vanderbilt	73	68
69	H	Vanderbilt	81	58
70	H	Florida St.	74	66
72	A	Miami (Fla.)	77	67
89	N	Wake Forest	77	72
100	A	Georgia	90	72
100	H	Georgia	77	66

106	A	Providence	87	77
108	H	Mississippi St.	75	60
112	H	Auburn	69	57
116	H	Albany (N.Y.)	83	64
122	H	St. Peter's	80	51
151	A	Mississippi	69	58
190	H	UCF	80	47

251	H	Florida A&M	84	47
272	H	Alabama St.	87	60
273	H	Bethune-Cookman	88	58
329	H	Morgan St.	92	49
331	H	Jacksonville	101	58
333	H	Savannah St.	113	62

LAST 10 Division I GAMES:

6	N	UCLA	73	57
15	N	George Mason	73	58
2	N	Villanova	75	62
26	N	Georgetown	57	53
47	N	Wis.-Milwaukee	82	60

65	N	South Ala.	76	50
36	N	South Carolina	49	47
7	N	LSU	81	65
45	N	Arkansas	74	71
29	A	Kentucky	79	64

Non-Div I Games:

Florida

Loss, Non-Conf, S Site, H Home A Away N Neutral

Average RPI Win: 290

Average RPI Loss: 153

WON-LOST
RECORDWINNING
PCT. RANKLAST 10
GAMESSTRENGTH OF
SCHEDULEOPP. STRENGTH
OF SCHEDULETEAM
RPICONF.
RPI

DIV. I ONLY

13- 17

209

4- 6

300

278

251

30

DIV. I NON-CONF.

3- 8

261

0- 0

86

34

181

29

TOTALS

RPI 1-50

RPI 51-100

W-L RECORDS

RPI 101-200

RPI 201+

13- 17

0- 4

0- 2

OVERALL

0- 4

13- 7

7- 4

0- 0

0- 0

HOME

0- 1

7- 3

6- 11

0- 4

0- 2

AWAY

0- 2

6- 3

0- 2

0- 0

0- 0

NEUTRAL

0- 1

0- 1

3- 8

0- 4

0- 2

NON-CONFERENCE

0- 2

3- 0

2- 0

0- 0

0- 0

HOME

0- 0

2- 0

1- 7

0- 4

0- 2

AWAY

0- 1

1- 0

0- 1

0- 0

0- 0

NEUTRAL

0- 1

0- 0

10- 9

0- 0

0- 0

CONFERENCE

0- 2

10- 7

5- 4

0- 0

0- 0

HOME

0- 1

5- 3

5- 4

0- 0

0- 0

AWAY

0- 1

5- 3

0- 1

0- 0

0- 0

NEUTRAL

0- 0

0- 1

RPI 1-50

RPI	S	Opponent	Score
5	A	Florida	47 84
9	A	Ohio St.	53 95
34	A	Indiana	63 100
35	A	UNI	53 76

RPI 51-100

RPI	S	Opponent	Score
82	A	Xavier	51 79
100	A	Georgia	74 95

RPI 101-200

RPI	S	Opponent	Score
114	A	Delaware St.	50 61
114	H	Delaware St.	58 61
136	N	Tennessee Tech	65 66
184	A	Dayton	48 73

RPI 201+

Team's RPI: 251

RPI	S	Opponent	Score
215	A	Coppin St.	57 68
215	H	Coppin St.	70 75
218	A	South Carolina St.	72 65
218	H	South Carolina St.	64 66
218	N	South Carolina St.	52 60
245	A	Cleveland St.	68 66
253	H	Norfolk St.	76 64
272	H	Alabama St.	74 67
273	A	Bethune-Cookman	71 84
273	H	Bethune-Cookman	67 54
277	H	Florida Int'l	69 56
284	A	Hampton	73 65
319	A	Md.-East. Shore	83 72
319	H	Md.-East. Shore	96 92
324	A	N.C. A&T	75 71
324	H	N.C. A&T	70 73
325	A	Howard	71 89
325	H	Howard	66 65
329	A	Morgan St.	87 79
329	H	Morgan St.	75 42

LAST 10 Division I GAMES:

218	N	South Carolina St.	52 60	319	A	Md.-East. Shore	83 72
273	H	Bethune-Cookman	67 54	324	H	N.C. A&T	70 73
284	A	Hampton	73 65	218	H	South Carolina St.	64 66
114	H	Delaware St.	58 61	215	A	Coppin St.	57 68
325	A	Howard	71 89	329	A	Morgan St.	87 79

Florida A&M

Florida A&M

Non-Div I Games: Hawai i Paci fi c 74 67

Florida A&M

■ Loss,
 ■ Non-Conf,
 ■ S Site,
 ■ Home
 ■ A Away
 N Neutral

Average RPI Win:	228	WON-LOST	WINNING	LAST 10	STRENGTH OF	OPP. STRENGTH	TEAM	CONF.
Average RPI Loss:	144	RECORD	PCT. RANK	GAMES	SCHEDULE	OF SCHEDULE	RPI	RPI

DIV. I ONLY	7- 20	293	3- 7	171	178	277	18
DIV. I NON-CONF.	3- 9	268	1- 0	142	222	250	16

TOTALS	RPI 1-50	RPI 51-100	W-L RECORDS	RPI 101-200	RPI 201+
7- 20	0- 3	0- 5	OVERALL	2- 4	5- 8
5- 7	0- 0	0- 2	HOME	2- 1	3- 4
2- 12	0- 3	0- 3	AWAY	0- 3	2- 3
0- 1	0- 0	0- 0	NEUTRAL	0- 0	0- 1
3- 9	0- 3	0- 2	NON-CONFERENCE	1- 1	2- 3
3- 2	0- 0	0- 0	HOME	1- 0	2- 2
0- 7	0- 3	0- 2	AWAY	0- 1	0- 1
0- 0	0- 0	0- 0	NEUTRAL	0- 0	0- 0
4- 11	0- 0	0- 3	CONFERENCE	1- 3	3- 5
2- 5	0- 0	0- 2	HOME	1- 1	1- 2
2- 5	0- 0	0- 1	AWAY	0- 2	2- 2
0- 1	0- 0	0- 0	NEUTRAL	0- 0	0- 1

RPI	S	Opponent	Score
23	A	Michigan St.	58 85
30	A	Hofstra	51 64
33	A	George Washington	45 70

RPI	S	Opponent	Score
58	A	Western Ky.	65 80
58	H	Western Ky.	61 66
65	H	South Ala.	51 64
90	A	Notre Dame	47 81
91	A	DePaul	60 72

RPI	S	Opponent	Score
104	A	La Salle	61 70
117	A	Middle Tenn.	58 82
117	H	Middle Tenn.	64 66
143	H	La.-Lafayette	55 50
163	H	Central Conn. St.	71 61
175	A	Denver	55 80

RPI	S	Opponent	Score
204	A	North Texas	81 90
222	A	Ark.-Little Rock	58 55
222	H	Ark.-Little Rock	53 55
231	A	Arkansas St.	84 85
231	H	Arkansas St.	71 81
232	H	Cal St. Fullerton	57 74
237	H	South Fla.	69 64
244	H	Troy	71 68
251	A	Florida A&M	56 69
255	A	New Orleans	61 52
255	N	New Orleans	56 76
290	H	St. Bonaventure	65 69
332	H	North Fla.	71 57

LAST 10 Division I GAMES:

255	N	New Orleans	56 76	332	H	North Fla.	71 57
117	A	Middle Tenn.	58 82	231	A	Arkansas St.	84 85
58	A	Western Ky.	65 80	222	A	Ark.-Little Rock	58 55
65	H	South Ala.	51 64	117	H	Middle Tenn.	64 66
244	H	Troy	71 68	58	H	Western Ky.	61 66

Average RPI Win: 164

Average RPI Loss: 51

WON-LOST
RECORDWINNING
PCT. RANKLAST 10
GAMESSTRENGTH OF
SCHEDULEOPP. STRENGTH
OF SCHEDULETEAM
RPICONF.
RPI

DIV. I ONLY

20- 10

52

6- 4

109

40

70

4

DIV. I NON-CONF.

11- 2

15

2- 1

295

133

94

4

TOTALS

RPI 1-50

RPI 51-100

W-L RECORDS

RPI 101-200

RPI 201+

20- 10

1- 5

7- 4

OVERALL

5- 1

7- 0

14- 3

1- 2

4- 1

HOME

4- 0

5- 0

4- 6

0- 3

3- 2

AWAY

0- 1

1- 0

2- 1

0- 0

0- 1

NEUTRAL

1- 0

1- 0

11- 2

0- 2

1- 0

NON-CONFERENCE

3- 0

7- 0

8- 1

0- 1

1- 0

HOME

2- 0

5- 0

1- 1

0- 1

0- 0

AWAY

0- 0

1- 0

2- 0

0- 0

0- 0

NEUTRAL

1- 0

1- 0

9- 8

1- 3

6- 4

CONFERENCE

2- 1

0- 0

6- 2

1- 1

3- 1

HOME

2- 0

0- 0

3- 5

0- 2

3- 2

AWAY

0- 1

0- 0

0- 1

0- 0

0- 1

NEUTRAL

0- 0

0- 0

RPI 1-50

RPI 51-100

Team's RPI: 70

RPI 101-200

RPI 201+

RPI	S	Opponent	Score
1	A	Duke	96 97
1	H	Duke	79 74
5	A	Florida	66 74
14	H	North Carolina	80 81
17	A	Boston College	87 90
36	H	South Carolina	68 69

RPI	S	Opponent	Score
51	A	North Carolina St.	64 86
60	H	Maryland	71 60
72	A	Miami (Fla.)	67 64
72	H	Miami (Fla.)	78 84
78	H	Butler	67 63
79	A	Clemson	55 61
79	H	Clemson	69 59
86	A	Virginia	87 82
86	H	Virginia	76 62
89	A	Wake Forest	75 68
89	N	Wake Forest	66 78

RPI	S	Opponent	Score
101	N	Nebraska	74 60
128	H	Massachusetts	73 63
148	A	Virginia Tech	61 72
148	H	Virginia Tech	74 68
162	H	Georgia Tech	80 79
179	H	Purdue	97 57

RPI	S	Opponent	Score
256	N	Bowling Green	71 60
259	H	La.-Monroe	85 62
267	H	Stetson	75 57
293	H	Campbell	108 73
301	H	Alcorn St.	85 67
307	H	Texas Southern	90 59
331	A	Jacksonville	78 48

LAST 10 Division I GAMES:

36	H	South Carolina	68 69
78	H	Butler	67 63
89	N	Wake Forest	66 78
72	A	Miami (Fla.)	67 64
1	H	Duke	79 74
148	A	Virginia Tech	61 72
60	H	Maryland	71 60
86	H	Virginia	76 62
51	A	North Carolina St.	64 86
128	H	Massachusetts	73 63

Non-Div I Games:

Florida St.

Loss,
 Non-Conf, S Site,
 H Home
A Away
 N Neutral

Average RPI Win: 197

Average RPI Loss: 101

WON-LOST
RECORDWINNING
PCT. RANKLAST 10
GAMESSTRENGTH OF
SCHEDULEOPP. STRENGTH
OF SCHEDULETEAM
RPICONF.
RPI

DIV. I ONLY

16- 16

157

5- 5

132

114

133

11

DIV. I NON-CONF.

5- 8

210

0- 0

105

120

165

8

TOTALS

RPI 1-50

RPI 51-100

W-L RECORDS

RPI 101-200

RPI 201+

16- 16

0- 2

3- 8

OVERALL

4- 5

9- 1

8- 4

0- 1

1- 2

HOME

3- 0

4- 1

5- 10

0- 1

2- 4

AWAY

0- 5

3- 0

3- 2

0- 0

0- 2

NEUTRAL

1- 0

2- 0

5- 8

0- 0

2- 5

NON-CONFERENCE

0- 2

3- 1

2- 2

0- 0

1- 1

HOME

0- 0

1- 1

2- 4

0- 0

1- 2

AWAY

0- 2

1- 0

1- 2

0- 0

0- 2

NEUTRAL

0- 0

1- 0

11- 8

0- 2

1- 3

CONFERENCE

4- 3

6- 0

6- 2

0- 1

0- 1

HOME

3- 0

3- 0

3- 6

0- 1

1- 2

AWAY

0- 3

2- 0

2- 0

0- 0

0- 0

NEUTRAL

1- 0

1- 0

RPI 1-50

RPI 51-100

RPI 101-200

Team's RPI: 133

RPI 201+

RPI	S	Opponent	Score
33	H	George Washington	67 78
48	A	St. Joseph's	58 64

RPI	S	Opponent	Score
52	N	Old Dominion	52 65
63	H	Iona	70 71
75	A	Manhattan	68 81
81	A	Temple	69 52
82	A	Xavier	64 84
82	A	Xavier	59 70
86	A	Virginia	62 60
90	A	Notre Dame	49 85
94	H	Penn	78 63
99	H	Charlotte	75 81
100	N	Georgia	68 79

RPI	S	Opponent	Score
103	A	St. Louis	54 64
104	H	La Salle	83 74
104	N	La Salle	64 62
110	A	Holy Cross	63 71
121	A	Siena	54 64
128	A	Massachusetts	61 74
152	A	Rhode Island	59 64
152	H	Rhode Island	79 76
184	H	Dayton	66 56

RPI	S	Opponent	Score
205	H	Richmond	63 45
205	N	Richmond	45 37
228	A	Fairfield	95 80
253	N	Norfolk St.	72 53
262	H	Lafayette	71 52
270	H	St. Francis (N.Y.)	60 66
290	A	St. Bonaventure	81 70
290	H	St. Bonaventure	79 72
308	A	Duquesne	90 81
308	H	Duquesne	90 63

LAST 10 Division I GAMES:

82	A	Xavier	59 70	33	H	George Washington	67 78
104	N	La Salle	64 62	48	A	St. Joseph's	58 64
205	N	Richmond	45 37	99	H	Charlotte	75 81
81	A	Temple	69 52	82	A	Xavier	64 84
104	H	La Salle	83 74	152	H	Rhode Island	79 76

Fordham

Fordham

Non-Div I Games:

Fordham

■ Loss,
 ■ Non-Conf,
 ■ S Site,
 ■ H Home
 ■ A Away
 N Neutral

Average RPI Win: 186
Average RPI Loss: 106

WON-LOST
RECORD

WINNING
PCT. RANK

LAST 10
GAMES

STRENGTH OF
SCHEDULE

OPP. STRENGTH
OF SCHEDULE

TEAM
RPI

CONF.
RPI

DIV. I ONLY	15- 13	132	5- 5	137	123	129	10
DIV. I NON-CONF.	7- 5	113	0- 1	118	236	113	7

TOTALS	RPI 1-50	RPI 51-100	W-L RECORDS	RPI 101-200	RPI 201+
15- 13	1- 2	3- 6	OVERALL	4- 4	7- 1
12- 2	1- 0	2- 2	HOME	4- 0	5- 0
3- 10	0- 2	1- 4	AWAY	0- 3	2- 1
0- 1	0- 0	0- 0	NEUTRAL	0- 1	0- 0
7- 5	0- 1	1- 2	NON-CONFERENCE	2- 2	4- 0
5- 1	0- 0	0- 1	HOME	2- 0	3- 0
2- 3	0- 1	1- 1	AWAY	0- 1	1- 0
0- 1	0- 0	0- 0	NEUTRAL	0- 1	0- 0
8- 8	1- 1	2- 4	CONFERENCE	2- 2	3- 1
7- 1	1- 0	2- 1	HOME	2- 0	2- 0
1- 7	0- 1	0- 3	AWAY	0- 2	1- 1
0- 0	0- 0	0- 0	NEUTRAL	0- 0	0- 0

RPI	S	Opponent	Score
27	A	Nevada	60 74
27	H	Nevada	87 77
46	A	Creighton	62 67

RPI	S	Opponent	Score
54	A	Utah St.	77 87
54	H	Utah St.	99 96
63	H	Iona	69 70
74	A	Louisiana Tech	54 73
74	H	Louisiana Tech	66 68
87	A	Pacific	63 99
97	A	Iowa St.	84 77
98	A	New Mexico St.	70 73
98	H	New Mexico St.	75 72

RPI	S	Opponent	Score
105	A	Hawaii	65 73
105	H	Hawaii	73 67
131	A	Buffalo	69 85
139	N	San Diego	61 72
170	H	Oregon St.	80 73
180	A	Boise St.	63 66
180	H	Boise St.	81 79
185	H	San Francisco	65 60

RPI	S	Opponent	Score
219	H	UC Santa Barb.	79 76
253	H	Norfolk St.	89 70
271	A	San Jose St.	87 80
271	H	San Jose St.	79 66
278	A	Cal Poly	85 77
283	H	Cal St. Northridge	75 60
302	A	Idaho	61 72
302	H	Idaho	89 54

LAST 10 Division I GAMES:

27	A	Nevada	60 74	105	H	Hawaii	73 67
54	A	Utah St.	77 87	271	H	San Jose St.	79 66
180	H	Boise St.	81 79	302	A	Idaho	61 72
271	A	San Jose St.	87 80	180	A	Boise St.	63 66
46	A	Creighton	62 67	302	H	Idaho	89 54

Non-Div I Games:

Fresno St.

Loss, **Non-Conf**, **S Site**, **H Home** **A Away** **N Neutral**

Average RPI Win: 238

Average RPI Loss: 185

WON-LOST
RECORDWINNING
PCT. RANKLAST 10
GAMESSTRENGTH OF
SCHEDULEOPP. STRENGTH
OF SCHEDULETEAM
RPICONF.
RPI

DIV. I ONLY

12- 13

175

4- 6

272

289

220

24

DIV. I NON-CONF.

4- 5

187

1- 0

249

257

219

22

TOTALS

RPI 1-50

RPI 51-100

W-L RECORDS

RPI 101-200

RPI 201+

12- 13

0- 0

1- 2

OVERALL

2- 7

9- 4

8- 3

0- 0

1- 0

HOME

1- 3

6- 0

4- 10

0- 0

0- 2

AWAY

1- 4

3- 4

0- 0

0- 0

0- 0

NEUTRAL

0- 0

0- 0

4- 5

0- 0

0- 1

NON-CONFERENCE

0- 3

4- 1

3- 1

0- 0

0- 0

HOME

0- 1

3- 0

1- 4

0- 0

0- 1

AWAY

0- 2

1- 1

0- 0

0- 0

0- 0

NEUTRAL

0- 0

0- 0

8- 8

0- 0

1- 1

CONFERENCE

2- 4

5- 3

5- 2

0- 0

1- 0

HOME

1- 2

3- 0

3- 6

0- 0

0- 1

AWAY

1- 2

2- 3

0- 0

0- 0

0- 0

NEUTRAL

0- 0

0- 0

RPI 1-50

RPI 51-100

RPI 101-200

RPI 201+

Team's RPI: 220

RPI S Opponent Score

RPI S Opponent Score

RPI S Opponent Score

RPI S Opponent Score

69 A Vanderbilt 60 81
 92 A Davidson 59 77
 92 H Davidson 70 66

139 H San Diego 73 80
 142 A Texas Tech 74 83
 147 A Missouri 63 72
 160 A Ga. Southern 66 63
 160 H Ga. Southern 61 86
 168 H Chattanooga 76 71
 172 A Elon 77 81
 189 A Col. of Charleston 53 66
 189 H Col. of Charleston 65 67

218 H South Carolina St. 75 64
 222 H North Dakota St. 73 61
 234 H Appalachian St. 76 64
 242 A UNC Asheville 65 79
 250 H Kennesaw St. 83 76
 264 A Western Caro. 76 85
 279 A UNC Greensboro 59 65
 287 A Wofford 83 52
 287 H Wofford 67 59
 293 A Campbell 79 78
 320 A Citadel 64 41
 320 A Citadel 53 65
 320 H Citadel 81 57

LAST 10 Division I GAMES:

320 A Citadel 53 65
 160 H Ga. Southern 61 86
 320 A Citadel 64 41
 92 A Davidson 59 77
 287 H Wofford 67 59

189 H Col. of Charleston 65 67
 234 H Appalachian St. 76 64
 279 A UNC Greensboro 59 65
 264 A Western Caro. 76 85
 222 H North Dakota St. 73 61

Non-Div I Games: Johns Hopkins

91 55

Macalester

100 58

Sewanee

99 69

Furman

Average RPI Win: 239
Average RPI Loss: 168

WON-LOST
RECORD

WINNING
PCT. RANK

LAST 10
GAMES

STRENGTH OF
SCHEDULE

OPP. STRENGTH
OF SCHEDULE

TEAM
RPI

CONF.
RPI

DIV. I ONLY	18- 10	72	7- 3	316	226	160	24
DIV. I NON-CONF.	7- 5	113	0- 1	321	152	213	22

TOTALS	RPI 1-50	RPI 51-100	W-L RECORDS	RPI 101-200	RPI 201+
18- 10	0- 1	1- 2	OVERALL	5- 2	12- 5
10- 1	0- 0	1- 0	HOME	3- 0	6- 1
7- 7	0- 1	0- 2	AWAY	2- 2	5- 2
1- 2	0- 0	0- 0	NEUTRAL	0- 0	1- 2
7- 5	0- 1	0- 1	NON-CONFERENCE	1- 2	6- 1
3- 0	0- 0	0- 0	HOME	1- 0	2- 0
3- 4	0- 1	0- 1	AWAY	0- 2	3- 0
1- 1	0- 0	0- 0	NEUTRAL	0- 0	1- 1
11- 5	0- 0	1- 1	CONFERENCE	4- 0	6- 4
7- 1	0- 0	1- 0	HOME	2- 0	4- 1
4- 3	0- 0	0- 1	AWAY	2- 0	2- 2
0- 1	0- 0	0- 0	NEUTRAL	0- 0	0- 1

RPI S	Opponent	Score
22 A	Missouri St.	55 101

RPI S	Opponent	Score
92 A	Davidson	58 83
92 H	Davidson	76 73
99 A	Charlotte	61 77

RPI S	Opponent	Score
113 A	Kansas St.	58 83
134 H	Ill. -Chicago	89 69
142 A	Texas Tech	61 74
168 A	Chattanooga	93 71
172 H	Elon	63 45
189 A	Col. of Charleston	91 79
189 H	Col. of Charleston	71 68

RPI S	Opponent	Score
220 A	Furman	86 61
220 H	Furman	63 66
231 A	Arkansas St.	82 71
234 A	Appalachian St.	84 90
234 N	Appalachian St.	61 74
235 A	Illinois St.	64 61
237 N	South Fla.	66 72
239 N	Portland	89 75
264 H	Western Caro.	72 67
279 H	UNC Greensboro	86 78
287 A	Wofford	62 78
287 H	Wofford	91 75
306 H	Mercer	98 79
320 A	Citadel	83 65
320 H	Citadel	96 68
331 A	Jacksonville	84 79
331 H	Jacksonville	81 67

LAST 10 Division I GAMES:

99 A	Charlotte	61 77	189 A	Col. of Charleston	91 79
234 N	Appalachian St.	61 74	320 H	Citadel	96 68
220 A	Furman	86 61	264 H	Western Caro.	72 67
92 H	Davidson	76 73	168 A	Chattanooga	93 71
287 A	Wofford	62 78	172 H	Elon	63 45

Non-Div I Games: Augusta St. 90 58 Webber Int'l 111 73

Ga. Southern

Loss, Non-Conf, S Site, H Home A Away N Neutral

Average RPI Win:	248	WON-LOST	WINNING	LAST 10	STRENGTH OF	OPP. STRENGTH	TEAM	CONF.
Average RPI Loss:	179	RECORD	PCT. RANK	GAMES	SCHEDULE	OF SCHEDULE	RPI	RPI

DIV. I ONLY	17- 12	106	7- 3	260	303	159	27
DIV. I NON-CONF.	6- 5	136	2- 0	290	203	195	30

TOTALS	RPI 1-50	RPI 51-100	W-L RECORDS	RPI 101-200	RPI 201+
17- 12	0- 2	1- 0	OVERALL	3- 3	13- 7
6- 4	0- 0	0- 0	HOME	2- 0	4- 4
11- 7	0- 2	1- 0	AWAY	1- 2	9- 3
0- 1	0- 0	0- 0	NEUTRAL	0- 1	0- 0
6- 5	0- 2	1- 0	NON-CONFERENCE	0- 1	5- 2
1- 1	0- 0	0- 0	HOME	0- 0	1- 1
5- 4	0- 2	1- 0	AWAY	0- 1	4- 1
0- 0	0- 0	0- 0	NEUTRAL	0- 0	0- 0
11- 7	0- 0	0- 0	CONFERENCE	3- 2	8- 5
5- 3	0- 0	0- 0	HOME	2- 0	3- 3
6- 3	0- 0	0- 0	AWAY	1- 1	5- 2
0- 1	0- 0	0- 0	NEUTRAL	0- 1	0- 0

RPI S	Opponent	Score
9	A Ohio St.	58 87
14	A North Carolina	80 83

RPI S	Opponent	Score
83	A Minnesota	73 72

RPI S	Opponent	Score
112	A Auburn	43 70
115	A Belmont	69 67
115	H Belmont	74 66
140	A Lipscomb	58 70
140	H Lipscomb	71 66
140	N Lipscomb	51 70

RPI S	Opponent	Score
211	A Fla. Atlantic	63 77
211	H Fla. Atlantic	51 72
226	A East Tenn. St.	69 64
226	A East Tenn. St.	64 63
226	H East Tenn. St.	66 89
250	A Kennesaw St.	84 58
250	H Kennesaw St.	68 74
264	A Western Caro.	90 83
267	A Stetson	65 77
267	H Stetson	70 68
279	A UNC Greensboro	68 76
293	A Campbell	81 70
293	H Campbell	76 79
300	A East Caro.	77 72
306	A Mercer	77 67
306	H Mercer	67 58
331	A Jacksonville	72 67
331	H Jacksonville	77 73
332	A North Fla.	71 67
332	H North Fla.	69 68

LAST 10 Division I GAMES:

140	N Lipscomb	51 70	115	H Belmont	74 66
226	A East Tenn. St.	64 63	226	A East Tenn. St.	69 64
267	A Stetson	65 77	250	A Kennesaw St.	84 58
306	A Mercer	77 67	211	A Fla. Atlantic	63 77
140	H Lipscomb	71 66	332	H North Fla.	69 68

Average RPI Win: 146
Average RPI Loss: 49

WON-LOST
RECORD

WINNING
PCT. RANK

LAST 10
GAMES

STRENGTH OF
SCHEDULE

OPP. STRENGTH
OF SCHEDULE

TEAM
RPI

CONF.
RPI

DIV. I ONLY	27- 8	16	7- 3	37	87	15	8
DIV. I NON-CONF.	11- 4	63	5- 1	6	31	6	12

TOTALS	RPI 1-50	RPI 51-100	W-L RECORDS	RPI 101-200	RPI 201+
27- 8	6- 5	6- 2	OVERALL	4- 1	11- 0
12- 1	1- 1	3- 0	HOME	3- 0	5- 0
8- 5	1- 2	3- 2	AWAY	0- 1	4- 0
7- 2	4- 2	0- 0	NEUTRAL	1- 0	2- 0
11- 4	5- 2	1- 1	NON-CONFERENCE	3- 1	2- 0
3- 1	0- 1	0- 0	HOME	2- 0	1- 0
2- 2	1- 0	1- 1	AWAY	0- 1	0- 0
6- 1	4- 1	0- 0	NEUTRAL	1- 0	1- 0
16- 4	1- 3	5- 1	CONFERENCE	1- 0	9- 0
9- 0	1- 0	3- 0	HOME	1- 0	4- 0
6- 3	0- 2	2- 1	AWAY	0- 0	4- 0
1- 1	0- 1	0- 0	NEUTRAL	0- 0	1- 0

RPI S Opponent Score

4 N Connecticut 86 84

5 N Florida 58 73

14 N North Carolina 65 60

19 A Wichita St. 70 67

19 N Wichita St. 63 55

23 N Michigan St. 75 65

30 A Hofstra 66 77

30 N Hofstra 49 58

31 A UNC Wilmington 63 69

31 H UNC Wilmington 69 62

46 H Creighton 52 72

RPI S Opponent Score

52 A Old Dominion 53 54

52 H Old Dominion 66 47

75 A Manhattan 72 66

80 A Va. Commonwealth 73 61

80 H Va. Commonwealth 73 60

88 A Northeastern 71 68

88 H Northeastern 74 63

89 A Wake Forest 78 83

RPI S Opponent Score

108 A Mississippi St. 61 63

110 H Holy Cross 71 38

125 H Drexel 67 48

166 N UC Irvine 79 56

193 H Radford 81 69

RPI S Opponent Score

203 N American 75 35

216 H Towson 65 53

236 A Delaware 57 52

236 H Delaware 70 56

238 A Georgia St. 81 51

238 N Georgia St. 61 56

263 A William & Mary 65 46

263 H William & Mary 81 58

284 H Hampton 79 66

295 A James Madison 65 43

295 H James Madison 95 68

LAST 10 Division I GAMES:

5 N Florida 58 73	30 N Hofstra 49 58
4 N Connecticut 86 84	238 N Georgia St. 61 56
19 N Wichita St. 63 55	295 H James Madison 95 68
14 N North Carolina 65 60	30 A Hofstra 66 77
23 N Michigan St. 75 65	19 A Wichita St. 70 67

George Mason

George Mason

Non-Div I Games:

George Mason

Loss, Non-Conf, S Site, H Home A Away N Neutral

Average RPI Win: 180

Average RPI Loss: 44

WON-LOST
RECORDWINNING
PCT. RANKLAST 10
GAMESSTRENGTH OF
SCHEDULEOPP. STRENGTH
OF SCHEDULETEAM
RPICONF.
RPI

DIV. I ONLY

27- 3

1

8- 2

192

113

33

11

DIV. I NON-CONF.

11- 2

15

1- 1

277

211

85

8

TOTALS

RPI 1-50

RPI 51-100

W-L RECORDS

RPI 101-200

RPI 201+

27- 3

3- 1

5- 2

OVERALL

6- 0

13- 0

15- 0

1- 0

1- 0

HOME

5- 0

8- 0

10- 1

1- 0

3- 1

AWAY

1- 0

5- 0

2- 2

1- 1

1- 1

NEUTRAL

0- 0

0- 0

11- 2

1- 1

1- 1

NON-CONFERENCE

0- 0

9- 0

7- 0

0- 0

0- 0

HOME

0- 0

7- 0

2- 1

0- 0

0- 1

AWAY

0- 0

2- 0

2- 1

1- 1

1- 0

NEUTRAL

0- 0

0- 0

16- 1

2- 0

4- 1

CONFERENCE

6- 0

4- 0

8- 0

1- 0

1- 0

HOME

5- 0

1- 0

8- 0

1- 0

3- 0

AWAY

1- 0

3- 0

0- 1

0- 0

0- 1

NEUTRAL

0- 0

0- 0

RPI 1-50

Team's RPI: 33

RPI S Opponent Score

RPI 51-100

RPI S Opponent Score

RPI 101-200

RPI S Opponent Score

RPI 201+

RPI S Opponent Score

1 N Duke 61 74

31 N UNC Wilmington 88 85

48 A St. Joseph's 64 62

48 H St. Joseph's 82 70

51 A North Carolina St. 58 79

60 N Maryland 78 70

81 A Temple 72 60

81 N Temple 53 68

82 A Xavier 89 85

99 A Charlotte 83 69

99 H Charlotte 86 85

103 H St. Louis 69 64

104 H La Salle 77 65

128 H Massachusetts 69 66

133 A Fordham 78 67

152 H Rhode Island 81 62

184 H Dayton 81 67

205 A Richmond 64 51

205 H Richmond 80 55

209 H Boston U. 75 62

233 A Marshall 79 73

250 H Kennesaw St. 87 42

253 H Norfolk St. 80 69

277 H Florida Int'l 70 45

290 A St. Bonaventure 89 78

308 A Duquesne 94 78

310 H Stony Brook 88 60

319 H Md. -East. Shore 98 72

323 H St. Francis (Pa.) 85 68

329 A Morgan St. 102 75

LAST 10 Division I GAMES:

1 N Duke 61 74

31 N UNC Wilmington 88 85

81 N Temple 53 68

99 H Charlotte 86 85

290 A St. Bonaventure 89 78

133 A Fordham 78 67

104 H La Salle 77 65

205 A Richmond 64 51

128 H Massachusetts 69 66

48 A St. Joseph's 64 62

George Washington

George Washington

Non-Div I Games:

George Washington

Loss,
 Non-Conf, S Site,
 H Home
A Away
 N Neutral

Average RPI Win: 133
Average RPI Loss: 45

WON-LOST
RECORD

WINNING
PCT. RANK

LAST 10
GAMES

STRENGTH OF
SCHEDULE

OPP. STRENGTH
OF SCHEDULE

TEAM
RPI

CONF.
RPI

DIV. I ONLY	23- 10	43	6- 4	54	10	26	3
DIV. I NON-CONF.	11- 3	31	2- 1	104	61	40	2

TOTALS	RPI 1-50	RPI 51-100	W-L RECORDS	RPI 101-200	RPI 201+
23- 10	7- 8	5- 1	OVERALL	4- 0	7- 1
11- 2	4- 1	1- 1	HOME	2- 0	4- 0
7- 6	0- 5	3- 0	AWAY	2- 0	2- 1
5- 2	3- 2	1- 0	NEUTRAL	0- 0	1- 0
11- 3	3- 2	1- 1	NON-CONFERENCE	1- 0	6- 0
4- 1	1- 0	0- 1	HOME	0- 0	3- 0
4- 1	0- 1	1- 0	AWAY	1- 0	2- 0
3- 1	2- 1	0- 0	NEUTRAL	0- 0	1- 0
12- 7	4- 6	4- 0	CONFERENCE	3- 0	1- 1
7- 1	3- 1	1- 0	HOME	2- 0	1- 0
3- 5	0- 4	2- 0	AWAY	1- 0	0- 1
2- 1	1- 1	1- 0	NEUTRAL	0- 0	0- 0

RPI S Opponent Score Team's RPI: 26

1	H	Duke	87	84
2	A	Villanova	65	75
4	A	Connecticut	67	74
5	N	Florida	53	57
9	N	Ohio St.	70	52
13	H	Pittsburgh	61	58
16	A	Illinois	48	58
18	H	Syracuse	68	53
18	N	Syracuse	57	58
28	A	West Virginia	61	68
28	H	West Virginia	56	69
35	N	UNI	54	49
40	A	Marquette	51	57
40	N	Marquette	62	59
43	H	Cincinnati	76	57

RPI S Opponent Score

69	H	Vanderbilt	61	68
76	H	Rutgers	66	50
77	A	UTEP	76	64
90	A	Notre Dame	85	82
90	N	Notre Dame	67	63
91	A	DePaul	64	44

RPI S Opponent Score

106	H	Providence	72	62
138	A	St. John's (N.Y.)	79	65
138	H	St. John's (N.Y.)	64	41
146	A	Oregon	71	57

RPI S Opponent Score

228	H	Fairfield	76	51
237	A	South Fla.	56	63
237	H	South Fla.	50	47
267	H	Stetson	70	50
286	N	Colgate	61	45
295	A	James Madison	73	66
299	A	Navy	72	49
333	H	Savannah St.	78	49

LAST 10 Division I GAMES:

5	N	Florida	53	57	90	N	Notre Dame	67	63
9	N	Ohio St.	70	52	237	A	South Fla.	56	63
35	N	UNI	54	49	18	H	Syracuse	68	53
18	N	Syracuse	57	58	76	H	Rutgers	66	50
40	N	Marquette	62	59	2	A	Villanova	65	75

Georgetown

Georgetown

Non-Div I Games:

Georgetown

Loss, Non-Conf, S Site, H Home A Away N Neutral

Average RPI Win: 159

Average RPI Loss: 48

WON-LOST
RECORDWINNING
PCT. RANKLAST 10
GAMESSTRENGTH OF
SCHEDULEOPP. STRENGTH
OF SCHEDULETEAM
RPICONF.
RPI

DIV. I ONLY

15- 15

157

3- 7

56

33

100

1

DIV. I NON-CONF.

10- 3

39

0- 0

232

226

91

1

TOTALS

RPI 1-50

RPI 51-100

W-L RECORDS

RPI 101-200

RPI 201+

15- 15

3- 10

3- 2

OVERALL

4- 3

5- 0

9- 5

2- 4

1- 1

HOME

2- 0

4- 0

3- 7

1- 5

2- 0

AWAY

0- 2

0- 0

3- 3

0- 1

0- 1

NEUTRAL

2- 1

1- 0

10- 3

0- 1

2- 1

NON-CONFERENCE

3- 1

5- 0

6- 0

0- 0

1- 0

HOME

1- 0

4- 0

1- 1

0- 1

1- 0

AWAY

0- 0

0- 0

3- 2

0- 0

0- 1

NEUTRAL

2- 1

1- 0

5- 12

3- 9

1- 1

CONFERENCE

1- 2

0- 0

3- 5

2- 4

0- 1

HOME

1- 0

0- 0

2- 6

1- 4

1- 0

AWAY

0- 2

0- 0

0- 1

0- 1

0- 0

NEUTRAL

0- 0

0- 0

RPI 1-50

RPI S Opponent

Score

5	A	Florida	66	77
5	H	Florida	72	90
7	A	LSU	52	81
8	A	Tennessee	76	89
8	H	Tennessee	78	83
27	A	Nevada	62	68
29	A	Kentucky	61	68
29	H	Kentucky	55	69
36	A	South Carolina	64	61
36	H	South Carolina	48	47
45	H	Arkansas	57	74
45	N	Arkansas	67	80
50	H	Alabama	88	79

RPI 51-100

Team's RPI: 100

RPI S Opponent

Score

52	N	Old Dominion	65	74
58	A	Western Ky.	69	65
69	A	Vanderbilt	74	73
69	H	Vanderbilt	55	72
79	H	Clemson	72	69

RPI 101-200

RPI S Opponent

Score

108	A	Mississippi St.	68	83
112	A	Auburn	65	66
133	N	Fordham	79	68
151	H	Mississippi	72	65
162	H	Georgia Tech	91	75
170	N	Oregon St.	60	64
194	N	Eastern Ky.	76	68

RPI 201+

RPI S Opponent

Score

238	N	Georgia St.	72	61
251	H	Florida A&M	95	74
264	H	Western Caro.	89	65
325	H	Howard	78	72
333	H	Savannah St.	84	48

LAST 10 Division I GAMES:

45	N	Arkansas	67	80	69	H	Vanderbilt	55	72
45	H	Arkansas	57	74	29	A	Kentucky	61	68
5	A	Florida	66	77	8	H	Tennessee	78	83
108	A	Mississippi St.	68	83	69	A	Vanderbilt	74	73
36	H	South Carolina	48	47	50	H	Alabama	88	79

Non-Div I Games:

Georgia

Loss, Non-Conf, S Site, H Home A Away N Neutral

Average RPI Win:	251	WON-LOST	WINNING	LAST 10	STRENGTH OF	OPP. STRENGTH	TEAM	CONF.
Average RPI Loss:	92	RECORD	PCT. RANK	GAMES	SCHEDULE	OF SCHEDULE	RPI	RPI

DIV. I ONLY	7- 22	299	2- 8	106	101	238	8
DIV. I NON-CONF.	3- 6	229	0- 1	234	83	245	12

TOTALS	RPI 1-50	RPI 51-100	W-L RECORDS	RPI 101-200	RPI 201+
7- 22	0- 8	0- 8	OVERALL	1- 3	6- 3
3- 9	0- 4	0- 4	HOME	1- 0	2- 1
3- 11	0- 3	0- 3	AWAY	0- 3	3- 2
1- 2	0- 1	0- 1	NEUTRAL	0- 0	1- 0
3- 6	0- 2	0- 2	NON-CONFERENCE	1- 2	2- 0
1- 2	0- 1	0- 1	HOME	1- 0	0- 0
2- 3	0- 1	0- 0	AWAY	0- 2	2- 0
0- 1	0- 0	0- 1	NEUTRAL	0- 0	0- 0
4- 16	0- 6	0- 6	CONFERENCE	0- 1	4- 3
2- 7	0- 3	0- 3	HOME	0- 0	2- 1
1- 8	0- 2	0- 3	AWAY	0- 1	1- 2
1- 1	0- 1	0- 0	NEUTRAL	0- 0	1- 0

RPI S	Opponent	Score	RPI S	Opponent	Score	RPI S	Opponent	Score	RPI S	Opponent	Score
15	H George Mason	51 81	52	A Old Domini on	56 75	125	A Drexel	57 73	216	A Towson	62 66
15	N George Mason	56 61	52	H Old Domini on	62 77	143	A La. -Lafayette	70 76	216	H Towson	69 70
29	H Kentucky	46 73	80	A Va. Commonweal th	54 67	143	H La. -Lafayette	76 61	216	N Towson	72 64
30	A Hofstra	53 69	80	H Va. Commonweal th	68 79	189	A Col. of Charleston	75 83	236	H Delaware	99 72
30	H Hofstra	70 76	88	A Northeastern	63 89				263	A William & Mary	73 90
31	A UNC Wi lmi ngton	56 68	88	H Northeastern	54 68				263	H William & Mary	79 70
31	H UNC Wi lmi ngton	57 69	99	H Charl otte	68 73				272	A Al abama St.	66 49
50	A Al abama	58 85	100	N Georgi a	61 72				295	A James Madi son	77 53
									333	A Savannah St.	80 59

LAST 10 Div sion I GAMES:

15	N George Mason	56 61	52	A Old Domini on	56 75
216	N Towson	72 64	31	H UNC Wi lmi ngton	57 69
31	A UNC Wi lmi ngton	56 68	30	H Hofstra	70 76
216	H Towson	69 70	263	A William & Mary	73 90
189	A Col. of Charleston	75 83	295	A James Madi son	77 53

Non-Di v I Games:

Georgi a St.

■ Loss,
 ■ Non-Conf, S Site,
 ■ Home
 ■ Away
 N Neutral

Average RPI Win: 169
Average RPI Loss: 65

WON-LOST
RECORD

WINNING
PCT. RANK

LAST 10
GAMES

STRENGTH OF
SCHEDULE

OPP. STRENGTH
OF SCHEDULE

TEAM
RPI

CONF.
RPI

DIV. I ONLY	11- 17	240	2- 8	73	48	162	4
DIV. I NON-CONF.	7- 4	91	0- 0	261	189	145	4

TOTALS	RPI 1-50	RPI 51-100	W-L RECORDS	RPI 101-200	RPI 201+
11- 17	1- 4	4- 11	OVERALL	1- 2	5- 0
10- 5	1- 1	4- 3	HOME	1- 1	4- 0
1- 11	0- 3	0- 7	AWAY	0- 1	1- 0
0- 1	0- 0	0- 1	NEUTRAL	0- 0	0- 0
7- 4	0- 1	1- 2	NON-CONFERENCE	1- 1	5- 0
6- 1	0- 0	1- 0	HOME	1- 1	4- 0
1- 3	0- 1	0- 2	AWAY	0- 0	1- 0
0- 0	0- 0	0- 0	NEUTRAL	0- 0	0- 0
4- 13	1- 3	3- 9	CONFERENCE	0- 1	0- 0
4- 4	1- 1	3- 3	HOME	0- 0	0- 0
0- 8	0- 2	0- 5	AWAY	0- 1	0- 0
0- 1	0- 0	0- 1	NEUTRAL	0- 0	0- 0

RPI S	Opponent	Score
1	H Duke	66 73
14	A North Carolina	75 82
17	A Boston College	64 66
17	H Boston College	60 58
23	A Michigan St.	86 88

RPI S	Opponent	Score
51	A North Carolina St.	78 87
51	H North Carolina St.	71 68
55	A Air Force	46 54
60	A Maryl and	84 87
60	H Maryl and	74 86
60	N Maryl and	64 82
69	H Vanderbilt	76 67
70	A Florida St.	79 80
72	H Miami (Fla.)	53 70
79	A Clemson	82 95
79	H Clemson	63 73
86	H Virginia	63 54
89	A Wake Forest	71 86
89	H Wake Forest	76 61
100	A Georgia	75 91

RPI S	Opponent	Score
134	H Ill. -Chicago	51 73
148	A Virginia Tech	62 63
172	H Elon	81 69

RPI S	Opponent	Score
208	H Tennessee St.	82 72
242	H UNC Asheville	80 52
273	H Bethune-Cookman	73 46
326	A Centenary (La.)	85 69
331	H Jacksonville	92 67

LAST 10 Division I GAMES:

60	N Maryl and	64 82	14	A North Carolina	75 82
79	A Clemson	82 95	51	H North Carolina St.	71 68
89	H Wake Forest	76 61	70	A Florida St.	79 80
1	H Duke	66 73	72	H Miami (Fla.)	53 70
60	A Maryl and	84 87	148	A Virginia Tech	62 63

Non-Div I Games:

Georgia Tech

Loss, Non-Conf, S Site, H Home A Away N Neutral

Average RPI Win: 147

Average RPI Loss: 9

WON-LOST
RECORDWINNING
PCT. RANKLAST 10
GAMESSTRENGTH OF
SCHEDULEOPP. STRENGTH
OF SCHEDULETEAM
RPICONF.
RPI

DIV. I ONLY

29- 4

5

9- 1

84

72

11

12

DIV. I NON-CONF.

13- 4

49

2- 1

27

4

13

10

TOTALS

RPI 1-50

RPI 51-100

W-L RECORDS

RPI 101-200

RPI 201+

29- 4

3- 4

5- 0

OVERALL

16- 0

5- 0

16- 0

1- 0

2- 0

HOME

10- 0

3- 0

8- 2

0- 2

0- 0

AWAY

6- 0

2- 0

5- 2

2- 2

3- 0

NEUTRAL

0- 0

0- 0

13- 4

3- 4

5- 0

NON-CONFERENCE

4- 0

1- 0

7- 0

1- 0

2- 0

HOME

3- 0

1- 0

1- 2

0- 2

0- 0

AWAY

1- 0

0- 0

5- 2

2- 2

3- 0

NEUTRAL

0- 0

0- 0

16- 0

0- 0

0- 0

CONFERENCE

12- 0

4- 0

9- 0

0- 0

0- 0

HOME

7- 0

2- 0

7- 0

0- 0

0- 0

AWAY

5- 0

2- 0

0- 0

0- 0

0- 0

NEUTRAL

0- 0

0- 0

RPI 1-50

Team's RPI: 11

RPI 51-100

RPI 101-200

RPI 201+

RPI S Opponent Score

RPI S Opponent Score

RPI S Opponent Score

RPI S Opponent Score

3 A Memphis 72 83
 4 N Connecticut 63 65
 6 N UCLA 71 73
 23 N Michigan St. 109 106
 24 A Washington 95 99
 34 N Indiana 90 80
 48 H St. Joseph's 102 94

60 N Maryland 88 76
 82 N Xavier 79 75
 84 H Stanford 80 76
 86 H Virginia 80 69
 95 N Oklahoma St. 64 62

103 A St. Louis 60 57
 123 A St. Mary's (Cal.) 68 60
 123 H St. Mary's (Cal.) 62 61
 139 A San Diego 64 63
 139 H San Diego 75 59
 139 H San Diego 96 92
 144 H Eastern Wash. 75 65
 150 A Loyola Marymount 79 70
 150 H Loyola Marymount 92 80
 150 H Loyola Marymount 68 67
 167 H Washington St. 67 53
 183 A Santa Clara 81 68
 183 H Santa Clara 85 71
 185 A San Francisco 84 75
 185 H San Francisco 75 72
 198 H Portland St. 89 80

239 A Portland 97 83
 239 H Portland 81 64
 249 A Pepperdine 81 71
 249 H Pepperdine 102 73
 302 H Idaho 69 60

LAST 10 Division I GAMES:

6 N UCLA 71 73
 34 N Indiana 90 80
 82 N Xavier 79 75
 150 H Loyola Marymount 68 67
 139 H San Diego 96 92

185 H San Francisco 75 72
 139 H San Diego 75 59
 249 A Pepperdine 81 71
 150 A Loyola Marymount 79 70
 239 A Portland 97 83

Non-Div I Games:

Gonzaga

Average RPI Win: 275

Average RPI Loss: 230

WON-LOST
RECORDWINNING
PCT. RANKLAST 10
GAMESSTRENGTH OF
SCHEDULEOPP. STRENGTH
OF SCHEDULETEAM
RPICONF.
RPI

DIV. I ONLY

12- 13

175

4- 6

331

324

282

31

DIV. I NON-CONF.

0- 5

323

0- 0

302

18

329

31

TOTALS

RPI 1-50

RPI 51-100

W-L RECORDS

RPI 101-200

RPI 201+

12- 13

0- 1

0- 1

OVERALL

1- 2

11- 9

5- 4

0- 0

0- 0

HOME

1- 0

4- 4

6- 8

0- 1

0- 1

AWAY

0- 2

6- 4

1- 1

0- 0

0- 0

NEUTRAL

0- 0

1- 1

0- 5

0- 1

0- 1

NON-CONFERENCE

0- 1

0- 2

0- 0

0- 0

0- 0

HOME

0- 0

0- 0

0- 5

0- 1

0- 1

AWAY

0- 1

0- 2

0- 0

0- 0

0- 0

NEUTRAL

0- 0

0- 0

12- 8

0- 0

0- 0

CONFERENCE

1- 1

11- 7

5- 4

0- 0

0- 0

HOME

1- 0

4- 4

6- 3

0- 0

0- 0

AWAY

0- 1

6- 2

1- 1

0- 0

0- 0

NEUTRAL

0- 0

1- 1

RPI 1-50

RPI 51-100

RPI 101-200

RPI 201+

Team's RPI: 282

RPI	S	Opponent	Score
44	A	Texas A&M	71 101

RPI	S	Opponent	Score
83	A	Minnesota	64 88

RPI	S	Opponent	Score
130	A	Southern U.	57 72
130	H	Southern U.	80 75
184	A	Dayton	55 59

RPI	S	Opponent	Score
235	A	Illinois St.	50 62
247	A	Jackson St.	77 73
247	H	Jackson St.	87 81
258	A	Alabama A&M	57 58
258	H	Alabama A&M	84 92
272	A	Alabama St.	69 67
272	H	Alabama St.	62 59
288	A	TCU	64 79
292	A	Ark. - Pine Bluff	66 64
292	H	Ark. - Pine Bluff	68 78
292	N	Ark. - Pine Bluff	49 61
297	A	Mississippi Val.	64 59
297	H	Mississippi Val.	53 62
297	N	Mississippi Val.	50 49
301	A	Alcorn St.	65 62
301	H	Alcorn St.	71 75
307	A	Texas Southern	80 68
307	H	Texas Southern	78 76
334	A	Prairie View	68 72
334	H	Prairie View	74 67

LAST 10 Division I GAMES:

292	N	Ark. - Pine Bluff	49 61	292	H	Ark. - Pine Bluff	68 78
297	N	Mississippi Val.	50 49	247	H	Jackson St.	87 81
258	A	Alabama A&M	57 58	334	A	Prairie View	68 72
272	A	Alabama St.	69 67	307	A	Texas Southern	80 68
297	H	Mississippi Val.	53 62	301	H	Alcorn St.	71 75

Grambling

Grambling

Non-Div I Games: Belhaven

77 46

Texas Col.

88 70

Grambling

Loss, Non-Conf, S Site, H Home A Away N Neutral

Average RPI Win: 280
Average RPI Loss: 202

WON-LOST
RECORD

WINNING
PCT. RANK

LAST 10
GAMES

STRENGTH OF
SCHEDULE

OPP. STRENGTH
OF SCHEDULE

TEAM
RPI

CONF.
RPI

DIV. I ONLY	16- 16	157	5- 5	330	328	284	30
DIV. I NON-CONF.	2- 8	285	0- 2	283	297	311	29

TOTALS	RPI 1-50	RPI 51-100	W-L RECORDS	RPI 101-200	RPI 201+
16- 16	0- 1	0- 1	OVERALL	2- 4	14- 10
7- 7	0- 0	0- 1	HOME	1- 1	6- 5
5- 8	0- 1	0- 0	AWAY	0- 2	5- 5
4- 1	0- 0	0- 0	NEUTRAL	1- 1	3- 0
2- 8	0- 1	0- 1	NON-CONFERENCE	1- 2	1- 4
2- 3	0- 0	0- 1	HOME	1- 0	1- 2
0- 4	0- 1	0- 0	AWAY	0- 1	0- 2
0- 1	0- 0	0- 0	NEUTRAL	0- 1	0- 0
14- 8	0- 0	0- 0	CONFERENCE	1- 2	13- 6
5- 4	0- 0	0- 0	HOME	0- 1	5- 3
5- 4	0- 0	0- 0	AWAY	0- 1	5- 3
4- 0	0- 0	0- 0	NEUTRAL	1- 0	3- 0

RPI S Opponent Score
15 A George Mason 66 79

RPI S Opponent Score
80 H Va. Commonweal th 44 84

RPI S Opponent Score
114 A Delaware St. 77 88
114 H Delaware St. 58 61
114 N Delaware St. 60 56
135 N Monmouth 49 71
193 H Radford 73 69
197 A Yale 52 71

RPI S Opponent Score Team's RPI: 284
205 A Richmond 40 44
215 A Coppin St. 65 72
215 H Coppin St. 72 79
218 A South Carolina St. 69 64
218 H South Carolina St. 69 57
251 H Florida A&M 65 73
253 A Norfolk St. 51 52
253 H Norfolk St. 43 57
253 N Norfolk St. 73 56
263 H William & Mary 60 70
273 A Bethune-Cookman 78 62
273 N Bethune-Cookman 57 55
279 A UNC Greensboro 72 75
314 H Longwood 66 69
319 A Md.-East. Shore 87 75
319 H Md.-East. Shore 73 64
324 A N. C. A&T 60 65
324 H N. C. A&T 77 65
325 A Howard 75 63
325 H Howard 65 48
329 A Morgan St. 80 47
329 H Morgan St. 81 48
329 N Morgan St. 63 51
333 H Savannah St. 100 57

LAST 10 Division I GAMES:

135 N Monmouth 49 71
114 N Delaware St. 60 56
253 N Norfolk St. 73 56
273 N Bethune-Cookman 57 55
329 N Morgan St. 63 51
251 H Florida A&M 65 73
324 A N. C. A&T 60 65
218 A South Carolina St. 69 64
314 H Longwood 66 69
114 A Delaware St. 77 88

Hampton

Hampton

Non-Div I Games:

Hampton

Loss, Non-Conf, S Site, H Home A Away N Neutral

Average RPI Win: 257

Average RPI Loss: 202

WON-LOST
RECORDWINNING
PCT. RANKLAST 10
GAMESSTRENGTH OF
SCHEDULEOPP. STRENGTH
OF SCHEDULETEAM
RPICONF.
RPI

DIV. I ONLY

12- 15

196

6- 4

312

286

268

28

DIV. I NON-CONF.

3- 7

251

0- 1

298

294

300

24

TOTALS

RPI 1-50

RPI 51-100

W-L RECORDS

RPI 101-200

RPI 201+

12- 15

0- 0

0- 1

OVERALL

2- 5

10- 9

6- 6

0- 0

0- 0

HOME

1- 3

5- 3

6- 8

0- 0

0- 1

AWAY

1- 2

5- 5

0- 1

0- 0

0- 0

NEUTRAL

0- 0

0- 1

3- 7

0- 0

0- 1

NON-CONFERENCE

1- 2

2- 4

2- 2

0- 0

0- 0

HOME

1- 1

1- 1

1- 5

0- 0

0- 1

AWAY

0- 1

1- 3

0- 0

0- 0

0- 0

NEUTRAL

0- 0

0- 0

9- 8

0- 0

0- 0

CONFERENCE

1- 3

8- 5

4- 4

0- 0

0- 0

HOME

0- 2

4- 2

5- 3

0- 0

0- 0

AWAY

1- 1

4- 2

0- 1

0- 0

0- 0

NEUTRAL

0- 0

0- 1

RPI 1-50

RPI S

Opponent

Score

RPI 51-100

RPI S

Opponent

Score

RPI 101-200

RPI S

Opponent

Score

RPI 201+

RPI S

Opponent

Team's RPI: 268
Score

86 A Virginia 62 71

116 A Albany (N.Y.) 62 75

207 H Cornell I 73 71

116 H Albany (N.Y.) 63 65

209 A Boston U. 40 54

128 A Massachusetts 62 67

209 H Boston U. 71 84

135 H Monmouth 54 56

212 A Vermont 75 66

188 A Binghamton 52 46

212 H Vermont 63 65

188 H Binghamton 55 57

248 A New Hampshire 69 77

197 H Yale 76 60

248 H New Hampshire 69 56

248 N New Hampshire 62 66

252 A Canisius 85 78

270 A St. Francis (N.Y.) 45 55

274 A Long Island 80 85

275 H Brown 60 70

281 A Maine 69 62

281 H Maine 76 72

297 A UMBC 74 73

297 H UMBC 75 69

310 A Stony Brook 76 65

310 H Stony Brook 71 68

314 A Longwood 90 93

LAST 10 Division I GAMES:

248 N New Hampshire 62 66

248 H New Hampshire 69 56

209 H Boston U. 71 84

116 H Albany (N.Y.) 63 65

310 A Stony Brook 76 65

212 A Vermont 75 66

188 A Binghamton 52 46

281 A Maine 69 62

297 H UMBC 75 69

314 A Longwood 90 93

Hartford

Hartford

Non-Div I Games: Molloy

81 71

Hartford

Loss, Non-Conf, S Site, H Home A Away N Neutral

Average RPI Win: 252
Average RPI Loss: 177

WON-LOST
RECORD

WINNING
PCT. RANK

LAST 10
GAMES

STRENGTH OF
SCHEDULE

OPP. STRENGTH
OF SCHEDULE

TEAM
RPI

CONF.
RPI

DIV. I ONLY
DIV. I NON-CONF.

13- 14
8- 5

171
105

2- 8
0- 0

245
180

298
312

210
133

25
23

TOTALS

RPI 1-50

RPI 51-100

W-L RECORDS

RPI 101-200

RPI 201+

13- 14

0- 1

0- 2

OVERALL

2- 4

11- 7

7- 6

0- 0

0- 1

HOME

0- 2

7- 3

6- 8

0- 1

0- 1

AWAY

2- 2

4- 4

0- 0

0- 0

0- 0

NEUTRAL

0- 0

0- 0

8- 5

0- 1

0- 0

NON-CONFERENCE

2- 2

6- 2

5- 1

0- 0

0- 0

HOME

0- 1

5- 0

3- 4

0- 1

0- 0

AWAY

2- 1

1- 2

0- 0

0- 0

0- 0

NEUTRAL

0- 0

0- 0

5- 9

0- 0

0- 2

CONFERENCE

0- 2

5- 5

2- 5

0- 0

0- 1

HOME

0- 1

2- 3

3- 4

0- 0

0- 1

AWAY

0- 1

3- 2

0- 0

0- 0

0- 0

NEUTRAL

0- 0

0- 0

RPI 1-50

RPI 51-100

RPI 101-200

RPI 201+

Team's RPI: 210

RPI S Opponent Score
17 A Boston College 55 89

RPI S Opponent Score
94 A Penn 71 74
94 H Penn 68 81

RPI S Opponent Score
110 A Holy Cross 70 55
116 A Albany (N. Y.) 61 48
149 A Lehigh 56 67
163 H Central Conn. St. 79 87
197 A Yale 74 82
197 H Yale 66 77

RPI S Opponent Score
202 A Princeton 48 75
202 H Princeton 59 60
207 A Cornell I 77 79
207 H Cornell I 44 71
209 A Boston U. 63 72
212 H Vermont 65 57
248 H New Hampshire 71 50
261 A Sacred Heart 75 72
269 A Southern Methodist 55 76
274 H Long Island 91 79
275 A Brown 75 58
275 H Brown 66 79
286 H Colgate 68 59
289 A Columbia 69 59
289 H Columbia 69 64
296 H UC Davis 69 56
311 A Dartmouth 65 53
311 H Dartmouth 78 65

LAST 10 Division I GAMES:

289 H Columbia 69 64
207 H Cornell I 44 71
202 A Princeton 48 75
94 A Penn 71 74
197 H Yale 66 77

275 H Brown 66 79
94 H Penn 68 81
202 H Princeton 59 60
207 A Cornell I 77 79
289 A Columbia 69 59

Harvard

Harvard

Non-Div I Games:

Harvard

Loss, Non-Conf, S Site, H Home A Away N Neutral

Average RPI Win: 162
Average RPI Loss: 86

WON-LOST
RECORD

WINNING
PCT. RANK

LAST 10
GAMES

STRENGTH OF
SCHEDULE

OPP. STRENGTH
OF SCHEDULE

TEAM
RPI

CONF.
RPI

DIV. I ONLY	17- 11	92	7- 3	117	86	105	10
DIV. I NON-CONF.	7- 4	91	1- 0	87	64	74	7

TOTALS	RPI 1-50	RPI 51-100	W-L RECORDS	RPI 101-200	RPI 201+
17- 11	2- 2	4- 7	OVERALL	6- 2	5- 0
14- 3	2- 0	4- 2	HOME	5- 1	3- 0
3- 7	0- 2	0- 4	AWAY	1- 1	2- 0
0- 1	0- 0	0- 1	NEUTRAL	0- 0	0- 0
7- 4	1- 1	2- 2	NON-CONFERENCE	3- 1	1- 0
7- 2	1- 0	2- 1	HOME	3- 1	1- 0
0- 2	0- 1	0- 1	AWAY	0- 0	0- 0
0- 0	0- 0	0- 0	NEUTRAL	0- 0	0- 0
10- 7	1- 1	2- 5	CONFERENCE	3- 1	4- 0
7- 1	1- 0	2- 1	HOME	2- 0	2- 0
3- 5	0- 1	0- 3	AWAY	1- 1	2- 0
0- 1	0- 0	0- 1	NEUTRAL	0- 0	0- 0

RPI S Opponent Score

23	H	Michigan St.	84 62
27	A	Nevada	55 73
27	H	Nevada	73 69
47	A	Wis.-Milwaukee	52 58

RPI S Opponent Score

54	A	Utah St.	52 63
54	H	Utah St.	69 59
59	H	Northwestern St.	80 76
74	A	Louisiana Tech	62 65
74	H	Louisiana Tech	48 51
93	A	UNLV	61 67
93	H	UNLV	78 72
94	H	Penn	55 58
98	A	New Mexico St.	84 87
98	H	New Mexico St.	61 56
98	N	New Mexico St.	57 58

LAST 10 Division I GAMES:

98	N	New Mexico St.	57 58	183	H	Santa Clara	67 57
74	H	Louisiana Tech	48 51	129	A	Fresno St.	67 73
98	H	New Mexico St.	61 56	180	A	Boise St.	73 64
271	A	San Jose St.	61 60	271	H	San Jose St.	83 68
302	A	Idaho	70 66	302	H	Idaho	81 61

RPI S Opponent Score

103	H	St. Louis	82 64
129	A	Fresno St.	67 73
129	H	Fresno St.	73 65
150	H	Loyola Marymount	66 63
153	H	Colorado St.	61 67
180	A	Boise St.	73 64
180	H	Boise St.	72 61
183	H	Santa Clara	67 57

RPI S Opponent Score

271	A	San Jose St.	61 60
271	H	San Jose St.	83 68
302	A	Idaho	70 66
302	H	Idaho	81 61
324	H	N.C. A&T	66 60

Hawai i

Hawai i

Non-Div I Games:

Hawai i

Loss, Non-Conf, S Site, H Home A Away N Neutral

Average RPI Win:		248		WON-LOST		WINNING		LAST 10		STRENGTH OF		OPP. STRENGTH		TEAM		CONF.	
Average RPI Loss:		143		RECORD		PCT. RANK		GAMES		SCHEDULE		OF SCHEDULE		RPI		RPI	
DIV. I ONLY		14- 13		147		4- 6		219		285		164		19			
DIV. I NON-CONF.		5- 4		131		0- 1		203		307		159		25			
TOTALS		RPI 1-50		RPI 51-100		W-L RECORDS		RPI 101-200		RPI 201+							
14- 13		0- 1		0- 3		OVERALL		4- 7		10- 2							
7- 2		0- 0		0- 1		HOME		2- 1		5- 0							
6- 10		0- 1		0- 2		AWAY		2- 5		4- 2							
1- 1		0- 0		0- 0		NEUTRAL		0- 1		1- 0							
5- 4		0- 1		0- 0		NON-CONFERENCE		1- 3		4- 0							
1- 0		0- 0		0- 0		HOME		0- 0		1- 0							
3- 3		0- 1		0- 0		AWAY		1- 2		2- 0							
1- 1		0- 0		0- 0		NEUTRAL		0- 1		1- 0							
9- 9		0- 0		0- 3		CONFERENCE		3- 4		6- 2							
6- 2		0- 0		0- 1		HOME		2- 1		4- 0							
3- 7		0- 0		0- 2		AWAY		1- 3		2- 2							
0- 0		0- 0		0- 0		NEUTRAL		0- 0		0- 0							
RPI 1-50		RPI 51-100		RPI 101-200		Team's RPI: 164		RPI 201+									
RPI S	Opponent	Score		RPI S	Opponent	Score		RPI S	Opponent	Score		RPI S	Opponent	Score			
29	A Kentucky	55 75		73	A Winthrop	78 94		110	N Holy Cross	73 85		227	A Charleston So.	66 86			
				73	A Winthrop	65 77		120	A Coastal Caro.	60 78		227	H Charleston So.	78 67			
				73	H Winthrop	67 70		120	H Coastal Caro.	82 62		242	A UNC Asheville	64 45			
								157	A Bi rmi ngham-So.	69 73		242	H UNC Asheville	88 67			
								157	H Bi rmi ngham-So.	58 74		264	H Western Caro.	73 66			
								165	A Utah	44 80		280	A Utah Valley St.	82 69			
								169	A Loyol a (Md.)	71 77		281	N Mai ne	70 67			
								172	A El on	73 71		314	A Longwood	88 72			
								193	A Radford	76 96		316	A Li berty	80 83			
								193	A Radford	87 84		316	H Li berty	78 49			
								193	H Radford	76 62		317	A VMI	100 90			
												317	H VMI	73 72			
LAST 10 Div si on I GAMES:																	
				73	A Winthrop	65 77		169	A Loyol a (Md.)	71 77							
				193	A Radford	87 84		317	H VMI	73 72							
				316	H Li berty	78 49		157	A Bi rmi ngham-So.	69 73							
				73	A Winthrop	78 94		120	A Coastal Caro.	60 78							
				242	H UNC Asheville	88 67		227	A Charleston So.	66 86							

High Point

High Point

Average RPI Win: 161
Average RPI Loss: 84

WON-LOST
RECORD

WINNING
PCT. RANK

LAST 10
GAMES

STRENGTH OF
SCHEDULE

OPP. STRENGTH
OF SCHEDULE

TEAM
RPI

CONF.
RPI

DIV. I ONLY
DIV. I NON-CONF.

26- 7
10- 1

13
7

8- 2
3- 0

107
246

99
131

30
51

8
12

TOTALS

RPI 1-50

RPI 51-100

W-L RECORDS

RPI 101-200

RPI 201+

26- 7

4- 2

4- 4

OVERALL

7- 0

11- 1

14- 1

2- 0

2- 1

HOME

4- 0

6- 0

10- 5

1- 1

2- 3

AWAY

3- 0

4- 1

2- 1

1- 1

0- 0

NEUTRAL

0- 0

1- 0

10- 1

1- 0

0- 1

NON-CONFERENCE

5- 0

4- 0

5- 0

0- 0

0- 0

HOME

3- 0

2- 0

4- 1

1- 0

0- 1

AWAY

2- 0

1- 0

1- 0

0- 0

0- 0

NEUTRAL

0- 0

1- 0

16- 6

3- 2

4- 3

CONFERENCE

2- 0

7- 1

9- 1

2- 0

2- 1

HOME

1- 0

4- 0

6- 4

0- 1

2- 2

AWAY

1- 0

3- 1

1- 1

1- 1

0- 0

NEUTRAL

0- 0

0- 0

RPI 1-50

Team's RPI: 30

RPI S Opponent Score

RPI 51-100

RPI S Opponent Score

RPI 101-200

RPI S Opponent Score

RPI 201+

RPI S Opponent Score

15 H George Mason 77 66
15 N George Mason 58 49
31 A UNC Wilmington 68 77
31 H UNC Wilmington 92 87
31 N UNC Wilmington 67 78
48 A St. Joseph's 77 75

52 A Old Dominion 76 68
52 H Old Dominion 65 63
52 H Old Dominion 51 61
80 A Va. Commonwealth 64 87
80 A Va. Commonwealth 72 66
88 A Northeastern 73 89
88 H Northeastern 89 78
90 A Notre Dame 50 69

101 H Nebraska 73 62
104 A La Salle 71 70
121 H Siena 76 62
125 A Drexel 76 75
125 H Drexel 70 68
138 A St. John's (N.Y.) 64 51
188 H Binghamton 69 55

216 A Towson 91 94
216 H Towson 82 70
236 A Delaware 77 62
236 H Delaware 79 65
238 A Georgia St. 76 70
238 H Georgia St. 69 53
263 A William & Mary 82 57
270 A St. Francis (N.Y.) 73 57
277 H Florida Int'l 64 51
295 H James Madison 87 66
310 H Stony Brook 73 56
311 N Dartmouth 74 59

LAST 10 Division I GAMES:

52 H Old Dominion 51 61
48 A St. Joseph's 77 75
101 H Nebraska 73 62
31 N UNC Wilmington 67 78
15 N George Mason 58 49
80 A Va. Commonwealth 72 66
125 H Drexel 70 68
15 H George Mason 77 66
263 A William & Mary 82 57
121 H Siena 76 62

Non-Div I Games:

Hofstra

Loss, Non-Conf, S Site, H Home A Away N Neutral

Average RPI Win:

232

WON-LOST

WINNING

LAST 10

STRENGTH OF

OPP. STRENGTH

TEAM

CONF.

Average RPI Loss:

89

RECORD

PCT. RANK

GAMES

SCHEDULE

OF SCHEDULE

RPI

RPI

DIV. I ONLY

20- 12

79

8- 2

163

200

110

20

DIV. I NON-CONF.

7- 8

174

0- 0

107

112

141

19

TOTALS

RPI 1-50

RPI 51-100

W-L RECORDS

RPI 101-200

RPI 201+

20- 12

0- 6

1- 1

OVERALL

5- 3

14- 2

11- 3

0- 2

0- 0

HOME

3- 0

8- 1

7- 7

0- 4

1- 0

AWAY

0- 2

6- 1

2- 2

0- 0

0- 1

NEUTRAL

2- 1

0- 0

7- 8

0- 3

1- 1

NON-CONFERENCE

3- 2

3- 2

3- 2

0- 1

0- 0

HOME

1- 0

2- 1

2- 4

0- 2

1- 0

AWAY

0- 1

1- 1

2- 2

0- 0

0- 1

NEUTRAL

2- 1

0- 0

13- 4

0- 3

0- 0

CONFERENCE

2- 1

11- 0

8- 1

0- 1

0- 0

HOME

2- 0

6- 0

5- 3

0- 2

0- 0

AWAY

0- 1

5- 0

0- 0

0- 0

0- 0

NEUTRAL

0- 0

0- 0

RPI 1-50

RPI	S	Opponent	Score
15	A	George Mason	38 71
17	H	Boston College	53 63
38	A	Bucknell I	42 56
38	A	Bucknell I	59 74
38	H	Bucknell I	52 57
43	A	Cincinnati	55 77

RPI 51-100

RPI	S	Opponent	Score
79	N	Clemson	48 71
88	A	Northeastern	59 44

RPI 101-200

Team's RPI: 110

RPI	S	Opponent	Score
108	N	Mississippi St.	75 76
121	A	Siena	63 68
133	H	Fordham	71 63
149	A	Lehigh	63 64
149	H	Lehigh	68 54
149	H	Lehigh	73 66
164	N	High Point	85 73
168	N	Chattanooga	82 65

RPI 201+

RPI	S	Opponent	Score
203	A	American	69 62
203	H	American	74 63
209	H	Boston U.	57 55
210	H	Harvard	55 70
212	A	Vermont	64 68
262	A	Lafayette	77 61
262	H	Lafayette	86 57
263	A	William & Mary	67 55
275	H	Brown	64 41
286	A	Colgate	62 56
286	H	Colgate	60 42
299	A	Navy	81 67
299	H	Navy	72 62
299	H	Navy	78 50
322	A	Army	84 46
322	H	Army	88 38

LAST 10 Division I GAMES:

38	A	Bucknell I	59 74	203	A	American	69 62
149	H	Lehigh	73 66	299	H	Navy	72 62
299	H	Navy	78 50	38	H	Bucknell I	52 57
149	H	Lehigh	68 54	322	H	Army	88 38
286	A	Colgate	62 56	262	A	Lafayette	77 61

Holy Cross

Holy Cross

Non-Div I Games:

Holy Cross

Loss,
Non-Conf, S Site,
H Home
A Away
N Neutral

Average RPI Win: 182
Average RPI Loss: 80

WON-LOST
RECORD

WINNING
PCT. RANK

LAST 10
GAMES

STRENGTH OF
SCHEDULE

OPP. STRENGTH
OF SCHEDULE

TEAM
RPI

CONF.
RPI

DIV. I ONLY
DIV. I NON-CONF.

20- 10
10- 4

52
68

6- 4
1- 1

65
20

146
215

49
28

14
13

TOTALS

RPI 1-50

RPI 51-100

W-L RECORDS

RPI 101-200

RPI 201+

20- 10

2- 4

2- 4

OVERALL

7- 1

9- 1

12- 2

1- 0

2- 1

HOME

4- 1

5- 0

7- 8

1- 4

0- 3

AWAY

2- 0

4- 1

1- 0

0- 0

0- 0

NEUTRAL

1- 0

0- 0

10- 4

2- 1

1- 3

NON-CONFERENCE

5- 0

2- 0

6- 1

1- 0

1- 1

HOME

4- 0

0- 0

4- 3

1- 1

0- 2

AWAY

1- 0

2- 0

0- 0

0- 0

0- 0

NEUTRAL

0- 0

0- 0

10- 6

0- 3

1- 1

CONFERENCE

2- 1

7- 1

6- 1

0- 0

1- 0

HOME

0- 1

5- 0

3- 5

0- 3

0- 1

AWAY

1- 0

2- 1

1- 0

0- 0

0- 0

NEUTRAL

1- 0

0- 0

RPI 1-50

Team's RPI: 49

RPI 51-100

RPI 101-200

RPI 201+

RPI S Opponent

Score

RPI S Opponent

Score

RPI S Opponent

Score

RPI S Opponent

Score

3 A Memphis 62 69
3 A Memphis 54 68
7 A LSU 84 83
21 H Arizona 69 65
22 A Missouri St. 59 60
41 A UAB 79 82

65 A South Ala. 62 66
71 H Brigham Young 77 67
77 A UTEP 63 69
77 H UTEP 63 57
80 H Va. Commonweal th 61 62
93 A UNLV 73 83

111 H Sam Houston St. 68 46
152 H Rhode Island 67 41
190 A UCF 78 71
190 H UCF 56 66
190 N UCF 71 52
199 H McNeese St. 78 67
200 A Tex. A&M-Corp. 82 74
Chris
200 H Tex. A&M-Corp. 86 83
Chris

204 A North Texas 92 84
206 H Tul sa 73 46
217 A Tul ane 82 57
221 A Ri ce 62 71
221 H Ri ce 74 71
233 H Marshal l 69 56
246 H Southern Mi ss. 62 58
269 H Southern Methodi st 69 57
300 A East Caro. 64 60
326 A Centenary (La.) 75 62

LAST 10 Division I GAMES:

22 A Missouri St. 59 60
71 H Brigham Young 77 67
3 A Memphis 54 68
190 N UCF 71 52
3 A Memphis 62 69
221 H Ri ce 74 71
77 A UTEP 63 69
206 H Tul sa 73 46
190 A UCF 78 71
269 H Southern Methodi st 69 57

H
o
u
s
t
o
n

H
o
u
s
t
o
n

Non-Div I Games: Florida Tech 131 62

Houston

Loss, Non-Conf, S Site, H Home A Away N Neutral

Average RPI Win: 295
Average RPI Loss: 208

WON-LOST
RECORD

WINNING
PCT. RANK

LAST 10
GAMES

STRENGTH OF
SCHEDULE

OPP. STRENGTH
OF SCHEDULE

TEAM
RPI

CONF.
RPI

DIV. I ONLY	7- 22	299	5- 5	326	321	325	30
DIV. I NON-CONF.	1- 8	307	0- 0	258	207	315	29

TOTALS	RPI 1-50	RPI 51-100	W-L RECORDS	RPI 101-200	RPI 201+
7- 22	0- 0	0- 3	OVERALL	0- 6	7- 13
4- 5	0- 0	0- 0	HOME	0- 1	4- 4
1- 13	0- 0	0- 2	AWAY	0- 3	1- 8
2- 4	0- 0	0- 1	NEUTRAL	0- 2	2- 1
1- 8	0- 0	0- 3	NON-CONFERENCE	0- 3	1- 2
0- 0	0- 0	0- 0	HOME	0- 0	0- 0
0- 5	0- 0	0- 2	AWAY	0- 2	0- 1
1- 3	0- 0	0- 1	NEUTRAL	0- 1	1- 1
6- 14	0- 0	0- 0	CONFERENCE	0- 3	6- 11
4- 5	0- 0	0- 0	HOME	0- 1	4- 4
1- 8	0- 0	0- 0	AWAY	0- 1	1- 7
1- 1	0- 0	0- 0	NEUTRAL	0- 1	1- 0

RPI S Opponent Score

RPI S Opponent Score

RPI S Opponent Score

RPI S Opponent Score Team's RPI: 325

63 N Iona 68 80
97 A Iowa St. 62 96
100 A Georgia 72 78

114 A Delaware St. 50 59
114 H Delaware St. 46 60
114 N Delaware St. 47 59
146 A Oregon 55 91
168 A Chattanooga 63 68
198 N Portland St. 53 81

203 A American 60 72
215 A Coppin St. 61 70
215 H Coppin St. 81 66
218 H South Carolina St. 67 69
251 A Florida A&M 65 66
251 H Florida A&M 89 71
253 A Norfolk St. 79 82
253 H Norfolk St. 64 65
273 A Bethune-Cookman 64 67
273 H Bethune-Cookman 57 72
284 A Hampton 48 65
284 H Hampton 63 75
299 N Navy 73 82
306 N Mercer 78 74
319 A Md. -East. Shore 72 73
319 H Md. -East. Shore 79 68
324 A N. C. A&T 58 50
324 N N. C. A&T 62 52
329 A Morgan St. 75 79
329 H Morgan St. 72 59

LAST 10 Division I GAMES:

114 N Delaware St.	47	59	215 H Coppin St.	81	66
324 N N. C. A&T	62	52	251 H Florida A&M	89	71
319 A Md. -East. Shore	72	73	273 H Bethune-Cookman	57	72
324 A N. C. A&T	58	50	114 A Delaware St.	50	59
329 H Morgan St.	72	59	284 H Hampton	63	75

Howard

Howard

Non-Div I Games:

Howard

Loss, Non-Conf, S Site, H Home A Away N Neutral

Average RPI Win:	278	WON-LOST	WINNING	LAST 10	STRENGTH OF	OPP. STRENGTH	TEAM	CONF.
Average RPI Loss:	169	RECORD	PCT. RANK	GAMES	SCHEDULE	OF SCHEDULE	RPI	RPI

DIV. I ONLY	8- 18	275	5- 5	302	256	291	32
DIV. I NON-CONF.	2- 13	304	0- 1	185	129	296	32

TOTALS	RPI 1-50	RPI 51-100	W-L RECORDS	RPI 101-200	RPI 201+
8- 18	0- 1	0- 3	OVERALL	1- 9	7- 5
4- 5	0- 0	0- 1	HOME	0- 3	4- 1
4- 13	0- 1	0- 2	AWAY	1- 6	3- 4
0- 0	0- 0	0- 0	NEUTRAL	0- 0	0- 0
2- 13	0- 1	0- 3	NON-CONFERENCE	1- 7	1- 2
0- 4	0- 0	0- 1	HOME	0- 2	0- 1
2- 9	0- 1	0- 2	AWAY	1- 5	1- 1
0- 0	0- 0	0- 0	NEUTRAL	0- 0	0- 0
6- 5	0- 0	0- 0	CONFERENCE	0- 2	6- 3
4- 1	0- 0	0- 0	HOME	0- 1	4- 0
2- 4	0- 0	0- 0	AWAY	0- 1	2- 3
0- 0	0- 0	0- 0	NEUTRAL	0- 0	0- 0

RPI S	Opponent	Score
23 A	Michigan St.	73 84

RPI S	Opponent	Score
53 A	Kent St.	61 86
55 A	Air Force	42 77
90 H	Notre Dame	63 65

RPI S	Opponent	Score
109 A	Northwestern	49 73
118 A	Penn St.	59 74
137 H	Loyola (Ill.)	61 69
145 A	Toledo	65 85
161 A	Indiana St.	54 46
179 A	Purdue	69 79
182 A	Valparaiso	72 88
182 H	Valparaiso	68 74
200 A	Tex. A&M-Corp. Chris	71 77
200 H	Tex. A&M-Corp. Chris	64 79

RPI S	Opponent	Score
222 A	North Dakota St.	59 71
222 H	North Dakota St.	72 64
235 A	Illinois St.	36 65
266 H	Weber St.	67 74
276 A	South Dakota St.	58 38
276 H	South Dakota St.	75 54
313 A	Southeast Mo. St.	65 64
314 A	Longwood	59 60
314 H	Longwood	92 90
328 A	Northern Colo.	61 79
330 A	Tex. -Pan American	61 56
330 H	Tex. -Pan American	55 54

LAST 10 Division I GAMES:

330 H	Tex. -Pan American	55 54	109 A	Northwestern	49 73
222 H	North Dakota St.	72 64	276 A	South Dakota St.	58 38
276 H	South Dakota St.	75 54	222 A	North Dakota St.	59 71
328 A	Northern Colo.	61 79	314 A	Longwood	59 60
200 H	Tex. A&M-Corp. Chris	64 79	330 A	Tex. -Pan American	61 56

Non-Div I Games: Tri-State 75 61 Marygrove 80 54

IPFW

Loss, Non-Conf, S Site, H Home A Away N Neutral

Average RPI Win: 250
Average RPI Loss: 168

WON-LOST
RECORD

WINNING
PCT. RANK

LAST 10
GAMES

STRENGTH OF
SCHEDULE

OPP. STRENGTH
OF SCHEDULE

TEAM
RPI

CONF.
RPI

DIV. I ONLY 17- 10 77 7- 3
DIV. I NON-CONF. 3- 6 229 0- 0

304 276 158 29
148 134 209 28

TOTALS	RPI 1-50	RPI 51-100	W-L RECORDS	RPI 101-200	RPI 201+
17- 10	0- 0	0- 3	OVERALL	5- 3	12- 4
9- 1	0- 0	0- 0	HOME	3- 0	6- 1
6- 7	0- 0	0- 2	AWAY	2- 3	4- 2
2- 2	0- 0	0- 1	NEUTRAL	0- 0	2- 1
3- 6	0- 0	0- 3	NON-CONFERENCE	2- 2	1- 1
1- 1	0- 0	0- 0	HOME	1- 0	0- 1
1- 4	0- 0	0- 2	AWAY	1- 2	0- 0
1- 1	0- 0	0- 1	NEUTRAL	0- 0	1- 0
14- 4	0- 0	0- 0	CONFERENCE	3- 1	11- 3
8- 0	0- 0	0- 0	HOME	2- 0	6- 0
5- 3	0- 0	0- 0	AWAY	1- 1	4- 2
1- 1	0- 0	0- 0	NEUTRAL	0- 0	1- 1

RPI S Opponent Score

RPI S Opponent Score

58 A Western Ky. 75 89
69 A Vanderbilt 45 53
73 N Winthrop 50 73

RPI S Opponent Score

127 A Oral Roberts 76 86
127 H Oral Roberts 80 75
153 A Colorado St. 65 77
172 A El on 82 70
172 H El on 58 57
182 A Val parai so 87 82
182 H Val parai so 75 67
195 A Western Mi ch. 72 73

RPI S Opponent Score

221 N Ri ce 58 56
225 A Chi cago St. 66 74
225 H Chi cago St. 87 64
225 N Chi cago St. 53 57
254 H Bal l St. 50 53
265 A UMKC 68 62
265 H UMKC 95 59
285 A Oakl and 82 81
285 H Oakl and 87 72
285 N Oakl and 69 63
304 A Southern Utah 62 83
304 H Southern Utah 67 66
318 A Western Ill. 63 57
318 H Western Ill. 66 59
326 A Centenary (La.) 65 49
326 H Centenary (La.) 63 52

LAST 10 Div sion I GAMES:

225 N Chi cago St. 53 57
285 N Oakl and 69 63
304 A Southern Utah 62 83
225 A Chi cago St. 66 74
326 A Centenary (La.) 65 49
127 H Oral Roberts 80 75
182 H Val parai so 75 67
318 H Western Ill. 66 59
285 H Oakl and 87 72
182 A Val parai so 87 82

Non-Di v I Games: Ind. Wesleyan 72 57 Urbana 86 69

IUPUI

Loss, Non-Conf, S Site, H Home A Away N Neutral

Average RPI Win: 218
Average RPI Loss: 128

WON-LOST
RECORD

WINNING
PCT. RANK

LAST 10
GAMES

STRENGTH OF
SCHEDULE

OPP. STRENGTH
OF SCHEDULE

TEAM
RPI

CONF.
RPI

DIV. I ONLY
DIV. I NON-CONF.

3- 25
2- 9

331
292

1- 9
0- 1

111
189

131
280

302
291

10
7

TOTALS

RPI 1-50

RPI 51-100

W-L RECORDS

RPI 101-200

RPI 201+

3- 25

0- 5

0- 6

OVERALL

1- 9

2- 5

3- 10

0- 1

0- 3

HOME

1- 4

2- 2

0- 15

0- 4

0- 3

AWAY

0- 5

0- 3

0- 0

0- 0

0- 0

NEUTRAL

0- 0

0- 0

2- 9

0- 2

0- 0

NON-CONFERENCE

0- 4

2- 3

2- 3

0- 0

0- 0

HOME

0- 2

2- 1

0- 6

0- 2

0- 0

AWAY

0- 2

0- 2

0- 0

0- 0

0- 0

NEUTRAL

0- 0

0- 0

1- 16

0- 3

0- 6

CONFERENCE

1- 5

0- 2

1- 7

0- 1

0- 3

HOME

1- 2

0- 1

0- 9

0- 2

0- 3

AWAY

0- 3

0- 1

0- 0

0- 0

0- 0

NEUTRAL

0- 0

0- 0

RPI 1-50

RPI 51-100

RPI 101-200

RPI 201+

Team's RPI: 302

RPI	S	Opponent	Score
11	A	Gonzaga	60 69
24	A	Washington	67 90
27	A	Nevada	44 70
27	A	Nevada	55 68
27	H	Nevada	68 74

RPI	S	Opponent	Score
54	A	Utah St.	58 83
54	H	Utah St.	42 80
74	A	Louisiana Tech	49 74
74	H	Louisiana Tech	61 66
98	A	New Mexico St.	50 66
98	H	New Mexico St.	52 62

RPI	S	Opponent	Score
105	A	Hawaii	61 81
105	H	Hawaii	66 70
129	A	Fresno St.	54 89
129	H	Fresno St.	72 61
144	H	Eastern Wash.	55 68
167	A	Washington St.	37 63
180	A	Boise St.	80 85
180	H	Boise St.	68 82
198	A	Portland St.	48 81
198	H	Portland St.	59 61

RPI	S	Opponent	Score
213	H	Idaho St.	71 78
222	A	North Dakota St.	64 71
222	H	North Dakota St.	76 71
241	A	Montana St.	69 79
271	A	San Jose St.	61 72
271	H	San Jose St.	53 57
304	H	Southern Utah	75 60

LAST 10 Division I GAMES:

27	A	Nevada	55 68	27	H	Nevada	68 74
180	A	Boise St.	80 85	241	A	Montana St.	69 79
74	A	Louisiana Tech	49 74	54	H	Utah St.	42 80
98	A	New Mexico St.	50 66	271	A	San Jose St.	61 72
105	H	Hawaii	66 70	129	H	Fresno St.	72 61

Non-Div I Games: Eastern Ore. 77 58

Idaho

Loss, Non-Conf, S Site, H Home A Away N Neutral

Average RPI Win: 228
Average RPI Loss: 170

WON-LOST
RECORD

WINNING
PCT. RANK

LAST 10
GAMES

STRENGTH OF
SCHEDULE

OPP. STRENGTH
OF SCHEDULE

TEAM
RPI

CONF.
RPI

DIV. I ONLY
DIV. I NON-CONF.

11- 14
7- 4

204
91

5- 5
2- 0

209
241

249
325

213
157

17
18

TOTALS

RPI 1-50

RPI 51-100

W-L RECORDS

RPI 101-200

RPI 201+

11- 14

0- 1

1- 1

OVERALL

3- 7

7- 5

6- 5

0- 0

1- 0

HOME

1- 4

4- 1

5- 7

0- 1

0- 1

AWAY

2- 2

3- 3

0- 2

0- 0

0- 0

NEUTRAL

0- 1

0- 1

7- 4

0- 1

0- 0

NON-CONFERENCE

1- 1

6- 2

4- 0

0- 0

0- 0

HOME

1- 0

3- 0

3- 2

0- 1

0- 0

AWAY

0- 0

3- 1

0- 2

0- 0

0- 0

NEUTRAL

0- 1

0- 1

4- 10

0- 0

1- 1

CONFERENCE

2- 6

1- 3

2- 5

0- 0

1- 0

HOME

0- 4

1- 1

2- 5

0- 0

0- 1

AWAY

2- 2

0- 2

0- 0

0- 0

0- 0

NEUTRAL

0- 0

0- 0

RPI 1-50

RPI S Opponent

Score

RPI 51-100

RPI S Opponent

Score

RPI 101-200

RPI S Opponent

Score

RPI 201+

RPI S Opponent

Team's RPI: 213

Score

32 A Kansas 66 90

57 A Montana 76 80

57 H Montana 95 70

132 A Northern Ariz. 80 88

132 H Northern Ariz. 81 85

144 A Eastern Wash. 64 80

144 H Eastern Wash. 87 94

156 A Sacramento St. 72 71

156 H Sacramento St. 106 107

180 H Boise St. 88 79

188 N Binghamton 46 59

198 A Portland St. 68 66

198 H Portland St. 73 80

222 A North Dakota St. 69 86

222 H North Dakota St. 91 87

222 N Ark.-Little Rock 72 73

241 A Montana St. 72 84

241 H Montana St. 87 98

266 A Weber St. 61 66

266 H Weber St. 81 74

276 H South Dakota St. 89 72

280 A Utah Valley St. 68 67

280 H Utah Valley St. 72 56

296 A UC Davis 75 68

302 A Idaho 78 71

LAST 10 Division I GAMES:

144 H Eastern Wash. 87 94

266 H Weber St. 81 74

280 A Utah Valley St. 68 67

198 H Portland St. 73 80

156 A Sacramento St. 72 71

132 A Northern Ariz. 80 88

57 H Montana 95 70

241 H Montana St. 87 98

266 A Weber St. 61 66

276 H South Dakota St. 89 72

Non-Div I Games: Rocky Mountain 102 76 Great Falls 106 64

Idaho St.

Loss, Non-Conf, S Site, H Home A Away N Neutral

Average RPI Win:	171	WON-LOST	WINNING	LAST 10	STRENGTH OF	OPP. STRENGTH	TEAM	CONF.
Average RPI Loss:	136	RECORD	PCT. RANK	GAMES	SCHEDULE	OF SCHEDULE	RPI	RPI

DIV. I ONLY	16- 14	141	6- 4	136	161	134	15
DIV. I NON-CONF.	7- 5	113	0- 1	63	147	83	15

TOTALS	RPI 1-50	RPI 51-100	W-L RECORDS	RPI 101-200	RPI 201+
16- 14	1- 2	2- 3	OVERALL	9- 7	4- 2
8- 5	0- 1	1- 1	HOME	6- 1	1- 2
6- 7	1- 1	0- 2	AWAY	3- 4	2- 0
2- 2	0- 0	1- 0	NEUTRAL	0- 2	1- 0
7- 5	0- 1	2- 1	NON-CONFERENCE	4- 2	1- 1
3- 1	0- 0	1- 0	HOME	2- 0	0- 1
2- 3	0- 1	0- 1	AWAY	2- 1	0- 0
2- 1	0- 0	1- 0	NEUTRAL	0- 1	1- 0
9- 9	1- 1	0- 2	CONFERENCE	5- 5	3- 1
5- 4	0- 1	0- 1	HOME	4- 1	1- 1
4- 4	1- 0	0- 1	AWAY	1- 3	2- 0
0- 1	0- 0	0- 0	NEUTRAL	0- 1	0- 0

RPI 1-50				RPI 51-100				RPI 101-200				RPI 201+			
RPI	S	Opponent	Score	RPI	S	Opponent	Score	RPI	S	Opponent	Score	RPI	S	Opponent	Score
18	A	Syracuse	61 75	61	N	San Diego St.	66 63	109	A	Northwestern	71 62	225	H	Chi cago St.	74 75
47	A	Wi s. -Mi l waukee	94 86	67	A	Murray St.	68 72	126	H	Northern Ill.	55 54	241	N	Montana St.	69 64
47	H	Wi s. -Mi l waukee	45 68	78	A	Butler	56 75	137	A	Loyol a (Ill.)	61 75	245	A	Cl evel and St.	72 67
				78	H	Butler	39 67	137	H	Loyol a (Ill.)	68 71	245	H	Cl evel and St.	83 87
				92	H	Davi dson	76 67	151	H	Mi ssi ssi ppi	87 75	303	A	Youngstown St.	70 63
								160	A	Ga. Southern	69 89	303	H	Youngstown St.	85 84
								162	A	Georgi a Tech	73 51				
								171	A	Detroi t	65 76				
								171	H	Detroi t	63 57				
								175	N	Denver	48 52				
								178	A	Wri ght St.	62 57				
								178	H	Wri ght St.	69 66				
								178	H	Wri ght St.	77 64				
								186	A	Wi s. -Green Bay	84 90				
								186	H	Wi s. -Green Bay	81 68				
								186	N	Wi s. -Green Bay	66 76				
LAST 10 Div si on I GAMES:															
				186	N	Wi s. -Green Bay	66 76	47	A	Wi s. -Mi l waukee	94 86				
				178	H	Wri ght St.	77 64	137	H	Loyol a (Ill.)	68 71				
				178	H	Wri ght St.	69 66	171	H	Detroit	63 57				
				245	A	Cl evel and St.	72 67	303	A	Youngstown St.	70 63				
				67	A	Murray St.	68 72	78	H	Butler	39 67				

Non-Di v I Games: St. Xavier

73 74

Ill. -Chi cago

Loss, Non-Conf, S Site, H Home A Away N Neutral

Average RPI Win:	123	WON-LOST	WINNING	LAST 10	STRENGTH OF	OPP. STRENGTH	TEAM	CONF.
Average RPI Loss:	37	RECORD	PCT. RANK	GAMES	SCHEDULE	OF SCHEDULE	RPI	RPI

DIV. I ONLY	26- 7	13	6- 4	50	31	16	2
DIV. I NON-CONF.	15- 1	3	1- 1	145	106	18	3

TOTALS	RPI 1-50	RPI 51-100	W-L RECORDS	RPI 101-200	RPI 201+
26- 7	9- 6	5- 0	OVERALL	5- 1	7- 0
15- 1	5- 0	1- 0	HOME	2- 1	7- 0
5- 4	3- 4	1- 0	AWAY	1- 0	0- 0
6- 2	1- 2	3- 0	NEUTRAL	2- 0	0- 0
15- 1	3- 1	3- 0	NON-CONFERENCE	2- 0	7- 0
8- 0	1- 0	0- 0	HOME	0- 0	7- 0
1- 0	1- 0	0- 0	AWAY	0- 0	0- 0
6- 1	1- 1	3- 0	NEUTRAL	2- 0	0- 0
11- 6	6- 5	2- 0	CONFERENCE	3- 1	0- 0
7- 1	4- 0	1- 0	HOME	2- 1	0- 0
4- 4	2- 4	1- 0	AWAY	1- 0	0- 0
0- 1	0- 1	0- 0	NEUTRAL	0- 0	0- 0

RPI S Opponent Score	RPI S Opponent Score	RPI S Opponent Score	RPI S Opponent Score
9 A Ohio St. 53 69	55 N Air Force 78 69	109 A Northwestern 58 47	215 H Coppin St. 61 42
12 A Iowa 48 63	76 N Rutgers 77 57	109 H Northwestern 63 47	222 H Ark.-Little Rock 75 49
12 H Iowa 71 59	82 N Xavier 65 62	118 H Penn St. 65 66	224 H Tenn.-Martin 84 46
14 A North Carolina 68 64	83 A Minnesota 71 65	146 N Oregon 89 59	276 H South Dakota St. 90 65
19 N Wichita St. 55 54	83 H Minnesota 77 53	147 N Missouri 82 50	307 H Texas Southern 93 59
23 A Michigan St. 75 68		179 H Purdue 76 58	313 H Southeast Mo. St. 89 64
23 H Michigan St. 60 50			330 H Tex.-Pan American 71 59
23 N Michigan St. 56 61			
24 N Washington 64 67			
26 H Georgetown 58 48			
34 A Indiana 60 62			
34 H Indiana 70 58			
39 A Wisconsin 66 51			
42 A Michigan 64 72			
42 H Michigan 79 74			
LAST 10 Division I GAMES:			
24 N Washington 64 67	12 H Iowa 71 59		
55 N Air Force 78 69	42 A Michigan 64 72		
23 N Michigan St. 56 61	34 H Indiana 70 58		
23 A Michigan St. 75 68	109 H Northwestern 63 47		
83 A Minnesota 71 65	9 A Ohio St. 53 69		

Non-Div I Games:

Illinois

Illinois

Illinois

Average RPI Win:		191	WON-LOST RECORD		WINNING PCT. RANK	LAST 10 GAMES		STRENGTH OF SCHEDULE		OPP. STRENGTH OF SCHEDULE	TEAM RPI	CONF. RPI			
Average RPI Loss:		85													
DIV. I ONLY		8- 19	282		1- 9		86		83		235	6			
DIV. I NON-CONF.		4- 4	151		0- 1		181		314		169	5			
TOTALS		RPI 1-50		RPI 51-100		W-L RECORDS		RPI 101-200		RPI 201+					
8- 19		1- 12		0- 1		OVERALL		5- 5		2- 1					
8- 6		1- 5		0- 0		HOME		5- 1		2- 0					
0- 12		0- 7		0- 1		AWAY		0- 3		0- 1					
0- 1		0- 0		0- 0		NEUTRAL		0- 1		0- 0					
4- 4		0- 1		0- 1		NON-CONFERENCE		2- 1		2- 1					
4- 1		0- 0		0- 0		HOME		2- 1		2- 0					
0- 3		0- 1		0- 1		AWAY		0- 0		0- 1					
0- 0		0- 0		0- 0		NEUTRAL		0- 0		0- 0					
4- 15		1- 11		0- 0		CONFERENCE		3- 4		0- 0					
4- 5		1- 5		0- 0		HOME		3- 0		0- 0					
0- 9		0- 6		0- 0		AWAY		0- 3		0- 0					
0- 1		0- 0		0- 0		NEUTRAL		0- 1		0- 0					
RPI 1-50				RPI 51-100				RPI 101-200				Team's RPI: 235			
RPI	S	Opponent	Score	RPI	S	Opponent	Score	RPI	S	Opponent	Score	RPI	S	Opponent	Score
19	A	Wichi ta St.	57 64	85	A	Mi ami (Ohi o)	49 51	160	H	Ga. Southern	61 64	282	H	Grambl ing	62 50
19	H	Wichi ta St.	47 56					161	A	Indiana St.	59 69	283	A	Cal St. Northridge	69 73
22	A	Mi ssouri St.	54 70					161	H	Indi ana St.	75 48	291	H	I PFW	65 36
22	H	Mi ssouri St.	61 72					176	A	Drake	41 45				
25	A	Bradl ey	44 73					176	H	Drake	58 56				
25	H	Bradl ey	59 71					186	H	Wi s. -Green Bay	59 51				
35	A	UNI	47 60					192	A	Evansvi lle	47 54				
35	H	UNI	52 67					192	H	Evansvi lle	65 57				
37	A	Southern Ill.	44 56					192	N	Evansvi lle	45 52				
37	H	Southern Ill.	52 65					195	H	Western Mi ch.	64 47				
43	A	Ci nci nnati	59 76												
46	A	Crei ghton	52 71												
46	H	Crei ghton	53 50												
				LAST 10 Div				si on I GAMES:							
				192	N	Evansvi lle	45 52	25	H	Bradl ey	59 71				
				19	A	Wichi ta St.	57 64	176	A	Drake	41 45				
				22	H	Mi ssouri St.	61 72	192	A	Evansvi lle	47 54				
				85	A	Mi ami (Ohi o)	49 51	25	A	Bradl ey	44 73				
				176	H	Drake	58 56	37	H	Southern Ill.	52 65				

Non-Div I Games: Indianapolis 54 50

Illinois St.

Loss, Non-Conf, S Site, H Home A Away N Neutral

Illinois St.

Illinois St.

Average RPI Win: 129
Average RPI Loss: 41

WON-LOST
RECORD

WINNING
PCT. RANK

LAST 10
GAMES

STRENGTH OF
SCHEDULE

OPP. STRENGTH
OF SCHEDULE

TEAM
RPI

CONF.
RPI

DIV. I ONLY	19- 12	89	6- 4	18	23	34	2
DIV. I NON-CONF.	9- 4	76	1- 1	73	105	56	3

TOTALS	RPI 1-50	RPI 51-100	W-L RECORDS	RPI 101-200	RPI 201+
19- 12	7- 9	3- 1	OVERALL	4- 2	5- 0
10- 3	4- 3	0- 0	HOME	3- 0	3- 0
5- 7	1- 4	1- 1	AWAY	1- 2	2- 0
4- 2	2- 2	2- 0	NEUTRAL	0- 0	0- 0
9- 4	1- 3	3- 0	NON-CONFERENCE	0- 1	5- 0
3- 2	0- 2	0- 0	HOME	0- 0	3- 0
3- 1	0- 0	1- 0	AWAY	0- 1	2- 0
3- 1	1- 1	2- 0	NEUTRAL	0- 0	0- 0
10- 8	6- 6	0- 1	CONFERENCE	4- 1	0- 0
7- 1	4- 1	0- 0	HOME	3- 0	0- 0
2- 6	1- 4	0- 1	AWAY	1- 1	0- 0
1- 1	1- 1	0- 0	NEUTRAL	0- 0	0- 0

RPI	S	Opponent	Score
1	H	Duke	67 75
4	H	Connecticut	80 88
9	H	Ohio St.	81 79
9	N	Ohio St.	51 52
11	N	Gonzaga	80 90
12	A	Iowa	60 73
12	H	Iowa	67 70
16	A	Illinois	58 70
16	H	Illinois	62 60
23	A	Michigan St.	73 87
23	H	Michigan St.	78 71
29	N	Kentucky	79 53
39	A	Wisconsin	54 72
39	N	Wisconsin	61 56
42	A	Michigan	69 67
42	H	Michigan	70 63

RPI	S	Opponent	Score
61	N	San Diego St.	87 83
78	N	Butler	73 55
83	A	Minnesota	42 61
99	A	Charlotte	71 54

RPI	S	Opponent	Score
109	H	Northwestern	72 63
118	A	Penn St.	68 71
118	H	Penn St.	69 65
161	A	Indiana St.	67 72
179	A	Purdue	70 59
179	H	Purdue	62 49

RPI	S	Opponent	Score
251	H	Florida A&M	100 63
254	A	Ball St.	80 56
294	H	Nicholls St.	99 65
305	H	Eastern Mich.	79 63
318	A	Western Ill.	102 79

LAST 10 Division I GAMES:

11	N	Gonzaga	80 90	179	A	Purdue	70 59
61	N	San Diego St.	87 83	23	H	Michigan St.	78 71
9	N	Ohio St.	51 52	118	H	Penn St.	69 65
39	N	Wisconsin	61 56	16	A	Illinois	58 70
42	A	Michigan	69 67	118	A	Penn St.	68 71

Non-Div I Games:

Indiana

Loss, Non-Conf, S Site, H Home A Away N Neutral

Average RPI Win: 149

Average RPI Loss: 97

WON-LOST
RECORDWINNING
PCT. RANKLAST 10
GAMESSTRENGTH OF
SCHEDULEOPP. STRENGTH
OF SCHEDULETEAM
RPICONF.
RPI

DIV. I ONLY

12- 16

215

5- 5

115

66

161

6

DIV. I NON-CONF.

7- 1

10

1- 0

274

235

78

5

TOTALS

RPI 1-50

RPI 51-100

W-L RECORDS

RPI 101-200

RPI 201+

12- 16

4- 10

1- 0

OVERALL

3- 4

4- 2

7- 7

3- 4

0- 0

HOME

1- 2

3- 1

4- 8

1- 5

1- 0

AWAY

1- 2

1- 1

1- 1

0- 1

0- 0

NEUTRAL

1- 0

0- 0

7- 1

1- 0

1- 0

NON-CONFERENCE

2- 0

3- 1

4- 1

1- 0

0- 0

HOME

1- 0

2- 1

3- 0

0- 0

1- 0

AWAY

1- 0

1- 0

0- 0

0- 0

0- 0

NEUTRAL

0- 0

0- 0

5- 15

3- 10

0- 0

CONFERENCE

1- 4

1- 1

3- 6

2- 4

0- 0

HOME

0- 2

1- 0

1- 8

1- 5

0- 0

AWAY

0- 2

0- 1

1- 1

0- 1

0- 0

NEUTRAL

1- 0

0- 0

RPI 1-50

RPI	S	Opponent	Score
19	A	Wichi ta St.	62 66
19	H	Wichi ta St.	58 77
19	N	Wichi ta St.	63 81
22	A	Missouri St.	78 97
22	H	Missouri St.	58 80
25	A	Bradley	63 85
25	H	Bradley	75 63
34	H	Indiana	72 67
35	A	UNI	56 83
35	H	UNI	61 60
37	A	Southern Ill.	63 54
37	H	Southern Ill.	49 55
46	A	Creighton	62 67
46	H	Creighton	53 69

RPI 51-100

RPI	S	Opponent	Score
78	A	Butler	59 58

RPI 101-200

Team's RPI: 161

RPI	S	Opponent	Score
117	H	Middle Tenn.	85 79
176	A	Drake	59 76
176	H	Drake	68 77
176	N	Drake	72 63
192	A	Evansville	58 63
192	H	Evansville	75 77
195	A	Western Mich.	59 57

RPI 201+

RPI	S	Opponent	Score
235	A	Illinois St.	48 75
235	H	Illinois St.	69 59
254	H	Ball St.	57 56
291	H	IPFW	46 54
293	H	Campbell	86 71
309	A	Eastern Ill.	66 58

LAST 10 Division I GAMES:

19	N	Wichi ta St.	63 81	35	H	UNI	61 60
176	N	Drake	72 63	19	H	Wichi ta St.	58 77
192	H	Evansville	75 77	25	H	Bradley	75 63
46	A	Creighton	62 67	35	A	UNI	56 83
195	A	Western Mich.	59 57	37	A	Southern Ill.	63 54

Indiana St.

Indiana St.

Non-Div I Games: Central St. (Ohi 84 60

Indiana St.

■ Loss,
 ■ Non-Conf,
 ■ S Site,
 ■ H Home
 ■ A Away
 N Neutral

Average RPI Win: 182
Average RPI Loss: 74

WON-LOST
RECORD

WINNING
PCT. RANK

LAST 10
GAMES

STRENGTH OF
SCHEDULE

OPP. STRENGTH
OF SCHEDULE

TEAM
RPI

CONF.
RPI

DIV. I ONLY
DIV. I NON-CONF.

23- 8
7- 3

27
74

7- 3
1- 1

142
115

124
56

63
70

13
14

TOTALS

RPI 1-50

RPI 51-100

W-L RECORDS

RPI 101-200

RPI 201+

23- 8

0- 2

1- 3

OVERALL

11- 3

8- 0

7- 4

0- 0

0- 1

HOME

2- 3

4- 0

11- 2

0- 0

1- 2

AWAY

6- 0

3- 0

5- 2

0- 2

0- 0

NEUTRAL

3- 0

1- 0

7- 3

0- 2

1- 1

NON-CONFERENCE

4- 0

2- 0

2- 0

0- 0

0- 0

HOME

1- 0

1- 0

3- 1

0- 0

1- 1

AWAY

2- 0

0- 0

2- 2

0- 2

0- 0

NEUTRAL

1- 0

1- 0

16- 5

0- 0

0- 2

CONFERENCE

7- 3

6- 0

5- 4

0- 0

0- 1

HOME

1- 3

3- 0

8- 1

0- 0

0- 1

AWAY

4- 0

3- 0

3- 0

0- 0

0- 0

NEUTRAL

2- 0

0- 0

RPI 1-50

RPI S Opponent Score
7 N LSU 64 80
29 N Kentucky 67 73

RPI 51-100

Team's RPI: 63

RPI S Opponent Score
62 A Seton Hall 59 73
75 A Manhattan 74 78
75 H Manhattan 68 87
97 A Iowa St. 89 72

RPI 101-200

RPI S Opponent Score
102 A Mari st 79 76
102 H Mari st 81 87
102 N Mari st 100 84
121 A Si ena 85 78
121 H Si ena 76 82
122 A St. Peter's 83 75
122 H St. Peter's 72 76
122 N St. Peter's 80 61
129 A Fresno St. 70 69
131 H Buffal o 93 75
133 A Fordham 71 70
169 A Loyol a (Md.) 101 85
169 H Loyol a (Md.) 86 68
198 N Portland St. 81 75

RPI 201+

RPI S Opponent Score
201 A Ni agara 71 69
201 H Ni agara 73 55
201 N Ni agara 80 54
212 H Vermont 68 56
228 A Fai rfi el d 89 66
228 H Fai rfi el d 89 77
243 A Ri der 83 79
243 H Ri der 80 59
252 A Cani si us 88 73
252 H Cani si us 95 58
325 N Howard 80 68

LAST 10 Div I Games:

7 N LSU 64 80
122 N St. Peter's 80 61
102 N Mari st 100 84
201 N Ni agara 80 54
75 A Manhattan 74 78
121 H Si ena 76 82
131 H Buffal o 93 75
243 A Ri der 83 79
228 A Fai rfi el d 89 66
169 A Loyol a (Md.) 101 85

Non-Div I Games:

Iona

Loss, Non-Conf, S Site, H Home A Away N Neutral

Average RPI Win: 138

Average RPI Loss: 74

WON-LOST
RECORDWINNING
PCT. RANKLAST 10
GAMESSTRENGTH OF
SCHEDULEOPP. STRENGTH
OF SCHEDULETEAM
RPICONF.
RPI

DIV. I ONLY

15- 14

151

3- 7

52

60

97

5

DIV. I NON-CONF.

9- 3

51

0- 0

92

89

44

9

TOTALS

RPI 1-50

RPI 51-100

W-L RECORDS

RPI 101-200

RPI 201+

15- 14

2- 6

3- 3

OVERALL

7- 5

3- 0

9- 6

2- 3

2- 1

HOME

3- 2

2- 0

3- 6

0- 2

0- 1

AWAY

3- 3

0- 0

3- 2

0- 1

1- 1

NEUTRAL

1- 0

1- 0

9- 3

2- 1

1- 1

NON-CONFERENCE

3- 1

3- 0

5- 2

2- 0

0- 1

HOME

1- 1

2- 0

1- 0

0- 0

0- 0

AWAY

1- 0

0- 0

3- 1

0- 1

1- 0

NEUTRAL

1- 0

1- 0

6- 11

0- 5

2- 2

CONFERENCE

4- 4

0- 0

4- 4

0- 3

2- 0

HOME

2- 1

0- 0

2- 6

0- 2

0- 1

AWAY

2- 3

0- 0

0- 1

0- 0

0- 1

NEUTRAL

0- 0

0- 0

RPI 1-50

RPI 51-100

Team's RPI: 97

RPI 101-200

RPI 201+

RPI	S	Opponent	Score
9	N	Ohio St.	67 70
10	H	Texas	58 78
12	H	Iowa	72 60
20	A	Oklahoma	82 83
32	A	Kansas	75 88
32	H	Kansas	85 95
35	H	UNI	68 61
44	H	Texas A&M	81 86

RPI	S	Opponent	Score
59	N	Northwestern St.	81 77
63	H	Iona	72 89
68	A	Colorado	82 84
68	H	Colorado	96 79
95	H	Oklahoma St.	68 52
95	N	Oklahoma St.	70 79

RPI	S	Opponent	Score
101	A	Nebraska	88 75
101	H	Nebraska	63 73
113	A	Kansas St.	63 66
113	H	Kansas St.	72 70
129	H	Fresno St.	77 84
142	A	Texas Tech	73 76
147	A	Missouri	82 58
147	H	Missouri	85 78
153	N	Colorado St.	87 80
174	A	Baylor	73 91
176	A	Drake	89 74
198	H	Portland St.	72 64

RPI	S	Opponent	Score
208	H	Tennessee St.	59 51
237	N	South Fla.	83 74
325	H	Howard	96 62

LAST 10 Division I GAMES:

95	N	Oklahoma St.	70 79	20	A	Oklahoma	82 83
68	A	Colorado	82 84	101	H	Nebraska	63 73
147	H	Missouri	85 78	32	A	Kansas	75 88
174	A	Baylor	73 91	113	A	Kansas St.	63 66
95	H	Oklahoma St.	68 52	68	H	Colorado	96 79

Non-Div I Games: Mountain St. Uni 101 82

Iowa St.

Average RPI Win: 278
Average RPI Loss: 188

WON-LOST
RECORD

WINNING
PCT. RANK

LAST 10
GAMES

STRENGTH OF
SCHEDULE

OPP. STRENGTH
OF SCHEDULE

TEAM
RPI

CONF.
RPI

DIV. I ONLY	14- 17	193	4- 6	299	317	247	31
DIV. I NON-CONF.	3- 8	261	0- 0	116	174	225	31

TOTALS	RPI 1-50	RPI 51-100	W-L RECORDS	RPI 101-200	RPI 201+
14- 17	0- 2	0- 1	OVERALL	1- 6	13- 8
9- 2	0- 0	0- 0	HOME	1- 1	8- 1
4- 13	0- 2	0- 1	AWAY	0- 3	4- 7
1- 2	0- 0	0- 0	NEUTRAL	0- 2	1- 0
3- 8	0- 2	0- 1	NON-CONFERENCE	1- 3	2- 2
2- 0	0- 0	0- 0	HOME	1- 0	1- 0
1- 7	0- 2	0- 1	AWAY	0- 2	1- 2
0- 1	0- 0	0- 0	NEUTRAL	0- 1	0- 0
11- 9	0- 0	0- 0	CONFERENCE	0- 3	11- 6
7- 2	0- 0	0- 0	HOME	0- 1	7- 1
3- 6	0- 0	0- 0	AWAY	0- 1	3- 5
1- 1	0- 0	0- 0	NEUTRAL	0- 1	1- 0

RPI S	Opponent	Score
3	A Memphis	70 97
50	A Alabama	66 101

RPI S	Opponent	Score
95	A Oklahoma St.	53 94

RPI S	Opponent	Score
103	A St. Louis	53 69
130	A Southern U.	65 80
130	H Southern U.	58 70
130	N Southern U.	59 66
131	N Buffalo	65 71
140	A Lipscomb	62 75
140	H Lipscomb	73 64

RPI S	Opponent	Score
240	H Stephen F. Austin	68 64
257	A UTSA	78 75
258	A Alabama A&M	62 72
258	H Alabama A&M	84 77
272	A Alabama St.	79 93
272	H Alabama St.	77 64
272	N Alabama St.	83 65
282	A Grambling	81 87
282	H Grambling	73 77
288	A TCU	74 76
292	A Ark. -Pine Bluff	62 57
292	H Ark. -Pine Bluff	73 68
294	A Nicholls St.	87 93
297	A Mississippi Val.	61 51
297	H Mississippi Val.	67 61
301	A Alcorn St.	56 58
301	H Alcorn St.	89 67
307	A Texas Southern	88 90
307	H Texas Southern	84 63
334	A Prairie View	81 68
334	H Prairie View	88 77

LAST 10 Division I GAMES:

130	N Southern U.	59 66	297	H Mississippi Val.	67 61
272	N Alabama St.	83 65	282	A Grambling	81 87
272	A Alabama St.	79 93	307	A Texas Southern	88 90
258	A Alabama A&M	62 72	334	A Prairie View	81 68
292	H Ark. -Pine Bluff	73 68	130	H Southern U.	58 70

Non-Div I Games: Shawnee St. 75 66

Jackson St.

Loss, Non-Conf, S Site, H Home A Away N Neutral

Average RPI Win:	332	WON-LOST	WINNING	LAST 10	STRENGTH OF	OPP. STRENGTH	TEAM	CONF.
Average RPI Loss:	199	RECORD	PCT. RANK	GAMES	SCHEDULE	OF SCHEDULE	RPI	RPI

DIV. I ONLY	1- 26	333	0- 10	230	319	331	27
DIV. I NON-CONF.	1- 10	317	0- 2	259	300	322	30

TOTALS	RPI 1-50	RPI 51-100	W-L RECORDS	RPI 101-200	RPI 201+
1- 26	0- 1	0- 1	OVERALL	0- 10	1- 14
1- 11	0- 0	0- 1	HOME	0- 4	1- 6
0- 15	0- 1	0- 0	AWAY	0- 6	0- 8
0- 0	0- 0	0- 0	NEUTRAL	0- 0	0- 0
1- 10	0- 1	0- 1	NON-CONFERENCE	0- 4	1- 4
1- 3	0- 0	0- 1	HOME	0- 1	1- 1
0- 7	0- 1	0- 0	AWAY	0- 3	0- 3
0- 0	0- 0	0- 0	NEUTRAL	0- 0	0- 0
0- 16	0- 0	0- 0	CONFERENCE	0- 6	0- 10
0- 8	0- 0	0- 0	HOME	0- 3	0- 5
0- 8	0- 0	0- 0	AWAY	0- 3	0- 5
0- 0	0- 0	0- 0	NEUTRAL	0- 0	0- 0

RPI 1-50				RPI 51-100				RPI 101-200				RPI 201+				Team's RPI: 331	
RPI	S	Opponent	Score	RPI	S	Opponent	Score	RPI	S	Opponent	Score	RPI	S	Opponent	Score		
5	A	Flori da	58 101	70	H	Flori da St.	48 78	115	A	Bel mont	65 83	211	A	Fla. Atlantic	104 107		
								115	H	Bel mont	78 91	211	H	Fla. Atlantic	76 85		
								120	A	Coastal Caro.	66 81	226	A	East Tenn. St.	87 98		
								140	A	Li pscomb	78 101	226	H	East Tenn. St.	73 88		
								140	H	Li pscomb	67 75	237	A	South Fla.	78 91		
								159	A	Gardner-Webb	73 77	250	A	Kennesaw St.	64 88		
								159	H	Gardner-Webb	67 72	250	H	Kennesaw St.	76 80		
								160	A	Ga. Southern	67 81	267	A	Stetson	57 69		
								160	H	Ga. Southern	79 84	267	H	Stetson	66 81		
								162	A	Georgi a Tech	67 92	293	A	Campbel l	77 91		
												293	H	Campbel l	75 87		
												306	A	Mercer	81 90		
												306	H	Mercer	90 93		
												332	A	North Fla.	78 90		
												332	H	North Fla.	88 71		
LAST 10 Division I GAMES:																	
211	H	Fla. Atlantic	76 85	250	H	Kennesaw St.	76 80										
267	H	Stetson	66 81	226	H	East Tenn. St.	73 88										
306	H	Mercer	90 93	293	A	Campbel l	77 91										
140	A	Li pscomb	78 101	159	A	Gardner-Webb	73 77										
115	A	Bel mont	65 83	332	A	North Fla.	78 90										

Non-Div I Games:

Jacksonville

Loss,
Non-Conf, S Site,
H Home
A Away
N Neutral

Average RPI Win:	234	WON-LOST	WINNING	LAST 10	STRENGTH OF	OPP. STRENGTH	TEAM	CONF.
Average RPI Loss:	123	RECORD	PCT. RANK	GAMES	SCHEDULE	OF SCHEDULE	RPI	RPI

DIV. I ONLY	15- 13	132	7- 3	224	215	181	21
DIV. I NON-CONF.	2- 4	229	1- 0	167	42	206	20

TOTALS	RPI 1-50	RPI 51-100	W-L RECORDS	RPI 101-200	RPI 201+
15- 13	0- 0	0- 4	OVERALL	5- 8	10- 1
9- 5	0- 0	0- 1	HOME	3- 4	6- 0
6- 6	0- 0	0- 2	AWAY	2- 3	4- 1
0- 2	0- 0	0- 1	NEUTRAL	0- 1	0- 0
2- 4	0- 0	0- 1	NON-CONFERENCE	1- 3	1- 0
2- 1	0- 0	0- 0	HOME	1- 1	1- 0
0- 2	0- 0	0- 1	AWAY	0- 1	0- 0
0- 1	0- 0	0- 0	NEUTRAL	0- 1	0- 0
13- 9	0- 0	0- 3	CONFERENCE	4- 5	9- 1
7- 4	0- 0	0- 1	HOME	2- 3	5- 0
6- 4	0- 0	0- 1	AWAY	2- 2	4- 1
0- 1	0- 0	0- 1	NEUTRAL	0- 0	0- 0

RPI 1-50			RPI 51-100			RPI 101-200			Team's RPI: 181			RPI/201+			
RPI	S	Opponent	Score	RPI	S	Opponent	Score	RPI	S	Opponent	Score	RPI	S	Opponent	Score
67	A	Murray St.	72	78	107	A	Samford	62	61	208	A	Tennessee St.	80	83	
67	H	Murray St.	72	91	107	H	Samford	69	90	208	H	Tennessee St.	77	75	
67	N	Murray St.	64	69	108	N	Mississippi St.	80	104	224	A	Tenn. -Martin	93	84	
69	A	Vanderbilt	46	67	112	A	Auburn	83	87	224	H	Tenn. -Martin	85	80	
					114	H	Delaware St.	62	73	255	H	New Orleans	79	74	
					120	H	Coastal Caro.	82	71	309	A	Eastern Ill.	75	68	
					136	A	Tennessee Tech	74	68	309	H	Eastern Ill.	66	51	
					136	H	Tennessee Tech	67	79	313	A	Southeast Mo. St.	80	67	
					155	A	Austin Peay	82	95	313	H	Southeast Mo. St.	82	72	
					155	H	Austin Peay	91	86	321	A	Morehead St.	88	65	
					194	A	Eastern Ky.	78	86	321	H	Morehead St.	77	68	
					194	H	Eastern Ky.	71	72						
					194	H	Eastern Ky.	86	59						
LAST 10 Division I GAMES:															
67	N	Murray St.	64	69	194	H	Eastern Ky.	71	72						
194	H	Eastern Ky.	86	59	321	H	Morehead St.	77	68						
313	A	Southeast Mo. St.	80	67	136	A	Tennessee Tech	74	68						
309	A	Eastern Ill.	75	68	67	A	Murray St.	72	78						
255	H	New Orleans	79	74	309	H	Eastern Ill.	66	51						

Non-Div I Games: Tenn. Temple 97 70

Jacksonville St.

Loss,
Non-Conf,
S Site,
H Home
A Away
N Neutral

Average RPI Win:	240	WON-LOST	WINNING	LAST 10	STRENGTH OF	OPP. STRENGTH	TEAM	CONF.
Average RPI Loss:	133	RECORD	PCT. RANK	GAMES	SCHEDULE	OF SCHEDULE	RPI	RPI

DIV. I ONLY	5- 23	316	2- 8	154	167	295	8
DIV. I NON-CONF.	3- 6	229	0- 1	257	324	279	12

TOTALS	RPI 1-50	RPI 51-100	W-L RECORDS	RPI 101-200	RPI 201+
5- 23	0- 5	0- 7	OVERALL	1- 4	4- 7
3- 11	0- 3	0- 3	HOME	0- 2	3- 3
1- 11	0- 2	0- 3	AWAY	0- 2	1- 4
1- 1	0- 0	0- 1	NEUTRAL	1- 0	0- 0
3- 6	0- 1	0- 0	NON-CONFERENCE	1- 3	2- 2
2- 3	0- 1	0- 0	HOME	0- 2	2- 0
0- 3	0- 0	0- 0	AWAY	0- 1	0- 2
1- 0	0- 0	0- 0	NEUTRAL	1- 0	0- 0
2- 17	0- 4	0- 7	CONFERENCE	0- 1	2- 5
1- 8	0- 2	0- 3	HOME	0- 0	1- 3
1- 8	0- 2	0- 3	AWAY	0- 1	1- 2
0- 1	0- 0	0- 1	NEUTRAL	0- 0	0- 0

RPI	S	Opponent	Score
15	A	George Mason	68 95
15	H	George Mason	43 65
26	H	Georgetown	66 73
30	A	Hofstra	66 87
31	H	UNC Wilmington	46 83

RPI	S	Opponent	Score
52	A	Old Dominion	69 87
52	H	Old Dominion	58 75
80	A	Va. Commonwealth	55 71
80	H	Va. Commonwealth	48 76
88	A	Northeastern	55 77
88	H	Northeastern	83 86
88	N	Northeastern	56 74

RPI	S	Opponent	Score
104	H	La Salle	58 70
125	A	Drexel	57 68
148	H	Virginia Tech	58 77
197	N	Yale	79 69
200	A	Tex. A&M-Corp. Christi	52 93

RPI	S	Opponent	Score
216	A	Towson	76 68
216	H	Towson	84 99
234	H	Appalachian St.	81 79
236	A	Delaware	68 95
236	H	Delaware	74 64
238	H	Georgia St.	53 77
263	A	William & Mary	68 86
263	H	William & Mary	70 72
303	A	Youngstown St.	65 72
314	A	Longwood	73 77
317	H	VMI	74 61

LAST 10 Division I GAMES:

88	N	Northeastern	56 74	263	H	William & Mary	70 72
15	A	George Mason	68 95	216	A	Towson	76 68
52	H	Old Dominion	58 75	236	H	Delaware	74 64
314	A	Longwood	73 77	52	A	Old Dominion	69 87
88	A	Northeastern	55 77	238	H	Georgia St.	53 77

Non-Div I Games:

James Madison

■ Loss,
 ■ Non-Conf, S Site,
 ■ Home
 ■ Away
 N Neutral

Average RPI Win: 130		WON-LOST	WINNING	LAST 10	STRENGTH OF	OPP. STRENGTH	TEAM	CONF.
Average RPI Loss: 55		RECORD	PCT. RANK	GAMES	SCHEDULE	OF SCHEDULE	RPI	RPI
DIV. I ONLY	24- 8	25	8- 2	60	39	32	5	
DIV. I NON-CONF.	8- 5	105	0- 1	158	43	105	9	
TOTALS	RPI 1-50	RPI 51-100	W-L RECORDS	RPI 101-200	RPI 201+			
24- 8	4- 6	7- 0	OVERALL	8- 2	5- 0			
14- 2	2- 1	2- 0	HOME	5- 1	5- 0			
6- 2	1- 1	3- 0	AWAY	2- 1	0- 0			
4- 4	1- 4	2- 0	NEUTRAL	1- 0	0- 0			
8- 5	1- 5	1- 0	NON-CONFERENCE	1- 0	5- 0			
7- 1	1- 1	0- 0	HOME	1- 0	5- 0			
0- 0	0- 0	0- 0	AWAY	0- 0	0- 0			
1- 4	0- 4	1- 0	NEUTRAL	0- 0	0- 0			
16- 3	3- 1	6- 0	CONFERENCE	7- 2	0- 0			
7- 1	1- 0	2- 0	HOME	4- 1	0- 0			
6- 2	1- 1	3- 0	AWAY	2- 1	0- 0			
3- 0	1- 0	1- 0	NEUTRAL	1- 0	0- 0			
RPI S Opponent Score	RPI 1-50 Team's RPI: 32	RPI S Opponent Score	RPI 51-100	RPI S Opponent Score	RPI 101-200	RPI S Opponent Score	RPI 201+	
10 A Texas 55 80		56 N Cal i forni a 69 56		101 A Nebraska 69 48		213 H Idaho St. 90 66		
10 N Texas 80 68		68 A Col orado 75 63		101 H Nebraska 96 54		249 H Pepperdi ne 63 43		
20 H Okl ahoma 59 58		68 H Col orado 75 54		101 N Nebraska 79 65		255 H New OrLeans 73 56		
21 N Ari zona 49 61		95 A Okl ahoma St. 64 49		113 A Kansas St. 66 52		318 H Western Ill. 86 57		
25 N Bradl ey 73 77		95 N Okl ahoma St. 63 62		113 H Kansas St. 55 59		328 H Northern Colo. 85 62		
27 H Nevada 70 72		97 A Iowa St. 95 85		142 H Texas Tech 86 52				
29 H Kentucky 73 46		97 H Iowa St. 88 75		147 A Mi ssouri 86 89				
44 A Texas A&M 83 73				147 H Mi ssouri 79 46				
45 N Arkansas 64 65				174 H Bayl or 76 61				
48 N St. Joseph' s 67 70				197 H Yal e 87 46				
LAST 10 Div sion I GAMES:								
25 N Bradl ey 73 77		68 H Col orado 75 54		10 A Texas 55 80				
10 N Texas 80 68		174 H Bayl or 76 61		147 H Mi ssouri 79 46				
101 N Nebraska 79 65		95 A Okl ahoma St. 64 49						
95 N Okl ahoma St. 63 62								
113 A Kansas St. 66 52								

Non-Di v I Games: Chami nade 102 54

Kansas

Average RPI Win: 155

Average RPI Loss: 102

WON-LOST
RECORDWINNING
PCT. RANKLAST 10
GAMESSTRENGTH OF
SCHEDULEOPP. STRENGTH
OF SCHEDULETEAM
RPICONF.
RPI

DIV. I ONLY

15- 13

132

3- 7

64

106

113

5

DIV. I NON-CONF.

9- 2

23

0- 0

109

329

53

9

TOTALS

RPI 1-50

RPI 51-100

W-L RECORDS

RPI 101-200

RPI 201+

15- 13

2- 3

2- 3

OVERALL

6- 7

5- 0

13- 4

1- 2

2- 1

HOME

5- 1

5- 0

2- 8

1- 1

0- 2

AWAY

1- 5

0- 0

0- 1

0- 0

0- 0

NEUTRAL

0- 1

0- 0

9- 2

0- 0

0- 0

NON-CONFERENCE

4- 2

5- 0

9- 0

0- 0

0- 0

HOME

4- 0

5- 0

0- 2

0- 0

0- 0

AWAY

0- 2

0- 0

0- 0

0- 0

0- 0

NEUTRAL

0- 0

0- 0

6- 11

2- 3

2- 3

CONFERENCE

2- 5

0- 0

4- 4

1- 2

2- 1

HOME

1- 1

0- 0

2- 6

1- 1

0- 2

AWAY

1- 3

0- 0

0- 1

0- 0

0- 0

NEUTRAL

0- 1

0- 0

RPI 1-50

RPI S Opponent

Score

RPI 51-100

RPI S Opponent

Score

RPI 101-200

Team's RPI: 113









RPI S Opponent









Score




















RPI 201+






RPI S Opponent

Score

















10  Texas 64 
 20  Okl ahoma 70 
 32  Kansas 59 55
 32  Kansas 52 
 44  Texas A&M 58 54

68  Col orado 75 
 68  Col orado 72 60
 95  Okl ahoma St. 61 
 97  Iowa St. 70 
 97  Iowa St. 66 63

101  Nebraska 66 64
 101  Nebraska 42 
 115  Bel mont 66 62
 124  New Mexi co 68 56
 126  Northern Ill. 70 
 142  Texas Tech 56 
 142 N Texas Tech 65 
 147  Mi ssouri 71 
 147  Mi ssouri 79 64
 153  Col orado St. 71 67
 160  Ga. Southern 83 58
 167  Washington St. 57 
 174  Bayl or 70 





222  North Dakota St. 82 56
 232  Cal St. Fullerton 84 59
 240  Stephen F. Austin 71 54
 273  Bethune-Cookman 74 61
 314  Longwood 89 60

LAST 10 Division I GAMES:

142 N Texas Tech 65  68  Col orado 72 60
 32  Kansas 52  142  Texas Tech 56 
 101  Nebraska 66 64 147  Mi ssouri 71 
 20  Okl ahoma 70  97  Iowa St. 66 63
 10  Texas 64  95  OKl ahoma St. 61 

Non-Di v I Games:

Kansas St.

 Loss,  Non-Conf, S Site,  Home  Away N Neutral

Average RPI Win:		245	WON-LOST RECORD		WINNING PCT. RANK	LAST 10 GAMES	STRENGTH OF SCHEDULE		OPP. STRENGTH OF SCHEDULE	TEAM RPI	CONF. RPI				
DIV. I ONLY		11- 15	223		1- 9		252		331		250		32		
DIV. I NON-CONF.		10- 14	198		1- 8		200		331		226		32		
TOTALS		RPI 1-50	RPI 51-100		W-L RECORDS		RPI 101-200		RPI 201+						
11- 15		0- 1	0- 0		OVERALL		4- 5		7- 9						
5- 5		0- 0	0- 0		HOME		2- 1		3- 4						
5- 8		0- 1	0- 0		AWAY		1- 3		4- 4						
1- 2		0- 0	0- 0		NEUTRAL		1- 1		0- 1						
10- 14		0- 1	0- 0		NON-CONFERENCE		4- 5		6- 8						
4- 5		0- 0	0- 0		HOME		2- 1		2- 4						
5- 7		0- 1	0- 0		AWAY		1- 3		4- 3						
1- 2		0- 0	0- 0		NEUTRAL		1- 1		0- 1						
1- 1		0- 0	0- 0		CONFERENCE		0- 0		1- 1						
1- 0		0- 0	0- 0		HOME		0- 0		1- 0						
0- 1		0- 0	0- 0		AWAY		0- 0		0- 1						
0- 0		0- 0	0- 0		NEUTRAL		0- 0		0- 0						
RPI 1-50		RPI 51-100		RPI 101-200		RPI 201+		Team's RPI: 250							
RPI S	Opponent	Score	RPI S	Opponent	Score	RPI S	Opponent	Score	RPI S	Opponent	Score				
33	A George Washi ngton	42 87				103	A St. Loui s	60 74	211	A Fla. Atlantic	62 81				
						115	A Bel mont	64 83	211	H Fla. Atlantic	67 73				
						115	H Bel mont	91 87	220	A Furman	76 83				
						140	A Li pscomb	48 77	226	A East Tenn. St.	74 110				
						140	H Li pscomb	67 66	226	H East Tenn. St.	78 72				
						159	A Gardner-Webb	74 68	233	N Marshall	74 77				
						159	H Gardner-Webb	58 84	267	A Stetson	73 57				
						175	N Denver	66 80	267	H Stetson	68 80				
						191	N Lamar	79 60	293	A Campbel l	81 77				
									293	H Campbel l	78 86				
									306	A Mercer	63 57				
									306	H Mercer	70 77				
									331	A Jacksonville	80 76				
									331	H Jacksonville	88 64				
									332	A North Fla.	68 72				
									332	H North Fla.	78 76				
LAST 10 Div						sion I GAMES:									
140	A Li pscomb	48 77	331	A Jacksonville	80 76										
115	A Bel mont	64 83	332	A North Fla.	68 72										
211	A Fla. Atlantic	62 81	267	H Stetson	68 80										
293	H Campbel l	78 86	306	H Mercer	70 77										
159	H Gardner-Webb	58 84	226	A East Tenn. St.	74 110										

Non-Di v I Games: Al as. Fai rbanks 65 78 Clark Atlanta 76 54 St. Paul ' s 71 73 Kennesaw St.

Loss, Non-Conf, S Site, H Home A Away N Neutral

K
e
n
n
e
s
a
w
s
t
.

K
e
n
n
e
s
a
w
s
t
.

Average RPI Win: 174

Average RPI Loss: 94

WON-LOST
RECORDWINNING
PCT. RANKLAST 10
GAMESSTRENGTH OF
SCHEDULEOPP. STRENGTH
OF SCHEDULETEAM
RPICONF.
RPI

DIV. I ONLY

24- 9

35

8- 2

91

169

53

16

DIV. I NON-CONF.

6- 6

151

1- 1

171

124

156

17

TOTALS

RPI 1-50

RPI 51-100

W-L RECORDS

RPI 101-200

RPI 201+

24- 9

0- 3

7- 2

OVERALL

9- 3

8- 1

12- 2

0- 0

4- 0

HOME

5- 1

3- 1

8- 5

0- 2

2- 1

AWAY

2- 2

4- 0

4- 2

0- 1

1- 1

NEUTRAL

2- 0

1- 0

6- 6

0- 3

1- 1

NON-CONFERENCE

1- 2

4- 0

4- 1

0- 0

1- 0

HOME

1- 1

2- 0

1- 3

0- 2

0- 0

AWAY

0- 1

1- 0

1- 2

0- 1

0- 1

NEUTRAL

0- 0

1- 0

18- 3

0- 0

6- 1

CONFERENCE

8- 1

4- 1

8- 1

0- 0

3- 0

HOME

4- 0

1- 1

7- 2

0- 0

2- 1

AWAY

2- 1

3- 0

3- 0

0- 0

1- 0

NEUTRAL

2- 0

0- 0

RPI 1-50

RPI 51-100

Team's RPI: 53

RPI 101-200

RPI 201+

RPI	S	Opponent	Score
13	N	Pittsburgh	64 79
18	A	Syracuse	66 78
37	A	Southern Ill.	51 58

RPI	S	Opponent	Score
66	A	Akron	67 75
66	H	Akron	63 57
76	N	Rutgers	52 55
78	H	Butler	80 76
85	A	Miami (Ohio)	53 46
85	H	Miami (Ohio)	70 63
96	A	Ohio	73 60
96	H	Ohio	78 58
96	N	Ohio	72 59

RPI	S	Opponent	Score
114	H	Delaware St.	56 65
123	A	St. Mary's (Cal.)	59 61
126	A	Northern Ill.	72 61
126	H	Northern Ill.	67 55
131	A	Buffalo	111 107
131	H	Buffalo	70 52
131	N	Buffalo	76 67
145	A	Tolledo	44 60
145	H	Tolledo	76 68
145	N	Tolledo	71 66
155	H	Austin Peay	94 67
195	H	Western Mich.	77 62

RPI	S	Opponent	Score
245	H	Cleveland St.	83 68
254	H	Ball St.	84 71
256	A	Bowling Green	82 66
256	H	Bowling Green	74 79
291	H	IPFW	86 61
303	A	Youngstown St.	77 69
305	A	Eastern Mich.	74 64
315	A	Central Mich.	66 60
330	N	Tex.-Pan American	82 70

LAST 10 Division I GAMES:

13	N	Pittsburgh	64 79	96	H	Ohio	78 58
145	N	Tolledo	71 66	85	H	Miami (Ohio)	70 63
96	N	Ohio	72 59	256	A	Bowling Green	82 66
131	N	Buffalo	76 67	78	H	Butler	80 76
66	A	Akron	67 75	131	A	Buffalo	111 107

Non-Div I Games: Concordia (Cal.) 88 76

Kent St.

Average RPI Win: 114
Average RPI Loss: 27

WON-LOST
RECORD

WINNING
PCT. RANK

LAST 10
GAMES

STRENGTH OF
SCHEDULE

OPP. STRENGTH
OF SCHEDULE

TEAM
RPI

CONF.
RPI

DIV. I ONLY
DIV. I NON-CONF.

22- 13
11- 5

78
82

6- 4
1- 1

10
24

1
35

29
27

1
1

TOTALS

RPI 1-50

RPI 51-100

W-L RECORDS

RPI 101-200

RPI 201+

22- 13 7- 11

5- 2

OVERALL

7- 0

3- 0

10- 5 2- 4

2- 1

HOME

4- 0

2- 0

6- 4 2- 3

1- 1

AWAY

2- 0

1- 0

6- 4 3- 4

2- 0

NEUTRAL

1- 0

0- 0

11- 5 2- 5

3- 0

NON-CONFERENCE

3- 0

3- 0

6- 1 0- 1

1- 0

HOME

3- 0

2- 0

1- 1 0- 1

0- 0

AWAY

0- 0

1- 0

4- 3 2- 3

2- 0

NEUTRAL

0- 0

0- 0

11- 8 5- 6

2- 2

CONFERENCE

4- 0

0- 0

4- 4 2- 3

1- 1

HOME

1- 0

0- 0

5- 3 2- 2

1- 1

AWAY

2- 0

0- 0

2- 1 1- 1

0- 0

NEUTRAL

1- 0

0- 0

RPI	S	Opponent	Score
4	N	Connecticut	83 87
5	A	Florida	80 95
5	H	Florida	64 79
7	A	LSU	67 71
8	A	Tennessee	80 78
8	H	Tennessee	67 75
12	N	Iowa	63 67
14	H	North Carolina	79 83
28	N	West Virginia	80 66
32	A	Kansas	46 73
34	N	Indiana	53 79
36	A	South Carolina	79 66
36	H	South Carolina	80 78
36	N	South Carolina	61 65
41	N	UAB	69 64
45	H	Arkansas	78 76
50	H	Alabama	64 68
50	N	Alabama	68 61

RPI	S	Opponent	Score
63	N	Iona	73 67
64	H	Louisville	73 61
69	A	Vanderbilt	81 84
69	H	Vanderbilt	52 57
96	N	Ohio	71 63
100	A	Georgia	69 55
100	H	Georgia	68 61

RPI	S	Opponent	Score
108	A	Mississippi St.	81 66
112	A	Auburn	71 62
140	H	Lipscomb	67 49
151	H	Mississippi	80 40
151	N	Mississippi	71 57
164	H	High Point	75 55
190	H	UCF	59 57

RPI	S	Opponent	Score
238	A	Georgia St.	73 46
276	H	South Dakota St.	71 54
316	H	Liberty	81 51

LAST 10 Division I GAMES:

4	N	Connecticut	83 87	5	H	Florida	64 79
41	N	UAB	69 64	8	A	Tennessee	80 78
36	N	South Carolina	61 65	7	A	LSU	67 71
50	N	Alabama	68 61	151	H	Mississippi	80 40
151	N	Mississippi	71 57	36	A	South Carolina	79 66

Non-Div I Games:

Kentucky

Loss, Non-Conf, S Site, H Home A Away N Neutral

Average RPI Win: 99		WON-LOST RECORD		WINNING PCT. RANK		LAST 10 GAMES		STRENGTH OF SCHEDULE		OPP. STRENGTH OF SCHEDULE		TEAM RPI		CONF. RPI	
DIV. I ONLY		26- 9		26		8- 2		4		3		7		1	
DIV. I NON-CONF.		11- 6		89		4- 1		8		19		17		1	
TOTALS		RPI 1-50		RPI 51-100		W-L RECORDS		RPI 101-200		RPI 201+					
26- 9		10- 9		4- 0		OVERALL		9- 0		3- 0					
14- 2		4- 2		1- 0		HOME		6- 0		3- 0					
8- 4		3- 4		2- 0		AWAY		3- 0		0- 0					
4- 3		3- 3		1- 0		NEUTRAL		0- 0		0- 0					
11- 6		4- 6		1- 0		NON-CONFERENCE		3- 0		3- 0					
6- 2		0- 2		0- 0		HOME		3- 0		3- 0					
1- 2		1- 2		0- 0		AWAY		0- 0		0- 0					
4- 2		3- 2		1- 0		NEUTRAL		0- 0		0- 0					
15- 3		6- 3		3- 0		CONFERENCE		6- 0		0- 0					
8- 0		4- 0		1- 0		HOME		3- 0		0- 0					
7- 2		2- 2		2- 0		AWAY		3- 0		0- 0					
0- 1		0- 1		0- 0		NEUTRAL		0- 0		0- 0					
RPI S Opponent Score		Team's RPI: 7		RPI 51-100		RPI 101-200		RPI 201+							
1 N Duke	62 54			63 N Iona	80 64	108 A Mississippi St.	71 57	217 H Tulane	75 58						
4 A Connecticut	66 67			69 A Vanderbilt	77 66	108 H Mississippi St.	72 59	255 H New Orleans	94 53						
5 A Florida	62 71			69 A Vanderbilt	92 73	112 A Auburn	65 61	294 H Nicholas St.	104 57						
5 N Florida	65 81			100 H Georgia	81 52	112 H Auburn	84 69								
6 N UCLA	45 59					130 H Southern U.	84 56								
8 H Tennessee	88 74					143 H La. -Lafayette	81 62								
9 A Ohio St.	76 78					151 A Mississippi	79 73								
10 N Texas	70 60					151 H Mississippi	55 52								
28 A West Virginia	71 68					199 H McNeese St.	90 70								
29 H Kentucky	71 67														
35 H UNI	50 54														
36 A South Carolina	64 61														
43 N Cincinnati	72 75														
44 N Texas A&M	58 57														
45 A Arkansas	63 58														
45 H Arkansas	78 77														
49 H Houston	83 84														
50 A Alabama	62 67														
50 H Alabama	68 57														
				LAST 10 Division I GAMES:											
6 N UCLA	45 59			5 N Florida	65 81										
10 N Texas	70 60			69 A Vanderbilt	92 73										
1 N Duke	62 54			151 H Mississippi	55 52										
44 N Texas A&M	58 57			36 A South Carolina	64 61										
63 N Iona	80 64			29 H Kentucky	71 67										

Non-Div I Games: Ark. -Monticello 75 48

LSU

Average RPI Win: 207
Average RPI Loss: 81

WON-LOST
RECORD

WINNING
PCT. RANK

LAST 10
GAMES

STRENGTH OF
SCHEDULE

OPP. STRENGTH
OF SCHEDULE

TEAM
RPI

CONF.
RPI

DIV. I ONLY	18- 10	72	7- 3	193	112	104	11
DIV. I NON-CONF.	8- 3	65	0- 0	206	197	96	8

TOTALS	RPI 1-50	RPI 51-100	W-L RECORDS	RPI 101-200	RPI 201+
18- 10	0- 4	2- 3	OVERALL	6- 3	10- 0
10- 3	0- 1	1- 1	HOME	3- 1	6- 0
7- 6	0- 3	1- 2	AWAY	2- 1	4- 0
1- 1	0- 0	0- 0	NEUTRAL	1- 1	0- 0
8- 3	0- 2	0- 1	NON-CONFERENCE	2- 0	6- 0
4- 1	0- 1	0- 0	HOME	0- 0	4- 0
3- 2	0- 1	0- 1	AWAY	1- 0	2- 0
1- 0	0- 0	0- 0	NEUTRAL	1- 0	0- 0
10- 7	0- 2	2- 2	CONFERENCE	4- 3	4- 0
6- 2	0- 0	1- 1	HOME	3- 1	2- 0
4- 4	0- 2	1- 1	AWAY	1- 1	2- 0
0- 1	0- 0	0- 0	NEUTRAL	0- 1	0- 0

RPI	S	Opponent	Score
2	A	Villanova	57 98
30	H	Hofstra	70 71
33	A	George Washington	65 77
48	A	St. Joseph's	54 66

RPI	S	Opponent	Score
81	A	Temple	52 68
81	H	Temple	62 56
82	A	Xavier	79 70
94	A	Penn	65 73
99	H	Charlotte	52 64

RPI	S	Opponent	Score
103	H	St. Louis	62 52
125	N	Drexel	62 50
128	A	Massachusetts	65 44
128	H	Massachusetts	68 61
133	A	Fordham	74 83
133	N	Fordham	62 64
152	H	Rhode Island	68 71
163	A	Central Conn. St.	107 106
184	H	Dayton	74 71

RPI	S	Opponent	Score
203	H	American	75 63
205	A	Richmond	67 56
230	H	Mt. St. Mary's	73 51
277	H	Florida Int'l	70 61
290	H	St. Bonaventure	74 62
295	A	James Madison	70 58
297	A	UMBC	70 55
308	A	Duquesne	75 66
308	H	Duquesne	84 61
323	H	St. Francis (Pa.)	85 55

LAST 10 Division I GAMES:

133	N	Fordham	62 64	290	H	St. Bonaventure	74 62
103	H	St. Louis	62 52	82	A	Xavier	79 70
133	A	Fordham	74 83	128	A	Massachusetts	65 44
33	A	George Washington	65 77	81	H	Temple	62 56
184	H	Dayton	74 71	308	A	Duquesne	75 66

La Salle

La Salle

Non-Div I Games:

La Salle

Loss, Non-Conf, S Site, H Home A Away N Neutral

Average RPI Win: 195
Average RPI Loss: 121

WON-LOST
RECORD

WINNING
PCT. RANK

LAST 10
GAMES

STRENGTH OF
SCHEDULE

OPP. STRENGTH
OF SCHEDULE

TEAM
RPI

CONF.
RPI

DIV. I ONLY	13- 16	194	8- 2	104	162	143	18
DIV. I NON-CONF.	5- 7	198	1- 0	46	59	122	16

TOTALS	RPI 1-50	RPI 51-100	W-L RECORDS	RPI 101-200	RPI 201+
13- 16	0- 4	2- 5	OVERALL	3- 2	8- 5
8- 3	0- 0	0- 2	HOME	3- 0	5- 1
4- 12	0- 4	2- 2	AWAY	0- 2	2- 4
1- 1	0- 0	0- 1	NEUTRAL	0- 0	1- 0
5- 7	0- 4	1- 2	NON-CONFERENCE	2- 0	2- 1
4- 1	0- 0	0- 1	HOME	2- 0	2- 0
1- 6	0- 4	1- 1	AWAY	0- 0	0- 1
0- 0	0- 0	0- 0	NEUTRAL	0- 0	0- 0
8- 9	0- 0	1- 3	CONFERENCE	1- 2	6- 4
4- 2	0- 0	0- 1	HOME	1- 0	3- 1
3- 6	0- 0	1- 1	AWAY	0- 2	2- 3
1- 1	0- 0	0- 1	NEUTRAL	0- 0	1- 0

RPI	S	Opponent	Score
7	A	LSU	62 81
8	A	Tennessee	76 83
27	A	Nevada	58 65
37	A	Southern Ill.	47 65

RPI	S	Opponent	Score
58	A	Western Ky.	81 94
58	N	Western Ky.	72 80
65	A	South Ala.	59 53
65	H	South Ala.	51 61
74	A	Louisiana Tech	78 85
77	A	UTEP	65 59
99	H	Charlotte	62 67

RPI	S	Opponent	Score
117	A	Middle Tenn.	59 73
127	H	Oral Roberts	95 74
175	A	Denver	63 75
175	H	Denver	49 38
199	H	McNeese St.	89 77

RPI	S	Opponent	Score
204	A	North Texas	79 86
204	H	North Texas	77 58
222	A	Ark.-Little Rock	69 59
231	H	Arkansas St.	71 65
238	A	Georgia St.	61 76
238	H	Georgia St.	76 70
240	H	Stephen F. Austin	66 63
244	A	Troy	73 75
244	H	Troy	50 73
244	N	Troy	62 59
255	A	New Orleans	76 69
255	H	New Orleans	60 53
277	A	Florida Int'l	50 55

LAST 10 Division I GAMES:

58	N	Western Ky.	72 80	255	A	New Orleans	76 69
244	N	Troy	62 59	244	A	Troy	73 75
222	A	Ark.-Little Rock	69 59	65	A	South Ala.	59 53
231	H	Arkansas St.	71 65	175	H	Denver	49 38
240	H	Stephen F. Austin	66 63	204	H	North Texas	77 58

L
a
-
L
a
f
a
y
e
t
t
eL
a
-
L
a
f
a
y
e
t
t
e

Non-Div I Games:

La. -Lafayette

Loss, Non-Conf, S Site, H Home A Away N Neutral

Average RPI Win:	262	WON-LOST	WINNING	LAST 10	STRENGTH OF	OPP. STRENGTH	TEAM	CONF.
Average RPI Loss:	134	RECORD	PCT. RANK	GAMES	SCHEDULE	OF SCHEDULE	RPI	RPI

DIV. I ONLY	7- 18	291	3- 7	133	227	259	22
DIV. I NON-CONF.	1- 8	307	0- 0	17	84	210	21

TOTALS	RPI 1-50	RPI 51-100	W-L RECORDS	RPI 101-200	RPI 201+
7- 18	0- 2	0- 5	OVERALL	2- 8	5- 3
5- 5	0- 0	0- 2	HOME	1- 2	4- 1
2- 12	0- 2	0- 3	AWAY	1- 5	1- 2
0- 1	0- 0	0- 0	NEUTRAL	0- 1	0- 0
1- 8	0- 2	0- 3	NON-CONFERENCE	0- 3	1- 0
1- 1	0- 0	0- 1	HOME	0- 0	1- 0
0- 6	0- 2	0- 2	AWAY	0- 2	0- 0
0- 1	0- 0	0- 0	NEUTRAL	0- 1	0- 0
6- 10	0- 0	0- 2	CONFERENCE	2- 5	4- 3
4- 4	0- 0	0- 1	HOME	1- 2	3- 1
2- 6	0- 0	0- 1	AWAY	1- 3	1- 2
0- 0	0- 0	0- 0	NEUTRAL	0- 0	0- 0

RPI S	RPI 1-50	Opponent	Score
10	A	Texas	55 90
28	A	West Virginia	69 88

RPI S	RPI 51-100	Opponent	Score
59	A	Northwestern St.	65 81
59	H	Northwestern St.	68 81
65	A	South Ala.	64 83
65	H	South Ala.	71 81
70	A	Florida St.	62 85

RPI S	RPI 101-200	Opponent	Score
111	A	Sam Houston St.	51 74
141	N	Fairleigh Dickinson	58 74
147	A	Missouri	44 73
151	A	Mississippi	43 59
187	A	Southeastern La.	40 42
191	A	Lamar	53 79
191	H	Lamar	83 89
196	H	Texas-Arlington	80 66
199	A	McNeese St.	74 67
199	H	McNeese St.	38 62

RPI S	RPI 201+	Team's RPI: 259	Opponent	Score
240	A		Stephen F. Austin	57 73
240	H		Stephen F. Austin	59 63
257	A		UTSA	56 69
257	H		UTSA	77 68
269	H		Southern Methodist	71 64
294	A		Nicholls St.	74 59
294	H		Nicholls St.	78 59
327	H		Texas St.	80 75

LAST 10 Division I GAMES:

240	A	Stephen F. Austin	57 73	59	A	Northwestern St.	65 81
191	H	Lamar	83 89	240	H	Stephen F. Austin	59 63
199	H	McNeese St.	38 62	196	H	Texas-Arlington	80 66
294	A	Nicholls St.	74 59	111	A	Sam Houston St.	51 74
187	A	Southeastern La.	40 42	257	H	UTSA	77 68

Non-Div I Games: Louisiana Col. 92 59 Belhaven 77 55 William Carey 82 65

La. -Monroe

Loss, Non-Conf, S Site, H Home A Away N Neutral

Average RPI Win:	269	WON-LOST	WINNING	LAST 10	STRENGTH OF	OPP. STRENGTH	TEAM	CONF.
Average RPI Loss:	140	RECORD	PCT. RANK	GAMES	SCHEDULE	OF SCHEDULE	RPI	RPI

DIV. I ONLY	9- 17	260	3- 7	220	218	262	20
DIV. I NON-CONF.	4- 7	217	0- 0	155	216	202	19

TOTALS	RPI 1-50	RPI 51-100	W-L RECORDS	RPI 101-200	RPI 201+
9- 17	0- 3	0- 2	OVERALL	0- 7	9- 5
5- 6	0- 1	0- 0	HOME	0- 4	5- 1
4- 10	0- 2	0- 2	AWAY	0- 3	4- 3
0- 1	0- 0	0- 0	NEUTRAL	0- 0	0- 1
4- 7	0- 1	0- 2	NON-CONFERENCE	0- 3	4- 1
2- 2	0- 0	0- 0	HOME	0- 2	2- 0
2- 5	0- 1	0- 2	AWAY	0- 1	2- 1
0- 0	0- 0	0- 0	NEUTRAL	0- 0	0- 0
5- 10	0- 2	0- 0	CONFERENCE	0- 4	5- 4
3- 4	0- 1	0- 0	HOME	0- 2	3- 1
2- 5	0- 1	0- 0	AWAY	0- 2	2- 2
0- 1	0- 0	0- 0	NEUTRAL	0- 0	0- 1

RPI 1-50				RPI 51-100				RPI 101-200				RPI 201+				Team's RPI: 262	
RPI	S	Opponent	Score	RPI	S	Opponent	Score	RPI	S	Opponent	Score	RPI	S	Opponent	Score		
38	A	Bucknell I	32 62	90	A	Notre Dame	66 84	102	H	Marist	84 92	202	A	Princeton	57 46		
38	H	Bucknell I	49 69	94	A	Penn	73 105	110	A	Holy Cross	57 86	203	A	American	56 74		
48	A	St. Joseph's	47 70					110	H	Holy Cross	61 77	203	H	American	67 77		
								122	H	St. Peter's	76 79	203	N	American	62 75		
								133	A	Fordham	52 71	207	H	Cornell	57 43		
								149	A	Lehigh	64 82	230	A	Mt. St. Mary's	76 63		
								149	H	Lehigh	58 76	270	H	St. Francis (N. Y.)	89 81		
												286	A	Colgate	63 55		
												286	H	Colgate	85 74		
												289	A	Columbia	67 71		
												299	A	Navy	69 89		
												299	H	Navy	80 67		
												322	A	Army	82 61		
												322	H	Army	73 64		
LAST 10 Division I GAMES:																	
				203	N	American	62 75	299	A	Navy	69 89						
				203	H	American	67 77	286	A	Colgate	63 55						
				322	H	Army	73 64	110	H	Holy Cross	61 77						
				149	A	Lehigh	64 82	203	A	American	56 74						
				38	H	Bucknell I	49 69	322	A	Army	82 61						

Non-Div I Games: Dickinson 72 52 Alvernia 86 80 Lafayette

Average RPI Win: 261
Average RPI Loss: 144

WON-LOST
RECORD

WINNING
PCT. RANK

LAST 10
GAMES

STRENGTH OF
SCHEDULE

OPP. STRENGTH
OF SCHEDULE

TEAM
RPI

CONF.
RPI

DIV. I ONLY
DIV. I NON-CONF.

14- 13
4- 5

147
187

5- 5
0- 0

271
202

246
217

191
187

22
21

TOTALS

RPI 1-50

RPI 51-100

W-L RECORDS

RPI 101-200

RPI 201+

14- 13

0- 1

0- 4

OVERALL

2- 5

12- 3

6- 4

0- 0

0- 0

HOME

1- 3

5- 1

7- 6

0- 1

0- 3

AWAY

1- 2

6- 0

1- 3

0- 0

0- 1

NEUTRAL

0- 0

1- 2

4- 5

0- 1

0- 2

NON-CONFERENCE

0- 0

4- 2

2- 0

0- 0

0- 0

HOME

0- 0

2- 0

1- 2

0- 1

0- 1

AWAY

0- 0

1- 0

1- 3

0- 0

0- 1

NEUTRAL

0- 0

1- 2

10- 8

0- 0

0- 2

CONFERENCE

2- 5

8- 1

4- 4

0- 0

0- 0

HOME

1- 3

3- 1

6- 4

0- 0

0- 2

AWAY

1- 2

5- 0

0- 0

0- 0

0- 0

NEUTRAL

0- 0

0- 0

RPI 1-50

RPI 51-100

RPI 101-200 Team's RPI: 191

RPI 201+

RPI S Opponent Score
3 A Memphi s 83 103

RPI S Opponent Score
55 A Air Force 50 73
59 A Northwestern St. 67 80
59 A Northwestern St. 66 80
71 N Brigham Young 74 97

RPI S Opponent Score
111 H Sam Houston St. 82 85
187 A Southeastern La. 68 65
187 H Southeastern La. 79 89
196 A Texas-Arlington 73 75
196 H Texas-Arlington 93 89
199 A McNeese St. 72 76
199 H McNeese St. 78 83

RPI S Opponent Score
206 H Tul sa 86 78
231 A Arkansas St. 91 81
240 A Stephen F. Austin 70 65
240 H Stephen F. Austin 54 72
241 N Montana St. 92 82
246 N Southern Mi ss. 76 79
250 N Kennesaw St. 60 79
257 A UTSA 77 70
259 A La. -Monroe 89 83
259 H La. -Monroe 79 53
294 A Ni chol l s St. 89 81
294 H Ni chol l s St. 103 87
327 A Texas St. 83 58
327 H Texas St. 83 71
334 H Prai ri e Vi ew 99 58

LAST 10 Division I GAMES:

59 A Northwestern St. 66 80
187 A Southeastern La. 68 65
187 H Southeastern La. 79 89
294 H Ni chol l s St. 103 87
259 A La. -Monroe 89 83

59 A Northwestern St. 67 80
196 A Texas-Arlington 73 75
111 H Sam Houston St. 82 85
257 A UTSA 77 70
327 H Texas St. 83 71

Non-Di v I Games: Del ta St. 73 82 Loui si ana Col . 97 68 Okl ahoma Ci ty 89 71 St. Gregory' s Lamar 112 60

Loss, Non-Conf, S Site, H Home A Away N Neutral

Average RPI Win: 253
Average RPI Loss: 116

WON-LOST
RECORD

WINNING
PCT. RANK

LAST 10
GAMES

STRENGTH OF
SCHEDULE

OPP. STRENGTH
OF SCHEDULE

TEAM
RPI

CONF.
RPI

DIV. I ONLY
DIV. I NON-CONF.

17- 12
5- 8

106
210

7- 3
0- 0

215
186

213
206

149
205

20
19

TOTALS

RPI 1-50

RPI 51-100

W-L RECORDS

RPI 101-200

RPI 201+

17- 12

0- 4

0- 1

OVERALL

2- 3

15- 4

9- 3

0- 1

0- 0

HOME

2- 0

7- 2

6- 7

0- 3

0- 0

AWAY

0- 2

6- 2

2- 2

0- 0

0- 1

NEUTRAL

0- 1

2- 0

5- 8

0- 2

0- 1

NON-CONFERENCE

1- 1

4- 4

3- 2

0- 0

0- 0

HOME

1- 0

2- 2

1- 4

0- 2

0- 0

AWAY

0- 0

1- 2

1- 2

0- 0

0- 1

NEUTRAL

0- 1

1- 0

12- 4

0- 2

0- 0

CONFERENCE

1- 2

11- 0

6- 1

0- 1

0- 0

HOME

1- 0

5- 0

5- 3

0- 1

0- 0

AWAY

0- 2

5- 0

1- 0

0- 0

0- 0

NEUTRAL

0- 0

1- 0

RPI 1-50

RPI 51-100

RPI 101-200

Team's RPI: 149

RPI 201+

RPI	S	Opponent	Score
2	A	Villanova	47 84
24	A	Washington	37 54
38	A	Bucknell I	70 81
38	H	Bucknell I	54 59

RPI	S	Opponent	Score
78	N	Butler	41 66

RPI	S	Opponent	Score
109	N	Northwestern	59 61
110	A	Holy Cross	54 68
110	A	Holy Cross	66 73
110	H	Holy Cross	64 63
135	H	Monmouth	71 57

RPI	S	Opponent	Score
202	H	Princeton	54 64
203	A	American	70 59
203	H	American	65 58
207	A	Cornell	53 57
210	H	Harvard	67 56
215	N	Coppin St.	65 64
216	H	Towson	66 69
261	A	Sacred Heart	55 66
262	A	Lafayette	76 58
262	H	Lafayette	82 64
286	A	Colgate	53 45
286	H	Colgate	67 58
286	N	Colgate	48 44
289	A	Columbia	65 57
299	A	Navy	74 49
299	H	Navy	65 58
310	H	Stony Brook	58 54
322	A	Army	69 44
322	H	Army	63 60

LAST 10 Division I GAMES:

110	A	Holy Cross	66 73	286	H	Colgate	67 58
286	N	Colgate	48 44	322	A	Army	69 44
110	A	Holy Cross	54 68	299	A	Navy	74 49
38	A	Bucknell I	70 81	203	H	American	65 58
262	H	Lafayette	82 64	110	H	Holy Cross	64 63

Non-Div I Games: Muhl enberg

80 70

Eastern

67 48

Lehigh

Loss, Non-Conf, S Site, H Home A Away N Neutral

Average RPI Win: 217
Average RPI Loss: 167

WON-LOST
RECORD

WINNING
PCT. RANK

LAST 10
GAMES

STRENGTH OF
SCHEDULE

OPP. STRENGTH
OF SCHEDULE

TEAM
RPI

CONF.
RPI

DIV. I ONLY

4- 23

319

3- 7

199

255

316

19

DIV. I NON-CONF.

1- 9

312

1- 0

198

238

309

25

TOTALS

RPI 1-50

RPI 51-100

W-L RECORDS

RPI 101-200

RPI 201+

4- 23

0- 1

1- 3

OVERALL

1- 12

2- 7

4- 7

0- 0

1- 0

HOME

1- 5

2- 2

0- 14

0- 1

0- 3

AWAY

0- 6

0- 4

0- 2

0- 0

0- 0

NEUTRAL

0- 1

0- 1

1- 9

0- 1

0- 1

NON-CONFERENCE

0- 5

1- 2

1- 2

0- 0

0- 0

HOME

0- 2

1- 0

0- 5

0- 1

0- 1

AWAY

0- 2

0- 1

0- 2

0- 0

0- 0

NEUTRAL

0- 1

0- 1

3- 14

0- 0

1- 2

CONFERENCE

1- 7

1- 5

3- 5

0- 0

1- 0

HOME

1- 3

1- 2

0- 9

0- 0

0- 2

AWAY

0- 4

0- 3

0- 0

0- 0

0- 0

NEUTRAL

0- 0

0- 0

RPI 1-50

RPI S Opponent Score
29 A Kentucky 51 81

RPI 51-100

RPI S Opponent Score
73 A Winthrop 47 67
73 A Winthrop 52 93
73 H Winthrop 78 71
86 A Virginia 44 79

RPI 101-200

RPI S Opponent Score
102 H Mari st 69 83
108 N Mi ssi ssi ppi St. 67 78
120 A Coastal Caro. 60 72
120 H Coastal Caro. 61 78
131 H Buffal o 53 66
140 A Li pscomb 62 78
157 A Bi rmi ngham-So. 56 68
157 H Bi rmi ngham-So. 51 61
164 A Hi gh Poi nt 49 78
164 H Hi gh Poi nt 83 80
193 A Radford 54 69
193 H Radford 50 60
199 A McNeese St. 72 85

RPI 201+

Team's RPI: 316

RPI S Opponent Score
227 A Charleston So. 71 73
227 H Charleston So. 45 61
230 N Mt. St. Mary's 59 63
242 A UNC Asheville 65 77
242 H UNC Asheville 81 83
314 A Longwood 75 88
314 H Longwood 75 66
317 A VMI 68 84
317 H VMI 71 67

LAST 10 Division I GAMES:

73 A Winthrop 52 93
164 A Hi gh Poi nt 49 78
120 H Coastal Caro. 61 78
73 H Winthrop 78 71
193 A Radford 54 69
157 A Bi rmi ngham-So. 56 68
314 H Longwood 75 66
227 H Charleston So. 45 61
242 H UNC Asheville 81 83
317 H VMI 71 67

Liberty

Liberty

Non-Div I Games: Lynchburg

84 50

P. R. -Mayaguez

74 60

Cincinnati Chris88 54

Liberty

Loss, Non-Conf, S Site, H Home A Away N Neutral

Average RPI Win:	264	WON-LOST	WINNING	LAST 10	STRENGTH OF	OPP. STRENGTH	TEAM	CONF.
Average RPI Loss:	152	RECORD	PCT. RANK	GAMES	SCHEDULE	OF SCHEDULE	RPI	RPI

DIV. I ONLY	21- 11	61	7- 3	289	305	140	27
DIV. I NON-CONF.	7- 6	141	2- 1	317	260	234	30

TOTALS	RPI 1-50	RPI 51-100	W-L RECORDS	RPI 101-200	RPI 201+
21- 11	0- 2	0- 1	OVERALL	3- 4	18- 4
11- 1	0- 0	0- 0	HOME	2- 0	9- 1
6- 9	0- 2	0- 1	AWAY	0- 3	6- 3
4- 1	0- 0	0- 0	NEUTRAL	1- 1	3- 0
7- 6	0- 2	0- 1	NON-CONFERENCE	0- 1	7- 2
4- 0	0- 0	0- 0	HOME	0- 0	4- 0
1- 6	0- 2	0- 1	AWAY	0- 1	1- 2
2- 0	0- 0	0- 0	NEUTRAL	0- 0	2- 0
14- 5	0- 0	0- 0	CONFERENCE	3- 3	11- 2
7- 1	0- 0	0- 0	HOME	2- 0	5- 1
5- 3	0- 0	0- 0	AWAY	0- 2	5- 1
2- 1	0- 0	0- 0	NEUTRAL	1- 1	1- 0

RPI S	Opponent	Score
8 A	Tennessee	58 69
29 A	Kentucky	49 67

RPI S	Opponent	Score
77 A	UTEP	66 85

RPI S	Opponent	Score
112 A	Auburn	54 69
115 A	Belmont	65 81
115 H	Belmont	97 85
115 N	Belmont	69 74
159 A	Gardner-Webb	66 71
159 H	Gardner-Webb	70 58
159 N	Gardner-Webb	70 51

RPI S	Opponent	Score
211 A	Fla. Atlantic	66 50
211 H	Fla. Atlantic	88 71
226 A	East Tenn. St.	63 54
226 H	East Tenn. St.	76 56
247 A	Jackson St.	64 73
247 H	Jackson St.	75 62
250 A	Kennesaw St.	66 67
250 H	Kennesaw St.	77 48
267 A	Stetson	67 85
267 H	Stetson	57 52
293 A	Campbell	82 70
293 H	Campbell	91 95
294 N	Nicholls St.	73 71
306 A	Mercer	83 66
306 H	Mercer	83 66
306 N	Mercer	78 62
316 H	Liberty	78 62
328 N	Northern Colo.	72 60
331 A	Jacksonville	75 67
331 H	Jacksonville	101 78
332 A	North Fla.	75 67
332 H	North Fla.	75 65

LAST 10 Division I GAMES:

77 A	UTEP	66 85	226 H	East Tenn. St.	76 56
115 N	Belmont	69 74	159 A	Gardner-Webb	66 71
159 N	Gardner-Webb	70 51	293 A	Campbell	82 70
306 N	Mercer	78 62	331 H	Jacksonville	101 78
250 H	Kennesaw St.	77 48	332 H	North Fla.	75 65

Non-Div I Games:

Lipscomb

 Loss,
 Non-Conf, S Site,
 Home
 Away
 N Neutral

Average RPI Win:

241

WON-LOST

WINNING

LAST 10

STRENGTH OF

OPP. STRENGTH

TEAM

CONF.

Average RPI Loss:

161

RECORD

PCT. RANK

GAMES

SCHEDULE

OF SCHEDULE

RPI

RPI

DIV. I ONLY

17- 12

106

8- 2

231

262

154

23

DIV. I NON-CONF.

6- 6

151

2- 0

307

170

231

27

TOTALS

RPI 1-50

RPI 51-100

W-L RECORDS

RPI 101-200

RPI 201+

17- 12

0- 0

1- 5

OVERALL

3- 2

13- 5

8- 4

0- 0

0- 1

HOME

1- 1

7- 2

7- 7

0- 0

1- 3

AWAY

1- 1

5- 3

2- 1

0- 0

0- 1

NEUTRAL

1- 0

1- 0

6- 6

0- 0

1- 2

NON-CONFERENCE

1- 1

4- 3

4- 1

0- 0

0- 0

HOME

1- 0

3- 1

2- 5

0- 0

1- 2

AWAY

0- 1

1- 2

0- 0

0- 0

0- 0

NEUTRAL

0- 0

0- 0

11- 6

0- 0

0- 3

CONFERENCE

2- 1

9- 2

4- 3

0- 0

0- 1

HOME

0- 1

4- 1

5- 2

0- 0

0- 1

AWAY

1- 0

4- 1

2- 1

0- 0

0- 1

NEUTRAL

1- 0

1- 0

RPI 1-50

RPI 51-100

RPI 101-200

Team's RPI: 154




RPI 201+



RPI S Opponent Score




RPI S Opponent Score




RPI S Opponent Score


RPI S Opponent Score




56   Cali forni a 69  88



75   Manhattan 108 94




87   Paci fi c 78  87



87   Paci fi c 72  78




87 N Paci fi c 70  78

93   UNLV 73  108



150   Loyol a Marymount 93 85




156   Sacramento St. 94  106




166   UC Irvi ne 93 73



166   UC Irvi ne 67  73



166 N UC Irvi ne 75 73

207   Cornell I 79 65




219   UC Santa Barb. 74  77




219   UC Santa Barb. 78  81




232   Cal St. Fullerton 97 96



232   Cal St. Fullerton 88 79



232 N Cal St. Fullerton 94 91



239   Portl and 95  99



249   Pepperdi ne 86  92



271   San Jose St. 56  69



278   Cal Pol y 79 66



278   Cal Pol y 69 66



283   Cal St. Northrid ge 101 80



283   Cal St. Northrid ge 84 73

296   UC Davi s 96 92


296   UC Davi s 77 48

297   UMBC 81 70

312   UC Ri versi de 82 70



312   UC Ri versi de 82 76



LAST 10 Div sion I GAMES:



87 N Paci fi c 70  78



166 N UC Irvi ne 75 73



232 N Cal St. Fullerton 94 91




166   UC Irvi ne 93 73



312   UC Ri versi de 82 76

296   UC Davi s 96 92

75   Manhattan 108 94

232   Cal St. Fullerton 88 79

219   UC Santa Barb. 78  81

278   Cal Pol y 69 66

Long Beach St.

Long Beach St.

Non-Div I Games: San Fran. St. 108 51

Long Beach St.

Average RPI Win: 251		WON-LOST	WINNING	LAST 10	STRENGTH OF	OPP. STRENGTH	TEAM	CONF.
Average RPI Loss: 212		RECORD	PCT. RANK	GAMES	SCHEDULE	OF SCHEDULE	RPI	RPI
DIV. I ONLY	11- 16	231	6- 4	297	304	274	26	
DIV. I NON-CONF.	2- 6	268	0- 0	316	323	319	26	
TOTALS	RPI 1-50	RPI 51-100	W-L RECORDS	RPI 101-200	RPI 201+			
11- 16	0- 0	0- 0	OVERALL	1- 6	10- 10			
7- 4	0- 0	0- 0	HOME	1- 2	6- 2			
4- 10	0- 0	0- 0	AWAY	0- 4	4- 6			
0- 2	0- 0	0- 0	NEUTRAL	0- 0	0- 2			
2- 6	0- 0	0- 0	NON-CONFERENCE	0- 1	2- 5			
1- 1	0- 0	0- 0	HOME	0- 0	1- 1			
1- 3	0- 0	0- 0	AWAY	0- 1	1- 2			
0- 2	0- 0	0- 0	NEUTRAL	0- 0	0- 2			
9- 10	0- 0	0- 0	CONFERENCE	1- 5	8- 5			
6- 3	0- 0	0- 0	HOME	1- 2	5- 1			
3- 7	0- 0	0- 0	AWAY	0- 3	3- 4			
0- 0	0- 0	0- 0	NEUTRAL	0- 0	0- 0			
RPI S	RPI 1-50 Opponent Score	RPI S	RPI 51-100 Opponent Score	RPI S	RPI 101-200 Opponent Score	RPI S	RPI 201+ Opponent Score	Team's RPI: 274
				118 A Penn St.	64 80	210 A Harvard	79 91	
				135 A Monmouth	63 74	214 A Robert Morris	66 70	
				135 H Monmouth	78 72	214 H Robert Morris	74 69	
				141 A Fairleigh Dickinson	65 78	229 A Wagner	75 60	
				141 H Fairleigh Dickinson	74 96	229 H Wagner	75 65	
				163 A Central Conn. St.	58 81	230 A Mt. St. Mary's	61 62	
				163 H Central Conn. St.	74 83	230 H Mt. St. Mary's	57 73	
						243 N Rider	59 63	
						248 A New Hampshire	59 56	
						260 A Quinnipiac	69 82	
						261 A Sacred Heart	80 65	
						261 H Sacred Heart	63 60	
						268 H Hartford	85 80	
						269 A Southern Methodist	62 74	
						270 A St. Francis (N.Y.)	67 70	
						270 H St. Francis (N.Y.)	67 64	
						289 H Columbia	63 80	
						314 N Longwood	69 86	
						323 A St. Francis (Pa.)	73 70	
						323 H St. Francis (Pa.)	72 60	
				LAST 10 Division I GAMES:				
				135 A Monmouth	63 74	214 H Robert Morris	74 69	
				270 H St. Francis (N.Y.)	67 64	230 A Mt. St. Mary's	61 62	
				229 A Wagner	75 60	135 H Monmouth	78 72	
				163 A Central Conn. St.	58 81	141 H Fairleigh Dickinson	74 96	
				323 H St. Francis (Pa.)	72 60	261 A Sacred Heart	80 65	

Long Island

Non-Div I Games: CCNY

80 39

Long Island

■ Loss,
 ■ Non-Conf,
 ■ S Site,
 ■ H Home
 ■ A Away
 N Neutral

Average RPI Win: 298

Average RPI Loss: 191

WON-LOST
RECORDWINNING
PCT. RANKLAST 10
GAMESSTRENGTH OF
SCHEDULEOPP. STRENGTH
OF SCHEDULETEAM
RPICONF.
RPI

DIV. I ONLY

8- 20

286

5- 4

318

299

314

32

DIV. I NON-CONF.

6- 16

261

3- 2

265

293

292

32

TOTALS

RPI 1-50

RPI 51-100

W-L RECORDS

RPI 101-200

RPI 201+

8- 20

0- 1

0- 3

OVERALL

0- 8

8- 8

6- 4

0- 0

0- 0

HOME

0- 2

6- 2

1- 13

0- 0

0- 2

AWAY

0- 5

1- 6

1- 3

0- 1

0- 1

NEUTRAL

0- 1

1- 0

6- 16

0- 1

0- 3

NON-CONFERENCE

0- 7

6- 5

4- 3

0- 0

0- 0

HOME

0- 2

4- 1

1- 10

0- 0

0- 2

AWAY

0- 4

1- 4

1- 3

0- 1

0- 1

NEUTRAL

0- 1

1- 0

2- 4

0- 0

0- 0

CONFERENCE

0- 1

2- 3

2- 1

0- 0

0- 0

HOME

0- 0

2- 1

0- 3

0- 0

0- 0

AWAY

0- 1

0- 2

0- 0

0- 0

0- 0

NEUTRAL

0- 0

0- 0

RPI 1-50

RPI 51-100

RPI 101-200

RPI 201+

Team's RPI: 314

RPI	S	Opponent	Score
2	N	Villanova	77 90

RPI	S	Opponent	Score
74	N	Louisiana Tech	73 83
80	A	Va. Commonwealth	80 91
86	A	Virginia	56 91

RPI	S	Opponent	Score
101	A	Nebraska	65 80
113	A	Kansas St.	60 89
164	H	High Point	72 88
182	A	Valparaiso	73 105
182	H	Valparaiso	79 82
189	A	Col. of Charleston	53 77
197	N	Yale	67 70
200	A	Tex. A&M-Corp. Chris	64 92

RPI	S	Opponent	Score
205	A	Richmond	60 74
263	H	William & Mary	75 88
265	A	UMKC	69 79
268	H	Hartford	93 90
274	N	Long Island	86 69
280	H	Utah Valley St.	63 73
284	A	Hampton	69 66
291	A	IPFW	90 92
291	H	IPFW	60 59
295	H	James Madison	77 73
299	A	Navy	65 71
316	A	Liberty	66 75
316	H	Liberty	88 75
324	H	N.C. A&T	83 77
333	A	Savannah St.	69 70
333	H	Savannah St.	82 71

LAST 10 Division I GAMES:

280	H	Utah Valley St.	63 73
333	H	Savannah St.	82 71
284	A	Hampton	69 66
295	H	James Madison	77 73
86	A	Virginia	56 91

316	A	Liberty	66 75
200	A	Tex. A&M-Corp. Chris	64 92
324	H	N.C. A&T	83 77
291	H	IPFW	60 59

Non-Div I Games: Shenandoah

87 68

Virginia-Wisconsin

93 49

Longwood

Loss,
 Non-Conf,
 S Site,
 H Home
A Away
N Neutral

268	H	Hartford	93	90
-----	---	----------	----	----

L
o
n
g
w
o
o
d

L
o
n
g
w
o
o
d

Average RPI Win:		183	WON-LOST RECORD		WINNING PCT. RANK	LAST 10 GAMES	STRENGTH OF SCHEDULE	OPP. STRENGTH OF SCHEDULE	TEAM RPI	CONF. RPI	
DIV. I ONLY		19- 13	101		6- 4	97	94	74	10		
DIV. I NON-CONF.		7- 7	151		1- 1	91	79	116	7		
<hr/>											
TOTALS		RPI 1-50	RPI 51-100		W-L RECORDS		RPI 101-200		RPI 201+		
19- 13		1- 5	1- 5		OVERALL		11- 3		6- 0		
9- 2		0- 1	1- 1		HOME		6- 0		2- 0		
7- 9		1- 4	0- 3		AWAY		4- 2		2- 0		
3- 2		0- 0	0- 1		NEUTRAL		1- 1		2- 0		
7- 7		1- 3	0- 1		NON-CONFERENCE		4- 3		2- 0		
3- 0		0- 0	0- 0		HOME		3- 0		0- 0		
2- 6		1- 3	0- 1		AWAY		1- 2		0- 0		
2- 1		0- 0	0- 0		NEUTRAL		0- 1		2- 0		
12- 6		0- 2	1- 4		CONFERENCE		7- 0		4- 0		
6- 2		0- 1	1- 1		HOME		3- 0		2- 0		
5- 3		0- 1	0- 2		AWAY		3- 0		2- 0		
1- 1		0- 0	0- 1		NEUTRAL		1- 0		0- 0		
<hr/>											
RPI 1-50		RPI 51-100		Team's RPI: 74		RPI 101-200		RPI 201+			
RPI S	Opponent	Score	RPI S	Opponent	Score	RPI S	Opponent	Score	RPI S	Opponent	Score
3	A Memphi s	58 76	54	A Utah St.	55 64	101	A Nebraska	56 59	255	N New Orleans	76 64
27	A Nevada	49 50	54	H Utah St.	62 63	105	A Hawai i	51 48	271	A San Jose St.	75 55
27	H Nevada	53 65	54	N Utah St.	64 68	105	H Hawai i	65 62	271	H San Jose St.	74 63
37	A Southern Ill.	54 51	79	A Cl emson	53 69	129	A Fresno St.	68 66	302	A Idaho	66 61
39	A Wi sconsi n	52 78	98	A New Mexico St.	60 64	129	H Fresno St.	73 54	302	H Idaho	74 49
50	A Al abama	63 73	98	H New Mexico St.	66 61	130	A Southern U.	47 63	314	N Longwood	83 73
<hr/>											
LAST 10 Div						si on I GAMES:					
79		A Cl emson	53 69	98		A New Mexico St.	60 64				
54		N Utah St.	64 68	37		A Southern Ill.	54 51				
180		N Boi se St.	75 64	271		H San Jose St.	74 63				
105		A Hawai i	51 48	27		A Nevada	49 50				
302		H Idaho	74 49	180		H Boi se St.	81 71				

Non-Div I Games: Tougaloo 92 58

Louisiana Tech

Loss, Non-Conf, S Site, H Home A Away N Neutral

Louisiana Tech

Louisiana Tech

Average RPI Win: 147		WON-LOST	WINNING	LAST 10	STRENGTH OF	OPP. STRENGTH	TEAM	CONF.
Average RPI Loss: 31		RECORD	PCT. RANK	GAMES	SCHEDULE	OF SCHEDULE	RPI	RPI
DIV. I ONLY	21- 13	87	5- 5	39	36	64	3	
DIV. I NON-CONF.	15- 2	8	3- 1	137	140	29	2	
TOTALS	RPI 1-50	RPI 51-100	W-L RECORDS	RPI 101-200	RPI 201+			
21- 13	3- 11	5- 1	OVERALL	6- 1	7- 0			
19- 3	3- 3	4- 0	HOME	5- 0	7- 0			
1- 8	0- 6	0- 1	AWAY	1- 1	0- 0			
1- 2	0- 2	1- 0	NEUTRAL	0- 0	0- 0			
15- 2	1- 2	3- 0	NON-CONFERENCE	5- 0	6- 0			
14- 0	1- 0	2- 0	HOME	5- 0	6- 0			
0- 1	0- 1	0- 0	AWAY	0- 0	0- 0			
1- 1	0- 1	1- 0	NEUTRAL	0- 0	0- 0			
6- 11	2- 9	2- 1	CONFERENCE	1- 1	1- 0			
5- 3	2- 3	2- 0	HOME	0- 0	1- 0			
1- 7	0- 5	0- 1	AWAY	1- 1	0- 0			
0- 1	0- 1	0- 0	NEUTRAL	0- 0	0- 0			
RPI S Opponent	Score	RPI S Opponent	Score	RPI S Opponent	Score	RPI S Opponent	Score	
2 A Villanova	73 79	66 H Akron	111 85	106 A Providence	72 67	205 H Richmond	53 45	
2 H Villanova	67 76	72 N Miami (Fla.)	58 43	114 H Delaware St.	71 54	224 H Tenn.-Martin	78 61	
4 A Connecticut	80 84	76 A Rutgers	56 65	117 H Middle Tenn.	76 68	225 H Chicago St.	78 54	
4 H Connecticut	58 71	79 H Clemson	74 68	138 A St. John's (N.Y.)	56 68	231 H Arkansas St.	67 55	
13 H Pittsburgh	57 61	90 H Notre Dame	89 86	141 H Fairleigh Dickinson	89 66	237 H South Fla.	57 54	
13 N Pittsburgh	56 61	91 H DePaul	65 53	171 H Detroit	56 48	296 H UC Davis	81 58	
18 A Syracuse	66 79			189 H Col. of Charleston	78 63	334 H Prairie View	90 65	
22 H Missouri St.	74 56							
28 A West Virginia	64 68							
29 A Kentucky	61 73							
36 N South Carolina	63 78							
40 H Marquette	67 60							
43 A Cincinnati	68 74							
43 H Cincinnati	67 50							
LAST 10 Division I GAMES:								
36 N South Carolina	63 78	4 A Connecticut	80 84					
22 H Missouri St.	74 56	40 H Marquette	67 60					
79 H Clemson	74 68	28 A West Virginia	64 68					
114 H Delaware St.	71 54	91 H DePaul	65 53					
13 N Pittsburgh	56 61	18 A Syracuse	66 79					

Non-Div I Games:

Louisville

Loss, Non-Conf, S Site, H Home A Away N Neutral

Louisville

Louisville

Average RPI Win: 198

Average RPI Loss: 129

WON-LOST
RECORDWINNING
PCT. RANKLAST 10
GAMESSTRENGTH OF
SCHEDULEOPP. STRENGTH
OF SCHEDULETEAM
RPICONF.
RPI

DIV. I ONLY

17- 11

92

7- 3

232

155

137

15

DIV. I NON-CONF.

7- 2

35

1- 0

247

157

90

15

TOTALS

RPI 1-50

RPI 51-100

W-L RECORDS

RPI 101-200

RPI 201+

17- 11

1- 4

1- 1

OVERALL

8- 5

7- 1

11- 3

1- 1

1- 0

HOME

5- 1

4- 1

5- 8

0- 3

0- 1

AWAY

2- 4

3- 0

1- 0

0- 0

0- 0

NEUTRAL

1- 0

0- 0

7- 2

1- 1

0- 0

NON-CONFERENCE

3- 1

3- 0

5- 0

1- 0

0- 0

HOME

2- 0

2- 0

2- 2

0- 1

0- 0

AWAY

1- 1

1- 0

0- 0

0- 0

0- 0

NEUTRAL

0- 0

0- 0

10- 9

0- 3

1- 1

CONFERENCE

5- 4

4- 1

6- 3

0- 1

1- 0

HOME

3- 1

2- 1

3- 6

0- 2

0- 1

AWAY

1- 3

2- 0

1- 0

0- 0

0- 0

NEUTRAL

1- 0

0- 0

RPI 1-50

RPI 51-100

RPI 101-200

Team's RPI: 137

RPI 201+

RPI	S	Opponent	Score
25	H	Bradley	86 72
35	A	UNI	56 72
47	A	Wis. -Milwaukee	75 78
47	A	Wis. -Milwaukee	66 80
47	H	Wis. -Milwaukee	57 68

RPI	S	Opponent	Score
78	A	Butler	50 62
78	H	Butler	74 64

RPI	S	Opponent	Score
134	A	Ill. -Chicago	71 68
134	H	Ill. -Chicago	75 61
139	A	San Diego	57 90
166	A	UC Irvine	74 72
171	A	Detroit	67 73
171	H	Detroit	68 63
171	N	Detroit	64 55
178	A	Wright St.	63 77
178	H	Wright St.	76 63
179	H	Purdue	80 65
186	A	Wis. -Green Bay	59 69
186	H	Wis. -Green Bay	66 72
192	H	Evansville	99 86

RPI	S	Opponent	Score
228	H	Fairfield	73 70
245	A	Cleveland St.	77 60
245	H	Cleveland St.	81 75
291	A	IPFW	69 61
303	A	Youngstown St.	87 84
303	H	Youngstown St.	76 84
303	H	Youngstown St.	76 61
318	H	Western Ill.	73 63

LAST 10 Division I GAMES:

47	A	Wis. -Milwaukee	66 80	228	H	Fairfield	73 70
171	N	Detroit	64 55	78	A	Butler	50 62
303	H	Youngstown St.	76 61	134	A	Ill. -Chicago	71 68
303	A	Youngstown St.	87 84	186	A	Wis. -Green Bay	59 69
178	H	Wright St.	76 63	245	H	Cleveland St.	81 75

Non-Div I Games: Lake Forest

87 72

Luther

70 55

Loyola (Ill.)

Loss, Non-Conf, S Site, H Home A Away N Neutral

Average RPI Win: 220
Average RPI Loss: 124

WON-LOST
RECORD

WINNING
PCT. RANK

LAST 10
GAMES

STRENGTH OF
SCHEDULE

OPP. STRENGTH
OF SCHEDULE

TEAM
RPI

CONF.
RPI

DIV. I ONLY

15- 13

132

4- 6

255

157

169

13

DIV. I NON-CONF.

7- 2

35

1- 0

309

227

130

14

TOTALS

RPI 1-50

RPI 51-100

W-L RECORDS

RPI 101-200

RPI 201+

15- 13

0- 0

0- 5

OVERALL

3- 5

11- 2

8- 4

0- 0

0- 2

HOME

3- 1

4- 1

7- 8

0- 0

0- 3

AWAY

0- 4

7- 0

0- 1

0- 0

0- 0

NEUTRAL

0- 0

0- 1

7- 2

0- 0

0- 1

NON-CONFERENCE

1- 1

6- 0

3- 0

0- 0

0- 0

HOME

1- 0

2- 0

4- 2

0- 0

0- 1

AWAY

0- 1

4- 0

0- 0

0- 0

0- 0

NEUTRAL

0- 0

0- 0

8- 11

0- 0

0- 4

CONFERENCE

2- 4

5- 2

5- 4

0- 0

0- 2

HOME

2- 1

2- 1

3- 6

0- 0

0- 2

AWAY

0- 3

3- 0

0- 1

0- 0

0- 0

NEUTRAL

0- 0

0- 1

RPI 1-50

RPI 51-100

RPI 101-200

Team's RPI: 169











RPI 201+














RPI S Opponent Score


















RPI S Opponent Score

RPI S Opponent Score
















RPI S Opponent Score

63  Iona 68  86
63  Iona 85  101
75  Manhattan 68  86
75  Manhattan 73  85
86  Virginia 59  98

102  Mari st 78  86
102  Mari st 78 75
106  Provi dence 81  94
121  Si ena 69  85
121  Si ena 83  89
122  St. Peter's 74  76
122  St. Peter's 89 69
164  High Poi nt 77 71

201  Ni agara 72  75
201  Ni agara 82 70
203  Ameri can 68 60
216  Towson 80 67
228  Fai rfi el d 90 85
228  Fai rfi el d 72  80
230  Mt. St. Mary' s 76 71
236  Del aware 99 86
243  Ri der 69 66
243  Ri der 78 76
252  Cani si us 95 80
252  Cani si us 59 54
252 N Cani si us 72  74
297  UMBC 71 64
317  VMI 87 79

LAST 10 Division I GAMES:

252 N Cani si us 72  74
252  Cani si us 59 54
243  Ri der 69 66
164  High Poi nt 77 71
121  Si ena 69  85
122  St. Peter's 89 69
63  Iona 85  101
75  Manhattan 68  86
121  Si ena 83  89
102  Mari st 78  86

Average RPI Win: 182

Average RPI Loss: 111

WON-LOST
RECORDWINNING
PCT. RANKLAST 10
GAMESSTRENGTH OF
SCHEDULEOPP. STRENGTH
OF SCHEDULETEAM
RPICONF.
RPI

DIV. I ONLY

12- 18

236

4- 6

71

130

150

12

DIV. I NON-CONF.

3- 11

283

0- 0

55

166

211

10

TOTALS

RPI 1-50

RPI 51-100

W-L RECORDS

RPI 101-200

RPI 201+

12- 18

0- 4

1- 5

OVERALL

7- 6

4- 3

7- 5

0- 1

0- 2

HOME

4- 1

3- 1

4- 11

0- 3

1- 3

AWAY

2- 4

1- 1

1- 2

0- 0

0- 0

NEUTRAL

1- 1

0- 1

3- 11

0- 1

1- 5

NON-CONFERENCE

0- 4

2- 1

2- 3

0- 0

0- 2

HOME

0- 1

2- 0

1- 6

0- 1

1- 3

AWAY

0- 2

0- 0

0- 2

0- 0

0- 0

NEUTRAL

0- 1

0- 1

9- 7

0- 3

0- 0

CONFERENCE

7- 2

2- 2

5- 2

0- 1

0- 0

HOME

4- 0

1- 1

3- 5

0- 2

0- 0

AWAY

2- 2

1- 1

1- 0

0- 0

0- 0

NEUTRAL

1- 0

0- 0

RPI 1-50

RPI	S	Opponent	Score
11	A	Gonzaga	80 92
11	A	Gonzaga	67 68
11	H	Gonzaga	70 79
24	A	Washi ngton	65 112

RPI 51-100

RPI	S	Opponent	Score
57	A	Montana	61 79
57	H	Montana	75 81
61	A	San Diego St.	68 84
65	H	South Ala.	80 81
71	A	Brigham Young	83 71
93	A	UNLV	60 79

RPI 101-200 Team's RPI: 150

RPI	S	Opponent	Score
105	A	Hawai i	63 66
119	H	Southern	69 71
		Cal i forni a	
123	A	St. Mary' s (Cal .)	70 82
123	H	St. Mary' s (Cal .)	78 70
123	N	St. Mary' s (Cal .)	66 63
139	A	San Di ego	94 76
139	H	San Di ego	86 84
154	A	Long Beach St.	85 93
183	A	Santa Clara	70 81
183	H	Santa Clara	72 62
185	A	San Franci sco	74 63
185	H	San Franci sco	84 75
195	N	Western Mi ch.	61 62

RPI 201+

RPI	S	Opponent	Score
219	H	UC Santa Barb.	77 60
237	N	South Fla.	50 54
239	A	Portl and	84 68
239	H	Portl and	59 71
249	A	Pepperdi ne	62 70
249	H	Pepperdi ne	89 78
328	H	Northern Colo.	76 63

LAST 10 Div sion I GAMES:

11	A	Gonzaga	67 68	11	H	Gonzaga	70 79
123	N	St. Mary' s (Cal .)	66 63	249	H	Pepperdi ne	89 78
123	A	St. Mary' s (Cal .)	70 82	139	A	San Di ego	94 76
183	A	Santa Clara	70 81	185	A	San Franci sco	74 63
239	H	Portl and	59 71	249	A	Pepperdi ne	62 70

Non-Di v I Games:

Loyol a Marymount

Loss,
 Non-Conf, S Site,
 H Home
A Away
 N Neutral

Average RPI Win: 278
Average RPI Loss: 184

WON-LOST
RECORD

WINNING
PCT. RANK

LAST 10
GAMES

STRENGTH OF
SCHEDULE

OPP. STRENGTH
OF SCHEDULE

TEAM
RPI

CONF.
RPI

DIV. I ONLY	10- 16	246	5- 5	309	282	281	28
DIV. I NON-CONF.	3- 6	229	0- 0	292	283	287	24

TOTALS	RPI 1-50	RPI 51-100	W-L RECORDS	RPI 101-200	RPI 201+
10- 16	0- 1	0- 1	OVERALL	0- 7	10- 7
5- 4	0- 0	0- 0	HOME	0- 2	5- 2
3- 11	0- 1	0- 1	AWAY	0- 4	3- 5
2- 1	0- 0	0- 0	NEUTRAL	0- 1	2- 0
3- 6	0- 1	0- 1	NON-CONFERENCE	0- 2	3- 2
1- 0	0- 0	0- 0	HOME	0- 0	1- 0
0- 5	0- 1	0- 1	AWAY	0- 1	0- 2
2- 1	0- 0	0- 0	NEUTRAL	0- 1	2- 0
7- 10	0- 0	0- 0	CONFERENCE	0- 5	7- 5
4- 4	0- 0	0- 0	HOME	0- 2	4- 2
3- 6	0- 0	0- 0	AWAY	0- 3	3- 3
0- 0	0- 0	0- 0	NEUTRAL	0- 0	0- 0

RPI S Opponent Score
13 A Pittsburgh 49 62

RPI S Opponent Score
76 A Rutgers 56 91

RPI S Opponent Score
116 A Albany (N. Y.) 56 76
116 H Albany (N. Y.) 73 87
164 N High Point 67 70
168 A Chattanooga 75 90
188 A Binghamton 56 84
188 A Binghamton 62 71
188 H Binghamton 53 71

RPI S Opponent Score Team's RPI: 281
209 A Boston U. 53 51
209 H Boston U. 55 58
212 A Vermont 48 79
212 H Vermont 85 82
214 A Robert Morris 53 62
248 A New Hampshire 67 53
248 H New Hampshire 59 56
263 A William & Mary 55 89
268 A Hartford 72 76
268 H Hartford 62 69
297 A UMBC 62 83
297 H UMBC 69 66
306 N Mercer 72 64
310 A Stony Brook 87 75
310 H Stony Brook 62 56
311 N Dartmouth 64 55
329 H Morgan St. 74 38

LAST 10 Division I GAMES:

188 A Binghamton	62 71	116 H Albany (N. Y.)	73 87
310 A Stony Brook	87 75	188 A Binghamton	56 84
297 H UMBC	69 66	268 H Hartford	62 69
248 H New Hampshire	59 56	209 A Boston U.	53 51
212 A Vermont	48 79	310 H Stony Brook	62 56

Maine

Maine

Non-Div I Games: Me. -Fort Kent 86 36 Me. -Machias 80 56

Maine

Loss, Non-Conf, S Site, H Home A Away N Neutral

Average RPI Win:	165	WON-LOST	WINNING	LAST 10	STRENGTH OF	OPP. STRENGTH	TEAM	CONF.
Average RPI Loss:	125	RECORD	PCT. RANK	GAMES	SCHEDULE	OF SCHEDULE	RPI	RPI

DIV. I ONLY	20- 11	69	6- 4	110	127	75	13
DIV. I NON-CONF.	6- 6	151	2- 2	67	80	108	14

TOTALS	RPI 1-50	RPI 51-100	W-L RECORDS	RPI 101-200	RPI 201+
20- 11	0- 2	3- 2	OVERALL	9- 4	7- 2
11- 3	0- 1	1- 0	HOME	6- 1	4- 0
8- 7	0- 1	2- 2	AWAY	3- 2	2- 2
1- 1	0- 0	0- 0	NEUTRAL	0- 1	1- 0
6- 6	0- 2	1- 2	NON-CONFERENCE	2- 2	3- 0
3- 2	0- 1	0- 0	HOME	2- 1	1- 0
2- 4	0- 1	1- 2	AWAY	0- 1	1- 0
1- 0	0- 0	0- 0	NEUTRAL	0- 0	1- 0
14- 5	0- 0	2- 0	CONFERENCE	7- 2	4- 2
8- 1	0- 0	1- 0	HOME	4- 0	3- 0
6- 3	0- 0	1- 0	AWAY	3- 1	1- 2
0- 1	0- 0	0- 0	NEUTRAL	0- 1	0- 0

RPI 1-50				RPI 51-100				RPI 101-200				RPI 201+			
RPI	S	Opponent	Score	RPI	S	Opponent	Score	RPI	S	Opponent	Score	RPI	S	Opponent	Score
15	H	George Mason	66 72	52	A	Old Domini on	66 70	102	A	Mari st	68 77	201	A	Ni agara	82 81
18	A	Syracuse	82 87	60	A	Maryl and	87 84	102	H	Mari st	90 79	201	H	Ni agara	51 67
				62	A	Seton Hal l	52 66	121	A	Si ena	63 58	222	A	North Dakota St.	76 62
				63	A	I ona	87 68	121	H	Si ena	77 74	228	A	Fai rfi el d	74 69
				63	H	I ona	78 74	122	A	St. Peter' s	81 74	228	H	Fai rfi el d	78 77
								122	H	St. Peter' s	95 82	243	A	Ri der	56 75
								122	N	St. Peter' s	74 84	243	H	Ri der	87 81
								133	H	Fordham	81 68	252	A	Can i si us	75 86
								141	H	Fai rl ei gh Di cki nson	80 77	252	H	Can i si us	78 71
								152	A	Rhode Isl and	69 78	270	H	St. Franci s (N. Y.)	89 78
								154	H	Long Beach St.	94 108	276	N	South Dakota St.	73 70
								169	A	Loyol a (Md.)	85 73				
								169	H	Loyol a (Md.)	86 68				
LAST 10 Div sion I GAMES:															
				52	A	Old Domi ni on	66 70	228	H	Fai rfi el d	78 77				
				60	A	Maryl and	87 84	154	H	Long Beach St.	94 108				
				141	H	Fai rl ei gh Di cki nson	80 77	201	A	Ni agara	82 81				
				122	N	St. Peter' s	74 84	252	A	Can i si us	75 86				
				63	H	I ona	78 74	122	A	St. Peter' s	81 74				

Non-Div I Games:

Manhattan

■ Loss,
 ■ Non-Conf, S Site,
 ■ Home
 ■ Away
 N Neutral

Average RPI Win: 198
Average RPI Loss: 116

WON-LOST
RECORD

WINNING
PCT. RANK

LAST 10
GAMES

STRENGTH OF
SCHEDULE

OPP. STRENGTH
OF SCHEDULE

TEAM
RPI

CONF.
RPI

DIV. I ONLY
DIV. I NON-CONF.

19- 10
6- 3

65
83

6- 4
0- 1

196
256

149
176

102
132

13
14

TOTALS

RPI 1-50

RPI 51-100

W-L RECORDS

RPI 101-200

RPI 201+

19- 10

0- 0

2- 6

OVERALL

5- 2

11- 1

8- 4

0- 0

1- 2

HOME

2- 1

4- 1

10- 5

0- 0

1- 3

AWAY

3- 1

6- 0

1- 1

0- 0

0- 1

NEUTRAL

0- 0

1- 0

6- 3

0- 0

0- 3

NON-CONFERENCE

1- 0

5- 0

2- 1

0- 0

0- 1

HOME

0- 0

2- 0

4- 2

0- 0

0- 2

AWAY

1- 0

3- 0

0- 0

0- 0

0- 0

NEUTRAL

0- 0

0- 0

13- 7

0- 0

2- 3

CONFERENCE

4- 2

6- 1

6- 3

0- 0

1- 1

HOME

2- 1

2- 1

6- 3

0- 0

1- 1

AWAY

2- 1

3- 0

1- 1

0- 0

0- 1

NEUTRAL

0- 0

1- 0

RPI S Opponent Score

RPI S Opponent Score

RPI S Opponent Score

RPI S Opponent Score

52 A Old Domi ni on 71 84
62 A Seton Hal l 72 75
63 A Iona 87 81
63 H Iona 76 79
63 N Iona 84 100
75 A Manhattan 79 90
75 H Manhattan 77 68
96 H Ohi o 63 69

121 A Si ena 85 77
121 H Si ena 82 75
122 A St. Peter' s 71 63
122 H St. Peter' s 74 75
138 A St. John' s (N. Y.) 56 53
169 A Loyol a (Md.) 75 78
169 H Loyol a (Md.) 86 78

201 A Ni agara 82 88
201 H Ni agara 89 71
211 A Fla. Atlanti c 84 75
228 A Fai rfi el d 67 61
228 H Fai rfi el d 91 72
236 H Del aware 64 48
243 A Ri der 89 66
243 H Ri der 73 62
252 A Cani si us 74 71
252 H Cani si us 67 76
252 N Cani si us 68 62
262 A Lafayette 92 84
290 H St. Bonaventure 69 51
316 A Li berty 83 69

LAST 10 Div si on I GAMES:

63 N Iona 84 100
252 N Cani si us 68 62
228 A Fai rfi el d 67 61
201 H Ni agara 89 71
52 A Ol d Domi ni on 71 84

252 A Cani si us 74 71
201 A Ni agara 82 88
243 H Ri der 73 62
63 A Iona 87 81
122 H St. Peter' s 74 75

Non-Di v I Games:

Marist

Loss, Non-Conf, S Site, H Home A Away N Neutral

Average RPI Win: 120

Average RPI Loss: 47

WON-LOST
RECORDWINNING
PCT. RANKLAST 10
GAMESSTRENGTH OF
SCHEDULEOPP. STRENGTH
OF SCHEDULETEAM
RPICONF.
RPI

DIV. I ONLY

19- 11

75

5- 5

25

25

40

3

DIV. I NON-CONF.

9- 4

76

0- 1

113

86

72

2

TOTALS

RPI 1-50

RPI 51-100

W-L RECORDS

RPI 101-200

RPI 201+

19- 11

4- 7

5- 3

OVERALL

7- 1

3- 0

13- 2

3- 1

2- 1

HOME

5- 0

3- 0

3- 7

0- 4

3- 2

AWAY

0- 1

0- 0

3- 2

1- 2

0- 0

NEUTRAL

2- 0

0- 0

9- 4

1- 2

0- 1

NON-CONFERENCE

5- 1

3- 0

6- 1

0- 0

0- 1

HOME

3- 0

3- 0

0- 2

0- 1

0- 0

AWAY

0- 1

0- 0

3- 1

1- 1

0- 0

NEUTRAL

2- 0

0- 0

10- 7

3- 5

5- 2

CONFERENCE

2- 0

0- 0

7- 1

3- 1

2- 0

HOME

2- 0

0- 0

3- 5

0- 3

3- 2

AWAY

0- 0

0- 0

0- 1

0- 1

0- 0

NEUTRAL

0- 0

0- 0

RPI 1-50

Team's RPI: 40

RPI 51-100

RPI 101-200

RPI 201+

RPI S Opponent

Score

RPI S Opponent

Score

RPI S Opponent

Score

RPI S Opponent

Score

2	A	Villanova	67	72
4	H	Connecticut	94	79
13	A	Pittsburgh	71	77
13	H	Pittsburgh	84	82
26	H	Georgetown	57	51
26	N	Georgetown	59	62
28	A	West Virginia	85	104
36	N	South Carolina	92	89
39	A	Wisconsin	63	77
43	H	Cincinnati	66	70
50	N	Alabama	85	90

62	A	Seton Hall	67	63
64	A	Louisville	60	67
73	H	Winthrop	64	71
76	A	Rutgers	84	91
90	A	Notre Dame	80	72
90	H	Notre Dame	67	65
91	A	DePaul	82	79
91	H	DePaul	62	47

101	A	Nebraska	74	84
106	H	Providence	88	78
114	H	Delaware St.	60	48
127	N	Oral Roberts	73	70
138	H	St. John's (N.Y.)	81	61
144	N	Eastern Wash.	83	73
182	H	Valparaiso	69	54
185	H	San Francisco	61	48

221	H	Rice	82	65
276	H	South Dakota St.	87	52
285	H	Oakland	90	69

LAST 10 Division I GAMES:

50	N	Alabama	85	90
26	N	Georgetown	59	62
106	H	Providence	88	78
64	A	Louisville	60	67
90	A	Notre Dame	80	72
13	H	Pittsburgh	84	82
26	H	Georgetown	57	51
76	A	Rutgers	84	91
2	A	Villanova	67	72
138	H	St. John's (N.Y.)	81	61

Non-Div I Games: Lewis

88 40

Marquette

Loss, Non-Conf, S Site, H Home A Away N Neutral

Average RPI Win: 229		WON-LOST	WINNING	LAST 10	STRENGTH OF	OPP. STRENGTH	TEAM	CONF.
Average RPI Loss: 151		RECORD	PCT. RANK	GAMES	SCHEDULE	OF SCHEDULE	RPI	RPI
DIV. I ONLY	12- 16	215	4- 6	217	182	233	14	
DIV. I NON-CONF.	7- 6	141	0- 0	255	290	175	13	
TOTALS	RPI 1-50	RPI 51-100	W-L RECORDS	RPI 101-200	RPI 201+			
12- 16	1- 5	0- 1	OVERALL	3- 2	8- 8			
7- 6	0- 3	0- 1	HOME	2- 0	5- 2			
3- 8	0- 2	0- 0	AWAY	1- 2	2- 4			
2- 2	1- 0	0- 0	NEUTRAL	0- 0	1- 2			
7- 6	1- 1	0- 0	NON-CONFERENCE	1- 2	5- 3			
4- 2	0- 1	0- 0	HOME	1- 0	3- 1			
1- 3	0- 0	0- 0	AWAY	0- 2	1- 1			
2- 1	1- 0	0- 0	NEUTRAL	0- 0	1- 1			
5- 10	0- 4	0- 1	CONFERENCE	2- 0	3- 5			
3- 4	0- 2	0- 1	HOME	1- 0	2- 1			
2- 5	0- 2	0- 0	AWAY	1- 0	1- 3			
0- 1	0- 0	0- 0	NEUTRAL	0- 0	0- 1			
RPI S Opponent	RPI 1-50 Score	RPI S Opponent	Score	RPI S Opponent	Score	RPI S Opponent	Team's RPI: 233 Score	
3 H Memphis	81 91	77 H UTEP	51 53	148 A Virginia Tech	54 71	206 A Tul sa	57 66	
28 N West Virginia	58 52			190 A UCF	73 69	217 A Tul ane	36 61	
33 H George Washington	73 79			190 H UCF	73 61	217 N Tul ane	58 64	
41 A UAB	61 82			192 A Evansville	81 91	218 N South Carolina St.	66 71	
41 H UAB	64 76			192 H Evansville	70 67	221 H Ri ce	75 78	
49 A Houston	56 69					226 A East Tenn. St.	63 91	
						227 H Charleston So.	82 53	
						234 A Appal achi an St.	64 60	
						234 H Appal achi an St.	65 73	
						246 H Southern Mi ss.	62 57	
						250 N Kennesaw St.	77 74	
						269 A Southern Methodi st	75 72	
						300 A East Caro.	59 63	
						300 H East Caro.	72 66	
						303 H Youngstown St.	73 70	
						319 H Md. -East. Shore	66 56	
LAST 10 Division I GAMES:								
217 N Tul ane	58 64	269 A Southern Methodi st	75 72					
41 A UAB	61 82	3 H Memphis	81 91					
190 H UCF	73 61	221 H Ri ce	75 78					
246 H Southern Mi ss.	62 57	217 A Tul ane	36 61					
300 A East Caro.	59 63	300 H East Caro.	72 66					

Non-Div I Games:

Marshall

Marshall

Average RPI Win: 147

Average RPI Loss: 40

WON-LOST
RECORDWINNING
PCT. RANKLAST 10
GAMESSTRENGTH OF
SCHEDULEOPP. STRENGTH
OF SCHEDULETEAM
RPICONF.
RPI

DIV. I ONLY

18- 13

111

4- 6

17

67

60

4

DIV. I NON-CONF.

9- 4

76

0- 1

51

243

54

4

TOTALS

RPI 1-50

RPI 51-100

W-L RECORDS

RPI 101-200

RPI 201+

18- 13

2- 7

5- 6

OVERALL

7- 0

4- 0

14- 3

1- 2

4- 1

HOME

5- 0

4- 0

2- 7

0- 2

1- 5

AWAY

1- 0

0- 0

2- 3

1- 3

0- 0

NEUTRAL

1- 0

0- 0

9- 4

1- 2

1- 2

NON-CONFERENCE

3- 0

4- 0

8- 1

0- 0

1- 1

HOME

3- 0

4- 0

0- 1

0- 0

0- 1

AWAY

0- 0

0- 0

1- 2

1- 2

0- 0

NEUTRAL

0- 0

0- 0

9- 9

1- 5

4- 4

CONFERENCE

4- 0

0- 0

6- 2

1- 2

3- 0

HOME

2- 0

0- 0

2- 6

0- 2

1- 4

AWAY

1- 0

0- 0

1- 1

0- 1

0- 0

NEUTRAL

1- 0

0- 0

RPI 1-50

RPI 51-100

Team's RPI: 60

RPI 101-200

RPI 201+

RPI	S	Opponent	Score
1	A	Duke	52 76
1	H	Duke	88 96
11	N	Gonzaga	76 88
14	A	North Carolina	57 81
14	H	North Carolina	62 77
17	H	Boston College	73 71
17	N	Boston College	66 80
33	N	George Washington	70 78
45	N	Arkansas	75 62

RPI	S	Opponent	Score
51	A	North Carolina St.	58 62
70	A	Florida St.	60 71
72	A	Miami (Fla.)	70 84
72	H	Miami (Fla.)	65 61
75	H	Manhattan	84 87
79	A	Clemson	77 89
81	A	Temple	85 91
83	H	Minnesota	83 66
86	A	Virginia	71 70
86	H	Virginia	76 65
89	H	Wake Forest	90 86

RPI	S	Opponent	Score
114	H	Delaware St.	68 54
141	H	Fairleigh Dickinson	111 85
148	H	Virginia Tech	81 72
162	A	Georgia Tech	86 74
162	H	Georgia Tech	87 84
162	N	Georgia Tech	82 64
200	H	Texas A&M-Corp. Christi	99 73

RPI	S	Opponent	Score
203	H	American	81 55
264	H	Western Caro.	87 57
294	H	Nicholls St.	88 56
317	H	VMI	99 68

LAST 10 Division I GAMES:

75	H	Manhattan	84 87
17	N	Boston College	66 80
162	N	Georgia Tech	82 64
86	A	Virginia	71 70
72	H	Miami (Fla.)	65 61
14	A	North Carolina	57 81
70	A	Florida St.	60 71
162	H	Georgia Tech	87 84
79	A	Clemson	77 89
1	H	Duke	88 96

Non-Div I Games: Chaminade 98 69

Maryland

Loss, Non-Conf, S Site, H Home A Away N Neutral

Average RPI Win:		179	WON-LOST		WINNING	LAST 10	STRENGTH OF		OPP. STRENGTH	TEAM	CONF.	
Average RPI Loss:		88	RECORD		PCT. RANK	GAMES	SCHEDULE		OF SCHEDULE	RPI	RPI	
DIV. I ONLY		13- 15	184		4- 6		80		108		128	11
DIV. I NON-CONF.		5- 6	178		0- 1		71		137		127	8
<hr/>												
TOTALS		RPI 1-50	RPI 51-100		W-L RECORDS		RPI 101-200		RPI 201+			
13- 15		1- 4	2- 5		OVERALL		5- 5		5- 1			
10- 2		1- 0	2- 1		HOME		4- 1		3- 0			
2- 12		0- 3	0- 4		AWAY		0- 4		2- 1			
1- 1		0- 1	0- 0		NEUTRAL		1- 0		0- 0			
5- 6		0- 3	0- 2		NON-CONFERENCE		2- 1		3- 0			
4- 0		0- 0	0- 0		HOME		1- 0		3- 0			
0- 5		0- 2	0- 2		AWAY		0- 1		0- 0			
1- 1		0- 1	0- 0		NEUTRAL		1- 0		0- 0			
8- 9		1- 1	2- 3		CONFERENCE		3- 4		2- 1			
6- 2		1- 0	2- 1		HOME		3- 1		0- 0			
2- 7		0- 1	0- 2		AWAY		0- 3		2- 1			
0- 0		0- 0	0- 0		NEUTRAL		0- 0		0- 0			
<hr/>												
RPI 1-50		RPI 51-100		RPI 101-200		Team's RPI: 128		RPI 201+				
RPI S	Opponent	Score	RPI S	Opponent	Score	RPI S	Opponent	Score	RPI S	Opponent	Score	
4	A Connecticut	60 78	70	A Florida St.	63 73	103	A St. Louis	48 50	205	A Richmond	66 81	
17	A Boston College	62 91	81	A Temple	47 76	104	A La Salle	61 68	209	H Boston U.	64 45	
33	A George Washington	66 69	81	H Temple	60 34	104	H La Salle	44 65	268	H Hartford	67 62	
41	N UAB	77 86	82	A Xavier	66 75	121	H Siena	78 69	290	A St. Bonaventure	72 64	
48	H St. Joseph's	68 58	82	H Xavier	65 56	122	N St. Peter's	66 49	308	A Duquesne	82 63	
			92	A Davidson	63 66	133	H Fordham	74 61	333	H Savannah St.	93 57	
			99	H Charlotte	71 72	138	A St. John's (N.Y.)	49 51				
						152	A Rhode Island	55 58				
						152	H Rhode Island	63 61				
						184	H Dayton	66 47				
<hr/>												
LAST 10 Division I GAMES:												
82	A Xavier	66 75	290	A St. Bonaventure	72 64							
82	H Xavier	65 56	33	A George Washington	66 69							
205	A Richmond	66 81	70	A Florida St.	63 73							
184	H Dayton	66 47	104	H La Salle	44 65							
99	H Charlotte	71 72	152	H Rhode Island	63 61							

Non-Div I Games:

Massachusetts

Loss, Non-Conf, S Site, H Home A Away N Neutral

Average RPI Win:	227	WON-LOST	WINNING	LAST 10	STRENGTH OF	OPP. STRENGTH	TEAM	CONF.
Average RPI Loss:	162	RECORD	PCT. RANK	GAMES	SCHEDULE	OF SCHEDULE	RPI	RPI

DIV. I ONLY	11- 14	204	4- 6	257	196	199	22
DIV. I NON-CONF.	2- 6	268	0- 0	244	15	273	21

TOTALS	RPI 1-50	RPI 51-100	W-L RECORDS	RPI 101-200	RPI 201+
11- 14	0- 2	0- 2	OVERALL	5- 4	6- 6
6- 3	0- 0	0- 0	HOME	3- 1	3- 2
5- 11	0- 2	0- 2	AWAY	2- 3	3- 4
0- 0	0- 0	0- 0	NEUTRAL	0- 0	0- 0
2- 6	0- 2	0- 1	NON-CONFERENCE	0- 2	2- 1
1- 0	0- 0	0- 0	HOME	0- 0	1- 0
1- 6	0- 2	0- 1	AWAY	0- 2	1- 1
0- 0	0- 0	0- 0	NEUTRAL	0- 0	0- 0
9- 8	0- 0	0- 1	CONFERENCE	5- 2	4- 5
5- 3	0- 0	0- 0	HOME	3- 1	2- 2
4- 5	0- 0	0- 1	AWAY	2- 1	2- 3
0- 0	0- 0	0- 0	NEUTRAL	0- 0	0- 0

RPI S	RPI 1-50	Opponent	Score	RPI S	RPI 51-100	Opponent	Score	RPI S	RPI 101-200	Team's RPI	Score	RPI S	RPI 201+	Opponent	Score
7	A	LSU	70 90	59	A	Northwestern St.	79 97	111	A	Sam Houston St.	60 57	205	A	Richmond	50 58
49	A	Houston	67 78	74	A	Louisiana Tech	67 80	111	H	Sam Houston St.	76 64	240	A	Stephen F. Austin	57 64
								112	A	Auburn	76 91	240	A	Stephen F. Austin	70 72
								143	A	La.-Lafayette	77 89	240	H	Stephen F. Austin	76 82
								187	H	Southeastern La.	71 82	246	A	Southern Miss.	87 82
								191	A	Lamar	83 78	257	A	UTSA	75 100
								191	H	Lamar	76 72	257	H	UTSA	78 74
								196	A	Texas-Arlington	62 71	259	A	La.-Monroe	62 38
								196	H	Texas-Arlington	66 63	259	H	La.-Monroe	67 74
												294	H	Nicholls St.	64 59
												316	H	Liberty	85 72
												327	A	Texas St.	69 58
LAST 10 Division I GAMES:															
240	A	Stephen F. Austin	70 72	111	H	Sam Houston St.	76 64								
196	A	Texas-Arlington	62 71	240	H	Stephen F. Austin	76 82								
187	H	Southeastern La.	71 82	327	A	Texas St.	69 58								
59	A	Northwestern St.	79 97	257	A	UTSA	75 100								
259	A	La.-Monroe	62 38	191	H	Lamar	76 72								

Non-Div I Games: Louisiana Col. 98 46 Mary Hardin-Baylor 68 63 Spring Hill 79 75

McNeese St.

■ Loss,
 ■ Non-Conf,
 ■ S Site,
 ■ Home
 ■ A Away
 ■ N Neutral

Average RPI Win:

296

WON-LOST

WINNING

LAST 10

STRENGTH OF

OPP. STRENGTH

TEAM

CONF.

Average RPI Loss:

217

RECORD

PCT. RANK

GAMES

SCHEDULE

OF SCHEDULE

RPI

RPI

DIV. I ONLY

7- 22

299

2- 8

325

327

319

30

DIV. I NON-CONF.

3- 7

251

0- 0

230

282

272

29

TOTALS

RPI 1-50

RPI 51-100

W-L RECORDS

RPI 101-200

RPI 201+

7- 22

0- 2

0- 1

OVERALL

0- 3

7- 16

3- 7

0- 0

0- 0

HOME

0- 1

3- 6

3- 14

0- 2

0- 1

AWAY

0- 2

3- 9

1- 1

0- 0

0- 0

NEUTRAL

0- 0

1- 1

3- 7

0- 2

0- 1

NON-CONFERENCE

0- 1

3- 3

0- 1

0- 0

0- 0

HOME

0- 0

0- 1

2- 6

0- 2

0- 1

AWAY

0- 1

2- 2

1- 0

0- 0

0- 0

NEUTRAL

0- 0

1- 0

4- 15

0- 0

0- 0

CONFERENCE

0- 2

4- 13

3- 6

0- 0

0- 0

HOME

0- 1

3- 5

1- 8

0- 0

0- 0

AWAY

0- 1

1- 7

0- 1

0- 0

0- 0

NEUTRAL

0- 0

0- 1

RPI 1-50

RPI S Opponent

Score

RPI 51-100

RPI S Opponent

Score

RPI 101-200

RPI S Opponent





Score

RPI 201+







RPI S Opponent






































Team's RPI: 319

Score


















12  Iowa 41 
 33  George Washington 72 

76  Rutgers 50 

114  Delaware St. 48 
 114  Delaware St. 67 
 138  St. John's (N.Y.) 40 

215  Coppin St. 53 
 215  Coppin St. 65 60
 218  South Carolina St. 60 
 233  Marshall 56 
 251  Florida A&M 92 
 251  Florida A&M 72 
 253  Norfolk St. 62 
 253  Norfolk St. 59 
 253 N Norfolk St. 71 
 273  Bethune-Cookman 82 
 273  Bethune-Cookman 66 
 275  Brown 59 57
 280 N Utah Valley St. 75 72
 284  Hampton 64 
 284  Hampton 75 
 294  Nichols St. 69 
 297  UMBC 65 
 321  Morehead St. 65 59
 324  N.C. A&T 77 75
 325  Howard 68 
 325  Howard 73 72
 329  Morgan St. 76 67
 329  Morgan St. 60 





LAST 10 Division I GAMES:

253 N Norfolk St. 71 
 325  Howard 73 72
 218  South Carolina St. 60 
 215  Coppin St. 65 60
 329  Morgan St. 60 
 273  Bethune-Cookman 66 
 251  Florida A&M 72 
 114  Delaware St. 48 
 253  Norfolk St. 59 
 284  Hampton 75 

Md. -East. Shore

Non-Div I Games:

Md. -East. Shore

 Loss,  Non-Conf, S Site,  Home  Away N Neutral

Average RPI Win: 130
Average RPI Loss: 15

WON-LOST
RECORD

WINNING
PCT. RANK

LAST 10
GAMES

STRENGTH OF
SCHEDULE

OPP. STRENGTH
OF SCHEDULE

TEAM
RPI

CONF.
RPI

DIV. I ONLY

33- 4

2

8- 2

16

80

3

14

DIV. I NON-CONF.

17- 3

14

3- 1

2

7

1

13

TOTALS

RPI 1-50

RPI 51-100

W-L RECORDS

RPI 101-200

RPI 201+

33- 4

12- 4

3- 0

OVERALL

7- 0

11- 0

19- 1

7- 1

3- 0

HOME

4- 0

5- 0

10- 1

2- 1

0- 0

AWAY

2- 0

6- 0

4- 2

3- 2

0- 0

NEUTRAL

1- 0

0- 0

17- 3

8- 3

2- 0

NON-CONFERENCE

6- 0

1- 0

9- 1

3- 1

2- 0

HOME

3- 0

1- 0

4- 0

2- 0

0- 0

AWAY

2- 0

0- 0

4- 2

3- 2

0- 0

NEUTRAL

1- 0

0- 0

16- 1

4- 1

1- 0

CONFERENCE

1- 0

10- 0

10- 0

4- 0

1- 0

HOME

1- 0

4- 0

6- 1

0- 1

0- 0

AWAY

0- 0

6- 0

0- 0

0- 0

0- 0

NEUTRAL

0- 0

0- 0

RPI 1-50

Team's RPI: 3

RPI 51-100

RPI 101-200

RPI 201+

RPI S Opponent Score

RPI S Opponent Score

RPI S Opponent Score

RPI S Opponent Score

1 N Duke 67 70

73 H Wintthrop 73 63

106 A Providence 97 89

206 A Tul sa 84 61

6 N UCLA 88 80

74 H Louisiana Tech 76 58

117 H Middle Tenn. 83 50

206 H Tul sa 78 67

6 N UCLA 45 50

77 H UTEP 66 56

127 N Oral Roberts 94 78

217 A Tul ane 105 65

8 H Tennessee 88 79

151 A Mississippi 72 49

217 H Tul ane 75 56

10 H Texas 58 69

179 H Purdue 90 70

221 A Rice 84 79

11 H Gonzaga 83 72

190 H UCF 94 61

233 A Marshall I 91 81

25 N Bradley 80 64

191 H Lamar 108 83

246 A Southern Miss. 85 68

38 N Bucknell 72 56

246 H Southern Miss. 80 41

41 A UAB 74 80

247 H Jackson St. 97 70

41 H UAB 73 66

269 H Southern Methodist 73 53

41 H UAB 57 46

300 A East Caro. 77 67

43 A Cincinnati 91 81

47 H Wisconsin-Milwaukee 79 52

49 H Houston 69 62

49 H Houston 68 54

50 A Alabama 87 76

LAST 10 Division I GAMES:

6 N UCLA 45 50

49 H Houston 68 54

25 N Bradley 80 64

217 H Tul ane 75 56

38 N Bucknell 72 56

49 H Houston 69 62

127 N Oral Roberts 94 78

41 A UAB 74 80

41 H UAB 57 46

206 H Tul sa 78 67

Memphis

Memphis

Non-Div I Games:

Memphis

Loss, Non-Conf, S Site, H Home A Away N Neutral

Average RPI Win: 302
Average RPI Loss: 193

WON-LOST
RECORD

WINNING
PCT. RANK

LAST 10
GAMES

STRENGTH OF
SCHEDULE

OPP. STRENGTH
OF SCHEDULE

TEAM
RPI

CONF.
RPI

DIV. I ONLY	9- 19	268	4- 6	317	334	306	27
DIV. I NON-CONF.	5- 6	178	2- 0	332	333	306	30

TOTALS	RPI 1-50	RPI 51-100	W-L RECORDS	RPI 101-200	RPI 201+
9- 19	0- 0	0- 2	OVERALL	0- 8	9- 9
4- 7	0- 0	0- 0	HOME	0- 3	4- 4
5- 9	0- 0	0- 2	AWAY	0- 4	5- 3
0- 3	0- 0	0- 0	NEUTRAL	0- 1	0- 2
5- 6	0- 0	0- 2	NON-CONFERENCE	0- 1	5- 3
2- 1	0- 0	0- 0	HOME	0- 0	2- 1
3- 3	0- 0	0- 2	AWAY	0- 1	3- 0
0- 2	0- 0	0- 0	NEUTRAL	0- 0	0- 2
4- 13	0- 0	0- 0	CONFERENCE	0- 7	4- 6
2- 6	0- 0	0- 0	HOME	0- 3	2- 3
2- 6	0- 0	0- 0	AWAY	0- 3	2- 3
0- 1	0- 0	0- 0	NEUTRAL	0- 1	0- 0

RPI 1-50				RPI 51-100				RPI 101-200				RPI 201+				Team's RPI : 306	
RPI	S	Opponent	Score	RPI	S	Opponent	Score	RPI	S	Opponent	Score	RPI	S	Opponent	Score		
68	A	Col orado	74 117	115	A	Bel mont	60 96	211	A	Fl a. Atl anti c	80 91						
95	A	Okla homa St.	61 97	115	H	Bel mont	72 78	211	H	Fl a. Atl anti c	74 73						
				140	A	Li pscomb	66 83	226	A	East Tenn. St.	81 84						
				140	H	Li pscomb	66 83	226	H	East Tenn. St.	81 104						
				140	N	Li pscomb	62 78	250	A	Kennesaw St.	77 70						
				159	A	Gardner-Webb	58 67	250	H	Kennesaw St.	57 63						
				159	H	Gardner-Webb	67 77	267	A	Stetson	82 81						
				160	A	Ga. Southern	79 98	267	H	Stetson	72 73						
								281	N	Ma i ne	64 72						
								293	A	Campbel l	80 86						
								293	H	Campbel l	69 71						
								325	N	Howa rd	74 78						
								331	A	Jacksonvi lle	93 90						
								331	H	Jacksonvi lle	90 81						
								332	A	North Fl a.	77 71						
								332	H	North Fl a.	77 71						
								333	A	Savannah St.	77 60						
								333	H	Savannah St.	88 63						
LAST 10 Div sion I GAMES:																	
140	N	Li pscomb	62 78	333	A	Savannah St.	77 60										
293	H	Campbel l	69 71	267	H	Stetson	72 73										
159	H	Gardner-Webb	67 77	211	H	Fl a. Atl anti c	74 73										
332	A	North Fl a.	77 71	140	H	Li pscomb	66 83										
331	A	Jacksonvi lle	93 90	115	H	Bel mont	72 78										

Non-Di v I Games:

Mercer

Loss, Non-Conf, S Site, H Home A Away N Neutral

Average RPI Win: 158		WON-LOST	WINNING	LAST 10	STRENGTH OF	OPP. STRENGTH	TEAM	CONF.
Average RPI Loss: 41		RECORD	PCT. RANK	GAMES	SCHEDULE	OF SCHEDULE	RPI	RPI
DIV. I ONLY	18- 16	146	4- 6	23	58	72	4	
DIV. I NON-CONF.	10- 6	103	2- 1	125	156	98	4	
TOTALS	RPI 1-50	RPI 51-100	W-L RECORDS	RPI 101-200	RPI 201+			
18- 16	2- 8	6- 8	OVERALL	5- 0	5- 0			
11- 5	0- 3	4- 2	HOME	2- 0	5- 0			
4- 8	2- 4	1- 4	AWAY	1- 0	0- 0			
3- 3	0- 1	1- 2	NEUTRAL	2- 0	0- 0			
10- 6	1- 3	1- 3	NON-CONFERENCE	3- 0	5- 0			
7- 1	0- 1	1- 0	HOME	1- 0	5- 0			
1- 3	1- 2	0- 1	AWAY	0- 0	0- 0			
2- 2	0- 0	0- 2	NEUTRAL	2- 0	0- 0			
8- 10	1- 5	5- 5	CONFERENCE	2- 0	0- 0			
4- 4	0- 2	3- 2	HOME	1- 0	0- 0			
3- 5	1- 2	1- 3	AWAY	1- 0	0- 0			
1- 1	0- 1	1- 0	NEUTRAL	0- 0	0- 0			
RPI S Opponent	RPI 1-50 Score	RPI S Opponent	Team's RPI: 72 Score	RPI S Opponent	RPI 101-200 Score	RPI S Opponent	RPI 201+ Score	
1 A Duke	71 92	51 A North Carolina St.	69 81	148 H Virginia Tech	70 59	261 H Sacred Heart	63 57	
1 N Duke	76 80	51 H North Carolina St.	77 86	157 H Bi rmi ngham-So.	82 55	267 H Stetson	65 56	
5 H Florida	67 77	55 N Air Force	53 57	162 A Georgia Tech	70 53	287 H Wofford	71 40	
14 A North Carolina	81 70	60 A Maryl and	61 65	186 N Wis. -Green Bay	80 54	324 H N.C. A&T	87 62	
14 H North Carolina	70 80	60 H Maryl and	84 70	196 N Texas-Arlington	76 65	329 H Morgan St.	83 51	
17 A Boston College	54 65	64 N Loui sville	43 58					
17 H Boston College	61 65	70 A Florida St.	84 78					
42 A Mi chi gan	53 74	70 H Florida St.	64 67					
42 A Mi chi gan	65 71	79 H Clemson	62 38					
46 A Creighton	53 52	79 N Clemson	66 63					
		81 A Temple	56 73					
		86 A Vir gi ni a	51 71					
		89 H Wake Forest	78 69					
		95 H Okl ahoma St.	62 59					
LAST 10 Div sion I GAMES:								
42 A Mi chi gan	65 71	70 H Florida St.	64 67					
46 A Creighton	53 52	60 A Maryl and	61 65					
95 H Okl ahoma St.	62 59	148 H Vi rgi ni a Tech	70 59					
1 N Duke	76 80	1 A Duke	71 92					
79 N Cl emson	66 63	17 A Boston Col l ege	54 65					

Non-Di v I Games:

Miami (Fla.)

Loss, Non-Conf, S Site, H Home A Away N Neutral

Average RPI Win:		202	WON-LOST		WINNING	LAST 10	STRENGTH OF		OPP. STRENGTH	TEAM	CONF.								
Average RPI Loss:		71	RECORD		PCT. RANK	GAMES	SCHEDULE		OF SCHEDULE	RPI	RPI								
DIV. I ONLY		18- 11	81		7- 3		140		120		85								
DIV. I NON-CONF.		4- 6	204		1- 1		99		22		151								
TOTALS		RPI 1-50	RPI 51-100		W-L RECORDS		RPI 101-200		RPI 201+										
18- 11		0- 4	3- 6		OVERALL		6- 1		9- 0										
11- 2		0- 0	2- 2		HOME		4- 0		5- 0										
7- 8		0- 4	1- 3		AWAY		2- 1		4- 0										
0- 1		0- 0	0- 1		NEUTRAL		0- 0		0- 0										
4- 6		0- 4	0- 2		NON-CONFERENCE		2- 0		2- 0										
3- 1		0- 0	0- 1		HOME		2- 0		1- 0										
1- 5		0- 4	0- 1		AWAY		0- 0		1- 0										
0- 0		0- 0	0- 0		NEUTRAL		0- 0		0- 0										
14- 5		0- 0	3- 4		CONFERENCE		4- 1		7- 0										
8- 1		0- 0	2- 1		HOME		2- 0		4- 0										
6- 3		0- 0	1- 2		AWAY		2- 1		3- 0										
0- 1		0- 0	0- 1		NEUTRAL		0- 0		0- 0										
RPI S Opponent		RPI 1-50 Score	RPI S Opponent		Team's RPI: 85 Score	RPI S Opponent		RPI 101-200 Score	RPI S Opponent		RPI 201+ Score								
19	A	Wichita St.	46	55	53	A	Kent St.	63	70	126	A	Northern Ill.	58	56	235	H	Illinois St.	51	49
42	A	Michigan	80	87	53	H	Kent St.	46	53	131	A	Buffalo	81	74	254	A	Ball St.	59	55
43	A	Cincinnati	65	75	66	A	Akron	45	52	131	H	Buffalo	74	65	254	H	Ball St.	67	63
50	A	Alabama	58	64	66	H	Akron	63	60	145	H	Toledo	58	49	256	A	Bowling Green	73	59
					78	A	Butler	52	53	178	H	Wright St.	54	46	256	H	Bowling Green	77	60
					82	H	Xavier	65	75	184	H	Dayton	58	42	285	A	Oakland	78	66
					96	A	Ohio	73	59	195	A	Western Mich.	50	59	305	H	Eastern Mich.	64	59
					96	H	Ohio	65	54						315	A	Central Mich.	75	62
					96	N	Ohio	58	73						315	H	Central Mich.	66	49
LAST 10 Division I GAMES:																			
78	A	Butler	52	53	66	H	Akron	63	60	235	H	Illinois St.	51	49	96	N	Ohio	65	54
131	H	Buffalo	74	65	254	H	Ball St.	67	63	53	A	Kent St.	63	70	131	A	Buffalo	81	74

Non-Di v I Games:

Mi ami (Ohi o)

Loss, Non-Conf, S Site, H Home A Away N Neutral

M
i
a
m
i
(
O
h
i
o
)

M
i
a
m
i
(
O
h
i
o
)

Average RPI Win: 117

Average RPI Loss: 40

WON-LOST
RECORDWINNING
PCT. RANKLAST 10
GAMESSTRENGTH OF
SCHEDULEOPP. STRENGTH
OF SCHEDULETEAM
RPICONF.
RPI

DIV. I ONLY

22- 11

52

5- 5

43

6

42

2

DIV. I NON-CONF.

14- 2

10

4- 1

98

32

16

3

TOTALS

RPI 1-50

RPI 51-100

W-L RECORDS

RPI 101-200

RPI 201+

22- 11

3- 9

10- 1

OVERALL

4- 1

5- 0

16- 3

3- 3

7- 0

HOME

3- 0

3- 0

5- 6

0- 5

2- 0

AWAY

1- 1

2- 0

1- 2

0- 1

1- 1

NEUTRAL

0- 0

0- 0

14- 2

0- 2

8- 0

NON-CONFERENCE

1- 0

5- 0

10- 1

0- 1

6- 0

HOME

1- 0

3- 0

3- 0

0- 0

1- 0

AWAY

0- 0

2- 0

1- 1

0- 1

1- 0

NEUTRAL

0- 0

0- 0

8- 9

3- 7

2- 1

CONFERENCE

3- 1

0- 0

6- 2

3- 2

1- 0

HOME

2- 0

0- 0

2- 6

0- 5

1- 0

AWAY

1- 1

0- 0

0- 1

0- 0

0- 1

NEUTRAL

0- 0

0- 0

RPI 1-50

Team's RPI: 42

RPI S Opponent

Score

6	H	UCLA	61	68
9	A	Ohio St.	54	64
9	H	Ohio St.	85	94
12	A	Iowa	66	94
16	A	Illinois	74	79
16	H	Illinois	72	64
23	A	Michigan St.	71	90
23	H	Michigan St.	72	67
34	A	Indiana	63	70
34	H	Indiana	67	69
36	N	South Carolina	64	76
39	H	Wisconsin	85	76

RPI 51-100

RPI S Opponent

Score

52	N	Old Dominion	66	43
72	H	Miami (Fla.)	74	53
72	H	Miami (Fla.)	71	65
77	H	UTEP	82	67
78	H	Butler	78	74
83	A	Minnesota	71	55
83	H	Minnesota	72	50
83	N	Minnesota	55	59
85	H	Miami (Ohio)	87	80
90	A	Notre Dame	71	67
90	H	Notre Dame	87	84

RPI 101-200

RPI S Opponent

Score

109	H	Northwestern	68	51
114	H	Delaware St.	69	49
118	A	Penn St.	71	65
179	A	Purdue	70	84
179	H	Purdue	68	65

RPI 201+

RPI S Opponent

Score

209	A	Boston U.	51	46
215	H	Coppin St.	81	53
225	H	Chicago St.	86	69
237	A	South Fla.	68	47
315	H	Central Mich.	87	60

LAST 10 Division I GAMES:

36	N	South Carolina	64	76
52	N	Old Dominion	66	43
72	H	Miami (Fla.)	71	65
90	H	Notre Dame	87	84
77	H	UTEP	82	67
83	N	Minnesota	55	59
34	H	Indiana	67	69
9	A	Ohio St.	54	64
16	H	Illinois	72	64
23	A	Michigan St.	71	90

Non-Div I Games:

Michigan

Loss, Non-Conf, S Site, H Home A Away N Neutral

Average RPI Win: 120
Average RPI Loss: 33

WON-LOST
RECORD

WINNING
PCT. RANK

LAST 10
GAMES

STRENGTH OF
SCHEDULE

OPP. STRENGTH
OF SCHEDULE

TEAM
RPI

CONF.
RPI

DIV. I ONLY	21- 12	74	4- 6	14	19	23	2
DIV. I NON-CONF.	11- 3	31	0- 1	80	73	30	3

TOTALS	RPI 1-50	RPI 51-100	W-L RECORDS	RPI 101-200	RPI 201+
21- 12	9- 10	0- 1	OVERALL	7- 1	5- 0
12- 2	4- 2	0- 0	HOME	4- 0	4- 0
3- 7	1- 5	0- 1	AWAY	2- 1	0- 0
6- 3	4- 3	0- 0	NEUTRAL	1- 0	1- 0
11- 3	3- 2	0- 0	NON-CONFERENCE	3- 1	5- 0
6- 0	0- 0	0- 0	HOME	2- 0	4- 0
1- 1	0- 0	0- 0	AWAY	1- 1	0- 0
4- 2	3- 2	0- 0	NEUTRAL	0- 0	1- 0
10- 9	6- 8	0- 1	CONFERENCE	4- 0	0- 0
6- 2	4- 2	0- 0	HOME	2- 0	0- 0
2- 6	1- 5	0- 1	AWAY	1- 0	0- 0
2- 1	1- 1	0- 0	NEUTRAL	1- 0	0- 0

RPI S	Opponent	Score
9 A	Ohio St.	62 59
9 H	Ohio St.	68 79
11 N	Gonzaga	106 109
12 A	Iowa	54 66
12 H	Iowa	85 55
12 N	Iowa	48 53
15 N	George Mason	65 75
16 A	Illinois	50 60
16 H	Illinois	68 75
16 N	Illinois	61 56
17 N	Boston College	77 70
19 N	Wichita St.	83 64
21 N	Arizona	74 71
34 A	Indiana	71 78
34 H	Indiana	87 73
39 A	Wisconsin	63 82
39 H	Wisconsin	74 65
42 A	Michigan	67 72
42 H	Michigan	90 71

RPI S	Opponent	Score
83 A	Minnesota	55 69

RPI S	Opponent	Score
105 A	Hawaii	62 84
109 A	Northwestern	77 66
118 H	Penn St.	69 60
136 H	Tennessee Tech	80 63
162 H	Georgia Tech	88 86
179 H	Purdue	77 52
179 N	Purdue	70 58
186 A	Wis.-Green Bay	98 69

RPI S	Opponent	Score
215 H	Coppin St.	78 54
222 N	Ark.-Little Rock	72 67
245 H	Cleveland St.	83 75
277 H	Florida Int'l	85 58
291 H	IPFW	84 73

LAST 10 Division I GAMES:

15 N	George Mason	65 75	39 H	Wisconsin	74 65
12 N	Iowa	48 53	34 A	Indiana	71 78
16 N	Illinois	61 56	9 H	Ohio St.	68 79
179 N	Purdue	70 58	42 H	Michigan	90 71
16 H	Illinois	68 75	12 A	Iowa	54 66

Non-Div I Games: Chamade 89 67

Michigan St.

Loss, Non-Conf, S Site, H Home A Away N Neutral

Average RPI Win: 193
Average RPI Loss: 134

WON-LOST
RECORD

WINNING
PCT. RANK

LAST 10
GAMES

STRENGTH OF
SCHEDULE

OPP. STRENGTH
OF SCHEDULE

TEAM
RPI

CONF.
RPI

DIV. I ONLY	15- 12	125	7- 3	127	175	117	18
DIV. I NON-CONF.	7- 5	113	1- 0	54	172	81	16

TOTALS	RPI 1-50	RPI 51-100	W-L RECORDS	RPI 101-200	RPI 201+
15- 12	0- 1	2- 4	OVERALL	4- 4	9- 3
8- 4	0- 0	2- 0	HOME	2- 3	4- 1
6- 8	0- 1	0- 4	AWAY	2- 1	4- 2
1- 0	0- 0	0- 0	NEUTRAL	0- 0	1- 0
7- 5	0- 1	1- 2	NON-CONFERENCE	3- 2	3- 0
3- 1	0- 0	1- 0	HOME	1- 1	1- 0
3- 4	0- 1	0- 2	AWAY	2- 1	1- 0
1- 0	0- 0	0- 0	NEUTRAL	0- 0	1- 0
8- 7	0- 0	1- 2	CONFERENCE	1- 2	6- 3
5- 3	0- 0	1- 0	HOME	1- 2	3- 1
3- 4	0- 0	0- 2	AWAY	0- 0	3- 2
0- 0	0- 0	0- 0	NEUTRAL	0- 0	0- 0

RPI S Opponent Score

3 A Memphis 50 83

RPI S Opponent Score

54 A Utah St. 61 79

54 H Utah St. 60 59

58 A Western Ky. 48 80

58 H Western Ky. 80 74

64 A Louisville 68 76

65 A South Ala. 63 75

RPI S Opponent Score

115 A Belmont 87 75

143 H La. -Lafayette 73 59

155 H Austin Peay 67 83

161 A Indiana St. 79 85

168 H Chattanooga 81 71

175 H Denver 62 72

175 H Denver 57 58

198 A Portland St. 65 62

RPI S Opponent Score

204 A North Texas 62 60

208 A Tennessee St. 67 57

211 N Fla. Atlantic 90 76

222 A Ark. -Little Rock 68 58

222 H Ark. -Little Rock 66 68

231 A Arkansas St. 74 75

231 H Arkansas St. 77 68

244 A Troy 57 70

255 H New Orleans 86 65

276 H South Dakota St. 89 82

277 A Florida Int'l 66 64

277 H Florida Int'l 82 58

LAST 10 Division I GAMES:

175 H Denver	57 58	276 H South Dakota St.	89 82
277 H Florida Int'l	82 58	175 H Denver	62 72
58 H Western Ky.	80 74	204 A North Texas	62 60
222 A Ark. -Little Rock	68 58	277 A Florida Int'l	66 64
231 A Arkansas St.	74 75	143 H La. -Lafayette	73 59

Middle Tenn.

Middle Tenn.

Non-Div I Games: Freed-Hardeman 92 48

Middle Tenn.

Loss, Non-Conf, S Site, H Home A Away N Neutral

Average RPI Win: 125		WON-LOST	WINNING	LAST 10	STRENGTH OF	OPP. STRENGTH	TEAM	CONF.
Average RPI Loss: 59		RECORD	PCT. RANK	GAMES	SCHEDULE	OF SCHEDULE	RPI	RPI
DIV. I ONLY	16- 15	154	4- 6	24	45	83	2	
DIV. I NON-CONF.	10- 3	39	1- 1	75	178	37	3	
TOTALS	RPI 1-50	RPI 51-100	W-L RECORDS	RPI 101-200	RPI 201+			
16- 15	5- 10	2- 1	OVERALL	6- 4	3- 0			
13- 5	4- 3	2- 0	HOME	4- 2	3- 0			
2- 9	0- 6	0- 1	AWAY	2- 2	0- 0			
1- 1	1- 1	0- 0	NEUTRAL	0- 0	0- 0			
10- 3	1- 1	2- 1	NON-CONFERENCE	4- 1	3- 0			
9- 1	1- 0	2- 0	HOME	3- 1	3- 0			
1- 2	0- 1	0- 1	AWAY	1- 0	0- 0			
0- 0	0- 0	0- 0	NEUTRAL	0- 0	0- 0			
6- 12	4- 9	0- 0	CONFERENCE	2- 3	0- 0			
4- 4	3- 3	0- 0	HOME	1- 1	0- 0			
1- 7	0- 5	0- 0	AWAY	1- 2	0- 0			
1- 1	1- 1	0- 0	NEUTRAL	0- 0	0- 0			
RPI S Opponent	RPI 1-50 Score	RPI S Opponent	Team's RPI: 83 Score	RPI S Opponent	RPI 101-200 Score	RPI S Opponent	RPI 201+ Score	
9 A Ohio St.	53 67	60 A Maryland	66 83	109 A Northwestern	53 57	222 H North Dakota St.	70 57	
12 A Iowa	72 76	89 H Wake Forest	73 58	109 H Northwestern	49 57	276 H South Dakota St.	80 61	
12 H Iowa	74 61	93 H UNLV	72 67	118 A Penn St.	77 66	282 H Grambling	88 64	
12 N Iowa	57 67			120 H Coastal Caro.	75 57			
16 A Illinois	53 77			127 H Oral Roberts	67 54			
16 H Illinois	65 71			159 H Gardner-Webb	72 73			
23 H Michigan St.	69 55			168 H Chattanooga	67 46			
34 H Indiana	61 42			177 A Arizona St.	85 79			
39 A Wisconsin	74 80			179 A Purdue	55 72			
39 H Wisconsin	62 64			179 H Purdue	62 50			
41 H UAB	69 68							
42 A Michigan	50 72							
42 H Michigan	55 71							
42 N Michigan	59 55							
43 A Cincinnati	62 76							
LAST 10 Division I GAMES:								
43 A Cincinnati	62 76	16 H Illinois	65 71					
89 H Wake Forest	73 58	39 A Wisconsin	74 80					
12 N Iowa	57 67	179 H Purdue	62 50					
42 N Michigan	59 55	12 H Iowa	74 61					
109 A Northwestern	53 57	42 A Michigan	50 72					

Non-Div I Games:

Minnesota

Minnesota

Average RPI Win: 195
Average RPI Loss: 59

WON-LOST
RECORD

WINNING
PCT. RANK

LAST 10
GAMES

STRENGTH OF
SCHEDULE

OPP. STRENGTH
OF SCHEDULE

TEAM
RPI

CONF.
RPI

DIV. I ONLY
DIV. I NON-CONF.

14- 16
10- 3

179
39

1- 9
0- 0

95
273

49
274

151
112

1
1

TOTALS

RPI 1-50

RPI 51-100

W-L RECORDS

RPI 101-200

RPI 201+

14- 16

3- 9

0- 2

OVERALL

3- 5

8- 0

11- 6

2- 4

0- 1

HOME

3- 1

6- 0

1- 9

1- 4

0- 1

AWAY

0- 4

0- 0

2- 1

0- 1

0- 0

NEUTRAL

0- 0

2- 0

10- 3

0- 1

0- 0

NON-CONFERENCE

2- 2

8- 0

8- 1

0- 1

0- 0

HOME

2- 0

6- 0

0- 2

0- 0

0- 0

AWAY

0- 2

0- 0

2- 0

0- 0

0- 0

NEUTRAL

0- 0

2- 0

4- 13

3- 8

0- 2

CONFERENCE

1- 3

0- 0

3- 5

2- 3

0- 1

HOME

1- 1

0- 0

1- 7

1- 4

0- 1

AWAY

0- 2

0- 0

0- 1

0- 1

0- 0

NEUTRAL

0- 0

0- 0

RPI 1-50

RPI	S	Opponent	Score
3	H	Memphis	49 72
5	H	Florida	58 69
7	A	LSU	52 55
7	H	LSU	73 79
8	A	Tennessee	72 86
29	A	Kentucky	40 80
29	N	Kentucky	57 71
36	H	South Carolina	68 63
45	A	Arkansas	58 71
45	H	Arkansas	73 70
50	A	Alabama	71 61
50	H	Alabama	50 64

RPI 51-100

RPI	S	Opponent	Score
69	H	Vanderbilt	62 77
100	A	Georgia	65 72

RPI 101-200 Team's RPI: 151

RPI	S	Opponent	Score
103	H	St. Louis	77 64
108	A	Mississippi St.	55 84
108	H	Mississippi St.	75 65
112	A	Auburn	50 58
112	H	Auburn	54 58
124	A	New Mexico	42 95
134	A	Ill. - Chicago	75 87
187	H	Southeastern La.	68 62

RPI 201+

RPI	S	Opponent	Score
218	N	South Carolina St.	71 47
231	H	Arkansas St.	85 78
259	H	La. - Monroe	59 43
264	H	Western Caro.	65 59
294	H	Nicholls St.	69 43
301	H	Alcorn St.	82 69
304	N	Southern Utah	69 62
326	H	Centenary (La.)	107 67

LAST 10 Division I GAMES:

29	N	Kentucky	57 71	108	A	Mississippi St.	55 84
7	A	LSU	52 55	45	H	Arkansas	73 70
69	H	Vanderbilt	62 77	50	H	Alabama	50 64
112	H	Auburn	54 58	112	A	Auburn	50 58
29	A	Kentucky	40 80	8	A	Tennessee	72 86

Non-Div I Games:

Mississippi

Loss, Non-Conf, S Site, H Home A Away N Neutral

Average RPI Win:	151	WON-LOST	WINNING	LAST 10	STRENGTH OF	OPP. STRENGTH	TEAM	CONF.
Average RPI Loss:	58	RECORD	PCT. RANK	GAMES	SCHEDULE	OF SCHEDULE	RPI	RPI

DIV. I ONLY	15- 15	157	4- 6	48	42	108	1
DIV. I NON-CONF.	10- 3	39	0- 0	119	230	60	1

TOTALS	RPI 1-50	RPI 51-100	W-L RECORDS	RPI 101-200	RPI 201+
15- 15	3- 9	2- 3	OVERALL	6- 3	4- 0
11- 5	3- 3	1- 1	HOME	4- 1	3- 0
1- 8	0- 5	1- 1	AWAY	0- 2	0- 0
3- 2	0- 1	0- 1	NEUTRAL	2- 0	1- 0
10- 3	1- 0	1- 2	NON-CONFERENCE	4- 1	4- 0
6- 2	1- 0	0- 1	HOME	2- 1	3- 0
1- 0	0- 0	1- 0	AWAY	0- 0	0- 0
3- 1	0- 0	0- 1	NEUTRAL	2- 0	1- 0
5- 12	2- 9	1- 1	CONFERENCE	2- 2	0- 0
5- 3	2- 3	1- 0	HOME	2- 0	0- 0
0- 8	0- 5	0- 1	AWAY	0- 2	0- 0
0- 1	0- 1	0- 0	NEUTRAL	0- 0	0- 0

RPI	S	Opponent	Score
5	A	Florida	60 75
7	A	LSU	59 72
7	H	LSU	57 71
8	H	Tennessee	65 88
15	H	George Mason	63 61
29	H	Kentucky	66 81
36	A	South Carolina	61 83
36	N	South Carolina	44 59
45	A	Arkansas	70 80
45	H	Arkansas	69 67
50	A	Alabama	59 65
50	H	Alabama	71 58

RPI	S	Opponent	Score
59	H	Northwestern St.	75 76
66	N	Akron	72 83
69	A	Vanderbilt	52 80
99	A	Charlotte	53 38
100	H	Georgia	83 68

RPI	S	Opponent	Score
110	N	Holy Cross	76 75
112	A	Auburn	71 75
112	H	Auburn	71 53
151	A	Mississippi	65 75
151	H	Mississippi	84 55
168	H	Chattanooga	64 48
181	N	Jacksonville St.	104 80
183	H	Santa Clara	82 69
187	H	Southeastern La.	46 57

RPI	S	Opponent	Score
231	H	Arkansas St.	68 63
244	H	Troy	88 77
255	H	New Orleans	67 59
316	N	Liberty	78 67

LAST 10 Division I GAMES:

36	N	South Carolina	44 59	151	H	Mississippi	84 55
50	H	Alabama	71 58	7	A	LSU	59 72
45	A	Arkansas	70 80	36	A	South Carolina	61 83
100	H	Georgia	83 68	112	H	Auburn	71 53
112	A	Auburn	71 75	29	H	Kentucky	66 81

Non-Div I Games:

Mississippi St.

Loss,
Non-Conf, S Site,
H Home
A Away
N Neutral

Average RPI Win:	284	WON-LOST	WINNING	LAST 10	STRENGTH OF	OPP. STRENGTH	TEAM	CONF.
Average RPI Loss:	202	RECORD	PCT. RANK	GAMES	SCHEDULE	OF SCHEDULE	RPI	RPI

DIV. I ONLY	9- 18	266	3- 7	296	333	297	31
DIV. I NON-CONF.	0- 8	323	0- 0	64	190	297	31
TOTALS	RPI 1-50	RPI 51-100	W-L RECORDS	RPI 101-200	RPI 201+		
9- 18	0- 1	0- 3	OVERALL	1- 3	8- 11		
5- 4	0- 0	0- 0	HOME	1- 0	4- 4		
4- 9	0- 1	0- 2	AWAY	0- 2	4- 4		
0- 5	0- 0	0- 1	NEUTRAL	0- 1	0- 3		
0- 8	0- 1	0- 3	NON-CONFERENCE	0- 2	0- 2		
0- 0	0- 0	0- 0	HOME	0- 0	0- 0		
0- 4	0- 1	0- 2	AWAY	0- 1	0- 0		
0- 4	0- 0	0- 1	NEUTRAL	0- 1	0- 2		
9- 10	0- 0	0- 0	CONFERENCE	1- 1	8- 9		
5- 4	0- 0	0- 0	HOME	1- 0	4- 4		
4- 5	0- 0	0- 0	AWAY	0- 1	4- 4		
0- 1	0- 0	0- 0	NEUTRAL	0- 0	0- 1		
RPI S Opponent	RPI 1-50 Score	RPI S Opponent	RPI 51-100 Score	RPI S Opponent	RPI 101-200 Score	RPI S Opponent	RPI 201+ Team's RPI: 297 Score
44 A Texas A&M	53 84	57 N Montana	57 81	123 A St. Mary's (Cal.)	48 78	222 N North Dakota St.	63 83
		77 A UTEP	58 74	130 A Southern U.	60 71	247 A Jackson St.	61 67
		89 A Wake Forest	64 78	130 H Southern U.	70 64	247 H Jackson St.	51 61
				166 N UC Irvine	40 94	258 A Alabama A&M	67 74
						258 H Alabama A&M	74 85
						272 A Alabama St.	74 70
						272 H Alabama St.	48 58
						282 A Grambling	62 53
						282 H Grambling	59 64
						282 N Grambling	49 50
						286 N Colgate	53 64
						292 A Ark. -Pine Bluff	57 68
						292 H Ark. -Pine Bluff	68 62
						301 A Alcorn St.	61 78
						301 H Alcorn St.	67 59
						307 A Texas Southern	67 65
						307 H Texas Southern	69 62
						334 A Prairie View	67 62
						334 H Prairie View	73 71
LAST 10 Division I GAMES:							
282 N Grambling	49 50	307 H Texas Southern	69 62				
292 A Ark. -Pine Bluff	57 68	130 A Southern U.	60 71				
282 A Grambling	62 53	301 A Alcorn St.	61 78				
247 A Jackson St.	61 67	258 H Alabama A&M	74 85				
334 H Prairie View	73 71	272 H Alabama St.	48 58				

Mississippi Val.

Non-Div I Games: Concordia (Cal.) 73 77

Mississippi Val.

Average RPI Win:		163		WON-LOST		WINNING		LAST 10		STRENGTH OF		OPP. STRENGTH		TEAM		CONF.	
Average RPI Loss:		82		RECORD		PCT. RANK		GAMES		SCHEDULE		OF SCHEDULE		RPI		RPI	
DIV. I ONLY		12- 16		215		2- 8				42		89		147		5	
DIV. I NON-CONF.		7- 4		91		0- 0				85		309		86		9	
TOTALS		RPI 1-50		RPI 51-100		W-L RECORDS		RPI 101-200		RPI 201+							
12- 16		2- 5		2- 5		OVERALL		3- 6		5- 0							
11- 5		1- 2		2- 2		HOME		3- 1		5- 0							
1- 9		1- 2		0- 3		AWAY		0- 4		0- 0							
0- 2		0- 1		0- 0		NEUTRAL		0- 1		0- 0							
7- 4		0- 2		1- 1		NON-CONFERENCE		1- 1		5- 0							
7- 1		0- 0		1- 0		HOME		1- 1		5- 0							
0- 2		0- 1		0- 1		AWAY		0- 0		0- 0							
0- 1		0- 1		0- 0		NEUTRAL		0- 0		0- 0							
5- 12		2- 3		1- 4		CONFERENCE		2- 5		0- 0							
4- 4		1- 2		1- 2		HOME		2- 0		0- 0							
1- 7		1- 1		0- 2		AWAY		0- 4		0- 0							
0- 1		0- 0		0- 0		NEUTRAL		0- 1		0- 0							
RPI 1-50				RPI 51-100				RPI 101-200		Team's RPI: 147		RPI 201+					
RPI	S	Opponent	Score	RPI	S	Opponent	Score	RPI	S	Opponent	Score	RPI	S	Opponent	Score		
10	H	Texas	53 66	59	H	Northwestern St.	81 72	101	A	Nebraska	52 65	220	H	Furman	72 63		
16	N	Illinois	50 82	68	A	Colorado	60 78	101	H	Nebraska	64 63	259	H	La. -Monroe	73 44		
20	A	Oklahoma	71 69	68	H	Colorado	71 74	101	N	Nebraska	64 71	265	H	UMKC	60 42		
32	A	Kansas	46 79	92	A	Davidson	73 82	111	H	Sam Houston St.	77 80	285	H	Oakland	74 58		
32	H	Kansas	89 86	95	H	Oklahoma St.	69 61	113	A	Kansas St.	64 79	309	H	Eastern Ill.	68 56		
44	H	Texas A&M	51 54	97	A	Iowa St.	78 85	113	H	Kansas St.	74 71						
45	A	Arkansas	63 66	97	H	Iowa St.	58 82	142	A	Texas Tech	55 73						
								174	A	Baylor	64 90						
								200	H	Tex. A&M-Corp. Chris	82 81						
LAST 10 Division I GAMES:																	
101	N	Nebraska	64 71	32	A	Kansas	46 79										
101	H	Nebraska	64 63	113	H	Kansas St.	74 71										
97	A	Iowa St.	78 85	174	A	Baylor	64 90										
68	A	Colorado	60 78	142	A	Texas Tech	55 73										
44	H	Texas A&M	51 54	10	H	Texas	53 66										

Non-Div I Games:

Missouri

Missouri

Missouri

Average RPI Win: 141
Average RPI Loss: 36

WON-LOST
RECORD

WINNING
PCT. RANK

LAST 10
GAMES

STRENGTH OF
SCHEDULE

OPP. STRENGTH
OF SCHEDULE

TEAM
RPI

CONF.
RPI

DIV. I ONLY

22- 9

37

7- 3

40

78

22

6

DIV. I NON-CONF.

10- 2

18

3- 1

28

196

12

5

TOTALS

RPI 1-50

RPI 51-100

W-L RECORDS

RPI 101-200

RPI 201+

22- 9

6- 8

1- 1

OVERALL

11- 0

4- 0

14- 2

4- 2

1- 0

HOME

7- 0

2- 0

8- 6

2- 5

0- 1

AWAY

4- 0

2- 0

0- 1

0- 1

0- 0

NEUTRAL

0- 0

0- 0

10- 2

2- 1

1- 1

NON-CONFERENCE

5- 0

2- 0

7- 0

1- 0

1- 0

HOME

4- 0

1- 0

3- 2

1- 1

0- 1

AWAY

1- 0

1- 0

0- 0

0- 0

0- 0

NEUTRAL

0- 0

0- 0

12- 7

4- 7

0- 0

CONFERENCE

6- 0

2- 0

7- 2

3- 2

0- 0

HOME

3- 0

1- 0

5- 4

1- 4

0- 0

AWAY

3- 0

1- 0

0- 1

0- 1

0- 0

NEUTRAL

0- 0

0- 0

RPI 1-50

Team's RPI: 22

RPI S Opponent

Score

RPI 51-100

RPI S Opponent

Score

RPI 101-200

RPI S Opponent

Score

RPI 201+

RPI S Opponent

Score

19	A	Wichi ta St.	57	81
19	H	Wichi ta St.	62	68
25	A	Bradley	76	86
25	H	Bradley	70	62
35	A	UNI	66	63
35	H	UNI	62	72
35	N	UNI	42	57
37	A	Southern Ill.	64	66
37	H	Southern Ill.	71	63
45	A	Arkansas	75	79
46	A	Creighton	56	78
46	H	Creighton	60	54
47	A	Wis.-Milwaukee	72	63
49	H	Houston	60	59

64	A	Louisville	56	74
84	H	Stanford	76	67

126	H	Northern Ill.	87	51
127	A	Oral Roberts	88	76
160	H	Ga. Southern	101	55
161	A	Indiana St.	80	58
161	H	Indiana St.	97	78
171	H	Detroit	85	71
176	A	Drake	85	79
176	H	Drake	84	59
192	A	Evansville	80	65
192	H	Evansville	71	50
200	H	Tex. A&M-Corp. Chris	95	75

231	A	Arkansas St.	97	80
231	H	Arkansas St.	84	55
235	A	Illinois St.	72	61
235	H	Illinois St.	70	54

LAST 10 Division I GAMES:

64	A	Louisville	56	74
49	H	Houston	60	59
84	H	Stanford	76	67
35	N	UNI	42	57
46	H	Creighton	60	54

235	A	Illinois St.	72	61
47	A	Wis.-Milwaukee	72	63
192	H	Evansville	71	50
35	A	UNI	66	63
37	A	Southern Ill.	64	66

Non-Div I Games:

Missouri St.

Loss, Non-Conf, S Site, H Home A Away N Neutral

Average RPI Win: 224		WON-LOST	WINNING	LAST 10	STRENGTH OF	OPP. STRENGTH	TEAM	CONF.
Average RPI Loss: 157		RECORD	PCT. RANK	GAMES	SCHEDULE	OF SCHEDULE	RPI	RPI
DIV. I ONLY	19- 15	124	7- 3	169	234	135	26	
DIV. I NON-CONF.	4- 9	243	1- 1	97	102	186	26	
TOTALS	RPI 1-50	RPI 51-100	W-L RECORDS	RPI 101-200	RPI 201+			
19- 15	1- 2	0- 1	OVERALL	5- 6	13- 6			
8- 4	0- 0	0- 0	HOME	2- 1	6- 3			
9- 8	0- 0	0- 1	AWAY	3- 4	6- 3			
2- 3	1- 2	0- 0	NEUTRAL	0- 1	1- 0			
4- 9	1- 2	0- 1	NON-CONFERENCE	0- 5	3- 1			
0- 2	0- 0	0- 0	HOME	0- 1	0- 1			
2- 4	0- 0	0- 1	AWAY	0- 3	2- 0			
2- 3	1- 2	0- 0	NEUTRAL	0- 1	1- 0			
15- 6	0- 0	0- 0	CONFERENCE	5- 1	10- 5			
8- 2	0- 0	0- 0	HOME	2- 0	6- 2			
7- 4	0- 0	0- 0	AWAY	3- 1	4- 3			
0- 0	0- 0	0- 0	NEUTRAL	0- 0	0- 0			
RPI S Opponent Score	RPI 1-50	RPI S Opponent Score	RPI 51-100	RPI S Opponent Score	RPI 101-200 Team's RPI: 135	RPI S Opponent Score	RPI 201+	
2 N Villanova 45 58		62 A Seton Hall 45 61		122 A St. Peter's 60 73		202 A Princeton 41 21		
36 N South Carolina 56 62				125 H Drexel 49 53		214 A Robert Morris 65 73		
37 N Southern Ill. 80 68				127 N Oral Roberts 54 62		214 H Robert Morris 75 87		
				141 A Fairleigh Dickinson 62 79		229 A Wagner 74 58		
				141 A Fairleigh Dickinson 49 48		229 H Wagner 61 55		
				141 H Fairleigh Dickinson 96 89		230 A Mt. St. Mary's 69 75		
				149 A Lehigh 57 71		230 H Mt. St. Mary's 54 64		
				163 A Central Conn. St. 61 57		243 H Rider 67 75		
				163 A Central Conn. St. 62 48		260 A Quinnipiac 85 82		
				163 H Central Conn. St. 63 48		260 H Quinnipiac 80 74		
				185 A San Francisco 66 70		261 H Sacred Heart 73 64		
						268 A Hartford 56 54		
						270 A St. Francis (N.Y.) 66 59		
						270 H St. Francis (N.Y.) 74 68		
						274 A Long Island 72 78		
						274 H Long Island 74 63		
						284 N Hampton 71 49		
						323 A St. Francis (Pa.) 74 56		
						323 H St. Francis (Pa.) 55 53		
LAST 10 Division I GAMES:								
2 N Villanova 45 58		141 A Fairleigh Dickinson 62 79						
284 N Hampton 71 49		270 H St. Francis (N.Y.) 74 68						
141 A Fairleigh Dickinson 49 48		141 H Fairleigh Dickinson 96 89						
163 A Central Conn. St. 62 48		230 A Mt. St. Mary's 69 75						
274 H Long Island 74 63		229 H Wagner 61 55						

Non-Div I Games:

Monmouth

Average RPI Win: 180
Average RPI Loss: 150

WON-LOST
RECORD

WINNING
PCT. RANK

LAST 10
GAMES

STRENGTH OF
SCHEDULE

OPP. STRENGTH
OF SCHEDULE

TEAM
RPI

CONF.
RPI

DIV. I ONLY	22- 7	21	8- 2	155	173	57	17
DIV. I NON-CONF.	10- 3	39	2- 1	139	155	61	18

TOTALS	RPI 1-50	RPI 51-100	W-L RECORDS	RPI 101-200	RPI 201+
22- 7	1- 2	1- 0	OVERALL	13- 3	7- 2
11- 1	0- 1	1- 0	HOME	6- 0	4- 0
8- 5	0- 0	0- 0	AWAY	6- 3	2- 2
3- 1	1- 1	0- 0	NEUTRAL	1- 0	1- 0
10- 3	1- 2	1- 0	NON-CONFERENCE	5- 1	3- 0
4- 1	0- 1	1- 0	HOME	2- 0	1- 0
4- 1	0- 0	0- 0	AWAY	3- 1	1- 0
2- 1	1- 1	0- 0	NEUTRAL	0- 0	1- 0
12- 4	0- 0	0- 0	CONFERENCE	8- 2	4- 2
7- 0	0- 0	0- 0	HOME	4- 0	3- 0
4- 4	0- 0	0- 0	AWAY	3- 2	1- 2
1- 0	0- 0	0- 0	NEUTRAL	1- 0	0- 0

RPI S	Opponent	Score
17 N	Boston College	56 69
27 N	Nevada	87 79
47 H	Wis.-Milwaukee	74 78

RPI S	Opponent	Score
84 H	Stanford	88 69

RPI S	Opponent	Score
127 H	Oral Roberts	88 74
132 A	Northern Ariz.	80 83
132 A	Northern Ariz.	73 60
132 H	Northern Ariz.	96 83
144 A	Eastern Wash.	68 46
144 H	Eastern Wash.	78 72
144 N	Eastern Wash.	73 71
150 A	Loyola Marymount	81 75
150 H	Loyola Marymount	79 61
156 A	Sacramento St.	73 71
156 H	Sacramento St.	84 79
176 A	Drake	78 72
180 A	Boise St.	69 90
183 A	Santa Clara	67 56
198 A	Portland St.	92 93
198 H	Portland St.	98 77

RPI S	Opponent	Score
213 A	Idaho St.	70 95
213 H	Idaho St.	80 76
241 A	Montana St.	80 64
241 H	Montana St.	70 61
266 A	Weber St.	67 72
266 H	Weber St.	71 65
280 H	Utah Valley St.	75 59
297 N	Mississippi Val.	81 57
312 A	UC Riverside	77 67

LAST 10 Division I GAMES:

17 N	Boston College	56 69	198 A	Portland St.	92 93
27 N	Nevada	87 79	144 A	Eastern Wash.	68 46
132 A	Northern Ariz.	73 60	127 H	Oral Roberts	88 74
144 N	Eastern Wash.	73 71	156 H	Sacramento St.	84 79
132 H	Northern Ariz.	96 83	241 H	Montana St.	70 61

Montana

Montana

Non-Div I Games: Western Ore. 86 57 Western Mont. 110 71

Montana

Average RPI Win:		226	WON-LOST RECORD		WINNING PCT. RANK	LAST 10 GAMES	STRENGTH OF SCHEDULE	OPP. STRENGTH OF SCHEDULE	TEAM RPI	CONF. RPI	
Average RPI Loss:		159									
DIV. I ONLY		13- 14	171		4- 6		276	201	241	17	
DIV. I NON-CONF.		6- 6	151		1- 0		322	277	265	18	
TOTALS		RPI 1-50	RPI 51-100		W-L RECORDS		RPI 101-200		RPI 201+		
13- 14		0- 0	0- 2		OVERALL		5- 10		8- 2		
10- 4		0- 0	0- 1		HOME		4- 2		6- 1		
3- 7		0- 0	0- 1		AWAY		1- 5		2- 1		
0- 3		0- 0	0- 0		NEUTRAL		0- 3		0- 0		
6- 6		0- 0	0- 0		NON-CONFERENCE		1- 5		5- 1		
5- 1		0- 0	0- 0		HOME		1- 0		4- 1		
1- 2		0- 0	0- 0		AWAY		0- 2		1- 0		
0- 3		0- 0	0- 0		NEUTRAL		0- 3		0- 0		
7- 8		0- 0	0- 2		CONFERENCE		4- 5		3- 1		
5- 3		0- 0	0- 1		HOME		3- 2		2- 0		
2- 5		0- 0	0- 1		AWAY		1- 3		1- 1		
0- 0		0- 0	0- 0		NEUTRAL		0- 0		0- 0		
RPI S Opponent		Score	RPI S Opponent		Score	RPI S Opponent		Score	RPI S Opponent		
57 A Montana		61 70	57 H Montana		64 80	132 A Northern Ari z.		72 78	213 A Idaho St.		
						132 H Northern Ari z.		73 82	213 H Idaho St.		
						134 N Ill. -Chi cago		64 69	222 H North Dakota St.		
						144 A Eastern Wash.		53 87	239 H Portland		
						144 H Eastern Wash.		82 70	266 A Weber St.		
						156 A Sacramento St.		78 75	266 H Weber St.		
						156 H Sacramento St.		75 70	271 H San Jose St.		
						156 H Sacramento St.		70 71	276 H South Dakota St.		
						173 N Wyomi ng		67 80	302 H Idaho		
						175 A Denver		66 69	328 A Northern Colo.		
						175 H Denver		84 76			
						186 A Wi s. -Green Bay		73 75			
						191 N Lamar		82 92			
						198 A Portl and St.		59 82			
						198 H Portl and St.		69 68			
LAST 10 Divisi on I GAMES:											
156 H Sacramento St.		70 71	132 H Northern Ari z.		73 82	57 A Montana		61 70			
156 H Sacramento St.		75 70	266 A Weber St.		56 67	213 A Idaho St.		98 87			
144 A Eastern Wash.		53 87	198 A Portl and St.		59 82	198 H Portl and St.		69 68			
302 H Idaho		79 69									

Non-Div I Games: Al as. Fairbanks 62 65 Wayl and Baptist 84 60 Carroll (Mont.) 78 75 Montana St.

Montana St.

Montana St.

Average RPI Win: 273
Average RPI Loss: 181

WON-LOST
RECORD

WINNING
PCT. RANK

LAST 10
GAMES

STRENGTH OF
SCHEDULE

OPP. STRENGTH
OF SCHEDULE

TEAM
RPI

CONF.
RPI

DIV. I ONLY	3- 23	323	2- 8	266	251	321	21
DIV. I NON-CONF.	0- 6	323	0- 1	284	245	331	20

TOTALS	RPI 1-50	RPI 51-100	W-L RECORDS	RPI 101-200	RPI 201+
3- 23	0- 1	0- 2	OVERALL	1- 11	2- 9
1- 10	0- 0	0- 1	HOME	0- 5	1- 4
2- 13	0- 1	0- 1	AWAY	1- 6	1- 5
0- 0	0- 0	0- 0	NEUTRAL	0- 0	0- 0
0- 6	0- 1	0- 0	NON-CONFERENCE	0- 2	0- 3
0- 1	0- 0	0- 0	HOME	0- 0	0- 1
0- 5	0- 1	0- 0	AWAY	0- 2	0- 2
0- 0	0- 0	0- 0	NEUTRAL	0- 0	0- 0
3- 17	0- 0	0- 2	CONFERENCE	1- 9	2- 6
1- 9	0- 0	0- 1	HOME	0- 5	1- 3
2- 8	0- 0	0- 1	AWAY	1- 4	1- 3
0- 0	0- 0	0- 0	NEUTRAL	0- 0	0- 0

RPI	S	Opponent	Score
4	A	Connecticut	61 129

RPI	S	Opponent	Score
67	A	Murray St.	40 92
67	H	Murray St.	56 71

RPI	S	Opponent	Score
107	A	Samford	52 76
107	H	Samford	64 65
136	A	Tennessee Tech	52 61
136	H	Tennessee Tech	66 69
142	A	Texas Tech	42 76
155	A	Austin Peay	55 66
155	H	Austin Peay	48 80
181	A	Jacksonville St.	68 77
181	H	Jacksonville St.	65 88
184	A	Dayton	41 67
194	A	Eastern Ky.	78 66
194	H	Eastern Ky.	63 65

RPI	S	Opponent	Score
208	A	Tennessee St.	49 76
208	H	Tennessee St.	75 83
224	A	Tenn.-Martin	66 71
224	H	Tenn.-Martin	67 80
226	A	East Tenn. St.	70 82
309	A	Eastern Ill.	65 80
309	H	Eastern Ill.	56 57
313	A	Southeast Mo. St.	60 55
313	H	Southeast Mo. St.	62 59
315	A	Central Mich.	76 87
319	H	Md.-East. Shore	59 65

LAST 10 Division I GAMES:

155	H	Austin Peay	48 80	67	H	Murray St.	56 71
208	H	Tennessee St.	75 83	313	H	Southeast Mo. St.	62 59
315	A	Central Mich.	76 87	194	A	Eastern Ky.	78 66
107	A	Samford	52 76	136	H	Tennessee Tech	66 69
181	A	Jacksonville St.	68 77	309	A	Eastern Ill.	65 80

Morehead St.

Morehead St.

Non-Div I Games: Ky. Christian 123 83

Morehead St.

Loss, Non-Conf, S Site, H Home A Away N Neutral

Average RPI Win: 293

Average RPI Loss: 211

WON-LOST
RECORDWINNING
PCT. RANKLAST 10
GAMESSTRENGTH OF
SCHEDULEOPP. STRENGTH
OF SCHEDULETEAM
RPICONF.
RPI

DIV. I ONLY

4- 26

321

3- 7

288

325

329

30

DIV. I NON-CONF.

0- 11

323

0- 0

84

153

299

29

TOTALS

RPI 1-50

RPI 51-100

W-L RECORDS

RPI 101-200

RPI 201+

4- 26

0- 3

0- 2

OVERALL

0- 3

4- 18

2- 9

0- 1

0- 0

HOME

0- 1

2- 7

2- 14

0- 2

0- 2

AWAY

0- 1

2- 9

0- 3

0- 0

0- 0

NEUTRAL

0- 1

0- 2

0- 11

0- 3

0- 2

NON-CONFERENCE

0- 2

0- 4

0- 2

0- 1

0- 0

HOME

0- 0

0- 1

0- 7

0- 2

0- 2

AWAY

0- 1

0- 2

0- 2

0- 0

0- 0

NEUTRAL

0- 1

0- 1

4- 15

0- 0

0- 0

CONFERENCE

0- 1

4- 14

2- 7

0- 0

0- 0

HOME

0- 1

2- 6

2- 7

0- 0

0- 0

AWAY

0- 0

2- 7

0- 1

0- 0

0- 0

NEUTRAL

0- 0

0- 1

RPI 1-50

RPI	S	Opponent	Score
5	A	Florida	49 92
24	A	Washington	51 118
33	H	George Washington	75 102

RPI 51-100

RPI	S	Opponent	Score
62	A	Seton Hall	46 93
72	A	Miami (Fla.)	51 83

RPI 101-200

RPI	S	Opponent	Score
114	H	Delaware St.	43 52
132	N	Northern Ariz.	51 71
148	A	Virginia Tech	49 77

RPI 201+

Team's RPI: 329

RPI	S	Opponent	Score
215	A	Coppin St.	63 67
216	A	Towson	66 71
218	A	South Carolina St.	44 75
218	H	South Carolina St.	51 60
251	A	Florida A&M	42 75
251	H	Florida A&M	79 87
253	A	Norfolk St.	63 59
253	H	Norfolk St.	53 81
273	A	Bethune-Cookman	41 58
273	H	Bethune-Cookman	81 78
279	N	UNC Greensboro	49 62
281	A	Maine	38 74
284	A	Hampton	48 81
284	H	Hampton	47 80
284	N	Hampton	51 63
299	H	Navy	47 73
319	A	Md.-East. Shore	67 60
319	H	Md.-East. Shore	67 76
324	A	N.C. A&T	42 60
324	H	N.C. A&T	52 56
325	A	Howard	59 72
325	H	Howard	79 75

LAST 10 Division I GAMES:

284	N	Hampton	51 63	324	H	N.C. A&T	52 56
215	A	Coppin St.	63 67	218	H	South Carolina St.	51 60
114	H	Delaware St.	43 52	253	A	Norfolk St.	63 59
325	A	Howard	59 72	284	A	Hampton	48 81
319	A	Md.-East. Shore	67 60	273	H	Bethune-Cookman	81 78

Morgan St.

Morgan St.

Non-Div I Games:

Morgan St.

Loss,
 Non-Conf, S Site,
 H Home
A Away
 N Neutral

Average RPI Win:	245	WON-LOST	WINNING	LAST 10	STRENGTH OF	OPP. STRENGTH	TEAM	CONF.
Average RPI Loss:	168	RECORD	PCT. RANK	GAMES	SCHEDULE	OF SCHEDULE	RPI	RPI

DIV. I ONLY	13- 17	209	6- 4	216	271	230	26
DIV. I NON-CONF.	2- 9	292	0- 0	179	229	282	26

TOTALS	RPI 1-50	RPI 51-100	W-L RECORDS	RPI 101-200	RPI 201+
13- 17	0- 0	0- 2	OVERALL	3- 9	10- 6
7- 6	0- 0	0- 0	HOME	2- 3	5- 3
5- 9	0- 0	0- 1	AWAY	1- 5	4- 3
1- 2	0- 0	0- 1	NEUTRAL	0- 1	1- 0
2- 9	0- 0	0- 2	NON-CONFERENCE	1- 5	1- 2
1- 2	0- 0	0- 0	HOME	1- 1	0- 1
0- 5	0- 0	0- 1	AWAY	0- 3	0- 1
1- 2	0- 0	0- 1	NEUTRAL	0- 1	1- 0
11- 8	0- 0	0- 0	CONFERENCE	2- 4	9- 4
6- 4	0- 0	0- 0	HOME	1- 2	5- 2
5- 4	0- 0	0- 0	AWAY	1- 2	4- 2
0- 0	0- 0	0- 0	NEUTRAL	0- 0	0- 0

RPI S	RPI 1-50	Score	RPI S	RPI 51-100	Score	RPI S	RPI 101-200	Score	RPI S	RPI 201+	Team's RPI: 230
	Opponent			Opponent			Opponent			Opponent	Score
			52 A	Old Domini on	57 80	104 A	La Salle	51 73	203 A	Ameri can	60 80
			66 N	Akron	61 74	118 A	Penn St.	53 65	214 A	Robert Morris	64 62
						135 A	Monmouth	64 54	214 H	Robert Morris	60 59
						135 H	Monmouth	75 69	214 H	Robert Morris	66 67
						141 A	Fai r lei gh	58 69	229 H	Wagner	66 77
							Di cki nson		260 A	Qui nni pi ac	62 68
						141 H	Fai r lei gh	68 71	260 H	Qui nni pi ac	82 78
							Di cki nson		261 A	Sacred Heart	54 57
						148 A	Vi rgi ni a Tech	62 74	261 H	Sacred Heart	78 69
						163 A	Central Conn. St.	58 68	262 H	Lafayette	63 76
						163 H	Central Conn. St.	57 59	270 A	St. Francis (N. Y.)	60 43
						168 N	Chattanooga	74 85	274 A	Long Isl and	73 57
						169 H	Loyol a (Md.)	71 76	274 H	Long Isl and	62 61
						188 H	Bi nghamton	62 53	316 N	Li berty	63 59
									323 A	St. Francis (Pa.)	84 56
									323 H	St. Francis (Pa.)	71 56
LAST 10 Div sion I GAMES:											
			214 H	Robert Morris	66 67	274 H	Long Isl and	62 61			
			229 H	Wagner	66 77	141 A	Fai r lei gh Di cki nson	58 69			
			214 A	Robert Morris	64 62	261 A	Sacred Heart	54 57			
			260 H	Qui nni pi ac	82 78	323 H	St. Francis (Pa.)	71 56			
			135 H	Monmouth	75 69	214 H	Robert Morris	60 59			

Non-Di v I Games:

Mt. St. Mary's

Loss, Non-Conf, S Site, H Home A Away N Neutral

Average RPI Win: 212

Average RPI Loss: 93

WON-LOST
RECORDWINNING
PCT. RANKLAST 10
GAMESSTRENGTH OF
SCHEDULEOPP. STRENGTH
OF SCHEDULETEAM
RPICONF.
RPI

DIV. I ONLY

23- 7

18

8- 2

182

198

67

21

DIV. I NON-CONF.

3- 4

195

1- 1

41

5

106

20

TOTALS

RPI 1-50

RPI 51-100

W-L RECORDS

RPI 101-200

RPI 201+

23- 7

0- 4

0- 0

OVERALL

11- 2

12- 1

13- 1

0- 1

0- 0

HOME

6- 0

7- 0

8- 4

0- 1

0- 0

AWAY

3- 2

5- 1

2- 2

0- 2

0- 0

NEUTRAL

2- 0

0- 0

3- 4

0- 4

0- 0

NON-CONFERENCE

1- 0

2- 0

2- 1

0- 1

0- 0

HOME

1- 0

1- 0

1- 1

0- 1

0- 0

AWAY

0- 0

1- 0

0- 2

0- 2

0- 0

NEUTRAL

0- 0

0- 0

20- 3

0- 0

0- 0

CONFERENCE

10- 2

10- 1

11- 0

0- 0

0- 0

HOME

5- 0

6- 0

7- 3

0- 0

0- 0

AWAY

3- 2

4- 1

2- 0

0- 0

0- 0

NEUTRAL

2- 0

0- 0

RPI 1-50

RPI 51-100

Team's RPI: 67

RPI 101-200

RPI 201+

RPI	S	Opponent	Score
8	N	Tennessee	53 64
14	N	North Carolina	65 69
37	H	Southern Ill.	53 57
43	A	Cincinnati	75 79

RPI	S	Opponent	Score
-----	---	----------	-------

RPI	S	Opponent	Score
107	A	Samford	50 61
107	H	Samford	59 38
107	N	Samford	74 57
134	H	Ill. -Chicago	72 68
136	A	Tennessee Tech	66 70
136	H	Tennessee Tech	55 51
155	A	Austin Peay	69 68
155	H	Austin Peay	67 56
181	A	Jacksonville St.	91 72
181	H	Jacksonville St.	78 72
181	N	Jacksonville St.	69 64
194	A	Eastern Ky.	62 45
194	H	Eastern Ky.	80 51

RPI	S	Opponent	Score
208	A	Tennessee St.	77 52
208	H	Tennessee St.	75 67
221	H	Rice	83 65
224	A	Tenn. -Martin	79 73
224	H	Tenn. -Martin	81 63
224	H	Tenn. -Martin	65 52
257	A	UTSA	89 79
309	A	Eastern Ill.	54 59
309	H	Eastern Ill.	66 65
313	A	Southeast Mo. St.	76 69
313	H	Southeast Mo. St.	81 68
321	A	Morehead St.	71 56
321	H	Morehead St.	92 40

LAST 10 Division I GAMES:

14	N	North Carolina	65 69
107	N	Samford	74 57
181	N	Jacksonville St.	69 64
224	H	Tenn. -Martin	65 52
224	H	Tenn. -Martin	81 63
136	A	Tennessee Tech	66 70
134	H	Ill. -Chicago	72 68
208	A	Tennessee St.	77 52
321	A	Morehead St.	71 56
194	A	Eastern Ky.	62 45

Non-Div I Games: Campbellsville 76 51

Murray St.

Loss, Non-Conf, S Site, H Home A Away N Neutral

Average RPI Win: 280
Average RPI Loss: 211

WON-LOST
RECORD

WINNING
PCT. RANK

LAST 10
GAMES

STRENGTH OF
SCHEDULE

OPP. STRENGTH
OF SCHEDULE

TEAM
RPI

CONF.
RPI

DIV. I ONLY	6- 23	310	3- 7	319	312	324	30
DIV. I NON-CONF.	0- 10	323	0- 0	245	141	326	29

TOTALS	RPI 1-50	RPI 51-100	W-L RECORDS	RPI 101-200	RPI 201+
6- 23	0- 1	0- 1	OVERALL	0- 7	6- 14
4- 6	0- 0	0- 0	HOME	0- 2	4- 4
2- 16	0- 1	0- 1	AWAY	0- 5	2- 9
0- 1	0- 0	0- 0	NEUTRAL	0- 0	0- 1
0- 10	0- 1	0- 1	NON-CONFERENCE	0- 5	0- 3
0- 1	0- 0	0- 0	HOME	0- 1	0- 0
0- 9	0- 1	0- 1	AWAY	0- 4	0- 3
0- 0	0- 0	0- 0	NEUTRAL	0- 0	0- 0
6- 13	0- 0	0- 0	CONFERENCE	0- 2	6- 11
4- 5	0- 0	0- 0	HOME	0- 1	4- 4
2- 7	0- 0	0- 0	AWAY	0- 1	2- 6
0- 1	0- 0	0- 0	NEUTRAL	0- 0	0- 1

RPI S Opponent Score
43 A Cincinnati 69 105

RPI S Opponent Score
72 A Miami (Fla.) 62 87

RPI S Opponent Score
101 A Nebraska 57 107
105 A Hawai i 60 66
114 A Delaware St. 52 56
114 H Delaware St. 45 48
119 A Southern Cal i forni a 38 68
148 A Vi rgi ni a Tech 66 94
193 H Radford 76 83

RPI S Opponent Score Team's RPI: 324
215 A Coppin St. 64 65
215 H Coppin St. 78 71
218 A South Carolina St. 44 51
218 H South Carolina St. 61 62
251 A Florida A&M 73 70
251 H Florida A&M 71 75
253 A Norfolk St. 43 55
253 H Norfolk St. 60 75
273 A Bethune-Cookman 55 69
273 H Bethune-Cookman 69 67
284 A Hampton 65 77
284 H Hampton 65 60
293 A Campbel l 72 93
300 A East Caro. 75 86
314 A Longwood 77 83
319 A Md. -East. Shore 75 77
325 H Howard 50 58
325 N Howard 52 62
329 A Morgan St. 56 52
329 H Morgan St. 60 42

LAST 10 Division I GAMES:

325 N Howard	52	62	329 A Morgan St.	56	52
218 A South Carolina St.	44	51	215 A Coppin St.	64	65
325 H Howard	50	58	251 A Florida A&M	73	70
284 H Hampton	65	60	273 A Bethune-Cookman	55	69
253 H Norfolk St.	60	75	114 H Delaware St.	45	48

Non-Div I Games:

N. C. A&T

Loss, Non-Conf, S Site, H Home A Away N Neutral

Average RPI Win: 294
Average RPI Loss: 164

WON-LOST
RECORD

WINNING
PCT. RANK

LAST 10
GAMES

STRENGTH OF
SCHEDULE

OPP. STRENGTH
OF SCHEDULE

TEAM
RPI

CONF.
RPI

DIV. I ONLY	8- 18	275	2- 8	281	277	299	20
DIV. I NON-CONF.	5- 6	178	0- 0	285	327	254	19

TOTALS	RPI 1-50	RPI 51-100	W-L RECORDS	RPI 101-200	RPI 201+
8- 18	0- 3	0- 2	OVERALL	0- 6	8- 7
4- 8	0- 2	0- 1	HOME	0- 2	4- 3
3- 10	0- 1	0- 1	AWAY	0- 4	3- 4
1- 0	0- 0	0- 0	NEUTRAL	0- 0	1- 0
5- 6	0- 1	0- 2	NON-CONFERENCE	0- 1	5- 2
2- 3	0- 1	0- 1	HOME	0- 0	2- 1
2- 3	0- 0	0- 1	AWAY	0- 1	2- 1
1- 0	0- 0	0- 0	NEUTRAL	0- 0	1- 0
3- 12	0- 2	0- 0	CONFERENCE	0- 5	3- 5
2- 5	0- 1	0- 0	HOME	0- 2	2- 2
1- 7	0- 1	0- 0	AWAY	0- 3	1- 3
0- 0	0- 0	0- 0	NEUTRAL	0- 0	0- 0

RPI S Opponent Score

26	H	Georgetown	49	72
38	A	Bucknell I	47	81
38	H	Bucknell I	52	74

RPI S Opponent Score

55	H	Air Force	55	64
94	A	Penn	73	86

RPI S Opponent Score

110	A	Holy Cross	62	72
110	A	Holy Cross	50	78
110	H	Holy Cross	67	81
149	A	Lehigh	58	65
149	H	Lehigh	49	74
197	A	Yale	70	73

RPI S Opponent Score Team's RPI: 299

203	A	American	48	65
203	H	American	77	68
222	A	Ark.-Little Rock	57	61
262	A	Lafayette	67	80
262	H	Lafayette	89	69
275	A	Brown	73	64
286	A	Colgate	60	63
286	H	Colgate	72	80
297	H	UMBC	82	95
314	H	Longwood	71	65
320	H	Citadel	84	70
322	A	Army	67	62
322	H	Army	73	80
325	N	Howard	82	73
329	A	Morgan St.	73	47

LAST 10 Division I GAMES:

110	A	Holy Cross	50	78	262	H	Lafayette	89	69
286	H	Colgate	72	80	149	H	Lehigh	49	74
203	A	American	48	65	322	A	Army	67	62
286	A	Colgate	60	63	110	H	Holy Cross	67	81
110	A	Holy Cross	62	72	38	A	Bucknell I	47	81

Non-Div I Games: Susquehanna 86 54 Washington (Md.) 106 80

Navy

Loss, Non-Conf, S Site, H Home A Away N Neutral

Average RPI Win: 170
Average RPI Loss: 65

WON-LOST
RECORD

WINNING
PCT. RANK

LAST 10
GAMES

STRENGTH OF
SCHEDULE

OPP. STRENGTH
OF SCHEDULE

TEAM
RPI

CONF.
RPI

DIV. I ONLY

19- 14

116

4- 6

83

82

101

5

DIV. I NON-CONF.

10- 4

68

0- 1

209

263

101

9

TOTALS

RPI 1-50

RPI 51-100

W-L RECORDS

RPI 101-200

RPI 201+

19- 14

3- 8

4- 3

OVERALL

5- 3

7- 0

14- 5

2- 2

2- 1

HOME

3- 2

7- 0

3- 7

0- 5

2- 1

AWAY

1- 1

0- 0

2- 2

1- 1

0- 1

NEUTRAL

1- 0

0- 0

10- 4

1- 3

1- 1

NON-CONFERENCE

1- 0

7- 0

10- 1

1- 1

1- 0

HOME

1- 0

7- 0

0- 2

0- 2

0- 0

AWAY

0- 0

0- 0

0- 1

0- 0

0- 1

NEUTRAL

0- 0

0- 0

9- 10

2- 5

3- 2

CONFERENCE

4- 3

0- 0

4- 4

1- 1

1- 1

HOME

2- 2

0- 0

3- 5

0- 3

2- 1

AWAY

1- 1

0- 0

2- 1

1- 1

0- 0

NEUTRAL

1- 0

0- 0

RPI 1-50

RPI 51-100

RPI 101-200

Team's RPI: 101

RPI 201+

RPI	S	Opponent	Score
10	A	Texas	59 78
20	H	Oklahoma	59 58
20	N	Oklahoma	69 63
30	A	Hofstra	62 73
32	A	Kansas	54 96
32	H	Kansas	48 69
32	N	Kansas	65 79
40	H	Marquette	84 74
41	H	UAB	72 73
44	A	Texas A&M	55 66
46	A	Creighton	44 70

RPI	S	Opponent	Score
68	A	Colorado	59 81
68	H	Colorado	93 77
70	N	Florida St.	60 74
74	H	Louisiana Tech	59 56
95	A	Oklahoma St.	59 57
97	A	Iowa St.	73 63
97	H	Iowa St.	75 88

RPI	S	Opponent	Score
113	A	Kansas St.	57 42
113	H	Kansas St.	64 66
142	H	Texas Tech	64 70
147	A	Missouri	63 64
147	H	Missouri	65 52
147	N	Missouri	71 64
174	H	Baylor	60 45
197	H	Yale	73 64

RPI	S	Opponent	Score
225	H	Chicago St.	76 65
258	H	Alabama A&M	67 60
276	H	South Dakota St.	76 67
313	H	Southeast Mo. St.	69 54
314	H	Longwood	80 65
324	H	N.C. A&T	107 57
328	H	Northern Colo.	60 50

LAST 10 Division I GAMES:

30	A	Hofstra	62 73	113	H	Kansas St.	64 66
32	N	Kansas	65 79	44	A	Texas A&M	55 66
20	N	Oklahoma	69 63	68	H	Colorado	93 77
147	N	Missouri	71 64	142	H	Texas Tech	64 70
147	A	Missouri	63 64	97	A	Iowa St.	73 63

Non-Div I Games:

Nebraska

Loss, Non-Conf, S Site, H Home A Away N Neutral

Average RPI Win: 155
Average RPI Loss: 79

WON-LOST
RECORD

WINNING
PCT. RANK

LAST 10
GAMES

STRENGTH OF
SCHEDULE

OPP. STRENGTH
OF SCHEDULE

TEAM
RPI

CONF.
RPI

DIV. I ONLY
DIV. I NON-CONF.

26- 6
10- 3

10
39

9- 1
1- 1

100
36

93
101

27
23

10
7

TOTALS

RPI 1-50

RPI 51-100

W-L RECORDS

RPI 101-200

RPI 201+

26- 6

1- 1

11- 2

OVERALL

6- 3

8- 0

16- 1

0- 0

6- 1

HOME

5- 0

5- 0

10- 3

1- 0

5- 0

AWAY

1- 3

3- 0

0- 2

0- 1

0- 1

NEUTRAL

0- 0

0- 0

10- 3

1- 1

4- 1

NON-CONFERENCE

2- 1

3- 0

6- 0

0- 0

2- 0

HOME

2- 0

2- 0

4- 1

1- 0

2- 0

AWAY

0- 1

1- 0

0- 2

0- 1

0- 1

NEUTRAL

0- 0

0- 0

16- 3

0- 0

7- 1

CONFERENCE

4- 2

5- 0

10- 1

0- 0

4- 1

HOME

3- 0

3- 0

6- 2

0- 0

3- 0

AWAY

1- 2

2- 0

0- 0

0- 0

0- 0

NEUTRAL

0- 0

0- 0

RPI	S	Opponent	Score
6	N	UCLA	56 67
32	A	Kansas	72 70

RPI	S	Opponent	Score
54	A	Utah St.	75 57
54	H	Utah St.	53 59
54	H	Utah St.	70 63
57	N	Montana	79 87
66	H	Akron	88 61
74	A	Louisiana Tech	65 53
74	H	Louisiana Tech	50 49
87	A	Pacific	77 70
93	A	UNLV	68 61
98	A	New Mexico St.	90 81
98	H	New Mexico St.	85 63
98	H	New Mexico St.	70 59
100	H	Georgia	68 62

LAST 10 Division I GAMES:

57	N	Montana	79 87
54	H	Utah St.	70 63
98	H	New Mexico St.	70 59
302	H	Idaho	68 55
129	H	Fresno St.	74 60

RPI	S	Opponent	Score
105	A	Hawaii	69 73
105	H	Hawaii	73 55
123	A	St. Mary's (Cal.)	80 89
129	A	Fresno St.	77 87
129	H	Fresno St.	74 60
143	H	La.-Lafayette	65 58
156	H	Sacramento St.	82 74
180	A	Boise St.	82 79
180	H	Boise St.	81 67

RPI	S	Opponent	Score
212	A	Vermont	77 62
253	H	Norfolk St.	56 46
271	A	San Jose St.	63 56
271	H	San Jose St.	83 60
296	H	UC Davis	78 51
302	A	Idaho	74 68
302	H	Idaho	70 44
302	H	Idaho	68 55

271	H	San Jose St.	83 60
54	A	Utah St.	75 57
302	A	Idaho	74 68
66	H	Akron	88 61
74	H	Louisiana Tech	50 49

Nevada

Nevada

Non-Div I Games: Seattle Pacific 83 57

Nevada

Loss, Non-Conf, S Site, H Home A Away N Neutral

Average RPI Win:

250

WON-LOST

WINNING

LAST 10

STRENGTH OF

OPP. STRENGTH

TEAM

CONF.

Average RPI Loss:

192

RECORD

PCT. RANK

GAMES

SCHEDULE

OF SCHEDULE

RPI

RPI

DIV. I ONLY

12- 17

229

5- 5

261

274

248

28

DIV. I NON-CONF.

3- 8

261

0- 0

228

234

277

24

TOTALS

RPI 1-50

RPI 51-100

W-L RECORDS

RPI 101-200

RPI 201+

12- 17

0- 1

0- 1

OVERALL

2- 5

10- 10

7- 4

0- 0

0- 0

HOME

1- 1

6- 3

4- 11

0- 1

0- 1

AWAY

1- 3

3- 6

1- 2

0- 0

0- 0

NEUTRAL

0- 1

1- 1

3- 8

0- 1

0- 1

NON-CONFERENCE

0- 2

3- 4

2- 1

0- 0

0- 0

HOME

0- 0

2- 1

1- 6

0- 1

0- 1

AWAY

0- 2

1- 2

0- 1

0- 0

0- 0

NEUTRAL

0- 0

0- 1

9- 9

0- 0

0- 0

CONFERENCE

2- 3

7- 6

5- 3

0- 0

0- 0

HOME

1- 1

4- 2

3- 5

0- 0

0- 0

AWAY

1- 1

2- 4

1- 1

0- 0

0- 0

NEUTRAL

0- 1

1- 0

RPI 1-50

RPI	S	Opponent	Score
4	A	Connecticut	44 86

RPI 51-100

RPI	S	Opponent	Score
51	A	North Carolina St.	62 81

RPI 101-200

RPI	S	Opponent	Score
106	A	Providence	51 75
116	A	Albany (N. Y.)	75 72
116	H	Albany (N. Y.)	78 71
116	N	Albany (N. Y.)	54 67
118	A	Penn St.	51 75
188	A	Binghamton	46 57
188	H	Binghamton	49 62

RPI 201+

Team's RPI: 248

RPI	S	Opponent	Score
209	A	Boston U.	46 67
209	H	Boston U.	63 54
210	A	Harvard	50 71
212	A	Vermont	53 58
212	H	Vermont	56 64
214	H	Robert Morris	71 65
260	N	Quinnipiac	62 64
268	A	Hartford	56 69
268	H	Hartford	77 69
268	N	Hartford	66 62
274	H	Long Island	56 59
281	A	Maine	56 59
281	H	Maine	53 67
286	A	Colgate	60 52
289	A	Columbia	61 64
297	A	UMBC	72 58
297	H	UMBC	68 65
310	A	Stony Brook	54 50
310	H	Stony Brook	59 51
311	H	Dartmouth	71 59

LAST 10 Division I GAMES:

116	N	Albany (N. Y.)	54 67	268	A	Hartford	56 69
268	N	Hartford	66 62	188	A	Binghamton	46 57
116	H	Albany (N. Y.)	78 71	297	H	UMBC	68 65
281	A	Maine	56 59	209	H	Boston U.	63 54
310	H	Stony Brook	59 51	212	H	Vermont	56 64

Non-Div I Games:

New Hampshire

Average RPI Win: 186			WON-LOST RECORD		WINNING PCT. RANK		LAST 10 GAMES		STRENGTH OF SCHEDULE		OPP. STRENGTH OF SCHEDULE		TEAM RPI		CONF. RPI	
DIV. I ONLY			17- 13		120		5- 5		129		115		124		9	
DIV. I NON-CONF.			9- 4		76		0- 0		197		192		100		11	
TOTALS			RPI 1-50		RPI 51-100		W-L RECORDS		RPI 101-200		RPI 201+					
17- 13			0- 1		4- 8		OVERALL		7- 4		6- 0					
15- 2			0- 0		4- 2		HOME		6- 0		5- 0					
2- 9			0- 0		0- 5		AWAY		1- 4		1- 0					
0- 2			0- 1		0- 1		NEUTRAL		0- 0		0- 0					
9- 4			0- 1		2- 1		NON-CONFERENCE		3- 2		4- 0					
9- 0			0- 0		2- 0		HOME		3- 0		4- 0					
0- 3			0- 0		0- 1		AWAY		0- 2		0- 0					
0- 1			0- 1		0- 0		NEUTRAL		0- 0		0- 0					
8- 9			0- 0		2- 7		CONFERENCE		4- 2		2- 0					
6- 2			0- 0		2- 2		HOME		3- 0		1- 0					
2- 6			0- 0		0- 4		AWAY		1- 2		1- 0					
0- 1			0- 0		0- 1		NEUTRAL		0- 0		0- 0					

RPI 1-50			RPI 51-100			RPI 101-200			Team's RPI: 124			RPI 201+			
RPI	S	Opponent	Score	RPI	S	Opponent	Score	RPI	S	Opponent	Score	RPI	S	Opponent	Score
24	N	Washi ngton	71 81	55	A	Ai r Force	46 51	113	A	Kansas St.	56 68	218	H	South Carol i na St.	56 47
				55	H	Ai r Force	62 59	139	A	San Di ego	56 63	288	A	TCU	53 42
				61	A	San Di ego St.	69 75	146	H	Oregon	68 61	288	H	TCU	56 54
				61	H	San Di ego St.	66 73	151	H	Mi ssi ssi ppi	95 42	301	H	Al corn St.	87 75
				71	A	Brigham Young	68 76	153	A	Col orado St.	80 78	304	H	Southern Utah	62 48
				71	H	Brigham Young	71 77	153	H	Col orado St.	83 75	311	H	Dartmouth	66 60
				77	H	UTEP	76 72	165	A	Utah	49 64				
				93	A	UNLV	56 67	165	H	Utah	64 53				
				93	H	UNLV	47 39	173	A	Wyomi ng	70 77				
				93	N	UNLV	64 65	173	H	Wyomi ng	47 45				
				98	A	New Mexi co St.	61 67	196	H	Texas-Arl ington	63 51				
				98	H	New Mexi co St.	71 68								
LAST 10 Di v si on I GAMES:															
				93	N	UNLV	64 65	173	H	Wyomi ng	47 45				
				71	A	Bri gham Young	68 76	288	A	TCU	53 42				
				93	H	UNLV	47 39	153	A	Col orado St.	80 78				
				61	H	San Di ego St.	66 73	165	H	Utah	64 53				
				55	A	Ai r Force	46 51	71	H	Bri gham Young	71 77				

Non-Div I Games:

New Mexico

■ Loss,
 ■ Non-Conf, S Site,
 ■ Home
 ■ Away
 N Neutral

Average RPI Win: 169

Average RPI Loss: 92

WON-LOST
RECORDWINNING
PCT. RANKLAST 10
GAMESSTRENGTH OF
SCHEDULEOPP. STRENGTH
OF SCHEDULETEAM
RPICONF.
RPI

DIV. I ONLY

15- 14

151

7- 3

74

98

98

10

DIV. I NON-CONF.

4- 7

217

1- 0

59

97

153

7

TOTALS

RPI 1-50

RPI 51-100

W-L RECORDS

RPI 101-200

RPI 201+

15- 14

0- 4

4- 3

OVERALL

5- 7

6- 0

9- 4

0- 1

2- 1

HOME

4- 2

3- 0

4- 10

0- 3

2- 2

AWAY

0- 5

2- 0

2- 0

0- 0

0- 0

NEUTRAL

1- 0

1- 0

4- 7

0- 1

1- 2

NON-CONFERENCE

1- 4

2- 0

2- 3

0- 0

0- 1

HOME

1- 2

1- 0

1- 4

0- 1

1- 1

AWAY

0- 2

0- 0

1- 0

0- 0

0- 0

NEUTRAL

0- 0

1- 0

11- 7

0- 3

3- 1

CONFERENCE

4- 3

4- 0

7- 1

0- 1

2- 0

HOME

3- 0

2- 0

3- 6

0- 2

1- 1

AWAY

0- 3

2- 0

1- 0

0- 0

0- 0

NEUTRAL

1- 0

0- 0

RPI 1-50

RPI 51-100

Team's RPI: 98

RPI 101-200

RPI 201+

RPI	S	Opponent	Score
6	A	UCLA	70 83
27	A	Nevada	63 85
27	A	Nevada	59 70
27	H	Nevada	81 90

RPI	S	Opponent	Score
54	A	Utah St.	83 77
54	H	Utah St.	93 86
74	A	Louisiana Tech	61 66
74	H	Louisiana Tech	64 60
77	A	UTEP	67 80
77	H	UTEP	55 64
87	A	Pacific	79 69

RPI	S	Opponent	Score
105	A	Hawaii	56 61
105	H	Hawaii	87 84
105	N	Hawaii	58 57
111	H	Sam Houston St.	77 78
124	A	New Mexico	68 71
124	H	New Mexico	67 61
129	A	Fresno St.	72 75
129	H	Fresno St.	73 70
142	H	Texas Tech	63 69
180	A	Boise St.	63 73
180	H	Boise St.	73 68
185	A	San Francisco	64 74

RPI	S	Opponent	Score
225	N	Chicago St.	78 63
257	H	UTSA	74 72
271	A	San Jose St.	81 75
271	H	San Jose St.	66 61
302	A	Idaho	62 52
302	H	Idaho	66 50

LAST 10 Division I GAMES:

27	A	Nevada	59 70	271	H	San Jose St.	66 61
105	N	Hawaii	58 57	87	A	Pacific	79 69
105	A	Hawaii	56 61	180	H	Boise St.	73 68
302	H	Idaho	66 50	54	A	Utah St.	83 77
74	H	Louisiana Tech	64 60	27	A	Nevada	63 85

Non-Div I Games: Western N.M. 83 51

New Mexico St.

Loss, Non-Conf, S Site, H Home A Away N Neutral

Average RPI Win:	222	WON-LOST	WINNING	LAST 10	STRENGTH OF	OPP. STRENGTH	TEAM	CONF.
Average RPI Loss:	129	RECORD	PCT. RANK	GAMES	SCHEDULE	OF SCHEDULE	RPI	RPI

DIV. I ONLY	8- 19	282	5- 5	165	133	255	18
DIV. I NON-CONF.	1- 9	312	0- 1	177	28	294	16

TOTALS	RPI 1-50	RPI 51-100	W-L RECORDS	RPI 101-200	RPI 201+
8- 19	0- 2	0- 6	OVERALL	1- 7	7- 4
6- 3	0- 0	0- 1	HOME	1- 1	5- 1
1- 13	0- 2	0- 3	AWAY	0- 6	1- 2
1- 3	0- 0	0- 2	NEUTRAL	0- 0	1- 1
1- 9	0- 2	0- 2	NON-CONFERENCE	0- 3	1- 2
1- 0	0- 0	0- 0	HOME	0- 0	1- 0
0- 7	0- 2	0- 1	AWAY	0- 3	0- 1
0- 2	0- 0	0- 1	NEUTRAL	0- 0	0- 1
7- 10	0- 0	0- 4	CONFERENCE	1- 4	6- 2
5- 3	0- 0	0- 1	HOME	1- 1	4- 1
1- 6	0- 0	0- 2	AWAY	0- 3	1- 1
1- 1	0- 0	0- 1	NEUTRAL	0- 0	1- 0

RPI	S	Opponent	Score
7	A	LSU	53 94
32	A	Kansas	56 73

RPI	S	Opponent	Score
58	A	Western Ky.	57 72
58	N	Western Ky.	61 80
65	A	South Ala.	71 81
65	H	South Ala.	57 60
69	A	Vanderbilt	72 78
74	N	Louisiana Tech	64 76

RPI	S	Opponent	Score
108	A	Mississippi St.	59 67
117	A	Middle Tenn.	65 86
143	A	La. -Lafayette	53 60
143	H	La. -Lafayette	69 76
175	A	Denver	48 67
175	H	Denver	64 54
179	A	Purdue	56 68
181	A	Jacksonville St.	74 79

RPI	S	Opponent	Score
204	A	North Texas	72 69
204	H	North Texas	75 74
217	H	Tulane	50 49
217	N	Tulane	66 77
222	H	Ark. -Little Rock	69 60
231	H	Arkansas St.	62 58
244	A	Troy	58 62
244	H	Troy	79 75
246	A	Southern Miss.	78 83
277	H	Florida Int'l	52 61
277	N	Florida Int'l	76 56

LAST 10 Division I GAMES:

58	N	Western Ky.	61 80	143	H	La. -Lafayette	69 76
277	N	Florida Int'l	76 56	65	A	South Ala.	71 81
231	H	Arkansas St.	62 58	244	A	Troy	58 62
222	H	Ark. -Little Rock	69 60	204	H	North Texas	75 74
181	A	Jacksonville St.	74 79	175	H	Denver	64 54

Non-Div I Games: Southeastern Okl 93 75

Belhaven

103 69

New Orleans

Loss, Non-Conf, S Site, H Home A Away N Neutral

Average RPI Win:	206	WON-LOST	WINNING	LAST 10	STRENGTH OF	OPP. STRENGTH	TEAM	CONF.
Average RPI Loss:	129	RECORD	PCT. RANK	GAMES	SCHEDULE	OF SCHEDULE	RPI	RPI

DIV. I ONLY	11- 18	251	4- 6	147	171	201	13
DIV. I NON-CONF.	3- 6	229	0- 1	136	270	214	14

TOTALS	RPI 1-50	RPI 51-100	W-L RECORDS	RPI 101-200	RPI 201+
11- 18	0- 1	1- 5	OVERALL	3- 9	7- 3
6- 6	0- 1	0- 2	HOME	2- 3	4- 0
3- 10	0- 0	1- 2	AWAY	1- 6	1- 2
2- 2	0- 0	0- 1	NEUTRAL	0- 0	2- 1
3- 6	0- 1	0- 1	NON-CONFERENCE	1- 3	2- 1
1- 2	0- 1	0- 0	HOME	0- 1	1- 0
1- 3	0- 0	0- 1	AWAY	1- 2	0- 0
1- 1	0- 0	0- 0	NEUTRAL	0- 0	1- 1
8- 12	0- 0	1- 4	CONFERENCE	2- 6	5- 2
5- 4	0- 0	0- 2	HOME	2- 2	3- 0
2- 7	0- 0	1- 1	AWAY	0- 4	1- 2
1- 1	0- 0	0- 1	NEUTRAL	0- 0	1- 0

RPI 1-50				RPI 51-100				RPI 101-200				RPI 201+				Team's RPI : 201	
RPI	S	Opponent	Score	RPI	S	Opponent	Score	RPI	S	Opponent	Score	RPI	S	Opponent	Score		
38	H	Bucknel I	63 66	63	A	Iona	55 73	102	A	Mari st	71 89	228	A	Fai rfi el d	64 68		
				63	H	Iona	69 71	102	H	Mari st	88 82	228	H	Fai rfi el d	78 73		
				63	N	Iona	54 80	121	A	Si ena	92 98	228	N	Fai rfi el d	84 77		
				75	A	Manhattan	67 51	121	H	Si ena	75 76	234	N	Appal achi an St.	79 70		
				75	H	Manhattan	81 82	122	A	St. Peter' s	59 79	243	A	Ri der	70 78		
				90	A	Notre Dame	59 80	122	H	St. Peter' s	84 87	243	H	Ri der	84 70		
								131	H	Buffal o	59 68	244	N	Troy	71 87		
								138	A	St. John' s (N. Y.)	61 67	252	A	Can i si us	93 84		
								169	A	Loyol a (Md.)	70 82	252	H	Can i si us	79 72		
								169	H	Loyol a (Md.)	75 72	290	H	St. Bonaventure	101 88		
								182	A	Val parai so	82 88						
								188	A	Bi nghamton	71 56						
LAST 10 Div I GAMES:																	
				63	N	Iona	54 80	75	H	Manhattan	81 82						
				228	N	Fai rfi el d	84 77	102	H	Mari st	88 82						
				121	A	Si ena	92 98	252	H	Can i si us	79 72						
				102	A	Mari st	71 89	228	A	Fai rfi el d	64 68						
				182	A	Val parai so	82 88	75	A	Manhattan	67 51						

Non-Div I Games:

Niagara

Loss,
Non-Conf, S Site,
H Home
A Away
N Neutral

Average RPI Win:

261

WON-LOST

WINNING

LAST 10

STRENGTH OF

OPP. STRENGTH

TEAM

CONF.

Average RPI Loss:

164

RECORD

PCT. RANK

GAMES

SCHEDULE

OF SCHEDULE

RPI

RPI

DIV. I ONLY

8- 18

275

2- 8

285

212

294

22

DIV. I NON-CONF.

3- 7

251

0- 0

216

109

253

21

TOTALS

RPI 1-50

RPI 51-100

W-L RECORDS

RPI 101-200

RPI 201+

8- 18

0- 2

0- 2

OVERALL

2- 9

6- 5

6- 4

0- 0

0- 1

HOME

2- 2

4- 1

2- 13

0- 2

0- 1

AWAY

0- 6

2- 4

0- 1

0- 0

0- 0

NEUTRAL

0- 1

0- 0

3- 7

0- 2

0- 1

NON-CONFERENCE

0- 3

3- 1

2- 0

0- 0

0- 0

HOME

0- 0

2- 0

1- 6

0- 2

0- 1

AWAY

0- 2

1- 1

0- 1

0- 0

0- 0

NEUTRAL

0- 1

0- 0

5- 11

0- 0

0- 1

CONFERENCE

2- 6

3- 4

4- 4

0- 0

0- 1

HOME

2- 2

2- 1

1- 7

0- 0

0- 0

AWAY

0- 4

1- 3

0- 0

0- 0

0- 0

NEUTRAL




0- 0




0- 0

RPI 1-50

RPI S Opponent

Score



7   LSU 57  104



34   Indiana 65  99

RPI 51-100

RPI S Opponent

Score

59  Northwestern St. 70  79

60  Maryland 56  88

RPI 101-200

RPI S Opponent

Score

111  Sam Houston St. 80 73

118  Penn St. 56  93

140  Lipscomb 71  73

151  Mississippi 43  69

187  Southeastern La. 76  84

187  Southeastern La. 73 66

191  Lamar 87  103

191  Lamar 81  89

196  Texas-Arlington 54  82

196  Texas-Arlington 63  78



199  McNeese St. 59  64



RPI 201+


Team's RPI: 294


RPI S Opponent



Score



204  North Texas 82  98



240  Stephen F. Austin 69  83


240  Stephen F. Austin 77 71


247  Jackson St. 93 87


257  UTSA 50  67


259  La.-Monroe 59  78

259  La.-Monroe 59  74


319  Md.-East. Shore 71 69



326  Centenary (La.) 89 80



327  Texas St. 69 66



327  Texas St. 86 67



LAST 10 Division I GAMES:



327  Texas St. 86 67


191  Lamar 87  103



196  Texas-Arlington 63  78



259  La.-Monroe 59  74



59  Northwestern St. 70  79

240  Stephen F. Austin 69  83

327  Texas St. 69 66

257  UTSA 50  67

187  Southeastern La. 76  84

191  Lamar 81  89

Nicholls St.

Nicholls St.

Non-Div I Games: Ky. Christian 102 70

Nicholls St.

Average RPI Win: 297

Average RPI Loss: 153

WON-LOST
RECORDWINNING
PCT. RANKLAST 10
GAMESSTRENGTH OF
SCHEDULEOPP. STRENGTH
OF SCHEDULETEAM
RPICONF.
RPI

DIV. I ONLY

13- 18

226

5- 5

277

306

253

30

DIV. I NON-CONF.

1- 9

312

0- 0

18

61

217

29

TOTALS

RPI 1-50

RPI 51-100

W-L RECORDS

RPI 101-200

RPI 201+

13- 18

0- 5

0- 0

OVERALL

0- 6

13- 7

6- 4

0- 0

0- 0

HOME

0- 1

6- 3

5- 10

0- 4

0- 0

AWAY

0- 3

5- 3

2- 4

0- 1

0- 0

NEUTRAL

0- 2

2- 1

1- 9

0- 5

0- 0

NON-CONFERENCE

0- 4

1- 0

1- 0

0- 0

0- 0

HOME

0- 0

1- 0

0- 6

0- 4

0- 0

AWAY

0- 2

0- 0

0- 3

0- 1

0- 0

NEUTRAL

0- 2

0- 0

12- 9

0- 0

0- 0

CONFERENCE

0- 2

12- 7

5- 4

0- 0

0- 0

HOME

0- 1

5- 3

5- 4

0- 0

0- 0

AWAY

0- 1

5- 3

2- 1

0- 0

0- 0

NEUTRAL

0- 0

2- 1

RPI 1-50

RPI 51-100

RPI 101-200

RPI 201+

Team's RPI: 253

RPI	S	Opponent	Score
9	A	Ohio St.	59 92
27	A	Nevada	46 56
33	A	George Washington	69 80
39	N	Wisconsin	51 80
46	A	Creighton	47 63

RPI	S	Opponent	Score
-----	---	----------	-------

RPI	S	Opponent	Score
114	A	Delaware St.	50 59
114	H	Delaware St.	54 57
129	A	Fresno St.	70 89
133	N	Fordham	53 72
190	A	UCF	47 63
194	N	Eastern Ky.	60 67

RPI	S	Opponent	Score
215	A	Coppin St.	65 75
215	H	Coppin St.	54 58
215	N	Coppin St.	79 67
216	H	Towson	78 49
218	A	South Carolina St.	52 72
218	H	South Carolina St.	44 56
251	A	Florida A&M	64 76
273	H	Bethune-Cookman	80 66
284	A	Hampton	57 43
284	H	Hampton	52 51
284	N	Hampton	56 73
319	A	Md. -East. Shore	67 59
319	H	Md. -East. Shore	74 62
319	N	Md. -East. Shore	73 71
324	A	N. C. A&T	75 60
324	H	N. C. A&T	55 43
325	A	Howard	65 64
325	H	Howard	82 79
329	A	Morgan St.	81 53
329	H	Morgan St.	59 63

LAST 10 Division I GAMES:

284	N	Hampton	56 73	324	A	N. C. A&T	75 60
215	N	Coppin St.	79 67	114	A	Delaware St.	50 59
319	N	Md. -East. Shore	73 71	284	H	Hampton	52 51
273	H	Bethune-Cookman	80 66	329	H	Morgan St.	59 63
218	A	South Carolina St.	52 72	215	H	Coppin St.	54 58

Non-Div I Games:

Norfolk St.

Loss,
 Non-Conf, S Site,
 H Home
A Away
 N Neutral

Average RPI Win: 103
Average RPI Loss: 43

WON-LOST
RECORD

WINNING
PCT. RANK

LAST 10
GAMES

STRENGTH OF
SCHEDULE

OPP. STRENGTH
OF SCHEDULE

TEAM
RPI

CONF.
RPI

DIV. I ONLY	23- 8	27	8- 2	9	21	14	4
DIV. I NON-CONF.	10- 3	39	1- 1	38	58	21	4

TOTALS	RPI 1-50	RPI 51-100	W-L RECORDS	RPI 101-200	RPI 201+
23- 8	3- 5	12- 2	OVERALL	5- 1	3- 0
13- 4	1- 3	5- 1	HOME	4- 0	3- 0
8- 2	2- 0	5- 1	AWAY	1- 1	0- 0
2- 2	0- 2	2- 0	NEUTRAL	0- 0	0- 0
10- 3	2- 2	2- 0	NON-CONFERENCE	3- 1	3- 0
8- 1	1- 1	1- 0	HOME	3- 0	3- 0
1- 1	1- 0	0- 0	AWAY	0- 1	0- 0
1- 1	0- 1	1- 0	NEUTRAL	0- 0	0- 0
13- 5	1- 3	10- 2	CONFERENCE	2- 0	0- 0
5- 3	0- 2	4- 1	HOME	1- 0	0- 0
7- 1	1- 0	5- 1	AWAY	1- 0	0- 0
1- 1	0- 1	1- 0	NEUTRAL	0- 0	0- 0

RPI S Opponent Score

1 A Duke 83 76

1 H Duke 83 87

15 N George Mason 60 65

16 H Illinois 64 68

17 H Boston College 74 81

17 N Boston College 82 85

21 H Arizona 86 69

29 A Kentucky 83 79

RPI S Opponent Score

51 A North Carolina St. 95 71

51 H North Carolina St. 82 69

60 A Maryland 77 62

60 H Maryland 81 57

67 N Murray St. 69 65

70 A Florida St. 81 80

72 A Miami (Fla.) 80 70

72 H Miami (Fla.) 70 81

79 H Clemson 76 61

86 A Virginia 68 72

86 H Virginia 99 54

86 N Virginia 79 67

89 A Wake Forest 83 72

92 H Davidson 82 58

LAST 10 Division I GAMES:

15 N George Mason 60 65

67 N Murray St. 69 65

17 N Boston College 82 85

86 N Virginia 79 67

1 A Duke 83 76

86 H Virginia 99 54

60 H Maryland 81 57

51 A North Carolina St. 95 71

89 A Wake Forest 83 72

162 H Georgia Tech 82 75

RPI S Opponent Score

219 H UC Santa Barb. 83 66

242 H UNC Asheville 89 47

245 H Cleveland St. 112 55

North Carolina

North Carolina

Non-Div I Games:

North Carolina

Loss, Non-Conf, S Site, H Home A Away N Neutral

Average RPI Win:	147	WON-LOST	WINNING	LAST 10	STRENGTH OF	OPP. STRENGTH	TEAM	CONF.
Average RPI Loss:	47	RECORD	PCT. RANK	GAMES	SCHEDULE	OF SCHEDULE	RPI	RPI

DIV. I ONLY	22- 10	45	4- 6	66	55	51	4
DIV. I NON-CONF.	12- 3	27	1- 1	147	161	55	4

TOTALS	RPI 1-50	RPI 51-100	W-L RECORDS	RPI 101-200	RPI 201+
22- 10	3- 6	9- 3	OVERALL	2- 1	8- 0
15- 3	1- 2	5- 1	HOME	1- 0	8- 0
5- 5	2- 3	2- 1	AWAY	1- 1	0- 0
2- 2	0- 1	2- 1	NEUTRAL	0- 0	0- 0
12- 3	2- 2	2- 1	NON-CONFERENCE	0- 0	8- 0
9- 1	1- 0	0- 1	HOME	0- 0	8- 0
1- 1	1- 1	0- 0	AWAY	0- 0	0- 0
2- 1	0- 1	2- 0	NEUTRAL	0- 0	0- 0
10- 7	1- 4	7- 2	CONFERENCE	2- 1	0- 0
6- 2	0- 2	5- 0	HOME	1- 0	0- 0
4- 4	1- 2	2- 1	AWAY	1- 1	0- 0
0- 1	0- 0	0- 1	NEUTRAL	0- 0	0- 0

RPI 1-50			RPI 51-100			RPI 101-200			RPI 201+		
RPI	S	Opponent	Score	RPI	S	Opponent	Score	RPI	S	Opponent	Score
1	A	Duke	68 81	56	N	Cal i forni a	58 52	148	A	Vi rgi ni a Tech	70 64
10	N	Texas	54 75	60	H	Maryl and	62 58	162	A	Georgi a Tech	68 71
12	A	Iowa	42 45	62	H	Seton Hal l	65 83	162	H	Georgi a Tech	87 78
14	A	North Carol ina	69 82	70	H	Fl ori da St.	86 64				
14	H	North Carol ina	71 95	72	A	Mi ami (Fl a.)	86 77				
17	A	Boston Col lege	78 60	72	H	Mi ami (Fl a.)	81 69				
17	H	Boston Col lege	72 74	79	A	Cl emson	94 85				
33	H	George Washi ngton	79 58	86	H	Vi rgi ni a	66 64				
50	A	Al abama	68 64	89	A	Wake Forest	63 76				
				89	H	Wake Forest	92 82				
				89	N	Wake Forest	71 82				
				90	N	Notre Dame	61 48				
LAST 10 Div sion I GAMES:											
10	N	Texas	54 75	14	H	North Carol ina	71 95				
56	N	Cal i forni a	58 52	148	A	Vi rgi ni a Tech	70 64				
89	N	Wake Forest	71 82	70	H	Fl ori da St.	86 64				
89	A	Wake Forest	63 76	162	A	Georgi a Tech	68 71				
17	H	Boston Col lege	72 74	72	A	Mi ami (Fl a.)	86 77				

North Carolina St.

North Carolina St.

Non-Div I Games:

North Carolina St.

Loss,
Non-Conf, S Site,
H Home
A Away
N Neutral

Average RPI Win: 234
Average RPI Loss: 197

WON-LOST
RECORD

WINNING
PCT. RANK

LAST 10
GAMES

STRENGTH OF
SCHEDULE

OPP. STRENGTH
OF SCHEDULE

TEAM
RPI

CONF.
RPI

DIV. I ONLY
DIV. I NON-CONF.

12- 12
9- 9

157
151

3- 4
2- 1

314
279

229
219

222
207

32
32

TOTALS

RPI 1-50

RPI 51-100

W-L RECORDS

RPI 101-200

RPI 201+

12- 12

1- 0

0- 2

OVERALL

2- 4

9- 6

8- 1

0- 0

0- 1

HOME

1- 0

7- 0

2- 11

1- 0

0- 1

AWAY

0- 4

1- 6

2- 0

0- 0

0- 0

NEUTRAL

1- 0

1- 0

9- 9

1- 0

0- 2

NON-CONFERENCE

2- 4

6- 3

5- 1

0- 0

0- 1

HOME

1- 0

4- 0

2- 8

1- 0

0- 1

AWAY

0- 4

1- 3

2- 0

0- 0

0- 0

NEUTRAL

1- 0

1- 0

3- 3

0- 0

0- 0

CONFERENCE

0- 0

3- 3

3- 0

0- 0

0- 0

HOME

0- 0

3- 0

0- 3

0- 0

0- 0

AWAY

0- 0

0- 3

0- 0

0- 0

0- 0

NEUTRAL

0- 0

0- 0

RPI 1-50

RPI S Opponent Score
39 A Wisconsin 62 55

RPI 51-100

RPI S Opponent Score
75 H Manhattan 62 76
83 A Minnesota 57 70

RPI 101-200

RPI S Opponent Score
113 A Kansas St. 56 82
126 N Northern Ill. 57 56
153 A Colorado St. 62 79
175 H Denver 79 66
176 A Drake 68 69
186 A Wisconsin-Green Bay 55 60

RPI 201+

Team's RPI: 222

RPI S Opponent Score
213 A Idaho St. 87 91
213 H Idaho St. 86 69
220 A Furman 61 73
241 A Montana St. 76 75
265 H UMKC 87 63
276 A South Dakota St. 65 67
276 H South Dakota St. 86 56
280 A Utah Valley St. 65 67
280 H Utah Valley St. 61 52
291 A IPFW 64 72
291 H IPFW 71 59
297 N Mississippi Val. 83 63
302 A Idaho 71 76
302 H Idaho 71 64
305 H Eastern Mich. 87 65

LAST 10 Division I GAMES:

291 A IPFW 64 72
276 A South Dakota St. 65 67
291 H IPFW 71 59
220 A Furman 61 73
302 H Idaho 71 64
39 A Wisconsin 62 55
280 A Utah Valley St. 65 67
265 H UMKC 87 63
276 H South Dakota St. 86 56
280 H Utah Valley St. 61 52

Non-Div I Games: Hamline

90 74

Mayville St.

93 67

Mary

94 57

Jamestown

North Dakota St. 71 34

Loss, Non-Conf, S Site, H Home A Away N Neutral

Average RPI Win: 302
Average RPI Loss: 222

WON-LOST
RECORD

WINNING
PCT. RANK

LAST 10
GAMES

STRENGTH OF
SCHEDULE

OPP. STRENGTH
OF SCHEDULE

TEAM
RPI

CONF.
RPI

DIV. I ONLY
DIV. I NON-CONF.

4- 22
2- 21

318
320

1- 9
0- 9

324
291

330
332

332
330

32
32

TOTALS

RPI 1-50

RPI 51-100

W-L RECORDS

RPI 101-200

RPI 201+

4- 22

0- 0

0- 0

OVERALL

0- 9

4- 13

4- 7

0- 0

0- 0

HOME

0- 3

4- 4

0- 14

0- 0

0- 0

AWAY

0- 6

0- 8

0- 1

0- 0

0- 0

NEUTRAL

0- 0

0- 1

2- 21

0- 0

0- 0

NON-CONFERENCE

0- 9

2- 12

2- 7

0- 0

0- 0

HOME

0- 3

2- 4

0- 13

0- 0

0- 0

AWAY

0- 6

0- 7

0- 1

0- 0

0- 0

NEUTRAL

0- 0

0- 1

2- 1

0- 0

0- 0

CONFERENCE

0- 0

2- 1

2- 0

0- 0

0- 0

HOME

0- 0

2- 0

0- 1

0- 0

0- 0

AWAY

0- 0

0- 1

0- 0

0- 0

0- 0

NEUTRAL

0- 0

0- 0

RPI 1-50

RPI S

Opponent

Score

RPI 51-100

RPI S

Opponent

Score

RPI 101-200

RPI S

Opponent

Score

RPI 201+

RPI S

Opponent

Team's RPI: 332

Score

115 A Bel mont 54 90
115 H Bel mont 72 78
140 A Li pscomb 65 75
140 H Li pscomb 67 75
159 A Gardner-Webb 68 69
159 H Gardner-Webb 67 71
188 A Bi nghamton 64 71
189 A Col . of Charleston 63 85
190 A UCF 57 69

211 A Fla. Atlantic 75 77
211 H Fla. Atlantic 53 74
226 A East Tenn. St. 71 86
226 H East Tenn. St. 83 99
250 A Kennesaw St. 76 78
250 H Kennesaw St. 72 68
267 A Stetson 40 52
267 H Stetson 77 81
277 A Florida Int'l 57 71
293 A Campbel I 75 93
293 H Campbel I 95 84
306 A Mercer 71 77
306 H Mercer 71 77
318 N Western Ill. 52 58
331 A Jacksonville 71 88
331 H Jacksonville 90 78
333 H Savannah St. 81 62

LAST 10 Division I GAMES:

211 H Fla. Atlantic 53 74
306 H Mercer 71 77
267 H Stetson 77 81
277 A Florida Int'l 57 71
115 A Bel mont 54 90
140 A Li pscomb 65 75
226 H East Tenn. St. 83 99
250 H Kennesaw St. 72 68
159 A Gardner-Webb 68 69
293 A Campbel I 75 93

North Fla.

North Fla.

Non-Div I Games: Concordia (N.Y.) 81 71 North Greenville 77 62

North Fla.

Loss, Non-Conf, S Site, H Home A Away N Neutral

Average RPI Win: 232
Average RPI Loss: 134

WON-LOST
RECORD

WINNING
PCT. RANK

LAST 10
GAMES

STRENGTH OF
SCHEDULE

OPP. STRENGTH
OF SCHEDULE

TEAM
RPI

CONF.
RPI

DIV. I ONLY
DIV. I NON-CONF.

11- 14
5- 4

204
131

2- 8
1- 0

195
183

195
228

204
144

18
16

TOTALS

RPI 1-50

RPI 51-100

W-L RECORDS

RPI 101-200

RPI 201+

11- 14

0- 3

0- 3

OVERALL

3- 4

8- 4

8- 4

0- 1

0- 1

HOME

3- 1

5- 1

3- 9

0- 2

0- 2

AWAY

0- 3

3- 2

0- 1

0- 0

0- 0

NEUTRAL

0- 0

0- 1

5- 4

0- 3

0- 0

NON-CONFERENCE

1- 1

4- 0

4- 1

0- 1

0- 0

HOME

1- 0

3- 0

1- 3

0- 2

0- 0

AWAY

0- 1

1- 0

0- 0

0- 0

0- 0

NEUTRAL

0- 0

0- 0

6- 10

0- 0

0- 3

CONFERENCE

2- 3

4- 4

4- 3

0- 0

0- 1

HOME

2- 1

2- 1

2- 6

0- 0

0- 2

AWAY

0- 2

2- 2

0- 1

0- 0

0- 0

NEUTRAL

0- 0

0- 1

RPI 1-50

RPI 51-100

RPI 101-200

RPI 201+

Team's RPI: 204

RPI	S	Opponent	Score
31	A	UNC Wilmington	52 70
44	A	Texas A&M	70 72
49	H	Houston	84 92

RPI	S	Opponent	Score
58	A	Western Ky.	71 97
65	A	South Ala.	79 99
65	H	South Ala.	67 89

RPI	S	Opponent	Score
117	H	Middle Tenn.	60 62
143	A	La.-Lafayette	58 77
143	H	La.-Lafayette	86 79
168	H	Chattanooga	83 76
175	A	Denver	73 79
175	H	Denver	72 70
177	A	Arizona St.	67 83

RPI	S	Opponent	Score
206	A	Tulsa	67 61
222	A	Ark.-Little Rock	60 69
222	N	Ark.-Little Rock	55 72
231	A	Arkansas St.	82 79
240	H	Stephen F. Austin	81 75
244	A	Troy	81 69
244	H	Troy	84 77
255	A	New Orleans	74 75
255	H	New Orleans	69 72
277	H	Florida Int'l	90 81
294	H	Nicholls St.	98 82
330	H	Tex.-Pan American	84 45

LAST 10 Division I GAMES:

222	N	Ark.-Little Rock	55 72	58	A	Western Ky.	71 97
65	A	South Ala.	79 99	117	H	Middle Tenn.	60 62
244	A	Troy	81 69	255	A	New Orleans	74 75
175	A	Denver	73 79	143	A	La.-Lafayette	58 77
330	H	Tex.-Pan American	84 45	65	H	South Ala.	67 89

Non-Div I Games: Angelo St.

111 65

Hardin-Simmons 85 48

Tex. Permian Bas101 62

North Texas

Loss, Non-Conf, S Site, H Home A Away N Neutral

Average RPI Win:	221	WON-LOST	WINNING	LAST 10	STRENGTH OF	OPP. STRENGTH	TEAM	CONF.
Average RPI Loss:	115	RECORD	PCT. RANK	GAMES	SCHEDULE	OF SCHEDULE	RPI	RPI

DIV. I ONLY	18- 11	81	5- 5	212	174	132	17
DIV. I NON-CONF.	5- 8	210	0- 2	305	193	275	18

TOTALS	RPI 1-50	RPI 51-100	W-L RECORDS	RPI 101-200	RPI 201+
18- 11	0- 1	1- 4	OVERALL	7- 5	10- 1
10- 3	0- 0	1- 1	HOME	4- 1	5- 1
6- 6	0- 1	0- 2	AWAY	2- 3	4- 0
2- 2	0- 0	0- 1	NEUTRAL	1- 1	1- 0
5- 8	0- 1	0- 2	NON-CONFERENCE	1- 4	4- 1
2- 2	0- 0	0- 0	HOME	0- 1	2- 1
1- 4	0- 1	0- 1	AWAY	0- 2	1- 0
2- 2	0- 0	0- 1	NEUTRAL	1- 1	1- 0
13- 3	0- 0	1- 2	CONFERENCE	6- 1	6- 0
8- 1	0- 0	1- 1	HOME	4- 0	3- 0
5- 2	0- 0	0- 1	AWAY	2- 1	3- 0
0- 0	0- 0	0- 0	NEUTRAL	0- 0	0- 0

RPI S	Opponent	Score
21 A	Ari zona	66 75

RPI S	Opponent	Score
55 N	Air Force	49 62
57 A	Montana	83 96
57 H	Montana	83 80
57 H	Montana	60 73
58 A	Western Ky.	58 79

RPI S	Opponent	Score
114 H	Del aware St.	53 58
144 A	Eastern Wash.	61 73
144 H	Eastern Wash.	105 95
156 A	Sacramento St.	92 72
156 H	Sacramento St.	89 83
156 H	Sacramento St.	98 83
175 A	Denver	63 78
177 A	Ari zona St.	55 72
185 N	San Francisco	70 66
196 N	Texas-Arlington	59 68
198 A	Portland St.	65 63
198 H	Portland St.	86 77

RPI S	Opponent	Score
206 H	Tul sa	58 63
213 A	Idaho St.	85 81
213 H	Idaho St.	88 80
241 A	Montana St.	82 73
241 H	Montana St.	78 72
266 A	Weber St.	88 82
266 H	Weber St.	77 69
296 H	UC Davi s	78 50
328 A	Northern Colo.	88 78
328 H	Northern Colo.	63 52
329 N	Morgan St.	71 51

LAST 10 Division I GAMES:

114 H	Del aware St.	53 58	58 A	Western Ky.	58 79
57 H	Montana	60 73	241 A	Montana St.	82 73
156 H	Sacramento St.	98 83	266 H	Weber St.	77 69
57 A	Montana	83 96	213 H	Idaho St.	88 80
156 A	Sacramento St.	92 72	144 A	Eastern Wash.	61 73

Non-Div I Games: Paci fic Lutheran 96 59 Cal Mari time 97 47 Johnson & Wales 100 52

Northern Ariz.

Average RPI Win:

309

WON-LOST

WINNING

LAST 10

STRENGTH OF

OPP. STRENGTH

TEAM

CONF.

Average RPI Loss:

178

RECORD

PCT. RANK

GAMES

SCHEDULE

OF SCHEDULE

RPI

RPI

DIV. I ONLY

3- 24

325

2- 7

233

281

328

32

DIV. I NON-CONF.

1- 17

322

0- 1

135

220

302

32

TOTALS

RPI 1-50

RPI 51-100

W-L RECORDS

RPI 101-200

RPI 201+

3- 24

0- 1

0- 2

OVERALL

0- 14

3- 7

3- 7

0- 0

0- 0

HOME

0- 5

3- 2

0- 14

0- 1

0- 2

AWAY

0- 8

0- 3

0- 3

0- 0

0- 0

NEUTRAL

0- 1

0- 2

1- 17

0- 1

0- 2

NON-CONFERENCE

0- 12

1- 2

1- 5

0- 0

0- 0

HOME

0- 4

1- 1

0- 10

0- 1

0- 2

AWAY

0- 7

0- 0

0- 2

0- 0

0- 0

NEUTRAL

0- 1

0- 1

2- 7

0- 0

0- 0

CONFERENCE

0- 2

2- 5

2- 2

0- 0

0- 0

HOME

0- 1

2- 1

0- 4

0- 0

0- 0

AWAY

0- 1

0- 3

0- 1

0- 0

0- 0

NEUTRAL

0- 0

0- 1

RPI 1-50

RPI S Opponent

Score

RPI 51-100

RPI S Opponent

Score

RPI 101-200

RPI S Opponent

Score

RPI 201+

RPI S Opponent

Team's RPI: 328

Score

32 A Kansas 62 85

55 A Air Force 48 73

56 A California 59 83

101 A Nebraska 50 60

109 A Northwestern 47 82

127 H Oral Roberts 66 79

132 A Northern Ariz. 52 63

132 H Northern Ariz. 78 88

140 N Lipscomb 60 72

150 A Loyola Marymount 63 76

153 H Colorado St. 57 70

170 A Oregon St. 52 70

173 A Wyoming 70 83

175 A Denver 80 85

175 H Denver 73 79

200 A Tex. A&M-Corp. 56 99

Chris

200 H Tex. A&M-Corp. 66 72

Chris

241 H Montana St. 69 83

276 N South Dakota St. 59 61

280 A Utah Valley St. 65 71

280 H Utah Valley St. 61 75

283 N Cal St. Northridge 73 82

291 H IPFW 79 61

296 A UC Davis 73 86

305 H Eastern Mich. 76 70

330 A Tex. -Pan American 63 74

330 H Tex. -Pan American 86 49

LAST 10 Division I GAMES:

280 H Utah Valley St. 61 75

291 H IPFW 79 61

175 A Denver 80 85

296 A UC Davis 73 86

330 H Tex. -Pan American 86 49

200 H Tex. A&M-Corp. 66 72

Chris

280 A Utah Valley St. 65 71

200 A Tex. A&M-Corp. 56 99

Chris

Northern Colo.

Northern Colo.

Non-Div I Games: Colorado Col. 80 35 UC-Colo. Spgs. 90 66

Northern Colo.

Loss, Non-Conf, S Site, H Home A Away N Neutral

330	A	Tex. -Pan American	63	74
175	H	Denver	73	79

N
o
r
t
h
e
r
n
C
o
l
o
.

N
o
r
t
h
e
r
n
C
o
l
o
.

Average RPI Win:	214	WON-LOST	WINNING	LAST 10	STRENGTH OF	OPP. STRENGTH	TEAM	CONF.
Average RPI Loss:	99	RECORD	PCT. RANK	GAMES	SCHEDULE	OF SCHEDULE	RPI	RPI

DIV. I ONLY	16- 11	104	6- 4	177	172	126	16
DIV. I NON-CONF.	4- 4	151	0- 1	141	81	140	17

TOTALS	RPI 1-50	RPI 51-100	W-L RECORDS	RPI 101-200	RPI 201+
16- 11	0- 1	2- 6	OVERALL	6- 3	8- 1
9- 3	0- 0	2- 2	HOME	4- 1	3- 0
6- 6	0- 1	0- 4	AWAY	2- 1	4- 0
1- 2	0- 0	0- 0	NEUTRAL	0- 1	1- 1
4- 4	0- 1	1- 1	NON-CONFERENCE	2- 1	1- 1
3- 0	0- 0	1- 0	HOME	2- 0	0- 0
0- 3	0- 1	0- 1	AWAY	0- 1	0- 0
1- 1	0- 0	0- 0	NEUTRAL	0- 0	1- 1
12- 7	0- 0	1- 5	CONFERENCE	4- 2	7- 0
6- 3	0- 0	1- 2	HOME	2- 1	3- 0
6- 3	0- 0	0- 3	AWAY	2- 0	4- 0
0- 1	0- 0	0- 0	NEUTRAL	0- 1	0- 0

RPI S	RPI 1-50	Opponent	Score	RPI S	RPI 51-100	Opponent	Score	RPI S	RPI 101-200	Team's RPI: 126	Opponent	Score	RPI S	RPI 201+	Opponent	Score
22	A	Missouri St.	51 87	53	A	Kent St.	55 67	113	H		Kansas St.	75 70	222	N	North Dakota St.	56 57
				53	H	Kent St.	61 72	131	H		Buffalo	84 82	254	A	Ball St.	78 73
				66	A	Akron	73 86	134	A		Ill. -Chicago	54 55	254	H	Ball St.	73 67
				73	A	Winthrop	97 98	145	A		Tol edo	73 69	256	A	Bowling Green	75 74
				85	H	Miami (Ohio)	56 58	145	H		Tol edo	66 67	271	N	San Jose St.	80 78
				91	H	DePaul	77 68	145	N		Tol edo	77 78	305	A	Eastern Mich.	67 55
				96	A	Ohio	67 78	178	H		Wright St.	62 42	305	H	Eastern Mich.	94 61
				96	H	Ohio	64 59	195	A		Western Mich.	74 59	315	A	Central Mich.	49 43
								195	H		Western Mich.	86 60	315	H	Central Mich.	80 70
LAST 10 Division I GAMES:																
				145	N	Tol edo	77 78	73	A		Winthrop	97 98				
				195	A	Western Mich.	74 59	53	A		Kent St.	55 67				
				254	A	Ball St.	78 73	96	A		Ohio	67 78				
				305	H	Eastern Mich.	94 61	195	H		Western Mich.	86 60				
				315	H	Central Mich.	80 70	254	H		Ball St.	73 67				

Non-Div I Games: Aurora 102 61

Northern Ill.

Northwestern

Through Games Of Final 2006

Average RPI Win: 141
Average RPI Loss: 59

WON-LOST
RECORD

WINNING
PCT. RANK

LAST 10
GAMES

STRENGTH OF
SCHEDULE

OPP. STRENGTH
OF SCHEDULE

TEAM
RPI

CONF.
RPI

DIV. I ONLY
DIV. I NON-CONF.

13- 15
7- 4

184
91

4- 6
1- 0

49
140

28
148

109
99

2
3

TOTALS

RPI 1-50

RPI 51-100

W-L RECORDS

RPI 101-200

RPI 201+

13- 15

2- 9

4- 2

OVERALL

4- 4

3- 0

8- 5

2- 3

1- 0

HOME

2- 2

3- 0

3- 8

0- 5

2- 2

AWAY

1- 1

0- 0

2- 2

0- 1

1- 0

NEUTRAL

1- 1

0- 0

7- 4

0- 1

2- 2

NON-CONFERENCE

2- 1

3- 0

4- 1

0- 0

0- 0

HOME

1- 1

3- 0

1- 2

0- 0

1- 2

AWAY

0- 0

0- 0

2- 1

0- 1

1- 0

NEUTRAL

1- 0

0- 0

6- 11

2- 8

2- 0

CONFERENCE

2- 3

0- 0

4- 4

2- 3

1- 0

HOME

1- 1

0- 0

2- 6

0- 5

1- 0

AWAY

1- 1

0- 0

0- 1

0- 0

0- 0

NEUTRAL

0- 1

0- 0

RPI 1-50

RPI S Opponent

Score

9 A Ohio St. 52 61
9 H Ohio St. 53 56
12 H Iowa 51 48
16 A Illinois 47 63
16 H Illinois 47 58
23 H Michigan St. 66 77
31 N UNC Wilmington 48 56
34 A Indiana 63 72
39 A Wisconsin 52 68
39 H Wisconsin 62 51
42 A Michigan 51 68

RPI 51-100

RPI S Opponent

Score

62 A Seton Hall 44 42
83 A Minnesota 57 49
83 H Minnesota 57 53
86 A Virginia 57 72
91 A DePaul 49 59
99 N Charlotte 61 47

RPI 101-200

Team's RPI: 109

RPI S Opponent

Score

114 H Delaware St. 61 54
118 A Penn St. 55 68
118 H Penn St. 61 65
118 N Penn St. 42 60
134 H Ill. -Chicago 62 71
149 N Lehigh 61 59
179 A Purdue 78 76
179 H Purdue 66 53

RPI 201+

RPI S Opponent

Score

211 H Fla. Atlantic 69 59
291 H IUPFW 73 49
328 H Northern Colo. 82 47

LAST 10 Division I GAMES:

118 N Penn St. 42 60
83 H Minnesota 57 53
9 H Ohio St. 53 56
118 A Penn St. 55 68
39 H Wisconsin 62 51
9 A Ohio St. 52 61
16 A Illinois 47 63
291 H IUPFW 73 49
12 H Iowa 51 48
23 H Michigan St. 66 77

Northwestern

Northwestern

Non-Div I Games: DePaul

69 36

Northwestern

Loss, Non-Conf, S Site, H Home A Away N Neutral

Average RPI Win: 207		WON-LOST RECORD		WINNING PCT. RANK		LAST 10 GAMES		STRENGTH OF SCHEDULE		OPP. STRENGTH OF SCHEDULE		TEAM RPI		CONF. RPI	
DIV. I ONLY		23- 8		27		8- 2		174		164		59		22	
DIV. I NON-CONF.		5- 7		198		1- 2		78		10		130		21	
TOTALS		RPI 1-50		RPI 51-100		W-L RECORDS		RPI 101-200		RPI 201+					
23- 8		1- 3		1- 2		OVERALL		11- 3		10- 0					
11- 0		0- 0		0- 0		HOME		7- 0		4- 0					
10- 6		0- 2		1- 1		AWAY		3- 3		6- 0					
2- 2		1- 1		0- 1		NEUTRAL		1- 0		0- 0					
5- 7		1- 3		1- 2		NON-CONFERENCE		2- 2		1- 0					
0- 0		0- 0		0- 0		HOME		0- 0		0- 0					
3- 5		0- 2		1- 1		AWAY		1- 2		1- 0					
2- 2		1- 1		0- 1		NEUTRAL		1- 0		0- 0					
18- 1		0- 0		0- 0		CONFERENCE		9- 1		9- 0					
11- 0		0- 0		0- 0		HOME		7- 0		4- 0					
7- 1		0- 0		0- 0		AWAY		2- 1		5- 0					
0- 0		0- 0		0- 0		NEUTRAL		0- 0		0- 0					

RPI 1-50		RPI 51-100		Team's RPI: 59		RPI 101-200		RPI 201+			
RPI S	Opponent	Score	RPI S	Opponent	Score	RPI S	Opponent	Score	RPI S	Opponent	Score
12 N	Iowa	64 63	54 A	Utah St.	63 66	105 A	Hawai i	76 80	240 A	Stephen F. Austin	72 66
19 A	Wichi ta St.	55 57	95 A	Okl ahoma St.	68 64	108 A	Mi ssi ssi ppi St.	76 75	257 A	UTSA	85 64
28 N	West Vi rgi ni a	54 67	97 N	Iowa St.	77 81	111 A	Sam Houston St.	73 80	257 H	UTSA	70 59
44 A	Texas A&M	61 73				111 H	Sam Houston St.	77 68	257 H	UTSA	75 61
						111 H	Sam Houston St.	95 87	259 A	La. -Monroe	81 68
						147 A	Mi ssouri	72 81	259 H	La. -Monroe	81 65
						170 N	Oregon St.	72 61	294 A	Ni chol ls St.	79 70
						187 A	Southeastern La.	60 58	326 A	Centenary (La.)	76 74
						187 H	Southeastern La.	70 60	327 A	Texas St.	76 71
						191 H	Lamar	80 67	327 H	Texas St.	89 71
						191 H	Lamar	80 66			
						196 A	Texas-Arl ington	79 67			
						196 H	Texas-Arl ington	82 79			
						199 H	McNeese St.	97 79			

LAST 10 Div		si on I GAMES:			
28 N	West Vi rgi ni a	54 67	257 A	UTSA	85 64
12 N	Iowa	64 63	327 A	Texas St.	76 71
111 H	Sam Houston St.	95 87	199 H	McNeese St.	97 79
191 H	Lamar	80 66	191 H	Lamar	80 67
257 H	UTSA	75 61	54 A	Utah St.	63 66

Northwestern St.

Northwestern St.

Average RPI Win:		160	WON-LOST RECORD		WINNING PCT. RANK	LAST 10 GAMES		STRENGTH OF SCHEDULE	OPP. STRENGTH OF SCHEDULE	TEAM RPI	CONF. RPI	
DIV. I ONLY		16- 14	141		6- 4		58	18	90	3		
DIV. I NON-CONF.		10- 3	39		1- 1		157	92	65	2		
<hr/>												
TOTALS		RPI 1-50		RPI 51-100		W-L RECORDS		RPI 101-200		RPI 201+		
16- 14		2- 11		4- 3		OVERALL		3- 0		6- 0		
12- 5		1- 5		3- 0		HOME		2- 0		5- 0		
4- 7		1- 5		1- 2		AWAY		1- 0		1- 0		
0- 2		0- 1		0- 1		NEUTRAL		0- 0		0- 0		
10- 3		2- 2		1- 1		NON-CONFERENCE		1- 0		5- 0		
8- 1		1- 1		1- 0		HOME		1- 0		4- 0		
2- 1		1- 1		0- 0		AWAY		0- 0		1- 0		
0- 1		0- 0		0- 1		NEUTRAL		0- 0		0- 0		
6- 11		0- 9		3- 2		CONFERENCE		2- 0		1- 0		
4- 4		0- 4		2- 0		HOME		1- 0		1- 0		
2- 6		0- 4		1- 2		AWAY		1- 0		0- 0		
0- 1		0- 1		0- 0		NEUTRAL		0- 0		0- 0		
<hr/>												
RPI 1-50		RPI 51-100		Team's RPI: 90		RPI 101-200		RPI 201+				
RPI	S	Opponent	Score	RPI	S	Opponent	Score	RPI	S	Opponent	Score	
2	H	Villanova	70 72	51	N	North Carolina St.	48 61	106	A	Providence	82 75	
4	A	Connecticut	74 75	62	A	Seton Hall	102 91	106	H	Providence	92 77	
13	A	Pittsburgh	97 100	64	A	Louisville	86 89	133	H	Fordham	85 49	
18	H	Syracuse	82 88	69	H	Vanderbilt	79 69			201	H Niagara	80 59
26	H	Georgetown	82 85	76	H	Rutgers	90 63			237	H South Fla.	62 55
26	N	Georgetown	63 67	91	A	DePaul	67 73			262	H Lafayette	84 66
28	A	West Virginia	70 71	91	H	DePaul	66 61			277	H Florida Int'l	81 47
30	H	Hofstra	69 50							287	H Wofford	74 71
40	A	Marquette	65 67							289	H Columbia	75 68
40	H	Marquette	72 80							291	A IPFW	65 63
42	A	Michigan	84 87									
42	H	Michigan	67 71									
50	A	Alabama	78 71									
<hr/>												
LAST 10 Division I GAMES:												
42	A	Michigan	84 87	40	H	Marquette	72 80					
69	H	Vanderbilt	79 69	4	A	Connecticut	74 75					
26	N	Georgetown	63 67	62	A	Seton Hall	102 91					
91	H	DePaul	66 61	237	H	South Fla.	62 55					
106	A	Providence	82 75	76	H	Rutgers	90 63					

Non-Div I Games:

Notre Dame

Notre Dame

Notre Dame

Average RPI Win:	262	WON-LOST	WINNING	LAST 10	STRENGTH OF	OPP. STRENGTH	TEAM	CONF.
Average RPI Loss:	165	RECORD	PCT. RANK	GAMES	SCHEDULE	OF SCHEDULE	RPI	RPI

DIV. I ONLY	9- 18	266	4- 6	272	263	285	29
DIV. I NON-CONF.	3- 7	251	0- 0	150	67	222	28

TOTALS	RPI 1-50	RPI 51-100	W-L RECORDS	RPI 101-200	RPI 201+
9- 18	0- 2	0- 1	OVERALL	2- 10	7- 5
4- 7	0- 0	0- 1	HOME	1- 3	3- 3
4- 9	0- 2	0- 0	AWAY	0- 5	4- 2
1- 2	0- 0	0- 0	NEUTRAL	1- 2	0- 0
3- 7	0- 2	0- 1	NON-CONFERENCE	1- 4	2- 0
1- 2	0- 0	0- 1	HOME	0- 1	1- 0
1- 4	0- 2	0- 0	AWAY	0- 2	1- 0
1- 1	0- 0	0- 0	NEUTRAL	1- 1	0- 0
6- 11	0- 0	0- 0	CONFERENCE	1- 6	5- 5
3- 5	0- 0	0- 0	HOME	1- 2	2- 3
3- 5	0- 0	0- 0	AWAY	0- 3	3- 2
0- 1	0- 0	0- 0	NEUTRAL	0- 1	0- 0

RPI S	Opponent	Score
40	A Marquette	69 90
47	A Wis.-Milwaukee	60 83

RPI S	Opponent	Score
85	H Miami (Ohio)	66 78

RPI S	Opponent	Score
103	H St. Louis	59 66
116	N Albany (N.Y.)	73 90
122	N St. Peter's	72 69
127	A Oral Roberts	63 74
127	H Oral Roberts	53 90
145	A Toledo	61 64
147	A Missouri	58 74
158	A IUPUI	72 87
158	H IUPUI	81 82
158	N IUPUI	63 69
182	A Valparaiso	64 95
182	H Valparaiso	95 89

RPI S	Opponent	Score
225	A Chicago St.	80 91
225	H Chicago St.	89 76
256	A Bowling Green	76 66
265	A UMKC	91 93
265	H UMKC	81 84
304	A Southern Utah	78 75
304	H Southern Utah	73 76
308	H Duquesne	77 53
318	A Western Ill.	76 64
318	H Western Ill.	68 64
326	A Centenary (La.)	86 76
326	H Centenary (La.)	66 75

LAST 10 Division I Games:

158	N IUPUI	63 69	127	H Oral Roberts	53 90
225	A Chicago St.	80 91	158	A IUPUI	72 87
304	A Southern Utah	78 75	318	H Western Ill.	68 64
326	A Centenary (La.)	86 76	182	H Valparaiso	95 89
265	H UMKC	81 84	326	H Centenary (La.)	66 75

Non-Div I Games: Spring Arbor 90 74 Notre Dame (Ohio) 102 74

Oakland

Average RPI Win: 195
Average RPI Loss: 84

WON-LOST
RECORD

WINNING
PCT. RANK

LAST 10
GAMES

STRENGTH OF
SCHEDULE

OPP. STRENGTH
OF SCHEDULE

TEAM
RPI

CONF.
RPI

DIV. I ONLY	18- 11	81	5- 5	144	153	96	16
DIV. I NON-CONF.	6- 2	51	1- 0	143	78	64	17

TOTALS	RPI 1-50	RPI 51-100	W-L RECORDS	RPI 101-200	RPI 201+
18- 11	0- 2	2- 6	OVERALL	8- 3	8- 0
12- 2	0- 0	1- 2	HOME	5- 0	6- 0
5- 7	0- 1	0- 3	AWAY	3- 3	2- 0
1- 2	0- 1	1- 1	NEUTRAL	0- 0	0- 0
6- 2	0- 2	0- 0	NON-CONFERENCE	4- 0	2- 0
4- 0	0- 0	0- 0	HOME	2- 0	2- 0
2- 1	0- 1	0- 0	AWAY	2- 0	0- 0
0- 1	0- 1	0- 0	NEUTRAL	0- 0	0- 0
12- 9	0- 0	2- 6	CONFERENCE	4- 3	6- 0
8- 2	0- 0	1- 2	HOME	3- 0	4- 0
3- 6	0- 0	0- 3	AWAY	1- 3	2- 0
1- 1	0- 0	1- 1	NEUTRAL	0- 0	0- 0

RPI 1-50				RPI 51-100				Team's RPI: 96				RPI 101-200				RPI 201+			
RPI	S	Opponent	Score	RPI	S	Opponent	Score	RPI	S	Opponent	Score	RPI	S	Opponent	Score	RPI	S	Opponent	Score
29	N	Kentucky	63 71	53	A	Kent St.	58 78	102	A	Mari st	69 63	203	H	Ameri can	81 50				
43	A	Ci nci nnati	58 86	53	H	Kent St.	60 73	107	H	Samford	64 52	254	H	Ball St.	71 60				
				53	N	Kent St.	59 72	126	A	Northern Ill.	59 64	256	A	Bowl ing Green	93 90				
				66	A	Akron	61 76	126	H	Northern Ill.	78 67	256	H	Bowl ing Green	85 48				
				66	H	Akron	66 63	131	A	Buffalo	51 70	305	A	Eastern Mich.	75 63				
				85	A	Mi ami (Ohi o)	54 65	131	H	Buffalo	85 72	315	H	Central Mich.	76 44				
				85	H	Mi ami (Ohi o)	59 73	145	A	Tol edo	71 68	315	H	Central Mich.	82 53				
				85	N	Mi ami (Ohi o)	73 58	152	A	Rhode Isl and	71 63	323	H	St. Francis (Pa.)	77 61				
								171	H	Detroit	56 55								
								195	A	Western Mi ch.	62 65								
								195	H	Western Mi ch.	87 55								
LAST 10 Division I GAMES:																			
				53	N	Kent St.	59 72	66	A	Akron	61 76								
				85	N	Mi ami (Ohi o)	73 58	131	H	Buffalo	85 72								
				315	H	Central Mich.	82 53	107	H	Samford	64 52								
				256	H	Bowl ing Green	85 48	85	A	Mi ami (Ohi o)	54 65								
				53	A	Kent St.	58 78	195	A	Western Mi ch.	62 65								

Non-Div I Games: Shippensburg 73 57

Ohio

O
h
i
o
s
t
.

Ohio St.				Through Games Of Final 2006							
Average RPI Win: 111		WON-LOST	WINNING	LAST 10	STRENGTH OF	OPP. STRENGTH	TEAM				
Average RPI Loss: 24		RECORD	PCT. RANK	GAMES	SCHEDULE	OF SCHEDULE	RPI				
DIV. I ONLY		26- 6	10	8- 2	29	22	9				
DIV. I NON-CONF.		12- 1	5	1- 1	60	113	9				
CONF. RPI											
TOTALS		RPI 1-50	RPI 51-100	W-L RECORDS	RPI 101-200	RPI 201+					
26- 6		8- 6	4- 0	OVERALL	10- 0	4- 0					
16- 1		4- 1	2- 0	HOME	6- 0	4- 0					
6- 3		3- 3	0- 0	AWAY	3- 0	0- 0					
4- 2		1- 2	2- 0	NEUTRAL	1- 0	0- 0					
12- 1		2- 1	3- 0	NON-CONFERENCE	3- 0	4- 0					
9- 0		1- 0	1- 0	HOME	3- 0	4- 0					
1- 0		1- 0	0- 0	AWAY	0- 0	0- 0					
2- 1		0- 1	2- 0	NEUTRAL	0- 0	0- 0					
14- 5		6- 5	1- 0	CONFERENCE	7- 0	0- 0					
7- 1		3- 1	1- 0	HOME	3- 0	0- 0					
5- 3		2- 3	0- 0	AWAY	3- 0	0- 0					
2- 1		1- 1	0- 0	NEUTRAL	1- 0	0- 0					
RPI 1-50		Team's RPI: 9	RPI 51-100		RPI 101-200		RPI 201+				
RPI	S	Opponent	Score	RPI	S	Opponent	Score	RPI	S	Opponent	Score
7	H	LSU	78 76	78	H	Butler	79 69	109	A	Northwestern	56 53
12	A	Iowa	62 67	83	H	Minnesota	67 53	109	H	Northwestern	61 52
12	N	Iowa	60 67	92	N	Davidson	70 62	115	H	Belmont	85 75
16	H	Illinois	69 53	97	N	Iowa St.	70 67	118	A	Penn St.	75 64
23	A	Michigan St.	79 68					118	H	Penn St.	104 69
23	H	Michigan St.	59 62					118	N	Penn St.	63 56
26	N	Georgetown	52 70					148	H	Virginia Tech	69 56
34	A	Indiana	79 81					159	H	Gardner-Webb	87 58
34	N	Indiana	52 51					179	A	Purdue	80 64
39	A	Wisconsin	73 78					179	H	Purdue	76 57
39	H	Wisconsin	77 67								
42	A	Michigan	94 85								
42	H	Michigan	64 54								
48	A	St. Joseph's	81 74								
				LAST 10 Division I GAMES:							
			26 N Georgetown	52 70	179 H Purdue		76 57				
			92 N Davidson	70 62	109 A Northwestern		56 53				
			12 N Iowa	60 67	42 H Michigan		64 54				
			34 N Indiana	52 51	23 A Michigan St.		79 68				
			118 N Penn St.	63 56	109 H Northwestern		61 52				

O
h
i
o
s
t
.

Non-Div I Games:

Ohio St.

Average RPI Win: 127
Average RPI Loss: 60

WON-LOST
RECORD

WINNING
PCT. RANK

LAST 10
GAMES

STRENGTH OF
SCHEDULE

OPP. STRENGTH
OF SCHEDULE

TEAM
RPI

CONF.
RPI

DIV. I ONLY
DIV. I NON-CONF.

20- 9
9- 3

44
51

6- 4
0- 1

26
26

57
107

20
20

5
9

TOTALS

RPI 1-50

RPI 51-100

W-L RECORDS

RPI 101-200

RPI 201+

20- 9

4- 5

3- 1

OVERALL

10- 3

3- 0

14- 1

3- 0

2- 0

HOME

8- 1

1- 0

6- 5

1- 3

1- 1

AWAY

2- 1

2- 0

0- 3

0- 2

0- 0

NEUTRAL

0- 1

0- 0

9- 3

1- 3

0- 0

NON-CONFERENCE

5- 0

3- 0

7- 0

1- 0

0- 0

HOME

5- 0

1- 0

2- 1

0- 1

0- 0

AWAY

0- 0

2- 0

0- 2

0- 2

0- 0

NEUTRAL

0- 0

0- 0

11- 6

3- 2

3- 1

CONFERENCE

5- 3

0- 0

7- 1

2- 0

2- 0

HOME

3- 1

0- 0

4- 4

1- 2

1- 1

AWAY

2- 1

0- 0

0- 1

0- 0

0- 0

NEUTRAL

0- 1

0- 0

RPI	S	Opponent	Score
2	A	Villanova	74 85
10	A	Texas	48 72
10	H	Texas	82 72
28	N	West Virginia	68 92
32	A	Kansas	58 59
44	A	Texas A&M	45 44
44	H	Texas A&M	71 63
47	N	Wis.-Milwaukee	74 82
50	H	Alabama	68 56

RPI	S	Opponent	Score
68	A	Colorado	75 84
95	A	Oklahoma St.	73 65
95	H	Oklahoma St.	67 66
97	H	Iowa St.	83 82

RPI	S	Opponent	Score
101	A	Nebraska	58 59
101	N	Nebraska	63 69
107	H	Samford	68 41
113	H	Kansas St.	71 70
115	H	Belmont	81 59
127	H	Oral Roberts	81 73
130	H	Southern U.	68 54
142	A	Texas Tech	71 70
142	H	Texas Tech	60 48
147	H	Missouri	69 71
174	A	Baylor	82 52
174	H	Baylor	80 52
188	H	Binghamton	88 60

RPI	S	Opponent	Score
206	A	Tulsa	62 53
215	H	Coppin St.	57 47
269	A	Southern Methodist	50 47

LAST 10 Division I GAMES:

47	N	Wis.-Milwaukee	74 82	142	A	Texas Tech	71 70
101	N	Nebraska	63 69	97	H	Iowa St.	83 82
10	A	Texas	48 72	68	A	Colorado	75 84
95	H	Oklahoma St.	67 66	174	H	Baylor	80 52
113	H	Kansas St.	71 70	95	A	Oklahoma St.	73 65

Non-Div I Games:

Oklahoma

Loss, Non-Conf, S Site, H Home A Away N Neutral

Average RPI Win:

165

WON-LOST

WINNING

LAST 10

STRENGTH OF

OPP. STRENGTH

TEAM

CONF.

Average RPI Loss:

57

RECORD

PCT. RANK

GAMES

SCHEDULE

OF SCHEDULE

RPI

RPI

DIV. I ONLY

17- 16

156

4- 6

53

60

95

5

DIV. I NON-CONF.

10- 5

83

0- 1

102

114

77

9

TOTALS

RPI 1-50

RPI 51-100

W-L RECORDS

RPI 101-200

RPI 201+

17- 16

3- 9

2- 4

OVERALL

6- 3

6- 0

11- 5

2- 2

1- 2

HOME

4- 1

4- 0

3- 8

0- 4

0- 2

AWAY

2- 2

1- 0

3- 3

1- 3

1- 0

NEUTRAL

0- 0

1- 0

10- 5

1- 3

1- 2

NON-CONFERENCE

2- 0

6- 0

7- 1

0- 0

1- 1

HOME

2- 0

4- 0

1- 2

0- 1

0- 1

AWAY

0- 0

1- 0

2- 2

1- 2

0- 0

NEUTRAL

0- 0

1- 0

7- 11

2- 6

1- 2

CONFERENCE

4- 3

0- 0

4- 4

2- 2

0- 1

HOME

2- 1

0- 0

2- 6

0- 3

0- 1

AWAY

2- 2

0- 0

1- 1

0- 1

1- 0

NEUTRAL

0- 0

0- 0

RPI 1-50

RPI	S	Opponent	Score
8	N	Tennessee	89 73
10	A	Texas	46 80
10	H	Texas	81 60
11	N	Gonzaga	62 64
17	N	Boston College	68 76
20	A	Oklahoma	66 67
20	H	Oklahoma	65 73
32	H	Kansas	49 64
32	N	Kansas	62 63
41	A	UAB	71 90
44	A	Texas A&M	44 46
44	H	Texas A&M	79 77

RPI 51-100

Team's RPI: 95

RPI	S	Opponent	Score
59	H	Northwestern St.	64 68
68	H	Colorado	78 80
72	A	Miami (Fla.)	59 62
93	H	UNLV	80 62
97	A	Iowa St.	52 68
97	N	Iowa St.	79 70

RPI 101-200

RPI	S	Opponent	Score
101	H	Nebraska	57 59
113	A	Kansas St.	63 61
142	A	Texas Tech	90 92
142	H	Texas Tech	74 63
147	A	Missouri	61 69
171	H	Detroit	90 56
174	A	Baylor	66 48
174	H	Baylor	79 76
196	H	Texas-Arlington	74 65

RPI 201+

RPI	S	Opponent	Score
231	H	Arkansas St.	84 64
247	H	Jackson St.	94 53
249	A	Pepperdine	69 49
269	H	Southern Methodist	64 54
288	N	TCU	66 58
306	H	Mercer	97 61

LAST 10 Division I GAMES:

72	A	Miami (Fla.)	59 62	142	H	Texas Tech	74 63
32	N	Kansas	62 63	97	A	Iowa St.	52 68
97	N	Iowa St.	79 70	10	H	Texas	81 60
174	H	Baylor	79 76	32	H	Kansas	49 64
20	A	Oklahoma	66 67	44	A	Texas A&M	44 46

Oklahoma St.

Oklahoma St.

Non-Div I Games:

Oklahoma St.

Loss,
 Non-Conf, S Site,
 H Home
A Away
 N Neutral

Average RPI Win: 166		WON-LOST	WINNING	LAST 10	STRENGTH OF	OPP. STRENGTH	TEAM	CONF.
Average RPI Loss: 70		RECORD	PCT. RANK	GAMES	SCHEDULE	OF SCHEDULE	RPI	RPI
DIV. I ONLY	24- 10	41	7- 3	102	90	52	8	
DIV. I NON-CONF.	10- 4	68	3- 1	120	69	68	12	
TOTALS	RPI 1-50	RPI 51-100	W-L RECORDS	RPI 101-200	RPI 201+			
24- 10	3- 6	6- 2	OVERALL	4- 1	11- 1			
14- 1	2- 1	4- 0	HOME	3- 0	5- 0			
8- 6	1- 3	1- 1	AWAY	0- 1	6- 1			
2- 3	0- 2	1- 1	NEUTRAL	1- 0	0- 0			
10- 4	0- 3	4- 0	NON-CONFERENCE	3- 0	3- 1			
6- 0	0- 0	2- 0	HOME	2- 0	2- 0			
2- 2	0- 1	1- 0	AWAY	0- 0	1- 1			
2- 2	0- 2	1- 0	NEUTRAL	1- 0	0- 0			
14- 6	3- 3	2- 2	CONFERENCE	1- 1	8- 0			
8- 1	2- 1	2- 0	HOME	1- 0	3- 0			
6- 4	1- 2	0- 1	AWAY	0- 1	5- 0			
0- 1	0- 0	0- 1	NEUTRAL	0- 0	0- 0			
RPI S Opponent	Score	RPI S Opponent	Score	RPI S Opponent	Score	RPI S Opponent	Score	
15 A George Mason	47 66	68 A Col orado	79 61	102 H Mari st	84 71	205 A Ri chmond	58 61	
15 H George Mason	54 53	75 H Manhattan	70 66	125 A Drexel	42 61	216 A Towson	85 71	
30 A Hofstra	63 65	80 A Va. Commonweal th	74 80	125 H Drexel	74 67	230 H Mt. St. Mary' s	80 57	
30 A Hofstra	61 51	80 H Va. Commonweal th	78 75	133 N Fordham	65 52	236 A Del aware	69 53	
30 H Hofstra	68 76	88 H Northeastern	85 79	148 H Vi rgi ni a Tech	58 55	238 A Georgi a St.	77 62	
31 H UNC Wi lmi ngton	64 59	88 N Northeastern	63 71			238 H Georgi a St.	75 56	
39 N Wi sconsi n	81 84	91 H DePaul	87 43			263 A Wi lli am & Mary	65 56	
41 A UAB	57 85	100 N Georgi a	74 65			263 H Wi lli am & Mary	81 60	
42 N Mi chi gan	43 66					295 A James Madi son	75 58	
						295 H James Madi son	87 69	
						300 H East Caro.	79 53	
						317 A VMI	77 62	
LAST 10 Div sion I GAMES:								
42 N Mi chi gan	43 66	236 A Del aware	69 53					
30 A Hofstra	61 51	295 A James Madi son	75 58					
75 H Manhattan	70 66	102 H Mari st	84 71					
68 A Col orado	79 61	238 H Georgi a St.	75 56					
88 N Northeastern	63 71	80 A Va. Commonweal th	74 80					

Non-Di v I Games:

Old Dominion

Average RPI Win: 249				WON-LOST RECORD		WINNING PCT. RANK		LAST 10 GAMES		STRENGTH OF SCHEDULE		OPP. STRENGTH OF SCHEDULE		TEAM RPI		CONF. RPI			
DIV. I ONLY				20- 12		79		7- 3		208		222		127		29			
DIV. I NON-CONF.				4- 9		243		0- 2		33		24		148		28			
TOTALS		RPI 1-50		RPI 51-100		W-L RECORDS		RPI 101-200		RPI 201+									
20- 12		0- 4		0- 4		OVERALL		5- 3		15- 1									
12- 2		0- 1		0- 1		HOME		3- 0		9- 0									
6- 8		0- 1		0- 3		AWAY		0- 3		6- 1									
2- 2		0- 2		0- 0		NEUTRAL		2- 0		0- 0									
4- 9		0- 4		0- 4		NON-CONFERENCE		2- 1		2- 0									
1- 2		0- 1		0- 1		HOME		0- 0		1- 0									
1- 5		0- 1		0- 3		AWAY		0- 1		1- 0									
2- 2		0- 2		0- 0		NEUTRAL		2- 0		0- 0									
16- 3		0- 0		0- 0		CONFERENCE		3- 2		13- 1									
11- 0		0- 0		0- 0		HOME		3- 0		8- 0									
5- 3		0- 0		0- 0		AWAY		0- 2		5- 1									
0- 0		0- 0		0- 0		NEUTRAL		0- 0		0- 0									
RPI 1-50				RPI 51-100				RPI 101-200				Team's RPI: 127				RPI 201+			
RPI	S	Opponent	Score	RPI	S	Opponent	Score	RPI	S	Opponent	Score	RPI	S	Opponent	Score				
3	N	Memphi s	78 94	54	A	Utah St.	64 65	119	N	Southern	68 48	206	H	Tul sa	68 52				
20	A	Okl ahoma	73 81	54	H	Utah St.	67 72			Cal i forni a		225	A	Chi cago St.	74 65				
22	H	Mi ssouri St.	76 88	57	A	Montana	74 88	135	N	Monmouth	62 54	225	H	Chi cago St.	69 58				
40	N	Marquette	70 73	83	A	Mi nnesota	54 67	143	A	La. -Lafayette	74 95	225	H	Chi cago St.	85 72				
												158	A	IUPUI	75 80	265	A	UMKC	74 56
												158	H	IUPUI	86 76	265	H	UMKC	86 79
												182	A	Val parai so	60 80	285	A	Oakl and	90 53
												182	H	Val parai so	87 78	285	H	Oakl and	74 63
												182	H	Val parai so	77 58	304	A	Southern Utah	84 79
																304	H	Southern Utah	89 57
																318	A	Western III.	65 70
																318	H	Western III.	83 66
																318	H	Western III.	60 53
																326	A	Centenary (La.)	83 57
																326	H	Centenary (La.)	74 53
																328	A	Northern Colo.	79 66

Average RPI Win: 167
Average RPI Loss: 77

WON-LOST
RECORD

WINNING
PCT. RANK

LAST 10
GAMES

STRENGTH OF
SCHEDULE

OPP. STRENGTH
OF SCHEDULE

TEAM
RPI

CONF.
RPI

DIV. I ONLY
DIV. I NON-CONF.

14- 18
5- 6

207
178

5- 5
0- 0

79
219

75
202

146
189

7
6

TOTALS

RPI 1-50

RPI 51-100

W-L RECORDS

RPI 101-200

RPI 201+

14- 18

2- 7

1- 6

OVERALL

8- 4

3- 1

9- 7

1- 3

1- 2

HOME

4- 2

3- 0

3- 9

0- 3

0- 3

AWAY

3- 2

0- 1

2- 2

1- 1

0- 1

NEUTRAL

1- 0

0- 0

5- 6

0- 2

1- 1

NON-CONFERENCE

1- 2

3- 1

5- 2

0- 1

1- 0

HOME

1- 1

3- 0

0- 3

0- 0

0- 1

AWAY

0- 1

0- 1

0- 1

0- 1

0- 0

NEUTRAL

0- 0

0- 0

9- 12

2- 5

0- 5

CONFERENCE

7- 2

0- 0

4- 5

1- 2

0- 2

HOME

3- 1

0- 0

3- 6

0- 3

0- 2

AWAY

3- 1

0- 0

2- 1

1- 0

0- 1

NEUTRAL

1- 0

0- 0

RPI 1-50

RPI 51-100

RPI 101-200

Team's RPI: 146

RPI 201+

RPI	S	Opponent	Score
6	A	UCLA	53 70
6	H	UCLA	49 56
16	N	Illinois	59 89
21	A	Arizona	68 70
21	H	Arizona	73 68
24	A	Washington	59 78
24	H	Washington	72 75
24	N	Washington	84 73
26	H	Georgetown	57 71

RPI	S	Opponent	Score
56	A	California	66 77
56	H	California	60 62
56	N	California	87 91
69	A	Vanderbilt	75 76
84	A	Stanford	62 64
84	H	Stanford	56 57
87	H	Pacific	84 62

RPI	S	Opponent	Score
119	A	Southern	73 61
		California	
119	H	Southern	78 84
		California	
124	A	New Mexico	61 68
167	A	Washington St.	52 50
167	H	Washington St.	67 37
167	N	Washington St.	66 55
170	A	Oregon St.	62 65
170	H	Oregon St.	70 64
177	A	Arizona St.	98 87
177	H	Arizona St.	67 53
183	H	Santa Clara	75 66
198	H	Portland St.	52 54

RPI	S	Opponent	Score
221	H	Rice	84 60
239	A	Portland	72 80
325	H	Howard	91 55
333	H	Savannah St.	83 23

LAST 10 Division I GAMES:

56	N	California	87 91	119	A	Southern California	73 61
24	N	Washington	84 73	167	H	Washington St.	67 37
167	N	Washington St.	66 55	24	H	Washington	72 75
170	A	Oregon St.	62 65	177	A	Arizona St.	98 87
6	A	UCLA	53 70	21	A	Arizona	68 70

Non-Div I Games: Bowie St.

80 55

Oregon

Loss, Non-Conf, S Site, H Home A Away N Neutral

Average RPI Win: 181

Average RPI Loss: 90

WON-LOST
RECORDWINNING
PCT. RANKLAST 10
GAMESSTRENGTH OF
SCHEDULEOPP. STRENGTH
OF SCHEDULETEAM
RPICONF.
RPI

DIV. I ONLY 13- 18

226

3- 7

145

74

170

7

DIV. I NON-CONF. 7- 4

91

0- 0

314

244

176

6

TOTALS

RPI 1-50

RPI 51-100

W-L RECORDS

RPI 101-200

RPI 201+

13- 18

1- 6

3- 4

OVERALL

5- 7

4- 1

7- 6

1- 2

1- 2

HOME

2- 2

3- 0

2- 11

0- 4

1- 1

AWAY

1- 5

0- 1

4- 1

0- 0

1- 1

NEUTRAL

2- 0

1- 0

7- 4

0- 0

2- 1

NON-CONFERENCE

1- 2

4- 1

4- 0

0- 0

1- 0

HOME

0- 0

3- 0

0- 3

0- 0

0- 0

AWAY

0- 2

0- 1

3- 1

0- 0

1- 1

NEUTRAL

1- 0

1- 0

6- 14

1- 6

1- 3

CONFERENCE

4- 5

0- 0

3- 6

1- 2

0- 2

HOME

2- 2

0- 0

2- 8

0- 4

1- 1

AWAY

1- 3

0- 0

1- 0

0- 0

0- 0

NEUTRAL

1- 0

0- 0

RPI 1-50

RPI 51-100

RPI 101-200

Team's RPI: 170

RPI 201+

RPI S Opponent

Score

RPI S Opponent

Score

RPI S Opponent

Score

RPI S Opponent

Score

6 A UCLA 60 78
 6 A UCLA 47 79
 6 H UCLA 54 63
 21 A Ari zona 58 80
 21 H Ari zona 75 65
 24 A Washi ngton 65 69
 24 H Washi ngton 63 96

56 A Cal i forni a 72 64
 56 H Cal i forni a 52 69
 59 N Northwestern St. 61 72
 84 A Stanford 66 80
 84 H Stanford 64 71
 93 H UNLV 69 63
 100 N Georgi a 64 60

119 A Southern 84 89
 Cal i forni a
 119 H Southern 70 72
 Cal i forni a
 129 A Fresno St. 73 80
 136 A Tennessee Tech 62 90
 146 A Oregon 64 70
 146 H Oregon 65 62
 167 A Washi ngton St. 59 50
 167 H Washi ngton St. 71 62
 177 A Ari zona St. 59 76
 177 H Ari zona St. 63 65
 177 N Ari zona St. 71 68
 195 N Western Mi ch. 73 68

237 N South Fla. 61 56
 239 A Portl and 62 76
 328 H Northern Colo. 70 52
 330 H Tex. -Pan American 78 54
 334 H Prair ie View 88 71

LAST 10 Div sion I GAMES:

6 A UCLA 47 79
 177 N Ari zona St. 71 68
 146 H Oregon 65 62
 119 A Southern Cal i forni a 84 89
 6 A UCLA 60 78
 24 H Washi ngton 63 96
 167 H Washi ngton St. 71 62
 21 A Ari zona 58 80
 177 A Ari zona St. 59 76
 84 H Stanford 64 71

Non-Di v I Games:

Oregon St.

Loss, Non-Conf, S Site, H Home A Away N Neutral

Pac-12										Midwest										South										Northeast										Atlantic										Ivy League										Other																			
Average RPI Win: 221										WON-LOST RECORD										WINNING PCT. RANK										LAST 10 GAMES										STRENGTH OF SCHEDULE										OPP. STRENGTH OF SCHEDULE										TEAM RPI										CONF. RPI									
DIV. I ONLY										22- 8										32										8- 2										201										224										87										23									
DIV. I NON-CONF.										8- 6										127										0- 2										194										99										138										27									
TOTALS										RPI 1-50										RPI 51-100										W-L RECORDS										RPI 101-200										RPI 201+																													
22- 8										1- 2										1- 2										OVERALL										6- 3										14- 1																													
10- 3										1- 1										0- 1										HOME										3- 0										6- 1																													
9- 4										0- 0										1- 1										AWAY										2- 3										6- 0																													
3- 1										0- 1										0- 0										NEUTRAL										1- 0										2- 0																													
8- 6										1- 2										1- 2										NON-CONFERENCE										2- 2										4- 0																													
4- 2										1- 1										0- 1										HOME										1- 0										2- 0																													
3- 3										0- 0										1- 1										AWAY										1- 2										1- 0																													
1- 1										0- 1										0- 0										NEUTRAL										0- 0										1- 0																													
14- 2										0- 0										0- 0										CONFERENCE										4- 1										10- 1																													
6- 1										0- 0										0- 0										HOME										2- 0										4- 1																													
6- 1										0- 0										0- 0										AWAY										1- 1										5- 0																													
2- 0										0- 0										0- 0										NEUTRAL										1- 0										1- 0																													
RPI 1-50										RPI 51-100										Team's RPI: 87										RPI 101-200										RPI 201+																																							
RPI S Opponent Score										RPI S Opponent Score										RPI S Opponent Score										RPI S Opponent Score																																																	
17 N Boston College 76 88										58 A Western Ky. 91 75										129 H Fresno St. 99 63										219 A UC Santa Barb. 65 53																																																	
27 H Nevada 70 77										77 A UTEP 66 72										146 A Oregon 62 84										219 H UC Santa Barb. 64 36																																																	
44 H Texas A&M 63 56										98 H New Mexi co St. 69 79										154 A Long Beach St. 78 72										232 A Cal St. Fullerton 67 62																																																	
																				154 H Long Beach St. 87 78										232 H Cal St. Fullerton 83 74																																																	
																				154 N Long Beach St. 78 70										271 H San Jose St. 81 63																																																	
																				166 A UC Irvi ne 61 70										278 A Cal Poly 64 62																																																	
																				166 H UC Irvi ne 64 52										278 H Cal Poly 75 53																																																	
																				183 A Santa Clara 60 63										278 N Cal Poly 68 57																																																	
																				185 A San Francis co 75 71										283 A Cal St. Northridge 70 66																																																	
																														283 H Cal St. Northridge 79 51																																																	
																														296 A UC Davi s 84 51																																																	
																														296 H UC Davi s 67 56																																																	
																														312 A UC Ri versi de 95 58																																																	
																														312 H UC Ri versi de 71 83																																																	
																														333 N Savannah St. 82 37																																																	
LAST 10 Di v										si on I GAMES:																																																																					
17 N Boston College 76 88										283 A Cal St. Northridge 70 66																																																																					
154 N Long Beach St. 78 70										283 H Cal St. Northridge 79 51																																																																					
278 N Cal Poly 68 57										98 H New Mexi co St. 69 79																																																																					
278 H Cal Poly 75 53										312 A UC Ri versi de 95 58																																																																					
219 H UC Santa Barb. 64 36										232 A Cal St. Fullerton 67 62																																																																					

Non-Div | Games: Bowie St.

89 60

Sonoma St.

74 55

Paci f i c

Average RPI Win: 222
Average RPI Loss: 93

WON-LOST
RECORD

WINNING
PCT. RANK

LAST 10
GAMES

STRENGTH OF
SCHEDULE

OPP. STRENGTH
OF SCHEDULE

TEAM
RPI

CONF.
RPI

DIV. I ONLY
DIV. I NON-CONF.

19- 9
7- 7

49
151

7- 3
0- 1

149
49

193
44

94
97

25
23

TOTALS

RPI 1-50

RPI 51-100

W-L RECORDS

RPI 101-200

RPI 201+

19- 9

0- 4

0- 2

OVERALL

6- 1

13- 2

12- 4

0- 2

0- 2

HOME

4- 0

8- 0

7- 4

0- 1

0- 0

AWAY

2- 1

5- 2

0- 1

0- 1

0- 0

NEUTRAL

0- 0

0- 0

7- 7

0- 4

0- 2

NON-CONFERENCE

4- 1

3- 0

5- 4

0- 2

0- 2

HOME

3- 0

2- 0

2- 2

0- 1

0- 0

AWAY

1- 1

1- 0

0- 1

0- 1

0- 0

NEUTRAL

0- 0

0- 0

12- 2

0- 0

0- 0

CONFERENCE

2- 0

10- 2

7- 0

0- 0

0- 0

HOME

1- 0

6- 0

5- 2

0- 0

0- 0

AWAY

1- 0

4- 2

0- 0

0- 0

0- 0

NEUTRAL

0- 0

0- 0

RPI 1-50

RPI	S	Opponent	Score
1	A	Duke	59 72
2	H	Villanova	55 62
10	N	Texas	52 60
48	H	St. Joseph's	44 47

RPI 51-100

Team's RPI: 94

RPI	S	Opponent	Score
68	H	Colorado	60 78
81	H	Temple	46 50

RPI 101-200

RPI	S	Opponent	Score
104	H	La Salle	73 65
105	A	Hawaii	58 55
121	H	Siena	82 77
125	H	Drexel	68 60
133	A	Fordham	63 78
197	A	Yale	57 55
197	H	Yale	74 52

RPI 201+

RPI	S	Opponent	Score
202	A	Princeton	59 60
202	H	Princeton	60 41
207	A	Cornell	67 56
207	H	Cornell	84 44
210	A	Harvard	81 68
210	H	Harvard	74 71
262	H	Lafayette	105 73
275	A	Brown	74 68
275	H	Brown	68 51
289	A	Columbia	57 59
289	H	Columbia	87 55
299	H	Navy	86 73
311	A	Dartmouth	70 51
311	H	Dartmouth	68 52
320	A	Citadel	84 49

LAST 10 Division I GAMES:

10	N	Texas	52 60	210	H	Harvard	74 71
202	A	Princeton	59 60	207	A	Cornell	67 56
275	A	Brown	74 68	289	A	Columbia	57 59
197	A	Yale	57 55	202	H	Princeton	60 41
311	H	Dartmouth	68 52	210	A	Harvard	81 68

Non-Div I Games: BYU-Hawaii 72 62

Penn

Loss, Non-Conf, S Site, H Home A Away N Neutral

Average RPI Win: 191

Average RPI Loss: 35

WON-LOST
RECORDWINNING
PCT. RANKLAST 10
GAMESSTRENGTH OF
SCHEDULEOPP. STRENGTH
OF SCHEDULETEAM
RPICONF.
RPI

DIV. I ONLY

15- 15

157

4- 6

62

52

118

2

DIV. I NON-CONF.

8- 4

83

0- 1

228

267

126

3

TOTALS

RPI 1-50

RPI 51-100

W-L RECORDS

RPI 101-200

RPI 201+

15- 15

2- 12

0- 3

OVERALL

5- 0

8- 0

11- 7

1- 4

0- 3

HOME

2- 0

8- 0

3- 7

1- 7

0- 0

AWAY

2- 0

0- 0

1- 1

0- 1

0- 0

NEUTRAL

1- 0

0- 0

8- 4

0- 2

0- 2

NON-CONFERENCE

0- 0

8- 0

8- 2

0- 0

0- 2

HOME

0- 0

8- 0

0- 2

0- 2

0- 0

AWAY

0- 0

0- 0

0- 0

0- 0

0- 0

NEUTRAL

0- 0

0- 0

7- 11

2- 10

0- 1

CONFERENCE

5- 0

0- 0

3- 5

1- 4

0- 1

HOME

2- 0

0- 0

3- 5

1- 5

0- 0

AWAY

2- 0

0- 0

1- 1

0- 1

0- 0

NEUTRAL

1- 0

0- 0

RPI 1-50

RPI S Opponent

Score

9	A	Ohio St.	69	104
9	H	Ohio St.	64	75
9	N	Ohio St.	56	63
12	A	Iowa	38	65
12	H	Iowa	76	80
13	A	Pittsburgh	54	91
16	A	Illinois	66	65
23	A	Michigan St.	60	69
34	A	Indiana	65	69
34	H	Indiana	71	68
39	A	Wisconsin	43	72
39	H	Wisconsin	62	82
42	H	Michigan	65	71
44	A	Texas A&M	55	60

RPI 51-100

RPI S Opponent

Score

76	H	Rutgers	71	76
79	H	Clemson	88	96
83	H	Minnesota	66	77

RPI 101-200

Team's RPI: 118

RPI S Opponent

Score

109	A	Northwestern	65	61
109	H	Northwestern	68	55
109	N	Northwestern	60	42
179	A	Purdue	69	61
179	H	Purdue	74	54

RPI 201+

RPI S Opponent

Score

207	H	Cornell	66	54
230	H	Mt. St. Mary's	65	53
248	H	New Hampshire	75	51
265	H	UMKC	75	71
274	H	Long Island	80	64
291	H	IPFW	74	59
294	H	Nicholls St.	93	56
323	H	St. Francis (Pa.)	88	74

LAST 10 Division I GAMES:

76	H	Rutgers	71	76	34	A	Indiana	65	69
9	N	Ohio St.	56	63	179	A	Purdue	69	61
109	N	Northwestern	60	42	34	H	Indiana	71	68
12	A	Iowa	38	65	39	H	Wisconsin	62	82
109	H	Northwestern	68	55	83	H	Minnesota	66	77

Penn St.

Penn St.

Non-Div I Games:

Penn St.

Loss, Non-Conf, S Site, H Home A Away N Neutral

Average RPI Win: 167

Average RPI Loss: 134

WON-LOST
RECORDWINNING
PCT. RANKLAST 10
GAMESSTRENGTH OF
SCHEDULEOPP. STRENGTH
OF SCHEDULETEAM
RPICONF.
RPI

DIV. I ONLY

7- 20

293

2- 8

94

136

249

12

DIV. I NON-CONF.

4- 8

229

0- 0

57

162

160

10

TOTALS

RPI 1-50

RPI 51-100

W-L RECORDS

RPI 101-200

RPI 201+

7- 20

0- 5

1- 1

OVERALL

5- 10

1- 4

6- 6

0- 2

0- 1

HOME

5- 2

1- 1

1- 13

0- 3

1- 0

AWAY

0- 7

0- 3

0- 1

0- 0

0- 0

NEUTRAL

0- 1

0- 0

4- 8

0- 3

1- 1

NON-CONFERENCE

2- 2

1- 2

3- 2

0- 1

0- 1

HOME

2- 0

1- 0

1- 6

0- 2

1- 0

AWAY

0- 2

0- 2

0- 0

0- 0

0- 0

NEUTRAL

0- 0

0- 0

3- 12

0- 2

0- 0

CONFERENCE

3- 8

0- 2

3- 4

0- 1

0- 0

HOME

3- 2

0- 1

0- 7

0- 1

0- 0

AWAY

0- 5

0- 1

0- 1

0- 0

0- 0

NEUTRAL

0- 1

0- 0

RPI 1-50

RPI	S	Opponent	Score
4	H	Connecticut	56 75
11	A	Gonzaga	73 102
11	H	Gonzaga	71 81
32	A	Kansas	43 63
39	A	Wisconsin	55 71

RPI 51-100

RPI	S	Opponent	Score
93	A	UNLV	75 61
95	H	Oklahoma St.	49 69

RPI 101-200

RPI	S	Opponent	Score
123	A	St. Mary's (Cal.)	66 76
123	H	St. Mary's (Cal.)	61 83
139	A	San Diego	71 84
139	H	San Diego	55 54
139	N	San Diego	72 85
150	A	Loyola Marymount	78 89
150	H	Loyola Marymount	70 62
153	A	Colorado St.	56 71
154	H	Long Beach St.	92 86
166	H	UC Irvine	79 76
183	A	Santa Clara	56 62
183	H	Santa Clara	65 45
184	A	Dayton	45 63
185	A	San Francisco	63 66
185	H	San Francisco	63 71

RPI 201+

Team's RPI: 249

RPI	S	Opponent	Score
219	A	UC Santa Barb.	56 65
232	A	Cal St. Fullerton	66 76
239	A	Portland	82 84
239	H	Portland	76 81
283	H	Cal St. Northridge	87 72

LAST 10 Division I GAMES:

139	N	San Diego	72 85
183	A	Santa Clara	56 62
123	A	St. Mary's (Cal.)	66 76
11	H	Gonzaga	71 81
239	H	Portland	76 81
150	A	Loyola Marymount	78 89
185	A	San Francisco	63 66
139	A	San Diego	71 84
150	H	Loyola Marymount	70 62
183	H	Santa Clara	65 45

Pepperdine

Pepperdine

Non-Div I Games:

Pepperdine

Loss, Non-Conf, S Site, H Home A Away N Neutral

Average RPI Win: 109

Average RPI Loss: 43

WON-LOST
RECORDWINNING
PCT. RANKLAST 10
GAMESSTRENGTH OF
SCHEDULEOPP. STRENGTH
OF SCHEDULETEAM
RPICONF.
RPI

DIV. I ONLY

25- 8

23

5- 5

35

4

13

3

DIV. I NON-CONF.

12- 1

5

1- 1

175

68

26

2

TOTALS

RPI 1-50

RPI 51-100

W-L RECORDS

RPI 101-200

RPI 201+

25- 8

8- 6

6- 1

OVERALL

5- 1

6- 0

16- 1

5- 0

2- 1

HOME

4- 0

5- 0

5- 5

1- 4

2- 0

AWAY

1- 1

1- 0

4- 2

2- 2

2- 0

NEUTRAL

0- 0

0- 0

12- 1

2- 1

1- 0

NON-CONFERENCE

3- 0

6- 0

9- 0

1- 0

0- 0

HOME

3- 0

5- 0

2- 0

1- 0

0- 0

AWAY

0- 0

1- 0

1- 1

0- 1

1- 0

NEUTRAL

0- 0

0- 0

13- 7

6- 5

5- 1

CONFERENCE

2- 1

0- 0

7- 1

4- 0

2- 1

HOME

1- 0

0- 0

3- 5

0- 4

2- 0

AWAY

1- 1

0- 0

3- 1

2- 1

1- 0

NEUTRAL

0- 0

0- 0

RPI 1-50

Team's RPI: 13

RPI	S	Opponent	Score
2	N	Villanova	68 54
4	A	Connecticut	76 80
18	H	Syracuse	80 67
18	N	Syracuse	61 65
25	N	Bradley	66 72
26	A	Georgetown	58 61
28	A	West Virginia	62 67
28	H	West Virginia	57 53
28	N	West Virginia	68 57
36	A	South Carolina	58 51
39	H	Wisconsin	73 64
40	A	Marquette	82 84
40	H	Marquette	77 71
43	H	Cincinnati	89 69

RPI 51-100

RPI	S	Opponent	Score
53	N	Kent St.	79 64
62	H	Seton Hall	61 65
64	A	Louisville	61 57
64	N	Louisville	61 56
76	A	Rutgers	76 68
90	H	Notre Dame	100 97
91	H	DePaul	73 65

RPI 101-200

RPI	S	Opponent	Score
106	A	Providence	85 77
106	H	Providence	81 68
112	H	Auburn	78 41
118	H	Penn St.	91 54
122	H	St. Peter's	82 71
138	A	St. John's (N.Y.)	50 55

RPI 201+

RPI	S	Opponent	Score
212	H	Vermont	63 52
214	H	Robert Morris	86 59
215	H	Coppin St.	77 51
270	H	St. Francis (N.Y.)	79 58
281	H	Maine	62 49
308	A	Duquesne	71 60

LAST 10 Division I GAMES:

25	N	Bradley	66 72	64	N	Louisville	61 56
53	N	Kent St.	79 64	62	H	Seton Hall	61 65
18	N	Syracuse	61 65	28	A	West Virginia	62 67
2	N	Villanova	68 54	106	H	Providence	81 68
28	N	West Virginia	68 57	40	A	Marquette	82 84

Pittsburgh

Pittsburgh

Non-Div I Games:

Pittsburgh

■ Loss,
 ■ Non-Conf,
 ■ S Site,
 ■ H Home
 ■ A Away
 N Neutral

Average RPI Win: 197

Average RPI Loss: 152

WON-LOST
RECORDWINNING
PCT. RANKLAST 10
GAMESSTRENGTH OF
SCHEDULEOPP. STRENGTH
OF SCHEDULETEAM
RPICONF.
RPI

DIV. I ONLY

11- 17

240

3- 7

233

152

239

12

DIV. I NON-CONF.

6- 7

175

0- 0

260

266

219

10

TOTALS

RPI 1-50

RPI 51-100

W-L RECORDS

RPI 101-200

RPI 201+

11- 17

0- 2

0- 2

OVERALL

7- 10

4- 3

7- 5

0- 1

0- 0

HOME

5- 4

2- 0

4- 9

0- 1

0- 2

AWAY

2- 4

2- 2

0- 3

0- 0

0- 0

NEUTRAL

0- 2

0- 1

6- 7

0- 0

0- 2

NON-CONFERENCE

4- 2

2- 3

5- 0

0- 0

0- 0

HOME

4- 0

1- 0

1- 5

0- 0

0- 2

AWAY

0- 1

1- 2

0- 2

0- 0

0- 0

NEUTRAL

0- 1

0- 1

5- 10

0- 2

0- 0

CONFERENCE

3- 8

2- 0

2- 5

0- 1

0- 0

HOME

1- 4

1- 0

3- 4

0- 1

0- 0

AWAY

2- 3

1- 0

0- 1

0- 0

0- 0

NEUTRAL

0- 1

0- 0

RPI 1-50

RPI S Opponent

Score

RPI 51-100

RPI S Opponent

Score




RPI 101-200

RPI S Opponent




Score

RPI 201+


RPI S Opponent

Team's RPI: 239
Score11  Gonzaga64 11  Gonzaga83 73  Winthrop46 99  Charlotte46 123  St. Mary's (Cal.)


74 72

123  St. Mary's (Cal.)52 139  San Diego68 139  San Diego



90 72

146  Oregon

80 72


150  Loyol a Marymount

71 59



150  Loyol a Marymount68 154  Long Beach St.

99 95




160 N Ga. Southern

75 167  Washington St.46 170  Oregon St.




76 62

183  Santa Clara77 183  Santa Clara56 

183 N Santa Clara

68 185  San Francisco50 185  San Franci sco72 198  Portl and St.

70 52

219  UC Santa Barb.53 241  Montana St.68 249  Pepperdi ne

81 76


249  Pepperdi ne

84 82

271 N San Jose St.

53 278  Cal Pol y


66 61

312  UC Ri versi de



92 74

LAST 10 Division I GAMES:


183 N Santa Clara

68 139  San Di ego


90 72

185  San Franci sco72 150  Loyol a Marymount

71 59

249  Pepperdi ne





81 76

11  Gonzaga83 183  Santa Clara56 123  St. Mary' s (Cal .)52 11  Gonzaga64 139  San Di ego68 P
o
r
t
l
a
n
dP
o
r
t
l
a
n
d

Non-Div I Games: Seattle

85 

Portland

 Loss,  Non-Conf, S Site,  Home  Away N Neutral

Average RPI Win:		239	WON-LOST		WINNING	LAST 10	STRENGTH OF		OPP. STRENGTH	TEAM	CONF.	
Average RPI Loss:		131	RECORD		PCT. RANK	GAMES	SCHEDULE		OF SCHEDULE	RPI	RPI	
DIV. I ONLY		10- 16	246		4- 6		187		177		198	
DIV. I NON-CONF.		5- 6	178		0- 0		224		191		191	
TOTALS		RPI 1-50	RPI 51-100		W-L RECORDS		RPI 101-200		RPI 201+			
10- 16		0- 2	1- 3		OVERALL		1- 8		8- 3			
4- 5		0- 0	1- 0		HOME		0- 4		3- 1			
5- 10		0- 2	0- 2		AWAY		1- 4		4- 2			
1- 1		0- 0	0- 1		NEUTRAL		0- 0		1- 0			
5- 6		0- 2	0- 2		NON-CONFERENCE		1- 1		4- 1			
1- 1		0- 0	0- 0		HOME		0- 1		1- 0			
3- 4		0- 2	0- 1		AWAY		1- 0		2- 1			
1- 1		0- 0	0- 1		NEUTRAL		0- 0		1- 0			
5- 10		0- 0	1- 1		CONFERENCE		0- 7		4- 2			
3- 4		0- 0	1- 0		HOME		0- 3		2- 1			
2- 6		0- 0	0- 1		AWAY		0- 4		2- 1			
0- 0		0- 0	0- 0		NEUTRAL		0- 0		0- 0			
RPI 1-50		RPI 51-100		RPI 101-200		Team's RPI: 198		RPI 201+				
RPI S	Opponent	Score	RPI S	Opponent	Score	RPI S	Opponent	Score	RPI S	Opponent	Score	
11	A Gonzaga	80 89	57	A Montana	77 98	117	H Middle Tenn.	62 65	213	A Idaho St.	80 73	
45	A Arkansas	69 107	57	H Montana	93 92	132	A Northern Ari z.	77 86	213	H Idaho St.	66 68	
			63	N Iona	75 81	132	H Northern Ari z.	63 65	239	A Portland	52 70	
			97	A Iowa St.	64 72	144	A Eastern Wash.	64 72	241	A Montana St.	68 69	
						144	A Eastern Wash.	75 81	241	H Montana St.	82 59	
						144	H Eastern Wash.	70 89	266	A Weber St.	77 66	
						146	A Oregon	54 52	266	H Weber St.	73 59	
						156	A Sacramento St.	60 76	273	A Bethune-Cookman	79 62	
						156	H Sacramento St.	65 68	302	A Idaho	61 59	
									302	H Idaho	81 48	
									325	N Howard	81 53	
LAST 10 Division I GAMES:												
144	A Eastern Wash.	75 81	144	A Eastern Wash.	64 72							
57	H Montana	93 92	156	H Sacramento St.	65 68							
241	H Montana St.	82 59	132	H Northern Ari z.	63 65							
266	A Weber St.	77 66	241	A Montana St.	68 69							
213	A Idaho St.	80 73	57	A Montana	77 98							

Non-Div I Games: Lewis & Clark 85 59 Warner Pacific 84 75 Portland St.

Portland St.

Portland St.

Average RPI Win: 296				WON-LOST RECORD		WINNING PCT. RANK		LAST 10 GAMES		STRENGTH OF SCHEDULE		OPP. STRENGTH OF SCHEDULE		TEAM RPI		CONF. RPI	
DIV. I ONLY				3- 24		325		2- 8		327		329		334		31	
DIV. I NON-CONF.				1- 8		307		0- 0		239		258		314		31	
TOTALS				RPI 1-50		RPI 51-100		W-L RECORDS		RPI 101-200				RPI 201+			
3- 24				0- 1		0- 1		OVERALL		0- 5				3- 17			
3- 7				0- 0		0- 0		HOME		0- 1				3- 6			
0- 15				0- 1		0- 1		AWAY		0- 4				0- 9			
0- 2				0- 0		0- 0		NEUTRAL		0- 0				0- 2			
1- 8				0- 1		0- 1		NON-CONFERENCE		0- 3				1- 3			
1- 0				0- 0		0- 0		HOME		0- 0				1- 0			
0- 6				0- 1		0- 1		AWAY		0- 3				0- 1			
0- 2				0- 0		0- 0		NEUTRAL		0- 0				0- 2			
2- 16				0- 0		0- 0		CONFERENCE		0- 2				2- 14			
2- 7				0- 0		0- 0		HOME		0- 1				2- 6			
0- 9				0- 0		0- 0		AWAY		0- 1				0- 8			
0- 0				0- 0		0- 0		NEUTRAL		0- 0				0- 0			
RPI 1-50				RPI 51-100		RPI 101-200		RPI 201+		Team's RPI: 334							
RPI S Opponent Score				RPI S Opponent Score				RPI S Opponent Score				RPI S Opponent Score					
10 A Texas 38 110				64 A Louisville 65 90				130 A Southern U. 62 81				205 N Richmond 48 62					
								130 H Southern U. 65 73				221 A Rice 58 67					
								170 A Oregon St. 71 88				231 N Arkansas St. 69 82					
								191 A Lamar 58 99				247 A Jackson St. 77 88					
								200 A Tex. A&M-Corp. Chris 77 105				247 H Jackson St. 68 81					
												258 A Alabama A&M 71 108					
												258 H Alabama A&M 70 86					
												272 A Alabama St. 70 78					
												272 H Alabama St. 75 72					
												282 A Grambling 67 74					
												282 H Grambling 72 68					
												292 A Ark. -Pine Bluff 54 67					
												292 H Ark. -Pine Bluff 54 77					
												297 A Mississippi Val. 71 73					
												297 H Mississippi Val. 62 67					
												301 A Alcorn St. 70 89					
												301 H Alcorn St. 64 72					
												307 A Texas Southern 72 88					
												307 H Texas Southern 59 93					
												333 H Savannah St. 71 43					
LAST 10 Division I GAMES:				LAST 10 Division I GAMES:				LAST 10 Division I GAMES:				LAST 10 Division I GAMES:					
301 A Alcorn St. 70 89				292 A Ark. -Pine Bluff 54 67				292 A Ark. -Pine Bluff 54 67				292 A Ark. -Pine Bluff 54 67					
130 A Southern U. 62 81				282 H Grambling 72 68				282 H Grambling 72 68				282 H Grambling 72 68					
272 H Alabama St. 75 72				247 H Jackson St. 68 81				247 H Jackson St. 68 81				247 H Jackson St. 68 81					
258 H Alabama A&M 70 86				307 H Texas Southern 59 93				307 H Texas Southern 59 93				307 H Texas Southern 59 93					
297 A Mississippi Val. 71 73				272 A Alabama St. 70 78				272 A Alabama St. 70 78				272 A Alabama St. 70 78					

Prairie View

Pr
a
i
r
i
e
v
i
e
w

Non-Div | Games: Huston-Tillotson 83 57 Paul Quinn 87 72

Prairie View

■ Loss, ■ Non-Conf, S Site, H Home A Away N Neutral

Page 219

Average RPI Win: 219
Average RPI Loss: 165

WON-LOST
RECORD

WINNING
PCT. RANK

LAST 10
GAMES

STRENGTH OF
SCHEDULE

OPP. STRENGTH
OF SCHEDULE

TEAM
RPI

CONF.
RPI

DIV. I ONLY	12- 14	190	7- 3	223	205	202	25
DIV. I NON-CONF.	2- 10	297	0- 0	215	66	290	23

TOTALS	RPI 1-50	RPI 51-100	W-L RECORDS	RPI 101-200	RPI 201+
12- 14	0- 0	1- 6	OVERALL	4- 2	7- 6
7- 5	0- 0	1- 1	HOME	2- 2	4- 2
5- 8	0- 0	0- 4	AWAY	2- 0	3- 4
0- 1	0- 0	0- 1	NEUTRAL	0- 0	0- 0
2- 10	0- 0	0- 5	NON-CONFERENCE	2- 2	0- 3
1- 4	0- 0	0- 1	HOME	1- 2	0- 1
1- 5	0- 0	0- 3	AWAY	1- 0	0- 2
0- 1	0- 0	0- 1	NEUTRAL	0- 0	0- 0
10- 4	0- 0	1- 1	CONFERENCE	2- 0	7- 3
6- 1	0- 0	1- 0	HOME	1- 0	4- 1
4- 3	0- 0	0- 1	AWAY	1- 0	3- 2
0- 0	0- 0	0- 0	NEUTRAL	0- 0	0- 0

RPI S Opponent Score

RPI S Opponent Score

RPI S Opponent Score

RPI S Opponent Score Team's RPI: 202

76 A Rutgers 44 54
81 H Temple 47 60
84 N Stanford 34 58
89 A Wake Forest 42 61
92 A Davidson 50 65
94 A Penn 41 60
94 H Penn 60 59

125 H Drexel 41 54
135 H Monmouth 21 41
149 A Lehigh 64 54
173 H Wyoming 59 50
197 A Yale 56 45
197 H Yale 66 49

207 A Cornell I 76 68
207 H Cornell I 49 57
210 A Harvard 60 59
210 H Harvard 75 48
221 A Rice 41 52
262 H Lafayette 46 57
275 A Brown 46 61
275 H Brown 52 37
286 A Colgate 39 62
289 A Columbia 64 65
289 H Columbia 68 64
311 A Dartmouth 52 49
311 H Dartmouth 63 60

LAST 10 Division I GAMES:

94 H Penn 60 59
197 A Yale 56 45
275 A Brown 46 61
210 H Harvard 75 48
311 H Dartmouth 63 60

289 A Columbia 64 65
207 A Cornell I 76 68
94 A Penn 41 60
311 A Dartmouth 52 49
210 A Harvard 60 59

Princeton

Princeton

Non-Div I Games: Carnegie Mellon 46 51

Princeton

Loss, Non-Conf, S Site, H Home A Away N Neutral

Average RPI Win:	153	WON-LOST	WINNING	LAST 10	STRENGTH OF	OPP. STRENGTH	TEAM	CONF.
Average RPI Loss:	43	RECORD	PCT. RANK	GAMES	SCHEDULE	OF SCHEDULE	RPI	RPI

DIV. I ONLY	12- 15	196	3- 7	22	37	106	3
DIV. I NON-CONF.	7- 4	91	0- 0	23	130	45	2

TOTALS	RPI 1-50	RPI 51-100	W-L RECORDS	RPI 101-200	RPI 201+
12- 15	0- 10	5- 4	OVERALL	3- 1	4- 0
9- 7	0- 4	3- 3	HOME	3- 0	3- 0
3- 8	0- 6	2- 1	AWAY	0- 1	1- 0
0- 0	0- 0	0- 0	NEUTRAL	0- 0	0- 0
7- 4	0- 3	2- 0	NON-CONFERENCE	2- 1	3- 0
6- 2	0- 2	2- 0	HOME	2- 0	2- 0
1- 2	0- 1	0- 0	AWAY	0- 1	1- 0
0- 0	0- 0	0- 0	NEUTRAL	0- 0	0- 0
5- 11	0- 7	3- 4	CONFERENCE	1- 0	1- 0
3- 5	0- 2	1- 3	HOME	1- 0	1- 0
2- 6	0- 5	2- 1	AWAY	0- 0	0- 0
0- 0	0- 0	0- 0	NEUTRAL	0- 0	0- 0

RPI 1-50				RPI 51-100				RPI 101-200				Team's RPI: 106				RPI 201+			
RPI	S	Opponent	Score	RPI	S	Opponent	Score	RPI	S	Opponent	Score	RPI	S	Opponent	Score	RPI	S	Opponent	Score
3	H	Memphis	89 97	61	H	San Diego St.	80 65	138	H	St. John's (N.Y.)	81 73	212	H	Vermont	87 77				
4	H	Connecticut	62 76	62	H	Seton Hall	74 77	152	A	Rhode Island	69 77	228	A	Fairfield	81 78				
5	H	Florida	77 87	64	H	Louisville	67 72	169	H	Loyola (Md.)	94 81	237	H	South Fla.	77 56				
13	A	Pittsburgh	68 81	76	A	Rutgers	79 69	197	H	Yale	76 63	248	H	New Hampshire	75 51				
13	H	Pittsburgh	77 85	88	H	Northeastern	92 70												
19	A	Wichita St.	74 82	90	A	Notre Dame	77 92												
26	A	Georgetown	62 72	90	H	Notre Dame	75 82												
28	A	West Virginia	48 64	91	A	DePaul	61 60												
40	A	Marquette	78 88	91	H	DePaul	76 75												
43	A	Cincinnati	64 66																
LAST 10 Division I GAMES:																			
40	A	Marquette	78 88	13	H	Pittsburgh	77 85												
90	H	Notre Dame	75 82	91	A	DePaul	61 60												
13	A	Pittsburgh	68 81	138	H	St. John's (N.Y.)	81 73												
237	H	South Fla.	77 56	62	H	Seton Hall	74 77												
43	A	Cincinnati	64 66	4	H	Connecticut	62 76												

Non-Div I Games:

Providence

Loss,
Non-Conf, S Site,
H Home
A Away
N Neutral

Average RPI Win: 168
Average RPI Loss: 64

WON-LOST
RECORD

WINNING
PCT. RANK

LAST 10
GAMES

STRENGTH OF
SCHEDULE

OPP. STRENGTH
OF SCHEDULE

TEAM
RPI

CONF.
RPI

DIV. I ONLY	9- 19	268	2- 8	46	35	179	2
DIV. I NON-CONF.	6- 5	136	0- 0	138	212	134	3

TOTALS	RPI 1-50	RPI 51-100	W-L RECORDS	RPI 101-200	RPI 201+
9- 19	2- 10	2- 3	OVERALL	0- 6	5- 0
9- 5	2- 3	2- 0	HOME	0- 2	5- 0
0- 12	0- 6	0- 2	AWAY	0- 4	0- 0
0- 2	0- 1	0- 1	NEUTRAL	0- 0	0- 0
6- 5	0- 1	1- 2	NON-CONFERENCE	0- 2	5- 0
6- 0	0- 0	1- 0	HOME	0- 0	5- 0
0- 4	0- 1	0- 1	AWAY	0- 2	0- 0
0- 1	0- 0	0- 1	NEUTRAL	0- 0	0- 0
3- 14	2- 9	1- 1	CONFERENCE	0- 4	0- 0
3- 5	2- 3	1- 0	HOME	0- 2	0- 0
0- 8	0- 5	0- 1	AWAY	0- 2	0- 0
0- 1	0- 1	0- 0	NEUTRAL	0- 0	0- 0

RPI S	Opponent	Score
3	A Memphis	70 90
9	A Ohio St.	57 76
9	H Ohio St.	64 80
12	H Iowa	68 77
16	A Illinois	58 76
23	A Michigan St.	52 77
23	N Michigan St.	58 70
34	A Indiana	49 62
34	H Indiana	59 70
39	H Wisconsin	70 62
42	A Michigan	65 68
42	H Michigan	84 70

RPI S	Opponent	Score
65	H South Ala.	85 67
70	A Florida St.	57 97
82	N Xavier	55 74
83	A Minnesota	50 62
83	H Minnesota	72 55

RPI S	Opponent	Score
109	A Northwestern	53 66
109	H Northwestern	76 78
118	A Penn St.	54 74
118	H Penn St.	61 69
137	A Loyola (Ill.)	65 80
192	A Evansville	69 75

RPI S	Opponent	Score
224	H Tenn.-Martin	62 54
225	H Chicago St.	69 56
255	H New Orleans	68 56
287	H Wofford	82 75
291	H IPFW	79 69

LAST 10 Division I GAMES:

23	N Michigan St.	58 70	42	H Michigan	84 70
9	A Ohio St.	57 76	23	A Michigan St.	52 77
34	H Indiana	59 70	39	H Wisconsin	70 62
83	A Minnesota	50 62	12	H Iowa	68 77
118	H Penn St.	61 69	16	A Illinois	58 76

Non-Div I Games:

Purdue

Loss, Non-Conf, S Site, H Home A Away N Neutral

Average RPI Win:		256	WON-LOST RECORD		WINNING PCT. RANK	LAST 10 GAMES		STRENGTH OF SCHEDULE		OPP. STRENGTH OF SCHEDULE		TEAM RPI		CONF. RPI	
DIV. I ONLY		11- 16	231		4- 6		248		291		260		26		
DIV. I NON-CONF.		4- 4	151		0- 0		263		295		201		26		
TOTALS		RPI 1-50		RPI 51-100		W-L RECORDS		RPI 101-200		RPI 201+					
11- 16		0- 1		0- 0		OVERALL		1- 7		10- 8					
7- 5		0- 0		0- 0		HOME		1- 2		6- 3					
3- 10		0- 1		0- 0		AWAY		0- 5		3- 4					
1- 1		0- 0		0- 0		NEUTRAL		0- 0		1- 1					
4- 4		0- 1		0- 0		NON-CONFERENCE		0- 1		4- 2					
2- 1		0- 0		0- 0		HOME		0- 0		2- 1					
1- 2		0- 1		0- 0		AWAY		0- 1		1- 0					
1- 1		0- 0		0- 0		NEUTRAL		0- 0		1- 1					
7- 12		0- 0		0- 0		CONFERENCE		1- 6		6- 6					
5- 4		0- 0		0- 0		HOME		1- 2		4- 2					
2- 8		0- 0		0- 0		AWAY		0- 4		2- 4					
0- 0		0- 0		0- 0		NEUTRAL		0- 0		0- 0					

RPI 1-50		RPI 51-100		RPI 101-200		RPI 201+ Team's RPI: 260		
RPI S	Opponent	Score	RPI S	Opponent	Score	RPI S	Opponent	Score
4	A Connecticut	75 111				135	A Monmouth	74 80
						135	H Monmouth	82 85
						141	A Fairleigh Dickinson	70 76
						141	A Fairleigh Dickinson	65 66
						141	H Fairleigh Dickinson	102 81
						152	A Rhode Island	72 87
						163	A Central Conn. St.	69 79
						163	H Central Conn. St.	67 79
						207	A Cornell	55 45
						214	A Robert Morris	77 89
						214	H Robert Morris	85 90
						229	A Wagner	63 81
						229	H Wagner	60 64
						230	A Mt. St. Mary's	78 82
						230	H Mt. St. Mary's	68 62
						244	N Troy	83 94
						248	N New Hampshire	64 62
						261	A Sacred Heart	71 65
						261	H Sacred Heart	72 68
						270	A St. Francis (N.Y.)	66 70
						270	H St. Francis (N.Y.)	73 68
						274	H Long Island	82 69
						275	H Brown	60 64
						286	H Colgate	67 59
						311	H Dartmouth	88 77
						323	A St. Francis (Pa.)	65 62

LAST 10 Division I GAMES:			
141	A	Fairleigh Dickinson	65 66
163	H	Central Conn. St.	67 79
261	A	Sacred Heart	71 65
230	A	Mt. St. Mary's	78 82
229	H	Wagner	60 64
214	A	Robert Morris	77 89
323	A	St. Francis (Pa.)	65 62
270	H	St. Francis (N.Y.)	73 68
261	H	Sacred Heart	72 68
270	A	St. Francis (N.Y.)	66 70

Non-Div I Games: Concordia (N.Y.) 106 57

Quinnipiac

Average RPI Win: 253
Average RPI Loss: 148

WON-LOST
RECORD

WINNING
PCT. RANK

LAST 10
GAMES

STRENGTH OF
SCHEDULE

OPP. STRENGTH
OF SCHEDULE

TEAM
RPI

CONF.
RPI

DIV. I ONLY
DIV. I NON-CONF.

14- 13
5- 5

147
151

4- 6
0- 0

274
270

266
279

193
208

19
25

TOTALS

RPI 1-50

RPI 51-100

W-L RECORDS

RPI 101-200

RPI 201+

14- 13

0- 2

0- 2

OVERALL

3- 6

11- 3

6- 4

0- 0

0- 1

HOME

2- 2

4- 1

5- 8

0- 2

0- 1

AWAY

1- 3

4- 2

3- 1

0- 0

0- 0

NEUTRAL

0- 1

3- 0

5- 5

0- 2

0- 0

NON-CONFERENCE

0- 2

5- 1

1- 0

0- 0

0- 0

HOME

0- 0

1- 0

1- 4

0- 2

0- 0

AWAY

0- 1

1- 1

3- 1

0- 0

0- 0

NEUTRAL

0- 1

3- 0

9- 8

0- 0

0- 2

CONFERENCE

3- 4

6- 2

5- 4

0- 0

0- 1

HOME

2- 2

3- 1

4- 4

0- 0

0- 1

AWAY

1- 2

3- 1

0- 0

0- 0

0- 0

NEUTRAL

0- 0

0- 0

RPI 1-50

RPI 51-100

RPI 101-200

Team's RPI: 193





RPI 201+




RPI S Opponent Score
















RPI S Opponent Score


















RPI S Opponent Score

RPI S Opponent Score








15  George Mason 69 
45  Arkansas 55 










73  Winthrop 44 
73  Winthrop 75 

120  Coastal Caro. 70 69
120  Coastal Caro. 75 
148  Virginia Tech 50 
157  Bi rmi ngham-So. 57 
157  Bi rmi ngham-So. 75 64
164  Hi gh Poi nt 62 
164  Hi gh Poi nt 96 76
164  Hi gh Poi nt 84 
196 N  Texas-Arl ington 66 

226  East Tenn. St. 95 85
227  Charleston So. 80 71
227  Charleston So. 81 76
242  UNC Asheville 57 
242  UNC Asheville 80 
256 N  Bowling Green 81 63
264 N  Western Caro. 69 56
284  Hampton 69 
311 N  Dartmouth 85 78
316  Li berty 60 50
316  Li berty 69 54
317  VMI 77 69
317  VMI 101 77
324  N. C. A&T 83 76





LAST 10 Div sion I GAMES:

164  Hi gh Poi nt 84 
120  Coastal Caro. 75 
317  VMI 77 69
316  Li berty 69 54
227  Charleston So. 81 76

73  Winthrop 44 
157  Bi rmi ngham-So. 75 64
242  UNC Asheville 57 
164  Hi gh Poi nt 62 
157  Bi rmi ngham-So. 57 

Non-Div I Games: Virginia Interm 78 66 Southern Va. 91 62

Radford

 Loss,  Non-Conf, S Site,  Home  Away N Neutral

Average RPI Win: 187
Average RPI Loss: 98

WON-LOST
RECORD

WINNING
PCT. RANK

LAST 10
GAMES

STRENGTH OF
SCHEDULE

OPP. STRENGTH
OF SCHEDULE

TEAM
RPI

CONF.
RPI

DIV. I ONLY
DIV. I NON-CONF.

14- 14
6- 5

157
136

3- 7
0- 0

124
126

103
164

152
123

11
8

TOTALS

RPI 1-50

RPI 51-100

W-L RECORDS

RPI 101-200

RPI 201+

14- 14

0- 4

2- 4

OVERALL

5- 5

7- 1

10- 6

0- 2

2- 2

HOME

3- 1

5- 1

4- 7

0- 2

0- 1

AWAY

2- 4

2- 0

0- 1

0- 0

0- 1

NEUTRAL

0- 0

0- 0

6- 5

0- 2

1- 1

NON-CONFERENCE

1- 1

4- 1

5- 3

0- 1

1- 1

HOME

1- 0

3- 1

1- 2

0- 1

0- 0

AWAY

0- 1

1- 0

0- 0

0- 0

0- 0

NEUTRAL

0- 0

0- 0

8- 9

0- 2

1- 3

CONFERENCE

4- 4

3- 0

5- 3

0- 1

1- 1

HOME

2- 1

2- 0

3- 5

0- 1

0- 1

AWAY

2- 3

1- 0

0- 1

0- 0

0- 1

NEUTRAL

0- 0

0- 0

RPI 1-50

RPI 51-100

RPI 101-200

Team's RPI: 152

RPI 201+

RPI	S	Opponent	Score
17	H	Boston College	56 78
33	A	George Washington	62 81
48	H	St. Joseph's	55 57
49	A	Houston	41 67

RPI	S	Opponent	Score
75	H	Manhattan	78 69
81	H	Temple	69 63
81	N	Temple	45 74
82	H	Xavier	76 85
96	H	Ohio	63 71
99	A	Charlotte	80 88

RPI	S	Opponent	Score
103	A	St. Louis	62 73
103	H	St. Louis	53 58
104	A	La Salle	71 68
106	H	Providence	77 69
128	A	Massachusetts	61 63
128	H	Massachusetts	58 55
133	A	Fordham	76 79
133	H	Fordham	64 59
165	A	Utah	50 66
184	A	Dayton	65 56

RPI	S	Opponent	Score
205	H	Richmond	58 46
209	A	Boston U.	48 38
229	H	Wagner	61 63
260	H	Quinnipiac	87 72
261	H	Sacred Heart	56 50
275	H	Brown	57 40
290	A	St. Bonaventure	71 66
308	H	Duquesne	79 69

LAST 10 Division I GAMES:

81	N	Temple	45 74	48	H	St. Joseph's	55 57
184	A	Dayton	65 56	133	A	Fordham	76 79
81	H	Temple	69 63	308	H	Duquesne	79 69
82	H	Xavier	76 85	128	A	Massachusetts	61 63
103	A	St. Louis	62 73	103	H	St. Louis	53 58

Non-Div I Games:

Rhode Island

Average RPI Win:	232	WON-LOST	WINNING	LAST 10	STRENGTH OF	OPP. STRENGTH	TEAM	CONF.
Average RPI Loss:	124	RECORD	PCT. RANK	GAMES	SCHEDULE	OF SCHEDULE	RPI	RPI

DIV. I ONLY	10- 16	246	3- 7	151	168	221	14
DIV. I NON-CONF.	4- 7	217	0- 0	127	213	184	13

TOTALS	RPI 1-50	RPI 51-100	W-L RECORDS	RPI 101-200	RPI 201+
10- 16	1- 6	0- 2	OVERALL	1- 4	8- 4
7- 6	1- 3	0- 0	HOME	1- 2	5- 1
3- 7	0- 2	0- 2	AWAY	0- 1	3- 2
0- 3	0- 1	0- 0	NEUTRAL	0- 1	0- 1
4- 7	0- 3	0- 1	NON-CONFERENCE	1- 3	3- 0
4- 2	0- 1	0- 0	HOME	1- 1	3- 0
0- 3	0- 1	0- 1	AWAY	0- 1	0- 0
0- 2	0- 1	0- 0	NEUTRAL	0- 1	0- 0
6- 9	1- 3	0- 1	CONFERENCE	0- 1	5- 4
3- 4	1- 2	0- 0	HOME	0- 1	2- 1
3- 4	0- 1	0- 1	AWAY	0- 0	3- 2
0- 1	0- 0	0- 0	NEUTRAL	0- 0	0- 1

RPI S	Opponent	Score
3	H Memphis	79 84
10	H Texas	58 85
40	A Marquette	65 82
41	H UAB	68 75
45	N Arkansas	61 80
49	A Houston	71 74
49	H Houston	71 62

RPI S	Opponent	Score
67	A Murray St.	65 83
77	A UTEP	47 58

RPI S	Opponent	Score
146	A Oregon	60 84
158	N IUPUI	56 58
165	H Utah	96 94
190	H UCF	64 77
197	H Yale	67 70

RPI S	Opponent	Score
202	H Princeton	52 41
206	A Tul sa	73 80
217	A Tul ane	60 57
217	H Tul ane	53 70
233	A Marshal l	78 75
246	A Southern Mi ss.	67 61
269	A Southern Methodi st	69 80
269	H Southern Methodi st	68 66
269	N Southern Methodi st	59 61
300	H East Caro.	62 54
307	H Texas Southern	81 65
334	H Prai ri e View	67 58

LAST 10 Division I GAMES:

269	N Southern Methodi st	59 61	300	H East Caro.	62 54
269	H Southern Methodi st	68 66	206	A Tul sa	73 80
49	A Houston	71 74	233	A Marshal l	78 75
190	H UCF	64 77	3	H Memphis	79 84
77	A UTEP	47 58	217	H Tul ane	53 70

Non-Div I Games: N.M. Highlands 87 75 Palm Beach Atl. 93 54

Rice

Average RPI Win:		202	WON-LOST	WINNING	LAST 10	STRENGTH OF	OPP. STRENGTH	TEAM	CONF.
Average RPI Loss:		115	RECORD	PCT. RANK	GAMES	SCHEDULE	OF SCHEDULE	RPI	RPI
DIV. I ONLY	13- 17	209	2- 8	164	132	205	11		
DIV. I NON-CONF.	7- 6	141	0- 0	238	210	168	8		
TOTALS	RPI 1-50	RPI 51-100	W-L RECORDS	RPI 101-200	RPI 201+				
13- 17	0- 3	3- 7	OVERALL	4- 4	6- 3				
11- 5	0- 1	3- 3	HOME	4- 1	4- 0				
1- 10	0- 2	0- 4	AWAY	0- 2	1- 2				
1- 2	0- 0	0- 0	NEUTRAL	0- 1	1- 1				
7- 6	0- 0	2- 4	NON-CONFERENCE	1- 0	4- 2				
6- 2	0- 0	2- 2	HOME	1- 0	3- 0				
0- 3	0- 0	0- 2	AWAY	0- 0	0- 1				
1- 1	0- 0	0- 0	NEUTRAL	0- 0	1- 1				
6- 11	0- 3	1- 3	CONFERENCE	3- 4	2- 1				
5- 3	0- 1	1- 1	HOME	3- 1	1- 0				
1- 7	0- 2	0- 2	AWAY	0- 2	1- 1				
0- 1	0- 0	0- 0	NEUTRAL	0- 1	0- 0				
RPI S Opponent	RPI 1-50 Score	RPI S Opponent	Score	RPI S Opponent	Score	RPI S Opponent	Score	RPI S Opponent	Score
33 A George Washington	55 80	52 H Old Dominion	61 58	103 H St. Louis	65 54	217 A Tulane	41 64		
33 H George Washington	51 64	62 H Seton Hall	60 49	104 H La Salle	56 67	231 N Arkansas St.	37 56		
48 A St. Joseph's	39 70	64 A Louisville	45 53	128 H Massachusetts	81 66	263 H William & Mary	52 50		
		80 A Va. Commonwealth	37 49	133 A Fordham	45 63	284 H Hampton	44 40		
		81 A Temple	30 69	133 N Fordham	37 45	290 A St. Bonaventure	57 71		
		82 H Xavier	51 63	152 A Rhode Island	46 58	290 H St. Bonaventure	65 64		
		86 H Virginia	43 59	184 H Dayton	58 50	308 A Duquesne	62 48		
		89 H Wake Forest	40 47	199 H McNeese St.	58 50	314 H Longwood	74 60		
		99 A Charlotte	47 64			334 N Prairie View	62 48		
		99 H Charlotte	63 56						
LAST 10 Division I GAMES:									
133 N Fordham	37 45	33 H George Washington	51 64						
290 H St. Bonaventure	65 64	99 A Charlotte	47 64						
128 H Massachusetts	81 66	290 A St. Bonaventure	57 71						
48 A St. Joseph's	39 70	82 H Xavier	51 63						
81 A Temple	30 69	33 A George Washington	55 80						

Non-Div I Games:

Richmond

Loss, Non-Conf, S Site, H Home A Away N Neutral

Richmond

Richmond

Average RPI Win: 239
Average RPI Loss: 199

WON-LOST
RECORD

WINNING
PCT. RANK

LAST 10
GAMES

STRENGTH OF
SCHEDULE

OPP. STRENGTH
OF SCHEDULE

TEAM
RPI

CONF.
RPI

DIV. I ONLY 13- 14 171 4- 6
DIV. I NON-CONF. 2- 5 256 0- 0

287 268 214 26
276 223 286 26

TOTALS RPI 1-50

RPI 51-100

W-L RECORDS

RPI 101-200

RPI 201+

13- 14 0- 2

0- 0

OVERALL

3- 3

10- 9

9- 2 0- 0

0- 0

HOME

2- 1

7- 1

4- 12 0- 2

0- 0

AWAY

1- 2

3- 8

0- 0 0- 0

0- 0

NEUTRAL

0- 0

0- 0

2- 5 0- 2

0- 0

NON-CONFERENCE

0- 0

2- 3

2- 0 0- 0

0- 0

HOME

0- 0

2- 0

0- 5 0- 2

0- 0

AWAY

0- 0

0- 3

0- 0 0- 0

0- 0

NEUTRAL

0- 0

0- 0

11- 9 0- 0

0- 0

CONFERENCE

3- 3

8- 6

7- 2 0- 0

0- 0

HOME

2- 1

5- 1

4- 7 0- 0

0- 0

AWAY

1- 2

3- 5

0- 0 0- 0

0- 0

NEUTRAL

0- 0

0- 0

RPI 1-50

RPI 51-100

RPI 101-200

RPI 201+

Team's RPI: 214

RPI S Opponent Score
12 A Iowa 51 73
13 A Pittsburgh 59 86

RPI S Opponent Score

RPI S Opponent Score
135 A Monmouth 87 75
135 H Monmouth 73 65
141 A Fairleigh Dickinson 78 93
141 A Fairleigh Dickinson 55 71
141 H Fairleigh Dickinson 83 84
163 H Central Conn. St. 77 74

RPI S Opponent Score
227 H Charleston So. 97 85
229 A Wagner 69 75
229 H Wagner 95 90
230 A Mt. St. Mary's 59 60
230 A Mt. St. Mary's 67 66
230 H Mt. St. Mary's 62 64
248 A New Hampshire 65 71
260 A Quinnipiac 90 85
260 H Quinnipiac 89 77
261 A Sacred Heart 60 73
270 A St. Francis (N.Y.) 69 70
270 H St. Francis (N.Y.) 73 71
274 A Long Island 69 74
274 H Long Island 70 66
281 H Maine 62 53
290 A St. Bonaventure 61 80
308 A Duquesne 58 73
323 A St. Francis (Pa.) 70 54
323 H St. Francis (Pa.) 79 67

LAST 10 Division I GAMES:

141 A Fairleigh Dickinson 55 71
230 A Mt. St. Mary's 67 66
230 H Mt. St. Mary's 62 64
323 A St. Francis (Pa.) 70 54
270 A St. Francis (N.Y.) 69 70
274 A Long Island 69 74
260 H Quinnipiac 89 77
163 H Central Conn. St. 77 74
141 A Fairleigh Dickinson 78 93
230 A Mt. St. Mary's 59 60

Robert Morris

Robert Morris

Non-Div I Games: Lock Haven

100 64

Medaille

109 36

Robert Morris

Loss, Non-Conf, S Site, H Home A Away N Neutral

Average RPI Win: 144

Average RPI Loss: 57

WON-LOST
RECORDWINNING
PCT. RANKLAST 10
GAMESSTRENGTH OF
SCHEDULEOPP. STRENGTH
OF SCHEDULETEAM
RPICONF.
RPI

DIV. I ONLY

18- 14

123

6- 4

51

46

76

3

DIV. I NON-CONF.

10- 4

68

1- 1

83

183

57

2

TOTALS

RPI 1-50

RPI 51-100

W-L RECORDS

RPI 101-200

RPI 201+

18- 14

1- 8

6- 3

OVERALL

5- 3

6- 0

11- 5

1- 2

3- 1

HOME

2- 2

5- 0

5- 7

0- 4

1- 2

AWAY

3- 1

1- 0

2- 2

0- 2

2- 0

NEUTRAL

0- 0

0- 0

10- 4

0- 2

2- 1

NON-CONFERENCE

4- 1

4- 0

7- 1

0- 0

1- 1

HOME

2- 0

4- 0

2- 2

0- 1

0- 0

AWAY

2- 1

0- 0

1- 1

0- 1

1- 0

NEUTRAL

0- 0

0- 0

8- 10

1- 6

4- 2

CONFERENCE

1- 2

2- 0

4- 4

1- 2

2- 0

HOME

0- 2

1- 0

3- 5

0- 3

1- 2

AWAY

1- 0

1- 0

1- 1

0- 1

1- 0

NEUTRAL

0- 0

0- 0

RPI 1-50

RPI	S	Opponent	Score
2	H	Villanova	78 84
2	N	Villanova	55 87
13	H	Pittsburgh	68 76
16	N	Illinois	57 77
18	A	Syracuse	84 86
26	A	Georgetown	50 66
40	H	Marquette	91 84
43	A	Cincinnati	66 71
48	A	St. Joseph's	62 71

RPI 51-100

Team's RPI: 76

RPI	S	Opponent	Score
53	N	Kent St.	55 52
62	A	Seton Hall	67 73
62	H	Seton Hall	82 78
62	N	Seton Hall	61 48
64	H	Louisville	65 56
81	H	Temple	67 53
90	A	Notre Dame	63 90
91	A	DePaul	78 68
99	H	Charlotte	82 85

RPI 101-200

RPI	S	Opponent	Score
106	H	Providence	69 79
114	H	Delaware St.	49 42
118	A	Penn St.	76 71
123	A	St. Mary's (Cal.)	75 69
131	A	Buffalo	53 62
138	A	St. John's (N.Y.)	82 70
138	H	St. John's (N.Y.)	51 54
155	H	Austin Peay	66 46

RPI 201+

RPI	S	Opponent	Score
202	H	Princeton	54 44
218	H	South Carolina St.	63 45
237	A	South Fla.	65 51
237	H	South Fla.	62 44
281	H	Maine	91 56
319	H	Md.-East. Shore	92 50

LAST 10 Division I GAMES:

48	A	St. Joseph's	62 71	237	H	South Fla.	62 44
118	A	Penn St.	76 71	26	A	Georgetown	50 66
2	N	Villanova	55 87	237	A	South Fla.	65 51
62	N	Seton Hall	61 48	138	H	St. John's (N.Y.)	51 54
138	A	St. John's (N.Y.)	82 70	40	H	Marquette	91 84

Rutgers

Rutgers

Non-Div I Games: St. Thomas Aquinas 56

Rutgers

Average RPI Win:	214	WON-LOST	WINNING	LAST 10	STRENGTH OF	OPP. STRENGTH	TEAM	CONF.
Average RPI Loss:	148	RECORD	PCT. RANK	GAMES	SCHEDULE	OF SCHEDULE	RPI	RPI

DIV. I ONLY	13- 15	184	2- 8	148	220	156	17
DIV. I NON-CONF.	7- 5	113	0- 0	123	271	117	18

TOTALS	RPI 1-50	RPI 51-100	W-L RECORDS	RPI 101-200	RPI 201+
13- 15	0- 2	0- 2	OVERALL	7- 6	6- 5
5- 5	0- 0	0- 1	HOME	4- 1	1- 3
7- 9	0- 2	0- 1	AWAY	2- 4	5- 2
1- 1	0- 0	0- 0	NEUTRAL	1- 1	0- 0
7- 5	0- 2	0- 0	NON-CONFERENCE	4- 2	3- 1
3- 0	0- 0	0- 0	HOME	2- 0	1- 0
3- 4	0- 2	0- 0	AWAY	1- 1	2- 1
1- 1	0- 0	0- 0	NEUTRAL	1- 1	0- 0
6- 10	0- 0	0- 2	CONFERENCE	3- 4	3- 4
2- 5	0- 0	0- 1	HOME	2- 1	0- 3
4- 5	0- 0	0- 1	AWAY	1- 3	3- 1
0- 0	0- 0	0- 0	NEUTRAL	0- 0	0- 0

RPI 1-50				RPI 51-100				RPI 101-200				Team's RPI: 156				RPI 201+			
RPI	S	Opponent	Score	RPI	S	Opponent	Score	RPI	S	Opponent	Score	RPI	S	Opponent	Score	RPI	S	Opponent	Score
6	A	UCLA	56 86	57	A	Montana	79 84	107	N	Samford	49 52	213	A	Idaho St.	107 106				
27	A	Nevada	74 82	57	H	Montana	71 73	130	N	Southern U.	67 64	213	H	Idaho St.	71 72				
								132	A	Northern Ari z.	83 89	241	A	Montana St.	70 75				
								132	A	Northern Ari z.	83 98	241	A	Montana St.	71 70				
								132	H	Northern Ari z.	72 92	241	H	Montana St.	75 78				
								144	A	Eastern Wash.	75 87	266	A	Weber St.	73 66				
								144	H	Eastern Wash.	88 69	266	H	Weber St.	73 76				
								154	H	Long Beach St.	106 94	278	H	Cal Poly	80 59				
								175	H	Denver	79 65	280	A	Utah Valley St.	69 71				
								180	A	Boi se St.	61 70	296	A	UC Davis	72 67				
								185	A	San Franci sco	85 78	304	A	Southern Utah	76 68				
								198	A	Portl and St.	68 65								
								198	H	Portl and St.	76 60								
LAST 10 Division I GAMES:																			
132	A	Northern Ari z.	83 98	213	H	Idaho St.	71 72												
241	A	Montana St.	71 70	266	H	Weber St.	73 76												
241	A	Montana St.	70 75	198	A	Portland St.	68 65												
132	H	Northern Ari z.	72 92	144	A	Eastern Wash.	75 87												
57	A	Montana	79 84	132	A	Northern Ari z.	83 89												

Non-Div I Games: Christian Herita 64 55 William Jessup 100 61

Sacramento St.

Average RPI Win: 233
Average RPI Loss: 191

WON-LOST
RECORD

WINNING
PCT. RANK

LAST 10
GAMES

STRENGTH OF
SCHEDULE

OPP. STRENGTH
OF SCHEDULE

TEAM
RPI

CONF.
RPI

DIV. I ONLY
DIV. I NON-CONF.

11- 17
3- 6

240
229

2- 8
0- 0

243
159

283
264

261
229

26
26

TOTALS

RPI 1-50

RPI 51-100

W-L RECORDS

RPI 101-200

RPI 201+

11- 17

0- 1

0- 1

OVERALL

3- 7

8- 8

8- 5

0- 0

0- 0

HOME

2- 1

6- 4

3- 12

0- 1

0- 1

AWAY

1- 6

2- 4

0- 0

0- 0

0- 0

NEUTRAL

0- 0

0- 0

3- 6

0- 1

0- 1

NON-CONFERENCE

2- 2

1- 2

2- 2

0- 0

0- 0

HOME

1- 0

1- 2

1- 4

0- 1

0- 1

AWAY

1- 2

0- 0

0- 0

0- 0

0- 0

NEUTRAL

0- 0

0- 0

8- 11

0- 0

0- 0

CONFERENCE

1- 5

7- 6

6- 3

0- 0

0- 0

HOME

1- 1

5- 2

2- 8

0- 0

0- 0

AWAY

0- 4

2- 4

0- 0

0- 0

0- 0

NEUTRAL

0- 0

0- 0

RPI 1-50

RPI S Opponent Score
17 A Boston College 66 77

RPI 51-100

RPI S Opponent Score
72 A Miami (Fla.) 57 63

RPI 101-200

RPI S Opponent Score
116 A Albany (N.Y.) 63 61
135 A Monmouth 64 73
141 A Fairleigh Dickinson 73 81
141 H Fairleigh Dickinson 76 85
149 H Lehigh 66 55
152 A Rhode Island 50 56
163 A Central Conn. St. 56 73
163 A Central Conn. St. 68 86
163 H Central Conn. St. 74 71
197 A Yale 67 72

RPI 201+

Team's RPI: 261

RPI S Opponent Score
210 H Harvard 72 75
214 H Robert Morris 73 60
229 A Wagner 70 62
229 H Wagner 61 50
230 A Mt. St. Mary's 69 78
230 H Mt. St. Mary's 57 54
260 A Quinnipiac 68 72
260 H Quinnipiac 65 71
270 A St. Francis (N.Y.) 58 62
270 H St. Francis (N.Y.) 81 73
274 A Long Island 60 63
274 H Long Island 65 80
289 H Columbia 59 61
322 H Army 76 62
323 A St. Francis (Pa.) 74 72
323 H St. Francis (Pa.) 65 54

LAST 10 Division I GAMES:

163 A Central Conn. St. 68 86
260 H Quinnipiac 65 71
270 H St. Francis (N.Y.) 81 73
163 A Central Conn. St. 56 73
141 H Fairleigh Dickinson 76 85
270 A St. Francis (N.Y.) 58 62
230 H Mt. St. Mary's 57 54
274 H Long Island 65 80
260 A Quinnipiac 68 72
274 A Long Island 60 63

Sacred Heart

Sacred Heart

Non-Div I Games:

Sacred Heart

Loss, Non-Conf, S Site, H Home A Away N Neutral

Average RPI Win:		215	WON-LOST RECORD		WINNING PCT. RANK	LAST 10 GAMES	STRENGTH OF SCHEDULE	OPP. STRENGTH OF SCHEDULE	TEAM RPI	CONF. RPI	
Average RPI Loss:		138									
DIV. I ONLY		18- 9	52		7- 3	242	197	111	22		
DIV. I NON-CONF.		5- 3	103		0- 0	231	25	120	21		
<hr/>											
TOTALS		RPI 1-50	RPI 51-100		W-L RECORDS		RPI 101-200		RPI 201+		
18- 9		0- 2	2- 2		OVERALL		8- 3		8- 2		
10- 2		0- 0	1- 0		HOME		3- 1		6- 1		
7- 7		0- 2	1- 2		AWAY		4- 2		2- 1		
1- 0		0- 0	0- 0		NEUTRAL		1- 0		0- 0		
5- 3		0- 2	1- 0		NON-CONFERENCE		2- 1		2- 0		
2- 0		0- 0	0- 0		HOME		0- 0		2- 0		
2- 3		0- 2	1- 0		AWAY		1- 1		0- 0		
1- 0		0- 0	0- 0		NEUTRAL		1- 0		0- 0		
13- 6		0- 0	1- 2		CONFERENCE		6- 2		6- 2		
8- 2		0- 0	1- 0		HOME		3- 1		4- 1		
5- 4		0- 0	0- 2		AWAY		3- 1		2- 1		
0- 0		0- 0	0- 0		NEUTRAL		0- 0		0- 0		
<hr/>											
RPI 1-50		RPI 51-100		RPI 101-200		Team's RPI: 111		RPI 201+			
RPI S	Opponent	Score	RPI S	Opponent	Score	RPI S	Opponent	Score	RPI S	Opponent	Score
21	A Arizona	51 87	59	A Northwestern St.	68 77	125	A Drexel	61 72	240	H Stephen F. Austin	72 73
49	A Houston	46 68	59	A Northwestern St.	87 95	147	A Missouri	80 77	240	H Stephen F. Austin	78 72
			59	H Northwestern St.	80 73	187	A Southeastern La.	68 64	246	H Southern Mi ss.	61 57
			98	A New Mexico St.	78 77	187	H Southeastern La.	66 62	257	A UTSA	71 63
						190	N UCF	68 63	257	H UTSA	90 87
						191	A Lamar	85 82	259	H La. -Monroe	74 51
						196	A Texas-Arlington	80 76	294	A Ni chol l s St.	73 80
						196	H Texas-Arlington	91 81	301	H Al corn St.	51 50
						196	H Texas-Arlington	86 84	327	A Texas St.	80 70
						199	A McNeese St.	64 76	327	H Texas St.	75 61
						199	H McNeese St.	57 60			
<hr/>											
LAST 10 Division I GAMES:											
59	A Northwestern St.	87 95	257	H UTSA	90 87						
240	H Stephen F. Austin	78 72	327	H Texas St.	75 61						
196	H Texas-Arlington	86 84	199	A McNeese St.	64 76						
240	H Stephen F. Austin	72 73	191	A Lamar	85 82						
196	A Texas-Arlington	80 76	187	H Southeastern La.	66 62						

Non-Div I Games: LeTourneau 83 37 Huston-Tillotson 76 46 Paul Quinn 124 70 Texas Col. 85 49 Sam Houston St.

Average RPI Win: 218		WON-LOST	WINNING	LAST 10	STRENGTH OF	OPP. STRENGTH	TEAM	CONF.
Average RPI Loss: 119		RECORD	PCT. RANK	GAMES	SCHEDULE	OF SCHEDULE	RPI	RPI
DIV. I ONLY	18- 11	81	5- 5	167	225	107	21	
DIV. I NON-CONF.	2- 4	229	0- 1	25	30	135	20	
TOTALS	RPI 1-50	RPI 51-100	W-L RECORDS	RPI 101-200	RPI 201+			
18- 11	0- 2	1- 4	OVERALL	6- 4	11- 1			
8- 3	0- 0	1- 0	HOME	1- 3	6- 0			
8- 7	0- 2	0- 3	AWAY	3- 1	5- 1			
2- 1	0- 0	0- 1	NEUTRAL	2- 0	0- 0			
2- 4	0- 2	0- 2	NON-CONFERENCE	1- 0	1- 0			
0- 0	0- 0	0- 0	HOME	0- 0	0- 0			
1- 4	0- 2	0- 2	AWAY	0- 0	1- 0			
1- 0	0- 0	0- 0	NEUTRAL	1- 0	0- 0			
16- 7	0- 0	1- 2	CONFERENCE	5- 4	10- 1			
8- 3	0- 0	1- 0	HOME	1- 3	6- 0			
7- 3	0- 0	0- 1	AWAY	3- 1	4- 1			
1- 1	0- 0	0- 1	NEUTRAL	1- 0	0- 0			
RPI S Opponent Score	RPI 1-50	RPI S Opponent Score	RPI 51-100	RPI S Opponent Score	RPI 101-200 Team's RPI: 107	RPI S Opponent Score	RPI 201+	
10 A Texas 33 77		65 A South Ala. 52 55		136 A Tennessee Tech 68 43		208 A Tennessee St. 64 54		
20 A Okl ahoma 41 68		67 A Murray St. 38 59		136 H Tennessee Tech 85 88		208 H Tennessee St. 68 48		
		67 H Murray St. 61 50		136 N Tennessee Tech 73 66		208 H Tennessee St. 78 67		
		67 N Murray St. 57 74		155 A Austin Peay 68 74		224 A Tenn. -Martin 79 65		
		96 A Ohi o 52 64		155 H Austin Peay 84 68		224 H Tenn. -Martin 67 60		
				156 N Sacramento St. 52 49		246 A Southern Mi ss. 52 33		
				181 A Jacksonville St. 90 69		309 A Eastern III. 52 41		
				181 H Jacksonville St. 61 62		309 H Eastern III. 58 55		
				194 A Eastern Ky. 85 66		313 A Southeast Mo. St. 52 63		
				194 H Eastern Ky. 70 75		313 H Southeast Mo. St. 68 53		
						321 A Morehead St. 65 64		
						321 H Morehead St. 76 52		
LAST 10 Division I GAMES:								
		67 N Murray St. 57 74		96 A Ohi o 52 64				
		136 N Tennessee Tech 73 66		321 H Morehead St. 76 52				
		208 H Tennessee St. 78 67		194 H Eastern Ky. 70 75				
		309 A Eastern III. 52 41		155 A Austin Peay 68 74				
		313 A Southeast Mo. St. 52 63		309 H Eastern III. 58 55				

Non-Div I Games: Bryan

96 45

Campbellsville 91 56

Samford

Average RPI Win: 196

Average RPI Loss: 151

WON-LOST
RECORDWINNING
PCT. RANKLAST 10
GAMESSTRENGTH OF
SCHEDULEOPP. STRENGTH
OF SCHEDULETEAM
RPICONF.
RPI

DIV. I ONLY

17- 12

106

4- 6

238

139

139

12

DIV. I NON-CONF.

9- 3

51

0- 0

267

273

115

10

TOTALS

RPI 1-50

RPI 51-100

W-L RECORDS

RPI 101-200

RPI 201+

17- 12

0- 3

1- 0

OVERALL

9- 5

7- 4

8- 4

0- 1

1- 0

HOME

4- 3

3- 0

6- 8

0- 2

0- 0

AWAY

3- 2

3- 4

3- 0

0- 0

0- 0

NEUTRAL

2- 0

1- 0

9- 3

0- 0

1- 0

NON-CONFERENCE

4- 1

4- 2

4- 1

0- 0

1- 0

HOME

2- 1

1- 0

4- 2

0- 0

0- 0

AWAY

1- 0

3- 2

1- 0

0- 0

0- 0

NEUTRAL

1- 0

0- 0

8- 9

0- 3

0- 0

CONFERENCE

5- 4

3- 2

4- 3

0- 1

0- 0

HOME

2- 2

2- 0

2- 6

0- 2

0- 0

AWAY

2- 2

0- 2

2- 0

0- 0

0- 0

NEUTRAL

1- 0

1- 0

RPI 1-50

RPI 51-100

RPI 101-200 Team's RPI: 139

RPI 201+

RPI S Opponent

Score

RPI S Opponent






Score


RPI S Opponent


















Score















RPI S Opponent

Score















11  Gonzaga 59 
 11  Gonzaga 92 
 11  Gonzaga 63 

61  San Diego St. 90 80

123  St. Mary's (Cal.) 86 78
 123  St. Mary's (Cal.) 77 
 124  New Mexico 63 56
 129 N Fresno St. 72 61
 137  Loyola (Ill.) 90 57
 144  Eastern Wash. 97 78
 150  Loyola Marymount 84 
 150  Loyola Marymount 76 
 183  Santa Clara 81 66
 183  Santa Clara 75 69
 185  San Francisco 71 
 185  San Francisco 71 68
 185 N San Francisco 62 59
 196  Texas-Arlington 91 





219  UC Santa Barb. 65 
 220  Furman 80 73
 239  Portland 72 
 239  Portland 78 68
 249  Pepperdine 54 
 249  Pepperdine 84 71
 249 N Pepperdine 85 72
 271  San Jose St. 68 
 293  Campbell 90 81
 312  UC Riverside 82 65
 312  UC Riverside 94 67

LAST 10 Division I GAMES:

11  Gonzaga 92 
 185 N San Francisco 62 59
 249 N Pepperdine 85 72
 239  Portland 72 
 11  Gonzaga 59 
 123  St. Mary's (Cal.) 77 
 185  San Francisco 71 
 185  San Francisco 71 68
 150  Loyola Marymount 76 
 249  Pepperdine 84 71

Non-Div I Games: Pt. Loma Nazaren104 57

San Diego

 Loss,  Non-Conf, S Site,  Home  Away N Neutral

Average RPI Win: 167

WON-LOST
RECORDWINNING
PCT. RANKLAST 10
GAMESSTRENGTH OF
SCHEDULEOPP. STRENGTH
OF SCHEDULETEAM
RPICONF.
RPI

Average RPI Loss: 103

DIV. I ONLY	22- 9	37	8- 2	116	97	61	9
DIV. I NON-CONF.	6- 6	151	1- 1	220	100	166	11
TOTALS	RPI 1-50	RPI 51-100	W-L RECORDS	RPI 101-200	RPI 201+		
22- 9	0- 1	5- 3	OVERALL	11- 5	6- 0		
12- 2	0- 0	3- 0	HOME	5- 2	4- 0		
6- 5	0- 0	1- 3	AWAY	4- 2	1- 0		
4- 2	0- 1	1- 0	NEUTRAL	2- 1	1- 0		
6- 6	0- 1	0- 1	NON-CONFERENCE	2- 4	4- 0		
5- 1	0- 0	0- 0	HOME	2- 1	3- 0		
0- 3	0- 0	0- 1	AWAY	0- 2	0- 0		
1- 2	0- 1	0- 0	NEUTRAL	0- 1	1- 0		
16- 3	0- 0	5- 2	CONFERENCE	9- 1	2- 0		
7- 1	0- 0	3- 0	HOME	3- 1	1- 0		
6- 2	0- 0	1- 2	AWAY	4- 0	1- 0		
3- 0	0- 0	1- 0	NEUTRAL	2- 0	0- 0		
RPI S Opponent	RPI 1-50 Score	RPI S Opponent	RPI 51-100 Score	RPI S Opponent	RPI 101-200 Score	RPI S Opponent	RPI 201+ Score
34 N Indiana	83 87	55 A Air Force	62 65	106 A Providence	65 80	219 H UC Santa Barb.	66 54
		55 H Air Force	61 51	116 H Albany (N. Y.)	80 53	246 N Southern Miss.	79 51
		56 A California	64 82	124 A New Mexico	73 66	276 H South Dakota St.	88 63
		71 A Brigham Young	90 100	124 H New Mexico	75 69	288 A TCU	76 57
		71 H Brigham Young	88 61	134 N Ill. -Chicago	63 66	288 H TCU	83 71
		93 A UNLV	81 70	139 A San Diego	80 90	297 H UMBC	58 45
		93 H UNLV	83 67	150 H Loyola Marymount	84 68		
		93 N UNLV	63 60	153 A Colorado St.	85 81		
				153 H Colorado St.	83 75		
				153 N Colorado St.	64 52		
				165 A Utah	72 67		
				165 H Utah	65 67		
				167 H Washington St.	49 60		
				173 A Wyoming	78 77		
				173 H Wyoming	91 72		
				173 N Wyoming	69 64		
LAST 10 Division I Games:							
34 N Indiana	83 87	173 H Wyoming	91 72				
173 N Wyoming	69 64	124 A New Mexico	73 66				
93 N UNLV	63 60	71 A Brigham Young	90 100				
153 N Colorado St.	64 52	288 H TCU	83 71				
276 H South Dakota St.	88 63	93 A UNLV	81 70				

Non-Div I Games: Alas. Fairbanks 67 55 Pt. Loma Nazaren88 77

San Diego St.

Average RPI Win: 184
Average RPI Loss: 115

WON-LOST
RECORD

WINNING
PCT. RANK

LAST 10
GAMES

STRENGTH OF
SCHEDULE

OPP. STRENGTH
OF SCHEDULE

TEAM
RPI

CONF.
RPI

DIV. I ONLY
DIV. I NON-CONF.

11- 17
4- 9

240
243

4- 6
0- 0

99
70

129
144

185
172

12
10

TOTALS

RPI 1-50

RPI 51-100

W-L RECORDS

RPI 101-200

RPI 201+

11- 17

0- 4

1- 2

OVERALL

5- 10

5- 1

8- 6

0- 2

1- 1

HOME

4- 3

3- 0

3- 8

0- 2

0- 1

AWAY

1- 4

2- 1

0- 3

0- 0

0- 0

NEUTRAL

0- 3

0- 0

4- 9

0- 2

1- 2

NON-CONFERENCE

2- 4

1- 1

4- 3

0- 1

1- 1

HOME

2- 1

1- 0

0- 4

0- 1

0- 1

AWAY

0- 1

0- 1

0- 2

0- 0

0- 0

NEUTRAL

0- 2

0- 0

7- 8

0- 2

0- 0

CONFERENCE

3- 6

4- 0

4- 3

0- 1

0- 0

HOME

2- 2

2- 0

3- 4

0- 1

0- 0

AWAY

1- 3

2- 0

0- 1

0- 0

0- 0

NEUTRAL

0- 1

0- 0

RPI 1-50

RPI	S	Opponent	Score
11	A	Gonzaga	72 75
11	H	Gonzaga	75 84
19	H	Wichita St.	67 75
40	A	Marquette	48 61

RPI 51-100

RPI	S	Opponent	Score
84	A	Stanford	56 71
87	H	Pacific	71 75
98	H	New Mexico St.	74 64

RPI 101-200

Team's RPI: 185

RPI	S	Opponent	Score
123	A	St. Mary's (Cal.)	70 88
123	H	St. Mary's (Cal.)	53 52
129	A	Fresno St.	60 65
132	N	Northern Ariz.	66 70
135	H	Monmouth	70 66
139	A	San Diego	68 71
139	H	San Diego	87 71
139	N	San Diego	59 62
142	H	Texas Tech	90 72
150	A	Loyola Marymount	75 84
150	H	Loyola Marymount	63 74
156	H	Sacramento St.	78 85
180	N	Boise St.	58 69
183	A	Santa Clara	72 64
183	H	Santa Clara	78 83

RPI 201+

RPI	S	Opponent	Score
219	A	UC Santa Barb.	59 82
232	H	Cal St. Fullerton	93 91
239	A	Portland	74 72
239	H	Portland	62 50
249	A	Pepperdine	71 63
249	H	Pepperdine	66 63

LAST 10 Division I GAMES:

139	N	San Diego	59 62	139	A	San Diego	68 71
11	A	Gonzaga	72 75	249	H	Pepperdine	66 63
239	A	Portland	74 72	150	H	Loyola Marymount	63 74
183	H	Santa Clara	78 83	123	A	St. Mary's (Cal.)	70 88
139	H	San Diego	87 71	183	A	Santa Clara	72 64

Average RPI Win: 236

WON-LOST

WINNING

LAST 10

STRENGTH OF

OPP. STRENGTH

TEAM

CONF.

Average RPI Loss: 121

RECORD

PCT. RANK

GAMES

SCHEDULE

OF SCHEDULE

RPI

RPI

DIV. I ONLY

6- 25

313

1- 9

120

148

271

10

DIV. I NON-CONF.

4- 10

256

0- 1

152

284

244

7

TOTALS

RPI 1-50

RPI 51-100

W-L RECORDS

RPI 101-200

RPI 201+

6- 25

0- 2

0- 9

OVERALL

2- 11

4- 3

2- 11

0- 1

0- 3

HOME

1- 5

1- 2

3- 12

0- 1

0- 5

AWAY

1- 5

2- 1

1- 2

0- 0

0- 1

NEUTRAL

0- 1

1- 0

4- 10

0- 0

0- 2

NON-CONFERENCE

2- 5

2- 3

1- 4

0- 0

0- 0

HOME

1- 2

0- 2

2- 5

0- 0

0- 2

AWAY

1- 2

1- 1

1- 1

0- 0

0- 0

NEUTRAL

0- 1

1- 0

2- 15

0- 2

0- 7

CONFERENCE

0- 6

2- 0

1- 7

0- 1

0- 3

HOME

0- 3

1- 0

1- 7

0- 1

0- 3

AWAY

0- 3

1- 0

0- 1

0- 0

0- 1

NEUTRAL

0- 0

0- 0

RPI 1-50

RPI 51-100

RPI 101-200

RPI 201+

Team's RPI: 271

RPI S Opponent

Score

RPI S Opponent

Score

RPI S Opponent

Score

RPI S Opponent

Score

27 A Nevada

60 83

54 A Utah St.

58 61

105 A Hawai i

68 83

219 H UC Santa Barb.

72 76

27 H Nevada

56 63

54 H Utah St.

56 67

105 H Hawai i

60 61

232 H Cal St. Fullerton

59 67

54 N Utah St.

69 76

126 N Northern Ill.

78 80

239 N Portland

82 53

56 A Cal i forni a

52 70

129 A Fresno St.

66 79

241 A Montana St.

71 75

74 A Loui si ana Tech

63 74

129 H Fresno St.

80 87

278 A Cal Poly

72 57

74 H Loui si ana Tech

55 75

139 H San Diego

79 68

302 A Idaho

57 53

87 A Paci fi c

63 81

142 A Texas Tech

54 88

302 H Idaho

72 61

98 A New Mexi co St.

61 66

154 A Long Beach St.

69 56

98 H New Mexi co St.

75 81

166 A UC Irvi ne

58 68

176 H Drake

64 82

180 A Boi se St.

65 68

180 H Boi se St.

75 77

183 H Santa Clara

46 47

LAST 10 Div sion I GAMES:

54 N Utah St.

69 76

98 A New Mexi co St.

61 66

54 A Utah St.

58 61

219 H UC Santa Barb.

72 76

27 A Nevada

60 83

74 A Loui si ana Tech

63 74

105 H Hawai i

60 61

129 A Fresno St.

66 79

129 H Fresno St.

80 87

302 H Idaho

72 61

San Jose St.

Average RPI Win: 208		WON-LOST	WINNING	LAST 10	STRENGTH OF	OPP. STRENGTH	TEAM	CONF.
Average RPI Loss: 116		RECORD	PCT. RANK	GAMES	SCHEDULE	OF SCHEDULE	RPI	RPI
DIV. I ONLY	11- 16	231	5- 5	146	119	183	12	
DIV. I NON-CONF.	5- 6	178	0- 1	100	115	142	10	
TOTALS	RPI 1-50	RPI 51-100	W-L RECORDS	RPI 101-200	RPI 201+			
11- 16	1- 3	1- 1	OVERALL	2- 11	7- 1			
7- 5	1- 1	1- 1	HOME	1- 3	4- 0			
3- 10	0- 2	0- 0	AWAY	1- 7	2- 1			
1- 1	0- 0	0- 0	NEUTRAL	0- 1	1- 0			
5- 6	1- 1	1- 1	NON-CONFERENCE	0- 4	3- 0			
4- 1	1- 0	1- 1	HOME	0- 0	2- 0			
1- 5	0- 1	0- 0	AWAY	0- 4	1- 0			
0- 0	0- 0	0- 0	NEUTRAL	0- 0	0- 0			
6- 10	0- 2	0- 0	CONFERENCE	2- 7	4- 1			
3- 4	0- 1	0- 0	HOME	1- 3	2- 0			
2- 5	0- 1	0- 0	AWAY	1- 3	1- 1			
1- 1	0- 0	0- 0	NEUTRAL	0- 1	1- 0			
RPI S Opponent	RPI 1-50 Score	RPI S Opponent	RPI 51-100 Score	RPI S Opponent	RPI 101-200 Team's RPI: 183 Score	RPI S Opponent	RPI 201+ Score	
11 A Gonzaga	71 85	57 H Montana	56 67	105 A Hawai i	57 67	239 A Portland	80 56	
11 H Gonzaga	68 81	87 H Paci fic	63 60	108 A Missi ssi ppi St.	69 82	239 H Portland	87 77	
14 A North Carolina	58 76			123 A St. Mary' s (Cal .)	51 54	239 N Portland	72 68	
38 H Bucknel l	77 68			123 H St. Mary' s (Cal .)	69 76	249 A Pepperdi ne	45 65	
				123 N St. Mary' s (Cal .)	72 76	249 H Pepperdi ne	62 56	
				139 A San Di ego	69 75	271 A San Jose St.	47 46	
				139 H San Di ego	66 81	278 H Cal Pol y	73 58	
				146 A Oregon	66 75	312 H UC Ri versi de	63 61	
				150 A Loyol a Marymount	62 72			
				150 H Loyol a Marymount	81 70			
				166 A UC I rvi ne	70 78			
				185 A San Franci sco	83 78			
				185 H San Franci sco	64 72			
LAST 10 Div sion I GAMES:								
123 N St. Mary' s (Cal .)	72 76	105 A Hawai i	57 67	123 H St. Mary' s (Cal .)	69 76	11 A Gonzaga	71 85	
239 N Portland	72 68	123 A St. Mary' s (Cal .)	51 54	239 A Portland	80 56			
249 H Pepperdi ne	62 56							
150 H Loyol a Marymount	81 70							
185 A San Franci sco	83 78							

Non-Div I Games: Cal St. Stanisla97 53

Notre Dame de Na86 35

Santa Clara

Santa Clara

Santa Clara

Average RPI Win: 314
Average RPI Loss: 213

WON-LOST
RECORD

WINNING
PCT. RANK

LAST 10
GAMES

STRENGTH OF
SCHEDULE

OPP. STRENGTH
OF SCHEDULE

TEAM
RPI

CONF.
RPI

DIV. I ONLY

1- 26

333

0- 9

308

315

333

32

DIV. I NON-CONF.

0- 23

323

0- 8

271

319

332

32

TOTALS

RPI 1-50

RPI 51-100

W-L RECORDS

RPI 101-200

RPI 201+

1- 26

0- 3

0- 3

OVERALL

0- 4

1- 16

1- 5

0- 0

0- 0

HOME

0- 0

1- 5

0- 19

0- 3

0- 2

AWAY

0- 3

0- 11

0- 2

0- 0

0- 1

NEUTRAL

0- 1

0- 0

0- 23

0- 3

0- 3

NON-CONFERENCE

0- 3

0- 14

0- 5

0- 0

0- 0

HOME

0- 0

0- 5

0- 16

0- 3

0- 2

AWAY

0- 2

0- 9

0- 2

0- 0

0- 1

NEUTRAL

0- 1

0- 0

1- 3

0- 0

0- 0

CONFERENCE

0- 1

1- 2

1- 0

0- 0

0- 0

HOME

0- 0

1- 0

0- 3

0- 0

0- 0

AWAY

0- 1

0- 2

0- 0

0- 0

0- 0

NEUTRAL

0- 0

0- 0

RPI 1-50

RPI S Opponent

Score

5 A Flori da 62 113
26 A Georgetown 49 78
44 A Texas A&M 34 67

RPI 51-100

RPI S Opponent

Score

68 A Col orado 52 116
87 N Paci fi c 37 82
100 A Georgi a 48 84

RPI 101-200

RPI S Opponent

Score

128 A Massachusetts 57 93
146 A Oregon 23 83
197 N Yale 67 96
200 A Tex. A&M-Corp. 45 90
Chris

RPI 201+

RPI S Opponent

Team's RPI: 333

Score

217 A Tul ane 60 78
222 A Ark.-Li ttle Rock 53 81
238 H Georgi a St. 59 80
267 A Stetson 60 70
267 H Stetson 53 62
269 A Southern Methodi st 46 89
273 A Bethune-Cookman 58 81
273 H Bethune-Cookman 62 74
284 A Hampton 57 100
306 A Mercer 63 88
306 H Mercer 60 77
314 A Longwood 71 82
314 H Longwood 70 69
320 A Ci tadel 73 80
320 H Ci tadel 61 70
332 A North Fla. 62 81
334 A Prai rie Vi ew 43 71

LAST 10 Div sion I GAMES:

314 A Longwood 71 82
320 H Ci tadel 61 70
267 H Stetson 53 62
306 H Mercer 60 77
222 A Ark.-Li ttle Rock 53 81
320 A Ci tadel 73 80
267 A Stetson 60 70
238 H Georgi a St. 59 80
284 A Hampton 57 100
314 H Longwood 70 69

Non-Di v I Games: All en

61 71

Webber Int'l

84 86

Wilberforce

63 59

Savannah St.

Loss, Non-Conf, S Site, H Home A Away N Neutral

Average RPI Win: 118

Average RPI Loss: 71

WON-LOST
RECORDWINNING
PCT. RANKLAST 10
GAMESSTRENGTH OF
SCHEDULEOPP. STRENGTH
OF SCHEDULETEAM
RPICONF.
RPI

DIV. I ONLY

18- 12

98

4- 6

41

26

62

3

DIV. I NON-CONF.

9- 4

76

0- 1

31

94

35

2

TOTALS

RPI 1-50

RPI 51-100

W-L RECORDS

RPI 101-200

RPI 201+

18- 12

4- 5

4- 4

OVERALL

6- 2

4- 1

13- 4

2- 2

3- 1

HOME

5- 1

3- 0

5- 6

2- 2

1- 2

AWAY

1- 1

1- 1

0- 2

0- 1

0- 1

NEUTRAL

0- 0

0- 0

9- 4

0- 2

3- 0

NON-CONFERENCE

4- 1

2- 1

8- 1

0- 0

2- 0

HOME

4- 1

2- 0

1- 2

0- 1

1- 0

AWAY

0- 0

0- 1

0- 1

0- 1

0- 0

NEUTRAL

0- 0

0- 0

9- 8

4- 3

1- 4

CONFERENCE

2- 1

2- 0

5- 3

2- 2

1- 1

HOME

1- 0

1- 0

4- 4

2- 1

0- 2

AWAY

1- 1

1- 0

0- 1

0- 0

0- 1

NEUTRAL

0- 0

0- 0

RPI 1-50

RPI	S	Opponent	Score
1	A	Duke	40 93
2	A	Villanova	64 73
4	H	Connecticut	57 99
13	A	Pittsburgh	65 61
18	A	Syracuse	68 61
19	N	Wichita St.	66 86
28	H	West Virginia	71 64
40	H	Marquette	63 67
43	H	Cincinnati	72 62

RPI 51-100

Team's RPI: 62

RPI	S	Opponent	Score
51	A	North Carolina St.	83 65
63	H	Iona	73 59
75	H	Manhattan	66 52
76	A	Rutgers	78 82
76	H	Rutgers	73 67
76	N	Rutgers	48 61
90	H	Notre Dame	91 102
91	A	DePaul	64 67

RPI 101-200

RPI	S	Opponent	Score
102	H	Marist	75 72
106	A	Providence	77 74
109	H	Northwestern	42 44
122	H	St. Peter's	66 57
135	H	Monmouth	61 45
138	A	St. John's (N.Y.)	47 58
138	H	St. John's (N.Y.)	69 61
141	H	Fairleigh Dickinson	65 57

RPI 201+

RPI	S	Opponent	Score
205	A	Richmond	49 60
217	H	Tulane	83 64
237	A	South Fla.	70 65
237	H	South Fla.	94 89
329	H	Morgan St.	93 46

LAST 10 Division I GAMES:

19	N	Wichita St.	66 86	138	A	St. John's (N.Y.)	47 58
76	N	Rutgers	48 61	90	H	Notre Dame	91 102
13	A	Pittsburgh	65 61	28	H	West Virginia	71 64
43	H	Cincinnati	72 62	4	H	Connecticut	57 99
91	A	DePaul	64 67	237	A	South Fla.	70 65

Seton Hall

Seton Hall

Non-Div I Games:

Seton Hall

Loss, Non-Conf, S Site, H Home A Away N Neutral

Average RPI Win: 198

Average RPI Loss: 120

WON-LOST
RECORDWINNING
PCT. RANKLAST 10
GAMESSTRENGTH OF
SCHEDULEOPP. STRENGTH
OF SCHEDULETEAM
RPICONF.
RPI

DIV. I ONLY

23- 7

18

8- 2

190

150

65

18

DIV. I NON-CONF.

8- 4

83

0- 1

210

50

103

16

TOTALS

RPI 1-50

RPI 51-100

W-L RECORDS

RPI 101-200

RPI 201+

23- 7

1- 2

1- 1

OVERALL

7- 3

14- 1

11- 2

1- 0

0- 1

HOME

4- 1

6- 0

9- 4

0- 1

0- 0

AWAY

2- 2

7- 1

3- 1

0- 1

1- 0

NEUTRAL

1- 0

1- 0

8- 4

1- 2

0- 0

NON-CONFERENCE

3- 1

4- 1

5- 0

1- 0

0- 0

HOME

2- 0

2- 0

3- 3

0- 1

0- 0

AWAY

1- 1

2- 1

0- 1

0- 1

0- 0

NEUTRAL

0- 0

0- 0

15- 3

0- 0

1- 1

CONFERENCE

4- 2

10- 0

6- 2

0- 0

0- 1

HOME

2- 1

4- 0

6- 1

0- 0

0- 0

AWAY

1- 1

5- 0

3- 0

0- 0

1- 0

NEUTRAL

1- 0

1- 0

RPI 1-50

RPI	S	Opponent	Score
5	N	Florida	50 76
8	A	Tennessee	69 87
49	H	Houston	66 62

RPI 51-100

Team's RPI: 65

RPI	S	Opponent	Score
58	H	Western Ky.	73 74
58	N	Western Ky.	95 70

RPI 101-200

RPI	S	Opponent	Score
107	H	Samford	55 52
117	H	Middle Tenn.	75 63
143	A	La. -Lafayette	61 51
143	H	La. -Lafayette	53 59
150	A	Loyola Marymount	81 80
175	A	Denver	60 69
175	H	Denver	74 65
175	N	Denver	75 65
179	A	Purdue	67 85
195	H	Western Mich.	81 59

RPI 201+

RPI	S	Opponent	Score
204	A	North Texas	89 67
204	H	North Texas	99 79
222	A	Ark. -Little Rock	65 58
222	N	Ark. -Little Rock	78 53
231	H	Arkansas St.	78 69
244	A	Troy	66 52
244	H	Troy	88 84
246	A	Southern Miss.	75 51
255	A	New Orleans	60 57
255	H	New Orleans	81 71
259	A	La. -Monroe	81 71
259	H	La. -Monroe	83 64
272	A	Alabama St.	75 78
272	H	Alabama St.	82 65
277	A	Florida Int'l	64 51

LAST 10 Division I GAMES:

5	N	Florida	50 76	175	H	Denver	74 65
58	N	Western Ky.	95 70	277	A	Florida Int'l	64 51
175	N	Denver	75 65	244	A	Troy	66 52
222	N	Ark. -Little Rock	78 53	255	H	New Orleans	81 71
204	H	North Texas	99 79	143	H	La. -Lafayette	53 59

Non-Div I Games: Spring Hill 84 46

South Ala.

Loss, Non-Conf, S Site, H Home A Away N Neutral

Average RPI Win: 107
Average RPI Loss: 51

WON-LOST
RECORD

WINNING
PCT. RANK

LAST 10
GAMES

STRENGTH OF
SCHEDULE

OPP. STRENGTH
OF SCHEDULE

TEAM
RPI

CONF.
RPI

DIV. I ONLY	22- 15	100	9- 1	8	13	36	1
DIV. I NON-CONF.	13- 4	49	5- 0	40	77	25	1

TOTALS	RPI 1-50	RPI 51-100	W-L RECORDS	RPI 101-200	RPI 201+
22- 15	7- 9	5- 5	OVERALL	6- 1	4- 0
10- 6	2- 4	2- 2	HOME	3- 0	3- 0
6- 7	2- 3	2- 3	AWAY	1- 1	1- 0
6- 2	3- 2	1- 0	NEUTRAL	2- 0	0- 0
13- 4	2- 2	4- 2	NON-CONFERENCE	3- 0	4- 0
7- 1	0- 1	2- 0	HOME	2- 0	3- 0
3- 2	1- 0	1- 2	AWAY	0- 0	1- 0
3- 1	1- 1	1- 0	NEUTRAL	1- 0	0- 0
9- 11	5- 7	1- 3	CONFERENCE	3- 1	0- 0
3- 5	2- 3	0- 2	HOME	1- 0	0- 0
3- 5	1- 3	1- 1	AWAY	1- 1	0- 0
3- 1	2- 1	0- 0	NEUTRAL	1- 0	0- 0

RPI S	Opponent	Score
5	A Florida	71 67
5	H Florida	68 62
5	N Florida	47 49
7	H LSU	61 64
8	A Tennessee	65 81
8	H Tennessee	69 76
8	N Tennessee	79 71
13	H Pittsburgh	51 58
29	A Kentucky	78 80
29	H Kentucky	66 79
29	N Kentucky	65 61
40	N Marquette	89 92
42	N Michigan	76 64
43	A Cincinnati	65 62
45	A Arkansas	59 73
50	H Alabama	67 56

RPI S	Opponent	Score
58	H Western Ky.	74 55
64	N Louisville	78 63
69	A Vanderbilt	66 64
69	H Vanderbilt	56 57
70	A Florida St.	69 68
73	H Winthrop	68 54
79	A Clemson	63 82
81	A Temple	50 63
100	A Georgia	47 48
100	H Georgia	61 64

RPI S	Opponent	Score
108	H Mississippi St.	83 61
108	N Mississippi St.	59 44
112	A Auburn	67 63
135	N Monmouth	62 56
145	H Toledo	85 73
151	A Mississippi	63 68
171	H Detroit	65 35

RPI S	Opponent	Score
218	H South Carolina St.	81 46
264	A Western Caro.	87 62
279	H UNC Greensboro	77 55
287	H Wofford	73 43

LAST 10 Division I GAMES:

42	N Michigan	76 64	5	N Florida	47 49
64	N Louisville	78 63	29	N Kentucky	65 61
43	A Cincinnati	65 62	8	N Tennessee	79 71
70	A Florida St.	69 68	108	N Mississippi St.	59 44
58	H Western Ky.	74 55	112	A Auburn	67 63

Non-Div I Games: Alas. Anchorage 65 60

South Carolina

Loss, Non-Conf, S Site, H Home A Away N Neutral

Average RPI Win: 273
Average RPI Loss: 166

WON-LOST
RECORD

WINNING
PCT. RANK

LAST 10
GAMES

STRENGTH OF
SCHEDULE

OPP. STRENGTH
OF SCHEDULE

TEAM
RPI

CONF.
RPI

DIV. I ONLY	14- 16	179	7- 3	280	311	218	30
DIV. I NON-CONF.	2- 8	285	0- 0	112	132	251	29

TOTALS	RPI 1-50	RPI 51-100	W-L RECORDS	RPI 101-200	RPI 201+
14- 16	0- 2	0- 2	OVERALL	1- 5	13- 7
5- 3	0- 0	0- 0	HOME	1- 0	4- 3
6- 10	0- 2	0- 2	AWAY	0- 3	6- 3
3- 3	0- 0	0- 0	NEUTRAL	0- 2	3- 1
2- 8	0- 2	0- 2	NON-CONFERENCE	0- 3	2- 1
0- 0	0- 0	0- 0	HOME	0- 0	0- 0
0- 7	0- 2	0- 2	AWAY	0- 2	0- 1
2- 1	0- 0	0- 0	NEUTRAL	0- 1	2- 0
12- 8	0- 0	0- 0	CONFERENCE	1- 2	11- 6
5- 3	0- 0	0- 0	HOME	1- 0	4- 3
6- 3	0- 0	0- 0	AWAY	0- 1	6- 2
1- 2	0- 0	0- 0	NEUTRAL	0- 1	1- 1

RPI S	Opponent	Score
36 A	South Carolina	46 81
41 A	UAB	48 79

RPI S	Opponent	Score
76 A	Rutgers	45 63
79 A	Clemson	38 79

RPI S	Opponent	Score
114 A	Delaware St.	60 66
114 H	Delaware St.	63 51
114 N	Delaware St.	51 63
120 A	Coastal Caro.	57 72
124 A	New Mexico	47 56
151 N	Mississippi	47 71

RPI S	Opponent	Score
215 A	Coppin St.	63 61
215 H	Coppin St.	67 68
220 A	Furman	64 75
233 N	Marshall	71 66
251 A	Florida A&M	66 64
251 H	Florida A&M	65 72
251 N	Florida A&M	60 52
253 A	Norfolk St.	56 44
253 H	Norfolk St.	72 52
273 A	Bethune-Cookman	75 76
273 N	Bethune-Cookman	71 81
284 A	Hampton	57 69
284 H	Hampton	64 69
304 N	Southern Utah	66 59
319 H	Md.-East. Shore	73 60
324 A	N. C. A&T	62 61
324 H	N. C. A&T	51 44
325 A	Howard	69 67
329 A	Morgan St.	60 51
329 H	Morgan St.	75 44

LAST 10 Division I GAMES:

114 N	Delaware St.	51 63	284 H	Hampton	64 69
251 N	Florida A&M	60 52	215 A	Coppin St.	63 61
324 H	N. C. A&T	51 44	329 A	Morgan St.	60 51
319 H	Md.-East. Shore	73 60	273 A	Bethune-Cookman	75 76
253 H	Norfolk St.	72 52	251 A	Florida A&M	66 64

Non-Div I Games:

South Carolina St.

Loss, Non-Conf, S Site, H Home A Away N Neutral

Average RPI Win:		265	WON-LOST	WINNING	LAST 10	STRENGTH OF	OPP. STRENGTH	TEAM	CONF.
Average RPI Loss:		151	RECORD	PCT. RANK	GAMES	SCHEDULE	OF SCHEDULE	RPI	RPI
DIV. I ONLY	8- 20	286	3- 6	197	235	276	32		
DIV. I NON-CONF.	3- 16	301	0- 3	79	159	248	32		
TOTALS	RPI 1-50	RPI 51-100	W-L RECORDS	RPI 101-200	RPI 201+				
8- 20	0- 4	0- 5	OVERALL	2- 2	6- 9				
5- 5	0- 1	0- 1	HOME	1- 0	4- 3				
2- 14	0- 3	0- 3	AWAY	1- 2	1- 6				
1- 1	0- 0	0- 1	NEUTRAL	0- 0	1- 0				
3- 16	0- 4	0- 5	NON-CONFERENCE	2- 2	1- 5				
2- 4	0- 1	0- 1	HOME	1- 0	1- 2				
1- 11	0- 3	0- 3	AWAY	1- 2	0- 3				
0- 1	0- 0	0- 1	NEUTRAL	0- 0	0- 0				
5- 4	0- 0	0- 0	CONFERENCE	0- 0	5- 4				
3- 1	0- 0	0- 0	HOME	0- 0	3- 1				
1- 3	0- 0	0- 0	AWAY	0- 0	1- 3				
1- 0	0- 0	0- 0	NEUTRAL	0- 0	1- 0				
RPI S Opponent	RPI 1-50 Score	RPI S Opponent	Score	RPI S Opponent	Score	RPI S Opponent	Score	Team's RPI: 276	
16 A Illinois	65 90	54 A Utah St.	51 72	101 A Nebraska	67 76	213 A Idaho St.	72 89		
29 A Kentucky	54 71	61 A San Diego St.	63 88	117 A Middle Tenn.	82 89	222 A North Dakota St.	56 86		
40 A Marquette	52 87	75 N Manhattan	70 73	175 H Denver	81 78	222 H North Dakota St.	67 65		
47 H Wisconsin-Milwaukee	51 76	78 H Butler	48 85	190 A UCF	69 64	232 A Cal St. Fullerton	82 95		
		83 A Minnesota	61 80			232 H Cal St. Fullerton	70 82		
						241 A Montana St.	73 78		
						265 H UMKC	72 65		
						280 A Utah Valley St.	41 62		
						280 H Utah Valley St.	66 56		
						291 A IPFW	54 75		
						291 H IPFW	38 58		
						313 H Southeast Mo. St.	68 75		
						328 N Northern Colo.	61 59		
						330 A Tex. -Pan American	57 53		
						330 H Tex. -Pan American	75 58		
LAST 10 Division I GAMES:									
232 A Cal St. Fullerton	82 95	117 A Middle Tenn.	82 89						
61 A San Diego St.	63 88	330 H Tex. -Pan American	75 58						
330 A Tex. -Pan American	57 53	291 H IPFW	38 58						
291 A IPFW	54 75	280 A Utah Valley St.	41 62						
222 H North Dakota St.	67 65	54 A Utah St.	51 72						

Non-Div I Games: Southwest Minn. 70 66

South Dakota St.

Average RPI Win: 207
Average RPI Loss: 90

WON-LOST
RECORD

WINNING
PCT. RANK

LAST 10
GAMES

STRENGTH OF
SCHEDULE

OPP. STRENGTH
OF SCHEDULE

TEAM
RPI

CONF.
RPI

DIV. I ONLY
DIV. I NON-CONF.

7- 22
6- 7

299
175

1- 9
0- 0

77
221

81
315

237
200

3
2

TOTALS

RPI 1-50

RPI 51-100

W-L RECORDS

RPI 101-200

RPI 201+

7- 22

1- 8

0- 8

OVERALL

2- 4

4- 2

4- 10

1- 5

0- 3

HOME

0- 1

3- 1

1- 9

0- 3

0- 4

AWAY

0- 1

1- 1

2- 3

0- 0

0- 1

NEUTRAL

2- 2

0- 0

6- 7

0- 2

0- 1

NON-CONFERENCE

2- 2

4- 2

3- 3

0- 2

0- 0

HOME

0- 0

3- 1

1- 1

0- 0

0- 0

AWAY

0- 0

1- 1

2- 3

0- 0

0- 1

NEUTRAL

2- 2

0- 0

1- 15

1- 6

0- 7

CONFERENCE

0- 2

0- 0

1- 7

1- 3

0- 3

HOME

0- 1

0- 0

0- 8

0- 3

0- 4

AWAY

0- 1

0- 0

0- 0

0- 0

0- 0

NEUTRAL

0- 0

0- 0

RPI 1-50

RPI	S	Opponent	Score
2	H	Villanova	46 49
4	H	Connecticut	53 66
18	A	Syracuse	57 63
26	A	Georgetown	47 50
26	H	Georgetown	63 56
28	H	West Virginia	53 57
41	H	UAB	47 59
42	H	Michigan	47 68
43	A	Cincinnati	60 73

RPI 51-100

RPI	S	Opponent	Score
62	A	Seton Hall	89 94
62	H	Seton Hall	65 70
64	A	Louisville	54 57
76	A	Rutgers	44 62
76	H	Rutgers	51 65
90	A	Notre Dame	55 62
91	H	DePaul	66 80
97	N	Iowa St.	74 83

RPI 101-200

RPI	S	Opponent	Score
106	A	Providence	56 77
138	H	St. John's (N.Y.)	49 68
150	N	Loyola Marymount	54 50
160	N	Ga. Southern	72 66
170	N	Oregon St.	56 61
200	N	Tex. A&M-Corp. Chris	47 59

RPI 201+

Team's RPI: 237

RPI	S	Opponent	Score
211	H	Fla. Atlantic	62 44
267	A	Stetson	77 52
273	H	Bethune-Cookman	68 75
277	A	Florida Int'l	64 69
301	H	Alcorn St.	69 52
331	H	Jacksonville	91 78

LAST 10 Division I GAMES:

26	H	Georgetown	63 56
4	H	Connecticut	53 66
76	A	Rutgers	44 62
106	A	Providence	56 77
76	H	Rutgers	51 65
90	A	Notre Dame	55 62
64	A	Louisville	54 57
62	H	Seton Hall	65 70
91	H	DePaul	66 80
43	A	Cincinnati	60 73

Non-Div I Games:

South Fla.

Loss, Non-Conf, S Site, H Home A Away N Neutral

Average RPI Win: 219		WON-LOST	WINNING	LAST 10	STRENGTH OF	OPP. STRENGTH	TEAM	CONF.
Average RPI Loss: 185		RECORD	PCT. RANK	GAMES	SCHEDULE	OF SCHEDULE	RPI	RPI
DIV. I ONLY	5- 20	311	1- 9	279	244	313	21	
DIV. I NON-CONF.	1- 4	285	0- 1	294	214	312	20	
TOTALS	RPI 1-50	RPI 51-100	W-L RECORDS	RPI 101-200	RPI 201+			
5- 20	0- 1	0- 2	OVERALL	2- 9	3- 8			
3- 8	0- 0	0- 1	HOME	2- 3	1- 4			
2- 12	0- 1	0- 1	AWAY	0- 6	2- 4			
0- 0	0- 0	0- 0	NEUTRAL	0- 0	0- 0			
1- 4	0- 1	0- 0	NON-CONFERENCE	0- 1	1- 2			
0- 1	0- 0	0- 0	HOME	0- 0	0- 1			
1- 3	0- 1	0- 0	AWAY	0- 1	1- 1			
0- 0	0- 0	0- 0	NEUTRAL	0- 0	0- 0			
4- 16	0- 0	0- 2	CONFERENCE	2- 8	2- 6			
3- 7	0- 0	0- 1	HOME	2- 3	1- 3			
1- 9	0- 0	0- 1	AWAY	0- 5	1- 3			
0- 0	0- 0	0- 0	NEUTRAL	0- 0	0- 0			
RPI S Opponent Score	RPI 1-50	RPI S Opponent Score	RPI 51-100	RPI S Opponent Score	RPI 101-200	RPI S Opponent Score	RPI 201+	Team's RPI: 313
16 A Illinois 64 89		67 A Murray St. 68 81		101 A Nebraska 54 69		208 A Tennessee St. 63 68		
		67 H Murray St. 69 76		107 A Samford 53 68		208 H Tennessee St. 70 69		
				107 H Samford 63 52		224 A Tenn. -Martin 60 72		
				136 A Tennessee Tech 76 87		224 H Tenn. -Martin 55 66		
				136 H Tennessee Tech 65 79		276 A South Dakota St. 75 68		
				155 A Austin Peay 62 73		291 H IPFW 64 65		
				155 H Austin Peay 56 63		309 A Eastern Ill. 72 60		
				181 A Jacksonville St. 72 82		309 H Eastern Ill. 49 60		
				181 H Jacksonville St. 67 80		312 A UC Ri versi de 61 69		
				194 A Eastern Ky. 51 80		321 A Morehead St. 59 62		
				194 H Eastern Ky. 68 62		321 H Morehead St. 55 60		
LAST 10 Division I GAMES:								
181 H Jacksonville St. 67 80		321 A Morehead St. 59 62						
107 H Samford 63 52		224 H Tenn. -Martin 55 66						
312 A UC Ri versi de 61 69		155 A Austin Peay 62 73						
309 H Eastern Ill. 49 60		67 H Murray St. 69 76						
194 A Eastern Ky. 51 80		321 H Morehead St. 55 60						

Southeast Mo. St.

Southeast Mo. St.

South Eastern La.				Through Games of Final 2000															
Average RPI Win:		233		WON-LOST RECORD		WINNING PCT. RANK		LAST 10 GAMES		STRENGTH OF SCHEDULE		OPP. STRENGTH OF SCHEDULE		TEAM RPI		CONF. RPI			
Average RPI Loss:		155																	
DIV. I ONLY		13- 11		130		8- 2		278		221		187		22					
DIV. I NON-CONF.		3- 4		195		0- 0		237		107		204		21					
TOTALS		RPI 1-50		RPI 51-100		W-L RECORDS		RPI 101-200		RPI 201+									
13- 11		0- 0		0- 2		OVERALL		5- 7		8- 2									
8- 3		0- 0		0- 1		HOME		2- 2		6- 0									
5- 7		0- 0		0- 1		AWAY		3- 5		2- 1									
0- 1		0- 0		0- 0		NEUTRAL		0- 0		0- 1									
3- 4		0- 0		0- 0		NON-CONFERENCE		2- 3		1- 1									
2- 0		0- 0		0- 0		HOME		1- 0		1- 0									
1- 3		0- 0		0- 0		AWAY		1- 3		0- 0									
0- 1		0- 0		0- 0		NEUTRAL		0- 0		0- 1									
10- 7		0- 0		0- 2		CONFERENCE		3- 4		7- 1									
6- 3		0- 0		0- 1		HOME		1- 2		5- 0									
4- 4		0- 0		0- 1		AWAY		2- 2		2- 1									
0- 0		0- 0		0- 0		NEUTRAL		0- 0		0- 0									
RPI 1-50				RPI 51-100				RPI 101-200		Team's RPI: 187		RPI 201+							
RPI S	Opponent	Score		RPI S	Opponent	Score		RPI S	Opponent	Score		RPI S	Opponent	Score					
59	A Northwestern St.	60 70		59	H Northwestern St.	58 60		108	A Mississippi St.	57 46		240	H Stephen F. Austin	75 73					
59	H Northwestern St.							111	A Sam Houston St.	62 66		244	H Troy	71 68					
								111	H Sam Houston St.	64 68		257	A UTSA	95 82					
								112	A Auburn	51 66		257	H UTSA	72 68					
								123	A St. Mary's (Cal.)	55 66		259	H La. -Monroe	42 40					
								130	H Southern U.	65 62		294	A Nicholls St.	66 73					
								151	A Mississippi	62 68		294	H Nicholls St.	84 76					
								191	A Lamar	89 79		296	N UC Davis	64 69					
								191	H Lamar	65 68		327	A Texas St.	68 60					
								196	A Texas-Arlington	63 71		327	H Texas St.	66 46					
								196	H Texas-Arlington	71 62									
								199	A McNeese St.	82 71									
				LAST 10 Division I GAMES:															
								191	H Lamar	65 68		327	H Texas St.	66 46					
								191	A Lamar	89 79		111	A Sam Houston St.	62 66					
								199	A McNeese St.	82 71		257	A UTSA	95 82					
								196	H Texas-Arlington	71 62		327	A Texas St.	68 60					
								259	H La. -Monroe	42 40		294	H Nicholls St.	84 76					

Non-Div I Games: Texas Wesleyan 69 76 Ark. Baptist 83 53 Belhaven 76 70 Spring Hill 79 65 Southeastern La.

Average RPI Win: 153
Average RPI Loss: 94

WON-LOST
RECORD

WINNING
PCT. RANK

LAST 10
GAMES

STRENGTH OF
SCHEDULE

OPP. STRENGTH
OF SCHEDULE

TEAM
RPI

CONF.
RPI

DIV. I ONLY
DIV. I NON-CONF.

16- 13
8- 2

126
27

3- 7
0- 0

108
254

76
242

119
92

7
6

TOTALS

RPI 1-50

RPI 51-100

W-L RECORDS

RPI 101-200

RPI 201+

16- 13

3- 4

2- 4

OVERALL

8- 4

3- 1

11- 6

3- 1

2- 2

HOME

3- 2

3- 1

4- 6

0- 3

0- 2

AWAY

4- 1

0- 0

1- 1

0- 0

0- 0

NEUTRAL

1- 1

0- 0

8- 2

1- 0

1- 0

NON-CONFERENCE

3- 1

3- 1

6- 1

1- 0

1- 0

HOME

1- 0

3- 1

1- 0

0- 0

0- 0

AWAY

1- 0

0- 0

1- 1

0- 0

0- 0

NEUTRAL

1- 1

0- 0

8- 11

2- 4

1- 4

CONFERENCE

5- 3

0- 0

5- 5

2- 1

1- 2

HOME

2- 2

0- 0

3- 6

0- 3

0- 2

AWAY

3- 1

0- 0

0- 0

0- 0

0- 0

NEUTRAL

0- 0

0- 0

RPI	S	Opponent	Score
6	A	UCLA	45 66
6	H	UCLA	71 68
14	H	North Carolina	74 59
21	A	Arizona	63 74
21	H	Arizona	77 70
24	A	Washington	73 87
24	H	Washington	77 86

RPI	S	Opponent	Score
56	A	California	60 71
56	H	California	58 62
56	H	California	67 82
71	H	Brigham Young	74 68
84	A	Stanford	56 58
84	H	Stanford	82 71

RPI	S	Opponent	Score
127	N	Oral Roberts	48 68
144	N	Eastern Wash.	69 51
146	A	Oregon	84 78
146	H	Oregon	61 73
150	A	Loyola Marymount	71 69
167	A	Washington St.	47 60
167	H	Washington St.	71 66
170	A	Oregon St.	72 70
170	H	Oregon St.	89 84
177	A	Arizona St.	66 65
177	H	Arizona St.	65 68
195	H	Western Mich.	77 62

RPI	S	Opponent	Score
283	H	Cal St. Northridge	76 81
301	H	Alcorn St.	76 53
312	H	UC Riverside	81 48
324	H	N.C. A&T	68 38

LAST 10 Division I GAMES:

56	H	California	67 82	6	H	UCLA	71 68
56	A	California	60 71	167	A	Washington St.	47 60
84	A	Stanford	56 58	24	A	Washington	73 87
170	H	Oregon St.	89 84	177	H	Arizona St.	65 68
146	H	Oregon	61 73	21	H	Arizona	77 70

Non-Div I Games: Alas. Anchorage 57 56

Southern California

Loss, Non-Conf, S Site, H Home A Away N Neutral

Average RPI Win: 124
Average RPI Loss: 79

WON-LOST
RECORD

WINNING
PCT. RANK

LAST 10
GAMES

STRENGTH OF
SCHEDULE

OPP. STRENGTH
OF SCHEDULE

TEAM
RPI

CONF.
RPI

DIV. I ONLY
DIV. I NON-CONF.

22- 10
7- 4

45
91

6- 4
0- 2

67
101

53
76

37
82

6
5

TOTALS

RPI 1-50

RPI 51-100

W-L RECORDS

RPI 101-200

RPI 201+

22- 10

8- 5

2- 1

OVERALL

8- 4

4- 0

11- 2

5- 0

1- 1

HOME

3- 1

2- 0

7- 6

1- 4

1- 0

AWAY

3- 2

2- 0

4- 2

2- 1

0- 0

NEUTRAL

2- 1

0- 0

7- 4

0- 1

2- 1

NON-CONFERENCE

3- 2

2- 0

3- 1

0- 0

1- 1

HOME

1- 0

1- 0

3- 1

0- 0

1- 0

AWAY

1- 1

1- 0

1- 2

0- 1

0- 0

NEUTRAL

1- 1

0- 0

15- 6

8- 4

0- 0

CONFERENCE

5- 2

2- 0

8- 1

5- 0

0- 0

HOME

2- 1

1- 0

4- 5

1- 4

0- 0

AWAY

2- 1

1- 0

3- 0

2- 0

0- 0

NEUTRAL

1- 0

0- 0

RPI 1-50

Team's RPI: 37

RPI 51-100

RPI 101-200

RPI 201+

RPI S Opponent

Score

RPI S Opponent

Score

RPI S Opponent

Score

RPI S Opponent

Score

19 A Wichi ta St. 63 71
19 H Wichi ta St. 58 49
22 A Mi ssouri St. 63 71
22 H Mi ssouri St. 66 64
25 A Bradl ey 60 72
25 H Bradl ey 67 55
25 N Bradl ey 59 46
28 N West Vi rgi ni a 46 64
35 A UNI 65 71
35 H UNI 46 45
35 N UNI 55 46
46 A Crei ghton 74 67
46 H Crei ghton 62 48

53 H Kent St. 58 51
67 A Murray St. 57 53
74 H Loui si ana Tech 51 54

103 A St. Loui s 42 56
135 N Monmouth 68 80
143 H La. -Lafayette 65 47
144 N Eastern Wash. 80 72
161 A Indi ana St. 55 49
161 H Indi ana St. 54 63
173 A Wyomi ng 57 53
176 A Drake 47 46
176 H Drake 64 50
192 A Evansvi lle 59 64
192 H Evansvi lle 66 38
192 N Evansvi lle 71 55

222 H Ark. -Li ttle Rock 67 42
235 A Illi noi s St. 65 52
235 H Illi noi s St. 56 44
315 A Central Mi ch. 64 54

LAST 10 Div sion I GAMES:

28 N West Vi rgi ni a 46 64
25 N Bradl ey 59 46
35 N UNI 55 46
192 N Evansvi lle 71 55
35 H UNI 46 45
192 A Evansvi lle 59 64
74 H Loui si ana Tech 51 54
25 A Bradl ey 60 72
46 A Crei ghton 74 67
22 H Mi ssouri St. 66 64

Non-Di v I Games: Al as. Anchorage 64

72

Southern Ill.

Loss, Non-Conf, S Site, H Home A Away N Neutral

Average RPI Win:

272

WON-LOST

WINNING

LAST 10

STRENGTH OF

OPP. STRENGTH

TEAM

CONF.

Average RPI Loss:

129

RECORD

PCT. RANK

GAMES

SCHEDULE

OF SCHEDULE

RPI

RPI

DIV. I ONLY

12- 16

215

3- 7

307

154

269

14

DIV. I NON-CONF.

7- 5

113

0- 0

331

255

268

13

TOTALS

RPI 1-50

RPI 51-100

W-L RECORDS

RPI 101-200

RPI 201+

12- 16

0- 5

0- 3

OVERALL

1- 2

11- 6

8- 6

0- 2

0- 1

HOME

1- 1

7- 2

3- 9

0- 2

0- 2

AWAY

0- 1

3- 4

1- 1

0- 1

0- 0

NEUTRAL

0- 0

1- 0

7- 5

0- 1

0- 1

NON-CONFERENCE

0- 2

7- 1

5- 2

0- 1

0- 0

HOME

0- 1

5- 0

2- 3

0- 0

0- 1

AWAY

0- 1

2- 1

0- 0

0- 0

0- 0

NEUTRAL

0- 0

0- 0

5- 11

0- 4

0- 2

CONFERENCE

1- 0

4- 5

3- 4

0- 1

0- 1

HOME

1- 0

2- 2

1- 6

0- 2

0- 1

AWAY

0- 0

1- 3

1- 1

0- 1

0- 0

NEUTRAL

0- 0

1- 0

RPI 1-50

RPI	S	Opponent	Score
3	A	Memphis	53 73
20	H	Oklahoma	47 50
41	H	UAB	68 73
41	N	UAB	55 69
49	A	Houston	57 69

RPI 51-100

RPI	S	Opponent	Score
77	A	UTEP	53 57
77	H	UTEP	67 80
95	A	Oklahoma St.	54 64

RPI 101-200

RPI	S	Opponent	Score
145	H	Tolledo	60 72
173	A	Wyoming	69 75
190	H	UCF	77 55

RPI 201+

Team's RPI: 269

RPI	S	Opponent	Score
206	A	Tulsa	56 73
206	H	Tulsa	51 55
210	H	Harvard	76 55
217	A	Tulane	56 59
221	A	Rice	66 68
221	H	Rice	80 69
221	N	Rice	61 59
233	H	Marshall	72 75
246	H	Southern Miss.	58 53
259	A	La.-Monroe	64 71
274	H	Long Island	74 62
288	H	TCU	52 49
300	A	East Caro.	74 70
326	H	Centenary (La.)	85 67
327	A	Texas St.	78 67
330	A	Tex.-Pan American	84 54
333	H	Savannah St.	89 46

LAST 10 Division I GAMES:

41	N	UAB	55 69	190	H	UCF	77 55
221	N	Rice	61 59	233	H	Marshall	72 75
221	A	Rice	66 68	49	A	Houston	57 69
41	H	UAB	68 73	206	H	Tulsa	51 55
206	A	Tulsa	56 73	246	H	Southern Miss.	58 53

Average RPI Win: 224

WON-LOST

WINNING

LAST 10

STRENGTH OF

OPP. STRENGTH

TEAM

CONF.

Average RPI Loss: 111

RECORD

PCT. RANK

GAMES

SCHEDULE

OF SCHEDULE

RPI

RPI

DIV. I ONLY

7- 21

296

3- 7

75

138

246

14

DIV. I NON-CONF.

3- 9

268

0- 0

69

194

203

13

TOTALS

RPI 1-50

RPI 51-100

W-L RECORDS

RPI 101-200

RPI 201+

7- 21

0- 7

0- 4

OVERALL

2- 5

5- 5

5- 8

0- 3

0- 2

HOME

1- 2

4- 1

0- 10

0- 4

0- 0

AWAY

0- 2

0- 4

2- 3

0- 0

0- 2

NEUTRAL

1- 1

1- 0

3- 9

0- 2

0- 2

NON-CONFERENCE

1- 5

2- 0

2- 4

0- 1

0- 1

HOME

0- 2

2- 0

0- 3

0- 1

0- 0

AWAY

0- 2

0- 0

1- 2

0- 0

0- 1

NEUTRAL

1- 1

0- 0

4- 12

0- 5

0- 2

CONFERENCE

1- 0

3- 5

3- 4

0- 2

0- 1

HOME

1- 0

2- 1

0- 7

0- 3

0- 0

AWAY

0- 0

0- 4

1- 1

0- 0

0- 1

NEUTRAL

0- 0

1- 0

RPI 1-50

RPI	S	Opponent	Score
3	A	Memphis	41 80
3	H	Memphis	68 85
25	H	Bradley	43 56
41	A	UAB	73 87
41	H	UAB	50 87
45	A	Arkansas	35 77
49	A	Houston	58 62

RPI 51-100

RPI	S	Opponent	Score
61	N	San Diego St.	51 79
65	H	South Ala.	51 75
77	H	UTEP	72 77
77	N	UTEP	47 66

RPI 101-200

RPI	S	Opponent	Score
107	H	Samford	33 52
111	A	Sam Houston St.	57 61
112	A	Auburn	57 80
175	N	Denver	30 44
190	H	UCF	59 51
191	N	Lamar	79 76
199	H	McNeese St.	82 87

RPI 201+

Team's RPI: 246

RPI	S	Opponent	Score
206	A	Tulsa	63 72
206	N	Tulsa	66 61
208	H	Tennessee St.	84 74
217	A	Tulane	47 50
217	H	Tulane	67 55
221	H	Rice	61 67
233	A	Marshall	57 62
255	H	New Orleans	83 78
269	A	Southern Methodist	53 58
300	H	East Caro.	74 56

LAST 10 Division I GAMES:

77	N	UTEP	47 66	41	H	UAB	50 87
206	N	Tulsa	66 61	3	A	Memphis	41 80
300	H	East Caro.	74 56	77	H	UTEP	72 77
217	A	Tulane	47 50	190	H	UCF	59 51
233	A	Marshall	57 62	269	A	Southern Methodist	53 58

Non-Div I Games: West Fla.

68 59

Spring Hill

80 67

William Carey

90 57

Southern Miss.

Loss, Non-Conf, S Site, H Home A Away N Neutral

Average RPI Win:	276	WON-LOST	WINNING	LAST 10	STRENGTH OF	OPP. STRENGTH	TEAM	CONF.
Average RPI Loss:	126	RECORD	PCT. RANK	GAMES	SCHEDULE	OF SCHEDULE	RPI	RPI

DIV. I ONLY	19- 13	101	8- 2	214	294	130	31
DIV. I NON-CONF.	1- 10	317	0- 1	10	11	180	31

TOTALS	RPI 1-50	RPI 51-100	W-L RECORDS	RPI 101-200	RPI 201+
19- 13	0- 5	1- 2	OVERALL	0- 2	18- 4
10- 0	0- 0	1- 0	HOME	0- 0	9- 0
6- 11	0- 4	0- 2	AWAY	0- 1	6- 4
3- 2	0- 1	0- 0	NEUTRAL	0- 1	3- 0
1- 10	0- 5	1- 2	NON-CONFERENCE	0- 2	0- 1
1- 0	0- 0	1- 0	HOME	0- 0	0- 0
0- 8	0- 4	0- 2	AWAY	0- 1	0- 1
0- 2	0- 1	0- 0	NEUTRAL	0- 1	0- 0
18- 3	0- 0	0- 0	CONFERENCE	0- 0	18- 3
9- 0	0- 0	0- 0	HOME	0- 0	9- 0
6- 3	0- 0	0- 0	AWAY	0- 0	6- 3
3- 0	0- 0	0- 0	NEUTRAL	0- 0	3- 0

RPI S	Opponent	Score
1 N	Duke	54 70
7 A	LSU	56 84
10 A	Texas	56 89
20 A	Oklahoma	54 68
44 A	Texas A&M	44 88

RPI S	Opponent	Score
74 A	Louisiana Tech	52 61
74 H	Louisiana Tech	63 47
82 A	Xavier	56 73

RPI S	Opponent	Score
156 N	Sacramento St.	64 67
187 A	Southeastern La.	62 65

RPI S	Opponent	Score
206 A	Tulsa	48 60
247 A	Jackson St.	70 58
247 H	Jackson St.	80 65
247 N	Jackson St.	66 59
258 A	Alabama A&M	84 80
258 H	Alabama A&M	72 65
272 A	Alabama St.	59 63
272 H	Alabama St.	72 68
282 A	Grambling	75 80
282 H	Grambling	72 57
292 A	Ark. -Pine Bluff	60 58
292 H	Ark. -Pine Bluff	71 68
292 N	Ark. -Pine Bluff	57 44
297 A	Mississippi Val.	64 70
297 H	Mississippi Val.	71 60
301 A	Alcorn St.	69 57
301 H	Alcorn St.	72 55
301 N	Alcorn St.	73 52
307 A	Texas Southern	54 48
307 H	Texas Southern	89 64
334 A	Prairie View	73 65
334 H	Prairie View	81 62

LAST 10 Division I Games:

1 N	Duke	54 70	334 H	Prairie View	81 62
292 N	Ark. -Pine Bluff	57 44	301 A	Alcorn St.	69 57
247 N	Jackson St.	66 59	272 A	Alabama St.	59 63
301 N	Alcorn St.	73 52	258 A	Alabama A&M	84 80
307 H	Texas Southern	89 64	297 H	Mississippi Val.	71 60

Southern U.

Southern U.

Non-Div I Games:

Southern U.

Loss,
 Non-Conf, S Site,
 H Home
A Away
 N Neutral

Average RPI Win:

260

WON-LOST

WINNING

LAST 10

STRENGTH OF

OPP. STRENGTH

TEAM

CONF.

Average RPI Loss:

189

RECORD

PCT. RANK

GAMES

SCHEDULE

OF SCHEDULE

RPI

RPI

DIV. I ONLY

9- 20

273

4- 6

313

253

304

29

DIV. I NON-CONF.

1- 11

321

0- 0

303

118

325

28

TOTALS

RPI 1-50

RPI 51-100

W-L RECORDS

RPI 101-200

RPI 201+

9- 20

0- 0

0- 2

OVERALL

2- 11

7- 7

7- 3

0- 0

0- 0

HOME

2- 2

5- 1

2- 14

0- 0

0- 2

AWAY

0- 7

2- 5

0- 3

0- 0

0- 0

NEUTRAL

0- 2

0- 1

1- 11

0- 0

0- 2

NON-CONFERENCE

0- 6

1- 3

1- 1

0- 0

0- 0

HOME

0- 1

1- 0

0- 8

0- 0

0- 2

AWAY

0- 4

0- 2

0- 2

0- 0

0- 0

NEUTRAL

0- 1

0- 1

8- 9

0- 0

0- 0

CONFERENCE

2- 5

6- 4

6- 2

0- 0

0- 0

HOME

2- 1

4- 1

2- 6

0- 0

0- 0

AWAY

0- 3

2- 3

0- 1

0- 0

0- 0

NEUTRAL

0- 1

0- 0

RPI 1-50

RPI S

Opponent

Score

RPI 51-100

RPI S

Opponent

Score

RPI 101-200

RPI S

Opponent

Score

RPI 201+

RPI S

Opponent

Team's RPI: 304

Score

71 A Brigham Young

61 86

93 A UNLV

53 67

124 A New Mexico

48 62

127 A Oral Roberts

57 89

127 H Oral Roberts

79 84

151 N Mississippi

62 69

156 H Sacramento St.

68 76

158 A IUPUI

66 67

158 H IUPUI

83 62

165 A Utah

53 69

176 A Drake

60 73

177 A Arizona St.

62 82

182 A Valparaiso

64 76

182 H Valparaiso

73 61

182 N Valparaiso

66 77

218 N South Carolina St.

59 66

225 A Chicago St.

60 64

225 H Chicago St.

73 59

265 A UMKC

83 98

265 H UMKC

97 63

266 A Weber St.

72 85

266 H Weber St.

68 47

285 A Oakland

76 73

285 H Oakland

75 78

302 A Idaho

60 75

318 A Western Ill.

89 82

318 H Western Ill.

69 53

326 A Centenary (La.)

65 67

326 H Centenary (La.)

72 64

LAST 10 Division I GAMES:

182 N Valparaiso

66 77

158 H IUPUI

83 62

285 H Oakland

75 78

265 A UMKC

83 98

318 A Western Ill.

89 82

326 H Centenary (La.)

72 64

225 A Chicago St.

60 64

182 A Valparaiso

64 76

127 A Oral Roberts

57 89

225 H Chicago St.

73 59

Southern Utah

Southern Utah

Non-Div I Games: Johnson & Wales 82 53

Southern Utah

Loss, Non-Conf, S Site, H Home A Away N Neutral

Average RPI Win:

256

WON-LOST

WINNING

LAST 10

STRENGTH OF

OPP. STRENGTH

TEAM

CONF.

Average RPI Loss:

133

RECORD

PCT. RANK

GAMES

SCHEDULE

OF SCHEDULE

RPI

RPI

DIV. I ONLY

8- 19

282

2- 8

246

141

290

11

DIV. I NON-CONF.

6- 5

136

0- 0

286

268

196

8

TOTALS

RPI 1-50

RPI 51-100

W-L RECORDS

RPI 101-200

RPI 201+

8- 19

0- 3

0- 3

OVERALL

1- 9

7- 3

6- 7

0- 1

0- 2

HOME

1- 3

5- 1

2- 10

0- 1

0- 1

AWAY

0- 6

2- 1

0- 2

0- 1

0- 0

NEUTRAL

0- 0

0- 1

6- 5

0- 1

0- 0

NON-CONFERENCE

1- 2

5- 1

5- 0

0- 0

0- 0

HOME

1- 0

4- 0

1- 3

0- 0

0- 0

AWAY

0- 2

1- 0

0- 2

0- 1

0- 0

NEUTRAL

0- 0

0- 1

2- 14

0- 2

0- 3

CONFERENCE

0- 7

2- 2

1- 7

0- 1

0- 2

HOME

0- 3

1- 1

1- 7

0- 1

0- 1

AWAY

0- 4

1- 1

0- 0

0- 0

0- 0

NEUTRAL

0- 0

0- 0

RPI 1-50

RPI 51-100

RPI 101-200

RPI 201+

Team's RPI: 290

RPI	S	Opponent	Score
28	N	West Virginia	61 66
33	H	George Washington	78 89
48	A	St. Joseph's	51 82

RPI	S	Opponent	Score
81	H	Temple	66 83
82	A	Xavier	71 99
99	H	Charlotte	60 76

RPI	S	Opponent	Score
102	A	Marist	51 69
103	A	St. Louis	58 60
104	A	La Salle	62 74
128	H	Massachusetts	64 72
133	A	Fordham	72 79
133	H	Fordham	70 81
145	A	Toledo	68 83
152	H	Rhode Island	66 71
163	H	Central Conn. St.	85 56
184	A	Dayton	58 78

RPI	S	Opponent	Score
201	A	Niagara	88 101
205	A	Richmond	64 65
205	H	Richmond	71 57
214	H	Robert Morris	80 61
252	H	Canisius	77 55
257	N	UTSA	55 76
277	A	Florida Int'l	69 65
303	H	Youngstown St.	66 58
308	A	Duquesne	77 76
308	H	Duquesne	82 86
323	H	St. Francis (Pa.)	69 65

LAST 10 Division I GAMES:

205	A	Richmond	64 65	205	H	Richmond	71 57
33	H	George Washington	78 89	133	H	Fordham	70 81
308	A	Duquesne	77 76	48	A	St. Joseph's	51 82
128	H	Massachusetts	64 72	99	H	Charlotte	60 76
104	A	La Salle	62 74	308	H	Duquesne	82 86

Non-Div I Games:

St. Bonaventure

Average RPI Win:		251	WON-LOST		WINNING	LAST 10	STRENGTH OF		OPP. STRENGTH	TEAM	CONF.	
Average RPI Loss:		171	RECORD		PCT. RANK	GAMES	SCHEDULE		OF SCHEDULE	RPI	RPI	
DIV. I ONLY		10- 17	252		5- 5		228		254		270	26
DIV. I NON-CONF.		3- 6	229		0- 0		111		163		188	26
TOTALS		RPI 1-50	RPI 51-100		W-L RECORDS		RPI 101-200		RPI 201+			
10- 17		0- 2	0- 1		OVERALL		1- 7		9- 7			
8- 5		0- 1	0- 0		HOME		0- 3		8- 1			
2- 12		0- 1	0- 1		AWAY		1- 4		1- 6			
0- 0		0- 0	0- 0		NEUTRAL		0- 0		0- 0			
3- 6		0- 2	0- 1		NON-CONFERENCE		1- 2		2- 1			
2- 2		0- 1	0- 0		HOME		0- 1		2- 0			
1- 4		0- 1	0- 1		AWAY		1- 1		0- 1			
0- 0		0- 0	0- 0		NEUTRAL		0- 0		0- 0			
7- 11		0- 0	0- 0		CONFERENCE		0- 5		7- 6			
6- 3		0- 0	0- 0		HOME		0- 2		6- 1			
1- 8		0- 0	0- 0		AWAY		0- 3		1- 5			
0- 0		0- 0	0- 0		NEUTRAL		0- 0		0- 0			
RPI 1-50		RPI 51-100		RPI 101-200		RPI 201+		Team's RPI: 270				
RPI S	Opponent	Score	RPI S	Opponent	Score	RPI S	Opponent	Score	RPI S	Opponent	Score	
13	A Pittsburgh	58 79	75	A Manhattan	78 89	133	A Fordham	66 60	214	A Robert Morris	71 73	
30	H Hofstra	57 73				135	A Monmouth	68 74	214	H Robert Morris	70 69	
						135	H Monmouth	59 66	228	H Fairfield	69 64	
						138	A St. John's (N. Y.)	50 64	229	A Wagner	58 68	
						141	A Fairleigh Dickinson	55 64	229	H Wagner	57 49	
									230	H Mt. St. Mary's	43 60	
						163	A Central Conn. St.	68 76	260	A Quinnipiac	68 73	
						163	H Central Conn. St.	61 72	260	H Quinnipiac	70 66	
						188	H Binghamton	56 64	261	A Sacred Heart	73 81	
									261	H Sacred Heart	62 58	
									262	A Lafayette	81 89	
									268	H Hartford	55 45	
									274	A Long Island	64 67	
									274	H Long Island	70 67	
									323	A St. Francis (Pa.)	65 56	
									323	H St. Francis (Pa.)	69 46	
LAST 10 Division I GAMES:												
274	A Long Island	64 67	261	H Sacred Heart	62 58							
135	A Monmouth	68 74	229	H Wagner	57 49							
261	A Sacred Heart	73 81	260	A Quinnipiac	68 73							
214	H Robert Morris	70 69	163	A Central Conn. St.	68 76							
323	H St. Francis (Pa.)	69 46	260	H Quinnipiac	70 66							

Non-Div I Games:

St. Francis (N. Y.)

Loss, Non-Conf, S Site, H Home A Away N Neutral

St. Francis (N. Y.)

St. Francis (N. Y.)

Average RPI Win:

232

WON-LOST

WINNING

LAST 10

STRENGTH OF

OPP. STRENGTH

TEAM

CONF.

Average RPI Loss:

200

RECORD

PCT. RANK

GAMES

SCHEDULE

OF SCHEDULE

RPI

RPI

DIV. I ONLY

3- 24

325

1- 9

229

296

323

26

DIV. I NON-CONF.

1- 8

307

0- 0

182

304

304

26

TOTALS

RPI 1-50

RPI 51-100

W-L RECORDS

RPI 101-200

RPI 201+

3- 24

0- 1

0- 1

OVERALL

1- 7

2- 15

2- 9

0- 0

0- 0

HOME

1- 2

1- 7

1- 13

0- 1

0- 1

AWAY

0- 5

1- 6

0- 2

0- 0

0- 0

NEUTRAL

0- 0

0- 2

1- 8

0- 1

0- 1

NON-CONFERENCE

0- 2

1- 4

1- 1

0- 0

0- 0

HOME

0- 0

1- 1

0- 5

0- 1

0- 1

AWAY

0- 2

0- 1

0- 2

0- 0

0- 0

NEUTRAL

0- 0

0- 2

2- 16

0- 0

0- 0

CONFERENCE

1- 5

1- 11

1- 8

0- 0

0- 0

HOME

1- 2

0- 6

1- 8

0- 0

0- 0

AWAY

0- 3

1- 5

0- 0

0- 0

0- 0

NEUTRAL

0- 0

0- 0

RPI 1-50

RPI S Opponent Score

33 A George Washington 68 85

RPI 51-100

RPI S Opponent Score

96 A Ohio 61 77

RPI 101-200

RPI S Opponent Score

104 A La Salle 55 85

118 A Penn St. 74 88

135 A Monmouth 53 55

135 H Monmouth 56 74

141 A Fairleigh 64 73

Dickinson

141 H Fairleigh 49 66

Dickinson

163 A Central Conn. St. 58 88

163 H Central Conn. St. 52 51

RPI 201+

Team's RPI: 323

RPI S Opponent Score

203 H American 52 62

207 N Cornell 54 75

214 A Robert Morris 67 79

214 H Robert Morris 54 70

229 A Wagner 68 61

230 A Mt. St. Mary's 56 71

230 H Mt. St. Mary's 56 84

260 H Quinnipiac 62 65

261 A Sacred Heart 54 65

261 H Sacred Heart 72 74

270 A St. Francis (N.Y.) 46 69

270 H St. Francis (N.Y.) 56 65

273 N Bethune-Cookman 52 63

274 A Long Island 60 72

274 H Long Island 70 73

290 A St. Bonaventure 65 69

303 H Youngstown St. 71 58

LAST 10 Division I GAMES:

163 A Central Conn. St. 58 88

214 H Robert Morris 54 70

274 A Long Island 60 72

270 A St. Francis (N.Y.) 46 69

163 H Central Conn. St. 52 51

260 H Quinnipiac 62 65

230 A Mt. St. Mary's 56 71

135 H Monmouth 56 74

141 H Fairleigh Dickinson 49 66

214 A Robert Morris 67 79

St. Francis (Pa.)

St. Francis (Pa.)

Non-Div I Games: Lock Haven

74 54

St. Francis (Pa.)

Loss, Non-Conf, S Site, H Home A Away N Neutral

Average RPI Win: 183

WON-LOST

WINNING

LAST 10

STRENGTH OF

OPP. STRENGTH

TEAM

CONF.

Average RPI Loss: 51

RECORD

PCT. RANK

GAMES

SCHEDULE

OF SCHEDULE

RPI

RPI

DIV. I ONLY

12- 15

196

2- 8

57

44

138

3

DIV. I NON-CONF.

7- 4

91

0- 0

211

208

124

2

TOTALS

RPI 1-50

RPI 51-100

W-L RECORDS

RPI 101-200

RPI 201+

12- 15

1- 9

3- 3

OVERALL

1- 3

6- 0

10- 7

1- 4

2- 2

HOME

1- 1

5- 0

2- 8

0- 5

1- 1

AWAY

0- 2

1- 0

0- 0

0- 0

0- 0

NEUTRAL

0- 0

0- 0

7- 4

0- 2

0- 0

NON-CONFERENCE

1- 2

5- 0

7- 2

0- 1

0- 0

HOME

1- 1

5- 0

0- 2

0- 1

0- 0

AWAY

0- 1

0- 0

0- 0

0- 0

0- 0

NEUTRAL

0- 0

0- 0

5- 11

1- 7

3- 3

CONFERENCE

0- 1

1- 0

3- 5

1- 3

2- 2

HOME

0- 0

0- 0

2- 6

0- 4

1- 1

AWAY

0- 1

1- 0

0- 0

0- 0

0- 0

NEUTRAL

0- 0

0- 0

RPI 1-50

RPI	S	Opponent	Score
1	A	Duke	57 70
2	A	Villanova	52 65
4	A	Connecticut	50 66
13	H	Pittsburgh	55 50
18	H	Syracuse	60 75
26	A	Georgetown	41 64
26	H	Georgetown	65 79
28	H	West Virginia	61 66
30	H	Hofstra	51 64
40	A	Marquette	61 81

RPI 51-100

RPI	S	Opponent	Score
62	A	Seton Hall	61 69
62	H	Seton Hall	58 47
64	H	Louisville	68 56
76	A	Rutgers	54 51
76	H	Rutgers	70 82
91	H	DePaul	48 52

RPI 101-200

Team's RPI: 138

RPI	S	Opponent	Score
102	H	Marist	53 56
106	A	Providence	73 81
128	H	Massachusetts	51 49
148	A	Virginia Tech	64 73

RPI 201+

RPI	S	Opponent	Score
201	H	Niagara	67 61
227	H	Charleston So.	64 50
237	A	South Fla.	68 49
270	H	St. Francis (N.Y.)	64 50
289	H	Columbia	63 39
310	H	Stony Brook	63 45
319	H	Md.-East. Shore	77 40

LAST 10 Division I GAMES:

76	H	Rutgers	70 82	18	H	Syracuse	60 75
2	A	Villanova	52 65	26	A	Georgetown	41 64
62	H	Seton Hall	58 47	106	A	Providence	73 81
91	H	DePaul	48 52	40	A	Marquette	61 81
76	A	Rutgers	54 51	28	H	West Virginia	61 66

Non-Div I Games:

St. John's (N.Y.)

Loss,
 Non-Conf, S Site,
 H Home
A Away
 N Neutral

Average RPI Win: 146
Average RPI Loss: 65

WON-LOST
RECORD

WINNING
PCT. RANK

LAST 10
GAMES

STRENGTH OF
SCHEDULE

OPP. STRENGTH
OF SCHEDULE

TEAM
RPI

CONF.
RPI

DIV. I ONLY	19- 14	116	8- 2	20	85	48	11
DIV. I NON-CONF.	7- 6	141	1- 1	4	33	33	8

TOTALS	RPI 1-50	RPI 51-100	W-L RECORDS	RPI 101-200	RPI 201+
19- 14	1- 7	5- 5	OVERALL	8- 2	5- 0
7- 5	0- 3	2- 2	HOME	2- 0	3- 0
8- 8	0- 3	2- 3	AWAY	4- 2	2- 0
4- 1	1- 1	1- 0	NEUTRAL	2- 0	0- 0
7- 6	1- 5	2- 1	NON-CONFERENCE	2- 0	2- 0
2- 2	0- 2	1- 0	HOME	0- 0	1- 0
4- 3	0- 2	1- 1	AWAY	2- 0	1- 0
1- 1	1- 1	0- 0	NEUTRAL	0- 0	0- 0
12- 8	0- 2	3- 4	CONFERENCE	6- 2	3- 0
5- 3	0- 1	1- 2	HOME	2- 0	2- 0
4- 5	0- 1	1- 2	AWAY	2- 2	1- 0
3- 0	0- 0	1- 0	NEUTRAL	2- 0	0- 0

RPI S Opponent Score

2 N Villanova 58 **71**

9 H Ohio St. 74 **81**

11 A Gonzaga 94 **102**

30 H Hofstra 75 **77**

32 N Kansas 70 67

33 A George Washington 70 **82**

33 H George Washington 62 **64**

38 A Bucknell 51 **63**

RPI S Opponent Score

76 H Rutgers 71 62

81 A Temple 44 **57**

81 H Temple 59 57

81 N Temple 73 59

82 A Xavier 68 58

82 A Xavier 61 **62**

82 H Xavier 58 **62**

92 A Davidson 94 **100**

94 A Penn 47 44

99 H Charlotte 50 **57**

RPI S Opponent Score

103 A St. Louis 54 39

103 N St. Louis 56 37

104 H La Salle 66 54

123 A St. Mary's (Cal.) 70 66

125 A Drexel 69 59

128 A Massachusetts 58 **68**

133 H Fordham 64 58

152 A Rhode Island 57 55

184 A Dayton 69 **77**

184 N Dayton 67 55

RPI S Opponent Score

205 H Richmond 70 39

228 A Fairfield 72 41

262 H Lafayette 70 47

290 H St. Bonaventure 82 51

308 A Duquesne 79 63

LAST 10 Division I GAMES:

30 H Hofstra 75 77	184 N Dayton 67 55
76 H Rutgers 71 62	308 A Duquesne 79 63
82 A Xavier 61 62	82 A Xavier 68 58
81 N Temple 73 59	205 H Richmond 70 39
103 N St. Louis 56 37	133 H Fordham 64 58

St. Joseph's

St. Joseph's

Non-Div I Games:

St. Joseph's

Loss, **Non-Conf**, S Site, **H** Home **A** Away N Neutral

St. Louis				Through Games Of Final 2006					
Average RPI Win:		179	WON-LOST	WINNING	LAST 10	STRENGTH OF	OPP. STRENGTH	TEAM	CONF.
Average RPI Loss:		88	RECORD	PCT. RANK	GAMES	SCHEDULE	OF SCHEDULE	RPI	RPI
DIV. I ONLY		16- 13	126	6- 4	87	100	103	11	
DIV. I NON-CONF.		6- 6	151	0- 0	76	122	114	8	
TOTALS		RPI 1-50	RPI 51-100	W-L RECORDS	RPI 101-200	RPI 201+			
16- 13		1- 7	4- 0	OVERALL	4- 5	7- 1			
11- 4		1- 3	2- 0	HOME	3- 1	5- 0			
5- 8		0- 3	2- 0	AWAY	1- 4	2- 1			
0- 1		0- 1	0- 0	NEUTRAL	0- 0	0- 0			
6- 6		1- 4	0- 0	NON-CONFERENCE	0- 2	5- 0			
5- 2		1- 2	0- 0	HOME	0- 0	4- 0			
1- 4		0- 2	0- 0	AWAY	0- 2	1- 0			
0- 0		0- 0	0- 0	NEUTRAL	0- 0	0- 0			
10- 7		0- 3	4- 0	CONFERENCE	4- 3	2- 1			
6- 2		0- 1	2- 0	HOME	3- 1	1- 0			
4- 4		0- 1	2- 0	AWAY	1- 2	1- 1			
0- 1		0- 1	0- 0	NEUTRAL	0- 0	0- 0			
RPI 1-50				RPI 51-100		RPI 101-200		Team's RPI: 103	RPI 201+
RPI S	Opponent	Score		RPI S	Opponent	Score			RPI S Opponent Score
11	H Gonzaga	57 60		81	H Temple	56 51			205 A Richmond 54 65
12	H Iowa	50 60		82	A Xavier	59 54			225 H Chicago St. 58 52
14	A North Carolina	63 75		82	H Xavier	61 47			247 H Jackson St. 69 53
33	A George Washington	64 69		99	A Charlotte	77 74			250 H Kennesaw St. 74 60
37	H Southern Ill.	56 42							285 A Oakland 66 59
47	A Wis. -Milwaukee	71 82							290 H St. Bonaventure 60 58
48	H St. Joseph's	39 54							308 A Duquesne 70 57
48 N	St. Joseph's	37 56							309 H Eastern Ill. 69 45

Average RPI Win:		193		WON-LOST		WINNING		LAST 10		STRENGTH OF		OPP. STRENGTH		TEAM		CONF.	
Average RPI Loss:		96		RECORD		PCT. RANK		GAMES		SCHEDULE		OF SCHEDULE		RPI		RPI	
DIV. I ONLY		16- 12		118		8- 2				131		117		123		12	
DIV. I NON-CONF.		7- 5		113		1- 0				53		146		80		10	
TOTALS		RPI 1-50		RPI 51-100		W-L RECORDS		RPI 101-200		RPI 201+							
16- 12		1- 4		1- 3		OVERALL		8- 4		6- 1							
10- 5		1- 2		1- 1		HOME		5- 1		3- 1							
5- 5		0- 2		0- 1		AWAY		2- 2		3- 0							
1- 2		0- 0		0- 1		NEUTRAL		1- 1		0- 0							
7- 5		1- 2		1- 3		NON-CONFERENCE		2- 0		3- 0							
6- 2		1- 1		1- 1		HOME		2- 0		2- 0							
1- 2		0- 1		0- 1		AWAY		0- 0		1- 0							
0- 1		0- 0		0- 1		NEUTRAL		0- 0		0- 0							
9- 7		0- 2		0- 0		CONFERENCE		6- 4		3- 1							
4- 3		0- 1		0- 0		HOME		3- 1		1- 1							
4- 3		0- 1		0- 0		AWAY		2- 2		2- 0							
1- 1		0- 0		0- 0		NEUTRAL		1- 1		0- 0							
RPI 1-50		RPI 51-100		RPI 101-200		Team's RPI: 123		RPI 201+									
RPI S	Opponent	Score	RPI S	Opponent	Score	RPI S	Opponent	Score	RPI S	Opponent	Score						
11	A Gonzaga	61 62	53	H Kent St.	61 59	139	A San Di ego	81 77	239	A Portl and	66 52						
11	H Gonzaga	60 68	55	A Air Force	51 63	139	H San Di ego	78 86	239	H Portl and	72 74						
21	A Ari zona	61 73	68	N Col orado	54 73	150	A Loyol a Marymount	70 78	249	A Pepperdi ne	83 61						
27	H Nevada	89 80	76	H Rutgers	69 75	150	H Loyol a Marymount	82 70	249	H Pepperdi ne	76 66						
48	H St. Joseph' s	66 70				150	N Loyol a Marymount	63 66	278	H Cal Pol y	89 85						
						183	A Santa Cl ara	76 69	288	A TCU	65 57						
						183	H Santa Cl ara	54 51	297	H Mi ssi ssi ppi Val .	78 48						
						183	N Santa Cl ara	76 72									
						185	A San Franci sco	52 53									
						185	H San Franci sco	88 70									
						187	H Southeastern La.	66 55									
						200	H Tex. A&M-Corp. Chri s	69 67									
LAST 10 Div si on I GAMES:																	
150 N Loyol a Marymount			63 66	278 H Cal Pol y			89 85										
183 N Santa Cl ara			76 72	183 A Santa Cl ara			76 69										
150 H Loyol a Marymount			82 70	183 H Santa Cl ara			54 51										
249 H Pepperdi ne			76 66	11 A Gonzaga			61 62										
139 A San Di ego			81 77	239 A Portl and			66 52										

Non-Div I Games: UC Santa Cruz 93 41

St. Mary's (Cal.)

St. Mary's (Cal.)

St. Mary's (Cal.)

Average RPI Win: 185
Average RPI Loss: 125

WON-LOST
RECORD

WINNING
PCT. RANK

LAST 10
GAMES

STRENGTH OF
SCHEDULE

OPP. STRENGTH
OF SCHEDULE

TEAM
RPI

CONF.
RPI

DIV. I ONLY
DIV. I NON-CONF.

17- 15
5- 5

144
151

5- 5
1- 0

125
114

151
185

122
139

13
14

TOTALS

RPI 1-50

RPI 51-100

W-L RECORDS

RPI 101-200

RPI 201+

17- 15

0- 2

2- 5

OVERALL

6- 4

7- 4

7- 5

0- 0

0- 2

HOME

4- 1

2- 2

7- 7

0- 2

1- 2

AWAY

2- 2

3- 1

3- 3

0- 0

1- 1

NEUTRAL

0- 1

2- 1

5- 5

0- 2

0- 1

NON-CONFERENCE

2- 1

3- 1

3- 0

0- 0

0- 0

HOME

2- 0

1- 0

1- 3

0- 2

0- 1

AWAY

0- 0

1- 0

1- 2

0- 0

0- 0

NEUTRAL

0- 1

1- 1

12- 10

0- 0

2- 4

CONFERENCE

4- 3

4- 3

4- 5

0- 0

0- 2

HOME

2- 1

1- 2

6- 4

0- 0

1- 1

AWAY

2- 2

2- 1

2- 1

0- 0

1- 1

NEUTRAL

0- 0

1- 0

RPI 1-50

RPI 51-100

RPI 101-200

Team's RPI: 122

RPI 201+

RPI S Opponent Score
5 A Florida 51 80
13 A Pittsburgh 71 82

RPI S Opponent Score
62 A Seton Hall 57 66
63 A Iona 76 72
63 H Iona 75 83
63 N Iona 61 80
75 A Manhattan 82 95
75 H Manhattan 74 81
75 N Manhattan 84 74

RPI S Opponent Score
102 A Mari st 75 74
102 H Mari st 63 71
121 A Si ena 69 77
121 A Si ena 63 62
121 H Si ena 81 63
128 N Massachusetts 49 66
135 H Monmouth 73 60
141 H Fairleigh Dickinson 82 77
169 A Loyol a (Md.) 69 89
169 H Loyol a (Md.) 76 74

RPI S Opponent Score
201 A Niagara 87 84
201 H Niagara 79 59
228 A Fairfield 108 109
228 H Fairfield 75 81
243 A Rider 77 64
243 H Rider 104 100
243 N Rider 80 51
252 A Canisius 69 64
252 H Canisius 84 91
262 A Lafayette 79 76
279 H UNC Greensboro 80 76
285 N Oakland 69 72
289 N Columbia 63 54

LAST 10 Division I Games:

63 N Iona 61 80
75 N Manhattan 84 74
121 A Si ena 63 62
243 N Rider 80 51
243 A Rider 77 64

252 H Canisius 84 91
279 H UNC Greensboro 80 76
228 A Fairfield 108 109
169 A Loyol a (Md.) 69 89
75 H Manhattan 74 81

Non-Div I Games:

St. Peter's

Loss, Non-Conf, S Site, H Home A Away N Neutral

Average RPI Win: 153
Average RPI Loss: 70

WON-LOST
RECORD

WINNING
PCT. RANK

LAST 10
GAMES

STRENGTH OF
SCHEDULE

OPP. STRENGTH
OF SCHEDULE

TEAM
RPI

CONF.
RPI

DIV. I ONLY	16- 14	141	4- 6	59	63	84	7
DIV. I NON-CONF.	5- 6	178	1- 2	106	145	146	6

TOTALS	RPI 1-50	RPI 51-100	W-L RECORDS	RPI 101-200	RPI 201+
16- 14	1- 8	2- 2	OVERALL	11- 3	2- 1
11- 3	1- 2	2- 0	HOME	7- 1	1- 0
4- 9	0- 5	0- 2	AWAY	4- 1	0- 1
1- 2	0- 1	0- 0	NEUTRAL	0- 1	1- 0
5- 6	0- 2	1- 1	NON-CONFERENCE	2- 2	2- 1
4- 1	0- 0	1- 0	HOME	2- 1	1- 0
0- 4	0- 2	0- 1	AWAY	0- 0	0- 1
1- 1	0- 0	0- 0	NEUTRAL	0- 1	1- 0
11- 8	1- 6	1- 1	CONFERENCE	9- 1	0- 0
7- 2	1- 2	1- 0	HOME	5- 0	0- 0
4- 5	0- 3	0- 1	AWAY	4- 1	0- 0
0- 1	0- 1	0- 0	NEUTRAL	0- 0	0- 0

RPI	S	Opponent	Score
6	A	UCLA	54 71
6	H	UCLA	54 75
11	A	Gonzaga	76 80
21	A	Ari zona	81 90
21	H	Ari zona	72 76
21	N	Ari zona	68 73
22	A	Missouri St.	67 76
24	A	Washing ton	57 75
24	H	Washing ton	76 67

RPI	S	Opponent	Score
56	A	Cal i forni a	62 65
56	H	Cal i forni a	75 61
57	A	Montana	69 88
86	H	Vi rgi ni a	65 49

Team's RPI: 84

RPI	S	Opponent	Score
119	A	Southern	71 82
		Cal i forni a	
119	H	Southern	58 56
		Cal i forni a	
146	A	Oregon	57 56
146	H	Oregon	64 62
148	N	Vi rgi ni a Tech	52 59
166	H	UC I rvi ne	63 79
167	A	Washing ton St.	39 37
167	H	Washing ton St.	69 59
170	A	Oregon St.	71 64
170	H	Oregon St.	80 66
175	H	Denver	71 49
177	A	Ari zona St.	70 64
177	H	Ari zona St.	82 69
185	H	San Franci sco	71 56

RPI	S	Opponent	Score
202	N	Princeton	58 34
278	H	Cal Poly	82 58
296	A	UC Davi s	58 64

LAST 10 Div sion I GAMES:

22	A	Missouri St.	67 76	167	A	Washing ton St.	39 37
86	H	Vi rgi ni a	65 49	24	A	Washi ngton	57 75
21	N	Ari zona	68 73	21	H	Ari zona	72 76
6	H	UCLA	54 75	177	H	Ari zona St.	82 69
119	H	Southern Cal i forni a	58 56	11	A	Gonzaga	76 80

Non-Di v I Games:

Stanford

Loss, Non-Conf, S Site, H Home A Away N Neutral

Average RPI Win:

252

WON-LOST

WINNING

LAST 10

STRENGTH OF

OPP. STRENGTH

TEAM

CONF.

Average RPI Loss:

188

RECORD

PCT. RANK

GAMES

SCHEDULE

OF SCHEDULE

RPI

RPI

DIV. I ONLY

14- 12

131

7- 3

328

260

240

22

DIV. I NON-CONF.

4- 4

151

0- 1

329

289

283

21

TOTALS

RPI 1-50

RPI 51-100

W-L RECORDS

RPI 101-200

RPI 201+

14- 12

0- 0

0- 1

OVERALL

5- 6

9- 5

8- 4

0- 0

0- 1

HOME

2- 2

6- 1

6- 8

0- 0

0- 0

AWAY

3- 4

3- 4

0- 0

0- 0

0- 0

NEUTRAL

0- 0

0- 0

4- 4

0- 0

0- 0

NON-CONFERENCE

0- 2

4- 2

3- 0

0- 0

0- 0

HOME

0- 0

3- 0

1- 4

0- 0

0- 0

AWAY

0- 2

1- 2

0- 0

0- 0

0- 0

NEUTRAL

0- 0

0- 0

10- 8

0- 0

0- 1

CONFERENCE

5- 4

5- 3

5- 4

0- 0

0- 1

HOME

2- 2

3- 1

5- 4

0- 0

0- 0

AWAY

3- 2

2- 2

0- 0

0- 0

0- 0

NEUTRAL

0- 0

0- 0

RPI 1-50

RPI S

Opponent

Score

RPI 51-100

RPI S

Opponent

Score

RPI 101-200

RPI S

Opponent

Score

RPI 201+

RPI S

Opponent

Team's RPI: 240

Score

59 H Northwestern St.

66 72

111 A Sam Houston St. 73 72

111 A Sam Houston St. 72 78

113 A Kansas St. 54 71

143 A La. -Lafayette 63 66

187 A Southeastern La. 73 75

191 A Lamar 72 54

191 H Lamar 65 70

196 H Texas-Arlington 59 65

199 A McNeese St. 82 76

199 H McNeese St. 64 57

199 H McNeese St. 72 70

204 A North Texas 75 81

206 A Tul sa 82 72

247 A Jackson St. 64 68

257 A UTSA 68 71

257 H UTSA 67 76

259 A La. -Monroe 63 59

259 H La. -Monroe 73 57

294 A Ni chol l s St. 71 77

294 H Ni chol l s St. 83 69

301 H Al corn St. 75 57

326 H Centenary (La.) 94 57

327 A Texas St. 59 55

327 H Texas St. 70 59

330 H Tex. -Pan American 71 52

LAST 10 Division I GAMES:

111 A Sam Houston St. 72 78

199 H McNeese St. 72 70

111 A Sam Houston St. 73 72

259 H La. -Monroe 73 57

327 H Texas St. 70 59

257 A UTSA 68 71

143 A La. -Lafayette 63 66

199 A McNeese St. 82 76

294 H Ni chol l s St. 83 69

259 A La. -Monroe 63 59

Stephen F. Austin

Stephen F. Austin

Non-Div I Games: Texas Wesleyan 82 73

Houston Baptist 91 66

Paul Quinn 101 48

Stephen F. Austin

Loss, Non-Conf, S Site, H Home A Away N Neutral

Average RPI Win: 271
Average RPI Loss: 174

WON-LOST
RECORD

WINNING
PCT. RANK

LAST 10
GAMES

STRENGTH OF
SCHEDULE

OPP. STRENGTH
OF SCHEDULE

TEAM
RPI

CONF.
RPI

DIV. I ONLY
DIV. I NON-CONF.

14- 18
5- 9

207
228

9- 1
2- 0

310
327

301
269

267
310

27
30

TOTALS

RPI 1-50

RPI 51-100

W-L RECORDS

RPI 101-200

RPI 201+

14- 18

0- 1

0- 3

OVERALL

2- 6

12- 8

7- 5

0- 0

0- 0

HOME

2- 1

5- 4

6- 10

0- 1

0- 3

AWAY

0- 4

6- 2

1- 3

0- 0

0- 0

NEUTRAL

0- 1

1- 2

5- 9

0- 1

0- 3

NON-CONFERENCE

0- 1

5- 4

2- 2

0- 0

0- 0

HOME

0- 0

2- 2

3- 5

0- 1

0- 3

AWAY

0- 1

3- 0

0- 2

0- 0

0- 0

NEUTRAL

0- 0

0- 2

9- 9

0- 0

0- 0

CONFERENCE

2- 5

7- 4

5- 3

0- 0

0- 0

HOME

2- 1

3- 2

3- 5

0- 0

0- 0

AWAY

0- 3

3- 2

1- 1

0- 0

0- 0

NEUTRAL

0- 1

1- 0

RPI 1-50

RPI S Opponent Score
26 A Georgetown 50 70

RPI 51-100

RPI S Opponent Score
51 A North Carolina St. 61 91
70 A Florida St. 57 75
72 A Miami (Fla.) 56 65

RPI 101-200

RPI S Opponent Score
115 A Belmont 79 87
115 H Belmont 68 75
115 N Belmont 59 72
140 A Lipscomb 52 57
140 H Lipscomb 85 67
159 A Gardner-Webb 68 70
159 H Gardner-Webb 77 65
190 A UCF 66 74

RPI 201+

Team's RPI: 267

RPI S Opponent Score
211 A Fla. Atlantic 62 77
211 H Fla. Atlantic 56 49
211 N Fla. Atlantic 54 44
226 A East Tenn. St. 74 71
226 H East Tenn. St. 72 81
236 N Delaware 64 67
237 H South Fla. 52 77
250 A Kennesaw St. 80 68
250 H Kennesaw St. 57 73
293 A Campbell 70 84
293 H Campbell 81 79
306 A Mercer 73 72
306 H Mercer 81 82
320 N Citadel 60 73
331 A Jacksonville 81 66
331 H Jacksonville 69 57
332 A North Fla. 81 77
332 H North Fla. 52 40
333 A Savannah St. 62 53
333 H Savannah St. 70 60

LAST 10 Division I GAMES:

115 N Belmont 59 72
211 N Fla. Atlantic 54 44
159 H Gardner-Webb 77 65
293 H Campbell 81 79
331 A Jacksonville 81 66
332 A North Fla. 81 77
333 A Savannah St. 62 53
211 H Fla. Atlantic 56 49
306 A Mercer 73 72
140 H Lipscomb 85 67

Stetson

Stetson

Non-Div I Games:

Stetson

Loss, Non-Conf, S Site, H Home A Away N Neutral

Average RPI Win: 277		WON-LOST	WINNING	LAST 10	STRENGTH OF	OPP. STRENGTH	TEAM	CONF.
Average RPI Loss: 180		RECORD	PCT. RANK	GAMES	SCHEDULE	OF SCHEDULE	RPI	RPI
DIV. I ONLY	4- 24	320	1- 9	185	259	310	28	
DIV. I NON-CONF.	2- 9	292	0- 1	29	149	197	24	
TOTALS	RPI 1-50	RPI 51-100	W-L RECORDS	RPI 101-200	RPI 201+			
4- 24	0- 5	0- 0	OVERALL	0- 6	4- 13			
3- 7	0- 0	0- 0	HOME	0- 2	3- 5			
1- 16	0- 5	0- 0	AWAY	0- 4	1- 7			
0- 1	0- 0	0- 0	NEUTRAL	0- 0	0- 1			
2- 9	0- 5	0- 0	NON-CONFERENCE	0- 2	2- 2			
1- 1	0- 0	0- 0	HOME	0- 0	1- 1			
1- 8	0- 5	0- 0	AWAY	0- 2	1- 1			
0- 0	0- 0	0- 0	NEUTRAL	0- 0	0- 0			
2- 15	0- 0	0- 0	CONFERENCE	0- 4	2- 11			
2- 6	0- 0	0- 0	HOME	0- 2	2- 4			
0- 8	0- 0	0- 0	AWAY	0- 2	0- 6			
0- 1	0- 0	0- 0	NEUTRAL	0- 0	0- 1			
RPI S Opponent	RPI 1-50 Score	RPI S Opponent	Score	RPI S Opponent	Score	RPI S Opponent	Team's RPI: 310 Score	
2 A Villanova	35 78			116 A Albany (N.Y.)	62 85	209 A Boston U.	68 73	
4 A Connecticut	52 85			116 H Albany (N.Y.)	58 63	209 H Boston U.	65 73	
17 A Boston College	47 59			138 A St. John's (N.Y.)	45 63	212 A Vermont	58 71	
30 A Hofstra	56 73			149 A Lehigh	54 58	212 H Vermont	61 58	
33 A George Washington	60 88			188 A Binghamton	54 63	229 A Wagner	54 67	
				188 H Binghamton	58 76	248 A New Hampshire	51 59	
						248 H New Hampshire	50 54	
						268 A Hartford	68 71	
						268 H Hartford	65 76	
						281 A Maine	56 62	
						281 H Maine	75 87	
						286 H Colgate	70 57	
						289 H Columbia	54 55	
						297 A UMBC	57 72	
						297 H UMBC	75 65	
						297 N UMBC	70 88	
						311 A Dartmouth	51 48	
LAST 10 Division I GAMES:								
297 N UMBC	70 88	17 A Boston College	47 59					
281 H Maine	75 87	188 H Binghamton	58 76					
268 H Hartford	65 76	212 A Vermont	58 71					
209 A Boston U.	68 73	116 A Albany (N.Y.)	62 85					
248 A New Hampshire	51 59	297 H UMBC	75 65					

Non-Div I Games:

Stony Brook

Loss, Non-Conf, S Site, H Home A Away N Neutral

Average RPI Win: 119

Average RPI Loss: 28

WON-LOST
RECORDWINNING
PCT. RANKLAST 10
GAMESSTRENGTH OF
SCHEDULEOPP. STRENGTH
OF SCHEDULETEAM
RPICONF.
RPI

DIV. I ONLY

23- 12

60

6- 4

3

34

18

3

DIV. I NON-CONF.

12- 3

27

0- 1

42

160

19

2

TOTALS

RPI 1-50

RPI 51-100

W-L RECORDS

RPI 101-200

RPI 201+

23- 12

6- 10

7- 2

OVERALL

4- 0

6- 0

14- 5

1- 4

6- 1

HOME

2- 0

5- 0

3- 5

1- 4

1- 1

AWAY

1- 0

0- 0

6- 2

4- 2

0- 0

NEUTRAL

1- 0

1- 0

12- 3

0- 3

4- 0

NON-CONFERENCE

3- 0

5- 0

10- 1

0- 1

4- 0

HOME

2- 0

4- 0

0- 0

0- 0

0- 0

AWAY

0- 0

0- 0

2- 2

0- 2

0- 0

NEUTRAL

1- 0

1- 0

11- 9

6- 7

3- 2

CONFERENCE

1- 0

1- 0

4- 4

1- 3

2- 1

HOME

0- 0

1- 0

3- 5

1- 4

1- 1

AWAY

1- 0

0- 0

4- 0

4- 0

0- 0

NEUTRAL

0- 0

0- 0

RPI 1-50

Team's RPI: 18

RPI S Opponent

Score

2	A	Villanova	65	80
2	H	Villanova	82	92
4	A	Connecticut	50	73
4	H	Connecticut	80	88
4	N	Connecticut	86	84
5	N	Florida	70	75
13	A	Pittsburgh	67	80
13	N	Pittsburgh	65	61
26	A	Georgetown	53	68
26	N	Georgetown	58	57
28	H	West Virginia	60	58
38	H	Bucknell	69	74
43	A	Cincinnati	77	58
43	H	Cincinnati	65	82
43	N	Cincinnati	74	73
44	N	Texas A&M	58	66

RPI 51-100

RPI S Opponent

Score

53	H	Kent St.	78	66
62	H	Seton Hall	61	68
64	H	Louisville	79	66
75	H	Manhattan	87	82
76	H	Rutgers	86	84
77	H	UTEP	69	56
90	A	Notre Dame	88	82
91	A	DePaul	69	108
92	H	Davidson	90	80

RPI 101-200

RPI S Opponent

Score

121	H	Siena	96	77
134	H	Ill.-Chicago	75	61
138	A	St. John's (N.Y.)	75	60
142	N	Texas Tech	81	46

RPI 201+

RPI S Opponent

Score

207	H	Cornell	67	62
216	N	Towson	86	52
237	H	South Fla.	63	57
273	H	Bethune-Cookman	68	37
286	H	Colgate	58	35
288	H	TCU	80	64

LAST 10 Division I GAMES:

44	N	Texas A&M	58	66	2	H	Villanova	82	92
13	N	Pittsburgh	65	61	91	A	DePaul	69	108
26	N	Georgetown	58	57	26	A	Georgetown	53	68
4	N	Connecticut	86	84	28	H	West Virginia	60	58
43	N	Cincinnati	74	73	64	H	Louisville	79	66

Syracuse

Syracuse

Non-Div I Games:

Syracuse

Loss, Non-Conf, S Site, H Home A Away N Neutral

Average RPI Win:	223	WON-LOST	WINNING	LAST 10	STRENGTH OF	OPP. STRENGTH	TEAM	CONF.
Average RPI Loss:	122	RECORD	PCT. RANK	GAMES	SCHEDULE	OF SCHEDULE	RPI	RPI

DIV. I ONLY	6- 24	311	1- 9	105	160	288	9
DIV. I NON-CONF.	4- 9	243	0- 0	184	286	249	11

TOTALS	RPI 1-50	RPI 51-100	W-L RECORDS	RPI 101-200	RPI 201+
6- 24	0- 1	0- 10	OVERALL	3- 11	3- 2
6- 9	0- 0	0- 5	HOME	3- 4	3- 0
0- 11	0- 1	0- 4	AWAY	0- 5	0- 1
0- 4	0- 0	0- 1	NEUTRAL	0- 2	0- 1
4- 9	0- 1	0- 2	NON-CONFERENCE	1- 4	3- 2
4- 3	0- 0	0- 1	HOME	1- 2	3- 0
0- 3	0- 1	0- 0	AWAY	0- 1	0- 1
0- 3	0- 0	0- 1	NEUTRAL	0- 1	0- 1
2- 15	0- 0	0- 8	CONFERENCE	2- 7	0- 0
2- 6	0- 0	0- 4	HOME	2- 2	0- 0
0- 8	0- 0	0- 4	AWAY	0- 4	0- 0
0- 1	0- 0	0- 0	NEUTRAL	0- 1	0- 0

RPI 1-50				RPI 51-100				RPI 101-200				RPI 201+				Team's RPI: 288			
RPI	S	Opponent	Score	RPI	S	Opponent	Score	RPI	S	Opponent	Score	RPI	S	Opponent	Score				
18	A	Syracuse	64	80	55	A	Air Force	49	75	123	H	St. Mary's (Cal.)	57	65	217	N	Tulane	52	56
					55	H	Air Force	45	63	124	A	New Mexico	54	56	247	H	Jackson St.	76	74
					61	A	San Diego St.	71	83	124	H	New Mexico	42	53	269	A	Southern Methodist	49	52
					61	H	San Diego St.	57	76	142	A	Texas Tech	54	81	282	H	Grambling	79	64
					68	H	Colorado	59	77	153	A	Colorado St.	74	89	292	H	Ark. -Pine Bluff	70	53
					71	A	Brigham Young	80	89	153	H	Colorado St.	85	72					
					71	H	Brigham Young	72	81	153	N	Colorado St.	60	64					
					93	A	UNLV	61	72	165	A	Utah	45	80					
					93	H	UNLV	60	73	165	H	Utah	69	65					
					95	N	Oklahoma St.	58	66	173	A	Wyoming	65	67					
										173	H	Wyoming	64	68					
										176	N	Drake	79	86					
										196	H	Texas-Arlington	71	63					
										200	H	Tex. A&M-Corp. Chris	49	55					
LAST 10 Division I GAMES:																			
					153	N	Colorado St.	60	64	61	A	San Diego St.	71	83					
					93	A	UNLV	61	72	55	H	Air Force	45	63					
					165	H	Utah	69	65	124	H	New Mexico	42	53					
					71	H	Brigham Young	72	81	173	A	Wyoming	65	67					
					153	A	Colorado St.	74	89	93	H	UNLV	60	73					

Non-Div I Games: Tarleton St. 59 68

TCU

Average RPI Win: 139
Average RPI Loss: 74

WON-LOST
RECORD

WINNING
PCT. RANK

LAST 10
GAMES

STRENGTH OF
SCHEDULE

OPP. STRENGTH
OF SCHEDULE

TEAM
RPI

CONF.
RPI

DIV. I ONLY	17- 15	144	4- 6	45	64	81	11
DIV. I NON-CONF.	7- 6	141	0- 2	21	3	59	8

TOTALS	RPI 1-50	RPI 51-100	W-L RECORDS	RPI 101-200	RPI 201+
17- 15	4- 6	4- 3	OVERALL	4- 6	5- 0
11- 5	3- 3	3- 1	HOME	2- 1	3- 0
4- 9	0- 2	1- 2	AWAY	1- 5	2- 0
2- 1	1- 1	0- 0	NEUTRAL	1- 0	0- 0
7- 6	2- 3	3- 2	NON-CONFERENCE	0- 1	2- 0
5- 3	2- 2	2- 1	HOME	0- 0	1- 0
2- 3	0- 1	1- 1	AWAY	0- 1	1- 0
0- 0	0- 0	0- 0	NEUTRAL	0- 0	0- 0
10- 9	2- 3	1- 1	CONFERENCE	4- 5	3- 0
6- 2	1- 1	1- 0	HOME	2- 1	2- 0
2- 6	0- 1	0- 1	AWAY	1- 4	1- 0
2- 1	1- 1	0- 0	NEUTRAL	1- 0	0- 0

RPI S	Opponent	Score
1	H Duke	66 74
2	H Villanova	53 75
6	A UCLA	47 54
33	H George Washington	60 72
33	N George Washington	68 53
36	H South Carolina	63 50
48	A St. Joseph's	57 59
48	H St. Joseph's	57 44
48	N St. Joseph's	59 73
50	H Alabama	68 58

RPI S	Opponent	Score
60	H Maryland	91 85
66	H Akron	73 80
72	H Miami (Fla.)	73 56
76	A Rutgers	53 67
82	H Xavier	81 79
94	A Penn	50 46
99	A Charlotte	59 66

RPI S	Opponent	Score
103	A St. Louis	51 56
104	A La Salle	56 62
104	H La Salle	68 52
112	A Auburn	42 73
128	A Massachusetts	34 60
128	H Massachusetts	76 47
133	H Fordham	52 69
152	A Rhode Island	63 69
152	N Rhode Island	74 45
184	A Dayton	53 51

RPI S	Opponent	Score
202	A Princeton	60 47
205	H Richmond	69 30
290	A St. Bonaventure	83 66
308	H Duquesne	76 52
322	H Army	69 37

LAST 10 Division I GAMES:

66	H Akron	73 80	152	A Rhode Island	63 69
48	N St. Joseph's	59 73	1	H Duke	66 74
33	N George Washington	68 53	205	H Richmond	69 30
152	N Rhode Island	74 45	103	A St. Louis	51 56
133	H Fordham	52 69	48	H St. Joseph's	57 44

Non-Div I Games:

Temple

Loss, Non-Conf, S Site, H Home A Away N Neutral

Average RPI Win: 245
Average RPI Loss: 136

WON-LOST
RECORD

WINNING
PCT. RANK

LAST 10
GAMES

STRENGTH OF
SCHEDULE

OPP. STRENGTH
OF SCHEDULE

TEAM
RPI

CONF.
RPI

DIV. I ONLY	11- 15	223	6- 4	239	210	224	21
DIV. I NON-CONF.	2- 3	204	1- 0	196	14	179	20

TOTALS	RPI 1-50	RPI 51-100	W-L RECORDS	RPI 101-200	RPI 201+
11- 15	0- 1	0- 4	OVERALL	4- 8	7- 2
8- 3	0- 0	0- 1	HOME	3- 2	5- 0
3- 12	0- 1	0- 3	AWAY	1- 6	2- 2
0- 0	0- 0	0- 0	NEUTRAL	0- 0	0- 0
2- 3	0- 1	0- 1	NON-CONFERENCE	1- 1	1- 0
1- 0	0- 0	0- 0	HOME	0- 0	1- 0
1- 3	0- 1	0- 1	AWAY	1- 1	0- 0
0- 0	0- 0	0- 0	NEUTRAL	0- 0	0- 0
9- 12	0- 0	0- 3	CONFERENCE	3- 7	6- 2
7- 3	0- 0	0- 1	HOME	3- 2	4- 0
2- 9	0- 0	0- 2	AWAY	0- 5	2- 2
0- 0	0- 0	0- 0	NEUTRAL	0- 0	0- 0

RPI S Opponent Score
16 A Illinois 46 84

RPI S Opponent Score
64 A Louisville 61 78
67 A Murray St. 63 81
67 A Murray St. 52 65
67 H Murray St. 73 79

RPI S Opponent Score
107 A Samford 60 67
107 H Samford 65 79
136 A Tennessee Tech 72 74
136 H Tennessee Tech 88 78
155 A Austin Peay 88 96
155 H Austin Peay 84 75
179 A Purdue 54 62
181 A Jacksonville St. 80 85
181 H Jacksonville St. 84 93
192 A Evansville 69 62
194 A Eastern Ky. 61 75
194 H Eastern Ky. 90 83

RPI S Opponent Score Team's RPI: 224
208 A Tennessee St. 82 85
208 H Tennessee St. 71 68
231 H Arkansas St. 80 77
309 A Eastern Ill. 70 80
309 H Eastern Ill. 85 61
313 A Southeast Mo. St. 66 55
313 H Southeast Mo. St. 72 60
321 A Morehead St. 80 67
321 H Morehead St. 71 66

LAST 10 Division I GAMES:

67 A Murray St.	52 65	208 H Tennessee St.	71 68
67 A Murray St.	63 81	313 A Southeast Mo. St.	66 55
192 A Evansville	69 62	136 H Tennessee Tech	88 78
136 A Tennessee Tech	72 74	194 H Eastern Ky.	90 83
309 H Eastern Ill.	85 61	181 A Jacksonville St.	80 85

Tenn. - Martin

Tenn. - Martin

Non-Div I Games: Webster

94 72

Spalding

79 59

Tenn. -Martin

Loss, Non-Conf, S Site, H Home A Away N Neutral

Average RPI Win:	101	WON-LOST	WINNING	LAST 10	STRENGTH OF	OPP. STRENGTH	TEAM	CONF.
Average RPI Loss:	36	RECORD	PCT. RANK	GAMES	SCHEDULE	OF SCHEDULE	RPI	RPI

DIV. I ONLY	22- 8	32	5- 5	2	32	8	1
DIV. I NON-CONF.	10- 3	39	1- 1	7	186	8	1

TOTALS	RPI 1-50	RPI 51-100	W-L RECORDS	RPI 101-200	RPI 201+
22- 8	6- 7	7- 1	OVERALL	6- 0	3- 0
13- 2	2- 2	3- 0	HOME	5- 0	3- 0
7- 3	4- 3	2- 0	AWAY	1- 0	0- 0
2- 3	0- 2	2- 1	NEUTRAL	0- 0	0- 0
10- 3	1- 2	3- 1	NON-CONFERENCE	3- 0	3- 0
7- 0	0- 0	1- 0	HOME	3- 0	3- 0
1- 1	1- 1	0- 0	AWAY	0- 0	0- 0
2- 2	0- 1	2- 1	NEUTRAL	0- 0	0- 0
12- 5	5- 5	4- 0	CONFERENCE	3- 0	0- 0
6- 2	2- 2	2- 0	HOME	2- 0	0- 0
6- 2	3- 2	2- 0	AWAY	1- 0	0- 0
0- 1	0- 1	0- 0	NEUTRAL	0- 0	0- 0

RPI S	Opponent	Score
3	A Memphis	79 88
5	A Florida	76 72
5	H Florida	80 76
7	A LSU	74 88
10	A Texas	95 78
19	N Wichita St.	73 80
29	A Kentucky	75 67
29	H Kentucky	78 80
36	A South Carolina	76 69
36	H South Carolina	81 65
36	N South Carolina	71 79
45	H Arkansas	69 73
50	A Alabama	79 92

RPI S	Opponent	Score
65	H South Ala.	87 69
67	N Murray St.	64 53
69	A Vanderbilt	68 59
69	H Vanderbilt	69 62
73	N Winthrop	63 61
95	N Oklahoma St.	73 89
100	A Georgia	83 78
100	H Georgia	89 76

RPI S	Opponent	Score
108	A Mississippi St.	88 65
112	H Auburn	105 89
140	H Lipscomb	69 58
143	H La.-Lafayette	83 76
151	H Mississippi	86 72
194	H Eastern Ky.	92 58

RPI S	Opponent	Score
226	H East Tenn. St.	106 83
234	H Appalachian St.	89 81
258	H Alabama A&M	93 68

LAST 10 Division I GAMES:

19	N	Wichita St.	73 80	45	H	Arkansas	69 73
73	N	Winthrop	63 61	5	A	Florida	76 72
36	N	South Carolina	71 79	50	A	Alabama	79 92
69	A	Vanderbilt	68 59	112	H	Auburn	105 89
29	H	Kentucky	78 80	100	A	Georgia	83 78

Non-Div I Games:

Tennessee

Loss,
Non-Conf, S Site,
H Home
A Away
N Neutral

Average RPI Win: 238
Average RPI Loss: 144

WON-LOST
RECORD

WINNING
PCT. RANK

LAST 10
GAMES

STRENGTH OF
SCHEDULE

OPP. STRENGTH
OF SCHEDULE

TEAM
RPI

CONF.
RPI

DIV. I ONLY	12- 15	196	5- 5	251	206	208	21
DIV. I NON-CONF.	1- 5	297	1- 0	236	21	293	20

TOTALS	RPI 1-50	RPI 51-100	W-L RECORDS	RPI 101-200	RPI 201+
12- 15	0- 1	0- 3	OVERALL	5- 8	7- 3
7- 4	0- 0	0- 1	HOME	3- 3	4- 0
5- 11	0- 1	0- 2	AWAY	2- 5	3- 3
0- 0	0- 0	0- 0	NEUTRAL	0- 0	0- 0
1- 5	0- 1	0- 1	NON-CONFERENCE	0- 2	1- 1
0- 1	0- 0	0- 0	HOME	0- 1	0- 0
1- 4	0- 1	0- 1	AWAY	0- 1	1- 1
0- 0	0- 0	0- 0	NEUTRAL	0- 0	0- 0
11- 10	0- 0	0- 2	CONFERENCE	5- 6	6- 2
7- 3	0- 0	0- 1	HOME	3- 2	4- 0
4- 7	0- 0	0- 1	AWAY	2- 4	2- 2
0- 0	0- 0	0- 0	NEUTRAL	0- 0	0- 0

RPI S Opponent Score

9 A Ohio St. 65 74

RPI S Opponent Score

67 A Murray St. 67 75

67 H Murray St. 52 77

97 A Iowa St. 51 59

RPI S Opponent Score

107 A Samford 48 68

107 A Samford 67 78

107 H Samford 54 64

117 H Middle Tenn. 57 67

136 A Tennessee Tech 72 63

136 H Tennessee Tech 70 65

155 A Austin Peay 63 70

155 H Austin Peay 80 58

162 A Georgia Tech 72 82

181 A Jacksonville St. 75 77

181 H Jacksonville St. 83 80

194 A Eastern Ky. 74 64

194 H Eastern Ky. 74 79

RPI S Opponent Score

224 A Tenn. -Martin 68 71

224 H Tenn. -Martin 85 82

246 A Southern Miss. 74 84

254 A Ball St. 70 69

309 A Eastern Ill. 84 68

309 H Eastern Ill. 73 57

313 A Southeast Mo. St. 69 70

313 H Southeast Mo. St. 68 63

321 A Morehead St. 83 75

321 H Morehead St. 76 49

LAST 10 Division I GAMES:

107 A Samford	67 78	155 H Austin Peay	80 58
194 A Eastern Ky.	74 64	136 H Tennessee Tech	70 65
321 A Morehead St.	83 75	224 A Tenn. -Martin	68 71
254 A Ball St.	70 69	155 A Austin Peay	63 70
67 H Murray St.	52 77	107 H Samford	54 64

Non-Div I Games: Fisk

72 63

Tennessee St.

Loss, Non-Conf, S Site, H Home A Away N Neutral

Average RPI Win:	211	WON-LOST	WINNING	LAST 10	STRENGTH OF	OPP. STRENGTH	TEAM	CONF.
Average RPI Loss:	131	RECORD	PCT. RANK	GAMES	SCHEDULE	OF SCHEDULE	RPI	RPI

DIV. I ONLY	17- 12	106	5- 5	194	207	136	21
DIV. I NON-CONF.	3- 4	195	0- 1	72	20	125	20

TOTALS	RPI 1-50	RPI 51-100	W-L RECORDS	RPI 101-200	RPI 201+
17- 12	1- 3	1- 1	OVERALL	7- 5	8- 3
10- 3	1- 0	1- 0	HOME	4- 2	4- 1
6- 8	0- 3	0- 1	AWAY	3- 2	3- 2
1- 1	0- 0	0- 0	NEUTRAL	0- 1	1- 0
3- 4	1- 3	0- 0	NON-CONFERENCE	1- 1	1- 0
2- 0	1- 0	0- 0	HOME	1- 0	0- 0
0- 4	0- 3	0- 0	AWAY	0- 1	0- 0
1- 0	0- 0	0- 0	NEUTRAL	0- 0	1- 0
14- 8	0- 0	1- 1	CONFERENCE	6- 4	7- 3
8- 3	0- 0	1- 0	HOME	3- 2	4- 1
6- 4	0- 0	0- 1	AWAY	3- 1	3- 2
0- 1	0- 0	0- 0	NEUTRAL	0- 1	0- 0

RPI S	Opponent	Score
23	A Michigan St.	63 80
25	A Bradley	62 77
43	A Cincinnati	62 105
47	H Wis. -Milwaukee	72 67

RPI S	Opponent	Score
67	A Murray St.	51 55
67	H Murray St.	70 66

RPI S	Opponent	Score
107	A Samford	88 85
107	H Samford	43 68
107	N Samford	66 73
155	A Austin Peay	79 75
155	H Austin Peay	78 61
155	H Austin Peay	78 74
170	H Oregon St.	90 62
181	A Jacksonville St.	79 67
181	H Jacksonville St.	68 74
184	A Dayton	60 81
194	A Eastern Ky.	75 93
194	H Eastern Ky.	78 58

RPI S	Opponent	Score
208	A Tennessee St.	65 70
208	H Tennessee St.	63 72
224	A Tenn. -Martin	78 88
224	H Tenn. -Martin	74 72
251	N Florida A&M	66 65
309	A Eastern Ill.	83 80
309	H Eastern Ill.	75 60
313	A Southeast Mo. St.	79 65
313	H Southeast Mo. St.	87 76
321	A Morehead St.	69 66
321	H Morehead St.	61 52

LAST 10 Division I GAMES:

107	N Samford	66 73	208	A Tennessee St.	65 70
155	H Austin Peay	78 74	181	H Jacksonville St.	68 74
67	H Murray St.	70 66	194	H Eastern Ky.	78 58
25	A Bradley	62 77	224	A Tenn. -Martin	78 88
224	H Tenn. -Martin	74 72	321	A Morehead St.	69 66

Non-Div I Games: Bluefield Col. 117 85 Brevard 85 41

Tennessee Tech

Average RPI Win: 299
Average RPI Loss: 117

WON-LOST
RECORD

WINNING
PCT. RANK

LAST 10
GAMES

STRENGTH OF
SCHEDULE

OPP. STRENGTH
OF SCHEDULE

TEAM
RPI

CONF.
RPI

DIV. I ONLY
DIV. I NON-CONF.

16- 8
6- 7

52
175

7- 2
0- 1

334
297

222
52

200
230

32
32

TOTALS

RPI 1-50

RPI 51-100

W-L RECORDS

RPI 101-200

RPI 201+

16- 8

0- 3

0- 1

OVERALL

0- 2

16- 2

9- 1

0- 1

0- 0

HOME

0- 0

9- 0

5- 7

0- 2

0- 1

AWAY

0- 2

5- 2

2- 0

0- 0

0- 0

NEUTRAL

0- 0

2- 0

6- 7

0- 3

0- 1

NON-CONFERENCE

0- 2

6- 1

3- 1

0- 1

0- 0

HOME

0- 0

3- 0

2- 6

0- 2

0- 1

AWAY

0- 2

2- 1

1- 0

0- 0

0- 0

NEUTRAL

0- 0

1- 0

10- 1

0- 0

0- 0

CONFERENCE

0- 0

10- 1

6- 0

0- 0

0- 0

HOME

0- 0

6- 0

3- 1

0- 0

0- 0

AWAY

0- 0

3- 1

1- 0

0- 0

0- 0

NEUTRAL

0- 0

1- 0

RPI	S	Opponent	Score
22	A	Missouri St.	75 95
49	A	Houston	83 86
49	H	Houston	74 82

RPI	S	Opponent	Score
60	A	Maryland	73 99

RPI	S	Opponent	Score
123	A	St. Mary's (Cal.)	67 69
147	A	Missouri	81 82

RPI	S	Opponent	Score
206	A	Tulsa	67 73
237	N	South Fla.	59 47
257	A	UTSA	77 59
257	H	UTSA	91 83
280	A	Utah Valley St.	64 69
280	H	Utah Valley St.	75 64
288	A	TCU	55 49
291	A	IPFW	79 64
291	H	IPFW	77 71
295	H	James Madison	93 52
296	N	UC Davis	64 53
314	H	Longwood	92 64
328	A	Northern Colo.	72 66
328	H	Northern Colo.	99 56
330	A	Tex. -Pan American	74 55
330	H	Tex. -Pan American	93 69
333	H	Savannah St.	90 45
334	H	Prairie View	105 77

LAST 10 Division I GAMES:

330	H	Tex. -Pan American	93 69
330	A	Tex. -Pan American	74 55
291	A	IPFW	79 64
280	H	Utah Valley St.	75 64
49	H	Houston	74 82

314	H	Longwood	92 64
328	A	Northern Colo.	72 66
280	A	Utah Valley St.	64 69
291	H	IPFW	77 71
328	H	Northern Colo.	99 56

Non-Div I Games: Trinity (Tex.) 86 62 Concordia-Austin 116 78 Huston-Tillotson 110 59 Texas A&M Int'l 116 58 Tex. A&M-Corp. Chris

Loss, Non-Conf, S Site, H Home A Away N Neutral

Average RPI Win:	321	WON-LOST	WINNING	LAST 10	STRENGTH OF	OPP. STRENGTH	TEAM	CONF.
Average RPI Loss:	192	RECORD	PCT. RANK	GAMES	SCHEDULE	OF SCHEDULE	RPI	RPI

DIV. I ONLY	3- 24	325	0- 8	305	265	330	32
DIV. I NON-CONF.	2- 15	306	0- 1	214	180	303	32

TOTALS	RPI 1-50	RPI 51-100	W-L RECORDS	RPI 101-200	RPI 201+
3- 24	0- 4	0- 2	OVERALL	0- 5	3- 13
1- 8	0- 0	0- 1	HOME	0- 1	1- 6
1- 15	0- 4	0- 0	AWAY	0- 4	1- 7
1- 1	0- 0	0- 1	NEUTRAL	0- 0	1- 0
2- 15	0- 4	0- 2	NON-CONFERENCE	0- 3	2- 6
0- 4	0- 0	0- 1	HOME	0- 0	0- 3
1- 10	0- 4	0- 0	AWAY	0- 3	1- 3
1- 1	0- 0	0- 1	NEUTRAL	0- 0	1- 0
1- 9	0- 0	0- 0	CONFERENCE	0- 2	1- 7
1- 4	0- 0	0- 0	HOME	0- 1	1- 3
0- 5	0- 0	0- 0	AWAY	0- 1	0- 4
0- 0	0- 0	0- 0	NEUTRAL	0- 0	0- 0

RPI S	RPI 1-50	Score	RPI S	RPI 51-100	Score	RPI S	RPI 101-200	Score	RPI S	RPI 201+	Team's RPI: 330
10	A Texas	54 82	53	N Kent St.	70 82	142	A Texas Tech	50 103	204	A North Texas	45 84
16	A Illinois	59 71	55	H Air Force	68 81	170	A Oregon St.	54 78	206	H Tulsa	66 70
19	A Wichita St.	66 97				178	A Wright St.	53 63	240	A Stephen F. Austin	52 71
45	A Arkansas	38 66				200	A Tex. A&M-Corp. Chris	69 93	257	A UTSA	81 101
						200	H Tex. A&M-Corp. Chris	55 74	269	H Southern Methodist	54 84
									276	A South Dakota St.	58 75
									276	H South Dakota St.	53 57
									280	A Utah Valley St.	64 75
									280	H Utah Valley St.	52 55
									291	A IPFW	54 55
									291	H IPFW	56 61
									307	N Texas Southern	60 57
									327	A Texas St.	79 62
									327	H Texas St.	57 58
									328	A Northern Colo.	49 86
									328	H Northern Colo.	74 63
LAST 10 Division I GAMES:											
291	A IPFW	54 55	276	A South Dakota St.	58 75						
200	A Tex. A&M-Corp. Chris	69 93	280	H Utah Valley St.	52 55						
276	H South Dakota St.	53 57	328	A Northern Colo.	49 86						
200	H Tex. A&M-Corp. Chris	55 74	280	A Utah Valley St.	64 75						
204	A North Texas	45 84	269	H Southern Methodist	54 84						

Average RPI Win: 122
Average RPI Loss: 30

WON-LOST
RECORD

WINNING
PCT. RANK

LAST 10
GAMES

STRENGTH OF
SCHEDULE

OPP. STRENGTH
OF SCHEDULE

TEAM
RPI

CONF.
RPI

DIV. I ONLY

30- 7

12

7- 3

32

30

10

5

DIV. I NON-CONF.

15- 3

18

3- 1

44

23

11

9

TOTALS

RPI 1-50

RPI 51-100

W-L RECORDS

RPI 101-200

RPI 201+

30- 7

9- 6

5- 1

OVERALL

11- 0

5- 0

16- 1

4- 1

2- 0

HOME

6- 0

4- 0

7- 3

1- 2

1- 1

AWAY

4- 0

1- 0

7- 3

4- 3

2- 0

NEUTRAL

1- 0

0- 0

15- 3

5- 3

2- 0

NON-CONFERENCE

3- 0

5- 0

8- 1

1- 1

0- 0

HOME

3- 0

4- 0

2- 0

1- 0

0- 0

AWAY

0- 0

1- 0

5- 2

3- 2

2- 0

NEUTRAL

0- 0

0- 0

15- 4

4- 3

3- 1

CONFERENCE

8- 0

0- 0

8- 0

3- 0

2- 0

HOME

3- 0

0- 0

5- 3

0- 2

1- 1

AWAY

4- 0

0- 0

2- 1

1- 1

0- 0

NEUTRAL

1- 0

0- 0

RPI 1-50

Team's RPI: 10

RPI 51-100

RPI 101-200

RPI 201+

RPI S Opponent

Score

RPI S Opponent

Score

RPI S Opponent

Score

RPI S Opponent

Score

1 N Duke 66 97
2 H Villanova 58 55
3 A Memphis 69 58
7 N LSU 60 70
8 H Tennessee 78 95
12 N Iowa 68 59
20 A Oklahoma 72 82
20 H Oklahoma 72 48
28 N West Virginia 76 75
28 N West Virginia 74 71
32 H Kansas 80 55
32 N Kansas 68 80
44 A Texas A&M 43 46
44 H Texas A&M 83 70
44 N Texas A&M 74 70

51 N North Carolina St. 75 54
68 H Colorado 89 64
94 N Penn 60 52
95 A Oklahoma St. 60 81
95 H Oklahoma St. 80 46
97 A Iowa St. 78 58

101 H Nebraska 78 59
107 H Samford 77 33
113 A Kansas St. 65 64
130 H Southern U. 89 56
142 A Texas Tech 65 44
142 H Texas Tech 80 46
142 N Texas Tech 77 70
147 A Missouri 66 53
174 A Baylor 66 47
174 H Baylor 90 63
196 H Texas-Arlington 93 55

221 A Rice 85 58
259 H La.-Monroe 90 55
327 H Texas St. 85 49
330 H Tex.-Pan American 82 54
334 H Prairie View 110 38

LAST 10 Division I GAMES:

7 N LSU 60 70
28 N West Virginia 74 71
51 N North Carolina St. 75 54
94 N Penn 60 52
32 N Kansas 68 80

44 N Texas A&M 74 70
142 N Texas Tech 77 70
20 H Oklahoma 72 48
44 A Texas A&M 43 46
32 H Kansas 80 55

Non-Div I Games:

Texas

Loss, Non-Conf, S Site, H Home A Away N Neutral

Average RPI Win: 150

Average RPI Loss: 44

WON-LOST
RECORDWINNING
PCT. RANKLAST 10
GAMESSTRENGTH OF
SCHEDULEOPP. STRENGTH
OF SCHEDULETEAM
RPICONF.
RPI

DIV. I ONLY

22- 9

37

8- 2

68

70

44

5

DIV. I NON-CONF.

11- 2

15

1- 1

164

201

47

9

TOTALS

RPI 1-50

RPI 51-100

W-L RECORDS

RPI 101-200

RPI 201+

22- 9

2- 6

5- 2

OVERALL

9- 1

6- 0

16- 2

1- 2

3- 0

HOME

6- 0

6- 0

4- 5

0- 2

1- 2

AWAY

3- 1

0- 0

2- 2

1- 2

1- 0

NEUTRAL

0- 0

0- 0

11- 2

1- 1

1- 1

NON-CONFERENCE

3- 0

6- 0

10- 0

0- 0

1- 0

HOME

3- 0

6- 0

0- 1

0- 0

0- 1

AWAY

0- 0

0- 0

1- 1

1- 1

0- 0

NEUTRAL

0- 0

0- 0

11- 7

1- 5

4- 1

CONFERENCE

6- 1

0- 0

6- 2

1- 2

2- 0

HOME

3- 0

0- 0

4- 4

0- 2

1- 1

AWAY

3- 1

0- 0

1- 1

0- 1

1- 0

NEUTRAL

0- 0

0- 0

RPI 1-50

Team's RPI: 44

RPI 51-100

RPI 101-200

RPI 201+

RPI S Opponent Score

RPI S Opponent Score

RPI S Opponent Score

RPI S Opponent Score

7 N LSU 57 58

10 A Texas 70 83

10 H Texas 46 43

10 N Texas 70 74

18 N Syracuse 66 58

20 A Oklahoma 63 71

20 H Oklahoma 44 45

32 H Kansas 73 83

59 H Northwestern St. 73 61

68 H Colorado 61 58

68 N Colorado 86 53

87 A Pacific 56 63

95 A Oklahoma St. 77 79

95 H Oklahoma St. 46 44

97 A Iowa St. 86 81

101 H Nebraska 66 55

112 H Auburn 72 67

113 A Kansas St. 54 58

118 H Penn St. 60 55

130 H Southern U. 88 44

142 A Texas Tech 75 59

142 H Texas Tech 63 55

147 A Missouri 54 51

174 A Baylor 64 60

174 H Baylor 72 70

204 H North Texas 72 70

217 H Tulane 83 57

282 H Grambling 101 71

297 H Mississippi Val. 84 53

307 H Texas Southern 81 56

333 H Savannah St. 67 34

LAST 10 Division I GAMES:

7 N LSU 57 58

10 H Texas 46 43

18 N Syracuse 66 58

101 H Nebraska 66 55

10 N Texas 70 74

147 A Missouri 54 51

68 N Colorado 86 53

174 A Baylor 64 60

142 A Texas Tech 75 59

95 H Oklahoma St. 46 44

Non-Div I Games:

Texas A&M

Loss, Non-Conf, S Site, H Home A Away N Neutral

Average RPI Win:

295

WON-LOST

WINNING

LAST 10

STRENGTH OF

OPP. STRENGTH

TEAM

CONF.

Average RPI Loss:

182

RECORD

PCT. RANK

GAMES

SCHEDULE

OF SCHEDULE

RPI

RPI

DIV. I ONLY

6- 22

309

4- 6

244

308

307

31

DIV. I NON-CONF.

0- 10

323

0- 0

15

53

257

31

TOTALS

RPI 1-50

RPI 51-100

W-L RECORDS

RPI 101-200

RPI 201+

6- 22

0- 5

0- 2

OVERALL

0- 3

6- 12

4- 5

0- 0

0- 0

HOME

0- 1

4- 4

2- 15

0- 5

0- 2

AWAY

0- 1

2- 7

0- 2

0- 0

0- 0

NEUTRAL

0- 1

0- 1

0- 10

0- 5

0- 2

NON-CONFERENCE

0- 1

0- 2

0- 0

0- 0

0- 0

HOME

0- 0

0- 0

0- 8

0- 5

0- 2

AWAY

0- 0

0- 1

0- 2

0- 0

0- 0

NEUTRAL

0- 1

0- 1

6- 12

0- 0

0- 0

CONFERENCE

0- 2

6- 10

4- 5

0- 0

0- 0

HOME

0- 1

4- 4

2- 7

0- 0

0- 0

AWAY

0- 1

2- 6

0- 0

0- 0

0- 0

NEUTRAL

0- 0

0- 0

RPI 1-50

RPI 51-100

RPI 101-200

RPI 201+

Team's RPI: 307

RPI	S	Opponent	Score
4	A	Connecticut	49 113
16	A	Illinois	59 93
17	A	Boston College	53 80
19	A	Wichita St.	54 86
44	A	Texas A&M	56 81

RPI	S	Opponent	Score
70	A	Florida St.	59 90
77	A	UTEP	59 82

RPI	S	Opponent	Score
130	A	Southern U.	64 89
130	H	Southern U.	48 54
155	N	Austin Peay	70 82

RPI	S	Opponent	Score
221	A	Rice	65 81
247	A	Jackson St.	63 84
247	H	Jackson St.	90 88
258	A	Alabama A&M	75 99
258	H	Alabama A&M	66 79
272	A	Alabama St.	66 72
272	H	Alabama St.	69 62
282	A	Grambling	76 78
282	H	Grambling	68 80
292	A	Ark. -Pine Bluff	65 64
292	H	Ark. -Pine Bluff	65 53
297	A	Mississippi Val.	62 69
297	H	Mississippi Val.	65 67
301	A	Alcorn St.	77 84
301	H	Alcorn St.	76 84
330	N	Tex. -Pan American	57 60
334	A	Prairie View	93 59
334	H	Prairie View	88 72

LAST 10 Division I GAMES:

130	A	Southern U.	64 89	297	A	Mississippi Val.	62 69
301	A	Alcorn St.	77 84	247	H	Jackson St.	90 88
258	H	Alabama A&M	66 79	282	H	Grambling	68 80
272	H	Alabama St.	69 62	334	A	Prairie View	93 59
292	A	Ark. -Pine Bluff	65 64	258	A	Alabama A&M	75 99

Non-Div I Games: Me. -Machias 105 60 Jarvis Christian 100 66

Texas Southern

Loss, Non-Conf, S Site, H Home A Away N Neutral

Average RPI Win: 294
Average RPI Loss: 188

WON-LOST
RECORD

WINNING
PCT. RANK

LAST 10
GAMES

STRENGTH OF
SCHEDULE

OPP. STRENGTH
OF SCHEDULE

TEAM
RPI

CONF.
RPI

DIV. I ONLY	2- 22	332	1- 9	241	300	327	22
DIV. I NON-CONF.	1- 7	305	0- 0	280	308	324	21

TOTALS	RPI 1-50	RPI 51-100	W-L RECORDS	RPI 101-200	RPI 201+
2- 22	0- 2	0- 2	OVERALL	0- 9	2- 9
1- 9	0- 0	0- 1	HOME	0- 4	1- 4
1- 13	0- 2	0- 1	AWAY	0- 5	1- 5
0- 0	0- 0	0- 0	NEUTRAL	0- 0	0- 0
1- 7	0- 2	0- 0	NON-CONFERENCE	0- 1	1- 4
0- 2	0- 0	0- 0	HOME	0- 0	0- 2
1- 5	0- 2	0- 0	AWAY	0- 1	1- 2
0- 0	0- 0	0- 0	NEUTRAL	0- 0	0- 0
1- 15	0- 0	0- 2	CONFERENCE	0- 8	1- 5
1- 7	0- 0	0- 1	HOME	0- 4	1- 2
0- 8	0- 0	0- 1	AWAY	0- 4	0- 3
0- 0	0- 0	0- 0	NEUTRAL	0- 0	0- 0

RPI S	RPI 1-50	Opponent	Score
10	A	Texas	49 85
45	A	Arkansas	67 73

RPI S	RPI 51-100	Opponent	Score
59	A	Northwestern St.	71 89
59	H	Northwestern St.	71 76

RPI S	RPI 101-200	Opponent	Score
111	A	Sam Houston St.	61 75
111	H	Sam Houston St.	70 80
165	A	Utah	59 74
187	A	Southeastern La.	46 66
187	H	Southeastern La.	60 68
191	A	Lamar	71 83
191	H	Lamar	58 83
196	A	Texas-Arlington	64 83
199	H	McNeese St.	58 69

	RPI	201+	Team's RPI	327
	S	Opponent	Score	
222	A	Ark. - Little Rock	54	73
240	A	Stephen F. Austin	59	70
240	H	Stephen F. Austin	55	59
257	H	UTSA	85	68
259	A	La. - Monroe	75	80
269	H	Southern Methodist	67	78
280	A	Utah Valley St.	45	77
294	A	Nicholls St.	67	86
294	H	Nicholls St.	66	69
330	A	Tex. - Pan American	58	57
330	H	Tex. - Pan American	62	79

LAST 10 Division I GAMES:

294	A	Nicholls St.	67 86	187	A	Southeastern La.	46 66
59	H	Northwestern St.	71 76	199	H	McNeese St.	58 69
240	A	Stephen F. Austin	59 70	191	A	Lamar	71 83
111	A	Sam Houston St.	61 75	294	H	Nicholls St.	66 69
257	H	UTSA	85 68	187	H	Southeastern La.	60 68

Non-Div I Games: St. Edward's

70 81

Texas-Tyler

84 71

Tex. Permian Basin

75

Texas St.

Loss, Non-Conf, S Site, H Home A Away N Neutral

Average RPI Win: 174

Average RPI Loss: 61

WON-LOST
RECORDWINNING
PCT. RANKLAST 10
GAMESSTRENGTH OF
SCHEDULEOPP. STRENGTH
OF SCHEDULETEAM
RPICONF.
RPI

DIV. I ONLY

15- 17

178

3- 7

93

47

142

5

DIV. I NON-CONF.

8- 6

127

0- 0

250

93

158

9

TOTALS

RPI 1-50

RPI 51-100

W-L RECORDS

RPI 101-200

RPI 201+

15- 17 0- 10

4- 5

OVERALL

6- 2

5- 0

12- 4 0- 3

3- 1

HOME

4- 0

5- 0

2- 9 0- 4

1- 3

AWAY

1- 2

0- 0

1- 4 0- 3

0- 1

NEUTRAL

1- 0

0- 0

8- 6 0- 2

2- 3

NON-CONFERENCE

1- 1

5- 0

7- 1 0- 0

1- 1

HOME

1- 0

5- 0

1- 2 0- 0

1- 1

AWAY

0- 1

0- 0

0- 3 0- 2

0- 1

NEUTRAL

0- 0

0- 0

7- 11 0- 8

2- 2

CONFERENCE

5- 1

0- 0

5- 3 0- 3

2- 0

HOME

3- 0

0- 0

1- 7 0- 4

0- 2

AWAY

1- 1

0- 0

1- 1 0- 1

0- 0

NEUTRAL

1- 0

0- 0

RPI 1-50

RPI 51-100

RPI 101-200

Team's RPI: 142

RPI 201+

RPI S Opponent

Score

10	A	Texas	46	80
10	H	Texas	44	65
10	N	Texas	70	77
18	N	Syracuse	46	81
20	A	Oklahoma	48	60
20	H	Oklahoma	70	71
32	A	Kansas	52	86
44	A	Texas A&M	55	63
44	H	Texas A&M	59	75
45	N	Arkansas	65	78

RPI S Opponent

Score

68	A	Colorado	64	66
74	H	Louisiana Tech	53	68
77	H	UTEP	61	60
89	N	Wake Forest	73	78
93	A	UNLV	73	84
95	A	Oklahoma St.	63	74
95	H	Oklahoma St.	92	90
97	H	Iowa St.	76	73
98	A	New Mexico St.	69	63

RPI S Opponent

Score

101	A	Nebraska	70	64
113	H	Kansas St.	70	56
113	N	Kansas St.	73	65
147	H	Missouri	73	55
160	H	Ga. Southern	74	61
174	A	Baylor	66	77
174	H	Baylor	79	61
185	A	San Francisco	72	90

RPI S Opponent

Score

220	H	Furman	83	74
271	H	San Jose St.	88	54
288	H	TCU	81	54
321	H	Morehead St.	76	42
330	H	Tex. -Pan American	103	50

LAST 10 Division I GAMES:

10	N	Texas	70	77	20	H	Oklahoma	70	71
113	N	Kansas St.	73	65	101	A	Nebraska	70	64
44	H	Texas A&M	59	75	113	H	Kansas St.	70	56
174	A	Baylor	66	77	68	A	Colorado	64	66
95	A	Oklahoma St.	63	74	10	H	Texas	44	65

T
e
x
a
s
T
e
c
hT
e
x
a
s
T
e
c
h

Non-Div I Games:

Texas Tech

Loss, Non-Conf, S Site, H Home A Away N Neutral

Texas-Arlington

Through Games Of Final 2006

Average RPI Win:

220

WON-LOST

WINNING

LAST 10

STRENGTH OF

OPP. STRENGTH

TEAM

CONF.

Average RPI Loss:

151

RECORD

PCT. RANK

GAMES

SCHEDULE

OF SCHEDULE

RPI

RPI

DIV. I ONLY

10- 16

246

3- 7

166

233

196

22

DIV. I NON-CONF.

3- 6

229

0- 0

129

117

194

21

TOTALS

RPI 1-50

RPI 51-100

W-L RECORDS

RPI 101-200

RPI 201+

10- 16

0- 1

0- 4

OVERALL

6- 7

4- 4

5- 3

0- 0

0- 1

HOME

3- 1

2- 1

3- 11

0- 1

0- 2

AWAY

1- 6

2- 2

2- 2

0- 0

0- 1

NEUTRAL

2- 0

0- 1

3- 6

0- 1

0- 2

NON-CONFERENCE

3- 1

0- 2

0- 0

0- 0

0- 0

HOME

0- 0

0- 0

1- 4

0- 1

0- 1

AWAY

1- 1

0- 1

2- 2

0- 0

0- 1

NEUTRAL

2- 0

0- 1

3- 6

0- 1

0- 2

NON-CONFERENCE

3- 1

0- 2

0- 0

0- 0

0- 0

HOME

0- 0

0- 0

1- 4

0- 1

0- 1

AWAY

1- 1

0- 1

2- 2

0- 0

0- 1

NEUTRAL

2- 0

0- 1

7- 10

0- 0

0- 2

CONFERENCE

3- 6

4- 2

5- 3

0- 0

0- 1

HOME

3- 1

2- 1

2- 7

0- 0

0- 1

AWAY

0- 5

2- 1

0- 0

0- 0

0- 0

NEUTRAL

0- 0

0- 0

RPI 1-50

RPI S Opponent

Score

10 A Texas 55 93

RPI 51-100

RPI S Opponent

Score

59 A Northwestern St. 79 82

59 H Northwestern St. 67 79

72 N Miami (Fl a.) 65 76

95 A Oklahoma St. 65 74

RPI 101-200

Team's RPI: 196

RPI S Opponent

Score

111 A Sam Houston St. 81 91

111 A Sam Houston St. 84 86

111 H Sam Houston St. 76 80

124 A New Mexico 51 63

132 N Northern Ariz. 68 59

139 A San Diego 94 91

187 A Southeastern La. 62 71

187 H Southeastern La. 71 63

191 A Lamar 89 93

191 H Lamar 75 73

193 N Radford 83 66

199 A McNeese St. 63 66

199 H McNeese St. 71 62

RPI 201+

RPI S Opponent

Score

240 A Stephen F. Austin 65 59

257 H UTSA 71 74

259 A La. -Monroe 66 80

279 N UNC Greensboro 49 61

288 A TCU 63 71

294 A Nicholls St. 78 63

294 H Nicholls St. 82 54

327 H Texas St. 83 64

LAST 10 Division I GAMES:

111 A Sam Houston St. 84 86

199 H McNeese St. 71 62

111 H Sam Houston St. 76 80

187 A Southeastern La. 62 71

294 A Nicholls St. 78 63

191 H Lamar 75 73

257 H UTSA 71 74

59 A Northwestern St. 79 82

259 A La. -Monroe 66 80

199 A McNeese St. 63 66

T
e
x
a
s
-
A
r
l
i
n
g
t
o
nT
e
x
a
s
-
A
r
l
i
n
g
t
o
n

Non-Div I Games: Texas Wesleyan 78 64

Texas-Dallas 84 74

Texas-Tyler 87 72

Tex. Permian Basin 79 65

Texas-Arlington

Loss, Non-Conf, S Site, H Home A Away N Neutral

Average RPI Win: 227		WON-LOST	WINNING	LAST 10	STRENGTH OF	OPP. STRENGTH	TEAM	CONF.
Average RPI Loss: 126		RECORD	PCT. RANK	GAMES	SCHEDULE	OF SCHEDULE	RPI	RPI
DIV. I ONLY	19- 11	75	8- 2	262	191	145	16	
DIV. I NON-CONF.	6- 2	51	0- 1	315	285	147	17	
TOTALS	RPI 1-50	RPI 51-100	W-L RECORDS	RPI 101-200	RPI 201+			
19- 11	0- 1	2- 5	OVERALL	5- 3	12- 2			
13- 2	0- 0	1- 1	HOME	3- 1	9- 0			
4- 8	0- 1	0- 3	AWAY	1- 2	3- 2			
2- 1	0- 0	1- 1	NEUTRAL	1- 0	0- 0			
6- 2	0- 1	0- 0	NON-CONFERENCE	1- 1	5- 0			
5- 0	0- 0	0- 0	HOME	1- 0	4- 0			
1- 2	0- 1	0- 0	AWAY	0- 1	1- 0			
0- 0	0- 0	0- 0	NEUTRAL	0- 0	0- 0			
13- 9	0- 0	2- 5	CONFERENCE	4- 2	7- 2			
8- 2	0- 0	1- 1	HOME	2- 1	5- 0			
3- 6	0- 0	0- 3	AWAY	1- 1	2- 2			
2- 1	0- 0	1- 1	NEUTRAL	1- 0	0- 0			
RPI S Opponent Score	RPI 1-50	RPI S Opponent Score	RPI 51-100	RPI S Opponent Score	RPI 101-200	Team's RPI: 145	RPI S Opponent Score	RPI 201+
36 A South Carolina 73 85		53 A Kent St. 68 76		126 A Northern Ill. 67 66			254 A Ball St. 56 69	
		53 H Kent St. 60 44		126 H Northern Ill. 69 73			254 H Ball St. 81 54	
		53 N Kent St. 66 71		126 N Northern Ill. 78 77			256 A Bowling Green 52 59	
		66 A Akron 58 75		131 H Buffalo 73 70			256 H Bowling Green 72 64	
		66 N Akron 77 69		171 A Detroit 63 65			256 H Bowling Green 77 52	
		85 A Miami (Ohio) 49 58		178 H Wright St. 64 53			269 A Southern Methodist 72 60	
		96 H Ohio 68 71		195 A Western Mich. 53 57			285 H Oakland 64 61	
				195 H Western Mich. 81 58			290 H St. Bonaventure 83 68	
							291 H IPFW 85 65	
							300 H East Caro. 73 62	
							305 A Eastern Mich. 70 59	
							305 H Eastern Mich. 88 58	
							315 A Central Mich. 66 64	
							315 H Central Mich. 78 62	
		LAST 10 Division I GAMES:						
		53 N Kent St. 66 71		195 H Western Mich. 81 58				
		66 N Akron 77 69		254 H Ball St. 81 54				
		126 N Northern Ill. 78 77		305 A Eastern Mich. 70 59				
		256 H Bowling Green 77 52		171 A Detroit 63 65				
		315 A Central Mich. 66 64		256 H Bowling Green 72 64				

Non-Div I Games: Ferris St. 67 55

Toledo

Average RPI Win: 206
Average RPI Loss: 140

WON-LOST
RECORD

WINNING
PCT. RANK

LAST 10
GAMES

STRENGTH OF
SCHEDULE

OPP. STRENGTH
OF SCHEDULE

TEAM
RPI

CONF.
RPI

DIV. I ONLY	12- 16	215	3- 7	226	134	216	8
DIV. I NON-CONF.	4- 5	187	0- 0	288	306	255	12

TOTALS	RPI 1-50	RPI 51-100	W-L RECORDS	RPI 101-200	RPI 201+
12- 16	1- 4	1- 4	OVERALL	3- 2	7- 6
7- 6	1- 0	1- 2	HOME	1- 1	4- 3
5- 8	0- 3	0- 2	AWAY	2- 1	3- 2
0- 2	0- 1	0- 0	NEUTRAL	0- 0	0- 1
4- 5	0- 1	0- 0	NON-CONFERENCE	2- 1	2- 3
2- 2	0- 0	0- 0	HOME	0- 1	2- 1
2- 2	0- 0	0- 0	AWAY	2- 0	0- 2
0- 1	0- 1	0- 0	NEUTRAL	0- 0	0- 0
8- 11	1- 3	1- 4	CONFERENCE	1- 1	5- 3
5- 4	1- 0	1- 2	HOME	1- 0	2- 2
3- 6	0- 3	0- 2	AWAY	0- 1	3- 0
0- 1	0- 0	0- 0	NEUTRAL	0- 0	0- 1

RPI S Opponent Score

15	A	George Mason	53	65
18	N	Syracuse	52	86
30	A	Hofstra	70	82
30	H	Hofstra	94	91
31	A	UNC Wil mington	46	78

RPI S Opponent Score

52	H	Old Domi ni on	71	85
80	A	Va. Commonweal th	75	81
80	H	Va. Commonweal th	59	57
88	A	Northeastern	67	89
88	H	Northeastern	70	86

RPI S Opponent Score

125	A	Drexel	61	69
125	H	Drexel	84	80
149	A	Lehi gh	69	66
169	H	Loyol a (Md.)	67	80
189	A	Col. of Charleston	86	75

RPI S Opponent Score Team's RPI: 216

203	A	Ameri can	70	74
236	A	Del aware	96	92
236	H	Del aware	61	76
238	A	Georgi a St.	70	69
238	H	Georgi a St.	66	62
238	N	Georgi a St.	64	72
253	A	Norfol k St.	49	78
263	H	William & Mary	76	45
295	A	James Madi son	99	84
295	H	James Madi son	68	76
297	H	UMBC	60	55
317	H	VMI	78	80
329	H	Morgan St.	71	66

LAST 10 Div sion I GAMES:

238	N	Georgi a St.	64	72	295	H	James Madi son	68	76
88	H	Northeastern	70	86	125	H	Drexel	84	80
238	A	Georgi a St.	70	69	80	A	Va. Commonweal th	75	81
80	H	Va. Commonweal th	59	57	236	H	Del aware	61	76
15	A	George Mason	53	65	30	A	Hofstra	70	82

Non-Di v I Games:

Towson

Loss, Non-Conf, S Site, H Home A Away N Neutral

Average RPI Win: 197
Average RPI Loss: 184

WON-LOST
RECORD

WINNING
PCT. RANK

LAST 10
GAMES

STRENGTH OF
SCHEDULE

OPP. STRENGTH
OF SCHEDULE

TEAM
RPI

CONF.
RPI

DIV. I ONLY	11- 15	223	4- 6	269	184	244	18
DIV. I NON-CONF.	4- 5	187	0- 0	311	254	269	16

TOTALS	RPI 1-50	RPI 51-100	W-L RECORDS	RPI 101-200	RPI 201+
11- 15	0- 0	1- 3	OVERALL	4- 4	5- 8
6- 4	0- 0	1- 1	HOME	3- 0	2- 3
2- 10	0- 0	0- 2	AWAY	1- 3	1- 5
3- 1	0- 0	0- 0	NEUTRAL	0- 1	2- 0
4- 5	0- 0	0- 1	NON-CONFERENCE	0- 2	3- 2
1- 1	0- 0	0- 0	HOME	0- 0	1- 1
1- 4	0- 0	0- 1	AWAY	0- 2	1- 1
2- 0	0- 0	0- 0	NEUTRAL	0- 0	1- 0
7- 10	0- 0	1- 2	CONFERENCE	4- 2	2- 6
5- 3	0- 0	1- 1	HOME	3- 0	1- 2
1- 6	0- 0	0- 1	AWAY	1- 1	0- 4
1- 1	0- 0	0- 0	NEUTRAL	0- 1	1- 0

RPI S Opponent Score

RPI S Opponent Score

RPI S Opponent Score

RPI S Opponent Score Team's RPI: 244

58 H Western Ky. 76 49
65 A South Ala. 84 88
65 H South Ala. 52 66
82 A Xavier 54 78

108 A Mississippi St. 77 88
117 H Middle Tenn. 70 57
143 A La. -Lafayette 73 50
143 H La. -Lafayette 75 73
143 N La. -Lafayette 59 62
175 A Denver 61 69
175 H Denver 79 68
187 A Southeastern La. 68 71

201 N Niagara 87 71
204 A North Texas 77 84
204 H North Texas 69 81
222 H Ark. -Little Rock 66 73
231 A Arkansas St. 68 91
231 N Arkansas St. 107 83
255 A New Orleans 75 79
255 H New Orleans 62 58
256 H Bowling Green 52 60
260 N Quinnipiac 94 83
272 H Alabama St. 71 53
277 A Florida Int'l 68 71
289 A Columbia 71 73
308 A Duquesne 78 72

LAST 10 Division I GAMES:

143 N La. -Lafayette 59 62
231 N Arkansas St. 107 83
175 H Denver 79 68
204 H North Texas 69 81
277 A Florida Int'l 68 71

65 H South Ala. 52 66
143 H La. -Lafayette 75 73
255 H New Orleans 62 58
222 H Ark. -Little Rock 66 73
231 A Arkansas St. 68 91

Non-Div I Games: Stillman

87 66

Belhaven

95 51

Oakwood

111 72

Troy

Loss, Non-Conf, S Site, H Home A Away N Neutral

Average RPI Win: 262
Average RPI Loss: 118

WON-LOST
RECORD

WINNING
PCT. RANK

LAST 10
GAMES

STRENGTH OF
SCHEDULE

OPP. STRENGTH
OF SCHEDULE

TEAM
RPI

CONF.
RPI

DIV. I ONLY
DIV. I NON-CONF.

11- 16
4- 7

231
217

4- 5
0- 0

240
282

111
103

217
264

14
13

TOTALS

RPI 1-50

RPI 51-100

W-L RECORDS

RPI 101-200

RPI 201+

11- 16

0- 6

0- 3

OVERALL

0- 2

11- 5

6- 3

0- 2

0- 0

HOME

0- 0

6- 1

2- 11

0- 4

0- 3

AWAY

0- 1

2- 3

3- 2

0- 0

0- 0

NEUTRAL

0- 1

3- 1

4- 7

0- 2

0- 2

NON-CONFERENCE

0- 1

4- 2

2- 0

0- 0

0- 0

HOME

0- 0

2- 0

0- 5

0- 2

0- 2

AWAY

0- 0

0- 1

2- 2

0- 0

0- 0

NEUTRAL

0- 1

2- 1

7- 9

0- 4

0- 1

CONFERENCE

0- 1

7- 3

4- 3

0- 2

0- 0

HOME

0- 0

4- 1

2- 6

0- 2

0- 1

AWAY

0- 1

2- 2

1- 0

0- 0

0- 0

NEUTRAL

0- 0

1- 0

RPI 1-50

RPI 51-100

RPI 101-200

RPI 201+

Team's RPI: 217

RPI	S	Opponent	Score
3	A	Memphis	56 75
3	H	Memphis	65 105
7	A	LSU	58 75
41	A	UAB	82 87
44	A	Texas A&M	57 83
49	H	Houston	57 82

RPI	S	Opponent	Score
62	A	Seton Hall	64 83
77	A	UTEP	47 75
78	A	Butler	61 82

RPI	S	Opponent	Score
182	N	Valparaiso	72 79
190	A	UCF	51 72

RPI	S	Opponent	Score
205	H	Richmond	64 41
206	A	Tulsa	59 63
221	A	Rice	70 53
221	H	Rice	57 60
228	N	Fairfield	68 80
233	H	Marshall	61 36
233	N	Marshall	64 58
246	A	Southern Miss.	55 67
246	H	Southern Miss.	50 47
255	A	New Orleans	49 50
255	N	New Orleans	77 66
269	H	Southern Methodist	59 56
288	N	TCU	56 52
300	A	East Caro.	66 53
300	H	East Caro.	60 52
333	H	Savannah St.	78 60

LAST 10 Division I GAMES:

3	A	Memphis	56 75	3	H	Memphis	65 105
233	N	Marshall	64 58	41	A	UAB	82 87
206	A	Tulsa	59 63	190	A	UCF	51 72
246	H	Southern Miss.	50 47	233	H	Marshall	61 36
300	A	East Caro.	66 53	269	H	Southern Methodist	59 56

Non-Div I Games: St. Edward's 83 91 Loyola (La.) 87 41

Tulane

Loss, Non-Conf, S Site, H Home A Away N Neutral

Average RPI Win: 225
Average RPI Loss: 143

WON-LOST
RECORD

WINNING
PCT. RANK

LAST 10
GAMES

STRENGTH OF
SCHEDULE

OPP. STRENGTH
OF SCHEDULE

TEAM
RPI

CONF.
RPI

DIV. I ONLY	10- 17	252	4- 6	139	203	206	14
DIV. I NON-CONF.	4- 8	229	0- 0	154	326	235	13

TOTALS	RPI 1-50	RPI 51-100	W-L RECORDS	RPI 101-200	RPI 201+
10- 17	0- 5	0- 3	OVERALL	3- 3	7- 6
7- 5	0- 2	0- 1	HOME	2- 0	5- 2
3- 11	0- 3	0- 2	AWAY	1- 3	2- 3
0- 1	0- 0	0- 0	NEUTRAL	0- 0	0- 1
4- 8	0- 1	0- 1	NON-CONFERENCE	3- 2	1- 4
2- 3	0- 1	0- 0	HOME	2- 0	0- 2
2- 5	0- 0	0- 1	AWAY	1- 2	1- 2
0- 0	0- 0	0- 0	NEUTRAL	0- 0	0- 0
6- 9	0- 4	0- 2	CONFERENCE	0- 1	6- 2
5- 2	0- 1	0- 1	HOME	0- 0	5- 0
1- 6	0- 3	0- 1	AWAY	0- 1	1- 1
0- 1	0- 0	0- 0	NEUTRAL	0- 0	0- 1

RPI S Opponent Score

3	A	Memphi s	67	78
3	H	Memphi s	61	84
20	H	Okl ahoma	53	62
41	A	UAB	54	84
49	A	Houston	46	73

RPI S Opponent Score

71	A	Brigham Young	49	68
77	A	UTEP	45	49
77	H	UTEP	62	69

RPI S Opponent Score

127	A	Oral Roberts	52	68
130	H	Southern U.	60	48
132	A	Northern Ariz.	63	58
190	A	UCF	44	45
191	A	Lamar	78	86
200	H	Tex. A&M-Corp. Chris	73	67

RPI S Opponent Score

204	H	North Texas	61	67
217	H	Tul ane	63	59
221	H	Ri ce	80	73
233	H	Marshall	66	57
240	H	Stephen F. Austin	72	82
246	H	Southern Mi ss.	72	63
246	N	Southern Mi ss.	61	66
269	A	Southern Methodi st	55	51
269	H	Southern Methodi st	73	56
283	A	Cal St. Northridge	71	77
300	A	East Caro.	45	59
305	A	Eastern Mi ch.	62	67
330	A	Tex. -Pan American	70	66

LAST 10 Division I GAMES:

246	N	Southern Mi ss.	61	66	49	A	Houston	46	73
217	H	Tul ane	63	59	221	H	Ri ce	80	73
77	A	UTEP	45	49	269	A	Southern Methodi st	55	51
3	A	Memphi s	67	78	77	H	UTEP	62	69
269	H	Southern Methodi st	73	56	3	H	Memphi s	61	84

Non-Div I Games: Southern Ark. 56 51

Tul sa

Loss, Non-Conf, S Site, H Home A Away N Neutral

Average RPI Win: 187
Average RPI Loss: 49

WON-LOST
RECORD

WINNING
PCT. RANK

LAST 10
GAMES

STRENGTH OF
SCHEDULE

OPP. STRENGTH
OF SCHEDULE

TEAM
RPI

CONF.
RPI

DIV. I ONLY
DIV. I NON-CONF.

23- 7
9- 4

18
76

8- 2
0- 1

122
174

91
46

41
84

14
13

TOTALS

RPI 1-50

RPI 51-100

W-L RECORDS

RPI 101-200

RPI 201+

23- 7

2- 3

4- 4

OVERALL

3- 0

14- 0

13- 1

2- 0

3- 1

HOME

0- 0

8- 0

7- 5

0- 2

0- 3

AWAY

2- 0

5- 0

3- 1

0- 1

1- 0

NEUTRAL

1- 0

1- 0

9- 4

0- 1

3- 3

NON-CONFERENCE

2- 0

4- 0

6- 1

0- 0

3- 1

HOME

0- 0

3- 0

2- 2

0- 0

0- 2

AWAY

1- 0

1- 0

1- 1

0- 1

0- 0

NEUTRAL

1- 0

0- 0

14- 3

2- 2

1- 1

CONFERENCE

1- 0

10- 0

7- 0

2- 0

0- 0

HOME

0- 0

5- 0

5- 3

0- 2

0- 1

AWAY

1- 0

4- 0

2- 0

0- 0

1- 0

NEUTRAL

0- 0

1- 0

RPI 1-50

Team's RPI: 41

RPI S Opponent

Score

3 A Memphis s 66 73
3 A Memphis s 46 57
3 H Memphis s 80 74
29 N Kentucky 64 69
49 H Houston 82 79

RPI 51-100

RPI S Opponent

Score

52 H Old Domini on 85 57
58 H Western Ky. 76 92
77 A UTEP 37 65
77 N UTEP 63 60
80 H Va. Commonweal th 68 62
83 A Mi nnesota 68 69
91 A DePaul 66 70
95 H Okl ahoma St. 90 71

RPI 101-200

RPI S Opponent

Score

101 A Nebraska 73 72
128 N Massachusetts 86 77
190 A UCF 75 68

RPI 201+

RPI S Opponent

Score

206 H Tul sa 84 54
217 H Tul ane 87 82
218 H South Carolina St. 79 48
221 A Ri ce 75 68
233 A Marshal l 76 64
233 H Marshal l 82 61
237 A South Fla. 59 47
246 A Southern Mi ss. 87 50
246 H Southern Mi ss. 87 73
269 A Southern Methodi st 73 68
269 N Southern Methodi st 69 55
300 H East Caro. 72 64
301 H Al corn St. 81 59
326 H Centenary (La.) 72 58

LAST 10 Division I GAMES:

29 N Kentucky 64 69
3 A Memphis s 46 57
77 N UTEP 63 60
269 N Southern Methodi st 69 55
233 H Marshal l 82 61
3 H Memphis s 80 74
269 A Southern Methodi st 73 68
246 A Southern Mi ss. 87 50
217 H Tul ane 87 82
300 H East Caro. 72 64

Non-Div I Games: Valdosta St. 98 69

UAB

Loss, Non-Conf, S Site, H Home A Away N Neutral

Average RPI Win: 233
Average RPI Loss: 187

WON-LOST
RECORD

WINNING
PCT. RANK

LAST 10
GAMES

STRENGTH OF
SCHEDULE

OPP. STRENGTH
OF SCHEDULE

TEAM
RPI

CONF.
RPI

DIV. I ONLY
DIV. I NON-CONF.

7- 20
6- 19

293
276

3- 7
2- 7

213
205

297
317

296
281

32
32

TOTALS

RPI 1-50

RPI 51-100

W-L RECORDS

RPI 101-200

RPI 201+

7- 20

0- 1

1- 3

OVERALL

2- 6

4- 10

4- 8

0- 0

1- 1

HOME

0- 3

3- 4

2- 11

0- 1

0- 2

AWAY

1- 2

1- 6

1- 1

0- 0

0- 0

NEUTRAL

1- 1

0- 0

6- 19

0- 1

1- 3

NON-CONFERENCE

2- 5

3- 10

3- 8

0- 0

1- 1

HOME

0- 3

2- 4

2- 11

0- 1

0- 2

AWAY

1- 2

1- 6

1- 0

0- 0

0- 0

NEUTRAL

1- 0

0- 0

1- 1

0- 0

0- 0

CONFERENCE

0- 1

1- 0

1- 0

0- 0

0- 0

HOME

0- 0

1- 0

0- 0

0- 0

0- 0

AWAY

0- 0

0- 0

0- 1

0- 0

0- 0

NEUTRAL

0- 1

0- 0

RPI 1-50

RPI S Opponent Score
27 A Nevada 51 78

RPI 51-100

RPI S Opponent Score
64 A Louisville 58 81
84 H Stanford 64 58
87 A Pacific 56 67
87 H Pacific 51 84

RPI 101-200

RPI S Opponent Score
132 A Northern Ariz. 50 78
154 A Long Beach St. 48 77
154 H Long Beach St. 92 96
156 H Sacramento St. 67 72
166 A UC Irvine 66 63
166 H UC Irvine 68 82
187 N Southeastern La. 69 64
200 N Tex. A&M-Corp. Chris 53 64

RPI 201+

Team's RPI: 296

RPI S Opponent Score
210 A Harvard 56 69
213 H Idaho St. 68 75
219 A UC Santa Barb. 54 73
219 H UC Santa Barb. 50 64
232 A Cal St. Fullerton 63 81
232 H Cal St. Fullerton 92 94
278 A Cal Poly 83 70
278 H Cal Poly 65 52
283 A Cal St. Northridge 60 70
283 H Cal St. Northridge 69 75
311 A Dartmouth 61 66
312 A UC Riverside 87 94
312 H UC Riverside 75 69
328 H Northern Colo. 86 73

LAST 10 Division I GAMES:

312 A UC Riverside 87 94
232 A Cal St. Fullerton 63 81
154 H Long Beach St. 92 96
166 H UC Irvine 68 82
283 H Cal St. Northridge 69 75
328 H Northern Colo. 86 73
278 A Cal Poly 83 70
219 A UC Santa Barb. 54 73
232 H Cal St. Fullerton 92 94
312 H UC Riverside 75 69

UC Davis

UC Davis

Non-Div I Games: Bethany (Cal.) 81 63

UC Davis

Loss, Non-Conf, S Site, H Home A Away N Neutral

Average RPI Win: 231
Average RPI Loss: 168

WON-LOST
RECORD

WINNING
PCT. RANK

LAST 10
GAMES

STRENGTH OF
SCHEDULE

OPP. STRENGTH
OF SCHEDULE

TEAM
RPI

CONF.
RPI

DIV. I ONLY	16- 11	104	5- 5	253	237	166	23
DIV. I NON-CONF.	6- 6	151	2- 0	289	143	212	27

TOTALS	RPI 1-50	RPI 51-100	W-L RECORDS	RPI 101-200	RPI 201+
16- 11	0- 1	2- 2	OVERALL	3- 4	11- 4
7- 5	0- 0	1- 0	HOME	2- 2	4- 3
8- 4	0- 0	1- 2	AWAY	1- 1	6- 1
1- 2	0- 1	0- 0	NEUTRAL	0- 1	1- 0
6- 6	0- 1	1- 1	NON-CONFERENCE	2- 2	3- 2
3- 2	0- 0	0- 0	HOME	2- 1	1- 1
2- 3	0- 0	1- 1	AWAY	0- 1	1- 1
1- 1	0- 1	0- 0	NEUTRAL	0- 0	1- 0
10- 5	0- 0	1- 1	CONFERENCE	1- 2	8- 2
4- 3	0- 0	1- 0	HOME	0- 1	3- 2
6- 1	0- 0	0- 1	AWAY	1- 0	5- 0
0- 1	0- 0	0- 0	NEUTRAL	0- 1	0- 0

RPI S Opponent Score
15 N George Mason 56 79

RPI S Opponent Score
68 A Col orado 80 96
84 A Stanford 79 63
87 A Paci fi c 52 64
87 H Paci fi c 70 61

RPI S Opponent Score
137 H Loyol a (I l l .) 72 74
154 A Long Beach St. 73 67
154 H Long Beach St. 73 93
154 N Long Beach St. 73 75
176 H Drake 70 67
183 H Santa Clara 78 70
186 A Wi s. -Green Bay 65 77

RPI S Opponent Score
219 A UC Santa Barb. 70 66
219 H UC Santa Barb. 59 60
232 A Cal St. Fullerton 67 59
232 H Cal St. Fullerton 83 68
249 A Pepperdi ne 76 79
271 H San Jose St. 68 58
278 A Cal Pol y 69 67
278 H Cal Pol y 58 61
283 A Cal St. Northridge 74 57
283 H Cal St. Northridge 76 62
296 A UC Davi s 82 68
296 H UC Davi s 63 66
297 N Mi ssi ssi ppi Val . 94 40
312 A UC Ri versi de 71 61
312 H UC Ri versi de 63 37

LAST 10 Div sion I GAMES:

154 N Long Beach St.	73 75	278 H Cal Pol y	58 61
154 H Long Beach St.	73 93	219 H UC Santa Barb.	59 60
296 A UC Davi s	82 68	283 A Cal St. Northridge	74 57
176 H Drake	70 67	87 A Paci fi c	52 64
312 H UC Ri versi de	63 37	154 A Long Beach St.	73 67

U
C
I
r
v
i
n
eU
C
I
r
v
i
n
e

Non-Div I Games: Cal St. Stanisla90 91 Ark. -Monticello 64 81

UC Irvine

Average RPI Win:	229	WON-LOST	WINNING	LAST 10	STRENGTH OF	OPP. STRENGTH	TEAM	CONF.
Average RPI Loss:	191	RECORD	PCT. RANK	GAMES	SCHEDULE	OF SCHEDULE	RPI	RPI

DIV. I ONLY	5- 22	315	3- 7	236	284	312	23
DIV. I NON-CONF.	2- 10	297	2- 0	287	256	316	27

TOTALS	RPI 1-50	RPI 51-100	W-L RECORDS	RPI 101-200	RPI 201+
5- 22	0- 0	1- 2	OVERALL	0- 10	4- 10
3- 9	0- 0	0- 2	HOME	0- 4	3- 3
2- 11	0- 0	1- 0	AWAY	0- 6	1- 5
0- 2	0- 0	0- 0	NEUTRAL	0- 0	0- 2
2- 10	0- 0	0- 1	NON-CONFERENCE	0- 6	2- 3
2- 3	0- 0	0- 1	HOME	0- 2	2- 0
0- 6	0- 0	0- 0	AWAY	0- 4	0- 2
0- 1	0- 0	0- 0	NEUTRAL	0- 0	0- 1
3- 12	0- 0	1- 1	CONFERENCE	0- 4	2- 7
1- 6	0- 0	0- 1	HOME	0- 2	1- 3
2- 5	0- 0	1- 0	AWAY	0- 2	1- 3
0- 1	0- 0	0- 0	NEUTRAL	0- 0	0- 1

RPI 1-50				RPI 51-100				RPI 101-200				RPI 201+				Team's RPI: 312	
RPI	S	Opponent	Score	RPI	S	Opponent	Score	RPI	S	Opponent	Score	RPI	S	Opponent	Score		
57	H	Montana	67 77	119	A	Southern Cal i forni a	48 81	209	N	Boston U.	69 80						
87	A	Paci fi c	83 71	139	A	San Di ego	67 94	219	A	UC Santa Barb.	71 81						
87	H	Paci fi c	58 95	139	H	San Di ego	65 82	219	H	UC Santa Barb.	81 78						
				144	H	Eastern Wash.	70 85	219	N	UC Santa Barb.	44 76						
				154	A	Long Beach St.	76 82	232	A	Cal St. Full erton	78 73						
				154	H	Long Beach St.	70 82	232	H	Cal St. Full erton	79 90						
				166	A	UC Ir vine	37 63	239	A	Portl and	74 92						
				166	H	UC Ir vine	61 71	278	A	Cal Poly	55 59						
				167	A	Washi ngton St.	55 86	278	H	Cal Poly	55 66						
				183	A	Santa Cl ara	61 63	283	A	Cal St. Northridge	62 76						
								283	H	Cal St. Northridge	56 74						
								296	A	UC Davi s	69 75						
								296	H	UC Davi s	94 87						
								313	H	Southeast Mo. St.	69 61						
LAST 10 Division I GAMES:																	
219	N	UC Santa Barb.	44 76	313	H	Southeast Mo. St.	69 61										
296	H	UC Davi s	94 87	166	A	UC Ir vine	37 63										
154	A	Long Beach St.	76 82	87	H	Paci fi c	58 95										
219	A	UC Santa Barb.	71 81	283	H	Cal St. Northridge	56 74										
278	A	Cal Poly	55 59	232	A	Cal St. Full erton	78 73										

Non-Div I Games: Puget Sound

111 115

UC Riverside

Loss, Non-Conf, S Site, H Home A Away N Neutral

Average RPI Win: 238
Average RPI Loss: 178

WON-LOST
RECORD

WINNING
PCT. RANK

LAST 10
GAMES

STRENGTH OF
SCHEDULE

OPP. STRENGTH
OF SCHEDULE

TEAM
RPI

CONF.
RPI

DIV. I ONLY
DIV. I NON-CONF.

14- 14
7- 5

157
113

7- 3
1- 0

294
281

219
94

219
163

23
27

TOTALS

RPI 1-50

RPI 51-100

W-L RECORDS

RPI 101-200

RPI 201+

14- 14

0- 1

0- 3

OVERALL

5- 4

9- 6

8- 4

0- 0

0- 1

HOME

3- 1

5- 2

5- 9

0- 1

0- 2

AWAY

2- 3

3- 3

1- 1

0- 0

0- 0

NEUTRAL

0- 0

1- 1

7- 5

0- 1

0- 1

NON-CONFERENCE

2- 3

5- 0

5- 0

0- 0

0- 0

HOME

2- 0

3- 0

2- 5

0- 1

0- 1

AWAY

0- 3

2- 0

0- 0

0- 0

0- 0

NEUTRAL

0- 0

0- 0

7- 9

0- 0

0- 2

CONFERENCE

3- 1

4- 6

3- 4

0- 0

0- 1

HOME

1- 1

2- 2

3- 4

0- 0

0- 1

AWAY

2- 0

1- 3

1- 1

0- 0

0- 0

NEUTRAL

0- 0

1- 1

RPI 1-50

RPI S Opponent Score
14 A North Carolina 66 83

RPI 51-100

RPI S Opponent Score
61 A San Diego St. 54 66
87 A Paci fic 36 64
87 H Paci fic 53 65

RPI 101-200

RPI S Opponent Score
129 A Fresno St. 76 79
139 H San Diego 67 65
150 A Loyol a Marymount 60 77
154 A Long Beach St. 81 78
154 H Long Beach St. 77 74
166 A UC Irvi ne 60 59
166 H UC Irvi ne 66 70
177 A Ari zona St. 57 73
185 H San Franci sco 82 59

RPI 201+

Team's RPI: 219

RPI S Opponent Score
232 A Cal St. Fullerton 59 73
232 H Cal St. Fullerton 76 80
239 H Portl and 76 53
249 H Pepperdi ne 65 56
271 A San Jose St. 76 72
278 A Cal Poly 62 74
278 H Cal Poly 64 37
278 N Cal Poly 50 57
283 A Cal St. Northridge 82 76
283 H Cal St. Northridge 46 59
296 A UC Davi s 64 50
296 H UC Davi s 73 54
312 A UC Ri versi de 78 81
312 H UC Ri versi de 81 71
312 N UC Ri versi de 76 44

LAST 10 Division I GAMES:

278 N Cal Poly 50 57
312 N UC Ri versi de 76 44
283 A Cal St. Northridge 82 76
87 A Paci fic 36 64
312 H UC Ri versi de 81 71
232 H Cal St. Fullerton 76 80
271 A San Jose St. 76 72
278 H Cal Poly 64 37
154 A Long Beach St. 81 78
166 A UC Irvi ne 60 59

UC Santa Barb.

UC Santa Barb.

Non-Div I Games: Sonoma St. 67 66

UC Santa Barb.

Loss, Non-Conf, S Site, H Home A Away N Neutral

Average RPI Win:	233	WON-LOST	WINNING	LAST 10	STRENGTH OF	OPP. STRENGTH	TEAM	CONF.
Average RPI Loss:	131	RECORD	PCT. RANK	GAMES	SCHEDULE	OF SCHEDULE	RPI	RPI

DIV. I ONLY	12- 15	196	5- 5	153	190	190	14
DIV. I NON-CONF.	4- 7	217	0- 0	110	316	192	13

TOTALS	RPI 1-50	RPI 51-100	W-L RECORDS	RPI 101-200	RPI 201+
12- 15	1- 6	1- 1	OVERALL	0- 2	10- 6
8- 5	0- 2	1- 0	HOME	0- 1	7- 2
3- 7	1- 3	0- 0	AWAY	0- 0	2- 4
1- 3	0- 1	0- 1	NEUTRAL	0- 1	1- 0
4- 7	0- 2	0- 1	NON-CONFERENCE	0- 2	4- 2
4- 2	0- 0	0- 0	HOME	0- 1	4- 1
0- 3	0- 2	0- 0	AWAY	0- 0	0- 1
0- 2	0- 0	0- 1	NEUTRAL	0- 1	0- 0
8- 8	1- 4	1- 0	CONFERENCE	0- 0	6- 4
4- 3	0- 2	1- 0	HOME	0- 0	3- 1
3- 4	1- 1	0- 0	AWAY	0- 0	2- 3
1- 1	0- 1	0- 0	NEUTRAL	0- 0	1- 0

RPI 1-50				RPI 51-100				RPI 101-200				Team's RPI : 190				RPI 201+			
RPI	S	Opponent	Score	RPI	S	Opponent	Score	RPI	S	Opponent	Score	RPI	S	Opponent	Score	RPI	S	Opponent	Score
3	A	Memphis	61 94	58	N	Western Ky.	68 73	111	N	Sam Houston St.	63 68	206	H	Tulsa	45 44				
5	A	Florida	47 80	77	H	UTEP	66 55	157	H	Birmingham-So.	50 58	211	A	Fla. Atlantic	54 59				
29	A	Kentucky	57 59									217	H	Tulane	72 51				
41	H	UAB	68 75									221	A	Rice	77 64				
49	A	Houston	66 56									233	A	Marshall I	61 73				
49	H	Houston	71 78									233	H	Marshall I	69 73				
49	N	Houston	52 71									246	A	Southern Mi ss.	51 59				
												253	H	Norfolk St.	63 47				
												267	H	Stetson	74 66				
												269	A	Southern Methodi st	55 77				
												273	H	Bethune-Cookman	61 48				
												276	H	South Dakota St.	64 69				
												300	A	East Caro.	64 59				
												300	H	East Caro.	69 49				
												300	N	East Caro.	65 52				
												332	H	North Fla.	69 57				
								LAST 10 Division I GAMES:											
				49	N	Houston	52 71	300	H	East Caro.	69 49								
				300	N	East Caro.	65 52	269	A	Southern Methodi st	55 77								
				77	H	UTEP	66 55	49	H	Houston	71 78								
				233	A	Marshall I	61 73	217	H	Tulane	72 51								
				221	A	Rice	77 64	246	A	Southern Mi ss.	51 59								

Non-Div I Games: Rollins 68 58 Nova Southeastern 86 67

UCF

Loss, Non-Conf, S Site, H Home A Away N Neutral

Average RPI Win: 104
Average RPI Loss: 37

WON-LOST
RECORD

WINNING
PCT. RANK

LAST 10
GAMES

STRENGTH OF
SCHEDULE

OPP. STRENGTH
OF SCHEDULE

TEAM
RPI

CONF.
RPI

DIV. I ONLY	32- 7	9	9- 1	7	38	6	7
DIV. I NON-CONF.	15- 3	18	5- 1	3	16	3	6

TOTALS	RPI 1-50	RPI 51-100	W-L RECORDS	RPI 101-200	RPI 201+
32- 7	9- 5	6- 1	OVERALL	15- 1	2- 0
17- 3	2- 2	4- 1	HOME	9- 0	2- 0
8- 2	2- 1	2- 0	AWAY	4- 1	0- 0
7- 2	5- 2	0- 0	NEUTRAL	2- 0	0- 0
15- 3	6- 3	2- 0	NON-CONFERENCE	5- 0	2- 0
7- 1	0- 1	2- 0	HOME	3- 0	2- 0
1- 0	1- 0	0- 0	AWAY	0- 0	0- 0
7- 2	5- 2	0- 0	NEUTRAL	2- 0	0- 0
17- 4	3- 2	4- 1	CONFERENCE	10- 1	0- 0
10- 2	2- 1	2- 1	HOME	6- 0	0- 0
7- 2	1- 1	2- 0	AWAY	4- 1	0- 0
0- 0	0- 0	0- 0	NEUTRAL	0- 0	0- 0

RPI S Opponent Score Team's RPI: 6

3 N	Memphis	80	88
3 N	Memphis	50	45
5 N	Florida	57	73
7 N	LSU	59	45
11 N	Gonzaga	73	71
21 A	Arizona	85	79
21 H	Arizona	84	73
21 H	Arizona	71	59
24 A	Washington	67	70
24 H	Washington	65	69
27 N	Nevada	67	56
28 H	West Virginia	56	60
42 A	Michigan	68	61
50 N	Alabama	62	59

RPI S Opponent Score

56 A	California	67	58
56 H	California	61	68
56 H	California	71	52
81 H	Temple	54	47
84 A	Stanford	75	54
84 H	Stanford	71	54
98 H	New Mexico St.	83	70

RPI S Opponent Score

114 H	Delaware St.	56	37
115 N	Belmont	78	44
116 H	Albany (N. Y.)	73	65
119 A	Southern	68	71
	California		
119 H	Southern	66	45
	California		
125 N	Drexel	57	56
146 A	Oregon	56	49
146 H	Oregon	70	53
156 H	Sacramento St.	86	56
167 A	Washington St.	50	30
167 H	Washington St.	63	61
170 A	Oregon St.	63	54
170 H	Oregon St.	78	60
170 H	Oregon St.	79	47
177 A	Arizona St.	61	60
177 H	Arizona St.	69	60

RPI S Opponent Score

215 H	Coppin St.	69	57
229 H	Wagner	74	72

LAST 10 Division I GAMES:

5 N	Florida	57	73
7 N	LSU	59	45
3 N	Memphis	50	45
11 N	Gonzaga	73	71
50 N	Alabama	62	59
115 N	Belmont	78	44
56 H	California	71	52
21 H	Arizona	71	59
170 H	Oregon St.	79	47
84 A	Stanford	75	54

Non-Div I Games:

UCLA

Loss, Non-Conf, S Site, H Home A Away N Neutral

Average RPI Win:	263	WON-LOST	WINNING	LAST 10	STRENGTH OF	OPP. STRENGTH	TEAM	CONF.
Average RPI Loss:	179	RECORD	PCT. RANK	GAMES	SCHEDULE	OF SCHEDULE	RPI	RPI

DIV. I ONLY	10- 19	262	3- 7	292	258	297	28
DIV. I NON-CONF.	4- 7	217	0- 0	225	232	237	24

TOTALS	RPI 1-50	RPI 51-100	W-L RECORDS	RPI 101-200	RPI 201+
10- 19	0- 1	0- 2	OVERALL	1- 7	9- 9
8- 4	0- 0	0- 0	HOME	1- 2	7- 2
1- 13	0- 1	0- 1	AWAY	0- 4	1- 7
1- 2	0- 0	0- 1	NEUTRAL	0- 1	1- 0
4- 7	0- 1	0- 2	NON-CONFERENCE	0- 3	4- 1
3- 1	0- 0	0- 0	HOME	0- 1	3- 0
1- 5	0- 1	0- 1	AWAY	0- 2	1- 1
0- 1	0- 0	0- 1	NEUTRAL	0- 0	0- 0
6- 12	0- 0	0- 0	CONFERENCE	1- 4	5- 8
5- 3	0- 0	0- 0	HOME	1- 1	4- 2
0- 8	0- 0	0- 0	AWAY	0- 2	0- 6
1- 1	0- 0	0- 0	NEUTRAL	0- 1	1- 0

RPI S	Opponent	Score	RPI S	Opponent	Score	RPI S	Opponent	Score	RPI S	Opponent	Score
28	A West Virginia	53 82	61	A San Diego St.	45 58	104	H La Salle	55 70	209	A Boston U.	47 59
			86	N Virginia	66 77	116	A Albany (N. Y.)	50 62	209	H Boston U.	65 64
						116	H Albany (N. Y.)	61 76	212	A Vermont	59 68
						116	N Albany (N. Y.)	65 79	212	H Vermont	86 73
						154	A Long Beach St.	70 81	216	A Towson	55 60
						169	A Loyol a (Md.)	64 71	236	H Delaware	85 84
						188	A Binghamton	63 66	248	A New Hampshire	65 68
						188	H Binghamton	78 74	248	H New Hampshire	58 72
									263	H William & Mary	64 60
									268	A Hartford	69 75
									268	H Hartford	73 74
									281	A Maine	66 69
									281	H Maine	83 62
									299	A Navy	95 82
									310	A Stony Brook	65 75
									310	H Stony Brook	72 57
									310	N Stony Brook	88 70
									319	H Md. -East. Shore	75 65
LAST 10 Division I Games:											
			116	N Albany (N. Y.)	65 79	268	A Hartford	69 75			
			310	N Stony Brook	88 70	212	H Vermont	86 73			
			116	H Albany (N. Y.)	61 76	209	A Boston U.	47 59			
			281	A Maine	66 69	248	A New Hampshire	65 68			
			188	A Binghamton	63 66	188	H Binghamton	78 74			

Non-Div I Games:

UMBC

Loss,
Non-Conf, S Site,
H Home
A Away
N Neutral

Average RPI Win:	277	WON-LOST	WINNING	LAST 10	STRENGTH OF	OPP. STRENGTH	TEAM	CONF.
Average RPI Loss:	179	RECORD	PCT. RANK	GAMES	SCHEDULE	OF SCHEDULE	RPI	RPI

DIV. I ONLY	13- 14	171	6- 4	323	295	265	29
DIV. I NON-CONF.	2- 8	285	0- 1	299	252	313	28

TOTALS	RPI 1-50	RPI 51-100	W-L RECORDS	RPI 101-200	RPI 201+
13- 14	0- 2	0- 0	OVERALL	2- 6	11- 6
8- 4	0- 1	0- 0	HOME	1- 2	7- 1
5- 9	0- 1	0- 0	AWAY	1- 4	4- 4
0- 1	0- 0	0- 0	NEUTRAL	0- 0	0- 1
2- 8	0- 2	0- 0	NON-CONFERENCE	0- 2	2- 4
2- 2	0- 1	0- 0	HOME	0- 0	2- 1
0- 6	0- 1	0- 0	AWAY	0- 2	0- 3
0- 0	0- 0	0- 0	NEUTRAL	0- 0	0- 0
11- 6	0- 0	0- 0	CONFERENCE	2- 4	9- 2
6- 2	0- 0	0- 0	HOME	1- 2	5- 0
5- 3	0- 0	0- 0	AWAY	1- 2	4- 1
0- 1	0- 0	0- 0	NEUTRAL	0- 0	0- 1

RPI S	RPI 1-50	Score
19 H	Wichita St.	55 77
35 A	UNI	64 87

RPI S	RPI 51-100	Score
-------	------------	-------

RPI S	RPI 101-200	Score
118 A	Penn St.	71 75
127 A	Oral Roberts	79 86
127 H	Oral Roberts	56 74
147 A	Missouri	42 60
158 A	IUPUI	59 95
158 H	IUPUI	62 68
182 A	Valparaiso	75 62
182 H	Valparaiso	73 70

RPI S	RPI 201+	Team's RPI: 265
222 A	North Dakota St.	63 87
225 A	Chicago St.	80 75
225 H	Chicago St.	82 81
225 N	Chicago St.	66 75
276 A	South Dakota St.	65 72
280 A	Utah Valley St.	61 63
285 A	Oakland	84 81
285 H	Oakland	93 91
304 A	Southern Utah	63 97
304 H	Southern Utah	98 83
309 H	Eastern Ill.	67 72
314 H	Longwood	79 69
315 H	Central Mich.	75 65
318 A	Western Ill.	77 73
318 H	Western Ill.	72 62
326 A	Centenary (La.)	70 67
326 H	Centenary (La.)	69 63

LAST 10 Division I GAMES:

225 N	Chicago St.	66 75	285 A	Oakland	84 81
318 A	Western Ill.	77 73	225 H	Chicago St.	82 81
182 H	Valparaiso	73 70	280 A	Utah Valley St.	61 63
304 H	Southern Utah	98 83	127 H	Oral Roberts	56 74
127 A	Oral Roberts	79 86	326 A	Centenary (La.)	70 67

Non-Div I Games: Central Methodist 74 61

UMKC

■ Loss,
 ■ Non-Conf, S Site,
 ■ Home
 ■ Away
 N Neutral

Average RPI Win: 258
Average RPI Loss: 128

WON-LOST
RECORD

WINNING
PCT. RANK

LAST 10
GAMES

STRENGTH OF
SCHEDULE

OPP. STRENGTH
OF SCHEDULE

TEAM
RPI

CONF.
RPI

DIV. I ONLY
DIV. I NON-CONF.

8- 18
2- 7

275
278

4- 6
1- 0

176
89

214
54

242
215

19
25

TOTALS

RPI 1-50

RPI 51-100

W-L RECORDS

RPI 101-200

RPI 201+

8- 18

0- 2

0- 5

OVERALL

3- 8

5- 3

4- 5

0- 0

0- 1

HOME

1- 3

3- 1

4- 13

0- 2

0- 4

AWAY

2- 5

2- 2

0- 0

0- 0

0- 0

NEUTRAL

0- 0

0- 0

2- 7

0- 2

0- 3

NON-CONFERENCE

1- 1

1- 1

1- 0

0- 0

0- 0

HOME

0- 0

1- 0

1- 7

0- 2

0- 3

AWAY

1- 1

0- 1

0- 0

0- 0

0- 0

NEUTRAL

0- 0

0- 0

6- 11

0- 0

0- 2

CONFERENCE

2- 7

4- 2

3- 5

0- 0

0- 1

HOME

1- 3

2- 1

3- 6

0- 0

0- 1

AWAY

1- 4

2- 1

0- 0

0- 0

0- 0

NEUTRAL

0- 0

0- 0

RPI 1-50

RPI 51-100

RPI 101-200

RPI 201+

Team's RPI: 242

RPI S Opponent Score
14 A North Carolina 47 89
31 A UNC Wilmington 50 68

RPI S Opponent Score
51 A North Carolina St. 56 86
73 A Winthrop 49 74
73 H Winthrop 65 78
89 A Wake Forest 63 79
99 A Charlotte 59 92

RPI S Opponent Score
120 A Coastal Caro. 72 84
120 A Coastal Caro. 62 78
120 H Coastal Caro. 70 88
157 A Bi rmi ngham-So. 61 75
157 H Bi rmi ngham-So. 66 80
162 A Georgi a Tech 52 80
164 A Hi gh Poi nt 67 88
164 H Hi gh Poi nt 45 64
193 A Radford 87 80
193 H Radford 64 57
194 A Eastern Ky. 83 77

RPI S Opponent Score
220 H Furman 79 65
227 A Charleston So. 68 70
227 H Charleston So. 71 75
264 A Western Caro. 64 80
316 A Li berty 83 81
316 H Li berty 77 65
317 A VMI 82 74
317 H VMI 83 65

LAST 10 Division I GAMES:

120 A Coastal Caro. 62 78
227 H Charleston So. 71 75
164 A Hi gh Poi nt 67 88
194 A Eastern Ky. 83 77
73 H Winthrop 65 78

120 H Coastal Caro. 70 88
317 A VMI 82 74
316 A Li berty 83 81
193 H Radford 64 57
157 A Bi rmi ngham-So. 61 75

Non-Div I Games: Lenoir-Rhyne

78 81

Brevard

82 48

UNC Asheville

Loss, Non-Conf, S Site, H Home A Away N Neutral

Average RPI Win: 250
Average RPI Loss: 164

WON-LOST
RECORD

WINNING
PCT. RANK

LAST 10
GAMES

STRENGTH OF
SCHEDULE

OPP. STRENGTH
OF SCHEDULE

TEAM
RPI

CONF.
RPI

DIV. I ONLY	10- 19	262	2- 8	264	209	279	24
DIV. I NON-CONF.	5- 8	210	0- 1	222	125	221	22

TOTALS	RPI 1-50	RPI 51-100	W-L RECORDS	RPI 101-200	RPI 201+
10- 19	0- 2	0- 3	OVERALL	3- 8	7- 6
6- 4	0- 1	0- 0	HOME	2- 2	4- 1
1- 13	0- 1	0- 3	AWAY	0- 4	1- 5
3- 2	0- 0	0- 0	NEUTRAL	1- 2	2- 0
5- 8	0- 2	0- 2	NON-CONFERENCE	2- 2	3- 2
2- 1	0- 1	0- 0	HOME	1- 0	1- 0
1- 6	0- 1	0- 2	AWAY	0- 1	1- 2
2- 1	0- 0	0- 0	NEUTRAL	1- 1	1- 0
5- 11	0- 0	0- 1	CONFERENCE	1- 6	4- 4
4- 3	0- 0	0- 0	HOME	1- 2	3- 1
0- 7	0- 0	0- 1	AWAY	0- 3	0- 3
1- 1	0- 0	0- 0	NEUTRAL	0- 1	1- 0

RPI S	RPI 1-50	Opponent	Score
1	H	Duke	69 102
36	A	South Carolina	55 77

RPI S	RPI 51-100	Opponent	Score
51	A	North Carolina St.	52 83
69	A	Vanderbilt	53 85
92	A	Davidson	73 92

RPI S	RPI 101-200	Opponent	Score
122	A	St. Peter's	76 80
159	H	Gardner-Webb	76 68
160	A	Ga. Southern	78 86
168	A	Chattanooga	69 78
168	H	Chattanooga	67 76
172	A	Elon	56 62
172	H	Elon	82 87
172	N	Elon	61 64
186	N	Wis.-Green Bay	48 71
189	H	Col. of Charleston	72 58
196	N	Texas-Arlington	61 49

RPI S	RPI 201+	Team's RPI: 279	Opponent	Score
220	H		Furman	65 59
234	A		Appalachian St.	70 75
234	H		Appalachian St.	62 60
236	A		Delaware	77 89
263	A		William & Mary	73 83
264	A		Western Caro.	53 67
264	H		Western Caro.	76 87
264	N		Western Caro.	69 65
284	H		Hampton	75 72
287	A		Wofford	78 84
300	A		East Caro.	78 70
320	H		Citadel	65 46
329	N		Morgan St.	62 49

LAST 10 Division I GAMES:

172	N	Elon	61 64	122	A	St. Peter's	76 80
264	N	Western Caro.	69 65	168	H	Chattanooga	67 76
172	H	Elon	82 87	92	A	Davidson	73 92
234	A	Appalachian St.	70 75	220	H	Furman	65 59
264	A	Western Caro.	53 67	287	A	Wofford	78 84

U
N
C
G
r
e
e
n
s
b
o
r
o

U
N
C
G
r
e
e
n
s
b
o
r
o

Non-Div I Games: Greensboro

85 47

Montreat

96 68

UNC Greensboro

Loss, Non-Conf, S Site, H Home A Away N Neutral

Average RPI Win: 159

Average RPI Loss: 91

WON-LOST
RECORDWINNING
PCT. RANKLAST 10
GAMESSTRENGTH OF
SCHEDULEOPP. STRENGTH
OF SCHEDULETEAM
RPICONF.
RPI

DIV. I ONLY

25- 8

23

8- 2

87

102

31

8

DIV. I NON-CONF.

7- 5

113

0- 1

108

139

102

12

TOTALS

RPI 1-50

RPI 51-100

W-L RECORDS

RPI 101-200

RPI 201+

25- 8

3- 4

5- 2

OVERALL

6- 1

11- 1

12- 1

2- 0

2- 0

HOME

2- 1

6- 0

8- 6

0- 3

1- 2

AWAY

3- 0

4- 1

5- 1

1- 1

2- 0

NEUTRAL

1- 0

1- 0

7- 5

0- 2

1- 1

NON-CONFERENCE

4- 1

2- 1

3- 1

0- 0

0- 0

HOME

1- 1

2- 0

2- 3

0- 1

0- 1

AWAY

2- 0

0- 1

2- 1

0- 1

1- 0

NEUTRAL

1- 0

0- 0

18- 3

3- 2

4- 1

CONFERENCE

2- 0

9- 0

9- 0

2- 0

2- 0

HOME

1- 0

4- 0

6- 3

0- 2

1- 1

AWAY

1- 0

4- 0

3- 0

1- 0

1- 0

NEUTRAL

0- 0

1- 0

RPI 1-50

Team's RPI: 31

RPI 51-100

RPI 101-200



RPI 201+


RPI S Opponent Score



RPI S Opponent Score


RPI S Opponent Score

RPI S Opponent Score


15  George Mason 62 



15  George Mason 69 63



30  Hofstra 87 



30  Hofstra 77 68

30 N Hofstra 78 67


33 N George Washington 85 


39  Wisconsin 51 


52  Old Dominion 59 

68  Colorado 54 

78 N Butler 75 59


80  Va. Commonwealth 61 54


80  Va. Commonwealth 60 40


88  Northeastern 46 44


88 N Northeastern 69 54


109 N Northwestern 56 48



120  Coastal Caro. 79 50


125  Drexel 66 60


125  Drexel 65 58


172  Elon 59 51


173  Wyoming 62 59

189  Col. of Charleston 77 


204  North Texas 70 52


216  Towson 78 46


236  Delaware 71 58


236  Delaware 70 54


236 N Delaware 69 56


238  Georgia St. 69 57



238  Georgia St. 68 56

242  UNC Asheville 68 50


263  William & Mary 75 66

263  William & Mary 63 56

295  James Madison 83 46

300  East Caro. 69 


LAST 10 Division I GAMES:


33 N George Washington 85 


30 N Hofstra 78 67


88 N Northeastern 69 54


236 N Delaware 69 56



238  Georgia St. 68 56

80  Va. Commonwealth 61 54

30  Hofstra 77 68

238  Georgia St. 69 57





236  Delaware 70 54

15  George Mason 62 

U
N
C
W
i
l
l
i
a
m
i
n
g
t
o
nU
N
C
W
i
l
l
i
a
m
i
n
g
t
o
n

Non-Div I Games:

UNC Williamington

 Loss,  Non-Conf, S Site,  Home  Away N Neutral

UNI				Through Games Of Final 2006			
Average RPI Win:		135	WON-LOST		WINNING	LAST 10	
Average RPI Loss:		52	RECORD		PCT. RANK	GAMES	
DIV. I ONLY		21- 10	51		4- 6	36	68
DIV. I NON-CONF.		9- 2	23		1- 1	32	136
						35	6
						15	5
TOTALS		RPI 1-50	RPI 51-100		W-L RECORDS	RPI 101-200	RPI 201+
21- 10		8- 8	0- 1		OVERALL	8- 1	5- 0
11- 3		4- 3	0- 0		HOME	4- 0	3- 0
7- 5		3- 3	0- 1		AWAY	3- 1	1- 0
3- 2		1- 2	0- 0		NEUTRAL	1- 0	1- 0
9- 2		3- 1	0- 1		NON-CONFERENCE	3- 0	3- 0
5- 0		2- 0	0- 0		HOME	1- 0	2- 0
2- 1		1- 0	0- 1		AWAY	1- 0	0- 0
2- 1		0- 1	0- 0		NEUTRAL	1- 0	1- 0
12- 8		5- 7	0- 0		CONFERENCE	5- 1	2- 0
6- 3		2- 3	0- 0		HOME	3- 0	1- 0
5- 4		2- 3	0- 0		AWAY	2- 1	1- 0
1- 1		1- 1	0- 0		NEUTRAL	0- 0	0- 0
RPI 1-50		Team's RPI: 35	RPI 51-100		RPI 101-200	RPI 201+	
RPI S	Opponent	Score	RPI S	Opponent	Score	RPI S	Opponent
7 A	LSU	54 50	97 A	Iowa St.	61 68	137 H	Loyola (Ill.)
12 H	Iowa	67 63				161 A	Indiana St.
19 A	Wichi ta St.	75 61				161 H	Indiana St.
19 H	Wichi ta St.	68 56				176 A	Drake
22 A	Missouri St.	72 62				176 H	Drake
22 H	Missouri St.	63 66				184 N	Dayton
22 N	Missouri St.	57 42				192 A	Evansville
25 A	Bradley	60 68				192 H	Evansville
25 H	Bradley	49 71				195 A	Western Mi ch.
26 N	Georgetown	49 54					
37 A	Southern Ill.	45 46					
37 H	Southern Ill.	71 65					
37 N	Southern Ill.	46 55					
38 H	Bucknell	65 61					
46 A	Creighton	55 63					
46 H	Creighton	52 55					
			LAST 10 Division I GAMES:				
26 N	Georgetown	49 54	38 H	Bucknell	65 61		
37 N	Southern Ill.	46 55	161 A	Indiana St.	60 61		
22 N	Missouri St.	57 42	22 H	Missouri St.	63 66		
37 A	Southern Ill.	45 46	19 H	Wichi ta St.	68 56		
25 H	Bradley	49 71	161 H	Indiana St.	83 56		

Non-Div I Games: Upper Iowa

72 47

Hawaii Pacific 81 47

UNI

Average RPI Win:	164	WON-LOST	WINNING	LAST 10	STRENGTH OF	OPP. STRENGTH	TEAM	CONF.
Average RPI Loss:	94	RECORD	PCT. RANK	GAMES	SCHEDULE	OF SCHEDULE	RPI	RPI

DIV. I ONLY	17- 13	120	5- 5	82	96	93	9
DIV. I NON-CONF.	6- 6	151	0- 0	130	63	137	11

TOTALS	RPI 1-50	RPI 51-100	W-L RECORDS	RPI 101-200	RPI 201+
17- 13	1- 1	1- 8	OVERALL	12- 3	3- 1
12- 4	1- 1	1- 2	HOME	8- 0	2- 1
4- 8	0- 0	0- 5	AWAY	3- 3	1- 0
1- 1	0- 0	0- 1	NEUTRAL	1- 0	0- 0
6- 6	1- 1	0- 2	NON-CONFERENCE	4- 2	1- 1
6- 2	1- 1	0- 0	HOME	4- 0	1- 1
0- 4	0- 0	0- 2	AWAY	0- 2	0- 0
0- 0	0- 0	0- 0	NEUTRAL	0- 0	0- 0
11- 7	0- 0	1- 6	CONFERENCE	8- 1	2- 0
6- 2	0- 0	1- 2	HOME	4- 0	1- 0
4- 4	0- 0	0- 3	AWAY	3- 1	1- 0
1- 1	0- 0	0- 1	NEUTRAL	1- 0	0- 0

RPI 1-50				RPI 51-100				Team's RPI: 93				RPI 101-200				RPI 201+			
RPI	S	Opponent	Score	RPI	S	Opponent	Score	RPI	S	Opponent	Score	RPI	S	Opponent	Score	RPI	S	Opponent	Score
27	H	Nevada	61 68	55	A	Air Force	55 68	105	A	Hawai i	72 78	249	H	Pepperdine	61 75				
49	H	Houston	83 73	55	H	Air Force	50 52	105	H	Hawai i	67 61	288	A	TCU	73 60				
				61	A	San Diego St.	67 83	124	A	New Mexico	39 47	288	H	TCU	72 61				
				61	H	San Diego St.	70 81	124	H	New Mexico	67 56	304	H	Southern Utah	67 53				
				61	N	San Diego St.	60 63	124	N	New Mexico	65 64								
				71	A	Brigham Young	72 75	142	H	Texas Tech	84 73								
				71	H	Brigham Young	82 72	150	H	Loyola Marymount	79 60								
				83	A	Minnesota	67 72	153	A	Colorado St.	80 72								
				95	A	Oklahoma St.	62 80	153	H	Colorado St.	68 57								
								154	H	Long Beach St.	108 73								
								165	A	Utah	71 59								
								165	H	Utah	65 58								
								170	A	Oregon St.	63 69								
								173	A	Wyoming	88 77								
								173	H	Wyoming	66 54								
LAST 10 Division I Games:																			
				61	N	San Diego St.	60 63	165	H	Utah	65 58								
				124	N	New Mexico	65 64	153	A	Colorado St.	80 72								
				288	H	TCU	72 61	61	H	San Diego St.	70 81								
				124	A	New Mexico	39 47	71	A	Brigham Young	72 75								
				55	A	Air Force	55 68	173	H	Wyoming	66 54								

Non-Di v I Games:

UNLV

■ Loss,
 ■ Non-Conf,
 ■ S Site,
 ■ H Home
 ■ A Away
 N Neutral

Average RPI Win: 253
Average RPI Loss: 151

WON-LOST
RECORD

WINNING
PCT. RANK

LAST 10
GAMES

STRENGTH OF
SCHEDULE

OPP. STRENGTH
OF SCHEDULE

TEAM
RPI

CONF.
RPI

DIV. I ONLY
DIV. I NON-CONF.

9- 17
3- 6

260
229

4- 6
0- 0

162
124

310
330

257
227

22
21

TOTALS

RPI 1-50

RPI 51-100

W-L RECORDS

RPI 101-200

RPI 201+

9- 17

0- 1

0- 5

OVERALL

2- 8

7- 3

5- 7

0- 0

0- 2

HOME

1- 4

4- 1

2- 10

0- 1

0- 3

AWAY

1- 4

1- 2

2- 0

0- 0

0- 0

NEUTRAL

0- 0

2- 0

3- 6

0- 1

0- 2

NON-CONFERENCE

0- 2

3- 1

1- 3

0- 0

0- 1

HOME

0- 1

1- 1

0- 3

0- 1

0- 1

AWAY

0- 1

0- 0

2- 0

0- 0

0- 0

NEUTRAL

0- 0

2- 0

6- 11

0- 0

0- 3

CONFERENCE

2- 6

4- 2

4- 4

0- 0

0- 1

HOME

1- 3

3- 0

2- 7

0- 0

0- 2

AWAY

1- 3

1- 2

0- 0

0- 0

0- 0

NEUTRAL

0- 0

0- 0

RPI 1-50

RPI 51-100

RPI 101-200

RPI 201+

Team's RPI: 257

RPI S Opponent Score
12 A Iowa 46 79

RPI S Opponent Score
59 A Northwestern St. 59 70
59 A Northwestern St. 61 75
59 H Northwestern St. 64 85
67 H Murray St. 79 89
98 A New Mexico St. 72 74

RPI S Opponent Score
111 A Sam Houston St. 87 90
111 H Sam Houston St. 63 71
187 A Southeastern La. 68 72
187 H Southeastern La. 82 95
191 H Lamar 70 77
196 A Texas-Arlington 74 71
199 A McNeese St. 74 78
199 H McNeese St. 100 75
200 A Tex. A&M-Corp. Chris 83 91
200 H Tex. A&M-Corp. Chris 59 77

RPI S Opponent Score
232 N Cal St. Fullerton 88 76
240 A Stephen F. Austin 76 67
240 H Stephen F. Austin 71 68
247 H Jackson St. 75 78
259 A La. -Monroe 68 77
259 H La. -Monroe 69 56
290 N St. Bonaventure 76 55
294 H Nicholas St. 67 50
327 A Texas St. 68 85
330 H Tex. -Pan American 101 81

LAST 10 Division I GAMES:

59 A Northwestern St. 61 75
59 H Northwestern St. 64 85
111 A Sam Houston St. 87 90
240 H Stephen F. Austin 71 68
327 A Texas St. 68 85

196 A Texas-Arlington 74 71
191 H Lamar 70 77
199 H McNeese St. 100 75
187 H Southeastern La. 82 95
294 H Nicholas St. 67 50

Non-Div I Games: Angelo St.

81 78

Cameron

73 56

UTSA

Loss, Non-Conf, S Site, H Home A Away N Neutral

Average RPI Win: 171
Average RPI Loss: 120

WON-LOST
RECORD

WINNING
PCT. RANK

LAST 10
GAMES

STRENGTH OF
SCHEDULE

OPP. STRENGTH
OF SCHEDULE

TEAM
RPI

CONF.
RPI

DIV. I ONLY
DIV. I NON-CONF.

13- 15
6- 4

184
109

4- 6
0- 0

130
252

105
151

165
152

9
11

TOTALS

RPI 1-50

RPI 51-100

W-L RECORDS

RPI 101-200

RPI 201+

13- 15

0- 1

4- 7

OVERALL

5- 5

4- 2

9- 5

0- 1

2- 3

HOME

4- 1

3- 0

3- 8

0- 0

1- 4

AWAY

1- 2

1- 2

1- 2

0- 0

1- 0

NEUTRAL

0- 2

0- 0

6- 4

0- 1

1- 1

NON-CONFERENCE

2- 1

3- 1

5- 1

0- 1

1- 0

HOME

2- 0

2- 0

1- 2

0- 0

0- 1

AWAY

0- 0

1- 1

0- 1

0- 0

0- 0

NEUTRAL

0- 1

0- 0

7- 11

0- 0

3- 6

CONFERENCE

3- 4

1- 1

4- 4

0- 0

1- 3

HOME

2- 1

1- 0

2- 6

0- 0

1- 3

AWAY

1- 2

0- 1

1- 1

0- 0

1- 0

NEUTRAL

0- 1

0- 0

RPI 1-50

RPI 51-100

RPI 101-200

Team's RPI: 165

RPI 201+

RPI S Opponent Score
21 H Arizona 43 73

RPI S Opponent Score
54 H Utah St. 67 66
55 A Air Force 44 66
55 H Air Force 51 52
61 A San Diego St. 67 65
61 H San Diego St. 67 72
68 A Colorado 52 76
71 A Brigham Young 60 72
71 H Brigham Young 79 60
71 N Brigham Young 74 70
93 A UNLV 58 65
93 H UNLV 59 71

RPI S Opponent Score
124 A New Mexico 53 64
124 H New Mexico 64 49
152 H Rhode Island 66 50
153 A Colorado St. 78 84
153 H Colorado St. 61 69
164 H High Point 80 44
167 N Washington St. 42 69
173 A Wyoming 71 63
173 H Wyoming 79 70
173 N Wyoming 47 60

RPI S Opponent Score
221 A Rice 94 96
266 A Weber St. 67 62
288 A TCU 65 69
288 H TCU 80 45
304 H Southern Utah 69 53
327 H Texas St. 74 59

LAST 10 Division I GAMES:

173 N Wyoming 47 60
71 N Brigham Young 74 70
173 H Wyoming 79 70
288 A TCU 65 69
93 A UNLV 58 65
55 H Air Force 51 52
153 H Colorado St. 61 69
61 A San Diego St. 67 65
71 H Brigham Young 79 60
124 A New Mexico 53 64

Utah

Utah

Non-Div I Games: Adams St.

68 51

Utah

Loss, Non-Conf, S Site, H Home A Away N Neutral

Average RPI Win: 169
Average RPI Loss: 88

WON-LOST
RECORD

WINNING
PCT. RANK

LAST 10
GAMES

STRENGTH OF
SCHEDULE

OPP. STRENGTH
OF SCHEDULE

TEAM
RPI

CONF.
RPI

DIV. I ONLY	22- 9	37	7- 3	96	116	54	10
DIV. I NON-CONF.	9- 3	51	1- 1	52	221	34	7

TOTALS	RPI 1-50	RPI 51-100	W-L RECORDS	RPI 101-200	RPI 201+
22- 9	1- 3	5- 2	OVERALL	8- 4	8- 0
13- 2	0- 1	3- 1	HOME	6- 0	4- 0
7- 6	1- 1	1- 1	AWAY	2- 4	3- 0
2- 1	0- 1	1- 0	NEUTRAL	0- 0	1- 0
9- 3	0- 1	2- 0	NON-CONFERENCE	4- 2	3- 0
7- 0	0- 0	2- 0	HOME	3- 0	2- 0
2- 2	0- 0	0- 0	AWAY	1- 2	1- 0
0- 1	0- 1	0- 0	NEUTRAL	0- 0	0- 0
13- 6	1- 2	3- 2	CONFERENCE	4- 2	5- 0
6- 2	0- 1	1- 1	HOME	3- 0	2- 0
5- 4	1- 1	1- 1	AWAY	1- 2	2- 0
2- 0	0- 0	1- 0	NEUTRAL	0- 0	1- 0

RPI S	Opponent	Score
24 N	Washington	61 75
27 A	Nevada	59 53
27 A	Nevada	63 70
27 H	Nevada	57 75

RPI S	Opponent	Score
59 H	Northwestern St.	66 63
71 H	Brigham Young	91 80
74 A	Louisiana Tech	63 62
74 H	Louisiana Tech	64 55
74 N	Louisiana Tech	68 64
98 A	New Mexico St.	86 93
98 H	New Mexico St.	77 83

RPI S	Opponent	Score
105 A	Hawaii	59 69
105 H	Hawaii	63 52
117 A	Middle Tenn.	59 60
117 H	Middle Tenn.	79 61
127 A	Oral Roberts	72 67
127 H	Oral Roberts	65 64
129 A	Fresno St.	96 99
129 H	Fresno St.	87 77
165 A	Utah	66 67
180 A	Boise St.	64 62
180 H	Boise St.	75 69
188 H	Binghamton	81 47

RPI S	Opponent	Score
222 H	Ark.-Little Rock	76 44
266 A	Weber St.	69 60
271 A	San Jose St.	67 56
271 H	San Jose St.	61 58
271 N	San Jose St.	76 69
276 H	South Dakota St.	72 51
302 A	Idaho	80 42
302 H	Idaho	83 58

LAST 10 Division I GAMES:

24 N	Washington	61 75	129 H	Fresno St.	87 77
27 A	Nevada	63 70	27 H	Nevada	57 75
74 N	Louisiana Tech	68 64	180 A	Boise St.	64 62
271 N	San Jose St.	76 69	59 H	Northwestern St.	66 63
271 H	San Jose St.	61 58	302 A	Idaho	80 42

Utah St.

Utah St.

Non-Div I Games: Lewis & Clark 102 65

Utah St.

Loss, Non-Conf, S Site, H Home A Away N Neutral

Average RPI Win:

274

WON-LOST

WINNING

LAST 10

STRENGTH OF

OPP. STRENGTH

TEAM

CONF.

Average RPI Loss:

212

RECORD

PCT. RANK

GAMES

SCHEDULE

OF SCHEDULE

RPI

RPI

DIV. I ONLY

14- 13

147

7- 2

333

314

280

32

DIV. I NON-CONF.

6- 10

216

1- 1

318

301

294

32

TOTALS

RPI 1-50

RPI 51-100

W-L RECORDS

RPI 101-200

RPI 201+

14- 13

0- 0

0- 1

OVERALL

3- 4

11- 8

10- 2

0- 0

0- 0

HOME

2- 1

8- 1

4- 9

0- 0

0- 1

AWAY

1- 3

3- 5

0- 2

0- 0

0- 0

NEUTRAL

0- 0

0- 2

6- 10

0- 0

0- 1

NON-CONFERENCE

2- 3

4- 6

5- 2

0- 0

0- 0

HOME

1- 1

4- 1

1- 6

0- 0

0- 1

AWAY

1- 2

0- 3

0- 2

0- 0

0- 0

NEUTRAL

0- 0

0- 2

8- 3

0- 0

0- 0

CONFERENCE

1- 1

7- 2

5- 0

0- 0

0- 0

HOME

1- 0

4- 0

3- 3

0- 0

0- 0

AWAY

0- 1

3- 2

0- 0

0- 0

0- 0

NEUTRAL

0- 0

0- 0

RPI 1-50

RPI S

Opponent

Score

RPI 51-100

RPI S

Opponent

Score

RPI 101-200

RPI S

Opponent

Score

RPI 201+

RPI S

Opponent

Team's RPI: 280

Score

57 A Montana 59 75

116 A Albany (N. Y.) 61 72

213 A Idaho St. 56 72

156 H Sacramento St. 71 69

213 H Idaho St. 67 68

164 H High Point 69 82

222 A North Dakota St. 52 61

177 A Arizona St. 75 71

222 H North Dakota St. 67 65

180 A Boise St. 62 79

245 A Cleveland St. 69 70

200 A Tex. A&M-Corp. 64 75

265 H UMKC 63 61

Chris

266 A Weber St. 62 69

200 H Tex. A&M-Corp. 69 64

266 H Weber St. 68 49

Chris

276 A South Dakota St. 56 66

276 H South Dakota St. 62 41

286 N Colgate 42 55

314 A Longwood 73 63

318 H Western Ill. 82 69

319 N Md. -East. Shore 72 75

327 H Texas St. 77 45

328 A Northern Colo. 75 61

328 H Northern Colo. 71 65

330 A Tex. -Pan American 55 52

330 H Tex. -Pan American 75 64

LAST 10 Division I GAMES:

314 A Longwood 73 63

265 H UMKC 63 61

328 A Northern Colo. 75 61

276 H South Dakota St. 62 41

213 H Idaho St. 67 68

330 H Tex. -Pan American 75 64

200 A Tex. A&M-Corp. Chris 64 75

200 H Tex. A&M-Corp. 69 64

330 A Tex. -Pan American 55 52

Chris

Utah Valley St.

Utah Valley St.

Non-Div I Games: Montana Tech 79 54 Johnson & Wales 70 42

Utah Valley St.

Loss, Non-Conf, S Site, H Home A Away N Neutral

Through Games Of Final			2006
328	H	Northern Colo.	71 65

Average RPI Win: 244		WON-LOST	WINNING	LAST 10	STRENGTH OF	OPP. STRENGTH	TEAM	CONF.
Average RPI Loss: 175		RECORD	PCT. RANK	GAMES	SCHEDULE	OF SCHEDULE	RPI	RPI
DIV. I ONLY		4- 20	317	0- 10	283	239	317	19
DIV. I NON-CONF.		2- 6	268	0- 0	308	209	307	25
TOTALS		RPI 1-50	RPI 51-100	W-L RECORDS	RPI 101-200	RPI 201+		
4- 20		0- 0	0- 5	OVERALL	1- 8	3- 7		
2- 9		0- 0	0- 2	HOME	1- 4	1- 3		
2- 11		0- 0	0- 3	AWAY	0- 4	2- 4		
0- 0		0- 0	0- 0	NEUTRAL	0- 0	0- 0		
2- 6		0- 0	0- 3	NON-CONFERENCE	0- 1	2- 2		
0- 3		0- 0	0- 1	HOME	0- 1	0- 1		
2- 3		0- 0	0- 2	AWAY	0- 0	2- 1		
0- 0		0- 0	0- 0	NEUTRAL	0- 0	0- 0		
2- 14		0- 0	0- 2	CONFERENCE	1- 7	1- 5		
2- 6		0- 0	0- 1	HOME	1- 3	1- 2		
0- 8		0- 0	0- 1	AWAY	0- 4	0- 3		
0- 0		0- 0	0- 0	NEUTRAL	0- 0	0- 0		
RPI 1-50		RPI 51-100		RPI 101-200		RPI 201+ Team's RPI: 317		
RPI S	Opponent	Score	RPI S	Opponent	Score	RPI S	Opponent	Score
			51 North Carolina St.	55 75	120 Coastal Caro.	63 76	216 Towson	80 78
			52 Old Domini on	62 77	120 Coastal Caro.	88 77	227 Charleston So.	48 59
			60 Maryl and	68 99	157 Bi rmi ngham-So.	53 75	227 Charleston So.	73 76
			73 Wi nthrop	65 98	157 Bi rmi ngham-So.	59 74	242 UNC Asheville	65 83
			73 Wi nthrop	69 74	164 Hi gh Poi nt	72 73	242 UNC Asheville	74 82
					164 Hi gh Poi nt	90 100	295 James Madi son	61 74
					169 Loyol a (Md.)	79 87	316 Li berty	67 71
					193 Radford	77 101	316 Li berty	84 68
					193 Radford	69 77	322 Army	72 63
							322 Army	49 53
LAST 10 Division I GAMES:								
			193 Radford	69 77	73 Wi nthrop	65 98		
			120 Coastal Caro.	63 76	157 Bi rmi ngham-So.	59 74		
			227 Charleston So.	48 59	316 Li berty	67 71		
			164 Hi gh Poi nt	72 73	73 Wi nthrop	69 74		
			242 UNC Asheville	74 82	193 Radford	77 101		

Non-Di v I Games: Ferrum 97 74 Southern Va. 105 59 Vi rgi ni a-Wi se 80 50 VMI

Loss, Non-Conf, S Site, H Home A Away N Neutral

Average RPI Win:	202	WON-LOST	WINNING	LAST 10	STRENGTH OF	OPP. STRENGTH	TEAM	CONF.
Average RPI Loss:	75	RECORD	PCT. RANK	GAMES	SCHEDULE	OF SCHEDULE	RPI	RPI

DIV. I ONLY	19- 10	65	5- 5	112	147	80	8
DIV. I NON-CONF.	7- 2	35	1- 0	93	305	48	12

TOTALS	RPI 1-50	RPI 51-100	W-L RECORDS	RPI 101-200	RPI 201+
19- 10	2- 6	1- 2	OVERALL	4- 0	12- 2
13- 3	1- 3	1- 0	HOME	4- 0	7- 0
6- 7	1- 3	0- 2	AWAY	0- 0	5- 2
0- 0	0- 0	0- 0	NEUTRAL	0- 0	0- 0
7- 2	1- 1	0- 0	NON-CONFERENCE	3- 0	3- 1
5- 0	0- 0	0- 0	HOME	3- 0	2- 0
2- 2	1- 1	0- 0	AWAY	0- 0	1- 1
0- 0	0- 0	0- 0	NEUTRAL	0- 0	0- 0
12- 8	1- 5	1- 2	CONFERENCE	1- 0	9- 1
8- 3	1- 3	1- 0	HOME	1- 0	5- 0
4- 5	0- 2	0- 2	AWAY	0- 0	4- 1
0- 0	0- 0	0- 0	NEUTRAL	0- 0	0- 0

RPI	S	Opponent	Score
15	A	George Mason	60 73
15	H	George Mason	61 73
30	H	Hofstra	87 64
30	H	Hofstra	66 72
31	A	UNC Wi l m i n g t o n	40 60
31	H	UNC Wi l m i n g t o n	54 61
41	A	UAB	62 68
49	A	Houston	62 61

RPI	S	Opponent	Score
52	A	Ol d Domi ni on	75 78
52	H	Ol d Domi ni on	80 74
88	A	Northeastern	74 79

Team's RPI: 80

RPI	S	Opponent	Score
116	H	Al bany (N. Y.)	70 67
125	H	Drexel	62 60
172	H	El on	69 49
189	H	Col . of Charleston	76 71

RPI	S	Opponent	Score
205	H	Ri chmond	49 37
216	A	Towson	57 59
216	H	Towson	81 75
234	A	Appal achi an St.	47 51
236	A	Del aware	56 52
238	A	Georgi a St.	79 68
238	H	Georgi a St.	67 54
263	A	William & Mary	77 59
263	H	William & Mary	69 60
263	H	William & Mary	62 59
284	A	Hampton	84 44
295	A	James Madi son	76 48
295	H	James Madi son	71 55
314	H	Longwood	91 80

LAST 10 Div sion I GAMES:

30	H	Hofstra	66 72	216	A	Towson	57 59
263	H	William & Mary	62 59	52	H	Ol d Domi ni on	80 74
263	A	William & Mary	77 59	15	H	George Mason	61 73
31	H	UNC Wi l m i n g t o n	54 61	88	A	Northeastern	74 79
116	H	Al bany (N. Y.)	70 67	216	H	Towson	81 75

Average RPI Win:

266

WON-LOST

WINNING

LAST 10

STRENGTH OF

OPP. STRENGTH

TEAM

CONF.

Average RPI Loss:

164

RECORD

PCT. RANK

GAMES

SCHEDULE

OF SCHEDULE

RPI

RPI

DIV. I ONLY

16- 12

118

6- 4

306

293

182

29

DIV. I NON-CONF.

7- 3

74

1- 0

173

205

93

28

TOTALS

RPI 1-50

RPI 51-100

W-L RECORDS

RPI 101-200

RPI 201+

16- 12

0- 3

1- 0

OVERALL

1- 4

13- 5

9- 2

0- 0

0- 0

HOME

1- 1

7- 1

5- 10

0- 3

1- 0

AWAY

0- 3

4- 4

2- 0

0- 0

0- 0

NEUTRAL

0- 0

2- 0

7- 3

0- 3

1- 0

NON-CONFERENCE

0- 0

5- 0

3- 0

0- 0

0- 0

HOME

0- 0

2- 0

3- 3

0- 3

1- 0

AWAY

0- 0

2- 0

1- 0

0- 0

0- 0

NEUTRAL

0- 0

1- 0

9- 9

0- 0

0- 0

CONFERENCE

1- 4

8- 5

6- 2

0- 0

0- 0

HOME

1- 1

5- 1

2- 7

0- 0

0- 0

AWAY

0- 3

2- 4

1- 0

0- 0

0- 0

NEUTRAL

0- 0

1- 0

RPI 1-50

RPI	S	Opponent	Score
1	A	Duke	77 104
12	A	Iowa	59 72
40	A	Marquette	54 69

RPI 51-100

RPI	S	Opponent	Score
99	A	Charlotte	80 77

RPI 101-200

Team's RPI: 182

RPI	S	Opponent	Score
127	A	Oral Roberts	78 87
127	A	Oral Roberts	58 77
127	H	Oral Roberts	80 60
158	A	IUPUI	67 75
158	H	IUPUI	82 87

RPI 201+

RPI	S	Opponent	Score
201	H	Niagara	88 82
217	N	Tulane	79 72
225	A	Chicago St.	76 90
225	H	Chicago St.	70 64
265	A	UMKC	70 73
265	H	UMKC	62 75
285	A	Oakland	89 95
285	H	Oakland	95 64
291	A	IPFW	74 68
291	H	IPFW	88 72
304	A	Southern Utah	61 73
304	H	Southern Utah	76 64
304	N	Southern Utah	77 66
314	A	Longwood	82 79
314	H	Longwood	105 73
318	A	Western Ill.	82 68
318	H	Western Ill.	76 64
326	A	Centenary (La.)	89 74
326	H	Centenary (La.)	99 73

LAST 10 Division I GAMES:

127	A	Oral Roberts	58 77	225	H	Chicago St.	70 64
304	N	Southern Utah	77 66	318	H	Western Ill.	76 64
127	A	Oral Roberts	78 87	158	A	IUPUI	67 75
265	A	UMKC	70 73	304	H	Southern Utah	76 64
201	H	Niagara	88 82	326	H	Centenary (La.)	99 73

Average RPI Win:		140	WON-LOST	WINNING	LAST 10	STRENGTH OF	OPP. STRENGTH	TEAM	CONF.
Average RPI Loss:		44	RECORD	PCT. RANK	GAMES	SCHEDULE	OF SCHEDULE	RPI	RPI
DIV. I ONLY	17- 13	120	5- 5	38	12	69	1		
DIV. I NON-CONF.	9- 3	51	0- 1	161	175	76	1		
TOTALS	RPI 1-50	RPI 51-100	W-L RECORDS	RPI 101-200	RPI 201+				
17- 13	4- 10	1- 2	OVERALL	8- 1	4- 0				
11- 7	1- 6	0- 1	HOME	6- 0	4- 0				
6- 6	3- 4	1- 1	AWAY	2- 1	0- 0				
0- 0	0- 0	0- 0	NEUTRAL	0- 0	0- 0				
9- 3	1- 1	0- 1	NON-CONFERENCE	4- 1	4- 0				
7- 1	0- 1	0- 0	HOME	3- 0	4- 0				
2- 2	1- 0	0- 1	AWAY	1- 1	0- 0				
0- 0	0- 0	0- 0	NEUTRAL	0- 0	0- 0				
8- 10	3- 9	1- 1	CONFERENCE	4- 0	0- 0				
4- 6	1- 5	0- 1	HOME	3- 0	0- 0				
4- 4	2- 4	1- 0	AWAY	1- 0	0- 0				
0- 0	0- 0	0- 0	NEUTRAL	0- 0	0- 0				
RPI S Opponent	RPI 1-50 Score	RPI S Opponent Score	Team's RPI: 69	RPI S Opponent Score	RPI 201+ Score				
5 A Florida	58 81	90 A Notre Dame	69 79	108 H Mississippi St.	80 52				
5 H Florida	68 73	100 A Georgia	72 55	112 H Auburn	74 50				
7 H LSU	66 77	100 H Georgia	73 74	112 H Auburn	76 71				
7 H LSU	73 92			146 H Oregon	76 75				
8 A Tennessee	62 69			151 A Mississippi	77 62				
8 H Tennessee	59 68			158 H IUPUI	53 45				
26 A Georgetown	68 61			162 A Georgia Tech	67 76				
29 A Kentucky	57 52			181 H Jacksonville St.	67 46				
29 H Kentucky	84 81			184 A Dayton	63 60				
36 A South Carolina	57 56								
36 H South Carolina	64 66								
43 H Cincinnati	83 92								
45 A Arkansas	66 78								
50 A Alabama	74 77								
		LAST 10 Division I GAMES:							
		90 A Notre Dame	69 79	36 A South Carolina	57 56				
		7 H LSU	73 92	7 H LSU	66 77				
		112 H Auburn	76 71	100 A Georgia	72 55				
		8 H Tennessee	59 68	5 H Florida	68 73				
		151 A Mississippi	77 62	29 H Kentucky	84 81				

Non-Div I Games:

Vanderbilt

Average RPI Win: 232		WON-LOST	WINNING	LAST 10	STRENGTH OF	OPP. STRENGTH	TEAM	CONF.
Average RPI Loss: 167		RECORD	PCT. RANK	GAMES	SCHEDULE	OF SCHEDULE	RPI	RPI
DIV. I ONLY	13- 17	209	4- 6	211	245	212	28	
DIV. I NON-CONF.	4- 7	217	0- 1	95	127	167	24	
TOTALS	RPI 1-50	RPI 51-100	W-L RECORDS	RPI 101-200	RPI 201+			
13- 17	0- 2	0- 1	OVERALL	3- 7	10- 7			
8- 5	0- 1	0- 0	HOME	2- 2	6- 2			
4- 12	0- 1	0- 1	AWAY	1- 5	3- 5			
1- 0	0- 0	0- 0	NEUTRAL	0- 0	1- 0			
4- 7	0- 2	0- 1	NON-CONFERENCE	1- 3	3- 1			
3- 2	0- 1	0- 0	HOME	1- 1	2- 0			
1- 5	0- 1	0- 1	AWAY	0- 2	1- 1			
0- 0	0- 0	0- 0	NEUTRAL	0- 0	0- 0			
9- 10	0- 0	0- 0	CONFERENCE	2- 4	7- 6			
5- 3	0- 0	0- 0	HOME	1- 1	4- 2			
3- 7	0- 0	0- 0	AWAY	1- 3	2- 4			
1- 0	0- 0	0- 0	NEUTRAL	0- 0	1- 0			
RPI S Opponent	RPI 1-50 Score	RPI S Opponent	RPI 51-100 Score	RPI S Opponent	RPI 101-200 Score	RPI S Opponent	RPI 201+ Team's RPI: 212 Score	
13 A Pittsburgh	52 63	63 A Iona	56 68	106 A Providence	77 87	203 H American	72 62	
27 H Nevada	62 77			110 H Holy Cross	68 64	209 A Boston U.	41 43	
				116 A Albany (N. Y.)	64 76	209 H Boston U.	64 69	
				116 A Albany (N. Y.)	67 80	209 N Boston U.	64 61	
				116 H Albany (N. Y.)	65 53	210 A Harvard	57 65	
				121 H Siena	65 76	229 H Wagner	71 67	
				125 A Drexel	42 56	248 A New Hampshire	64 56	
				188 A Binghamton	60 61	248 H New Hampshire	58 53	
				188 A Binghamton	66 59	268 A Hartford	65 63	
				188 H Binghamton	62 67	268 H Hartford	66 75	
						281 A Maine	82 85	
						281 H Maine	79 48	
						297 A UMBC	73 86	
						297 H UMBC	68 59	
						310 A Stony Brook	58 61	
						310 H Stony Brook	71 58	
						311 A Dartmouth	77 46	
LAST 10 Division I GAMES:				116 A Albany (N. Y.)	64 76			
				188 A Binghamton	42 56			
				209 N Boston U.	64 61			
				188 H Binghamton	79 48			
				209 H Boston U.	73 86			
					310 H Stony Brook			

Non-Div I Games:

Vermont

Loss, Non-Conf, S Site, H Home A Away N Neutral

Vermont

Average RPI Win: 94		WON-LOST	WINNING	LAST 10	STRENGTH OF	OPP. STRENGTH	TEAM	CONF.
Average RPI Loss: 12		RECORD	PCT. RANK	GAMES	SCHEDULE	OF SCHEDULE	RPI	RPI
DIV. I ONLY	28- 5	6	7- 3	5	11	2	3	
DIV. I NON-CONF.	13- 2	13	3- 1	19	39	5	2	
TOTALS	RPI 1-50	RPI 51-100	W-L RECORDS	RPI 101-200	RPI 201+			
28- 5	11- 5	9- 0	OVERALL	4- 0	4- 0			
12- 1	5- 1	2- 0	HOME	3- 0	2- 0			
10- 2	3- 2	6- 0	AWAY	0- 0	1- 0			
6- 2	3- 2	1- 0	NEUTRAL	1- 0	1- 0			
13- 2	5- 2	2- 0	NON-CONFERENCE	3- 0	3- 0			
5- 0	1- 0	0- 0	HOME	2- 0	2- 0			
3- 1	1- 1	2- 0	AWAY	0- 0	0- 0			
5- 1	3- 1	0- 0	NEUTRAL	1- 0	1- 0			
15- 3	6- 3	7- 0	CONFERENCE	1- 0	1- 0			
7- 1	4- 1	2- 0	HOME	1- 0	0- 0			
7- 1	2- 1	4- 0	AWAY	0- 0	1- 0			
1- 1	0- 1	1- 0	NEUTRAL	0- 0	0- 0			
RPI S Opponent Score	RPI 1-50 Team's RPI: 2	RPI S Opponent Score	RPI 51-100	RPI S Opponent Score	RPI 101-200	RPI S Opponent Score	RPI 201+	
4 A Connecticut 75 89		62 H Seton Hall 73 64		104 H La Salle 98 57		237 A South Fla. 49 46		
4 H Connecticut 69 64		64 A Louisville 76 67		135 N Monmouth 58 45		243 H Rider 86 57		
5 N Florida 62 75		64 H Louisville 79 73		138 H St. John's (N.Y.) 65 52		310 H Stony Brook 78 35		
10 A Texas 55 58		76 A Rutgers 84 78		149 H Lehigh 84 47		314 N Longwood 90 77		
13 N Pittsburgh 54 68		76 N Rutgers 87 55						
17 N Boston College 60 59		81 A Temple 75 53						
18 A Syracuse 92 82		90 A Notre Dame 72 70						
18 H Syracuse 80 65		91 A DePaul 61 51						
20 H Oklahoma 85 74		94 A Penn 62 55						
21 N Arizona 82 78								
26 H Georgetown 75 65								
28 H West Virginia 87 91								
38 A Bucknell 79 60								
40 H Marquette 72 67								
43 A Cincinnati 74 72								
48 N St. Joseph's 71 58								
		LAST 10 Division I GAMES:						
		5 N Florida 62 75		76 N Rutgers 87 55				
		17 N Boston College 60 59		18 A Syracuse 92 82				
		21 N Arizona 82 78		138 H St. John's (N.Y.) 65 52				
		135 N Monmouth 58 45		4 A Connecticut 75 89				
		13 N Pittsburgh 54 68		43 A Cincinnati 74 72				

Non-Div I Games:

Villanova

Loss, Non-Conf, S Site, H Home A Away N Neutral

Average RPI Win:

160

Average RPI Loss:

59

WON-LOST
RECORDWINNING
PCT. RANKLAST 10
GAMESSTRENGTH OF
SCHEDULEOPP. STRENGTH
OF SCHEDULETEAM
RPICONF.
RPI

DIV. I ONLY

15- 15

157

4- 6

44

56

86

4

DIV. I NON-CONF.

7- 5

113

1- 1

169

187

128

4

TOTALS

RPI 1-50

RPI 51-100

W-L RECORDS

RPI 101-200

RPI 201+

15- 15

2- 5

3- 8

OVERALL

5- 2

5- 0

11- 3

2- 0

3- 2

HOME

3- 1

3- 0

2- 11

0- 4

0- 6

AWAY

1- 1

1- 0

2- 1

0- 1

0- 0

NEUTRAL

1- 0

1- 0

7- 5

0- 2

0- 2

NON-CONFERENCE

2- 1

5- 0

5- 1

0- 0

0- 0

HOME

2- 1

3- 0

1- 4

0- 2

0- 2

AWAY

0- 0

1- 0

1- 0

0- 0

0- 0

NEUTRAL

0- 0

1- 0

8- 10

2- 3

3- 6

CONFERENCE

3- 1

0- 0

6- 2

2- 0

3- 2

HOME

1- 0

0- 0

1- 7

0- 2

0- 4

AWAY

1- 1

0- 0

1- 1

0- 1

0- 0

NEUTRAL

1- 0

0- 0

RPI 1-50

RPI S Opponent

Score

1	A	Duke	63	82
11	A	Gonzaga	69	80
14	A	North Carolina	54	99
14	H	North Carolina	72	68
14	N	North Carolina	67	79
17	H	Boston College	72	58
21	A	Arizona	51	81

RPI 51-100

Team's RPI: 86

RPI S Opponent

Score

51	A	North Carolina St.	64	66
58	A	Western Ky.	68	78
60	A	Maryland	65	76
60	H	Maryland	70	71
70	A	Florida St.	62	76
70	H	Florida St.	82	87
72	H	Miami (Fla.)	71	51
79	A	Clemson	64	90
79	H	Clemson	64	58
84	A	Stanford	49	65
89	H	Wake Forest	75	73

RPI 101-200

RPI S Opponent

Score

109	H	Northwestern	72	57
133	H	Fordham	60	62
148	A	Virginia Tech	54	49
148	H	Virginia Tech	81	77
148	N	Virginia Tech	60	56
162	A	Georgia Tech	54	63
169	H	Loyola (Md.)	98	59

RPI 201+

RPI S Opponent

Score

205	A	Richmond	59	43
268	H	Hartford	71	62
297	N	UMBC	77	66
314	H	Longwood	91	56
316	H	Liberty	79	44

LAST 10 Division I GAMES:

84	A	Stanford	49	65
14	N	North Carolina	67	79
148	N	Virginia Tech	60	56
60	H	Maryland	70	71
14	A	North Carolina	54	99
79	A	Clemson	64	90
17	H	Boston College	72	58
70	A	Florida St.	62	76
314	H	Longwood	91	56
148	H	Virginia Tech	81	77

Non-Div I Games:

Virginia

Average RPI Win: 197
Average RPI Loss: 60

WON-LOST
RECORD

WINNING
PCT. RANK

LAST 10
GAMES

STRENGTH OF
SCHEDULE

OPP. STRENGTH
OF SCHEDULE

TEAM
RPI

CONF.
RPI

DIV. I ONLY	14- 16	179	3- 7	92	65	148	4
DIV. I NON-CONF.	10- 3	39	0- 0	296	224	121	4

TOTALS	RPI 1-50	RPI 51-100	W-L RECORDS	RPI 101-200	RPI 201+
14- 16	0- 6	4- 9	OVERALL	3- 0	7- 1
10- 7	0- 3	1- 3	HOME	3- 0	6- 1
3- 8	0- 3	2- 5	AWAY	0- 0	1- 0
1- 1	0- 0	1- 1	NEUTRAL	0- 0	0- 0
10- 3	0- 1	1- 1	NON-CONFERENCE	2- 0	7- 1
8- 1	0- 0	0- 0	HOME	2- 0	6- 1
1- 2	0- 1	0- 1	AWAY	0- 0	1- 0
1- 0	0- 0	1- 0	NEUTRAL	0- 0	0- 0
4- 13	0- 5	3- 8	CONFERENCE	1- 0	0- 0
2- 6	0- 3	1- 3	HOME	1- 0	0- 0
2- 6	0- 2	2- 4	AWAY	0- 0	0- 0
0- 1	0- 0	0- 1	NEUTRAL	0- 0	0- 0

RPI	S	Opponent	Score
1	A	Duke	75 77
1	H	Duke	67 80
9	A	Ohio St.	56 69
14	H	North Carolina	61 64
17	A	Boston College	57 59
17	H	Boston College	73 74

RPI	S	Opponent	Score
51	H	North Carolina St.	64 70
52	A	Old Dominion	55 58
60	A	Maryland	72 81
70	A	Florida St.	68 74
70	H	Florida St.	72 61
72	A	Miami (Fla.)	59 70
79	A	Clemson	75 74
79	H	Clemson	81 86
84	N	Stanford	59 52
86	A	Virginia	77 81
86	H	Virginia	49 54
86	N	Virginia	56 60
89	A	Wake Forest	76 70

LAST 10 Division I GAMES:

86	N	Virginia	56 60	51	H	North Carolina St.	64 70
17	A	Boston College	57 59	86	A	Virginia	77 81
79	H	Clemson	81 86	79	A	Clemson	75 74
70	H	Florida St.	72 61	17	H	Boston College	73 74
72	A	Miami (Fla.)	59 70	162	H	Georgia Tech	63 62

RPI	S	Opponent	Score
138	H	St. John's (N.Y.)	73 64
162	H	Georgia Tech	63 62
193	H	Radford	80 50

RPI	S	Opponent	Score
230	H	Mt. St. Mary's	74 62
233	H	Marshall	71 54
256	H	Bowling Green	71 72
263	H	William & Mary	74 64
264	H	Western Caro.	54 40
295	A	James Madison	77 58
324	H	N.C. A&T	94 66
329	H	Morgan St.	77 49

Virginia Tech

Virginia Tech

Non-Div I Games:

Virginia Tech

Loss, Non-Conf, S Site, H Home A Away N Neutral

Average RPI Win: 233
Average RPI Loss: 202

WON-LOST
RECORD

WINNING
PCT. RANK

LAST 10
GAMES

STRENGTH OF
SCHEDULE

OPP. STRENGTH
OF SCHEDULE

TEAM
RPI

CONF.
RPI

DIV. I ONLY
DIV. I NON-CONF.

12- 14
6- 2

190
51

3- 7
0- 0

258
240

279
262

229
104

26
26

TOTALS

RPI 1-50

RPI 51-100

W-L RECORDS

RPI 101-200

RPI 201+

12- 14

0- 1

0- 0

OVERALL

3- 5

9- 8

6- 6

0- 0

0- 0

HOME

0- 3

6- 3

6- 8

0- 1

0- 0

AWAY

3- 2

3- 5

0- 0

0- 0

0- 0

NEUTRAL

0- 0

0- 0

6- 2

0- 1

0- 0

NON-CONFERENCE

2- 0

4- 1

3- 0

0- 0

0- 0

HOME

0- 0

3- 0

3- 2

0- 1

0- 0

AWAY

2- 0

1- 1

0- 0

0- 0

0- 0

NEUTRAL

0- 0

0- 0

6- 12

0- 0

0- 0

CONFERENCE

1- 5

5- 7

3- 6

0- 0

0- 0

HOME

0- 3

3- 3

3- 6

0- 0

0- 0

AWAY

1- 2

2- 4

0- 0

0- 0

0- 0

NEUTRAL

0- 0

0- 0

RPI S Opponent Score
6 A UCLA 72 74

RPI S Opponent Score

RPI S Opponent Score

RPI S Opponent Score Team's RPI: 229

135 A Monmouth 55 61
135 H Monmouth 58 74
141 A Fairleigh Dickinson 72 66
141 H Fairleigh Dickinson 72 87
152 A Rhode Island 63 61
163 A Central Conn. St. 40 57
163 H Central Conn. St. 55 74
197 A Yale 73 69

203 H American 75 59
212 A Vermont 67 71
214 A Robert Morris 90 95
214 H Robert Morris 75 69
230 A Mt. St. Mary's 77 66
260 A Quinnipiac 64 60
260 H Quinnipiac 81 63
261 A Sacred Heart 50 61
261 H Sacred Heart 62 70
270 A St. Francis (N.Y.) 49 57
270 H St. Francis (N.Y.) 68 58
274 A Long Island 65 75
274 H Long Island 60 75
275 A Brown 72 59
289 H Columbia 83 71
310 H Stony Brook 67 54
323 H St. Francis (Pa.) 61 68

LAST 10 Division I GAMES:

230 A Mt. St. Mary's 77 66
274 H Long Island 60 75
141 A Fairleigh Dickinson 72 66
260 A Quinnipiac 64 60
163 H Central Conn. St. 55 74

135 A Monmouth 55 61
270 A St. Francis (N.Y.) 49 57
135 H Monmouth 58 74
141 H Fairleigh Dickinson 72 87
274 A Long Island 65 75

Non-Div I Games: John Jay

86 44

Wagner

Loss, Non-Conf, S Site, H Home A Away N Neutral

Average RPI Win: 152
Average RPI Loss: 56

WON-LOST
RECORD

WINNING
PCT. RANK

LAST 10
GAMES

STRENGTH OF
SCHEDULE

OPP. STRENGTH
OF SCHEDULE

TEAM
RPI

CONF.
RPI

DIV. I ONLY	17- 17	157	4- 6	28	41	89	4
DIV. I NON-CONF.	12- 3	27	0- 1	162	82	58	4

TOTALS	RPI 1-50	RPI 51-100	W-L RECORDS	RPI 101-200	RPI 201+
17- 17	2- 7	5- 8	OVERALL	3- 2	7- 0
12- 6	2- 3	3- 2	HOME	1- 1	6- 0
2- 9	0- 2	0- 6	AWAY	1- 1	1- 0
3- 2	0- 2	2- 0	NEUTRAL	1- 0	0- 0
12- 3	2- 1	1- 2	NON-CONFERENCE	2- 0	7- 0
9- 1	2- 0	1- 1	HOME	0- 0	6- 0
2- 1	0- 0	0- 1	AWAY	1- 0	1- 0
1- 1	0- 1	0- 0	NEUTRAL	1- 0	0- 0
5- 14	0- 6	4- 6	CONFERENCE	1- 2	0- 0
3- 5	0- 3	2- 1	HOME	1- 1	0- 0
0- 8	0- 2	0- 5	AWAY	0- 1	0- 0
2- 1	0- 1	2- 0	NEUTRAL	0- 0	0- 0

RPI S Opponent Score

1 A Duke 70 93

1 H Duke 64 82

1 N Duke 66 78

5 N Florida 72 77

14 H North Carolina 72 83

15 H George Mason 83 78

17 A Boston College 65 80

17 H Boston College 66 72

39 H Wisconsin 91 88

RPI S Opponent Score

51 A North Carolina St. 82 92

51 H North Carolina St. 76 63

51 N North Carolina St. 82 71

60 A Maryland 86 90

70 H Florida St. 68 75

70 N Florida St. 78 66

72 A Miami (Fla.) 69 78

79 A Clemson 73 74

79 H Clemson 74 68

83 A Minnesota 58 73

86 A Virginia 73 75

91 H DePaul 81 84

99 H Charlotte 59 56

LAST 10 Division I GAMES:

83 A Minnesota 58 73	17 A Boston College 65 80
1 N Duke 66 78	162 A Georgia Tech 61 76
51 N North Carolina St. 82 71	79 H Clemson 74 68
70 N Florida St. 78 66	14 H North Carolina 72 83
51 H North Carolina St. 76 63	1 A Duke 70 93

RPI S Opponent Score

142 N Texas Tech 78 73

148 H Virginia Tech 70 76

162 A Georgia Tech 61 76

162 H Georgia Tech 86 71

172 A Elon 78 59

RPI S Opponent Score

202 H Princeton 61 42

205 A Richmond 47 40

227 H Charleston So. 87 47

234 H Appalachian St. 91 78

242 H UNC Asheville 79 63

297 H Mississippi Val. 78 64

300 H East Caro. 58 54

Wake Forest

Wake Forest

Non-Div I Games:

Wake Forest

Loss, Non-Conf, S Site, H Home A Away N Neutral

Average RPI Win: 128

Average RPI Loss: 92

WON-LOST
RECORDWINNING
PCT. RANKLAST 10
GAMESSTRENGTH OF
SCHEDULEOPP. STRENGTH
OF SCHEDULETEAM
RPICONF.
RPI

DIV. I ONLY

26- 7

13

8- 2

70

71

24

7

DIV. I NON-CONF.

13- 1

4

2- 1

65

119

7

6

TOTALS

RPI 1-50

RPI 51-100

W-L RECORDS

RPI 101-200

RPI 201+

26- 7

5- 2

4- 2

OVERALL

13- 3

4- 0

17- 2

2- 1

3- 0

HOME

8- 1

4- 0

6- 3

2- 0

0- 2

AWAY

4- 1

0- 0

3- 2

1- 1

1- 0

NEUTRAL

1- 1

0- 0

13- 1

2- 1

2- 0

NON-CONFERENCE

5- 0

4- 0

10- 0

1- 0

1- 0

HOME

4- 0

4- 0

0- 0

0- 0

0- 0

AWAY

0- 0

0- 0

3- 1

1- 1

1- 0

NEUTRAL

1- 0

0- 0

13- 6

3- 1

2- 2

CONFERENCE

8- 3

0- 0

7- 2

1- 1

2- 0

HOME

4- 1

0- 0

6- 3

2- 0

0- 2

AWAY

4- 1

0- 0

0- 1

0- 0

0- 0

NEUTRAL

0- 1

0- 0

RPI 1-50

Team's RPI: 24

RPI	S	Opponent	Score
4	N	Connecticut	92 98
6	A	UCLA	69 65
6	H	UCLA	70 67
11	H	Gonzaga	99 95
16	N	Illinois	67 64
21	A	Arizona	70 67
21	H	Arizona	95 96

RPI 51-100

RPI	S	Opponent	Score
54	N	Utah St.	75 61
55	H	Air Force	85 74
56	A	California	69 71
56	H	California	73 62
84	A	Stanford	67 76
84	H	Stanford	75 57

RPI 101-200

RPI	S	Opponent	Score
119	A	Southern	86 77
		California	
119	H	Southern	87 73
		California	
124	N	New Mexico	81 71
144	H	Eastern Wash.	91 74
146	A	Oregon	75 72
146	H	Oregon	78 59
146	N	Oregon	73 84
149	H	Lehigh	54 37
150	H	Loyola Marymount	112 65
167	A	Washington St.	64 77
167	H	Washington St.	71 78
170	A	Oregon St.	96 63
170	H	Oregon St.	69 65
177	A	Arizona St.	91 66
177	H	Arizona St.	91 67
186	H	Wis.-Green Bay	87 54

RPI 201+

RPI	S	Opponent	Score
203	H	American	99 82
207	H	Cornell	87 71
302	H	Idaho	90 67
329	H	Morgan St.	118 51

LAST 10 Division I GAMES:

4	N	Connecticut	92 98
16	N	Illinois	67 64
54	N	Utah St.	75 61
146	N	Oregon	73 84
21	A	Arizona	70 67
177	A	Arizona St.	91 66
56	H	California	73 62
84	H	Stanford	75 57
170	A	Oregon St.	96 63
146	A	Oregon	75 72

Washington

Washington

Non-Div I Games:

Washington

Loss, Non-Conf, S Site, H Home A Away N Neutral

Average RPI Win: 155
Average RPI Loss: 88

WON-LOST
RECORD

WINNING
PCT. RANK

LAST 10
GAMES

STRENGTH OF
SCHEDULE

OPP. STRENGTH
OF SCHEDULE

TEAM
RPI

CONF.
RPI

DIV. I ONLY

11- 17

240

2- 8

90

54

167

7

DIV. I NON-CONF.

7- 2

35

0- 0

172

104

67

6

TOTALS

RPI 1-50

RPI 51-100

W-L RECORDS

RPI 101-200

RPI 201+

11- 17

2- 5

1- 5

OVERALL

5- 7

3- 0

8- 5

1- 1

0- 2

HOME

4- 2

3- 0

2- 9

1- 3

1- 2

AWAY

0- 4

0- 0

1- 3

0- 1

0- 1

NEUTRAL

1- 1

0- 0

7- 2

0- 1

1- 1

NON-CONFERENCE

3- 0

3- 0

5- 0

0- 0

0- 0

HOME

2- 0

3- 0

1- 1

0- 1

1- 0

AWAY

0- 0

0- 0

1- 1

0- 0

0- 1

NEUTRAL

1- 0

0- 0

4- 15

2- 4

0- 4

CONFERENCE

2- 7

0- 0

3- 5

1- 1

0- 2

HOME

2- 2

0- 0

1- 8

1- 2

0- 2

AWAY

0- 4

0- 0

0- 2

0- 1

0- 0

NEUTRAL

0- 1

0- 0

RPI 1-50

RPI S Opponent

Score

RPI 51-100

RPI S Opponent

Score

RPI 101-200

Team's RPI: 167

RPI S Opponent

Score

RPI 201+

RPI S Opponent

Score

6 A UCLA 61 63
6 H UCLA 30 50
11 A Gonzaga 53 67
21 A Arizona 61 66
21 N Arizona 52 70
24 A Washi ngton 78 71
24 H Washi ngton 77 64

56 A Cal i forni a 53 55
56 H Cal i forni a 41 43
61 A San Diego St. 60 49
71 N Bri gham Young 68 76
84 A Stanford 59 69
84 H Stanford 37 39

113 H Kansas St. 58 57
119 A Southern 66 71
Cal i forni a
119 H Southern 60 47
Cal i forni a
146 A Oregon 37 67
146 H Oregon 50 52
146 N Oregon 55 66
165 N Utah 69 42
170 A Oregon St. 62 71
170 H Oregon St. 50 59
173 H Wyomi ng 63 47
177 A Ari zona St. 55 68
177 H Ari zona St. 64 49

239 H Portl and 61 46
302 H Idaho 63 37
312 H UC Ri versi de 86 55

LAST 10 Div sion I GAMES:

146 N Oregon 55 66
177 A Ari zona St. 55 68
21 A Ari zona 61 66
84 H Stanford 37 39
56 H Cal i forni a 41 43
146 A Oregon 37 67
170 A Oregon St. 62 71
119 H Southern Cal i forni a 60 47
6 H UCLA 30 50
24 H Washi ngton 77 64

W
a
s
h
i
n
g
t
o
n
s
t
.

W
a
s
h
i
n
g
t
o
n
s
t
.

Non-Di v I Games:

Washi ngton St.

Loss, Non-Conf, S Site, H Home A Away N Neutral

Average RPI Win: 215
Average RPI Loss: 167

WON-LOST
RECORD

WINNING
PCT. RANK

LAST 10
GAMES

STRENGTH OF
SCHEDULE

OPP. STRENGTH
OF SCHEDULE

TEAM
RPI

CONF.
RPI

DIV. I ONLY

8- 17

272

4- 6

184

241

266

17

DIV. I NON-CONF.

4- 7

217

0- 0

233

321

259

18

TOTALS

RPI 1-50

RPI 51-100

W-L RECORDS

RPI 101-200

RPI 201+

8- 17

0- 0

1- 3

OVERALL

2- 10

5- 4

5- 7

0- 0

1- 1

HOME

0- 6

4- 0

3- 10

0- 0

0- 2

AWAY

2- 4

1- 4

0- 0

0- 0

0- 0

NEUTRAL

0- 0

0- 0

4- 7

0- 0

0- 2

NON-CONFERENCE

1- 3

3- 2

2- 3

0- 0

0- 1

HOME

0- 2

2- 0

2- 4

0- 0

0- 1

AWAY

1- 1

1- 2

0- 0

0- 0

0- 0

NEUTRAL

0- 0

0- 0

4- 10

0- 0

1- 1

CONFERENCE

1- 7

2- 2

3- 4

0- 0

1- 0

HOME

0- 4

2- 0

1- 6

0- 0

0- 1

AWAY

1- 3

0- 2

0- 0

0- 0

0- 0

NEUTRAL

0- 0

0- 0

RPI 1-50

RPI S

Opponent

Score

RPI 51-100

RPI S

Opponent

Score

RPI 101-200

RPI S

Opponent

Score









RPI 201+























RPI S

Opponent

Team's RPI: 266

















Score

54   Utah St. 60  69
57  Montana 65  71
57  Montana 72 67
71  Brigham Young 54  80

132  Northern Ariz. 69  77
132  Northern Ariz. 82  88
144  Eastern Wash. 50  59
144  Eastern Wash. 73  76
156  Sacramento St. 76 73
156  Sacramento St. 66  73
165  Utah 62  67
173  Wyoming 48  58
180  Boise St. 66 61
180  Boise St. 66  74
198  Portland St. 59  73
198  Portland St. 66  77





213  Idaho St. 74  81
213  Idaho St. 66 61
241  Montana St. 65  81
241  Montana St. 67 56
280  Utah Valley St. 49  68
280  Utah Valley St. 69 62
291  I PFW 74 67
304  Southern Utah 47  68
304  Southern Utah 85 72

LAST 10 Division I GAMES:

213  Idaho St. 74  81
198  Portland St. 66  77
144  Eastern Wash. 73  76
132  Northern Ariz. 69  77
156  Sacramento St. 76 73
241  Montana St. 67 56
57  Montana 72 67
213  Idaho St. 66 61
144  Eastern Wash. 50  59
198  Portland St. 59  73

Non-Div I Games: Montana Tech 82 51 Western Mont. 77 66

Weber St.

 Loss,  Non-Conf, S Site,  Home  Away N Neutral

Average RPI Win: 124
Average RPI Loss: 40

WON-LOST
RECORD

WINNING
PCT. RANK

LAST 10
GAMES

STRENGTH OF
SCHEDULE

OPP. STRENGTH
OF SCHEDULE

TEAM
RPI

CONF.
RPI

DIV. I ONLY	21- 11	61	4- 6	19	9	28	3
DIV. I NON-CONF.	10- 5	83	2- 1	96	36	69	2

TOTALS	RPI 1-50	RPI 51-100	W-L RECORDS	RPI 101-200	RPI 201+
21- 11	9- 9	3- 1	OVERALL	2- 0	7- 1
12- 2	4- 2	2- 0	HOME	1- 0	5- 0
5- 4	3- 3	0- 1	AWAY	1- 0	1- 0
4- 5	2- 4	1- 0	NEUTRAL	0- 0	1- 1
10- 5	3- 4	1- 0	NON-CONFERENCE	0- 0	6- 1
5- 1	0- 1	0- 0	HOME	0- 0	5- 0
1- 0	1- 0	0- 0	AWAY	0- 0	0- 0
4- 4	2- 3	1- 0	NEUTRAL	0- 0	1- 1
11- 6	6- 5	2- 1	CONFERENCE	2- 0	1- 0
7- 1	4- 1	2- 0	HOME	1- 0	0- 0
4- 4	2- 3	0- 1	AWAY	1- 0	1- 0
0- 1	0- 1	0- 0	NEUTRAL	0- 0	0- 0

RPI S Opponent Score Team's RPI: 28

2	A	Villanova	91	87
4	H	Connecticut	75	81
6	A	UCLA	60	56
7	H	LSU	68	71
10	N	Texas	75	76
10	N	Texas	71	74
13	A	Pittsburgh	53	57
13	H	Pittsburgh	67	62
13	N	Pittsburgh	57	68
18	A	Syracuse	58	60
20	N	Oklahoma	92	68
26	A	Georgetown	69	56
26	H	Georgetown	68	61
29	N	Kentucky	66	80
37	N	Southern Ill.	64	46
40	H	Marquette	104	85
43	A	Cincinnati	75	78
43	H	Cincinnati	66	57

RPI S Opponent Score

59	N	Northwestern St.	67	54
62	A	Seton Hall	64	71
64	H	Louisville	68	64
90	H	Notre Dame	71	70

RPI S Opponent Score

106	H	Providence	64	48
138	A	St. John's (N.Y.)	66	61

RPI S Opponent Score

233	N	Marshall	52	58
237	A	South Fla.	57	53
252	H	Canisius	80	68
259	H	La.-Monroe	88	69
287	H	Wofford	61	41
290	N	St. Bonaventure	66	61
297	H	UMBC	82	53
308	H	Duquesne	86	66

LAST 10 Division I GAMES:

10	N	Texas	71	74
59	N	Northwestern St.	67	54
37	N	Southern Ill.	64	46
13	N	Pittsburgh	57	68
43	A	Cincinnati	75	78
13	H	Pittsburgh	67	62
64	H	Louisville	68	64
18	A	Syracuse	58	60
4	H	Connecticut	75	81
62	A	Seton Hall	64	71

West Virginia

West Virginia

Non-Div I Games: Wash. & Jeff. 83 33

West Virginia

Loss, Non-Conf, S Site, H Home A Away N Neutral

Average RPI Win: 233
Average RPI Loss: 163

WON-LOST
RECORD

WINNING
PCT. RANK

LAST 10
GAMES

STRENGTH OF
SCHEDULE

OPP. STRENGTH
OF SCHEDULE

TEAM
RPI

CONF.
RPI

DIV. I ONLY

10- 17

252

4- 6

254

202

264

24

DIV. I NON-CONF.

3- 9

268

0- 0

226

65

274

22

TOTALS

RPI 1-50

RPI 51-100

W-L RECORDS

RPI 101-200

RPI 201+

10- 17

0- 2

1- 2

OVERALL

2- 9

7- 4

6- 4

0- 1

0- 0

HOME

2- 2

4- 1

3- 10

0- 0

1- 2

AWAY

0- 6

2- 2

1- 3

0- 1

0- 0

NEUTRAL

0- 1

1- 1

3- 9

0- 2

0- 2

NON-CONFERENCE

0- 5

3- 0

1- 2

0- 1

0- 0

HOME

0- 1

1- 0

1- 5

0- 0

0- 2

AWAY

0- 3

1- 0

1- 2

0- 1

0- 0

NEUTRAL

0- 1

1- 0

7- 8

0- 0

1- 0

CONFERENCE

2- 4

4- 4

5- 2

0- 0

0- 0

HOME

2- 1

3- 1

2- 5

0- 0

1- 0

AWAY

0- 3

1- 2

0- 1

0- 0

0- 0

NEUTRAL

0- 0

0- 1

RPI 1-50

RPI S Opponent Score
35 N UNI 46 68
36 H South Carolina 62 87

RPI 51-100

RPI S Opponent Score
60 A Maryland 57 87
92 A Davidson 77 70
100 A Georgia 65 89

RPI 101-200

RPI S Opponent Score
148 A Virginia Tech 40 54
151 A Mississippi 59 65
159 H Gardner-Webb 83 90
160 A Ga. Southern 67 72
164 A High Point 66 73
168 A Chattanooga 67 71
168 H Chattanooga 74 56
172 A El on 48 50
172 H El on 85 78
189 H Col. of Charleston 59 67
193 N Radford 56 69

RPI 201+

Team's RPI: 264

RPI S Opponent Score
220 H Furman 85 76
234 A Appalachian St. 53 68
234 H Appalachian St. 66 83
242 H UNC Asheville 80 64
256 N Bowling Green 56 50
279 A UNC Greensboro 87 76
279 H UNC Greensboro 67 53
279 N UNC Greensboro 65 69
287 A Wofford 57 76
300 A East Caro. 56 48
320 H Citadel 83 57

LAST 10 Division I GAMES:

279 N UNC Greensboro 65 69
168 A Chattanooga 67 71
279 H UNC Greensboro 67 53
172 H El on 85 78
234 H Appalachian St. 66 83
160 A Ga. Southern 67 72
92 A Davidson 77 70
220 H Furman 85 76
287 A Wofford 57 76
189 H Col. of Charleston 59 67

Non-Div I Games: Atlanta Christian 110 51

Montreat

76 59

Toccoa Falls

96 37

Western Caro.

Loss, Non-Conf, S Site, H Home A Away N Neutral

Average RPI Win: 284
Average RPI Loss: 189

WON-LOST
RECORD

WINNING
PCT. RANK

LAST 10
GAMES

STRENGTH OF
SCHEDULE

OPP. STRENGTH
OF SCHEDULE

TEAM
RPI

CONF.
RPI

DIV. I ONLY
DIV. I NON-CONF.

5- 21
2- 7

314
278

2- 8
0- 0

275
168

309
275

318
276

29
28

TOTALS

RPI 1-50

RPI 51-100

W-L RECORDS

RPI 101-200

RPI 201+

5- 21

0- 3

0- 0

OVERALL

1- 9

4- 9

3- 7

0- 1

0- 0

HOME

1- 2

2- 4

1- 13

0- 2

0- 0

AWAY

0- 6

1- 5

1- 1

0- 0

0- 0

NEUTRAL

0- 1

1- 0

2- 7

0- 3

0- 0

NON-CONFERENCE

0- 3

2- 1

1- 1

0- 1

0- 0

HOME

0- 0

1- 0

0- 5

0- 2

0- 0

AWAY

0- 2

0- 1

1- 1

0- 0

0- 0

NEUTRAL

0- 1

1- 0

3- 14

0- 0

0- 0

CONFERENCE

1- 6

2- 8

2- 6

0- 0

0- 0

HOME

1- 2

1- 4

1- 8

0- 0

0- 0

AWAY

0- 4

1- 4

0- 0

0- 0

0- 0

NEUTRAL

0- 0

0- 0

RPI 1-50

RPI 51-100

RPI 101-200

RPI 201+

Team's RPI: 318

RPI	S	Opponent	Score
32	A	Kansas	57 86
34	H	Indiana	79 102
45	A	Arkansas	54 83

RPI	S	Opponent	Score
-----	---	----------	-------

RPI	S	Opponent	Score
127	A	Oral Roberts	66 83
127	A	Oral Roberts	53 60
127	H	Oral Roberts	70 65
137	A	Loyola (Ill.)	63 73
157	N	Birmingham-Sou.	54 67
158	A	IUPUI	59 66
158	H	IUPUI	57 63
182	A	Valparaiso	64 76
182	H	Valparaiso	68 82
192	A	Evansville	63 70

RPI	S	Opponent	Score
225	A	Chicago St.	73 75
225	H	Chicago St.	73 87
265	A	UMKC	62 72
265	H	UMKC	73 77
280	A	Utah Valley St.	69 82
285	A	Oakland	64 68
285	H	Oakland	64 76
304	A	Southern Utah	53 69
304	H	Southern Utah	82 89
309	H	Eastern Ill.	76 68
326	A	Centenary (La.)	68 59
326	H	Centenary (La.)	66 59
332	N	North Fla.	58 52

LAST 10 Division I GAMES:

127	A	Oral Roberts	53 60	158	A	IUPUI	59 66
265	H	UMKC	73 77	326	A	Centenary (La.)	68 59
225	H	Chicago St.	73 87	285	A	Oakland	64 68
304	H	Southern Utah	82 89	158	H	IUPUI	57 63
182	A	Valparaiso	64 76	127	H	Oral Roberts	70 65

Non-Div I Games: Harri s-Stowe 110 55 Ill. -Springfi el d99 89

Western Ill.

Loss, Non-Conf, S Site, H Home A Away N Neutral

Average RPI Win: 180

Average RPI Loss: 87

WON-LOST
RECORDWINNING
PCT. RANKLAST 10
GAMESSTRENGTH OF
SCHEDULEOPP. STRENGTH
OF SCHEDULETEAM
RPICONF.
RPI

DIV. I ONLY

22- 8

32

7- 3

118

137

58

18

DIV. I NON-CONF.

8- 5

105

1- 1

43

55

62

16

TOTALS

RPI 1-50

RPI 51-100

W-L RECORDS

RPI 101-200

RPI 201+

22- 8

1- 3

2- 3

OVERALL

10- 1

9- 1

12- 2

0- 0

1- 2

HOME

6- 0

5- 0

7- 5

1- 3

1- 0

AWAY

2- 1

3- 1

3- 1

0- 0

0- 1

NEUTRAL

2- 0

1- 0

8- 5

1- 3

1- 2

NON-CONFERENCE

6- 0

0- 0

5- 2

0- 0

1- 2

HOME

4- 0

0- 0

2- 3

1- 3

0- 0

AWAY

1- 0

0- 0

1- 0

0- 0

0- 0

NEUTRAL

1- 0

0- 0

14- 3

0- 0

1- 1

CONFERENCE

4- 1

9- 1

7- 0

0- 0

0- 0

HOME

2- 0

5- 0

5- 2

0- 0

1- 0

AWAY

1- 1

3- 1

2- 1

0- 0

0- 1

NEUTRAL

1- 0

1- 0

RPI 1-50

RPI S Opponent Score

RPI 51-100

Team's RPI: 58








RPI S Opponent Score








RPI 101-200











RPI S Opponent Score

RPI 201+

RPI S Opponent Score





21  Arizona 81 
 25  Bradley 76 
 36  South Carolina 55 
 41  UAB 92 76







65  South Ala. 74 73
 65 N South Ala. 70 
 86  Virginia 78 68
 87  Pacific 75 
 100  Georgia 65 

117  Middle Tenn. 74 
 117  Middle Tenn. 80 48
 132  Northern Ariz. 79 58
 143  La. -Lafayette 94 81
 143 N La. -Lafayette 80 72
 155  Austin Peay 83 54
 158  IUPUI 89 75
 175  Denver 71 70
 190 N UCF 73 68
 192  Evansville 84 77
 194  Eastern Ky. 97 89

204  North Texas 97 71
 222  Ark. -Little Rock 74 73
 222  Ark. -Little Rock 74 70
 231  Arkansas St. 72 70
 231  Arkansas St. 87 63
 244  Troy 49 
 255  New Orleans 72 57
 255 N New Orleans 80 61
 277  Florida Int'l 66 61
 277  Florida Int'l 80 65

LAST 10 Division I GAMES:

36  South Carolina 55 
 65 N South Ala. 70 
 143 N La. -Lafayette 80 72
 255 N New Orleans 80 61
 277  Florida Int'l 80 65

117  Middle Tenn. 74 
 132  Northern Ariz. 79 58
 222  Ark. -Little Rock 74 73
 204  North Texas 97 71
 175  Denver 71 70

Western Ky.

Western Ky.

Non-Div I Games: Kentucky St. 87 71

Western Ky.

Average RPI Win:

226

WON-LOST

WINNING

LAST 10

STRENGTH OF

OPP. STRENGTH

TEAM

CONF.

Average RPI Loss:

117

RECORD

PCT. RANK

GAMES

SCHEDULE

OF SCHEDULE

RPI

RPI

DIV. I ONLY

13- 17

209

5- 5

183

180

195

16

DIV. I NON-CONF.

2- 8

285

0- 1

156

111

271

17

TOTALS

RPI 1-50

RPI 51-100

W-L RECORDS

RPI 101-200

RPI 201+

13- 17

0- 1

2- 6

OVERALL

3- 9

8- 1

9- 4

0- 1

2- 1

HOME

2- 2

5- 0

3- 10

0- 0

0- 4

AWAY

0- 5

3- 1

1- 3

0- 0

0- 1

NEUTRAL

1- 2

0- 0

2- 8

0- 1

0- 1

NON-CONFERENCE

2- 5

0- 1

1- 2

0- 1

0- 0

HOME

1- 1

0- 0

0- 4

0- 0

0- 1

AWAY

0- 2

0- 1

1- 2

0- 0

0- 0

NEUTRAL

1- 2

0- 0

11- 9

0- 0

2- 5

CONFERENCE

1- 4

8- 0

8- 2

0- 0

2- 1

HOME

1- 1

5- 0

3- 6

0- 0

0- 3

AWAY

0- 3

3- 0

0- 1

0- 0

0- 1

NEUTRAL

0- 0

0- 0

RPI 1-50

RPI 51-100

RPI 101-200

Team's RPI: 195

RPI 201+

RPI	S	Opponent	Score
35	H	UNI	63 69

RPI	S	Opponent	Score
53	A	Kent St.	62 77
65	A	South Ala.	59 81
66	A	Akron	53 75
66	H	Akron	55 69
66	N	Akron	57 72
85	H	Miami (Ohio)	59 50
96	A	Ohio	55 87
96	H	Ohio	65 62

RPI	S	Opponent	Score
119	A	Southern California	62 77
126	A	Northern Ill.	60 86
126	H	Northern Ill.	59 74
131	A	Buffalo	62 73
145	A	Tolledo	58 81
145	H	Tolledo	57 53
150	N	Loyola Marymount	62 61
153	N	Colorado St.	69 87
158	H	IUPUI	73 72
161	H	Indiana St.	57 59
170	N	Oregon St.	68 73
171	A	Detroit	74 77

RPI	S	Opponent	Score
235	A	Illinois St.	47 64
254	A	Ball St.	62 56
254	H	Ball St.	68 59
256	H	Bowling Green	84 62
305	A	Eastern Mich.	68 62
305	H	Eastern Mich.	67 64
305	H	Eastern Mich.	60 55
315	A	Central Mich.	75 71
315	H	Central Mich.	68 57

LAST 10 Division I GAMES:

66	N	Akron	57 72	254	A	Ball St.	62 56
305	H	Eastern Mich.	60 55	161	H	Indiana St.	57 59
126	H	Northern Ill.	59 74	305	H	Eastern Mich.	67 64
145	A	Tolledo	58 81	96	H	Ohio	65 62
315	H	Central Mich.	68 57	66	A	Akron	53 75

Western Mich.

Western Mich.

Non-Div I Games: Northwood

82 62

Western Mich.

Average RPI Win:		135	WON-LOST		WINNING		LAST 10		STRENGTH OF		OPP. STRENGTH		TEAM		CONF.				
Average RPI Loss:		27	RECORD		PCT. RANK		GAMES		SCHEDULE		OF SCHEDULE		RPI		RPI				
DIV. I ONLY			25- 9		30		7- 3		47			51			19		6		
DIV. I NON-CONF.			10- 4		68		2- 2		48			40			32			5	
TOTALS			RPI 1-50		RPI 51-100		W-L RECORDS		RPI 101-200			RPI 201+							
25- 9			7- 9		3- 0		OVERALL		10- 0			5- 0							
13- 2			4- 2		2- 0		HOME		4- 0			3- 0							
8- 3			2- 3		0- 0		AWAY		4- 0			2- 0							
4- 4			1- 4		1- 0		NEUTRAL		2- 0			0- 0							
10- 4			1- 4		3- 0		NON-CONFERENCE		3- 0			3- 0							
5- 1			0- 1		2- 0		HOME		1- 0			2- 0							
2- 0			0- 0		0- 0		AWAY		1- 0			1- 0							
3- 3			1- 3		1- 0		NEUTRAL		1- 0			0- 0							
15- 5			6- 5		0- 0		CONFERENCE		7- 0			2- 0							
8- 1			4- 1		0- 0		HOME		3- 0			1- 0							
6- 3			2- 3		0- 0		AWAY		3- 0			1- 0							
1- 1			0- 1		0- 0		NEUTRAL		1- 0			0- 0							
RPI 1-50			Team's RPI: 19		RPI 51-100			RPI 101-200			RPI 201+								
RPI	S	Opponent	Score		RPI	S	Opponent	Score		RPI	S	Opponent	Score		RPI	S	Opponent	Score	
8	N	Tennessee	80	73	59	H	Northwestern St.	57	55	106	H	Provi dence	82	74	235	A	Illinois St.	56	47
15	H	George Mason	67	70	62	N	Seton Hall	86	66	114	N	Del aware St.	62	44	235	H	Illinois St.	64	57
15	N	George Mason	55	63	85	H	Mi ami (Ohi o)	55	46	161	A	Indi ana St.	77	58	265	A	UMKC	77	55
16	N	Illinois	54	55						161	H	Indi ana St.	66	62	307	H	Texas Southern	86	54
22	A	Missouri St.	68	62						161	N	Indi ana St.	81	63	330	H	Tex. -Pan American	97	66
22	H	Missouri St.	81	57						176	A	Drake	60	58					
23	N	Mi chi gan St.	64	83						176	H	Drake	85	62					
25	A	Bradley	86	76						185	A	San Franci sco	75	67					
25	H	Bradley	69	67						192	A	Evansville	69	62					
25	N	Bradley	52	60						192	H	Evansville	74	66					
35	A	UNI	56	68															
35	H	UNI	61	75															
37	A	Southern Ill.	49	58															
37	H	Southern Ill.	71	63															
46	A	Creighton	55	57															
46	H	Creighton	62	61															
					LAST 10 Div					si on I GAMES:									
					15 N George Mason 55 63					235 H Illinois St. 64 57									
					8 N Tennessee 80 73					176 A Drake 60 58									
					62 N Seton Hall 86 66					15 H George Mason 67 70									
					25 N Bradl ey 52 60					46 H Creighton 62 61									
					161 N Indi ana St. 81 63					161 A Indi ana St. 77 58									

Average RPI Win:

285

WON-LOST

WINNING

LAST 10

STRENGTH OF

OPP. STRENGTH

TEAM

CONF.

Average RPI Loss:

113

RECORD

PCT. RANK

GAMES

SCHEDULE

OF SCHEDULE

RPI

RPI

DIV. I ONLY

8- 20

286

3- 7

172

156

263

8

DIV. I NON-CONF.

5- 4

131

0- 0

293

328

218

12

TOTALS

RPI 1-50

RPI 51-100

W-L RECORDS

RPI 101-200

RPI 201+

8- 20

0- 5

0- 6

OVERALL

0- 4

8- 5

5- 8

0- 3

0- 2

HOME

0- 2

5- 1

3- 12

0- 2

0- 4

AWAY

0- 2

3- 4

0- 0

0- 0

0- 0

NEUTRAL

0- 0

0- 0

5- 4

0- 0

0- 0

NON-CONFERENCE

0- 2

5- 2

3- 1

0- 0

0- 0

HOME

0- 1

3- 0

2- 3

0- 0

0- 0

AWAY

0- 1

2- 2

0- 0

0- 0

0- 0

NEUTRAL

0- 0

0- 0

3- 16

0- 5

0- 6

CONFERENCE

0- 2

3- 3

2- 7

0- 3

0- 2

HOME

0- 1

2- 1

1- 9

0- 2

0- 4

AWAY

0- 1

1- 2

0- 0

0- 0

0- 0

NEUTRAL

0- 0

0- 0

RPI 1-50

RPI S Opponent

Score

RPI 51-100

RPI S Opponent

Score

RPI 101-200

RPI S Opponent











Score













RPI 201+



RPI S Opponent



















Team's RPI: 263

Score


















15  George Mason 58 
 15  George Mason 46 
 30  Hofstra 57 
 31  UNC Wi l m i n g t o n 56 
 31  UNC Wi l m i n g t o n 66 

52  Ol d Domi ni on 60 
 52  Ol d Domi ni on 56 
 80  Va. Commonweal th 60 
 80  Va. Commonweal th 59 
 80  Va. Commonweal th 59 
 88  Northeastern 69 

110  Hol y Cross 55 
 125  Drexel 56 
 125  Drexel 46 
 148  Vi rgi ni a Tech 64 





205  Ri chmond 50 
 216  Towson 45 
 236  Del aware 52 
 238  Georgi a St. 70 
 238  Georgi a St. 90 73
 279  UNC Greensboro 83 73
 281  Mai ne 89 55
 284  Hampton 70 60
 293  Campbel l 93 79
 295  James Madi son 72 70
 295  James Madi son 86 68
 297  UMBC 60 
 314  Longwood 88 75

LAST 10 Div s i o n I GAMES:

80  Va. Commonweal th 59 
 80  Va. Commonweal th 59 
 125  Drexel 56 
 30  Hofstra 57 
 236  Del aware 52 
 295  James Madi son 72 70
 52  Ol d Domi ni on 60 
 238  Georgi a St. 90 73
 88  Northeastern 69 
 295  James Madi son 86 68

Non-Di v I Games:

William & Mary

 Loss,  Non-Conf, S Site,  Home  Away N Neutral

Average RPI Win:

209

WON-LOST

WINNING

LAST 10

STRENGTH OF

OPP. STRENGTH

TEAM

CONF.

Average RPI Loss:

96

RECORD

PCT. RANK

GAMES

SCHEDULE

OF SCHEDULE

RPI

RPI

DIV. I ONLY

21- 8

36

8- 2

178

187

73

19

DIV. I NON-CONF.

5- 5

151

1- 1

47

9

88

25

TOTALS

RPI 1-50

RPI 51-100

W-L RECORDS

RPI 101-200

RPI 201+

21- 8

1- 4

0- 0

OVERALL

10- 3

10- 1

13- 1

0- 0

0- 0

HOME

6- 1

7- 0

7- 6

1- 3

0- 0

AWAY

3- 2

3- 1

1- 1

0- 1

0- 0

NEUTRAL

1- 0

0- 0

5- 5

1- 4

0- 0

NON-CONFERENCE

2- 1

2- 0

3- 0

0- 0

0- 0

HOME

1- 0

2- 0

1- 4

1- 3

0- 0

AWAY

0- 1

0- 0

1- 1

0- 1

0- 0

NEUTRAL

1- 0

0- 0

16- 3

0- 0

0- 0

CONFERENCE

8- 2

8- 1

10- 1

0- 0

0- 0

HOME

5- 1

5- 0

6- 2

0- 0

0- 0

AWAY

3- 1

3- 1

0- 0

0- 0

0- 0

NEUTRAL

0- 0

0- 0

RPI 1-50

RPI 51-100

Team's RPI: 73

RPI 101-200

RPI 201+

RPI	S	Opponent	Score
3	A	Memphi s	63 73
8	N	Tennessee	61 63
36	A	South Carolina	54 68
40	A	Marquette	71 64
50	A	Al abama	57 60

RPI	S	Opponent	Score
112	A	Auburn	62 64
120	A	Coastal Caro.	50 64
120	H	Coastal Caro.	57 64
120	H	Coastal Caro.	51 50
126	H	Northern Ill.	98 97
157	A	Bi rmi ngham-So.	56 43
157	H	Bi rmi ngham-So.	84 43
158	N	IUPUI	73 50
164	A	Hi gh Poi nt	70 67
164	H	Hi gh Poi nt	94 78
164	H	Hi gh Poi nt	77 65
193	A	Radford	90 75
193	H	Radford	71 44

RPI	S	Opponent	Score
227	A	Charleston So.	79 61
227	H	Charleston So.	76 59
239	H	Portl and	77 46
242	A	UNC Asheville	78 65
242	H	UNC Asheville	74 49
300	H	East Caro.	70 48
316	A	Li berty	71 78
316	H	Li berty	67 47
316	H	Li berty	93 52
317	A	VMI	74 69
317	H	VMI	98 65

LAST 10 Div sion I GAMES:

8	N	Tennessee	61 63
120	H	Coastal Caro.	51 50
164	H	Hi gh Poi nt	77 65
316	H	Li berty	93 52
157	A	Bi rmi ngham-So.	56 43
164	H	Hi gh Poi nt	94 78
316	A	Li berty	71 78
126	H	Northern Ill.	98 97
242	A	UNC Asheville	78 65
193	H	Radford	71 44

Non-Di v I Games: Newberry

79 77

Palm Beach Atl. 101 49

Wintthrop

Loss, Non-Conf, S Site, H Home A Away N Neutral

Average RPI Win: 193		WON-LOST	WINNING	LAST 10	STRENGTH OF	OPP. STRENGTH	TEAM	CONF.
Average RPI Loss: 135		RECORD	PCT. RANK	GAMES	SCHEDULE	OF SCHEDULE	RPI	RPI
DIV. I ONLY	14- 16	179	5- 5	179	159	186	15	
DIV. I NON-CONF.	5- 7	198	0- 1	204	184	198	15	
TOTALS	RPI 1-50	RPI 51-100	W-L RECORDS	RPI 101-200	RPI 201+			
14- 16	1- 4	0- 4	OVERALL	7- 4	6- 4			
10- 4	1- 1	0- 1	HOME	5- 1	4- 1			
2- 10	0- 3	0- 1	AWAY	1- 3	1- 3			
2- 2	0- 0	0- 2	NEUTRAL	1- 0	1- 0			
5- 7	0- 3	0- 1	NON-CONFERENCE	1- 1	4- 2			
4- 2	0- 1	0- 0	HOME	1- 1	3- 0			
0- 4	0- 2	0- 0	AWAY	0- 0	0- 2			
1- 1	0- 0	0- 1	NEUTRAL	0- 0	1- 0			
9- 9	1- 1	0- 3	CONFERENCE	6- 3	2- 2			
6- 2	1- 0	0- 1	HOME	4- 0	1- 1			
2- 6	0- 1	0- 1	AWAY	1- 3	1- 1			
1- 1	0- 0	0- 1	NEUTRAL	1- 0	0- 0			
RPI S Opponent Score	RPI 1-50	RPI S Opponent Score	RPI 51-100	RPI S Opponent Score	RPI 101-200 Team's RPI: 186	RPI S Opponent Score	RPI 201+	
23 H Mi chi gan St.	69 98	72 N Mi ami (Fl a.)	54 80	134 A III. -Chi cago	68 81	222 H North Dakota St.	60 55	
24 A Washi ngton	54 87	78 A Butler	66 72	134 H III. -Chi cago	90 84	235 A Illinois St.	51 59	
39 A Wi sconsi n	62 82	78 H Butler	57 63	134 N III. -Chi cago	76 66	241 H Montana St.	75 73	
47 A Wi s. -Mi l waukee	60 80	78 N Butler	51 73	137 A Loyol a (III.)	72 66	245 A Cl evel and St.	76 72	
47 H Wi s. -Mi l waukee	84 77			137 H Loyol a (III.)	69 59	245 H Cl evel and St.	63 66	
				141 H Fai rl ei gh	64 68	279 N UNC Greensboro	71 48	
				Di cki nson		303 A Youngstown St.	70 95	
				166 H UC Ir vi ne	77 65	303 H Youngstown St.	80 58	
				171 A Detroi t	57 60	305 H Eastern Mich.	73 69	
				171 H Detroi t	45 42	315 A Central Mich.	62 67	
				178 A Wri ght St.	49 59			
				178 H Wri ght St.	57 44			
LAST 10 Div sion I GAMES:								
		78 N Butler	51 73	303 H Youngstown St.	80 58			
		134 N III. -Chi cago	76 66	137 H Loyol a (III.)	69 59			
		245 A Cl evel and St.	76 72	178 A Wri ght St.	49 59			
		141 H Fai rl ei gh Di cki nson	64 68	78 A Butler	66 72			
		78 H Butler	57 63	171 H Detroi t	45 42			

Non-Div I Games: Northern Mich. 106 58

Wis.-Green Bay

Wis.-Green Bay

Wis.-Green Bay

Average RPI Win: 168		WON-LOST	WINNING	LAST 10	STRENGTH OF	OPP. STRENGTH	TEAM	CONF.
Average RPI Loss: 87		RECORD	PCT. RANK	GAMES	SCHEDULE	OF SCHEDULE	RPI	RPI
DIV. I ONLY		21- 9	42	6- 4	76	121	47	15
DIV. I NON-CONF.		7- 5	113	1- 2	14	27	42	15
<hr/>								
TOTALS		RPI 1-50	RPI 51-100	W-L RECORDS	RPI 101-200	RPI 201+		
21- 9		1- 4	3- 1	OVERALL	11- 4	6- 0		
12- 2		0- 1	2- 0	HOME	7- 1	3- 0		
8- 6		0- 2	1- 1	AWAY	4- 3	3- 0		
1- 1		1- 1	0- 0	NEUTRAL	0- 0	0- 0		
7- 5		1- 4	1- 0	NON-CONFERENCE	3- 1	2- 0		
3- 1		0- 1	0- 0	HOME	2- 0	1- 0		
3- 3		0- 2	1- 0	AWAY	1- 1	1- 0		
1- 1		1- 1	0- 0	NEUTRAL	0- 0	0- 0		
14- 4		0- 0	2- 1	CONFERENCE	8- 3	4- 0		
9- 1		0- 0	2- 0	HOME	5- 1	2- 0		
5- 3		0- 0	0- 1	AWAY	3- 2	2- 0		
0- 0		0- 0	0- 0	NEUTRAL	0- 0	0- 0		
<hr/>								
RPI 1-50		Team's RPI: 47		RPI 51-100		RPI 101-200		RPI 201+
RPI S	Opponent	Score	RPI S	Opponent	Score	RPI S	Opponent	Score
3	A Memphi s	52 79	57	A Montana	78 74	103	H St. Loui s	82 71
5	N Flori da	60 82	78	A Butler	60 63	105	H Hawai i	58 52
20	N Okl ahoma	82 74	78	H Butler	64 59	134	A III . -Chi cago	68 45
22	H Mi ssouri St.	63 72	78	H Butler	87 71	134	H III . -Chi cago	86 94
39	A Wi sconsi n	68 74				136	A Tennessee Tech	67 72
						137	A Loyol a (III .)	68 57
						137	H Loyol a (III .)	78 75
						137	H Loyol a (III .)	80 66
						171	A Detroi t	72 71
						171	H Detroi t	76 57
						173	A Wyomi ng	84 69
						178	A Wright St.	54 59
						178	H Wright St.	61 54
						186	A Wi s. -Green Bay	77 84
						186	H Wi s. -Green Bay	80 60
<hr/>								
LAST 10 Divi si on I GAMES:								
5 N Flori da 60 82			22 H Mi ssouri St. 63 72					
20 N Okl ahoma 82 74			134 H III . -Chi cago 86 94					
78 H Butler 87 71			245 A Cl evel and St. 86 57					
137 H Loyol a (III .) 80 66			303 H Youngstown St. 98 57					
171 H Detroi t 76 57			78 A Butler 60 63					

Non-Div I Games: Upper Iowa 93 64

Wis.-Milwaukee

Loss, Non-Conf, S Site, H Home A Away N Neutral

W
i
s
c
o
n
s
i
n

Through Games Of Final 2006															
Average RPI Win: 97		WON-LOST RECORD		WINNING PCT. RANK		LAST 10 GAMES		STRENGTH OF SCHEDULE		OPP. STRENGTH OF SCHEDULE		TEAM RPI		CONF. RPI	
Average RPI Loss: 64															
DIV. I ONLY		19- 12		89		4- 6		15		16		39		2	
DIV. I NON-CONF.		10- 4		68		0- 1		39		57		31		3	

TOTALS		RPI 1-50		RPI 51-100		W-L RECORDS		RPI 101-200		RPI 201+					
19- 12		7- 8		4- 1		OVERALL		6- 2		2- 1					
14- 2		7- 1		2- 0		HOME		4- 0		1- 1					
2- 8		0- 5		1- 1		AWAY		1- 2		0- 0					
3- 2		0- 2		1- 0		NEUTRAL		1- 0		1- 0					
10- 4		3- 2		2- 1		NON-CONFERENCE		3- 0		2- 1					
7- 1		3- 0		1- 0		HOME		2- 0		1- 1					
0- 2		0- 1		0- 1		AWAY		0- 0		0- 0					
3- 1		0- 1		1- 0		NEUTRAL		1- 0		1- 0					
9- 8		4- 6		2- 0		CONFERENCE		3- 2		0- 0					
7- 1		4- 1		1- 0		HOME		2- 0		0- 0					
2- 6		0- 4		1- 0		AWAY		1- 2		0- 0					
0- 1		0- 1		0- 0		NEUTRAL		0- 0		0- 0					

RPI 1-50		Team's RPI: 39		RPI 51-100		RPI 101-200		RPI 201+							
RPI S	Opponent	Score		RPI S	Opponent	Score		RPI S	Opponent	Score		RPI S	Opponent	Score	
9	A Ohio St.	67	77	52	N Old Domi ni on	84	81	109	A Northwestern	51	62	222	H North Dakota St.	55	62
9	H Ohio St.	78	73	74	H Loui si ana Tech	78	52	109	H Northwestern	68	52	249	H Pepperdi ne	71	55
12	A Iowa	44	59	83	A Mi nnesota	64	62	118	A Penn St.	82	62	253	N Norfol k St.	80	51
12	H Iowa	66	52	83	H Mi nnesota	80	74	118	H Penn St.	72	43				
13	A Pi ttsburgh	64	73	89	A Wake Forest	88	91	120	H Coastal Caro.	92	54				
16	H Illi noi s	51	66					179	A Purdue	62	70				
21	N Ari zona	75	94					186	H Wi s. -Green Bay	82	62				
23	A Mi chi gan St.	65	74					194	N Eastern Ky.	95	89				
23	H Mi chi gan St.	82	63												
31	H UNC Wi l mi ngton	54	51												
34	H Indi ana	72	54												
34	N Indi ana	56	61												
40	H Marquette	77	63												
42	A Mi chi gan	76	85												
47	H Wi s. -Mi l waukee	74	68												

LAST 10 Div															
sion I GAMES:															
21 N Ari zona 75 94 109 A Northwestern 51 62															
34 N Indi ana 56 61 9 H Ohio St. 78 73															
12 A Iowa 44 59 118 A Penn St. 82 62															
23 A Mi chi gan St. 65 74 34 H Indi ana 72 54															
83 H Mi nnesota 80 74 179 A Purdue 62 70															

W
i
s
c
o
n
s
i
n

Non-Di v I Games:

Loss, Non-Conf, S Site, H Home A Away N Neutral

Page 331

Wi sconsi n

Non-Di v I Games:

Wi sconsi n

Loss, Non-Conf,S Site, H Home A Away N Neutral

Average RPI Win: 213
Average RPI Loss: 169

WON-LOST
RECORD

WINNING
PCT. RANK

LAST 10
GAMES

STRENGTH OF
SCHEDULE

OPP. STRENGTH
OF SCHEDULE

TEAM
RPI

CONF.
RPI

DIV. I ONLY
DIV. I NON-CONF.

7- 18
1- 8

291
307

5- 5
0- 0

235
242

208
17

287
305

24
22

TOTALS

RPI 1-50

RPI 51-100

W-L RECORDS

RPI 101-200

RPI 201+

7- 18

0- 2

1- 4

OVERALL

2- 6

4- 6

4- 5

0- 0

1- 0

HOME

1- 2

2- 3

2- 12

0- 2

0- 4

AWAY

0- 4

2- 2

1- 1

0- 0

0- 0

NEUTRAL

1- 0

0- 1

1- 8

0- 2

0- 3

NON-CONFERENCE

1- 1

0- 2

0- 1

0- 0

0- 0

HOME

0- 0

0- 1

0- 7

0- 2

0- 3

AWAY

0- 1

0- 1

1- 0

0- 0

0- 0

NEUTRAL

1- 0

0- 0

6- 10

0- 0

1- 1

CONFERENCE

1- 5

4- 4

4- 4

0- 0

1- 0

HOME

1- 2

2- 2

2- 5

0- 0

0- 1

AWAY

0- 3

2- 1

0- 1

0- 0

0- 0

NEUTRAL

0- 0

0- 1

RPI	S	Opponent	Score
28	A	West Virginia	41 61
36	A	South Carolina	43 73

RPI	S	Opponent	Score
72	A	Miami (Fla.)	40 71
79	A	Clemson	60 62
90	A	Notre Dame	71 74
92	A	Davidson	62 80
92	H	Davidson	84 71

RPI	S	Opponent	Score
141	N	Fairleigh Dickinson	73 62
160	A	Ga. Southern	75 91
160	H	Ga. Southern	78 62
168	A	Chattanooga	71 82
172	H	Elon	61 64
179	A	Purdue	75 82
189	A	Col. of Charleston	64 69
189	H	Col. of Charleston	58 66

RPI	S	Opponent	Score
220	A	Furman	59 67
220	H	Furman	52 83
234	A	Appalachian St.	60 59
234	N	Appalachian St.	65 66
264	H	Western Caro.	76 57
279	H	UNC Greensboro	84 78
300	A	East Caro.	68 70
300	H	East Caro.	62 66
320	A	Citadel	67 52
320	H	Citadel	80 84

LAST 10 Division I GAMES:

234	N	Appalachian St.	65 66
320	H	Citadel	80 84
189	A	Col. of Charleston	64 69
160	H	Ga. Southern	78 62
220	A	Furman	59 67
92	H	Davidson	84 71
168	A	Chattanooga	71 82
234	A	Appalachian St.	60 59
279	H	UNC Greensboro	84 78
264	H	Western Caro.	76 57

Non-Div I Games: King (Tenn.) 60 40 Toccoa Falls 81 15 Union (Ky.) 86 56 Virginia-Wisconsin 91 46

Loss, Non-Conf, S Site, H Home A Away N Neutral

Average RPI Win: 188

Average RPI Loss: 137

WON-LOST
RECORDWINNING
PCT. RANKLAST 10
GAMESSTRENGTH OF
SCHEDULEOPP. STRENGTH
OF SCHEDULETEAM
RPICONF.
RPI

DIV. I ONLY

12- 15

196

5- 5

168

179

178

15

DIV. I NON-CONF.

4- 6

204

1- 0

144

265

182

15

TOTALS

RPI 1-50

RPI 51-100

W-L RECORDS

RPI 101-200

RPI 201+

12- 15

1- 1

2- 3

OVERALL

4- 9

5- 2

9- 3

1- 0

2- 0

HOME

4- 1

2- 2

3- 12

0- 1

0- 3

AWAY

0- 8

3- 0

0- 0

0- 0

0- 0

NEUTRAL

0- 0

0- 0

4- 6

0- 0

1- 2

NON-CONFERENCE

1- 3

2- 1

3- 1

0- 0

1- 0

HOME

1- 0

1- 1

1- 5

0- 0

0- 2

AWAY

0- 3

1- 0

0- 0

0- 0

0- 0

NEUTRAL

0- 0

0- 0

8- 9

1- 1

1- 1

CONFERENCE

3- 6

3- 1

6- 2

1- 0

1- 0

HOME

3- 1

1- 1

2- 7

0- 1

0- 1

AWAY

0- 5

2- 0

0- 0

0- 0

0- 0

NEUTRAL

0- 0

0- 0

RPI 1-50

RPI 51-100

RPI 101-200

Team's RPI: 178

RPI 201+

RPI	S	Opponent	Score
47	A	Wis.-Milwaukee	54 61
47	H	Wis.-Milwaukee	59 54

RPI	S	Opponent	Score
66	A	Akron	44 72
78	A	Butler	62 70
78	H	Butler	86 83
85	A	Miami (Ohio)	46 54
88	H	Northeastern	72 65

RPI	S	Opponent	Score
115	A	Belmont	80 86
115	H	Belmont	87 79
126	A	Northern Ill.	42 62
134	A	Ill.-Chicago	66 69
134	A	Ill.-Chicago	64 77
134	H	Ill.-Chicago	57 62
137	A	Loyola (Ill.)	63 76
137	H	Loyola (Ill.)	77 63
145	A	Tolledo	53 64
171	A	Detroit	66 70
171	H	Detroit	69 58
186	A	Wis.-Green Bay	44 57
186	H	Wis.-Green Bay	59 49

RPI	S	Opponent	Score
245	A	Cleveland St.	58 55
245	H	Cleveland St.	56 63
254	H	Ball St.	50 71
256	A	Bowling Green	70 51
303	A	Youngstown St.	64 60
303	H	Youngstown St.	81 67
330	H	Tex.-Pan American	63 53

LAST 10 Division I GAMES:

134	A	Ill.-Chicago	64 77	78	H	Butler	86 83
134	A	Ill.-Chicago	66 69	171	A	Detroit	66 70
137	A	Loyola (Ill.)	63 76	186	H	Wis.-Green Bay	59 49
256	A	Bowling Green	70 51	47	H	Wis.-Milwaukee	59 54
245	H	Cleveland St.	56 63	303	H	Youngstown St.	81 67

Non-Div I Games: Kenyon

88 47

Wright St.

Average RPI Win: 200
Average RPI Loss: 102

WON-LOST
RECORD

WINNING
PCT. RANK

LAST 10
GAMES

STRENGTH OF
SCHEDULE

OPP. STRENGTH
OF SCHEDULE

TEAM
RPI

CONF.
RPI

DIV. I ONLY	13- 18	226	3- 7	89	135	173	9
DIV. I NON-CONF.	6- 6	151	0- 0	187	239	161	11

TOTALS	RPI 1-50	RPI 51-100	W-L RECORDS	RPI 101-200	RPI 201+
13- 18	0- 3	3- 8	OVERALL	3- 6	7- 1
8- 8	0- 3	2- 3	HOME	1- 2	5- 0
2- 9	0- 0	0- 4	AWAY	1- 4	1- 1
3- 1	0- 0	1- 1	NEUTRAL	1- 0	1- 0
6- 6	0- 3	1- 0	NON-CONFERENCE	0- 2	5- 1
5- 3	0- 3	1- 0	HOME	0- 0	4- 0
0- 3	0- 0	0- 0	AWAY	0- 2	0- 1
1- 0	0- 0	0- 0	NEUTRAL	0- 0	1- 0
7- 12	0- 0	2- 8	CONFERENCE	3- 4	2- 0
3- 5	0- 0	1- 3	HOME	1- 2	1- 0
2- 6	0- 0	0- 4	AWAY	1- 2	1- 0
2- 1	0- 0	1- 1	NEUTRAL	1- 0	0- 0

RPI S Opponent Score

31 H UNC Wilmington 59 62

37 H Southern Ill. 53 57

47 H Wis.-Milwaukee 69 84

RPI S Opponent Score

55 A Air Force 61 62

55 H Air Force 55 50

55 N Air Force 57 55

61 A San Diego St. 72 91

61 H San Diego St. 77 78

61 N San Diego St. 64 69

71 A Brigham Young 67 80

71 H Brigham Young 68 74

93 A UNLV 54 66

93 H UNLV 77 88

99 H Charlotte 87 78

LAST 10 Division I GAMES:

61 N San Diego St.	64 69	153 H Colorado St.	78 80
165 N Utah	60 47	71 H Brigham Young	68 74
55 N Air Force	57 55	124 A New Mexico	45 47
165 A Utah	70 79	55 A Air Force	61 62
61 A San Diego St.	72 91	288 H TCU	67 65

RPI S Opponent Score

124 A New Mexico 45 47

124 H New Mexico 77 70

153 A Colorado St. 72 67

153 H Colorado St. 78 80

165 A Utah 70 79

165 H Utah 63 71

165 N Utah 60 47

167 A Washington St. 47 63

175 A Denver 64 69

RPI S Opponent Score

202 A Princeton 50 59

241 N Montana St. 80 67

266 H Weber St. 58 48

269 H Southern Methodist 75 69

272 H Alabama St. 69 54

288 A TCU 68 64

288 H TCU 67 65

328 H Northern Colo. 83 70

Wyoming

Wyoming

Non-Div I Games: UC-Colo. Spgs. 105 67

Wyoming

Loss, Non-Conf, S Site, H Home A Away N Neutral

Average RPI Win: 166		WON-LOST	WINNING	LAST 10	STRENGTH OF	OPP. STRENGTH	TEAM	CONF.
Average RPI Loss: 78		RECORD	PCT. RANK	GAMES	SCHEDULE	OF SCHEDULE	RPI	RPI
DIV. I ONLY	21- 11	61	6- 4	98	92	82	11	
DIV. I NON-CONF.	9- 3	51	0- 1	90	135	46	8	
TOTALS	RPI 1-50	RPI 51-100	W-L RECORDS	RPI 101-200	RPI 201+			
21- 11	3- 5	3- 1	OVERALL	8- 5	7- 0			
15- 4	2- 2	1- 0	HOME	6- 2	6- 0			
5- 5	1- 1	2- 1	AWAY	1- 3	1- 0			
1- 2	0- 2	0- 0	NEUTRAL	1- 0	0- 0			
9- 3	1- 3	1- 0	NON-CONFERENCE	3- 0	4- 0			
7- 0	1- 0	0- 0	HOME	2- 0	4- 0			
1- 1	0- 1	1- 0	AWAY	0- 0	0- 0			
1- 2	0- 2	0- 0	NEUTRAL	1- 0	0- 0			
12- 8	2- 2	2- 1	CONFERENCE	5- 5	3- 0			
8- 4	1- 2	1- 0	HOME	4- 2	2- 0			
4- 4	1- 0	1- 1	AWAY	1- 3	1- 0			
0- 0	0- 0	0- 0	NEUTRAL	0- 0	0- 0			
RPI S Opponent Score	RPI 1-50	RPI 51-100 Team's RPI: 82	RPI S Opponent Score	RPI 101-200	RPI S Opponent Score	RPI 201+	RPI S Opponent Score	
11 N Gonzaga 75 79			81 A Temple 79 81	103 A St. Louis 47 61	205 A Richmond 63 51			
16 N Illinois 62 65			85 A Miami (Ohio) 75 65	103 H St. Louis 54 59	215 H Coppin St. 81 56			
33 H George Washington 85 89			99 A Charlotte 78 65	104 H La Salle 70 79	244 H Troy 78 54			
43 H Cincinnati 73 71			99 H Charlotte 59 55	128 A Massachusetts 56 65	251 H Florida A&M 79 51			
46 A Creighton 59 61				128 H Massachusetts 75 66	290 H St. Bonaventure 99 71			
48 A St. Joseph's 62 58				130 H Southern U. 73 56	308 H Duquesne 91 70			
48 H St. Joseph's 58 68				133 H Fordham 84 64	309 H Eastern Ill. 80 35			
48 H St. Joseph's 62 61				133 H Fordham 70 59				
				152 A Rhode Island 85 76				
				179 N Purdue 74 55				
				184 A Dayton 62 66				
				184 H Dayton 60 55				
				194 H Eastern Ky. 82 63				
LAST 10 Division I GAMES:								
11 N Gonzaga 75 79			128 A Massachusetts 56 65					
48 H St. Joseph's 62 61			48 H St. Joseph's 58 68					
133 H Fordham 70 59			152 A Rhode Island 85 76					
99 H Charlotte 59 55			184 A Dayton 62 66					
128 H Massachusetts 75 66			308 H Duquesne 91 70					

Non-Div I Games:

Xavier

X
a
v
i
e
r

X
a
v
i
e
r

Average RPI Win:	252	WON-LOST	WINNING	LAST 10	STRENGTH OF	OPP. STRENGTH	TEAM	CONF.
Average RPI Loss:	175	RECORD	PCT. RANK	GAMES	SCHEDULE	OF SCHEDULE	RPI	RPI

DIV. I ONLY	15- 14	151	4- 6	286	267	197	25
DIV. I NON-CONF.	8- 7	148	0- 0	268	276	190	23

TOTALS	RPI 1-50	RPI 51-100	W-L RECORDS	RPI 101-200	RPI 201+
15- 14	0- 2	1- 2	OVERALL	0- 2	14- 8
8- 3	0- 0	0- 1	HOME	0- 0	8- 2
4- 10	0- 2	0- 1	AWAY	0- 2	4- 5
3- 1	0- 0	1- 0	NEUTRAL	0- 0	2- 1
8- 7	0- 2	1- 0	NON-CONFERENCE	0- 2	7- 3
3- 1	0- 0	0- 0	HOME	0- 0	3- 1
2- 5	0- 2	0- 0	AWAY	0- 2	2- 1
3- 1	0- 0	1- 0	NEUTRAL	0- 0	2- 1
7- 7	0- 0	0- 2	CONFERENCE	0- 0	7- 5
5- 2	0- 0	0- 1	HOME	0- 0	5- 1
2- 5	0- 0	0- 1	AWAY	0- 0	2- 4
0- 0	0- 0	0- 0	NEUTRAL	0- 0	0- 0

RPI S	Opponent	Score
32 A	Kansas	46 87
38 A	Bucknell	60 87

RPI S	Opponent	Score
74 N	Louisiana Tech	69 68
94 A	Penn	52 74
94 H	Penn	55 57

RPI S	Opponent	Score
101 A	Nebraska	64 73
106 A	Providence	63 76

RPI S	Opponent	Score
202 A	Princeton	49 66
202 H	Princeton	45 56
203 A	American	71 59
207 A	Cornell	64 68
207 H	Cornell	74 65
210 A	Harvard	77 66
210 H	Harvard	82 74
221 A	Rice	70 67
229 H	Wagner	69 73
261 H	Sacred Heart	72 67
268 A	Hartford	60 76
275 A	Brown	62 67
275 H	Brown	75 61
284 H	Hampton	71 52
289 A	Columbia	71 65
289 H	Columbia	74 67
295 N	James Madison	69 79
299 H	Navy	73 70
311 A	Dartmouth	64 72
311 H	Dartmouth	72 55
314 N	Longwood	70 67
333 N	Savannah St.	96 67

LAST 10 Division I GAMES:

202 H	Princeton	45 56	311 A	Dartmouth	64 72
94 H	Penn	55 57	207 H	Cornell	74 65
289 A	Columbia	71 65	289 H	Columbia	74 67
207 A	Cornell	64 68	94 A	Penn	52 74
210 A	Harvard	77 66	202 A	Princeton	49 66

Average RPI Win: 208
Average RPI Loss: 166

WON-LOST
RECORD

WINNING
PCT. RANK

LAST 10
GAMES

STRENGTH OF
SCHEDULE

OPP. STRENGTH
OF SCHEDULE

TEAM
RPI

CONF.
RPI

DIV. I ONLY	6- 21	305	1- 9	265	170	303	15
DIV. I NON-CONF.	2- 8	285	0- 1	328	248	328	15

TOTALS	RPI 1-50	RPI 51-100	W-L RECORDS	RPI 101-200	RPI 201+
6- 21	0- 2	1- 3	OVERALL	2- 10	3- 6
4- 7	0- 1	1- 1	HOME	1- 4	2- 1
2- 14	0- 1	0- 2	AWAY	1- 6	1- 5
0- 0	0- 0	0- 0	NEUTRAL	0- 0	0- 0
2- 8	0- 0	0- 2	NON-CONFERENCE	0- 1	2- 5
2- 1	0- 0	0- 1	HOME	0- 0	2- 0
0- 7	0- 0	0- 1	AWAY	0- 1	0- 5
0- 0	0- 0	0- 0	NEUTRAL	0- 0	0- 0
4- 13	0- 2	1- 1	CONFERENCE	2- 9	1- 1
2- 6	0- 1	1- 0	HOME	1- 4	0- 1
2- 7	0- 1	0- 1	AWAY	1- 5	1- 0
0- 0	0- 0	0- 0	NEUTRAL	0- 0	0- 0

RPI 1-50				RPI 51-100				RPI 101-200				RPI 201+				Team's RPI : 303	
RPI	S	Opponent	Score	RPI	S	Opponent	Score	RPI	S	Opponent	Score	RPI	S	Opponent	Score		
47	A	Wis. -Milwaukee	57 98	53	H	Kent St.	69 77	121	A	Siena	67 75	233	A	Marshall	70 73		
47	H	Wis. -Milwaukee	70 78	66	A	Akron	62 67	134	A	Ill. -Chicago	84 85	245	A	Cleveland St.	68 63		
				78	A	Butler	64 72	134	H	Ill. -Chicago	63 70	245	H	Cleveland St.	50 63		
				78	H	Butler	64 62	137	A	Loyola (Ill.)	84 76	252	A	Canisius	68 75		
								137	A	Loyola (Ill.)	61 76	290	A	St. Bonaventure	58 66		
								137	H	Loyola (Ill.)	84 87	295	H	James Madison	72 65		
								171	A	Detroit	63 68	305	A	Eastern Mich.	71 77		
								171	H	Detroit	54 65	308	H	Duquesne	72 51		
								178	A	Wright St.	67 81	323	A	St. Francis (Pa.)	58 71		
								178	H	Wright St.	60 64						
								186	A	Wis. -Green Bay	58 80						
								186	H	Wis. -Green Bay	95 70						
LAST 10 Division I GAMES:																	
137	A	Loyola (Ill.)	61 76	186	A	Wis. -Green Bay	58 80										
137	H	Loyola (Ill.)	84 87	47	A	Wis. -Milwaukee	57 98										
78	A	Butler	64 72	134	H	Ill. -Chicago	63 70										
252	A	Canisius	68 75	178	A	Wright St.	67 81										
171	H	Detroit	54 65	245	A	Cleveland St.	68 63										

Non-Div I Games: Slippery Rock 95 53

Youngstown St.

Loss, Non-Conf, S Site, H Home A Away N Neutral