

Nebraska

Through Games Of Final 2005 RPI

Average RPI Win: 59		WON-LOST RECORD		WINNING PCT. RANK		LAST 10 GAMES		STRENGTH OF SCHEDULE		OPP. STRENGTH OF SCHEDULE		TEAM RPI		ADJ RPI		CONF. RPI		ADJ CONF. RPI	
Average RPI Loss: 11																			
DIV. I ONLY		33- 2		.94286 3		8- 2		3		3		1		.74907 1		3		3	
DIV. I NON-CONF.		14- 1		.93333 5		5- 1		3		1		1		.77874 1		2		2	
TOTALS		RPI 1-50		RPI 51-100		W-L RECORDS		RPI 101-158		RPI 159-999		RPI 150+							
33- 2		17- 2		8- 0		OVERALL		7- 0		1- 0		1- 0							
18- 0		9- 0		4- 0		HOME		4- 0		1- 0		1- 0							
11- 1		5- 1		3- 0		AWAY		3- 0		0- 0		0- 0							
4- 1		3- 1		1- 0		NEUTRAL		0- 0		0- 0		0- 0							
14- 1		10- 1		2- 0		NON-CONFERENCE		1- 0		1- 0		1- 0							
8- 0		5- 0		1- 0		HOME		1- 0		1- 0		1- 0							
2- 0		2- 0		0- 0		AWAY		0- 0		0- 0		0- 0							
4- 1		3- 1		1- 0		NEUTRAL		0- 0		0- 0		0- 0							
19- 1		7- 1		6- 0		CONFERENCE		6- 0		0- 0		0- 0							
10- 0		4- 0		3- 0		HOME		3- 0		0- 0		0- 0							
9- 1		3- 1		3- 0		AWAY		3- 0		0- 0		0- 0							
0- 0		0- 0		0- 0		NEUTRAL		0- 0		0- 0		0- 0							
RPI S	Opponent	Score		RPI S	Opponent	Score		RPI S	Opponent	Score		RPI S	Opponent	Score					
2 H	Penn St.	3	0	58 N	Michigan	3	0	110 A	Baylor	3	0	188 H	Alabama A&M	3	0				
3 N	Washington	0	3	59 A	Texas A&M	3	0	110 H	Baylor	3	0								
4 N	Florida	3	0	59 H	Texas A&M	3	0	124 H	Creighton	3	0								
8 A	Missouri	3	1	65 A	Kansas	3	1	125 A	Texas Tech	3	0								
8 H	Missouri	3	2	65 H	Kansas	3	0	125 H	Texas Tech	3	0								
9 N	Santa Clara	3	0	69 A	Iowa St.	3	0	147 A	Oklahoma	3	1								
10 H	Stanford	3	0	69 H	Iowa St.	3	0	147 H	Oklahoma	3	0								
14 H	Hawaii	3	0	90 H	Pacific	3	0												
17 A	Ohio St.	3	0																
19 A	Texas	2	3																
19 H	Texas	3	0																
20 A	Minnesota	3	2																
21 N	UCLA	3	0																
27 A	Kansas St.	3	0																
27 H	Kansas St.	3	1																
32 H	Duke	3	0																
33 H	Pepperdine	3	1																
45 A	Colorado	3	0																
45 H	Colorado	3	0																
				LAST 10 GAMES															
3 N	Washington	0	3	188 H	Alabama A&M	3	0												
9 N	Santa Clara	3	0	19 A	Texas	2	3												
4 N	Florida	3	0	45 H	Colorado	3	0												
21 N	UCLA	3	0	27 H	Kansas St.	3	1												
32 H	Duke	3	0	110 A	Baylor	3	0												

Non-Div. I Games:

Nebraska

Average RPI Win:		60	WON-LOST RECORD		WINNING PCT. RANK	LAST 10 GAMES		STRENGTH OF SCHEDULE		OPP. STRENGTH OF SCHEDULE	TEAM RPI	ADJ RPI	CONF. RPI	ADJ CONF. RPI
Average RPI Loss:		6												
DIV. I ONLY			31-3		.91176	7		4		1	2	.73663	2	1
DIV. I NON-CONF.			11-3		.78571	47		5		3	6	.70357	8	1
TOTALS		RPI 1-50	RPI 51-100		W-L RECORDS		RPI 101-158		RPI 159-999		RPI 150+			
31-3		15-3	9-0		OVERALL		7-0		0-0		0-0			
15-1		6-1	4-0		HOME		5-0		0-0		0-0			
11-1		6-1	3-0		AWAY		2-0		0-0		0-0			
5-1		3-1	2-0		NEUTRAL		0-0		0-0		0-0			
11-3		5-3	3-0		NON-CONFERENCE		3-0		0-0		0-0			
5-1		1-1	1-0		HOME		3-0		0-0		0-0			
1-1		1-1	0-0		AWAY		0-0		0-0		0-0			
5-1		3-1	2-0		NEUTRAL		0-0		0-0		0-0			
20-0		10-0	6-0		CONFERENCE		4-0		0-0		0-0			
10-0		5-0	3-0		HOME		2-0		0-0		0-0			
10-0		5-0	3-0		AWAY		2-0		0-0		0-0			
0-0		0-0	0-0		NEUTRAL		0-0		0-0		0-0			
RPI	S	Opponent	Score		RPI	S	Opponent	Score		RPI	S	Opponent	Score	
1	A	Nebraska	0	3	58	A	Michigan	3	0	109	H	Binghamton	3	0
7	H	Tennessee	1	3	58	H	Michigan	3	0	116	A	Iowa	3	0
10	N	Stanford	2	3	61	N	Western Mich.	3	0	116	H	Iowa	3	0
13	A	Wisconsin	3	0	70	A	Michigan St.	3	0	134	H	Seton Hall	3	0
13	H	Wisconsin	3	1	70	H	Michigan St.	3	0	140	A	Indiana	3	0
14	A	Hawaii	3	2	71	A	Illinois	3	0	140	H	Indiana	3	0
14	N	Hawaii	3	0	71	H	Illinois	3	0	145	H	Penn	3	0
16	A	Purdue	3	0	83	H	Long Island	3	0					
16	H	Purdue	3	2	90	N	Pacific	3	0					
17	A	Ohio St.	3	0										
17	H	Ohio St.	3	0										
18	N	Southern California	3	1										
20	A	Minnesota	3	0										
20	H	Minnesota	3	0										
33	N	Pepperdine	3	0										
38	A	Northwestern	3	0										
38	H	Northwestern	3	0										
42	H	Marshall	3	0										
LAST 10 GAMES														
109	H	Binghamton	3	0	116	H	Iowa	3	0					
7	H	Tennessee	1	3	20	H	Minnesota	3	0					
83	H	Long Island	3	0	71	A	Illinois	3	0					
58	A	Michigan	3	0	16	A	Purdue	3	0					
70	A	Michigan St.	3	0	140	A	Indiana	3	0					

Non-Div. I Games:

Penn St.

Washington

Through Games Of Final 2005 RPI

Average RPI Win:		96	WON-LOST RECORD		WINNING PCT. RANK		LAST 10 GAMES		STRENGTH OF SCHEDULE		OPP. STRENGTH OF SCHEDULE		TEAM RPI		ADJ RPI		CONF. RPI		ADJ CONF. RPI			
Average RPI Loss:		21																				
DIV. I ONLY			32- 1		.9697		2		9- 1		27		19		5		.72164		3			
DIV. I NON-CONF.			15- 0		1		1		6- 0		41		44		7		.70576		6			
TOTALS		RPI 1-50		RPI 51-100		W-L RECORDS		RPI 101-158		RPI 159-999		RPI 150+										
32- 1		16- 1		2- 0		OVERALL		6- 0		8- 0		8- 0										
11- 0		5- 0		1- 0		HOME		3- 0		2- 0		2- 0										
13- 1		7- 1		1- 0		AWAY		2- 0		3- 0		3- 0										
8- 0		4- 0		0- 0		NEUTRAL		1- 0		3- 0		3- 0										
15- 0		7- 0		0- 0		NON-CONFERENCE		2- 0		6- 0		6- 0										
2- 0		0- 0		0- 0		HOME		1- 0		1- 0		1- 0										
5- 0		3- 0		0- 0		AWAY		0- 0		2- 0		2- 0										
8- 0		4- 0		0- 0		NEUTRAL		1- 0		3- 0		3- 0										
17- 1		9- 1		2- 0		CONFERENCE		4- 0		2- 0		2- 0										
9- 0		5- 0		1- 0		HOME		2- 0		1- 0		1- 0										
8- 1		4- 1		1- 0		AWAY		2- 0		1- 0		1- 0										
0- 0		0- 0		0- 0		NEUTRAL		0- 0		0- 0		0- 0										
RPI	S	Opponent		Score		RPI	S	Opponent		Score		RPI	S	Opponent		Score						
1	N	Nebraska		3	0	97	A	Oregon St.		3	0	126	H	Montana St.		3	0	176	N	Sam Houston St.	3	0
6	A	Arizona		3	2	97	H	Oregon St.		3	0	143	A	Arizona St.		3	0	189	A	Washington St.	3	0
6	H	Arizona		3	0							143	H	Arizona St.		3	0	189	H	Washington St.	3	0
7	N	Tennessee		3	0							144	A	Oregon		3	0	201	A	Portland	3	0
10	A	Stanford		3	1							144	H	Oregon		3	0	223	N	Davidson	3	0
10	H	Stanford		3	0							148	N	Siena		3	0	228	N	Wis.-Green Bay	3	0
13	N	Wisconsin		3	0													292	A	North Dakota St.	3	0
14	A	Hawaii		3	0													293	H	Gardner-Webb	3	0
14	A	Hawaii		3	0																	
16	N	Purdue		3	0																	
18	A	Southern California		3	0																	
18	H	Southern California		3	0																	
21	A	UCLA		2	3																	
21	H	UCLA		3	0																	
29	A	California		3	2																	
29	H	California		3	2																	
41	A	Colorado St.		3	0																	
LAST 10 GAMES																						
1	N	Nebraska		3	0	148	N	Siena		3	0											
7	N	Tennessee		3	0	189	H	Washington St.		3	0											
13	N	Wisconsin		3	0	144	H	Oregon		3	0											
16	N	Purdue		3	0	97	H	Oregon St.		3	0											
41	A	Colorado St.		3	0	21	A	UCLA		2	3											

Non-Div. I Games:

Washington

Average RPI Win:		81	WON-LOST RECORD		WINNING PCT. RANK		LAST 10 GAMES		STRENGTH OF SCHEDULE		OPP. STRENGTH OF SCHEDULE		TEAM RPI	ADJ RPI	CONF. RPI	ADJ CONF. RPI	
Average RPI Loss:		6															
DIV. I ONLY			33- 3		.91667	5	9- 1		10		26		3	.70653	4	4	5
DIV. I NON-CONF.			15- 2		.88235	17	5- 1		7		15		3	.72274	3	4	4
TOTALS		RPI 1-50		RPI 51-100		W-L RECORDS		RPI 101-158		RPI 159-999		RPI 150+					
33- 3		13- 3		8- 0		OVERALL		9- 0		3- 0		4- 0					
18- 0		7- 0		5- 0		HOME		4- 0		2- 0		2- 0					
9- 1		2- 1		2- 0		AWAY		4- 0		1- 0		2- 0					
6- 2		4- 2		1- 0		NEUTRAL		1- 0		0- 0		0- 0					
15- 2		7- 2		4- 0		NON-CONFERENCE		3- 0		1- 0		1- 0					
10- 0		4- 0		3- 0		HOME		2- 0		1- 0		1- 0					
1- 0		0- 0		0- 0		AWAY		1- 0		0- 0		0- 0					
4- 2		3- 2		1- 0		NEUTRAL		0- 0		0- 0		0- 0					
18- 1		6- 1		4- 0		CONFERENCE		6- 0		2- 0		3- 0					
8- 0		3- 0		2- 0		HOME		2- 0		1- 0		1- 0					
8- 1		2- 1		2- 0		AWAY		3- 0		1- 0		2- 0					
2- 0		1- 0		0- 0		NEUTRAL		1- 0		0- 0		0- 0					
RPI	S	Opponent		Score		RPI	S	Opponent		Score		RPI	S	Opponent		Score	
1	N	Nebraska		0	3	54	H	Dayton		3	0	111	A	Mississippi St.		3	1
5	N	Louisville		3	0	59	N	Texas A&M		3	1	111	H	Mississippi St.		3	0
7	A	Tennessee		2	3	62	A	Kentucky		3	0	120	H	Florida St.		3	0
7	H	Tennessee		3	0	62	H	Kentucky		3	0	121	A	Denver		3	0
11	N	Notre Dame		0	3	68	A	South Carolina		3	0	123	A	Georgia		3	0
18	N	Southern California		3	2	68	H	South Carolina		3	0	123	H	Georgia		3	0
27	H	Kansas St.		3	0	73	H	Eastern Wash.		3	0	123	N	Georgia		3	0
30	H	Arkansas		3	0	82	H	IPFW		3	0	136	H	UC Irvine		3	0
30	N	Arkansas		3	2							157	A	Auburn		3	1
34	H	UC Santa Barb.		3	0												
35	H	LSU		3	0												
39	A	Alabama		3	0												
39	A	Alabama		3	0												
45	N	Colorado		3	0												
47	H	Fla. Atlantic		3	0												
48	H	Missouri St.		3	0												
						LAST 10 GAMES											
						47	H	Fla. Atlantic		3	0	45	N	Colorado		3	0
						1	N	Nebraska		0	3	39	A	Alabama		3	0
						5	N	Louisville		3	0	30	N	Arkansas		3	2
						27	H	Kansas St.		3	0	123	N	Georgia		3	0
						121	A	Denver		3	0	111	H	Mississippi St.		3	0

Non-Div. I Games:

Florida

Louisville

Through Games Of Final 2005 RPI

Average RPI Win:	88	WON-LOST	WINNING	LAST 10	STRENGTH OF	OPP. STRENGTH	TEAM	ADJ	CONF.	ADJ CONF.		
Average RPI Loss:	9	RECORD	PCT. RANK	GAMES	SCHEDULE	OF SCHEDULE	RPI	RPI	RPI	RPI		
DIV. I ONLY		31- 3	.91176	7	8- 2	8	47	4	.7008	5	6	6
DIV. I NON-CONF.		16- 1	.94118	3	4- 1	8	17	2	.73629	2	8	8
<hr/>												
TOTALS	RPI 1-50	RPI 51-100		W-L RECORDS		RPI 101-158		RPI 159-999		RPI 150+		
31- 3	9- 3	12- 0		OVERALL		7- 0		3- 0		3- 0		
15- 1	6- 1	5- 0		HOME		4- 0		0- 0		0- 0		
10- 1	1- 1	4- 0		AWAY		2- 0		3- 0		3- 0		
6- 1	2- 1	3- 0		NEUTRAL		1- 0		0- 0		0- 0		
16- 1	6- 1	7- 0		NON-CONFERENCE		3- 0		0- 0		0- 0		
7- 0	4- 0	1- 0		HOME		2- 0		0- 0		0- 0		
3- 0	0- 0	3- 0		AWAY		0- 0		0- 0		0- 0		
6- 1	2- 1	3- 0		NEUTRAL		1- 0		0- 0		0- 0		
15- 2	3- 2	5- 0		CONFERENCE		4- 0		3- 0		3- 0		
8- 1	2- 1	4- 0		HOME		2- 0		0- 0		0- 0		
7- 1	1- 1	1- 0		AWAY		2- 0		3- 0		3- 0		
0- 0	0- 0	0- 0		NEUTRAL		0- 0		0- 0		0- 0		
<hr/>												
RPI S	Opponent	Score		RPI S	Opponent	Score		RPI S	Opponent	Score		
4 N	Florida	0	3	62 H	Kentucky	3	0	105 H	Wake Forest	3	0	
7 H	Tennessee	3	2	63 H	Pittsburgh	3	1	114 H	Connecticut	3	0	
11 A	Notre Dame	1	3	66 H	St. John's (N.Y.)	3	1	115 H	Tennessee St.	3	0	
11 H	Notre Dame	2	3	70 N	Michigan St.	3	2	123 N	Georgia	3	0	
12 H	Ohio	3	0	71 N	Illinois	3	0	131 A	Rutgers	3	0	
24 N	Long Beach St.	3	0	83 A	Long Island	3	1	134 A	Seton Hall	3	0	
25 H	Maryland	3	0	84 N	Rice	3	0	138 H	West Virginia	3	0	
28 H	Western Ky.	3	1	87 H	Marquette	3	1					
31 N	Sacramento St.	3	0	87 H	Marquette	3	1					
44 H	Syracuse	3	1	92 A	Xavier	3	1					
44 H	Syracuse	3	1	93 A	Miami (Fla.)	3	1					
50 A	Cincinnati	3	1	94 A	Villanova	3	0					
<hr/>												
LAST 10 GAMES												
4 N	Florida	0	3	11 H	Notre Dame	2	3					
25 H	Maryland	3	0	44 H	Syracuse	3	1					
28 H	Western Ky.	3	1	87 H	Marquette	3	1					
84 N	Rice	3	0	44 H	Syracuse	3	1					
123 N	Georgia	3	0	87 H	Marquette	3	1					

Non-Div. I Games:

Louisville

Average RPI Win: 86		WON-LOST	WINNING	LAST 10	STRENGTH OF		OPP. STRENGTH	TEAM	ADJ	CONF.	ADJ CONF.
Average RPI Loss: 12		RECORD	PCT. RANK	GAMES	SCHEDULE		OF SCHEDULE	RPI	RPI	RPI	RPI
DIV. I ONLY		25- 6	.80645	26	12		10	10	.68206	6	2
DIV. I NON-CONF.		11- 2	.84615	23	13		22	11	.69244	10	3
TOTALS		RPI 1-50	RPI 51-100		W-L RECORDS		RPI 101-158		RPI 159-999		RPI 150+
25- 6		11- 6	5- 0		OVERALL		5- 0		4- 0		4- 0
11- 1		5- 1	3- 0		HOME		2- 0		1- 0		1- 0
8- 4		3- 4	1- 0		AWAY		2- 0		2- 0		2- 0
6- 1		3- 1	1- 0		NEUTRAL		1- 0		1- 0		1- 0
11- 2		5- 2	3- 0		NON-CONFERENCE		1- 0		2- 0		2- 0
3- 0		1- 0	2- 0		HOME		0- 0		0- 0		0- 0
2- 1		1- 1	0- 0		AWAY		0- 0		1- 0		1- 0
6- 1		3- 1	1- 0		NEUTRAL		1- 0		1- 0		1- 0
14- 4		6- 4	2- 0		CONFERENCE		4- 0		2- 0		2- 0
8- 1		4- 1	1- 0		HOME		2- 0		1- 0		1- 0
6- 3		2- 3	1- 0		AWAY		2- 0		1- 0		1- 0
0- 0		0- 0	0- 0		NEUTRAL		0- 0		0- 0		0- 0
RPI S	Opponent	Score	RPI S	Opponent	Score	RPI S	Opponent	Score	RPI S	Opponent	Score
3 A	Washington	0 3	55 N	Utah St.	3 0	114 N	Connecticut	3 0	180 N	Fresno St.	3 1
3 H	Washington	2 3	57 H	Winthrop	3 0	143 A	Arizona St.	3 0	189 A	Washington St.	3 0
9 A	Santa Clara	1 3	95 H	Georgia Tech	3 0	143 H	Arizona St.	3 0	189 H	Washington St.	3 1
9 N	Santa Clara	2 3	97 A	Oregon St.	3 0	144 A	Oregon	3 1	240 A	Rhode Island	3 0
10 A	Stanford	3 2	97 H	Oregon St.	3 0	144 H	Oregon	3 0			
10 H	Stanford	3 2									
12 N	Ohio	3 2									
18 A	Southern California	1 3									
18 H	Southern California	3 2									
21 A	UCLA	3 1									
21 H	UCLA	3 0									
23 A	Utah	3 1									
29 A	California	1 3									
29 H	California	3 0									
34 N	UC Santa Barb.	3 0									
38 H	Northwestern	3 0									
46 N	North Carolina	3 1									
LAST 10 GAMES											
9 N	Santa Clara	2 3	144 A	Oregon	3 1						
12 N	Ohio	3 2	21 H	UCLA	3 0						
23 A	Utah	3 1	18 H	Southern California	3 2						
55 N	Utah St.	3 0	10 A	Stanford	3 2						
97 A	Oregon St.	3 0	29 A	California	1 3						

Non-Div. I Games:

Arizona

Tennessee

Through Games Of Final 2005 RPI

Average RPI Win:		89	WON-LOST RECORD		WINNING PCT. RANK		LAST 10 GAMES		STRENGTH OF SCHEDULE		OPP. STRENGTH OF SCHEDULE		TEAM RPI		ADJ RPI		CONF. RPI		ADJ CONF. RPI					
DIV. I ONLY			25- 9		.73529		46		8- 2		1		24		7		.68014		7		4		5	
DIV. I NON-CONF.			11- 5		.6875		80		5- 1		2		7		8		.70547		7		4		4	
TOTALS		RPI 1-50		RPI 51-100				W-L RECORDS				RPI 101-158				RPI 159-999				RPI 150+				
25- 9		9- 9		5- 0				OVERALL				8- 0				3- 0				5- 0				
13- 0		4- 0		2- 0				HOME				5- 0				2- 0				3- 0				
8- 6		3- 6		2- 0				AWAY				2- 0				1- 0				2- 0				
4- 3		2- 3		1- 0				NEUTRAL				1- 0				0- 0				0- 0				
11- 5		6- 5		1- 0				NON-CONFERENCE				2- 0				2- 0				2- 0				
5- 0		2- 0		0- 0				HOME				2- 0				1- 0				1- 0				
3- 3		2- 3		0- 0				AWAY				0- 0				1- 0				1- 0				
3- 2		2- 2		1- 0				NEUTRAL				0- 0				0- 0				0- 0				
14- 4		3- 4		4- 0				CONFERENCE				6- 0				1- 0				3- 0				
8- 0		2- 0		2- 0				HOME				3- 0				1- 0				2- 0				
5- 3		1- 3		2- 0				AWAY				2- 0				0- 0				1- 0				
1- 1		0- 1		0- 0				NEUTRAL				1- 0				0- 0				0- 0				
RPI	S	Opponent		Score		RPI	S	Opponent		Score		RPI	S	Opponent		Score		RPI	S	Opponent		Score		
2	A	Penn St.		3	1	62	A	Kentucky		3	0	110	H	Baylor		3	0	214	H	Mississippi		3	0	
3	N	Washington		0	3	62	H	Kentucky		3	0	111	H	Mississippi St.		3	0	231	A	Lipscomb		3	0	
4	A	Florida		0	3	68	A	South Carolina		3	1	111	N	Mississippi St.		3	0	246	H	Central Mich.		3	0	
4	H	Florida		3	2	68	H	South Carolina		3	0	118	H	Jacksonville St.		3	0							
5	A	Louisville		2	3	92	N	Xavier		3	1	123	A	Georgia		3	0							
8	A	Missouri		0	3							123	H	Georgia		3	0							
8	N	Missouri		3	1							157	A	Auburn		3	1							
11	A	Notre Dame		3	2							157	H	Auburn		3	0							
12	N	Ohio		0	3																			
16	A	Purdue		0	3																			
20	H	Minnesota		3	2																			
23	N	Utah		3	0																			
26	H	Col. of Charleston		3	0																			
30	A	Arkansas		3	0																			
35	N	LSU		0	3																			
39	A	Alabama		1	3																			
39	A	Alabama		2	3																			
39	H	Alabama		3	0																			
						LAST 10 GAMES																		
						3	N	Washington		0	3	11	A	Notre Dame		3	2							
						8	N	Missouri		3	1	39	A	Alabama		2	3							
						2	A	Penn St.		3	1	111	N	Mississippi St.		3	0							
						20	H	Minnesota		3	2	157	H	Auburn		3	0							
						118	H	Jacksonville St.		3	0	39	H	Alabama		3	0							

Non-Div. I Games:

Tennessee

■ Loss,
■ Non-Conf,
S Site, H Home, A Away, N Neutral

Average RPI Win:		78	WON-LOST RECORD		WINNING PCT. RANK		LAST 10 GAMES		STRENGTH OF SCHEDULE		OPP. STRENGTH OF SCHEDULE		TEAM RPI		ADJ RPI		CONF. RPI		ADJ CONF. RPI					
Average RPI Loss:		15																						
DIV. I ONLY			25- 5		.83333		19		8- 2		19		4		6		.67952		8		3		3	
DIV. I NON-CONF.			9- 1		.9		10		3- 1		15		5		5		.71309		5		2		2	
TOTALS		RPI 1-50				RPI 51-100		W-L RECORDS				RPI 101-158				RPI 159-999				RPI 150+				
25- 5		10- 5				6- 0		OVERALL				7- 0				2- 0				2- 0				
13- 2		6- 2				3- 0		HOME				3- 0				1- 0				1- 0				
9- 2		2- 2				3- 0		AWAY				4- 0				0- 0				0- 0				
3- 1		2- 1				0- 0		NEUTRAL				0- 0				1- 0				1- 0				
9- 1		6- 1				0- 0		NON-CONFERENCE				1- 0				2- 0				2- 0				
5- 0		4- 0				0- 0		HOME				0- 0				1- 0				1- 0				
1- 0		0- 0				0- 0		AWAY				1- 0				0- 0				0- 0				
3- 1		2- 1				0- 0		NEUTRAL				0- 0				1- 0				1- 0				
16- 4		4- 4				6- 0		CONFERENCE				6- 0				0- 0				0- 0				
8- 2		2- 2				3- 0		HOME				3- 0				0- 0				0- 0				
8- 2		2- 2				3- 0		AWAY				3- 0				0- 0				0- 0				
0- 0		0- 0				0- 0		NEUTRAL				0- 0				0- 0				0- 0				
RPI	S	Opponent		Score		RPI	S	Opponent		Score		RPI	S	Opponent		Score		RPI	S	Opponent		Score		
1	A	Nebraska		2	3	59	A	Texas A&M		3	1	110	A	Baylor		3	0	161	N	Northern Colo.		3	0	
1	H	Nebraska		1	3	59	H	Texas A&M		3	2	110	H	Baylor		3	0	250	H	UMKC		3	0	
7	H	Tennessee		3	0	65	A	Kansas		3	1	125	A	Texas Tech		3	2							
7	N	Tennessee		1	3	65	H	Kansas		3	0	125	H	Texas Tech		3	0							
13	N	Wisconsin		3	0	69	A	Iowa St.		3	1	126	A	Montana St.		3	0							
14	N	Hawaii		3	1	69	H	Iowa St.		3	0	147	A	Oklahoma		3	0							
19	A	Texas		0	3							147	H	Oklahoma		3	0							
19	H	Texas		3	0																			
23	H	Utah		3	0																			
27	A	Kansas St.		3	2																			
27	H	Kansas St.		3	0																			
30	H	Arkansas		3	0																			
45	A	Colorado		3	0																			
45	H	Colorado		2	3																			
48	H	Missouri St.		3	0																			
LAST 10 GAMES																								
7	N	Tennessee		1	3	65	A	Kansas		3	1													
14	N	Hawaii		3	1	19	H	Texas		3	0													
30	H	Arkansas		3	0	1	A	Nebraska		2	3													
48	H	Missouri St.		3	0	110	H	Baylor		3	0													
59	H	Texas A&M		3	2	147	A	Oklahoma		3	0													

Non-Div. I Games:

Missouri

Average RPI Win:		95	WON-LOST		WINNING		LAST 10		STRENGTH OF		OPP. STRENGTH		TEAM		ADJ		CONF.		ADJ CONF.					
RPI Loss:		21	RECORD		PCT. RANK		GAMES		SCHEDULE		OF SCHEDULE		RPI		RPI		RPI		RPI					
DIV. I ONLY			27- 5		.84375		18		6- 4		23		28		9		.67928		9		5		4	
DIV. I NON-CONF.			14- 3		.82353		33		3- 2		26		12		16		.67708		14		5		5	
TOTALS		RPI 1-50		RPI 51-100		W-L RECORDS		RPI 101-158		RPI 159-999		RPI 150+												
27- 5		11- 5		5- 0		OVERALL		3- 0		8- 0		8- 0												
10- 1		4- 1		2- 0		HOME		1- 0		3- 0		3- 0												
10- 3		4- 3		2- 0		AWAY		1- 0		3- 0		3- 0												
7- 1		3- 1		1- 0		NEUTRAL		1- 0		2- 0		2- 0												
14- 3		6- 3		1- 0		NON-CONFERENCE		3- 0		4- 0		4- 0												
4- 0		2- 0		0- 0		HOME		1- 0		1- 0		1- 0												
4- 2		2- 2		0- 0		AWAY		1- 0		1- 0		1- 0												
6- 1		2- 1		1- 0		NEUTRAL		1- 0		2- 0		2- 0												
13- 2		5- 2		4- 0		CONFERENCE		0- 0		4- 0		4- 0												
6- 1		2- 1		2- 0		HOME		0- 0		2- 0		2- 0												
6- 1		2- 1		2- 0		AWAY		0- 0		2- 0		2- 0												
1- 0		1- 0		0- 0		NEUTRAL		0- 0		0- 0		0- 0												
RPI	S	Opponent		Score		RPI	S	Opponent		Score		RPI	S	Opponent		Score		RPI	S	Opponent		Score		
1	N	Nebraska		0 3		53	A	Loyola Marymount		3 1		104	N	Idaho		3 0		165	A	Brown		3 0		
6	H	Arizona		3 1		53	H	Loyola Marymount		3 1		136	A	UC Irvine		3 1		180	H	Fresno St.		3 0		
6	N	Arizona		3 2		79	A	San Francisco		3 1		149	H	San Jose St.		3 0		190	N	Stony Brook		3 0		
10	A	Stanford		3 1		79	H	San Francisco		3 1								201	A	Portland		3 0		
15	A	San Diego		2 3		88	N	UNLV		3 1								201	H	Portland		3 0		
15	H	San Diego		3 1														205	A	Gonzaga		3 2		
23	A	Utah		2 3														205	H	Gonzaga		3 0		
29	A	California		2 3														221	N	Manhattan		3 0		
31	A	Sacramento St.		3 0																				
31	N	Sacramento St.		3 1																				
33	A	Pepperdine		3 1																				
33	H	Pepperdine		3 0																				
33	N	Pepperdine		3 0																				
34	H	UC Santa Barb.		3 0																				
36	A	St. Mary's (Cal.)		3 0																				
36	H	St. Mary's (Cal.)		1 3																				
						LAST 10 GAMES																		
1	N	Nebraska		0 3		79	H	San Francisco		3 1		36	H	St. Mary's (Cal.)		1 3		29	A	California		2 3		
6	N	Arizona		3 2		36	H	St. Mary's (Cal.)		1 3		29	A	California		2 3		15	A	San Diego		2 3		
33	N	Pepperdine		3 0		29	A	California		2 3		15	A	San Diego		2 3		205	A	Gonzaga		3 2		
10	A	Stanford		3 1		205	A	Gonzaga		3 2														
31	N	Sacramento St.		3 1																				

Average RPI Win:		93	WON-LOST RECORD		WINNING PCT. RANK		LAST 10 GAMES		STRENGTH OF SCHEDULE		OPP. STRENGTH OF SCHEDULE		TEAM RPI		ADJ RPI		CONF. RPI		ADJ CONF. RPI	
Average RPI Loss:		5																		
DIV. I ONLY			26- 6		.8125 24		7- 3		18		8		12		.67729 10		2		2	
DIV. I NON-CONF.			12- 2		.85714 21		1- 1		24		13		12		.68246 12		3		3	
TOTALS		RPI 1-50		RPI 51-100		W-L RECORDS		RPI 101-158		RPI 159-999		RPI 150+								
26- 6		11- 6		5- 0		OVERALL		5- 0		5- 0		5- 0								
11- 3		5- 3		3- 0		HOME		2- 0		1- 0		1- 0								
10- 3		4- 3		1- 0		AWAY		2- 0		3- 0		3- 0								
5- 0		2- 0		1- 0		NEUTRAL		1- 0		1- 0		1- 0								
12- 2		5- 2		3- 0		NON-CONFERENCE		1- 0		3- 0		3- 0								
4- 1		2- 1		2- 0		HOME		0- 0		0- 0		0- 0								
3- 1		1- 1		0- 0		AWAY		0- 0		2- 0		2- 0								
5- 0		2- 0		1- 0		NEUTRAL		1- 0		1- 0		1- 0								
14- 4		6- 4		2- 0		CONFERENCE		4- 0		2- 0		2- 0								
7- 2		3- 2		1- 0		HOME		2- 0		1- 0		1- 0								
7- 2		3- 2		1- 0		AWAY		2- 0		1- 0		1- 0								
0- 0		0- 0		0- 0		NEUTRAL		0- 0		0- 0		0- 0								
RPI	S	Opponent		Score		RPI	S	Opponent		Score		RPI	S	Opponent		Score				
1	A	Nebraska		0	3	55	H	Utah St.		3	0	124	N	Creighton		3	0			
2	N	Penn St.		3	2	67	H	Nevada		3	0	143	A	Arizona St.		3	0			
3	A	Washington		0	3	87	N	Marquette		3	0	143	H	Arizona St.		3	0			
3	H	Washington		1	3	97	A	Oregon St.		3	0	144	A	Oregon		3	0			
6	A	Arizona		2	3	97	H	Oregon St.		3	0	144	H	Oregon		3	0			
6	H	Arizona		2	3															
9	H	Santa Clara		1	3															
18	A	Southern California		3	2															
18	H	Southern California		3	0															
21	A	UCLA		3	1															
21	H	UCLA		3	0															
29	A	California		3	1															
29	H	California		3	2															
34	H	UC Santa Barb.		3	1															
36	H	St. Mary's (Cal.)		3	0															
44	N	Syracuse		3	1															
45	A	Colorado		3	0															
LAST 10 GAMES																				
9	H	Santa Clara		1	3	6	H	Arizona		2	3									
67	H	Nevada		3	0	143	H	Arizona St.		3	0									
18	A	Southern California		3	2	189	A	Washington St.		3	1									
21	A	UCLA		3	1	3	A	Washington		0	3									
29	H	California		3	2	97	H	Oregon St.		3	0									

Non-Div. I Games:

Stanford

Average RPI Win:		98	WON-LOST		WINNING		LAST 10		STRENGTH OF		OPP. STRENGTH		TEAM		ADJ		CONF.		ADJ CONF.								
Average RPI Loss:		30	RECORD		PCT. RANK		GAMES		SCHEDULE		OF SCHEDULE		RPI		RPI		RPI		RPI								
DIV. I ONLY			30- 4		.88235		13		8- 2		28		40		8		.6752		11		6		6				
DIV. I NON-CONF.			14- 3		.82353		33		3- 2		44		8		21		.66103		19		8		8				
TOTALS		RPI 1-50		RPI 51-100				W-L RECORDS				RPI 101-158				RPI 159-999				RPI 150+							
30- 4		9- 3		8- 1				OVERALL				8- 0				5- 0				5- 0							
15- 1		4- 1		5- 0				HOME				4- 0				2- 0				2- 0							
10- 1		2- 0		2- 1				AWAY				3- 0				3- 0				3- 0							
5- 2		3- 2		1- 0				NEUTRAL				1- 0				0- 0				0- 0							
14- 3		4- 3		4- 0				NON-CONFERENCE				4- 0				2- 0				2- 0							
8- 1		2- 1		4- 0				HOME				2- 0				0- 0				0- 0							
3- 0		0- 0		0- 0				AWAY				1- 0				2- 0				2- 0							
3- 2		2- 2		0- 0				NEUTRAL				1- 0				0- 0				0- 0							
16- 1		5- 0		4- 1				CONFERENCE				4- 0				3- 0				3- 0							
7- 0		2- 0		1- 0				HOME				2- 0				2- 0				2- 0							
7- 1		2- 0		2- 1				AWAY				2- 0				1- 0				1- 0							
2- 0		1- 0		1- 0				NEUTRAL				0- 0				0- 0				0- 0							
RPI	S	Opponent			Score		RPI	S	Opponent			Score		RPI	S	Opponent			Score		RPI	S	Opponent			Score	
4	N	Florida			3	0	54	H	Dayton			3	2	107	A	Illinois St.			3	1	185	H	South Fla.			3	0
5	A	Louisville			3	2	58	H	Michigan			3	0	114	A	Connecticut			3	0	202	A	Tulane			3	0
5	H	Louisville			3	1	63	A	Pittsburgh			2	3	122	H	St. Louis			3	0	204	A	Loyola (Ill.)			3	0
7	H	Tennessee			2	3	66	A	St. John's (N.Y.)			3	1	131	H	Rutgers			3	0	220	H	Georgetown			3	0
13	N	Wisconsin			2	3	80	H	Valparaiso			3	0	134	H	Seton Hall			3	0	241	A	DePaul			3	0
18	N	Southern California			3	1	84	H	Rice			3	0	138	A	West Virginia			3	0							
19	H	Texas			3	2	87	A	Marquette			3	1	143	H	Arizona St.			3	2							
35	N	LSU			2	3	94	H	Villanova			3	0	147	N	Oklahoma			3	0							
38	H	Northwestern			3	0	94	N	Villanova			3	1														
44	A	Syracuse			3	0																					
50	H	Cincinnati			3	0																					
50	N	Cincinnati			3	0																					
LAST 10 GAMES																											
13	N	Wisconsin			2	3	5	A	Louisville			3	2														
38	H	Northwestern			3	0	50	N	Cincinnati			3	0														
54	H	Dayton			3	2	94	N	Villanova			3	1														
7	H	Tennessee			2	3	131	H	Rutgers			3	0														
84	H	Rice			3	0	94	H	Villanova			3	0														

Non-Div. I Games:

Notre Dame

Average RPI Win: 117		WON-LOST		WINNING		LAST 10		STRENGTH OF		OPP. STRENGTH		TEAM		ADJ		CONF.		ADJ CONF.	
Average RPI Loss: 9		RECORD		PCT. RANK		GAMES		SCHEDULE		OF SCHEDULE		RPI		RPI		RPI		RPI	
DIV. I ONLY		33- 3		.91667		5		9- 1		39		55		11		.6726		12	
DIV. I NON-CONF.		14- 3		.82353		33		4- 1		17		27		13		.68083		13	
TOTALS		RPI 1-50		RPI 51-100		W-L RECORDS		RPI 101-158		RPI 159-999		RPI 150+							
33- 3		8- 3		5- 0		OVERALL		9- 0		11- 0		11- 0							
12- 0		1- 0		1- 0		HOME		5- 0		5- 0		5- 0							
11- 2		2- 2		3- 0		AWAY		2- 0		4- 0		4- 0							
10- 1		5- 1		1- 0		NEUTRAL		2- 0		2- 0		2- 0							
14- 3		6- 3		1- 0		NON-CONFERENCE		5- 0		2- 0		2- 0							
4- 0		0- 0		0- 0		HOME		3- 0		1- 0		1- 0							
2- 2		2- 2		0- 0		AWAY		0- 0		0- 0		0- 0							
8- 1		4- 1		1- 0		NEUTRAL		2- 0		1- 0		1- 0							
19- 0		2- 0		4- 0		CONFERENCE		4- 0		9- 0		9- 0							
8- 0		1- 0		1- 0		HOME		2- 0		4- 0		4- 0							
9- 0		0- 0		3- 0		AWAY		2- 0		4- 0		4- 0							
2- 0		1- 0		0- 0		NEUTRAL		0- 0		1- 0		1- 0							
RPI	S	Opponent		Score		RPI	S	Opponent		Score		RPI	S	Opponent		Score			
5	A	Louisville		0 3		51	A	Eastern Mich.		3 0		103	A	Bowling Green		3 1			
6	N	Arizona		2 3		61	A	Western Mich.		3 0		103	H	Bowling Green		3 0			
7	N	Tennessee		3 0		78	A	Miami (Ohio)		3 0		104	H	Idaho		3 1			
16	A	Purdue		0 3		78	H	Miami (Ohio)		3 2		105	N	Wake Forest		3 0			
17	A	Ohio St.		3 0		92	N	Xavier		3 0		115	H	Tennessee St.		3 0			
31	N	Sacramento St.		3 0								119	A	Toledo		3 0			
36	N	St. Mary's (Cal.)		3 1								119	H	Toledo		3 0			
39	N	Alabama		3 1								138	H	West Virginia		3 0			
40	A	Albany (N.Y.)		3 1								145	N	Penn		3 0			
49	H	Ball St.		3 0															
49	N	Ball St.		3 0															
						LAST 10 GAMES													
6	N	Arizona		2 3		49	N	Ball St.		3 0									
17	A	Ohio St.		3 0		119	A	Toledo		3 0									
39	N	Alabama		3 1		159	N	Northern Ill.		3 1									
31	N	Sacramento St.		3 0		103	A	Bowling Green		3 1									
36	N	St. Mary's (Cal.)		3 1		78	A	Miami (Ohio)		3 0									

Non-Div. I Games:

Ohio

Average RPI Win:		89	WON-LOST RECORD		WINNING PCT. RANK	LAST 10 GAMES		STRENGTH OF SCHEDULE		OPP. STRENGTH OF SCHEDULE	TEAM RPI	ADJ RPI	CONF. RPI	ADJ CONF. RPI			
DIV. I ONLY			26- 7		.78788	31	8- 2		15		11	14	.66852	13	1	1	
DIV. I NON-CONF.			11- 2		.84615	23	3- 1		27		52	17	.66676	17	1	1	
TOTALS		RPI 1-50		RPI 51-100		W-L RECORDS		RPI 101-158		RPI 159-999		RPI 150+					
26- 7		9- 6		7- 1		OVERALL		6- 0		4- 0		4- 0					
13- 2		5- 2		5- 0		HOME		2- 0		1- 0		1- 0					
8- 3		3- 2		2- 1		AWAY		3- 0		0- 0		0- 0					
5- 2		1- 2		0- 0		NEUTRAL		1- 0		3- 0		3- 0					
11- 2		3- 2		2- 0		NON-CONFERENCE		2- 0		4- 0		4- 0					
5- 0		2- 0		2- 0		HOME		0- 0		1- 0		1- 0					
1- 0		0- 0		0- 0		AWAY		1- 0		0- 0		0- 0					
5- 2		1- 2		0- 0		NEUTRAL		1- 0		3- 0		3- 0					
15- 5		6- 4		5- 1		CONFERENCE		4- 0		0- 0		0- 0					
8- 2		3- 2		3- 0		HOME		2- 0		0- 0		0- 0					
7- 3		3- 2		2- 1		AWAY		2- 0		0- 0		0- 0					
0- 0		0- 0		0- 0		NEUTRAL		0- 0		0- 0		0- 0					
RPI	S	Opponent		Score		RPI	S	Opponent		Score		RPI	S	Opponent		Score	
2	A	Penn St.		1 3		58	A	Michigan		2 3		116	A	Iowa		3 0	
2	H	Penn St.		0 3		58	H	Michigan		3 0		116	H	Iowa		3 0	
3	N	Washington		0 3		70	A	Michigan St.		3 2		126	A	Montana St.		3 0	
8	N	Missouri		0 3		70	H	Michigan St.		3 0		140	A	Indiana		3 1	
11	N	Notre Dame		3 2		71	A	Illinois		3 0		140	H	Indiana		3 0	
16	A	Purdue		3 2		71	H	Illinois		3 2		149	N	San Jose St.		3 0	
16	H	Purdue		1 3		80	H	Valparaiso		3 0							
17	A	Ohio St.		3 0		94	H	Villanova		3 0							
17	H	Ohio St.		3 0													
20	A	Minnesota		1 3													
20	H	Minnesota		3 2													
21	H	UCLA		3 0													
29	H	California		3 0													
38	A	Northwestern		3 0													
38	H	Northwestern		3 0													

Average RPI Win:		109	WON-LOST RECORD		WINNING PCT. RANK		LAST 10 GAMES		STRENGTH OF SCHEDULE		OPP. STRENGTH OF SCHEDULE		TEAM RPI		ADJ RPI		CONF. RPI		ADJ CONF. RPI				
DIV. I ONLY			27- 7		.79412 29		9- 1		11		44		13		.66319 14		8		7				
DIV. I NON-CONF.			8- 7		.53333 151		2- 1		4		2		22		.65887 20		7		7				
TOTALS		RPI 1-50		RPI 51-100		W-L RECORDS		RPI 101-158		RPI 159-999		RPI 150+											
27- 7		4- 6		10- 1		OVERALL		4- 0		9- 0		9- 0											
14- 4		3- 3		5- 1		HOME		2- 0		4- 0		4- 0											
10- 1		1- 1		4- 0		AWAY		2- 0		3- 0		3- 0											
3- 2		0- 2		1- 0		NEUTRAL		0- 0		2- 0		2- 0											
8- 7		4- 6		2- 1		NON-CONFERENCE		0- 0		2- 0		2- 0											
6- 4		3- 3		2- 1		HOME		0- 0		1- 0		1- 0											
1- 1		1- 1		0- 0		AWAY		0- 0		0- 0		0- 0											
1- 2		0- 2		0- 0		NEUTRAL		0- 0		1- 0		1- 0											
19- 0		0- 0		8- 0		CONFERENCE		4- 0		7- 0		7- 0											
8- 0		0- 0		3- 0		HOME		2- 0		3- 0		3- 0											
9- 0		0- 0		4- 0		AWAY		2- 0		3- 0		3- 0											
2- 0		0- 0		1- 0		NEUTRAL		0- 0		1- 0		1- 0											
RPI	S	Opponent		Score		RPI	S	Opponent		Score		RPI	S	Opponent		Score							
1	A	Nebraska		0	3	52	A	New Mexico St.		3	2	104	A	Idaho		3	0	167	N	Texas St.		3	0
2	H	Penn St.		2	3	52	H	New Mexico St.		3	2	104	H	Idaho		3	0	180	A	Fresno St.		3	0
2	N	Penn St.		0	3	53	H	Loyola Marymount		2	3	149	A	San Jose St.		3	0	180	H	Fresno St.		3	0
3	H	Washington		0	3	53	H	Loyola Marymount		3	0	149	H	San Jose St.		3	0	194	A	Boise St.		3	0
3	H	Washington		0	3	55	A	Utah St.		3	2					194	H	Boise St.		3	0		
8	N	Missouri		1	3	55	H	Utah St.		3	0					194	N	Boise St.		3	0		
18	H	Southern California		3	0	55	N	Utah St.		3	0					200	A	Louisiana Tech		3	0		
19	A	Texas		3	1	61	H	Western Mich.		3	1					200	H	Louisiana Tech		3	0		
21	H	UCLA		3	1	67	A	Nevada		3	0					229	H	Cal St. Northridge		3	0		
50	H	Cincinnati		3	0	67	A	Nevada		3	1												
						67	H	Nevada		3	0												
						LAST 10 GAMES																	
						8	N	Missouri		1	3	194	N	Boise St.		3	0						
						19	A	Texas		3	1	200	H	Louisiana Tech		3	0						
						167	N	Texas St.		3	0	52	H	New Mexico St.		3	2						
						55	N	Utah St.		3	0	149	A	San Jose St.		3	0						
						67	A	Nevada		3	1	55	A	Utah St.		3	2						

Non-Div. I Games:

Hawaii

Average RPI Win:	89	WON-LOST RECORD	WINNING PCT. RANK	LAST 10 GAMES	STRENGTH OF SCHEDULE	OPP. STRENGTH OF SCHEDULE	TEAM RPI	ADJ RPI	CONF. RPI	ADJ CONF. RPI			
DIV. I ONLY		23- 6	.7931	30	8- 2	14	38	15	.66305	15	5	4	
DIV. I NON-CONF.		13- 2	.86667	18	2- 1	16	25	9	.69664	9	5	5	
<hr/>													
TOTALS	RPI 1-50	RPI 51-100			W-L RECORDS		RPI 101-158		RPI 159-999		RPI 150+		
23- 6	8- 5	7- 1			OVERALL		4- 0		4- 0		4- 0		
10- 1	5- 0	3- 1			HOME		0- 0		2- 0		2- 0		
9- 4	1- 4	3- 0			AWAY		3- 0		2- 0		2- 0		
4- 1	2- 1	1- 0			NEUTRAL		1- 0		0- 0		0- 0		
<hr/>													
13- 2	5- 2	4- 0			NON-CONFERENCE		4- 0		0- 0		0- 0		
4- 0	2- 0	2- 0			HOME		0- 0		0- 0		0- 0		
5- 1	1- 1	1- 0			AWAY		3- 0		0- 0		0- 0		
4- 1	2- 1	1- 0			NEUTRAL		1- 0		0- 0		0- 0		
<hr/>													
10- 4	3- 3	3- 1			CONFERENCE		0- 0		4- 0		4- 0		
6- 1	3- 0	1- 1			HOME		0- 0		2- 0		2- 0		
4- 3	0- 3	2- 0			AWAY		0- 0		2- 0		2- 0		
0- 0	0- 0	0- 0			NEUTRAL		0- 0		0- 0		0- 0		
<hr/>													
RPI S	Opponent	Score		RPI S	Opponent	Score		RPI S	Opponent	Score			
9 A	Santa Clara	1	3	53 A	Loyola Marymount	3	2	102 N	Florida A&M	3	2	201 A Portland	3 0
9 H	Santa Clara	3	2	53 H	Loyola Marymount	2	3	108 A	San Diego St.	3	2	201 H Portland	3 0
21 A	UCLA	0	3	67 A	Nevada	3	0	136 A	UC Irvine	3	0	205 A Gonzaga	3 0
21 N	UCLA	1	3	79 A	San Francisco	3	1	141 A	Cal St. Fullerton	3	1	205 H Gonzaga	3 0
24 H	Long Beach St.	3	1	79 H	San Francisco	3	0						
24 N	Long Beach St.	3	1	81 H	American	3	0						
29 A	California	3	2	88 H	UNLV	3	0						
30 H	Arkansas	3	1	91 N	Eastern Ky.	3	0						
31 N	Sacramento St.	3	1										
33 A	Pepperdine	2	3										
33 H	Pepperdine	3	0										
36 A	St. Mary's (Cal.)	2	3										
36 H	St. Mary's (Cal.)	3	2										
<hr/>													
LAST 10 GAMES													
21 A	UCLA	0	3	9 H	Santa Clara	3	2	201 A	Portland	3	0		
24 N	Long Beach St.	3	1	201 A	Portland	3	0	205 A	Gonzaga	3	0		
141 A	Cal St. Fullerton	3	1	33 H	Pepperdine	3	0						
36 H	St. Mary's (Cal.)	3	2	53 H	Loyola Marymount	2	3						
79 H	San Francisco	3	0										

Non-Div. I Games:

San Diego

Average RPI Win: 82		WON-LOST	WINNING	LAST 10	STRENGTH OF		OPP. STRENGTH	TEAM	ADJ	CONF.	ADJ CONF.
Average RPI Loss: 20		RECORD	PCT. RANK	GAMES	SCHEDULE		OF SCHEDULE	RPI	RPI	RPI	RPI
DIV. I ONLY		25- 9	.73529	46	5- 5		7	14	16	.66299	16
DIV. I NON-CONF.		13- 1	.92857	6	2- 1		11	45	4	.71882	4
TOTALS		RPI 1-50	RPI 51-100		W-L RECORDS		RPI 101-158		RPI 159-999		RPI 150+
25- 9		7- 8	10- 1		OVERALL		6- 0		2- 0		2- 0
11- 3		4- 3	5- 0		HOME		2- 0		0- 0		0- 0
8- 5		2- 4	3- 1		AWAY		2- 0		1- 0		1- 0
6- 1		1- 1	2- 0		NEUTRAL		2- 0		1- 0		1- 0
13- 1		4- 1	5- 0		NON-CONFERENCE		2- 0		2- 0		2- 0
4- 0		2- 0	2- 0		HOME		0- 0		0- 0		0- 0
3- 0		1- 0	1- 0		AWAY		0- 0		1- 0		1- 0
6- 1		1- 1	2- 0		NEUTRAL		2- 0		1- 0		1- 0
12- 8		3- 7	5- 1		CONFERENCE		4- 0		0- 0		0- 0
7- 3		2- 3	3- 0		HOME		2- 0		0- 0		0- 0
5- 5		1- 4	2- 1		AWAY		2- 0		0- 0		0- 0
0- 0		0- 0	0- 0		NEUTRAL		0- 0		0- 0		0- 0
RPI S	Opponent	Score	RPI S	Opponent	Score	RPI S	Opponent	Score	RPI S	Opponent	Score
2 A	Penn St.	2 3	54 H	Dayton	3 0	113 N	Va. Commonwealth	3 0	182 N	Bradley	3 1
2 H	Penn St.	0 3	58 A	Michigan	3 0	116 A	Iowa	3 0	236 A	Butler	3 0
3 N	Washington	0 3	58 H	Michigan	3 0	116 H	Iowa	3 0			
7 H	Tennessee	3 0	68 N	South Carolina	3 0	122 N	St. Louis	3 0			
12 H	Ohio	3 0	70 A	Michigan St.	3 0	140 A	Indiana	3 0			
13 A	Wisconsin	3 1	70 H	Michigan St.	3 0	140 H	Indiana	3 0			
13 H	Wisconsin	2 3	71 A	Illinois	2 3						
17 A	Ohio St.	1 3	71 H	Illinois	3 0						
17 H	Ohio St.	2 3	90 A	Pacific	3 1						
20 A	Minnesota	1 3	92 H	Xavier	3 0						
20 H	Minnesota	3 1	98 N	Coastal Caro.	3 0						
26 N	Col. of Charleston	3 0									
38 A	Northwestern	2 3									
38 H	Northwestern	3 0									
46 A	North Carolina	3 1									
LAST 10 GAMES											
			113 N	Va. Commonwealth	3 0	140 H	Indiana	3 0			
			3 N	Washington	0 3	71 A	Illinois	2 3			
			26 N	Col. of Charleston	3 0	17 H	Ohio St.	2 3			
			20 A	Minnesota	1 3	2 H	Penn St.	0 3			
			116 A	Iowa	3 0	13 A	Wisconsin	3 1			

Non-Div. I Games:

Purdue

Average RPI Win: 84		WON-LOST	WINNING	LAST 10	STRENGTH OF		OPP. STRENGTH	TEAM	ADJ	CONF.	ADJ CONF.
Average RPI Loss: 17		RECORD	PCT. RANK	GAMES	SCHEDULE		OF SCHEDULE	RPI	RPI	RPI	RPI
DIV. I ONLY		22- 9	.70968	56	7- 3		6	13	17	.6577	17
DIV. I NON-CONF.		8- 3	.72727	67	1- 1		9	59	18	.66568	18
TOTALS		RPI 1-50	RPI 51-100		W-L RECORDS		RPI 101-158		RPI 159-999		RPI 150+
22- 9		7- 8	6- 1		OVERALL		8- 0		1- 0		1- 0
10- 7		4- 6	3- 1		HOME		3- 0		0- 0		0- 0
10- 2		3- 2	3- 0		AWAY		4- 0		0- 0		0- 0
2- 0		0- 0	0- 0		NEUTRAL		1- 0		1- 0		1- 0
8- 3		2- 3	1- 0		NON-CONFERENCE		4- 0		1- 0		1- 0
4- 3		2- 3	1- 0		HOME		1- 0		0- 0		0- 0
2- 0		0- 0	0- 0		AWAY		2- 0		0- 0		0- 0
2- 0		0- 0	0- 0		NEUTRAL		1- 0		1- 0		1- 0
14- 6		5- 5	5- 1		CONFERENCE		4- 0		0- 0		0- 0
6- 4		2- 3	2- 1		HOME		2- 0		0- 0		0- 0
8- 2		3- 2	3- 0		AWAY		2- 0		0- 0		0- 0
0- 0		0- 0	0- 0		NEUTRAL		0- 0		0- 0		0- 0
RPI S	Opponent	Score		RPI S	Opponent	Score		RPI S	Opponent	Score	
1 H	Nebraska	0	3	58 A	Michigan	3	0	103 A	Bowling Green	3	2
2 A	Penn St.	0	3	58 H	Michigan	3	0	106 N	East Caro.	3	0
2 H	Penn St.	0	3	63 H	Pittsburgh	3	1	116 A	Iowa	3	1
12 H	Ohio	0	3	70 A	Michigan St.	3	2	116 H	Iowa	3	0
13 A	Wisconsin	0	3	70 H	Michigan St.	3	1	119 H	Toledo	3	0
13 H	Wisconsin	0	3	71 A	Illinois	3	0	135 A	Cleveland St.	3	2
16 A	Purdue	3	2	71 H	Illinois	2	3	140 A	Indiana	3	1
16 H	Purdue	3	1					140 H	Indiana	3	0
20 A	Minnesota	3	0								
20 H	Minnesota	0	3								
22 H	Brigham Young	2	3								
24 H	Long Beach St.	3	0								
38 A	Northwestern	3	2								
38 H	Northwestern	3	1								
42 H	Marshall	3	0								
LAST 10 GAMES											
12 H	Ohio	0	3	116 H	Iowa	3	0				
42 H	Marshall	3	0	16 A	Purdue	3	2				
70 A	Michigan St.	3	2	71 A	Illinois	3	0				
58 A	Michigan	3	0	140 A	Indiana	3	1				
20 H	Minnesota	0	3	2 A	Penn St.	0	3				

Non-Div. I Games:

Ohio St.

Average RPI Win:		88	WON-LOST RECORD		WINNING PCT. RANK		LAST 10 GAMES		STRENGTH OF SCHEDULE		OPP. STRENGTH OF SCHEDULE		TEAM RPI		ADJ RPI		CONF. RPI		ADJ CONF. RPI				
DIV. I ONLY			17- 11		.60714 102		6- 4		2		5		21		.64232 18		2		2				
DIV. I NON-CONF.			5- 5		.5 163		1- 1		1		4		23		.65205 23		3		3				
TOTALS		RPI 1-50		RPI 51-100				W-L RECORDS				RPI 101-158				RPI 159-999				RPI 150+			
17- 11		6- 11		5- 0				OVERALL				4- 0				2- 0				2- 0			
10- 3		5- 3		2- 0				HOME				2- 0				1- 0				1- 0			
5- 5		1- 5		1- 0				AWAY				2- 0				1- 0				1- 0			
2- 3		0- 3		2- 0				NEUTRAL				0- 0				0- 0				0- 0			
5- 5		2- 5		3- 0				NON-CONFERENCE				0- 0				0- 0				0- 0			
3- 1		2- 1		1- 0				HOME				0- 0				0- 0				0- 0			
0- 1		0- 1		0- 0				AWAY				0- 0				0- 0				0- 0			
2- 3		0- 3		2- 0				NEUTRAL				0- 0				0- 0				0- 0			
12- 6		4- 6		2- 0				CONFERENCE				4- 0				2- 0				2- 0			
7- 2		3- 2		1- 0				HOME				2- 0				1- 0				1- 0			
5- 4		1- 4		1- 0				AWAY				2- 0				1- 0				1- 0			
0- 0		0- 0		0- 0				NEUTRAL				0- 0				0- 0				0- 0			
RPI	S	Opponent		Score		RPI	S	Opponent		Score		RPI	S	Opponent		Score		RPI	S	Opponent		Score	
2	N	Penn St.		1	3	59	N	Texas A&M		3	1	143	A	Arizona St.		3	1	189	A	Washington St.		3	0
3	A	Washington		0	3	61	N	Western Mich.		3	0	143	H	Arizona St.		3	0	189	H	Washington St.		3	0
3	H	Washington		0	3	89	H	Cal Poly		3	0	144	A	Oregon		3	1						
4	N	Florida		2	3	97	A	Oregon St.		3	1	144	H	Oregon		3	0						
6	A	Arizona		2	3	97	H	Oregon St.		3	0												
6	H	Arizona		3	1																		
10	A	Stanford		0	3																		
10	H	Stanford		2	3																		
11	N	Notre Dame		1	3																		
14	A	Hawaii		0	3																		
21	A	UCLA		3	1																		
21	H	UCLA		3	1																		
29	A	California		2	3																		
29	H	California		3	0																		
33	H	Pepperdine		3	0																		
33	H	Pepperdine		0	3																		
34	H	UC Santa Barb.		3	1																		
LAST 10 GAMES																							
33	H	Pepperdine		0	3	6	A	Arizona		2	3												
34	H	UC Santa Barb.		3	1	189	H	Washington St.		3	0												
10	H	Stanford		2	3	3	H	Washington		0	3												
29	H	California		3	0	97	A	Oregon St.		3	1												
143	A	Arizona St.		3	1	144	A	Oregon		3	1												

Non-Div. I Games:

Southern California

Average RPI Win:	105	WON-LOST RECORD	WINNING PCT. RANK	LAST 10 GAMES	STRENGTH OF SCHEDULE	OPP. STRENGTH OF SCHEDULE	TEAM RPI	ADJ RPI	CONF. RPI	ADJ CONF. RPI		
DIV. I ONLY		24- 5	.82759	21	8- 2	65	17	18	.63902	19	3	3
DIV. I NON-CONF.		7- 2	.77778	50	2- 1	158	69	66	.57288	67	2	2
<hr/>												
TOTALS	RPI 1-50	RPI 51-100		W-L RECORDS		RPI 101-158		RPI 159-999		RPI 150+		
24- 5	7- 4	5- 1		OVERALL		7- 0		5- 0		5- 0		
11- 1	5- 1	3- 0		HOME		3- 0		0- 0		0- 0		
9- 4	2- 3	2- 1		AWAY		3- 0		2- 0		2- 0		
4- 0	0- 0	0- 0		NEUTRAL		1- 0		3- 0		3- 0		
7- 2	1- 2	0- 0		NON-CONFERENCE		1- 0		5- 0		5- 0		
1- 1	1- 1	0- 0		HOME		0- 0		0- 0		0- 0		
2- 1	0- 1	0- 0		AWAY		0- 0		2- 0		2- 0		
4- 0	0- 0	0- 0		NEUTRAL		1- 0		3- 0		3- 0		
17- 3	6- 2	5- 1		CONFERENCE		6- 0		0- 0		0- 0		
10- 0	4- 0	3- 0		HOME		3- 0		0- 0		0- 0		
7- 3	2- 2	2- 1		AWAY		3- 0		0- 0		0- 0		
0- 0	0- 0	0- 0		NEUTRAL		0- 0		0- 0		0- 0		
RPI	S	Opponent	Score	RPI	S	Opponent	Score	RPI	S	Opponent	Score	
1	A	Nebraska	0 3	59	A	Texas A&M	3 2	110	A	Baylor	3 1	
1	H	Nebraska	3 2	59	H	Texas A&M	3 0	110	H	Baylor	3 1	
8	A	Missouri	0 3	65	A	Kansas	3 0	125	A	Texas Tech	3 1	
8	H	Missouri	3 0	65	H	Kansas	3 2	125	H	Texas Tech	3 0	
11	A	Notre Dame	2 3	69	A	Iowa St.	1 3	143	N	Arizona St.	3 0	
14	H	Hawaii	1 3	69	H	Iowa St.	3 0	147	A	Oklahoma	3 0	
27	A	Kansas St.	3 0					147	H	Oklahoma	3 0	
27	H	Kansas St.	3 1									
35	H	LSU	3 0									
45	A	Colorado	3 2									
45	H	Colorado	3 1									
				LAST 10 GAMES								
				14	H	Hawaii	1 3	125	H	Texas Tech	3 0	
				35	H	LSU	3 0	69	H	Iowa St.	3 0	
				1	H	Nebraska	3 2	45	A	Colorado	3 2	
				147	A	Oklahoma	3 0	110	H	Baylor	3 1	
				8	A	Missouri	0 3	167	A	Texas St.	3 0	

Minnesota

Through Games Of Final 2005 RPI

Average RPI Win:	102	WON-LOST RECORD	25- 8	WINNING PCT. RANK	.75758	40	LAST 10 GAMES	7- 3	STRENGTH OF SCHEDULE	29	OPP. STRENGTH OF SCHEDULE	12	TEAM RPI	20	ADJ RPI	.63869	20	CONF. RPI	1	ADJ CONF. RPI	1		
Average RPI Loss:	12		11- 2		.84615	23		1- 1		66		60		31		.62849	31		1		1		
TOTALS		RPI 1-50		RPI 51-100		W-L RECORDS		RPI 101-158		RPI 159-999		RPI 150+											
25- 8		5- 8		9- 0		OVERALL		7- 0		4- 0		5- 0											
10- 4		2- 4		4- 0		HOME		2- 0		2- 0		2- 0											
9- 4		3- 4		3- 0		AWAY		3- 0		0- 0		1- 0											
6- 0		0- 0		2- 0		NEUTRAL		2- 0		2- 0		2- 0											
11- 2		1- 2		3- 0		NON-CONFERENCE		3- 0		4- 0		5- 0											
3- 1		0- 1		1- 0		HOME		0- 0		2- 0		2- 0											
2- 1		1- 1		0- 0		AWAY		1- 0		0- 0		1- 0											
6- 0		0- 0		2- 0		NEUTRAL		2- 0		2- 0		2- 0											
14- 6		4- 6		6- 0		CONFERENCE		4- 0		0- 0		0- 0											
7- 3		2- 3		3- 0		HOME		2- 0		0- 0		0- 0											
7- 3		2- 3		3- 0		AWAY		2- 0		0- 0		0- 0											
0- 0		0- 0		0- 0		NEUTRAL		0- 0		0- 0		0- 0											
RPI	S	Opponent		Score		RPI	S	Opponent		Score		RPI	S	Opponent		Score		RPI	S	Opponent		Score	
1	H	Nebraska		2	3	57	N	Winthrop		3	0	101	N	UNI		3	0	172	H	UCF		3	0
2	A	Penn St.		0	3	58	A	Michigan		3	1	116	A	Iowa		3	0	196	N	Maine		3	0
2	H	Penn St.		0	3	58	H	Michigan		3	0	116	H	Iowa		3	0	274	N	Campbell		3	0
7	A	Tennessee		2	3	60	N	Houston		3	0	120	N	Florida St.		3	0	292	H	North Dakota St.		3	0
13	A	Wisconsin		2	3	70	A	Michigan St.		3	1	140	A	Indiana		3	0						
13	H	Wisconsin		3	1	70	H	Michigan St.		3	0	140	H	Indiana		3	0						
16	A	Purdue		1	3	71	A	Illinois		3	1	156	A	TCU		3	1						
16	H	Purdue		3	1	71	H	Illinois		3	0												
17	A	Ohio St.		3	0	92	H	Xavier		3	0												
17	H	Ohio St.		0	3																		
27	A	Kansas St.		3	1																		
38	A	Northwestern		3	0																		
38	H	Northwestern		2	3																		
LAST 10 GAMES																							
7	A	Tennessee		2	3	2	A	Penn St.		0	3												
57	N	Winthrop		3	0	13	H	Wisconsin		3	1												
16	H	Purdue		3	1	38	H	Northwestern		2	3												
71	H	Illinois		3	0	70	A	Michigan St.		3	1												
17	A	Ohio St.		3	0	58	A	Michigan		3	1												

Non-Div. I Games:

Minnesota

Average RPI Win: 96		WON-LOST RECORD		WINNING PCT. RANK		LAST 10 GAMES		STRENGTH OF SCHEDULE		OPP. STRENGTH OF SCHEDULE		TEAM RPI		ADJ RPI		CONF. RPI		ADJ CONF. RPI	
DIV. I ONLY		20- 11		.64516 82		7- 3		5		7		22		.63823 21		2		2	
DIV. I NON-CONF.		10- 3		.76923 52		3- 1		6		10		10		.69179 11		3		3	
TOTALS		RPI 1-50		RPI 51-100		W-L RECORDS		RPI 101-158		RPI 159-999		RPI 150+							
20- 11		6- 11		7- 0		OVERALL		4- 0		3- 0		3- 0							
8- 3		3- 3		2- 0		HOME		2- 0		1- 0		1- 0							
6- 7		1- 7		2- 0		AWAY		2- 0		1- 0		1- 0							
6- 1		2- 1		3- 0		NEUTRAL		0- 0		1- 0		1- 0							
10- 3		4- 3		5- 0		NON-CONFERENCE		0- 0		1- 0		1- 0							
2- 0		1- 0		1- 0		HOME		0- 0		0- 0		0- 0							
2- 2		1- 2		1- 0		AWAY		0- 0		0- 0		0- 0							
6- 1		2- 1		3- 0		NEUTRAL		0- 0		1- 0		1- 0							
10- 8		2- 8		2- 0		CONFERENCE		4- 0		2- 0		2- 0							
6- 3		2- 3		1- 0		HOME		2- 0		1- 0		1- 0							
4- 5		0- 5		1- 0		AWAY		2- 0		1- 0		1- 0							
0- 0		0- 0		0- 0		NEUTRAL		0- 0		0- 0		0- 0							
RPI	S	Opponent		Score		RPI	S	Opponent		Score		RPI	S	Opponent		Score			
1	N	Nebraska		0	3	65	H	Kansas		3	1	143	A	Arizona St.		3	0		
3	A	Washington		0	3	67	A	Nevada		3	2	143	H	Arizona St.		3	1		
3	H	Washington		3	2	80	N	Valparaiso		3	2	144	A	Oregon		3	2		
6	A	Arizona		0	3	91	N	Eastern Ky.		3	0	144	H	Oregon		3	0		
6	H	Arizona		1	3	94	N	Villanova		3	0								
10	A	Stanford		0	3	97	A	Oregon St.		3	0								
10	H	Stanford		1	3	97	H	Oregon St.		3	0								
13	A	Wisconsin		0	3														
14	A	Hawaii		1	3														
15	H	San Diego		3	0														
15	N	San Diego		3	1														
18	A	Southern California		1	3														
18	H	Southern California		1	3														
29	A	California		0	3														
29	H	California		3	1														
33	A	Pepperdine		3	2														
50	N	Cincinnati		3	2														
LAST 10 GAMES																			
1	N	Nebraska		0	3	6	A	Arizona		0	3								
15	H	San Diego		3	0	143	A	Arizona St.		3	0								
65	H	Kansas		3	1	3	H	Washington		3	2								
29	H	California		3	1	189	H	Washington St.		3	0								
10	H	Stanford		1	3	33	A	Pepperdine		3	2								

Non-Div. I Games:

UCLA

Average RPI Win:	123	WON-LOST	WINNING	LAST 10	STRENGTH OF	OPP. STRENGTH	TEAM	ADJ	CONF.	ADJ CONF.		
Average RPI Loss:	30	RECORD	PCT. RANK	GAMES	SCHEDULE	OF SCHEDULE	RPI	RPI	RPI	RPI		
DIV. I ONLY		25- 4	.86207	16	6- 4	72	61	19	.63734	22	7	9
DIV. I NON-CONF.		9- 1	.9	10	0- 1	53	38	20	.65682	22	9	9
<hr/>												
TOTALS	RPI 1-50	RPI 51-100		W-L RECORDS		RPI 101-158		RPI 159-999		RPI 150+		
25- 4	4- 4	6- 0		OVERALL		10- 0		5- 0		10- 0		
11- 1	1- 1	3- 0		HOME		5- 0		2- 0		4- 0		
12- 1	2- 1	3- 0		AWAY		4- 0		3- 0		5- 0		
2- 2	1- 2	0- 0		NEUTRAL		1- 0		0- 0		1- 0		
<hr/>												
9- 1	2- 1	3- 0		NON-CONFERENCE		1- 0		3- 0		3- 0		
4- 0	0- 0	2- 0		HOME		1- 0		1- 0		1- 0		
4- 0	1- 0	1- 0		AWAY		0- 0		2- 0		2- 0		
1- 1	1- 1	0- 0		NEUTRAL		0- 0		0- 0		0- 0		
<hr/>												
16- 3	2- 3	3- 0		CONFERENCE		9- 0		2- 0		7- 0		
7- 1	1- 1	1- 0		HOME		4- 0		1- 0		3- 0		
8- 1	1- 1	2- 0		AWAY		4- 0		1- 0		3- 0		
1- 1	0- 1	0- 0		NEUTRAL		1- 0		0- 0		1- 0		
<hr/>												
RPI S	Opponent	Score		RPI S	Opponent	Score		RPI S	Opponent	Score		
17 A	Ohio St.	3	2	55 H	Utah St.	3	1	108 A	San Diego St.	3	0	
23 A	Utah	0	3	65 H	Kansas	3	1	108 H	San Diego St.	3	0	
23 H	Utah	3	1	67 A	Nevada	3	2	126 H	Montana St.	3	0	
23 N	Utah	1	3	88 A	UNLV	3	2	129 A	New Mexico	3	2	
32 N	Duke	3	2	88 A	UNLV	3	1	129 H	New Mexico	3	0	
33 N	Pepperdine	1	3	88 H	UNLV	3	1	154 A	Wyoming	3	0	
41 A	Colorado St.	3	0					154 H	Wyoming	3	0	
41 H	Colorado St.	2	3					156 A	TCU	3	1	
								156 H	TCU	3	0	
								156 N	TCU	3	0	
<hr/>												
				LAST 10 GAMES								
				33 N	Pepperdine	1	3	108 A	San Diego St.	3	0	
				23 N	Utah	1	3	154 H	Wyoming	3	0	
				88 A	UNLV	3	2	41 H	Colorado St.	2	3	
				156 N	TCU	3	0	23 A	Utah	0	3	
				88 A	UNLV	3	1	156 A	TCU	3	1	

Non-Div. I Games:

Brigham Young

Average RPI Win:	120	WON-LOST RECORD	WINNING PCT. RANK	LAST 10 GAMES	STRENGTH OF SCHEDULE	OPP. STRENGTH OF SCHEDULE	TEAM RPI	ADJ RPI	CONF. RPI	ADJ CONF. RPI					
DIV. I ONLY		23- 9	.71875	51	7- 3	24	58	26	.6274	23	7	9			
DIV. I NON-CONF.		9- 4	.69231	78	1- 1	19	20	24	.64037	24	9	9			
<hr/>															
TOTALS	RPI 1-50	RPI 51-100		W-L RECORDS		RPI 101-158		RPI 159-999		RPI 150+					
23- 9	5- 7	5- 0		OVERALL		8- 2		5- 0		10- 0					
12- 2	2- 2	2- 0		HOME		5- 0		3- 0		5- 0					
7- 5	1- 3	2- 0		AWAY		2- 2		2- 0		4- 0					
4- 2	2- 2	1- 0		NEUTRAL		1- 0		0- 0		1- 0					
<hr/>															
9- 4	2- 4	3- 0		NON-CONFERENCE		1- 0		3- 0		3- 0					
5- 1	1- 1	1- 0		HOME		1- 0		2- 0		2- 0					
3- 1	1- 1	1- 0		AWAY		0- 0		1- 0		1- 0					
1- 2	0- 2	1- 0		NEUTRAL		0- 0		0- 0		0- 0					
<hr/>															
14- 5	3- 3	2- 0		CONFERENCE		7- 2		2- 0		7- 0					
7- 1	1- 1	1- 0		HOME		4- 0		1- 0		3- 0					
4- 4	0- 2	1- 0		AWAY		2- 2		1- 0		3- 0					
3- 0	2- 0	0- 0		NEUTRAL		1- 0		0- 0		1- 0					
<hr/>															
RPI S	Opponent	Score		RPI S	Opponent	Score		RPI S	Opponent	Score		RPI S	Opponent	Score	
6 H	Arizona	1	3	53 H	Loyola Marymount	3	0	104 H	Idaho	3	1	193 H	Weber St.	3	0
7 N	Tennessee	0	3	55 A	Utah St.	3	2	108 A	San Diego St.	1	3	207 A	Utah Valley St.	3	1
8 A	Missouri	0	3	69 N	Iowa St.	3	1	108 H	San Diego St.	3	1	215 H	Idaho St.	3	0
9 H	Santa Clara	3	2	88 A	UNLV	3	2	129 A	New Mexico	2	3	266 A	Air Force	3	0
22 A	Brigham Young	1	3	88 H	UNLV	3	0	129 H	New Mexico	3	1	266 H	Air Force	3	1
22 H	Brigham Young	3	0					154 A	Wyoming	3	1				
22 N	Brigham Young	3	1					154 H	Wyoming	3	1				
30 N	Arkansas	2	3					154 N	Wyoming	3	0				
41 A	Colorado St.	2	3					156 A	TCU	3	0				
41 H	Colorado St.	1	3					156 H	TCU	3	1				
41 N	Colorado St.	3	0												
48 A	Missouri St.	3	1												
<hr/>															
LAST 10 GAMES															
6 H	Arizona	1	3	108 A	San Diego St.	1	3								
53 H	Loyola Marymount	3	0	88 A	UNLV	3	2								
22 N	Brigham Young	3	1	41 H	Colorado St.	1	3								
41 N	Colorado St.	3	0	154 H	Wyoming	3	1								
154 N	Wyoming	3	0	22 H	Brigham Young	3	0								

Non-Div. I Games:

Utah

Average RPI Win:	118	WON-LOST RECORD	WINNING PCT. RANK	LAST 10 GAMES	STRENGTH OF SCHEDULE	OPP. STRENGTH OF SCHEDULE	TEAM RPI	ADJ RPI	CONF. RPI	ADJ CONF. RPI					
DIV. I ONLY		25- 7	.78125	33	8- 2	47	59	25	.62697	24	9	8			
DIV. I NON-CONF.		13- 5	.72222	70	2- 2	42	19	34	.62971	29	11	11			
<hr/>															
TOTALS	RPI 1-50	RPI 51-100		W-L RECORDS		RPI 101-158		RPI 159-999		RPI 150+					
25- 7	5- 5	8- 1		OVERALL		7- 1		5- 0		5- 0					
12- 2	3- 0	3- 1		HOME		3- 1		3- 0		3- 0					
9- 3	1- 3	3- 0		AWAY		3- 0		2- 0		2- 0					
4- 2	1- 2	2- 0		NEUTRAL		1- 0		0- 0		0- 0					
<hr/>															
13- 5	4- 4	5- 0		NON-CONFERENCE		1- 1		3- 0		3- 0					
6- 1	2- 0	2- 0		HOME		0- 1		2- 0		2- 0					
3- 2	1- 2	1- 0		AWAY		0- 0		1- 0		1- 0					
4- 2	1- 2	2- 0		NEUTRAL		1- 0		0- 0		0- 0					
<hr/>															
12- 2	1- 1	3- 1		CONFERENCE		6- 0		2- 0		2- 0					
6- 1	1- 0	1- 1		HOME		3- 0		1- 0		1- 0					
6- 1	0- 1	2- 0		AWAY		3- 0		1- 0		1- 0					
0- 0	0- 0	0- 0		NEUTRAL		0- 0		0- 0		0- 0					
<hr/>															
RPI S	Opponent	Score		RPI S	Opponent	Score		RPI S	Opponent	Score		RPI S	Opponent	Score	
5 N	Louisville	0	3	58 N	Michigan	3	0	102 H	Florida A&M	1	3	225 H	South Dakota St.	3	0
15 A	San Diego	1	3	63 H	Pittsburgh	3	0	131 N	Rutgers	3	1	229 A	Cal St. Northridge	3	0
15 N	San Diego	1	3	81 N	American	3	0	133 A	UC Riverside	3	0	229 H	Cal St. Northridge	3	0
17 A	Ohio St.	0	3	83 H	Long Island	3	0	133 H	UC Riverside	3	0	257 A	UC Davis	3	0
30 N	Arkansas	3	0	88 A	UNLV	3	2	136 A	UC Irvine	3	0	257 H	UC Davis	3	0
31 H	Sacramento St.	3	2	89 A	Cal Poly	3	1	136 H	UC Irvine	3	0				
33 A	Pepperdine	3	0	89 H	Cal Poly	2	3	141 A	Cal St. Fullerton	3	0				
34 A	UC Santa Barb.	0	3	90 A	Pacific	3	2	141 H	Cal St. Fullerton	3	0				
34 H	UC Santa Barb.	3	0	90 H	Pacific	3	0								
36 H	St. Mary's (Cal.)	3	1												
<hr/>															
				LAST 10 GAMES											
				15 N San Diego 1 3				90 H Pacific 3 0							
				102 H Florida A&M 1 3				141 A Cal St. Fullerton 3 0							
				63 H Pittsburgh 3 0				133 A UC Riverside 3 0							
				225 H South Dakota St. 3 0				136 H UC Irvine 3 0							
				229 H Cal St. Northridge 3 0				90 A Pacific 3 2							

Non-Div. I Games:

Long Beach St.

Maryland

Through Games Of Final 2005 RPI

Average RPI Win:	130	WON-LOST RECORD	WINNING PCT. RANK	LAST 10 GAMES	STRENGTH OF SCHEDULE	OPP. STRENGTH OF SCHEDULE	TEAM RPI	ADJ RPI	CONF. RPI	ADJ CONF. RPI				
DIV. I ONLY		28- 5	.84848	17	6- 4	75	96	23	.62406	25	11	10		
DIV. I NON-CONF.		10- 1	.90909	8	1- 1	30	120	14	.66695	16	6	6		
<hr/>														
TOTALS	RPI 1-50	RPI 51-100		W-L RECORDS		RPI 101-158		RPI 159-999		RPI 150+				
28- 5	3- 3	9- 1		OVERALL		7- 1		9- 0		9- 0				
14- 0	3- 0	3- 0		HOME		4- 0		4- 0		4- 0				
9- 5	0- 3	3- 1		AWAY		3- 1		3- 0		3- 0				
5- 0	0- 0	3- 0		NEUTRAL		0- 0		2- 0		2- 0				
<hr/>														
10- 1	1- 1	4- 0		NON-CONFERENCE		2- 0		3- 0		3- 0				
3- 0	1- 0	0- 0		HOME		1- 0		1- 0		1- 0				
2- 1	0- 1	1- 0		AWAY		1- 0		0- 0		0- 0				
5- 0	0- 0	3- 0		NEUTRAL		0- 0		2- 0		2- 0				
<hr/>														
18- 4	2- 2	5- 1		CONFERENCE		5- 1		6- 0		6- 0				
11- 0	2- 0	3- 0		HOME		3- 0		3- 0		3- 0				
7- 4	0- 2	2- 1		AWAY		2- 1		3- 0		3- 0				
0- 0	0- 0	0- 0		NEUTRAL		0- 0		0- 0		0- 0				
<hr/>														
RPI	S	Opponent	Score		RPI	S	Opponent	Score		RPI	S	Opponent	Score	
5	A	Louisville	0	3	62	N	Kentucky	3	1	105	A	Wake Forest	2	3
32	A	Duke	0	3	63	A	Pittsburgh	3	0	105	H	Wake Forest	3	2
32	H	Duke	3	0	74	A	Virginia	3	2	120	A	Florida St.	3	1
42	H	Marshall	3	1	74	H	Virginia	3	1	120	H	Florida St.	3	0
46	A	North Carolina	0	3	78	N	Miami (Ohio)	3	2	131	H	Rutgers	3	0
46	H	North Carolina	3	1	81	N	American	3	0	142	A	Fordham	3	0
					93	A	Miami (Fla.)	3	2	146	A	Virginia Tech	3	0
					93	H	Miami (Fla.)	3	1	146	H	Virginia Tech	3	0
					95	A	Georgia Tech	2	3					
					95	H	Georgia Tech	3	1					
<hr/>														
LAST 10 GAMES														
5	A	Louisville	0	3	174	H	Clemson	3	1					
62	N	Kentucky	3	1	105	A	Wake Forest	2	3					
46	A	North Carolina	0	3	32	A	Duke	0	3					
237	A	North Carolina St.	3	1	146	H	Virginia Tech	3	0					
95	H	Georgia Tech	3	1	74	H	Virginia	3	1					

Non-Div. I Games:

Maryland

Average RPI Win:		175	WON-LOST		WINNING		LAST 10		STRENGTH OF		OPP. STRENGTH		TEAM		ADJ		CONF.		ADJ CONF.		
Average RPI Loss:		12	RECORD		PCT. RANK		GAMES		SCHEDULE		OF SCHEDULE		RPI		RPI		RPI		RPI		
DIV. I ONLY			32- 2		.94118		4		9- 1		122		150		24		.62097		23		
DIV. I NON-CONF.			11- 2		.84615		23		2- 1		65		31		27		.63436		22		
TOTALS		RPI 1-50		RPI 51-100		W-L RECORDS		RPI 101-158		RPI 159-999		RPI 150+									
32- 2		1- 2		7- 0		OVERALL		5- 0		19- 0		19- 0									
12- 0		0- 0		4- 0		HOME		1- 0		7- 0		7- 0									
12- 1		1- 1		2- 0		AWAY		1- 0		8- 0		8- 0									
8- 1		0- 1		1- 0		NEUTRAL		3- 0		4- 0		4- 0									
11- 2		1- 2		4- 0		NON-CONFERENCE		3- 0		3- 0		3- 0									
3- 0		0- 0		3- 0		HOME		0- 0		0- 0		0- 0									
3- 1		1- 1		1- 0		AWAY		0- 0		1- 0		1- 0									
5- 1		0- 1		0- 0		NEUTRAL		3- 0		2- 0		2- 0									
21- 0		0- 0		3- 0		CONFERENCE		2- 0		16- 0		16- 0									
9- 0		0- 0		1- 0		HOME		1- 0		7- 0		7- 0									
9- 0		0- 0		1- 0		AWAY		1- 0		7- 0		7- 0									
3- 0		0- 0		1- 0		NEUTRAL		0- 0		2- 0		2- 0									
RPI	S	Opponent			Score		RPI	S	Opponent			Score		RPI	S	Opponent			Score		
7	A	Tennessee			0	3	60	H	Houston			3	2	103	N	Bowling Green			3	0	
16	N	Purdue			0	3	68	H	South Carolina			3	0	110	N	Baylor			3	0	
46	A	North Carolina			3	1	98	A	Coastal Caro.			3	1	121	N	Denver			3	1	
							98	H	Coastal Caro.			3	0	139	A	Ga. Southern			3	0	
							100	A	Appalachian St.			3	2	139	H	Ga. Southern			3	0	
							100	H	Appalachian St.			3	0								
							100	N	Appalachian St.			3	0								
							LAST 10 GAMES														
							16	N	Purdue			0	3	239	N	Wofford			3	0	
							46	A	North Carolina			3	1	139	H	Ga. Southern			3	0	
							98	H	Coastal Caro.			3	0	223	H	Davidson			3	0	
							100	N	Appalachian St.			3	0	100	H	Appalachian St.			3	0	
							164	N	Chattanooga			3	0	164	A	Chattanooga			3	0	

Average RPI Win:	99	WON-LOST RECORD	WINNING PCT. RANK	LAST 10 GAMES	STRENGTH OF SCHEDULE	OPP. STRENGTH OF SCHEDULE	TEAM RPI	ADJ RPI	CONF. RPI	ADJ CONF. RPI		
DIV. I ONLY		21- 11	.65625	74	6- 4	21	21	29	.61543	27	3	3
DIV. I NON-CONF.		10- 2	.83333	29	1- 1	18	46	15	.66971	15	2	2
<hr/>												
TOTALS	RPI 1-50	RPI 51-100		W-L RECORDS		RPI 101-158		RPI 159-999		RPI 150+		
21- 11	3- 9	6- 2		OVERALL		11- 0		1- 0		1- 0		
10- 5	1- 4	3- 1		HOME		5- 0		1- 0		1- 0		
7- 6	2- 5	2- 1		AWAY		3- 0		0- 0		0- 0		
4- 0	0- 0	1- 0		NEUTRAL		3- 0		0- 0		0- 0		
<hr/>												
10- 2	2- 2	2- 0		NON-CONFERENCE		5- 0		1- 0		1- 0		
4- 1	0- 1	1- 0		HOME		2- 0		1- 0		1- 0		
2- 1	2- 1	0- 0		AWAY		0- 0		0- 0		0- 0		
4- 0	0- 0	1- 0		NEUTRAL		3- 0		0- 0		0- 0		
<hr/>												
11- 9	1- 7	4- 2		CONFERENCE		6- 0		0- 0		0- 0		
6- 4	1- 3	2- 1		HOME		3- 0		0- 0		0- 0		
5- 5	0- 4	2- 1		AWAY		3- 0		0- 0		0- 0		
0- 0	0- 0	0- 0		NEUTRAL		0- 0		0- 0		0- 0		
<hr/>												
RPI S	Opponent	Score	RPI S	Opponent	Score	RPI S	Opponent	Score	RPI S	Opponent	Score	
1 A	Nebraska	1 3	55 N	Utah St.	3 2	102 N	Florida A&M	3 1	225 H	South Dakota St.	3 0	
1 H	Nebraska	0 3	59 A	Texas A&M	2 3	110 A	Baylor	3 2				
4 A	Florida	0 3	59 H	Texas A&M	3 0	110 H	Baylor	3 0				
8 A	Missouri	0 3	60 H	Houston	3 1	117 N	Ark.-Little Rock	3 0				
8 H	Missouri	2 3	65 A	Kansas	3 0	120 H	Florida St.	3 0				
19 A	Texas	1 3	65 H	Kansas	1 3	122 N	St. Louis	3 0				
19 H	Texas	0 3	69 A	Iowa St.	3 2	124 H	Creighton	3 0				
20 H	Minnesota	1 3	69 H	Iowa St.	3 0	125 A	Texas Tech	3 1				
30 A	Arkansas	3 2				125 H	Texas Tech	3 0				
45 A	Colorado	2 3				147 A	Oklahoma	3 0				
45 H	Colorado	3 2				147 H	Oklahoma	3 0				
48 A	Missouri St.	3 0										
<hr/>												
LAST 10 GAMES												
4 A Florida						0 3	45 H Colorado					3 2
102 N Florida A&M						3 1	59 A Texas A&M					2 3
147 H Oklahoma						3 0	125 A Texas Tech					3 1
110 H Baylor						3 0	65 H Kansas					1 3
1 A Nebraska						1 3	69 A Iowa St.					3 2

Average RPI Win:	171	WON-LOST RECORD	WINNING PCT. RANK	LAST 10 GAMES	STRENGTH OF SCHEDULE	OPP. STRENGTH OF SCHEDULE	TEAM RPI	ADJ RPI	CONF. RPI	ADJ CONF. RPI		
DIV. I ONLY		31- 3	.91176	7	9- 1	121	140	27	.61523	28	16	17
DIV. I NON-CONF.		16- 3	.84211	27	1- 1	191	122	65	.57231	68	18	18
<hr/>												
TOTALS	RPI 1-50	RPI 51-100		W-L RECORDS		RPI 101-158		RPI 159-999		RPI 150+		
31- 3	3- 2	2- 0		OVERALL		8- 1		18- 0		19- 0		
14- 0	1- 0	0- 0		HOME		4- 0		9- 0		9- 0		
10- 3	2- 2	1- 0		AWAY		2- 1		5- 0		5- 0		
7- 0	0- 0	1- 0		NEUTRAL		2- 0		4- 0		5- 0		
16- 3	0- 2	2- 0		NON-CONFERENCE		4- 1		10- 0		11- 0		
7- 0	0- 0	0- 0		HOME		2- 0		5- 0		5- 0		
4- 3	0- 2	1- 0		AWAY		1- 1		2- 0		2- 0		
5- 0	0- 0	1- 0		NEUTRAL		1- 0		3- 0		4- 0		
15- 0	3- 0	0- 0		CONFERENCE		4- 0		8- 0		8- 0		
7- 0	1- 0	0- 0		HOME		2- 0		4- 0		4- 0		
6- 0	2- 0	0- 0		AWAY		1- 0		3- 0		3- 0		
2- 0	0- 0	0- 0		NEUTRAL		1- 0		1- 0		1- 0		
RPI S	Opponent	Score		RPI S	Opponent	Score		RPI S	Opponent	Score		
5 A	Louisville	1	3	83 N	Long Island	3	1	107 A	Illinois St.	2	3	
43 A	Middle Tenn.	3	1	95 A	Georgia Tech	3	0	115 H	Tennessee St.	3	0	
43 A	Middle Tenn.	3	2					117 A	Ark.-Little Rock	3	0	
43 H	Middle Tenn.	3	0					117 H	Ark.-Little Rock	3	0	
50 A	Cincinnati	1	3					117 N	Ark.-Little Rock	3	0	
								121 H	Denver	3	0	
								140 A	Indiana	3	2	
								150 H	Belmont	3	0	
								155 N	George Washington	3	0	

Non-Div. I Games:

Western Ky.

California

Through Games Of Final 2005 RPI

Average RPI Win:	123	WON-LOST RECORD		WINNING PCT. RANK		LAST 10 GAMES		STRENGTH OF SCHEDULE		OPP. STRENGTH OF SCHEDULE		TEAM RPI		ADJ RPI		CONF. RPI		ADJ CONF. RPI					
DIV. I ONLY		19- 11		.63333	88	5- 5		22		34		32		.61427	29	2		2					
DIV. I NON-CONF.		9- 3		.75	56	2- 1		29		97		28		.63274	28	3		3					
TOTALS		RPI 1-50		RPI 51-100		W-L RECORDS		RPI 101-158		RPI 159-999		RPI 150+											
19- 11		5- 9		2- 2		OVERALL		6- 0		6- 0		6- 0											
9- 4		4- 3		0- 1		HOME		3- 0		2- 0		2- 0											
5- 7		0- 6		1- 1		AWAY		2- 0		2- 0		2- 0											
5- 0		1- 0		1- 0		NEUTRAL		1- 0		2- 0		2- 0											
9- 3		2- 2		1- 1		NON-CONFERENCE		2- 0		4- 0		4- 0											
3- 1		1- 1		0- 0		HOME		1- 0		1- 0		1- 0											
1- 2		0- 1		0- 1		AWAY		0- 0		1- 0		1- 0											
5- 0		1- 0		1- 0		NEUTRAL		1- 0		2- 0		2- 0											
10- 8		3- 7		1- 1		CONFERENCE		4- 0		2- 0		2- 0											
6- 3		3- 2		0- 1		HOME		2- 0		1- 0		1- 0											
4- 5		0- 5		1- 0		AWAY		2- 0		1- 0		1- 0											
0- 0		0- 0		0- 0		NEUTRAL		0- 0		0- 0		0- 0											
RPI	S	Opponent		Score		RPI	S	Opponent		Score		RPI	S	Opponent		Score							
3	A	Washington		2 3		67	A	Nevada		2 3		102	H	Florida A&M		3 0		167	A	Texas St.		3 0	
3	H	Washington		2 3		80	N	Valparaiso		3 0		126	N	Montana St.		3 0		189	A	Washington St.		3 2	
6	A	Arizona		0 3		97	A	Oregon St.		3 0		143	A	Arizona St.		3 0		189	H	Washington St.		3 0	
6	H	Arizona		3 1		97	H	Oregon St.		2 3		143	H	Arizona St.		3 0		191	N	Akron		3 0	
9	H	Santa Clara		3 2								144	A	Oregon		3 1		257	H	UC Davis		3 0	
10	A	Stanford		2 3								144	H	Oregon		3 0		277	N	Morgan St.		3 0	
10	H	Stanford		1 3																			
13	A	Wisconsin		0 3																			
15	H	San Diego		2 3																			
18	A	Southern California		0 3																			
18	H	Southern California		3 2																			
21	A	UCLA		1 3																			
21	H	UCLA		3 0																			
40	N	Albany (N.Y.)		3 0																			
LAST 10 GAMES																							
13	A	Wisconsin		0 3		9	H	Santa Clara		3 2		143	H	Arizona St.		3 0		6	H	Arizona		3 1	
80	N	Valparaiso		3 0		143	H	Arizona St.		3 0		3	A	Washington		2 3		189	A	Washington St.		3 2	
21	A	UCLA		1 3		6	H	Arizona		3 1													
18	A	Southern California		0 3																			
10	A	Stanford		2 3																			

Non-Div. I Games:

California

Arkansas

Through Games Of Final 2005 RPI

Average RPI Win: 106		WON-LOST	WINNING	LAST 10	STRENGTH OF		OPP. STRENGTH	TEAM	ADJ	CONF.	ADJ CONF.		
Average RPI Loss: 35		RECORD	PCT. RANK	GAMES	SCHEDULE		OF SCHEDULE	RPI	RPI	RPI	RPI		
DIV. I ONLY		21- 12	.63636	87	6- 4		17	39	31	.61354	30	4	5
DIV. I NON-CONF.		9- 6	.6	114	2- 1		20	29	38	.61348	37	4	4
TOTALS		RPI 1-50	RPI 51-100		W-L RECORDS		RPI 101-158		RPI 159-999		RPI 150+		
21- 12		5- 9	5- 2		OVERALL		7- 1		4- 0		6- 0		
11- 4		2- 2	2- 1		HOME		4- 1		3- 0		4- 0		
5- 6		1- 5	0- 1		AWAY		3- 0		1- 0		2- 0		
5- 2		2- 2	3- 0		NEUTRAL		0- 0		0- 0		0- 0		
9- 6		2- 5	3- 0		NON-CONFERENCE		2- 1		2- 0		2- 0		
5- 2		0- 1	1- 0		HOME		2- 1		2- 0		2- 0		
0- 3		0- 3	0- 0		AWAY		0- 0		0- 0		0- 0		
4- 1		2- 1	2- 0		NEUTRAL		0- 0		0- 0		0- 0		
12- 6		3- 4	2- 2		CONFERENCE		5- 0		2- 0		4- 0		
6- 2		2- 1	1- 1		HOME		2- 0		1- 0		2- 0		
5- 3		1- 2	0- 1		AWAY		3- 0		1- 0		2- 0		
1- 1		0- 1	1- 0		NEUTRAL		0- 0		0- 0		0- 0		
RPI S	Opponent	Score	RPI S	Opponent	Score	RPI S	Opponent	Score	RPI S	Opponent	Score		
4 A	Florida	0 3	55 H	Utah St.	3 2	111 A	Mississippi St.	3 2	177 H	North Texas	3 0		
4 N	Florida	2 3	62 A	Kentucky	1 3	111 H	Mississippi St.	3 0	179 H	Memphis	3 0		
7 H	Tennessee	0 3	62 H	Kentucky	1 3	122 H	St. Louis	2 3	214 A	Mississippi	3 0		
8 A	Missouri	0 3	62 N	Kentucky	3 1	123 A	Georgia	3 2	214 H	Mississippi	3 0		
15 A	San Diego	1 3	68 H	South Carolina	3 2	127 H	Oral Roberts	3 0					
23 N	Utah	3 2	69 N	Iowa St.	3 0	150 H	Belmont	3 0					
24 N	Long Beach St.	0 3	88 N	UNLV	3 0	157 A	Auburn	3 1					
27 H	Kansas St.	2 3				157 H	Auburn	3 1					
35 A	LSU	0 3											
35 H	LSU	3 1											
36 N	St. Mary's (Cal.)	3 0											
39 A	Alabama	3 2											
39 H	Alabama	3 2											
48 A	Missouri St.	1 3											
LAST 10 GAMES													
8 A	Missouri	0 3	35 A	LSU	0 3								
36 N	St. Mary's (Cal.)	3 0	214 A	Mississippi	3 0								
4 N	Florida	2 3	111 A	Mississippi St.	3 2								
62 N	Kentucky	3 1	127 H	Oral Roberts	3 0								
62 H	Kentucky	1 3	157 H	Auburn	3 1								

Non-Div. I Games:

Arkansas

Average RPI Win:		141	WON-LOST		WINNING		LAST 10		STRENGTH OF		OPP. STRENGTH		TEAM	ADJ		CONF.	ADJ CONF.							
Average RPI Loss:		36	RECORD		PCT. RANK		GAMES		SCHEDULE		OF SCHEDULE		RPI	RPI		RPI	RPI							
DIV. I ONLY			26- 9		.74286		43		8- 2		33		84		28		.61294		31		14		14	
DIV. I NON-CONF.			11- 8		.57895		125		1- 2		25		14		40		.60378		39		14		14	
TOTALS		RPI 1-50		RPI 51-100				W-L RECORDS				RPI 101-158				RPI 159-999				RPI 150+				
26- 9		0- 7		11- 1				OVERALL				4- 1				11- 0				11- 0				
14- 1		0- 1		4- 0				HOME				3- 0				7- 0				7- 0				
10- 3		0- 1		5- 1				AWAY				1- 1				4- 0				4- 0				
2- 5		0- 5		2- 0				NEUTRAL				0- 0				0- 0				0- 0				
11- 8		0- 7		8- 1				NON-CONFERENCE				0- 0				3- 0				3- 0				
5- 1		0- 1		2- 0				HOME				0- 0				3- 0				3- 0				
4- 2		0- 1		4- 1				AWAY				0- 0				0- 0				0- 0				
2- 5		0- 5		2- 0				NEUTRAL				0- 0				0- 0				0- 0				
15- 1		0- 0		3- 0				CONFERENCE				4- 1				8- 0				8- 0				
9- 0		0- 0		2- 0				HOME				3- 0				4- 0				4- 0				
6- 1		0- 0		1- 0				AWAY				1- 1				4- 0				4- 0				
0- 0		0- 0		0- 0				NEUTRAL				0- 0				0- 0				0- 0				
RPI	S	Opponent		Score		RPI	S	Opponent		Score		RPI	S	Opponent		Score		RPI	S	Opponent		Score		
5	N	Louisville		0	3	53	H	Loyola Marymount		3	1	126	A	Montana St.		3	0	181	H	Bucknell		3	0	
9	H	Santa Clara		0	3	60	A	Houston		3	0	126	H	Montana St.		3	0	186	H	Columbia		3	0	
9	N	Santa Clara		1	3	67	H	Nevada		3	1	126	H	Montana St.		3	1	193	A	Weber St.		3	0	
12	N	Ohio		0	3	70	N	Michigan St.		3	2	132	A	Portland St.		2	3	193	H	Weber St.		3	1	
15	N	San Diego		1	3	73	A	Eastern Wash.		3	0	132	H	Portland St.		3	1	198	A	Montana		3	0	
24	A	Long Beach St.		2	3	73	H	Eastern Wash.		3	0							198	H	Montana		3	0	
32	N	Duke		0	3	73	H	Eastern Wash.		3	1							215	A	Idaho St.		3	0	
						79	A	San Francisco		3	1							215	H	Idaho St.		3	0	
						83	N	Long Island		3	1							253	A	Northern Ariz.		3	0	
						84	A	Rice		2	3							253	H	Northern Ariz.		3	0	
						90	A	Pacific		3	2							257	H	UC Davis		3	0	
						93	A	Miami (Fla.)		3	0													
LAST 10 GAMES																								
9	N	Santa Clara		1	3	253	H	Northern Ariz.		3	0													
12	N	Ohio		0	3	193	A	Weber St.		3	0													
90	A	Pacific		3	2	215	A	Idaho St.		3	0													
73	H	Eastern Wash.		3	1	132	H	Portland St.		3	1													
126	H	Montana St.		3	0	73	H	Eastern Wash.		3	0													

Average RPI Win:	118	WON-LOST	WINNING	LAST 10	STRENGTH OF	OPP. STRENGTH	TEAM	ADJ	CONF.	ADJ CONF.		
Average RPI Loss:	72	RECORD	PCT. RANK	GAMES	SCHEDULE	OF SCHEDULE	RPI	RPI	RPI	RPI		
DIV. I ONLY		24- 8	.75	41	9- 1	44	70	30	.61167	32	11	10
DIV. I NON-CONF.		7- 3	.7	73	1- 1	10	37	19	.65839	21	6	6
<hr/>												
TOTALS	RPI 1-50	RPI 51-100		W-L RECORDS		RPI 101-158		RPI 159-999		RPI 150+		
24- 8	3- 4	8- 2		OVERALL		7- 1		6- 1		6- 1		
14- 0	2- 0	4- 0		HOME		5- 0		3- 0		3- 0		
6- 7	0- 3	2- 2		AWAY		2- 1		2- 1		2- 1		
4- 1	1- 1	2- 0		NEUTRAL		0- 0		1- 0		1- 0		
<hr/>												
7- 3	1- 2	3- 1		NON-CONFERENCE		2- 0		1- 0		1- 0		
3- 0	0- 0	1- 0		HOME		2- 0		0- 0		0- 0		
0- 2	0- 1	0- 1		AWAY		0- 0		0- 0		0- 0		
4- 1	1- 1	2- 0		NEUTRAL		0- 0		1- 0		1- 0		
<hr/>												
17- 5	2- 2	5- 1		CONFERENCE		5- 1		5- 1		5- 1		
11- 0	2- 0	3- 0		HOME		3- 0		3- 0		3- 0		
6- 5	0- 2	2- 1		AWAY		2- 1		2- 1		2- 1		
0- 0	0- 0	0- 0		NEUTRAL		0- 0		0- 0		0- 0		
<hr/>												
RPI	S	Opponent	Score	RPI	S	Opponent	Score	RPI	S	Opponent	Score	
1	A	Nebraska	0 3	56	H	Cornell	3 1	105	A	Wake Forest	3 1	
22	N	Brigham Young	2 3	63	N	Pittsburgh	3 1	105	H	Wake Forest	3 0	
25	A	Maryland	0 3	74	A	Virginia	1 3	112	H	Southern Methodist	3 2	
25	H	Maryland	3 0	74	H	Virginia	3 1	120	A	Florida St.	3 2	
31	N	Sacramento St.	3 0	81	N	American	3 0	120	H	Florida St.	3 0	
46	A	North Carolina	2 3	84	A	Rice	0 3	130	H	Charlotte	3 0	
46	H	North Carolina	3 2	93	A	Miami (Fla.)	3 1	146	A	Virginia Tech	2 3	
				93	H	Miami (Fla.)	3 1	146	H	Virginia Tech	3 1	
				95	A	Georgia Tech	3 1					
				95	H	Georgia Tech	3 0					
<hr/>												
LAST 10 GAMES												
1	A	Nebraska	0 3	146	H	Virginia Tech	3 1					
81	N	American	3 0	105	A	Wake Forest	3 1					
93	A	Miami (Fla.)	3 1	208	H	Boston College	3 0					
120	A	Florida St.	3 2	25	H	Maryland	3 0					
74	H	Virginia	3 1	237	A	North Carolina St.	3 0					

Non-Div. I Games:

Duke

Pepperdine

Through Games Of Final 2005 RPI

Average RPI Win: 116		WON-LOST	WINNING	LAST 10	STRENGTH OF		OPP. STRENGTH	TEAM	ADJ	CONF.	ADJ CONF.
Average RPI Loss: 34		RECORD	PCT. RANK	GAMES	SCHEDULE		OF SCHEDULE	RPI	RPI	RPI	RPI
DIV. I ONLY		19- 12	.6129	100	7- 3		20	30	34	.60789	33
DIV. I NON-CONF.		9- 7	.5625	134	2- 1		40	18	52	.58948	47
TOTALS		RPI 1-50	RPI 51-100		W-L RECORDS		RPI 101-158		RPI 159-999		RPI 150+
19- 12	5- 11	6- 0		OVERALL		2- 0		6- 1		6- 1	
9- 5	3- 4	2- 0		HOME		1- 0		3- 1		3- 1	
6- 5	1- 5	2- 0		AWAY		1- 0		2- 0		2- 0	
4- 2	1- 2	2- 0		NEUTRAL		0- 0		1- 0		1- 0	
9- 7	3- 6	2- 0		NON-CONFERENCE		2- 0		2- 1		2- 1	
3- 4	1- 3	0- 0		HOME		1- 0		1- 1		1- 1	
2- 2	1- 2	0- 0		AWAY		1- 0		0- 0		0- 0	
4- 1	1- 1	2- 0		NEUTRAL		0- 0		1- 0		1- 0	
10- 5	2- 5	4- 0		CONFERENCE		0- 0		4- 0		4- 0	
6- 1	2- 1	2- 0		HOME		0- 0		2- 0		2- 0	
4- 3	0- 3	2- 0		AWAY		0- 0		2- 0		2- 0	
0- 1	0- 1	0- 0		NEUTRAL		0- 0		0- 0		0- 0	
RPI S	Opponent	Score		RPI S	Opponent	Score		RPI S	Opponent	Score	
1 A	Nebraska	1	3	53 A	Loyola Marymount	3	1	101 H	UNI	3	1
2 N	Penn St.	0	3	53 H	Loyola Marymount	3	0	145 A	Penn	3	0
9 A	Santa Clara	0	3	79 A	San Francisco	3	0				
9 H	Santa Clara	1	3	79 H	San Francisco	3	0				
9 N	Santa Clara	0	3	85 N	Towson	3	0				
15 A	San Diego	0	3	90 N	Pacific	3	0				
15 H	San Diego	3	2								
18 A	Southern California	0	3								
18 A	Southern California	3	0								
21 H	UCLA	2	3								
22 N	Brigham Young	3	1								
24 H	Long Beach St.	0	3								
34 H	UC Santa Barb.	0	3								
36 A	St. Mary's (Cal.)	1	3								
36 H	St. Mary's (Cal.)	3	2								
41 H	Colorado St.	3	0								
LAST 10 GAMES											
9 N	Santa Clara	0	3	53 A	Loyola Marymount	3	1				
18 A	Southern California	3	0	21 H	UCLA	2	3				
22 N	Brigham Young	3	1	79 H	San Francisco	3	0				
201 A	Portland	3	0	36 H	St. Mary's (Cal.)	3	2				
205 A	Gonzaga	3	0	15 A	San Diego	0	3				

Non-Div. I Games:

Pepperdine

Average RPI Win:	132	WON-LOST RECORD	WINNING PCT. RANK	LAST 10 GAMES	STRENGTH OF SCHEDULE	OPP. STRENGTH OF SCHEDULE	TEAM RPI	ADJ RPI	CONF. RPI	ADJ CONF. RPI		
DIV. I ONLY		21- 9	.7	59	8- 2	35	63	33	.60765	34	9	8
DIV. I NON-CONF.		9- 7	.5625	134	4- 1	34	23	48	.58999	46	11	11
<hr/>												
TOTALS	RPI 1-50	RPI 51-100		W-L RECORDS		RPI 101-158		RPI 159-999		RPI 150+		
21- 9	3- 7	5- 2		OVERALL		7- 0		6- 0		6- 0		
8- 0	1- 0	2- 0		HOME		3- 0		2- 0		2- 0		
8- 6	1- 5	2- 1		AWAY		3- 0		2- 0		2- 0		
5- 3	1- 2	1- 1		NEUTRAL		1- 0		2- 0		2- 0		
<hr/>												
9- 7	2- 6	2- 1		NON-CONFERENCE		1- 0		4- 0		4- 0		
1- 0	0- 0	0- 0		HOME		0- 0		1- 0		1- 0		
3- 4	1- 4	1- 0		AWAY		0- 0		1- 0		1- 0		
5- 3	1- 2	1- 1		NEUTRAL		1- 0		2- 0		2- 0		
<hr/>												
12- 2	1- 1	3- 1		CONFERENCE		6- 0		2- 0		2- 0		
7- 0	1- 0	2- 0		HOME		3- 0		1- 0		1- 0		
5- 2	0- 1	1- 1		AWAY		3- 0		1- 0		1- 0		
0- 0	0- 0	0- 0		NEUTRAL		0- 0		0- 0		0- 0		
<hr/>												
RPI S	Opponent	Score		RPI S	Opponent	Score		RPI S	Opponent	Score		
4 A	Florida	0	3	53 A	Loyola Marymount	3	1	102 N	Florida A&M	3	0	
6 N	Arizona	0	3	54 N	Dayton	3	0	133 A	UC Riverside	3	0	
9 A	Santa Clara	0	3	55 N	Utah St.	2	3	133 H	UC Riverside	3	0	
10 A	Stanford	1	3	89 A	Cal Poly	1	3	136 A	UC Irvine	3	2	
18 A	Southern California	1	3	89 H	Cal Poly	3	0	136 H	UC Irvine	3	0	
24 A	Long Beach St.	0	3	90 A	Pacific	3	2	141 A	Cal St. Fullerton	3	1	
24 H	Long Beach St.	3	0	90 H	Pacific	3	2	141 H	Cal St. Fullerton	3	0	
33 A	Pepperdine	3	0									
36 N	St. Mary's (Cal.)	1	3									
48 N	Missouri St.	3	2									
<hr/>												
LAST 10 GAMES												
18 A	Southern California	1	3	229 A	Cal St. Northridge	3	0					
225 N	South Dakota St.	3	1	90 A	Pacific	3	2					
102 N	Florida A&M	3	0	141 H	Cal St. Fullerton	3	0					
53 A	Loyola Marymount	3	1	133 H	UC Riverside	3	0					
257 H	UC Davis	3	0	24 A	Long Beach St.	0	3					

Non-Div. I Games:

UC Santa Barb.

Average RPI Win:		128	WON-LOST RECORD		WINNING PCT. RANK		LAST 10 GAMES		STRENGTH OF SCHEDULE		OPP. STRENGTH OF SCHEDULE		TEAM RPI		ADJ RPI		CONF. RPI		ADJ CONF. RPI								
Average RPI Loss:		45																									
DIV. I ONLY			21- 8		.72414 49		6- 4		68		52		36		.60412 35		4		5								
DIV. I NON-CONF.			10- 2		.83333 29		0- 1		71		100		36		.61979 36		4		4								
TOTALS		RPI 1-50		RPI 51-100		W-L RECORDS		RPI 101-158		RPI 159-999		RPI 150+															
21- 8		4- 5		3- 2		OVERALL		8- 1		6- 0		9- 0															
6- 0		2- 0		1- 0		HOME		2- 0		1- 0		2- 0															
6- 7		0- 5		0- 1		AWAY		4- 1		2- 0		4- 0															
9- 1		2- 0		2- 1		NEUTRAL		2- 0		3- 0		3- 0															
10- 2		1- 1		1- 1		NON-CONFERENCE		4- 0		4- 0		5- 0															
0- 0		0- 0		0- 0		HOME		0- 0		0- 0		0- 0															
3- 1		0- 1		0- 0		AWAY		2- 0		1- 0		2- 0															
7- 1		1- 0		1- 1		NEUTRAL		2- 0		3- 0		3- 0															
11- 6		3- 4		2- 1		CONFERENCE		4- 1		2- 0		4- 0															
6- 0		2- 0		1- 0		HOME		2- 0		1- 0		2- 0															
3- 6		0- 4		0- 1		AWAY		2- 1		1- 0		2- 0															
2- 0		1- 0		1- 0		NEUTRAL		0- 0		0- 0		0- 0															
RPI	S	Opponent		Score		RPI	S	Opponent		Score		RPI	S	Opponent		Score											
4	A	Florida		0	3	59	N	Texas A&M		2	3	111	A	Mississippi St.		1	3	173	N	Jacksonville		3	0				
7	N	Tennessee		3	0	62	A	Kentucky		1	3	111	H	Mississippi St.		3	0	203	N	Wright St.		3	1				
11	N	Notre Dame		3	2	62	H	Kentucky		3	2	118	N	Jacksonville St.		3	1	206	A	Georgia St.		3	1				
19	A	Texas		0	3	68	N	South Carolina		3	2	123	A	Georgia		3	0	214	A	Mississippi		3	2				
30	A	Arkansas		1	3	84	N	Rice		3	0	139	A	Ga. Southern		3	1	214	H	Mississippi		3	0				
30	H	Arkansas		3	0							143	N	Arizona St.		3	1	274	N	Campbell		3	0				
39	A	Alabama		1	3							157	A	Auburn		3	1										
39	A	Alabama		0	3							157	H	Auburn		3	0										
39	H	Alabama		3	0							158	A	UTSA		3	0										
						LAST 10 GAMES																					
						19 A Texas						0	3	214 A Mississippi						3	2						
						39 A Alabama						0	3	39 H Alabama						3	0						
						62 H Kentucky						3	2	157 H Auburn						3	0						
						30 H Arkansas						3	0	4 A Florida						0	3						
						111 A Mississippi St.						1	3	123 A Georgia						3	0						

Non-Div. I Games:

LSU

Average RPI Win:	110	WON-LOST	WINNING	LAST 10	STRENGTH OF	OPP. STRENGTH	TEAM	ADJ	CONF.	ADJ CONF.	
Average RPI Loss:	45	RECORD	PCT. RANK	GAMES	SCHEDULE	OF SCHEDULE	RPI	RPI	RPI	RPI	
DIV. I ONLY	19- 10	.65517	78	5- 5	41	33	39	.60012	36	5	4
DIV. I NON-CONF.	10- 5	.66667	83	1- 2	58	28	43	.59616	44	5	5
<hr/>											
TOTALS	RPI 1-50	RPI 51-100		W-L RECORDS	RPI 101-158		RPI 159-999		RPI 150+		
19- 10	4- 7	7- 2		OVERALL	3- 0		5- 1		5- 1		
7- 1	2- 1	2- 0		HOME	1- 0		2- 0		2- 0		
6- 7	1- 4	2- 2		AWAY	1- 0		2- 1		2- 1		
6- 2	1- 2	3- 0		NEUTRAL	1- 0		1- 0		1- 0		
<hr/>											
10- 5	1- 4	4- 1		NON-CONFERENCE	3- 0		2- 0		2- 0		
1- 0	0- 0	0- 0		HOME	1- 0		0- 0		0- 0		
3- 3	0- 2	1- 1		AWAY	1- 0		1- 0		1- 0		
6- 2	1- 2	3- 0		NEUTRAL	1- 0		1- 0		1- 0		
<hr/>											
9- 5	3- 3	3- 1		CONFERENCE	0- 0		3- 1		3- 1		
6- 1	2- 1	2- 0		HOME	0- 0		2- 0		2- 0		
3- 4	1- 2	1- 1		AWAY	0- 0		1- 1		1- 1		
0- 0	0- 0	0- 0		NEUTRAL	0- 0		0- 0		0- 0		
<hr/>											
RPI S	Opponent	Score		RPI S	Opponent	Score		RPI S	Opponent	Score	
9 A	Santa Clara	3	1	53 A	Loyola Marymount	1	3	102 H	Florida A&M	3	0
9 H	Santa Clara	0	3	53 H	Loyola Marymount	3	2	136 A	UC Irvine	3	0
10 A	Stanford	0	3	55 N	Utah St.	3	2	143 N	Arizona St.	3	0
12 N	Ohio	1	3	59 A	Texas A&M	0	3				
15 A	San Diego	2	3	74 N	Virginia	3	1				
15 H	San Diego	3	2	79 A	San Francisco	3	1				
24 A	Long Beach St.	1	3	79 H	San Francisco	3	0				
30 N	Arkansas	0	3	88 N	UNLV	3	0				
33 A	Pepperdine	2	3	90 A	Pacific	3	2				
33 H	Pepperdine	3	1								
34 N	UC Santa Barb.	3	1								
<hr/>											
LAST 10 GAMES											
30 N	Arkansas	0	3	201 H	Portland	3	1				
90 A	Pacific	3	2	205 H	Gonzaga	3	0				
12 N	Ohio	1	3	53 A	Loyola Marymount	1	3				
15 A	San Diego	2	3	33 A	Pepperdine	2	3				
9 A	Santa Clara	3	1	79 H	San Francisco	3	0				

Non-Div. I Games:

St. Mary's (Cal.)

Average RPI Win:	165	WON-LOST RECORD	WINNING PCT. RANK	LAST 10 GAMES	STRENGTH OF SCHEDULE	OPP. STRENGTH OF SCHEDULE	TEAM RPI	ADJ RPI	CONF. RPI	ADJ CONF. RPI		
Average RPI Loss:	61	28- 3	.90323	11	9- 1	193	130	38	.59512	37	17	16
DIV. I ONLY		9- 2	.81818	38	0- 0	165	84	56	.58179	53	15	15
DIV. I NON-CONF.												
<hr/>												
TOTALS	RPI 1-50	RPI 51-100		W-L RECORDS		RPI 101-158		RPI 159-999		RPI 150+		
28- 3	3- 1	1- 2		OVERALL		10- 0		14- 0		14- 0		
12- 0	1- 0	0- 0		HOME		4- 0		7- 0		7- 0		
12- 1	1- 0	1- 1		AWAY		5- 0		5- 0		5- 0		
4- 2	1- 1	0- 1		NEUTRAL		1- 0		2- 0		2- 0		
<hr/>												
9- 2	1- 0	1- 2		NON-CONFERENCE		3- 0		4- 0		4- 0		
3- 0	0- 0	0- 0		HOME		1- 0		2- 0		2- 0		
2- 1	0- 0	1- 1		AWAY		1- 0		0- 0		0- 0		
4- 1	1- 0	0- 1		NEUTRAL		1- 0		2- 0		2- 0		
<hr/>												
19- 1	2- 1	0- 0		CONFERENCE		7- 0		10- 0		10- 0		
9- 0	1- 0	0- 0		HOME		3- 0		5- 0		5- 0		
10- 0	1- 0	0- 0		AWAY		4- 0		5- 0		5- 0		
0- 1	0- 1	0- 0		NEUTRAL		0- 0		0- 0		0- 0		
<hr/>												
RPI S	Opponent	Score	RPI S	Opponent	Score	RPI S	Opponent	Score	RPI S	Opponent	Score	
48 A	Missouri St.	3 2	60 A	Houston	3 0	101 A	UNI	3 1	177 H	North Texas	3 0	
48 H	Missouri St.	3 0	64 N	Stephen F. Austin	2 3	101 A	UNI	3 1	182 A	Bradley	3 0	
48 N	Missouri St.	0 3	70 A	Michigan St.	0 3	101 H	UNI	3 0	182 H	Bradley	3 0	
49 N	Ball St.	3 1				107 A	Illinois St.	3 0	185 N	South Fla.	3 0	
						107 H	Illinois St.	3 1	224 A	Southern Ill.	3 0	
						113 H	Va. Commonwealth	3 0	224 H	Southern Ill.	3 0	
						124 A	Creighton	3 0	233 A	Evansville	3 0	
						124 H	Creighton	3 1	233 H	Evansville	3 0	
						125 N	Texas Tech	3 0	250 H	UMKC	3 0	
						127 A	Oral Roberts	3 1	269 A	Drake	3 0	
									269 H	Drake	3 0	
									281 A	Indiana St.	3 0	
									281 H	Indiana St.	3 0	
									292 N	North Dakota St.	3 0	
<hr/>												
LAST 10 GAMES												
	48 N	Missouri St.	0	3		101 H	UNI	3 0				
	101 A	UNI	3	1		233 A	Evansville	3 0				
	107 A	Illinois St.	3	0		224 A	Southern Ill.	3 0				
	281 A	Indiana St.	3	0		124 H	Creighton	3 1				
	182 H	Bradley	3	0		269 H	Drake	3 0				

Non-Div. I Games:

Wichita St.

Northwestern

Through Games Of Final 2005 RPI

Average RPI Win: 116		WON-LOST	WINNING	LAST 10	STRENGTH OF		OPP. STRENGTH	TEAM	ADJ	CONF.	ADJ CONF.
Average RPI Loss: 25		RECORD	PCT. RANK	GAMES	SCHEDULE		OF SCHEDULE	RPI	RPI	RPI	RPI
DIV. I ONLY		20- 12	.625	92	8- 2		32	15	42	.59483	38
DIV. I NON-CONF.		10- 2	.83333	29	1- 1		84	76	37	.61235	38
TOTALS		RPI 1-50	RPI 51-100		W-L RECORDS		RPI 101-158		RPI 159-999		RPI 150+
20- 12	2- 10	9- 1		OVERALL		3- 1		6- 0		6- 0	
9- 5	1- 4	4- 0		HOME		1- 1		3- 0		3- 0	
6- 7	1- 6	2- 1		AWAY		2- 0		1- 0		1- 0	
5- 0	0- 0	3- 0		NEUTRAL		0- 0		2- 0		2- 0	
10- 2	0- 2	4- 0		NON-CONFERENCE		0- 0		6- 0		6- 0	
4- 0	0- 0	1- 0		HOME		0- 0		3- 0		3- 0	
1- 2	0- 2	0- 0		AWAY		0- 0		1- 0		1- 0	
5- 0	0- 0	3- 0		NEUTRAL		0- 0		2- 0		2- 0	
10- 10	2- 8	5- 1		CONFERENCE		3- 1		0- 0		0- 0	
5- 5	1- 4	3- 0		HOME		1- 1		0- 0		0- 0	
5- 5	1- 4	2- 1		AWAY		2- 0		0- 0		0- 0	
0- 0	0- 0	0- 0		NEUTRAL		0- 0		0- 0		0- 0	
RPI S	Opponent	Score	RPI S	Opponent	Score	RPI S	Opponent	Score	RPI S	Opponent	Score
2 A	Penn St.	0 3	57 N	Winthrop	3 0	116 A	Iowa	3 0	165 H	Brown	3 0
2 H	Penn St.	0 3	58 A	Michigan	3 0	116 H	Iowa	0 3	204 N	Loyola (Ill.)	3 1
6 A	Arizona	0 3	58 H	Michigan	3 1	140 A	Indiana	3 0	216 N	Ill.-Chicago	3 0
11 A	Notre Dame	0 3	59 N	Texas A&M	3 2	140 H	Indiana	3 1	224 H	Southern Ill.	3 0
13 A	Wisconsin	0 3	62 H	Kentucky	3 0				228 H	Wis.-Green Bay	3 0
13 H	Wisconsin	0 3	70 A	Michigan St.	2 3				241 A	DePaul	3 0
16 A	Purdue	0 3	70 H	Michigan St.	3 0						
16 H	Purdue	3 2	71 A	Illinois	3 2						
17 A	Ohio St.	1 3	71 H	Illinois	3 1						
17 H	Ohio St.	2 3	95 N	Georgia Tech	3 0						
20 A	Minnesota	3 2									
20 H	Minnesota	0 3									
LAST 10 GAMES											
11 A	Notre Dame	0 3	70 H	Michigan St.	3 0						
59 N	Texas A&M	3 2	116 A	Iowa	3 0						
140 A	Indiana	3 0	20 A	Minnesota	3 2						
13 H	Wisconsin	0 3	71 H	Illinois	3 1						
58 H	Michigan	3 1	16 H	Purdue	3 2						

Non-Div. I Games:

Northwestern

Average RPI Win: 144		WON-LOST RECORD		WINNING PCT. RANK		LAST 10 GAMES		STRENGTH OF SCHEDULE		OPP. STRENGTH OF SCHEDULE		TEAM RPI		ADJ RPI		CONF. RPI		ADJ CONF. RPI					
DIV. I ONLY		23- 11		.67647 71		3- 7		64		50		47		.59465 39		4		5					
DIV. I NON-CONF.		12- 3		.8 43		0- 2		134		143		57		.58025 54		4		4					
TOTALS		RPI 1-50		RPI 51-100		W-L RECORDS		RPI 101-158		RPI 159-999		RPI 150+											
23- 11		4- 8		1- 3		OVERALL		10- 0		8- 0		10- 0											
12- 3		4- 3		1- 0		HOME		4- 0		3- 0		4- 0											
6- 7		0- 4		0- 3		AWAY		3- 0		3- 0		4- 0											
5- 1		0- 1		0- 0		NEUTRAL		3- 0		2- 0		2- 0											
12- 3		0- 2		0- 1		NON-CONFERENCE		6- 0		6- 0		6- 0											
4- 0		0- 0		0- 0		HOME		2- 0		2- 0		2- 0											
3- 2		0- 1		0- 1		AWAY		1- 0		2- 0		2- 0											
5- 1		0- 1		0- 0		NEUTRAL		3- 0		2- 0		2- 0											
11- 8		4- 6		1- 2		CONFERENCE		4- 0		2- 0		4- 0											
8- 3		4- 3		1- 0		HOME		2- 0		1- 0		2- 0											
3- 5		0- 3		0- 2		AWAY		2- 0		1- 0		2- 0											
0- 0		0- 0		0- 0		NEUTRAL		0- 0		0- 0		0- 0											
RPI	S	Opponent		Score		RPI	S	Opponent		Score		RPI	S	Opponent		Score							
4	H	Florida		0 3		62	A	Kentucky		1 3		101	N	UNI		3 0		188	H	Alabama A&M	3 0		
4	H	Florida		0 3		65	A	Kansas		0 3		111	A	Mississippi St.		3 2		204	H	Loyola (Ill.)	3 0		
7	A	Tennessee		0 3		68	A	South Carolina		2 3		119	N	Toledo		3 1		210	A	Birmingham-So.	3 0		
7	H	Tennessee		3 1		68	H	South Carolina		3 0		123	H	Georgia		3 2		214	A	Mississippi	3 0		
7	H	Tennessee		3 2								128	A	Wis.-Milwaukee		3 0		214	H	Mississippi	3 2		
12	N	Ohio		1 3								140	H	Indiana		3 0		250	N	UMKC	3 0		
30	A	Arkansas		2 3								147	H	Oklahoma		3 0		272	A	South Ala.	3 0		
30	H	Arkansas		2 3								150	N	Belmont		3 0		282	N	Jackson St.	3 0		
35	A	LSU		0 3								157	A	Auburn		3 0							
35	H	LSU		3 1								157	H	Auburn		3 0							
35	H	LSU		3 0																			
49	A	Ball St.		2 3																			
LAST 10 GAMES																							
12	N	Ohio		1 3		68	A	South Carolina		2 3													
49	A	Ball St.		2 3		7	A	Tennessee		0 3													
4	H	Florida		0 3		123	H	Georgia		3 2													
7	H	Tennessee		3 2		4	H	Florida		0 3													
35	H	LSU		3 0		35	A	LSU		0 3													

Average RPI Win:	172	WON-LOST RECORD	WINNING PCT. RANK	LAST 10 GAMES	STRENGTH OF SCHEDULE	OPP. STRENGTH OF SCHEDULE	TEAM RPI	ADJ RPI	CONF. RPI	ADJ CONF. RPI
DIV. I ONLY		28- 4	.875 14	9- 1	154	134	35	.59434 40	20	20
DIV. I NON-CONF.		17- 2	.89474 14	3- 0	75	85	25	.63471 25	19	19
<hr/>										
TOTALS	RPI 1-50	RPI 51-100		W-L RECORDS	RPI 101-158		RPI 159-999		RPI 150+	
28- 4	1- 2	5- 0		OVERALL	5- 1		17- 1		17- 1	
11- 2	1- 1	0- 0		HOME	3- 0		7- 1		7- 1	
11- 1	0- 0	2- 0		AWAY	2- 1		7- 0		7- 0	
6- 1	0- 1	3- 0		NEUTRAL	0- 0		3- 0		3- 0	
<hr/>										
17- 2	1- 2	5- 0		NON-CONFERENCE	4- 0		7- 0		7- 0	
5- 1	1- 1	0- 0		HOME	2- 0		2- 0		2- 0	
6- 0	0- 0	2- 0		AWAY	2- 0		2- 0		2- 0	
6- 1	0- 1	3- 0		NEUTRAL	0- 0		3- 0		3- 0	
<hr/>										
11- 2	0- 0	0- 0		CONFERENCE	1- 1		10- 1		10- 1	
6- 1	0- 0	0- 0		HOME	1- 0		5- 1		5- 1	
5- 1	0- 0	0- 0		AWAY	0- 1		5- 0		5- 0	
0- 0	0- 0	0- 0		NEUTRAL	0- 0		0- 0		0- 0	
<hr/>										
RPI S	Opponent	Score		RPI S	Opponent	Score		RPI S	Opponent	Score
12 H	Ohio	1	3	74 A	Virginia	3	2	109 A	Binghamton	1 3
29 N	California	0	3	76 A	Temple	3	0	109 H	Binghamton	3 0
44 H	Syracuse	3	2	83 N	Long Island	3	1	114 H	Connecticut	3 0
				83 N	Long Island	3	0	134 A	Seton Hall	3 0
				100 N	Appalachian St.	3	1	145 H	Penn	3 1
								148 A	Siena	3 0
										166 A Fairfield 3 0
										167 A Texas St. 3 0
										186 N Columbia 3 0
										187 H Buffalo 3 1
										190 A Stony Brook 3 0
										190 H Stony Brook 2 3
										190 H Stony Brook 3 0
										196 A Maine 3 0
										196 H Maine 3 0
										212 N Liberty 3 0
										226 H Iona 3 0
										227 A UMBC 3 0
										227 H UMBC 3 1
										238 A New Hampshire 3 0
										238 H New Hampshire 3 0
										277 N Morgan St. 3 0
										295 A Hartford 3 0
										295 H Hartford 3 0
				LAST 10 GAMES						
				83 N	Long Island	3	1	238 H	New Hampshire	3 0
				76 A	Temple	3	0	44 H	Syracuse	3 2
				190 H	Stony Brook	2	3	190 A	Stony Brook	3 0
				295 A	Hartford	3	0	227 A	UMBC	3 0
				196 H	Maine	3	0	109 H	Binghamton	3 0

Non-Div. I Games:

Albany (N.Y.)

Average RPI Win:		122	WON-LOST RECORD		WINNING PCT. RANK		LAST 10 GAMES		STRENGTH OF SCHEDULE		OPP. STRENGTH OF SCHEDULE		TEAM RPI		ADJ RPI		CONF. RPI		ADJ CONF. RPI	
DIV. I ONLY			21- 9		.7 59		8- 2		71		60		44		.5933 41		7		9	
DIV. I NON-CONF.			8- 4		.66667 83		1- 1		73		40		53		.58517 49		9		9	
TOTALS		RPI 1-50		RPI 51-100		W-L RECORDS		RPI 101-158		RPI 159-999		RPI 150+								
21- 9		4- 4		3- 1		OVERALL		11- 4		3- 0		6- 1								
13- 3		2- 2		2- 1		HOME		8- 0		1- 0		3- 0								
6- 4		2- 1		1- 0		AWAY		2- 3		1- 0		2- 1								
2- 2		0- 1		0- 0		NEUTRAL		1- 1		1- 0		1- 0								
8- 4		1- 2		2- 0		NON-CONFERENCE		4- 2		1- 0		1- 0								
7- 1		1- 1		2- 0		HOME		4- 0		0- 0		0- 0								
0- 2		0- 1		0- 0		AWAY		0- 1		0- 0		0- 0								
1- 1		0- 0		0- 0		NEUTRAL		0- 1		1- 0		1- 0								
13- 5		3- 2		1- 1		CONFERENCE		7- 2		2- 0		5- 1								
6- 2		1- 1		0- 1		HOME		4- 0		1- 0		3- 0								
6- 2		2- 0		1- 0		AWAY		2- 2		1- 0		2- 1								
1- 1		0- 1		0- 0		NEUTRAL		1- 0		0- 0		0- 0								
RPI	S	Opponent		Score		RPI	S	Opponent		Score		RPI	S	Opponent		Score				
3	H	Washington		0	3	52	H	New Mexico St.		3	0	101	N	UNI		2	3			
22	A	Brigham Young		3	2	88	A	UNLV		3	1	102	H	Florida A&M		3	0			
22	H	Brigham Young		0	3	88	H	UNLV		1	3	108	A	San Diego St.		3	0			
23	A	Utah		3	1	97	H	Oregon St.		3	1	108	H	San Diego St.		3	1			
23	H	Utah		3	2							121	A	Denver		1	3			
23	N	Utah		0	3							125	H	Texas Tech		3	0			
33	A	Pepperdine		0	3							129	A	New Mexico		1	3			
45	H	Colorado		3	1							129	H	New Mexico		3	0			
												129	N	New Mexico		3	0			
												136	H	UC Irvine		3	0			
												146	H	Virginia Tech		3	0			
												154	A	Wyoming		3	0			
												154	H	Wyoming		3	2			
												156	A	TCU		2	3			
												156	H	TCU		3	0			
LAST 10 GAMES																				
3	H	Washington		0	3	129	H	New Mexico		3	0									
45	H	Colorado		3	1	156	H	TCU		3	0									
23	N	Utah		0	3	23	A	Utah		3	1									
129	N	New Mexico		3	0	22	A	Brigham Young		3	2									
266	H	Air Force		3	0	108	H	San Diego St.		3	1									

Non-Div. I Games:

Colorado St.

Marshall

Through Games Of Final 2005 RPI

Average RPI Win: 152		WON-LOST RECORD		WINNING PCT. RANK		LAST 10 GAMES		STRENGTH OF SCHEDULE		OPP. STRENGTH OF SCHEDULE		TEAM RPI		ADJ RPI		CONF. RPI		ADJ CONF. RPI	
DIV. I ONLY		26- 6		.8125 24		9- 1		117		100		37		.5927 42		12		12	
DIV. I NON-CONF.		8- 5		.61538 105		0- 1		123		64		93		.54654 89		12		12	
TOTALS		RPI 1-50		RPI 51-100		W-L RECORDS		RPI 101-158		RPI 159-999		RPI 150+							
26- 6		1- 3		6- 2		OVERALL		7- 0		12- 1		12- 1							
9- 0		1- 0		2- 0		HOME		2- 0		4- 0		4- 0							
8- 6		0- 3		2- 2		AWAY		2- 0		4- 1		4- 1							
9- 0		0- 0		2- 0		NEUTRAL		3- 0		4- 0		4- 0							
8- 5		1- 3		0- 2		NON-CONFERENCE		4- 0		3- 0		3- 0							
1- 0		1- 0		0- 0		HOME		0- 0		0- 0		0- 0							
1- 5		0- 3		0- 2		AWAY		1- 0		0- 0		0- 0							
6- 0		0- 0		0- 0		NEUTRAL		3- 0		3- 0		3- 0							
18- 1		0- 0		6- 0		CONFERENCE		3- 0		9- 1		9- 1							
8- 0		0- 0		2- 0		HOME		2- 0		4- 0		4- 0							
7- 1		0- 0		2- 0		AWAY		1- 0		4- 1		4- 1							
3- 0		0- 0		2- 0		NEUTRAL		0- 0		1- 0		1- 0							
RPI S	Opponent		Score		RPI S	Opponent		Score		RPI S	Opponent		Score		RPI S	Opponent		Score	
2 A	Penn St.		0	3	60 A	Houston		3	1	106 A	East Caro.		3	0	172 A	UCF		3	0
17 A	Ohio St.		0	3	60 N	Houston		3	2	106 H	East Caro.		3	0	172 H	UCF		3	0
25 A	Maryland		1	3	63 A	Pittsburgh		0	3	112 H	Southern Methodist		3	0	172 N	UCF		3	2
50 H	Cincinnati		3	2	72 H	UTEP		3	0	131 N	Rutgers		3	0	178 A	UAB		3	1
					72 N	UTEP		3	2	134 N	Seton Hall		3	0	178 H	UAB		3	0
					77 H	Tulsa		3	0	138 A	West Virginia		3	1	179 A	Memphis		2	3
					78 A	Miami (Ohio)		0	3	145 N	Penn		3	0	179 H	Memphis		3	0
					84 A	Rice		3	0					202 A	Tulane		3	0	
														244 A	Southern Miss.		3	0	
														244 H	Southern Miss.		3	0	
														278 N	Texas-Arlington		3	0	
														286 N	Morehead St.		3	0	
														306 N	Coppin St.		3	0	
LAST 10 GAMES																			
17 A	Ohio St.		0	3	178 H	UAB		3	0										
60 N	Houston		3	2	172 A	UCF		3	0										
72 N	UTEP		3	2	244 A	Southern Miss.		3	0										
172 N	UCF		3	2	112 H	Southern Methodist		3	0										
179 H	Memphis		3	0	77 H	Tulsa		3	0										

Non-Div. I Games:

Marshall

Average RPI Win:		191	WON-LOST RECORD		WINNING PCT. RANK		LAST 10 GAMES		STRENGTH OF SCHEDULE		OPP. STRENGTH OF SCHEDULE		TEAM RPI		ADJ RPI		CONF. RPI		ADJ CONF. RPI				
DIV. I ONLY			28- 4		.875 14		8- 2		158		162		40		.5896 43		16		17				
DIV. I NON-CONF.			16- 1		.94118 3		1- 0		229		180		58		.57688 60		18		18				
TOTALS		RPI 1-50		RPI 51-100		W-L RECORDS		RPI 101-158		RPI 159-999		RPI 150+											
28- 4		0- 3		0- 1		OVERALL		9- 0		19- 0		20- 0											
16- 3		0- 2		0- 1		HOME		4- 0		12- 0		12- 0											
8- 1		0- 1		0- 0		AWAY		4- 0		4- 0		4- 0											
4- 0		0- 0		0- 0		NEUTRAL		1- 0		3- 0		4- 0											
16- 1		0- 0		0- 1		NON-CONFERENCE		5- 0		11- 0		12- 0											
8- 1		0- 0		0- 1		HOME		1- 0		7- 0		7- 0											
4- 0		0- 0		0- 0		AWAY		3- 0		1- 0		1- 0											
4- 0		0- 0		0- 0		NEUTRAL		1- 0		3- 0		4- 0											
12- 3		0- 3		0- 0		CONFERENCE		4- 0		8- 0		8- 0											
8- 2		0- 2		0- 0		HOME		3- 0		5- 0		5- 0											
4- 1		0- 1		0- 0		AWAY		1- 0		3- 0		3- 0											
0- 0		0- 0		0- 0		NEUTRAL		0- 0		0- 0		0- 0											
RPI	S	Opponent		Score		RPI	S	Opponent		Score		RPI	S	Opponent		Score							
28	A	Western Ky.		0 3		72	H	UTEP		1 3		115	H	Tennessee St.		3 0		162	H	Florida Int'l		3 1	
28	H	Western Ky.		2 3								117	A	Ark.-Little Rock		3 1		171	H	McNeese St.		3 2	
28	H	Western Ky.		1 3								117	H	Ark.-Little Rock		3 0		177	H	North Texas		3 1	
												121	H	Denver		3 1		188	H	Alabama A&M		3 0	
												121	H	Denver		3 0		189	N	Washington St.		3 0	
												122	A	St. Louis		3 1		197	N	Delaware		3 0	
												123	A	Georgia		3 2		209	H	IUPUI		3 2	
												130	A	Charlotte		3 0		212	A	Arkansas St.		3 1	
												158	N	UTSA		3 2		212	H	Arkansas St.		3 0	
																		212	H	Arkansas St.		3 0	
																		219	H	Southeast Mo. St.		3 0	
																		231	H	Lipscomb		3 0	
																		232	A	Troy		3 0	
																		252	A	Austin Peay		3 0	
																		260	A	La.-Lafayette		3 0	
																		268	H	Tennessee Tech		3 1	
																		272	H	South Ala.		3 0	
																		273	N	Oakland		3 0	
																		287	H	Tenn.-Martin		3 0	

Syracuse

Through Games Of Final 2005 RPI

Average RPI Win: 154		WON-LOST	WINNING	LAST 10	STRENGTH OF		OPP. STRENGTH	TEAM	ADJ	CONF.	ADJ CONF.
Average RPI Loss: 63		RECORD	PCT. RANK	GAMES	SCHEDULE		OF SCHEDULE	RPI	RPI	RPI	RPI
DIV. I ONLY		25- 10	.71429	54	7- 3		57	108	43	.58884	44
DIV. I NON-CONF.		13- 6	.68421	82	1- 1		63	192	60	.57415	64
TOTALS		RPI 1-50	RPI 51-100		W-L RECORDS		RPI 101-158		RPI 159-999		RPI 150+
25- 10		1- 5	5- 2		OVERALL		6- 3		13- 0		13- 0
9- 2		0- 1	2- 0		HOME		3- 1		4- 0		4- 0
11- 5		1- 3	2- 1		AWAY		3- 1		5- 0		5- 0
5- 3		0- 1	1- 1		NEUTRAL		0- 1		4- 0		4- 0
13- 6		0- 2	1- 1		NON-CONFERENCE		2- 3		10- 0		10- 0
3- 1		0- 0	1- 0		HOME		1- 1		1- 0		1- 0
6- 2		0- 1	0- 0		AWAY		1- 1		5- 0		5- 0
4- 3		0- 1	0- 1		NEUTRAL		0- 1		4- 0		4- 0
12- 4		1- 3	4- 1		CONFERENCE		4- 0		3- 0		3- 0
6- 1		0- 1	1- 0		HOME		2- 0		3- 0		3- 0
5- 3		1- 2	2- 1		AWAY		2- 0		0- 0		0- 0
1- 0		0- 0	1- 0		NEUTRAL		0- 0		0- 0		0- 0
RPI S	Opponent	Score	RPI S	Opponent	Score	RPI S	Opponent	Score	RPI S	Opponent	Score
5 A	Louisville	1 3	56 H	Cornell	3 2	109 A	Binghamton	3 1	168 A	Kent St.	3 0
5 A	Louisville	1 3	63 A	Pittsburgh	0 3	114 A	Connecticut	3 1	170 N	Dartmouth	3 0
10 N	Stanford	1 3	63 N	Pittsburgh	3 2	127 N	Oral Roberts	1 3	175 A	Central Conn. St.	3 0
11 H	Notre Dame	0 3	66 A	St. John's (N.Y.)	3 2	129 A	New Mexico	2 3	185 H	South Fla.	3 0
40 A	Albany (N.Y.)	2 3	87 A	Marquette	3 1	131 H	Rutgers	3 0	187 H	Buffalo	3 0
50 A	Cincinnati	3 1	91 N	Eastern Ky.	0 3	134 H	Seton Hall	3 1	196 N	Maine	3 1
			94 H	Villanova	3 1	138 A	West Virginia	3 0	208 A	Boston College	3 1
						142 H	Fordham	3 2	211 A	Robert Morris	3 0
						148 H	Siena	2 3	211 N	Robert Morris	3 0
									220 H	Georgetown	3 0
									235 A	Colgate	3 0
									241 H	DePaul	3 1
									271 N	Delaware St.	3 0
LAST 10 GAMES											
5 A	Louisville	1 3	40 A	Albany (N.Y.)	2 3						
63 N	Pittsburgh	3 2	94 H	Villanova	3 1						
5 A	Louisville	1 3	142 H	Fordham	3 2						
50 A	Cincinnati	3 1	131 H	Rutgers	3 0						
134 H	Seton Hall	3 1	66 A	St. John's (N.Y.)	3 2						

Non-Div. I Games:

Syracuse

Colorado

Through Games Of Final 2005 RPI

Average RPI Win:	103	WON-LOST RECORD	WINNING PCT. RANK	LAST 10 GAMES	STRENGTH OF SCHEDULE	OPP. STRENGTH OF SCHEDULE	TEAM RPI	ADJ RPI	CONF. RPI	ADJ CONF. RPI		
DIV. I ONLY		15- 13	.53571	133	4- 6	13	18	48	.58858	45	3	3
DIV. I NON-CONF.		5- 3	.625	98	1- 2	12	57	33	.62417	35	2	2
<hr/>												
TOTALS	RPI 1-50	RPI 51-100		W-L RECORDS		RPI 101-158		RPI 159-999		RPI 150+		
15- 13	2- 9	5- 3		OVERALL		6- 1		2- 0		2- 0		
7- 6	1- 4	2- 2		HOME		4- 0		0- 0		0- 0		
6- 5	1- 4	3- 1		AWAY		2- 0		0- 0		0- 0		
2- 2	0- 1	0- 0		NEUTRAL		0- 1		2- 0		2- 0		
5- 3	0- 3	2- 0		NON-CONFERENCE		1- 0		2- 0		2- 0		
2- 1	0- 1	1- 0		HOME		1- 0		0- 0		0- 0		
1- 1	0- 1	1- 0		AWAY		0- 0		0- 0		0- 0		
2- 1	0- 1	0- 0		NEUTRAL		0- 0		2- 0		2- 0		
10- 10	2- 6	3- 3		CONFERENCE		5- 1		0- 0		0- 0		
5- 5	1- 3	1- 2		HOME		3- 0		0- 0		0- 0		
5- 4	1- 3	2- 1		AWAY		2- 0		0- 0		0- 0		
0- 1	0- 0	0- 0		NEUTRAL		0- 1		0- 0		0- 0		
<hr/>												
RPI S	Opponent	Score	RPI S	Opponent	Score	RPI S	Opponent	Score	RPI S	Opponent	Score	
1 A	Nebraska	0 3	59 A	Texas A&M	3 2	110 A	Baylor	3 0	161 N	Northern Colo.	3 1	
1 H	Nebraska	0 3	59 H	Texas A&M	2 3	110 H	Baylor	3 2	218 N	St. Peter's	3 0	
4 N	Florida	0 3	65 A	Kansas	3 1	124 H	Creighton	3 1				
8 A	Missouri	3 2	65 H	Kansas	2 3	125 H	Texas Tech	3 0				
8 H	Missouri	0 3	69 A	Iowa St.	0 3	125 N	Texas Tech	2 3				
10 H	Stanford	0 3	69 H	Iowa St.	3 0	147 A	Oklahoma	3 2				
19 A	Texas	1 3	81 A	American	3 0	147 H	Oklahoma	3 0				
19 H	Texas	2 3	87 H	Marquette	3 2							
27 A	Kansas St.	2 3										
27 H	Kansas St.	3 2										
41 A	Colorado St.	1 3										
<hr/>												
LAST 10 GAMES												
41 A	Colorado St.	1 3	27 A	Kansas St.	2 3							
161 N	Northern Colo.	3 1	110 A	Baylor	3 0							
4 N	Florida	0 3	19 H	Texas	2 3							
1 A	Nebraska	0 3	125 H	Texas Tech	3 0							
59 H	Texas A&M	2 3	65 A	Kansas	3 1							

Non-Div. I Games:

Colorado

North Carolina

Through Games Of Final 2005 RPI

Average RPI Win: 129		WON-LOST	WINNING	LAST 10	STRENGTH OF		OPP. STRENGTH	TEAM	ADJ	CONF.	ADJ CONF.
Average RPI Loss: 65		RECORD	PCT. RANK	GAMES	SCHEDULE		OF SCHEDULE	RPI	RPI	RPI	RPI
DIV. I ONLY		23- 10	.69697	62	7- 3		69	67	46	.58774	46
DIV. I NON-CONF.		5- 6	.45455	189	0- 1		43	39	89	.54788	88
TOTALS		RPI 1-50	RPI 51-100		W-L RECORDS		RPI 101-158		RPI 159-999		RPI 150+
23- 10	2- 5	8- 3		OVERALL		6- 1		7- 1		7- 1	
12- 3	2- 2	4- 1		HOME		3- 0		3- 0		3- 0	
8- 5	0- 2	2- 2		AWAY		2- 1		4- 0		4- 0	
3- 2	0- 1	2- 0		NEUTRAL		1- 0		0- 1		0- 1	
5- 6	0- 3	3- 2		NON-CONFERENCE		1- 0		1- 1		1- 1	
1- 3	0- 2	1- 1		HOME		0- 0		0- 0		0- 0	
1- 1	0- 0	0- 1		AWAY		0- 0		1- 0		1- 0	
3- 2	0- 1	2- 0		NEUTRAL		1- 0		0- 1		0- 1	
18- 4	2- 2	5- 1		CONFERENCE		5- 1		6- 0		6- 0	
11- 0	2- 0	3- 0		HOME		3- 0		3- 0		3- 0	
7- 4	0- 2	2- 1		AWAY		2- 1		3- 0		3- 0	
0- 0	0- 0	0- 0		NEUTRAL		0- 0		0- 0		0- 0	
RPI S	Opponent	Score		RPI S	Opponent	Score		RPI S	Opponent	Score	
6 N	Arizona	1	3	68 H	South Carolina	1	3	105 A	Wake Forest	3	2
16 H	Purdue	1	3	74 A	Virginia	3	2	105 H	Wake Forest	3	2
25 A	Maryland	1	3	74 H	Virginia	3	0	114 N	Connecticut	3	1
25 H	Maryland	3	0	79 A	San Francisco	2	3	120 A	Florida St.	2	3
26 H	Col. of Charleston	1	3	83 N	Long Island	3	0	120 H	Florida St.	3	1
32 A	Duke	2	3	86 N	William & Mary	3	0	146 A	Virginia Tech	3	1
32 H	Duke	3	2	93 A	Miami (Fla.)	2	3	146 H	Virginia Tech	3	0
				93 H	Miami (Fla.)	3	1				
				95 A	Georgia Tech	3	1				
				95 H	Georgia Tech	3	0				
				98 H	Coastal Caro.	3	1				
LAST 10 GAMES											
26 H	Col. of Charleston	1	3	95 A	Georgia Tech	3	1				
25 H	Maryland	3	0	174 A	Clemson	3	0				
208 H	Boston College	3	1	105 H	Wake Forest	3	2				
120 A	Florida St.	2	3	32 H	Duke	3	2				
93 A	Miami (Fla.)	2	3	237 H	North Carolina St.	3	0				

Non-Div. I Games:

North Carolina

Average RPI Win:	201	WON-LOST RECORD	WINNING PCT. RANK	LAST 10 GAMES	STRENGTH OF SCHEDULE	OPP. STRENGTH OF SCHEDULE	TEAM RPI	ADJ RPI	CONF. RPI	ADJ CONF. RPI		
Average RPI Loss:	83	29- 3	.90625	10	9- 1	179	203	40	.5868	47	22	24
DIV. I ONLY		16- 3	.84211	27	2- 1	147	181	50	.57954	56	23	23
DIV. I NON-CONF.												
<hr/>												
TOTALS	RPI 1-50	RPI 51-100		W-L RECORDS		RPI 101-158		RPI 159-999		RPI 150+		
29- 3	0- 1	2- 1		OVERALL		5- 0		22- 1		24- 1		
11- 0	0- 0	0- 0		HOME		1- 0		10- 0		11- 0		
11- 2	0- 1	0- 1		AWAY		3- 0		8- 0		9- 0		
7- 1	0- 0	2- 0		NEUTRAL		1- 0		4- 1		4- 1		
<hr/>												
16- 3	0- 1	2- 1		NON-CONFERENCE		1- 0		13- 1		13- 1		
5- 0	0- 0	0- 0		HOME		0- 0		5- 0		5- 0		
5- 2	0- 1	0- 1		AWAY		0- 0		5- 0		5- 0		
6- 1	0- 0	2- 0		NEUTRAL		1- 0		3- 1		3- 1		
<hr/>												
13- 0	0- 0	0- 0		CONFERENCE		4- 0		9- 0		11- 0		
6- 0	0- 0	0- 0		HOME		1- 0		5- 0		6- 0		
6- 0	0- 0	0- 0		AWAY		3- 0		3- 0		4- 0		
1- 0	0- 0	0- 0		NEUTRAL		0- 0		1- 0		1- 0		
<hr/>												
RPI S	Opponent	Score		RPI S	Opponent	Score		RPI S	Opponent	Score		
4 A	Florida	0 3		73 N	Eastern Wash.	3 1		148 N	Siena	3 0		
				83 A	Long Island	1 3		150 A	Belmont	3 2		
				100 N	Appalachian St.	3 0		150 A	Belmont	3 1		
								151 A	North Fla.	3 0		
								151 H	North Fla.	3 1		

Non-Div. I Games:

Fla. Atlantic

Average RPI Win:		175	WON-LOST	WINNING	LAST 10	STRENGTH OF		OPP. STRENGTH	TEAM	ADJ	CONF.	ADJ CONF.
Average RPI Loss:		36	RECORD	PCT. RANK	GAMES	SCHEDULE		OF SCHEDULE	RPI	RPI	RPI	RPI
DIV. I ONLY		24-9		.72727	48	9-1		86	125	51	.58624	48
DIV. I NON-CONF.		7-6		.53846	147	0-1		37	41	63	.58017	55
TOTALS		RPI 1-50		RPI 51-100		W-L RECORDS		RPI 101-158		RPI 159-999		RPI 150+
24-9		2-7		1-1		OVERALL		8-1		13-0		13-0
14-3		1-3		1-0		HOME		5-0		7-0		7-0
8-4		0-3		0-0		AWAY		2-1		6-0		6-0
2-2		1-1		0-1		NEUTRAL		1-0		0-0		0-0
7-6		1-5		1-1		NON-CONFERENCE		2-0		3-0		3-0
6-2		1-2		1-0		HOME		2-0		2-0		2-0
1-2		0-2		0-0		AWAY		0-0		1-0		1-0
0-2		0-1		0-1		NEUTRAL		0-0		0-0		0-0
17-3		1-2		0-0		CONFERENCE		6-1		10-0		10-0
8-1		0-1		0-0		HOME		3-0		5-0		5-0
7-2		0-1		0-0		AWAY		2-1		5-0		5-0
2-0		1-0		0-0		NEUTRAL		1-0		0-0		0-0
RPI S	Opponent	Score	RPI S	Opponent	Score	RPI S	Opponent	Score	RPI S	Opponent	Score	
4 A	Florida	0 3	54 N	Dayton	0 3	101 A	UNI	2 3	182 A	Bradley	3 1	
8 A	Missouri	0 3	69 H	Iowa St.	3 1	101 H	UNI	3 1	182 H	Bradley	3 0	
23 H	Utah	1 3				107 A	Illinois St.	3 1	219 H	Southeast Mo. St.	3 0	
27 H	Kansas St.	0 3				107 H	Illinois St.	3 0	224 A	Southern Ill.	3 1	
30 H	Arkansas	3 1				107 N	Illinois St.	3 1	224 H	Southern Ill.	3 0	
34 N	UC Santa Barb.	2 3				117 H	Ark.-Little Rock	3 0	233 A	Evansville	3 1	
37 A	Wichita St.	0 3				124 A	Creighton	3 0	233 H	Evansville	3 1	
37 H	Wichita St.	2 3				124 H	Creighton	3 1	250 A	UMKC	3 0	
37 N	Wichita St.	3 0				127 H	Oral Roberts	3 0	269 A	Drake	3 0	
									269 H	Drake	3 0	
									281 A	Indiana St.	3 0	
									281 H	Indiana St.	3 0	
									292 H	North Dakota St.	3 0	
LAST 10 GAMES												
8 A	Missouri	0 3	101 H	UNI	3 1							
37 N	Wichita St.	3 0	182 H	Bradley	3 0							
107 N	Illinois St.	3 1	224 A	Southern Ill.	3 1							
281 A	Indiana St.	3 0	233 A	Evansville	3 1							
107 A	Illinois St.	3 1	269 H	Drake	3 0							

Non-Div. I Games:

Missouri St.

Average RPI Win:	138	WON-LOST RECORD	WINNING PCT. RANK	LAST 10 GAMES	STRENGTH OF SCHEDULE	OPP. STRENGTH OF SCHEDULE	TEAM RPI	ADJ RPI	CONF. RPI	ADJ CONF. RPI		
DIV. I ONLY		21- 10	.67742	69	8- 2	45	107	45	.58369	49	10	11
DIV. I NON-CONF.		8- 4	.66667	83	1- 0	55	148	59	.57597	61	10	10
<hr/>												
TOTALS	RPI 1-50	RPI 51-100		W-L RECORDS		RPI 101-158		RPI 159-999		RPI 150+		
21- 10	1- 3	7- 4		OVERALL		3- 1		10- 2		10- 2		
11- 1	1- 0	3- 0		HOME		2- 1		5- 0		5- 0		
5- 7	0- 1	1- 4		AWAY		1- 0		3- 2		3- 2		
5- 2	0- 2	3- 0		NEUTRAL		0- 0		2- 0		2- 0		
<hr/>												
8- 4	1- 1	2- 2		NON-CONFERENCE		1- 0		4- 1		4- 1		
4- 0	1- 0	0- 0		HOME		1- 0		2- 0		2- 0		
1- 3	0- 0	1- 2		AWAY		0- 0		0- 1		0- 1		
3- 1	0- 1	1- 0		NEUTRAL		0- 0		2- 0		2- 0		
<hr/>												
13- 6	0- 2	5- 2		CONFERENCE		2- 1		6- 1		6- 1		
7- 1	0- 0	3- 0		HOME		1- 1		3- 0		3- 0		
4- 4	0- 1	0- 2		AWAY		1- 0		3- 1		3- 1		
2- 1	0- 1	2- 0		NEUTRAL		0- 0		0- 0		0- 0		
<hr/>												
RPI S	Opponent	Score		RPI S	Opponent	Score		RPI S	Opponent	Score		
12 A	Ohio	0	3	51 A	Eastern Mich.	0	3	103 H	Bowling Green	0	3	
12 N	Ohio	0	3	51 H	Eastern Mich.	3	1	112 H	Southern Methodist	3	0	
37 N	Wichita St.	1	3	51 N	Eastern Mich.	3	2	119 A	Toledo	3	0	
39 H	Alabama	3	2	61 A	Western Mich.	2	3	119 H	Toledo	3	1	
				61 H	Western Mich.	3	0					
				70 A	Michigan St.	0	3					
				78 H	Miami (Ohio)	3	2					
				78 N	Miami (Ohio)	3	0					
				82 A	IPFW	1	3					
				92 A	Xavier	3	0					
				96 N	Yale	3	1					
<hr/>												
				LAST 10 GAMES								
				39 H	Alabama	3	2	51 A	Eastern Mich.	0	3	
				12 N	Ohio	0	3	119 A	Toledo	3	0	
				51 N	Eastern Mich.	3	2	191 A	Akron	3	2	
				78 N	Miami (Ohio)	3	0	61 H	Western Mich.	3	0	
				246 A	Central Mich.	3	1	159 H	Northern Ill.	3	0	

Non-Div. I Games:

Ball St.

Average RPI Win:	152	WON-LOST	WINNING	LAST 10	STRENGTH OF	OPP. STRENGTH	TEAM	ADJ	CONF.	ADJ CONF.	
Average RPI Loss:	43	RECORD	PCT. RANK	GAMES	SCHEDULE	OF SCHEDULE	RPI	RPI	RPI	RPI	
DIV. I ONLY	20- 12	.625	92	5- 5	40	74	52	.58305	50	6	6
DIV. I NON-CONF.	10- 6	.625	98	1- 1	51	89	64	.57946	57	8	8
<hr/>											
TOTALS	RPI 1-50	RPI 51-100		W-L RECORDS		RPI 101-158		RPI 159-999		RPI 150+	
20- 12	1- 7	4- 5		OVERALL		7- 0		8- 0		9- 0	
9- 3	1- 2	2- 1		HOME		5- 0		1- 0		2- 0	
8- 6	0- 3	1- 3		AWAY		2- 0		5- 0		5- 0	
3- 3	0- 2	1- 1		NEUTRAL		0- 0		2- 0		2- 0	
10- 6	1- 3	1- 3		NON-CONFERENCE		3- 0		5- 0		6- 0	
5- 0	1- 0	0- 0		HOME		3- 0		1- 0		2- 0	
3- 4	0- 2	1- 2		AWAY		0- 0		2- 0		2- 0	
2- 2	0- 1	0- 1		NEUTRAL		0- 0		2- 0		2- 0	
10- 6	0- 4	3- 2		CONFERENCE		4- 0		3- 0		3- 0	
4- 3	0- 2	2- 1		HOME		2- 0		0- 0		0- 0	
5- 2	0- 1	0- 1		AWAY		2- 0		3- 0		3- 0	
1- 1	0- 1	1- 0		NEUTRAL		0- 0		0- 0		0- 0	
<hr/>											
RPI	S	Opponent	Score	RPI	S	Opponent	Score	RPI	S	Opponent	Score
5	H	Louisville	1 3	52	A	New Mexico St.	1 3	114	H	Connecticut	3 1
11	A	Notre Dame	0 3	54	A	Dayton	1 3	118	H	Jacksonville St.	3 0
11	N	Notre Dame	0 3	62	A	Kentucky	3 1	128	H	Wis.-Milwaukee	3 2
14	A	Hawaii	0 3	63	H	Pittsburgh	3 2	131	A	Rutgers	3 1
21	N	UCLA	2 3	66	H	St. John's (N.Y.)	3 1	134	A	Seton Hall	3 1
28	H	Western Ky.	3 1	66	N	St. John's (N.Y.)	3 1	138	H	West Virginia	3 1
42	A	Marshall	2 3	77	N	Tulsa	1 3	155	H	George Washington	3 0
44	H	Syracuse	1 3	87	H	Marquette	0 3				
				94	A	Villanova	0 3				
<hr/>											
LAST 10 GAMES											
62	A	Kentucky	3 1	54	A	Dayton	1 3				
11	N	Notre Dame	0 3	220	A	Georgetown	3 0				
66	N	St. John's (N.Y.)	3 1	185	A	South Fla.	3 0				
87	H	Marquette	0 3	11	A	Notre Dame	0 3				
44	H	Syracuse	1 3	241	A	DePaul	3 0				

Non-Div. I Games:

Cincinnati

Average RPI Win:		153	WON-LOST RECORD		WINNING PCT. RANK		LAST 10 GAMES		STRENGTH OF SCHEDULE		OPP. STRENGTH OF SCHEDULE		TEAM RPI		ADJ RPI		CONF. RPI		ADJ CONF. RPI				
DIV. I ONLY			22- 7		.75862 39		8- 2		102		101		49		.58279 51		10		11				
DIV. I NON-CONF.			7- 4		.63636 93		0- 0		144		160		107		.53303 107		10		10				
TOTALS		RPI 1-50		RPI 51-100		W-L RECORDS		RPI 101-158		RPI 159-999		RPI 150+											
22- 7		1- 3		4- 3		OVERALL		6- 1		11- 0		12- 0											
8- 1		1- 1		1- 0		HOME		1- 0		5- 0		5- 0											
10- 3		0- 1		3- 2		AWAY		3- 0		4- 0		5- 0											
4- 3		0- 1		0- 1		NEUTRAL		2- 1		2- 0		2- 0											
7- 4		0- 0		1- 3		NON-CONFERENCE		2- 1		4- 0		5- 0											
1- 0		0- 0		0- 0		HOME		0- 0		1- 0		1- 0											
3- 2		0- 0		1- 2		AWAY		1- 0		1- 0		2- 0											
3- 2		0- 0		0- 1		NEUTRAL		1- 1		2- 0		2- 0											
15- 3		1- 3		3- 0		CONFERENCE		4- 0		7- 0		7- 0											
7- 1		1- 1		1- 0		HOME		1- 0		4- 0		4- 0											
7- 1		0- 1		2- 0		AWAY		2- 0		3- 0		3- 0											
1- 1		0- 1		0- 0		NEUTRAL		1- 0		0- 0		0- 0											
RPI	S	Opponent		Score		RPI	S	Opponent		Score		RPI	S	Opponent		Score							
12	H	Ohio		0 3		58	A	Michigan		1 3		103	A	Bowling Green		3 1		159	A	Northern Ill.		3 0	
49	A	Ball St.		1 3		61	A	Western Mich.		3 0		103	N	Bowling Green		3 0		159	H	Northern Ill.		3 0	
49	H	Ball St.		3 0		61	H	Western Mich.		3 1		119	A	Toledo		3 1		168	A	Kent St.		3 0	
49	N	Ball St.		2 3		78	A	Miami (Ohio)		3 0		119	H	Toledo		3 0		173	A	Jacksonville		3 0	
						80	A	Valparaiso		2 3		122	N	St. Louis		3 0		187	H	Buffalo		3 0	
						82	A	IPFW		3 2		136	N	UC Irvine		1 3		191	H	Akron		3 1	
						82	N	IPFW		0 3		151	A	North Fla.		3 1		245	N	Charleston So.		3 0	
																		246	A	Central Mich.		3 0	
																		246	H	Central Mich.		3 1	
																		269	N	Drake		3 0	
																		273	H	Oakland		3 0	
						LAST 10 GAMES																	
						49	N	Ball St.		2 3		246	H	Central Mich.		3 1							
						103	N	Bowling Green		3 0		191	H	Akron		3 1							
						119	H	Toledo		3 0		187	H	Buffalo		3 0							
						49	H	Ball St.		3 0		49	A	Ball St.		1 3							
						168	A	Kent St.		3 0		119	A	Toledo		3 1							

Non-Div. I Games:

Eastern Mich.

Average RPI Win:		146	WON-LOST RECORD		WINNING PCT. RANK		LAST 10 GAMES		STRENGTH OF SCHEDULE		OPP. STRENGTH OF SCHEDULE		TEAM RPI		ADJ RPI		CONF. RPI		ADJ CONF. RPI	
DIV. I ONLY			20- 7		.74074 45		7- 3		110		73		50		.58147 52		8		7	
DIV. I NON-CONF.			8- 1		.88889 15		1- 0		81		94		29		.62846 32		7		7	
TOTALS			RPI 1-50		RPI 51-100		W-L RECORDS		RPI 101-158		RPI 159-999		RPI 150+							
20- 7			1- 3		4- 3		OVERALL		7- 1		8- 0		9- 0							
11- 1			1- 1		3- 0		HOME		3- 0		4- 0		4- 0							
7- 5			0- 2		1- 2		AWAY		3- 1		3- 0		4- 0							
2- 1			0- 0		0- 1		NEUTRAL		1- 0		1- 0		1- 0							
8- 1			1- 1		2- 0		NON-CONFERENCE		3- 0		2- 0		3- 0							
4- 0			1- 0		1- 0		HOME		1- 0		1- 0		1- 0							
3- 1			0- 1		1- 0		AWAY		2- 0		0- 0		1- 0							
1- 0			0- 0		0- 0		NEUTRAL		0- 0		1- 0		1- 0							
12- 6			0- 2		2- 3		CONFERENCE		4- 1		6- 0		6- 0							
7- 1			0- 1		2- 0		HOME		2- 0		3- 0		3- 0							
4- 4			0- 1		0- 2		AWAY		1- 1		3- 0		3- 0							
1- 1			0- 0		0- 1		NEUTRAL		1- 0		0- 0		0- 0							
RPI	S	Opponent		Score		RPI	S	Opponent		Score		RPI	S	Opponent		Score				
14	A	Hawaii		2	3	55	A	Utah St.		0	3	104	A	Idaho		1	3			
14	H	Hawaii		2	3	55	H	Utah St.		3	1	104	H	Idaho		3	0			
41	A	Colorado St.		0	3	55	N	Utah St.		2	3	129	A	New Mexico		3	1			
50	H	Cincinnati		3	1	67	A	Nevada		2	3	129	H	New Mexico		3	0			
						67	H	Nevada		3	1	149	A	San Jose St.		3	0			
						72	A	UTEP		3	0	149	H	San Jose St.		3	1			
						72	H	UTEP		3	0	149	N	San Jose St.		3	1			
												154	A	Wyoming		3	0			
								LAST 10 GAMES												
						55	N	Utah St.		2	3	129	A	New Mexico		3	1			
						149	N	San Jose St.		3	1	149	H	San Jose St.		3	1			
						14	A	Hawaii		2	3	67	H	Nevada		3	1			
						55	H	Utah St.		3	1	194	A	Boise St.		3	1			
						200	H	Louisiana Tech		3	0	104	A	Idaho		1	3			

Non-Div. I Games:

New Mexico St.

Average RPI Win: 124		WON-LOST RECORD		WINNING PCT. RANK		LAST 10 GAMES		STRENGTH OF SCHEDULE		OPP. STRENGTH OF SCHEDULE		TEAM RPI		ADJ RPI		CONF. RPI		ADJ CONF. RPI					
DIV. I ONLY		19- 11		.63333 88		5- 5		66		31		54		.58076 53		5		4					
DIV. I NON-CONF.		12- 4		.75 56		0- 2		95		26		42		.60011 42		5		5					
TOTALS		RPI 1-50		RPI 51-100		W-L RECORDS		RPI 101-158		RPI 159-999		RPI 150+											
19- 11		3- 10		4- 0		OVERALL		6- 0		6- 1		6- 1											
7- 4		1- 4		1- 0		HOME		2- 0		3- 0		3- 0											
8- 7		2- 6		2- 0		AWAY		2- 0		2- 1		2- 1											
4- 0		0- 0		1- 0		NEUTRAL		2- 0		1- 0		1- 0											
12- 4		1- 4		2- 0		NON-CONFERENCE		6- 0		3- 0		3- 0											
3- 1		0- 1		0- 0		HOME		2- 0		1- 0		1- 0											
5- 3		1- 3		1- 0		AWAY		2- 0		1- 0		1- 0											
4- 0		0- 0		1- 0		NEUTRAL		2- 0		1- 0		1- 0											
7- 7		2- 6		2- 0		CONFERENCE		0- 0		3- 1		3- 1											
4- 3		1- 3		1- 0		HOME		0- 0		2- 0		2- 0											
3- 4		1- 3		1- 0		AWAY		0- 0		1- 1		1- 1											
0- 0		0- 0		0- 0		NEUTRAL		0- 0		0- 0		0- 0											
RPI	S	Opponent		Score		RPI	S	Opponent		Score		RPI	S	Opponent		Score							
9	A	Santa Clara		1	3	67	N	Nevada		3	1	104	H	Idaho		3	1	184	H	Northeastern		3	0
9	H	Santa Clara		1	3	79	A	San Francisco		3	0	108	H	San Diego St.		3	0	186	N	Columbia		3	0
14	A	Hawaii		3	2	79	H	San Francisco		3	0	112	N	Southern Methodist		3	2	201	A	Portland		0	3
14	A	Hawaii		0	3	98	A	Coastal Caro.		3	0	136	A	UC Irvine		3	0	201	H	Portland		3	0
15	A	San Diego		3	2							141	A	Cal St. Fullerton		3	2	205	A	Gonzaga		3	1
15	H	San Diego		2	3							149	N	San Jose St.		3	2	205	H	Gonzaga		3	0
23	A	Utah		0	3													229	A	Cal St. Northridge		3	0
31	A	Sacramento St.		1	3																		
33	A	Pepperdine		0	3																		
33	H	Pepperdine		1	3																		
34	H	UC Santa Barb.		1	3																		
36	A	St. Mary's (Cal.)		2	3																		
36	H	St. Mary's (Cal.)		3	1																		
						LAST 10 GAMES																	
23	A	Utah		0	3	36	H	St. Mary's (Cal.)		3	1	79	H	San Francisco		3	0	9	A	Santa Clara		1	3
34	H	UC Santa Barb.		1	3							15	A	San Diego		3	2	201	H	Portland		3	0
205	A	Gonzaga		3	1																		
201	A	Portland		0	3																		
33	H	Pepperdine		1	3																		

Non-Div. I Games:

Loyola Marymount

Average RPI Win:		153	WON-LOST RECORD		WINNING PCT. RANK		LAST 10 GAMES		STRENGTH OF SCHEDULE		OPP. STRENGTH OF SCHEDULE		TEAM RPI		ADJ RPI		CONF. RPI		ADJ CONF. RPI				
DIV. I ONLY			24- 11	.68571	68	8- 2			74	102	53	.57841	54	13	13								
DIV. I NON-CONF.			10- 10	.5	163	3- 2			64	62	97	.54161	94	13	13								
TOTALS		RPI 1-50		RPI 51-100		W-L RECORDS		RPI 101-158		RPI 159-999		RPI 150+											
24- 11		2- 4		5- 3		OVERALL		7- 4		10- 0		13- 0											
9- 4		1- 0		2- 2		HOME		3- 2		3- 0		5- 0											
10- 5		0- 3		2- 0		AWAY		3- 2		5- 0		6- 0											
5- 2		1- 1		1- 1		NEUTRAL		1- 0		2- 0		2- 0											
10- 10		2- 4		1- 3		NON-CONFERENCE		0- 3		7- 0		7- 0											
4- 3		1- 0		1- 2		HOME		0- 1		2- 0		2- 0											
3- 5		0- 3		0- 0		AWAY		0- 2		3- 0		3- 0											
3- 2		1- 1		0- 1		NEUTRAL		0- 0		2- 0		2- 0											
14- 1		0- 0		4- 0		CONFERENCE		7- 1		3- 0		6- 0											
5- 1		0- 0		1- 0		HOME		3- 1		1- 0		3- 0											
7- 0		0- 0		2- 0		AWAY		3- 0		2- 0		3- 0											
2- 0		0- 0		1- 0		NEUTRAL		1- 0		0- 0		0- 0											
RPI	S	Opponent		Score		RPI	S	Opponent		Score		RPI	S	Opponent		Score							
4	A	Florida		0	3	61	N	Western Mich.		1	3	103	A	Bowling Green		1	3	168	H	Kent St.		3	0
11	A	Notre Dame		2	3	74	H	Virginia		2	3	111	H	Mississippi St.		2	3	182	N	Bradley		3	2
16	A	Purdue		0	3	76	A	Temple		3	2	122	A	St. Louis		3	1	183	A	Eastern Ill.		3	0
34	N	UC Santa Barb.		0	3	76	N	Temple		3	0	122	H	St. Louis		3	2	203	A	Wright St.		3	0
48	N	Missouri St.		3	0	78	H	Miami (Ohio)		1	3	130	H	Charlotte		2	3	209	A	IUPUI		3	1
50	H	Cincinnati		3	1	91	H	Eastern Ky.		3	2	130	N	Charlotte		3	1	212	N	Arkansas St.		3	0
						92	A	Xavier		3	2	140	A	Indiana		2	3	240	A	Rhode Island		3	0
						92	H	Xavier		3	2	142	A	Fordham		3	0	240	H	Rhode Island		3	0
												153	A	Duquesne		3	0	243	A	La Salle		3	0
												153	H	Duquesne		3	1	281	H	Indiana St.		3	1
												155	H	George Washington		3	0						
						LAST 10 GAMES																	
						11	A	Notre Dame		2	3	203	A	Wright St.		3	0						
						78	H	Miami (Ohio)		1	3	50	H	Cincinnati		3	1						
						168	H	Kent St.		3	0	153	A	Duquesne		3	0						
						76	N	Temple		3	0	122	A	St. Louis		3	1						
						130	N	Charlotte		3	1	240	H	Rhode Island		3	0						

Non-Div. I Games:

Dayton

Average RPI Win:	153	WON-LOST RECORD	WINNING PCT. RANK	LAST 10 GAMES	STRENGTH OF SCHEDULE	OPP. STRENGTH OF SCHEDULE	TEAM RPI	ADJ RPI	CONF. RPI	ADJ CONF. RPI	
DIV. I ONLY		21- 13	.61765 98	6- 4	53	64	57	.57824 55	8	7	
DIV. I NON-CONF.		8- 7	.53333 151	0- 1	39	55	69	.57512 62	7	7	
<hr/>											
TOTALS	RPI 1-50	RPI 51-100		W-L RECORDS	RPI 101-158		RPI 159-999		RPI 150+		
21- 13	1- 10	4- 2		OVERALL	5- 0		11- 1		11- 1		
8- 2	0- 2	2- 0		HOME	2- 0		4- 0		4- 0		
7- 7	0- 4	1- 2		AWAY	2- 0		4- 1		4- 1		
6- 4	1- 4	1- 0		NEUTRAL	1- 0		3- 0		3- 0		
<hr/>											
8- 7	1- 7	1- 0		NON-CONFERENCE	1- 0		5- 0		5- 0		
1- 1	0- 1	0- 0		HOME	0- 0		1- 0		1- 0		
3- 3	0- 3	1- 0		AWAY	0- 0		2- 0		2- 0		
4- 3	1- 3	0- 0		NEUTRAL	1- 0		2- 0		2- 0		
<hr/>											
13- 6	0- 3	3- 2		CONFERENCE	4- 0		6- 1		6- 1		
7- 1	0- 1	2- 0		HOME	2- 0		3- 0		3- 0		
4- 4	0- 1	0- 2		AWAY	2- 0		2- 1		2- 1		
2- 1	0- 1	1- 0		NEUTRAL	0- 0		1- 0		1- 0		
<hr/>											
RPI S	Opponent	Score	RPI S	Opponent	Score	RPI S	Opponent	Score	RPI S	Opponent	Score
6 N	Arizona	0 3	52 A	New Mexico St.	1 3	104 A	Idaho	3 1	180 A	Fresno St.	2 3
10 A	Stanford	0 3	52 H	New Mexico St.	3 0	104 H	Idaho	3 2	180 H	Fresno St.	3 0
14 A	Hawaii	0 3	52 N	New Mexico St.	3 2	142 N	Fordham	3 0	180 N	Fresno St.	3 1
14 H	Hawaii	2 3	67 A	Nevada	1 3	149 A	San Jose St.	3 1	193 A	Weber St.	3 1
14 N	Hawaii	0 3	67 H	Nevada	3 0	149 H	San Jose St.	3 1	194 A	Boise St.	3 0
22 A	Brigham Young	1 3	77 A	Tulsa	3 1				194 H	Boise St.	3 1
23 H	Utah	2 3							200 A	Louisiana Tech	3 1
27 N	Kansas St.	2 3							200 H	Louisiana Tech	3 0
30 A	Arkansas	2 3							207 A	Utah Valley St.	3 1
34 N	UC Santa Barb.	3 2							215 H	Idaho St.	3 1
36 N	St. Mary's (Cal.)	2 3							262 N	Tex.-Pan American	3 1
									263 N	Lamar	3 1
<hr/>											
LAST 10 GAMES											
6 N	Arizona	0 3	200 A	Louisiana Tech	3 1						
14 N	Hawaii	0 3	52 A	New Mexico St.	1 3						
52 N	New Mexico St.	3 2	14 H	Hawaii	2 3						
180 N	Fresno St.	3 1	194 H	Boise St.	3 1						
67 H	Nevada	3 0	104 H	Idaho	3 2						

Average RPI Win:		171	WON-LOST		WINNING		LAST 10		STRENGTH OF		OPP. STRENGTH		TEAM		ADJ		CONF.		ADJ CONF.				
Average RPI Loss:		98	RECORD		PCT. RANK		GAMES		SCHEDULE		OF SCHEDULE		RPI		RPI		RPI		RPI				
DIV. I ONLY			19- 6		.76		37		7- 3		112		151		55		.57698		56				
DIV. I NON-CONF.			7- 4		.63636		93		0- 1		69		113		71		.56858		70				
TOTALS			RPI 1-50		RPI 51-100		W-L RECORDS		RPI 101-158		RPI 159-999		RPI 150+										
19- 6			0- 2		3- 1		OVERALL		5- 3		11- 0		12- 1										
11- 0			0- 0		1- 0		HOME		3- 0		7- 0		8- 0										
6- 4			0- 2		2- 0		AWAY		0- 2		4- 0		4- 1										
2- 2			0- 0		0- 1		NEUTRAL		2- 1		0- 0		0- 0										
7- 4			0- 2		1- 1		NON-CONFERENCE		3- 1		3- 0		3- 0										
4- 0			0- 0		0- 0		HOME		1- 0		3- 0		3- 0										
1- 2			0- 2		1- 0		AWAY		0- 0		0- 0		0- 0										
2- 2			0- 0		0- 1		NEUTRAL		2- 1		0- 0		0- 0										
12- 2			0- 0		2- 0		CONFERENCE		2- 2		8- 0		9- 1										
7- 0			0- 0		1- 0		HOME		2- 0		4- 0		5- 0										
5- 2			0- 0		1- 0		AWAY		0- 2		4- 0		4- 1										
0- 0			0- 0		0- 0		NEUTRAL		0- 0		0- 0		0- 0										
RPI	S	Opponent		Score		RPI	S	Opponent		Score		RPI	S	Opponent		Score		RPI	S	Opponent		Score	
32	A	Duke		1	3	82	A	IPFW		3	1	109	H	Binghamton		3	0	165	A	Brown		3	1
44	A	Syracuse		2	3	83	N	Long Island		0	3	112	N	Southern Methodist		3	0	165	H	Brown		3	0
						96	A	Yale		3	2	130	N	Charlotte		2	3	170	A	Dartmouth		3	1
						96	H	Yale		3	1	145	A	Penn		2	3	170	H	Dartmouth		3	1
												145	H	Penn		3	0	186	A	Columbia		3	0
												150	N	Belmont		3	1	186	H	Columbia		3	0
												152	A	Princeton		0	3	235	H	Colgate		3	0
												152	H	Princeton		3	0	236	H	Butler		3	0
																		243	H	La Salle		3	0
																		276	A	Harvard		3	1
																		276	H	Harvard		3	0

Average RPI Win:		199	WON-LOST RECORD		WINNING PCT. RANK		LAST 10 GAMES		STRENGTH OF SCHEDULE		OPP. STRENGTH OF SCHEDULE		TEAM RPI		ADJ RPI		CONF. RPI		ADJ CONF. RPI				
DIV. I ONLY			28- 6		.82353		22		8- 2		172		174		56		.57693		57				
DIV. I NON-CONF.			11- 6		.64706		91		1- 2		148		118		98		.54113		96				
TOTALS		RPI 1-50		RPI 51-100				W-L RECORDS				RPI 101-158				RPI 159-999				RPI 150+			
28- 6		0- 3		6- 2				OVERALL				3- 1				19- 0				21- 0			
14- 0		0- 0		3- 0				HOME				2- 0				9- 0				10- 0			
8- 3		0- 1		2- 1				AWAY				1- 1				5- 0				6- 0			
6- 3		0- 2		1- 1				NEUTRAL				0- 0				5- 0				5- 0			
11- 6		0- 3		1- 2				NON-CONFERENCE				3- 1				7- 0				9- 0			
6- 0		0- 0		1- 0				HOME				2- 0				3- 0				4- 0			
1- 3		0- 1		0- 1				AWAY				1- 1				0- 0				1- 0			
4- 3		0- 2		0- 1				NEUTRAL				0- 0				4- 0				4- 0			
17- 0		0- 0		5- 0				CONFERENCE				0- 0				12- 0				12- 0			
8- 0		0- 0		2- 0				HOME				0- 0				6- 0				6- 0			
7- 0		0- 0		2- 0				AWAY				0- 0				5- 0				5- 0			
2- 0		0- 0		1- 0				NEUTRAL				0- 0				1- 0				1- 0			
RPI	S	Opponent		Score		RPI	S	Opponent		Score		RPI	S	Opponent		Score		RPI	S	Opponent		Score	
6	A	Arizona		0	3	68	A	South Carolina		0	3	130	A	Charlotte		2	3	177	N	North Texas		3	1
20	N	Minnesota		0	3	86	H	William & Mary		3	0	140	H	Indiana		3	1	192	H	Furman		3	1
38	N	Northwestern		0	3	95	N	Georgia Tech		1	3	151	H	North Fla.		3	0	210	A	Birmingham-So.		3	0
						98	A	Coastal Caro.		3	2	156	A	TCU		3	2	210	H	Birmingham-So.		3	0
						98	H	Coastal Caro.		3	2							210	N	Birmingham-So.		3	0
						99	A	UNC Asheville		3	0							212	A	Liberty		3	0
						99	H	UNC Asheville		3	1							212	H	Liberty		3	0
						99	N	UNC Asheville		3	0							223	N	Davidson		3	0
																		234	A	High Point		3	0
																		234	H	High Point		3	0
																		245	A	Charleston So.		3	0
																		245	H	Charleston So.		3	0
																		248	N	Grambling		3	0
																		254	H	Elon		3	0
																		289	A	Radford		3	0
																		289	H	Radford		3	0
																		289	H	Radford		3	0
																		290	N	Loyola (Md.)		3	0
																		293	H	Gardner-Webb		3	0
						LAST 10 GAMES																	
						20	N	Minnesota		0	3	234	A	High Point		3	0						
						68	A	South Carolina		0	3	293	H	Gardner-Webb		3	0						
						99	N	UNC Asheville		3	0	98	H	Coastal Caro.		3	2						
						210	N	Birmingham-So.		3	0	245	H	Charleston So.		3	0						
						289	H	Radford		3	0	212	H	Liberty		3	0						

Non-Div. I Games:

Winthrop

Average RPI Win:		100	WON-LOST RECORD		WINNING PCT. RANK		LAST 10 GAMES		STRENGTH OF SCHEDULE		OPP. STRENGTH OF SCHEDULE		TEAM RPI	ADJ RPI		CONF. RPI	ADJ CONF. RPI		
DIV. I ONLY			13- 16		.44828 186		3- 7		9		6		59	.57586 58		1	1		
DIV. I NON-CONF.			6- 3		.66667 83		0- 0		14		36		26	.63464 26		1	1		
TOTALS		RPI 1-50		RPI 51-100		W-L RECORDS		RPI 101-158		RPI 159-999		RPI 150+							
13- 16		1- 14		5- 1		OVERALL		6- 1		1- 0		1- 0							
9- 5		1- 5		3- 0		HOME		4- 0		1- 0		1- 0							
3- 9		0- 7		1- 1		AWAY		2- 1		0- 0		0- 0							
1- 2		0- 2		1- 0		NEUTRAL		0- 0		0- 0		0- 0							
6- 3		0- 3		2- 0		NON-CONFERENCE		3- 0		1- 0		1- 0							
4- 0		0- 0		1- 0		HOME		2- 0		1- 0		1- 0							
1- 1		0- 1		0- 0		AWAY		1- 0		0- 0		0- 0							
1- 2		0- 2		1- 0		NEUTRAL		0- 0		0- 0		0- 0							
7- 13		1- 11		3- 1		CONFERENCE		3- 1		0- 0		0- 0							
5- 5		1- 5		2- 0		HOME		2- 0		0- 0		0- 0							
2- 8		0- 6		1- 1		AWAY		1- 1		0- 0		0- 0							
0- 0		0- 0		0- 0		NEUTRAL		0- 0		0- 0		0- 0							
RPI	S	Opponent		Score		RPI	S	Opponent		Score		RPI	S	Opponent		Score			
1	N	Nebraska		0	3	51	H	Eastern Mich.		3	1	107	H	Illinois St.		3	1		
2	A	Penn St.		0	3	70	A	Michigan St.		3	2	116	A	Iowa		3	1		
2	H	Penn St.		0	3	70	H	Michigan St.		3	0	116	H	Iowa		3	1		
11	A	Notre Dame		0	3	71	A	Illinois		1	3	123	A	Georgia		3	2		
13	A	Wisconsin		0	3	71	H	Illinois		3	0	135	H	Cleveland St.		3	0		
13	H	Wisconsin		3	2	95	N	Georgia Tech		3	0	140	A	Indiana		2	3		
16	A	Purdue		0	3							140	H	Indiana		3	0		
16	H	Purdue		0	3														
17	A	Ohio St.		0	3														
17	H	Ohio St.		0	3														
20	A	Minnesota		0	3														
20	H	Minnesota		1	3														
24	N	Long Beach St.		0	3														
38	A	Northwestern		1	3														
38	H	Northwestern		0	3														
LAST 10 GAMES																			
2 H Penn St.						0	3	70 H Michigan St.						3	0				
17 H Ohio St.						0	3	116 H Iowa						3	1				
38 A Northwestern						1	3	20 H Minnesota						1	3				
13 A Wisconsin						0	3	71 A Illinois						1	3				
140 H Indiana						3	0	16 A Purdue						0	3				

Non-Div. I Games:

Michigan

Average RPI Win: 122		WON-LOST	WINNING	LAST 10	STRENGTH OF		OPP. STRENGTH	TEAM	ADJ	CONF.	ADJ CONF.		
Average RPI Loss: 35		RECORD	PCT. RANK	GAMES	SCHEDULE		OF SCHEDULE	RPI	RPI	RPI	RPI		
DIV. I ONLY		16- 14	.53333	136	7- 3		31	27	64	.57576	59	3	3
DIV. I NON-CONF.		7- 3	.7	73	0- 1		60	80	44	.59743	43	2	2
TOTALS		RPI 1-50	RPI 51-100		W-L RECORDS		RPI 101-158		RPI 159-999		RPI 150+		
16- 14		4- 11	4- 1		OVERALL		4- 2		4- 0		4- 0		
10- 5		2- 4	3- 0		HOME		2- 1		3- 0		3- 0		
5- 6		1- 4	1- 1		AWAY		2- 1		1- 0		1- 0		
1- 3		1- 3	0- 0		NEUTRAL		0- 0		0- 0		0- 0		
7- 3		2- 3	1- 0		NON-CONFERENCE		0- 0		4- 0		4- 0		
5- 0		1- 0	1- 0		HOME		0- 0		3- 0		3- 0		
1- 0		0- 0	0- 0		AWAY		0- 0		1- 0		1- 0		
1- 3		1- 3	0- 0		NEUTRAL		0- 0		0- 0		0- 0		
9- 11		2- 8	3- 1		CONFERENCE		4- 2		0- 0		0- 0		
5- 5		1- 4	2- 0		HOME		2- 1		0- 0		0- 0		
4- 6		1- 4	1- 1		AWAY		2- 1		0- 0		0- 0		
0- 0		0- 0	0- 0		NEUTRAL		0- 0		0- 0		0- 0		
RPI	S	Opponent	Score	RPI	S	Opponent	Score	RPI	S	Opponent	Score		
1	A	Nebraska	0 3	65	A	Kansas	0 3	110	A	Baylor	3 1		
1	H	Nebraska	0 3	65	H	Kansas	3 2	110	H	Baylor	1 3		
4	N	Florida	1 3	69	A	Iowa St.	3 1	125	A	Texas Tech	2 3		
8	A	Missouri	2 3	69	H	Iowa St.	3 1	125	H	Texas Tech	3 0		
8	H	Missouri	1 3	74	H	Virginia	3 0	147	A	Oklahoma	3 1		
18	N	Southern California	1 3					147	H	Oklahoma	3 0		
19	A	Texas	0 3										
19	H	Texas	2 3										
27	A	Kansas St.	0 3										
27	H	Kansas St.	3 2										
35	N	LSU	3 2										
36	H	St. Mary's (Cal.)	3 0										
38	N	Northwestern	2 3										
45	A	Colorado	3 2										
45	H	Colorado	2 3										
				LAST 10 GAMES									
				38	N	Northwestern	2 3	65	H	Kansas	3 2		
				8	A	Missouri	2 3	27	H	Kansas St.	3 2		
				69	H	Iowa St.	3 1	1	H	Nebraska	0 3		
				125	H	Texas Tech	3 0	110	A	Baylor	3 1		
				45	A	Colorado	3 2	147	H	Oklahoma	3 0		

Non-Div. I Games:

Texas A&M

Average RPI Win:	144	WON-LOST RECORD	WINNING PCT. RANK	LAST 10 GAMES	STRENGTH OF SCHEDULE	OPP. STRENGTH OF SCHEDULE	TEAM RPI	ADJ RPI	CONF. RPI	ADJ CONF. RPI	
DIV. I ONLY		18- 12	.6 105	7- 3	48	79	62	.57223	60	12 12	
DIV. I NON-CONF.		6- 7	.46154 183	1- 0	38	53	82	.55605	80	12 12	
<hr/>											
TOTALS	RPI 1-50	RPI 51-100		W-L RECORDS	RPI 101-158		RPI 159-999		RPI 150+		
18- 12	0- 7	4- 5		OVERALL	6- 0		8- 0		8- 0		
10- 4	0- 3	4- 1		HOME	3- 0		3- 0		3- 0		
5- 5	0- 2	0- 3		AWAY	1- 0		4- 0		4- 0		
3- 3	0- 2	0- 1		NEUTRAL	2- 0		1- 0		1- 0		
<hr/>											
6- 7	0- 5	1- 2		NON-CONFERENCE	2- 0		3- 0		3- 0		
4- 3	0- 2	1- 1		HOME	1- 0		2- 0		2- 0		
1- 2	0- 2	0- 0		AWAY	0- 0		1- 0		1- 0		
1- 2	0- 1	0- 1		NEUTRAL	1- 0		0- 0		0- 0		
<hr/>											
12- 5	0- 2	3- 3		CONFERENCE	4- 0		5- 0		5- 0		
6- 1	0- 1	3- 0		HOME	2- 0		1- 0		1- 0		
4- 3	0- 0	0- 3		AWAY	1- 0		3- 0		3- 0		
2- 1	0- 1	0- 0		NEUTRAL	1- 0		1- 0		1- 0		
<hr/>											
RPI S	Opponent	Score	RPI S	Opponent	Score	RPI S	Opponent	Score	RPI S	Opponent	Score
20 N	Minnesota	0 3	64 H	Stephen F. Austin	3 1	106 H	East Caro.	3 0	167 A	Texas St.	3 1
26 A	Col. of Charleston	2 3	68 N	South Carolina	1 3	112 A	Southern Methodist	3 0	172 A	UCF	3 2
27 A	Kansas St.	1 3	72 A	UTEP	0 3	112 H	Southern Methodist	3 0	202 A	Tulane	3 1
31 H	Sacramento St.	0 3	72 H	UTEP	3 0	112 N	Southern Methodist	3 1	202 H	Tulane	3 1
37 H	Wichita St.	0 3	77 A	Tulsa	0 3	120 N	Florida St.	3 2	202 N	Tulane	3 0
42 H	Marshall	1 3	77 H	Tulsa	3 0	125 H	Texas Tech	3 1	212 H	Arkansas St.	3 0
42 N	Marshall	2 3	84 A	Rice	1 3				214 H	Mississippi	3 1
			84 H	Rice	3 2				244 A	Southern Miss.	3 0
			93 H	Miami (Fla.)	2 3						
<hr/>											
LAST 10 GAMES											
	42 N Marshall	2 3		112 A Southern Methodist	3 0						
	202 N Tulane	3 0		77 A Tulsa	0 3						
	112 N Southern Methodist	3 1		84 H Rice	3 2						
	84 A Rice	1 3		72 H UTEP	3 0						
	167 A Texas St.	3 1		202 H Tulane	3 1						

Non-Div. I Games:

Houston

Average RPI Win: 164		WON-LOST	WINNING	LAST 10	STRENGTH OF		OPP. STRENGTH	TEAM	ADJ	CONF.	ADJ CONF.
Average RPI Loss: 44		RECORD	PCT. RANK	GAMES	SCHEDULE		OF SCHEDULE	RPI	RPI	RPI	RPI
DIV. I ONLY		20- 9	.68966	66	7- 3		103	68	61	.57174	61
DIV. I NON-CONF.		9- 3	.75	56	2- 0		118	47	51	.58428	51
TOTALS		RPI 1-50	RPI 51-100		W-L RECORDS		RPI 101-158		RPI 159-999		RPI 150+
20- 9		1- 5	3- 3		OVERALL		4- 1		12- 0		12- 0
10- 2		1- 1	1- 1		HOME		2- 0		6- 0		6- 0
7- 5		0- 2	1- 2		AWAY		2- 1		4- 0		4- 0
3- 2		0- 2	1- 0		NEUTRAL		0- 0		2- 0		2- 0
9- 3		0- 3	3- 0		NON-CONFERENCE		1- 0		5- 0		5- 0
4- 0		0- 0	1- 0		HOME		0- 0		3- 0		3- 0
2- 1		0- 1	1- 0		AWAY		1- 0		0- 0		0- 0
3- 2		0- 2	1- 0		NEUTRAL		0- 0		2- 0		2- 0
11- 6		1- 2	0- 3		CONFERENCE		3- 1		7- 0		7- 0
6- 2		1- 1	0- 1		HOME		2- 0		3- 0		3- 0
5- 4		0- 1	0- 2		AWAY		1- 1		4- 0		4- 0
0- 0		0- 0	0- 0		NEUTRAL		0- 0		0- 0		0- 0
RPI S	Opponent	Score	RPI S	Opponent	Score	RPI S	Opponent	Score	RPI S	Opponent	Score
2 N	Penn St.	0 3	51 A	Eastern Mich.	1 3	103 H	Bowling Green	3 1	159 A	Northern Ill.	3 0
12 H	Ohio	0 3	51 H	Eastern Mich.	0 3	119 A	Toledo	3 0	159 H	Northern Ill.	3 2
14 A	Hawaii	1 3	54 N	Dayton	3 1	119 A	Toledo	0 3	166 N	Fairfield	3 0
18 N	Southern California	0 3	78 A	Miami (Ohio)	0 3	119 H	Toledo	3 1	168 H	Kent St.	3 0
49 A	Ball St.	0 3	80 H	Valparaiso	3 0	140 A	Indiana	3 0	187 A	Buffalo	3 0
49 H	Ball St.	3 2	87 A	Marquette	3 0				191 A	Akron	3 0
									212 N	Arkansas St.	3 1
									216 H	Ill.-Chicago	3 2
									246 A	Central Mich.	3 2
									246 H	Central Mich.	3 0
									273 H	Oakland	3 0
									296 H	Chicago St.	3 0
LAST 10 GAMES											
166 N	Fairfield	3 0	159 A	Northern Ill.	3 0						
87 A	Marquette	3 0	49 A	Ball St.	0 3						
119 A	Toledo	0 3	119 A	Toledo	3 0						
187 A	Buffalo	3 0	168 H	Kent St.	3 0						
103 H	Bowling Green	3 1	12 H	Ohio	0 3						

Non-Div. I Games:

Western Mich.

Kentucky

Through Games Of Final 2005 RPI

Average RPI Win: 132		WON-LOST	WINNING	LAST 10	STRENGTH OF		OPP. STRENGTH	TEAM	ADJ	CONF.	ADJ CONF.
Average RPI Loss: 47		RECORD	PCT. RANK	GAMES	SCHEDULE		OF SCHEDULE	RPI	RPI	RPI	RPI
DIV. I ONLY		17- 12	.58621	110	5- 5		43	45	58	.57092	62
DIV. I NON-CONF.		7- 5	.58333	119	0- 2		112	114	102	.53186	108
TOTALS		RPI 1-50	RPI 51-100		W-L RECORDS		RPI 101-158		RPI 159-999		RPI 150+
17- 12	4- 10	2- 0		OVERALL		4- 1		7- 1		7- 2	
7- 5	3- 3	1- 0		HOME		1- 1		2- 1		2- 2	
6- 5	1- 5	1- 0		AWAY		2- 0		2- 0		2- 0	
4- 2	0- 2	0- 0		NEUTRAL		1- 0		3- 0		3- 0	
7- 5	0- 4	0- 0		NON-CONFERENCE		1- 0		6- 1		6- 1	
2- 2	0- 1	0- 0		HOME		0- 0		2- 1		2- 1	
1- 2	0- 2	0- 0		AWAY		0- 0		1- 0		1- 0	
4- 1	0- 1	0- 0		NEUTRAL		1- 0		3- 0		3- 0	
10- 7	4- 6	2- 0		CONFERENCE		3- 1		1- 0		1- 1	
5- 3	3- 2	1- 0		HOME		1- 1		0- 0		0- 1	
5- 3	1- 3	1- 0		AWAY		2- 0		1- 0		1- 0	
0- 1	0- 1	0- 0		NEUTRAL		0- 0		0- 0		0- 0	
RPI S	Opponent	Score		RPI S	Opponent	Score		RPI S	Opponent	Score	
4 A	Florida	0	3	68 A	South Carolina	3	1	111 A	Mississippi St.	3	0
4 H	Florida	0	3	68 H	South Carolina	3	0	114 N	Connecticut	3	0
5 A	Louisville	0	3					123 A	Georgia	3	0
7 A	Tennessee	0	3					123 H	Georgia	3	1
7 H	Tennessee	0	3					157 H	Auburn	0	3
25 N	Maryland	1	3								
30 A	Arkansas	3	1								
30 H	Arkansas	3	1								
30 N	Arkansas	1	3								
35 A	LSU	2	3								
35 H	LSU	3	1								
38 A	Northwestern	0	3								
39 H	Alabama	3	1								
50 H	Cincinnati	1	3								
				LAST 10 GAMES							
25 N	Maryland	1	3	7 H	Tennessee	0	3	165 N	Brown	3	2
50 H	Cincinnati	1	3	68 H	South Carolina	3	0	174 A	Clemson	3	0
30 N	Arkansas	1	3	214 A	Mississippi	3	0	183 H	Eastern Ill.	3	0
30 A	Arkansas	3	1	111 A	Mississippi St.	3	0	203 H	Wright St.	2	3
35 A	LSU	2	3	68 A	South Carolina	3	1	214 A	Mississippi	3	0
								224 N	Southern Ill.	3	1
								255 N	Western Caro.	3	0
								286 H	Morehead St.	3	0

Non-Div. I Games:

Kentucky

Average RPI Win:	140	WON-LOST	WINNING	LAST 10	STRENGTH OF	OPP. STRENGTH	TEAM	ADJ	CONF.	ADJ CONF.	
Average RPI Loss:	54	RECORD	PCT. RANK	GAMES	SCHEDULE	OF SCHEDULE	RPI	RPI	RPI	RPI	
DIV. I ONLY	17- 13	.56667	119	4- 6	56	54	67	.56696	63	6	6
DIV. I NON-CONF.	8- 7	.53333	151	1- 1	52	48	78	.55812	76	8	8
<hr/>											
TOTALS	RPI 1-50	RPI 51-100		W-L RECORDS		RPI 101-158		RPI 159-999		RPI 150+	
17- 13	3- 7	2- 5		OVERALL		6- 1		6- 0		7- 0	
9- 3	3- 1	2- 2		HOME		3- 0		1- 0		1- 0	
6- 6	0- 4	0- 1		AWAY		3- 1		3- 0		4- 0	
2- 4	0- 2	0- 2		NEUTRAL		0- 0		2- 0		2- 0	
8- 7	1- 4	1- 3		NON-CONFERENCE		3- 0		3- 0		4- 0	
2- 2	1- 1	1- 1		HOME		0- 0		0- 0		0- 0	
4- 2	0- 2	0- 0		AWAY		3- 0		1- 0		2- 0	
2- 3	0- 1	0- 2		NEUTRAL		0- 0		2- 0		2- 0	
9- 6	2- 3	1- 2		CONFERENCE		3- 1		3- 0		3- 0	
7- 1	2- 0	1- 1		HOME		3- 0		1- 0		1- 0	
2- 4	0- 2	0- 1		AWAY		0- 1		2- 0		2- 0	
0- 1	0- 1	0- 0		NEUTRAL		0- 0		0- 0		0- 0	
<hr/>											
RPI S	Opponent	Score		RPI S	Opponent	Score		RPI S	Opponent	Score	
5 A	Louisville	1	3	66 A	St. John's (N.Y.)	0	3	114 A	Connecticut	1	3
11 H	Notre Dame	3	2	68 N	South Carolina	1	3	120 A	Florida St.	3	2
17 A	Ohio St.	1	3	78 H	Miami (Ohio)	0	3	131 H	Rutgers	3	2
24 A	Long Beach St.	0	3	79 N	San Francisco	0	3	134 H	Seton Hall	3	0
25 H	Maryland	0	3	81 H	American	3	2	136 A	UC Irvine	3	1
32 N	Duke	1	3	87 H	Marquette	3	0	138 H	West Virginia	3	1
42 H	Marshall	3	0	94 H	Villanova	0	3	153 A	Duquesne	3	0
44 H	Syracuse	3	0								
44 N	Syracuse	2	3								
50 A	Cincinnati	2	3								
<hr/>											
LAST 10 GAMES											
136 A	UC Irvine	3	1	11 H	Notre Dame	3	2				
24 A	Long Beach St.	0	3	241 H	DePaul	3	0				
44 N	Syracuse	2	3	134 H	Seton Hall	3	0				
66 A	St. John's (N.Y.)	0	3	50 A	Cincinnati	2	3				
114 A	Connecticut	1	3	5 A	Louisville	1	3				

Non-Div. I Games:

Pittsburgh

Average RPI Win: 217		WON-LOST	WINNING	LAST 10	STRENGTH OF		OPP. STRENGTH	TEAM	ADJ	CONF.	ADJ CONF.				
Average RPI Loss: 101		RECORD	PCT. RANK	GAMES	SCHEDULE		OF SCHEDULE	RPI	RPI	RPI	RPI				
DIV. I ONLY		28- 3	.90323	11	9- 1		236	245	60	.56673	64	25	25		
DIV. I NON-CONF.		8- 2	.8	43	0- 0		132	202	62	.57497	63	29	28		
<hr/>															
TOTALS		RPI 1-50		RPI 51-100		W-L RECORDS		RPI 101-158		RPI 159-999		RPI 150+			
28- 3		1- 0		1- 2		OVERALL		2- 0		24- 1		26- 1			
11- 0		0- 0		0- 0		HOME		1- 0		10- 0		11- 0			
10- 2		0- 0		1- 2		AWAY		1- 0		8- 0		9- 0			
7- 1		1- 0		0- 0		NEUTRAL		0- 0		6- 1		6- 1			
8- 2		1- 0		1- 2		NON-CONFERENCE		0- 0		6- 0		6- 0			
1- 0		0- 0		0- 0		HOME		0- 0		1- 0		1- 0			
1- 2		0- 0		1- 2		AWAY		0- 0		0- 0		0- 0			
6- 0		1- 0		0- 0		NEUTRAL		0- 0		5- 0		5- 0			
20- 1		0- 0		0- 0		CONFERENCE		2- 0		18- 1		20- 1			
10- 0		0- 0		0- 0		HOME		1- 0		9- 0		10- 0			
9- 0		0- 0		0- 0		AWAY		1- 0		8- 0		9- 0			
1- 1		0- 0		0- 0		NEUTRAL		0- 0		1- 1		1- 1			
RPI S	Opponent	Score		RPI S	Opponent	Score		RPI S	Opponent	Score		RPI S	Opponent	Score	
37 N	Wichita St.	3	2	60 A	Houston	1	3	158 A	UTSA	3	0	167 A	Texas St.	3	2
				69 A	Iowa St.	3	0	158 H	UTSA	3	1	167 H	Texas St.	3	1
				77 A	Tulsa	1	3					167 N	Texas St.	0	3
												171 A	McNeese St.	3	1
												171 H	McNeese St.	3	0
												176 A	Sam Houston St.	3	2
												176 H	Sam Houston St.	3	1
												198 N	Montana	3	1
												200 H	Louisiana Tech	3	0
												225 N	South Dakota St.	3	2
												242 A	Northwestern St.	3	0
												242 H	Northwestern St.	3	0
												248 N	Grambling	3	0
												249 A	La.-Monroe	3	0
												249 H	La.-Monroe	3	0
												260 N	La.-Lafayette	3	0
												263 A	Lamar	3	0
												263 H	Lamar	3	0
												263 N	Lamar	3	0
												269 N	Drake	3	1
												278 H	Texas-Arlington	3	0
												285 A	Southeastern La.	3	0
												285 H	Southeastern La.	3	1
												299 A	Nicholls St.	3	0
												299 H	Nicholls St.	3	1
				LAST 10 GAMES											
				167 N	Texas St.	0	3	167 A	Texas St.	3	2				
				263 N	Lamar	3	0	158 A	UTSA	3	0				
				171 A	McNeese St.	3	1	278 H	Texas-Arlington	3	0				
				263 A	Lamar	3	0	167 H	Texas St.	3	1				
				249 H	La.-Monroe	3	0	299 A	Nicholls St.	3	0				

Non-Div. I Games:

Stephen F. Austin

Average RPI Win:	111	WON-LOST RECORD	WINNING PCT. RANK	LAST 10 GAMES	STRENGTH OF SCHEDULE	OPP. STRENGTH OF SCHEDULE	TEAM RPI	ADJ RPI	CONF. RPI	ADJ CONF. RPI					
DIV. I ONLY		15- 15	.5	155	3- 7	30	22	68	.56504	65	3	3			
DIV. I NON-CONF.		8- 2	.8	43	0- 1	48	67	32	.62711	33	2	2			
<hr/>															
TOTALS	RPI 1-50	RPI 51-100		W-L RECORDS		RPI 101-158		RPI 159-999		RPI 150+					
15- 15	3- 10	3- 3		OVERALL		7- 2		2- 0		2- 0					
10- 6	1- 5	3- 1		HOME		5- 0		1- 0		1- 0					
4- 9	2- 5	0- 2		AWAY		1- 2		1- 0		1- 0					
1- 0	0- 0	0- 0		NEUTRAL		1- 0		0- 0		0- 0					
8- 2	1- 2	2- 0		NON-CONFERENCE		3- 0		2- 0		2- 0					
6- 0	1- 0	2- 0		HOME		2- 0		1- 0		1- 0					
1- 2	0- 2	0- 0		AWAY		0- 0		1- 0		1- 0					
1- 0	0- 0	0- 0		NEUTRAL		1- 0		0- 0		0- 0					
7- 13	2- 8	1- 3		CONFERENCE		4- 2		0- 0		0- 0					
4- 6	0- 5	1- 1		HOME		3- 0		0- 0		0- 0					
3- 7	2- 3	0- 2		AWAY		1- 2		0- 0		0- 0					
0- 0	0- 0	0- 0		NEUTRAL		0- 0		0- 0		0- 0					
RPI	S	Opponent	Score	RPI	S	Opponent	Score	RPI	S	Opponent	Score				
1	A	Nebraska	0 3	59	A	Texas A&M	2 3	110	A	Baylor	1 3	207	A	Utah Valley St.	3 1
1	H	Nebraska	1 3	59	H	Texas A&M	3 0	110	H	Baylor	3 0	250	H	UMKC	3 0
8	A	Missouri	0 3	69	A	Iowa St.	0 3	113	H	Va. Commonwealth	3 0				
8	H	Missouri	1 3	69	H	Iowa St.	1 3	122	H	St. Louis	3 0				
19	A	Texas	2 3	70	H	Michigan St.	3 0	125	A	Texas Tech	0 3				
19	H	Texas	0 3	76	H	Temple	3 0	125	H	Texas Tech	3 0				
21	A	UCLA	1 3					126	N	Montana St.	3 1				
22	A	Brigham Young	1 3					147	A	Oklahoma	3 1				
27	A	Kansas St.	3 1					147	H	Oklahoma	3 2				
27	H	Kansas St.	0 3												
39	H	Alabama	3 0												
45	A	Colorado	3 2												
45	H	Colorado	1 3												
<hr/>															
LAST 10 GAMES															
21	A	UCLA	1 3	147	A	Oklahoma	3 1								
69	A	Iowa St.	0 3	27	A	Kansas St.	3 1								
8	H	Missouri	1 3	45	H	Colorado	1 3								
59	A	Texas A&M	2 3	19	H	Texas	0 3								
125	H	Texas Tech	3 0	1	A	Nebraska	0 3								

Non-Div. I Games:

Kansas

Average RPI Win:	179	WON-LOST	WINNING	LAST 10	STRENGTH OF	OPP. STRENGTH	TEAM	ADJ	CONF.	ADJ CONF.		
Average RPI Loss:	63	RECORD	PCT. RANK	GAMES	SCHEDULE	OF SCHEDULE	RPI	RPI	RPI	RPI		
DIV. I ONLY	23- 9	.71875	51	7- 3	119	127	63	.56486	66	6	6	
DIV. I NON-CONF.	14- 3	.82353	33	0- 0	143	235	61	.57384	65	8	8	
<hr/>												
TOTALS	RPI 1-50	RPI 51-100		W-L RECORDS	RPI 101-158		RPI 159-999		RPI 150+			
23- 9	0- 5	4- 2		OVERALL	6- 2		13- 0		13- 0			
8- 2	0- 2	2- 0		HOME	3- 0		3- 0		3- 0			
9- 5	0- 2	2- 2		AWAY	1- 1		6- 0		6- 0			
6- 2	0- 1	0- 0		NEUTRAL	2- 1		4- 0		4- 0			
<hr/>												
14- 3	0- 0	1- 2		NON-CONFERENCE	3- 1		10- 0		10- 0			
3- 0	0- 0	0- 0		HOME	1- 0		2- 0		2- 0			
5- 2	0- 0	1- 2		AWAY	0- 0		4- 0		4- 0			
6- 1	0- 0	0- 0		NEUTRAL	2- 1		4- 0		4- 0			
<hr/>												
9- 6	0- 5	3- 0		CONFERENCE	3- 1		3- 0		3- 0			
5- 2	0- 2	2- 0		HOME	2- 0		1- 0		1- 0			
4- 3	0- 2	1- 0		AWAY	1- 1		2- 0		2- 0			
0- 1	0- 1	0- 0		NEUTRAL	0- 0		0- 0		0- 0			
<hr/>												
RPI S	Opponent	Score	RPI S	Opponent	Score	RPI S	Opponent	Score	RPI S	Opponent	Score	
5 A	Louisville	1 3	63 H	Pittsburgh	3 0	109 N	Binghamton	2 3	181 A	Bucknell	3 0	
11 H	Notre Dame	1 3	75 A	Hofstra	3 1	109 N	Binghamton	3 0	185 A	South Fla.	3 0	
44 H	Syracuse	2 3	85 A	Towson	0 3	114 H	Connecticut	3 0	190 A	Stony Brook	3 0	
50 A	Cincinnati	1 3	86 A	William & Mary	0 3	131 A	Rutgers	2 3	212 N	Liberty	3 0	
50 N	Cincinnati	1 3	87 H	Marquette	3 1	134 A	Seton Hall	3 0	218 H	St. Peter's	3 0	
			94 A	Villanova	3 0	138 H	West Virginia	3 0	220 A	Georgetown	3 0	
						142 H	Fordham	3 0	221 H	Manhattan	3 0	
						148 N	Siena	3 0	241 H	DePaul	3 0	
									254 N	Elon	3 1	
									259 A	Marist	3 0	
									261 N	Canisius	3 0	
									265 A	Holy Cross	3 0	
									306 N	Coppin St.	3 0	
<hr/>												
LAST 10 GAMES												
50 N Cincinnati						1	3	220 A Georgetown				3 0
63 H Pittsburgh						3	0	185 A South Fla.				3 0
138 H West Virginia						3	0	44 H Syracuse				2 3
131 A Rutgers						2	3	87 H Marquette				3 1
94 A Villanova						3	0	114 H Connecticut				3 0

Non-Div. I Games:

St. John's (N.Y.)

Nevada

Through Games Of Final 2005 RPI

Average RPI Win: 139		WON-LOST	WINNING	LAST 10	STRENGTH OF		OPP. STRENGTH	TEAM	ADJ	CONF.	ADJ CONF.
Average RPI Loss: 48		RECORD	PCT. RANK	GAMES	SCHEDULE		OF SCHEDULE	RPI	RPI	RPI	RPI
DIV. I ONLY		18- 13	.58065	112	5- 5		60	48	65	.56387	67
DIV. I NON-CONF.		7- 6	.53846	147	1- 1		46	21	70	.57317	66
TOTALS		RPI 1-50	RPI 51-100		W-L RECORDS		RPI 101-158		RPI 159-999		RPI 150+
18- 13	1- 8	4- 3		OVERALL		5- 1		8- 1		8- 1	
14- 5	1- 5	4- 0		HOME		4- 0		5- 0		5- 0	
3- 7	0- 3	0- 2		AWAY		1- 1		2- 1		2- 1	
1- 1	0- 0	0- 1		NEUTRAL		0- 0		1- 0		1- 0	
7- 6	1- 5	2- 1		NON-CONFERENCE		1- 0		3- 0		3- 0	
6- 3	1- 3	2- 0		HOME		1- 0		2- 0		2- 0	
0- 2	0- 2	0- 0		AWAY		0- 0		0- 0		0- 0	
1- 1	0- 0	0- 1		NEUTRAL		0- 0		1- 0		1- 0	
11- 7	0- 3	2- 2		CONFERENCE		4- 1		5- 1		5- 1	
8- 2	0- 2	2- 0		HOME		3- 0		3- 0		3- 0	
3- 5	0- 1	0- 2		AWAY		1- 1		2- 1		2- 1	
0- 0	0- 0	0- 0		NEUTRAL		0- 0		0- 0		0- 0	
RPI S	Opponent	Score	RPI S	Opponent	Score	RPI S	Opponent	Score	RPI S	Opponent	Score
10 A	Stanford	0 3	52 A	New Mexico St.	1 3	104 A	Idaho	3 0	180 A	Fresno St.	2 3
14 A	Hawaii	0 3	52 H	New Mexico St.	3 2	104 H	Idaho	3 0	180 H	Fresno St.	3 0
14 H	Hawaii	1 3	53 N	Loyola Marymount	1 3	104 H	Idaho	3 2	186 N	Columbia	3 0
14 H	Hawaii	0 3	55 A	Utah St.	0 3	126 H	Montana St.	3 1	191 H	Akron	3 1
15 H	San Diego	0 3	55 H	Utah St.	3 1	149 A	San Jose St.	2 3	194 A	Boise St.	3 0
21 H	UCLA	2 3	88 H	UNLV	3 2	149 H	San Jose St.	3 0	194 H	Boise St.	3 0
22 H	Brigham Young	2 3	91 H	Eastern Ky.	3 0				200 A	Louisiana Tech	3 2
29 H	California	3 2							200 H	Louisiana Tech	3 2
31 A	Sacramento St.	1 3							257 H	UC Davis	3 0
LAST 10 GAMES											
10 A	Stanford	0 3	180 H	Fresno St.	3 0						
14 H	Hawaii	1 3	104 H	Idaho	3 2						
104 H	Idaho	3 0	200 A	Louisiana Tech	3 2						
55 A	Utah St.	0 3	52 A	New Mexico St.	1 3						
257 H	UC Davis	3 0	14 H	Hawaii	0 3						

Non-Div. I Games:

Nevada

South Carolina

Through Games Of Final 2005 RPI

Average RPI Win: 114		WON-LOST	WINNING	LAST 10	STRENGTH OF		OPP. STRENGTH	TEAM	ADJ	CONF.	ADJ CONF.								
Average RPI Loss: 51		RECORD	PCT. RANK	GAMES	SCHEDULE		OF SCHEDULE	RPI	RPI	RPI	RPI								
DIV. I ONLY		13- 14	.48148	171	25		32	69	.56218	68	4	5							
DIV. I NON-CONF.		8- 3	.72727	67	28		58	30	.62911	30	4	4							
<hr/>																			
TOTALS		RPI 1-50		RPI 51-100		W-L RECORDS		RPI 101-158		RPI 159-999		RPI 150+							
13- 14		2- 9		4- 2		OVERALL		5- 2		2- 1		4- 1							
6- 4		1- 2		1- 1		HOME		3- 1		1- 0		2- 0							
3- 8		1- 5		0- 1		AWAY		2- 1		0- 1		1- 1							
4- 2		0- 2		3- 0		NEUTRAL		0- 0		1- 0		1- 0							
8- 3		1- 2		4- 0		NON-CONFERENCE		2- 0		1- 1		1- 1							
2- 0		0- 0		1- 0		HOME		1- 0		0- 0		0- 0							
2- 2		1- 1		0- 0		AWAY		1- 0		0- 1		0- 1							
4- 1		0- 1		3- 0		NEUTRAL		0- 0		1- 0		1- 0							
5- 11		1- 7		0- 2		CONFERENCE		3- 2		1- 0		3- 0							
4- 4		1- 2		0- 1		HOME		2- 1		1- 0		2- 0							
1- 6		0- 4		0- 1		AWAY		1- 1		0- 0		1- 0							
0- 1		0- 1		0- 0		NEUTRAL		0- 0		0- 0		0- 0							
RPI	S	Opponent		Score		RPI	S	Opponent		Score		RPI	S	Opponent		Score			
4	A	Florida		0 3		57	H	Winthrop		3 0		111	H	Mississippi St.		3 1			
4	H	Florida		0 3		60	N	Houston		3 1		120	A	Florida St.		3 1			
7	A	Tennessee		0 3		62	A	Kentucky		0 3		123	A	Georgia		2 3			
7	H	Tennessee		1 3		62	H	Kentucky		1 3		123	H	Georgia		2 3			
16	N	Purdue		0 3		63	N	Pittsburgh		3 1		130	H	Charlotte		3 0			
26	A	Col. of Charleston		0 3		98	N	Coastal Caro.		3 0		157	A	Auburn		3 1			
30	A	Arkansas		2 3								157	H	Auburn		3 1			
35	N	LSU		2 3															
39	A	Alabama		0 3															
39	H	Alabama		3 2															
46	A	North Carolina		3 1															
<hr/>																			
LAST 10 GAMES																			
57 H Winthrop						3 0		123 H Georgia						2 3					
39 H Alabama						3 2		4 H Florida						0 3					
157 H Auburn						3 1		7 H Tennessee						1 3					
7 A Tennessee						0 3		62 H Kentucky						1 3					
62 A Kentucky						0 3		157 A Auburn						3 1					

Non-Div. I Games:

South Carolina

Average RPI Win: 139		WON-LOST	WINNING	LAST 10	STRENGTH OF	OPP. STRENGTH	TEAM	ADJ	CONF.	ADJ CONF.							
Average RPI Loss: 35		RECORD	PCT. RANK	GAMES	SCHEDULE	OF SCHEDULE	RPI	RPI	RPI	RPI							
DIV. I ONLY		16- 15	.51613	150	3- 7	49	36	76	.55948	69	3	3					
DIV. I NON-CONF.		7- 4	.63636	93	0- 0	101	133	84	.55297	83	2	2					

TOTALS		RPI 1-50		RPI 51-100		W-L RECORDS		RPI 101-158		RPI 159-999		RPI 150+					
16- 15		2- 11		2- 3		OVERALL		7- 1		5- 0		5- 0					
9- 6		2- 3		1- 2		HOME		2- 1		4- 0		4- 0					
6- 7		0- 6		1- 1		AWAY		5- 0		0- 0		0- 0					
1- 2		0- 2		0- 0		NEUTRAL		0- 0		1- 0		1- 0					
7- 4		0- 3		0- 1		NON-CONFERENCE		2- 0		5- 0		5- 0					
4- 1		0- 0		0- 1		HOME		0- 0		4- 0		4- 0					
2- 1		0- 1		0- 0		AWAY		2- 0		0- 0		0- 0					
1- 2		0- 2		0- 0		NEUTRAL		0- 0		1- 0		1- 0					
9- 11		2- 8		2- 2		CONFERENCE		5- 1		0- 0		0- 0					
5- 5		2- 3		1- 1		HOME		2- 1		0- 0		0- 0					
4- 6		0- 5		1- 1		AWAY		3- 0		0- 0		0- 0					
0- 0		0- 0		0- 0		NEUTRAL		0- 0		0- 0		0- 0					
RPI	S	Opponent		Score		RPI	S	Opponent		Score		RPI	S	Opponent		Score	
1	A	Nebraska		0 3		59	A	Texas A&M		1 3		101	A	UNI		3 0	
1	H	Nebraska		0 3		59	H	Texas A&M		1 3		110	A	Baylor		3 1	
8	A	Missouri		0 3		64	H	Stephen F. Austin		0 3		110	H	Baylor		2 3	
8	H	Missouri		1 3		65	A	Kansas		3 1		124	A	Creighton		3 0	
19	A	Texas		0 3		65	H	Kansas		3 0		125	A	Texas Tech		3 0	
19	H	Texas		3 1								125	H	Texas Tech		3 0	
23	N	Utah		1 3								147	A	Oklahoma		3 1	
27	A	Kansas St.		0 3								147	H	Oklahoma		3 0	
27	H	Kansas St.		2 3													
30	N	Arkansas		0 3													
45	A	Colorado		0 3													
45	H	Colorado		3 0													
48	A	Missouri St.		1 3													

LAST 10 GAMES																	
		65 H Kansas		3 0				1 H Nebraska		0 3							
		59 A Texas A&M		1 3				27 H Kansas St.		2 3							
		125 A Texas Tech		3 0				110 H Baylor		2 3							
		147 H Oklahoma		3 0				45 A Colorado		0 3							
		19 A Texas		0 3				8 H Missouri		1 3							

Non-Div. I Games:

Iowa St.

Average RPI Win:		106	WON-LOST RECORD		WINNING PCT. RANK		LAST 10 GAMES		STRENGTH OF SCHEDULE		OPP. STRENGTH OF SCHEDULE		TEAM RPI		ADJ RPI		CONF. RPI		ADJ CONF. RPI								
DIV. I ONLY			12- 18		.4 202		2- 8		16		2		84		.55906 70		1		1								
DIV. I NON-CONF.			7- 3		.7 73		0- 0		36		24		35		.62518 34		1		1								
TOTALS		RPI 1-50		RPI 51-100				W-L RECORDS				RPI 101-158				RPI 159-999				RPI 150+							
12- 18		3- 13		2- 5				OVERALL				5- 0				2- 0				2- 0							
7- 7		3- 5		0- 2				HOME				2- 0				2- 0				2- 0							
3- 9		0- 6		1- 3				AWAY				2- 0				0- 0				0- 0							
2- 2		0- 2		1- 0				NEUTRAL				1- 0				0- 0				0- 0							
7- 3		2- 2		2- 1				NON-CONFERENCE				1- 0				2- 0				2- 0							
4- 0		2- 0		0- 0				HOME				0- 0				2- 0				2- 0							
1- 1		0- 0		1- 1				AWAY				0- 0				0- 0				0- 0							
2- 2		0- 2		1- 0				NEUTRAL				1- 0				0- 0				0- 0							
5- 15		1- 11		0- 4				CONFERENCE				4- 0				0- 0				0- 0							
3- 7		1- 5		0- 2				HOME				2- 0				0- 0				0- 0							
2- 8		0- 6		0- 2				AWAY				2- 0				0- 0				0- 0							
0- 0		0- 0		0- 0				NEUTRAL				0- 0				0- 0				0- 0							
RPI	S	Opponent		Score		RPI	S	Opponent		Score		RPI	S	Opponent		Score		RPI	S	Opponent		Score					
2	A	Penn St.		0	3	58	A	Michigan		0	3	113	N	Va. Commonwealth		3	2	168	H	Kent St.		3	0				
2	H	Penn St.		0	3	58	H	Michigan		2	3	116	A	Iowa		3	2	185	H	South Fla.		3	0				
5	N	Louisville		2	3	65	A	Kansas		0	3	116	H	Iowa		3	2										
13	A	Wisconsin		0	3	71	A	Illinois		1	3	140	A	Indiana		3	1										
13	H	Wisconsin		2	3	71	H	Illinois		2	3	140	H	Indiana		3	0										
16	A	Purdue		0	3	76	N	Temple		3	1																
16	H	Purdue		0	3	93	A	Miami (Fla.)		3	1																
17	A	Ohio St.		1	3																						
17	H	Ohio St.		2	3																						
20	A	Minnesota		0	3																						
20	H	Minnesota		1	3																						
31	N	Sacramento St.		2	3																						
37	H	Wichita St.		3	0																						
38	A	Northwestern		0	3																						
38	H	Northwestern		3	2																						
49	H	Ball St.		3	0																						
						LAST 10 GAMES																					
						17 H Ohio St.						2	3	58 A Michigan						0	3						
						2 H Penn St.						0	3	20 H Minnesota						1	3						
						13 A Wisconsin						0	3	116 H Iowa						3	2						
						38 A Northwestern						0	3	16 A Purdue						0	3						
						140 H Indiana						3	0	71 A Illinois						1	3						

Non-Div. I Games:

Michigan St.

Average RPI Win:		133	WON-LOST RECORD		WINNING PCT. RANK		LAST 10 GAMES		STRENGTH OF SCHEDULE		OPP. STRENGTH OF SCHEDULE		TEAM RPI	ADJ RPI		CONF. RPI	ADJ CONF. RPI		
DIV. I ONLY			16- 15		.51613 150		5- 5		55		20		74	.55849 71		1	1		
DIV. I NON-CONF.			9- 2		.81818 38		0- 0		152		135		54	.57808 59		1	1		
TOTALS		RPI 1-50		RPI 51-100		W-L RECORDS		RPI 101-158		RPI 159-999		RPI 150+							
16- 15		2- 11		4- 2		OVERALL		4- 2		6- 0		6- 0							
6- 7		1- 5		2- 1		HOME		1- 1		2- 0		2- 0							
6- 7		1- 5		2- 1		AWAY		2- 1		1- 0		1- 0							
4- 1		0- 1		0- 0		NEUTRAL		1- 0		3- 0		3- 0							
9- 2		0- 1		1- 1		NON-CONFERENCE		2- 0		6- 0		6- 0							
2- 1		0- 0		0- 1		HOME		0- 0		2- 0		2- 0							
3- 0		0- 0		1- 0		AWAY		1- 0		1- 0		1- 0							
4- 1		0- 1		0- 0		NEUTRAL		1- 0		3- 0		3- 0							
7- 13		2- 10		3- 1		CONFERENCE		2- 2		0- 0		0- 0							
4- 6		1- 5		2- 0		HOME		1- 1		0- 0		0- 0							
3- 7		1- 5		1- 1		AWAY		1- 1		0- 0		0- 0							
0- 0		0- 0		0- 0		NEUTRAL		0- 0		0- 0		0- 0							
RPI S	Opponent		Score		RPI S	Opponent		Score		RPI S	Opponent		Score		RPI S	Opponent		Score	
2 A	Penn St.		0	3	58 A	Michigan		0	3	107 A	Illinois St.		3 2	159 A	Northern Ill.		3 0		
2 H	Penn St.		0	3	58 H	Michigan		3 1	116 A	Iowa		3 1	183 H	Eastern Ill.		3 2			
5 N	Louisville		0	3	70 A	Michigan St.		3 2	116 H	Iowa		0 3	204 H	Loyola (Ill.)		3 0			
13 A	Wisconsin		2	3	70 H	Michigan St.		3 1	131 N	Rutgers		3 0	228 N	Wis.-Green Bay		3 0			
13 H	Wisconsin		0	3	84 H	Rice		0 3	140 A	Indiana		2 3	252 N	Austin Peay		3 1			
16 A	Purdue		0	3	88 A	UNLV		3 2	140 H	Indiana		3 0	281 N	Indiana St.		3 0			
16 H	Purdue		3 2																
17 A	Ohio St.		3 2																
17 H	Ohio St.		0 3																
20 A	Minnesota		0 3																
20 H	Minnesota		1 3																
38 A	Northwestern		1 3																
38 H	Northwestern		2 3																

U
T
E
P

UTEP				Through Games Of Final 2005 RPI											
Average RPI Win: 168		WON-LOST	WINNING	LAST 10	STRENGTH OF		OPP. STRENGTH		TEAM	ADJ		CONF.	ADJ CONF.		
Average RPI Loss: 77		RECORD	PCT. RANK	GAMES	SCHEDULE		OF SCHEDULE		RPI	RPI		RPI	RPI		
DIV. I ONLY		21- 10	.67742	69	7- 3		113		126	71	.55758	72	12	12	
DIV. I NON-CONF.		10- 3	.76923	52	0- 0		172		174	76	.55765	77	12	12	
TOTALS		RPI 1-50		RPI 51-100		W-L RECORDS		RPI 101-158		RPI 159-999		RPI 150+			
21- 10		1- 2		3- 5		OVERALL		4- 3		13- 0		13- 0			
8- 2		0- 0		3- 1		HOME		1- 1		4- 0		4- 0			
5- 7		1- 1		0- 4		AWAY		0- 2		4- 0		4- 0			
8- 1		0- 1		0- 0		NEUTRAL		3- 0		5- 0		5- 0			
10- 3		1- 0		0- 2		NON-CONFERENCE		2- 1		7- 0		7- 0			
1- 1		0- 0		0- 1		HOME		0- 0		1- 0		1- 0			
2- 2		1- 0		0- 1		AWAY		0- 1		1- 0		1- 0			
7- 0		0- 0		0- 0		NEUTRAL		2- 0		5- 0		5- 0			
11- 7		0- 2		3- 3		CONFERENCE		2- 2		6- 0		6- 0			
7- 1		0- 0		3- 0		HOME		1- 1		3- 0		3- 0			
3- 5		0- 1		0- 3		AWAY		0- 1		3- 0		3- 0			
1- 1		0- 1		0- 0		NEUTRAL		1- 0		0- 0		0- 0			
RPI S	Opponent	Score		RPI S	Opponent	Score		RPI S	Opponent	Score		RPI S	Opponent	Score	
42 A	Marshall	0 3		52 A	New Mexico St.	0 3		106 H	East Caro.	1 3		172 H	UCF	3 0	
42 N	Marshall	2 3		52 H	New Mexico St.	0 3		106 N	East Caro.	3 0		178 A	UAB	3 1	
43 A	Middle Tenn.	3 1		60 A	Houston	0 3		110 N	Baylor	3 2		179 A	Memphis	3 0	
				60 H	Houston	3 0		112 A	Southern Methodist	1 3		188 N	Alabama A&M	3 0	
				77 A	Tulsa	2 3		112 H	Southern Methodist	3 0		202 A	Tulane	3 0	
				77 H	Tulsa	3 0		115 N	Tennessee St.	3 0		202 H	Tulane	3 0	
				84 A	Rice	2 3		141 A	Cal St. Fullerton	2 3		205 N	Gonzaga	3 1	
				84 H	Rice	3 1						232 H	Troy	3 0	
												244 H	Southern Miss.	3 1	
												250 N	UMKC	3 0	
												253 A	Northern Ariz.	3 1	
												255 N	Western Caro.	3 0	
												259 N	Marist	3 0	
				LAST 10 GAMES											
				42 N Marshall 2 3				179 A Memphis 3 0							
				106 N East Caro. 3 0				202 A Tulane 3 0							
				77 H Tulsa 3 0				60 A Houston 0 3							
				112 H Southern Methodist 3 0				84 A Rice 2 3							
				178 A UAB 3 1				244 H Southern Miss. 3 1							

U
T
E
P

Non-Div. I Games:

UTEP















Average RPI Win:		183	WON-LOST RECORD		WINNING PCT. RANK	LAST 10 GAMES	STRENGTH OF SCHEDULE		OPP. STRENGTH OF SCHEDULE	TEAM RPI	ADJ RPI	CONF. RPI	ADJ CONF. RPI
Average RPI Loss:		78											
DIV. I ONLY		23-9			.71875 51	7-3	134		135	66	.55739 73	14	14
DIV. I NON-CONF.		11-4			.73333 64	1-1	127		128	72	.56495 73	14	14
TOTALS		RPI 1-50	RPI 51-100		W-L RECORDS		RPI 101-158		RPI 159-999		RPI 150+		
23-9		0-5	1-1		OVERALL		6-2		16-1		17-1		
8-1		0-1	0-0		HOME		2-0		6-0		6-0		
9-7		0-3	0-1		AWAY		3-2		6-1		7-1		
6-1		0-1	1-0		NEUTRAL		1-0		4-0		4-0		
11-4		0-2	1-1		NON-CONFERENCE		2-1		8-0		9-0		
2-0		0-0	0-0		HOME		0-0		2-0		2-0		
5-3		0-1	0-1		AWAY		2-1		3-0		4-0		
4-1		0-1	1-0		NEUTRAL		0-0		3-0		3-0		
12-5		0-3	0-0		CONFERENCE		4-1		8-1		8-1		
6-1		0-1	0-0		HOME		2-0		4-0		4-0		
4-4		0-2	0-0		AWAY		1-1		3-1		3-1		
2-0		0-0	0-0		NEUTRAL		1-0		1-0		1-0		
RPI S	Opponent	Score	RPI S	Opponent	Score	RPI S	Opponent	Score	RPI S	Opponent	Score		
4 A	Florida	0 3	90 A	Pacific	1 3	104 A	Idaho	3 2	173 A	Jacksonville	3 0		
31 A	Sacramento St.	0 3	100 N	Appalachian St.	3 0	126 A	Montana St.	3 2	185 A	South Fla.	3 0		
31 A	Sacramento St.	1 3				126 H	Montana St.	3 1	189 H	Washington St.	3 1		
31 H	Sacramento St.	0 3				132 A	Portland St.	0 3	193 A	Weber St.	2 3		
47 N	Fla. Atlantic	1 3				132 H	Portland St.	3 1	193 H	Weber St.	3 0		
						132 N	Portland St.	3 1	193 N	Weber St.	3 1		
						144 A	Oregon	1 3	194 A	Boise St.	3 1		
						151 A	North Fla.	3 0	198 A	Montana	3 0		
									198 H	Montana	3 0		
									205 H	Gonzaga	3 0		
									211 N	Robert Morris	3 0		
									215 A	Idaho St.	3 2		
									215 H	Idaho St.	3 0		
									225 N	South Dakota St.	3 2		
									245 N	Charleston So.	3 0		
									253 A	Northern Ariz.	3 1		
									253 H	Northern Ariz.	3 0		
			LAST 10 GAMES										
			31 A	Sacramento St.	1 3	126 H	Montana St.	3 1					
			132 N	Portland St.	3 1	198 H	Montana	3 0					
			193 N	Weber St.	3 1	253 A	Northern Ariz.	3 1					
			132 H	Portland St.	3 1	31 A	Sacramento St.	0 3					
			194 A	Boise St.	3 1	90 A	Pacific	1 3					

Non-Div. I Games:

Eastern Wash.

Virginia

Through Games Of Final 2005 RPI

Average RPI Win: 155		WON-LOST	WINNING	LAST 10	STRENGTH OF		OPP. STRENGTH	TEAM	ADJ	CONF.	ADJ CONF.
Average RPI Loss: 55		RECORD	PCT. RANK	GAMES	SCHEDULE		OF SCHEDULE	RPI	RPI	RPI	RPI
DIV. I ONLY		20- 11	.64516	82	7- 3		115	86	75	.55704	74
DIV. I NON-CONF.		5- 4	.55556	138	0- 0		140	78	126	.52315	121
TOTALS		RPI 1-50	RPI 51-100		W-L RECORDS		RPI 101-158		RPI 159-999		RPI 150+
20- 11		1- 7	4- 3		OVERALL		6- 1		9- 0		9- 0
9- 4		1- 3	1- 1		HOME		3- 0		4- 0		4- 0
9- 5		0- 3	3- 2		AWAY		3- 0		3- 0		3- 0
2- 2		0- 1	0- 0		NEUTRAL		0- 1		2- 0		2- 0
5- 4		0- 2	2- 1		NON-CONFERENCE		0- 1		3- 0		3- 0
2- 1		0- 1	1- 0		HOME		0- 0		1- 0		1- 0
1- 1		0- 0	1- 1		AWAY		0- 0		0- 0		0- 0
2- 2		0- 1	0- 0		NEUTRAL		0- 1		2- 0		2- 0
15- 7		1- 5	2- 2		CONFERENCE		6- 0		6- 0		6- 0
7- 3		1- 2	0- 1		HOME		3- 0		3- 0		3- 0
8- 4		0- 3	2- 1		AWAY		3- 0		3- 0		3- 0
0- 0		0- 0	0- 0		NEUTRAL		0- 0		0- 0		0- 0
RPI S	Opponent	Score	RPI S	Opponent	Score	RPI S	Opponent	Score	RPI S	Opponent	Score
25 A	Maryland	1 	54 A	Dayton	3 2	105 A	Wake Forest	3 1	174 A	Clemson	3 2
25 H	Maryland	2 	59 A	Texas A&M	0 	105 H	Wake Forest	3 1	174 H	Clemson	3 2
32 A	Duke	1 	93 A	Miami (Fla.)	3 1	111 N	Mississippi St.	0 	208 A	Boston College	3 0
32 H	Duke	3 1	93 A	Miami (Fla.)	3 0	120 A	Florida St.	3 1	208 H	Boston College	3 0
36 N	St. Mary's (Cal.)	1 	95 A	Georgia Tech	2 	120 H	Florida St.	3 2	212 H	Liberty	3 1
40 H	Albany (N.Y.)	2 	95 H	Georgia Tech	1 	146 A	Virginia Tech	3 1	237 A	North Carolina St.	3 0
46 A	North Carolina	0 	100 H	Appalachian St.	3 0	146 H	Virginia Tech	3 0	237 H	North Carolina St.	3 0
46 H	North Carolina	2 							264 N	Lehigh	3 0
									281 N	Indiana St.	3 0
LAST 10 GAMES											
			95 H	Georgia Tech	1 	120 H	Florida St.	3 2			
			174 H	Clemson	3 2	208 A	Boston College	3 0			
			32 A	Duke	1 	25 A	Maryland	1 			
			105 A	Wake Forest	3 1	146 A	Virginia Tech	3 1			
			93 A	Miami (Fla.)	3 0	237 H	North Carolina St.	3 0			

Non-Div. I Games:

Virginia

Average RPI Win:	177	WON-LOST RECORD	WINNING PCT. RANK	LAST 10 GAMES	STRENGTH OF SCHEDULE	OPP. STRENGTH OF SCHEDULE	TEAM RPI	ADJ RPI	CONF. RPI	ADJ CONF. RPI		
DIV. I ONLY		19- 8	.7037	58	8- 2	137	156	73	.55306	75	18	18
DIV. I NON-CONF.		3- 5	.375	218	0- 0	91	90	159	.49409	161	17	17
<hr/>												
TOTALS	RPI 1-50	RPI 51-100		W-L RECORDS		RPI 101-158		RPI 159-999		RPI 150+		
19- 8	0- 0	3- 5		OVERALL		3- 3		13- 0		13- 0		
9- 6	0- 0	1- 5		HOME		1- 1		7- 0		7- 0		
9- 2	0- 0	2- 0		AWAY		1- 2		6- 0		6- 0		
1- 0	0- 0	0- 0		NEUTRAL		1- 0		0- 0		0- 0		
<hr/>												
3- 5	0- 0	1- 3		NON-CONFERENCE		1- 2		1- 0		1- 0		
2- 3	0- 0	1- 3		HOME		0- 0		1- 0		1- 0		
0- 2	0- 0	0- 0		AWAY		0- 2		0- 0		0- 0		
1- 0	0- 0	0- 0		NEUTRAL		1- 0		0- 0		0- 0		
<hr/>												
16- 3	0- 0	2- 2		CONFERENCE		2- 1		12- 0		12- 0		
7- 3	0- 0	0- 2		HOME		1- 1		6- 0		6- 0		
9- 0	0- 0	2- 0		AWAY		1- 0		6- 0		6- 0		
0- 0	0- 0	0- 0		NEUTRAL		0- 0		0- 0		0- 0		
<hr/>												
RPI S	Opponent	Score	RPI S	Opponent	Score	RPI S	Opponent	Score	RPI S	Opponent	Score	
			66 H	St. John's (N.Y.)	1 3	113 A	Va. Commonwealth	3 2	160 A	James Madison	3 1	
			76 H	Temple	3 1	113 H	Va. Commonwealth	0 3	160 H	James Madison	3 2	
			78 H	Miami (Ohio)	0 3	113 H	Va. Commonwealth	3 0	184 A	Northeastern	3 1	
			82 H	IPFW	0 3	133 A	UC Riverside	1 3	184 H	Northeastern	3 0	
			85 A	Towson	3 1	136 A	UC Irvine	2 3	186 H	Columbia	3 0	
			85 H	Towson	2 3	141 N	Cal St. Fullerton	3 1	197 A	Delaware	3 0	
			86 A	William & Mary	3 2				197 H	Delaware	3 1	
			86 H	William & Mary	1 3				206 A	Georgia St.	3 0	
									206 H	Georgia St.	3 2	
									256 A	UNC Wilmington	3 0	
									256 H	UNC Wilmington	3 0	
									275 A	George Mason	3 1	
									275 H	George Mason	3 0	
<hr/>												
LAST 10 GAMES												
			113 H	Va. Commonwealth	0 3	86 A	William & Mary	3 2				
			184 A	Northeastern	3 1	256 H	UNC Wilmington	3 0				
			197 H	Delaware	3 1	206 H	Georgia St.	3 2				
			85 H	Towson	2 3	275 A	George Mason	3 1				
			113 A	Va. Commonwealth	3 2	160 A	James Madison	3 1				

Non-Div. I Games:

Hofstra

Average RPI Win:		169	WON-LOST RECORD		WINNING PCT. RANK		LAST 10 GAMES		STRENGTH OF SCHEDULE		OPP. STRENGTH OF SCHEDULE		TEAM RPI		ADJ RPI		CONF. RPI		ADJ CONF. RPI					
DIV. I ONLY			23- 13		.63889		86		6- 4		98		132		83		.55241		76		13		13	
DIV. I NON-CONF.			11- 10		.52381		161		3- 3		113		131		130		.52022		125		13		13	
TOTALS			RPI 1-50		RPI 51-100				W-L RECORDS				RPI 101-158				RPI 159-999				RPI 150+			
23- 13			0- 1		5- 9				OVERALL				9- 3				9- 0				12- 0			
13- 4			0- 1		3- 3				HOME				7- 0				3- 0				5- 0			
5- 4			0- 0		1- 2				AWAY				2- 2				2- 0				3- 0			
5- 5			0- 0		1- 4				NEUTRAL				0- 1				4- 0				4- 0			
11- 10			0- 1		3- 7				NON-CONFERENCE				2- 2				6- 0				6- 0			
6- 3			0- 1		2- 2				HOME				2- 0				2- 0				2- 0			
1- 3			0- 0		1- 2				AWAY				0- 1				0- 0				0- 0			
4- 4			0- 0		0- 3				NEUTRAL				0- 1				4- 0				4- 0			
12- 3			0- 0		2- 2				CONFERENCE				7- 1				3- 0				6- 0			
7- 1			0- 0		1- 1				HOME				5- 0				1- 0				3- 0			
4- 1			0- 0		0- 0				AWAY				2- 1				2- 0				3- 0			
1- 1			0- 0		1- 1				NEUTRAL				0- 0				0- 0				0- 0			
RPI	S	Opponent		Score		RPI	S	Opponent		Score		RPI	S	Opponent		Score		RPI	S	Opponent		Score		
40	H	Albany (N.Y.)		0	3	54	H	Dayton		2	3	113	N	Va. Commonwealth		1	3	166	N	Fairfield		3	0	
						54	N	Dayton		0	3	122	H	St. Louis		3	0	197	H	Delaware		3	0	
						65	A	Kansas		0	3	130	A	Charlotte		2	3	227	N	UMBC		3	1	
						70	N	Michigan St.		1	3	130	H	Charlotte		3	1	240	A	Rhode Island		3	0	
						75	A	Hofstra		1	3	131	A	Rutgers		1	3	243	A	La Salle		3	0	
						78	N	Miami (Ohio)		1	3	131	H	Rutgers		3	0	243	H	La Salle		3	0	
						81	H	American		1	3	142	A	Fordham		3	2	264	H	Lehigh		3	0	
						82	N	IPFW		2	3	142	H	Fordham		3	0	276	N	Harvard		3	1	
						83	A	Long Island		3	1	145	H	Penn		3	1	314	N	Md.-East. Shore		3	0	
						83	H	Long Island		0	3	153	H	Duquesne		3	0							
						85	H	Towson		3	1	155	A	George Washington		3	0							
						92	H	Xavier		3	2	155	H	George Washington		3	0							
						92	N	Xavier		3	1													
						94	H	Villanova		3	2													
LAST 10 GAMES																								
						81	H	American		1	3	142	H	Fordham		3	0							
						40	H	Albany (N.Y.)		0	3	243	A	La Salle		3	0							
						83	H	Long Island		0	3	145	H	Penn		3	1							
						54	N	Dayton		0	3	314	N	Md.-East. Shore		3	0							
						92	N	Xavier		3	1	83	A	Long Island		3	1							

Non-Div. I Games:

Temple

Average RPI Win:		171	WON-LOST RECORD		WINNING PCT. RANK		LAST 10 GAMES		STRENGTH OF SCHEDULE		OPP. STRENGTH OF SCHEDULE		TEAM RPI		ADJ RPI		CONF. RPI		ADJ CONF. RPI	
Average RPI Loss:		97																		
DIV. I ONLY			23- 8		.74194 44		5- 5		180		124		70		.55202 77		12		12	
DIV. I NON-CONF.			13- 2		.86667 18		0- 1		206		193		68		.56843 71		12		12	
TOTALS		RPI 1-50		RPI 51-100		W-L RECORDS		RPI 101-158		RPI 159-999		RPI 150+								
23- 8		1- 1		5- 3		OVERALL		2- 3		15- 1		15- 1								
14- 1		0- 0		4- 1		HOME		2- 0		8- 0		8- 0								
5- 6		0- 1		1- 2		AWAY		0- 3		4- 0		4- 0								
4- 1		1- 0		0- 0		NEUTRAL		0- 0		3- 1		3- 1								
13- 2		1- 0		1- 1		NON-CONFERENCE		1- 1		10- 0		10- 0								
7- 1		0- 0		1- 1		HOME		1- 0		5- 0		5- 0								
2- 1		0- 0		0- 0		AWAY		0- 1		2- 0		2- 0								
4- 0		1- 0		0- 0		NEUTRAL		0- 0		3- 0		3- 0								
10- 6		0- 1		4- 2		CONFERENCE		1- 2		5- 1		5- 1								
7- 0		0- 0		3- 0		HOME		1- 0		3- 0		3- 0								
3- 5		0- 1		1- 2		AWAY		0- 2		2- 0		2- 0								
0- 1		0- 0		0- 0		NEUTRAL		0- 0		0- 1		0- 1								
RPI	S	Opponent		Score		RPI	S	Opponent		Score		RPI	S	Opponent		Score				
42	A	Marshall		0 3		55	H	Utah St.		1 3		106	A	East Caro.		3 1				
50	N	Cincinnati		3 1		60	A	Houston		0 3		112	A	Southern Methodist		3 0				
						60	H	Houston		3 0		112	H	Southern Methodist		3 0				
						64	H	Stephen F. Austin		3 1		127	A	Oral Roberts		3 2				
						72	A	UTEP		0 3		142	H	Fordham		3 0				
						72	H	UTEP		3 2						186 N Columbia		3 0		
						84	A	Rice		3 0						202 A Tulane		3 1		
						84	H	Rice		3 0						202 H Tulane		3 0		
																202 N Tulane		2 3		
																204 A Loyola (Ill.)		3 1		
																221 N Manhattan		3 0		
																248 H Grambling		3 0		
																250 H UMKC		3 0		
																260 H La.-Lafayette		3 0		
																262 H Tex.-Pan American		3 0		
																262 N Tex.-Pan American		3 1		
																263 H Lamar		3 0		
						LAST 10 GAMES														
						202	N	Tulane		2 3		60	H	Houston		3 0				
						72	A	UTEP		0 3		106	A	East Caro.		1 3				
						202	A	Tulane		3 1		42	A	Marshall		0 3				
						127	A	Oral Roberts		1 3		178	H	UAB		3 0				
						84	H	Rice		3 0		179	H	Memphis		3 2				

Non-Div. I Games:

Tulsa

Average RPI Win:	143	WON-LOST RECORD	WINNING PCT. RANK	LAST 10 GAMES	STRENGTH OF SCHEDULE	OPP. STRENGTH OF SCHEDULE	TEAM RPI	ADJ RPI	CONF. RPI	ADJ CONF. RPI		
DIV. I ONLY		18- 13	.58065	112	4- 6	63	90	72	.55042	78	10	11
DIV. I NON-CONF.		8- 5	.61538	105	1- 1	32	116	46	.58472	50	10	10
<hr/>												
TOTALS	RPI 1-50	RPI 51-100		W-L RECORDS		RPI 101-158		RPI 159-999		RPI 150+		
18- 13	1- 5	6- 3		OVERALL		1- 3		10- 2		10- 2		
9- 5	1- 1	1- 1		HOME		0- 2		7- 1		7- 1		
7- 4	0- 2	3- 0		AWAY		1- 1		3- 1		3- 1		
2- 4	0- 2	2- 2		NEUTRAL		0- 0		0- 0		0- 0		
8- 5	1- 1	5- 2		NON-CONFERENCE		0- 1		2- 1		2- 1		
3- 2	1- 0	0- 0		HOME		0- 1		2- 1		2- 1		
3- 0	0- 0	3- 0		AWAY		0- 0		0- 0		0- 0		
2- 3	0- 1	2- 2		NEUTRAL		0- 0		0- 0		0- 0		
10- 8	0- 4	1- 1		CONFERENCE		1- 2		8- 1		8- 1		
6- 3	0- 1	1- 1		HOME		0- 1		5- 0		5- 0		
4- 4	0- 2	0- 0		AWAY		1- 1		3- 1		3- 1		
0- 1	0- 1	0- 0		NEUTRAL		0- 0		0- 0		0- 0		
RPI S	Opponent	Score	RPI S	Opponent	Score	RPI S	Opponent	Score	RPI S	Opponent	Score	
12 A	Ohio	2 3	51 H	Eastern Mich.	0 3	103 A	Bowling Green	3 0	159 A	Northern Ill.	0 3	
12 H	Ohio	0 3	54 A	Dayton	3 1	103 H	Bowling Green	1 3	161 H	Northern Colo.	1 3	
25 N	Maryland	2 3	61 H	Western Mich.	3 0	119 A	Toledo	0 3	168 A	Kent St.	3 0	
42 H	Marshall	3 0	63 A	Pittsburgh	3 0	146 H	Virginia Tech	2 3	168 H	Kent St.	3 2	
49 A	Ball St.	2 3	75 A	Hofstra	3 0				187 A	Buffalo	3 1	
49 N	Ball St.	0 3	76 N	Temple	3 1				187 H	Buffalo	3 0	
			81 N	American	3 0				187 H	Buffalo	3 0	
			82 N	IPFW	0 3				191 A	Akron	3 1	
			92 N	Xavier	0 3				191 H	Akron	3 1	
									203 H	Wright St.	3 2	
									246 H	Central Mich.	3 0	
									286 H	Morehead St.	3 0	
<hr/>												
LAST 10 GAMES												
54 A	Dayton	3 1	12 H	Ohio	0 3							
92 N	Xavier	0 3	159 A	Northern Ill.	0 3							
49 N	Ball St.	0 3	103 H	Bowling Green	1 3							
187 H	Buffalo	3 0	12 A	Ohio	2 3							
168 H	Kent St.	3 2	168 A	Kent St.	3 0							

Non-Div. I Games:

Miami (Ohio)

San Francisco

Through Games Of Final 2005 RPI

Average RPI Win: 158		WON-LOST	WINNING	LAST 10	STRENGTH OF		OPP. STRENGTH	TEAM	ADJ		CONF.	ADJ CONF.
Average RPI Loss: 47		RECORD	PCT. RANK	GAMES	SCHEDULE		OF SCHEDULE	RPI	RPI		RPI	RPI
DIV. I ONLY		18- 13	.58065	112	3- 7		94	62	85		.55026	79
DIV. I NON-CONF.		14- 3	.82353	33	1- 0		130	123	45		.59083	45
TOTALS		RPI 1-50	RPI 51-100		W-L RECORDS		RPI 101-158		RPI 159-999		RPI 150+	
18- 13		1- 9	5- 2		OVERALL		2- 2		10- 0		10- 0	
10- 6		1- 5	4- 1		HOME		1- 0		4- 0		4- 0	
5- 5		0- 4	0- 1		AWAY		1- 0		4- 0		4- 0	
3- 2		0- 0	1- 0		NEUTRAL		0- 2		2- 0		2- 0	
14- 3		1- 1	5- 0		NON-CONFERENCE		2- 2		6- 0		6- 0	
8- 1		1- 1	4- 0		HOME		1- 0		2- 0		2- 0	
3- 0		0- 0	0- 0		AWAY		1- 0		2- 0		2- 0	
3- 2		0- 0	1- 0		NEUTRAL		0- 2		2- 0		2- 0	
4- 10		0- 8	0- 2		CONFERENCE		0- 0		4- 0		4- 0	
2- 5		0- 4	0- 1		HOME		0- 0		2- 0		2- 0	
2- 5		0- 4	0- 1		AWAY		0- 0		2- 0		2- 0	
0- 0		0- 0	0- 0		NEUTRAL		0- 0		0- 0		0- 0	
RPI S	Opponent	Score	RPI S	Opponent	Score	RPI S	Opponent	Score	RPI S	Opponent	Score	
9 A	Santa Clara	1 3	53 A	Loyola Marymount	0 3	132 A	Portland St.	3 2	180 H	Fresno St.	3 0	
9 H	Santa Clara	1 3	53 H	Loyola Marymount	0 3	141 N	Cal St. Fullerton	1 3	181 H	Bucknell	3 0	
15 A	San Diego	0 3	63 N	Pittsburgh	3 0	144 N	Oregon	1 3	197 A	Delaware	3 1	
15 H	San Diego	1 3	83 H	Long Island	3 0	149 H	San Jose St.	3 2	201 A	Portland	3 0	
31 H	Sacramento St.	1 3	86 H	William & Mary	3 1				201 H	Portland	3 0	
33 A	Pepperdine	0 3	89 H	Cal Poly	3 0				205 A	Gonzaga	3 2	
33 H	Pepperdine	0 3	90 H	Pacific	3 2				205 H	Gonzaga	3 1	
36 A	St. Mary's (Cal.)	0 3							233 N	Evansville	3 0	
36 H	St. Mary's (Cal.)	1 3							238 N	New Hampshire	3 0	
46 H	North Carolina	3 2							257 A	UC Davis	3 2	
LAST 10 GAMES												
257 A	UC Davis	3 2	33 A	Pepperdine	0 3							
9 A	Santa Clara	1 3	53 A	Loyola Marymount	0 3							
15 A	San Diego	0 3	36 A	St. Mary's (Cal.)	0 3							
205 H	Gonzaga	3 1	15 H	San Diego	1 3							
201 H	Portland	3 0	9 H	Santa Clara	1 3							

Non-Div. I Games:

San Francisco

[illegible]

Non-Div. I Games:

Valparaiso

[illegible]

Non-Div. I Games:

American

Average RPI Win:		197	WON-LOST RECORD		WINNING PCT. RANK		LAST 10 GAMES		STRENGTH OF SCHEDULE		OPP. STRENGTH OF SCHEDULE		TEAM RPI		ADJ RPI		CONF. RPI		ADJ CONF. RPI	
DIV. I ONLY			24- 6		.8 27		8- 2		230		164		78		.54928 82		30		30	
DIV. I NON-CONF.			22- 6		.78571 47		6- 2		202		152		80		.55056 85		30		31	
TOTALS		RPI 1-50		RPI 51-100		W-L RECORDS		RPI 101-158		RPI 159-999		RPI 150+								
24- 6		1- 1		5- 2		OVERALL		1- 2		17- 1		17- 1								
8- 2		1- 0		1- 2		HOME		1- 0		5- 0		5- 0								
9- 3		0- 1		1- 0		AWAY		0- 2		8- 0		8- 0								
7- 1		0- 0		3- 0		NEUTRAL		0- 0		4- 1		4- 1								
22- 6		1- 1		5- 2		NON-CONFERENCE		1- 2		15- 1		15- 1								
8- 2		1- 0		1- 2		HOME		1- 0		5- 0		5- 0								
9- 3		0- 1		1- 0		AWAY		0- 2		8- 0		8- 0								
5- 1		0- 0		3- 0		NEUTRAL		0- 0		2- 1		2- 1								
2- 0		0- 0		0- 0		CONFERENCE		0- 0		2- 0		2- 0								
0- 0		0- 0		0- 0		HOME		0- 0		0- 0		0- 0								
0- 0		0- 0		0- 0		AWAY		0- 0		0- 0		0- 0								
2- 0		0- 0		0- 0		NEUTRAL		0- 0		2- 0		2- 0								
RPI	S	Opponent		Score		RPI	S	Opponent		Score		RPI	S	Opponent		Score				
4	A	Florida		0 3		51	H	Eastern Mich.		2 3		103	A	Bowling Green		0 3				
49	H	Ball St.		3 1		51	N	Eastern Mich.		3 0		122	A	St. Louis		1 3				
						56	H	Cornell		1 3		150	H	Belmont		3 2				
						75	A	Hofstra		3 0										
						76	N	Temple		3 2										
						78	N	Miami (Ohio)		3 0										
						80	H	Valparaiso		3 0										
LAST 10 GAMES																				
						161	A	Northern Colo.		3 0		273	H	Oakland		3 0				
						225	N	South Dakota St.		2 3		80	H	Valparaiso		3 0				
						161	A	Northern Colo.		3 1		122	A	St. Louis		1 3				
						258	N	Tex. A&M-Corp. Chris		3 0		296	A	Chicago St.		3 1				
						262	N	Tex.-Pan American		3 1		209	A	IUPUI		3 0				

Non-Div. I Games:

IPFW

Long Island

Through Games Of Final 2005 RPI

Average RPI Win:		196	WON-LOST RECORD		WINNING PCT. RANK		LAST 10 GAMES		STRENGTH OF SCHEDULE		OPP. STRENGTH OF SCHEDULE		TEAM RPI		ADJ RPI		CONF. RPI		ADJ CONF. RPI				
Average RPI Loss:		68																					
DIV. I ONLY			26- 14		.65 80		7- 3		96		157		79		.54903 83		31		31				
DIV. I NON-CONF.			16- 14		.53333 151		4- 3		56		66		83		.54883 87		31		30				
TOTALS			RPI 1-50		RPI 51-100		W-L RECORDS		RPI 101-158		RPI 159-999		RPI 150+										
26- 14			1- 8		3- 3		OVERALL		3- 1		19- 2		20- 2										
17- 2			1- 1		0- 1		HOME		2- 0		14- 0		14- 0										
5- 6			0- 2		1- 2		AWAY		0- 1		4- 1		4- 1										
4- 6			0- 5		2- 0		NEUTRAL		1- 0		1- 1		2- 1										
16- 14			1- 8		3- 3		NON-CONFERENCE		3- 1		9- 2		10- 2										
11- 2			1- 1		0- 1		HOME		2- 0		8- 0		8- 0										
1- 6			0- 2		1- 2		AWAY		0- 1		0- 1		0- 1										
4- 6			0- 5		2- 0		NEUTRAL		1- 0		1- 1		2- 1										
10- 0			0- 0		0- 0		CONFERENCE		0- 0		10- 0		10- 0										
6- 0			0- 0		0- 0		HOME		0- 0		6- 0		6- 0										
4- 0			0- 0		0- 0		AWAY		0- 0		4- 0		4- 0										
0- 0			0- 0		0- 0		NEUTRAL		0- 0		0- 0		0- 0										
RPI	S	Opponent		Score		RPI	S	Opponent		Score		RPI	S	Opponent		Score		RPI	S	Opponent		Score	
2	A	Penn St.		0	3	56	N	Cornell		3	0	103	H	Bowling Green		3	1	161	H	Northern Colo.		3	2
5	H	Louisville		1	3	76	A	Temple		3	0	136	A	UC Irvine		2	3	166	A	Fairfield		0	3
24	A	Long Beach St.		0	3	76	H	Temple		1	3	139	H	Ga. Southern		3	1	175	H	Central Conn. St.		3	1
28	N	Western Ky.		1	3	79	A	San Francisco		0	3	155	N	George Washington		3	0	175	H	Central Conn. St.		3	0
31	N	Sacramento St.		1	3	86	N	William & Mary		3	2							180	N	Fresno St.		1	3
40	N	Albany (N.Y.)		0	3	95	A	Georgia Tech		1	3							185	H	South Fla.		3	0
40	N	Albany (N.Y.)		1	3													186	H	Columbia		3	1
46	N	North Carolina		0	3													186	N	Columbia		3	0
47	H	Fla. Atlantic		3	1													193	H	Weber St.		3	1
																		211	H	Robert Morris		3	0
																		211	H	Robert Morris		3	0
																		220	H	Georgetown		3	0
																		226	H	Iona		3	0
																		240	H	Rhode Island		3	1
																		258	H	Tex. A&M-Corp. Chris		3	2
																		280	H	St. Francis (Pa.)		3	0
																		298	A	Fairleigh Dickinson		3	0
																		302	A	Wagner		3	0
																		304	H	Quinnipiac		3	0
																		309	A	Sacred Heart		3	0
																		312	A	St. Francis (N.Y.)		3	0
LAST 10 GAMES																							
2	A	Penn St.		0	3	175	H	Central Conn. St.		3	1												
56	N	Cornell		3	0	185	H	South Fla.		3	0												
40	N	Albany (N.Y.)		1	3	220	H	Georgetown		3	0												
76	A	Temple		3	0	312	A	St. Francis (N.Y.)		3	0												
211	H	Robert Morris		3	0	76	H	Temple		1	3												

Non-Div. I Games:

Long Island

Average RPI Win:	143	WON-LOST	WINNING	LAST 10	STRENGTH OF	OPP. STRENGTH	TEAM	ADJ	CONF.	ADJ CONF.	
Average RPI Loss:	83	RECORD	PCT. RANK	GAMES	SCHEDULE	OF SCHEDULE	RPI	RPI	RPI	RPI	
DIV. I ONLY	17- 12	.58621	110	4- 6	83	81	81	.54834	84	12	12
DIV. I NON-CONF.	9- 4	.69231	78	0- 2	49	50	41	.60335	40	12	12
<hr/>											
TOTALS	RPI 1-50	RPI 51-100		W-L RECORDS	RPI 101-158		RPI 159-999		RPI 150+		
17- 12	2- 4	3- 4		OVERALL	4- 2		8- 2		9- 2		
8- 6	2- 1	2- 1		HOME	1- 2		3- 2		3- 2		
7- 4	0- 1	1- 3		AWAY	2- 0		4- 0		5- 0		
2- 2	0- 2	0- 0		NEUTRAL	1- 0		1- 0		1- 0		
<hr/>											
9- 4	2- 3	1- 0		NON-CONFERENCE	2- 1		4- 0		5- 0		
4- 1	2- 0	0- 0		HOME	0- 1		2- 0		2- 0		
3- 1	0- 1	1- 0		AWAY	1- 0		1- 0		2- 0		
2- 2	0- 2	0- 0		NEUTRAL	1- 0		1- 0		1- 0		
<hr/>											
8- 8	0- 1	2- 4		CONFERENCE	2- 1		4- 2		4- 2		
4- 5	0- 1	2- 1		HOME	1- 1		1- 2		1- 2		
4- 3	0- 0	0- 3		AWAY	1- 0		3- 0		3- 0		
0- 0	0- 0	0- 0		NEUTRAL	0- 0		0- 0		0- 0		
<hr/>											
RPI S	Opponent	Score		RPI S	Opponent	Score		RPI S	Opponent	Score	
5 N	Louisville	0	3	60 A	Houston	2	3	106 H	East Caro.	2	3
11 A	Notre Dame	0	3	60 H	Houston	3	1	112 A	Southern Methodist	3	0
31 H	Sacramento St.	3	2	71 A	Illinois	3	0	112 H	Southern Methodist	3	2
32 H	Duke	3	0	72 A	UTEP	1	3	125 H	Texas Tech	2	3
35 N	LSU	0	3	72 H	UTEP	3	2	147 N	Oklahoma	3	2
42 H	Marshall	0	3	77 A	Tulsa	0	3	158 A	UTSA	3	1
				77 H	Tulsa	0	3				

Non-Div. I Games:

Rice

Average RPI Win:		194	WON-LOST RECORD		WINNING PCT. RANK		LAST 10 GAMES		STRENGTH OF SCHEDULE		OPP. STRENGTH OF SCHEDULE		TEAM RPI		ADJ RPI		CONF. RPI		ADJ CONF. RPI					
DIV. I ONLY			28- 7		.8		27		7- 3		237		160		80		.54583		85		18		18	
DIV. I NON-CONF.			12- 2		.85714		21		0- 0		274		153		106		.53351		106		17		17	
TOTALS		RPI 1-50		RPI 51-100				W-L RECORDS				RPI 101-158				RPI 159-999				RPI 150+				
28- 7		0- 1		4- 3				OVERALL				4- 2				20- 1				21- 1				
7- 3		0- 0		1- 2				HOME				0- 1				6- 0				6- 0				
14- 2		0- 0		2- 1				AWAY				3- 0				9- 1				10- 1				
7- 2		0- 1		1- 0				NEUTRAL				1- 1				5- 0				5- 0				
12- 2		0- 1		1- 1				NON-CONFERENCE				3- 0				8- 0				9- 0				
1- 0		0- 0		1- 0				HOME				0- 0				0- 0				0- 0				
6- 1		0- 0		0- 1				AWAY				2- 0				4- 0				5- 0				
5- 1		0- 1		0- 0				NEUTRAL				1- 0				4- 0				4- 0				
16- 5		0- 0		3- 2				CONFERENCE				1- 2				12- 1				12- 1				
6- 3		0- 0		0- 2				HOME				0- 1				6- 0				6- 0				
8- 1		0- 0		2- 0				AWAY				1- 0				5- 1				5- 1				
2- 1		0- 0		1- 0				NEUTRAL				0- 1				1- 0				1- 0				
RPI	S	Opponent		Score		RPI	S	Opponent		Score		RPI	S	Opponent		Score		RPI	S	Opponent		Score		
33	N	Pepperdine		0 3		66	H	St. John's (N.Y.)		3 0		113	A	Va. Commonwealth		3 0		160	A	James Madison		3 1		
						75	A	Hofstra		3 2		113	H	Va. Commonwealth		1 3		160	H	James Madison		3 2		
						75	H	Hofstra		1 3		113	N	Va. Commonwealth		2 3		160	N	James Madison		3 1		
						76	A	Temple		1 3		131	N	Rutgers		3 2		184	A	Northeastern		3 2		
						86	A	William & Mary		3 1		145	A	Penn		3 0		184	H	Northeastern		3 0		
						86	H	William & Mary		2 3		155	A	George Washington		3 0		197	A	Delaware		3 2		
						86	N	William & Mary		3 1								197	H	Delaware		3 0		
																		206	A	Georgia St.		1 3		
																		206	H	Georgia St.		3 0		
																		220	A	Georgetown		3 1		
																		226	N	Iona		3 0		
																		227	A	UMBC		3 0		
																		256	A	UNC Wilmington		3 1		
																		256	H	UNC Wilmington		3 0		
																		261	N	Canisius		3 0		
																		264	A	Lehigh		3 0		
																		271	N	Delaware St.		3 0		
																		275	A	George Mason		3 1		
																		275	H	George Mason		3 0		
																		290	A	Loyola (Md.)		3 0		
																		312	N	St. Francis (N.Y.)		3 0		
						LAST 10 GAMES																		
						113	N	Va. Commonwealth		2 3		184	A	Northeastern		3 2								
						86	N	William & Mary		3 1		75	A	Hofstra		3 2								
						160	N	James Madison		3 1		197	A	Delaware		3 2								
						275	H	George Mason		3 0		113	H	Va. Commonwealth		1 3								
						160	H	James Madison		3 2		86	H	William & Mary		2 3								

Average RPI Win:	185	WON-LOST	WINNING	LAST 10	STRENGTH OF	OPP. STRENGTH	TEAM	ADJ	CONF.	ADJ CONF.	
Average RPI Loss:	101	RECORD	PCT. RANK	GAMES	SCHEDULE	OF SCHEDULE	RPI	RPI	RPI	RPI	
DIV. I ONLY	22- 9	.70968	56	8- 2	143	186	82	.54549	86	18	18
DIV. I NON-CONF.	7- 5	.58333	119	2- 0	126	190	122	.52247	123	17	17
<hr/>											
TOTALS	RPI 1-50	RPI 51-100		W-L RECORDS	RPI 101-158		RPI 159-999		RPI 150+		
22- 9	0- 1	3- 6		OVERALL	4- 0		15- 2		15- 2		
10- 3	0- 0	1- 2		HOME	2- 0		7- 1		7- 1		
11- 3	0- 0	2- 2		AWAY	2- 0		7- 1		7- 1		
1- 3	0- 1	0- 2		NEUTRAL	0- 0		1- 0		1- 0		
<hr/>											
7- 5	0- 1	1- 3		NON-CONFERENCE	2- 0		4- 1		4- 1		
3- 1	0- 0	1- 0		HOME	1- 0		1- 1		1- 1		
3- 2	0- 0	0- 2		AWAY	1- 0		2- 0		2- 0		
1- 2	0- 1	0- 1		NEUTRAL	0- 0		1- 0		1- 0		
<hr/>											
15- 4	0- 0	2- 3		CONFERENCE	2- 0		11- 1		11- 1		
7- 2	0- 0	0- 2		HOME	1- 0		6- 0		6- 0		
8- 1	0- 0	2- 0		AWAY	1- 0		5- 1		5- 1		
0- 1	0- 0	0- 1		NEUTRAL	0- 0		0- 0		0- 0		
<hr/>											
RPI S	Opponent	Score	RPI S	Opponent	Score	RPI S	Opponent	Score	RPI S	Opponent	Score
46 N	North Carolina	0 3	57 A	Winthrop	0 3	106 A	East Caro.	3 2	160 A	James Madison	3 1
			66 H	St. John's (N.Y.)	3 0	109 H	Binghamton	3 0	160 H	James Madison	3 0
			75 A	Hofstra	3 1	113 A	Va. Commonwealth	3 1	180 N	Fresno St.	3 0
			75 H	Hofstra	2 3	113 H	Va. Commonwealth	3 0	184 A	Northeastern	1 3
			79 A	San Francisco	1 3				184 H	Northeastern	3 0
			83 N	Long Island	2 3				197 A	Delaware	3 2
			85 A	Towson	3 2				197 H	Delaware	3 0
			85 H	Towson	1 3				206 A	Georgia St.	3 1
			85 N	Towson	1 3				206 H	Georgia St.	3 2
									212 H	Liberty	1 3
									254 H	Elon	3 1
									256 A	UNC Wilmington	3 0
									256 H	UNC Wilmington	3 1
									275 A	George Mason	3 1
									275 H	George Mason	3 1
									288 A	Hampton	3 0
									315 A	Norfolk St.	3 0
<hr/>											
LAST 10 GAMES											
			85 N	Towson	1 3	315 A	Norfolk St.	3 0			
			256 H	UNC Wilmington	3 1	288 A	Hampton	3 0			
			206 H	Georgia St.	3 2	184 H	Northeastern	3 0			
			275 A	George Mason	3 1	75 H	Hofstra	2 3			
			160 A	James Madison	3 1	197 A	Delaware	3 2			

Non-Div. I Games:

William & Mary

Average RPI Win:	164	WON-LOST	WINNING	LAST 10	STRENGTH OF	OPP. STRENGTH	TEAM	ADJ	CONF.	ADJ CONF.		
Average RPI Loss:	64	RECORD	PCT. RANK	GAMES	SCHEDULE	OF SCHEDULE	RPI	RPI	RPI	RPI		
DIV. I ONLY		17- 13	.56667	119	7- 3	79	93	87	.54417	87	6	6
DIV. I NON-CONF.		9- 6	.6	114	2- 1	103	157	99	.54091	97	8	8
<hr/>												
TOTALS	RPI 1-50	RPI 51-100		W-L RECORDS		RPI 101-158		RPI 159-999		RPI 150+		
17- 13	1- 6	2- 5		OVERALL		7- 1		7- 1		7- 1		
12- 5	0- 2	2- 2		HOME		4- 0		6- 1		6- 1		
4- 6	1- 3	0- 3		AWAY		3- 0		0- 0		0- 0		
1- 2	0- 1	0- 0		NEUTRAL		0- 1		1- 0		1- 0		
<hr/>												
9- 6	0- 2	1- 3		NON-CONFERENCE		3- 1		5- 0		5- 0		
7- 2	0- 0	1- 2		HOME		2- 0		4- 0		4- 0		
1- 2	0- 1	0- 1		AWAY		1- 0		0- 0		0- 0		
1- 2	0- 1	0- 0		NEUTRAL		0- 1		1- 0		1- 0		
<hr/>												
8- 7	1- 4	1- 2		CONFERENCE		4- 0		2- 1		2- 1		
5- 3	0- 2	1- 0		HOME		2- 0		2- 1		2- 1		
3- 4	1- 2	0- 2		AWAY		2- 0		0- 0		0- 0		
0- 0	0- 0	0- 0		NEUTRAL		0- 0		0- 0		0- 0		
<hr/>												
RPI S	Opponent	Score	RPI S	Opponent	Score	RPI S	Opponent	Score	RPI S	Opponent	Score	
5 A	Louisville	1 3	61 H	Western Mich.	0 3	113 H	Va. Commonwealth	3 1	185 H	South Fla.	3 0	
5 A	Louisville	1 3	63 A	Pittsburgh	0 3	114 A	Connecticut	3 1	209 H	IUPUI	3 1	
10 N	Stanford	0 3	66 A	St. John's (N.Y.)	1 3	116 H	Iowa	3 1	220 H	Georgetown	2 3	
11 H	Notre Dame	1 3	80 H	Valparaiso	3 0	124 N	Creighton	2 3	228 H	Wis.-Green Bay	3 1	
44 H	Syracuse	1 3	90 H	Pacific	1 3	128 A	Wis.-Milwaukee	3 1	238 H	New Hampshire	3 1	
45 A	Colorado	2 3	91 A	Eastern Ky.	1 3	131 H	Rutgers	3 0	241 H	DePaul	3 0	
50 A	Cincinnati	3 0	94 H	Villanova	3 2	134 H	Seton Hall	3 2	292 H	North Dakota St.	3 0	
						138 A	West Virginia	3 1	297 N	UNC Greensboro	3 0	
<hr/>												
LAST 10 GAMES												
80 H	Valparaiso	3 0	134 H	Seton Hall	3 2							
61 H	Western Mich.	0 3	128 A	Wis.-Milwaukee	3 1							
5 A	Louisville	1 3	131 H	Rutgers	3 0							
50 A	Cincinnati	3 0	94 H	Villanova	3 2							
5 A	Louisville	1 3	114 A	Connecticut	3 1							

Non-Div. I Games:

Marquette

Average RPI Win:	141	WON-LOST RECORD	WINNING PCT. RANK	LAST 10 GAMES	STRENGTH OF SCHEDULE	OPP. STRENGTH OF SCHEDULE	TEAM RPI	ADJ RPI	CONF. RPI	ADJ CONF. RPI			
DIV. I ONLY		15- 15	.5 155	6- 4	54	49	89	.54332	88	7	9		
DIV. I NON-CONF.		4- 8	.33333 225	0- 0	78	11	153	.50136	148	9	9		
<hr/>													
TOTALS	RPI 1-50	RPI 51-100		W-L RECORDS	RPI 101-158		RPI 159-999		RPI 150+				
15- 15	1- 11	1- 2		OVERALL	11- 1		2- 1		5- 2				
7- 7	0- 5	0- 1		HOME	6- 0		1- 1		3- 1				
6- 5	1- 3	0- 1		AWAY	4- 1		1- 0		2- 1				
2- 3	0- 3	1- 0		NEUTRAL	1- 0		0- 0		0- 0				
<hr/>													
4- 8	0- 5	1- 2		NON-CONFERENCE	3- 0		0- 1		0- 1				
1- 3	0- 1	0- 1		HOME	1- 0		0- 1		0- 1				
1- 2	0- 1	0- 1		AWAY	1- 0		0- 0		0- 0				
2- 3	0- 3	1- 0		NEUTRAL	1- 0		0- 0		0- 0				
<hr/>													
11- 7	1- 6	0- 0		CONFERENCE	8- 1		2- 0		5- 1				
6- 4	0- 4	0- 0		HOME	5- 0		1- 0		3- 0				
5- 3	1- 2	0- 0		AWAY	3- 1		1- 0		2- 1				
0- 0	0- 0	0- 0		NEUTRAL	0- 0		0- 0		0- 0				
<hr/>													
RPI S	Opponent	Score		RPI S	Opponent	Score		RPI S	Opponent	Score			
9 N	Santa Clara	1	3	67 A	Nevada	2	3	108 A	San Diego St.	3	1		
15 A	San Diego	0	3	71 H	Illinois	2	3	108 H	San Diego St.	3	1		
22 A	Brigham Young	1	3	81 N	American	3	2	108 H	San Diego St.	3	0		
22 H	Brigham Young	2	3					129 A	New Mexico	3	2		
22 H	Brigham Young	1	3					129 H	New Mexico	3	0		
23 A	Utah	0	3					131 H	Rutgers	3	1		
23 H	Utah	2	3					136 A	UC Irvine	3	0		
24 H	Long Beach St.	2	3					143 N	Arizona St.	3	0		
30 N	Arkansas	0	3					154 A	Wyoming	1	3		
36 N	St. Mary's (Cal.)	0	3					154 H	Wyoming	3	0		
41 A	Colorado St.	3	1					156 A	TCU	3	1		
41 H	Colorado St.	1	3					156 H	TCU	3	0		
<hr/>													
LAST 10 GAMES													
22 H Brigham Young						2	3	108 A San Diego St.				3	1
108 H San Diego St.						3	0	154 A Wyoming				1	3
22 H Brigham Young						1	3	41 A Colorado St.				3	1
23 H Utah						2	3	129 H New Mexico				3	0
156 A TCU						3	1	266 H Air Force				3	0

Non-Div. I Games:

UNLV

Average RPI Win:	165	WON-LOST	WINNING	LAST 10	STRENGTH OF	OPP. STRENGTH	TEAM	ADJ	CONF.	ADJ CONF.	
Average RPI Loss:	79	RECORD	PCT. RANK	GAMES	SCHEDULE	OF SCHEDULE	RPI	RPI	RPI	RPI	
DIV. I ONLY	19- 6	.76	37	8- 2	252	92	90	.54293	89	9	8
DIV. I NON-CONF.	9- 2	.81818	38	2- 0	301	110	148	.50387	147	11	11
<hr/>											
TOTALS	RPI 1-50	RPI 51-100		W-L RECORDS	RPI 101-158		RPI 159-999		RPI 150+		
19- 6	2- 3	1- 2		OVERALL	9- 0		7- 1		8- 1		
10- 1	1- 1	1- 0		HOME	4- 0		4- 0		4- 0		
6- 5	1- 2	0- 2		AWAY	3- 0		2- 1		2- 1		
3- 0	0- 0	0- 0		NEUTRAL	2- 0		1- 0		2- 0		
<hr/>											
9- 2	0- 1	0- 1		NON-CONFERENCE	3- 0		6- 0		7- 0		
4- 0	0- 0	0- 0		HOME	1- 0		3- 0		3- 0		
2- 2	0- 1	0- 1		AWAY	0- 0		2- 0		2- 0		
3- 0	0- 0	0- 0		NEUTRAL	2- 0		1- 0		2- 0		
<hr/>											
10- 4	2- 2	1- 1		CONFERENCE	6- 0		1- 1		1- 1		
6- 1	1- 1	1- 0		HOME	3- 0		1- 0		1- 0		
4- 3	1- 1	0- 1		AWAY	3- 0		0- 1		0- 1		
0- 0	0- 0	0- 0		NEUTRAL	0- 0		0- 0		0- 0		
<hr/>											
RPI S	Opponent	Score		RPI S	Opponent	Score		RPI S	Opponent	Score	
18 A	Southern California	0	3	79 A	San Francisco	0	3	133 A	UC Riverside	3	0
24 A	Long Beach St.	3	2	90 A	Pacific	1	3	133 H	UC Riverside	3	0
24 H	Long Beach St.	1	3	90 H	Pacific	3	0	134 N	Seton Hall	3	1
34 A	UC Santa Barb.	0	3					136 A	UC Irvine	3	0
34 H	UC Santa Barb.	3	1					136 H	UC Irvine	3	2
								141 A	Cal St. Fullerton	3	1
								141 H	Cal St. Fullerton	3	1
								149 H	San Jose St.	3	1
								156 N	TCU	3	1
<hr/>											
LAST 10 GAMES											
257 H	UC Davis	3	0	136 A	UC Irvine	3	0				
90 A	Pacific	1	3	24 A	Long Beach St.	3	2				
257 A	UC Davis	3	1	34 A	UC Santa Barb.	0	3				
133 H	UC Riverside	3	0	229 H	Cal St. Northridge	3	0				
141 H	Cal St. Fullerton	3	1	90 H	Pacific	3	0				

Non-Div. I Games:

Cal Poly

Average RPI Win:	167	WON-LOST	WINNING	LAST 10	STRENGTH OF	OPP. STRENGTH	TEAM	ADJ	CONF.	ADJ CONF.					
Average RPI Loss:	47	RECORD	PCT. RANK	GAMES	SCHEDULE	OF SCHEDULE	RPI	RPI	RPI	RPI					
DIV. I ONLY		16- 14	.53333	136	5- 5	80	65	98	.54274	90	9	8			
DIV. I NON-CONF.		8- 8	.5	163	2- 2	90	34	105	.53642	103	11	11			
<hr/>															
TOTALS	RPI 1-50	RPI 51-100		W-L RECORDS		RPI 101-158		RPI 159-999		RPI 150+					
16- 14	0- 10	3- 2		OVERALL		6- 2		7- 0		7- 0					
10- 5	0- 5	2- 0		HOME		4- 0		4- 0		4- 0					
5- 6	0- 3	1- 2		AWAY		2- 1		2- 0		2- 0					
1- 3	0- 2	0- 0		NEUTRAL		0- 1		1- 0		1- 0					
8- 8	0- 6	2- 1		NON-CONFERENCE		1- 1		5- 0		5- 0					
5- 3	0- 3	1- 0		HOME		1- 0		3- 0		3- 0					
2- 2	0- 1	1- 1		AWAY		0- 0		1- 0		1- 0					
1- 3	0- 2	0- 0		NEUTRAL		0- 1		1- 0		1- 0					
8- 6	0- 4	1- 1		CONFERENCE		5- 1		2- 0		2- 0					
5- 2	0- 2	1- 0		HOME		3- 0		1- 0		1- 0					
3- 4	0- 2	0- 1		AWAY		2- 1		1- 0		1- 0					
0- 0	0- 0	0- 0		NEUTRAL		0- 0		0- 0		0- 0					
<hr/>															
RPI S	Opponent	Score		RPI S	Opponent	Score		RPI S	Opponent	Score		RPI S	Opponent	Score	
1 A	Nebraska	0	3	73 H	Eastern Wash.	3	1	113 N	Va. Commonwealth	1	3	180 H	Fresno St.	3	1
2 N	Penn St.	0	3	79 A	San Francisco	2	3	122 H	St. Louis	3	1	182 H	Bradley	3	0
16 H	Purdue	1	3	87 A	Marquette	3	1	133 A	UC Riverside	3	1	229 A	Cal St. Northridge	3	0
24 A	Long Beach St.	0	3	89 A	Cal Poly	0	3	133 H	UC Riverside	3	0	229 H	Cal St. Northridge	3	1
24 H	Long Beach St.	2	3	89 H	Cal Poly	3	1	136 A	UC Irvine	3	2	257 A	UC Davis	3	0
31 H	Sacramento St.	2	3					136 H	UC Irvine	3	0	257 H	UC Davis	3	0
33 N	Pepperdine	0	3					141 A	Cal St. Fullerton	0	3	292 N	North Dakota St.	3	0
34 A	UC Santa Barb.	2	3					141 H	Cal St. Fullerton	3	1				
34 H	UC Santa Barb.	2	3												
36 H	St. Mary's (Cal.)	2	3												
<hr/>															
LAST 10 GAMES															
36 H	St. Mary's (Cal.)	2	3	34 H	UC Santa Barb.	2	3								
31 H	Sacramento St.	2	3	257 A	UC Davis	3	0								
136 A	UC Irvine	3	2	24 H	Long Beach St.	2	3								
24 A	Long Beach St.	0	3	229 A	Cal St. Northridge	3	0								
89 H	Cal Poly	3	1	73 H	Eastern Wash.	3	1								

Non-Div. I Games:

Pacific

Average RPI Win:		214	WON-LOST RECORD		WINNING PCT. RANK	LAST 10 GAMES	STRENGTH OF SCHEDULE		OPP. STRENGTH OF SCHEDULE	TEAM RPI	ADJ RPI	CONF. RPI	ADJ CONF. RPI						
Average RPI Loss:		82																	
DIV. I ONLY			23- 7		.76667	36	8- 2		219	184	88	.54213	91	26	26				
DIV. I NON-CONF.			8- 4		.66667	83	0- 0		72	54	55	.57918	58	24	24				
TOTALS		RPI 1-50		RPI 51-100		W-L RECORDS		RPI 101-158		RPI 159-999		RPI 150+							
23- 7		1- 2		1- 2		OVERALL		3- 2		18- 1		19- 1							
12- 0		0- 0		1- 0		HOME		3- 0		8- 0		9- 0							
8- 4		0- 0		0- 2		AWAY		0- 1		8- 1		8- 1							
3- 3		1- 2		0- 0		NEUTRAL		0- 1		2- 0		2- 0							
8- 4		1- 2		1- 2		NON-CONFERENCE		1- 0		5- 0		6- 0							
4- 0		0- 0		1- 0		HOME		1- 0		2- 0		3- 0							
2- 2		0- 0		0- 2		AWAY		0- 0		2- 0		2- 0							
2- 2		1- 2		0- 0		NEUTRAL		0- 0		1- 0		1- 0							
15- 3		0- 0		0- 0		CONFERENCE		2- 2		13- 1		13- 1							
8- 0		0- 0		0- 0		HOME		2- 0		6- 0		6- 0							
6- 2		0- 0		0- 0		AWAY		0- 1		6- 1		6- 1							
1- 1		0- 0		0- 0		NEUTRAL		0- 1		1- 0		1- 0							
RPI	S	Opponent		Score		RPI	S	Opponent		Score		RPI	S	Opponent		Score			
15	N	San Diego		0	3	54	A	Dayton		2	3	115	A	Tennessee St.		0	3		
21	N	UCLA		0	3	67	A	Nevada		0	3	115	H	Tennessee St.		3	0		
44	N	Syracuse		3	0	87	H	Marquette		3	1	118	H	Jacksonville St.		3	1		
												118	N	Jacksonville St.		2	3		
												153	H	Duquesne		3	0		
														168		A	Kent St.	3	1
														170		N	Dartmouth	3	0
														178		H	UAB	3	0
														183		A	Eastern Ill.	1	3
														206		H	Georgia St.	3	0
														219		A	Southeast Mo. St.	3	0
														219		N	Southeast Mo. St.	3	0
														231		A	Lipscomb	3	0
														252		A	Austin Peay	3	0
														252		H	Austin Peay	3	0
														268		A	Tennessee Tech	3	0
														268		H	Tennessee Tech	3	0
														270		H	Samford	3	0
														279		A	Murray St.	3	0
														279		H	Murray St.	3	0
														286		A	Morehead St.	3	1
														286		H	Morehead St.	3	0
														287		A	Tenn.-Martin	3	2
														287		H	Tenn.-Martin	3	0
LAST 10 GAMES																			
						118	N	Jacksonville St.		2	3	115	H	Tennessee St.		3	0		
						219	N	Southeast Mo. St.		3	0	287	A	Tenn.-Martin		3	2		
						268	H	Tennessee Tech		3	0	279	A	Murray St.		3	0		
						286	H	Morehead St.		3	0	252	A	Austin Peay		3	0		
						252	H	Austin Peay		3	0	115	A	Tennessee St.		0	3		

Non-Div. I Games:

Eastern Ky.

x
a
v
i
e
r

Xavier

Xavier

Average RPI Win:	149	WON-LOST RECORD	WINNING PCT. RANK	LAST 10 GAMES	STRENGTH OF SCHEDULE	OPP. STRENGTH OF SCHEDULE	TEAM RPI	ADJ RPI	CONF. RPI	ADJ CONF. RPI							
DIV. I ONLY		16- 14	.53333	136	6- 4	76	71	97	.54159	93	11	10					
DIV. I NON-CONF.		5- 3	.625	98	0- 0	31	43	39	.60138	41	6	6					
<hr/>																	
TOTALS	RPI 1-50	RPI 51-100		W-L RECORDS		RPI 101-158		RPI 159-999		RPI 150+							
16- 14	1- 7	3- 4		OVERALL		5- 2		7- 1		7- 1							
9- 9	1- 4	1- 4		HOME		4- 1		3- 0		3- 0							
5- 5	0- 3	2- 0		AWAY		1- 1		2- 1		2- 1							
2- 0	0- 0	0- 0		NEUTRAL		0- 0		2- 0		2- 0							
5- 3	0- 2	2- 1		NON-CONFERENCE		1- 0		2- 0		2- 0							
2- 3	0- 2	1- 1		HOME		1- 0		0- 0		0- 0							
1- 0	0- 0	1- 0		AWAY		0- 0		0- 0		0- 0							
2- 0	0- 0	0- 0		NEUTRAL		0- 0		2- 0		2- 0							
11- 11	1- 5	1- 3		CONFERENCE		4- 2		5- 1		5- 1							
7- 6	1- 2	0- 3		HOME		3- 1		3- 0		3- 0							
4- 5	0- 3	1- 0		AWAY		1- 1		2- 1		2- 1							
0- 0	0- 0	0- 0		NEUTRAL		0- 0		0- 0		0- 0							
RPI	S	Opponent	Score	RPI	S	Opponent	Score	RPI	S	Opponent	Score						
5	H	Louisville	1 3	60	A	Houston	3 2	105	A	Wake Forest	2 3	174	A	Clemson	2 3		
25	A	Maryland	1 3	70	H	Michigan St.	1 3	105	H	Wake Forest	3 0	174	H	Clemson	3 2		
25	H	Maryland	2 3	74	H	Virginia	0 3	118	H	Jacksonville St.	3 0	176	N	Sam Houston St.	3 0		
31	H	Sacramento St.	0 3	74	H	Virginia	1 3	120	A	Florida St.	3 1	208	A	Boston College	3 0		
32	A	Duke	1 3	92	H	Xavier	3 2	120	H	Florida St.	2 3	208	H	Boston College	3 0		
32	H	Duke	1 3	95	A	Georgia Tech	3 0	146	H	Virginia Tech	3 1	212	N	Arkansas St.	3 1		
46	A	North Carolina	1 3	95	H	Georgia Tech	2 3	146	H	Virginia Tech	3 1	237	A	North Carolina St.	3 1		
46	H	North Carolina	3 2									237	H	North Carolina St.	3 1		
<hr/>																	
LAST 10 GAMES																	
32 H Duke								1 3	74 H Virginia								0 3
105 H Wake Forest								3 0	146 H Virginia Tech								3 1
237 H North Carolina St.								3 1	174 A Clemson								2 3
46 H North Carolina								3 2	95 A Georgia Tech								3 0
120 H Florida St.								2 3	208 H Boston College								3 0

Non-Div. I Games:

Miami (Fla.)

Average RPI Win:	195	WON-LOST	WINNING	LAST 10	STRENGTH OF	OPP. STRENGTH	TEAM	ADJ	CONF.	ADJ CONF.	
Average RPI Loss:	50	RECORD	PCT. RANK	GAMES	SCHEDULE	OF SCHEDULE	RPI	RPI	RPI	RPI	
DIV. I ONLY	21- 11	.65625	74	4- 6	160	103	94	.54093	94	6	6
DIV. I NON-CONF.	13- 4	.76471	55	1- 1	225	188	104	.53377	105	8	8
<hr/>											
TOTALS	RPI 1-50	RPI 51-100		W-L RECORDS	RPI 101-158		RPI 159-999		RPI 150+		
21- 11	1- 6	1- 4		OVERALL	5- 1		14- 0		14- 0		
11- 2	1- 1	0- 1		HOME	2- 0		8- 0		8- 0		
7- 6	0- 3	1- 2		AWAY	3- 1		3- 0		3- 0		
3- 3	0- 2	0- 1		NEUTRAL	0- 0		3- 0		3- 0		
<hr/>											
13- 4	0- 2	0- 2		NON-CONFERENCE	2- 0		11- 0		11- 0		
7- 0	0- 0	0- 0		HOME	1- 0		6- 0		6- 0		
3- 2	0- 1	0- 1		AWAY	1- 0		2- 0		2- 0		
3- 2	0- 1	0- 1		NEUTRAL	0- 0		3- 0		3- 0		
<hr/>											
8- 7	1- 4	1- 2		CONFERENCE	3- 1		3- 0		3- 0		
4- 2	1- 1	0- 1		HOME	1- 0		2- 0		2- 0		
4- 4	0- 2	1- 1		AWAY	2- 1		1- 0		1- 0		
0- 1	0- 1	0- 0		NEUTRAL	0- 0		0- 0		0- 0		
<hr/>											
RPI S	Opponent	Score	RPI S	Opponent	Score	RPI S	Opponent	Score	RPI S	Opponent	Score
5 H	Louisville	0 3	63 A	Pittsburgh	3 0	114 H	Connecticut	3 0	181 A	Bucknell	3 1
11 A	Notre Dame	0 3	66 H	St. John's (N.Y.)	0 3	129 A	New Mexico	3 0	184 N	Northeastern	3 1
11 N	Notre Dame	1 3	76 A	Temple	2 3	131 A	Rutgers	0 3	185 H	South Fla.	3 0
13 A	Wisconsin	0 3	80 N	Valparaiso	1 3	134 A	Seton Hall	3 1	197 H	Delaware	3 1
21 N	UCLA	0 3	87 A	Marquette	2 3	138 A	West Virginia	3 1	220 H	Georgetown	3 1
44 A	Syracuse	1 3				145 H	Penn	3 0	227 A	UMBC	3 1
50 H	Cincinnati	3 0				241 A	DePaul	3 0			
						243 H	La Salle	3 1			
						253 N	Northern Ariz.	3 0			
						263 N	Lamar	3 0			
						264 H	Lehigh	3 0			
						277 H	Morgan St.	3 0			
						283 H	Rider	3 0			
					302 H	Wagner	3 0				
<hr/>											
LAST 10 GAMES											
11 N Notre Dame						1 3	76 A Temple		2 3		
241 A DePaul						3 0	44 A Syracuse		1 3		
11 A Notre Dame						0 3	87 A Marquette		2 3		
114 H Connecticut						3 0	197 H Delaware		3 1		
66 H St. John's (N.Y.)						0 3	134 A Seton Hall		3 1		

Non-Div. I Games:

Villanova

Average RPI Win:	136	WON-LOST	WINNING	LAST 10	STRENGTH OF	OPP. STRENGTH	TEAM	ADJ	CONF.	ADJ CONF.	
Average RPI Loss:	74	RECORD	PCT. RANK	GAMES	SCHEDULE	OF SCHEDULE	RPI	RPI	RPI	RPI	
DIV. I ONLY	16- 15	.51613	150	3- 7	70	66	100	.53953	95	11	10
DIV. I NON-CONF.	4- 5	.44444	193	0- 0	35	33	81	.55697	78	6	6
<hr/>											
TOTALS	RPI 1-50	RPI 51-100		W-L RECORDS	RPI 101-158		RPI 159-999		RPI 150+		
16- 15	1- 8	5- 2		OVERALL	4- 4		6- 1		7- 1		
10- 5	1- 3	2- 1		HOME	3- 1		4- 0		5- 0		
5- 8	0- 4	2- 0		AWAY	1- 3		2- 1		2- 1		
1- 2	0- 1	1- 1		NEUTRAL	0- 0		0- 0		0- 0		
<hr/>											
4- 5	0- 3	2- 1		NON-CONFERENCE	1- 1		1- 0		2- 0		
3- 1	0- 1	1- 0		HOME	1- 0		1- 0		2- 0		
0- 2	0- 1	0- 0		AWAY	0- 1		0- 0		0- 0		
1- 2	0- 1	1- 1		NEUTRAL	0- 0		0- 0		0- 0		
<hr/>											
12- 10	1- 5	3- 1		CONFERENCE	3- 3		5- 1		5- 1		
7- 4	1- 2	1- 1		HOME	2- 1		3- 0		3- 0		
5- 6	0- 3	2- 0		AWAY	1- 2		2- 1		2- 1		
0- 0	0- 0	0- 0		NEUTRAL	0- 0		0- 0		0- 0		
<hr/>											
RPI S	Opponent	Score	RPI S	Opponent	Score	RPI S	Opponent	Score	RPI S	Opponent	Score
6 A	Arizona	0 3	57 N	Winthrop	3 1	105 A	Wake Forest	1 3	174 A	Clemson	3 2
25 A	Maryland	1 3	58 N	Michigan	0 3	105 H	Wake Forest	3 1	174 H	Clemson	3 0
25 H	Maryland	3 2	74 A	Virginia	3 1	120 A	Florida St.	3 2	206 H	Georgia St.	3 0
28 H	Western Ky.	0 3	74 H	Virginia	3 2	120 H	Florida St.	0 3	208 A	Boston College	1 3
32 A	Duke	0 3	83 H	Long Island	3 1	123 A	Georgia	0 3	208 H	Boston College	3 0
32 H	Duke	1 3	93 A	Miami (Fla.)	3 2	146 A	Virginia Tech	1 3	237 A	North Carolina St.	3 1
38 N	Northwestern	0 3	93 H	Miami (Fla.)	0 3	146 H	Virginia Tech	3 2	237 H	North Carolina St.	3 1
46 A	North Carolina	0 3				155 H	George Washington	3 1			
46 H	North Carolina	1 3									
<hr/>											
LAST 10 GAMES											
74 A Virginia						3	1	46 H North Carolina	1	3	
146 A Virginia Tech						1	3	237 H North Carolina St.	3	1	
25 A Maryland						1	3	120 H Florida St.	0	3	
208 A Boston College						1	3	93 H Miami (Fla.)	0	3	
174 A Clemson						3	2	105 A Wake Forest	1	3	

Non-Div. I Games:

Georgia Tech

Average RPI Win:		204	WON-LOST RECORD		WINNING PCT. RANK		LAST 10 GAMES		STRENGTH OF SCHEDULE		OPP. STRENGTH OF SCHEDULE		TEAM RPI		ADJ RPI		CONF. RPI		ADJ CONF. RPI					
DIV. I ONLY			20- 4		.83333		19		8- 2		272		178		91		.53939		96		15		15	
DIV. I NON-CONF.			9- 1		.9		10		0- 0		298		221		125		.52075		124		16		16	
TOTALS		RPI 1-50		RPI 51-100				W-L RECORDS				RPI 101-158				RPI 159-999				RPI 150+				
20- 4		0- 1		0- 2				OVERALL				6- 0				14- 1				16- 1				
13- 1		0- 0		0- 1				HOME				3- 0				10- 0				11- 0				
7- 2		0- 0		0- 1				AWAY				3- 0				4- 1				5- 1				
0- 1		0- 1		0- 0				NEUTRAL				0- 0				0- 0				0- 0				
9- 1		0- 1		0- 0				NON-CONFERENCE				2- 0				7- 0				7- 0				
7- 0		0- 0		0- 0				HOME				1- 0				6- 0				6- 0				
2- 0		0- 0		0- 0				AWAY				1- 0				1- 0				1- 0				
0- 1		0- 1		0- 0				NEUTRAL				0- 0				0- 0				0- 0				
11- 3		0- 0		0- 2				CONFERENCE				4- 0				7- 1				9- 1				
6- 1		0- 0		0- 1				HOME				2- 0				4- 0				5- 0				
5- 2		0- 0		0- 1				AWAY				2- 0				3- 1				4- 1				
0- 0		0- 0		0- 0				NEUTRAL				0- 0				0- 0				0- 0				
RPI	S	Opponent		Score		RPI	S	Opponent		Score		RPI	S	Opponent		Score		RPI	S	Opponent		Score		
49	N	Ball St.		1	3	56	A	Cornell		1	3	109	H	Binghamton		3	0	165	A	Brown		2	3	
						56	H	Cornell		2	3	114	A	Connecticut		3	0	165	H	Brown		3	0	
												145	A	Penn		3	0	170	A	Dartmouth		3	1	
												145	H	Penn		3	0	170	H	Dartmouth		3	0	
												152	A	Princeton		3	0	186	A	Columbia		3	1	
												152	H	Princeton		3	1	186	H	Columbia		3	0	
																		197	H	Delaware		3	0	
																		220	A	Georgetown		3	0	
																		226	H	Iona		3	0	
																		265	H	Holy Cross		3	0	
																		276	A	Harvard		3	1	
																		276	H	Harvard		3	0	
																		304	H	Quinnipiac		3	0	
																		310	H	Providence		3	0	
																		312	H	St. Francis (N.Y.)		3	0	
LAST 10 GAMES																								
						165	A	Brown		2	3	186	H	Columbia		3	0							
						276	A	Harvard		3	1	56	H	Cornell		2	3							
						170	A	Dartmouth		3	1	152	A	Princeton		3	0							
						145	H	Penn		3	0	145	A	Penn		3	0							
						152	H	Princeton		3	1	170	H	Dartmouth		3	0							

Non-Div. I Games:

Yale

Average RPI Win: 153		WON-LOST	WINNING	LAST 10	STRENGTH OF		OPP. STRENGTH	TEAM	ADJ	CONF.	ADJ CONF.
Average RPI Loss: 25		RECORD	PCT. RANK	GAMES	SCHEDULE		OF SCHEDULE	RPI	RPI	RPI	RPI
DIV. I ONLY		11- 13	.45833	180	4- 6		51	16	96	.53917	97
DIV. I NON-CONF.		4- 2	.66667	83	0- 0		195	106	116	.52514	118
TOTALS		RPI 1-50	RPI 51-100		W-L RECORDS		RPI 101-158		RPI 159-999		RPI 150+
11- 13	1- 12	0- 0		OVERALL		6- 1		4- 0		4- 0	
3- 6	0- 6	0- 0		HOME		2- 0		1- 0		1- 0	
5- 6	1- 6	0- 0		AWAY		2- 0		2- 0		2- 0	
3- 1	0- 0	0- 0		NEUTRAL		2- 1		1- 0		1- 0	
4- 2	0- 1	0- 0		NON-CONFERENCE		2- 1		2- 0		2- 0	
0- 0	0- 0	0- 0		HOME		0- 0		0- 0		0- 0	
1- 1	0- 1	0- 0		AWAY		0- 0		1- 0		1- 0	
3- 1	0- 0	0- 0		NEUTRAL		2- 1		1- 0		1- 0	
7- 11	1- 11	0- 0		CONFERENCE		4- 0		2- 0		2- 0	
3- 6	0- 6	0- 0		HOME		2- 0		1- 0		1- 0	
4- 5	1- 5	0- 0		AWAY		2- 0		1- 0		1- 0	
0- 0	0- 0	0- 0		NEUTRAL		0- 0		0- 0		0- 0	
RPI S	Opponent	Score		RPI S	Opponent	Score		RPI S	Opponent	Score	
3 A	Washington	0	3					132 N	Portland St.	3	1
3 H	Washington	0	3					136 N	UC Irvine	1	3
6 A	Arizona	0	3					143 A	Arizona St.	3	2
6 H	Arizona	0	3					143 H	Arizona St.	3	0
10 A	Stanford	0	3					144 A	Oregon	3	2
10 H	Stanford	0	3					144 H	Oregon	3	0
18 A	Southern California	0	3					146 N	Virginia Tech	3	0
18 H	Southern California	1	3								
21 A	UCLA	0	3								
21 H	UCLA	0	3								
29 A	California	3	2								
29 H	California	0	3								
41 A	Colorado St.	1	3								
LAST 10 GAMES											
6 H	Arizona	0	3	18 H	Southern California	1	3				
143 H	Arizona St.	3	0	21 H	UCLA	0	3				
189 A	Washington St.	3	1	10 A	Stanford	0	3				
3 A	Washington	0	3	29 A	California	3	2				
144 A	Oregon	3	2	3 H	Washington	0	3				

Non-Div. I Games:

Oregon St.

Average RPI Win:		224	WON-LOST RECORD		WINNING PCT. RANK		LAST 10 GAMES		STRENGTH OF SCHEDULE		OPP. STRENGTH OF SCHEDULE		TEAM RPI		ADJ RPI		CONF. RPI		ADJ CONF. RPI				
DIV. I ONLY			19- 12		.6129 100		7- 3		108		181		101		.53855 98		19		19				
DIV. I NON-CONF.			6- 9		.4 206		1- 1		105		111		160		.49452 159		21		21				
TOTALS		RPI 1-50		RPI 51-100		W-L RECORDS		RPI 101-158		RPI 159-999		RPI 150+											
19- 12		0- 4		2- 5		OVERALL		0- 3		17- 0		17- 0											
11- 6		0- 1		1- 3		HOME		0- 2		10- 0		10- 0											
7- 3		0- 2		1- 1		AWAY		0- 0		6- 0		6- 0											
1- 3		0- 1		0- 1		NEUTRAL		0- 1		1- 0		1- 0											
6- 9		0- 4		0- 2		NON-CONFERENCE		0- 3		6- 0		6- 0											
4- 4		0- 1		0- 1		HOME		0- 2		4- 0		4- 0											
1- 2		0- 2		0- 0		AWAY		0- 0		1- 0		1- 0											
1- 3		0- 1		0- 1		NEUTRAL		0- 1		1- 0		1- 0											
13- 3		0- 0		2- 3		CONFERENCE		0- 0		11- 0		11- 0											
7- 2		0- 0		1- 2		HOME		0- 0		6- 0		6- 0											
6- 1		0- 0		1- 1		AWAY		0- 0		5- 0		5- 0											
0- 0		0- 0		0- 0		NEUTRAL		0- 0		0- 0		0- 0											
RPI	S	Opponent		Score		RPI	S	Opponent		Score		RPI	S	Opponent		Score							
16	N	Purdue		0	3	53	H	Loyola Marymount		0	3	104	N	Idaho		0	3	184	N	Northeastern		3	0
26	A	Col. of Charleston		0	3	57	A	Winthrop		2	3	106	H	East Caro.		2	3	199	H	East Tenn. St.		3	2
26	H	Col. of Charleston		1	3	57	H	Winthrop		2	3	116	H	Iowa		0	3	210	A	Birmingham-So.		3	1
46	A	North Carolina		1	3	68	N	South Carolina		0	3							210	H	Birmingham-So.		3	1
						99	A	UNC Asheville		3	1							212	A	Liberty		3	0
						99	H	UNC Asheville		0	3							212	H	Liberty		3	0
						99	H	UNC Asheville		3	1							234	A	High Point		3	0
																		234	H	High Point		3	1
																		245	A	Charleston So.		3	2
																		245	H	Charleston So.		3	1
																		245	H	Charleston So.		3	0
																		247	H	N.C. A&T		3	0
																		256	A	UNC Wilmington		3	1
																		256	H	UNC Wilmington		3	0
																		289	A	Radford		3	0
																		289	H	Radford		3	0
																		300	H	Citadel		3	0
LAST 10 GAMES																							
						26	A	Col. of Charleston		0	3	234	A	High Point		3	0						
						99	H	UNC Asheville		0	3	256	H	UNC Wilmington		3	0						
						245	H	Charleston So.		3	0	210	H	Birmingham-So.		3	1						
						245	A	Charleston So.		3	2	99	H	UNC Asheville		3	1						
						57	A	Winthrop		2	3	212	A	Liberty		3	0						

Non-Div. I Games:

Coastal Caro.

Average RPI Win:	226	WON-LOST RECORD	WINNING PCT. RANK	LAST 10 GAMES	STRENGTH OF SCHEDULE	OPP. STRENGTH OF SCHEDULE	TEAM RPI	ADJ RPI	CONF. RPI	ADJ CONF. RPI		
DIV. I ONLY		25- 7	.78125	33	8- 2	232	214	93	.537	99	19	19
DIV. I NON-CONF.		13- 2	.86667	18	2- 0	250	242	94	.53836	99	21	21
<hr/>												
TOTALS	RPI 1-50	RPI 51-100		W-L RECORDS		RPI 101-158		RPI 159-999		RPI 150+		
25- 7	0- 0	1- 6		OVERALL		0- 0		24- 1		24- 1		
9- 3	0- 0	0- 3		HOME		0- 0		9- 0		9- 0		
11- 3	0- 0	1- 2		AWAY		0- 0		10- 1		10- 1		
5- 1	0- 0	0- 1		NEUTRAL		0- 0		5- 0		5- 0		
<hr/>												
13- 2	0- 0	0- 1		NON-CONFERENCE		0- 0		13- 1		13- 1		
3- 1	0- 0	0- 1		HOME		0- 0		3- 0		3- 0		
5- 1	0- 0	0- 0		AWAY		0- 0		5- 1		5- 1		
5- 0	0- 0	0- 0		NEUTRAL		0- 0		5- 0		5- 0		
<hr/>												
12- 5	0- 0	1- 5		CONFERENCE		0- 0		11- 0		11- 0		
6- 2	0- 0	0- 2		HOME		0- 0		6- 0		6- 0		
6- 2	0- 0	1- 2		AWAY		0- 0		5- 0		5- 0		
0- 1	0- 0	0- 1		NEUTRAL		0- 0		0- 0		0- 0		
<hr/>												
RPI S	Opponent	Score	RPI S	Opponent	Score	RPI S	Opponent	Score	RPI S	Opponent	Score	
			57 A	Winthrop	1 3				162 N	Florida Int'l	3 0	
			57 H	Winthrop	0 3				164 N	Chattanooga	3 1	
			57 N	Winthrop	0 3				179 N	Memphis	3 1	
			98 A	Coastal Caro.	1 3				199 A	East Tenn. St.	3 2	
			98 A	Coastal Caro.	3 0				200 N	Louisiana Tech	3 1	
			98 H	Coastal Caro.	1 3				210 A	Birmingham-So.	3 1	
			100 H	Appalachian St.	0 3				210 H	Birmingham-So.	3 0	
									212 A	Liberty	3 2	
									212 H	Liberty	3 0	
									212 H	Liberty	3 0	
									230 A	Mercer	3 2	
									231 A	Lipscomb	3 0	
									234 A	High Point	3 1	
									234 H	High Point	3 0	
									245 A	Charleston So.	3 2	
									245 H	Charleston So.	3 1	
									247 A	N.C. A&T	2 3	
									254 H	Elon	3 0	
									255 A	Western Caro.	3 0	
									255 H	Western Caro.	3 0	
									256 N	UNC Wilmington	3 1	
									270 H	Samford	3 1	
									289 A	Radford	3 0	
									289 H	Radford	3 0	
									293 A	Gardner-Webb	3 0	
<hr/>												
			LAST 10 GAMES									
			57 N	Winthrop	0 3	212 H	Liberty	3 0	289 A	Radford	3 0	
			98 A	Coastal Caro.	3 0	289 H	Radford	3 0	289 H	Radford	3 0	
			212 H	Liberty	3 0	199 A	East Tenn. St.	3 2	293 A	Gardner-Webb	3 0	
			210 H	Birmingham-So.	3 0	98 A	Coastal Caro.	1 3				
			255 A	Western Caro.	3 0	245 A	Charleston So.	3 2				

Non-Div. I Games:

UNC Asheville

Average RPI Win: 220		WON-LOST	WINNING	LAST 10	STRENGTH OF		OPP. STRENGTH	TEAM	ADJ	CONF.	ADJ CONF.		
Average RPI Loss: 94		RECORD	PCT. RANK	GAMES	SCHEDULE		OF SCHEDULE	RPI	RPI	RPI	RPI		
DIV. I ONLY		23- 10	.69697	62	7- 3		161	207	95	.53642	100	23	23
DIV. I NON-CONF.		7- 5	.58333	119	0- 0		57	176	79	.55176	84	22	22
<hr/>													
TOTALS		RPI 1-50	RPI 51-100		W-L RECORDS		RPI 101-158		RPI 159-999		RPI 150+		
23- 10		0- 5	1- 2		OVERALL		3- 0		19- 3		19- 3		
10- 2		0- 1	0- 0		HOME		3- 0		7- 1		7- 1		
10- 4		0- 1	1- 1		AWAY		0- 0		9- 2		9- 2		
3- 4		0- 3	0- 1		NEUTRAL		0- 0		3- 0		3- 0		
7- 5		0- 2	1- 2		NON-CONFERENCE		2- 0		4- 1		4- 1		
3- 0		0- 0	0- 0		HOME		2- 0		1- 0		1- 0		
3- 2		0- 0	1- 1		AWAY		0- 0		2- 1		2- 1		
1- 3		0- 2	0- 1		NEUTRAL		0- 0		1- 0		1- 0		
16- 5		0- 3	0- 0		CONFERENCE		1- 0		15- 2		15- 2		
7- 2		0- 1	0- 0		HOME		1- 0		6- 1		6- 1		
7- 2		0- 1	0- 0		AWAY		0- 0		7- 1		7- 1		
2- 1		0- 1	0- 0		NEUTRAL		0- 0		2- 0		2- 0		
RPI S	Opponent	Score	RPI S	Opponent	Score	RPI S	Opponent	Score	RPI S	Opponent	Score		
26 A	Col. of Charleston	0 3	73 N	Eastern Wash.	0 3	106 H	East Caro.	3 1	164 A	Chattanooga	1 3		
26 H	Col. of Charleston	2 3	74 A	Virginia	0 3	130 H	Charlotte	3 1	164 H	Chattanooga	3 0		
26 N	Col. of Charleston	0 3	99 A	UNC Asheville	3 0	139 H	Ga. Southern	3 0	185 A	South Fla.	3 0		
40 N	Albany (N.Y.)	1 3							192 A	Furman	3 1		
47 N	Fla. Atlantic	0 3							192 H	Furman	2 3		
									192 N	Furman	3 1		
									212 N	Liberty	3 0		
									223 A	Davidson	3 1		
									234 H	High Point	3 0		
									239 A	Wofford	3 0		
									239 H	Wofford	3 0		
									247 A	N.C. A&T	3 1		
									254 A	Elon	3 0		
									254 H	Elon	3 0		
									255 A	Western Caro.	3 0		
									255 H	Western Caro.	3 0		
									255 N	Western Caro.	3 2		
									268 A	Tennessee Tech	2 3		
									297 A	UNC Greensboro	3 1		
									297 H	UNC Greensboro	3 0		
									300 A	Citadel	3 0		
									300 H	Citadel	3 0		
			LAST 10 GAMES										
			192 N	Furman	3 1	300 A	Citadel	3 0					
			26 N	Col. of Charleston	0 3	26 A	Col. of Charleston	0 3					
			255 N	Western Caro.	3 2	297 A	UNC Greensboro	3 1					
			192 H	Furman	2 3	254 A	Elon	3 0					
			239 H	Wofford	3 0	223 A	Davidson	3 1					

Non-Div. I Games:

Appalachian St.

Average RPI Win:		186	WON-LOST RECORD		WINNING PCT. RANK	LAST 10 GAMES	STRENGTH OF SCHEDULE		OPP. STRENGTH OF SCHEDULE	TEAM RPI	ADJ RPI	CONF. RPI	ADJ CONF. RPI
Average RPI Loss:		71											
DIV. I ONLY		20- 12			.625 92	6- 4	139		136	102	.53629 101	17	16
DIV. I NON-CONF.		7- 5			.58333 119	1- 0	87		77	88	.55334 82	15	15
TOTALS		RPI 1-50	RPI 51-100		W-L RECORDS		RPI 101-158		RPI 159-999		RPI 150+		
20- 12		2- 7	0- 1		OVERALL		5- 3		13- 1		13- 1		
7- 4		1- 2	0- 1		HOME		1- 1		5- 0		5- 0		
8- 6		0- 3	0- 0		AWAY		2- 2		6- 1		6- 1		
5- 2		1- 2	0- 0		NEUTRAL		2- 0		2- 0		2- 0		
7- 5		1- 3	0- 1		NON-CONFERENCE		2- 1		4- 0		4- 0		
0- 1		0- 0	0- 1		HOME		0- 0		0- 0		0- 0		
3- 2		0- 1	0- 0		AWAY		1- 1		2- 0		2- 0		
4- 2		1- 2	0- 0		NEUTRAL		1- 0		2- 0		2- 0		
13- 7		1- 4	0- 0		CONFERENCE		3- 2		9- 1		9- 1		
7- 3		1- 2	0- 0		HOME		1- 1		5- 0		5- 0		
5- 4		0- 2	0- 0		AWAY		1- 1		4- 1		4- 1		
1- 0		0- 0	0- 0		NEUTRAL		1- 0		0- 0		0- 0		
RPI S	Opponent	Score	RPI S	Opponent	Score	RPI S	Opponent	Score	RPI S	Opponent	Score		
20 N	Minnesota	0 3	69 H	Iowa St.	0 3	107 A	Illinois St.	0 3	159 A	Northern Ill.	3 1		
33 A	Pepperdine	1 3				107 H	Illinois St.	3 0	182 A	Bradley	0 3		
37 A	Wichita St.	0 3				116 A	Iowa	2 3	182 H	Bradley	3 1		
37 H	Wichita St.	1 3				119 N	Toledo	3 0	216 N	Ill.-Chicago	3 0		
37 H	Wichita St.	1 3				124 A	Creighton	3 1	222 A	Western Ill.	3 1		
39 N	Alabama	0 3				124 H	Creighton	2 3	224 A	Southern Ill.	3 1		
41 N	Colorado St.	3 2				124 N	Creighton	3 0	224 H	Southern Ill.	3 0		
48 A	Missouri St.	1 3				128 A	Wis.-Milwaukee	3 2	229 N	Cal St. Northridge	3 1		
48 H	Missouri St.	3 2							233 A	Evansville	3 1		
									233 H	Evansville	3 0		
									269 A	Drake	3 0		
									269 H	Drake	3 0		
									281 A	Indiana St.	3 0		
									281 H	Indiana St.	3 0		
LAST 10 GAMES													
	37 H Wichita St.	1 3		48 A Missouri St.	1 3								
	124 N Creighton	3 0		37 A Wichita St.	0 3								
	269 H Drake	3 0		107 H Illinois St.	3 0								
	124 H Creighton	2 3		281 H Indiana St.	3 0								
	222 A Western Ill.	3 1		182 H Bradley	3 1								

Non-Div. I Games:

UNI

Average RPI Win: 258		WON-LOST	WINNING	LAST 10	STRENGTH OF		OPP. STRENGTH	TEAM	ADJ	CONF.	ADJ CONF.
Average RPI Loss: 30		RECORD	PCT. RANK	GAMES	SCHEDULE		OF SCHEDULE	RPI	RPI	RPI	RPI
DIV. I ONLY		22- 6	.78571 32	8- 2	254		278	110	.53617 102	32	32
DIV. I NON-CONF.		5- 6	.45455 189	2- 2	80		9	114	.5381 101	32	32
TOTALS		RPI 1-50	RPI 51-100		W-L RECORDS		RPI 101-158		RPI 159-999		RPI 150+
22- 6		1- 6	0- 0		OVERALL		1- 0		20- 0		21- 0
6- 0		0- 0	0- 0		HOME		0- 0		6- 0		6- 0
9- 3		1- 3	0- 0		AWAY		1- 0		7- 0		8- 0
7- 3		0- 3	0- 0		NEUTRAL		0- 0		7- 0		7- 0
5- 6		1- 6	0- 0		NON-CONFERENCE		1- 0		3- 0		4- 0
2- 0		0- 0	0- 0		HOME		0- 0		2- 0		2- 0
3- 3		1- 3	0- 0		AWAY		1- 0		1- 0		2- 0
0- 3		0- 3	0- 0		NEUTRAL		0- 0		0- 0		0- 0
17- 0		0- 0	0- 0		CONFERENCE		0- 0		17- 0		17- 0
4- 0		0- 0	0- 0		HOME		0- 0		4- 0		4- 0
6- 0		0- 0	0- 0		AWAY		0- 0		6- 0		6- 0
7- 0		0- 0	0- 0		NEUTRAL		0- 0		7- 0		7- 0
RPI S	Opponent	Score	RPI S	Opponent	Score	RPI S	Opponent	Score	RPI S	Opponent	Score
15 N	San Diego	2 3				154 A	Wyoming	3 1	172 H	UCF	3 2
24 A	Long Beach St.	3 1							185 H	South Fla.	3 0
27 N	Kansas St.	1 3							244 A	Southern Miss.	3 0
29 A	California	0 3							247 A	N.C. A&T	3 0
34 N	UC Santa Barb.	0 3							247 A	N.C. A&T	3 0
36 A	St. Mary's (Cal.)	0 3							247 H	N.C. A&T	3 0
41 A	Colorado St.	0 3							271 N	Delaware St.	3 0
									277 N	Morgan St.	3 0
									277 N	Morgan St.	3 0
									284 A	Bethune-Cookman	3 0
									284 H	Bethune-Cookman	3 0
									288 N	Hampton	3 0
									288 N	Hampton	3 0
									305 N	Howard	3 0
									306 N	Coppin St.	3 0
									311 A	South Carolina St.	3 0
									311 H	South Carolina St.	3 0
									314 A	Md.-East. Shore	3 0
									315 A	Norfolk St.	3 0
									315 H	Norfolk St.	3 0
			LAST 10 GAMES								
27 N	Kansas St.	1 3	277 N	Morgan St.	3 0	288 N	Hampton	3 0			
24 A	Long Beach St.	3 1				311 H	South Carolina St.	3 0			
34 N	UC Santa Barb.	0 3				244 A	Southern Miss.	3 0			
247 A	N.C. A&T	3 0				284 H	Bethune-Cookman	3 0			
277 N	Morgan St.	3 0				284 A	Bethune-Cookman	3 0			

Non-Div. I Games:

Florida A&M

Average RPI Win:	164	WON-LOST	WINNING	LAST 10	STRENGTH OF	OPP. STRENGTH	TEAM	ADJ	CONF.	ADJ CONF.		
Average RPI Loss:	80	RECORD	PCT. RANK	GAMES	SCHEDULE	OF SCHEDULE	RPI	RPI	RPI	RPI		
DIV. I ONLY		18- 14	.5625	123	5- 5	88	97	99	.53555	103	10	11
DIV. I NON-CONF.		9- 5	.64286	92	2- 0	61	139	67	.56886	69	10	10
<hr/>												
TOTALS	RPI 1-50	RPI 51-100		W-L RECORDS		RPI 101-158		RPI 159-999		RPI 150+		
18- 14	1- 4	3- 5		OVERALL		3- 2		11- 3		11- 3		
9- 5	0- 2	2- 2		HOME		1- 0		6- 1		6- 1		
6- 5	1- 1	1- 2		AWAY		1- 1		3- 1		3- 1		
3- 4	0- 1	0- 1		NEUTRAL		1- 1		2- 1		2- 1		
<hr/>												
9- 5	0- 2	2- 1		NON-CONFERENCE		3- 1		4- 1		4- 1		
4- 1	0- 1	2- 0		HOME		1- 0		1- 0		1- 0		
2- 1	0- 0	0- 1		AWAY		1- 0		1- 0		1- 0		
3- 3	0- 1	0- 0		NEUTRAL		1- 1		2- 1		2- 1		
<hr/>												
9- 9	1- 2	1- 4		CONFERENCE		0- 1		7- 2		7- 2		
5- 4	0- 1	0- 2		HOME		0- 0		5- 1		5- 1		
4- 4	1- 1	1- 1		AWAY		0- 1		2- 1		2- 1		
0- 1	0- 0	0- 1		NEUTRAL		0- 0		0- 0		0- 0		
<hr/>												
RPI S	Opponent	Score	RPI S	Opponent	Score	RPI S	Opponent	Score	RPI S	Opponent	Score	
12 A	Ohio	0 3	51 H	Eastern Mich.	1 3	106 H	East Caro.	3 0	159 H	Northern Ill.	1 3	
12 H	Ohio	1 3	51 N	Eastern Mich.	0 3	119 A	Toledo	0 3	160 N	James Madison	2 3	
17 H	Ohio St.	2 3	54 H	Dayton	3 1	121 N	Denver	0 3	168 A	Kent St.	1 3	
26 N	Col. of Charleston	0 3	61 A	Western Mich.	1 3	135 A	Cleveland St.	3 1	168 H	Kent St.	3 0	
49 A	Ball St.	3 0	78 A	Miami (Ohio)	3 1	139 N	Ga. Southern	3 0	168 H	Kent St.	3 0	
			78 H	Miami (Ohio)	0 3				187 A	Buffalo	3 0	
			82 H	IPFW	3 0				187 H	Buffalo	3 0	
			83 A	Long Island	1 3				191 A	Akron	3 1	
									191 H	Akron	3 0	
									193 N	Weber St.	3 2	
									216 A	Ill.-Chicago	3 2	
									246 H	Central Mich.	3 0	
									273 H	Oakland	3 0	
									296 N	Chicago St.	3 0	
<hr/>												
LAST 10 GAMES												
51 N Eastern Mich.					0 3	61 A Western Mich.					1 3	
168 H Kent St.					3 0	78 A Miami (Ohio)					3 1	
12 H Ohio					1 3	168 A Kent St.					1 3	
168 H Kent St.					3 0	12 A Ohio					0 3	
273 H Oakland					3 0	135 A Cleveland St.					3 1	

Non-Div. I Games:

Bowling Green

Average RPI Win:	173	WON-LOST RECORD	WINNING PCT. RANK	LAST 10 GAMES	STRENGTH OF SCHEDULE	OPP. STRENGTH OF SCHEDULE	TEAM RPI	ADJ RPI	CONF. RPI	ADJ CONF. RPI	
DIV. I ONLY		16- 14	.53333 136	6- 4	93	75	105	.53443 104	8	7	
DIV. I NON-CONF.		8- 5	.61538 105	0- 0	70	86	75	.56437 74	7	7	
<hr/>											
TOTALS	RPI 1-50	RPI 51-100		W-L RECORDS	RPI 101-158		RPI 159-999		RPI 150+		
16- 14	0- 5	2- 8		OVERALL	3- 1		11- 0		11- 0		
6- 4	0- 1	1- 3		HOME	1- 0		4- 0		4- 0		
4- 9	0- 3	0- 5		AWAY	0- 1		4- 0		4- 0		
6- 1	0- 1	1- 0		NEUTRAL	2- 0		3- 0		3- 0		
<hr/>											
8- 5	0- 3	1- 2		NON-CONFERENCE	2- 0		5- 0		5- 0		
1- 1	0- 0	0- 1		HOME	0- 0		1- 0		1- 0		
1- 3	0- 2	0- 1		AWAY	0- 0		1- 0		1- 0		
6- 1	0- 1	1- 0		NEUTRAL	2- 0		3- 0		3- 0		
<hr/>											
8- 9	0- 2	1- 6		CONFERENCE	1- 1		6- 0		6- 0		
5- 3	0- 1	1- 2		HOME	1- 0		3- 0		3- 0		
3- 6	0- 1	0- 4		AWAY	0- 1		3- 0		3- 0		
0- 0	0- 0	0- 0		NEUTRAL	0- 0		0- 0		0- 0		
<hr/>											
RPI S	Opponent	Score	RPI S	Opponent	Score	RPI S	Opponent	Score	RPI S	Opponent	Score
9 N	Santa Clara	0 3	52 A	New Mexico St.	0 3	127 N	Oral Roberts	3 1	180 A	Fresno St.	3 1
12 A	Ohio	1 3	52 H	New Mexico St.	3 1	138 N	West Virginia	3 1	180 H	Fresno St.	3 1
14 A	Hawaii	0 3	53 A	Loyola Marymount	1 3	149 A	San Jose St.	2 3	184 N	Northeastern	3 0
14 H	Hawaii	0 3	55 A	Utah St.	2 3	149 H	San Jose St.	3 2	187 N	Buffalo	3 0
23 A	Utah	1 3	55 H	Utah St.	1 3				189 A	Washington St.	3 0
			67 A	Nevada	2 3				194 A	Boise St.	3 1
			67 A	Nevada	0 3				194 H	Boise St.	3 1
			67 H	Nevada	0 3				200 A	Louisiana Tech	3 0
			73 H	Eastern Wash.	2 3				200 H	Louisiana Tech	3 0
			98 N	Coastal Caro.	3 0				205 H	Gonzaga	3 1
									287 N	Tenn.-Martin	3 0
<hr/>											
LAST 10 GAMES											
67 A Nevada 0 3					14 A Hawaii 0 3						
149 H San Jose St. 3 2					55 A Utah St. 2 3						
180 H Fresno St. 3 1					200 H Louisiana Tech 3 0						
194 H Boise St. 3 1					52 H New Mexico St. 3 1						
67 A Nevada 2 3					200 A Louisiana Tech 3 0						

Wake Forest

Through Games Of Final 2005 RPI

Average RPI Win:	170	WON-LOST RECORD	WINNING PCT. RANK	LAST 10 GAMES	STRENGTH OF SCHEDULE	OPP. STRENGTH OF SCHEDULE	TEAM RPI	ADJ RPI	CONF. RPI	ADJ CONF. RPI		
DIV. I ONLY		17- 14	.54839	128	5- 5	114	89	108	.52818	105	11	10
DIV. I NON-CONF.		7- 2	.77778	50	0- 0	117	99	49	.58532	48	6	6
<hr/>												
TOTALS	RPI 1-50	RPI 51-100		W-L RECORDS		RPI 101-158		RPI 159-999		RPI 150+		
17- 14	1- 7	2- 4		OVERALL		5- 2		9- 1		9- 1		
11- 3	1- 2	2- 1		HOME		2- 0		6- 0		6- 0		
2- 10	0- 4	0- 3		AWAY		0- 2		2- 1		2- 1		
4- 1	0- 1	0- 0		NEUTRAL		3- 0		1- 0		1- 0		
7- 2	0- 2	0- 0		NON-CONFERENCE		3- 0		4- 0		4- 0		
3- 0	0- 0	0- 0		HOME		0- 0		3- 0		3- 0		
0- 1	0- 1	0- 0		AWAY		0- 0		0- 0		0- 0		
4- 1	0- 1	0- 0		NEUTRAL		3- 0		1- 0		1- 0		
10- 12	1- 5	2- 4		CONFERENCE		2- 2		5- 1		5- 1		
8- 3	1- 2	2- 1		HOME		2- 0		3- 0		3- 0		
2- 9	0- 3	0- 3		AWAY		0- 2		2- 1		2- 1		
0- 0	0- 0	0- 0		NEUTRAL		0- 0		0- 0		0- 0		
RPI	S	Opponent	Score	RPI	S	Opponent	Score	RPI	S	Opponent	Score	
5	A	Louisville	0 3	74	A	Virginia	1 3	115	N	Tennessee St.	3 0	
12	N	Ohio	0 3	74	H	Virginia	1 3	116	N	Iowa	3 0	
25	A	Maryland	2 3	93	A	Miami (Fla.)	0 3	117	N	Ark.-Little Rock	3 2	
25	H	Maryland	3 2	93	H	Miami (Fla.)	3 2	120	A	Florida St.	0 3	
32	A	Duke	0 3	95	A	Georgia Tech	1 3	120	H	Florida St.	3 0	
32	H	Duke	1 3	95	H	Georgia Tech	3 1	146	A	Virginia Tech	0 3	
46	A	North Carolina	2 3					146	H	Virginia Tech	3 0	
46	H	North Carolina	2 3									

Average RPI Win:	198	WON-LOST	WINNING	LAST 10	STRENGTH OF	OPP. STRENGTH	TEAM	ADJ	CONF.	ADJ CONF.	
Average RPI Loss:	90	RECORD	PCT. RANK	GAMES	SCHEDULE	OF SCHEDULE	RPI	RPI	RPI	RPI	
DIV. I ONLY	20- 11	.64516	82	7- 3	159	144	104	.52776	106	12	12
DIV. I NON-CONF.	10- 4	.71429	71	1- 0	203	205	111	.53023	109	12	12
<hr/>											
TOTALS	RPI 1-50	RPI 51-100		W-L RECORDS		RPI 101-158		RPI 159-999		RPI 150+	
20- 11	0- 3	4- 4		OVERALL		1- 2		15- 2		15- 2	
6- 3	0- 1	1- 1		HOME		1- 1		4- 0		4- 0	
9- 6	0- 1	3- 2		AWAY		0- 1		6- 2		6- 2	
5- 2	0- 1	0- 1		NEUTRAL		0- 0		5- 0		5- 0	
<hr/>											
10- 4	0- 1	1- 2		NON-CONFERENCE		1- 1		8- 0		8- 0	
1- 1	0- 0	0- 1		HOME		1- 0		0- 0		0- 0	
5- 2	0- 0	1- 1		AWAY		0- 1		4- 0		4- 0	
4- 1	0- 1	0- 0		NEUTRAL		0- 0		4- 0		4- 0	
<hr/>											
10- 7	0- 2	3- 2		CONFERENCE		0- 1		7- 2		7- 2	
5- 2	0- 1	1- 0		HOME		0- 1		4- 0		4- 0	
4- 4	0- 1	2- 1		AWAY		0- 0		2- 2		2- 2	
1- 1	0- 0	0- 1		NEUTRAL		0- 0		1- 0		1- 0	
<hr/>											
RPI S	Opponent	Score	RPI S	Opponent	Score	RPI S	Opponent	Score	RPI S	Opponent	Score
17 N	Ohio St.	0 3	60 A	Houston	0 3	103 A	Bowling Green	0 3	172 A	UCF	3 0
42 A	Marshall	0 3	72 A	UTEP	3 1	112 H	Southern Methodist	2 3	172 H	UCF	3 0
42 H	Marshall	0 3	72 N	UTEP	0 3	130 H	Charlotte	3 1	178 A	UAB	2 3
			77 H	Tulsa	3 1				178 H	UAB	3 1
			84 A	Rice	3 2				179 A	Memphis	2 3
			86 H	William & Mary	2 3				179 H	Memphis	3 1
			98 A	Coastal Caro.	3 2				234 N	High Point	3 1
			100 A	Appalachian St.	1 3				239 A	Wofford	3 0
									244 A	Southern Miss.	3 0
									244 H	Southern Miss.	3 0
									244 N	Southern Miss.	3 0
									245 N	Charleston So.	3 1
									247 A	N.C. A&T	3 0
									256 A	UNC Wilmington	3 0
									268 N	Tennessee Tech	3 0
									274 A	Campbell	3 0
									296 N	Chicago St.	3 0
<hr/>											
LAST 10 GAMES											
72 N UTEP					0 3	244 A Southern Miss.					3 0
244 N Southern Miss.					3 0	172 A UCF					3 0
130 H Charlotte					3 1	77 H Tulsa					3 1
178 H UAB					3 1	112 H Southern Methodist					2 3
179 H Memphis					3 1	60 A Houston					0 3

Non-Div. I Games:

East Caro.

Average RPI Win:		195	WON-LOST RECORD		WINNING PCT. RANK		LAST 10 GAMES		STRENGTH OF SCHEDULE		OPP. STRENGTH OF SCHEDULE		TEAM RPI		ADJ RPI		CONF. RPI		ADJ CONF. RPI	
Average RPI Loss:		73																		
DIV. I ONLY			18- 12		.6 105		5- 5		146		133		112		.52772 107		17		16	
DIV. I NON-CONF.			4- 6		.4 206		0- 1		82		70		143		.50737 140		15		15	
TOTALS		RPI 1-50		RPI 51-100		W-L RECORDS		RPI 101-158		RPI 159-999		RPI 150+								
18- 12		1- 6		0- 2		OVERALL		3- 3		14- 1		14- 1								
10- 4		1- 3		0- 1		HOME		2- 0		7- 0		7- 0								
6- 6		0- 2		0- 1		AWAY		1- 2		5- 1		5- 1								
2- 2		0- 1		0- 0		NEUTRAL		0- 1		2- 0		2- 0								
4- 6		1- 1		0- 2		NON-CONFERENCE		0- 2		3- 1		3- 1								
3- 2		1- 1		0- 1		HOME		0- 0		2- 0		2- 0								
0- 3		0- 0		0- 1		AWAY		0- 1		0- 1		0- 1								
1- 1		0- 0		0- 0		NEUTRAL		0- 1		1- 0		1- 0								
14- 6		0- 5		0- 0		CONFERENCE		3- 1		11- 0		11- 0								
7- 2		0- 2		0- 0		HOME		2- 0		5- 0		5- 0								
6- 3		0- 2		0- 0		AWAY		1- 1		5- 0		5- 0								
1- 1		0- 1		0- 0		NEUTRAL		0- 0		1- 0		1- 0								
RPI S	Opponent		Score		RPI S	Opponent		Score		RPI S	Opponent		Score		RPI S	Opponent		Score		
11 H	Notre Dame		1 3		58 A	Michigan		1 3		101 A	UNI		0 3		159 A	Northern Ill.		1 3		
28 H	Western Ky.		3 2		71 H	Illinois		2 3		101 H	UNI		3 0		168 H	Kent St.		3 0		
37 A	Wichita St.		1 3							122 A	St. Louis		2 3		182 A	Bradley		3 1		
37 H	Wichita St.		0 3							124 A	Creighton		3 2		182 H	Bradley		3 1		
48 A	Missouri St.		0 3							124 H	Creighton		3 0		182 N	Bradley		3 0		
48 H	Missouri St.		1 3							135 N	Cleveland St.		1 3		191 N	Akron		3 0		
48 N	Missouri St.		1 3												222 H	Western Ill.		3 1		
															224 A	Southern Ill.		3 0		
															224 H	Southern Ill.		3 0		
															233 A	Evansville		3 0		
															233 H	Evansville		3 2		
															269 A	Drake		3 1		
															269 H	Drake		3 1		
															281 A	Indiana St.		3 0		
															281 H	Indiana St.		3 0		

Average RPI Win:		162	WON-LOST RECORD		WINNING PCT. RANK	LAST 10 GAMES	STRENGTH OF SCHEDULE		OPP. STRENGTH OF SCHEDULE	TEAM RPI	ADJ RPI	CONF. RPI	ADJ CONF. RPI
Average RPI Loss:		73											
DIV. I ONLY		16- 14			.53333 136	4- 6	107		87	113	.52758 108	7	9
DIV. I NON-CONF.		8- 5			.61538 105	0- 0	129		95	101	.53979 98	9	9
TOTALS		RPI 1-50	RPI 51-100		W-L RECORDS		RPI 101-158		RPI 159-999		RPI 150+		
16- 14		1- 6	0- 4		OVERALL		9- 4		6- 0		9- 1		
8- 6		1- 3	0- 1		HOME		4- 2		3- 0		5- 0		
4- 8		0- 3	0- 3		AWAY		3- 2		1- 0		2- 1		
4- 0		0- 0	0- 0		NEUTRAL		2- 0		2- 0		2- 0		
8- 5		0- 1	0- 1		NON-CONFERENCE		4- 3		4- 0		4- 0		
3- 3		0- 1	0- 0		HOME		1- 2		2- 0		2- 0		
1- 2		0- 0	0- 1		AWAY		1- 1		0- 0		0- 0		
4- 0		0- 0	0- 0		NEUTRAL		2- 0		2- 0		2- 0		
8- 9		1- 5	0- 3		CONFERENCE		5- 1		2- 0		5- 1		
5- 3		1- 2	0- 1		HOME		3- 0		1- 0		3- 0		
3- 6		0- 3	0- 2		AWAY		2- 1		1- 0		2- 1		
0- 0		0- 0	0- 0		NEUTRAL		0- 0		0- 0		0- 0		
RPI S	Opponent	Score	RPI S	Opponent	Score	RPI S	Opponent	Score	RPI S	Opponent	Score		
15 H	San Diego	2 3	53 A	Loyola Marymount	0 3	109 N	Binghamton	3 0	169 N	Niagara	3 0		
22 A	Brigham Young	0 3	88 A	UNLV	0 3	123 N	Georgia	3 0	194 N	Boise St.	3 0		
22 H	Brigham Young	0 3	88 A	UNLV	1 3	124 H	Creighton	0 3	212 H	Liberty	3 0		
23 A	Utah	1 3	88 H	UNLV	1 3	125 A	Texas Tech	1 3	224 H	Southern Ill.	3 0		
23 H	Utah	3 1				129 A	New Mexico	3 2	266 A	Air Force	3 1		
41 A	Colorado St.	1 3				129 H	New Mexico	3 0	266 H	Air Force	3 0		
41 H	Colorado St.	0 3				133 H	UC Riverside	0 3					
						135 A	Cleveland St.	3 1					
						141 H	Cal St. Fullerton	3 1					
						154 A	Wyoming	0 3					
						154 H	Wyoming	3 0					
						156 A	TCU	3 0					
						156 H	TCU	3 1					
LAST 10 GAMES													
			88 A	UNLV	0 3	41 A	Colorado St.	1 3					
			23 H	Utah	3 1	154 A	Wyoming	0 3					
			22 H	Brigham Young	0 3	266 H	Air Force	3 0					
			156 A	TCU	3 0	129 H	New Mexico	3 0					
			88 H	UNLV	1 3	23 A	Utah	1 3					

Non-Div. I Games:

San Diego St.

Average RPI Win:		203	WON-LOST RECORD		WINNING PCT. RANK		LAST 10 GAMES		STRENGTH OF SCHEDULE		OPP. STRENGTH OF SCHEDULE		TEAM RPI		ADJ RPI		CONF. RPI		ADJ CONF. RPI	
DIV. I ONLY			20- 12		.625 92		7- 3		135		165		103		.52689 109		20		20	
DIV. I NON-CONF.			8- 10		.44444 193		0- 1		83		129		134		.50513 144		19		19	
TOTALS		RPI 1-50		RPI 51-100		W-L RECORDS		RPI 101-158		RPI 159-999		RPI 150+								
20- 12		1- 3		1- 4		OVERALL		1- 2		17- 3		17- 3								
8- 1		1- 1		0- 0		HOME		0- 0		7- 0		7- 0								
6- 7		0- 2		0- 3		AWAY		0- 1		6- 1		6- 1								
6- 4		0- 0		1- 1		NEUTRAL		1- 1		4- 2		4- 2								
8- 10		0- 2		1- 4		NON-CONFERENCE		1- 2		6- 2		6- 2								
1- 1		0- 1		0- 0		HOME		0- 0		1- 0		1- 0								
2- 5		0- 1		0- 3		AWAY		0- 1		2- 0		2- 0								
5- 4		0- 0		1- 1		NEUTRAL		1- 1		3- 2		3- 2								
12- 2		1- 1		0- 0		CONFERENCE		0- 0		11- 1		11- 1								
7- 0		1- 0		0- 0		HOME		0- 0		6- 0		6- 0								
4- 2		0- 1		0- 0		AWAY		0- 0		4- 1		4- 1								
1- 0		0- 0		0- 0		NEUTRAL		0- 0		1- 0		1- 0								
RPI	S	Opponent		Score		RPI	S	Opponent		Score		RPI	S	Opponent		Score				
2	A	Penn St.		0	3	56	A	Cornell		0	3	108	N	San Diego St.		0	3			
40	A	Albany (N.Y.)		0	3	66	N	St. John's (N.Y.)		3	2	135	A	Cleveland St.		0	3			
40	H	Albany (N.Y.)		3	1	66	N	St. John's (N.Y.)		0	3	148	N	Siena		3	2			
44	H	Syracuse		1	3	86	A	William & Mary		0	3									
						96	A	Yale		0	3									
						LAST 10 GAMES														
						2	A	Penn St.		0	3	190	H	Stony Brook		3	0			
						190	N	Stony Brook		3	1	295	H	Hartford		3	0			
						196	H	Maine		3	1	238	A	New Hampshire		3	1			
						227	H	UMBC		3	1	40	A	Albany (N.Y.)		0	3			
						196	A	Maine		1	3	295	A	Hartford		3	1			

Non-Div. I Games:

Binghamton

Average RPI Win:	167	WON-LOST RECORD	WINNING PCT. RANK	LAST 10 GAMES	STRENGTH OF SCHEDULE	OPP. STRENGTH OF SCHEDULE	TEAM RPI	ADJ RPI	CONF. RPI	ADJ CONF. RPI		
Average RPI Loss:	38											
DIV. I ONLY		15- 17	.46875	174	3- 7	77	43	107	.52682	110	3	3
DIV. I NON-CONF.		9- 3	.75	56	1- 0	160	158	77	.55624	79	2	2
<hr/>												
TOTALS	RPI 1-50	RPI 51-100		W-L RECORDS		RPI 101-158		RPI 159-999		RPI 150+		
15- 17	0- 12	3- 4		OVERALL		3- 1		9- 0		9- 0		
6- 7	0- 5	1- 2		HOME		2- 0		3- 0		3- 0		
6- 8	0- 6	2- 1		AWAY		1- 1		3- 0		3- 0		
3- 2	0- 1	0- 1		NEUTRAL		0- 0		3- 0		3- 0		
<hr/>												
9- 3	0- 2	0- 1		NON-CONFERENCE		0- 0		9- 0		9- 0		
3- 0	0- 0	0- 0		HOME		0- 0		3- 0		3- 0		
3- 1	0- 1	0- 0		AWAY		0- 0		3- 0		3- 0		
3- 2	0- 1	0- 1		NEUTRAL		0- 0		3- 0		3- 0		
<hr/>												
6- 14	0- 10	3- 3		CONFERENCE		3- 1		0- 0		0- 0		
3- 7	0- 5	1- 2		HOME		2- 0		0- 0		0- 0		
3- 7	0- 5	2- 1		AWAY		1- 1		0- 0		0- 0		
0- 0	0- 0	0- 0		NEUTRAL		0- 0		0- 0		0- 0		
<hr/>												
RPI	S	Opponent	Score	RPI	S	Opponent	Score	RPI	S	Opponent	Score	
1	A	Nebraska	0 3	59	A	Texas A&M	3 1	125	A	Texas Tech	3 1	
1	H	Nebraska	0 3	59	H	Texas A&M	1 3	125	H	Texas Tech	3 2	
7	A	Tennessee	0 3	65	A	Kansas	0 3	147	A	Oklahoma	0 3	
8	A	Missouri	0 3	65	H	Kansas	3 1	147	H	Oklahoma	3 1	
8	H	Missouri	0 3	69	A	Iowa St.	3 2					
19	A	Texas	1 3	69	H	Iowa St.	1 3					
19	H	Texas	1 3	72	N	UTEP	2 3					
26	N	Col. of Charleston	0 3									
27	A	Kansas St.	0 3									
27	H	Kansas St.	2 3									
45	A	Colorado	2 3									
45	H	Colorado	0 3									
<hr/>												
LAST 10 GAMES												
		125 H Texas Tech	3 2			8 A Missouri	0 3					
		27 A Kansas St.	0 3			19 A Texas	1 3					
		147 A Oklahoma	0 3			59 H Texas A&M	1 3					
		1 H Nebraska	0 3			69 A Iowa St.	3 2					
		45 H Colorado	0 3			258 A Tex. A&M-Corp. Chris	3 0					

Non-Div. I Games:

Baylor

Average RPI Win:		171	WON-LOST RECORD		WINNING PCT. RANK		LAST 10 GAMES		STRENGTH OF SCHEDULE		OPP. STRENGTH OF SCHEDULE		TEAM RPI		ADJ RPI		CONF. RPI		ADJ CONF. RPI				
DIV. I ONLY			15- 12		.55556 124		5- 5		152		46		116		.52413 111		4		5				
DIV. I NON-CONF.			9- 1		.9 10		0- 0		273		137		91		.54574 92		4		4				
TOTALS		RPI 1-50		RPI 51-100				W-L RECORDS		RPI 101-158				RPI 159-999				RPI 150+					
15- 12		1- 8		2- 2				OVERALL		5- 2				7- 0				8- 1					
7- 5		1- 3		0- 1				HOME		2- 1				4- 0				5- 0					
4- 6		0- 4		1- 1				AWAY		2- 1				1- 0				1- 1					
4- 1		0- 1		1- 0				NEUTRAL		1- 0				2- 0				2- 0					
9- 1		0- 0		2- 0				NON-CONFERENCE		2- 1				5- 0				5- 0					
3- 1		0- 0		0- 0				HOME		0- 1				3- 0				3- 0					
2- 0		0- 0		1- 0				AWAY		1- 0				0- 0				0- 0					
4- 0		0- 0		1- 0				NEUTRAL		1- 0				2- 0				2- 0					
6- 11		1- 8		0- 2				CONFERENCE		3- 1				2- 0				3- 1					
4- 4		1- 3		0- 1				HOME		2- 0				1- 0				2- 0					
2- 6		0- 4		0- 1				AWAY		1- 1				1- 0				1- 1					
0- 1		0- 1		0- 0				NEUTRAL		0- 0				0- 0				0- 0					
RPI	S	Opponent		Score		RPI	S	Opponent		Score		RPI	S	Opponent		Score		RPI	S	Opponent		Score	
4	A	Florida		0	3	54	A	Dayton		3	2	117	H	Ark.-Little Rock		2	3	214	A	Mississippi		3	0
4	H	Florida		1	3	62	H	Kentucky		0	3	123	A	Georgia		3	2	214	H	Mississippi		3	0
7	A	Tennessee		0	3	68	A	South Carolina		1	3	123	H	Georgia		3	1	220	N	Georgetown		3	0
7	N	Tennessee		0	3	74	N	Virginia		3	0	128	N	Wis.-Milwaukee		3	1	244	H	Southern Miss.		3	0
30	A	Arkansas		0	3							146	A	Virginia Tech		3	0	260	H	La.-Lafayette		3	0
30	H	Arkansas		2	3							157	A	Auburn		1	3	281	N	Indiana St.		3	2
35	A	LSU		0	3							157	H	Auburn		3	0	287	H	Tenn.-Martin		3	0
35	H	LSU		3	1																		
39	H	Alabama		2	3																		
LAST 10 GAMES																							
		7	N	Tennessee		0	3			30	H	Arkansas		2	3			214	A	Mississippi		3	0
		4	A	Florida		0	3					214	A	Mississippi		3	0						
		123	A	Georgia		3	2			62	H	Kentucky		0	3								
		35	H	LSU		3	1			157	A	Auburn		1	3								
		123	H	Georgia		3	1			214	H	Mississippi		3	0								

Non-Div. I Games:

Mississippi St.

Average RPI Win:	159	WON-LOST RECORD	WINNING PCT. RANK	LAST 10 GAMES	STRENGTH OF SCHEDULE	OPP. STRENGTH OF SCHEDULE	TEAM RPI	ADJ RPI	CONF. RPI	ADJ CONF. RPI	
DIV. I ONLY		13- 16	.44828 186	5- 5	61	98	120	.52351 112	12	12	
DIV. I NON-CONF.		4- 8	.33333 225	0- 0	85	83	172	.48961 163	12	12	
<hr/>											
TOTALS	RPI 1-50	RPI 51-100		W-L RECORDS	RPI 101-158		RPI 159-999		RPI 150+		
13- 16	0- 3	2- 9		OVERALL	2- 4		9- 0		9- 0		
9- 3	0- 0	2- 2		HOME	1- 1		6- 0		6- 0		
2- 8	0- 3	0- 4		AWAY	1- 1		1- 0		1- 0		
2- 5	0- 0	0- 3		NEUTRAL	0- 2		2- 0		2- 0		
<hr/>											
4- 8	0- 2	0- 2		NON-CONFERENCE	1- 4		3- 0		3- 0		
3- 1	0- 0	0- 0		HOME	1- 1		2- 0		2- 0		
0- 3	0- 2	0- 0		AWAY	0- 1		0- 0		0- 0		
1- 4	0- 0	0- 2		NEUTRAL	0- 2		1- 0		1- 0		
<hr/>											
9- 8	0- 1	2- 7		CONFERENCE	1- 0		6- 0		6- 0		
6- 2	0- 0	2- 2		HOME	0- 0		4- 0		4- 0		
2- 5	0- 1	0- 4		AWAY	1- 0		1- 0		1- 0		
1- 1	0- 0	0- 1		NEUTRAL	0- 0		1- 0		1- 0		
<hr/>											
RPI S	Opponent	Score	RPI S	Opponent	Score	RPI S	Opponent	Score	RPI S	Opponent	Score
32 A	Duke	2 3	53 N	Loyola Marymount	2 3	106 A	East Caro.	3 2	172 H	UCF	3 1
42 A	Marshall	0 3	56 N	Cornell	0 3	125 H	Texas Tech	0 3	177 H	North Texas	3 0
49 A	Ball St.	0 3	60 A	Houston	0 3	127 H	Oral Roberts	3 1	178 H	UAB	3 2
			60 H	Houston	0 3	130 N	Charlotte	1 3	178 N	UAB	3 1
			60 N	Houston	1 3	133 N	UC Riverside	0 3	179 H	Memphis	3 0
			72 A	UTEP	0 3	141 A	Cal St. Fullerton	1 3	190 H	Stony Brook	3 0
			72 H	UTEP	3 1				202 A	Tulane	3 0
			77 A	Tulsa	1 3				202 H	Tulane	3 0
			77 H	Tulsa	3 2				203 N	Wright St.	3 0
			84 A	Rice	2 3						
			84 H	Rice	0 3						
<hr/>											
LAST 10 GAMES											
			60 N	Houston	1 3	84 H	Rice	0 3			
			178 N	UAB	3 1	42 A	Marshall	0 3			
			202 A	Tulane	3 0	106 A	East Caro.	3 2			
			72 A	UTEP	0 3	179 H	Memphis	3 0			
			60 H	Houston	0 3	178 H	UAB	3 2			

Non-Div. I Games:

Southern Methodist

Average RPI Win:	199	WON-LOST RECORD	WINNING PCT. RANK	LAST 10 GAMES	STRENGTH OF SCHEDULE	OPP. STRENGTH OF SCHEDULE	TEAM RPI	ADJ RPI	CONF. RPI	ADJ CONF. RPI		
DIV. I ONLY		22- 12	.64706	81	7- 3	187	143	114	.52328	113	18	18
DIV. I NON-CONF.		8- 5	.61538	105	0- 1	226	96	149	.50591	142	17	17
<hr/>												
TOTALS	RPI 1-50	RPI 51-100		W-L RECORDS		RPI 101-158		RPI 159-999		RPI 150+		
22- 12	0- 2	5- 8		OVERALL		0- 0		17- 2		17- 2		
9- 4	0- 0	0- 3		HOME		0- 0		9- 1		9- 1		
8- 6	0- 1	2- 4		AWAY		0- 0		6- 1		6- 1		
5- 2	0- 1	3- 1		NEUTRAL		0- 0		2- 0		2- 0		
<hr/>												
8- 5	0- 2	2- 3		NON-CONFERENCE		0- 0		6- 0		6- 0		
4- 0	0- 0	0- 0		HOME		0- 0		4- 0		4- 0		
1- 3	0- 1	0- 2		AWAY		0- 0		1- 0		1- 0		
3- 2	0- 1	2- 1		NEUTRAL		0- 0		1- 0		1- 0		
<hr/>												
14- 7	0- 0	3- 5		CONFERENCE		0- 0		11- 2		11- 2		
5- 4	0- 0	0- 3		HOME		0- 0		5- 1		5- 1		
7- 3	0- 0	2- 2		AWAY		0- 0		5- 1		5- 1		
2- 0	0- 0	1- 0		NEUTRAL		0- 0		1- 0		1- 0		
<hr/>												
RPI S	Opponent	Score	RPI S	Opponent	Score	RPI S	Opponent	Score	RPI S	Opponent	Score	
16 N	Purdue	0 3	65 A	Kansas	0 3				160 A	James Madison	1 3	
37 A	Wichita St.	0 3	70 N	Michigan St.	2 3				160 H	James Madison	3 0	
			75 A	Hofstra	3 0				184 A	Northeastern	3 1	
			75 A	Hofstra	0 3				184 H	Northeastern	3 2	
			75 H	Hofstra	2 3				197 A	Delaware	3 2	
			76 N	Temple	3 1				197 H	Delaware	2 3	
			85 A	Towson	3 1				199 H	East Tenn. St.	3 2	
			85 H	Towson	0 3				206 A	Georgia St.	3 2	
			85 N	Towson	3 2				206 H	Georgia St.	3 2	
			86 A	William & Mary	0 3				206 N	Georgia St.	3 1	
			86 H	William & Mary	1 3				212 H	Liberty	3 0	
			87 A	Marquette	1 3				256 A	UNC Wilmington	3 0	
			90 N	Pacific	3 1				256 H	UNC Wilmington	3 0	
									274 A	Campbell	3 1	
									275 A	George Mason	3 0	
									275 H	George Mason	3 0	
									289 H	Radford	3 0	
									292 N	North Dakota St.	3 0	
									297 H	UNC Greensboro	3 0	
LAST 10 GAMES												
16 N	Purdue	0 3	256 H	UNC Wilmington	3 0							
85 N	Towson	3 2	160 A	James Madison	1 3							
75 A	Hofstra	3 0	275 A	George Mason	3 0							
206 N	Georgia St.	3 1	75 H	Hofstra	2 3							
206 H	Georgia St.	3 2	184 H	Northeastern	3 2							

Non-Div. I Games:

Va. Commonwealth

Average RPI Win:	190	WON-LOST RECORD	WINNING PCT. RANK	LAST 10 GAMES	STRENGTH OF SCHEDULE	OPP. STRENGTH OF SCHEDULE	TEAM RPI	ADJ RPI	CONF. RPI	ADJ CONF. RPI		
DIV. I ONLY		15- 13	.53571	133	5- 5	106	95	115	.52299	114	6	6
DIV. I NON-CONF.		8- 6	.57143	126	0- 1	137	150	127	.51689	128	8	8
<hr/>												
TOTALS	RPI 1-50	RPI 51-100		W-L RECORDS		RPI 101-158		RPI 159-999		RPI 150+		
15- 13	0- 7	1- 5		OVERALL		3- 0		11- 1		11- 1		
8- 4	0- 2	1- 2		HOME		1- 0		6- 0		6- 0		
6- 6	0- 3	0- 2		AWAY		2- 0		4- 1		4- 1		
1- 3	0- 2	0- 1		NEUTRAL		0- 0		1- 0		1- 0		
8- 6	0- 3	0- 2		NON-CONFERENCE		0- 0		8- 1		8- 1		
5- 1	0- 0	0- 1		HOME		0- 0		5- 0		5- 0		
2- 2	0- 1	0- 0		AWAY		0- 0		2- 1		2- 1		
1- 3	0- 2	0- 1		NEUTRAL		0- 0		1- 0		1- 0		
7- 7	0- 4	1- 3		CONFERENCE		3- 0		3- 0		3- 0		
3- 3	0- 2	1- 1		HOME		1- 0		1- 0		1- 0		
4- 4	0- 2	0- 2		AWAY		2- 0		2- 0		2- 0		
0- 0	0- 0	0- 0		NEUTRAL		0- 0		0- 0		0- 0		
<hr/>												
RPI S	Opponent	Score	RPI S	Opponent	Score	RPI S	Opponent	Score	RPI S	Opponent	Score	
5 A	Louisville	0 3	62 N	Kentucky	0 3	131 A	Rutgers	3 1	165 H	Brown	3 0	
6 N	Arizona	0 3	63 H	Pittsburgh	3 1	134 A	Seton Hall	3 2	166 A	Fairfield	3 1	
11 H	Notre Dame	0 3	66 A	St. John's (N.Y.)	0 3	138 H	West Virginia	3 0	174 A	Clemson	1 3	
40 A	Albany (N.Y.)	0 3	87 H	Marquette	1 3				184 H	Northeastern	3 0	
44 H	Syracuse	1 3	94 A	Villanova	0 3				185 A	South Fla.	3 0	
46 N	North Carolina	1 3	96 H	Yale	0 3				220 A	Georgetown	3 0	
50 A	Cincinnati	1 3							221 H	Manhattan	3 0	
									238 H	New Hampshire	3 0	
									240 A	Rhode Island	3 0	
									241 H	DePaul	3 0	
									255 N	Western Caro.	3 0	
									276 H	Harvard	3 0	
<hr/>												
LAST 10 GAMES												
138 H West Virginia						220 A Georgetown						
63 H Pittsburgh						87 H Marquette						
94 A Villanova						44 H Syracuse						
131 A Rutgers						40 A Albany (N.Y.)						
185 A South Fla.						66 A St. John's (N.Y.)						

Non-Div. I Games:

Connecticut

Average RPI Win:		236	WON-LOST RECORD		WINNING PCT. RANK		LAST 10 GAMES		STRENGTH OF SCHEDULE		OPP. STRENGTH OF SCHEDULE		TEAM RPI	ADJ RPI		CONF. RPI	ADJ CONF. RPI	
Average RPI Loss:		91																
DIV. I ONLY			22- 11		.66667		72	7- 3	181		220		109	.52092		115	26	26
DIV. I NON-CONF.			8- 8		.5		163	0- 1	74		173		120	.51757		127	24	24
TOTALS			RPI 1-50		RPI 51-100		W-L RECORDS		RPI 101-158		RPI 159-999		RPI 150+					
22- 11			0- 4		1- 2		OVERALL		2- 3		19- 2		19- 2					
11- 0			0- 0		1- 0		HOME		1- 0		9- 0		9- 0					
7- 8			0- 4		0- 1		AWAY		1- 1		6- 2		6- 2					
4- 3			0- 0		0- 1		NEUTRAL		0- 2		4- 0		4- 0					
8- 8			0- 4		0- 1		NON-CONFERENCE		1- 1		7- 2		7- 2					
3- 0			0- 0		0- 0		HOME		0- 0		3- 0		3- 0					
1- 6			0- 4		0- 0		AWAY		1- 0		0- 2		0- 2					
4- 2			0- 0		0- 1		NEUTRAL		0- 1		4- 0		4- 0					
14- 3			0- 0		1- 1		CONFERENCE		1- 2		12- 0		12- 0					
8- 0			0- 0		1- 0		HOME		1- 0		6- 0		6- 0					
6- 2			0- 0		0- 1		AWAY		0- 1		6- 0		6- 0					
0- 1			0- 0		0- 0		NEUTRAL		0- 1		0- 0		0- 0					
RPI	S	Opponent		Score		RPI	S	Opponent		Score		RPI	S	Opponent		Score		
5	A	Louisville		0	3	72	N	UTEP		0	3	105	N	Wake Forest		0	3	
12	A	Ohio		0	3	91	A	Eastern Ky.		0	3	118	A	Jacksonville St.		0	3	
28	A	Western Ky.		0	3	91	H	Eastern Ky.		3	0	118	H	Jacksonville St.		3	0	
43	A	Middle Tenn.		0	3							118	N	Jacksonville St.		0	3	
												150	A	Belmont		3	2	

Non-Div. I Games:

Tennessee St.

Average RPI Win: 173		WON-LOST RECORD		WINNING PCT. RANK		LAST 10 GAMES		STRENGTH OF SCHEDULE		OPP. STRENGTH OF SCHEDULE		TEAM RPI		ADJ RPI		CONF. RPI		ADJ CONF. RPI				
DIV. I ONLY		14- 19		.42424 193		1- 9		73		42		122		.52058 116		1		1				
DIV. I NON-CONF.		10- 3		.76923 52		0- 0		190		216		90		.54647 90		1		1				
TOTALS		RPI 1-50		RPI 51-100		W-L RECORDS		RPI 101-158		RPI 159-999		RPI 150+										
14- 19		1- 11		2- 6		OVERALL		4- 2		7- 0		7- 0										
4- 9		0- 6		0- 3		HOME		3- 0		1- 0		1- 0										
5- 8		1- 5		2- 3		AWAY		1- 0		1- 0		1- 0										
5- 2		0- 0		0- 0		NEUTRAL		0- 2		5- 0		5- 0										
10- 3		0- 0		1- 1		NON-CONFERENCE		2- 2		7- 0		7- 0										
3- 0		0- 0		0- 0		HOME		2- 0		1- 0		1- 0										
2- 1		0- 0		1- 1		AWAY		0- 0		1- 0		1- 0										
5- 2		0- 0		0- 0		NEUTRAL		0- 2		5- 0		5- 0										
4- 16		1- 11		1- 5		CONFERENCE		2- 0		0- 0		0- 0										
1- 9		0- 6		0- 3		HOME		1- 0		0- 0		0- 0										
3- 7		1- 5		1- 2		AWAY		1- 0		0- 0		0- 0										
0- 0		0- 0		0- 0		NEUTRAL		0- 0		0- 0		0- 0										
RPI	S	Opponent		Score		RPI	S	Opponent		Score		RPI	S	Opponent		Score						
2	A	Penn St.		0	3	58	A	Michigan		1	3	101	H	UNI		3	2	199	N	East Tenn. St.	3	1
2	H	Penn St.		0	3	58	H	Michigan		1	3	105	N	Wake Forest		0	3	209	N	IUPUI	3	2
13	A	Wisconsin		0	3	70	A	Michigan St.		2	3	117	N	Ark.-Little Rock		2	3	238	N	New Hampshire	3	0
13	H	Wisconsin		0	3	70	H	Michigan St.		2	3	128	H	Wis.-Milwaukee		3	2	247	N	N.C. A&T	3	0
16	A	Purdue		0	3	71	A	Illinois		3	0	140	A	Indiana		3	1	262	N	Tex.-Pan American	3	0
16	H	Purdue		0	3	71	H	Illinois		1	3	140	H	Indiana		3	2	269	H	Drake	3	0
17	A	Ohio St.		0	3	87	A	Marquette		1	3											
17	H	Ohio St.		1	3	98	A	Coastal Caro.		3	0											
20	A	Minnesota		0	3	LAST 10 GAMES																
20	H	Minnesota		0	3																	
38	A	Northwestern		3	0																	
38	H	Northwestern		0	3																	
						71	H	Illinois		1	3	13	H	Wisconsin		0	3					
						16	H	Purdue		0	3	58	A	Michigan		1	3					
						2	A	Penn St.		0	3	70	A	Michigan St.		2	3					
						17	A	Ohio St.		0	3	140	H	Indiana		3	2					
						38	H	Northwestern		0	3	20	H	Minnesota		0	3					

Average RPI Win:	215	WON-LOST	WINNING	LAST 10	STRENGTH OF	OPP. STRENGTH	TEAM	ADJ	CONF.	ADJ CONF.	
Average RPI Loss:	78	RECORD	PCT. RANK	GAMES	SCHEDULE	OF SCHEDULE	RPI	RPI	RPI	RPI	
DIV. I ONLY	18- 12	.6 105	6- 4	141	158	117	.51959	117	16	17	
DIV. I NON-CONF.	8- 6	.57143 126	0- 0	227	165	174	.4834	169	18	18	
<hr/>											
TOTALS	RPI 1-50	RPI 51-100	W-L RECORDS	RPI 101-158	RPI 159-999	RPI 150+					
18- 12	0- 7	0- 0	OVERALL	3- 3	15- 2	15- 2					
4- 3	0- 2	0- 0	HOME	1- 1	3- 0	3- 0					
6- 5	0- 3	0- 0	AWAY	1- 0	5- 2	5- 2					
8- 4	0- 2	0- 0	NEUTRAL	1- 2	7- 0	7- 0					
8- 6	0- 2	0- 0	NON-CONFERENCE	2- 3	6- 1	6- 1					
0- 1	0- 0	0- 0	HOME	0- 1	0- 0	0- 0					
2- 2	0- 1	0- 0	AWAY	1- 0	1- 1	1- 1					
6- 3	0- 1	0- 0	NEUTRAL	1- 2	5- 0	5- 0					
10- 6	0- 5	0- 0	CONFERENCE	1- 0	9- 1	9- 1					
4- 2	0- 2	0- 0	HOME	1- 0	3- 0	3- 0					
4- 3	0- 2	0- 0	AWAY	0- 0	4- 1	4- 1					
2- 1	0- 1	0- 0	NEUTRAL	0- 0	2- 0	2- 0					
RPI S	Opponent	Score	RPI S	Opponent	Score	RPI S	Opponent	Score	RPI S	Opponent	Score
27 N	Kansas St.	0 3				105 N	Wake Forest	2 3	162 A	Florida Int'l	0 3
28 A	Western Ky.	0 3				111 A	Mississippi St.	3 2	162 H	Florida Int'l	3 1
28 H	Western Ky.	0 3				116 N	Iowa	3 2	177 A	North Texas	3 2
28 N	Western Ky.	0 3				121 H	Denver	3 2	177 N	North Texas	3 0
43 A	Middle Tenn.	0 3				122 N	St. Louis	1 3	179 A	Memphis	0 3
43 H	Middle Tenn.	1 3				127 H	Oral Roberts	0 3	188 N	Alabama A&M	3 0
48 A	Missouri St.	0 3							212 A	Arkansas St.	3 0
									212 H	Arkansas St.	3 0
									219 N	Southeast Mo. St.	3 2
									232 A	Troy	3 0
									260 H	La.-Lafayette	3 0
									260 N	La.-Lafayette	3 0
									272 A	South Ala.	3 0
									278 A	Texas-Arlington	3 1
									287 N	Tenn.-Martin	3 0
									287 N	Tenn.-Martin	3 0
									307 N	Ark.-Pine Bluff	3 0
			LAST 10 GAMES								
	28 N	Western Ky.	0 3	121 H	Denver	3 2					
	177 N	North Texas	3 0	212 A	Arkansas St.	3 0					
	162 A	Florida Int'l	0 3	272 A	South Ala.	3 0					
	28 A	Western Ky.	0 3	232 A	Troy	3 0					
	43 A	Middle Tenn.	0 3	260 H	La.-Lafayette	3 0					

Non-Div. I Games:

Ark.-Little Rock

Average RPI Win:	219	WON-LOST RECORD	WINNING PCT. RANK	LAST 10 GAMES	STRENGTH OF SCHEDULE	OPP. STRENGTH OF SCHEDULE	TEAM RPI	ADJ RPI	CONF. RPI	ADJ CONF. RPI		
DIV. I ONLY		19- 11	.63333	88	9- 1	147	208	111	.51843	118	26	26
DIV. I NON-CONF.		3- 8	.27273	248	0- 1	76	88	184	.47036	185	24	24

TOTALS	RPI 1-50	RPI 51-100		W-L RECORDS		RPI 101-158		RPI 159-999		RPI 150+		
19- 11	0- 3	1- 3		OVERALL		2- 3		16- 2		16- 3		
8- 1	0- 0	0- 0		HOME		1- 0		7- 1		7- 1		
7- 6	0- 2	0- 2		AWAY		0- 1		7- 1		7- 1		
4- 4	0- 1	1- 1		NEUTRAL		1- 2		2- 0		2- 1		
3- 8	0- 3	0- 2		NON-CONFERENCE		0- 2		3- 1		3- 2		
1- 0	0- 0	0- 0		HOME		0- 0		1- 0		1- 0		
1- 4	0- 2	0- 1		AWAY		0- 0		1- 1		1- 1		
1- 4	0- 1	0- 1		NEUTRAL		0- 2		1- 0		1- 1		
16- 3	0- 0	1- 1		CONFERENCE		2- 1		13- 1		13- 1		
7- 1	0- 0	0- 0		HOME		1- 0		6- 1		6- 1		
6- 2	0- 0	0- 1		AWAY		0- 1		6- 0		6- 0		
3- 0	0- 0	1- 0		NEUTRAL		1- 0		1- 0		1- 0		

RPI	S	Opponent	Score	RPI	S	Opponent	Score	RPI	S	Opponent	Score	
7	A	Tennessee	0 3	91	A	Eastern Ky.	1 3	115	A	Tennessee St.	0 3	
35	N	LSU	1 3	91	N	Eastern Ky.	3 2	115	H	Tennessee St.	3 0	
50	A	Cincinnati	0 3	92	N	Xavier	0 3	115	N	Tennessee St.	3 0	
				93	A	Miami (Fla.)	0 3	128	N	Wis.-Milwaukee	1 3	
								155	N	George Washington	0 3	

Non-Div. I Games:

Jacksonville St.

Average RPI Win:	201	WON-LOST	WINNING	LAST 10	STRENGTH OF	OPP. STRENGTH	TEAM	ADJ	CONF.	ADJ CONF.			
Average RPI Loss:	63	RECORD	PCT. RANK	GAMES	SCHEDULE	OF SCHEDULE	RPI	RPI	RPI	RPI			
DIV. I ONLY	18- 13	.58065	112	6- 4	163	113	121	.5178	119	10	11		
DIV. I NON-CONF.	7- 5	.58333	119	0- 0	248	219	181	.47458	181	10	10		
<hr/>													
TOTALS	RPI 1-50	RPI 51-100		W-L RECORDS	RPI 101-158		RPI 159-999		RPI 150+				
18- 13	0- 6	2- 4		OVERALL	2- 2		14- 1		14- 1				
11- 4	0- 2	2- 2		HOME	1- 0		8- 0		8- 0				
6- 6	0- 3	0- 2		AWAY	1- 1		5- 0		5- 0				
1- 3	0- 1	0- 0		NEUTRAL	0- 1		1- 1		1- 1				
<hr/>													
7- 5	0- 2	0- 0		NON-CONFERENCE	1- 2		6- 1		6- 1				
4- 0	0- 0	0- 0		HOME	0- 0		4- 0		4- 0				
2- 2	0- 1	0- 0		AWAY	1- 1		1- 0		1- 0				
1- 3	0- 1	0- 0		NEUTRAL	0- 1		1- 1		1- 1				
<hr/>													
11- 8	0- 4	2- 4		CONFERENCE	1- 0		8- 0		8- 0				
7- 4	0- 2	2- 2		HOME	1- 0		4- 0		4- 0				
4- 4	0- 2	0- 2		AWAY	0- 0		4- 0		4- 0				
0- 0	0- 0	0- 0		NEUTRAL	0- 0		0- 0		0- 0				
<hr/>													
RPI S	Opponent	Score	RPI S	Opponent	Score	RPI S	Opponent	Score	RPI S	Opponent	Score		
12 A	Ohio	0 3	51 A	Eastern Mich.	0 3	101 N	UNI	0 3	159 A	Northern Ill.	3 2		
12 H	Ohio	0 3	51 H	Eastern Mich.	1 3	103 H	Bowling Green	3 0	159 H	Northern Ill.	3 0		
17 A	Ohio St.	0 3	61 A	Western Mich.	1 3	128 A	Wis.-Milwaukee	1 3	168 A	Kent St.	3 2		
39 N	Alabama	1 3	61 H	Western Mich.	3 0	135 A	Cleveland St.	3 2	187 A	Buffalo	3 2		
49 A	Ball St.	1 3	61 H	Western Mich.	0 3				189 N	Washington St.	0 3		
49 H	Ball St.	0 3	78 H	Miami (Ohio)	3 0				191 H	Akron	3 0		
									215 N	Idaho St.	3 2		
									246 A	Central Mich.	3 1		
									246 H	Central Mich.	3 0		
									246 H	Central Mich.	3 0		
									257 A	UC Davis	3 0		
									280 H	St. Francis (Pa.)	3 0		
									294 H	Youngstown St.	3 0		
									296 H	Chicago St.	3 0		
									298 H	Fairleigh Dickinson	3 0		
<hr/>													
LAST 10 GAMES													
12 H Ohio						0 3	49 H Ball St.						0 3
61 H Western Mich.						3 0	187 A Buffalo						3 2
246 H Central Mich.						3 0	159 H Northern Ill.						3 0
51 A Eastern Mich.						0 3	61 H Western Mich.						0 3
246 A Central Mich.						3 1	246 H Central Mich.						3 0

Non-Div. I Games:

Toledo

Average RPI Win:	162	WON-LOST RECORD		WINNING PCT. RANK		LAST 10 GAMES		STRENGTH OF SCHEDULE		OPP. STRENGTH OF SCHEDULE		TEAM RPI		ADJ RPI		CONF. RPI		ADJ CONF. RPI							
DIV. I ONLY		13- 17		.43333	190	7- 3		84		56		131		.51763	120	11		10							
DIV. I NON-CONF.		2- 6		.25	253	0- 0		68		6		177		.48997	162	6		6							
<hr/>																									
TOTALS		RPI 1-50		RPI 51-100		W-L RECORDS		RPI 101-158		RPI 159-999		RPI 150+													
13- 17		1- 8		2- 7		OVERALL		3- 1		7- 1		7- 1													
7- 8		1- 2		0- 5		HOME		2- 0		4- 1		4- 1													
6- 7		0- 5		2- 1		AWAY		1- 1		3- 0		3- 0													
0- 2		0- 1		0- 1		NEUTRAL		0- 0		0- 0		0- 0													
2- 6		0- 3		0- 3		NON-CONFERENCE		0- 0		2- 0		2- 0													
2- 2		0- 0		0- 2		HOME		0- 0		2- 0		2- 0													
0- 2		0- 2		0- 0		AWAY		0- 0		0- 0		0- 0													
0- 2		0- 1		0- 1		NEUTRAL		0- 0		0- 0		0- 0													
11- 11		1- 5		2- 4		CONFERENCE		3- 1		5- 1		5- 1													
5- 6		1- 2		0- 3		HOME		2- 0		2- 1		2- 1													
6- 5		0- 3		2- 1		AWAY		1- 1		3- 0		3- 0													
0- 0		0- 0		0- 0		NEUTRAL		0- 0		0- 0		0- 0													
RPI	S	Opponent		Score		RPI	S	Opponent		Score		RPI	S	Opponent		Score									
4	A	Florida		0	3	60	N	Houston		2	3	105	A	Wake Forest		0	3	174	A	Clemson	3	1			
20	N	Minnesota		0	3	63	H	Pittsburgh		2	3	105	H	Wake Forest		3	0	174	H	Clemson	2	3			
25	A	Maryland		0	3	68	H	South Carolina		1	3	146	A	Virginia Tech		3	0	185	H	South Fla.	3	1			
25	H	Maryland		1	3	74	A	Virginia		2	3	146	H	Virginia Tech		3	0	208	A	Boston College	3	1			
27	A	Kansas St.		0	3	74	H	Virginia		1	3							208	H	Boston College	3	2			
32	A	Duke		0	3	93	A	Miami (Fla.)		3	2							230	H	Mercer	3	0			
32	H	Duke		2	3	93	H	Miami (Fla.)		1	3							237	A	North Carolina St.	3	0			
46	A	North Carolina		1	3	95	A	Georgia Tech		3	0							237	H	North Carolina St.	3	0			
46	H	North Carolina		3	2	95	H	Georgia Tech		2	3														
<hr/>																									
LAST 10 GAMES																									
105 H Wake Forest						3		0		146 A Virginia Tech						3		0							
32 H Duke						2		3		74 A Virginia						2		3							
46 H North Carolina						3		2		95 A Georgia Tech						3		0							
237 H North Carolina St.						3		0		174 A Clemson						3		1							
93 A Miami (Fla.)						3		2		25 H Maryland						1		3							

Average RPI Win:	193	WON-LOST	WINNING	LAST 10	STRENGTH OF	OPP. STRENGTH	TEAM	ADJ	CONF.	ADJ CONF.	
Average RPI Loss:	108	RECORD	PCT. RANK	GAMES	SCHEDULE	OF SCHEDULE	RPI	RPI	RPI	RPI	
DIV. I ONLY	17- 11	.60714	102	6- 4	126	145	106	.51752	121	16	17
DIV. I NON-CONF.	8- 6	.57143	126	1- 1	131	102	120	.51197	132	18	18
<hr/>											
TOTALS	RPI 1-50	RPI 51-100		W-L RECORDS	RPI 101-158		RPI 159-999		RPI 150+		
17- 11	1- 5	0- 0		OVERALL	1- 2		15- 4		15- 5		
11- 3	1- 1	0- 0		HOME	0- 1		10- 1		10- 2		
4- 6	0- 3	0- 0		AWAY	0- 1		4- 2		4- 2		
2- 2	0- 1	0- 0		NEUTRAL	1- 0		1- 1		1- 1		
<hr/>											
8- 6	1- 2	0- 0		NON-CONFERENCE	1- 1		6- 3		6- 4		
6- 3	1- 1	0- 0		HOME	0- 1		5- 1		5- 2		
1- 1	0- 0	0- 0		AWAY	0- 0		1- 1		1- 1		
1- 2	0- 1	0- 0		NEUTRAL	1- 0		0- 1		0- 1		
<hr/>											
9- 5	0- 3	0- 0		CONFERENCE	0- 1		9- 1		9- 1		
5- 0	0- 0	0- 0		HOME	0- 0		5- 0		5- 0		
3- 5	0- 3	0- 0		AWAY	0- 1		3- 1		3- 1		
1- 0	0- 0	0- 0		NEUTRAL	0- 0		1- 0		1- 0		
<hr/>											
RPI S	Opponent	Score	RPI S	Opponent	Score	RPI S	Opponent	Score	RPI S	Opponent	Score
4 H	Florida	0 3				103 N	Bowling Green	3 0	159 H	Northern Ill.	3 0
26 N	Col. of Charleston	1 3				117 A	Ark.-Little Rock	2 3	160 N	James Madison	2 3
28 A	Western Ky.	0 3				156 H	TCU	2 3	161 H	Northern Colo.	3 1
41 H	Colorado St.	3 1							162 H	Florida Int'l	3 0
43 A	Middle Tenn.	1 3							162 N	Florida Int'l	3 0
43 A	Middle Tenn.	0 3							173 H	Jacksonville	3 0
									177 A	North Texas	0 3
									177 H	North Texas	3 0
									198 H	Montana	3 0
									201 H	Portland	3 0
									212 H	Arkansas St.	3 0
									215 H	Idaho St.	0 3
									216 A	Ill.-Chicago	2 3
									232 A	Troy	3 1
									232 H	Troy	3 0
									260 A	La.-Lafayette	3 0
									266 A	Air Force	3 0
									272 A	South Ala.	3 0
									272 H	South Ala.	3 1
<hr/>											
			LAST 10 GAMES								
4 H	Florida	0 3	232 H	Troy	3 0						
161 H	Northern Colo.	3 1	272 H	South Ala.	3 1						
43 A	Middle Tenn.	0 3	177 A	North Texas	0 3						
162 N	Florida Int'l	3 0	117 A	Ark.-Little Rock	2 3						
260 A	La.-Lafayette	3 0	162 H	Florida Int'l	3 0						

Non-Div. I Games:

Denver

Average RPI Win:		167	WON-LOST RECORD		WINNING PCT. RANK		LAST 10 GAMES		STRENGTH OF SCHEDULE		OPP. STRENGTH OF SCHEDULE		TEAM RPI		ADJ RPI		CONF. RPI		ADJ CONF. RPI	
DIV. I ONLY			14- 16		.46667		175		4- 6		62		117		118		.51749		122	
DIV. I NON-CONF.			8- 9		.47059		180		1- 1		47		82		96		.54116		95	
TOTALS		RPI 1-50		RPI 51-100		W-L RECORDS		RPI 101-158		RPI 159-999		RPI 150+								
14- 16		1- 4		1- 9		OVERALL		6- 1		6- 2		8- 3								
6- 4		0- 1		1- 2		HOME		3- 0		2- 1		3- 1								
4- 9		1- 1		0- 6		AWAY		2- 1		1- 1		2- 2								
4- 3		0- 2		0- 1		NEUTRAL		1- 0		3- 0		3- 0								
8- 9		1- 4		1- 4		NON-CONFERENCE		2- 0		4- 1		4- 1								
3- 2		0- 1		1- 0		HOME		1- 0		1- 1		1- 1								
1- 4		1- 1		0- 3		AWAY		0- 0		0- 0		0- 0								
4- 3		0- 2		0- 1		NEUTRAL		1- 0		3- 0		3- 0								
6- 7		0- 0		0- 5		CONFERENCE		4- 1		2- 1		4- 2								
3- 2		0- 0		0- 2		HOME		2- 0		1- 0		2- 0								
3- 5		0- 0		0- 3		AWAY		2- 1		1- 1		2- 2								
0- 0		0- 0		0- 0		NEUTRAL		0- 0		0- 0		0- 0								
RPI	S	Opponent		Score		RPI	S	Opponent		Score		RPI	S	Opponent		Score				
11	A	Notre Dame		0	3	51	N	Eastern Mich.		0	3	107	H	Illinois St.		3	2			
16	N	Purdue		0	3	54	A	Dayton		2	3	117	N	Ark.-Little Rock		3	1			
27	N	Kansas St.		0	3	54	H	Dayton		1	3	130	A	Charlotte		3	1			
30	A	Arkansas		3	2	65	A	Kansas		0	3	142	H	Fordham		3	2			
43	H	Middle Tenn.		1	3	76	A	Temple		0	3	153	A	Duquesne		0	3			
						80	A	Valparaiso		0	3	153	H	Duquesne		3	0			
						82	H	IPFW		3	1	155	A	George Washington		3	1			
						90	A	Pacific		1	3									
						92	A	Xavier		1	3									
						92	H	Xavier		1	3									
LAST 10 GAMES																				
						240	A	Rhode Island		2	3	82	H	IPFW		3	1			
						153	H	Duquesne		3	0	240	H	Rhode Island		3	1			
						92	H	Xavier		1	3	142	H	Fordham		3	2			
						54	H	Dayton		1	3	54	A	Dayton		2	3			
						11	A	Notre Dame		0	3	92	A	Xavier		1	3			

Non-Div. I Games:

St. Louis

Average RPI Win: 151		WON-LOST	WINNING	LAST 10	STRENGTH OF		OPP. STRENGTH	TEAM	ADJ	CONF.	ADJ CONF.	
Average RPI Loss: 56		RECORD	PCT. RANK	GAMES	SCHEDULE		OF SCHEDULE	RPI	RPI	RPI	RPI	
DIV. I ONLY		10- 18	.35714	221	34		41	124	.51699	123	4	5
DIV. I NON-CONF.		5- 6	.45455	189	86		75	128	.51769	126	4	4
<hr/>												
TOTALS		RPI 1-50	RPI 51-100		W-L RECORDS		RPI 101-158		RPI 159-999		RPI 150+	
10- 18		0- 10	3- 3		OVERALL		3- 4		4- 1		5- 1	
7- 8		0- 5	2- 2		HOME		2- 1		3- 0		3- 0	
3- 6		0- 3	1- 1		AWAY		1- 2		1- 0		2- 0	
0- 4		0- 2	0- 0		NEUTRAL		0- 1		0- 1		0- 1	
5- 6		0- 2	1- 1		NON-CONFERENCE		2- 2		2- 1		2- 1	
5- 2		0- 1	1- 1		HOME		2- 0		2- 0		2- 0	
0- 1		0- 0	0- 0		AWAY		0- 1		0- 0		0- 0	
0- 3		0- 1	0- 0		NEUTRAL		0- 1		0- 1		0- 1	
5- 12		0- 8	2- 2		CONFERENCE		1- 2		2- 0		3- 0	
2- 6		0- 4	1- 1		HOME		0- 1		1- 0		1- 0	
3- 5		0- 3	1- 1		AWAY		1- 1		1- 0		2- 0	
0- 1		0- 1	0- 0		NEUTRAL		0- 0		0- 0		0- 0	
RPI	S	Opponent	Score	RPI	S	Opponent	Score	RPI	S	Opponent	Score	
4	A	Florida	0 3	58	H	Michigan	2 3	108	N	San Diego St.	0 3	
4	H	Florida	0 3	62	A	Kentucky	1 3	111	A	Mississippi St.	1 3	
4	N	Florida	0 3	62	H	Kentucky	0 3	111	H	Mississippi St.	2 3	
5	N	Louisville	0 3	68	A	South Carolina	3 2	125	A	Texas Tech	1 3	
7	A	Tennessee	0 3	68	H	South Carolina	3 2	130	H	Charlotte	3 0	
7	H	Tennessee	0 3	95	H	Georgia Tech	3 0	139	H	Ga. Southern	3 1	
30	H	Arkansas	2 3					157	A	Auburn	3 1	
35	H	LSU	0 3									
39	A	Alabama	2 3									
43	H	Middle Tenn.	2 3									
<hr/>												
LAST 10 GAMES												
		5 N Louisville	0 3			111 A Mississippi St.	1 3					
		4 N Florida	0 3			157 A Auburn	3 1					
		214 H Mississippi	3 0			68 A South Carolina	3 2					
		111 H Mississippi St.	2 3			7 A Tennessee	0 3					
		39 A Alabama	2 3			30 H Arkansas	2 3					

Non-Div. I Games:

Georgia

Average RPI Win:		201	WON-LOST		WINNING		LAST 10		STRENGTH OF		OPP. STRENGTH		TEAM		ADJ		CONF.		ADJ CONF.		
RPI Loss:		66	RECORD		PCT. RANK		GAMES		SCHEDULE		OF SCHEDULE		RPI		RPI		RPI		RPI		
DIV. I ONLY			16- 14		.53333 136		6- 4		138		118		128		.51481 124		17		16		
DIV. I NON-CONF.			6- 5		.54545 145		0- 0		50		32		73		.56634 72		15		15		
TOTALS		RPI 1-50		RPI 51-100		W-L RECORDS		RPI 101-158		RPI 159-999		RPI 150+									
16- 14		0- 8		1- 1		OVERALL		3- 4		12- 1		12- 1									
6- 6		0- 2		0- 1		HOME		0- 2		6- 1		6- 1									
7- 6		0- 5		0- 0		AWAY		2- 1		5- 0		5- 0									
3- 2		0- 1		1- 0		NEUTRAL		1- 1		1- 0		1- 0									
6- 5		0- 4		1- 1		NON-CONFERENCE		2- 0		3- 0		3- 0									
2- 1		0- 0		0- 1		HOME		0- 0		2- 0		2- 0									
1- 3		0- 3		0- 0		AWAY		1- 0		0- 0		0- 0									
3- 1		0- 1		1- 0		NEUTRAL		1- 0		1- 0		1- 0									
10- 9		0- 4		0- 0		CONFERENCE		1- 4		9- 1		9- 1									
4- 5		0- 2		0- 0		HOME		0- 2		4- 1		4- 1									
6- 3		0- 2		0- 0		AWAY		1- 1		5- 0		5- 0									
0- 1		0- 0		0- 0		NEUTRAL		0- 1		0- 0		0- 0									
RPI	S	Opponent			Score		RPI	S	Opponent			Score		RPI	S	Opponent			Score		
1	A	Nebraska			0	3	69	H	Iowa St.			0	3	101	A	UNI			3	2	
10	N	Stanford			0	3	87	N	Marquette			3	2	101	H	UNI			1	3	
27	A	Kansas St.			0	3							101	N	UNI			0	3		
37	A	Wichita St.			1	3							107	A	Illinois St.			0	3		
37	H	Wichita St.			0	3							107	H	Illinois St.			2	3		
45	A	Colorado			1	3							108	A	San Diego St.			3	0		
48	A	Missouri St.			1	3							133	N	UC Riverside			3	0		
48	H	Missouri St.			0	3															

Non-Div. I Games:

Creighton

Average RPI Win:		110	WON-LOST RECORD		WINNING PCT. RANK	LAST 10 GAMES	STRENGTH OF SCHEDULE		OPP. STRENGTH OF SCHEDULE	TEAM RPI	ADJ RPI	CONF. RPI	ADJ CONF. RPI
Average RPI Loss:		56											
DIV. I ONLY		11- 20			.35484 225	0- 10	42		25	127	.51464 125	3	3
DIV. I NON-CONF.		7- 4			.63636 93	0- 0	93		70	74	.56165 75	2	2
TOTALS		RPI 1-50	RPI 51-100		W-L RECORDS		RPI 101-158		RPI 159-999		RPI 150+		
11- 20		1- 11	3- 5		OVERALL		6- 3		1- 1		2- 1		
5- 7		0- 4	2- 1		HOME		3- 1		0- 1		0- 1		
3- 12		0- 6	1- 4		AWAY		2- 2		0- 0		1- 0		
3- 1		1- 1	0- 0		NEUTRAL		1- 0		1- 0		1- 0		
7- 4		0- 2	1- 1		NON-CONFERENCE		5- 0		1- 1		2- 1		
2- 1		0- 0	0- 0		HOME		2- 0		0- 1		0- 1		
3- 2		0- 1	1- 1		AWAY		2- 0		0- 0		1- 0		
2- 1		0- 1	0- 0		NEUTRAL		1- 0		1- 0		1- 0		
4- 16		1- 9	2- 4		CONFERENCE		1- 3		0- 0		0- 0		
3- 6		0- 4	2- 1		HOME		1- 1		0- 0		0- 0		
0- 10		0- 5	0- 3		AWAY		0- 2		0- 0		0- 0		
1- 0		1- 0	0- 0		NEUTRAL		0- 0		0- 0		0- 0		
RPI S	Opponent	Score	RPI S	Opponent	Score	RPI S	Opponent	Score	RPI S	Opponent	Score		
1 A	Nebraska	0 3	59 A	Texas A&M	0 3	108 H	San Diego St.	3 1	190 N	Stony Brook	3 0		
1 H	Nebraska	0 3	59 H	Texas A&M	3 2	110 A	Baylor	2 3	194 H	Boise St.	1 3		
8 A	Missouri	0 3	60 A	Houston	1 3	110 H	Baylor	1 3					
8 H	Missouri	2 3	65 A	Kansas	0 3	112 A	Southern Methodist	3 0					
19 A	Texas	0 3	65 H	Kansas	3 0	123 H	Georgia	3 1					
19 H	Texas	1 3	69 A	Iowa St.	0 3	127 N	Oral Roberts	3 1					
27 A	Kansas St.	0 3	69 H	Iowa St.	0 3	147 A	Oklahoma	2 3					
27 H	Kansas St.	1 3	84 A	Rice	3 2	147 H	Oklahoma	3 0					
37 N	Wichita St.	0 3				154 A	Wyoming	3 0					
41 A	Colorado St.	0 3											
45 A	Colorado	0 3											
45 N	Colorado	3 2											
LAST 10 GAMES													
			110 A	Baylor	2 3	27 H	Kansas St.	1 3					
			59 A	Texas A&M	0 3	45 A	Colorado	0 3					
			69 H	Iowa St.	0 3	8 A	Missouri	0 3					
			19 A	Texas	0 3	1 H	Nebraska	0 3					
			65 A	Kansas	0 3	147 A	Oklahoma	2 3					

Non-Div. I Games:

Texas Tech

Average RPI Win:	220	WON-LOST RECORD	WINNING PCT. RANK	LAST 10 GAMES	STRENGTH OF SCHEDULE	OPP. STRENGTH OF SCHEDULE	TEAM RPI	ADJ RPI	CONF. RPI	ADJ CONF. RPI					
DIV. I ONLY		15- 15	.5	155	6- 4	109	110	129	.51433	126	14	14			
DIV. I NON-CONF.		7- 7	.5	163	1- 0	98	63	119	.52792	114	14	14			
<hr/>															
TOTALS	RPI 1-50	RPI 51-100		W-L RECORDS		RPI 101-158		RPI 159-999		RPI 150+					
15- 15	0- 8	0- 4		OVERALL		1- 2		14- 1		15- 1					
7- 5	0- 3	0- 1		HOME		0- 1		7- 0		7- 0					
4- 8	0- 4	0- 2		AWAY		0- 1		4- 1		4- 1					
4- 2	0- 1	0- 1		NEUTRAL		1- 0		3- 0		4- 0					
7- 7	0- 5	0- 2		NON-CONFERENCE		1- 0		6- 0		7- 0					
3- 2	0- 2	0- 0		HOME		0- 0		3- 0		3- 0					
1- 3	0- 2	0- 1		AWAY		0- 0		1- 0		1- 0					
3- 2	0- 1	0- 1		NEUTRAL		1- 0		2- 0		3- 0					
8- 8	0- 3	0- 2		CONFERENCE		0- 2		8- 1		8- 1					
4- 3	0- 1	0- 1		HOME		0- 1		4- 0		4- 0					
3- 5	0- 2	0- 1		AWAY		0- 1		3- 1		3- 1					
1- 0	0- 0	0- 0		NEUTRAL		0- 0		1- 0		1- 0					
<hr/>															
RPI	S	Opponent	Score	RPI	S	Opponent	Score	RPI	S	Opponent	Score				
3	A	Washington	0 3	65	N	Kansas	1 3	132	A	Portland St.	1 3	161	H	Northern Colo.	3 1
8	H	Missouri	0 3	67	A	Nevada	1 3	132	H	Portland St.	2 3	191	N	Akron	3 1
13	H	Wisconsin	0 3	73	A	Eastern Wash.	1 3	154	N	Wyoming	3 2	193	A	Weber St.	2 3
22	A	Brigham Young	0 3	73	H	Eastern Wash.	2 3					193	H	Weber St.	3 0
29	N	California	0 3									198	A	Montana	3 1
31	A	Sacramento St.	0 3									198	H	Montana	3 0
31	A	Sacramento St.	1 3									207	A	Utah Valley St.	3 1
31	H	Sacramento St.	0 3									215	A	Idaho St.	3 0
												215	H	Idaho St.	3 1
												215	N	Idaho St.	3 2
												253	A	Northern Ariz.	3 0
												253	H	Northern Ariz.	3 0
												257	H	UC Davis	3 0
												292	H	North Dakota St.	3 0
												293	N	Gardner-Webb	3 0
<hr/>															
LAST 10 GAMES															
		31 A Sacramento St.	0 3			132 A Portland St.	1 3								
		215 N Idaho St.	3 2			292 H North Dakota St.	3 0								
		193 H Weber St.	3 0			198 A Montana	3 1								
		215 H Idaho St.	3 1			31 H Sacramento St.	0 3								
		73 A Eastern Wash.	1 3			253 H Northern Ariz.	3 0								

Non-Div. I Games:

Montana St.

Average RPI Win:		213	WON-LOST RECORD		WINNING PCT. RANK		LAST 10 GAMES		STRENGTH OF SCHEDULE		OPP. STRENGTH OF SCHEDULE		TEAM RPI		ADJ RPI		CONF. RPI		ADJ CONF. RPI				
Average RPI Loss:		105																					
DIV. I ONLY			22- 11		.66667	72	7- 3		223	193	125	.51415	127	28	28								
DIV. I NON-CONF.			9- 8		.52941	158	1- 1		156	81	140	.51034	136	26	26								
TOTALS		RPI 1-50		RPI 51-100			W-L RECORDS			RPI 101-158			RPI 159-999			RPI 150+							
22- 11	1- 3				2- 2	OVERALL			2- 4			17- 2			17- 2								
8- 2	0- 1				2- 0	HOME			1- 0			5- 1			5- 1								
8- 7	0- 2				0- 2	AWAY			1- 2			7- 1			7- 1								
6- 2	1- 0				0- 0	NEUTRAL			0- 2			5- 0			5- 0								
9- 8	1- 3				1- 0	NON-CONFERENCE			2- 4			5- 1			5- 1								
2- 1	0- 1				1- 0	HOME			1- 0			0- 0			0- 0								
2- 5	0- 2				0- 0	AWAY			1- 2			1- 1			1- 1								
5- 2	1- 0				0- 0	NEUTRAL			0- 2			4- 0			4- 0								
13- 3	0- 0				1- 2	CONFERENCE			0- 0			12- 1			12- 1								
6- 1	0- 0				1- 0	HOME			0- 0			5- 1			5- 1								
6- 2	0- 0				0- 2	AWAY			0- 0			6- 0			6- 0								
1- 0	0- 0				0- 0	NEUTRAL			0- 0			1- 0			1- 0								
RPI	S	Opponent		Score		RPI	S	Opponent		Score		RPI	S	Opponent		Score							
30	A	Arkansas		0	3	77	H	Tulsa		3	1	104	N	Idaho		1	3	177	A	North Texas	3	0	
37	H	Wichita St.		1	3	80	A	Valparaiso		1	3	112	A	Southern Methodist		1	3	187	N	Buffalo	3	1	
44	N	Syracuse		3	1	80	A	Valparaiso		1	3	117	A	Ark.-Little Rock		3	0	189	A	Washington St.	1	3	
48	A	Missouri St.		0	3	80	H	Valparaiso		3	2	125	N	Texas Tech		1	3	190	N	Stony Brook	3	1	
												129	A	New Mexico		2	3	209	A	IUPUI	3	2	
												147	H	Oklahoma		3	2	209	H	IUPUI	3	0	
																		222	A	Western Ill.	3	1	
																		222	H	Western Ill.	2	3	
																		222	N	Western Ill.	3	1	
																		250	A	UMKC	3	1	
																		250	H	UMKC	3	0	
																		271	N	Delaware St.	3	0	
																		273	A	Oakland	3	0	
																		273	H	Oakland	3	0	
																		292	N	North Dakota St.	3	0	
																		296	A	Chicago St.	3	0	
																		296	H	Chicago St.	3	0	
																		301	A	Centenary (La.)	3	0	
																		301	H	Centenary (La.)	3	0	
						LAST 10 GAMES																	
						80 A Valparaiso						1	3	209 H IUPUI						3	0		
						222 N Western Ill.						3	1	296 H Chicago St.						3	0		
						80 A Valparaiso						1	3	30 A Arkansas						0	3		
						273 A Oakland						3	0	222 A Western Ill.						3	1		
						77 H Tulsa						3	1	250 A UMKC						3	1		

Non-Div. I Games:

Oral Roberts

Average RPI Win:	201	WON-LOST	WINNING	LAST 10	STRENGTH OF	OPP. STRENGTH	TEAM	ADJ	CONF.	ADJ CONF.		
Average RPI Loss:	125	RECORD	PCT. RANK	GAMES	SCHEDULE	OF SCHEDULE	RPI	RPI	RPI	RPI		
DIV. I ONLY		20- 9	.68966	66	8- 2	241	167	119	.51385	128	24	22
DIV. I NON-CONF.		8- 6	.57143	126	0- 1	189	79	141	.51101	135	20	20
<hr/>												
TOTALS	RPI 1-50	RPI 51-100		W-L RECORDS		RPI 101-158		RPI 159-999		RPI 150+		
20- 9	0- 2	0- 1		OVERALL		7- 3		13- 3		14- 3		
9- 3	0- 1	0- 1		HOME		3- 1		6- 0		7- 0		
8- 4	0- 1	0- 0		AWAY		3- 1		5- 2		5- 2		
3- 2	0- 0	0- 0		NEUTRAL		1- 1		2- 1		2- 1		
<hr/>												
8- 6	0- 2	0- 1		NON-CONFERENCE		5- 3		3- 0		4- 0		
2- 3	0- 1	0- 1		HOME		2- 1		0- 0		1- 0		
3- 2	0- 1	0- 0		AWAY		2- 1		1- 0		1- 0		
3- 1	0- 0	0- 0		NEUTRAL		1- 1		2- 0		2- 0		
<hr/>												
12- 3	0- 0	0- 0		CONFERENCE		2- 0		10- 3		10- 3		
7- 0	0- 0	0- 0		HOME		1- 0		6- 0		6- 0		
5- 2	0- 0	0- 0		AWAY		1- 0		4- 2		4- 2		
0- 1	0- 0	0- 0		NEUTRAL		0- 0		0- 1		0- 1		
<hr/>												
RPI S	Opponent	Score	RPI S	Opponent	Score	RPI S	Opponent	Score	RPI S	Opponent	Score	
39 H	Alabama	0 3	87 H	Marquette	1 3	101 H	UNI	2 3	203 A	Wright St.	3 0	
50 A	Cincinnati	2 3				111 N	Mississippi St.	1 3	203 H	Wright St.	3 1	
						116 A	Iowa	2 3	204 A	Loyola (Ill.)	0 3	
						118 N	Jacksonville St.	3 1	204 H	Loyola (Ill.)	3 1	
						119 H	Toledo	3 1	204 N	Loyola (Ill.)	1 3	
						130 A	Charlotte	3 1	216 A	Ill.-Chicago	1 3	
						135 A	Cleveland St.	3 0	216 H	Ill.-Chicago	3 1	
						135 H	Cleveland St.	3 0	220 N	Georgetown	3 1	
						146 A	Virginia Tech	3 0	228 A	Wis.-Green Bay	3 0	
						155 H	George Washington	3 2	228 H	Wis.-Green Bay	3 0	
									236 A	Butler	3 0	
									236 H	Butler	3 0	
									241 A	DePaul	3 0	
									269 N	Drake	3 0	
									294 A	Youngstown St.	3 0	
									294 H	Youngstown St.	3 2	
<hr/>												
LAST 10 GAMES												
204 N Loyola (Ill.)						1	3	203 A Wright St.		3	0	
228 A Wis.-Green Bay						3	0	236 A Butler		3	0	
135 A Cleveland St.						3	0	216 H Ill.-Chicago		3	1	
294 A Youngstown St.						3	0	204 H Loyola (Ill.)		3	1	
87 H Marquette						1	3	228 H Wis.-Green Bay		3	0	

Non-Div. I Games:

Wis.-Milwaukee

Average RPI Win:		180	WON-LOST RECORD		WINNING PCT. RANK		LAST 10 GAMES		STRENGTH OF SCHEDULE		OPP. STRENGTH OF SCHEDULE		TEAM RPI		ADJ RPI		CONF. RPI		ADJ CONF. RPI				
DIV. I ONLY			14- 14		.5 155		3- 7		116		106		130		.51229 129		7 9						
DIV. I NON-CONF.			8- 3		.72727 67		0- 1		174		191		92		.5453 93		9 9						
TOTALS		RPI 1-50		RPI 51-100				W-L RECORDS		RPI 101-158				RPI 159-999				RPI 150+					
14- 14		3- 5		0- 5				OVERALL		3- 4				8- 0				10- 2					
9- 6		3- 1		0- 3				HOME		2- 2				4- 0				5- 1					
3- 7		0- 3		0- 2				AWAY		1- 2				2- 0				3- 1					
2- 1		0- 1		0- 0				NEUTRAL		0- 0				2- 0				2- 0					
8- 3		1- 0		0- 3				NON-CONFERENCE		1- 0				6- 0				6- 0					
5- 2		1- 0		0- 2				HOME		1- 0				3- 0				3- 0					
1- 1		0- 0		0- 1				AWAY		0- 0				1- 0				1- 0					
2- 0		0- 0		0- 0				NEUTRAL		0- 0				2- 0				2- 0					
6- 11		2- 5		0- 2				CONFERENCE		2- 4				2- 0				4- 2					
4- 4		2- 1		0- 1				HOME		1- 2				1- 0				2- 1					
2- 6		0- 3		0- 1				AWAY		1- 2				1- 0				2- 1					
0- 1		0- 1		0- 0				NEUTRAL		0- 0				0- 0				0- 0					
RPI	S	Opponent		Score		RPI	S	Opponent		Score		RPI	S	Opponent		Score		RPI	S	Opponent		Score	
22	A	Brigham Young		0	3	52	A	New Mexico St.		0	3	108	A	San Diego St.		0	3	198	A	Montana		3	1
22	H	Brigham Young		2	3	52	H	New Mexico St.		1	3	108	H	San Diego St.		2	3	205	N	Gonzaga		3	2
23	A	Utah		1	3	88	A	UNLV		0	3	127	H	Oral Roberts		3	2	253	H	Northern Ariz.		3	0
23	H	Utah		3	2	88	H	UNLV		2	3	154	A	Wyoming		0	3	257	N	UC Davis		3	0
41	A	Colorado St.		0	3	94	H	Villanova		0	3	154	H	Wyoming		2	3	263	H	Lamar		3	1
41	H	Colorado St.		3	1							156	A	TCU		3	2	266	A	Air Force		3	1
41	N	Colorado St.		0	3							156	H	TCU		3	0	266	H	Air Force		3	1
44	H	Syracuse		3	2													271	H	Delaware St.		3	0
						LAST 10 GAMES																	
						41 N Colorado St.						0	3	156 H TCU						3	0		
						154 A Wyoming						0	3	88 A UNLV						0	3		
						41 A Colorado St.						0	3	108 A San Diego St.						0	3		
						266 A Air Force						3	1	41 H Colorado St.						3	1		
						52 H New Mexico St.						1	3	154 H Wyoming						2	3		

Non-Div. I Games:

New Mexico

Average RPI Win: 179		WON-LOST RECORD		WINNING PCT. RANK		LAST 10 GAMES		STRENGTH OF SCHEDULE		OPP. STRENGTH OF SCHEDULE		TEAM RPI		ADJ RPI		CONF. RPI		ADJ CONF. RPI	
DIV. I ONLY		17- 16		.51515 153		6- 4		100		139		123		.51172 130		13		13	
DIV. I NON-CONF.		9- 10		.47368 178		2- 1		110		149		147		.50115 149		13		13	
TOTALS		RPI 1-50		RPI 51-100		W-L RECORDS		RPI 101-158		RPI 159-999		RPI 150+							
17- 16		0- 2		4- 5		OVERALL		4- 7		9- 2		11- 4							
10- 7		0- 1		2- 0		HOME		2- 4		6- 2		7- 4							
5- 8		0- 1		1- 4		AWAY		1- 3		3- 0		4- 0							
2- 1		0- 0		1- 1		NEUTRAL		1- 0		0- 0		0- 0							
9- 10		0- 2		2- 2		NON-CONFERENCE		1- 4		6- 2		6- 3							
6- 5		0- 1		1- 0		HOME		0- 2		5- 2		5- 3							
1- 5		0- 1		0- 2		AWAY		0- 2		1- 0		1- 0							
2- 0		0- 0		1- 0		NEUTRAL		1- 0		0- 0		0- 0							
8- 6		0- 0		2- 3		CONFERENCE		3- 3		3- 0		5- 1							
4- 2		0- 0		1- 0		HOME		2- 2		1- 0		2- 1							
4- 3		0- 0		1- 2		AWAY		1- 1		2- 0		3- 0							
0- 1		0- 0		0- 1		NEUTRAL		0- 0		0- 0		0- 0							
RPI	S	Opponent		Score		RPI	S	Opponent		Score		RPI	S	Opponent		Score			
32	A	Duke		0	3	54	A	Dayton		3	2	106	A	East Caro.		1	3		
43	H	Middle Tenn.		0	3	54	N	Dayton		1	3	112	N	Southern Methodist		3	1		
						56	N	Cornell		3	2	122	H	St. Louis		1	3		
						57	H	Winthrop		3	2	123	A	Georgia		0	3		
						68	A	South Carolina		0	3	128	H	Wis.-Milwaukee		1	3		
						76	A	Temple		1	3	142	A	Fordham		0	3		
						76	H	Temple		3	2	142	H	Fordham		3	2		
						92	A	Xavier		1	3	153	H	Duquesne		3	0		
						100	A	Appalachian St.		1	3	155	A	George Washington		3	2		
												155	H	George Washington		0	3		
												158	H	UTSA		0	3		
								LAST 10 GAMES											
						54	N	Dayton		1	3	76	A	Temple		1	3		
						106	A	East Caro.		1	3	243	A	La Salle		3	1		
						142	H	Fordham		3	2	155	A	George Washington		3	2		
						155	H	George Washington		0	3	247	H	N.C. A&T		3	0		
						212	H	Liberty		3	1	240	A	Rhode Island		3	1		

Non-Div. I Games:

Charlotte

Average RPI Win:	188	WON-LOST	WINNING	LAST 10	STRENGTH OF	OPP. STRENGTH	TEAM	ADJ	CONF.	ADJ CONF.	
Average RPI Loss:	68	RECORD	PCT. RANK	GAMES	SCHEDULE	OF SCHEDULE	RPI	RPI	RPI	RPI	
DIV. I ONLY	11- 16	.40741	197	5- 5	81	88	138	.50746	131	6	6
DIV. I NON-CONF.	5- 8	.38462	215	0- 0	96	126	161	.49426	160	8	8
<hr/>											
TOTALS	RPI 1-50	RPI 51-100		W-L RECORDS	RPI 101-158		RPI 159-999		RPI 150+		
11- 16	0- 7	3- 6		OVERALL	1- 2		7- 1		7- 1		
7- 4	0- 2	3- 0		HOME	0- 1		4- 1		4- 1		
2- 8	0- 3	0- 4		AWAY	1- 1		1- 0		1- 0		
2- 4	0- 2	0- 2		NEUTRAL	0- 0		2- 0		2- 0		
5- 8	0- 3	1- 4		NON-CONFERENCE	0- 0		4- 1		4- 1		
3- 1	0- 0	1- 0		HOME	0- 0		2- 1		2- 1		
0- 3	0- 1	0- 2		AWAY	0- 0		0- 0		0- 0		
2- 4	0- 2	0- 2		NEUTRAL	0- 0		2- 0		2- 0		
6- 8	0- 4	2- 2		CONFERENCE	1- 2		3- 0		3- 0		
4- 3	0- 2	2- 0		HOME	0- 1		2- 0		2- 0		
2- 5	0- 2	0- 2		AWAY	1- 1		1- 0		1- 0		
0- 0	0- 0	0- 0		NEUTRAL	0- 0		0- 0		0- 0		
<hr/>											
RPI S	Opponent	Score	RPI S	Opponent	Score	RPI S	Opponent	Score	RPI S	Opponent	Score
5 H	Louisville	0 3	63 A	Pittsburgh	2 3	114 H	Connecticut	1 3	166 H	Fairfield	1 3
11 A	Notre Dame	0 3	66 H	St. John's (N.Y.)	3 2	134 A	Seton Hall	0 3	185 H	South Fla.	3 0
24 N	Long Beach St.	1 3	71 N	Illinois	0 3	138 A	West Virginia	3 2	220 H	Georgetown	3 0
25 A	Maryland	0 3	76 A	Temple	0 3				227 H	UMBC	3 0
42 N	Marshall	0 3	76 H	Temple	3 1				241 A	DePaul	3 0
44 A	Syracuse	0 3	85 N	Towson	2 3				264 N	Lehigh	3 0
50 H	Cincinnati	1 3	87 A	Marquette	0 3				276 H	Harvard	3 0
			88 A	UNLV	1 3				278 N	Texas-Arlington	3 0
			94 H	Villanova	3 0						
<hr/>											
LAST 10 GAMES											
11 A	Notre Dame	0 3	44 A	Syracuse	0 3						
241 A	DePaul	3 0	134 A	Seton Hall	0 3						
66 H	St. John's (N.Y.)	3 2	94 H	Villanova	3 0						
114 H	Connecticut	1 3	220 H	Georgetown	3 0						
87 A	Marquette	0 3	185 H	South Fla.	3 0						

Non-Div. I Games:

Rutgers

Average RPI Win:		199	WON-LOST	WINNING	LAST 10	STRENGTH OF		OPP. STRENGTH	TEAM	ADJ	CONF.	ADJ CONF.
Average RPI Loss:		123	RECORD	PCT. RANK	GAMES	SCHEDULE		OF SCHEDULE	RPI	RPI	RPI	RPI
DIV. I ONLY			21- 9	.7	59	260		163	126	.50637	132	14
DIV. I NON-CONF.			11- 4	.73333	64	284		222	167	.48466	167	14
TOTALS		RPI 1-50	RPI 51-100		W-L RECORDS		RPI 101-158		RPI 159-999		RPI 150+	
21- 9	1- 1		1- 4		OVERALL		4- 1		15- 3		15- 3	
11- 1	1- 0		1- 1		HOME		3- 0		6- 0		6- 0	
6- 5	0- 1		0- 1		AWAY		1- 1		5- 2		5- 2	
4- 3	0- 0		0- 2		NEUTRAL		0- 0		4- 1		4- 1	
11- 4	0- 0		0- 2		NON-CONFERENCE		2- 1		9- 1		9- 1	
4- 1	0- 0		0- 1		HOME		2- 0		2- 0		2- 0	
3- 1	0- 0		0- 0		AWAY		0- 1		3- 0		3- 0	
4- 2	0- 0		0- 1		NEUTRAL		0- 0		4- 1		4- 1	
10- 5	1- 1		1- 2		CONFERENCE		2- 0		6- 2		6- 2	
7- 0	1- 0		1- 0		HOME		1- 0		4- 0		4- 0	
3- 4	0- 1		0- 1		AWAY		1- 0		2- 2		2- 2	
0- 1	0- 0		0- 1		NEUTRAL		0- 0		0- 0		0- 0	
RPI S	Opponent	Score	RPI S	Opponent	Score	RPI S	Opponent	Score	RPI S	Opponent	Score	
31 A	Sacramento St.	1 3	73 A	Eastern Wash.	1 3	126 A	Montana St.	3 2	193 A	Weber St.	2 3	
31 H	Sacramento St.	3 2	73 H	Eastern Wash.	3 0	126 H	Montana St.	3 1	193 H	Weber St.	3 0	
			73 N	Eastern Wash.	1 3	141 H	Cal St. Fullerton	3 1	198 A	Montana	3 0	
			79 H	San Francisco	2 3	144 A	Oregon	0 3	198 H	Montana	3 2	
			97 N	Oregon St.	1 3	144 H	Oregon	3 1	201 A	Portland	3 1	
									201 H	Portland	3 0	
									205 N	Gonzaga	2 3	
									215 A	Idaho St.	2 3	
									215 H	Idaho St.	3 1	
									223 N	Davidson	3 0	
									225 N	South Dakota St.	3 0	
									233 H	Evansville	3 0	
									248 A	Grambling	3 0	
									253 A	Northern Ariz.	3 0	
									253 H	Northern Ariz.	3 0	
									291 A	Prairie View	3 0	
									301 N	Centenary (La.)	3 0	
									313 N	Texas Southern	3 0	
			LAST 10 GAMES									
			201 H	Portland	3 0	126 H	Montana St.	3 1				
			73 N	Eastern Wash.	1 3	31 A	Sacramento St.	1 3				
			73 A	Eastern Wash.	1 3	253 A	Northern Ariz.	3 0				
			144 A	Oregon	0 3	215 H	Idaho St.	3 1				
			198 H	Montana	3 2	193 H	Weber St.	3 0				

Non-Div. I Games:

Portland St.

UC Riverside

Through Games Of Final 2005 RPI

Average RPI Win:	189	WON-LOST RECORD	WINNING PCT. RANK	LAST 10 GAMES	STRENGTH OF SCHEDULE	OPP. STRENGTH OF SCHEDULE	TEAM RPI	ADJ RPI	CONF. RPI	ADJ CONF. RPI	
DIV. I ONLY		16- 11	.59259 109	4- 6	227	115	137	.50471 133	9	8	
DIV. I NON-CONF.		12- 1	.92308 7	1- 0	271	172	87	.54943 86	11	11	
<hr/>											
TOTALS	RPI 1-50	RPI 51-100		W-L RECORDS	RPI 101-158		RPI 159-999		RPI 150+		
16- 11	0- 4	1- 4		OVERALL	6- 3		9- 0		9- 0		
4- 5	0- 2	1- 2		HOME	1- 1		2- 0		2- 0		
6- 5	0- 2	0- 2		AWAY	3- 1		3- 0		3- 0		
6- 1	0- 0	0- 0		NEUTRAL	2- 1		4- 0		4- 0		
<hr/>											
12- 1	0- 0	1- 0		NON-CONFERENCE	4- 1		7- 0		7- 0		
2- 0	0- 0	1- 0		HOME	0- 0		1- 0		1- 0		
4- 0	0- 0	0- 0		AWAY	2- 0		2- 0		2- 0		
6- 1	0- 0	0- 0		NEUTRAL	2- 1		4- 0		4- 0		
<hr/>											
4- 10	0- 4	0- 4		CONFERENCE	2- 2		2- 0		2- 0		
2- 5	0- 2	0- 2		HOME	1- 1		1- 0		1- 0		
2- 5	0- 2	0- 2		AWAY	1- 1		1- 0		1- 0		
0- 0	0- 0	0- 0		NEUTRAL	0- 0		0- 0		0- 0		
<hr/>											
RPI S	Opponent	Score	RPI S	Opponent	Score	RPI S	Opponent	Score	RPI S	Opponent	Score
24 A	Long Beach St.	0 3	75 H	Hofstra	3 1	108 A	San Diego St.	3 0	184 A	Northeastern	3 2
24 H	Long Beach St.	0 3	89 A	Cal Poly	0 3	112 N	Southern Methodist	3 0	212 N	Liberty	3 1
34 A	UC Santa Barb.	0 3	89 H	Cal Poly	0 3	124 N	Creighton	0 3	224 N	Southern Ill.	3 0
34 H	UC Santa Barb.	0 3	90 A	Pacific	0 3	136 A	UC Irvine	3 1	229 A	Cal St. Northridge	3 0
			90 H	Pacific	1 3	136 H	UC Irvine	3 2	229 H	Cal St. Northridge	3 2
						137 A	Army	3 0	257 A	UC Davis	3 0
						141 A	Cal St. Fullerton	0 3	257 H	UC Davis	3 1
						141 H	Cal St. Fullerton	1 3	259 N	Marist	3 0
						149 N	San Jose St.	3 0	312 N	St. Francis (N.Y.)	3 0
<hr/>											
			LAST 10 GAMES								
			141 A Cal St. Fullerton 0 3			257 H UC Davis 3 1					
			136 H UC Irvine 3 2			229 A Cal St. Northridge 3 0					
			24 H Long Beach St. 0 3			90 A Pacific 0 3					
			89 A Cal Poly 0 3			24 A Long Beach St. 0 3					
			34 A UC Santa Barb. 0 3			136 A UC Irvine 3 1					

Non-Div. I Games:

UC Riverside

Average RPI Win: 207		WON-LOST	WINNING	LAST 10	STRENGTH OF		OPP. STRENGTH	TEAM	ADJ	CONF.	ADJ CONF.
Average RPI Loss: 77		RECORD	PCT. RANK	GAMES	SCHEDULE		OF SCHEDULE	RPI	RPI	RPI	RPI
DIV. I ONLY		14- 16	.46667	175	99		112	134	.502	134	6
DIV. I NON-CONF.		10- 6	.625	98	119		195	100	.53	110	8
TOTALS		RPI 1-50	RPI 51-100		W-L RECORDS		RPI 101-158		RPI 159-999		RPI 150+
14- 16	0- 7	0- 5		OVERALL		3- 3		11- 1		11- 2	
8- 6	0- 3	0- 2		HOME		2- 1		6- 0		6- 0	
2- 6	0- 3	0- 2		AWAY		0- 1		2- 0		2- 0	
4- 4	0- 1	0- 1		NEUTRAL		1- 1		3- 1		3- 2	
10- 6	0- 3	0- 1		NON-CONFERENCE		2- 1		8- 1		8- 2	
5- 1	0- 1	0- 0		HOME		1- 0		4- 0		4- 0	
1- 1	0- 1	0- 0		AWAY		0- 0		1- 0		1- 0	
4- 4	0- 1	0- 1		NEUTRAL		1- 1		3- 1		3- 2	
4- 10	0- 4	0- 4		CONFERENCE		1- 2		3- 0		3- 0	
3- 5	0- 2	0- 2		HOME		1- 1		2- 0		2- 0	
1- 5	0- 2	0- 2		AWAY		0- 1		1- 0		1- 0	
0- 0	0- 0	0- 0		NEUTRAL		0- 0		0- 0		0- 0	
RPI S	Opponent	Score	RPI S	Opponent	Score	RPI S	Opponent	Score	RPI S	Opponent	Score
2 A	Penn St.	0 3	63 A	Pittsburgh	0 3	114 H	Connecticut	2 3	165 N	Brown	3 0
5 H	Louisville	0 3	66 H	St. John's (N.Y.)	0 3	131 H	Rutgers	3 0	166 H	Fairfield	3 0
11 A	Notre Dame	0 3	87 A	Marquette	2 3	138 A	West Virginia	1 3	185 H	South Fla.	3 1
40 H	Albany (N.Y.)	0 3	89 N	Cal Poly	1 3	145 N	Penn	3 1	190 H	Stony Brook	3 0
42 N	Marshall	0 3	94 H	Villanova	1 3	148 H	Siena	3 0	220 H	Georgetown	3 0
44 A	Syracuse	1 3				156 N	TCU	1 3	221 N	Manhattan	3 1
50 H	Cincinnati	1 3							226 A	Iona	3 0
									238 N	New Hampshire	0 3
									241 A	DePaul	3 0
									280 H	St. Francis (Pa.)	3 0
									283 H	Rider	3 0
									290 N	Loyola (Md.)	3 0
LAST 10 GAMES											
			220 H	Georgetown	3 0	63 A	Pittsburgh	0 3			
			185 H	South Fla.	3 1	94 H	Villanova	1 3			
			44 A	Syracuse	1 3	131 H	Rutgers	3 0			
			87 A	Marquette	2 3	226 A	Iona	3 0			
			138 A	West Virginia	1 3	280 H	St. Francis (Pa.)	3 0			

Non-Div. I Games:

Seton Hall

Average RPI Win:		215	WON-LOST RECORD		WINNING PCT. RANK		LAST 10 GAMES		STRENGTH OF SCHEDULE		OPP. STRENGTH OF SCHEDULE		TEAM RPI		ADJ RPI		CONF. RPI		ADJ CONF. RPI										
Average RPI Loss:		127																											
DIV. I ONLY			19- 10		.65517 78		6- 4		238		192		133		.50154 135		24		22										
DIV. I NON-CONF.			8- 6		.57143 126		0- 2		177		132		142		.50443 146		20		20										
TOTALS			RPI 1-50		RPI 51-100		W-L RECORDS		RPI 101-158		RPI 159-999		RPI 150+																
19- 10			0- 1		0- 1		OVERALL		3- 5		16- 3		17- 3																
9- 5			0- 1		0- 0		HOME		1- 4		8- 0		8- 0																
6- 4			0- 0		0- 1		AWAY		1- 1		5- 2		6- 2																
4- 1			0- 0		0- 0		NEUTRAL		1- 0		3- 1		3- 1																
8- 6			0- 1		0- 1		NON-CONFERENCE		3- 3		5- 1		6- 1																
3- 4			0- 1		0- 0		HOME		1- 3		2- 0		2- 0																
1- 2			0- 0		0- 1		AWAY		1- 0		0- 1		1- 1																
4- 0			0- 0		0- 0		NEUTRAL		1- 0		3- 0		3- 0																
11- 4			0- 0		0- 0		CONFERENCE		0- 2		11- 2		11- 2																
6- 1			0- 0		0- 0		HOME		0- 1		6- 0		6- 0																
5- 2			0- 0		0- 0		AWAY		0- 1		5- 1		5- 1																
0- 1			0- 0		0- 0		NEUTRAL		0- 0		0- 1		0- 1																
RPI	S	Opponent	Score		RPI	S	Opponent	Score		RPI	S	Opponent	Score		RPI	S	Opponent	Score											
17	H	Ohio St.	2	3	58	A	Michigan	0	3	103	H	Bowling Green	1	3	168	A	Kent St.	2	3										
										107	N	Illinois St.	3	1	169	H	Niagara	3	0										
										108	H	San Diego St.	1	3	191	N	Akron	3	0										
										109	H	Binghamton	3	0	203	A	Wright St.	3	1										
										119	H	Toledo	2	3	203	H	Wright St.	3	2										
										128	A	Wis.-Milwaukee	0	3	203	N	Wright St.	2	3										
										128	H	Wis.-Milwaukee	0	3	204	A	Loyola (Ill.)	3	2										
										153	A	Duquesne	3	0	204	H	Loyola (Ill.)	3	0										
															216	A	Ill.-Chicago	3	2										
															216	H	Ill.-Chicago	3	1										
															228	A	Wis.-Green Bay	3	0										
															228	H	Wis.-Green Bay	3	1										
															236	A	Butler	2	3										
															236	H	Butler	3	0										
															273	H	Oakland	3	0										
															280	N	St. Francis (Pa.)	3	0										
															283	N	Rider	3	0										
															294	A	Youngstown St.	3	0										
															294	H	Youngstown St.	3	0										
LAST 10 GAMES																													
203 N Wright St.					2					3					228 H Wis.-Green Bay					3					1				
204 A Loyola (Ill.)					3					2					294 A Youngstown St.					3					0				
216 A Ill.-Chicago					3					2					103 H Bowling Green					1					3				
168 A Kent St.					2					3					236 H Butler					3					0				
128 H Wis.-Milwaukee					0					3					203 H Wright St.					3					2				

Non-Div. I Games:

Cleveland St.

Average RPI Win:	167	WON-LOST RECORD	WINNING PCT. RANK	LAST 10 GAMES	STRENGTH OF SCHEDULE	OPP. STRENGTH OF SCHEDULE	TEAM RPI	ADJ RPI	CONF. RPI	ADJ CONF. RPI			
DIV. I ONLY		10- 20	.33333	232	3- 7	58	69	153	.50102	136	9	8	
DIV. I NON-CONF.		7- 9	.4375	196	1- 1	59	35	112	.53435	104	11	11	
<hr/>													
TOTALS	RPI 1-50	RPI 51-100		W-L RECORDS		RPI 101-158		RPI 159-999		RPI 150+			
10- 20	0- 9	4- 7		OVERALL		1- 4		5- 0		5- 0			
6- 11	0- 5	2- 5		HOME		1- 1		3- 0		3- 0			
2- 8	0- 4	0- 2		AWAY		0- 2		2- 0		2- 0			
2- 1	0- 0	2- 0		NEUTRAL		0- 1		0- 0		0- 0			
<hr/>													
7- 9	0- 5	4- 3		NON-CONFERENCE		0- 1		3- 0		3- 0			
4- 6	0- 3	2- 3		HOME		0- 0		2- 0		2- 0			
1- 2	0- 2	0- 0		AWAY		0- 0		1- 0		1- 0			
2- 1	0- 0	2- 0		NEUTRAL		0- 1		0- 0		0- 0			
<hr/>													
3- 11	0- 4	0- 4		CONFERENCE		1- 3		2- 0		2- 0			
2- 5	0- 2	0- 2		HOME		1- 1		1- 0		1- 0			
1- 6	0- 2	0- 2		AWAY		0- 2		1- 0		1- 0			
0- 0	0- 0	0- 0		NEUTRAL		0- 0		0- 0		0- 0			
<hr/>													
RPI S	Opponent	Score	RPI S	Opponent	Score	RPI S	Opponent	Score	RPI S	Opponent	Score		
4 A	Florida	0 3	51 N	Eastern Mich.	3 1	133 A	UC Riverside	2 3	229 A	Cal St. Northridge	3 0		
9 H	Santa Clara	1 3	53 H	Loyola Marymount	0 3	133 H	UC Riverside	1 3	229 H	Cal St. Northridge	3 0		
15 H	San Diego	0 3	63 H	Pittsburgh	1 3	141 A	Cal St. Fullerton	1 3	250 H	UMKC	3 1		
24 A	Long Beach St.	0 3	75 H	Hofstra	3 2	141 H	Cal St. Fullerton	3 1	257 A	UC Davis	3 0		
24 H	Long Beach St.	0 3	83 H	Long Island	3 2	146 N	Virginia Tech	2 3	257 H	UC Davis	3 0		
34 A	UC Santa Barb.	0 3	88 H	UNLV	0 3								
34 H	UC Santa Barb.	2 3	89 A	Cal Poly	2 3								
36 H	St. Mary's (Cal.)	0 3	89 H	Cal Poly	0 3								
41 A	Colorado St.	0 3	90 A	Pacific	0 3								
			90 H	Pacific	2 3								
			97 N	Oregon St.	3 1								
<hr/>													
LAST 10 GAMES													
63 H Pittsburgh						1	3	24 A Long Beach St.				0	3
90 H Pacific						2	3	89 H Cal Poly				0	3
229 H Cal St. Northridge						3	0	34 H UC Santa Barb.				2	3
133 A UC Riverside						2	3	229 A Cal St. Northridge				3	0
141 A Cal St. Fullerton						1	3	257 A UC Davis				3	0

Non-Div. I Games:

UC Irvine

Average RPI Win: 239		WON-LOST RECORD	WINNING PCT. RANK		LAST 10 GAMES	STRENGTH OF SCHEDULE	OPP. STRENGTH OF SCHEDULE	TEAM RPI	ADJ RPI	CONF. RPI	ADJ CONF. RPI	
Average RPI Loss: 153												
DIV. I ONLY		21- 7	.75	41	6- 4	269	267	132	.50058	137	21	21
DIV. I NON-CONF.		10- 2	.83333	29	1- 0	310	279	185	.47108	183	27	25
<hr/>												
TOTALS		RPI 1-50		RPI 51-100		W-L RECORDS		RPI 101-158		RPI 159-999		RPI 150+
21- 7	0- 0			1- 2	OVERALL		0- 1		20- 4		20- 4	
9- 2	0- 0			1- 0	HOME		0- 1		8- 1		8- 1	
10- 5	0- 0			0- 2	AWAY		0- 0		10- 3		10- 3	
2- 0	0- 0			0- 0	NEUTRAL		0- 0		2- 0		2- 0	
<hr/>												
10- 2	0- 0			0- 0	NON-CONFERENCE		0- 1		10- 1		10- 1	
3- 1	0- 0			0- 0	HOME		0- 1		3- 0		3- 0	
6- 1	0- 0			0- 0	AWAY		0- 0		6- 1		6- 1	
1- 0	0- 0			0- 0	NEUTRAL		0- 0		1- 0		1- 0	
<hr/>												
11- 5	0- 0			1- 2	CONFERENCE		0- 0		10- 3		10- 3	
6- 1	0- 0			1- 0	HOME		0- 0		5- 1		5- 1	
4- 4	0- 0			0- 2	AWAY		0- 0		4- 2		4- 2	
1- 0	0- 0			0- 0	NEUTRAL		0- 0		1- 0		1- 0	
<hr/>												
RPI S	Opponent	Score	RPI S	Opponent	Score	RPI S	Opponent	Score	RPI S	Opponent	Score	
			81 A American	0	3	133 H UC Riverside	0	3	163 A Navy	2	3	
			81 A American	2	3				163 H Navy	1	3	
			81 H American	3	0				163 N Navy	3	0	
									169 A Niagara	3	2	
									181 A Bucknell	3	1	
									181 H Bucknell	3	1	
									187 A Buffalo	2	3	
									221 H Manhattan	3	1	
									235 A Colgate	3	0	
									235 H Colgate	3	0	
									251 A Lafayette	3	2	
									251 H Lafayette	3	1	
									259 A Marist	3	1	
									259 H Marist	3	0	
									261 A Canisius	3	1	
									264 A Lehigh	3	0	
									264 H Lehigh	3	0	
									265 A Holy Cross	2	3	
									265 H Holy Cross	3	0	
									266 A Air Force	3	1	
									300 N Citadel	3	0	
									302 A Wagner	3	0	
									309 A Sacred Heart	3	0	
									312 H St. Francis (N.Y.)	3	0	
<hr/>												
			LAST 10 GAMES									
			81 A American	2	3	163 A Navy	2	3				
			163 N Navy	3	0	181 H Bucknell	3	1				
			265 A Holy Cross	2	3	235 H Colgate	3	0				
			309 A Sacred Heart	3	0	264 H Lehigh	3	0				
			81 A American	0	3	251 H Lafayette	3	1				

Non-Div. I Games:

Army

West Virginia

Through Games Of Final 2005 RPI

Average RPI Win:		230	WON-LOST RECORD		WINNING PCT. RANK		LAST 10 GAMES		STRENGTH OF SCHEDULE		OPP. STRENGTH OF SCHEDULE		TEAM RPI		ADJ RPI		CONF. RPI		ADJ CONF. RPI				
DIV. I ONLY			16- 13		.55172 125		3- 7		204		123		146		.50015 138		6		6				
DIV. I NON-CONF.			12- 3		.8 43		1- 0		255		234		123		.52383 120		8		8				
TOTALS		RPI 1-50		RPI 51-100				W-L RECORDS		RPI 101-158				RPI 159-999				RPI 150+					
16- 13		0- 6		0- 4				OVERALL		2- 3				14- 0				15- 0					
6- 6		0- 3		0- 2				HOME		2- 1				4- 0				5- 0					
5- 6		0- 3		0- 2				AWAY		0- 1				5- 0				5- 0					
5- 1		0- 0		0- 0				NEUTRAL		0- 1				5- 0				5- 0					
12- 3		0- 2		0- 0				NON-CONFERENCE		1- 1				11- 0				12- 0					
4- 1		0- 1		0- 0				HOME		1- 0				3- 0				4- 0					
3- 1		0- 1		0- 0				AWAY		0- 0				3- 0				3- 0					
5- 1		0- 0		0- 0				NEUTRAL		0- 1				5- 0				5- 0					
4- 10		0- 4		0- 4				CONFERENCE		1- 2				3- 0				3- 0					
2- 5		0- 2		0- 2				HOME		1- 1				1- 0				1- 0					
2- 5		0- 2		0- 2				AWAY		0- 1				2- 0				2- 0					
0- 0		0- 0		0- 0				NEUTRAL		0- 0				0- 0				0- 0					
RPI	S	Opponent		Score		RPI	S	Opponent		Score		RPI	S	Opponent		Score							
5	A	Louisville		0	3	63	A	Pittsburgh		1	3	104	N	Idaho		1	3	179	H	Memphis		3	0
11	H	Notre Dame		0	3	66	A	St. John's (N.Y.)		0	3	114	A	Connecticut		0	3	185	A	South Fla.		3	1
12	A	Ohio		0	3	87	H	Marquette		1	3	131	H	Rutgers		2	3	187	H	Buffalo		3	2
42	H	Marshall		1	3	94	H	Villanova		1	3	134	H	Seton Hall		3	1	191	A	Akron		3	2
44	H	Syracuse		0	3							153	H	Duquesne		3	1	211	A	Robert Morris		3	1
50	A	Cincinnati		1	3													220	A	Georgetown		3	1
																		241	H	DePaul		3	0
																		254	N	Elon		3	0
																		273	N	Oakland		3	0
																		280	H	St. Francis (Pa.)		3	0
																		286	N	Morehead St.		3	0
																		287	N	Tenn.-Martin		3	0
																		294	A	Youngstown St.		3	1
																		306	N	Coppin St.		3	0
LAST 10 GAMES																							
						114	A	Connecticut		0	3	5	A	Louisville		0	3						
						66	A	St. John's (N.Y.)		0	3	50	A	Cincinnati		1	3						
						241	H	DePaul		3	0	294	A	Youngstown St.		3	1						
						11	H	Notre Dame		0	3	63	A	Pittsburgh		1	3						
						134	H	Seton Hall		3	1	44	H	Syracuse		0	3						

Non-Div. I Games:

West Virginia

Average RPI Win:		242	WON-LOST RECORD		WINNING PCT. RANK		LAST 10 GAMES		STRENGTH OF SCHEDULE		OPP. STRENGTH OF SCHEDULE		TEAM RPI		ADJ RPI		CONF. RPI		ADJ CONF. RPI	
DIV. I ONLY			21- 11		.65625 74		7- 3		256		199		140		.49784 139		23		23	
DIV. I NON-CONF.			8- 5		.61538 105		1- 0		215		169		150		.49991 150		22		22	
TOTALS		RPI 1-50		RPI 51-100		W-L RECORDS		RPI 101-158		RPI 159-999		RPI 150+								
21- 11		0- 3		0- 2		OVERALL		1- 2		20- 4		21- 4								
9- 4		0- 2		0- 0		HOME		0- 0		9- 2		9- 2								
8- 6		0- 1		0- 2		AWAY		1- 1		7- 2		8- 2								
4- 1		0- 0		0- 0		NEUTRAL		0- 1		4- 0		4- 0								
8- 5		0- 1		0- 1		NON-CONFERENCE		1- 2		7- 1		8- 1								
2- 1		0- 1		0- 0		HOME		0- 0		2- 0		2- 0								
2- 3		0- 0		0- 1		AWAY		1- 1		1- 1		2- 1								
4- 1		0- 0		0- 0		NEUTRAL		0- 1		4- 0		4- 0								
13- 6		0- 2		0- 1		CONFERENCE		0- 0		13- 3		13- 3								
7- 3		0- 1		0- 0		HOME		0- 0		7- 2		7- 2								
6- 3		0- 1		0- 1		AWAY		0- 0		6- 1		6- 1								
0- 0		0- 0		0- 0		NEUTRAL		0- 0		0- 0		0- 0								
RPI	S	Opponent		Score		RPI	S	Opponent		Score		RPI	S	Opponent		Score				
26	A	Col. of Charleston		0	3	83	A	Long Island		1	3	103	N	Bowling Green		0	3			
26	H	Col. of Charleston		0	3	100	A	Appalachian St.		0	3	123	A	Georgia		1	3			
35	H	LSU		1	3							157	A	Auburn		3	2			
														164		A	Chattanooga	2	3	
														164		H	Chattanooga	1	3	
														173		H	Jacksonville	3	1	
														178		A	UAB	0	3	
														192		A	Furman	3	0	
														192		H	Furman	1	3	
														192		H	Furman	3	0	
														193		N	Weber St.	3	1	
														206		A	Georgia St.	3	1	
														223		H	Davidson	3	1	
														239		A	Wofford	3	0	
														239		H	Wofford	3	0	
														248		N	Grambling	3	0	
														249		N	La.-Monroe	3	1	
														254		A	Elon	3	0	
														254		H	Elon	3	1	
														255		A	Western Caro.	3	0	
														255		H	Western Caro.	3	2	
														274		H	Campbell	3	1	
														285		N	Southeastern La.	3	1	
														297		A	UNC Greensboro	3	0	
														297		H	UNC Greensboro	3	1	
														300		A	Citadel	3	0	
														300		H	Citadel	3	0	
LAST 10 GAMES																				
		192 H Furman		1	3			164 H Chattanooga		1	3									
		300 A Citadel		3	0			239 A Wofford		3	0									
		26 A Col. of Charleston		0	3			192 A Furman		3	0									
		206 A Georgia St.		3	1			254 H Elon		3	1									
		255 H Western Caro.		3	2			297 H UNC Greensboro		3	1									

Non-Div. I Games:

Ga. Southern

Average RPI Win: 162		WON-LOST	WINNING	LAST 10	STRENGTH OF	OPP. STRENGTH	TEAM	ADJ	CONF.	ADJ CONF.		
Average RPI Loss: 45		RECORD	PCT. RANK	GAMES	SCHEDULE	OF SCHEDULE	RPI	RPI	RPI	RPI		
DIV. I ONLY		9- 23	.28125	256	0- 10	37	23	147	.49719	140	1	1
DIV. I NON-CONF.		7- 5	.58333	119	0- 0	114	125	108	.53	110	1	1
<hr/>												
TOTALS		RPI 1-50	RPI 51-100		W-L RECORDS	RPI 101-158		RPI 159-999		RPI 150+		
9- 23	0- 14	3- 6		OVERALL	1- 3		5- 0		6- 0			
6- 10	0- 7	3- 2		HOME	0- 1		3- 0		3- 0			
0- 12	0- 7	0- 4		AWAY	0- 1		0- 0		0- 0			
3- 1	0- 0	0- 0		NEUTRAL	1- 1		2- 0		3- 0			
<hr/>												
7- 5	0- 2	1- 2		NON-CONFERENCE	1- 1		5- 0		6- 0			
4- 2	0- 1	1- 1		HOME	0- 0		3- 0		3- 0			
0- 2	0- 1	0- 1		AWAY	0- 0		0- 0		0- 0			
3- 1	0- 0	0- 0		NEUTRAL	1- 1		2- 0		3- 0			
<hr/>												
2- 18	0- 12	2- 4		CONFERENCE	0- 2		0- 0		0- 0			
2- 8	0- 6	2- 1		HOME	0- 1		0- 0		0- 0			
0- 10	0- 6	0- 3		AWAY	0- 1		0- 0		0- 0			
0- 0	0- 0	0- 0		NEUTRAL	0- 0		0- 0		0- 0			
<hr/>												
RPI S	Opponent	Score	RPI S	Opponent	Score	RPI S	Opponent	Score	RPI S	Opponent	Score	
2 A	Penn St.	0 3	54 H	Dayton	3 2	116 A	Iowa	2 3	192 N	Furman	3 1	
2 H	Penn St.	0 3	57 A	Winthrop	1 3	116 H	Iowa	1 3	204 N	Loyola (Ill.)	3 1	
13 A	Wisconsin	0 3	58 A	Michigan	0 3	147 N	Oklahoma	0 3	212 H	Arkansas St.	3 0	
13 H	Wisconsin	1 3	58 H	Michigan	3 2	151 N	North Fla.	3 0	233 H	Evansville	3 1	
16 A	Purdue	0 3	61 H	Western Mich.	0 3				281 H	Indiana St.	3 0	
16 H	Purdue	0 3	70 A	Michigan St.	0 3							
17 A	Ohio St.	0 3	70 H	Michigan St.	1 3							
17 H	Ohio St.	1 3	71 A	Illinois	0 3							
20 A	Minnesota	0 3	71 H	Illinois	3 2							
20 H	Minnesota	0 3										
28 H	Western Ky.	2 3										
38 A	Northwestern	1 3										
38 H	Northwestern	0 3										
39 A	Alabama	0 3										
<hr/>												
LAST 10 GAMES												
13 H	Wisconsin	1 3	58 A	Michigan	0 3							
38 H	Northwestern	0 3	17 H	Ohio St.	1 3							
16 A	Purdue	0 3	2 H	Penn St.	0 3							
71 A	Illinois	0 3	20 A	Minnesota	0 3							
70 A	Michigan St.	0 3	116 A	Iowa	2 3							

Non-Div. I Games:

Indiana

Average RPI Win:		171	WON-LOST RECORD		WINNING PCT. RANK		LAST 10 GAMES		STRENGTH OF SCHEDULE		OPP. STRENGTH OF SCHEDULE		TEAM RPI		ADJ RPI		CONF. RPI		ADJ CONF. RPI				
DIV. I ONLY			14- 15		.48276 168		3- 7		144		104		144		.49669 141		9		8				
DIV. I NON-CONF.			9- 6		.6 114		1- 1		194		121		135		.51336 131		11		11				
TOTALS		RPI 1-50		RPI 51-100		W-L RECORDS		RPI 101-158		RPI 159-999		RPI 150+											
14- 15		0- 5		3- 5		OVERALL		5- 4		6- 1		6- 1											
10- 5		0- 3		2- 2		HOME		4- 0		4- 0		4- 0											
2- 8		0- 2		0- 2		AWAY		1- 3		1- 1		1- 1											
2- 2		0- 0		1- 1		NEUTRAL		0- 1		1- 0		1- 0											
9- 6		0- 1		2- 2		NON-CONFERENCE		2- 3		5- 0		5- 0											
6- 2		0- 1		1- 1		HOME		2- 0		3- 0		3- 0											
1- 2		0- 0		0- 0		AWAY		0- 2		1- 0		1- 0											
2- 2		0- 0		1- 1		NEUTRAL		0- 1		1- 0		1- 0											
5- 9		0- 4		1- 3		CONFERENCE		3- 1		1- 1		1- 1											
4- 3		0- 2		1- 1		HOME		2- 0		1- 0		1- 0											
1- 6		0- 2		0- 2		AWAY		1- 1		0- 1		0- 1											
0- 0		0- 0		0- 0		NEUTRAL		0- 0		0- 0		0- 0											
RPI	S	Opponent		Score		RPI	S	Opponent		Score		RPI	S	Opponent		Score							
15	H	San Diego		1	3	53	H	Loyola Marymount		2	3	108	A	San Diego St.		1	3	229	A	Cal St. Northridge	0	3	
24	A	Long Beach St.		0	3	72	H	UTEP		3	2	112	H	Southern Methodist		3	1	229	H	Cal St. Northridge	3	0	
24	H	Long Beach St.		0	3	75	N	Hofstra		1	3	132	A	Portland St.		1	3	233	N	Evansville	3	0	
34	A	UC Santa Barb.		0	3	79	N	San Francisco		3	1	133	A	UC Riverside		3	1	250	H	UMKC	3	2	
34	H	UC Santa Barb.		1	3	89	A	Cal Poly		1	3	133	H	UC Riverside		3	0	257	A	UC Davis	3	1	
						89	H	Cal Poly		1	3	136	A	UC Irvine		1	3	257	H	UC Davis	3	0	
						90	A	Pacific		1	3	136	H	UC Irvine		3	1	259	H	Marist	3	0	
						90	H	Pacific		3	0	144	N	Oregon		1	3						
												149	H	San Jose St.		3	1						
LAST 10 GAMES																							
						15	H	San Diego		1	3	89	A	Cal Poly		1	3						
						133	H	UC Riverside		3	0	257	H	UC Davis		3	0						
						24	H	Long Beach St.		0	3	90	A	Pacific		1	3						
						136	H	UC Irvine		3	1	229	A	Cal St. Northridge		0	3						
						34	A	UC Santa Barb.		0	3	136	A	UC Irvine		1	3						

Non-Div. I Games:

Cal St. Fullerton

Average RPI Win:		224	WON-LOST RECORD		WINNING PCT. RANK		LAST 10 GAMES		STRENGTH OF SCHEDULE		OPP. STRENGTH OF SCHEDULE		TEAM RPI		ADJ RPI		CONF. RPI		ADJ CONF. RPI				
DIV. I ONLY			19- 14		.57576 117		4- 6		184		182		136		.49653 142		13		13				
DIV. I NON-CONF.			14- 6		.7 73		2- 1		188		228		115		.52405 119		13		13				
TOTALS		RPI 1-50		RPI 51-100		W-L RECORDS		RPI 101-158		RPI 159-999		RPI 150+											
19- 14		0- 2		0- 7		OVERALL		4- 4		15- 1		17- 3											
7- 6		0- 1		0- 3		HOME		2- 1		5- 1		5- 2											
6- 7		0- 1		0- 3		AWAY		1- 3		5- 0		6- 1											
6- 1		0- 0		0- 1		NEUTRAL		1- 0		5- 0		6- 0											
14- 6		0- 2		0- 3		NON-CONFERENCE		2- 0		12- 1		13- 1											
4- 2		0- 1		0- 0		HOME		1- 0		3- 1		3- 1											
4- 3		0- 1		0- 2		AWAY		0- 0		4- 0		4- 0											
6- 1		0- 0		0- 1		NEUTRAL		1- 0		5- 0		6- 0											
5- 8		0- 0		0- 4		CONFERENCE		2- 4		3- 0		4- 2											
3- 4		0- 0		0- 3		HOME		1- 1		2- 0		2- 1											
2- 4		0- 0		0- 1		AWAY		1- 3		1- 0		2- 1											
0- 0		0- 0		0- 0		NEUTRAL		0- 0		0- 0		0- 0											
RPI	S	Opponent		Score		RPI	S	Opponent		Score		RPI	S	Opponent		Score							
25	H	Maryland		0	3	54	H	Dayton		0	3	122	A	St. Louis		2	3	175	H	Central Conn. St.		3	1
44	A	Syracuse		2	3	55	N	Utah St.		0	3	130	A	Charlotte		2	3	190	A	Stony Brook		3	0
						66	A	St. John's (N.Y.)		0	3	130	H	Charlotte		3	0	218	H	St. Peter's		2	3
						76	A	Temple		0	3	148	H	Siena		3	0	221	H	Manhattan		3	0
						76	H	Temple		2	3	152	N	Princeton		3	0	226	H	Iona		3	1
						77	A	Tulsa		1	3	153	A	Duquesne		3	0	235	A	Colgate		3	1
						92	H	Xavier		0	3	155	A	George Washington		0	3	237	A	North Carolina St.		3	1
												155	H	George Washington		2	3	240	H	Rhode Island		3	0
																		243	A	La Salle		3	1
																		243	H	La Salle		3	0
																		259	A	Marist		3	0
																		262	N	Tex.-Pan American		3	0
																		263	N	Lamar		3	0
																		274	N	Campbell		3	2
																		300	N	Citadel		3	0
																		310	N	Providence		3	0
						LAST 10 GAMES																	
						76	A	Temple		0	3	190	A	Stony Brook		3	0						
						243	A	La Salle		3	1	153	A	Duquesne		3	0						
						155	A	George Washington		0	3	122	A	St. Louis		2	3						
						130	A	Charlotte		2	3	259	A	Marist		3	0						
						44	A	Syracuse		2	3	155	H	George Washington		2	3						

Non-Div. I Games:

Fordham

Average RPI Win: 186		WON-LOST	WINNING	LAST 10	STRENGTH OF		OPP. STRENGTH	TEAM	ADJ	CONF.	ADJ CONF.
Average RPI Loss: 37		RECORD	PCT. RANK	GAMES	SCHEDULE		OF SCHEDULE	RPI	RPI	RPI	RPI
DIV. I ONLY		8- 20	.28571	252	2- 8		52	9	151	.49489	143
DIV. I NON-CONF.		5- 5	.5	163	0- 0		146	42	138	.50975	137
TOTALS		RPI 1-50	RPI 51-100		W-L RECORDS		RPI 101-158		RPI 159-999		RPI 150+
8- 20		0- 16	0- 3		OVERALL		3- 0		5- 1		6- 1
5- 7		0- 6	0- 1		HOME		2- 0		3- 0		4- 0
3- 9		0- 7	0- 1		AWAY		1- 0		2- 1		2- 1
0- 4		0- 3	0- 1		NEUTRAL		0- 0		0- 0		0- 0
5- 5		0- 4	0- 1		NON-CONFERENCE		1- 0		4- 0		5- 0
3- 0		0- 0	0- 0		HOME		1- 0		2- 0		3- 0
2- 1		0- 1	0- 0		AWAY		0- 0		2- 0		2- 0
0- 4		0- 3	0- 1		NEUTRAL		0- 0		0- 0		0- 0
3- 15		0- 12	0- 2		CONFERENCE		2- 0		1- 1		1- 1
2- 7		0- 6	0- 1		HOME		1- 0		1- 0		1- 0
1- 8		0- 6	0- 1		AWAY		1- 0		0- 1		0- 1
0- 0		0- 0	0- 0		NEUTRAL		0- 0		0- 0		0- 0
RPI S	Opponent	Score	RPI S	Opponent	Score	RPI S	Opponent	Score	RPI S	Opponent	Score
3 A	Washington	0 3	88 N	UNLV	0 3	144 A	Oregon	3 1	167 H	Texas St.	3 1
3 H	Washington	0 3	97 A	Oregon St.	0 3	144 H	Oregon	3 0	189 A	Washington St.	1 3
6 A	Arizona	0 3	97 H	Oregon St.	2 3	157 H	Auburn	3 0	189 H	Washington St.	3 1
6 H	Arizona	0 3							202 A	Tulane	3 1
10 A	Stanford	0 3							229 A	Cal St. Northridge	3 2
10 H	Stanford	0 3							253 H	Northern Ariz.	3 0
11 A	Notre Dame	2 3									
18 A	Southern California	0 3									
18 H	Southern California	1 3									
19 N	Texas	0 3									
21 A	UCLA	1 3									
21 H	UCLA	0 3									
29 A	California	0 3									
29 H	California	0 3									
35 N	LSU	1 3									
36 N	St. Mary's (Cal.)	0 3									
LAST 10 GAMES											
144 A	Oregon	3 1	10 A	Stanford	0 3						
97 A	Oregon St.	0 3	6 A	Arizona	0 3						
18 H	Southern California	1 3	3 H	Washington	0 3						
21 H	UCLA	0 3	189 H	Washington St.	3 1						
29 A	California	0 3	21 A	UCLA	1 3						

Non-Div. I Games:

Arizona St.

Oregon

Through Games Of Final 2005 RPI

Average RPI Win: 167		WON-LOST	WINNING	LAST 10	STRENGTH OF		OPP. STRENGTH	TEAM	ADJ	CONF.	ADJ CONF.
Average RPI Loss: 54		RECORD	PCT. RANK	GAMES	SCHEDULE		OF SCHEDULE	RPI	RPI	RPI	RPI
DIV. I ONLY		11- 18	.37931	213	1- 9		87	35	142	.49466	144
DIV. I NON-CONF.		10- 1	.90909	8	1- 0		201	144	47	.58304	52
TOTALS		RPI 1-50	RPI 51-100		W-L RECORDS		RPI 101-158		RPI 159-999		RPI 150+
11- 18	0- 12	2- 2		OVERALL		2- 3		7- 1		7- 1	
6- 8	0- 6	1- 1		HOME		1- 1		4- 0		4- 0	
2- 10	0- 6	0- 1		AWAY		0- 2		2- 1		2- 1	
3- 0	0- 0	1- 0		NEUTRAL		1- 0		1- 0		1- 0	
10- 1	0- 0	2- 0		NON-CONFERENCE		2- 1		6- 0		6- 0	
5- 0	0- 0	1- 0		HOME		1- 0		3- 0		3- 0	
2- 1	0- 0	0- 0		AWAY		0- 1		2- 0		2- 0	
3- 0	0- 0	1- 0		NEUTRAL		1- 0		1- 0		1- 0	
1- 17	0- 12	0- 2		CONFERENCE		0- 2		1- 1		1- 1	
1- 8	0- 6	0- 1		HOME		0- 1		1- 0		1- 0	
0- 9	0- 6	0- 1		AWAY		0- 1		0- 1		0- 1	
0- 0	0- 0	0- 0		NEUTRAL		0- 0		0- 0		0- 0	
RPI S	Opponent	Score	RPI S	Opponent	Score	RPI S	Opponent	Score	RPI S	Opponent	Score
3 A	Washington	0 3	73 H	Eastern Wash.	3 1	132 A	Portland St.	1 3	180 A	Fresno St.	3 0
3 H	Washington	0 3	79 N	San Francisco	3 1	132 H	Portland St.	3 0	180 A	Fresno St.	3 1
6 A	Arizona	0 3	97 A	Oregon St.	0 3	141 N	Cal St. Fullerton	3 1	189 A	Washington St.	2 3
6 H	Arizona	1 3	97 H	Oregon St.	2 3	143 A	Arizona St.	0 3	189 H	Washington St.	3 0
10 A	Stanford	0 3				143 H	Arizona St.	1 3	201 H	Portland	3 0
10 H	Stanford	0 3							205 H	Gonzaga	3 0
18 A	Southern California	0 3							225 H	South Dakota St.	3 0
18 H	Southern California	1 3							233 N	Evansville	3 2
21 A	UCLA	0 3									
21 H	UCLA	2 3									
29 A	California	0 3									
29 H	California	1 3									
			LAST 10 GAMES								
			143 H	Arizona St.	1 3	132 H	Portland St.	3 0			
			6 H	Arizona	1 3	21 H	UCLA	2 3			
			3 A	Washington	0 3	18 H	Southern California	1 3			
			189 A	Washington St.	2 3	29 A	California	0 3			
			97 H	Oregon St.	2 3	10 A	Stanford	0 3			

Non-Div. I Games: Southern Ore. 3 0

Oregon

Non-Div. I Games:

Penn

Average RPI Win:	158	WON-LOST	WINNING	LAST 10	STRENGTH OF	OPP. STRENGTH	TEAM	ADJ	CONF.	ADJ CONF.	
Average RPI Loss:	85	RECORD	PCT. RANK	GAMES	SCHEDULE	OF SCHEDULE	RPI	RPI	RPI	RPI	
DIV. I ONLY	13- 18	.41935	194	2- 8	127	83	160	.49389	146	11	10
DIV. I NON-CONF.	5- 4	.55556	138	0- 0	170	73	133	.51476	130	6	6
<hr/>											
TOTALS	RPI 1-50	RPI 51-100		W-L RECORDS	RPI 101-158		RPI 159-999		RPI 150+		
13- 18	1- 6	2- 6		OVERALL	2- 5		8- 1		8- 1		
7- 6	1- 2	1- 1		HOME	1- 3		4- 0		4- 0		
3- 11	0- 4	1- 4		AWAY	0- 2		2- 1		2- 1		
3- 1	0- 0	0- 1		NEUTRAL	1- 0		2- 0		2- 0		
<hr/>											
5- 4	0- 1	1- 1		NON-CONFERENCE	1- 2		3- 0		3- 0		
1- 2	0- 0	0- 0		HOME	0- 2		1- 0		1- 0		
1- 1	0- 1	1- 0		AWAY	0- 0		0- 0		0- 0		
3- 1	0- 0	0- 1		NEUTRAL	1- 0		2- 0		2- 0		
<hr/>											
8- 14	1- 5	1- 5		CONFERENCE	1- 3		5- 1		5- 1		
6- 4	1- 2	1- 1		HOME	1- 1		3- 0		3- 0		
2- 10	0- 3	0- 4		AWAY	0- 2		2- 1		2- 1		
0- 0	0- 0	0- 0		NEUTRAL	0- 0		0- 0		0- 0		
<hr/>											
RPI S	Opponent	Score	RPI S	Opponent	Score	RPI S	Opponent	Score	RPI S	Opponent	Score
25 A	Maryland	0 3	74 A	Virginia	0 3	105 A	Wake Forest	0 3	161 N	Northern Colo.	3 1
25 H	Maryland	0 3	74 H	Virginia	1 3	105 H	Wake Forest	3 0	174 A	Clemson	3 0
32 A	Duke	1 3	78 A	Miami (Ohio)	3 2	111 H	Mississippi St.	0 3	174 H	Clemson	3 1
32 H	Duke	3 2	93 A	Miami (Fla.)	1 3	120 A	Florida St.	0 3	203 N	Wright St.	3 1
41 A	Colorado St.	0 3	93 A	Miami (Fla.)	1 3	120 H	Florida St.	0 3	208 A	Boston College	0 3
46 A	North Carolina	0 3	95 A	Georgia Tech	2 3	128 H	Wis.-Milwaukee	0 3	208 H	Boston College	3 0
46 H	North Carolina	1 3	95 H	Georgia Tech	3 1	136 N	UC Irvine	3 2	220 H	Georgetown	3 0
			97 N	Oregon St.	0 3				237 A	North Carolina St.	3 0
									237 H	North Carolina St.	3 0
<hr/>											
LAST 10 GAMES											
			95 H	Georgia Tech	3 1	93 A	Miami (Fla.)	1 3			
			174 H	Clemson	3 1	25 A	Maryland	0 3			
			105 A	Wake Forest	0 3	208 A	Boston College	0 3			
			32 A	Duke	1 3	74 H	Virginia	1 3			
			120 H	Florida St.	0 3	46 H	North Carolina	1 3			

Non-Div. I Games:

Virginia Tech

Average RPI Win: 167		WON-LOST	WINNING	LAST 10	STRENGTH OF		OPP. STRENGTH	TEAM	ADJ	CONF.	ADJ CONF.		
Average RPI Loss: 49		RECORD	PCT. RANK	GAMES	SCHEDULE		OF SCHEDULE	RPI	RPI	RPI	RPI		
DIV. I ONLY		7- 22	.24138	269	2- 8		38	29	170	.49156	147	3	3
DIV. I NON-CONF.		5- 4	.55556	138	0- 0		97	117	103	.53732	102	2	2
TOTALS		RPI 1-50	RPI 51-100		W-L RECORDS		RPI 101-158		RPI 159-999		RPI 150+		
7- 22		0- 12	0- 7		OVERALL		5- 3		2- 0		4- 0		
4- 8		0- 5	0- 3		HOME		2- 0		2- 0		2- 0		
2- 12		0- 6	0- 3		AWAY		2- 3		0- 0		2- 0		
1- 2		0- 1	0- 1		NEUTRAL		1- 0		0- 0		0- 0		
5- 4		0- 2	0- 1		NON-CONFERENCE		3- 1		2- 0		4- 0		
2- 0		0- 0	0- 0		HOME		0- 0		2- 0		2- 0		
2- 2		0- 1	0- 0		AWAY		2- 1		0- 0		2- 0		
1- 2		0- 1	0- 1		NEUTRAL		1- 0		0- 0		0- 0		
2- 18		0- 10	0- 6		CONFERENCE		2- 2		0- 0		0- 0		
2- 8		0- 5	0- 3		HOME		2- 0		0- 0		0- 0		
0- 10		0- 5	0- 3		AWAY		0- 2		0- 0		0- 0		
0- 0		0- 0	0- 0		NEUTRAL		0- 0		0- 0		0- 0		
RPI S	Opponent	Score	RPI S	Opponent	Score	RPI S	Opponent	Score	RPI S	Opponent	Score		
1 A	Nebraska	0 3	59 A	Texas A&M	0 3	110 A	Baylor	1 3	204 H	Loyola (Ill.)	3 1		
1 H	Nebraska	1 3	59 H	Texas A&M	1 3	110 H	Baylor	3 0	278 H	Texas-Arlington	3 0		
8 A	Missouri	0 3	65 A	Kansas	2 3	125 A	Texas Tech	0 3					
8 H	Missouri	0 3	65 H	Kansas	1 3	125 H	Texas Tech	3 2					
11 N	Notre Dame	0 3	69 A	Iowa St.	0 3	127 A	Oral Roberts	2 3					
19 A	Texas	0 3	69 H	Iowa St.	1 3	140 N	Indiana	3 0					
19 H	Texas	0 3	84 N	Rice	2 3	156 A	TCU	3 1					
27 A	Kansas St.	0 3				158 A	UTSA	3 0					
27 H	Kansas St.	0 3											
39 A	Alabama	0 3											
45 A	Colorado	0 3											
45 H	Colorado	2 3											
LAST 10 GAMES													
	27 A Kansas St.	0 3		8 H Missouri	0 3								
	19 H Texas	0 3		1 A Nebraska	0 3								
	110 H Baylor	3 0		59 A Texas A&M	0 3								
	69 A Iowa St.	0 3		125 H Texas Tech	3 2								
	65 H Kansas	1 3		45 A Colorado	0 3								

Non-Div. I Games:

Oklahoma

[illegible]

Non-Div. I Games:

Siena

Average RPI Win:		196	WON-LOST	WINNING	LAST 10	STRENGTH OF		OPP. STRENGTH	TEAM	ADJ	CONF.	ADJ CONF.
Average RPI Loss:		68	RECORD	PCT. RANK	GAMES	SCHEDULE		OF SCHEDULE	RPI	RPI	RPI	RPI
DIV. I ONLY		12- 17		.41379	196	3- 7		132	82	165	.49106	149
DIV. I NON-CONF.		5- 7		.41667	201	0- 0		187	92	191	.47135	182
TOTALS		RPI 1-50		RPI 51-100		W-L RECORDS		RPI 101-158		RPI 159-999		RPI 150+
12- 17		0- 4		1- 9		OVERALL		1- 3		10- 1		10- 1
4- 4		0- 1		1- 2		HOME		1- 0		2- 1		2- 1
5- 9		0- 2		0- 5		AWAY		0- 2		5- 0		5- 0
3- 4		0- 1		0- 2		NEUTRAL		0- 1		3- 0		3- 0
5- 7		0- 2		0- 3		NON-CONFERENCE		0- 2		5- 0		5- 0
0- 0		0- 0		0- 0		HOME		0- 0		0- 0		0- 0
2- 4		0- 1		0- 2		AWAY		0- 1		2- 0		2- 0
3- 3		0- 1		0- 1		NEUTRAL		0- 1		3- 0		3- 0
7- 10		0- 2		1- 6		CONFERENCE		1- 1		5- 1		5- 1
4- 4		0- 1		1- 2		HOME		1- 0		2- 1		2- 1
3- 5		0- 1		0- 3		AWAY		0- 1		3- 0		3- 0
0- 1		0- 0		0- 1		NEUTRAL		0- 0		0- 0		0- 0
RPI S	Opponent	Score	RPI S	Opponent	Score	RPI S	Opponent	Score	RPI S	Opponent	Score	
9 A	Santa Clara	0 3	52 A	New Mexico St.	1 3	104 A	Idaho	2 3	180 A	Fresno St.	3 1	
13 N	Wisconsin	0 3	52 H	New Mexico St.	0 3	104 H	Idaho	3 2	180 H	Fresno St.	2 3	
14 A	Hawaii	0 3	52 N	New Mexico St.	1 3	133 N	UC Riverside	0 3	193 N	Weber St.	3 2	
14 H	Hawaii	0 3	53 N	Loyola Marymount	2 3	141 A	Cal St. Fullerton	1 3	194 A	Boise St.	3 1	
			55 A	Utah St.	1 3				194 H	Boise St.	3 0	
			55 H	Utah St.	1 3				200 A	Louisiana Tech	3 0	
			67 A	Nevada	0 3				200 H	Louisiana Tech	3 0	
			67 H	Nevada	3 2				201 N	Portland	3 2	
			79 A	San Francisco	2 3				257 A	UC Davis	3 1	
			89 A	Cal Poly	1 3				266 A	Air Force	3 1	
									290 N	Loyola (Md.)	3 0	
LAST 10 GAMES												
			52 N	New Mexico St.	1 3	52 A	New Mexico St.	1 3				
			104 A	Idaho	2 3	200 A	Louisiana Tech	3 0				
			194 A	Boise St.	3 1	55 H	Utah St.	1 3				
			14 H	Hawaii	0 3	180 A	Fresno St.	3 1				
			180 H	Fresno St.	2 3	14 A	Hawaii	0 3				

Non-Div. I Games:

San Jose St.

[illegible]

Non-Div. I Games:

Belmont

Average RPI Win:	236	WON-LOST	WINNING	LAST 10	STRENGTH OF	OPP. STRENGTH	TEAM	ADJ	CONF.	ADJ CONF.	
Average RPI Loss:	118	RECORD	PCT. RANK	GAMES	SCHEDULE	OF SCHEDULE	RPI	RPI	RPI	RPI	
DIV. I ONLY	17- 10	.62963	91	6- 2	233	213	141	.48923	151	22	24
DIV. I NON-CONF.	8- 7	.53333	151	1- 1	251	199	196	.45274	198	23	23
<hr/>											
TOTALS	RPI 1-50	RPI 51-100		W-L RECORDS	RPI 101-158		RPI 159-999		RPI 150+		
17- 10	0- 2	0- 3		OVERALL	1- 1		16- 4		16- 4		
7- 4	0- 1	0- 2		HOME	1- 0		6- 1		6- 1		
7- 4	0- 1	0- 1		AWAY	0- 0		7- 2		7- 2		
3- 2	0- 0	0- 0		NEUTRAL	0- 1		3- 1		3- 1		
<hr/>											
8- 7	0- 0	0- 3		NON-CONFERENCE	0- 1		8- 3		8- 3		
2- 3	0- 0	0- 2		HOME	0- 0		2- 1		2- 1		
3- 2	0- 0	0- 1		AWAY	0- 0		3- 1		3- 1		
3- 2	0- 0	0- 0		NEUTRAL	0- 1		3- 1		3- 1		
<hr/>											
9- 3	0- 2	0- 0		CONFERENCE	1- 0		8- 1		8- 1		
5- 1	0- 1	0- 0		HOME	1- 0		4- 0		4- 0		
4- 2	0- 1	0- 0		AWAY	0- 0		4- 1		4- 1		
0- 0	0- 0	0- 0		NEUTRAL	0- 0		0- 0		0- 0		
<hr/>											
RPI S	Opponent	Score	RPI S	Opponent	Score	RPI S	Opponent	Score	RPI S	Opponent	Score
47 A	Fla. Atlantic	1 3	51 H	Eastern Mich.	1 3	140 N	Indiana	0 3	172 A	UCF	3 2
47 H	Fla. Atlantic	0 3	57 A	Winthrop	0 3	150 H	Belmont	3 1	173 A	Jacksonville	1 3
			73 H	Eastern Wash.	0 3				173 H	Jacksonville	3 0
									185 A	South Fla.	0 3
									192 N	Furman	1 3
									199 H	East Tenn. St.	3 0
									211 H	Robert Morris	0 3
									214 N	Mississippi	3 1
									230 A	Mercer	3 0
									231 H	Lipscomb	3 0
									232 A	Troy	3 1
									244 N	Southern Miss.	3 1
									245 H	Charleston So.	3 1
									267 A	Stetson	3 0
									267 H	Stetson	3 0
									270 N	Samford	3 0
									272 A	South Ala.	3 1
									274 A	Campbell	3 0
									284 H	Bethune-Cookman	3 0
									293 A	Gardner-Webb	3 0
<hr/>											
LAST 10 GAMES											
185 A	South Fla.	0 3	47 H	Fla. Atlantic	0 3						
267 H	Stetson	3 0	274 A	Campbell	3 0						
172 A	UCF	3 2	293 A	Gardner-Webb	3 0						
150 H	Belmont	3 1	199 H	East Tenn. St.	3 0						
231 H	Lipscomb	3 0	173 H	Jacksonville	3 0						

Non-Div. I Games: Fla. Gulf Coast 3 0 Flagler 3 1

North Fla.

Average RPI Win: 232		WON-LOST RECORD		WINNING PCT. RANK		LAST 10 GAMES		STRENGTH OF SCHEDULE		OPP. STRENGTH OF SCHEDULE		TEAM RPI		ADJ RPI		CONF. RPI		ADJ CONF. RPI	
DIV. I ONLY		16- 7		.69565 64		6- 3		277		240		150		.48854 152		15		15	
DIV. I NON-CONF.		8- 1		.88889 15		0- 0		307		300		169		.4834 169		16		16	
TOTALS		RPI 1-50		RPI 51-100		W-L RECORDS		RPI 101-158		RPI 159-999		RPI 150+							
16- 7		0- 0		1- 3		OVERALL		1- 2		14- 2		14- 2							
5- 2		0- 0		1- 1		HOME		0- 1		4- 0		4- 0							
6- 4		0- 0		0- 2		AWAY		1- 0		5- 2		5- 2							
5- 1		0- 0		0- 0		NEUTRAL		0- 1		5- 0		5- 0							
8- 1		0- 0		0- 0		NON-CONFERENCE		0- 1		8- 0		8- 0							
0- 0		0- 0		0- 0		HOME		0- 0		0- 0		0- 0							
3- 0		0- 0		0- 0		AWAY		0- 0		3- 0		3- 0							
5- 1		0- 0		0- 0		NEUTRAL		0- 1		5- 0		5- 0							
8- 6		0- 0		1- 3		CONFERENCE		1- 1		6- 2		6- 2							
5- 2		0- 0		1- 1		HOME		0- 1		4- 0		4- 0							
3- 4		0- 0		0- 2		AWAY		1- 0		2- 2		2- 2							
0- 0		0- 0		0- 0		NEUTRAL		0- 0		0- 0		0- 0							
RPI	S	Opponent	Score	RPI	S	Opponent	Score	RPI	S	Opponent	Score	RPI	S	Opponent	Score				
				56	A	Cornell	0 3	142	N	Fordham	0 3	165	A	Brown	1 3				
				56	H	Cornell	3 0	145	A	Penn	3 1	165	H	Brown	3 0				
				96	A	Yale	1 3	145	H	Penn	1 3	170	A	Dartmouth	3 1				
				96	H	Yale	0 3					170	H	Dartmouth	3 0				
												186	A	Columbia	0 3				
												186	H	Columbia	3 0				
												235	A	Colgate	3 0				
												259	A	Marist	3 1				
												276	A	Harvard	3 1				
												276	H	Harvard	3 0				
												277	N	Morgan St.	3 1				
												283	A	Rider	3 0				
												298	N	Fairleigh Dickinson	3 1				
												302	N	Wagner	3 0				
												310	N	Providence	3 0				
												310	N	Providence	3 0				
				LAST 10 GAMES															
				145 A Penn 3 1								170 A Dartmouth 3 1							
				56 H Cornell 3 0								276 A Harvard 3 1							
				186 H Columbia 3 0								96 H Yale 0 3							
				165 A Brown 1 3								165 H Brown 3 0							
				96 A Yale 1 3								186 A Columbia 0 3							

Non-Div. I Games: Seton Hill

3 0

Juniata

0

3

Princeton

Average RPI Win: 236		WON-LOST	WINNING	LAST 10	STRENGTH OF		OPP. STRENGTH	TEAM	ADJ	CONF.	ADJ CONF.
Average RPI Loss: 106		RECORD	PCT. RANK	GAMES	SCHEDULE		OF SCHEDULE	RPI	RPI	RPI	RPI
DIV. I ONLY		15- 13	.53571	133	4- 6		195	211	166	.48825	153
DIV. I NON-CONF.		10- 5	.66667	83	2- 0		220	277	152	.49782	153
TOTALS		RPI 1-50	RPI 51-100		W-L RECORDS		RPI 101-158		RPI 159-999		RPI 150+
15- 13	0- 0	0- 7		OVERALL		2- 5		13- 1		14- 1	
5- 5	0- 0	0- 3		HOME		1- 2		4- 0		4- 0	
7- 7	0- 0	0- 4		AWAY		1- 3		5- 0		6- 0	
4- 1	0- 0	0- 0		NEUTRAL		0- 0		4- 1		4- 1	
10- 5	0- 0	0- 2		NON-CONFERENCE		0- 2		10- 1		10- 1	
3- 2	0- 0	0- 1		HOME		0- 1		3- 0		3- 0	
3- 2	0- 0	0- 1		AWAY		0- 1		3- 0		3- 0	
4- 1	0- 0	0- 0		NEUTRAL		0- 0		4- 1		4- 1	
5- 8	0- 0	0- 5		CONFERENCE		2- 3		3- 0		4- 0	
2- 3	0- 0	0- 2		HOME		1- 1		1- 0		1- 0	
3- 5	0- 0	0- 3		AWAY		1- 2		2- 0		3- 0	
0- 0	0- 0	0- 0		NEUTRAL		0- 0		0- 0		0- 0	
RPI S	Opponent	Score	RPI S	Opponent	Score	RPI S	Opponent	Score	RPI S	Opponent	Score
			54 A Dayton	1 3	122 A St. Louis	0 3	179 N Memphis	3 2			
			54 H Dayton	0 3	122 H St. Louis	3 0	187 N Buffalo	1 3			
			63 H Pittsburgh	0 3	130 A Charlotte	0 3	199 N East Tenn. St.	3 0			
			76 A Temple	0 3	135 H Cleveland St.	0 3	211 A Robert Morris	3 2			
			91 A Eastern Ky.	0 3	138 A West Virginia	1 3	223 A Davidson	3 0			
			92 A Xavier	1 3	142 H Fordham	0 3	240 A Rhode Island	3 0			
			92 H Xavier	1 3	155 A George Washington	3 1	240 H Rhode Island	3 1			
							243 A La Salle	3 0			
							277 A Morgan St.	3 0			
							280 H St. Francis (Pa.)	3 0			
							283 H Rider	3 0			
							286 N Morehead St.	3 1			
							294 H Youngstown St.	3 0			
							305 N Howard	3 0			
			LAST 10 GAMES								
			240 A Rhode Island	3 0	211 A Robert Morris	3 2					
			122 A St. Louis	0 3	142 H Fordham	0 3					
			54 H Dayton	0 3	240 H Rhode Island	3 1					
			92 H Xavier	1 3	92 A Xavier	1 3					
			277 A Morgan St.	3 0	54 A Dayton	1 3					

Non-Div. I Games:

Duquesne

Wyoming

Through Games Of Final 2005 RPI

Average RPI Win: 200		WON-LOST	WINNING	LAST 10	STRENGTH OF		OPP. STRENGTH	TEAM	ADJ	CONF.	ADJ CONF.
Average RPI Loss: 83		RECORD	PCT. RANK	GAMES	SCHEDULE		OF SCHEDULE	RPI	RPI	RPI	RPI
DIV. I ONLY		12- 16	.42857 192	6- 4	111		119	158	.48692 154	7	9
DIV. I NON-CONF.		5- 6	.45455 189	0- 0	198		238	197	.45713 192	9	9
TOTALS		RPI 1-50	RPI 51-100		W-L RECORDS		RPI 101-158		RPI 159-999		RPI 150+
12- 16	0- 7	1- 2		OVERALL		4- 5		7- 2		8- 3	
6- 8	0- 3	1- 1		HOME		3- 2		2- 2		3- 2	
3- 6	0- 3	0- 1		AWAY		1- 2		2- 0		2- 1	
3- 2	0- 1	0- 0		NEUTRAL		0- 1		3- 0		3- 0	
5- 6	0- 0	0- 1		NON-CONFERENCE		0- 3		5- 2		5- 2	
1- 5	0- 0	0- 1		HOME		0- 2		1- 2		1- 2	
1- 0	0- 0	0- 0		AWAY		0- 0		1- 0		1- 0	
3- 1	0- 0	0- 0		NEUTRAL		0- 1		3- 0		3- 0	
7- 10	0- 7	1- 1		CONFERENCE		4- 2		2- 0		3- 1	
5- 3	0- 3	1- 0		HOME		3- 0		1- 0		2- 0	
2- 6	0- 3	0- 1		AWAY		1- 2		1- 0		1- 1	
0- 1	0- 1	0- 0		NEUTRAL		0- 0		0- 0		0- 0	
RPI S	Opponent	Score	RPI S	Opponent	Score	RPI S	Opponent	Score	RPI S	Opponent	Score
22 A	Brigham Young	0 3	52 H	New Mexico St.	0 3	102 H	Florida A&M	1 3	161 H	Northern Colo.	2 3
22 H	Brigham Young	0 3	88 A	UNLV	0 3	108 A	San Diego St.	0 3	177 A	North Texas	3 0
23 A	Utah	1 3	88 H	UNLV	3 1	108 H	San Diego St.	3 0	194 H	Boise St.	3 0
23 H	Utah	1 3				125 H	Texas Tech	0 3	207 H	Utah Valley St.	2 3
23 N	Utah	0 3				126 N	Montana St.	2 3	266 A	Air Force	3 0
41 A	Colorado St.	2 3				129 A	New Mexico	3 2	266 H	Air Force	3 0
41 H	Colorado St.	0 3				129 H	New Mexico	3 0	291 N	Prairie View	3 0
						156 A	TCU	0 3	293 N	Gardner-Webb	3 0
						156 H	TCU	3 0	301 N	Centenary (La.)	3 0
LAST 10 GAMES											
23 N	Utah	0 3	23 A	Utah	1 3						
129 H	New Mexico	3 0	88 H	UNLV	3 1						
266 H	Air Force	3 0	108 H	San Diego St.	3 0						
156 H	TCU	3 0	41 H	Colorado St.	0 3						
22 A	Brigham Young	0 3	266 A	Air Force	3 0						

Non-Div. I Games:

Wyoming

Average RPI Win:	210	WON-LOST RECORD	WINNING PCT. RANK	LAST 10 GAMES	STRENGTH OF SCHEDULE	OPP. STRENGTH OF SCHEDULE	TEAM RPI	ADJ RPI	CONF. RPI	ADJ CONF. RPI					
Average RPI Loss:	105	14- 15	.48276	168	7- 3	140	169	155	.48648	155	13	13			
DIV. I ONLY		9- 7	.5625	134	3- 0	150	210	139	.50626	141	13	13			
DIV. I NON-CONF.															
<hr/>															
TOTALS	RPI 1-50	RPI 51-100		W-L RECORDS		RPI 101-158		RPI 159-999		RPI 150+					
14- 15	0- 2	1- 7		OVERALL		4- 4		9- 2		9- 3					
6- 5	0- 0	1- 2		HOME		1- 3		4- 0		4- 1					
7- 8	0- 1	0- 4		AWAY		2- 1		5- 2		5- 2					
1- 2	0- 1	0- 1		NEUTRAL		1- 0		0- 0		0- 0					
<hr/>															
9- 7	0- 2	1- 3		NON-CONFERENCE		1- 1		7- 1		7- 1					
4- 1	0- 0	1- 1		HOME		0- 0		3- 0		3- 0					
4- 4	0- 1	0- 1		AWAY		0- 1		4- 1		4- 1					
1- 2	0- 1	0- 1		NEUTRAL		1- 0		0- 0		0- 0					
<hr/>															
5- 8	0- 0	0- 4		CONFERENCE		3- 3		2- 1		2- 2					
2- 4	0- 0	0- 1		HOME		1- 3		1- 0		1- 1					
3- 4	0- 0	0- 3		AWAY		2- 0		1- 1		1- 1					
0- 0	0- 0	0- 0		NEUTRAL		0- 0		0- 0		0- 0					
<hr/>															
RPI	S	Opponent	Score	RPI	S	Opponent	Score	RPI	S	Opponent	Score	RPI	S	Opponent	Score
28	N	Western Ky.	0 3	54	A	Dayton	0 3	118	N	Jacksonville St.	3 0	160	A	James Madison	1 3
50	A	Cincinnati	0 3	76	A	Temple	0 3	122	H	St. Louis	1 3	220	A	Georgetown	3 1
				76	H	Temple	0 3	128	A	Wis.-Milwaukee	2 3	226	H	Iona	3 0
				81	H	American	3 1	130	A	Charlotte	3 0	227	A	UMBC	3 1
				83	N	Long Island	0 3	130	H	Charlotte	2 3	240	A	Rhode Island	3 0
				85	H	Towson	0 3	142	A	Fordham	3 2	243	A	La Salle	0 3
				92	A	Xavier	0 3	142	H	Fordham	3 0	243	H	La Salle	3 0
				95	A	Georgia Tech	1 3	153	H	Duquesne	1 3	271	H	Delaware St.	3 0
												275	A	George Mason	3 1
												305	A	Howard	3 0
												314	H	Md.-East. Shore	3 1
<hr/>															
				LAST 10 GAMES											
				81	H	American	3 1	76	A	Temple	0 3				
				314	H	Md.-East. Shore	3 1	130	H	Charlotte	2 3				
				142	H	Fordham	3 0	220	A	Georgetown	3 1				
				130	A	Charlotte	3 0	142	A	Fordham	3 2				
				243	A	La Salle	0 3	240	A	Rhode Island	3 0				

Non-Div. I Games:

George Washington

Average RPI Win:		208	WON-LOST RECORD		WINNING PCT. RANK		LAST 10 GAMES		STRENGTH OF SCHEDULE		OPP. STRENGTH OF SCHEDULE		TEAM RPI		ADJ RPI		CONF. RPI		ADJ CONF. RPI			
DIV. I ONLY			16- 18		.47059 173		1- 9		156		122		162		.48481 156		7		9			
DIV. I NON-CONF.			12- 4		.75 56		0- 0		196		208		95		.53817 100		9		9			
TOTALS		RPI 1-50		RPI 51-100		W-L RECORDS		RPI 101-158		RPI 159-999		RPI 150+										
16- 18		1- 7		0- 4		OVERALL		3- 6		12- 1		13- 2										
7- 8		1- 3		0- 2		HOME		1- 3		5- 0		6- 0										
3- 8		0- 3		0- 1		AWAY		1- 3		2- 1		2- 2										
6- 2		0- 1		0- 1		NEUTRAL		1- 0		5- 0		5- 0										
12- 4		0- 1		0- 2		NON-CONFERENCE		2- 1		10- 0		10- 0										
4- 3		0- 1		0- 1		HOME		0- 1		4- 0		4- 0										
3- 0		0- 0		0- 0		AWAY		1- 0		2- 0		2- 0										
5- 1		0- 0		0- 1		NEUTRAL		1- 0		4- 0		4- 0										
4- 14		1- 6		0- 2		CONFERENCE		1- 5		2- 1		3- 2										
3- 5		1- 2		0- 1		HOME		1- 2		1- 0		2- 0										
0- 8		0- 3		0- 1		AWAY		0- 3		0- 1		0- 2										
1- 1		0- 1		0- 0		NEUTRAL		0- 0		1- 0		1- 0										
RPI	S	Opponent		Score		RPI	S	Opponent		Score		RPI	S	Opponent		Score						
20	H	Minnesota		1	3	57	H	Winthrop		2	3	108	A	San Diego St.		1	3	173	N	Jacksonville	3	2
22	A	Brigham Young		0	3	88	A	UNLV		0	3	108	H	San Diego St.		0	3	177	H	North Texas	3	0
22	H	Brigham Young		1	3	88	H	UNLV		1	3	121	A	Denver		3	2	196	H	Maine	3	0
22	N	Brigham Young		0	3	89	N	Cal Poly		1	3	129	A	New Mexico		0	3	215	N	Idaho St.	3	0
23	A	Utah		1	3							129	H	New Mexico		2	3	227	N	UMBC	3	1
23	H	Utah		0	3							134	N	Seton Hall		3	1	248	H	Grambling	3	0
41	A	Colorado St.		0	3							147	H	Oklahoma		1	3	262	A	Tex.-Pan American	3	1
41	H	Colorado St.		3	2							154	A	Wyoming		0	3	266	A	Air Force	0	3
												154	H	Wyoming		3	0	266	H	Air Force	3	1
																		266	N	Air Force	3	1
																		274	H	Campbell	3	0
																		275	A	George Mason	3	0
																		291	N	Prairie View	3	0
LAST 10 GAMES																						
		22	N	Brigham Young	0	3			108	H	San Diego St.	0	3									
		266	N	Air Force	3	1			266	A	Air Force	0	3									
		154	A	Wyoming	0	3			129	A	New Mexico	0	3									
		41	A	Colorado St.	0	3			23	H	Utah	0	3									
		88	H	UNLV	1	3			22	H	Brigham Young	1	3									

Non-Div. I Games:

TCU

Average RPI Win: 174		WON-LOST	WINNING	LAST 10	STRENGTH OF	OPP. STRENGTH	TEAM	ADJ	CONF.	ADJ CONF.		
Average RPI Loss: 68		RECORD	PCT. RANK	GAMES	SCHEDULE	OF SCHEDULE	RPI	RPI	RPI	RPI		
DIV. I ONLY		8- 16	.33333	232	1- 9	82	51	167	.48307	157	4	5
DIV. I NON-CONF.		6- 2	.75	56	0- 0	216	213	108	.53	110	4	4
<hr/>												
TOTALS		RPI 1-50	RPI 51-100		W-L RECORDS	RPI 101-158		RPI 159-999		RPI 150+		
8- 16		0- 9	1- 2		OVERALL	1- 4		6- 1		6- 1		
5- 8		0- 5	0- 1		HOME	1- 2		4- 0		4- 0		
1- 8		0- 4	1- 1		AWAY	0- 2		0- 1		0- 1		
2- 0		0- 0	0- 0		NEUTRAL	0- 0		2- 0		2- 0		
6- 2		0- 0	0- 0		NON-CONFERENCE	0- 2		6- 0		6- 0		
4- 1		0- 0	0- 0		HOME	0- 1		4- 0		4- 0		
0- 1		0- 0	0- 0		AWAY	0- 1		0- 0		0- 0		
2- 0		0- 0	0- 0		NEUTRAL	0- 0		2- 0		2- 0		
2- 14		0- 9	1- 2		CONFERENCE	1- 2		0- 1		0- 1		
1- 7		0- 5	0- 1		HOME	1- 1		0- 0		0- 0		
1- 7		0- 4	1- 1		AWAY	0- 1		0- 1		0- 1		
0- 0		0- 0	0- 0		NEUTRAL	0- 0		0- 0		0- 0		
RPI	S	Opponent	Score	RPI	S	Opponent	Score	RPI	S	Opponent	Score	
4	H	Florida	1 3	62	A	Kentucky	3 0	111	A	Mississippi St.	0 3	
7	A	Tennessee	0 3	68	A	South Carolina	1 3	111	H	Mississippi St.	3 1	
7	H	Tennessee	1 3	68	H	South Carolina	1 3	123	H	Georgia	1 3	
30	A	Arkansas	1 3					139	H	Ga. Southern	2 3	
30	H	Arkansas	1 3					143	A	Arizona St.	0 3	
35	A	LSU	0 3									
35	H	LSU	1 3									
39	A	Alabama	0 3									
39	H	Alabama	0 3									
				LAST 10 GAMES								
				7	A	Tennessee	0 3	35	A	LSU	0 3	
				68	A	South Carolina	1 3	111	H	Mississippi St.	3 1	
				4	H	Florida	1 3	39	A	Alabama	0 3	
				123	H	Georgia	1 3	68	H	South Carolina	1 3	
				30	A	Arkansas	1 3	7	H	Tennessee	1 3	

Non-Div. I Games:

Auburn

Average RPI Win: 229		WON-LOST RECORD		WINNING PCT. RANK		LAST 10 GAMES		STRENGTH OF SCHEDULE		OPP. STRENGTH OF SCHEDULE		TEAM RPI		ADJ RPI		CONF. RPI		ADJ CONF. RPI	
DIV. I ONLY		18- 11		.62069 97		7- 3		217		239		143		.48274 158		25		25	
DIV. I NON-CONF.		4- 4		.5 163		1- 0		109		112		131		.51167 133		29		28	
TOTALS		RPI 1-50		RPI 51-100		W-L RECORDS		RPI 101-158		RPI 159-999		RPI 150+							
18- 11		0- 2		0- 3		OVERALL		1- 1		17- 5		17- 5							
10- 4		0- 1		0- 2		HOME		0- 1		10- 0		10- 0							
5- 5		0- 0		0- 1		AWAY		1- 0		4- 4		4- 4							
3- 2		0- 1		0- 0		NEUTRAL		0- 0		3- 1		3- 1							
4- 4		0- 2		0- 1		NON-CONFERENCE		1- 1		3- 0		3- 0							
1- 3		0- 1		0- 1		HOME		0- 1		1- 0		1- 0							
2- 0		0- 0		0- 0		AWAY		1- 0		1- 0		1- 0							
1- 1		0- 1		0- 0		NEUTRAL		0- 0		1- 0		1- 0							
14- 7		0- 0		0- 2		CONFERENCE		0- 0		14- 5		14- 5							
9- 1		0- 0		0- 1		HOME		0- 0		9- 0		9- 0							
3- 5		0- 0		0- 1		AWAY		0- 0		3- 4		3- 4							
2- 1		0- 0		0- 0		NEUTRAL		0- 0		2- 1		2- 1							
RPI S	Opponent		Score		RPI S	Opponent		Score		RPI S	Opponent		Score		RPI S	Opponent		Score	
35 H	LSU		0	3	64 A	Stephen F. Austin		1	3	130 A	Charlotte		3	0	161 H	Northern Colo.		3	1
43 N	Middle Tenn.		2	3	64 H	Stephen F. Austin		0	3	147 H	Oklahoma		0	3	167 A	Texas St.		1	3
					84 H	Rice		1	3					167 H	Texas St.		3	0	
														167 N	Texas St.		0	3	
														171 H	McNeese St.		3	2	
														176 A	Sam Houston St.		0	3	
														176 H	Sam Houston St.		3	1	
														176 N	Sam Houston St.		3	0	
														197 N	Delaware		3	0	
														242 A	Northwestern St.		1	3	
														242 H	Northwestern St.		3	0	
														242 N	Northwestern St.		3	2	
														249 A	La.-Monroe		3	2	
														249 H	La.-Monroe		3	1	
														258 A	Tex. A&M-Corp. Chris		3	0	
														263 H	Lamar		3	2	
														278 A	Texas-Arlington		1	3	
														278 H	Texas-Arlington		3	1	
														285 A	Southeastern La.		3	0	
														285 H	Southeastern La.		3	0	
														299 A	Nicholls St.		3	0	
														299 H	Nicholls St.		3	0	
				LAST 10 GAMES															
				167 N	Texas St.		0	3	176 H	Sam Houston St.		3	1						
				176 N	Sam Houston St.		3	0	64 H	Stephen F. Austin		0	3						
				242 N	Northwestern St.		3	2	161 H	Northern Colo.		3	1						
				249 A	La.-Monroe		3	2	263 H	Lamar		3	2						
				242 A	Northwestern St.		1	3	171 H	McNeese St.		3	2						

Non-Div. I Games:

UTSA

Average RPI Win:		191	WON-LOST RECORD		WINNING PCT. RANK		LAST 10 GAMES		STRENGTH OF SCHEDULE		OPP. STRENGTH OF SCHEDULE		TEAM RPI		ADJ RPI		CONF. RPI		ADJ CONF. RPI	
Average RPI Loss:		104	16- 17		.48485 164		5- 5		165		120		157		.48155 159		10		11	
DIV. I ONLY			8- 7		.53333 151		1- 0		239		203		190		.45623 194		10		10	
DIV. I NON-CONF.																				
TOTALS		RPI 1-50		RPI 51-100		W-L RECORDS		RPI 101-158		RPI 159-999		RPI 150+								
16- 17		1- 3		1- 5		OVERALL		2- 5		12- 4		12- 4								
8- 7		1- 1		1- 3		HOME		1- 2		5- 1		5- 1								
6- 6		0- 1		0- 2		AWAY		1- 2		5- 1		5- 1								
2- 4		0- 1		0- 0		NEUTRAL		0- 1		2- 2		2- 2								
8- 7		0- 0		0- 1		NON-CONFERENCE		1- 3		7- 3		7- 3								
4- 2		0- 0		0- 1		HOME		1- 1		3- 0		3- 0								
2- 2		0- 0		0- 0		AWAY		0- 1		2- 1		2- 1								
2- 3		0- 0		0- 0		NEUTRAL		0- 1		2- 2		2- 2								
8- 10		1- 3		1- 4		CONFERENCE		1- 2		5- 1		5- 1								
4- 5		1- 1		1- 2		HOME		0- 1		2- 1		2- 1								
4- 4		0- 1		0- 2		AWAY		1- 1		3- 0		3- 0								
0- 1		0- 1		0- 0		NEUTRAL		0- 0		0- 0		0- 0								
RPI	S	Opponent		Score		RPI	S	Opponent		Score		RPI	S	Opponent		Score				
12	H	Ohio		1 3		51	A	Eastern Mich.		0 3		101	H	UNI		1 3				
12	N	Ohio		1 3		51	H	Eastern Mich.		0 3		103	A	Bowling Green		3 1				
49	A	Ball St.		0 3		61	A	Western Mich.		2 3		107	H	Illinois St.		3 1				
49	H	Ball St.		3 2		61	H	Western Mich.		0 3		119	A	Toledo		0 3				
						71	H	Illinois		0 3		119	H	Toledo		2 3				
						78	H	Miami (Ohio)		3 0		121	A	Denver		0 3				
												150	N	Belmont		1 3				
															168	H	Kent St.			
																	2 3			
															182	A	Bradley			
																	3 0			
															187	A	Buffalo			
																	3 1			
															191	A	Akron			
																	3 2			
															191	H	Akron			
																	3 1			
															198	N	Montana			
																	0 3			
															201	N	Portland			
																	1 3			
															216	A	Ill.-Chicago			
																	3 2			
															219	N	Southeast Mo. St.			
																	3 0			
															222	A	Western Ill.			
																	0 3			
															228	H	Wis.-Green Bay			
																	3 2			
															246	A	Central Mich.			
																	3 2			
															246	H	Central Mich.			
																	3 2			
															252	H	Austin Peay			
																	3 1			
															273	N	Oakland			
																	3 0			
															281	H	Indiana St.			
																	3 1			
LAST 10 GAMES																				
						12	N	Ohio		1 3		61	H	Western Mich.		0 3				
						191	H	Akron		3 1		119	A	Toledo		0 3				
						187	A	Buffalo		3 1		49	A	Ball St.		0 3				
						191	A	Akron		3 2		107	H	Illinois St.		3 1				
						78	H	Miami (Ohio)		3 0		12	H	Ohio		1 3				

Non-Div. I Games:

Northern Ill.

Average RPI Win:	205	WON-LOST RECORD	WINNING PCT. RANK	LAST 10 GAMES	STRENGTH OF SCHEDULE	OPP. STRENGTH OF SCHEDULE	TEAM RPI	ADJ RPI	CONF. RPI	ADJ CONF. RPI	
Average RPI Loss:	119										
DIV. I ONLY	14- 13	.51852	147	4- 6	182	177	159	.48074	160	18	18
DIV. I NON-CONF.	6- 2	.75	56	0- 0	176	146	86	.54585	91	17	17
<hr/>											
TOTALS	RPI 1-50	RPI 51-100		W-L RECORDS	RPI 101-158		RPI 159-999		RPI 150+		
14- 13	0- 1	0- 7		OVERALL	4- 1		10- 4		11- 4		
7- 5	0- 0	0- 3		HOME	2- 0		5- 2		6- 2		
5- 6	0- 0	0- 3		AWAY	0- 1		5- 2		5- 2		
2- 2	0- 1	0- 1		NEUTRAL	2- 0		0- 0		0- 0		
<hr/>											
6- 2	0- 1	0- 0		NON-CONFERENCE	3- 0		3- 1		4- 1		
2- 1	0- 0	0- 0		HOME	1- 0		1- 1		2- 1		
2- 0	0- 0	0- 0		AWAY	0- 0		2- 0		2- 0		
2- 1	0- 1	0- 0		NEUTRAL	2- 0		0- 0		0- 0		
<hr/>											
8- 11	0- 0	0- 7		CONFERENCE	1- 1		7- 3		7- 3		
5- 4	0- 0	0- 3		HOME	1- 0		4- 1		4- 1		
3- 6	0- 0	0- 3		AWAY	0- 1		3- 2		3- 2		
0- 1	0- 0	0- 1		NEUTRAL	0- 0		0- 0		0- 0		
<hr/>											
RPI S	Opponent	Score		RPI S	Opponent	Score		RPI S	Opponent	Score	
26 N	Col. of Charleston	1	3	75 A	Hofstra	2	3	103 N	Bowling Green	3	2
				75 H	Hofstra	1	3	113 A	Va. Commonwealth	0	3
				85 A	Towson	2	3	113 H	Va. Commonwealth	3	1
				85 H	Towson	1	3	121 N	Denver	3	2
				85 N	Towson	1	3	155 H	George Washington	3	1
				86 A	William & Mary	0	3				
				86 H	William & Mary	1	3				
<hr/>											
LAST 10 GAMES											
				85 N	Towson	1	3	256 A	UNC Wilmington	3	0
				197 A	Delaware	1	3	206 A	Georgia St.	0	3
				85 A	Towson	2	3	275 A	George Mason	3	1
				113 H	Va. Commonwealth	3	1	184 H	Northeastern	3	2
				86 H	William & Mary	1	3	75 H	Hofstra	1	3

Non-Div. I Games:

James Madison

Average RPI Win:		218	WON-LOST RECORD		WINNING PCT. RANK		LAST 10 GAMES		STRENGTH OF SCHEDULE		OPP. STRENGTH OF SCHEDULE		TEAM RPI		ADJ RPI		CONF. RPI		ADJ CONF. RPI				
Average RPI Loss:		117																					
DIV. I ONLY			14- 16		.46667 175		4- 6		133		188		163		.48015 161		29		29				
DIV. I NON-CONF.			10- 16		.38462 215		3- 6		94		182		168		.47582 179		28		29				
TOTALS		RPI 1-50		RPI 51-100		W-L RECORDS		RPI 101-158		RPI 159-999		RPI 150+											
14- 16		1- 3		1- 4		OVERALL		1- 5		11- 4		12- 5											
6- 3		0- 0		0- 2		HOME		0- 0		6- 1		6- 1											
5- 6		0- 0		1- 1		AWAY		1- 4		3- 1		4- 2											
3- 7		1- 3		0- 1		NEUTRAL		0- 1		2- 2		2- 2											
10- 16		1- 3		1- 4		NON-CONFERENCE		1- 5		7- 4		8- 5											
4- 3		0- 0		0- 2		HOME		0- 0		4- 1		4- 1											
3- 6		0- 0		1- 1		AWAY		1- 4		1- 1		2- 2											
3- 7		1- 3		0- 1		NEUTRAL		0- 1		2- 2		2- 2											
4- 0		0- 0		0- 0		CONFERENCE		0- 0		4- 0		4- 0											
2- 0		0- 0		0- 0		HOME		0- 0		2- 0		2- 0											
2- 0		0- 0		0- 0		AWAY		0- 0		2- 0		2- 0											
0- 0		0- 0		0- 0		NEUTRAL		0- 0		0- 0		0- 0											
RPI	S	Opponent		Score		RPI	S	Opponent		Score		RPI	S	Opponent		Score		RPI	S	Opponent		Score	
8	N	Missouri		0	3	69	N	Iowa St.		0	3	121	A	Denver		1	3	194	N	Boise St.		1	3
13	N	Wisconsin		0	3	78	A	Miami (Ohio)		3	1	124	A	Creighton		0	3	203	N	Wright St.		0	3
45	N	Colorado		1	3	82	H	IPFW		0	3	126	A	Montana St.		1	3	207	A	Utah Valley St.		2	3
47	N	Fla. Atlantic		3	1	82	H	IPFW		1	3	146	N	Virginia Tech		1	3	207	H	Utah Valley St.		0	3
						83	A	Long Island		2	3	154	A	Wyoming		3	2	207	H	Utah Valley St.		3	0
												158	A	UTSA		1	3	225	A	South Dakota St.		3	2
																		225	H	South Dakota St.		3	0
																		226	N	Iona		3	0
																		258	A	Tex. A&M-Corp. Chris		3	1
																		258	H	Tex. A&M-Corp. Chris		3	1
																		258	N	Tex. A&M-Corp. Chris		3	0
																		262	H	Tex.-Pan American		3	0
																		266	H	Air Force		3	0
																		292	A	North Dakota St.		3	1
																		292	H	North Dakota St.		3	0
LAST 10 GAMES																							
45	N	Colorado		1	3	262	H	Tex.-Pan American		3	0	258	H	Tex. A&M-Corp. Chris		3	1	292	H	North Dakota St.		3	0
121	A	Denver		1	3	258	H	Tex. A&M-Corp. Chris		3	1	158	A	UTSA		1	3	258	A	Tex. A&M-Corp. Chris		3	1
207	H	Utah Valley St.		0	3																		
82	H	IPFW		0	3																		
82	H	IPFW		1	3																		

Non-Div. I Games:

Northern Colo.

[illegible]

Non-Div. I Games:	P.R.-Mayaguez	3	0
-------------------	---------------	---	---

Florida Int'l

Average RPI Win: 259		WON-LOST	WINNING	LAST 10	STRENGTH OF		OPP. STRENGTH	TEAM	ADJ	CONF.	ADJ CONF.	
Average RPI Loss: 172		RECORD	PCT. RANK	GAMES	SCHEDULE		OF SCHEDULE	RPI	RPI	RPI	RPI	
DIV. I ONLY		21- 8	.72414	49	8- 2		278	283	152	.4787	163	
DIV. I NON-CONF.		11- 3	.78571	47	3- 0		309	304	205	.44629	205	
TOTALS		RPI 1-50	RPI 51-100		W-L RECORDS		RPI 101-158		RPI 159-999		RPI 150+	
21- 8	0- 0	0- 2		OVERALL		2- 1		19- 5		19- 5		
7- 4	0- 0	0- 1		HOME		1- 0		6- 3		6- 3		
12- 3	0- 0	0- 1		AWAY		1- 0		11- 2		11- 2		
2- 1	0- 0	0- 0		NEUTRAL		0- 1		2- 0		2- 0		
11- 3	0- 0	0- 0		NON-CONFERENCE		0- 0		11- 3		11- 3		
2- 2	0- 0	0- 0		HOME		0- 0		2- 2		2- 2		
7- 1	0- 0	0- 0		AWAY		0- 0		7- 1		7- 1		
2- 0	0- 0	0- 0		NEUTRAL		0- 0		2- 0		2- 0		
10- 5	0- 0	0- 2		CONFERENCE		2- 1		8- 2		8- 2		
5- 2	0- 0	0- 1		HOME		1- 0		4- 1		4- 1		
5- 2	0- 0	0- 1		AWAY		1- 0		4- 1		4- 1		
0- 1	0- 0	0- 0		NEUTRAL		0- 1		0- 0		0- 0		
RPI S	Opponent	Score		RPI S	Opponent	Score		RPI S	Opponent	Score		
				81 A American	1	3	137 A Army	3	1	169 H Niagara	2	3
				81 H American	1	3	137 H Army	3	2	181 A Bucknell	3	0
							137 N Army	0	3	181 H Bucknell	2	3
										234 H High Point	1	3
										235 A Colgate	2	3
										235 H Colgate	3	1
										251 A Lafayette	3	1
										251 H Lafayette	3	2
										261 A Canisius	2	3
										264 A Lehigh	3	1
										264 H Lehigh	3	0
										265 A Holy Cross	3	2
										265 H Holy Cross	3	0
										266 A Air Force	3	1
										271 A Delaware St.	3	2
										271 H Delaware St.	3	0
										280 A St. Francis (Pa.)	3	2
										288 A Hampton	3	1
										290 A Loyola (Md.)	3	1
										300 N Citadel	3	1
										305 A Howard	3	1
										306 A Coppin St.	3	0
										306 H Coppin St.	3	0
										314 N Md.-East. Shore	3	0
LAST 10 GAMES												
				137 N Army	0	3	251 A Lafayette	3	1			
				290 A Loyola (Md.)	3	1	264 A Lehigh	3	1			
				271 A Delaware St.	3	2	235 A Colgate	2	3			
				265 H Holy Cross	3	0	181 A Bucknell	3	0			
				137 H Army	3	2	306 H Coppin St.	3	0			

Non-Div. I Games:

Navy

Chattanooga

Through Games Of Final 2005 RPI

Average RPI Win:		241	WON-LOST		WINNING		LAST 10		STRENGTH OF		OPP. STRENGTH		TEAM		ADJ		CONF.		ADJ CONF.			
Average RPI Loss:		131	RECORD		PCT. RANK		GAMES		SCHEDULE		OF SCHEDULE		RPI		RPI		RPI		RPI			
DIV. I ONLY			19- 14		.57576		117		7- 3		190		243		149		.4786		164			
DIV. I NON-CONF.			6- 7		.46154		183		1- 0		169		247		188		.46295		189			
TOTALS		RPI 1-50		RPI 51-100		W-L RECORDS		RPI 101-158		RPI 159-999		RPI 150+										
19- 14		0- 4		1- 2		OVERALL		2- 2		16- 6		16- 6										
12- 2		0- 1		1- 0		HOME		1- 0		10- 1		10- 1										
5- 8		0- 2		0- 1		AWAY		1- 2		4- 3		4- 3										
2- 4		0- 1		0- 1		NEUTRAL		0- 0		2- 2		2- 2										
6- 7		0- 1		0- 1		NON-CONFERENCE		0- 2		6- 3		6- 3										
4- 1		0- 0		0- 0		HOME		0- 0		4- 1		4- 1										
1- 3		0- 1		0- 0		AWAY		0- 2		1- 0		1- 0										
1- 3		0- 0		0- 1		NEUTRAL		0- 0		1- 2		1- 2										
13- 7		0- 3		1- 1		CONFERENCE		2- 0		10- 3		10- 3										
8- 1		0- 1		1- 0		HOME		1- 0		6- 0		6- 0										
4- 5		0- 1		0- 1		AWAY		1- 0		3- 3		3- 3										
1- 1		0- 1		0- 0		NEUTRAL		0- 0		1- 0		1- 0										
RPI	S	Opponent		Score		RPI	S	Opponent		Score		RPI	S	Opponent		Score						
26	A	Col. of Charleston		0	3	99	N	UNC Asheville		1	3	118	A	Jacksonville St.		0	3	168	N	Kent St.	0	3
26	H	Col. of Charleston		0	3	100	A	Appalachian St.		0	3	139	A	Ga. Southern		3	1	192	A	Furman	2	3
26	N	Col. of Charleston		0	3	100	H	Appalachian St.		3	1	139	H	Ga. Southern		3	2	199	H	East Tenn. St.	0	3
28	A	Western Ky.		0	3							150	A	Belmont		0	3	223	A	Davidson	2	3
																		223	H	Davidson	3	0
																		223	N	Davidson	3	2
																		230	N	Mercer	2	3
																		231	H	Lipscomb	3	1
																		239	H	Wofford	3	2
																		247	A	N.C. A&T	3	0
																		252	H	Austin Peay	3	0
																		254	A	Elon	3	2
																		254	H	Elon	3	0
																		255	A	Western Caro.	2	3
																		255	H	Western Caro.	3	0
																		256	N	UNC Wilmington	3	0
																		282	H	Jackson St.	3	0
																		282	H	Jackson St.	3	0
																		297	A	UNC Greensboro	3	2
																		297	H	UNC Greensboro	3	0
																		300	A	Citadel	3	1
																		300	H	Citadel	3	0
LAST 10 GAMES																						
		26 N Col. of Charleston		0	3			139 A Ga. Southern		3	1											
		223 N Davidson		3	2			239 H Wofford		3	2											
		254 A Elon		3	2			26 H Col. of Charleston		0	3											
		297 A UNC Greensboro		3	2			300 H Citadel		3	0											
		231 H Lipscomb		3	1			192 A Furman		2	3											

Non-Div. I Games:

Chattanooga

Average RPI Win:	190	WON-LOST RECORD	WINNING PCT. RANK	LAST 10 GAMES	STRENGTH OF SCHEDULE	OPP. STRENGTH OF SCHEDULE	TEAM RPI	ADJ RPI	CONF. RPI	ADJ CONF. RPI	
DIV. I ONLY	12- 13	.48	172	7- 3	148	148	161	.4781	165	15	15
DIV. I NON-CONF.	3- 8	.27273	248	0- 0	175	124	228	.42173	231	16	16
<hr/>											
TOTALS	RPI 1-50	RPI 51-100		W-L RECORDS	RPI 101-158		RPI 159-999		RPI 150+		
12- 13	0- 2	1- 4		OVERALL	3- 3		8- 4		9- 5		
8- 2	0- 1	1- 1		HOME	2- 0		5- 0		6- 0		
4- 6	0- 1	0- 2		AWAY	1- 2		3- 1		3- 2		
0- 5	0- 0	0- 1		NEUTRAL	0- 1		0- 3		0- 3		
<hr/>											
3- 8	0- 2	0- 1		NON-CONFERENCE	0- 2		3- 3		3- 3		
2- 1	0- 1	0- 0		HOME	0- 0		2- 0		2- 0		
1- 2	0- 1	0- 0		AWAY	0- 1		1- 0		1- 0		
0- 5	0- 0	0- 1		NEUTRAL	0- 1		0- 3		0- 3		
<hr/>											
9- 5	0- 0	1- 3		CONFERENCE	3- 1		5- 1		6- 2		
6- 1	0- 0	1- 1		HOME	2- 0		3- 0		4- 0		
3- 4	0- 0	0- 2		AWAY	1- 1		2- 1		2- 2		
0- 0	0- 0	0- 0		NEUTRAL	0- 0		0- 0		0- 0		
<hr/>											
RPI S	Opponent	Score	RPI S	Opponent	Score	RPI S	Opponent	Score	RPI S	Opponent	Score
9 H	Santa Clara	0 3	56 A	Cornell	0 3	114 A	Connecticut	0 3	170 A	Dartmouth	1 3
38 A	Northwestern	0 3	56 H	Cornell	1 3	134 N	Seton Hall	0 3	170 H	Dartmouth	3 2
			62 N	Kentucky	2 3	145 A	Penn	3 0	186 A	Columbia	3 1
			96 A	Yale	0 3	145 H	Penn	3 0	186 H	Columbia	3 0
			96 H	Yale	3 2	152 A	Princeton	0 3	190 H	Stony Brook	3 2
						152 H	Princeton	3 1	221 H	Manhattan	3 1
									221 N	Manhattan	1 3
									224 N	Southern Ill.	0 3
									238 N	New Hampshire	0 3
									240 A	Rhode Island	3 1
									276 A	Harvard	3 0
									276 H	Harvard	3 1
<hr/>											
LAST 10 GAMES											
96 H Yale 3 2						56 H Cornell 1 3					
170 A Dartmouth 1 3						186 H Columbia 3 0					
276 A Harvard 3 0						145 A Penn 3 0					
152 H Princeton 3 1						152 A Princeton 0 3					
145 H Penn 3 0						276 H Harvard 3 1					

Non-Div. I Games:

Brown

Average RPI Win:	214	WON-LOST RECORD	WINNING PCT. RANK	LAST 10 GAMES	STRENGTH OF SCHEDULE	OPP. STRENGTH OF SCHEDULE	TEAM RPI	ADJ RPI	CONF. RPI	ADJ CONF. RPI	
DIV. I ONLY		18- 15	.54545 131	7- 3	169	224	145	.47783 166	27	27	
DIV. I NON-CONF.		9- 13	.40909 205	0- 2	142	197	186	.45559 195	25	27	
<hr/>											
TOTALS	RPI 1-50	RPI 51-100		W-L RECORDS	RPI 101-158		RPI 159-999		RPI 150+		
18- 15	0- 2	1- 3		OVERALL	2- 3		15- 7		15- 7		
6- 4	0- 1	1- 0		HOME	1- 1		4- 2		4- 2		
7- 5	0- 1	0- 0		AWAY	1- 1		6- 3		6- 3		
5- 6	0- 0	0- 3		NEUTRAL	0- 1		5- 2		5- 2		
9- 13	0- 2	1- 3		NON-CONFERENCE	1- 2		7- 6		7- 6		
2- 4	0- 1	1- 0		HOME	0- 1		1- 2		1- 2		
2- 4	0- 1	0- 0		AWAY	1- 1		1- 2		1- 2		
5- 5	0- 0	0- 3		NEUTRAL	0- 0		5- 2		5- 2		
9- 2	0- 0	0- 0		CONFERENCE	1- 1		8- 1		8- 1		
4- 0	0- 0	0- 0		HOME	1- 0		3- 0		3- 0		
5- 1	0- 0	0- 0		AWAY	0- 0		5- 1		5- 1		
0- 1	0- 0	0- 0		NEUTRAL	0- 1		0- 0		0- 0		
RPI S	Opponent	Score	RPI S	Opponent	Score	RPI S	Opponent	Score	RPI S	Opponent	Score
40 H	Albany (N.Y.)	0 3	61 N	Western Mich.	0 3	114 H	Connecticut	1 3	169 A	Niagara	3 0
47 A	Fla. Atlantic	1 3	76 N	Temple	0 3	131 A	Rutgers	3 1	169 A	Niagara	3 0
			80 N	Valparaiso	0 3	134 A	Seton Hall	0 3	175 H	Central Conn. St.	0 3
			83 H	Long Island	3 0	148 H	Siena	3 0	184 H	Northeastern	0 3
						148 N	Siena	2 3	186 H	Columbia	3 0
									190 A	Stony Brook	0 3
									192 N	Furman	3 0
									196 A	Maine	2 3
									198 N	Montana	1 3
									210 N	Birmingham-So.	2 3
									218 A	St. Peter's	3 1
									221 A	Manhattan	3 0
									226 A	Iona	3 0
									227 N	UMBC	3 2
									240 N	Rhode Island	3 0
									255 N	Western Caro.	3 0
									259 H	Marist	3 1
									261 A	Canisius	2 3
									270 A	Samford	3 1
									283 H	Rider	3 1
									284 N	Bethune-Cookman	3 0
									290 H	Loyola (Md.)	3 0
			LAST 10 GAMES								
			61 N	Western Mich.	0 3	221 A	Manhattan	3 0			
			80 N	Valparaiso	0 3	218 A	St. Peter's	3 1			
			148 N	Siena	2 3	290 H	Loyola (Md.)	3 0			
			169 A	Niagara	3 0	283 H	Rider	3 1			
			226 A	Iona	3 0	169 A	Niagara	3 0			

Non-Div. I Games:

Fairfield

Average RPI Win:	230	WON-LOST RECORD	WINNING PCT. RANK	LAST 10 GAMES		STRENGTH OF SCHEDULE	OPP. STRENGTH OF SCHEDULE	TEAM RPI	ADJ RPI	CONF. RPI	ADJ CONF. RPI
DIV. I ONLY		17- 15	.53125 144	4- 6		178	212	156	.47752 167	25	25
DIV. I NON-CONF.		2- 9	.18182 282	0- 3		149	61	238	.41975 232	29	28
TOTALS	RPI 1-50		RPI 51-100	W-L RECORDS		RPI 101-158		RPI 159-999		RPI 150+	
17- 15	0- 4		1- 3	OVERALL		2- 4		14- 4		16- 6	
10- 5	0- 3		0- 2	HOME		1- 0		9- 0		10- 0	
4- 7	0- 0		0- 1	AWAY		0- 3		4- 3		4- 4	
3- 3	0- 1		1- 0	NEUTRAL		1- 1		1- 1		2- 2	
2- 9	0- 4		0- 1	NON-CONFERENCE		0- 3		2- 1		2- 2	
1- 4	0- 3		0- 1	HOME		0- 0		1- 0		1- 0	
1- 2	0- 0		0- 0	AWAY		0- 2		1- 0		1- 0	
0- 3	0- 1		0- 0	NEUTRAL		0- 1		0- 1		0- 2	
15- 6	0- 0		1- 2	CONFERENCE		2- 1		12- 3		14- 4	
9- 1	0- 0		0- 1	HOME		1- 0		8- 0		9- 0	
3- 5	0- 0		0- 1	AWAY		0- 1		3- 3		3- 4	
3- 0	0- 0		1- 0	NEUTRAL		1- 0		1- 0		2- 0	
RPI S Opponent	Score		RPI S Opponent	Score		RPI S Opponent	Score	RPI S Opponent	Score		
14 N Hawaii	0 3		60 H Houston	1 3		110 A Baylor	1 3	171 H McNeese St.		3 1	
19 H Texas	0 3		64 A Stephen F. Austin	1 3		143 A Arizona St.	1 3	171 N McNeese St.		3 1	
29 H California	0 3		64 H Stephen F. Austin	2 3		157 N Auburn	2 3	176 A Sam Houston St.		0 3	
40 H Albany (N.Y.)	0 3		64 N Stephen F. Austin	3 0		158 A UTSA	0 3	176 H Sam Houston St.		3 1	
						158 H UTSA	3 1	242 A Northwestern St.		2 3	
						158 N UTSA	3 0	242 H Northwestern St.		3 2	
								249 A La.-Monroe		2 3	
								249 H La.-Monroe		3 0	
								253 N Northern Ariz.		2 3	
								262 A Tex.-Pan American		3 1	
								263 H Lamar		3 1	
								277 H Morgan St.		3 0	
								278 A Texas-Arlington		3 1	
								278 H Texas-Arlington		3 2	
								285 A Southeastern La.		3 0	
								285 H Southeastern La.		3 0	
								299 A Nicholls St.		3 1	
								299 H Nicholls St.		3 0	
LAST 10 GAMES											
14 N Hawaii	0 3		249 A La.-Monroe	2 3							
158 N UTSA	3 0		60 H Houston	1 3							
64 N Stephen F. Austin	3 0		64 H Stephen F. Austin	2 3							
171 N McNeese St.	3 1		176 H Sam Houston St.	3 1							
242 A Northwestern St.	2 3		19 H Texas	0 3							

Non-Div. I Games:

Texas St.

Average RPI Win:	180	WON-LOST RECORD	WINNING PCT. RANK	LAST 10 GAMES	STRENGTH OF SCHEDULE	OPP. STRENGTH OF SCHEDULE	TEAM RPI	ADJ RPI	CONF. RPI	ADJ CONF. RPI	
DIV. I ONLY		9- 22	.29032 248	2- 8	36	111	168	.47714 168	10	11	
DIV. I NON-CONF.		5- 9	.35714 222	1- 2	21	170	117	.52653 117	10	10	
<hr/>											
TOTALS	RPI 1-50	RPI 51-100		W-L RECORDS	RPI 101-158		RPI 159-999		RPI 150+		
9- 22	0- 6	0- 8		OVERALL	2- 4		7- 4		7- 4		
4- 9	0- 3	0- 3		HOME	2- 1		2- 2		2- 2		
2- 11	0- 2	0- 4		AWAY	0- 3		2- 2		2- 2		
3- 2	0- 1	0- 1		NEUTRAL	0- 0		3- 0		3- 0		
<hr/>											
5- 9	0- 3	0- 4		NON-CONFERENCE	1- 1		4- 1		4- 1		
2- 3	0- 1	0- 1		HOME	1- 0		1- 1		1- 1		
0- 4	0- 1	0- 2		AWAY	0- 1		0- 0		0- 0		
3- 2	0- 1	0- 1		NEUTRAL	0- 0		3- 0		3- 0		
<hr/>											
4- 13	0- 3	0- 4		CONFERENCE	1- 3		3- 3		3- 3		
2- 6	0- 2	0- 2		HOME	1- 1		1- 1		1- 1		
2- 7	0- 1	0- 2		AWAY	0- 2		2- 2		2- 2		
0- 0	0- 0	0- 0		NEUTRAL	0- 0		0- 0		0- 0		
<hr/>											
RPI S	Opponent	Score	RPI S	Opponent	Score	RPI S	Opponent	Score	RPI S	Opponent	Score
12 A	Ohio	0 3	51 H	Eastern Mich.	0 3	103 A	Bowling Green	0 3	159 A	Northern Ill.	3 2
12 H	Ohio	0 3	54 A	Dayton	0 3	103 A	Bowling Green	0 3	164 N	Chattanooga	3 0
28 A	Western Ky.	0 3	61 A	Western Mich.	0 3	103 H	Bowling Green	3 1	170 H	Dartmouth	3 1
28 N	Western Ky.	1 3	70 A	Michigan St.	0 3	107 A	Illinois St.	0 3	187 A	Buffalo	1 3
44 H	Syracuse	0 3	78 A	Miami (Ohio)	2 3	119 H	Toledo	2 3	187 H	Buffalo	3 1
49 H	Ball St.	0 3	78 H	Miami (Ohio)	0 3	135 H	Cleveland St.	3 2	191 A	Akron	1 3
			91 H	Eastern Ky.	1 3				191 H	Akron	1 3
			92 N	Xavier	0 3				211 H	Robert Morris	0 3
									222 N	Western Ill.	3 0
									230 N	Mercer	3 0
									246 A	Central Mich.	3 0
<hr/>											
LAST 10 GAMES											
			92 N	Xavier	0 3	135 H	Cleveland St.	3 2			
			54 A	Dayton	0 3	51 H	Eastern Mich.	0 3			
			103 A	Bowling Green	0 3	12 H	Ohio	0 3			
			78 A	Miami (Ohio)	2 3	103 H	Bowling Green	3 1			
			103 A	Bowling Green	0 3	78 H	Miami (Ohio)	0 3			

Non-Div. I Games:

Kent St.

Average RPI Win: 252		WON-LOST RECORD	WINNING PCT. RANK	LAST 10 GAMES	STRENGTH OF SCHEDULE	OPP. STRENGTH OF SCHEDULE	TEAM RPI	ADJ RPI	CONF. RPI	ADJ CONF. RPI	
Average RPI Loss: 157											
DIV. I ONLY		16- 10	.61538 99	5- 5	250	272	171	.47705 169	27	27	
DIV. I NON-CONF.		10- 6	.625 98	0- 1	212	270	155	.4883 164	25	27	
TOTALS		RPI 1-50	RPI 51-100		W-L RECORDS		RPI 101-158		RPI 159-999		RPI 150+
16- 10	0- 0		0- 0		OVERALL		0- 5		16- 5		16- 5
7- 5	0- 0		0- 0		HOME		0- 1		7- 4		7- 4
5- 3	0- 0		0- 0		AWAY		0- 2		5- 1		5- 1
4- 2	0- 0		0- 0		NEUTRAL		0- 2		4- 0		4- 0
10- 6	0- 0		0- 0		NON-CONFERENCE		0- 4		10- 2		10- 2
4- 2	0- 0		0- 0		HOME		0- 1		4- 1		4- 1
2- 2	0- 0		0- 0		AWAY		0- 1		2- 1		2- 1
4- 2	0- 0		0- 0		NEUTRAL		0- 2		4- 0		4- 0
6- 4	0- 0		0- 0		CONFERENCE		0- 1		6- 3		6- 3
3- 3	0- 0		0- 0		HOME		0- 0		3- 3		3- 3
3- 1	0- 0		0- 0		AWAY		0- 1		3- 0		3- 0
0- 0	0- 0		0- 0		NEUTRAL		0- 0		0- 0		0- 0
RPI S	Opponent	Score	RPI S	Opponent	Score	RPI S	Opponent	Score	RPI S	Opponent	Score
						108 N	San Diego St.	0 3	163 A	Navy	3 2
						109 N	Binghamton	2 3	166 H	Fairfield	0 3
						135 A	Cleveland St.	0 3	166 H	Fairfield	0 3
						137 H	Army	2 3	187 A	Buffalo	1 3
						148 A	Siena	1 3	191 H	Akron	1 3
									211 H	Robert Morris	3 2
									211 N	Robert Morris	3 1
									218 A	St. Peter's	3 0
									221 A	Manhattan	3 2
									226 H	Iona	0 3
									234 N	High Point	3 2
									235 H	Colgate	3 0
									259 A	Marist	3 0
									261 H	Canisius	3 1
									271 N	Delaware St.	3 0
									280 A	St. Francis (Pa.)	3 1
									280 H	St. Francis (Pa.)	3 0
									283 H	Rider	3 1
									290 H	Loyola (Md.)	3 0
									306 N	Coppin St.	3 1
									314 H	Md.-East. Shore	3 0
LAST 10 GAMES											
						166 H	Fairfield	0 3	259 A	Marist	3 0
						290 H	Loyola (Md.)	3 0	148 A	Siena	1 3
						283 H	Rider	3 1	166 H	Fairfield	0 3
						191 H	Akron	1 3	226 H	Iona	0 3
						261 H	Canisius	3 1	221 A	Manhattan	3 2

Non-Div. I Games:

Niagara

Average RPI Win:	229	WON-LOST RECORD	WINNING PCT. RANK	LAST 10 GAMES	STRENGTH OF SCHEDULE	OPP. STRENGTH OF SCHEDULE	TEAM RPI	ADJ RPI	CONF. RPI	ADJ CONF. RPI	
DIV. I ONLY		12- 12	.5 155	3- 7	201	196	178	.47568	170	15	15
DIV. I NON-CONF.		7- 3	.7 73	0- 0	217	239	129	.51477	129	16	16
<hr/>											
TOTALS	RPI 1-50	RPI 51-100		W-L RECORDS	RPI 101-158		RPI 159-999		RPI 150+		
12- 12	0- 1	0- 5		OVERALL	0- 4		12- 2		12- 4		
4- 4	0- 0	0- 2		HOME	0- 2		4- 0		4- 1		
4- 6	0- 0	0- 2		AWAY	0- 2		4- 2		4- 3		
4- 2	0- 1	0- 1		NEUTRAL	0- 0		4- 0		4- 0		
<hr/>											
7- 3	0- 1	0- 1		NON-CONFERENCE	0- 0		7- 1		7- 1		
1- 0	0- 0	0- 0		HOME	0- 0		1- 0		1- 0		
2- 1	0- 0	0- 0		AWAY	0- 0		2- 1		2- 1		
4- 2	0- 1	0- 1		NEUTRAL	0- 0		4- 0		4- 0		
<hr/>											
5- 9	0- 0	0- 4		CONFERENCE	0- 4		5- 1		5- 3		
3- 4	0- 0	0- 2		HOME	0- 2		3- 0		3- 1		
2- 5	0- 0	0- 2		AWAY	0- 2		2- 1		2- 2		
0- 0	0- 0	0- 0		NEUTRAL	0- 0		0- 0		0- 0		
<hr/>											
RPI	S	Opponent	Score	RPI	S	Opponent	Score	RPI	S	Opponent	Score
44	N	Syracuse	0 3	56	A	Cornell	1 3	145	A	Penn	1 3
				56	H	Cornell	1 3	145	H	Penn	0 3
				91	N	Eastern Ky.	0 3	152	A	Princeton	0 3
				96	A	Yale	0 3	152	H	Princeton	1 3
				96	H	Yale	1 3				

Non-Div. I Games:

Dartmouth

Average RPI Win:	252	WON-LOST	WINNING	LAST 10	STRENGTH OF	OPP. STRENGTH	TEAM	ADJ	CONF.	ADJ CONF.	
Average RPI Loss:	121	RECORD	PCT. RANK	GAMES	SCHEDULE	OF SCHEDULE	RPI	RPI	RPI	RPI	
DIV. I ONLY	15- 11	.57692	116	6- 4	240	233	173	.47489	171	25	25
DIV. I NON-CONF.	5- 4	.55556	138	0- 0	208	127	157	.49508	157	29	28
<hr/>											
TOTALS	RPI 1-50	RPI 51-100		W-L RECORDS	RPI 101-158		RPI 159-999		RPI 150+		
15- 11	0- 2	0- 3		OVERALL	0- 2		15- 4		15- 5		
5- 1	0- 0	0- 1		HOME	0- 0		5- 0		5- 0		
6- 8	0- 1	0- 2		AWAY	0- 2		6- 3		6- 4		
4- 2	0- 1	0- 0		NEUTRAL	0- 0		4- 1		4- 1		
<hr/>											
5- 4	0- 2	0- 1		NON-CONFERENCE	0- 1		5- 0		5- 0		
0- 0	0- 0	0- 0		HOME	0- 0		0- 0		0- 0		
1- 3	0- 1	0- 1		AWAY	0- 1		1- 0		1- 0		
4- 1	0- 1	0- 0		NEUTRAL	0- 0		4- 0		4- 0		
<hr/>											
10- 7	0- 0	0- 2		CONFERENCE	0- 1		10- 4		10- 5		
5- 1	0- 0	0- 1		HOME	0- 0		5- 0		5- 0		
5- 5	0- 0	0- 1		AWAY	0- 1		5- 3		5- 4		
0- 1	0- 0	0- 0		NEUTRAL	0- 0		0- 1		0- 1		
<hr/>											
RPI S	Opponent	Score		RPI S	Opponent	Score		RPI S	Opponent	Score	
32 N	Duke	1	3	64 A	Stephen F. Austin	0	3	110 A	Baylor	0	3
43 A	Middle Tenn.	2	3	64 H	Stephen F. Austin	1	3	158 A	UTSA	2	3
				84 A	Rice	0	3				
								167 A	Texas St.	1	3
								167 N	Texas St.	1	3
								176 A	Sam Houston St.	0	3
								176 H	Sam Houston St.	3	2
								177 N	North Texas	3	1
								209 N	IUPUI	3	2
								242 A	Northwestern St.	3	2
								242 H	Northwestern St.	3	1
								249 A	La.-Monroe	3	0
								249 H	La.-Monroe	3	0
								260 A	La.-Lafayette	3	1
								263 A	Lamar	2	3
								268 N	Tennessee Tech	3	0
								278 A	Texas-Arlington	3	0
								278 H	Texas-Arlington	3	1
								285 A	Southeastern La.	3	0
								285 H	Southeastern La.	3	0
								287 N	Tenn.-Martin	3	1
								299 A	Nicholls St.	3	1
<hr/>											
				LAST 10 GAMES							
				167 N Texas St.				167 A Texas St.			
				64 H Stephen F. Austin				158 A UTSA			
				176 H Sam Houston St.				278 H Texas-Arlington			
				299 A Nicholls St.				242 H Northwestern St.			
				285 A Southeastern La.				249 H La.-Monroe			

Non-Div. I Games:

McNeese St.

Average RPI Win:	220	WON-LOST	WINNING	LAST 10	STRENGTH OF	OPP. STRENGTH	TEAM	ADJ	CONF.	ADJ CONF.				
Average RPI Loss:	94	RECORD	PCT. RANK	GAMES	SCHEDULE	OF SCHEDULE	RPI	RPI	RPI	RPI				
DIV. I ONLY		9- 18	.33333	232	5- 5	78	141	177	.47471	172	12	12		
DIV. I NON-CONF.		2- 7	.22222	272	0- 2	99	187	223	.43913	213	12	12		
<hr/>														
TOTALS	RPI 1-50	RPI 51-100			W-L RECORDS	RPI 101-158		RPI 159-999			RPI 150+			
9- 18	0- 5	0- 5			OVERALL	0- 5		9- 3			9- 4			
2- 8	0- 2	0- 3			HOME	0- 2		2- 1			2- 2			
5- 8	0- 2	0- 1			AWAY	0- 3		5- 2			5- 2			
2- 2	0- 1	0- 1			NEUTRAL	0- 0		2- 0			2- 0			
<hr/>														
2- 7	0- 2	0- 1			NON-CONFERENCE	0- 2		2- 2			2- 3			
0- 2	0- 1	0- 0			HOME	0- 1		0- 0			0- 1			
1- 4	0- 1	0- 0			AWAY	0- 1		1- 2			1- 2			
1- 1	0- 0	0- 1			NEUTRAL	0- 0		1- 0			1- 0			
<hr/>														
7- 11	0- 3	0- 4			CONFERENCE	0- 3		7- 1			7- 1			
2- 6	0- 1	0- 3			HOME	0- 1		2- 1			2- 1			
4- 4	0- 1	0- 1			AWAY	0- 2		4- 0			4- 0			
1- 1	0- 1	0- 0			NEUTRAL	0- 0		1- 0			1- 0			
<hr/>														
RPI	S	Opponent	Score		RPI	S	Opponent	Score		RPI	S	Opponent	Score	
20	A	Minnesota	0	3	60	H	Houston	2	3	102	A	Florida A&M	2	3
42	A	Marshall	0	3	72	A	UTEP	0	3	106	A	East Caro.	0	3
42	H	Marshall	0	3	77	H	Tulsa	1	3	106	H	East Caro.	0	3
42	N	Marshall	2	3	84	H	Rice	2	3	112	A	Southern Methodist	1	3
47	H	Fla. Atlantic	0	3	92	N	Xavier	0	3	151	H	North Fla.	2	3
LAST 10 GAMES														
42 N Marshall					2	3	42 H Marshall					0	3	
179 N Memphis					3	1	106 H East Caro.					0	3	
47 H Fla. Atlantic					0	3	179 A Memphis					3	2	
244 A Southern Miss.					3	0	178 A UAB					3	0	
151 H North Fla.					2	3	202 A Tulane					3	2	

Average RPI Win:		235	WON-LOST RECORD		WINNING PCT. RANK		LAST 10 GAMES		STRENGTH OF SCHEDULE		OPP. STRENGTH OF SCHEDULE		TEAM RPI	ADJ RPI		CONF. RPI	ADJ CONF. RPI
DIV. I ONLY			14- 14	.5	155	7- 3			149	217		164	.47432	173	22	24	
DIV. I NON-CONF.			4- 10	.28571	239	2- 1			106	147		201	.44528	206	23	23	
TOTALS		RPI 1-50		RPI 51-100		W-L RECORDS		RPI 101-158		RPI 159-999		RPI 150+					
14- 14		0- 3		0- 2		OVERALL		2- 5		12- 4		13- 6					
7- 5		0- 1		0- 2		HOME		2- 0		5- 2		6- 2					
5- 6		0- 1		0- 0		AWAY		0- 4		5- 1		5- 2					
2- 3		0- 1		0- 0		NEUTRAL		0- 1		2- 1		2- 2					
4- 10		0- 2		0- 2		NON-CONFERENCE		0- 3		4- 3		4- 4					
2- 4		0- 0		0- 2		HOME		0- 0		2- 2		2- 2					
1- 4		0- 1		0- 0		AWAY		0- 2		1- 1		1- 1					
1- 2		0- 1		0- 0		NEUTRAL		0- 1		1- 0		1- 1					
10- 4		0- 1		0- 0		CONFERENCE		2- 2		8- 1		9- 2					
5- 1		0- 1		0- 0		HOME		2- 0		3- 0		4- 0					
4- 2		0- 0		0- 0		AWAY		0- 2		4- 0		4- 1					
1- 1		0- 0		0- 0		NEUTRAL		0- 0		1- 1		1- 1					
RPI	S	Opponent		Score		RPI	S	Opponent		Score		RPI	S	Opponent		Score	
4	A	Florida		0	3	51	H	Eastern Mich.		0	3	121	A	Denver		0	3
35	N	LSU		0	3	73	H	Eastern Wash.		0	3	139	A	Ga. Southern		1	3
47	H	Fla. Atlantic		0	3							150	A	Belmont		0	3
												150	H	Belmont		3	2
												151	A	North Fla.		0	3
												151	H	North Fla.		3	1
												156	N	TCU		2	3
												162	A	Florida Int'l		2	3
												172	H	UCF		3	1
												185	H	South Fla.		2	3
												199	H	East Tenn. St.		3	1
												211	H	Robert Morris		2	3
												215	N	Idaho St.		3	2
												230	A	Mercer		3	0
												231	H	Lipscomb		3	1
												267	A	Stetson		3	0
												267	H	Stetson		3	2
												267	N	Stetson		3	1
												274	A	Campbell		3	0
												274	N	Campbell		1	3
												284	A	Bethune-Cookman		3	0
												284	H	Bethune-Cookman		3	0
												293	A	Gardner-Webb		3	0
LAST 10 GAMES																	
150	A	Belmont		0	3	47	H	Fla. Atlantic		0	3						
267	H	Stetson		3	2	284	H	Bethune-Cookman		3	0						
284	A	Bethune-Cookman		3	0	293	A	Gardner-Webb		3	0						
231	H	Lipscomb		3	1	274	A	Campbell		3	0						
150	H	Belmont		3	2	185	H	South Fla.		2	3						

Non-Div. I Games:	P.R.-Mayaguez	3	1
-------------------	---------------	---	---

Jacksonville

Average RPI Win:	154	WON-LOST	WINNING	LAST 10	STRENGTH OF	OPP. STRENGTH	TEAM	ADJ	CONF.	ADJ CONF.	
Average RPI Loss:	93 <th>RECORD</th> <th>PCT. RANK</th> <th>GAMES</th> <th>SCHEDULE</th> <th>OF SCHEDULE</th> <th>RPI</th> <th>RPI</th> <th>RPI</th> <th>RPI</th>	RECORD	PCT. RANK	GAMES	SCHEDULE	OF SCHEDULE	RPI	RPI	RPI	RPI	
DIV. I ONLY	12- 18	.4	202	3- 7	142	72	176	.47309	174	11	10
DIV. I NON-CONF.	5- 3	.625	98	0- 0	223	65	136	.50756	139	6	6
<hr/>											
TOTALS	RPI 1-50	RPI 51-100		W-L RECORDS		RPI 101-158		RPI 159-999		RPI 150+	
12- 18	1- 5	2- 6		OVERALL		3- 6		6- 1		6- 2	
7- 8	1- 2	2- 3		HOME		2- 2		2- 1		2- 1	
3- 10	0- 3	0- 3		AWAY		1- 4		2- 0		2- 1	
2- 0	0- 0	0- 0		NEUTRAL		0- 0		2- 0		2- 0	
5- 3	0- 0	1- 1		NON-CONFERENCE		1- 2		3- 0		3- 1	
3- 1	0- 0	1- 1		HOME		1- 0		1- 0		1- 0	
0- 2	0- 0	0- 0		AWAY		0- 2		0- 0		0- 1	
2- 0	0- 0	0- 0		NEUTRAL		0- 0		2- 0		2- 0	
7- 15	1- 5	1- 5		CONFERENCE		2- 4		3- 1		3- 1	
4- 7	1- 2	1- 2		HOME		1- 2		1- 1		1- 1	
3- 8	0- 3	0- 3		AWAY		1- 2		2- 0		2- 0	
0- 0	0- 0	0- 0		NEUTRAL		0- 0		0- 0		0- 0	
RPI S	Opponent	Score	RPI S	Opponent	Score	RPI S	Opponent	Score	RPI S	Opponent	Score
25 A	Maryland	1 3	62 H	Kentucky	0 3	105 A	Wake Forest	1 3	188 N	Alabama A&M	3 0
25 H	Maryland	1 3	68 H	South Carolina	3 0	105 H	Wake Forest	3 2	192 N	Furman	3 0
32 A	Duke	1 3	74 A	Virginia	2 3	114 H	Connecticut	3 1	208 A	Boston College	3 2
32 H	Duke	3 1	74 H	Virginia	2 3	120 A	Florida St.	3 2	208 H	Boston College	1 3
46 A	North Carolina	0 3	93 A	Miami (Fla.)	2 3	120 H	Florida St.	1 3	237 A	North Carolina St.	3 2
46 H	North Carolina	0 3	93 H	Miami (Fla.)	3 2	123 A	Georgia	0 3	237 H	North Carolina St.	3 1
			95 A	Georgia Tech	0 3	146 A	Virginia Tech	1 3	255 H	Western Caro.	3 0
			95 H	Georgia Tech	2 3	146 H	Virginia Tech	0 3			
						157 A	Auburn	0 3			
<hr/>											
LAST 10 GAMES											
74 A Virginia					2 3	237 H North Carolina St.					3 1
146 A Virginia Tech					1 3	46 H North Carolina					0 3
208 A Boston College					3 2	93 H Miami (Fla.)					3 2
25 A Maryland					1 3	120 H Florida St.					1 3
95 H Georgia Tech					2 3	105 A Wake Forest					1 3

Non-Div. I Games:

Clemson

Average RPI Win:		266	WON-LOST RECORD		WINNING PCT. RANK		LAST 10 GAMES		STRENGTH OF SCHEDULE		OPP. STRENGTH OF SCHEDULE		TEAM RPI		ADJ RPI		CONF. RPI		ADJ CONF. RPI	
DIV. I ONLY			18- 8		.69231 65		5- 5		291		273		180		.47177 175		31		31	
DIV. I NON-CONF.			11- 4		.73333 64		2- 1		218		225		118		.52704 116		31		30	
TOTALS		RPI 1-50		RPI 51-100		W-L RECORDS		RPI 101-158		RPI 159-999		RPI 150+								
18- 8		0- 3		0- 2		OVERALL		1- 1		17- 2		17- 2								
5- 3		0- 1		0- 0		HOME		0- 0		5- 2		5- 2								
9- 3		0- 0		0- 2		AWAY		1- 1		8- 0		8- 0								
4- 2		0- 2		0- 0		NEUTRAL		0- 0		4- 0		4- 0								
11- 4		0- 3		0- 0		NON-CONFERENCE		1- 1		10- 0		10- 0								
3- 1		0- 1		0- 0		HOME		0- 0		3- 0		3- 0								
6- 1		0- 0		0- 0		AWAY		1- 1		5- 0		5- 0								
2- 2		0- 2		0- 0		NEUTRAL		0- 0		2- 0		2- 0								
7- 4		0- 0		0- 2		CONFERENCE		0- 0		7- 2		7- 2								
2- 2		0- 0		0- 0		HOME		0- 0		2- 2		2- 2								
3- 2		0- 0		0- 2		AWAY		0- 0		3- 0		3- 0								
2- 0		0- 0		0- 0		NEUTRAL		0- 0		2- 0		2- 0								
RPI	S	Opponent		Score		RPI	S	Opponent		Score		RPI	S	Opponent		Score				
25	N	Maryland		0	3	83	A	Long Island		1	3	142	A	Fordham		1	3			
44	H	Syracuse		0	3	83	A	Long Island		0	3	148	A	Siena		3	0			
49	N	Ball St.		0	3									216		A	Fairfield	3	0	
														211		H	Robert Morris	2	3	
														218		N	St. Peter's	3	0	
														220		A	Georgetown	3	1	
														226		A	Iona	3	0	
														240		N	Rhode Island	3	1	
														259		A	Marist	3	0	
														265		H	Holy Cross	3	0	
														280		H	St. Francis (Pa.)	2	3	
														295		A	Hartford	3	0	
														295		H	Hartford	3	0	
														298		H	Fairleigh Dickinson	3	0	
														302		A	Wagner	3	1	
														304		H	Quinnipiac	3	0	
														309		A	Sacred Heart	3	0	
														309		N	Sacred Heart	3	0	
														310		H	Providence	3	0	
														312		A	St. Francis (N.Y.)	3	0	
														312		N	St. Francis (N.Y.)	3	0	
LAST 10 GAMES																				
83 A Long Island						1	3	280 H St. Francis (Pa.)						2	3					
309 N Sacred Heart						3	0	312 A St. Francis (N.Y.)						3	0					
302 A Wagner						3	1	83 A Long Island						0	3					
226 A Iona						3	0	259 A Marist						3	0					
211 H Robert Morris						2	3	44 H Syracuse						0	3					

Non-Div. I Games:

Central Conn. St.

Average RPI Win: 247		WON-LOST RECORD		WINNING PCT. RANK		LAST 10 GAMES		STRENGTH OF SCHEDULE		OPP. STRENGTH OF SCHEDULE		TEAM RPI		ADJ RPI		CONF. RPI		ADJ CONF. RPI	
DIV. I ONLY		17- 13		.56667 119		6- 4		215		241		169		.47108 176		25		25	
DIV. I NON-CONF.		2- 7		.22222 272		0- 0		192		118		252		.40428 248		29		28	
TOTALS		RPI 1-50		RPI 51-100		W-L RECORDS		RPI 101-158		RPI 159-999		RPI 150+							
17- 13		0- 1		0- 5		OVERALL		1- 2		16- 5		17- 7							
9- 2		0- 0		0- 2		HOME		1- 0		8- 0		9- 0							
6- 5		0- 0		0- 2		AWAY		0- 1		6- 2		6- 3							
2- 6		0- 1		0- 1		NEUTRAL		0- 1		2- 3		2- 4							
2- 7		0- 1		0- 3		NON-CONFERENCE		0- 0		2- 3		2- 3							
0- 1		0- 0		0- 1		HOME		0- 0		0- 0		0- 0							
1- 1		0- 0		0- 1		AWAY		0- 0		1- 0		1- 0							
1- 5		0- 1		0- 1		NEUTRAL		0- 0		1- 3		1- 3							
15- 6		0- 0		0- 2		CONFERENCE		1- 2		14- 2		15- 4							
9- 1		0- 0		0- 1		HOME		1- 0		8- 0		9- 0							
5- 4		0- 0		0- 1		AWAY		0- 1		5- 2		5- 3							
1- 1		0- 0		0- 0		NEUTRAL		0- 1		1- 0		1- 1							
RPI	S	Opponent		Score		RPI	S	Opponent		Score		RPI	S	Opponent		Score			
3	N	Washington		0 3		59	H	Texas A&M		1 3		158	A	UTSA		1 3			
						64	A	Stephen F. Austin		1 3		158	H	UTSA		3 0			
						64	H	Stephen F. Austin		2 3		158	N	UTSA		0 3			
						84	A	Rice		1 3									
						93	N	Miami (Fla.)		0 3									
LAST 10 GAMES																			
						158	N	UTSA		0 3		158	A	UTSA		1 3			
						249	N	La.-Monroe		3 1		167	A	Texas St.		1 3			
						263	A	Lamar		3 1		278	H	Texas-Arlington		3 1			
						171	A	McNeese St.		2 3		158	H	UTSA		3 0			
						242	H	Northwestern St.		3 2		285	A	Southeastern La.		3 1			

Non-Div. I Games:

Sam Houston St.

Average RPI Win:	235	WON-LOST RECORD	WINNING PCT. RANK	LAST 10 GAMES	STRENGTH OF SCHEDULE	OPP. STRENGTH OF SCHEDULE	TEAM RPI	ADJ RPI	CONF. RPI	ADJ CONF. RPI					
DIV. I ONLY		14- 18	.4375	189	6- 4	129	198	175	.47016	177	16	17			
DIV. I NON-CONF.		6- 12	.33333	225	0- 1	108	212	194	.45402	197	18	18			
<hr/>															
TOTALS	RPI 1-50	RPI 51-100		W-L RECORDS		RPI 101-158		RPI 159-999		RPI 150+					
14- 18	0- 4	0- 2		OVERALL		2- 9		12- 3		12- 5					
7- 4	0- 0	0- 1		HOME		1- 3		6- 0		6- 1					
5- 9	0- 4	0- 0		AWAY		1- 4		4- 1		4- 2					
2- 5	0- 0	0- 1		NEUTRAL		0- 2		2- 2		2- 2					
6- 12	0- 2	0- 2		NON-CONFERENCE		1- 6		5- 2		5- 4					
2- 3	0- 0	0- 1		HOME		0- 2		2- 0		2- 1					
2- 5	0- 2	0- 0		AWAY		1- 3		1- 0		1- 1					
2- 4	0- 0	0- 1		NEUTRAL		0- 1		2- 2		2- 2					
8- 6	0- 2	0- 0		CONFERENCE		1- 3		7- 1		7- 1					
5- 1	0- 0	0- 0		HOME		1- 1		4- 0		4- 0					
3- 4	0- 2	0- 0		AWAY		0- 1		3- 1		3- 1					
0- 1	0- 0	0- 0		NEUTRAL		0- 1		0- 0		0- 0					
<hr/>															
RPI	S	Opponent	Score	RPI	S	Opponent	Score	RPI	S	Opponent	Score	RPI	S	Opponent	Score
28	A	Western Ky.	0 3	57	N	Winthrop	1 3	110	A	Baylor	0 3	162	H	Florida Int'l	3 0
30	A	Arkansas	0 3	77	H	Tulsa	0 3	112	A	Southern Methodist	0 3	171	N	McNeese St.	1 3
37	A	Wichita St.	0 3					117	H	Ark.-Little Rock	2 3	179	N	Memphis	1 3
43	A	Middle Tenn.	1 3					117	N	Ark.-Little Rock	0 3	212	A	Arkansas St.	1 3
								121	A	Denver	0 3	223	N	Davidson	3 1
								121	H	Denver	3 0	232	A	Troy	3 0
								127	H	Oral Roberts	0 3	232	H	Troy	3 0
								130	A	Charlotte	3 1	242	A	Northwestern St.	3 0
								150	N	Belmont	0 3	260	A	La.-Lafayette	3 1
								154	H	Wyoming	0 3	260	H	La.-Lafayette	3 2
								156	A	TCU	0 3	272	A	South Ala.	3 2
												272	H	South Ala.	3 0
												290	N	Loyola (Md.)	3 1
												291	H	Prairie View	3 0
												301	H	Centenary (La.)	3 0
<hr/>															
				LAST 10 GAMES											
				117 N Ark.-Little Rock				0 3	121 H Denver				3 0		
				260 A La.-Lafayette				3 1	212 A Arkansas St.				1 3		
				260 H La.-Lafayette				3 2	162 H Florida Int'l				3 0		
				272 H South Ala.				3 0	127 H Oral Roberts				0 3		
				232 H Troy				3 0	28 A Western Ky.				0 3		

Non-Div. I Games:

North Texas

Average RPI Win: 213		WON-LOST RECORD		WINNING PCT. RANK		LAST 10 GAMES		STRENGTH OF SCHEDULE		OPP. STRENGTH OF SCHEDULE		TEAM RPI		ADJ RPI		CONF. RPI		ADJ CONF. RPI					
DIV. I ONLY		14- 13		.51852 147		1- 9		203		180		174		.46963 178		12		12					
DIV. I NON-CONF.		9- 2		.81818 38		0- 1		238		272		110		.52713 115		12		12					
TOTALS		RPI 1-50		RPI 51-100		W-L RECORDS		RPI 101-158		RPI 159-999		RPI 150+											
14- 13		0- 2		1- 3		OVERALL		3- 3		10- 5		10- 5											
10- 5		0- 1		0- 1		HOME		3- 0		7- 3		7- 3											
3- 7		0- 1		1- 2		AWAY		0- 2		2- 2		2- 2											
1- 1		0- 0		0- 0		NEUTRAL		0- 1		1- 0		1- 0											
9- 2		0- 0		0- 1		NON-CONFERENCE		2- 0		7- 1		7- 1											
7- 1		0- 0		0- 0		HOME		2- 0		5- 1		5- 1											
1- 1		0- 0		0- 1		AWAY		0- 0		1- 0		1- 0											
1- 0		0- 0		0- 0		NEUTRAL		0- 0		1- 0		1- 0											
5- 11		0- 2		1- 2		CONFERENCE		1- 3		3- 4		3- 4											
3- 4		0- 1		0- 1		HOME		1- 0		2- 2		2- 2											
2- 6		0- 1		1- 1		AWAY		0- 2		1- 2		1- 2											
0- 1		0- 0		0- 0		NEUTRAL		0- 1		0- 0		0- 0											
RPI	S	Opponent		Score		RPI	S	Opponent		Score		RPI	S	Opponent		Score							
42	A	Marshall		0 3		72	H	UTEP		1 3		106	A	East Caro.		1 3		172	A	UCF	1 3		
42	H	Marshall		1 3		77	A	Tulsa		0 3		106	H	East Caro.		3 2		172	H	UCF	0 3		
						84	A	Rice		3 2		112	A	Southern Methodist		2 3		179	A	Memphis	0 3		
						91	A	Eastern Ky.		0 3		112	N	Southern Methodist		1 3		179	H	Memphis	3 2		
												115	H	Tennessee St.		3 1		202	H	Tulane	0 3		
												139	H	Ga. Southern		3 0		206	H	Georgia St.	1 3		
																		231	H	Lipscomb	3 1		
																		244	A	Southern Miss.	3 1		
																		244	H	Southern Miss.	3 0		
																		249	H	La.-Monroe	3 2		
																		267	H	Stetson	3 0		
																		267	H	Stetson	3 0		
																		270	A	Samford	3 0		
																		285	H	Southeastern La.	3 0		
																		297	N	UNC Greensboro	3 1		
						LAST 10 GAMES																	
						112	N	Southern Methodist		1 3		206	H	Georgia St.		1 3							
						106	A	East Caro.		1 3		244	H	Southern Miss.		3 0							
						42	A	Marshall		0 3		172	H	UCF		0 3							
						72	H	UTEP		1 3		77	A	Tulsa		0 3							
						202	H	Tulane		0 3		112	A	Southern Methodist		2 3							

Non-Div. I Games:

UAB

Average RPI Win:		189	WON-LOST RECORD		WINNING PCT. RANK		LAST 10 GAMES		STRENGTH OF SCHEDULE		OPP. STRENGTH OF SCHEDULE		TEAM RPI		ADJ RPI		CONF. RPI		ADJ CONF. RPI				
DIV. I ONLY			16- 16		.5 155		3- 7		196		142		172		.46822 179		12		12				
DIV. I NON-CONF.			9- 8		.52941 158		1- 0		210		186		178		.47098 184		12		12				
TOTALS		RPI 1-50		RPI 51-100		W-L RECORDS		RPI 101-158		RPI 159-999		RPI 150+											
16- 16		1- 2		0- 3		OVERALL		3- 5		12- 6		12- 7											
10- 2		1- 0		0- 1		HOME		2- 0		7- 1		7- 1											
3- 9		0- 2		0- 1		AWAY		0- 4		3- 2		3- 2											
3- 5		0- 0		0- 1		NEUTRAL		1- 1		2- 3		2- 4											
9- 8		0- 1		0- 1		NON-CONFERENCE		2- 3		7- 3		7- 4											
5- 0		0- 0		0- 0		HOME		1- 0		4- 0		4- 0											
1- 4		0- 1		0- 0		AWAY		0- 2		1- 1		1- 1											
3- 4		0- 0		0- 1		NEUTRAL		1- 1		2- 2		2- 3											
7- 8		1- 1		0- 2		CONFERENCE		1- 2		5- 3		5- 3											
5- 2		1- 0		0- 1		HOME		1- 0		3- 1		3- 1											
2- 5		0- 1		0- 1		AWAY		0- 2		2- 1		2- 1											
0- 1		0- 0		0- 0		NEUTRAL		0- 0		0- 1		0- 1											
RPI	S	Opponent		Score		RPI	S	Opponent		Score		RPI	S	Opponent		Score							
30	A	Arkansas		0	3	72	H	UTEP		0	3	106	A	East Caro.		1	3	162	N	Florida Int'l		3	0
42	A	Marshall		0	3	77	A	Tulsa		2	3	106	H	East Caro.		3	2	172	A	UCF		3	1
42	H	Marshall		3	2	99	N	UNC Asheville		1	3	112	A	Southern Methodist		0	3	172	H	UCF		2	3
												117	H	Ark.-Little Rock		3	0	172	N	UCF		1	3
												138	A	West Virginia		0	3	177	N	North Texas		3	1
												150	A	Belmont		2	3	178	A	UAB		2	3
												150	N	Belmont		3	2	178	H	UAB		3	0
												153	N	Duquesne		2	3	187	N	Buffalo		1	3
																		188	H	Alabama A&M		3	0
																		200	N	Louisiana Tech		2	3
																		202	H	Tulane		3	1
																		212	A	Arkansas St.		0	3
																		214	H	Mississippi		3	0
																		230	A	Mercer		3	0
																		244	A	Southern Miss.		3	0
																		244	H	Southern Miss.		3	2
																		287	H	Tenn.-Martin		3	0
																		307	H	Ark.-Pine Bluff		3	0

Average RPI Win: 118		WON-LOST	WINNING	LAST 10	STRENGTH OF		OPP. STRENGTH	TEAM	ADJ	CONF.	ADJ CONF.
Average RPI Loss: 88		RECORD	PCT. RANK	GAMES	SCHEDULE		OF SCHEDULE	RPI	RPI	RPI	RPI
DIV. I ONLY		7- 21	.25 267	3- 7	67		53	187	.46728 180	8	7
DIV. I NON-CONF.		3- 8	.27273 248	1- 0	54		30	162	.49547 155	7	7
TOTALS		RPI 1-50	RPI 51-100		W-L RECORDS		RPI 101-158		RPI 159-999		RPI 150+
7- 21	1- 5	3- 8		OVERALL		1- 5		2- 3		2- 3	
4- 7	0- 1	2- 1		HOME		0- 4		2- 1		2- 1	
1- 10	0- 2	0- 5		AWAY		1- 1		0- 2		0- 2	
2- 4	1- 2	1- 2		NEUTRAL		0- 0		0- 0		0- 0	
3- 8	1- 3	1- 3		NON-CONFERENCE		0- 2		1- 0		1- 0	
1- 2	0- 0	0- 0		HOME		0- 2		1- 0		1- 0	
0- 3	0- 1	0- 2		AWAY		0- 0		0- 0		0- 0	
2- 3	1- 2	1- 1		NEUTRAL		0- 0		0- 0		0- 0	
4- 13	0- 2	2- 5		CONFERENCE		1- 3		1- 3		1- 3	
3- 5	0- 1	2- 1		HOME		0- 2		1- 1		1- 1	
1- 7	0- 1	0- 3		AWAY		1- 1		0- 2		0- 2	
0- 1	0- 0	0- 1		NEUTRAL		0- 0		0- 0		0- 0	
RPI S	Opponent	Score		RPI S	Opponent	Score		RPI S	Opponent	Score	
6 N	Arizona	1	3	52 A	New Mexico St.	1	3	104 A	Idaho	1	3
9 A	Santa Clara	0	3	52 H	New Mexico St.	0	3	104 H	Idaho	1	3
14 A	Hawaii	0	3	55 A	Utah St.	0	3	144 H	Oregon	0	3
14 H	Hawaii	0	3	55 H	Utah St.	3	2	144 H	Oregon	1	3
34 N	UC Santa Barb.	0	3	55 N	Utah St.	1	3	149 A	San Jose St.	3	2
46 N	North Carolina	3	1	67 A	Nevada	0	3	149 H	San Jose St.	1	3
				67 H	Nevada	3	2				
				79 A	San Francisco	0	3				
				83 N	Long Island	3	1				
				86 N	William & Mary	0	3				
				90 A	Pacific	1	3				
				LAST 10 GAMES							
				55 N	Utah St.	1	3	229 H	Cal St. Northridge	3	2
				194 A	Boise St.	1	3	194 H	Boise St.	3	0
				104 A	Idaho	1	3	14	H Hawaii	0	3
				67 A	Nevada	0	3	149 H	San Jose St.	1	3
				149 A	San Jose St.	3	2	55	A Utah St.	0	3

Non-Div. I Games:

Fresno St.

Average RPI Win:		262	WON-LOST RECORD		WINNING PCT. RANK		LAST 10 GAMES		STRENGTH OF SCHEDULE		OPP. STRENGTH OF SCHEDULE		TEAM RPI		ADJ RPI		CONF. RPI		ADJ CONF. RPI		
Average RPI Loss:		131																			
DIV. I ONLY			17- 14		.54839 128		5- 5		220		262		179		.4672 181		21		21		
DIV. I NON-CONF.			8- 8		.5 163		0- 1		258		264		224		.43067 223		27		25		
TOTALS		RPI 1-50		RPI 51-100		W-L RECORDS		RPI 101-158		RPI 159-999		RPI 150+									
17- 14		0- 1		0- 6		OVERALL		0- 3		17- 4		17- 4									
8- 6		0- 0		0- 3		HOME		0- 1		8- 2		8- 2									
7- 6		0- 1		0- 3		AWAY		0- 1		7- 1		7- 1									
2- 2		0- 0		0- 0		NEUTRAL		0- 1		2- 1		2- 1									
8- 8		0- 1		0- 3		NON-CONFERENCE		0- 1		8- 3		8- 3									
4- 3		0- 0		0- 2		HOME		0- 0		4- 1		4- 1									
2- 3		0- 1		0- 1		AWAY		0- 0		2- 1		2- 1									
2- 2		0- 0		0- 0		NEUTRAL		0- 1		2- 1		2- 1									
9- 6		0- 0		0- 3		CONFERENCE		0- 2		9- 1		9- 1									
4- 3		0- 0		0- 1		HOME		0- 1		4- 1		4- 1									
5- 3		0- 0		0- 2		AWAY		0- 1		5- 0		5- 0									
0- 0		0- 0		0- 0		NEUTRAL		0- 0		0- 0		0- 0									
RPI	S	Opponent		Score		RPI	S	Opponent		Score		RPI	S	Opponent		Score					
31	A	Sacramento St.		0 3		66	H	St. John's (N.Y.)		0 3		137	A	Army		1 3					
						79	A	San Francisco		0 3		137	H	Army		1 3					
						81	A	American		2 3		148	N	Siena		1 3					
						81	A	American		0 3				235 A Colgate		3 2					
						81	H	American		0 3				235 H Colgate		3 1					
						94	H	Villanova		1 3				243 A La Salle		3 1					
														243 H La Salle		2 3					
														251 A Lafayette		3 0					
														251 H Lafayette		3 0					
														261 H Canisius		3 1					
														264 A Lehigh		3 1					
														264 H Lehigh		3 0					
														265 A Holy Cross		3 0					
														265 H Holy Cross		3 0					
														277 H Morgan St.		3 0					
														280 A St. Francis (Pa.)		3 1					
														280 N St. Francis (Pa.)		3 1					
														298 N Fairleigh Dickinson		1 3					
														306 H Coppin St.		3 1					
														310 N Providence		3 0					
														312 H St. Francis (N.Y.)		3 0					
LAST 10 GAMES																					
81 A American						2 3		137 A Army						1 3							
235 A Colgate						3 2		265 A Holy Cross						3 0							
243 H La Salle						2 3		81 H American						0 3							
251 A Lafayette						3 0		163 H Navy						0 3							
264 A Lehigh						3 1		235 H Colgate						3 1							

Non-Div. I Games:

Bucknell

Average RPI Win: 223		WON-LOST RECORD	WINNING PCT. RANK		LAST 10 GAMES	STRENGTH OF SCHEDULE		OPP. STRENGTH OF SCHEDULE		TEAM RPI	ADJ RPI		CONF. RPI	ADJ CONF. RPI	
Average RPI Loss: 104															
DIV. I ONLY		16- 17	.48485	164	4- 6	207		155		182	.46624	182	17	16	
DIV. I NON-CONF.		7- 7	.5	163	2- 0	180		161		173	.47806	176	15	15	
TOTALS		RPI 1-50	RPI 51-100		W-L RECORDS		RPI 101-158		RPI 159-999		RPI 150+				
16- 17		0- 5	0- 2		OVERALL		3- 6		13- 4		13- 4				
10- 5		0- 2	0- 0		HOME		2- 2		8- 1		8- 1				
6- 8		0- 2	0- 1		AWAY		1- 2		5- 3		5- 3				
0- 4		0- 1	0- 1		NEUTRAL		0- 2		0- 0		0- 0				
7- 7		0- 1	0- 2		NON-CONFERENCE		1- 1		6- 3		6- 3				
5- 1		0- 0	0- 0		HOME		1- 0		4- 1		4- 1				
2- 3		0- 0	0- 1		AWAY		0- 0		2- 2		2- 2				
0- 3		0- 1	0- 1		NEUTRAL		0- 1		0- 0		0- 0				
9- 10		0- 4	0- 0		CONFERENCE		2- 5		7- 1		7- 1				
5- 4		0- 2	0- 0		HOME		1- 2		4- 0		4- 0				
4- 5		0- 2	0- 0		AWAY		1- 2		3- 1		3- 1				
0- 1		0- 0	0- 0		NEUTRAL		0- 1		0- 0		0- 0				
RPI S	Opponent	Score		RPI S	Opponent	Score		RPI S	Opponent	Score		RPI S	Opponent	Score	
16 N	Purdue	1	3	54 N	Dayton	2	3	101 A	UNI	1	3	159 H	Northern Ill.	0	3
37 A	Wichita St.	0	3	90 A	Pacific	0	3	101 H	UNI	3	0	183 A	Eastern Ill.	2	3
37 H	Wichita St.	0	3					107 A	Illinois St.	1	3	204 A	Loyola (Ill.)	1	3
48 A	Missouri St.	0	3					107 H	Illinois St.	1	3	216 H	Ill.-Chicago	3	0
48 H	Missouri St.	1	3					107 N	Illinois St.	0	3	219 H	Southeast Mo. St.	3	1
								122 N	St. Louis	0	3	222 A	Western Ill.	3	2
								124 A	Creighton	3	1	224 A	Southern Ill.	0	3
								124 H	Creighton	1	3	224 H	Southern Ill.	3	1
								150 H	Belmont	3	1	233 A	Evansville	3	1
												233 H	Evansville	3	1
												236 H	Butler	3	0
												241 A	DePaul	3	2
												269 A	Drake	3	1
												269 H	Drake	3	0
												273 H	Oakland	3	1
												281 A	Indiana St.	3	2
												281 H	Indiana St.	3	0
				LAST 10 GAMES											
				107 N	Illinois St.	0	3	281 H	Indiana St.	3	0				
				124 H	Creighton	1	3	107 H	Illinois St.	1	3				
				269 H	Drake	3	0	222 A	Western Ill.	3	2				
				37 A	Wichita St.	0	3	101 A	UNI	1	3				
				48 A	Missouri St.	0	3	216 H	Ill.-Chicago	3	0				

Non-Div. I Games:

Bradley

Average RPI Win: 249		WON-LOST	WINNING	LAST 10	STRENGTH OF		OPP. STRENGTH	TEAM	ADJ	CONF.	ADJ CONF.
Average RPI Loss: 131		RECORD	PCT. RANK	GAMES	SCHEDULE		OF SCHEDULE	RPI	RPI	RPI	RPI
DIV. I ONLY		16-9	.64	85	289		201	186	.46501	183	26
DIV. I NON-CONF.		4-4	.5	163	272		74	213	.44912	203	24
TOTALS		RPI 1-50	RPI 51-100		W-L RECORDS		RPI 101-158		RPI 159-999		RPI 150+
16-9	0-0		1-3		OVERALL		0-3		15-3		15-3
10-2	0-0		1-1		HOME		0-1		9-0		9-0
5-5	0-0		0-2		AWAY		0-2		5-1		5-1
1-2	0-0		0-0		NEUTRAL		0-0		1-2		1-2
4-4	0-0		0-3		NON-CONFERENCE		0-0		4-1		4-1
3-1	0-0		0-1		HOME		0-0		3-0		3-0
0-2	0-0		0-2		AWAY		0-0		0-0		0-0
1-1	0-0		0-0		NEUTRAL		0-0		1-1		1-1
12-5	0-0		1-0		CONFERENCE		0-3		11-2		11-2
7-1	0-0		1-0		HOME		0-1		6-0		6-0
5-3	0-0		0-0		AWAY		0-2		5-1		5-1
0-1	0-0		0-0		NEUTRAL		0-0		0-1		0-1
RPI S	Opponent	Score	RPI S	Opponent	Score	RPI S	Opponent	Score	RPI S	Opponent	Score
			54 H	Dayton	0 3	115 A	Tennessee St.	1 3	182 H	Bradley	3 2
			62 A	Kentucky	0 3	118 A	Jacksonville St.	0 3	203 N	Wright St.	0 3
			71 A	Illinois	2 3	118 H	Jacksonville St.	2 3	216 N	Ill.-Chicago	3 0
			91 H	Eastern Ky.	3 1				219 A	Southeast Mo. St.	0 3
									219 H	Southeast Mo. St.	3 2
									219 N	Southeast Mo. St.	2 3
									241 H	DePaul	3 1
									252 A	Austin Peay	3 1
									268 A	Tennessee Tech	3 2
									268 H	Tennessee Tech	3 0
									270 A	Samford	3 1
									270 H	Samford	3 0
									279 A	Murray St.	3 0
									279 H	Murray St.	3 2
									281 H	Indiana St.	3 0
									286 H	Morehead St.	3 0
									287 A	Tenn.-Martin	3 0
									287 H	Tenn.-Martin	3 0
LAST 10 GAMES											
			219 N	Southeast Mo. St.	2 3	115 A	Tennessee St.	1 3			
			270 H	Samford	3 0	252 A	Austin Peay	3 1			
			118 H	Jacksonville St.	2 3	118 A	Jacksonville St.	0 3			
			268 H	Tennessee Tech	3 0	270 A	Samford	3 1			
			219 A	Southeast Mo. St.	0 3	279 H	Murray St.	3 2			

Non-Div. I Games:

Eastern Ill.

Northeastern

Through Games Of Final 2005 RPI

Average RPI Win: 220		WON-LOST	WINNING	LAST 10	STRENGTH OF		OPP. STRENGTH	TEAM	ADJ	CONF.	ADJ CONF.
Average RPI Loss: 110		RECORD	PCT. RANK	GAMES	SCHEDULE		OF SCHEDULE	RPI	RPI	RPI	RPI
DIV. I ONLY		11- 16	.40741	197	3- 7		168	172	194	.46373	184
DIV. I NON-CONF.		3- 6	.33333	225	0- 1		139	142	200	.46268	190
TOTALS		RPI 1-50	RPI 51-100		W-L RECORDS		RPI 101-158		RPI 159-999		RPI 150+
11- 16	0- 0	1- 8		OVERALL		0- 5		10- 3		10- 3	
5- 6	0- 0	1- 2		HOME		0- 2		4- 2		4- 2	
6- 7	0- 0	0- 4		AWAY		0- 2		6- 1		6- 1	
0- 3	0- 0	0- 2		NEUTRAL		0- 1		0- 0		0- 0	
3- 6	0- 0	0- 3		NON-CONFERENCE		0- 3		3- 0		3- 0	
1- 1	0- 0	0- 0		HOME		0- 1		1- 0		1- 0	
2- 2	0- 0	0- 1		AWAY		0- 1		2- 0		2- 0	
0- 3	0- 0	0- 2		NEUTRAL		0- 1		0- 0		0- 0	
8- 10	0- 0	1- 5		CONFERENCE		0- 2		7- 3		7- 3	
4- 5	0- 0	1- 2		HOME		0- 1		3- 2		3- 2	
4- 5	0- 0	0- 3		AWAY		0- 1		4- 1		4- 1	
0- 0	0- 0	0- 0		NEUTRAL		0- 0		0- 0		0- 0	
RPI S	Opponent	Score	RPI S	Opponent	Score	RPI S	Opponent	Score	RPI S	Opponent	Score
			53 A	Loyola Marymount	0 3	104 N	Idaho	0 3	160 A	James Madison	2 3
			75 A	Hofstra	0 3	113 A	Va. Commonwealth	2 3	160 H	James Madison	1 3
			75 H	Hofstra	1 3	113 H	Va. Commonwealth	1 3	166 A	Fairfield	3 0
			85 A	Towson	0 3	114 A	Connecticut	0 3	197 A	Delaware	3 2
			85 H	Towson	2 3	133 H	UC Riverside	2 3	197 H	Delaware	3 2
			86 A	William & Mary	0 3				206 A	Georgia St.	3 1
			86 H	William & Mary	3 1				206 H	Georgia St.	1 3
			94 N	Villanova	1 3				227 A	UMBC	3 2
			98 N	Coastal Caro.	0 3				256 A	UNC Wilmington	3 0
									256 H	UNC Wilmington	3 0
									275 A	George Mason	3 1
									275 H	George Mason	3 1
									276 H	Harvard	3 1
			LAST 10 GAMES								
			75 H	Hofstra	1 3	206 H	Georgia St.	1 3			
			85 H	Towson	2 3	256 H	UNC Wilmington	3 0			
			197 H	Delaware	3 2	160 A	James Madison	2 3			
			86 A	William & Mary	0 3	275 A	George Mason	3 1			
			113 A	Va. Commonwealth	2 3	114 A	Connecticut	0 3			

Non-Div. I Games:

Northeastern

Average RPI Win:	179	WON-LOST	WINNING	LAST 10	STRENGTH OF	OPP. STRENGTH	TEAM	ADJ	CONF.	ADJ CONF.			
Average RPI Loss:	85	RECORD	PCT. RANK	GAMES	SCHEDULE	OF SCHEDULE	RPI	RPI	RPI	RPI			
DIV. I ONLY		4- 22	.15385	296	2- 8	26	85	201	.46333	185	6	6	
DIV. I NON-CONF.		3- 9	.25	253	2- 1	23	109	145	.50819	138	8	8	
<hr/>													
TOTALS	RPI 1-50	RPI 51-100			W-L RECORDS	RPI 101-158		RPI 159-999		RPI 150+			
4- 22	0- 7	0- 8			OVERALL	1- 6		3- 1		4- 1			
3- 9	0- 3	0- 4			HOME	1- 2		2- 0		3- 0			
1- 11	0- 2	0- 4			AWAY	0- 4		1- 1		1- 1			
0- 2	0- 2	0- 0			NEUTRAL	0- 0		0- 0		0- 0			
<hr/>													
3- 9	0- 3	0- 4			NON-CONFERENCE	1- 2		2- 0		3- 0			
2- 3	0- 1	0- 2			HOME	1- 0		1- 0		2- 0			
1- 4	0- 0	0- 2			AWAY	0- 2		1- 0		1- 0			
0- 2	0- 2	0- 0			NEUTRAL	0- 0		0- 0		0- 0			
<hr/>													
1- 13	0- 4	0- 4			CONFERENCE	0- 4		1- 1		1- 1			
1- 6	0- 2	0- 2			HOME	0- 2		1- 0		1- 0			
0- 7	0- 2	0- 2			AWAY	0- 2		0- 1		0- 1			
0- 0	0- 0	0- 0			NEUTRAL	0- 0		0- 0		0- 0			
<hr/>													
RPI S	Opponent	Score	RPI S	Opponent	Score	RPI S	Opponent	Score	RPI S	Opponent	Score		
5 H	Louisville	1 <div>3</div>	63 H	Pittsburgh	1 <div>3</div>	102 A	Florida A&M	0 <div>3</div>	172 H	UCF	3 1		
11 A	Notre Dame	0 <div>3</div>	66 H	St. John's (N.Y.)	0 <div>3</div>	114 H	Connecticut	0 <div>3</div>	173 A	Jacksonville	3 2		
37 N	Wichita St.	0 <div>3</div>	70 A	Michigan St.	0 <div>3</div>	120 A	Florida St.	1 <div>3</div>	220 H	Georgetown	3 0		
44 A	Syracuse	0 <div>3</div>	73 H	Eastern Wash.	0 <div>3</div>	131 A	Rutgers	0 <div>3</div>	241 A	DePaul	2 <div>3</div>		
47 H	Fla. Atlantic	0 <div>3</div>	83 A	Long Island	0 <div>3</div>	134 A	Seton Hall	1 <div>3</div>					
49 N	Ball St.	2 <div>3</div>	87 A	Marquette	0 <div>3</div>	138 H	West Virginia	1 <div>3</div>					
50 H	Cincinnati	0 <div>3</div>	94 A	Villanova	0 <div>3</div>	151 H	North Fla.	3 0					
			100 H	Appalachian St.	0 <div>3</div>								
<hr/>													
LAST 10 GAMES													
151 H North Fla.						3	0	114 H Connecticut				0	<div>3</div>
83 A Long Island						0	<div>3</div>	66 H St. John's (N.Y.)				0	<div>3</div>
134 A Seton Hall						1	<div>3</div>	241 A DePaul				2	<div>3</div>
5 H Louisville						1	<div>3</div>	11 A Notre Dame				0	<div>3</div>
50 H Cincinnati						0	<div>3</div>	173 A Jacksonville				3	2

Non-Div. I Games:

South Fla.

Average RPI Win:	212	WON-LOST RECORD	WINNING PCT. RANK	LAST 10 GAMES	STRENGTH OF SCHEDULE	OPP. STRENGTH OF SCHEDULE	TEAM RPI	ADJ RPI	CONF. RPI	ADJ CONF. RPI	
DIV. I ONLY		6- 19	.24 274	2- 8	46	161	198	.46224 186	15	15	
DIV. I NON-CONF.		2- 9	.18182 282	0- 1	22	103	165	.49473 158	16	16	
<hr/>											
TOTALS	RPI 1-50	RPI 51-100		W-L RECORDS	RPI 101-158		RPI 159-999		RPI 150+		
6- 19	0- 2	0- 10		OVERALL	2- 2		4- 5		5- 6		
3- 4	0- 0	0- 2		HOME	2- 0		1- 2		2- 2		
2- 10	0- 1	0- 4		AWAY	0- 2		2- 3		2- 4		
1- 5	0- 1	0- 4		NEUTRAL	0- 0		1- 0		1- 0		
<hr/>											
2- 9	0- 2	0- 6		NON-CONFERENCE	0- 0		2- 1		2- 1		
0- 0	0- 0	0- 0		HOME	0- 0		0- 0		0- 0		
1- 4	0- 1	0- 2		AWAY	0- 0		1- 1		1- 1		
1- 5	0- 1	0- 4		NEUTRAL	0- 0		1- 0		1- 0		
<hr/>											
4- 10	0- 0	0- 4		CONFERENCE	2- 2		2- 4		3- 5		
3- 4	0- 0	0- 2		HOME	2- 0		1- 2		2- 2		
1- 6	0- 0	0- 2		AWAY	0- 2		1- 2		1- 3		
0- 0	0- 0	0- 0		NEUTRAL	0- 0		0- 0		0- 0		
<hr/>											
RPI S	Opponent	Score	RPI S	Opponent	Score	RPI S	Opponent	Score	RPI S	Opponent	Score
31 A	Sacramento St.	0 3	53 N	Loyola Marymount	0 3	145 A	Penn	0 3	165 A	Brown	0 3
40 N	Albany (N.Y.)	0 3	56 A	Cornell	0 3	145 H	Penn	3 2	165 H	Brown	1 3
			56 H	Cornell	0 3	152 A	Princeton	0 3	166 A	Fairfield	0 3
			67 N	Nevada	0 3	152 H	Princeton	3 0	170 A	Dartmouth	0 3
			75 A	Hofstra	0 3				170 H	Dartmouth	0 3
			77 N	Tulsa	0 3				204 A	Loyola (Ill.)	3 1
			83 A	Long Island	1 3				221 N	Manhattan	3 0
			83 N	Long Island	0 3				276 A	Harvard	3 2
			96 A	Yale	0 3				276 H	Harvard	3 2
			96 H	Yale	1 3						
<hr/>											
			LAST 10 GAMES								
			145 A Penn			96 A Yale			0 3		
			152 A Princeton			165 A Brown			0 3		
			56 A Cornell			170 A Dartmouth			0 3		
			276 H Harvard			276 A Harvard			3 2		
			170 H Dartmouth			83 A Long Island			1 3		

Non-Div. I Games:

Columbia

Average RPI Win:	210	WON-LOST RECORD	WINNING PCT. RANK	LAST 10 GAMES	STRENGTH OF SCHEDULE	OPP. STRENGTH OF SCHEDULE	TEAM RPI	ADJ RPI	CONF. RPI	ADJ CONF. RPI	
Average RPI Loss:	95	11- 20	.35484 225	3- 7	124	121	189	.46114 187	10	11	
DIV. I ONLY		8- 6	.57143 126	0- 0	135	224	132	.5115 134	10	10	
DIV. I NON-CONF.											
<hr/>											
TOTALS	RPI 1-50	RPI 51-100		W-L RECORDS	RPI 101-158		RPI 159-999		RPI 150+		
11- 20	0- 5	0- 5		OVERALL	2- 6		9- 4		10- 4		
6- 6	0- 1	0- 2		HOME	1- 2		5- 1		5- 1		
3- 12	0- 4	0- 3		AWAY	0- 2		3- 3		3- 3		
2- 2	0- 0	0- 0		NEUTRAL	1- 2		1- 0		2- 0		
<hr/>											
8- 6	0- 2	0- 0		NON-CONFERENCE	2- 3		6- 1		7- 1		
4- 0	0- 0	0- 0		HOME	1- 0		3- 0		3- 0		
2- 4	0- 2	0- 0		AWAY	0- 1		2- 1		2- 1		
2- 2	0- 0	0- 0		NEUTRAL	1- 2		1- 0		2- 0		
<hr/>											
3- 14	0- 3	0- 5		CONFERENCE	0- 3		3- 3		3- 3		
2- 6	0- 1	0- 2		HOME	0- 2		2- 1		2- 1		
1- 8	0- 2	0- 3		AWAY	0- 1		1- 2		1- 2		
0- 0	0- 0	0- 0		NEUTRAL	0- 0		0- 0		0- 0		
<hr/>											
RPI S	Opponent	Score	RPI S	Opponent	Score	RPI S	Opponent	Score	RPI S	Opponent	Score
12 A	Ohio	0 3	51 A	Eastern Mich.	0 3	103 A	Bowling Green	0 3	159 H	Northern Ill.	1 3
12 H	Ohio	0 3	61 H	Western Mich.	0 3	103 H	Bowling Green	0 3	168 A	Kent St.	1 3
40 A	Albany (N.Y.)	1 3	78 A	Miami (Ohio)	0 3	104 N	Idaho	0 3	168 H	Kent St.	3 1
44 A	Syracuse	0 3	78 A	Miami (Ohio)	0 3	119 H	Toledo	2 3	169 H	Niagara	3 1
49 A	Ball St.	1 3	78 H	Miami (Ohio)	1 3	127 N	Oral Roberts	1 3	179 N	Memphis	3 1
						137 H	Army	3 2	189 A	Washington St.	1 3
						138 A	West Virginia	2 3	191 A	Akron	2 3
						153 N	Duquesne	3 1	191 H	Akron	3 1
						235 H Colgate 3 0					
						246 A Central Mich. 3 1					
						259 A Marist 3 0					
						261 A Canisius 3 2					
						314 H Md.-East. Shore 3 0					
<hr/>											
			LAST 10 GAMES								
			78 A Miami (Ohio) 0 3			246 A Central Mich. 3 1					
			61 H Western Mich. 0 3			51 A Eastern Mich. 0 3					
			159 H Northern Ill. 1 3			78 A Miami (Ohio) 0 3					
			191 H Akron 3 1			103 A Bowling Green 0 3					
			119 H Toledo 2 3			168 H Kent St. 3 1					

Average RPI Win:	284		WON-LOST RECORD	WINNING PCT. RANK	LAST 10 GAMES		STRENGTH OF SCHEDULE	OPP. STRENGTH OF SCHEDULE	TEAM RPI	ADJ RPI	CONF. RPI	ADJ CONF. RPI		
DIV. I ONLY			13- 12	.52 146	7- 1		209	281	190	.46112	188	33	33	
DIV. I NON-CONF.			1- 11	.08333 302	0- 1		62	105	232	.42251	229	33	33	
<hr/>														
TOTALS	RPI 1-50		RPI 51-100		W-L RECORDS		RPI 101-158		RPI 159-999		RPI 150+			
13- 12	0- 3		0- 1		OVERALL		0- 4		13- 4		13- 5			
4- 0	0- 0		0- 0		HOME		0- 0		4- 0		4- 0			
3- 7	0- 3		0- 0		AWAY		0- 2		3- 2		3- 3			
6- 5	0- 0		0- 1		NEUTRAL		0- 2		6- 2		6- 2			
<hr/>														
1- 11	0- 3		0- 1		NON-CONFERENCE		0- 4		1- 3		1- 4			
0- 0	0- 0		0- 0		HOME		0- 0		0- 0		0- 0			
0- 6	0- 3		0- 0		AWAY		0- 2		0- 1		0- 2			
1- 5	0- 0		0- 1		NEUTRAL		0- 2		1- 2		1- 2			
<hr/>														
12- 1	0- 0		0- 0		CONFERENCE		0- 0		12- 1		12- 1			
4- 0	0- 0		0- 0		HOME		0- 0		4- 0		4- 0			
3- 1	0- 0		0- 0		AWAY		0- 0		3- 1		3- 1			
5- 0	0- 0		0- 0		NEUTRAL		0- 0		5- 0		5- 0			
<hr/>														
RPI S	Opponent		Score		RPI S	Opponent		Score		RPI S	Opponent		Score	
1 A	Nebraska		0	3	72 N	UTEP		0	3	115 A	Tennessee St.		1	3
39 A	Alabama		0	3						115 N	Tennessee St.		2	3
43 A	Middle Tenn.		0	3						117 N	Ark.-Little Rock		0	3
										157 A	Auburn		1	3
									</					

Non-Div. I Games:	Albany St. (GA)	3	1	Albany St. (GA)	3	1
-------------------	-----------------	---	---	-----------------	---	---

Alabama A&M

Average RPI Win: 169		WON-LOST	WINNING	LAST 10	STRENGTH OF		OPP. STRENGTH	TEAM	ADJ	CONF.	ADJ CONF.		
Average RPI Loss: 71		RECORD	PCT. RANK	GAMES	SCHEDULE		OF SCHEDULE	RPI	RPI	RPI	RPI		
DIV. I ONLY		9- 22	.29032	248	1- 9		97	37	185	.461	189	2	2
DIV. I NON-CONF.		7- 6	.53846	147	0- 0		232	130	180	.46479	188	3	3
TOTALS		RPI 1-50	RPI 51-100		W-L RECORDS		RPI 101-158		RPI 159-999		RPI 150+		
9- 22	0- 13	0- 3		OVERALL		5- 3		4- 3		4- 3			
4- 9	0- 6	0- 1		HOME		3- 1		1- 1		1- 1			
3- 11	0- 6	0- 2		AWAY		1- 2		2- 1		2- 1			
2- 2	0- 1	0- 0		NEUTRAL		1- 0		1- 1		1- 1			
7- 6	0- 1	0- 1		NON-CONFERENCE		3- 1		4- 3		4- 3			
2- 2	0- 0	0- 0		HOME		1- 1		1- 1		1- 1			
3- 2	0- 0	0- 1		AWAY		1- 0		2- 1		2- 1			
2- 2	0- 1	0- 0		NEUTRAL		1- 0		1- 1		1- 1			
2- 16	0- 12	0- 2		CONFERENCE		2- 2		0- 0		0- 0			
2- 7	0- 6	0- 1		HOME		2- 0		0- 0		0- 0			
0- 9	0- 6	0- 1		AWAY		0- 2		0- 0		0- 0			
0- 0	0- 0	0- 0		NEUTRAL		0- 0		0- 0		0- 0			
RPI S	Opponent	Score	RPI S	Opponent	Score	RPI S	Opponent	Score	RPI S	Opponent	Score		
3 A	Washington	0 3	73 A	Eastern Wash.	1 3	104 H	Idaho	0 3	187 H	Buffalo	3 1		
3 H	Washington	0 3	97 A	Oregon St.	1 3	119 N	Toledo	3 0	201 A	Portland	3 1		
6 A	Arizona	1 3	97 H	Oregon St.	1 3	122 A	St. Louis	3 2	205 A	Gonzaga	3 1		
6 H	Arizona	0 3				127 H	Oral Roberts	3 1	205 H	Gonzaga	1 3		
10 A	Stanford	0 3				143 A	Arizona St.	1 3	215 N	Idaho St.	0 3		
10 H	Stanford	1 3				143 H	Arizona St.	3 1	257 A	UC Davis	2 3		
18 A	Southern California	0 3				144 A	Oregon	0 3	273 N	Oakland	3 0		
18 H	Southern California	0 3				144 H	Oregon	3 2					
21 A	UCLA	0 3											
21 H	UCLA	0 3											
29 A	California	0 3											
29 H	California	2 3											
43 N	Middle Tenn.	0 3											
LAST 10 GAMES													
3 A	Washington	0 3	10 H	Stanford	1 3								
97 H	Oregon St.	1 3	29 H	California	2 3								
144 H	Oregon	3 2	6 A	Arizona	1 3								
18 A	Southern California	0 3	143 A	Arizona St.	1 3								
21 A	UCLA	0 3	144 A	Oregon	0 3								

Non-Div. I Games:

Washington St.

Stony Brook

Through Games Of Final 2005 RPI

Average RPI Win:		215	WON-LOST		WINNING		LAST 10		STRENGTH OF		OPP. STRENGTH		TEAM	ADJ		CONF.		ADJ CONF.						
Average RPI Loss:		130	RECORD		PCT. RANK		GAMES		SCHEDULE		OF SCHEDULE		RPI	RPI		RPI		RPI						
DIV. I ONLY			12- 18		.4		202		4- 6		125		197		184		.46028		190		20		20	
DIV. I NON-CONF.			6- 10		.375		218		0- 1		115		195		183		.46788		187		19		19	
TOTALS		RPI 1-50		RPI 51-100				W-L RECORDS				RPI 101-158				RPI 159-999				RPI 150+				
12- 18		1- 3		0- 1				OVERALL				1- 8				10- 6				10- 6				
7- 5		0- 1		0- 1				HOME				1- 2				6- 1				6- 1				
4- 7		1- 1		0- 0				AWAY				0- 3				3- 3				3- 3				
1- 6		0- 1		0- 0				NEUTRAL				0- 3				1- 2				1- 2				
6- 10		0- 1		0- 1				NON-CONFERENCE				1- 5				5- 3				5- 3				
4- 2		0- 0		0- 1				HOME				1- 1				3- 0				3- 0				
1- 3		0- 0		0- 0				AWAY				0- 2				1- 1				1- 1				
1- 5		0- 1		0- 0				NEUTRAL				0- 2				1- 2				1- 2				
6- 8		1- 2		0- 0				CONFERENCE				0- 3				5- 3				5- 3				
3- 3		0- 1		0- 0				HOME				0- 1				3- 1				3- 1				
3- 4		1- 1		0- 0				AWAY				0- 1				2- 2				2- 2				
0- 1		0- 0		0- 0				NEUTRAL				0- 1				0- 0				0- 0				
RPI	S	Opponent		Score		RPI	S	Opponent		Score		RPI	S	Opponent		Score		RPI	S	Opponent		Score		
9	N	Santa Clara		0	3	66	H	St. John's (N.Y.)		0	3	109	A	Binghamton		0	3	165	A	Brown		2	3	
40	A	Albany (N.Y.)		3	2							109	H	Binghamton		1	3	166	H	Fairfield		3	0	
40	A	Albany (N.Y.)		0	3							109	N	Binghamton		1	3	170	N	Dartmouth		0	3	
40	H	Albany (N.Y.)		0	3							112	A	Southern Methodist		0	3	181	H	Bucknell		3	1	
												125	N	Texas Tech		0	3	196	A	Maine		0	3	
												127	N	Oral Roberts		1	3	196	H	Maine		3	2	
												134	A	Seton Hall		0	3	221	N	Manhattan		0	3	
												142	H	Fordham		0	3	227	A	UMBC		1	3	
												148	H	Siena		3	2	227	H	UMBC		3	1	
																		238	A	New Hampshire		3	1	
																		238	H	New Hampshire		2	3	
																		251	N	Lafayette		3	0	
																		259	A	Marist		3	0	
																		280	H	St. Francis (Pa.)		3	1	
																		295	A	Hartford		3	0	
																		295	H	Hartford		3	0	
LAST 10 GAMES						LAST 10 GAMES						LAST 10 GAMES						LAST 10 GAMES						
109	N	Binghamton		1	3	109	A	Binghamton		0	3	109	N	Binghamton		0	3	109	A	Binghamton		0	3	
40	A	Albany (N.Y.)		3	2	40	H	Albany (N.Y.)		0	3	40	A	Albany (N.Y.)		0	3	40	H	Albany (N.Y.)		0	3	
196	A	Maine		0	3	295	H	Hartford		3	0	295	H	Hartford		3	0	295	H	Hartford		3	0	
238	A	New Hampshire		3	1	142	H	Fordham		0	3	142	H	Fordham		0	3	142	H	Fordham		0	3	
227	H	UMBC		3	1	238	H	New Hampshire		2	3	238	H	New Hampshire		2	3	238	H	New Hampshire		2	3	

Non-Div. I Games:

Stony Brook

Average RPI Win: 223		WON-LOST RECORD		WINNING PCT. RANK		LAST 10 GAMES		STRENGTH OF SCHEDULE		OPP. STRENGTH OF SCHEDULE		TEAM RPI		ADJ RPI		CONF. RPI		ADJ CONF. RPI					
DIV. I ONLY		10- 20		.33333 232		2- 8		145		105		207		.45788 191		10		11					
DIV. I NON-CONF.		6- 7		.46154 183		1- 0		186		178		187		.47627 178		10		10					
TOTALS		RPI 1-50		RPI 51-100		W-L RECORDS		RPI 101-158		RPI 159-999		RPI 150+											
10- 20		0- 4		0- 6		OVERALL		0- 7		10- 3		10- 3											
7- 7		0- 2		0- 2		HOME		0- 2		7- 1		7- 1											
3- 9		0- 1		0- 4		AWAY		0- 2		3- 2		3- 2											
0- 4		0- 1		0- 0		NEUTRAL		0- 3		0- 0		0- 0											
6- 7		0- 1		0- 2		NON-CONFERENCE		0- 4		6- 0		6- 0											
5- 1		0- 0		0- 0		HOME		0- 1		5- 0		5- 0											
1- 2		0- 0		0- 2		AWAY		0- 0		1- 0		1- 0											
0- 4		0- 1		0- 0		NEUTRAL		0- 3		0- 0		0- 0											
4- 13		0- 3		0- 4		CONFERENCE		0- 3		4- 3		4- 3											
2- 6		0- 2		0- 2		HOME		0- 1		2- 1		2- 1											
2- 7		0- 1		0- 2		AWAY		0- 2		2- 2		2- 2											
0- 0		0- 0		0- 0		NEUTRAL		0- 0		0- 0		0- 0											
RPI	S	Opponent		Score		RPI	S	Opponent		Score		RPI	S	Opponent		Score							
12	A	Ohio		0 3		51	A	Eastern Mich.		1 3		103	A	Bowling Green		0 3		159	A	Northern Ill.		1 3	
12	H	Ohio		0 3		58	A	Michigan		0 3		103	H	Bowling Green		1 3		159	H	Northern Ill.		2 3	
29	N	California		0 3		61	H	Western Mich.		0 3		107	N	Illinois St.		0 3		168	A	Kent St.		3 1	
49	H	Ball St.		2 3		67	A	Nevada		1 3		119	A	Toledo		0 3		168	H	Kent St.		3 1	
						78	A	Miami (Ohio)		1 3		126	N	Montana St.		1 3		169	A	Niagara		3 1	
						78	H	Miami (Ohio)		1 3		135	N	Cleveland St.		0 3		187	A	Buffalo		1 3	
												138	H	West Virginia		2 3		187	H	Buffalo		3 2	
																		211	H	Robert Morris		3 1	
																		246	A	Central Mich.		3 1	
																		254	H	Elon		3 0	
																		261	H	Canisius		3 0	
																		273	H	Oakland		3 0	
																		294	H	Youngstown St.		3 0	
						LAST 10 GAMES																	
						159	A	Northern Ill.		1 3		51	A	Eastern Mich.		1 3							
						159	H	Northern Ill.		2 3		246	A	Central Mich.		3 1							
						169	A	Niagara		3 1		103	A	Bowling Green		0 3							
						187	A	Buffalo		1 3		78	A	Miami (Ohio)		1 3							
						49	H	Ball St.		2 3		61	H	Western Mich.		0 3							

Non-Div. I Games:

Akron

Average RPI Win:		230	WON-LOST RECORD		WINNING PCT. RANK		LAST 10 GAMES		STRENGTH OF SCHEDULE		OPP. STRENGTH OF SCHEDULE		TEAM RPI		ADJ RPI		CONF. RPI		ADJ CONF. RPI	
DIV. I ONLY			15- 16		.48387 167		7- 3		183		231		181		.45668 192		23		23	
DIV. I NON-CONF.			4- 6		.4 206		0- 0		104		200		175		.47943 173		22		22	
TOTALS		RPI 1-50		RPI 51-100		W-L RECORDS		RPI 101-158		RPI 159-999		RPI 150+								
15- 16		0- 3		1- 3		OVERALL		2- 4		12- 6		13- 7								
5- 4		0- 1		0- 1		HOME		0- 1		5- 1		5- 1								
6- 8		0- 2		1- 1		AWAY		1- 2		4- 3		4- 4								
4- 4		0- 0		0- 1		NEUTRAL		1- 1		3- 2		4- 2								
4- 6		0- 1		0- 1		NON-CONFERENCE		1- 2		3- 2		4- 3								
0- 0		0- 0		0- 0		HOME		0- 0		0- 0		0- 0								
1- 3		0- 1		0- 1		AWAY		0- 1		1- 0		1- 1								
3- 3		0- 0		0- 0		NEUTRAL		1- 1		2- 2		3- 2								
11- 10		0- 2		1- 2		CONFERENCE		1- 2		9- 4		9- 4								
5- 4		0- 1		0- 1		HOME		0- 1		5- 1		5- 1								
5- 5		0- 1		1- 0		AWAY		1- 1		3- 3		3- 3								
1- 1		0- 0		0- 1		NEUTRAL		0- 0		1- 0		1- 0								
RPI	S	Opponent		Score		RPI	S	Opponent		Score		RPI	S	Opponent		Score				
26	A	Col. of Charleston		0 3		57	A	Winthrop		1 3		139	A	Ga. Southern		3 1				
26	H	Col. of Charleston		1 3		100	A	Appalachian St.		3 2		139	A	Ga. Southern		0 3				
47	A	Fla. Atlantic		0 3		100	H	Appalachian St.		1 3		139	H	Ga. Southern		0 3				
						100	N	Appalachian St.		1 3		140	N	Indiana		1 3				
												151	N	North Fla.		3 1				
												157	A	Auburn		1 3				

Non-Div. I Games:

Furman

[illegible]

Non-Div. I Games:

Weber St.

Average RPI Win: 176		WON-LOST	WINNING	LAST 10	STRENGTH OF		OPP. STRENGTH	TEAM	ADJ	CONF.	ADJ CONF.
Average RPI Loss: 90		RECORD	PCT. RANK	GAMES	SCHEDULE		OF SCHEDULE	RPI	RPI	RPI	RPI
DIV. I ONLY		8- 18	.30769	244	3- 7		118	77	196	.45475	194
DIV. I NON-CONF.		4- 4	.5	163	0- 1		181	115	164	.48396	168
TOTALS		RPI 1-50	RPI 51-100		W-L RECORDS		RPI 101-158		RPI 159-999		RPI 150+
8- 18	0- 3	0- 7		OVERALL		2- 6		6- 2		6- 3	
2- 8	0- 1	0- 4		HOME		0- 2		2- 1		2- 1	
3- 8	0- 1	0- 3		AWAY		1- 3		2- 1		2- 2	
3- 2	0- 1	0- 0		NEUTRAL		1- 1		2- 0		2- 0	
4- 4	0- 0	0- 1		NON-CONFERENCE		2- 2		2- 1		2- 2	
0- 2	0- 0	0- 1		HOME		0- 0		0- 1		0- 1	
2- 1	0- 0	0- 0		AWAY		1- 1		1- 0		1- 1	
2- 1	0- 0	0- 0		NEUTRAL		1- 1		1- 0		1- 0	
4- 14	0- 3	0- 6		CONFERENCE		0- 4		4- 1		4- 1	
2- 6	0- 1	0- 3		HOME		0- 2		2- 0		2- 0	
1- 7	0- 1	0- 3		AWAY		0- 2		1- 1		1- 1	
1- 1	0- 1	0- 0		NEUTRAL		0- 0		1- 0		1- 0	
RPI S	Opponent	Score	RPI S	Opponent	Score	RPI S	Opponent	Score	RPI S	Opponent	Score
14 A	Hawaii	0 3	52 A	New Mexico St.	0 3	104 A	Idaho	1 3	161 N	Northern Colo.	3 1
14 H	Hawaii	0 3	52 H	New Mexico St.	1 3	104 H	Idaho	1 3	180 A	Fresno St.	0 3
14 N	Hawaii	0 3	55 A	Utah St.	1 3	108 N	San Diego St.	0 3	180 H	Fresno St.	3 1
			55 H	Utah St.	0 3	123 N	Georgia	3 0	200 A	Louisiana Tech	3 2
			67 A	Nevada	0 3	125 A	Texas Tech	3 1	200 H	Louisiana Tech	3 2
			67 H	Nevada	0 3	149 A	San Jose St.	0 3	200 N	Louisiana Tech	3 0
			73 H	Eastern Wash.	1 3	149 H	San Jose St.	1 3	207 H	Utah Valley St.	1 3
						154 A	Wyoming	0 3	215 A	Idaho St.	3 0
LAST 10 GAMES											
14 N	Hawaii	0 3	73 H	Eastern Wash.	1 3	55 A	Utah St.	1 3			
200 N	Louisiana Tech	3 0	180 A	Fresno St.	0 3	52 H	New Mexico St.	1 3			
180 H	Fresno St.	3 1	200 H	Louisiana Tech	3 2						
149 H	San Jose St.	1 3									
104 A	Idaho	1 3									

Non-Div. I Games:

Boise St.

New Orleans

Through Games Of Final 2005 RPI

Average RPI Win:		301	WON-LOST		WINNING		LAST 10		STRENGTH OF		OPP. STRENGTH		TEAM		ADJ		CONF.		ADJ CONF.	
Average RPI Loss:		0	RECORD		PCT. RANK		GAMES		SCHEDULE		OF SCHEDULE		RPI		RPI		RPI		RPI	
DIV. I ONLY			4-0		1	1	4-0		317		313		224		.45421		195	16	17	
DIV. I NON-CONF.			4-0		1	1	4-0		313		314		211		.45421		196	18	18	
TOTALS		RPI 1-50		RPI 51-100		W-L RECORDS		RPI 101-158		RPI 159-999		RPI 150+								
4-0		0-0		0-0		OVERALL		0-0		4-0		4-0								
0-0		0-0		0-0		HOME		0-0		0-0		0-0								
1-0		0-0		0-0		AWAY		0-0		1-0		1-0								
3-0		0-0		0-0		NEUTRAL		0-0		3-0		3-0								
4-0		0-0		0-0		NON-CONFERENCE		0-0		4-0		4-0								
0-0		0-0		0-0		HOME		0-0		0-0		0-0								
1-0		0-0		0-0		AWAY		0-0		1-0		1-0								
3-0		0-0		0-0		NEUTRAL		0-0		3-0		3-0								
0-0		0-0		0-0		CONFERENCE		0-0		0-0		0-0								
0-0		0-0		0-0		HOME		0-0		0-0		0-0								
0-0		0-0		0-0		AWAY		0-0		0-0		0-0								
0-0		0-0		0-0		NEUTRAL		0-0		0-0		0-0								
RPI	S	Opponent		Score		RPI	S	Opponent		Score		RPI	S	Opponent		Score				

Non-Div. I Games:

New Orleans

Maine

Through Games Of Final 2005 RPI

Average RPI Win: 230		WON-LOST RECORD		WINNING PCT. RANK		LAST 10 GAMES		STRENGTH OF SCHEDULE		OPP. STRENGTH OF SCHEDULE		TEAM RPI		ADJ RPI		CONF. RPI		ADJ CONF. RPI	
DIV. I ONLY		11- 13		.45833 180		5- 5		198		173		188		.45317 196		20		20	
DIV. I NON-CONF.		3- 8		.27273 248		0- 0		200		136		241		.4072 245		19		19	
TOTALS		RPI 1-50		RPI 51-100		W-L RECORDS		RPI 101-158		RPI 159-999		RPI 150+							
11- 13		0- 5		0- 0		OVERALL		1- 3		10- 5		10- 6							
6- 3		0- 1		0- 0		HOME		1- 0		5- 2		5- 2							
4- 7		0- 1		0- 0		AWAY		0- 3		4- 3		4- 4							
1- 3		0- 3		0- 0		NEUTRAL		0- 0		1- 0		1- 0							
3- 8		0- 3		0- 0		NON-CONFERENCE		0- 1		3- 4		3- 5							
1- 2		0- 0		0- 0		HOME		0- 0		1- 2		1- 2							
1- 3		0- 0		0- 0		AWAY		0- 1		1- 2		1- 3							
1- 3		0- 3		0- 0		NEUTRAL		0- 0		1- 0		1- 0							
8- 5		0- 2		0- 0		CONFERENCE		1- 2		7- 1		7- 1							
5- 1		0- 1		0- 0		HOME		1- 0		4- 0		4- 0							
3- 4		0- 1		0- 0		AWAY		0- 2		3- 1		3- 1							
0- 0		0- 0		0- 0		NEUTRAL		0- 0		0- 0		0- 0							
RPI	S	Opponent		Score		RPI	S	Opponent		Score		RPI	S	Opponent		Score			
10	N	Stanford		0	3							166	H	Fairfield		3	2		
20	N	Minnesota		0	3							170	A	Dartmouth		1	3		
40	A	Albany (N.Y.)		0	3							190	A	Stony Brook		2	3		
40	H	Albany (N.Y.)		0	3							190	H	Stony Brook		3	0		
44	N	Syracuse		1	3							198	H	Montana		1	3		
												208	A	Boston College		0	3		
												227	A	UMBC		3	0		
												227	H	UMBC		3	1		
												238	A	New Hampshire		3	0		
												238	H	New Hampshire		3	0		
												240	H	Rhode Island		0	3		
												274	A	Campbell		3	1		
												276	N	Harvard		3	1		
												295	A	Hartford		3	0		
												295	H	Hartford		3	0		

Non-Div. I Games:

Maine

Average RPI Win:		212	WON-LOST	WINNING	LAST 10	STRENGTH OF		OPP. STRENGTH	TEAM	ADJ	CONF.	ADJ CONF.
Average RPI Loss:		117	RECORD	PCT. RANK	GAMES	SCHEDULE		OF SCHEDULE	RPI	RPI	RPI	RPI
DIV. I ONLY		11- 20		.35484	225	3- 7		123	176	197	.45308	197
DIV. I NON-CONF.		4- 9		.30769	235	0- 1		79	150	182	.47497	180
TOTALS		RPI 1-50		RPI 51-100		W-L RECORDS		RPI 101-158		RPI 159-999		RPI 150+
11- 20	0- 1			0- 11		OVERALL		2- 3		9- 5		9- 6
5- 9	0- 0			0- 5		HOME		0- 1		5- 3		5- 3
5- 8	0- 0			0- 6		AWAY		2- 0		3- 2		3- 2
1- 3	0- 1			0- 0		NEUTRAL		0- 2		1- 0		1- 1
4- 9	0- 1			0- 5		NON-CONFERENCE		1- 2		3- 1		3- 2
2- 3	0- 0			0- 2		HOME		0- 0		2- 1		2- 1
1- 3	0- 0			0- 3		AWAY		1- 0		0- 0		0- 0
1- 3	0- 1			0- 0		NEUTRAL		0- 2		1- 0		1- 1
7- 11	0- 0			0- 6		CONFERENCE		1- 1		6- 4		6- 4
3- 6	0- 0			0- 3		HOME		0- 1		3- 2		3- 2
4- 5	0- 0			0- 3		AWAY		1- 0		3- 2		3- 2
0- 0	0- 0			0- 0		NEUTRAL		0- 0		0- 0		0- 0
RPI S	Opponent	Score	RPI S	Opponent	Score	RPI S	Opponent	Score	RPI S	Opponent	Score	
43 N	Middle Tenn.	0 3	63 H	Pittsburgh	0 3	109 N	Binghamton	0 3	160 A	James Madison	3 2	
			75 A	Hofstra	1 3	113 A	Va. Commonwealth	3 2	160 H	James Madison	3 1	
			75 H	Hofstra	0 3	113 H	Va. Commonwealth	2 3	184 A	Northeastern	2 3	
			76 A	Temple	0 3	130 A	Charlotte	3 1	184 H	Northeastern	2 3	
			79 H	San Francisco	1 3	158 N	UTSA	0 3	206 A	Georgia St.	0 3	
			85 A	Towson	0 3				206 H	Georgia St.	1 3	
			85 H	Towson	2 3				226 N	Iona	3 0	
			86 A	William & Mary	0 3				227 H	UMBC	2 3	
			86 H	William & Mary	2 3				238 H	New Hampshire	3 2	
			94 A	Villanova	1 3				243 H	La Salle	3 0	
			96 A	Yale	0 3				256 A	UNC Wilmington	3 0	
									256 H	UNC Wilmington	3 0	
									275 A	George Mason	3 0	
									275 H	George Mason	3 0	
			LAST 10 GAMES									
			160 H	James Madison	3 1	275 H	George Mason	3 0				
			86 H	William & Mary	2 3	75 A	Hofstra	1 3				
			113 H	Va. Commonwealth	2 3	184 A	Northeastern	2 3				
			206 A	Georgia St.	0 3	85 H	Towson	2 3				
			256 A	UNC Wilmington	3 0	94 A	Villanova	1 3				

Non-Div. I Games:

Delaware

Average RPI Win: 221		WON-LOST	WINNING	LAST 10	STRENGTH OF		OPP. STRENGTH	TEAM	ADJ	CONF.	ADJ CONF.				
Average RPI Loss: 118		RECORD	PCT. RANK	GAMES	SCHEDULE		OF SCHEDULE	RPI	RPI	RPI	RPI				
DIV. I ONLY		13- 15	.46429	179	249		138	206	.45259	198	14	14			
DIV. I NON-CONF.		10- 4	.71429	71	259		159	146	.50506	145	14	14			
<hr/>															
TOTALS		RPI 1-50	RPI 51-100		W-L RECORDS		RPI 101-158		RPI 159-999		RPI 150+				
13- 15		0- 2	0- 4		OVERALL		0- 6		13- 3		13- 3				
5- 6		0- 1	0- 1		HOME		0- 3		5- 1		5- 1				
2- 8		0- 1	0- 2		AWAY		0- 3		2- 2		2- 2				
6- 1		0- 0	0- 1		NEUTRAL		0- 0		6- 0		6- 0				
10- 4		0- 0	0- 2		NON-CONFERENCE		0- 2		10- 0		10- 0				
3- 1		0- 0	0- 0		HOME		0- 1		3- 0		3- 0				
1- 2		0- 0	0- 1		AWAY		0- 1		1- 0		1- 0				
6- 1		0- 0	0- 1		NEUTRAL		0- 0		6- 0		6- 0				
3- 11		0- 2	0- 2		CONFERENCE		0- 4		3- 3		3- 3				
2- 5		0- 1	0- 1		HOME		0- 2		2- 1		2- 1				
1- 6		0- 1	0- 1		AWAY		0- 2		1- 2		1- 2				
0- 0		0- 0	0- 0		NEUTRAL		0- 0		0- 0		0- 0				
RPI	S	Opponent	Score	RPI	S	Opponent	Score	RPI	S	Opponent	Score				
31	A	Sacramento St.	0 3	64	N	Stephen F. Austin	1 3	121	A	Denver	0 3	159	N	Northern Ill.	3 0
31	H	Sacramento St.	0 3	69	A	Iowa St.	1 3	126	A	Montana St.	0 3	166	N	Fairfield	3 1
				73	A	Eastern Wash.	0 3	126	H	Montana St.	1 3	193	A	Weber St.	1 3
				73	H	Eastern Wash.	0 3	129	H	New Mexico	1 3	193	H	Weber St.	3 1
								132	A	Portland St.	2 3	196	A	Maine	3 1
								132	H	Portland St.	0 3	201	N	Portland	3 0
												205	H	Gonzaga	3 1
												215	A	Idaho St.	3 2
												215	H	Idaho St.	1 3
												225	N	South Dakota St.	3 1
												240	N	Rhode Island	3 1
												253	A	Northern Ariz.	0 3
												253	H	Northern Ariz.	3 1
												257	H	UC Davis	3 0
												269	N	Drake	3 0
												292	H	North Dakota St.	3 1
				LAST 10 GAMES											
				215	H	Idaho St.	1 3	193	H	Weber St.	3 1				
				253	H	Northern Ariz.	3 1	132	A	Portland St.	2 3				
				31	H	Sacramento St.	0 3	73	A	Eastern Wash.	0 3				
				193	A	Weber St.	1 3	292	H	North Dakota St.	3 1				
				215	A	Idaho St.	3 2	126	H	Montana St.	1 3				

Non-Div. I Games: Carroll (MT) 3 0

Montana

Average RPI Win:	257	WON-LOST RECORD	WINNING PCT. RANK	LAST 10 GAMES	STRENGTH OF SCHEDULE	OPP. STRENGTH OF SCHEDULE	TEAM RPI	ADJ RPI	CONF. RPI	ADJ CONF. RPI					
DIV. I ONLY		16- 14	.53333	136	3- 7	245	250	192	.45233	199	22	24			
DIV. I NON-CONF.		13- 7	.65	90	2- 2	231	254	158	.48571	166	23	23			
<hr/>															
TOTALS	RPI 1-50	RPI 51-100		W-L RECORDS		RPI 101-158		RPI 159-999		RPI 150+					
16- 14	0- 1	0- 2		OVERALL		0- 6		16- 5		16- 7					
8- 3	0- 0	0- 1		HOME		0- 0		8- 2		8- 2					
4- 9	0- 1	0- 1		AWAY		0- 4		4- 3		4- 4					
4- 2	0- 0	0- 0		NEUTRAL		0- 2		4- 0		4- 1					
<hr/>															
13- 7	0- 0	0- 2		NON-CONFERENCE		0- 3		13- 2		13- 3					
5- 2	0- 0	0- 1		HOME		0- 0		5- 1		5- 1					
4- 3	0- 0	0- 1		AWAY		0- 1		4- 1		4- 1					
4- 2	0- 0	0- 0		NEUTRAL		0- 2		4- 0		4- 1					
<hr/>															
3- 7	0- 1	0- 0		CONFERENCE		0- 3		3- 3		3- 4					
3- 1	0- 0	0- 0		HOME		0- 0		3- 1		3- 1					
0- 6	0- 1	0- 0		AWAY		0- 3		0- 2		0- 3					
0- 0	0- 0	0- 0		NEUTRAL		0- 0		0- 0		0- 0					
<hr/>															
RPI	S	Opponent	Score	RPI	S	Opponent	Score	RPI	S	Opponent	Score				
47	A	Fla. Atlantic	1 3	98	A	Coastal Caro.	2 3	113	A	Va. Commonwealth	2 3	162	A	Florida Int'l	1 3
				99	H	UNC Asheville	2 3	116	N	Iowa	1 3	164	A	Chattanooga	3 0
								150	A	Belmont	1 3	173	A	Jacksonville	1 3
								150	A	Belmont	0 3	192	H	Furman	1 3
								151	A	North Fla.	0 3	223	A	Davidson	3 1
								153	N	Duquesne	0 3	230	H	Mercer	1 3
												231	A	Lipscomb	1 3
												234	H	High Point	3 0
												239	A	Wofford	3 2
												239	H	Wofford	3 2
												247	H	N.C. A&T	3 0
												247	N	N.C. A&T	3 0
												255	A	Western Caro.	3 0
												255	H	Western Caro.	3 0
												267	H	Stetson	3 0
												274	H	Campbell	3 1
												289	H	Radford	3 1
												289	N	Radford	3 1
												293	H	Gardner-Webb	3 1
												297	N	UNC Greensboro	3 2
												305	N	Howard	3 0
				LAST 10 GAMES											
				150	A	Belmont	1 3	255	A	Western Caro.	3 0				
				230	H	Mercer	1 3	162	A	Florida Int'l	1 3				
				234	H	High Point	3 0	47	A	Fla. Atlantic	1 3				
				150	A	Belmont	0 3	99	H	UNC Asheville	2 3				
				231	A	Lipscomb	1 3	267	H	Stetson	3 0				

Non-Div. I Games:	Lincoln Memorial	3	0	King (TN)	3	0
-------------------	------------------	---	---	-----------	---	---

East Tenn. St.

Average RPI Win:	240	WON-LOST	WINNING	LAST 10	STRENGTH OF	OPP. STRENGTH	TEAM	ADJ	CONF.	ADJ CONF.	
Average RPI Loss:	97	RECORD	PCT. RANK	GAMES	SCHEDULE	OF SCHEDULE	RPI	RPI	RPI	RPI	
DIV. I ONLY	15- 18	.45455	183	0- 10	229	147	200	.45196	200	8	7
DIV. I NON-CONF.	13- 3	.8125	42	0- 0	236	276	113	.52984	113	7	7
<hr/>											
TOTALS	RPI 1-50	RPI 51-100		W-L RECORDS	RPI 101-158		RPI 159-999		RPI 150+		
15- 18	0- 2	0- 8		OVERALL	0- 5		15- 3		15- 3		
4- 8	0- 1	0- 3		HOME	0- 3		4- 1		4- 1		
5- 8	0- 1	0- 4		AWAY	0- 2		5- 1		5- 1		
6- 2	0- 0	0- 1		NEUTRAL	0- 0		6- 1		6- 1		
<hr/>											
13- 3	0- 0	0- 2		NON-CONFERENCE	0- 1		13- 0		13- 0		
3- 1	0- 0	0- 0		HOME	0- 1		3- 0		3- 0		
4- 1	0- 0	0- 1		AWAY	0- 0		4- 0		4- 0		
6- 1	0- 0	0- 1		NEUTRAL	0- 0		6- 0		6- 0		
<hr/>											
2- 15	0- 2	0- 6		CONFERENCE	0- 4		2- 3		2- 3		
1- 7	0- 1	0- 3		HOME	0- 2		1- 1		1- 1		
1- 7	0- 1	0- 3		AWAY	0- 2		1- 1		1- 1		
0- 1	0- 0	0- 0		NEUTRAL	0- 0		0- 1		0- 1		
<hr/>											
RPI S	Opponent	Score	RPI S	Opponent	Score	RPI S	Opponent	Score	RPI S	Opponent	Score
14 A	Hawaii	0 3	52 A	New Mexico St.	0 3	104 A	Idaho	0 3	162 N	Florida Int'l	3 0
14 H	Hawaii	0 3	52 H	New Mexico St.	0 3	104 H	Idaho	0 3	179 N	Memphis	3 2
			55 A	Utah St.	0 3	110 H	Baylor	0 3	180 A	Fresno St.	3 2
			55 H	Utah St.	1 3	149 A	San Jose St.	0 3	180 H	Fresno St.	3 1
			64 A	Stephen F. Austin	0 3	149 H	San Jose St.	0 3	194 A	Boise St.	2 3
			67 A	Nevada	2 3				194 H	Boise St.	2 3
			67 H	Nevada	2 3				194 N	Boise St.	0 3
			99 N	UNC Asheville	1 3				230 A	Mercer	3 2
									232 A	Troy	3 0
									242 A	Northwestern St.	3 2
									242 H	Northwestern St.	3 2
									248 H	Grambling	3 1
									260 A	La.-Lafayette	3 2
									260 H	La.-Lafayette	3 2
									282 N	Jackson St.	3 0
									284 N	Bethune-Cookman	3 0
									301 N	Centenary (La.)	3 1
									316 N	Alcorn St.	3 0
<hr/>											
LAST 10 GAMES											
			194 N	Boise St.	0 3	14 A	Hawaii	0 3			
			104 A	Idaho	0 3	55 H	Utah St.	1 3			
			194 A	Boise St.	2 3	52 A	New Mexico St.	0 3			
			104 H	Idaho	0 3	67 H	Nevada	2 3			
			194 H	Boise St.	2 3	149 H	San Jose St.	0 3			

Non-Div. I Games:

Louisiana Tech

Average RPI Win: 186		WON-LOST	WINNING	LAST 10	STRENGTH OF		OPP. STRENGTH	TEAM	ADJ		CONF.	ADJ CONF.
Average RPI Loss: 84		RECORD	PCT. RANK	GAMES	SCHEDULE		OF SCHEDULE	RPI	RPI		RPI	RPI
DIV. I ONLY		5- 22	.18519	291	2- 8		50	80	209		.45145	201
DIV. I NON-CONF.		3- 10	.23077	269	0- 1		122	177	226		.4315	222
TOTALS		RPI 1-50	RPI 51-100		W-L RECORDS		RPI 101-158		RPI 159-999		RPI 150+	
5- 22		0- 9	1- 5		OVERALL		0- 5		4- 3		4- 3	
3- 9		0- 5	1- 2		HOME		0- 1		2- 1		2- 1	
0- 11		0- 4	0- 3		AWAY		0- 3		0- 1		0- 1	
2- 2		0- 0	0- 0		NEUTRAL		0- 1		2- 1		2- 1	
3- 10		0- 1	0- 2		NON-CONFERENCE		0- 5		3- 2		3- 2	
1- 4		0- 1	0- 1		HOME		0- 1		1- 1		1- 1	
0- 4		0- 0	0- 1		AWAY		0- 3		0- 0		0- 0	
2- 2		0- 0	0- 0		NEUTRAL		0- 1		2- 1		2- 1	
2- 12		0- 8	1- 3		CONFERENCE		0- 0		1- 1		1- 1	
2- 5		0- 4	1- 1		HOME		0- 0		1- 0		1- 0	
0- 7		0- 4	0- 2		AWAY		0- 0		0- 1		0- 1	
0- 0		0- 0	0- 0		NEUTRAL		0- 0		0- 0		0- 0	
RPI S	Opponent	Score	RPI S	Opponent	Score	RPI S	Opponent	Score	RPI S	Opponent	Score	
3 H	Washington	0 3	53 A	Loyola Marymount	0 3	121 A	Denver	0 3	159 N	Northern Ill.	3 1	
9 A	Santa Clara	0 3	53 H	Loyola Marymount	3 0	132 A	Portland St.	0 3	189 H	Washington St.	1 3	
9 H	Santa Clara	0 3	79 A	San Francisco	0 3	132 H	Portland St.	1 3	198 N	Montana	0 3	
15 A	San Diego	0 3	79 H	San Francisco	0 3	144 A	Oregon	0 3	205 A	Gonzaga	2 3	
15 H	San Diego	0 3	89 A	Cal Poly	0 3	149 N	San Jose St.	2 3	205 H	Gonzaga	3 0	
33 A	Pepperdine	0 3	97 H	Oregon St.	0 3				223 H	Davidson	3 0	
33 H	Pepperdine	0 3							290 N	Loyola (Md.)	3 0	
36 A	St. Mary's (Cal.)	1 3										
36 H	St. Mary's (Cal.)	0 3										
LAST 10 GAMES												
132 A	Portland St.	0 3	33 H	Pepperdine	0 3							
9 H	Santa Clara	0 3	53 H	Loyola Marymount	3 0							
205 H	Gonzaga	3 0	36 A	St. Mary's (Cal.)	1 3							
53 A	Loyola Marymount	0 3	79 A	San Francisco	0 3							
33 A	Pepperdine	0 3	15 H	San Diego	0 3							

Non-Div. I Games:

Portland

Average RPI Win:	176	WON-LOST	WINNING	LAST 10	STRENGTH OF	OPP. STRENGTH	TEAM	ADJ	CONF.	ADJ CONF.	
Average RPI Loss:	89	RECORD	PCT. RANK	GAMES	SCHEDULE	OF SCHEDULE	RPI	RPI	RPI	RPI	
DIV. I ONLY	5- 16	.2381	278	3- 7	89	91	215	.45086	202	12	12
DIV. I NON-CONF.	1- 2	.33333	225	0- 0	267	72	258	.40996	242	12	12
<hr/>											
TOTALS	RPI 1-50	RPI 51-100		W-L RECORDS	RPI 101-158		RPI 159-999		RPI 150+		
5- 16	0- 2	2- 9		OVERALL	0- 3		3- 2		3- 2		
2- 9	0- 2	0- 4		HOME	0- 2		2- 1		2- 1		
2- 6	0- 0	1- 4		AWAY	0- 1		1- 1		1- 1		
1- 1	0- 0	1- 1		NEUTRAL	0- 0		0- 0		0- 0		
<hr/>											
1- 2	0- 1	0- 0		NON-CONFERENCE	0- 1		1- 0		1- 0		
1- 2	0- 1	0- 0		HOME	0- 1		1- 0		1- 0		
0- 0	0- 0	0- 0		AWAY	0- 0		0- 0		0- 0		
0- 0	0- 0	0- 0		NEUTRAL	0- 0		0- 0		0- 0		
<hr/>											
4- 14	0- 1	2- 9		CONFERENCE	0- 2		2- 2		2- 2		
1- 7	0- 1	0- 4		HOME	0- 1		1- 1		1- 1		
2- 6	0- 0	1- 4		AWAY	0- 1		1- 1		1- 1		
1- 1	0- 0	1- 1		NEUTRAL	0- 0		0- 0		0- 0		
<hr/>											
RPI S	Opponent	Score		RPI S	Opponent	Score		RPI S	Opponent	Score	
11 H	Notre Dame	0	3	60 A	Houston	1	3	112 A	Southern Methodist	0	3
42 H	Marshall	0	3	60 H	Houston	1	3	112 H	Southern Methodist	0	3
				60 N	Houston	0	3	143 H	Arizona St.	1	3
				72 A	UTEP	0	3				
				72 H	UTEP	0	3				
				77 A	Tulsa	0	3				
				77 H	Tulsa	1	3				
				77 N	Tulsa	3	2				
				84 A	Rice	3	2				
				84 A	Rice	0	3				
				84 H	Rice	0	3				

Non-Div. I Games:

Tulane

Average RPI Win: 207		WON-LOST	WINNING	LAST 10	STRENGTH OF		OPP. STRENGTH	TEAM	ADJ	CONF.	ADJ CONF.
Average RPI Loss: 131		RECORD	PCT. RANK	GAMES	SCHEDULE		OF SCHEDULE	RPI	RPI	RPI	RPI
DIV. I ONLY		12- 20	.375	216	4- 6		127	190	193	.45036	203
DIV. I NON-CONF.		4- 10	.28571	239	0- 2		45	87	156	.49523	156
TOTALS		RPI 1-50	RPI 51-100		W-L RECORDS		RPI 101-158		RPI 159-999		RPI 150+
12- 20	0- 3	1- 4		OVERALL		1- 7		10- 6		10- 6	
3- 6	0- 0	0- 2		HOME		0- 2		3- 2		3- 2	
5- 9	0- 2	1- 2		AWAY		0- 2		4- 3		4- 3	
4- 5	0- 1	0- 0		NEUTRAL		1- 3		3- 1		3- 1	
4- 10	0- 3	1- 4		NON-CONFERENCE		0- 3		3- 0		3- 0	
0- 2	0- 0	0- 2		HOME		0- 0		0- 0		0- 0	
2- 4	0- 2	1- 2		AWAY		0- 0		1- 0		1- 0	
2- 4	0- 1	0- 0		NEUTRAL		0- 3		2- 0		2- 0	
8- 10	0- 0	0- 0		CONFERENCE		1- 4		7- 6		7- 6	
3- 4	0- 0	0- 0		HOME		0- 2		3- 2		3- 2	
3- 5	0- 0	0- 0		AWAY		0- 2		3- 3		3- 3	
2- 1	0- 0	0- 0		NEUTRAL		1- 0		1- 1		1- 1	
RPI S	Opponent	Score		RPI S	Opponent	Score		RPI S	Opponent	Score	
35 N	LSU	1	3	54 H	Dayton	0	3	112 N	Southern Methodist	0	3
49 A	Ball St.	0	3	62 A	Kentucky	3	2	118 N	Jacksonville St.	0	3
50 A	Cincinnati	0	3	78 A	Miami (Ohio)	2	3	128 A	Wis.-Milwaukee	1	3
				82 A	IPFW	0	3	128 H	Wis.-Milwaukee	0	3
				92 H	Xavier	0	3	135 A	Cleveland St.	2	3
								135 H	Cleveland St.	1	3
								135 N	Cleveland St.	3	2
								146 N	Virginia Tech	1	3
LAST 10 GAMES											
				204 N	Loyola (Ill.)	2	3	135 N	Cleveland St.	3	2
				92 H	Xavier	0	3	216 A	Ill.-Chicago	3	2
				204 A	Loyola (Ill.)	0	3	236 N	Butler	3	0
				216 A	Ill.-Chicago	0	3	54 H	Dayton	0	3
				128 H	Wis.-Milwaukee	0	3	236 H	Butler	3	1

Non-Div. I Games:

Wright St.

Average RPI Win:	213	WON-LOST RECORD	WINNING PCT. RANK	LAST 10 GAMES	STRENGTH OF SCHEDULE	OPP. STRENGTH OF SCHEDULE	TEAM RPI	ADJ RPI	CONF. RPI	ADJ CONF. RPI	
DIV. I ONLY		13- 18	.41935 194	7- 3	171	171	191	.4496 204	24	22	
DIV. I NON-CONF.		2- 11	.15385 288	0- 2	121	49	231	.42425 227	20	20	
<hr/>											
TOTALS	RPI 1-50	RPI 51-100		W-L RECORDS	RPI 101-158		RPI 159-999		RPI 150+		
13- 18	0- 4	0- 3		OVERALL	2- 5		11- 6		11- 6		
8- 5	0- 1	0- 2		HOME	1- 1		7- 1		7- 1		
2- 10	0- 2	0- 1		AWAY	0- 3		2- 4		2- 4		
3- 3	0- 1	0- 0		NEUTRAL	1- 1		2- 1		2- 1		
<hr/>											
2- 11	0- 4	0- 3		NON-CONFERENCE	0- 2		2- 2		2- 2		
2- 4	0- 1	0- 2		HOME	0- 0		2- 1		2- 1		
0- 5	0- 2	0- 1		AWAY	0- 1		0- 1		0- 1		
0- 2	0- 1	0- 0		NEUTRAL	0- 1		0- 0		0- 0		
<hr/>											
11- 7	0- 0	0- 0		CONFERENCE	2- 3		9- 4		9- 4		
6- 1	0- 0	0- 0		HOME	1- 1		5- 0		5- 0		
2- 5	0- 0	0- 0		AWAY	0- 2		2- 3		2- 3		
3- 1	0- 0	0- 0		NEUTRAL	1- 0		2- 1		2- 1		
<hr/>											
RPI S	Opponent	Score	RPI S	Opponent	Score	RPI S	Opponent	Score	RPI S	Opponent	Score
11 H	Notre Dame	0 3	71 A	Illinois	0 3	128 A	Wis.-Milwaukee	1 3	182 H	Bradley	3 1
13 A	Wisconsin	0 3	77 H	Tulsa	1 3	128 H	Wis.-Milwaukee	3 0	186 H	Columbia	1 3
38 N	Northwestern	1 3	80 H	Valparaiso	1 3	128 N	Wis.-Milwaukee	3 1	203 A	Wright St.	3 1
39 A	Alabama	0 3				135 A	Cleveland St.	0 3	203 H	Wright St.	3 0
						135 H	Cleveland St.	2 3	203 N	Wright St.	3 2
						140 N	Indiana	1 3	216 A	Ill.-Chicago	1 3
						147 A	Oklahoma	1 3	216 H	Ill.-Chicago	3 2
									216 N	Ill.-Chicago	1 3
									221 H	Manhattan	3 0
									228 A	Wis.-Green Bay	0 3
									228 H	Wis.-Green Bay	3 0
									228 N	Wis.-Green Bay	3 2
									236 A	Butler	1 3
									236 H	Butler	3 0
									241 A	DePaul	1 3
									294 A	Youngstown St.	3 0
									294 H	Youngstown St.	3 0
<hr/>											
			LAST 10 GAMES								
			13 A Wisconsin 0 3			203 N Wright St. 3 2					
			203 H Wright St. 3 0			128 N Wis.-Milwaukee 3 1					
			236 H Butler 3 0			228 N Wis.-Green Bay 3 2					
			216 H Ill.-Chicago 3 2			135 H Cleveland St. 2 3					
			80 H Valparaiso 1 3			294 H Youngstown St. 3 0					

Non-Div. I Games:

Loyola (Ill.)

Average RPI Win: 202		WON-LOST RECORD		WINNING PCT. RANK		LAST 10 GAMES		STRENGTH OF SCHEDULE		OPP. STRENGTH OF SCHEDULE		TEAM RPI		ADJ RPI		CONF. RPI		ADJ CONF. RPI	
Average RPI Loss: 89																			
DIV. I ONLY		10- 21		.32258 236		0- 10		153		78		210		.44769 205		5		4	
DIV. I NON-CONF.		8- 9		.47059 180		0- 1		253		171		215		.4379 216		5		5	
TOTALS		RPI 1-50		RPI 51-100		W-L RECORDS		RPI 101-158		RPI 159-999		RPI 150+							
10- 21		1- 7		0- 6		OVERALL		1- 4		8- 4		8- 4							
2- 6		1- 3		0- 2		HOME		0- 0		1- 1		1- 1							
3- 11		0- 4		0- 3		AWAY		0- 2		3- 2		3- 2							
5- 4		0- 0		0- 1		NEUTRAL		1- 2		4- 1		4- 1							
8- 9		0- 0		0- 2		NON-CONFERENCE		1- 4		7- 3		7- 3							
0- 1		0- 0		0- 0		HOME		0- 0		0- 1		0- 1							
3- 4		0- 0		0- 1		AWAY		0- 2		3- 1		3- 1							
5- 4		0- 0		0- 1		NEUTRAL		1- 2		4- 1		4- 1							
2- 12		1- 7		0- 4		CONFERENCE		0- 0		1- 1		1- 1							
2- 5		1- 3		0- 2		HOME		0- 0		1- 0		1- 0							
0- 7		0- 4		0- 2		AWAY		0- 0		0- 1		0- 1							
0- 0		0- 0		0- 0		NEUTRAL		0- 0		0- 0		0- 0							
RPI S	Opponent		Score		RPI S	Opponent		Score		RPI S	Opponent		Score		RPI S	Opponent		Score	
9	A	Santa Clara	0	3	53	A	Loyola Marymount	0	3	104	A	Idaho	1	3	162	N	Florida Int'l	3	0
9	H	Santa Clara	2	3	53	H	Loyola Marymount	1	3	110	N	Baylor	1	3	189	A	Washington St.	3	1
15	A	San Diego	0	3	72	N	UTEP	1	3	129	N	New Mexico	2	3	189	H	Washington St.	1	3
15	H	San Diego	0	3	73	A	Eastern Wash.	0	3	132	N	Portland St.	3	2	198	A	Montana	1	3
33	A	Pepperdine	0	3	79	A	San Francisco	1	3	144	A	Oregon	0	3	201	A	Portland	0	3
33	H	Pepperdine	0	3	79	H	San Francisco	2	3						201	H	Portland	3	2
36	A	St. Mary's (Cal.)	0	3											210	N	Birmingham-So.	3	0
36	H	St. Mary's (Cal.)	3	1											225	N	South Dakota St.	0	3
															253	A	Northern Ariz.	3	2
															257	N	UC Davis	3	1
															286	N	Morehead St.	3	0
															293	A	Gardner-Webb	3	0
LAST 10 GAMES																			
					53	H	Loyola Marymount	1	3	33	H	Pepperdine	0	3					
					201	A	Portland	0	3	79	A	San Francisco	1	3					
					33	A	Pepperdine	0	3	36	A	St. Mary's (Cal.)	0	3					
					53	A	Loyola Marymount	0	3	9	H	Santa Clara	2	3					
					73	A	Eastern Wash.	0	3	15	H	San Diego	0	3					

Non-Div. I Games:

Gonzaga

Average RPI Win:	214	WON-LOST RECORD	WINNING PCT. RANK	LAST 10 GAMES	STRENGTH OF SCHEDULE	OPP. STRENGTH OF SCHEDULE	TEAM RPI	ADJ RPI	CONF. RPI	ADJ CONF. RPI				
DIV. I ONLY		11- 18	.37931	213	6- 4	157	189	205	.44708	206	18	18		
DIV. I NON-CONF.		2- 8	.2	278	2- 1	159	203	253	.40435	247	17	17		

TOTALS	RPI 1-50	RPI 51-100		W-L RECORDS		RPI 101-158		RPI 159-999		RPI 150+				
11- 18	0- 1	1- 7		OVERALL		0- 5		10- 5		10- 5				
6- 8	0- 1	1- 2		HOME		0- 3		5- 2		5- 2				
5- 9	0- 0	0- 5		AWAY		0- 1		5- 2		5- 2				
0- 2	0- 0	0- 0		NEUTRAL		0- 1		0- 1		0- 1				
2- 8	0- 1	0- 2		NON-CONFERENCE		0- 2		2- 3		2- 3				
1- 4	0- 1	0- 0		HOME		0- 2		1- 1		1- 1				
1- 3	0- 0	0- 2		AWAY		0- 0		1- 1		1- 1				
0- 1	0- 0	0- 0		NEUTRAL		0- 0		0- 1		0- 1				
9- 10	0- 0	1- 5		CONFERENCE		0- 3		8- 2		8- 2				
5- 4	0- 0	1- 2		HOME		0- 1		4- 1		4- 1				
4- 5	0- 0	0- 3		AWAY		0- 1		4- 1		4- 1				
0- 1	0- 0	0- 0		NEUTRAL		0- 1		0- 0		0- 0				
RPI	S	Opponent	Score		RPI	S	Opponent	Score		RPI	S	Opponent	Score	
35	H	LSU	1	3	75	A	Hofstra	2	3	113	A	Va. Commonwealth	2	3
					75	H	Hofstra	0	3	113	H	Va. Commonwealth	2	3
					85	A	Towson	0	3	113	N	Va. Commonwealth	1	3
					85	H	Towson	3	1	118	H	Jacksonville St.	0	3
					86	A	William & Mary	2	3	139	H	Ga. Southern	1	3
					86	H	William & Mary	1	3					
					91	A	Eastern Ky.	0	3					
					95	A	Georgia Tech	0	3					
LAST 10 GAMES					LAST 10 GAMES					LAST 10 GAMES				
113 N Va. Commonwealth					1	3	113 A Va. Commonwealth					2	3	
275 H George Mason					3	0	86 A William & Mary					2	3	
160 H James Madison					3	0	139 H Ga. Southern					1	3	
293 H Gardner-Webb					3	0	256 A UNC Wilmington					3	1	
184 A Northeastern					3	1	178 A UAB					3	1	

Non-Div. I Games:

Georgia St.

Average RPI Win: 235		WON-LOST	WINNING	LAST 10	STRENGTH OF		OPP. STRENGTH	TEAM	ADJ	CONF.	ADJ CONF.
Average RPI Loss: 147		RECORD	PCT. RANK	GAMES	SCHEDULE		OF SCHEDULE	RPI	RPI	RPI	RPI
DIV. I ONLY		17- 11	.60714	102	290		185	195	.44704	207	30
DIV. I NON-CONF.		13- 10	.56522	133	257		140	189	.45258	199	30
TOTALS		RPI 1-50	RPI 51-100		W-L RECORDS		RPI 101-158		RPI 159-999		RPI 150+
17- 11	0- 2	0- 2		OVERALL		1- 1		16- 6		17- 6	
7- 5	0- 1	0- 2		HOME		0- 1		7- 1		7- 1	
5- 5	0- 1	0- 0		AWAY		1- 0		4- 4		5- 4	
5- 1	0- 0	0- 0		NEUTRAL		0- 0		5- 1		5- 1	
13- 10	0- 2	0- 2		NON-CONFERENCE		1- 1		12- 5		13- 5	
5- 5	0- 1	0- 2		HOME		0- 1		5- 1		5- 1	
4- 4	0- 1	0- 0		AWAY		1- 0		3- 3		4- 3	
4- 1	0- 0	0- 0		NEUTRAL		0- 0		4- 1		4- 1	
4- 1	0- 0	0- 0		CONFERENCE		0- 0		4- 1		4- 1	
2- 0	0- 0	0- 0		HOME		0- 0		2- 0		2- 0	
1- 1	0- 0	0- 0		AWAY		0- 0		1- 1		1- 1	
1- 0	0- 0	0- 0		NEUTRAL		0- 0		1- 0		1- 0	
RPI S	Opponent	Score		RPI S	Opponent	Score		RPI S	Opponent	Score	
22 A	Brigham Young	0	3	55 H	Utah St.	1	3	126 H	Montana St.	1	3
23 H	Utah	1	3	65 H	Kansas	1	3	154 A	Wyoming	3	2
								161 A	Northern Colo.	3	0
								161 A	Northern Colo.	0	3
								161 H	Northern Colo.	3	2
								193 A	Weber St.	0	3
								193 H	Weber St.	3	1
								194 A	Boise St.	3	1
								215 H	Idaho St.	2	3
								225 A	South Dakota St.	2	3
								225 H	South Dakota St.	3	1
								225 N	South Dakota St.	3	1
								225 N	South Dakota St.	3	0
								242 N	Northwestern St.	3	1
								257 H	UC Davis	3	1
								258 A	Tex. A&M-Corp. Chris	3	2
								258 H	Tex. A&M-Corp. Chris	3	0
								262 A	Tex.-Pan American	2	3
								262 H	Tex.-Pan American	3	1
								266 N	Air Force	2	3
								292 A	North Dakota St.	3	0
								292 H	North Dakota St.	3	0
								292 N	North Dakota St.	3	2
								310 N	Providence	3	0
LAST 10 GAMES											
225 N	South Dakota St.	3	1	161 A	Northern Colo.	3	0				
292 H	North Dakota St.	3	0	310 N	Providence	3	0				
258 A	Tex. A&M-Corp. Chris	3	2	225 N	South Dakota St.	3	0				
262 A	Tex.-Pan American	2	3	292 N	North Dakota St.	3	2				
161 H	Northern Colo.	3	2	225 H	South Dakota St.	3	1				

Non-Div. I Games: Westminster (UT) 3 0

Utah Valley St.

Average RPI Win:	197	WON-LOST	WINNING	LAST 10	STRENGTH OF	OPP. STRENGTH	TEAM	ADJ	CONF.	ADJ CONF.	
Average RPI Loss:	90	RECORD	PCT. RANK	GAMES	SCHEDULE	OF SCHEDULE	RPI	RPI	RPI	RPI	
DIV. I ONLY		9- 22	.29032 248	3- 7	120	99	212	.44695 208	11	10	
DIV. I NON-CONF.		5- 4	.55556 138	0- 0	154	156	137	.50576 143	6	6	
<hr/>											
TOTALS	RPI 1-50	RPI 51-100		W-L RECORDS	RPI 101-158		RPI 159-999		RPI 150+		
9- 22	0- 9	1- 5		OVERALL	2- 5		6- 3		6- 3		
3- 11	0- 5	1- 2		HOME	1- 2		1- 2		1- 2		
4- 9	0- 3	0- 3		AWAY	0- 3		4- 0		4- 0		
2- 2	0- 1	0- 0		NEUTRAL	1- 0		1- 1		1- 1		
<hr/>											
5- 4	0- 3	0- 0		NON-CONFERENCE	1- 0		4- 1		4- 1		
1- 2	0- 2	0- 0		HOME	0- 0		1- 0		1- 0		
2- 0	0- 0	0- 0		AWAY	0- 0		2- 0		2- 0		
2- 2	0- 1	0- 0		NEUTRAL	1- 0		1- 1		1- 1		
<hr/>											
4- 18	0- 6	1- 5		CONFERENCE	1- 5		2- 2		2- 2		
2- 9	0- 3	1- 2		HOME	1- 2		0- 2		0- 2		
2- 9	0- 3	0- 3		AWAY	0- 3		2- 0		2- 0		
0- 0	0- 0	0- 0		NEUTRAL	0- 0		0- 0		0- 0		
<hr/>											
RPI S	Opponent	Score	RPI S	Opponent	Score	RPI S	Opponent	Score	RPI S	Opponent	Score
10 H	Stanford	0 3	74 A	Virginia	0 3	105 A	Wake Forest	0 3	174 A	Clemson	3 1
25 A	Maryland	1 3	74 H	Virginia	0 3	105 H	Wake Forest	0 3	174 H	Clemson	2 3
25 H	Maryland	0 3	93 A	Miami (Fla.)	0 3	120 A	Florida St.	2 3	196 H	Maine	3 0
32 A	Duke	0 3	93 H	Miami (Fla.)	0 3	120 H	Florida St.	1 3	237 A	North Carolina St.	3 0
32 H	Duke	1 3	95 A	Georgia Tech	0 3	146 A	Virginia Tech	0 3	237 H	North Carolina St.	1 3
44 H	Syracuse	1 3	95 H	Georgia Tech	3 1	146 H	Virginia Tech	3 0	238 A	New Hampshire	3 0
46 A	North Carolina	1 3				148 N	Siena	3 0	240 N	Rhode Island	0 3
46 H	North Carolina	1 3							265 N	Holy Cross	3 0
47 N	Fla. Atlantic	2 3							276 A	Harvard	3 2
<hr/>											
LAST 10 GAMES											
237 A North Carolina St.						3	0	46 A North Carolina	1	3	
74 H Virginia						0	3	174 H Clemson	2	3	
146 H Virginia Tech						3	0	95 H Georgia Tech	3	1	
93 A Miami (Fla.)						0	3	32 A Duke	0	3	
120 A Florida St.						2	3	105 A Wake Forest	0	3	

Non-Div. I Games:

Boston College

Average RPI Win:		252	WON-LOST RECORD		WINNING PCT. RANK		LAST 10 GAMES		STRENGTH OF SCHEDULE		OPP. STRENGTH OF SCHEDULE		TEAM RPI		ADJ RPI		CONF. RPI		ADJ CONF. RPI	
DIV. I ONLY			14- 17		.45161 185		4- 6		218		221		211		.44316 209		28		28	
DIV. I NON-CONF.			7- 9		.4375 196		0- 2		141		141		176		.47929 174		26		26	
TOTALS		RPI 1-50		RPI 51-100		W-L RECORDS		RPI 101-158		RPI 159-999		RPI 150+								
14- 17		1- 3		0- 6		OVERALL		0- 3		13- 5		13- 5								
5- 5		1- 1		0- 2		HOME		0- 1		4- 1		4- 1								
6- 8		0- 2		0- 3		AWAY		0- 1		6- 2		6- 2								
3- 4		0- 0		0- 1		NEUTRAL		0- 1		3- 2		3- 2								
7- 9		1- 3		0- 3		NON-CONFERENCE		0- 1		6- 2		6- 2								
1- 3		1- 1		0- 2		HOME		0- 0		0- 0		0- 0								
3- 3		0- 2		0- 1		AWAY		0- 0		3- 0		3- 0								
3- 3		0- 0		0- 0		NEUTRAL		0- 1		3- 2		3- 2								
7- 8		0- 0		0- 3		CONFERENCE		0- 2		7- 3		7- 3								
4- 2		0- 0		0- 0		HOME		0- 1		4- 1		4- 1								
3- 5		0- 0		0- 2		AWAY		0- 1		3- 2		3- 2								
0- 1		0- 0		0- 1		NEUTRAL		0- 0		0- 0		0- 0								
RPI	S	Opponent		Score		RPI	S	Opponent		Score		RPI	S	Opponent		Score				
28	A	Western Ky.		0	3	54	H	Dayton		1	3	116	N	Iowa		2	3			
43	A	Middle Tenn.		2	3	80	A	Valparaiso		0	3	127	A	Oral Roberts		0	3			
49	H	Ball St.		3	1	80	A	Valparaiso		0	3	127	H	Oral Roberts		2	3			
50	H	Cincinnati		2	3	80	N	Valparaiso		1	3			Lipscomb		3	0			
						82	H	IPFW		0	3			Evansville		3	2			
						87	A	Marquette		1	3			Butler		3	0			
														New Hampshire		3	2			
														UMKC		2	3			
														UMKC		3	1			
														Tennessee Tech		3	2			
														Tennessee Tech		2	3			
														Oakland		3	2			
														Oakland		3	0			
														Tenn.-Martin		3	1			
														Chicago St.		3	2			
														Chicago St.		3	0			
														Centenary (La.)		3	0			
														Centenary (La.)		3	0			
LAST 10 GAMES																				
						80	A	Valparaiso		0	3	250	H	UMKC		3	1			
						80	N	Valparaiso		1	3	222	H	Western Ill.		0	3			
						296	H	Chicago St.		3	0	127	A	Oral Roberts		0	3			
						82	H	IPFW		0	3	301	A	Centenary (La.)		3	0			
						28	A	Western Ky.		0	3	273	H	Oakland		3	0			

Non-Div. I Games:

IUPUI

Average RPI Win: 247		WON-LOST RECORD		WINNING PCT. RANK		LAST 10 GAMES		STRENGTH OF SCHEDULE		OPP. STRENGTH OF SCHEDULE		TEAM RPI		ADJ RPI		CONF. RPI		ADJ CONF. RPI	
DIV. I ONLY		14- 15		.48276 168		6- 4		228		228		199		.44251 210		19		19	
DIV. I NON-CONF.		7- 6		.53846 147		0- 0		276		241		221		.42965 224		21		21	
TOTALS		RPI 1-50		RPI 51-100		W-L RECORDS		RPI 101-158		RPI 159-999		RPI 150+							
14- 15		0- 1		0- 7		OVERALL		0- 1		14- 6		14- 6							
7- 6		0- 1		0- 3		HOME		0- 1		7- 1		7- 1							
5- 5		0- 0		0- 3		AWAY		0- 0		5- 2		5- 2							
2- 4		0- 0		0- 1		NEUTRAL		0- 0		2- 3		2- 3							
7- 6		0- 1		0- 0		NON-CONFERENCE		0- 1		7- 4		7- 4							
3- 2		0- 1		0- 0		HOME		0- 1		3- 0		3- 0							
2- 1		0- 0		0- 0		AWAY		0- 0		2- 1		2- 1							
2- 3		0- 0		0- 0		NEUTRAL		0- 0		2- 3		2- 3							
7- 9		0- 0		0- 7		CONFERENCE		0- 0		7- 2		7- 2							
4- 4		0- 0		0- 3		HOME		0- 0		4- 1		4- 1							
3- 4		0- 0		0- 3		AWAY		0- 0		3- 1		3- 1							
0- 1		0- 0		0- 1		NEUTRAL		0- 0		0- 0		0- 0							
RPI S	Opponent		Score		RPI S	Opponent		Score		RPI S	Opponent		Score		RPI S	Opponent		Score	
39 H	Alabama		0 3		57 A	Winthrop		0 3		150 H	Belmont		1 3		162 N	Florida Int'l		2 3	
					57 H	Winthrop		0 3							166 N	Fairfield		3 2	
					57 N	Winthrop		0 3							205 N	Gonzaga		0 3	
					98 A	Coastal Caro.		1 3							212 A	Liberty		1 3	
					98 H	Coastal Caro.		1 3							212 H	Liberty		3 0	
					99 A	UNC Asheville		0 3							230 H	Mercer		3 0	
					99 H	UNC Asheville		1 3							231 H	Lipscomb		3 0	
															234 A	High Point		3 2	
															234 H	High Point		3 0	
															234 H	High Point		3 1	
															245 A	Charleston So.		3 0	
															245 H	Charleston So.		0 3	
															255 N	Western Caro.		3 0	
															270 A	Samford		3 0	
															272 A	South Ala.		1 3	
															282 H	Jackson St.		3 0	
															286 N	Morehead St.		2 3	
															289 A	Radford		3 0	
															289 H	Radford		3 0	
															293 A	Gardner-Webb		3 0	
					LAST 10 GAMES														
					57 N	Winthrop		0 3		234 H	High Point		3 1						
					245 A	Charleston So.		3 0		99 A	UNC Asheville		0 3						
					234 H	High Point		3 0		289 H	Radford		3 0						
					57 H	Winthrop		0 3		212 H	Liberty		3 0						
					289 A	Radford		3 0		98 A	Coastal Caro.		1 3						

Average RPI Win:		259	WON-LOST RECORD		WINNING PCT. RANK		LAST 10 GAMES		STRENGTH OF SCHEDULE		OPP. STRENGTH OF SCHEDULE		TEAM RPI		ADJ RPI		CONF. RPI		ADJ CONF. RPI	
Average RPI Loss:		143																		
DIV. I ONLY			16- 13		.55172 125		7- 3		267		271		203		.44056 211		31		31	
DIV. I NON-CONF.			7- 11		.38889 214		0- 1		204		230		220		.42252 228		31		30	
TOTALS		RPI 1-50		RPI 51-100		W-L RECORDS		RPI 101-158		RPI 159-999		RPI 150+								
16- 13		0- 2		0- 3		OVERALL		1- 2		15- 6		16- 7								
5- 3		0- 1		0- 0		HOME		0- 2		5- 0		5- 1								
8- 4		0- 0		0- 2		AWAY		1- 0		7- 2		8- 2								
3- 6		0- 1		0- 1		NEUTRAL		0- 0		3- 4		3- 4								
7- 11		0- 2		0- 1		NON-CONFERENCE		1- 2		6- 6		7- 7								
1- 3		0- 1		0- 0		HOME		0- 2		1- 0		1- 1								
4- 2		0- 0		0- 0		AWAY		1- 0		3- 2		4- 2								
2- 6		0- 1		0- 1		NEUTRAL		0- 0		2- 4		2- 4								
9- 2		0- 0		0- 2		CONFERENCE		0- 0		9- 0		9- 0								
4- 0		0- 0		0- 0		HOME		0- 0		4- 0		4- 0								
4- 2		0- 0		0- 2		AWAY		0- 0		4- 0		4- 0								
1- 0		0- 0		0- 0		NEUTRAL		0- 0		1- 0		1- 0								
RPI	S	Opponent		Score		RPI	S	Opponent		Score		RPI	S	Opponent		Score				
44	H	Syracuse		0	3	73	N	Eastern Wash.		0	3	138	H	West Virginia		1	3			
44	N	Syracuse		0	3	83	A	Long Island		0	3	151	A	North Fla.		3	0			
						83	A	Long Island		0	3	153	H	Duquesne		2	3			
														Kent St.		3	0			
														Niagara		2	3			
														Niagara		1	3			
														Dartmouth		1	3			
														Jacksonville		3	2			
														Central Conn. St.		3	2			
														Akron		1	3			
														Charleston So.		0	3			
														Canisius		3	0			
														Canisius		3	1			
														St. Francis (Pa.)		3	1			
														St. Francis (Pa.)		3	0			
														St. Francis (Pa.)		3	0			
														Loyola (Md.)		3	0			
														Youngstown St.		2	3			
														Fairleigh Dickinson		3	0			
														Wagner		3	0			
														Quinnipiac		3	0			
														Coppin St.		3	0			
														Sacred Heart		3	0			
														St. Francis (N.Y.)		3	0			
LAST 10 GAMES																				
83 A Long Island						0	3	280 N St. Francis (Pa.)						3	0					
302 H Wagner						3	0	280 H St. Francis (Pa.)						3	0					
153 H Duquesne						2	3	175 A Central Conn. St.						3	2					
309 H Sacred Heart						3	0	304 A Quinnipiac						3	0					
83 A Long Island						0	3	298 H Fairleigh Dickinson						3	0					

Non-Div. I Games:

Robert Morris

Average RPI Win: 235		WON-LOST RECORD		WINNING PCT. RANK		LAST 10 GAMES		STRENGTH OF SCHEDULE		OPP. STRENGTH OF SCHEDULE		TEAM RPI		ADJ RPI		CONF. RPI		ADJ CONF. RPI					
DIV. I ONLY		11- 19		.36667 217		3- 7		155		168		208		.44028 212		16		17					
DIV. I NON-CONF.		7- 9		.4375 196		1- 1		261		179		230		.41689 234		18		18					
TOTALS		RPI 1-50		RPI 51-100		W-L RECORDS		RPI 101-158		RPI 159-999		RPI 150+											
11- 19		0- 5		0- 4		OVERALL		0- 4		11- 6		11- 6											
6- 3		0- 2		0- 0		HOME		0- 1		6- 0		6- 0											
4- 11		0- 3		0- 1		AWAY		0- 3		4- 4		4- 4											
1- 5		0- 0		0- 3		NEUTRAL		0- 0		1- 2		1- 2											
7- 9		0- 0		0- 4		NON-CONFERENCE		0- 1		7- 4		7- 4											
3- 0		0- 0		0- 0		HOME		0- 0		3- 0		3- 0											
3- 4		0- 0		0- 1		AWAY		0- 1		3- 2		3- 2											
1- 5		0- 0		0- 3		NEUTRAL		0- 0		1- 2		1- 2											
4- 10		0- 5		0- 0		CONFERENCE		0- 3		4- 2		4- 2											
3- 3		0- 2		0- 0		HOME		0- 1		3- 0		3- 0											
1- 7		0- 3		0- 0		AWAY		0- 2		1- 2		1- 2											
0- 0		0- 0		0- 0		NEUTRAL		0- 0		0- 0		0- 0											
RPI	S	Opponent		Score		RPI	S	Opponent		Score		RPI	S	Opponent		Score							
28	A	Western Ky.		0 3		54	N	Dayton		0 3		117	A	Ark.-Little Rock		0 3							
28	H	Western Ky.		0 3		60	A	Houston		0 3		117	H	Ark.-Little Rock		0 3							
43	A	Middle Tenn.		0 3		61	N	Western Mich.		1 3		121	A	Denver		0 3							
43	A	Middle Tenn.		0 3		93	N	Miami (Fla.)		1 3		140	A	Indiana		0 3							
43	H	Middle Tenn.		1 3								176	N	Sam Houston St.		2 3							
												177	H	North Texas		3 1							
												179	H	Memphis		3 0							
												214	A	Mississippi		0 3							
												214	N	Mississippi		2 3							
												219	A	Southeast Mo. St.		1 3							
												219	H	Southeast Mo. St.		3 1							
												224	A	Southern Ill.		3 0							
												232	A	Troy		3 1							
												250	N	UMKC		3 0							
												260	H	La.-Lafayette		3 0							
												272	A	South Ala.		2 3							
												287	A	Tenn.-Martin		3 0							
												287	H	Tenn.-Martin		3 2							
												303	A	Alabama St.		3 0							
LAST 10 GAMES																							
43 A Middle Tenn.						0 3		162 A Florida Int'l						2 3									
232 A Troy						3 1		43 A Middle Tenn.						0 3									
303 A Alabama St.						3 0		28 A Western Ky.						0 3									
272 A South Ala.						2 3		177 H North Texas						3 1									
219 A Southeast Mo. St.						1 3		117 H Ark.-Little Rock						0 3									

Average RPI Win:		217	WON-LOST		WINNING		LAST 10		STRENGTH OF		OPP. STRENGTH		TEAM	ADJ		CONF.	ADJ CONF.						
Average RPI Loss:		130	RECORD		PCT. RANK		GAMES		SCHEDULE		OF SCHEDULE		RPI	RPI		RPI	RPI						
DIV. I ONLY			9- 22		.29032		248		1- 9		91		202		213		.44028						
DIV. I NON-CONF.			4- 12		.25		253		0- 3		89		184		208		.44813						
TOTALS		RPI 1-50		RPI 51-100				W-L RECORDS				RPI 101-158				RPI 159-999				RPI 150+			
9- 22		0- 1		1- 10				OVERALL				1- 5				7- 6				7- 6			
3- 6		0- 0		0- 3				HOME				0- 0				3- 3				3- 3			
4- 10		0- 0		1- 5				AWAY				0- 3				3- 2				3- 2			
2- 6		0- 1		0- 2				NEUTRAL				1- 2				1- 1				1- 1			
4- 12		0- 1		1- 3				NON-CONFERENCE				1- 5				2- 3				2- 3			
0- 2		0- 0		0- 0				HOME				0- 0				0- 2				0- 2			
2- 4		0- 0		1- 1				AWAY				0- 3				1- 0				1- 0			
2- 6		0- 1		0- 2				NEUTRAL				1- 2				1- 1				1- 1			
5- 10		0- 0		0- 7				CONFERENCE				0- 0				5- 3				5- 3			
3- 4		0- 0		0- 3				HOME				0- 0				3- 1				3- 1			
2- 6		0- 0		0- 4				AWAY				0- 0				2- 2				2- 2			
0- 0		0- 0		0- 0				NEUTRAL				0- 0				0- 0				0- 0			
RPI	S	Opponent		Score		RPI	S	Opponent		Score		RPI	S	Opponent		Score		RPI	S	Opponent		Score	
40	N	Albany (N.Y.)		0 3		57	A	Winthrop		0 3		108	A	San Diego St.		0 3		160	H	James Madison		2 3	
						57	H	Winthrop		0 3		109	N	Binghamton		3 1		210	A	Birmingham-So.		0 3	
						66	N	St. John's (N.Y.)		0 3		113	A	Va. Commonwealth		0 3		210	H	Birmingham-So.		3 1	
						74	A	Virginia		1 3		124	N	Creighton		0 3		223	A	Davidson		3 2	
						86	A	William & Mary		3 1		130	A	Charlotte		1 3		224	N	Southern Ill.		0 3	
						98	A	Coastal Caro.		0 3		133	N	UC Riverside		1 3		234	A	High Point		1 3	
						98	H	Coastal Caro.		0 3								234	H	High Point		1 3	
						99	A	UNC Asheville		0 3								245	A	Charleston So.		3 1	
						99	A	UNC Asheville		0 3								245	H	Charleston So.		3 1	
						99	H	UNC Asheville		2 3								254	N	Elon		3 1	
						100	N	Appalachian St.		0 3								289	A	Radford		3 2	
																		289	H	Radford		3 2	
																		297	H	UNC Greensboro		2 3	
				</																			

Mississippi

Through Games Of Final 2005 RPI

Average RPI Win:		214	WON-LOST RECORD		WINNING PCT. RANK		LAST 10 GAMES		STRENGTH OF SCHEDULE		OPP. STRENGTH OF SCHEDULE		TEAM RPI		ADJ RPI		CONF. RPI		ADJ CONF. RPI				
DIV. I ONLY			7- 22		.24138 269		0- 10		104		76		221		.43938 214		4		5				
DIV. I NON-CONF.			6- 7		.46154 183		0- 1		228		215		210		.43905 214		4		4				
TOTALS		RPI 1-50		RPI 51-100				W-L RECORDS		RPI 101-158				RPI 159-999				RPI 150+					
7- 22		0- 10		0- 3				OVERALL		1- 5				6- 4				7- 5					
5- 9		0- 5		0- 1				HOME		1- 2				4- 1				5- 1					
0- 11		0- 5		0- 2				AWAY		0- 2				0- 2				0- 2					
2- 2		0- 0		0- 0				NEUTRAL		0- 1				2- 1				2- 2					
6- 7		0- 1		0- 1				NON-CONFERENCE		0- 1				6- 4				6- 5					
4- 2		0- 1		0- 0				HOME		0- 0				4- 1				4- 1					
0- 3		0- 0		0- 1				AWAY		0- 0				0- 2				0- 2					
2- 2		0- 0		0- 0				NEUTRAL		0- 1				2- 1				2- 2					
1- 15		0- 9		0- 2				CONFERENCE		1- 4				0- 0				1- 0					
1- 7		0- 4		0- 1				HOME		1- 2				0- 0				1- 0					
0- 8		0- 5		0- 1				AWAY		0- 2				0- 0				0- 0					
0- 0		0- 0		0- 0				NEUTRAL		0- 0				0- 0				0- 0					
RPI	S	Opponent		Score		RPI	S	Opponent		Score		RPI	S	Opponent		Score		RPI	S	Opponent		Score	
4	A	Florida		0	3	60	A	Houston		1	3	111	A	Mississippi St.		0	3	176	N	Sam Houston St.		3	1
4	H	Florida		0	3	62	H	Kentucky		0	3	111	H	Mississippi St.		0	3	179	A	Memphis		0	3
7	A	Tennessee		0	3	68	A	South Carolina		0	3	123	A	Georgia		0	3	212	H	Arkansas St.		3	0
19	H	Texas		1	3							123	H	Georgia		2	3	212	N	Arkansas St.		3	2
30	A	Arkansas		0	3							151	N	North Fla.		1	3	231	H	Lipscomb		3	1
30	H	Arkansas		0	3							157	H	Auburn		3	0	237	H	North Carolina St.		0	3
35	A	LSU		0	3													244	N	Southern Miss.		2	3
35	H	LSU		2	3													249	H	La.-Monroe		3	0
39	A	Alabama		2	3													263	H	Lamar		3	2
39	H	Alabama		0	3													272	A	South Ala.		1	3
LAST 10 GAMES																							
						123	A	Georgia		0	3	4	A	Florida		0	3						
						179	A	Memphis		0	3	30	H	Arkansas		0	3						
						39	A	Alabama		2	3	35	H	LSU		2	3						
						111	A	Mississippi St.		0	3	111	H	Mississippi St.		0	3						
						35	A	LSU		0	3	62	H	Kentucky		0	3						

Non-Div. I Games:

Mississippi

Average RPI Win: 200		WON-LOST RECORD		WINNING PCT. RANK		LAST 10 GAMES		STRENGTH OF SCHEDULE		OPP. STRENGTH OF SCHEDULE		TEAM RPI		ADJ RPI		CONF. RPI		ADJ CONF. RPI	
DIV. I ONLY		10- 18		.35714 221		3- 7		176		137		216		.43821 215		14		14	
DIV. I NON-CONF.		5- 8		.38462 215		0- 0		184		138		206		.44487 207		14		14	
TOTALS		RPI 1-50		RPI 51-100		W-L RECORDS		RPI 101-158		RPI 159-999		RPI 150+							
10- 18		0- 4		0- 3		OVERALL		2- 6		8- 5		8- 6							
3- 6		0- 2		0- 1		HOME		1- 1		2- 2		2- 2							
4- 8		0- 2		0- 2		AWAY		1- 2		3- 2		3- 2							
3- 4		0- 0		0- 0		NEUTRAL		0- 3		3- 1		3- 2							
5- 8		0- 2		0- 1		NON-CONFERENCE		1- 2		4- 3		4- 4							
0- 2		0- 1		0- 0		HOME		0- 0		0- 1		0- 1							
2- 3		0- 1		0- 1		AWAY		1- 0		1- 1		1- 1							
3- 3		0- 0		0- 0		NEUTRAL		0- 2		3- 1		3- 2							
5- 10		0- 2		0- 2		CONFERENCE		1- 4		4- 2		4- 2							
3- 4		0- 1		0- 1		HOME		1- 1		2- 1		2- 1							
2- 5		0- 1		0- 1		AWAY		0- 2		2- 1		2- 1							
0- 1		0- 0		0- 0		NEUTRAL		0- 1		0- 0		0- 0							
RPI S	Opponent	Score		RPI S	Opponent	Score		RPI S	Opponent	Score		RPI S	Opponent	Score					
22 H	Brigham Young	0	3	55 A	Utah St.	1	3	119 N	Toledo	2	3	173 N	Jacksonville	2	3				
23 A	Utah	0	3	73 A	Eastern Wash.	0	3	121 A	Denver	3	0	189 N	Washington St.	3	0				
31 A	Sacramento St.	0	3	73 H	Eastern Wash.	2	3	126 A	Montana St.	1	3	193 A	Weber St.	3	0				
31 H	Sacramento St.	0	3					126 H	Montana St.	0	3	193 H	Weber St.	3	2				
								126 N	Montana St.	2	3	194 H	Boise St.	0	3				
								132 A	Portland St.	1	3	198 A	Montana	3	1				
								132 H	Portland St.	3	2	198 H	Montana	2	3				
								156 N	TCU	0	3	207 A	Utah Valley St.	3	2				
												253 A	Northern Ariz.	0	3				
												253 H	Northern Ariz.	3	2				
												257 A	UC Davis	0	3				
												257 N	UC Davis	3	0				
												258 N	Tex. A&M-Corp. Chris	3	2				

Average RPI Win:		221	WON-LOST RECORD		WINNING PCT. RANK		LAST 10 GAMES		STRENGTH OF SCHEDULE		OPP. STRENGTH OF SCHEDULE		TEAM RPI		ADJ RPI		CONF. RPI		ADJ CONF. RPI	
Average RPI Loss:		140																		
DIV. I ONLY			12- 19		.3871 209		2- 8		151		205		202		.43806 216		24		22	
DIV. I NON-CONF.			3- 12		.2 278		0- 1		92		162		222		.4318 221		20		20	
TOTALS		RPI 1-50		RPI 51-100		W-L RECORDS		RPI 101-158		RPI 159-999		RPI 150+								
12- 19		0- 2		0- 3		OVERALL		2- 5		10- 9		10- 9								
6- 8		0- 1		0- 0		HOME		2- 2		4- 5		4- 5								
5- 7		0- 0		0- 2		AWAY		0- 2		5- 3		5- 3								
1- 4		0- 1		0- 1		NEUTRAL		0- 1		1- 1		1- 1								
3- 12		0- 2		0- 3		NON-CONFERENCE		1- 2		2- 5		2- 5								
1- 5		0- 1		0- 0		HOME		1- 1		0- 3		0- 3								
2- 3		0- 0		0- 2		AWAY		0- 0		2- 1		2- 1								
0- 4		0- 1		0- 1		NEUTRAL		0- 1		0- 1		0- 1								
9- 7		0- 0		0- 0		CONFERENCE		1- 3		8- 4		8- 4								
5- 3		0- 0		0- 0		HOME		1- 1		4- 2		4- 2								
3- 4		0- 0		0- 0		AWAY		0- 2		3- 2		3- 2								
1- 0		0- 0		0- 0		NEUTRAL		0- 0		1- 0		1- 0								
RPI S	Opponent		Score		RPI S	Opponent		Score		RPI S	Opponent		Score		RPI S	Opponent		Score		
26 H	Col. of Charleston		0	3	61 A	Western Mich.		2	3	101 N	UNI		0	3	159 H	Northern Ill.		2	3	
38 N	Northwestern		0	3	80 A	Valparaiso		0	3	103 H	Bowling Green		2	3	160 H	James Madison		1	3	
					84 N	Rice		1	3	121 H	Denver		3	2	182 A	Bradley		0	3	
										128 A	Wis.-Milwaukee		1	3	183 N	Eastern Ill.		0	3	
										128 H	Wis.-Milwaukee		3	1	203 A	Wright St.		3	2	
										135 A	Cleveland St.		1	3	203 H	Wright St.		3	0	
										135 H	Cleveland St.		2	3	203 H	Wright St.		2	3	
															204 A	Loyola (Ill.)		2	3	
															204 H	Loyola (Ill.)		3	1	
															204 N	Loyola (Ill.)		3	1	
															222 H	Western Ill.		1	3	
															228 A	Wis.-Green Bay		0	3	
															228 H	Wis.-Green Bay		3	0	
															236 A	Butler		3	0	
															236 H	Butler		1	3	
															241 A	DePaul		3	1	
															294 A	Youngstown St.		3	2	
															294 H	Youngstown St.		3	2	
															296 A	Chicago St.		3	0	
					LAST 10 GAMES															
					203 H	Wright St.		2	3	294 H	Youngstown St.		3	2						
					182 A	Bradley		0	3	135 H	Cleveland St.		2	3						
					128 A	Wis.-Milwaukee		1	3	236 H	Butler		1	3						
					228 A	Wis.-Green Bay		0	3	203 H	Wright St.		3	0						
					135 A	Cleveland St.		1	3	204 A	Loyola (Ill.)		2	3						

Non-Div. I Games:

Ill.-Chicago

Average RPI Win: 295		WON-LOST RECORD		WINNING PCT. RANK		LAST 10 GAMES		STRENGTH OF SCHEDULE		OPP. STRENGTH OF SCHEDULE		TEAM RPI		ADJ RPI		CONF. RPI		ADJ CONF. RPI	
DIV. I ONLY		18- 4		.81818 23		5- 3		314		309		226		.43729 217		33		33	
DIV. I NON-CONF.		0- 0		0 312		0- 0		317		317		317		0 317		33		33	
TOTALS		RPI 1-50		RPI 51-100		W-L RECORDS		RPI 101-158		RPI 159-999		RPI 150+							
18- 4		0- 0		0- 0		OVERALL		0- 0		18- 4		18- 4							
8- 0		0- 0		0- 0		HOME		0- 0		8- 0		8- 0							
8- 1		0- 0		0- 0		AWAY		0- 0		8- 1		8- 1							
2- 3		0- 0		0- 0		NEUTRAL		0- 0		2- 3		2- 3							
0- 0		0- 0		0- 0		NON-CONFERENCE		0- 0		0- 0		0- 0							
0- 0		0- 0		0- 0		HOME		0- 0		0- 0		0- 0							
0- 0		0- 0		0- 0		AWAY		0- 0		0- 0		0- 0							
0- 0		0- 0		0- 0		NEUTRAL		0- 0		0- 0		0- 0							
18- 4		0- 0		0- 0		CONFERENCE		0- 0		18- 4		18- 4							
8- 0		0- 0		0- 0		HOME		0- 0		8- 0		8- 0							
8- 1		0- 0		0- 0		AWAY		0- 0		8- 1		8- 1							
2- 3		0- 0		0- 0		NEUTRAL		0- 0		2- 3		2- 3							
RPI S	Opponent	Score	RPI S	Opponent	Score	RPI S	Opponent	Score	RPI S	Opponent	Score								
									188 A	Alabama A&M	2 3								
									188 H	Alabama A&M	3 2								
									248 H	Grambling	3 0								
									248 N	Grambling	1 3								
									282 A	Jackson St.	3 1								
									282 H	Jackson St.	3 0								
									291 N	Prairie View	3 1								
									291 N	Prairie View	0 3								
									291 N	Prairie View	1 3								
									303 A	Alabama St.	3 0								
									303 A	Alabama St.	3 0								
									303 H	Alabama St.	3 0								
									307 A	Ark.-Pine Bluff	3 0								
									307 A	Ark.-Pine Bluff	3 0								
									307 H	Ark.-Pine Bluff	3 1								
									307 H	Ark.-Pine Bluff	3 0								
									308 H	Southern U.	3 0								
									308 N	Southern U.	3 0								
									313 A	Texas Southern	3 1								
									313 A	Texas Southern	3 2								
									316 A	Alcorn St.	3 1								
									316 H	Alcorn St.	3 0								
LAST 10 GAMES																			
						291 N	Prairie View	1 3	248 N	Grambling	1 3								
						316 H	Alcorn St.	3 0	308 N	Southern U.	3 0								
						282 A	Jackson St.	3 1	308 H	Southern U.	3 0								
						303 H	Alabama St.	3 0	282 H	Jackson St.	3 0								
						188 H	Alabama A&M	3 2	188 A	Alabama A&M	2 3								
Non-Div. I Games:		Mississippi Col.		3 0		Millsaps		3 0		Rust		3 0		Millsaps		3 0			
		Rust		3 0		Stillman		3 0		Mississippi Col.		3 0		Clark Atlanta		Mississippi Val.			

St. Peter's

Through Games Of Final 2005 RPI

Average RPI Win:		275	WON-LOST RECORD		WINNING PCT. RANK		LAST 10 GAMES		STRENGTH OF SCHEDULE		OPP. STRENGTH OF SCHEDULE		TEAM RPI		ADJ RPI		CONF. RPI		ADJ CONF. RPI				
Average RPI Loss:		146																					
DIV. I ONLY			16- 13		.55172 125		7- 3		275		279		214		.43724 218		27		27				
DIV. I NON-CONF.			11- 9		.55 144		2- 0		249		278		204		.44284 209		25		27				
TOTALS		RPI 1-50		RPI 51-100		W-L RECORDS		RPI 101-158		RPI 159-999		RPI 150+											
16- 13		0- 3		0- 2		OVERALL		1- 1		15- 7		15- 7											
5- 4		0- 1		0- 0		HOME		0- 0		5- 3		5- 3											
10- 5		0- 0		0- 2		AWAY		1- 1		9- 2		9- 2											
1- 4		0- 2		0- 0		NEUTRAL		0- 0		1- 2		1- 2											
11- 9		0- 3		0- 2		NON-CONFERENCE		1- 0		10- 4		10- 4											
3- 1		0- 1		0- 0		HOME		0- 0		3- 0		3- 0											
7- 4		0- 0		0- 2		AWAY		1- 0		6- 2		6- 2											
1- 4		0- 2		0- 0		NEUTRAL		0- 0		1- 2		1- 2											
5- 4		0- 0		0- 0		CONFERENCE		0- 1		5- 3		5- 3											
2- 3		0- 0		0- 0		HOME		0- 0		2- 3		2- 3											
3- 1		0- 0		0- 0		AWAY		0- 1		3- 0		3- 0											
0- 0		0- 0		0- 0		NEUTRAL		0- 0		0- 0		0- 0											
RPI	S	Opponent		Score		RPI	S	Opponent		Score		RPI	S	Opponent		Score		RPI	S	Opponent		Score	
25	N	Maryland		0	3	66	A	St. John's (N.Y.)		0	3	142	A	Fordham		3	2	166	H	Fairfield		1	3
45	N	Colorado		0	3	81	A	American		0	3	148	A	Siena		1	3	169	H	Niagara		0	3
47	H	Fla. Atlantic		1	3													175	N	Central Conn. St.		0	3
																		221	H	Manhattan		3	0
																		226	H	Iona		3	2
																		227	A	UMBC		1	3
																		243	A	La Salle		1	3
																		243	N	La Salle		1	3
																		259	A	Marist		3	0
																		261	H	Canisius		0	3
																		271	A	Delaware St.		3	0
																		271	H	Delaware St.		3	0
																		283	A	Rider		3	0
																		290	A	Loyola (Md.)		3	0
																		295	A	Hartford		3	1
																		298	H	Fairleigh Dickinson		3	1
																		302	A	Wagner		3	0
																		302	H	Wagner		3	0
																		309	A	Sacred Heart		3	1
																		310	A	Providence		3	1
																		312	A	St. Francis (N.Y.)		3	0
																		314	N	Md.-East. Shore		3	0
						LAST 10 GAMES																	
						148 A Siena						1	3	259 A Marist						3	0		
						290 A Loyola (Md.)						3	0	226 H Iona						3	2		
						283 A Rider						3	0	166 H Fairfield						1	3		
						310 A Providence						3	1	221 H Manhattan						3	0		
						261 H Canisius						0	3	302 A Wagner						3	0		

Non-Div. I Games:

St. Peter's

Average RPI Win:		241	WON-LOST RECORD		WINNING PCT. RANK		LAST 10 GAMES		STRENGTH OF SCHEDULE		OPP. STRENGTH OF SCHEDULE		TEAM RPI		ADJ RPI		CONF. RPI		ADJ CONF. RPI					
DIV. I ONLY			16- 16		.5		155		6- 4		248		237		204		.43632		219		26		26	
DIV. I NON-CONF.			4- 10		.28571		239		0- 1		221		163		251		.39635		258		24		24	
TOTALS		RPI 1-50		RPI 51-100				W-L RECORDS				RPI 101-158				RPI 159-999				RPI 150+				
16- 16		0- 2		0- 2				OVERALL				2- 4				14- 8				14- 8				
7- 3		0- 0		0- 1				HOME				0- 1				7- 1				7- 1				
6- 8		0- 2		0- 0				AWAY				1- 1				5- 5				5- 5				
3- 5		0- 0		0- 1				NEUTRAL				1- 2				2- 2				2- 2				
4- 10		0- 2		0- 0				NON-CONFERENCE				1- 2				3- 6				3- 6				
1- 1		0- 0		0- 0				HOME				0- 0				1- 1				1- 1				
1- 5		0- 2		0- 0				AWAY				0- 0				1- 3				1- 3				
2- 4		0- 0		0- 0				NEUTRAL				1- 2				1- 2				1- 2				
12- 6		0- 0		0- 2				CONFERENCE				1- 2				11- 2				11- 2				
6- 2		0- 0		0- 1				HOME				0- 1				6- 0				6- 0				
5- 3		0- 0		0- 0				AWAY				1- 1				4- 2				4- 2				
1- 1		0- 0		0- 1				NEUTRAL				0- 0				1- 0				1- 0				
RPI	S	Opponent		Score		RPI	S	Opponent		Score		RPI	S	Opponent		Score		RPI	S	Opponent		Score		
43	A	Middle Tenn.		0	3	91	H	Eastern Ky.		0	3	115	A	Tennessee St.		2	3	159	N	Northern Ill.		0	3	
48	A	Missouri St.		0	3	91	N	Eastern Ky.		0	3	117	N	Ark.-Little Rock		2	3	182	A	Bradley		1	3	
												118	A	Jacksonville St.		3	1	183	A	Eastern Ill.		2	3	
												118	H	Jacksonville St.		0	3	183	H	Eastern Ill.		3	0	
												122	N	St. Louis		1	3	183	N	Eastern Ill.		3	2	
												150	N	Belmont		3	1	193	N	Weber St.		0	3	
																		212	A	Arkansas St.		1	3	
																		212	H	Arkansas St.		3	1	
																		224	H	Southern Ill.		2	3	
																		236	A	Butler		0	3	
																		252	A	Austin Peay		3	1	
																		266	A	Air Force		3	2	
																		268	A	Tennessee Tech		2	3	
																		268	H	Tennessee Tech		3	2	
																		270	A	Samford		3	2	
																		270	H	Samford		3	0	
																		273	N	Oakland		3	0	
																		279	A	Murray St.		3	1	
																		279	H	Murray St.		3	0	
																		286	H	Morehead St.		3	0	
																		287	A	Tenn.-Martin		3	0	
																		287	H	Tenn.-Martin		3	0	
LAST 10 GAMES																								
						91	N	Eastern Ky.		0	3	183	N	Eastern Ill.		3	2							
						252	A	Austin Peay		3	1	270	H	Samford		3	0							
						115	A	Tennessee St.		2	3	118	H	Jacksonville St.		0	3							
						224	H	Southern Ill.		2	3	268	H	Tennessee Tech		3	2							
						270	A	Samford		3	2	183	H	Eastern Ill.		3	0							

Non-Div. I Games:

Southeast Mo. St.

Georgetown

Through Games Of Final 2005 RPI

Average RPI Win:	237	WON-LOST	WINNING	LAST 10	STRENGTH OF	OPP. STRENGTH	TEAM	ADJ	CONF.	ADJ CONF.		
Average RPI Loss:	100	RECORD	PCT. RANK	GAMES	SCHEDULE	OF SCHEDULE	RPI	RPI	RPI	RPI		
DIV. I ONLY		6- 22	.21429	286	1- 9	90	131	229	.43541	220	6	6
DIV. I NON-CONF.		4- 10	.28571	239	0- 2	111	246	216	.43999	212	8	8
<hr/>												
TOTALS	RPI 1-50	RPI 51-100		W-L RECORDS		RPI 101-158		RPI 159-999		RPI 150+		
6- 22	0- 4	1- 7		OVERALL		0- 9		5- 2		5- 3		
0- 11	0- 2	0- 5		HOME		0- 3		0- 1		0- 2		
4- 9	0- 2	1- 2		AWAY		0- 4		3- 1		3- 1		
2- 2	0- 0	0- 0		NEUTRAL		0- 2		2- 0		2- 0		
<hr/>												
4- 10	0- 0	0- 4		NON-CONFERENCE		0- 5		4- 1		4- 2		
0- 5	0- 0	0- 3		HOME		0- 1		0- 1		0- 2		
2- 3	0- 0	0- 1		AWAY		0- 2		2- 0		2- 0		
2- 2	0- 0	0- 0		NEUTRAL		0- 2		2- 0		2- 0		
<hr/>												
2- 12	0- 4	1- 3		CONFERENCE		0- 4		1- 1		1- 1		
0- 6	0- 2	0- 2		HOME		0- 2		0- 0		0- 0		
2- 6	0- 2	1- 1		AWAY		0- 2		1- 1		1- 1		
0- 0	0- 0	0- 0		NEUTRAL		0- 0		0- 0		0- 0		
<hr/>												
RPI S	Opponent	Score	RPI S	Opponent	Score	RPI S	Opponent	Score	RPI S	Opponent	Score	
5	H Louisville	1 3	63	H Pittsburgh	0 3	105	A Wake Forest	1 3	175	H Central Conn. St.	1 3	
11	A Notre Dame	0 3	66	H St. John's (N.Y.)	0 3	111	N Mississippi St.	0 3	185	A South Fla.	0 3	
44	A Syracuse	0 3	81	H American	2 3	114	H Connecticut	0 3	225	N South Dakota St.	3 1	
50	H Cincinnati	0 3	83	A Long Island	0 3	128	N Wis.-Milwaukee	1 3	241	A DePaul	3 0	
			85	H Towson	1 3	131	A Rutgers	0 3	275	A George Mason	3 2	
			87	A Marquette	3 2	134	A Seton Hall	0 3	286	N Morehead St.	3 0	
			94	A Villanova	1 3	138	H West Virginia	1 3	305	A Howard	3 0	
			96	H Yale	0 3	146	A Virginia Tech	0 3				
						155	H George Washington	1 3				
LAST 10 GAMES												
			134	A Seton Hall	0 3	83	A Long Island	0 3				
			11	A Notre Dame	0 3	50	H Cincinnati	0 3				
			241	A DePaul	3 0	5	H Louisville	1 3				
			155	H George Washington	1 3	66	H St. John's (N.Y.)	0 3				
			185	A South Fla.	0 3	114	H Connecticut	0 3				

Non-Div. I Games:

Georgetown

Average RPI Win:		271	WON-LOST RECORD		WINNING PCT. RANK		LAST 10 GAMES		STRENGTH OF SCHEDULE		OPP. STRENGTH OF SCHEDULE		TEAM RPI		ADJ RPI		CONF. RPI		ADJ CONF. RPI				
Average RPI Loss:		145																					
DIV. I ONLY			17- 16		.51515 153		6- 4		270		266		223		.4351 221		27		27				
DIV. I NON-CONF.			11- 12		.47826 177		2- 0		243		253		218		.43449 218		25		27				
TOTALS		RPI 1-50		RPI 51-100		W-L RECORDS		RPI 101-158		RPI 159-999		RPI 150+											
17- 16		0- 1		0- 3		OVERALL		0- 5		17- 7		17- 7											
6- 3		0- 0		0- 1		HOME		0- 0		6- 2		6- 2											
5- 9		0- 0		0- 1		AWAY		0- 4		5- 4		5- 4											
6- 4		0- 1		0- 1		NEUTRAL		0- 1		6- 1		6- 1											
11- 12		0- 1		0- 3		NON-CONFERENCE		0- 4		11- 4		11- 4											
4- 1		0- 0		0- 1		HOME		0- 0		4- 0		4- 0											
2- 7		0- 0		0- 1		AWAY		0- 3		2- 3		2- 3											
5- 4		0- 1		0- 1		NEUTRAL		0- 1		5- 1		5- 1											
6- 4		0- 0		0- 0		CONFERENCE		0- 1		6- 3		6- 3											
2- 2		0- 0		0- 0		HOME		0- 0		2- 2		2- 2											
3- 2		0- 0		0- 0		AWAY		0- 1		3- 1		3- 1											
1- 0		0- 0		0- 0		NEUTRAL		0- 0		1- 0		1- 0											
RPI	S	Opponent		Score		RPI	S	Opponent		Score		RPI	S	Opponent		Score							
9	N	Santa Clara		0 3		66	A	St. John's (N.Y.)		0 3		114	A	Connecticut		0 3							
						77	N	Tulsa		0 3		134	N	Seton Hall		1 3							
						81	H	American		0 3		137	A	Army		1 3							
												142	A	Fordham		0 3							
												148	A	Siena		2 3							
												165	A	Brown		1 3							
												165	N	Brown		3 1							
												166	H	Fairfield		0 3							
												169	H	Niagara		2 3							
												186	N	Columbia		0 3							
												190	N	Stony Brook		3 0							
												204	A	Loyola (Ill.)		0 3							
												218	A	St. Peter's		0 3							
												226	H	Iona		3 0							
												239	H	Wofford		3 0							
												259	A	Marist		3 1							
												261	H	Canisius		3 0							
												271	N	Delaware St.		3 2							
												283	A	Rider		3 2							
												283	N	Rider		3 2							
												290	A	Loyola (Md.)		3 1							
												298	A	Fairleigh Dickinson		1 3							
												298	H	Fairleigh Dickinson		3 0							
												302	A	Wagner		3 2							
												302	N	Wagner		3 0							
												306	N	Coppin St.		3 0							
												309	H	Sacred Heart		3 1							
												312	H	St. Francis (N.Y.)		3 0							
												314	A	Md.-East. Shore		3 1							
LAST 10 GAMES						LAST 10 GAMES						LAST 10 GAMES											
148 A Siena						2 3						259 A Marist						3 1					
298 H Fairleigh Dickinson						3 0						226 H Iona						3 0					
290 A Loyola (Md.)						3 1						166 H Fairfield						0 3					
283 A Rider						3 2						218 A St. Peter's						0 3					
169 H Niagara						2 3						309 H Sacred Heart						3 1					

Non-Div. I Games:

Manhattan

Average RPI Win:		250	WON-LOST RECORD		WINNING PCT. RANK		LAST 10 GAMES		STRENGTH OF SCHEDULE		OPP. STRENGTH OF SCHEDULE		TEAM RPI		ADJ RPI		CONF. RPI		ADJ CONF. RPI	
Average RPI Loss:		144																		
DIV. I ONLY			17- 14		.54839 128		5- 5		282		229		218		.43502 222		28		28	
DIV. I NON-CONF.			6- 10		.375 218		0- 2		266		189		257		.39121 263		26		26	
TOTALS		RPI 1-50		RPI 51-100		W-L RECORDS		RPI 101-158		RPI 159-999		RPI 150+								
17- 14		0- 1		0- 3		OVERALL		1- 4		16- 6		16- 6								
8- 7		0- 0		0- 2		HOME		0- 2		8- 3		8- 3								
7- 4		0- 0		0- 1		AWAY		1- 1		6- 2		6- 2								
2- 3		0- 1		0- 0		NEUTRAL		0- 1		2- 1		2- 1								
6- 10		0- 1		0- 1		NON-CONFERENCE		0- 2		6- 6		6- 6								
3- 5		0- 0		0- 1		HOME		0- 1		3- 3		3- 3								
1- 3		0- 0		0- 0		AWAY		0- 1		1- 2		1- 2								
2- 2		0- 1		0- 0		NEUTRAL		0- 0		2- 1		2- 1								
11- 4		0- 0		0- 2		CONFERENCE		1- 2		10- 0		10- 0								
5- 2		0- 0		0- 1		HOME		0- 1		5- 0		5- 0								
6- 1		0- 0		0- 1		AWAY		1- 0		5- 0		5- 0								
0- 1		0- 0		0- 0		NEUTRAL		0- 1		0- 0		0- 0								
RPI	S	Opponent		Score		RPI	S	Opponent		Score		RPI	S	Opponent		Score				
28	N	Western Ky.		1	3	80	A	Valparaiso		0	3	101	H	UNI		1	3			
						80	H	Valparaiso		1	3	107	A	Illinois St.		1	3			
						82	H	IPFW		1	3	127	A	Oral Roberts		3	2			
												127	H	Oral Roberts		1	3			
												127	N	Oral Roberts		1	3			
														216 A Ill.-Chicago		3	1			
														224 H Southern Ill.		0	3			
														228 A Wis.-Green Bay		1	3			
														241 A DePaul		2	3			
														244 H Southern Miss.		2	3			
														246 N Central Mich.		3	0			
														250 A UMKC		3	0			
														250 H UMKC		3	0			
														269 H Drake		3	1			
														273 A Oakland		3	0			
														273 H Oakland		3	2			
														279 H Murray St.		3	1			
														292 N North Dakota St.		3	1			
														296 A Chicago St.		3	0			
														296 H Chicago St.		3	1			
														301 A Centenary (La.)		3	0			
														301 H Centenary (La.)		3	0			
LAST 10 GAMES																				
127 N Oral Roberts						1	3	101 H UNI						1	3					
127 H Oral Roberts						1	3	296 A Chicago St.						3	0					
301 H Centenary (La.)						3	0	209 A IUPUI						3	0					
273 A Oakland						3	0	250 A UMKC						3	0					
80 A Valparaiso						0	3	182 H Bradley						2	3					

Non-Div. I Games:

Western Ill.

Average RPI Win:	258	WON-LOST RECORD	WINNING PCT. RANK	LAST 10 GAMES	STRENGTH OF SCHEDULE	OPP. STRENGTH OF SCHEDULE	TEAM RPI	ADJ RPI	CONF. RPI	ADJ CONF. RPI	
Average RPI Loss:	137										
DIV. I ONLY		15- 18	.45455 183	6- 4	242	209	217	.43397 223	23	23	
DIV. I NON-CONF.		4- 10	.28571 239	0- 0	198	194	242	.40798 244	22	22	
<hr/>											
TOTALS	RPI 1-50	RPI 51-100		W-L RECORDS	RPI 101-158		RPI 159-999		RPI 150+		
15- 18	0- 3	0- 3		OVERALL	0- 4		15- 8		15- 9		
10- 5	0- 1	0- 1		HOME	0- 1		10- 2		10- 3		
4- 7	0- 1	0- 0		AWAY	0- 2		4- 4		4- 4		
1- 6	0- 1	0- 2		NEUTRAL	0- 1		1- 2		1- 2		
<hr/>											
4- 10	0- 1	0- 2		NON-CONFERENCE	0- 3		4- 4		4- 5		
3- 3	0- 0	0- 0		HOME	0- 1		3- 2		3- 3		
0- 2	0- 0	0- 0		AWAY	0- 1		0- 1		0- 1		
1- 5	0- 1	0- 2		NEUTRAL	0- 1		1- 1		1- 1		
<hr/>											
11- 8	0- 2	0- 1		CONFERENCE	0- 1		11- 4		11- 4		
7- 2	0- 1	0- 1		HOME	0- 0		7- 0		7- 0		
4- 5	0- 1	0- 0		AWAY	0- 1		4- 3		4- 3		
0- 1	0- 0	0- 0		NEUTRAL	0- 0		0- 1		0- 1		
<hr/>											
RPI S	Opponent	Score	RPI S	Opponent	Score	RPI S	Opponent	Score	RPI S	Opponent	Score
3 N	Washington	0 3	57 N	Winthrop	0 3	130 A	Charlotte	0 3	164 A	Chattanooga	0 3
26 A	Col. of Charleston	0 3	97 N	Oregon St.	0 3	132 N	Portland St.	0 3	164 H	Chattanooga	3 2
26 H	Col. of Charleston	0 3	100 H	Appalachian St.	1 3	139 A	Ga. Southern	1 3	164 N	Chattanooga	2 3
						153 H	Duquesne	0 3	177 N	North Texas	1 3
									192 A	Furman	1 3
									192 H	Furman	3 0
									199 H	East Tenn. St.	1 3
									201 A	Portland	0 3
									212 H	Liberty	2 3
									234 H	High Point	3 0
									239 A	Wofford	3 1
									239 H	Wofford	3 0
									254 A	Elon	3 1
									254 H	Elon	3 0
									255 A	Western Caro.	3 2
									255 H	Western Caro.	3 2
									290 N	Loyola (Md.)	3 2
									293 H	Gardner-Webb	3 2
									297 A	UNC Greensboro	2 3
									297 H	UNC Greensboro	3 0
									300 A	Citadel	3 1
									300 H	Citadel	3 0
									305 H	Howard	3 2
			LAST 10 GAMES								
			164 N	Chattanooga	2 3	239 H	Wofford	3 0			
			254 A	Elon	3 1	192 H	Furman	3 0			
			100 H	Appalachian St.	1 3	300 A	Citadel	3 1			
			164 H	Chattanooga	3 2	26 A	Col. of Charleston	0 3			
			255 H	Western Caro.	3 2	297 A	UNC Greensboro	2 3			

Non-Div. I Games:

Davidson

[illegible]

Non-Div. I Games:

Southern Ill.

Average RPI Win:		249	WON-LOST RECORD		WINNING PCT. RANK		LAST 10 GAMES		STRENGTH OF SCHEDULE		OPP. STRENGTH OF SCHEDULE		TEAM RPI		ADJ RPI		CONF. RPI		ADJ CONF. RPI	
DIV. I ONLY			16- 19		.45714 182		4- 6		253		200		221		.42958 225		29		29	
DIV. I NON-CONF.			12- 17		.41379 202		2- 6		173		218		195		.44436 208		28		29	
TOTALS		RPI 1-50		RPI 51-100		W-L RECORDS		RPI 101-158		RPI 159-999		RPI 150+								
16- 19		0- 3		1- 4		OVERALL		0- 4		15- 8		15- 8								
4- 2		0- 0		0- 1		HOME		0- 0		4- 1		4- 1								
4- 9		0- 2		0- 1		AWAY		0- 3		4- 3		4- 3								
8- 8		0- 1		1- 2		NEUTRAL		0- 1		7- 4		7- 4								
12- 17		0- 3		1- 4		NON-CONFERENCE		0- 4		11- 6		11- 6								
3- 1		0- 0		0- 1		HOME		0- 0		3- 0		3- 0								
2- 8		0- 2		0- 1		AWAY		0- 3		2- 2		2- 2								
7- 8		0- 1		1- 2		NEUTRAL		0- 1		6- 4		6- 4								
4- 2		0- 0		0- 0		CONFERENCE		0- 0		4- 2		4- 2								
1- 1		0- 0		0- 0		HOME		0- 0		1- 1		1- 1								
2- 1		0- 0		0- 0		AWAY		0- 0		2- 1		2- 1								
1- 0		0- 0		0- 0		NEUTRAL		0- 0		1- 0		1- 0								
RPI	S	Opponent		Score		RPI	S	Opponent		Score		RPI	S	Opponent		Score				
24	A	Long Beach St.		0	3	64	N	Stephen F. Austin		2	3	105	A	Wake Forest		2	3			
27	A	Kansas St.		0	3	69	A	Iowa St.		1	3	124	A	Creighton		0	3			
34	N	UC Santa Barb.		1	3	73	N	Eastern Wash.		2	3	132	N	Portland St.		0	3			
						82	H	IPFW		2	3	144	A	Oregon		0	3			
						82	N	IPFW		3	2									
								LAST 10 GAMES												
						34	N	UC Santa Barb.		1	3	24	A	Long Beach St.		0	3			
						310	N	Providence		3	0	207	N	Utah Valley St.		1	3			
						193	A	Weber St.		0	3	82	N	IPFW		3	2			
						207	A	Utah Valley St.		1	3	292	N	North Dakota St.		3	1			
						292	H	North Dakota St.		3	0	207	N	Utah Valley St.		0	3			
												292	H	North Dakota St.		3	0			
												292	N	North Dakota St.		3	1			
												310	N	Providence		3	0			

Non-Div. I Games:

South Dakota St.

Average RPI Win: 249		WON-LOST RECORD		WINNING PCT. RANK		LAST 10 GAMES		STRENGTH OF SCHEDULE		OPP. STRENGTH OF SCHEDULE		TEAM RPI		ADJ RPI		CONF. RPI		ADJ CONF. RPI	
Average RPI Loss: 144																			
DIV. I ONLY		11- 20		.35484 225		4- 6		136		256		219		.42893 226		27		27	
DIV. I NON-CONF.		5- 16		.2381 267		0- 2		107		240		225		.41952 233		25		27	
TOTALS		RPI 1-50		RPI 51-100		W-L RECORDS		RPI 101-158		RPI 159-999		RPI 150+							
11- 20		0- 3		0- 3		OVERALL		1- 6		10- 8		10- 9							
5- 3		0- 0		0- 0		HOME		1- 1		4- 2		4- 2							
4- 7		0- 1		0- 2		AWAY		0- 2		4- 2		4- 3							
2- 10		0- 2		0- 1		NEUTRAL		0- 3		2- 4		2- 4							
5- 16		0- 3		0- 3		NON-CONFERENCE		0- 5		5- 5		5- 6							
1- 2		0- 0		0- 0		HOME		0- 1		1- 1		1- 1							
2- 5		0- 1		0- 2		AWAY		0- 2		2- 0		2- 1							
2- 9		0- 2		0- 1		NEUTRAL		0- 2		2- 4		2- 4							
6- 4		0- 0		0- 0		CONFERENCE		1- 1		5- 3		5- 3							
4- 1		0- 0		0- 0		HOME		1- 0		3- 1		3- 1							
2- 2		0- 0		0- 0		AWAY		0- 0		2- 2		2- 2							
0- 1		0- 0		0- 0		NEUTRAL		0- 1		0- 0		0- 0							
RPI S	Opponent	Score		RPI S	Opponent	Score		RPI S	Opponent	Score		RPI S	Opponent	Score					
12 N	Ohio	1	3	83 A	Long Island	0	3	109 N	Binghamton	0	3	160 A	James Madison	3	2				
40 A	Albany (N.Y.)	0	3	85 N	Towson	0	3	134 H	Seton Hall	0	3	161 N	Northern Colo.	0	3				
47 N	Fla. Atlantic	0	3	96 A	Yale	0	3	142 A	Fordham	1	3	166 H	Fairfield	0	3				
								145 N	Penn	1	3	169 A	Niagara	3	0				
								148 H	Siena	3	1	175 H	Central Conn. St.	0	3				
								148 N	Siena	2	3	197 N	Delaware	0	3				
								155 A	George Washington	0	3	218 A	St. Peter's	2	3				
												221 A	Manhattan	0	3				
												258 N	Tex. A&M-Corp. Chris	3	1				
												259 H	Marist	3	0				
												261 A	Canisius	3	0				
												271 N	Delaware St.	2	3				
												275 N	George Mason	1	3				
												283 H	Rider	3	1				
												290 H	Loyola (Md.)	3	0				
												298 A	Fairleigh Dickinson	3	0				
												304 H	Quinnipiac	3	0				
												314 N	Md.-East. Shore	3	0				
				LAST 10 GAMES															
				148 N	Siena	2	3	166 H	Fairfield	0	3								
				290 H	Loyola (Md.)	3	0	175 H	Central Conn. St.	0	3								
				261 A	Canisius	3	0	221 A	Manhattan	0	3								
				169 A	Niagara	3	0	218 A	St. Peter's	2	3								
				134 H	Seton Hall	0	3	283 H	Rider	3	1								

Non-Div. I Games:

Iona

Average RPI Win: 258		WON-LOST RECORD		WINNING PCT. RANK		LAST 10 GAMES		STRENGTH OF SCHEDULE		OPP. STRENGTH OF SCHEDULE		TEAM RPI		ADJ RPI		CONF. RPI		ADJ CONF. RPI	
Average RPI Loss: 130																			
DIV. I ONLY		11- 18		.37931 213		3- 7		202		215		227		.4276 227		20		20	
DIV. I NON-CONF.		7- 10		.41176 203		1- 1		178		233		203		.45051 202		19		19	
TOTALS		RPI 1-50		RPI 51-100		W-L RECORDS		RPI 101-158		RPI 159-999		RPI 150+							
11- 18		0- 2		0- 5		OVERALL		0- 5		11- 6		11- 8							
5- 8		0- 1		0- 2		HOME		0- 2		5- 3		5- 4							
5- 6		0- 1		0- 1		AWAY		0- 2		5- 2		5- 2							
1- 4		0- 0		0- 2		NEUTRAL		0- 1		1- 1		1- 2							
7- 10		0- 0		0- 5		NON-CONFERENCE		0- 3		7- 2		7- 4							
3- 4		0- 0		0- 2		HOME		0- 1		3- 1		3- 2							
3- 2		0- 0		0- 1		AWAY		0- 1		3- 0		3- 0							
1- 4		0- 0		0- 2		NEUTRAL		0- 1		1- 1		1- 2							
4- 8		0- 2		0- 0		CONFERENCE		0- 2		4- 4		4- 4							
2- 4		0- 1		0- 0		HOME		0- 1		2- 2		2- 2							
2- 4		0- 1		0- 0		AWAY		0- 1		2- 2		2- 2							
0- 0		0- 0		0- 0		NEUTRAL		0- 0		0- 0		0- 0							
RPI S	Opponent	Score		RPI S	Opponent	Score		RPI S	Opponent	Score		RPI S	Opponent	Score					
40 A	Albany (N.Y.)	1	3	76 N	Temple	1	3	109 A	Binghamton	1	3	166 N	Fairfield	2	3				
40 H	Albany (N.Y.)	0	3	81 A	American	0	3	109 H	Binghamton	0	3	184 H	Northeastern	2	3				
				85 H	Towson	0	3	131 A	Rutgers	0	3	190 A	Stony Brook	1	3				
				89 N	Cal Poly	2	3	155 H	George Washington	1	3	190 H	Stony Brook	3	1				
				94 H	Villanova	1	3	156 N	TCU	1	3	196 A	Maine	1	3				
												196 H	Maine	0	3				
												197 A	Delaware	3	2				
												218 H	St. Peter's	3	1				
												238 A	New Hampshire	3	2				
												238 H	New Hampshire	1	3				
												243 H	La Salle	3	2				
												277 H	Morgan St.	3	1				
												290 A	Loyola (Md.)	3	0				
												290 N	Loyola (Md.)	3	1				
												295 A	Hartford	3	1				
												295 H	Hartford	3	0				
												306 A	Coppin St.	3	2				
				LAST 10 GAMES															
				109 A	Binghamton	1	3	295 H	Hartford	3	0								
				81 A	American	0	3	190 A	Stony Brook	1	3								
				40 A	Albany (N.Y.)	1	3	196 A	Maine	1	3								
				238 A	New Hampshire	3	2	40 H	Albany (N.Y.)	0	3								
				290 A	Loyola (Md.)	3	0	238 H	New Hampshire	1	3								

Non-Div. I Games:

UMBC

Average RPI Win:		250	WON-LOST RECORD		WINNING PCT. RANK		LAST 10 GAMES		STRENGTH OF SCHEDULE		OPP. STRENGTH OF SCHEDULE		TEAM RPI		ADJ RPI		CONF. RPI		ADJ CONF. RPI						
Average RPI Loss:		145																							
DIV. I ONLY			15- 15		.5 155		5- 5		280		194		225		.42705 228		24		22						
DIV. I NON-CONF.			8- 6		.57143 126		1- 0		264		134		192		.46016 191		20		20						
TOTALS		RPI 1-50		RPI 51-100		W-L RECORDS		RPI 101-158		RPI 159-999		RPI 150+													
15- 15		0- 2		0- 2		OVERALL		0- 4		15- 7		15- 7													
8- 2		0- 0		0- 0		HOME		0- 2		8- 0		8- 0													
3- 9		0- 1		0- 1		AWAY		0- 2		3- 5		3- 5													
4- 4		0- 1		0- 1		NEUTRAL		0- 0		4- 2		4- 2													
8- 6		0- 2		0- 2		NON-CONFERENCE		0- 0		8- 2		8- 2													
3- 0		0- 0		0- 0		HOME		0- 0		3- 0		3- 0													
2- 3		0- 1		0- 1		AWAY		0- 0		2- 1		2- 1													
3- 3		0- 1		0- 1		NEUTRAL		0- 0		3- 1		3- 1													
7- 9		0- 0		0- 0		CONFERENCE		0- 4		7- 5		7- 5													
5- 2		0- 0		0- 0		HOME		0- 2		5- 0		5- 0													
1- 6		0- 0		0- 0		AWAY		0- 2		1- 4		1- 4													
1- 1		0- 0		0- 0		NEUTRAL		0- 0		1- 1		1- 1													
RPI	S	Opponent		Score		RPI	S	Opponent		Score		RPI	S	Opponent		Score									
3	N	Washington		0	3	71	N	Illinois		0	3	128	A	Wis.-Milwaukee		0	3	159	A	Northern Ill.		2	3		
38	A	Northwestern		0	3	87	A	Marquette		1	3	128	H	Wis.-Milwaukee		0	3	176	N	Sam Houston St.		3	0		
												135	A	Cleveland St.		1	3	203	A	Wright St.		2	3		
												135	H	Cleveland St.		0	3	203	H	Wright St.		3	2		
																		204	A	Loyola (Ill.)		0	3		
																		204	H	Loyola (Ill.)		3	0		
																		204	N	Loyola (Ill.)		2	3		
																		216	A	Ill.-Chicago		0	3		
																		216	H	Ill.-Chicago		3	0		
																		222	H	Western Ill.		3	1		
																		225	N	South Dakota St.		0	3		
																		236	A	Butler		2	3		
																		236	H	Butler		3	0		
																		241	A	DePaul		3	1		
																		246	H	Central Mich.		3	2		
																		252	N	Austin Peay		3	0		
																		281	N	Indiana St.		3	0		
																		292	A	North Dakota St.		3	1		
																		292	H	North Dakota St.		3	2		
																		294	A	Youngstown St.		3	2		
																		294	H	Youngstown St.		3	0		
																		294	N	Youngstown St.		3	1		
						LAST 10 GAMES																			
						204 N Loyola (Ill.)						2	3	294 N Youngstown St.						3	1				
						203 A Wright St.						2	3	128 H Wis.-Milwaukee						0	3				
						204 H Loyola (Ill.)						3	0	294 A Youngstown St.						3	2				
						216 H Ill.-Chicago						3	0	135 A Cleveland St.						1	3				
						241 A DePaul						3	1	236 A Butler						2	3				

Non-Div. I Games:

Wis.-Green Bay

Average RPI Win:	88	WON-LOST RECORD	WINNING PCT. RANK	LAST 10 GAMES	STRENGTH OF SCHEDULE	OPP. STRENGTH OF SCHEDULE	TEAM RPI	ADJ RPI	CONF. RPI	ADJ CONF. RPI				
DIV. I ONLY	4- 23	.14815	299	1- 9	95	57	237	.42581	229	9	8			
DIV. I NON-CONF.	2- 11	.15385	288	0- 2	164	16	247	.41464	236	11	11			
<hr/>														
TOTALS	RPI 1-50	RPI 51-100		W-L RECORDS	RPI 101-158		RPI 159-999		RPI 150+					
4- 23	1- 9	2- 4		OVERALL	1- 7		0- 3		0- 3					
2- 9	0- 3	1- 2		HOME	1- 3		0- 1		0- 1					
2- 10	1- 3	1- 2		AWAY	0- 3		0- 2		0- 2					
0- 4	0- 3	0- 0		NEUTRAL	0- 1		0- 0		0- 0					
<hr/>														
2- 11	1- 5	1- 1		NON-CONFERENCE	0- 2		0- 3		0- 3					
0- 4	0- 1	0- 1		HOME	0- 1		0- 1		0- 1					
2- 3	1- 1	1- 0		AWAY	0- 0		0- 2		0- 2					
0- 4	0- 3	0- 0		NEUTRAL	0- 1		0- 0		0- 0					
<hr/>														
2- 12	0- 4	1- 3		CONFERENCE	1- 5		0- 0		0- 0					
2- 5	0- 2	1- 1		HOME	1- 2		0- 0		0- 0					
0- 7	0- 2	0- 2		AWAY	0- 3		0- 0		0- 0					
0- 0	0- 0	0- 0		NEUTRAL	0- 0		0- 0		0- 0					
<hr/>														
RPI S	Opponent	Score	RPI S	Opponent	Score	RPI S	Opponent	Score	RPI S	Opponent	Score			
14 A	Hawaii	0 3	53 H	Loyola Marymount	0 3	101 N	UNI	1 3	180 A	Fresno St.	2 3			
21 N	UCLA	0 3	88 A	UNLV	3 2	133 A	UC Riverside	2 3	257 A	UC Davis	1 3			
24 A	Long Beach St.	0 3	89 A	Cal Poly	0 3	133 H	UC Riverside	0 3	257 H	UC Davis	1 3			
24 H	Long Beach St.	0 3	89 H	Cal Poly	3 1	136 A	UC Irvine	0 3						
33 A	Pepperdine	3 2	90 A	Pacific	1 3	136 H	UC Irvine	0 3						
34 A	UC Santa Barb.	1 3	90 H	Pacific	0 3	141 A	Cal St. Fullerton	0 3						
34 H	UC Santa Barb.	0 3				141 H	Cal St. Fullerton	3 0						
36 H	St. Mary's (Cal.)	1 3				143 H	Arizona St.	2 3						
41 N	Colorado St.	0 3												
50 N	Cincinnati	1 3												
<hr/>														
LAST 10 GAMES														
24 A Long Beach St.						0	3	136 A UC Irvine	0	3				
136 H UC Irvine						0	3	34 H UC Santa Barb.	0	3				
133 H UC Riverside						0	3	180 A Fresno St.	2	3				
141 H Cal St. Fullerton						3	0	257 A UC Davis	1	3				
89 A Cal Poly						0	3	90 H Pacific	0	3				

Non-Div. I Games:

Cal St. Northridge

M
e
r
c
e
r

Mercer

Average RPI Win: 247		WON-LOST RECORD	WINNING PCT. RANK		LAST 10 GAMES	STRENGTH OF SCHEDULE	OPP. STRENGTH OF SCHEDULE	TEAM RPI	ADJ RPI	CONF. RPI	ADJ CONF. RPI					
Average RPI Loss: 145																
DIV. I ONLY		13- 20	.39394	208	4- 6	191	218	220	.42266	231	22	24				
DIV. I NON-CONF.		7- 15	.31818	233	2- 2	211	209	236	.39733	256	23	23				
<hr/>																
TOTALS		RPI 1-50	RPI 51-100		W-L RECORDS	RPI 101-158		RPI 159-999		RPI 150+						
13- 20	0- 5	0- 2		OVERALL		1- 3		12- 10		12- 11						
7- 4	0- 2	0- 2		HOME		1- 0		6- 0		6- 0						
3- 12	0- 1	0- 0		AWAY		0- 3		3- 8		3- 9						
3- 4	0- 2	0- 0		NEUTRAL		0- 0		3- 2		3- 2						
7- 15	0- 3	0- 2		NON-CONFERENCE		1- 1		6- 9		6- 9						
4- 3	0- 1	0- 2		HOME		1- 0		3- 0		3- 0						
1- 9	0- 1	0- 0		AWAY		0- 1		1- 7		1- 7						
2- 3	0- 1	0- 0		NEUTRAL		0- 0		2- 2		2- 2						
6- 5	0- 2	0- 0		CONFERENCE		0- 2		6- 1		6- 2						
3- 1	0- 1	0- 0		HOME		0- 0		3- 0		3- 0						
2- 3	0- 0	0- 0		AWAY		0- 2		2- 1		2- 2						
1- 1	0- 1	0- 0		NEUTRAL		0- 0		1- 0		1- 0						
<hr/>																
RPI	S	Opponent	Score		RPI	S	Opponent	Score		RPI	S	Opponent	Score			
7	H	Tennessee	0	3	91	H	Eastern Ky.	0	3	115	A	Tennessee St.	2	3		
19	N	Texas	0	3	99	H	UNC Asheville	0	3	115	H	Tennessee St.	3	0		
43	A	Middle Tenn.	0	3						150	A	Belmont	0	3		
47	H	Fla. Atlantic	0	3						151	A	North Fla.	0	3		
47	N	Fla. Atlantic	0	3												
												164	A	Chattanooga	1	3
												173	A	Jacksonville	1	3
												178	A	UAB	1	3
												199	H	East Tenn. St.	3	1
												209	N	IUPUI	0	3
												210	A	Birmingham-So.	0	3
												214	A	Mississippi	1	3
												230	H	Mercer	3	0
												230	N	Mercer	3	1
												233	A	Evansville	0	3
												237	N	North Carolina St.	0	3
												252	A	Austin Peay	1	3
												252	H	Austin Peay	3	1
												263	N	Lamar	3	2
												267	H	Stetson	3	2
												268	H	Tennessee Tech	3	1
												268	N	Tennessee Tech	3	1
												270	A	Samford	2	3
												270	H	Samford	3	0
												274	A	Campbell	3	2
												287	A	Tenn.-Martin	3	1
												293	A	Gardner-Webb	3	0
<hr/>																
LAST 10 GAMES																
47	N	Fla. Atlantic	0	3	230	N	Mercer	3	1							
268	H	Tennessee Tech	3	1	164	A	Chattanooga	1	3							
43	A	Middle Tenn.	0	3	173	A	Jacksonville	1	3							
47	H	Fla. Atlantic	0	3	151	A	North Fla.	0	3							
199	H	East Tenn. St.	3	1	115	H	Tennessee St.	3	0							

Non-Div. I Games:

Lipscomb

Average RPI Win: 283		WON-LOST RECORD		WINNING PCT. RANK		LAST 10 GAMES		STRENGTH OF SCHEDULE		OPP. STRENGTH OF SCHEDULE		TEAM RPI		ADJ RPI		CONF. RPI		ADJ CONF. RPI	
DIV. I ONLY		10- 15		.4 202		2- 8		234		260		234		.42182 232		16		17	
DIV. I NON-CONF.		7- 4		.63636 93		1- 0		269		301		202		.45631 193		18		18	
TOTALS		RPI 1-50		RPI 51-100		W-L RECORDS		RPI 101-158		RPI 159-999		RPI 150+							
10- 15		0- 3		0- 2		OVERALL		0- 4		10- 6		10- 7							
6- 8		0- 1		0- 0		HOME		0- 3		6- 4		6- 5							
4- 5		0- 1		0- 1		AWAY		0- 1		4- 2		4- 2							
0- 2		0- 1		0- 1		NEUTRAL		0- 0		0- 0		0- 0							
7- 4		0- 0		0- 2		NON-CONFERENCE		0- 1		7- 1		7- 2							
5- 2		0- 0		0- 0		HOME		0- 1		5- 1		5- 2							
2- 1		0- 0		0- 1		AWAY		0- 0		2- 0		2- 0							
0- 1		0- 0		0- 1		NEUTRAL		0- 0		0- 0		0- 0							
3- 11		0- 3		0- 0		CONFERENCE		0- 3		3- 5		3- 5							
1- 6		0- 1		0- 0		HOME		0- 2		1- 3		1- 3							
2- 4		0- 1		0- 0		AWAY		0- 1		2- 2		2- 2							
0- 1		0- 1		0- 0		NEUTRAL		0- 0		0- 0		0- 0							
RPI S	Opponent	Score		RPI S	Opponent	Score		RPI S	Opponent	Score		RPI S	Opponent	Score					
28 A	Western Ky.	0	3	52 N	New Mexico St.	0	3	117 H	Ark.-Little Rock	0	3	162 A	Florida Int'l	0	3				
28 N	Western Ky.	0	3	72 A	UTEP	0	3	121 A	Denver	0	3	177 A	North Texas	0	3				
43 H	Middle Tenn.	0	3					121 H	Denver	1	3	177 H	North Texas	0	3				
								151 H	North Fla.	1	3	200 H	Louisiana Tech	0	3				
												212 H	Arkansas St.	1	3				
												249 H	La.-Monroe	3	0				
												260 A	La.-Lafayette	3	2				
												260 H	La.-Lafayette	3	1				
												270 A	Samford	3	1				
												272 A	South Ala.	3	2				
												272 H	South Ala.	2	3				
												284 H	Bethune-Cookman	3	0				
												303 A	Alabama St.	3	0				
												303 H	Alabama St.	3	0				
												316 H	Alcorn St.	3	0				
												317 H	Savannah St.	3	0				
				LAST 10 GAMES															
				28 N	Western Ky.	0	3	28 A	Western Ky.	0	3								
				212 H	Arkansas St.	1	3	272 H	South Ala.	2	3								
				117 H	Ark.-Little Rock	0	3	121 A	Denver	0	3								
				162 A	Florida Int'l	0	3	177 A	North Texas	0	3								
				303 A	Alabama St.	3	0	260 H	La.-Lafayette	3	1								

Non-Div. I Games:

Troy

Average RPI Win:		261	WON-LOST RECORD		WINNING PCT. RANK		LAST 10 GAMES		STRENGTH OF SCHEDULE		OPP. STRENGTH OF SCHEDULE		TEAM RPI		ADJ RPI		CONF. RPI		ADJ CONF. RPI			
DIV. I ONLY			10- 22		.3125	243	4- 6		231		154		247		.418	233	17		16			
DIV. I NON-CONF.			5- 9		.35714	222	0- 0		224		167		229		.43235	220	15		15			
TOTALS		RPI 1-50		RPI 51-100			W-L RECORDS			RPI 101-158			RPI 159-999			RPI 150+						
10- 22		0- 5		0- 2			OVERALL			0- 11			10- 4			10- 4						
5- 8		0- 3		0- 0			HOME			0- 3			5- 2			5- 2						
4- 9		0- 2		0- 0			AWAY			0- 5			4- 2			4- 2						
1- 5		0- 0		0- 2			NEUTRAL			0- 3			1- 0			1- 0						
5- 9		0- 1		0- 2			NON-CONFERENCE			0- 5			5- 1			5- 1						
2- 2		0- 1		0- 0			HOME			0- 0			2- 1			2- 1						
2- 2		0- 0		0- 0			AWAY			0- 2			2- 0			2- 0						
1- 5		0- 0		0- 2			NEUTRAL			0- 3			1- 0			1- 0						
5- 13		0- 4		0- 0			CONFERENCE			0- 6			5- 3			5- 3						
3- 6		0- 2		0- 0			HOME			0- 3			3- 1			3- 1						
2- 7		0- 2		0- 0			AWAY			0- 3			2- 2			2- 2						
0- 0		0- 0		0- 0			NEUTRAL			0- 0			0- 0			0- 0						
RPI	S	Opponent			Score		RPI	S	Opponent			Score		RPI	S	Opponent			Score			
28	H	Western Ky.			0	3	79	N	San Francisco			0	3	101	A	UNI			0	3		
37	A	Wichita St.			0	3	80	N	Valparaiso			0	3	101	H	UNI			1	3		
37	H	Wichita St.			0	3							107	A	Illinois St.			2	3			
48	A	Missouri St.			1	3							107	H	Illinois St.			0	3			
48	H	Missouri St.			1	3							124	A	Creighton			0	3			
													124	H	Creighton			0	3			
													132	A	Portland St.			0	3			
													140	A	Indiana			1	3			
													141	N	Cal St. Fullerton			0	3			
													144	N	Oregon			2	3			
													150	N	Belmont			0	3			
																		269	H	Drake	3	1
																		281	A	Indiana St.	3	0
																		281	H	Indiana St.	3	0
																		296	N	Chicago St.	3	0
LAST 10 GAMES																						
224 H Southern Ill.						3	1	124 A Creighton						0	3							
107 A Illinois St.						2	3	269 A Drake						3	0							
182 H Bradley						1	3	37 H Wichita St.						0	3							
101 H UNI						1	3	48 H Missouri St.						1	3							
269 H Drake						3	1	281 A Indiana St.						3	0							

Non-Div. I Games:

Evansville

Average RPI Win:	270	WON-LOST RECORD	WINNING PCT. RANK	LAST 10 GAMES	STRENGTH OF SCHEDULE	OPP. STRENGTH OF SCHEDULE	TEAM RPI	ADJ RPI	CONF. RPI	ADJ CONF. RPI	
DIV. I ONLY	16- 17	.48485	164	3- 7	276	268	231	.41348	234	19	19
DIV. I NON-CONF.	11- 7	.61111	111	1- 1	282	290	219	.42882	226	21	21
<hr/>											
TOTALS	RPI 1-50	RPI 51-100		W-L RECORDS	RPI 101-158		RPI 159-999		RPI 150+		
16- 17	0- 0	0- 7		OVERALL	0- 1		16- 9		16- 9		
5- 5	0- 0	0- 3		HOME	0- 0		5- 2		5- 2		
7- 9	0- 0	0- 4		AWAY	0- 0		7- 5		7- 5		
4- 3	0- 0	0- 0		NEUTRAL	0- 1		4- 2		4- 2		
11- 7	0- 0	0- 1		NON-CONFERENCE	0- 1		11- 5		11- 5		
3- 0	0- 0	0- 0		HOME	0- 0		3- 0		3- 0		
4- 4	0- 0	0- 1		AWAY	0- 0		4- 3		4- 3		
4- 3	0- 0	0- 0		NEUTRAL	0- 1		4- 2		4- 2		
5- 10	0- 0	0- 6		CONFERENCE	0- 0		5- 4		5- 4		
2- 5	0- 0	0- 3		HOME	0- 0		2- 2		2- 2		
3- 5	0- 0	0- 3		AWAY	0- 0		3- 2		3- 2		
0- 0	0- 0	0- 0		NEUTRAL	0- 0		0- 0		0- 0		
RPI S	Opponent	Score	RPI S	Opponent	Score	RPI S	Opponent	Score	RPI S	Opponent	Score
			57 A	Winthrop	0 3	106 N	East Caro.	1 3	163 A	Navy	3 1
			57 H	Winthrop	0 3				169 N	Niagara	2 3
			98 A	Coastal Caro.	1 3				199 A	East Tenn. St.	0 3
			98 H	Coastal Caro.	0 3				210 A	Birmingham-So.	1 3
			99 A	UNC Asheville	0 3				210 A	Birmingham-So.	0 3
			99 H	UNC Asheville	1 3				210 H	Birmingham-So.	2 3
			100 A	Appalachian St.	0 3				212 A	Liberty	3 1
									212 H	Liberty	3 1
									223 A	Davidson	0 3
									245 A	Charleston So.	3 2
									245 H	Charleston So.	0 3
									247 A	N.C. A&T	1 3
									254 H	Elon	3 1
									268 N	Tennessee Tech	1 3
									271 N	Delaware St.	3 0
									274 A	Campbell	3 0
									289 A	Radford	3 1
									289 H	Radford	3 0
									293 H	Gardner-Webb	3 2
									293 N	Gardner-Webb	3 0
									295 N	Hartford	3 0
									297 H	UNC Greensboro	3 0
									309 N	Sacred Heart	3 1
									310 A	Providence	3 0
									317 A	Savannah St.	3 0
LAST 10 GAMES											
			210 A	Birmingham-So.	1 3	57 H	Winthrop	0 3			
			212 H	Liberty	3 1	274 A	Campbell	3 0			
			199 A	East Tenn. St.	0 3	245 H	Charleston So.	0 3			
			210 A	Birmingham-So.	0 3	98 H	Coastal Caro.	0 3			
			99 A	UNC Asheville	0 3	289 H	Radford	3 0			

Non-Div. I Games:

High Point

Average RPI Win:	255	WON-LOST	WINNING	LAST 10	STRENGTH OF	OPP. STRENGTH	TEAM	ADJ	CONF.	ADJ CONF.		
Average RPI Loss:	153	RECORD	PCT. RANK	GAMES	SCHEDULE	OF SCHEDULE	RPI	RPI	RPI	RPI		
DIV. I ONLY	7- 20	.25926	264	5- 5	105	251	235	.413	235	21	21	
DIV. I NON-CONF.	1- 12	.07692	303	0- 0	128	229	275	.37686	266	27	25	
<hr/>												
TOTALS	RPI 1-50	RPI 51-100		W-L RECORDS		RPI 101-158		RPI 159-999		RPI 150+		
7- 20	0- 1	0- 3		OVERALL		0- 7		7- 9		7- 10		
5- 7	0- 1	0- 1		HOME		0- 4		5- 1		5- 2		
2- 12	0- 0	0- 2		AWAY		0- 3		2- 7		2- 7		
0- 1	0- 0	0- 0		NEUTRAL		0- 0		0- 1		0- 1		
<hr/>												
1- 12	0- 1	0- 1		NON-CONFERENCE		0- 5		1- 5		1- 6		
1- 4	0- 1	0- 0		HOME		0- 3		1- 0		1- 1		
0- 7	0- 0	0- 1		AWAY		0- 2		0- 4		0- 4		
0- 1	0- 0	0- 0		NEUTRAL		0- 0		0- 1		0- 1		
<hr/>												
6- 8	0- 0	0- 2		CONFERENCE		0- 2		6- 4		6- 4		
4- 3	0- 0	0- 1		HOME		0- 1		4- 1		4- 1		
2- 5	0- 0	0- 1		AWAY		0- 1		2- 3		2- 3		
0- 0	0- 0	0- 0		NEUTRAL		0- 0		0- 0		0- 0		
<hr/>												
RPI S	Opponent	Score	RPI S	Opponent	Score	RPI S	Opponent	Score	RPI S	Opponent	Score	
44 H	Syracuse	0 3	56 A	Cornell	0 3	109 A	Binghamton	0 3	163 A	Navy	1 3	
			81 A	American	0 3	109 H	Binghamton	0 3	163 H	Navy	3 2	
			81 H	American	0 3	137 A	Army	0 3	169 A	Niagara	0 3	
						137 H	Army	0 3	181 A	Bucknell	1 3	
						142 H	Fordham	1 3	181 H	Bucknell	2 3	
						148 A	Siena	0 3	187 A	Buffalo	0 3	
						152 H	Princeton	0 3	236 A	Butler	1 3	
									243 N	La Salle	0 3	
									251 A	Lafayette	0 3	
									251 H	Lafayette	3 0	
									261 A	Canisius	1 3	
									264 A	Lehigh	3 0	
									264 H	Lehigh	3 0	
									265 A	Holy Cross	3 0	
									265 H	Holy Cross	3 1	
									310 H	Providence	3 1	
<hr/>												
LAST 10 GAMES												
181 H Bucknell						2	3	264 A Lehigh				3 0
81 H American						0	3	251 A Lafayette				0 3
181 A Bucknell						1	3	265 A Holy Cross				3 0
251 H Lafayette						3	0	137 A Army				0 3
264 H Lehigh						3	0	163 H Navy				3 2

Non-Div. I Games:

Colgate

Butler

Average RPI Win: 257		WON-LOST	WINNING	LAST 10	STRENGTH OF		OPP. STRENGTH	TEAM	ADJ	CONF.	ADJ CONF.
Average RPI Loss: 95		RECORD	PCT. RANK	GAMES	SCHEDULE		OF SCHEDULE	RPI	RPI	RPI	RPI
DIV. I ONLY		7- 23	.23333	279	0- 10		185	109	248	.41209	237
DIV. I NON-CONF.		6- 2	.75	56	0- 0		287	251	170	.48755	165
TOTALS		RPI 1-50	RPI 51-100		W-L RECORDS		RPI 101-158		RPI 159-999		RPI 150+
7- 23		0- 7	0- 6		OVERALL		0- 7		7- 3		7- 3
3- 12		0- 3	0- 3		HOME		0- 4		3- 2		3- 2
2- 10		0- 3	0- 3		AWAY		0- 3		2- 1		2- 1
2- 1		0- 1	0- 0		NEUTRAL		0- 0		2- 0		2- 0
6- 2		0- 1	0- 0		NON-CONFERENCE		0- 1		6- 0		6- 0
3- 1		0- 0	0- 0		HOME		0- 1		3- 0		3- 0
1- 0		0- 0	0- 0		AWAY		0- 0		1- 0		1- 0
2- 1		0- 1	0- 0		NEUTRAL		0- 0		2- 0		2- 0
1- 21		0- 6	0- 6		CONFERENCE		0- 6		1- 3		1- 3
0- 11		0- 3	0- 3		HOME		0- 3		0- 2		0- 2
1- 10		0- 3	0- 3		AWAY		0- 3		1- 1		1- 1
0- 0		0- 0	0- 0		NEUTRAL		0- 0		0- 0		0- 0
RPI S	Opponent	Score	RPI S	Opponent	Score	RPI S	Opponent	Score	RPI S	Opponent	Score
19 N	Texas	0 3	74 A	Virginia	0 3	105 A	Wake Forest	0 3	174 A	Clemson	1 3
25 A	Maryland	0 3	74 H	Virginia	0 3	105 H	Wake Forest	0 3	174 H	Clemson	2 3
25 H	Maryland	1 3	93 A	Miami (Fla.)	1 3	120 A	Florida St.	0 3	208 A	Boston College	3 1
32 A	Duke	0 3	93 H	Miami (Fla.)	1 3	120 H	Florida St.	0 3	208 H	Boston College	0 3
32 H	Duke	0 3	95 A	Georgia Tech	1 3	142 H	Fordham	1 3	214 A	Mississippi	3 0
46 A	North Carolina	0 3	95 H	Georgia Tech	1 3	146 A	Virginia Tech	0 3	231 N	Lipscomb	3 0
46 H	North Carolina	2 3				146 H	Virginia Tech	0 3	263 N	Lamar	3 1
									274 H	Campbell	3 0
									300 H	Citadel	3 0
									311 H	South Carolina St.	3 0
			LAST 10 GAMES								
			208 H	Boston College	0 3	25 H	Maryland	1 3			
			32 H	Duke	0 3	93 A	Miami (Fla.)	1 3			
			105 H	Wake Forest	0 3	120 A	Florida St.	0 3			
			46 A	North Carolina	0 3	174 A	Clemson	1 3			
			74 A	Virginia	0 3	95 A	Georgia Tech	1 3			

Non-Div. I Games:

North Carolina St.

Average RPI Win:	226	WON-LOST RECORD	WINNING PCT. RANK	LAST 10 GAMES	STRENGTH OF SCHEDULE	OPP. STRENGTH OF SCHEDULE	TEAM RPI	ADJ RPI	CONF. RPI	ADJ CONF. RPI		
DIV. I ONLY		7- 20	.25926	264	4- 6	167	149	241	.4113	238	20	20
DIV. I NON-CONF.		3- 12	.2	278	0- 0	145	101	237	.41683	235	19	19
<hr/>												
TOTALS	RPI 1-50	RPI 51-100		W-L RECORDS		RPI 101-158		RPI 159-999		RPI 150+		
7- 20	0- 4	0- 3		OVERALL		1- 5		6- 8		6- 8		
1- 10	0- 3	0- 0		HOME		0- 2		1- 5		1- 5		
4- 6	0- 1	0- 1		AWAY		0- 2		4- 2		4- 2		
2- 4	0- 0	0- 2		NEUTRAL		1- 1		1- 1		1- 1		
3- 12	0- 2	0- 3		NON-CONFERENCE		1- 3		2- 4		2- 4		
0- 5	0- 2	0- 0		HOME		0- 1		0- 2		0- 2		
1- 3	0- 0	0- 1		AWAY		0- 1		1- 1		1- 1		
2- 4	0- 0	0- 2		NEUTRAL		1- 1		1- 1		1- 1		
4- 8	0- 2	0- 0		CONFERENCE		0- 2		4- 4		4- 4		
1- 5	0- 1	0- 0		HOME		0- 1		1- 3		1- 3		
3- 3	0- 1	0- 0		AWAY		0- 1		3- 1		3- 1		
0- 0	0- 0	0- 0		NEUTRAL		0- 0		0- 0		0- 0		
RPI S	Opponent	Score	RPI S	Opponent	Score	RPI S	Opponent	Score	RPI S	Opponent	Score	
10 H	Stanford	0 3	63 N	Pittsburgh	0 3	109 A	Binghamton	2 3	165 N	Brown	3 0	
40 A	Albany (N.Y.)	0 3	79 N	San Francisco	0 3	109 H	Binghamton	1 3	170 H	Dartmouth	2 3	
40 H	Albany (N.Y.)	0 3	87 A	Marquette	1 3	114 A	Connecticut	0 3	190 A	Stony Brook	3 2	
47 H	Fla. Atlantic	0 3				116 N	Iowa	0 3	190 H	Stony Brook	1 3	
						134 N	Seton Hall	3 0	196 A	Maine	0 3	
						148 H	Siena	2 3	196 H	Maine	0 3	
									197 A	Delaware	2 3	
									208 H	Boston College	0 3	
									209 N	IUPUI	2 3	
									227 A	UMBC	3 1	
									227 H	UMBC	2 3	
									276 A	Harvard	3 2	
									295 A	Hartford	3 0	
									295 H	Hartford	3 0	
			LAST 10 GAMES									
			190 H	Stony Brook	1 3	295 A	Hartford	3 0				
			190 A	Stony Brook	3 2	40 A	Albany (N.Y.)	0 3				
			295 H	Hartford	3 0	196 H	Maine	0 3				
			227 H	UMBC	2 3	109 H	Binghamton	1 3				
			40 H	Albany (N.Y.)	0 3	227 A	UMBC	3 1				

Non-Div. I Games:

New Hampshire

Average RPI Win: 268		WON-LOST	WINNING	LAST 10	STRENGTH OF		OPP. STRENGTH	TEAM	ADJ	CONF.	ADJ CONF.
Average RPI Loss: 155		RECORD	PCT. RANK	GAMES	SCHEDULE		OF SCHEDULE	RPI	RPI	RPI	RPI
DIV. I ONLY		13- 17	.43333	190	257		255	233	.4109	239	23
DIV. I NON-CONF.		5- 5	.5	163	285		285	248	.40557	246	22
TOTALS		RPI 1-50	RPI 51-100		W-L RECORDS		RPI 101-158		RPI 159-999		RPI 150+
13- 17	0- 3	0- 2		OVERALL		0- 3		13- 9		13- 9	
6- 8	0- 1	0- 1		HOME		0- 2		6- 4		6- 4	
4- 8	0- 1	0- 1		AWAY		0- 1		4- 5		4- 5	
3- 1	0- 1	0- 0		NEUTRAL		0- 0		3- 0		3- 0	
5- 5	0- 0	0- 0		NON-CONFERENCE		0- 1		5- 4		5- 4	
2- 3	0- 0	0- 0		HOME		0- 1		2- 2		2- 2	
1- 2	0- 0	0- 0		AWAY		0- 0		1- 2		1- 2	
2- 0	0- 0	0- 0		NEUTRAL		0- 0		2- 0		2- 0	
8- 12	0- 3	0- 2		CONFERENCE		0- 2		8- 5		8- 5	
4- 5	0- 1	0- 1		HOME		0- 1		4- 2		4- 2	
3- 6	0- 1	0- 1		AWAY		0- 1		3- 3		3- 3	
1- 1	0- 1	0- 0		NEUTRAL		0- 0		1- 0		1- 0	
RPI S	Opponent	Score	RPI S	Opponent	Score	RPI S	Opponent	Score	RPI S	Opponent	Score
26 A	Col. of Charleston	0 3	100 A	Appalachian St.	0 3	106 H	East Caro.	0 3	164 A	Chattanooga	2 3
26 H	Col. of Charleston	0 3	100 H	Appalachian St.	0 3	139 A	Ga. Southern	0 3	192 A	Furman	3 1
26 N	Col. of Charleston	0 3				139 H	Ga. Southern	0 3	192 H	Furman	3 1
									199 A	East Tenn. St.	2 3
									199 H	East Tenn. St.	2 3
									221 A	Manhattan	0 3
									223 A	Davidson	0 3
									223 H	Davidson	1 3
									230 H	Mercer	1 3
									245 H	Charleston So.	3 0
									245 H	Charleston So.	3 0
									254 A	Elon	1 3
									254 H	Elon	3 1
									254 N	Elon	3 2
									255 H	Western Caro.	1 3
									289 A	Radford	3 1
									297 A	UNC Greensboro	3 1
									297 H	UNC Greensboro	3 0
									300 A	Citadel	3 1
									300 H	Citadel	3 1
									304 N	Quinnipiac	3 1
									315 N	Norfolk St.	3 0
LAST 10 GAMES											
26 N	Col. of Charleston	0 3	254 N	Elon	3 2						
164 A	Chattanooga	2 3	223 A	Davidson	0 3						
139 H	Ga. Southern	0 3	100 A	Appalachian St.	0 3						
230 H	Mercer	1 3	297 H	UNC Greensboro	3 0						
300 A	Citadel	3 1	254 H	Elon	3 1						

Non-Div. I Games:

Wofford

Rhode Island

Through Games Of Final 2005 RPI

Average RPI Win: 244		WON-LOST	WINNING	LAST 10	STRENGTH OF		OPP. STRENGTH	TEAM	ADJ	CONF.	ADJ CONF.
Average RPI Loss: 123		RECORD	PCT. RANK	GAMES	SCHEDULE		OF SCHEDULE	RPI	RPI	RPI	RPI
DIV. I ONLY		8- 20	.28571	252	2- 8		197	166	243	.40933	240
DIV. I NON-CONF.		6- 9	.4	206	1- 1		252	226	235	.4142	237
TOTALS		RPI 1-50	RPI 51-100		W-L RECORDS		RPI 101-158		RPI 159-999		RPI 150+
8- 20	0- 2	0- 6		OVERALL		1- 7		7- 5		7- 8	
2- 10	0- 2	0- 3		HOME		1- 4		1- 1		1- 3	
2- 7	0- 0	0- 3		AWAY		0- 3		2- 1		2- 2	
4- 3	0- 0	0- 0		NEUTRAL		0- 0		4- 3		4- 3	
6- 9	0- 2	0- 1		NON-CONFERENCE		0- 1		6- 5		6- 5	
0- 4	0- 2	0- 0		HOME		0- 1		0- 1		0- 1	
2- 2	0- 0	0- 1		AWAY		0- 0		2- 1		2- 1	
4- 3	0- 0	0- 0		NEUTRAL		0- 0		4- 3		4- 3	
2- 11	0- 0	0- 5		CONFERENCE		1- 6		1- 0		1- 3	
2- 6	0- 0	0- 3		HOME		1- 3		1- 0		1- 2	
0- 5	0- 0	0- 2		AWAY		0- 3		0- 0		0- 1	
0- 0	0- 0	0- 0		NEUTRAL		0- 0		0- 0		0- 0	
RPI S	Opponent	Score		RPI S	Opponent	Score		RPI S	Opponent	Score	
6 H	Arizona	0	3	54 A	Dayton	0	3	114 H	Connecticut	0	3
46 H	North Carolina	0	3	54 H	Dayton	0	3	122 A	St. Louis	1	3
				76 H	Temple	0	3	122 H	St. Louis	3	2
				83 A	Long Island	1	3	130 H	Charlotte	1	3
				92 A	Xavier	2	3	142 A	Fordham	0	3
				92 H	Xavier	1	3	153 A	Duquesne	1	3
								153 H	Duquesne	0	3
								155 H	George Washington	0	3
				LAST 10 GAMES							
				122 H	St. Louis	3	2	153 H	Duquesne	0	3
				122 A	St. Louis	1	3	314 N	Md.-East. Shore	3	1
				153 A	Duquesne	1	3	83 A	Long Island	1	3
				130 H	Charlotte	1	3	92 A	Xavier	2	3
				155 H	George Washington	0	3	54 A	Dayton	0	3

Non-Div. I Games:

Rhode Island

Average RPI Win: 227		WON-LOST RECORD	WINNING PCT. RANK	LAST 10 GAMES	STRENGTH OF SCHEDULE	OPP. STRENGTH OF SCHEDULE	TEAM RPI	ADJ RPI	CONF. RPI	ADJ CONF. RPI	
Average RPI Loss: 116											
DIV. I ONLY		4- 23	.14815 299	1- 9	92	128	245	.40843 241	6	6	
DIV. I NON-CONF.		3- 10	.23077 269	0- 1	124	249	233	.41231 240	8	8	
<hr/>											
TOTALS		RPI 1-50	RPI 51-100		W-L RECORDS		RPI 101-158		RPI 159-999		RPI 150+
4- 23		0- 5	0- 6		OVERALL		0- 6		4- 6		4- 6
4- 15		0- 4	0- 2		HOME		0- 4		4- 5		4- 5
0- 8		0- 1	0- 4		AWAY		0- 2		0- 1		0- 1
0- 0		0- 0	0- 0		NEUTRAL		0- 0		0- 0		0- 0
3- 10		0- 1	0- 2		NON-CONFERENCE		0- 2		3- 5		3- 5
3- 8		0- 1	0- 1		HOME		0- 2		3- 4		3- 4
0- 2		0- 0	0- 1		AWAY		0- 0		0- 1		0- 1
0- 0		0- 0	0- 0		NEUTRAL		0- 0		0- 0		0- 0
1- 13		0- 4	0- 4		CONFERENCE		0- 4		1- 1		1- 1
1- 7		0- 3	0- 1		HOME		0- 2		1- 1		1- 1
0- 6		0- 1	0- 3		AWAY		0- 2		0- 0		0- 0
0- 0		0- 0	0- 0		NEUTRAL		0- 0		0- 0		0- 0
RPI	S	Opponent	Score	RPI	S	Opponent	Score	RPI	S	Opponent	Score
5	H	Louisville	0 <div>3</div>	63	A	Pittsburgh	0 <div>3</div>	114	A	Connecticut	0 <div>3</div>
11	H	Notre Dame	0 <div>3</div>	66	A	St. John's (N.Y.)	0 <div>3</div>	128	H	Wis.-Milwaukee	0 <div>3</div>
38	H	Northwestern	0 <div>3</div>	80	H	Valparaiso	1 <div>3</div>	131	H	Rutgers	0 <div>3</div>
44	A	Syracuse	1 <div>3</div>	82	A	IPFW	0 <div>3</div>	134	H	Seton Hall	0 <div>3</div>
50	H	Cincinnati	0 <div>3</div>	87	A	Marquette	0 <div>3</div>	138	A	West Virginia	0 <div>3</div>
				94	H	Villanova	0 <div>3</div>	150	H	Belmont	2 <div>3</div>

Non-Div. I Games:

DePaul

Average RPI Win: 251		WON-LOST	WINNING	LAST 10	STRENGTH OF		OPP. STRENGTH	TEAM	ADJ	CONF.	ADJ CONF.
Average RPI Loss: 165		RECORD	PCT. RANK	GAMES	SCHEDULE		OF SCHEDULE	RPI	RPI	RPI	RPI
DIV. I ONLY		11- 16	.40741	197	246		247	236	.40824	242	25
DIV. I NON-CONF.		2- 6	.25	253	283		201	291	.35588	282	29
TOTALS		RPI 1-50	RPI 51-100		W-L RECORDS		RPI 101-158		RPI 159-999		RPI 150+
11- 16	0- 0	0- 2		OVERALL		1- 3		10- 11		11- 13	
8- 5	0- 0	0- 1		HOME		1- 0		7- 4		8- 4	
2- 8	0- 0	0- 1		AWAY		0- 1		2- 6		2- 7	
1- 3	0- 0	0- 0		NEUTRAL		0- 2		1- 1		1- 2	
2- 6	0- 0	0- 0		NON-CONFERENCE		0- 1		2- 5		2- 5	
1- 2	0- 0	0- 0		HOME		0- 0		1- 2		1- 2	
0- 2	0- 0	0- 0		AWAY		0- 0		0- 2		0- 2	
1- 2	0- 0	0- 0		NEUTRAL		0- 1		1- 1		1- 1	
9- 10	0- 0	0- 2		CONFERENCE		1- 2		8- 6		9- 8	
7- 3	0- 0	0- 1		HOME		1- 0		6- 2		7- 2	
2- 6	0- 0	0- 1		AWAY		0- 1		2- 4		2- 5	
0- 1	0- 0	0- 0		NEUTRAL		0- 1		0- 0		0- 1	
RPI S	Opponent	Score	RPI S	Opponent	Score	RPI S	Opponent	Score	RPI S	Opponent	Score
			64 A	Stephen F. Austin	0 3	110 N	Baylor	0 3	167 A	Texas St.	2 3
			64 H	Stephen F. Austin	0 3	158 A	UTSA	0 3	167 H	Texas St.	3 2
						158 H	UTSA	3 1	171 A	McNeese St.	1 3
						158 N	UTSA	2 3	171 H	McNeese St.	2 3
									176 A	Sam Houston St.	2 3
									176 H	Sam Houston St.	1 3
									177 H	North Texas	0 3
									193 A	Weber St.	2 3
									200 A	Louisiana Tech	2 3
									200 H	Louisiana Tech	2 3
									207 N	Utah Valley St.	1 3
									249 A	La.-Monroe	0 3
									249 H	La.-Monroe	3 0
									260 H	La.-Lafayette	3 0
									263 A	Lamar	3 2
									263 H	Lamar	3 1
									266 N	Air Force	3 1
									278 A	Texas-Arlington	3 0
									278 H	Texas-Arlington	3 0
									285 H	Southeastern La.	3 0
									299 H	Nicholls St.	3 1
LAST 10 GAMES											
			158 N	UTSA	2 3	167 H	Texas St.	3 2			
			285 H	Southeastern La.	3 0	158 H	UTSA	3 1			
			171 A	McNeese St.	1 3	176 A	Sam Houston St.	2 3			
			263 A	Lamar	3 2	278 A	Texas-Arlington	3 0			
			249 A	La.-Monroe	0 3	299 H	Nicholls St.	3 1			

Non-Div. I Games:

Northwestern St.

Average RPI Win: 248		WON-LOST	WINNING	LAST 10	STRENGTH OF		OPP. STRENGTH	TEAM	ADJ	CONF.	ADJ CONF.
Average RPI Loss: 153		RECORD	PCT. RANK	GAMES	SCHEDULE		OF SCHEDULE	RPI	RPI	RPI	RPI
DIV. I ONLY		11- 20	.35484	225	4- 6		212	234	238	.40608	243
DIV. I NON-CONF.		10- 8	.55556	138	3- 1		247	282	198	.43856	215
TOTALS		RPI 1-50	RPI 51-100		W-L RECORDS		RPI 101-158		RPI 159-999		RPI 150+
11- 20	0- 0	0- 6		OVERALL		1- 7		10- 7		11- 9	
7- 9	0- 0	0- 3		HOME		1- 4		6- 2		7- 3	
2- 10	0- 0	0- 3		AWAY		0- 3		2- 4		2- 5	
2- 1	0- 0	0- 0		NEUTRAL		0- 0		2- 1		2- 1	
10- 8	0- 0	0- 2		NON-CONFERENCE		0- 0		10- 6		10- 6	
6- 2	0- 0	0- 0		HOME		0- 0		6- 2		6- 2	
2- 5	0- 0	0- 2		AWAY		0- 0		2- 3		2- 3	
2- 1	0- 0	0- 0		NEUTRAL		0- 0		2- 1		2- 1	
1- 12	0- 0	0- 4		CONFERENCE		1- 7		0- 1		1- 3	
1- 7	0- 0	0- 3		HOME		1- 4		0- 0		1- 1	
0- 5	0- 0	0- 1		AWAY		0- 3		0- 1		0- 2	
0- 0	0- 0	0- 0		NEUTRAL		0- 0		0- 0		0- 0	
RPI S	Opponent	Score	RPI S	Opponent	Score	RPI S	Opponent	Score	RPI S	Opponent	Score
			54 H Dayton	0 3		122 H St. Louis	0 3		181 A Bucknell	3 2	
			56 A Cornell	0 3		130 A Charlotte	0 3		181 H Bucknell	1 3	
			76 A Temple	0 3		130 H Charlotte	1 3		197 A Delaware	0 3	
			76 H Temple	0 3		142 A Fordham	0 3		218 H St. Peter's	3 1	
			92 H Xavier	0 3		142 H Fordham	1 3		218 N St. Peter's	3 1	
			94 A Villanova	1 3		153 H Duquesne	0 3		227 A UMBC	2 3	
						155 A George Washington	0 3		235 N Colgate	3 0	
						155 H George Washington	3 0		236 N Butler	1 3	
									240 A Rhode Island	0 3	
									251 H Lafayette	3 0	
									264 A Lehigh	1 3	
									277 A Morgan St.	3 1	
									283 H Rider	3 1	
									290 H Loyola (Md.)	2 3	
									298 H Fairleigh Dickinson	3 0	
									298 H Fairleigh Dickinson	3 1	
									310 H Providence	3 2	
LAST 10 GAMES											
			142 H Fordham	1 3		76 H Temple	0 3				
			92 H Xavier	0 3		181 A Bucknell	3 2				
			54 H Dayton	0 3		155 H George Washington	3 0				
			277 A Morgan St.	3 1		130 H Charlotte	1 3				
			218 H St. Peter's	3 1		264 A Lehigh	1 3				

Non-Div. I Games:

La Salle

Average RPI Win: 265		WON-LOST RECORD		WINNING PCT. RANK		LAST 10 GAMES		STRENGTH OF SCHEDULE		OPP. STRENGTH OF SCHEDULE		TEAM RPI		ADJ RPI		CONF. RPI		ADJ CONF. RPI	
DIV. I ONLY		6- 19		.24 274		1- 9		177		195		252		.4039 244		12		12	
DIV. I NON-CONF.		6- 4		.6 114		1- 1		230		281		179		.47828 175		12		12	
TOTALS		RPI 1-50		RPI 51-100		W-L RECORDS		RPI 101-158		RPI 159-999		RPI 150+							
6- 19		0- 2		0- 4		OVERALL		0- 6		6- 7		6- 8							
1- 8		0- 1		0- 2		HOME		0- 2		1- 3		1- 3							
3- 8		0- 1		0- 1		AWAY		0- 2		3- 4		3- 4							
2- 3		0- 0		0- 1		NEUTRAL		0- 2		2- 0		2- 1							
6- 4		0- 0		0- 1		NON-CONFERENCE		0- 3		6- 0		6- 1							
1- 1		0- 0		0- 0		HOME		0- 1		1- 0		1- 0							
3- 1		0- 0		0- 0		AWAY		0- 1		3- 0		3- 0							
2- 2		0- 0		0- 1		NEUTRAL		0- 1		2- 0		2- 1							
0- 15		0- 2		0- 3		CONFERENCE		0- 3		0- 7		0- 7							
0- 7		0- 1		0- 2		HOME		0- 1		0- 3		0- 3							
0- 7		0- 1		0- 1		AWAY		0- 1		0- 4		0- 4							
0- 1		0- 0		0- 0		NEUTRAL		0- 1		0- 0		0- 0							
RPI	S	Opponent		Score	RPI	S	Opponent		Score	RPI	S	Opponent		Score					
42	A	Marshall		0 3	60	H	Houston		0 3	102	H	Florida A&M		0 3					
42	H	Marshall		0 3	72	A	UTEP		1 3	106	A	East Caro.		0 3					
					82	N	IPFW		1 3	106	H	East Caro.		0 3					
					84	H	Rice		1 3	106	N	East Caro.		0 3					
										111	A	Mississippi St.		0 3					
										151	N	North Fla.		1 3					

Non-Div. I Games:

Southern Miss.

Average RPI Win:	273	WON-LOST	WINNING	LAST 10	STRENGTH OF	OPP. STRENGTH	TEAM	ADJ	CONF.	ADJ CONF.	
Average RPI Loss:	146	RECORD	PCT. RANK	GAMES	SCHEDULE	OF SCHEDULE	RPI	RPI	RPI	RPI	
DIV. I ONLY	12- 18	.4	202	4- 6	265	256	246	.40206	245	19	19
DIV. I NON-CONF.	8- 7	.53333	151	2- 0	291	286	240	.41312	239	21	21
<hr/>											
TOTALS	RPI 1-50	RPI 51-100		W-L RECORDS	RPI 101-158		RPI 159-999		RPI 150+		
12- 18	0- 0	0- 9		OVERALL	0- 2		12- 7		12- 8		
5- 7	0- 0	0- 3		HOME	0- 0		5- 4		5- 4		
6- 8	0- 0	0- 4		AWAY	0- 1		6- 3		6- 4		
1- 3	0- 0	0- 2		NEUTRAL	0- 1		1- 0		1- 0		
<hr/>											
8- 7	0- 0	0- 2		NON-CONFERENCE	0- 2		8- 3		8- 4		
4- 1	0- 0	0- 0		HOME	0- 0		4- 1		4- 1		
3- 3	0- 0	0- 0		AWAY	0- 1		3- 2		3- 3		
1- 3	0- 0	0- 2		NEUTRAL	0- 1		1- 0		1- 0		
<hr/>											
4- 11	0- 0	0- 7		CONFERENCE	0- 0		4- 4		4- 4		
1- 6	0- 0	0- 3		HOME	0- 0		1- 3		1- 3		
3- 5	0- 0	0- 4		AWAY	0- 0		3- 1		3- 1		
0- 0	0- 0	0- 0		NEUTRAL	0- 0		0- 0		0- 0		
<hr/>											
RPI S	Opponent	Score	RPI S	Opponent	Score	RPI S	Opponent	Score	RPI S	Opponent	Score
			51 N	Eastern Mich.	0 3	106 N	East Caro.	1 3	210 A	Birmingham-So.	3 0
			57 A	Winthrop	0 3	151 A	North Fla.	1 3	210 H	Birmingham-So.	0 3
			57 H	Winthrop	0 3				211 N	Robert Morris	3 0
			73 N	Eastern Wash.	0 3				212 A	Liberty	1 3
			98 A	Coastal Caro.	0 3				212 H	Liberty	1 3
			98 A	Coastal Caro.	1 3				234 A	High Point	3 0
			98 H	Coastal Caro.	2 3				234 H	High Point	2 3
			99 A	UNC Asheville	1 3				239 A	Wofford	0 3
			99 H	UNC Asheville	2 3				239 A	Wofford	0 3
									267 H	Stetson	3 2
									272 H	South Ala.	3 2
									274 H	Campbell	3 1
									289 A	Radford	3 0
									289 H	Radford	3 2
									293 A	Gardner-Webb	3 0
									297 H	UNC Greensboro	1 3
									300 A	Citadel	3 1
									317 A	Savannah St.	3 0
									317 H	Savannah St.	3 0
<hr/>											
			LAST 10 GAMES								
			98 A	Coastal Caro.	0 3	98 H	Coastal Caro.	2 3			
			99 H	UNC Asheville	2 3	234 A	High Point	3 0			
			274 H	Campbell	3 1	57 A	Winthrop	0 3			
			289 A	Radford	3 0	317 H	Savannah St.	3 0			
			212 A	Liberty	1 3	210 H	Birmingham-So.	0 3			

Non-Div. I Games: Anderson (SC) 3 1 Francis Marion 3 1

Charleston So.

Average RPI Win: 279		WON-LOST RECORD		WINNING PCT. RANK		LAST 10 GAMES		STRENGTH OF SCHEDULE		OPP. STRENGTH OF SCHEDULE		TEAM RPI		ADJ RPI		CONF. RPI		ADJ CONF. RPI			
DIV. I ONLY		3- 24		.11111 307		0- 10		85		116		251		.40199 246		10		11			
DIV. I NON-CONF.		3- 7		.3 236		0- 0		133		185		214		.44153 210		10		10			
TOTALS		RPI 1-50		RPI 51-100		W-L RECORDS		RPI 101-158		RPI 159-999		RPI 150+									
3- 24		0- 5		0- 7		OVERALL		0- 5		3- 7		3- 7									
1- 9		0- 1		0- 3		HOME		0- 1		1- 4		1- 4									
0- 11		0- 3		0- 3		AWAY		0- 3		0- 2		0- 2									
2- 4		0- 1		0- 1		NEUTRAL		0- 1		2- 1		2- 1									
3- 7		0- 2		0- 2		NON-CONFERENCE		0- 1		3- 2		3- 2									
1- 1		0- 0		0- 1		HOME		0- 0		1- 0		1- 0									
0- 2		0- 1		0- 0		AWAY		0- 0		0- 1		0- 1									
2- 4		0- 1		0- 1		NEUTRAL		0- 1		2- 1		2- 1									
0- 17		0- 3		0- 5		CONFERENCE		0- 4		0- 5		0- 5									
0- 8		0- 1		0- 2		HOME		0- 1		0- 4		0- 4									
0- 9		0- 2		0- 3		AWAY		0- 3		0- 1		0- 1									
0- 0		0- 0		0- 0		NEUTRAL		0- 0		0- 0		0- 0									
RPI	S	Opponent		Score		RPI	S	Opponent		Score		RPI	S	Opponent		Score					
7	A	Tennessee		0	3	51	A	Eastern Mich.		1	3	103	A	Bowling Green		0	3				
12	A	Ohio		0	3	51	H	Eastern Mich.		0	3	110	N	Baylor		1	3				
26	N	Col. of Charleston		0	3	61	A	Western Mich.		0	3	119	A	Toledo		0	3				
49	A	Ball St.		0	3	61	H	Western Mich.		2	3	119	A	Toledo		0	3				
49	H	Ball St.		1	3	78	A	Miami (Ohio)		0	3	119	H	Toledo		1	3				
						80	N	Valparaiso		0	3					222	N	Western Ill.		0	3
						92	H	Xavier		1	3					228	A	Wis.-Green Bay		2	3
																273	H	Oakland		3	1
																273	N	Oakland		3	1
																292	N	North Dakota St.		3	1
LAST 10 GAMES																					
						119	A	Toledo		0	3	49	H	Ball St.		1	3				
						191	H	Akron		1	3	119	H	Toledo		1	3				
						119	A	Toledo		0	3	12	A	Ohio		0	3				
						49	A	Ball St.		0	3	51	A	Eastern Mich.		1	3				
						78	A	Miami (Ohio)		0	3	187	H	Buffalo		1	3				

Non-Div. I Games:

Central Mich.

[illegible]

Non-Div. I Games: **Lenoir-Rhyne**

N.C. A&T

RPI	S	Opponent	Score	
315	A	Norfolk St.	3	0
315	H	Norfolk St.	3	0
317	H	Savannah St.	3	0

N.C. A&T

N
.
C
.
A
&
T

N
.
C
.
A
&
T

Average RPI Win: 298		WON-LOST RECORD		WINNING PCT. RANK		LAST 10 GAMES		STRENGTH OF SCHEDULE		OPP. STRENGTH OF SCHEDULE		TEAM RPI		ADJ RPI		CONF. RPI		ADJ CONF. RPI	
Average RPI Loss: 174																			
DIV. I ONLY		18- 16		.52941 145		7- 3		285		302		240		.40055 248		33		33	
DIV. I NON-CONF.		2- 12		.14286 292		1- 1		162		256		273		.37231 271		33		33	
TOTALS		RPI 1-50		RPI 51-100		W-L RECORDS		RPI 101-158		RPI 159-999		RPI 150+							
18- 16		0- 0		0- 3		OVERALL		0- 5		18- 8		18- 10							
8- 2		0- 0		0- 0		HOME		0- 1		8- 1		8- 1							
7- 7		0- 0		0- 1		AWAY		0- 3		7- 3		7- 5							
3- 7		0- 0		0- 2		NEUTRAL		0- 1		3- 4		3- 4							
2- 12		0- 0		0- 3		NON-CONFERENCE		0- 5		2- 4		2- 6							
1- 2		0- 0		0- 0		HOME		0- 1		1- 1		1- 1							
1- 5		0- 0		0- 1		AWAY		0- 3		1- 1		1- 3							
0- 5		0- 0		0- 2		NEUTRAL		0- 1		0- 2		0- 2							
16- 4		0- 0		0- 0		CONFERENCE		0- 0		16- 4		16- 4							
7- 0		0- 0		0- 0		HOME		0- 0		7- 0		7- 0							
6- 2		0- 0		0- 0		AWAY		0- 0		6- 2		6- 2							
3- 2		0- 0		0- 0		NEUTRAL		0- 0		3- 2		3- 2							
RPI S	Opponent	Score		RPI S	Opponent	Score		RPI S	Opponent	Score		RPI S	Opponent	Score					
57 N	Winthrop	0 3		123 A	Georgia	0 3		188 N	Alabama A&M	1 3									
64 N	Stephen F. Austin	0 3		132 H	Portland St.	0 3		188 N	Alabama A&M	1 3									
77 A	Tulsa	0 3		139 N	Ga. Southern	0 3		200 A	Louisiana Tech	1 3									
				156 A	TCU	0 3		217 A	Mississippi Val.	0 3									
				157 A	Auburn	0 3		217 N	Mississippi Val.	3 1									
								249 N	La.-Monroe	0 3									
								260 N	La.-Lafayette	0 3									
								282 A	Jackson St.	2 3									
								282 H	Jackson St.	3 0									
								291 A	Prairie View	3 0									
								291 A	Prairie View	3 1									
								291 H	Prairie View	3 2									
								291 N	Prairie View	3 1									
								301 A	Centenary (La.)	3 0									
								301 H	Centenary (La.)	3 2									
								301 H	Centenary (La.)	1 3									
								303 N	Alabama St.	3 0									
								307 A	Ark.-Pine Bluff	3 0									
								307 H	Ark.-Pine Bluff	3 1									
								308 A	Southern U.	3 0									
								308 H	Southern U.	3 0									
								313 A	Texas Southern	3 1									
								313 H	Texas Southern	3 0									
								313 H	Texas Southern	3 0									
								316 A	Alcorn St.	3 1									
								316 H	Alcorn St.	3 1									
LAST 10 GAMES				LAST 10 GAMES				LAST 10 GAMES											
188 N	Alabama A&M	1 3		291 N	Prairie View	3 1		313 A	Texas Southern	3 1									
249 N	La.-Monroe	0 3		188 N	Alabama A&M	1 3		313 H	Texas Southern	3 0									
301 A	Centenary (La.)	3 0		217 N	Mississippi Val.	3 1		316 A	Alcorn St.	3 1									
313 H	Texas Southern	3 0		303 N	Alabama St.	3 0		316 H	Alcorn St.	3 1									
313 H	Texas Southern	3 0		291 A	Prairie View	3 0													

Non-Div. I Games:

Grambling

Average RPI Win: 277		WON-LOST	WINNING	LAST 10	STRENGTH OF		OPP. STRENGTH	TEAM	ADJ	CONF.	ADJ CONF.
Average RPI Loss: 163		RECORD	PCT. RANK	GAMES	SCHEDULE		OF SCHEDULE	RPI	RPI	RPI	RPI
DIV. I ONLY		14- 16	.46667	175	7- 3		279	282	242	.40051	249
DIV. I NON-CONF.		6- 5	.54545	145	2- 0		304	303	266	.39186	261
TOTALS		RPI 1-50	RPI 51-100		W-L RECORDS		RPI 101-158		RPI 159-999		RPI 150+
14- 16	0- 0	0- 2		OVERALL		0- 4		14- 10		14- 12	
7- 4	0- 0	0- 1		HOME		0- 1		7- 2		7- 3	
4- 9	0- 0	0- 1		AWAY		0- 1		4- 7		4- 8	
3- 3	0- 0	0- 0		NEUTRAL		0- 2		3- 1		3- 1	
6- 5	0- 0	0- 0		NON-CONFERENCE		0- 2		6- 3		6- 3	
1- 0	0- 0	0- 0		HOME		0- 0		1- 0		1- 0	
2- 3	0- 0	0- 0		AWAY		0- 0		2- 3		2- 3	
3- 2	0- 0	0- 0		NEUTRAL		0- 2		3- 0		3- 0	
8- 11	0- 0	0- 2		CONFERENCE		0- 2		8- 7		8- 9	
6- 4	0- 0	0- 1		HOME		0- 1		6- 2		6- 3	
2- 6	0- 0	0- 1		AWAY		0- 1		2- 4		2- 5	
0- 1	0- 0	0- 0		NEUTRAL		0- 0		0- 1		0- 1	
RPI S	Opponent	Score	RPI S	Opponent	Score	RPI S	Opponent	Score	RPI S	Opponent	Score
			64 A	Stephen F. Austin	0 3	115 N	Tennessee St.	0 3	167 A	Texas St.	0 3
			64 H	Stephen F. Austin	0 3	139 N	Ga. Southern	1 3	167 H	Texas St.	3 2
						158 A	UTSA	1 3	171 A	McNeese St.	0 3
						158 H	UTSA	2 3	171 H	McNeese St.	0 3
									176 A	Sam Houston St.	1 3
									176 H	Sam Houston St.	1 3
									176 N	Sam Houston St.	1 3
									178 A	UAB	2 3
									214 A	Mississippi	0 3
									232 A	Troy	0 3
									242 A	Northwestern St.	0 3
									242 H	Northwestern St.	3 0
									248 N	Grambling	3 0
									263 A	Lamar	3 1
									263 H	Lamar	3 2
									278 A	Texas-Arlington	3 2
									278 H	Texas-Arlington	3 1
									285 H	Southeastern La.	3 0
									299 H	Nicholls St.	3 2
									301 A	Centenary (La.)	3 0
									303 N	Alabama St.	3 0
									316 A	Alcorn St.	3 0
									316 H	Alcorn St.	3 0
									317 N	Savannah St.	3 0
LAST 10 GAMES			176 N	Sam Houston St.	1 3	158 H	UTSA	2 3			
			301 A	Centenary (La.)	3 0	167 H	Texas St.	3 2			
			285 H	Southeastern La.	3 0	64 A	Stephen F. Austin	0 3			
			299 H	Nicholls St.	3 2	278 A	Texas-Arlington	3 2			
			263 A	Lamar	3 1	248 N	Grambling	3 0			

Non-Div. I Games: Ark.-Monticello 3 0

La.-Monroe

Average RPI Win: 270		WON-LOST RECORD		WINNING PCT. RANK		LAST 10 GAMES		STRENGTH OF SCHEDULE		OPP. STRENGTH OF SCHEDULE		TEAM RPI		ADJ RPI		CONF. RPI		ADJ CONF. RPI	
DIV. I ONLY		8- 20		.28571 252		5- 5		205		206		253		.39788 250		28		28	
DIV. I NON-CONF.		2- 12		.14286 292		0- 1		116		108		243		.4138 238		26		26	
TOTALS		RPI 1-50		RPI 51-100		W-L RECORDS		RPI 101-158		RPI 159-999		RPI 150+							
8- 20		0- 4		0- 5		OVERALL		0- 4		8- 7		8- 7							
3- 6		0- 1		0- 1		HOME		0- 1		3- 3		3- 3							
4- 11		0- 2		0- 3		AWAY		0- 3		4- 3		4- 3							
1- 3		0- 1		0- 1		NEUTRAL		0- 0		1- 1		1- 1							
2- 12		0- 4		0- 3		NON-CONFERENCE		0- 2		2- 3		2- 3							
0- 2		0- 1		0- 0		HOME		0- 0		0- 1		0- 1							
1- 7		0- 2		0- 2		AWAY		0- 2		1- 1		1- 1							
1- 3		0- 1		0- 1		NEUTRAL		0- 0		1- 1		1- 1							
6- 8		0- 0		0- 2		CONFERENCE		0- 2		6- 4		6- 4							
3- 4		0- 0		0- 1		HOME		0- 1		3- 2		3- 2							
3- 4		0- 0		0- 1		AWAY		0- 1		3- 2		3- 2							
0- 0		0- 0		0- 0		NEUTRAL		0- 0		0- 0		0- 0							
RPI S	Opponent	Score		RPI S	Opponent	Score		RPI S	Opponent	Score		RPI S	Opponent	Score					
8 A	Missouri	0	3	65 A	Kansas	0	3	127 A	Oral Roberts	0	3	209 A	IUPUI	1	3				
37 A	Wichita St.	0	3	72 N	UTEP	0	3	127 H	Oral Roberts	1	3	209 H	IUPUI	3	2				
39 N	Alabama	0	3	77 A	Tulsa	0	3	136 A	UC Irvine	1	3	212 N	Arkansas St.	0	3				
48 H	Missouri St.	0	3	80 A	Valparaiso	0	3	141 A	Cal St. Fullerton	2	3	222 A	Western Ill.	0	3				
				80 H	Valparaiso	0	3					222 H	Western Ill.	0	3				
												224 A	Southern Ill.	3	2				
												225 H	South Dakota St.	0	3				
												259 N	Marist	3	0				
												269 A	Drake	0	3				
												273 A	Oakland	3	2				
												273 H	Oakland	1	3				
												296 A	Chicago St.	3	0				
												296 H	Chicago St.	3	1				
												301 A	Centenary (La.)	3	2				
												301 H	Centenary (La.)	3	0				
				LAST 10 GAMES															
				209 A	IUPUI	1	3	296 A	Chicago St.	3	0								
				80 A	Valparaiso	0	3	222 H	Western Ill.	0	3								
				273 A	Oakland	3	2	301 H	Centenary (La.)	3	0								
				296 H	Chicago St.	3	1	127 H	Oral Roberts	1	3								
				209 H	IUPUI	3	2	269 A	Drake	0	3								

Non-Div. I Games:

UMKC

Lafayette

Through Games Of Final 2005 RPI

Average RPI Win:	287	WON-LOST RECORD	WINNING PCT. RANK	LAST 10 GAMES	STRENGTH OF SCHEDULE	OPP. STRENGTH OF SCHEDULE	TEAM RPI	ADJ RPI	CONF. RPI	ADJ CONF. RPI	
Average RPI Loss:	179										
DIV. I ONLY	16- 14	.53333	136	5- 5	300	285	244	.39782	251	21	21
DIV. I NON-CONF.	11- 5	.6875	80	2- 1	312	307	254	.39719	257	27	25
<hr/>											
TOTALS	RPI 1-50	RPI 51-100		W-L RECORDS	RPI 101-158		RPI 159-999		RPI 150+		
16- 14	0- 0	0- 2		OVERALL	0- 2		16- 10		16- 10		
11- 5	0- 0	0- 1		HOME	0- 1		11- 3		11- 3		
3- 7	0- 0	0- 1		AWAY	0- 1		3- 5		3- 5		
2- 2	0- 0	0- 0		NEUTRAL	0- 0		2- 2		2- 2		
<hr/>											
11- 5	0- 0	0- 0		NON-CONFERENCE	0- 0		11- 5		11- 5		
8- 1	0- 0	0- 0		HOME	0- 0		8- 1		8- 1		
1- 2	0- 0	0- 0		AWAY	0- 0		1- 2		1- 2		
2- 2	0- 0	0- 0		NEUTRAL	0- 0		2- 2		2- 2		
<hr/>											
5- 9	0- 0	0- 2		CONFERENCE	0- 2		5- 5		5- 5		
3- 4	0- 0	0- 1		HOME	0- 1		3- 2		3- 2		
2- 5	0- 0	0- 1		AWAY	0- 1		2- 3		2- 3		
0- 0	0- 0	0- 0		NEUTRAL	0- 0		0- 0		0- 0		
<hr/>											
RPI S	Opponent	Score	RPI S	Opponent	Score	RPI S	Opponent	Score	RPI S	Opponent	Score
			81 A American	1	3	137 A Army	1	3	163 A Navy	2	3
			81 H American	0	3	137 H Army	2	3	163 H Navy	1	3
									170 N Dartmouth	2	3
									181 A Bucknell	0	3
									181 H Bucknell	0	3
									190 N Stony Brook	0	3
									235 A Colgate	0	3
									235 H Colgate	3	0
									243 A La Salle	0	3
									259 A Marist	0	3
									264 A Lehigh	3	2
									264 H Lehigh	3	0
									265 A Holy Cross	3	0
									265 H Holy Cross	3	0
									277 H Morgan St.	3	0
									283 H Rider	3	2
									290 H Loyola (Md.)	2	3
									295 H Hartford	3	1
									298 H Fairleigh Dickinson	3	2
									298 N Fairleigh Dickinson	3	1
									302 H Wagner	3	1
									304 H Quinnipiac	3	0
									309 H Sacred Heart	3	0
									310 H Providence	3	0
									310 N Providence	3	0
									312 A St. Francis (N.Y.)	3	0
<hr/>											
			LAST 10 GAMES								
			264 H Lehigh	3	0	181 H Bucknell	0	3			
			265 A Holy Cross	3	0	235 H Colgate	3	0			
			137 A Army	1	3	302 H Wagner	3	1			
			290 H Loyola (Md.)	2	3	163 H Navy	1	3			
			310 H Providence	3	0	81 H American	0	3			

Non-Div. I Games:

Lafayette

[illegible]

Non-Div. I Games:

Austin Peay

Average RPI Win:		193	WON-LOST RECORD		WINNING PCT. RANK		LAST 10 GAMES		STRENGTH OF SCHEDULE		OPP. STRENGTH OF SCHEDULE		TEAM RPI		ADJ RPI		CONF. RPI		ADJ CONF. RPI				
DIV. I ONLY			4- 19		.17391 293		2- 8		173		129		256		.39023 253		14		14				
DIV. I NON-CONF.			1- 8		.11111 297		0- 0		237		98		290		.35758 280		14		14				
TOTALS		RPI 1-50		RPI 51-100		W-L RECORDS		RPI 101-158		RPI 159-999		RPI 150+											
4- 19		0- 2		0- 4		OVERALL		0- 8		4- 5		4- 6											
2- 8		0- 1		0- 2		HOME		0- 3		2- 2		2- 2											
1- 8		0- 1		0- 1		AWAY		0- 4		1- 2		1- 2											
1- 3		0- 0		0- 1		NEUTRAL		0- 1		1- 1		1- 2											
1- 8		0- 0		0- 2		NON-CONFERENCE		0- 4		1- 2		1- 3											
0- 3		0- 0		0- 1		HOME		0- 1		0- 1		0- 1											
0- 2		0- 0		0- 0		AWAY		0- 2		0- 0		0- 0											
1- 3		0- 0		0- 1		NEUTRAL		0- 1		1- 1		1- 2											
3- 11		0- 2		0- 2		CONFERENCE		0- 4		3- 3		3- 3											
2- 5		0- 1		0- 1		HOME		0- 2		2- 1		2- 1											
1- 6		0- 1		0- 1		AWAY		0- 2		1- 2		1- 2											
0- 0		0- 0		0- 0		NEUTRAL		0- 0		0- 0		0- 0											
RPI	S	Opponent		Score		RPI	S	Opponent		Score		RPI	S	Opponent		Score							
31	A	Sacramento St.		0	3	72	H	UTEP		1	3	110	H	Baylor		1	3	167	N	Texas St.		3	2
31	H	Sacramento St.		0	3	73	A	Eastern Wash.		0	3	126	A	Montana St.		0	3	193	A	Weber St.		3	2
						73	H	Eastern Wash.		1	3	126	H	Montana St.		0	3	193	H	Weber St.		2	3
						94	N	Villanova		0	3	129	A	New Mexico		0	3	198	A	Montana		1	3
												132	A	Portland St.		0	3	198	H	Montana		3	0
												132	H	Portland St.		0	3	205	H	Gonzaga		2	3
												143	A	Arizona St.		0	3	215	A	Idaho St.		2	3
												157	N	Auburn		0	3	215	H	Idaho St.		3	0
																		263	N	Lamar		1	3
LAST 10 GAMES																							
						31	A	Sacramento St.		0	3	215	A	Idaho St.		2	3						
						126	A	Montana St.		0	3	193	A	Weber St.		3	2						
						31	H	Sacramento St.		0	3	73	H	Eastern Wash.		1	3						
						193	H	Weber St.		2	3	132	H	Portland St.		0	3						
						215	H	Idaho St.		3	0	198	A	Montana		1	3						

Non-Div. I Games:

Northern Ariz.

Average RPI Win: 252		WON-LOST RECORD		WINNING PCT. RANK		LAST 10 GAMES		STRENGTH OF SCHEDULE		OPP. STRENGTH OF SCHEDULE		TEAM RPI		ADJ RPI		CONF. RPI		ADJ CONF. RPI	
DIV. I ONLY		9- 23		.28125 256		3- 7		192		236		249		.38969 254		23		23	
DIV. I NON-CONF.		3- 10		.23077 269		1- 0		120		220		227		.42197 230		22		22	
TOTALS		RPI 1-50		RPI 51-100		W-L RECORDS		RPI 101-158		RPI 159-999		RPI 150+							
9- 23		0- 1		0- 6		OVERALL		1- 4		8- 12		8- 12							
4- 7		0- 1		0- 1		HOME		0- 2		4- 3		4- 3							
3- 11		0- 0		0- 4		AWAY		0- 1		3- 6		3- 6							
2- 5		0- 0		0- 1		NEUTRAL		1- 1		1- 3		1- 3							
3- 10		0- 0		0- 4		NON-CONFERENCE		1- 2		2- 4		2- 4							
1- 1		0- 0		0- 0		HOME		0- 1		1- 0		1- 0							
0- 5		0- 0		0- 3		AWAY		0- 0		0- 2		0- 2							
2- 4		0- 0		0- 1		NEUTRAL		1- 1		1- 2		1- 2							
6- 13		0- 1		0- 2		CONFERENCE		0- 2		6- 8		6- 8							
3- 6		0- 1		0- 1		HOME		0- 1		3- 3		3- 3							
3- 6		0- 0		0- 1		AWAY		0- 1		3- 4		3- 4							
0- 1		0- 0		0- 0		NEUTRAL		0- 0		0- 1		0- 1							
RPI	S	Opponent		Score		RPI	S	Opponent		Score		RPI	S	Opponent		Score			
26	H	Col. of Charleston		0 3		57	A	Winthrop		0 3		109	N	Binghamton		3 2			
						66	N	St. John's (N.Y.)		1 3		130	H	Charlotte		0 3			
						86	A	William & Mary		1 3		138	N	West Virginia		0 3			
						99	A	UNC Asheville		0 3		139	A	Ga. Southern		1 3			
						100	A	Appalachian St.		0 3		139	H	Ga. Southern		0 3			
						100	H	Appalachian St.		0 3									
																	</		

Non-Div. I Games:

Elon

Average RPI Win: 262		WON-LOST RECORD		WINNING PCT. RANK		LAST 10 GAMES		STRENGTH OF SCHEDULE		OPP. STRENGTH OF SCHEDULE		TEAM RPI		ADJ RPI		CONF. RPI		ADJ CONF. RPI	
DIV. I ONLY		9- 25		.26471 263		3- 7		189		230		254		.38668 255		23		23	
DIV. I NON-CONF.		1- 13		.07143 304		0- 2		136		223		279		.36984 275		22		22	
TOTALS		RPI 1-50		RPI 51-100		W-L RECORDS		RPI 101-158		RPI 159-999		RPI 150+							
9- 25		0- 2		0- 7		OVERALL		0- 4		9- 12		9- 12							
4- 8		0- 1		0- 2		HOME		0- 1		4- 4		4- 4							
4- 9		0- 1		0- 2		AWAY		0- 1		4- 5		4- 5							
1- 8		0- 0		0- 3		NEUTRAL		0- 2		1- 3		1- 3							
1- 13		0- 0		0- 4		NON-CONFERENCE		0- 2		1- 7		1- 7							
0- 3		0- 0		0- 1		HOME		0- 0		0- 2		0- 2							
1- 3		0- 0		0- 1		AWAY		0- 0		1- 2		1- 2							
0- 7		0- 0		0- 2		NEUTRAL		0- 2		0- 3		0- 3							
8- 12		0- 2		0- 3		CONFERENCE		0- 2		8- 5		8- 5							
4- 5		0- 1		0- 1		HOME		0- 1		4- 2		4- 2							
3- 6		0- 1		0- 1		AWAY		0- 1		3- 3		3- 3							
1- 1		0- 0		0- 1		NEUTRAL		0- 0		1- 0		1- 0							
RPI	S	Opponent		Score	RPI	S	Opponent		Score	RPI	S	Opponent		Score					
26	A	Col. of Charleston		0 3	62	N	Kentucky		0 3	114	N	Connecticut		0 3					
26	H	Col. of Charleston		0 3	72	N	UTEP		0 3	115	N	Tennessee St.		0 3					
					99	A	UNC Asheville		0 3	139	A	Ga. Southern		2 3					
					99	H	UNC Asheville		0 3	139	H	Ga. Southern		0 3					
					100	A	Appalachian St.		0 3										
					100	H	Appalachian St.		0 3										
					100	N	Appalachian St.		2 3										
					LAST 10 GAMES														
					100	N	Appalachian St.		2 3	297	N	UNC Greensboro		3 0					
					139	A	Ga. Southern		2 3	297	A	UNC Greensboro		3 1					
					300	H	Citadel		3 2	254	A	Elon		1 3					
					26	H	Col. of Charleston		0 3	99	H	UNC Asheville		0 3					
					223	A	Davidson		2 3	199	H	East Tenn. St.		0 3					

Non-Div. I Games:

Western Caro.

Average RPI Win:	275	WON-LOST RECORD	WINNING PCT. RANK	LAST 10 GAMES	STRENGTH OF SCHEDULE	OPP. STRENGTH OF SCHEDULE	TEAM RPI	ADJ RPI	CONF. RPI	ADJ CONF. RPI		
Average RPI Loss:	137											
DIV. I ONLY		5- 23	.17857	292	2- 8	169	204	265	.38319	256	18	18
DIV. I NON-CONF.		4- 6	.4	206	1- 1	138	252	193	.46974	186	17	17
<hr/>												
TOTALS	RPI 1-50	RPI 51-100		W-L RECORDS		RPI 101-158		RPI 159-999		RPI 150+		
5- 23	0- 0	0- 10		OVERALL		0- 3		5- 10		5- 10		
4- 11	0- 0	0- 5		HOME		0- 2		4- 4		4- 4		
1- 10	0- 0	0- 4		AWAY		0- 1		1- 5		1- 5		
0- 2	0- 0	0- 1		NEUTRAL		0- 0		0- 1		0- 1		
4- 6	0- 0	0- 4		NON-CONFERENCE		0- 1		4- 1		4- 1		
3- 3	0- 0	0- 2		HOME		0- 1		3- 0		3- 0		
1- 1	0- 0	0- 1		AWAY		0- 0		1- 0		1- 0		
0- 2	0- 0	0- 1		NEUTRAL		0- 0		0- 1		0- 1		
1- 17	0- 0	0- 6		CONFERENCE		0- 2		1- 9		1- 9		
1- 8	0- 0	0- 3		HOME		0- 1		1- 4		1- 4		
0- 9	0- 0	0- 3		AWAY		0- 1		0- 5		0- 5		
0- 0	0- 0	0- 0		NEUTRAL		0- 0		0- 0		0- 0		
RPI S	Opponent	Score	RPI S	Opponent	Score	RPI S	Opponent	Score	RPI S	Opponent	Score	
			75 A	Hofstra	0 3	106 H	East Caro.	0 3	160 A	James Madison	1 3	
			75 H	Hofstra	0 3	113 A	Va. Commonwealth	0 3	160 H	James Madison	0 3	
			85 A	Towson	0 3	113 H	Va. Commonwealth	0 3	164 N	Chattanooga	0 3	
			85 H	Towson	1 3				184 A	Northeastern	0 3	
			86 A	William & Mary	1 3				184 H	Northeastern	0 3	
			86 H	William & Mary	0 3				197 A	Delaware	0 3	
			92 H	Xavier	0 3				197 H	Delaware	0 3	
			98 A	Coastal Caro.	0 3				206 A	Georgia St.	0 3	
			98 H	Coastal Caro.	1 3				206 H	Georgia St.	1 3	
			99 N	UNC Asheville	1 3				247 A	N.C. A&T	3 2	
									266 H	Air Force	3 2	
									274 H	Campbell	3 0	
									275 A	George Mason	0 3	
									275 H	George Mason	3 2	
									311 H	South Carolina St.	3 0	
LAST 10 GAMES												
			86 A	William & Mary	1 3	113 A	Va. Commonwealth	0 3				
			274 H	Campbell	3 0	206 H	Georgia St.	1 3				
			75 A	Hofstra	0 3	98 A	Coastal Caro.	0 3				
			184 A	Northeastern	0 3	160 H	James Madison	0 3				
			85 H	Towson	1 3	275 H	George Mason	3 2				

Non-Div. I Games:

UNC Wilmington

Average RPI Win:	216	WON-LOST RECORD	WINNING PCT. RANK	LAST 10 GAMES	STRENGTH OF SCHEDULE	OPP. STRENGTH OF SCHEDULE	TEAM RPI	ADJ RPI	CONF. RPI	ADJ CONF. RPI	
Average RPI Loss:	115										
DIV. I ONLY	4- 27	.12903	304	1- 9	162	114	267	.38244	257	29	29
DIV. I NON-CONF.	4- 27	.12903	294	1- 9	153	104	261	.38244	265	28	29
<hr/>											
TOTALS	RPI 1-50	RPI 51-100		W-L RECORDS	RPI 101-158		RPI 159-999		RPI 150+		
4- 27	0- 6	0- 6		OVERALL	0- 10		4- 5		4- 5		
3- 10	0- 2	0- 3		HOME	0- 5		3- 0		3- 0		
1- 13	0- 4	0- 3		AWAY	0- 4		1- 2		1- 2		
0- 4	0- 0	0- 0		NEUTRAL	0- 1		0- 3		0- 3		
4- 27	0- 6	0- 6		NON-CONFERENCE	0- 10		4- 5		4- 5		
3- 10	0- 2	0- 3		HOME	0- 5		3- 0		3- 0		
1- 13	0- 4	0- 3		AWAY	0- 4		1- 2		1- 2		
0- 4	0- 0	0- 0		NEUTRAL	0- 1		0- 3		0- 3		
0- 0	0- 0	0- 0		CONFERENCE	0- 0		0- 0		0- 0		
0- 0	0- 0	0- 0		HOME	0- 0		0- 0		0- 0		
0- 0	0- 0	0- 0		AWAY	0- 0		0- 0		0- 0		
0- 0	0- 0	0- 0		NEUTRAL	0- 0		0- 0		0- 0		
RPI S	Opponent	Score		RPI S	Opponent	Score		RPI S	Opponent	Score	
24 A	Long Beach St.	0	3	67 A	Nevada	0	3	119 H	Toledo	0	3
24 H	Long Beach St.	0	3	79 H	San Francisco	2	3	126 A	Montana St.	0	3
29 A	California	0	3	89 A	Cal Poly	0	3	129 N	New Mexico	0	3
31 A	Sacramento St.	0	3	89 H	Cal Poly	1	3	133 A	UC Riverside	1	3
34 A	UC Santa Barb.	0	3	90 A	Pacific	0	3	133 H	UC Riverside	0	3
34 H	UC Santa Barb.	1	3	90 H	Pacific	0	3	136 A	UC Irvine	0	3
								136 H	UC Irvine	0	3
								141 A	Cal St. Fullerton	0	3
								141 H	Cal St. Fullerton	1	3
								149 H	San Jose St.	1	3
<hr/>											
LAST 10 GAMES											
79 H	San Francisco	2	3	89 A	Cal Poly	0	3	34 A	UC Santa Barb.	0	3
229 H	Cal St. Northridge	3	1	67 A	Nevada	0	3	89 H	Cal Poly	1	3
141 A	Cal St. Fullerton	0	3	90 H	Pacific	0	3				
133 A	UC Riverside	1	3								
24 H	Long Beach St.	0	3								

Non-Div. I Games:

UC Davis

Average RPI Win:		280	WON-LOST RECORD		WINNING PCT. RANK		LAST 10 GAMES		STRENGTH OF SCHEDULE		OPP. STRENGTH OF SCHEDULE		TEAM RPI		ADJ RPI		CONF. RPI		ADJ CONF. RPI	
DIV. I ONLY		12- 15	.44444		188	4- 5		297		269		257		.37938		258	30		30	
DIV. I NON-CONF.		9- 10	.47368		178	2- 2		278		262		245		.40187		251	30		31	
TOTALS		RPI 1-50		RPI 51-100		W-L RECORDS		RPI 101-158		RPI 159-999		RPI 150+								
12- 15		0- 1		0- 2		OVERALL		0- 2		12- 10		12- 11								
2- 5		0- 0		0- 0		HOME		0- 2		2- 3		2- 4								
4- 4		0- 0		0- 1		AWAY		0- 0		4- 3		4- 3								
6- 6		0- 1		0- 1		NEUTRAL		0- 0		6- 4		6- 4								
9- 10		0- 1		0- 1		NON-CONFERENCE		0- 2		9- 6		9- 7								
1- 4		0- 0		0- 0		HOME		0- 2		1- 2		1- 3								
4- 2		0- 0		0- 1		AWAY		0- 0		4- 1		4- 1								
4- 4		0- 1		0- 0		NEUTRAL		0- 0		4- 3		4- 3								
3- 5		0- 0		0- 1		CONFERENCE		0- 0		3- 4		3- 4								
1- 1		0- 0		0- 0		HOME		0- 0		1- 1		1- 1								
0- 2		0- 0		0- 0		AWAY		0- 0		0- 2		0- 2								
2- 2		0- 0		0- 1		NEUTRAL		0- 0		2- 1		2- 1								
RPI	S	Opponent		Score		RPI	S	Opponent		Score		RPI	S	Opponent		Score				
47	N	Fla. Atlantic		1	3	82	N	IPFW		0	3	110	H	Baylor		0	3			
						83	A	Long Island		2	3	158	H	UTSA		0	3			
														161	A	Northern Colo.		1	3	
														161	H	Northern Colo.		1	3	
														161	N	Northern Colo.		0	3	
														207	A	Utah Valley St.		0	3	
														207	H	Utah Valley St.		2	3	
														215	N	Idaho St.		2	3	
														226	N	Iona		1	3	
														247	N	N.C. A&T		3	2	
														257	N	UC Davis		3	1	
														262	A	Tex.-Pan American		1	3	
														262	H	Tex.-Pan American		3	1	
														262	N	Tex.-Pan American		3	2	
														262	N	Tex.-Pan American		3	2	
														263	H	Lamar		1	3	
														274	A	Campbell		3	2	
														289	N	Radford		3	2	
														291	A	Prairie View		3	0	
														291	A	Prairie View		3	0	
														301	N	Centenary (La.)		3	0	
														310	N	Providence		1	3	
														313	A	Texas Southern		3	0	
														313	H	Texas Southern		3	0	
						LAST 10 GAMES														
						310	N	Providence		1	3	262	N	Tex.-Pan American		3	2			
						291	A	Prairie View		3	0	262	N	Tex.-Pan American		3	2			
						207	H	Utah Valley St.		2	3	82	N	IPFW		0	3			
						161	H	Northern Colo.		1	3	161	A	Northern Colo.		1	3			
						110	H	Baylor		0	3	291	A	Prairie View		3	0			

Non-Div. I Games:	Tex. A&M-Kingsville	3	2	Tex. A&M-Kingsville	3	2
-------------------	---------------------	---	---	---------------------	---	---

Tex. A&M-Corp. Chris

Average RPI Win: 285		WON-LOST RECORD	WINNING PCT. RANK		LAST 10 GAMES	STRENGTH OF SCHEDULE		OPP. STRENGTH OF SCHEDULE		TEAM RPI	ADJ RPI		CONF. RPI	ADJ CONF. RPI	
Average RPI Loss: 169															
DIV. I ONLY		8- 20	.28571	252	3- 7	225		277		261	.37721	259	27	27	
DIV. I NON-CONF.		6- 13	.31579	234	1- 3	197		271		244	.40813	243	25	27	
TOTALS		RPI 1-50	RPI 51-100		W-L RECORDS	RPI 101-158		RPI 159-999		RPI 150+					
8- 20	0- 0		0- 2		OVERALL	0- 7		8- 11		8- 12					
5- 11	0- 0		0- 1		HOME	0- 3		5- 7		5- 8					
2- 6	0- 0		0- 0		AWAY	0- 3		2- 3		2- 3					
1- 3	0- 0		0- 1		NEUTRAL	0- 1		1- 1		1- 1					
6- 13	0- 0		0- 2		NON-CONFERENCE	0- 6		6- 5		6- 6					
4- 8	0- 0		0- 1		HOME	0- 3		4- 4		4- 5					
1- 2	0- 0		0- 0		AWAY	0- 2		1- 0		1- 0					
1- 3	0- 0		0- 1		NEUTRAL	0- 1		1- 1		1- 1					
2- 7	0- 0		0- 0		CONFERENCE	0- 1		2- 6		2- 6					
1- 3	0- 0		0- 0		HOME	0- 0		1- 3		1- 3					
1- 4	0- 0		0- 0		AWAY	0- 1		1- 3		1- 3					
0- 0	0- 0		0- 0		NEUTRAL	0- 0		0- 0		0- 0					
RPI	S	Opponent	Score	RPI	S	Opponent	Score	RPI	S	Opponent	Score	RPI	S	Opponent	Score
				66	H	St. John's (N.Y.)	0 3	133	N	UC Riverside	0 3	166	A	Fairfield	1 3
				72	N	UTEP	0 3	137	A	Army	0 3	169	H	Niagara	0 3
								137	H	Army	1 3	170	H	Dartmouth	2 3
								141	A	Cal St. Fullerton	0 3	175	H	Central Conn. St.	0 3
								142	H	Fordham	0 3	187	H	Buffalo	0 3
								148	A	Siena	2 3	190	H	Stony Brook	0 3
								152	H	Princeton	1 3	218	H	St. Peter's	0 3
												221	H	Manhattan	1 3
												226	A	Iona	0 3
												250	N	UMKC	0 3
												251	H	Lafayette	3 0
												261	H	Canisius	3 2
												264	H	Lehigh	3 1
												283	A	Rider	1 3
												290	A	Loyola (Md.)	3 1
												295	A	Hartford	3 0
												298	H	Fairleigh Dickinson	3 1
												310	H	Providence	3 1
												312	N	St. Francis (N.Y.)	3 1
				LAST 10 GAMES											
				218	H	St. Peter's	0 3	221	H	Manhattan	1 3				
				261	H	Canisius	3 2	290	A	Loyola (Md.)	3 1				
				175	H	Central Conn. St.	0 3	283	A	Rider	1 3				
				142	H	Fordham	0 3	295	A	Hartford	3 0				
				137	H	Army	1 3	169	H	Niagara	0 3				

Non-Div. I Games:

Marist

Average RPI Win: 275		WON-LOST	WINNING	LAST 10	STRENGTH OF		OPP. STRENGTH	TEAM	ADJ	CONF.	ADJ CONF.
Average RPI Loss: 153		RECORD	PCT. RANK	GAMES	SCHEDULE		OF SCHEDULE	RPI	RPI	RPI	RPI
DIV. I ONLY		5- 20	.2 288	2- 8	166		238	260	.37536 260	16	17
DIV. I NON-CONF.		3- 9	.25 253	0- 0	163		265	249	.40195 250	18	18
TOTALS		RPI 1-50	RPI 51-100		W-L RECORDS		RPI 101-158		RPI 159-999		RPI 150+
5- 20	0- 2	0- 3		OVERALL		0- 4		5- 11		5- 11	
3- 9	0- 2	0- 1		HOME		0- 1		3- 5		3- 5	
1- 8	0- 0	0- 1		AWAY		0- 2		1- 5		1- 5	
1- 3	0- 0	0- 1		NEUTRAL		0- 1		1- 1		1- 1	
3- 9	0- 0	0- 3		NON-CONFERENCE		0- 1		3- 5		3- 5	
2- 3	0- 0	0- 1		HOME		0- 0		2- 2		2- 2	
0- 4	0- 0	0- 1		AWAY		0- 1		0- 2		0- 2	
1- 2	0- 0	0- 1		NEUTRAL		0- 0		1- 1		1- 1	
2- 11	0- 2	0- 0		CONFERENCE		0- 3		2- 6		2- 6	
1- 6	0- 2	0- 0		HOME		0- 1		1- 3		1- 3	
1- 4	0- 0	0- 0		AWAY		0- 1		1- 3		1- 3	
0- 1	0- 0	0- 0		NEUTRAL		0- 1		0- 0		0- 0	
RPI S	Opponent	Score	RPI S	Opponent	Score	RPI S	Opponent	Score	RPI S	Opponent	Score
28 H	Western Ky.	0 3	64 N	Stephen F. Austin	0 3	111 A	Mississippi St.	0 3	162 H	Florida Int'l	2 3
43 H	Middle Tenn.	0 3	77 A	Tulsa	0 3	117 A	Ark.-Little Rock	0 3	171 H	McNeese St.	1 3
			84 H	Rice	0 3	117 N	Ark.-Little Rock	0 3	177 A	North Texas	2 3
						121 H	Denver	0 3	177 H	North Texas	1 3
									200 A	Louisiana Tech	2 3
									200 H	Louisiana Tech	2 3
									212 A	Arkansas St.	0 3
									232 A	Troy	1 3
									232 H	Troy	2 3
									242 A	Northwestern St.	0 3
									248 N	Grambling	3 0
									272 A	South Ala.	3 1
									272 H	South Ala.	3 0
									282 H	Jackson St.	3 0
									287 N	Tenn.-Martin	1 3
									301 H	Centenary (La.)	3 0
			LAST 10 GAMES								
			177 H	North Texas	1 3	121 H	Denver	0 3			
			43 H	Middle Tenn.	0 3	177 A	North Texas	2 3			
			117 A	Ark.-Little Rock	0 3	232 A	Troy	1 3			
			212 A	Arkansas St.	0 3	272 A	South Ala.	3 1			
			272 H	South Ala.	3 0	28 H	Western Ky.	0 3			

Non-Div. I Games:

La.-Lafayette

Average RPI Win:		254	WON-LOST RECORD		WINNING PCT. RANK		LAST 10 GAMES		STRENGTH OF SCHEDULE		OPP. STRENGTH OF SCHEDULE		TEAM RPI		ADJ RPI		CONF. RPI		ADJ CONF. RPI	
DIV. I ONLY			9- 17		.34615 230		3- 7		263		261		255		.37516 261		27		27	
DIV. I NON-CONF.			6- 11		.35294 224		0- 1		240		250		250		.39593 259		25		27	
TOTALS		RPI 1-50		RPI 51-100		W-L RECORDS		RPI 101-158		RPI 159-999		RPI 150+								
9- 17		0- 1		0- 2		OVERALL		0- 3		9- 11		9- 11								
6- 5		0- 0		0- 0		HOME		0- 1		6- 4		6- 4								
1- 8		0- 1		0- 0		AWAY		0- 2		1- 5		1- 5								
2- 4		0- 0		0- 2		NEUTRAL		0- 0		2- 2		2- 2								
6- 11		0- 1		0- 2		NON-CONFERENCE		0- 2		6- 6		6- 6								
4- 3		0- 0		0- 0		HOME		0- 1		4- 2		4- 2								
0- 4		0- 1		0- 0		AWAY		0- 1		0- 2		0- 2								
2- 4		0- 0		0- 2		NEUTRAL		0- 0		2- 2		2- 2								
3- 6		0- 0		0- 0		CONFERENCE		0- 1		3- 5		3- 5								
2- 2		0- 0		0- 0		HOME		0- 0		2- 2		2- 2								
1- 4		0- 0		0- 0		AWAY		0- 1		1- 3		1- 3								
0- 0		0- 0		0- 0		NEUTRAL		0- 0		0- 0		0- 0								
RPI	S	Opponent		Score		RPI	S	Opponent		Score		RPI	S	Opponent		Score				
33	A	Pepperdine		1	3	66	N	St. John's (N.Y.)		0	3	137	H	Army		1	3			
						85	N	Towson		0	3	145	A	Penn		1	3			
												148	A	Siena		2	3			
														163 H Navy		3	2			
														166 H Fairfield		3	2			
														169 A Niagara		1	3			
														181 A Bucknell		1	3			
														187 H Buffalo		2	3			
														191 A Akron		0	3			
														211 H Robert Morris		0	3			
														211 N Robert Morris		1	3			
														218 A St. Peter's		3	0			
														221 A Manhattan		0	3			
														226 H Iona		0	3			
														235 H Colgate		3	1			
														259 A Marist		2	3			
														280 H St. Francis (Pa.)		3	2			
														283 H Rider		2	3			
														290 H Loyola (Md.)		3	1			
														294 N Youngstown St.		2	3			
														306 N Coppin St.		3	0			
														312 N St. Francis (N.Y.)		3	0			
														314 H Md.-East. Shore		3	1			
LAST 10 GAMES						LAST 10 GAMES						LAST 10 GAMES								
290 H Loyola (Md.)						3	1	283 H Rider						2	3					
166 H Fairfield						3	2	169 A Niagara						1	3					
218 A St. Peter's						3	0	148 A Siena						2	3					
221 A Manhattan						0	3	259 A Marist						2	3					
187 H Buffalo						2	3	226 H Iona						0	3					

Non-Div. I Games:

Canisius

[illegible]

Average RPI Win: 265		WON-LOST RECORD	WINNING PCT. RANK		LAST 10 GAMES		STRENGTH OF SCHEDULE		OPP. STRENGTH OF SCHEDULE		TEAM RPI	ADJ RPI	CONF. RPI	ADJ CONF. RPI	
Average RPI Loss: 158															
DIV. I ONLY		8- 21	.27586	258	3- 7		226		242		258	.37223	263	25	25
DIV. I NON-CONF.		2- 10	.16667	285	0- 0		213		166		274	.37561	267	29	28
TOTALS		RPI 1-50	RPI 51-100		W-L RECORDS		RPI 101-158		RPI 159-999		RPI 150+				
8- 21	0- 1	0- 6		OVERALL		0- 3		8- 11		8- 12					
3- 4	0- 0	0- 1		HOME		0- 0		3- 3		3- 3					
4- 9	0- 0	0- 2		AWAY		0- 2		4- 5		4- 6					
1- 8	0- 1	0- 3		NEUTRAL		0- 1		1- 3		1- 3					
2- 10	0- 1	0- 3		NON-CONFERENCE		0- 2		2- 4		2- 4					
0- 0	0- 0	0- 0		HOME		0- 0		0- 0		0- 0					
1- 3	0- 0	0- 1		AWAY		0- 1		1- 1		1- 1					
1- 7	0- 1	0- 2		NEUTRAL		0- 1		1- 3		1- 3					
6- 11	0- 0	0- 3		CONFERENCE		0- 1		6- 7		6- 8					
3- 4	0- 0	0- 1		HOME		0- 0		3- 3		3- 3					
3- 6	0- 0	0- 1		AWAY		0- 1		3- 4		3- 5					
0- 1	0- 0	0- 1		NEUTRAL		0- 0		0- 0		0- 0					
RPI	S	Opponent	Score		RPI	S	Opponent	Score		RPI	S	Opponent	Score		
19	N	Texas	0	3	55	N	Utah St.	1	3	129	A	New Mexico	1	3	
					64	A	Stephen F. Austin	0	3	142	N	Fordham	0	3	
					64	H	Stephen F. Austin	0	3	158	A	UTSA	2	3	
					64	N	Stephen F. Austin	0	3						
					77	A	Tulsa	0	3						
					94	N	Villanova	0	3						
														</	

Non-Div. I Games:

Lamar

Average RPI Win: 285		WON-LOST RECORD		WINNING PCT. RANK		LAST 10 GAMES		STRENGTH OF SCHEDULE		OPP. STRENGTH OF SCHEDULE		TEAM RPI		ADJ RPI		CONF. RPI		ADJ CONF. RPI	
DIV. I ONLY		7- 22		.24138 269		3- 7		200		254		262		.37109 264		21		21	
DIV. I NON-CONF.		7- 8		.46667 182		3- 0		222		245		209		.45061 201		27		25	
TOTALS		RPI 1-50		RPI 51-100		W-L RECORDS		RPI 101-158		RPI 159-999		RPI 150+							
7- 22		0- 1		0- 7		OVERALL		0- 3		7- 11		7- 11							
3- 8		0- 0		0- 2		HOME		0- 1		3- 5		3- 5							
1- 11		0- 0		0- 4		AWAY		0- 1		1- 6		1- 6							
3- 3		0- 1		0- 1		NEUTRAL		0- 1		3- 0		3- 0							
7- 8		0- 1		0- 5		NON-CONFERENCE		0- 1		7- 1		7- 1							
3- 1		0- 0		0- 1		HOME		0- 0		3- 0		3- 0							
1- 4		0- 0		0- 3		AWAY		0- 0		1- 1		1- 1							
3- 3		0- 1		0- 1		NEUTRAL		0- 1		3- 0		3- 0							
0- 14		0- 0		0- 2		CONFERENCE		0- 2		0- 10		0- 10							
0- 7		0- 0		0- 1		HOME		0- 1		0- 5		0- 5							
0- 7		0- 0		0- 1		AWAY		0- 1		0- 5		0- 5							
0- 0		0- 0		0- 0		NEUTRAL		0- 0		0- 0		0- 0							
RPI	S	Opponent		Score		RPI	S	Opponent		Score		RPI	S	Opponent		Score			
36	N	St. Mary's (Cal.)		0	3	59	A	Texas A&M		0	3	131	N	Rutgers		0	3		
						74	N	Virginia		0	3	137	A	Army		0	3		
						76	A	Temple		0	3	137	H	Army		0	3		
						81	A	American		0	3								
						81	H	American		1	3								
						85	H	Towson		0	3								
						94	A	Villanova		0	3								
						LAST 10 GAMES													
						251	A	Lafayette		0	3	235	H	Colgate		0	3		
						243	H	La Salle		3	1	181	H	Bucknell		1	3		
						137	A	Army		0	3	290	H	Loyola (Md.)		3	1		
						265	A	Holy Cross		0	3	81	H	American		1	3		
						302	H	Wagner		3	1	163	H	Navy		1	3		

Non-Div. I Games:

Lehigh

Holy Cross

Through Games Of Final 2005 RPI

Average RPI Win:	271	WON-LOST	WINNING	LAST 10	STRENGTH OF	OPP. STRENGTH	TEAM	ADJ	CONF.	ADJ CONF.	
Average RPI Loss:	172	RECORD	PCT. RANK	GAMES	SCHEDULE	OF SCHEDULE	RPI	RPI	RPI	RPI	
DIV. I ONLY	7- 19	.26923	260	2- 8	222	275	266	.3653	265	21	21
DIV. I NON-CONF.	4- 8	.33333	225	0- 0	270	284	281	.37318	270	27	25
<hr/>											
TOTALS	RPI 1-50	RPI 51-100		W-L RECORDS	RPI 101-158		RPI 159-999		RPI 150+		
7- 19	0- 0	0- 4		OVERALL	1- 3		6- 12		6- 12		
3- 8	0- 0	0- 2		HOME	1- 2		2- 4		2- 4		
2- 9	0- 0	0- 2		AWAY	0- 1		2- 6		2- 6		
2- 2	0- 0	0- 0		NEUTRAL	0- 0		2- 2		2- 2		
<hr/>											
4- 8	0- 0	0- 2		NON-CONFERENCE	0- 2		4- 4		4- 4		
1- 3	0- 0	0- 1		HOME	0- 2		1- 0		1- 0		
1- 3	0- 0	0- 1		AWAY	0- 0		1- 2		1- 2		
2- 2	0- 0	0- 0		NEUTRAL	0- 0		2- 2		2- 2		
<hr/>											
3- 11	0- 0	0- 2		CONFERENCE	1- 1		2- 8		2- 8		
2- 5	0- 0	0- 1		HOME	1- 0		1- 4		1- 4		
1- 6	0- 0	0- 1		AWAY	0- 1		1- 4		1- 4		
0- 0	0- 0	0- 0		NEUTRAL	0- 0		0- 0		0- 0		
<hr/>											
RPI	S	Opponent	Score	RPI	S	Opponent	Score	RPI	S	Opponent	Score
				66	H	St. John's (N.Y.)	0 3	109	H	Binghamton	0 3
				81	A	American	0 3	137	A	Army	0 3
				81	H	American	0 3	137	H	Army	3 2
				96	A	Yale	0 3	148	H	Siena	1 3
	</										

Non-Div. I Games:

Holy Cross

Average RPI Win: 242		WON-LOST RECORD		WINNING PCT. RANK		LAST 10 GAMES		STRENGTH OF SCHEDULE		OPP. STRENGTH OF SCHEDULE		TEAM RPI		ADJ RPI		CONF. RPI		ADJ CONF. RPI	
DIV. I ONLY		5- 28		.15152 297		1- 9		175		146		269		.36399 266		7		9	
DIV. I NON-CONF.		4- 12		.25 253		0- 1		245		257		280		.35692 281		9		9	
TOTALS		RPI 1-50		RPI 51-100		W-L RECORDS		RPI 101-158		RPI 159-999		RPI 150+							
5- 28		0- 6		0- 3		OVERALL		1- 11		4- 8		5- 12							
3- 14		0- 3		0- 1		HOME		1- 6		2- 4		3- 5							
0- 11		0- 3		0- 1		AWAY		0- 4		0- 3		0- 5							
2- 3		0- 0		0- 1		NEUTRAL		0- 1		2- 1		2- 2							
4- 12		0- 0		0- 1		NON-CONFERENCE		0- 3		4- 8		4- 8							
2- 7		0- 0		0- 0		HOME		0- 3		2- 4		2- 4							
0- 3		0- 0		0- 0		AWAY		0- 0		0- 3		0- 3							
2- 2		0- 0		0- 1		NEUTRAL		0- 0		2- 1		2- 1							
1- 16		0- 6		0- 2		CONFERENCE		1- 8		0- 0		1- 4							
1- 7		0- 3		0- 1		HOME		1- 3		0- 0		1- 1							
0- 8		0- 3		0- 1		AWAY		0- 4		0- 0		0- 2							
0- 1		0- 0		0- 0		NEUTRAL		0- 1		0- 0		0- 1							
RPI S	Opponent	Score		RPI S	Opponent	Score		RPI S	Opponent	Score		RPI S	Opponent	Score					
22 A	Brigham Young	0	3	88 A	UNLV	0	3	108 A	San Diego St.	0	3	161 A	Northern Colo.	0	3				
22 H	Brigham Young	2	3	88 H	UNLV	1	3	108 H	San Diego St.	1	3	163 H	Navy	1	3				
23 A	Utah	1	3	92 N	Xavier	0	3	121 H	Denver	0	3	193 A	Weber St.	0	3				
23 H	Utah	0	3					129 A	New Mexico	1	3	207 N	Utah Valley St.	3	2				
41 A	Colorado St.	0	3					129 H	New Mexico	1	3	219 H	Southeast Mo. St.	2	3				
41 H	Colorado St.	0	3					137 H	Army	1	3	225 H	South Dakota St.	0	3				
								149 H	San Jose St.	1	3	236 H	Butler	3	1				
								154 A	Wyoming	0	3	242 N	Northwestern St.	1	3				
								154 H	Wyoming	0	3	256 A	UNC Wilmington	2	3				
								156 A	TCU	1	3	292 H	North Dakota St.	2	3				
								156 H	TCU	3	0	300 H	Citadel	3	0				
								156 N	TCU	1	3	311 N	South Carolina St.	3	0				
LAST 10 GAMES																			
				156 N	TCU	1	3	41 A	Colorado St.	0	3								
				108 A	San Diego St.	0	3	154 A	Wyoming	0	3								
				88 A	UNLV	0	3	129 H	New Mexico	1	3								
				154 H	Wyoming	0	3	156 H	TCU	3	0								
				41 H	Colorado St.	0	3	292 H	North Dakota St.	2	3								

Non-Div. I Games:

Air Force

Average RPI Win: 292		WON-LOST	WINNING	LAST 10	STRENGTH OF		OPP. STRENGTH	TEAM	ADJ	CONF.	ADJ CONF.
Average RPI Loss: 172		RECORD	PCT. RANK	GAMES	SCHEDULE		OF SCHEDULE	RPI	RPI	RPI	RPI
DIV. I ONLY		8- 17	.32	239	4- 4		274	276	271	.36335	267
DIV. I NON-CONF.		6- 6	.5	163	2- 0		306	296	277	.37214	273
TOTALS		RPI 1-50	RPI 51-100		W-L RECORDS		RPI 101-158		RPI 159-999		RPI 150+
8- 17	0- 2	0- 0		OVERALL		0- 3		8- 12		8- 14	
4- 3	0- 1	0- 0		HOME		0- 1		4- 1		4- 2	
1- 12	0- 1	0- 0		AWAY		0- 2		1- 9		1- 10	
3- 2	0- 0	0- 0		NEUTRAL		0- 0		3- 2		3- 2	
6- 6	0- 0	0- 0		NON-CONFERENCE		0- 0		6- 6		6- 6	
2- 0	0- 0	0- 0		HOME		0- 0		2- 0		2- 0	
1- 5	0- 0	0- 0		AWAY		0- 0		1- 5		1- 5	
3- 1	0- 0	0- 0		NEUTRAL		0- 0		3- 1		3- 1	
2- 11	0- 2	0- 0		CONFERENCE		0- 3		2- 6		2- 8	
2- 3	0- 1	0- 0		HOME		0- 1		2- 1		2- 2	
0- 7	0- 1	0- 0		AWAY		0- 2		0- 4		0- 5	
0- 1	0- 0	0- 0		NEUTRAL		0- 0		0- 1		0- 1	
RPI S	Opponent	Score		RPI S	Opponent	Score		RPI S	Opponent	Score	
47 A	Fla. Atlantic	2	3			150 A	Belmont	0	3	162 A	Florida Int'l
47 H	Fla. Atlantic	0	3			151 A	North Fla.	0	3	162 N	Florida Int'l
						151 H	North Fla.	0	3	173 A	Jacksonville
										173 H	Jacksonville
										173 N	Jacksonville
										178 A	UAB
										178 A	UAB
										199 A	East Tenn. St.
										230 A	Mercer
										231 A	Lipscomb
										245 A	Charleston So.
										270 A	Samford
										272 N	South Ala.
										274 H	Campbell
										284 H	Bethune-Cookman
										284 N	Bethune-Cookman
										293 H	Gardner-Webb
										297 N	UNC Greensboro
										317 A	Savannah St.
										317 H	Savannah St.
				LAST 10 GAMES							
				151 A	North Fla.	0	3	173 A	Jacksonville	2	3
				293 H	Gardner-Webb	3	0	284 H	Bethune-Cookman	3	0
				274 H	Campbell	3	1	199 A	East Tenn. St.	0	3
				47 H	Fla. Atlantic	0	3	317 A	Savannah St.	3	0
				150 A	Belmont	0	3	230 A	Mercer	0	3

Non-Div. I Games: Flagler 3 1 St. Francis (IL) 3 2

Stetson

Average RPI Win:		227	WON-LOST RECORD		WINNING PCT. RANK		LAST 10 GAMES		STRENGTH OF SCHEDULE		OPP. STRENGTH OF SCHEDULE		TEAM RPI		ADJ RPI		CONF. RPI		ADJ CONF. RPI		
DIV. I ONLY			7- 22		.24138 269		1- 9		194		253		259		.36326 268		26		26		
DIV. I NON-CONF.			3- 9		.25 253		0- 2		77		227		207		.4375 217		24		24		
TOTALS		RPI 1-50		RPI 51-100		W-L RECORDS		RPI 101-158		RPI 159-999		RPI 150+									
7- 22		0- 2		1- 2		OVERALL		0- 5		6- 13		6- 13									
3- 9		0- 1		1- 1		HOME		0- 3		2- 4		2- 4									
1- 10		0- 1		0- 1		AWAY		0- 1		1- 7		1- 7									
3- 3		0- 0		0- 0		NEUTRAL		0- 1		3- 2		3- 2									
3- 9		0- 2		1- 0		NON-CONFERENCE		0- 2		2- 5		2- 5									
1- 3		0- 1		1- 0		HOME		0- 1		0- 1		0- 1									
0- 3		0- 1		0- 0		AWAY		0- 0		0- 2		0- 2									
2- 3		0- 0		0- 0		NEUTRAL		0- 1		2- 2		2- 2									
4- 13		0- 0		0- 2		CONFERENCE		0- 3		4- 8		4- 8									
2- 6		0- 0		0- 1		HOME		0- 2		2- 3		2- 3									
1- 7		0- 0		0- 1		AWAY		0- 1		1- 5		1- 5									
1- 0		0- 0		0- 0		NEUTRAL		0- 0		1- 0		1- 0									
RPI	S	Opponent		Score		RPI	S	Opponent		Score		RPI	S	Opponent		Score					
28	H	Western Ky.		0	3	91	A	Eastern Ky.		0	3	106	N	East Caro.		0	3				
43	A	Middle Tenn.		1	3	91	H	Eastern Ky.		0	3	115	H	Tennessee St.		1	3				
						100	H	Appalachian St.		3	2	118	A	Jacksonville St.		0	3				
												118	H	Jacksonville St.		2	3				
												150	H	Belmont		0	3				
														209 H IUPUI		2	3				
												209	N	IUPUI		3	2				
												219	A	Southeast Mo. St.		2	3				
												219	H	Southeast Mo. St.		3	2				
												231	A	Lipscomb		1	3				
												231	N	Lipscomb		1	3				
												233	A	Evansville		0	3				
												234	N	High Point		3	1				
												252	H	Austin Peay		3	2				
												270	A	Samford		1	3				
												270	H	Samford		1	3				
												279	A	Murray St.		1	3				
												286	A	Morehead St.		3	2				
												286	H	Morehead St.		2	3				
												287	A	Tenn.-Martin		1	3				
												287	N	Tenn.-Martin		3	0				
LAST 10 GAMES																					
91 A Eastern Ky.						0	3	286 A Morehead St.						3	2						
270 H Samford						1	3	150 H Belmont						0	3						
118 H Jacksonville St.						2	3	219 A Southeast Mo. St.						2	3						
279 A Murray St.						1	3	183 A Eastern Ill.						0	3						
287 A Tenn.-Martin						1	3	231 A Lipscomb						1	3						

Non-Div. I Games:

Tennessee Tech

Drake

Through Games Of Final 2005 RPI

Average RPI Win: 276		WON-LOST RECORD		WINNING PCT. RANK		LAST 10 GAMES		STRENGTH OF SCHEDULE		OPP. STRENGTH OF SCHEDULE		TEAM RPI		ADJ RPI		CONF. RPI		ADJ CONF. RPI	
DIV. I ONLY		4- 27		.12903 304		2- 8		174		183		272		.36286 269		17		16	
DIV. I NON-CONF.		2- 11		.15385 288		1- 0		125		214		256		.40082 252		15		15	
TOTALS		RPI 1-50		RPI 51-100		W-L RECORDS		RPI 101-158		RPI 159-999		RPI 150+							
4- 27		0- 4		0- 4		OVERALL		0- 9		4- 10		4- 10							
3- 8		0- 2		0- 0		HOME		0- 3		3- 3		3- 3							
1- 13		0- 2		0- 2		AWAY		0- 4		1- 5		1- 5							
0- 6		0- 0		0- 2		NEUTRAL		0- 2		0- 2		0- 2							
2- 11		0- 0		0- 4		NON-CONFERENCE		0- 3		2- 4		2- 4							
2- 0		0- 0		0- 0		HOME		0- 0		2- 0		2- 0							
0- 5		0- 0		0- 2		AWAY		0- 1		0- 2		0- 2							
0- 6		0- 0		0- 2		NEUTRAL		0- 2		0- 2		0- 2							
2- 16		0- 4		0- 0		CONFERENCE		0- 6		2- 6		2- 6							
1- 8		0- 2		0- 0		HOME		0- 3		1- 3		1- 3							
1- 8		0- 2		0- 0		AWAY		0- 3		1- 3		1- 3							
0- 0		0- 0		0- 0		NEUTRAL		0- 0		0- 0		0- 0							
RPI S	Opponent	Score		RPI S	Opponent	Score		RPI S	Opponent	Score		RPI S	Opponent	Score					
37 A	Wichita St.	0	3	51 N	Eastern Mich.	0	3	101 A	UNI	0	3	182 A	Bradley	0	3				
37 H	Wichita St.	0	3	64 N	Stephen F. Austin	1	3	101 H	UNI	0	3	182 H	Bradley	1	3				
48 A	Missouri St.	0	3	69 A	Iowa St.	0	3	107 A	Illinois St.	1	3	198 N	Montana	0	3				
48 H	Missouri St.	0	3	80 A	Valparaiso	1	3	107 H	Illinois St.	1	3	222 A	Western Ill.	1	3				
								116 A	Iowa	0	3	224 A	Southern Ill.	0	3				
								122 N	St. Louis	1	3	224 H	Southern Ill.	0	3				
								124 A	Creighton	0	3	225 A	South Dakota St.	1	3				
								124 H	Creighton	1	3	225 N	South Dakota St.	1	3				
								128 N	Wis.-Milwaukee	0	3	233 A	Evansville	1	3				
												233 H	Evansville	0	3				
												250 H	UMKC	3	0				
												281 A	Indiana St.	3	0				
												281 H	Indiana St.	3	1				
												292 H	North Dakota St.	3	0				
LAST 10 GAMES																			
101 A	UNI	0	3	182 A	Bradley	0	3												
37 A	Wichita St.	0	3	224 H	Southern Ill.	0	3												
250 H	UMKC	3	0	233 H	Evansville	0	3												
107 H	Illinois St.	1	3	124 A	Creighton	0	3												
281 H	Indiana St.	3	1	48 A	Missouri St.	0	3												

Non-Div. I Games:

Drake

Average RPI Win: 252		WON-LOST	WINNING	LAST 10	STRENGTH OF		OPP. STRENGTH	TEAM	ADJ	CONF.	ADJ CONF.
Average RPI Loss: 188		RECORD	PCT. RANK	GAMES	SCHEDULE		OF SCHEDULE	RPI	RPI	RPI	RPI
DIV. I ONLY		9- 21	.3 247	3- 7	261		252	268	.35863 270	26	26
DIV. I NON-CONF.		4- 10	.28571 239	1- 0	244		248	269	.37358 268	24	24
TOTALS		RPI 1-50	RPI 51-100	W-L RECORDS	RPI 101-158		RPI 159-999	RPI 150+			
9- 21	0- 0		0- 2	OVERALL	1- 5		8- 14	8- 15			
5- 12	0- 0		0- 0	HOME	1- 2		4- 10	4- 10			
3- 7	0- 0		0- 2	AWAY	0- 2		3- 3	3- 3			
1- 2	0- 0		0- 0	NEUTRAL	0- 1		1- 1	1- 2			
4- 10	0- 0		0- 1	NON-CONFERENCE	1- 1		3- 8	3- 9			
3- 6	0- 0		0- 0	HOME	1- 0		2- 6	2- 6			
0- 2	0- 0		0- 1	AWAY	0- 0		0- 1	0- 1			
1- 2	0- 0		0- 0	NEUTRAL	0- 1		1- 1	1- 2			
5- 11	0- 0		0- 1	CONFERENCE	0- 4		5- 6	5- 6			
2- 6	0- 0		0- 0	HOME	0- 2		2- 4	2- 4			
3- 5	0- 0		0- 1	AWAY	0- 2		3- 2	3- 2			
0- 0	0- 0		0- 0	NEUTRAL	0- 0		0- 0	0- 0			
RPI S Opponent	Score	RPI S Opponent	Score	RPI S Opponent	Score	RPI S Opponent	Score	RPI S Opponent	Score		
91 A Eastern Ky.	0 3	115 A Tennessee St.	1 3	166 H Fairfield	1 3	178 H UAB	0 3	183 A Eastern Ill.	0 3		
99 A UNC Asheville	1 3	115 H Tennessee St.	1 3	118 A Jacksonville St.	1 3	183 H Eastern Ill.	1 3	183 H Eastern Ill.	1 3		
		118 H Jacksonville St.	0 3	150 H Belmont	3 2	210 H Birmingham-So.	0 3	210 H Birmingham-So.	0 3		
		151 N North Fla.	0 3	219 A Southeast Mo. St.	0 3	219 H Southeast Mo. St.	2 3	219 H Southeast Mo. St.	2 3		
				231 A Lipscomb	0 3	231 H Lipscomb	3 2	231 H Lipscomb	3 2		
				232 H Troy	1 3	252 A Austin Peay	3 2	232 H Troy	1 3		
				252 H Austin Peay	0 3	252 H Austin Peay	0 3	252 H Austin Peay	0 3		
				254 N Elon	1 3	254 N Elon	1 3	254 N Elon	1 3		
				255 H Western Caro.	1 3	255 H Western Caro.	3 1	255 H Western Caro.	1 3		
				255 N Western Caro.	3 1	255 N Western Caro.	3 1	255 N Western Caro.	3 1		
				267 H Stetson	3 2	267 H Stetson	3 2	267 H Stetson	3 2		
				268 A Tennessee Tech	3 1	268 A Tennessee Tech	3 1	268 A Tennessee Tech	3 1		
				268 H Tennessee Tech	3 1	268 H Tennessee Tech	3 1	268 H Tennessee Tech	3 1		
				272 H South Ala.	2 3	272 H South Ala.	2 3	272 H South Ala.	2 3		
				279 H Murray St.	2 3	279 H Murray St.	2 3	279 H Murray St.	2 3		
				286 A Morehead St.	3 0	286 A Morehead St.	3 0	286 A Morehead St.	3 0		
				287 H Tenn.-Martin	3 2	287 H Tenn.-Martin	3 2	287 H Tenn.-Martin	3 2		
LAST 10 GAMES				219 A Southeast Mo. St.	0 3	219 A Southeast Mo. St.	0 3	219 A Southeast Mo. St.	0 3		
183 A Eastern Ill.	0 3	287 H Tenn.-Martin	3 2	279 H Murray St.	2 3	279 H Murray St.	2 3	279 H Murray St.	2 3		
219 H Southeast Mo. St.	2 3	118 A Jacksonville St.	1 3	268 A Tennessee Tech	3 1	118 A Jacksonville St.	1 3	268 A Tennessee Tech	3 1		
183 H Eastern Ill.	1 3										
150 H Belmont	3 2										
91 A Eastern Ky.	0 3										

Non-Div. I Games:

Samford

Average RPI Win: 294		WON-LOST RECORD		WINNING PCT. RANK		LAST 10 GAMES		STRENGTH OF SCHEDULE		OPP. STRENGTH OF SCHEDULE		TEAM RPI		ADJ RPI		CONF. RPI		ADJ CONF. RPI	
DIV. I ONLY		12- 19		.3871 209		6- 4		271		300		264		.35764 271		32		32	
DIV. I NON-CONF.		1- 13		.07143 304		0- 1		88		263		265		.37137 274		32		32	
TOTALS		RPI 1-50		RPI 51-100		W-L RECORDS		RPI 101-158		RPI 159-999		RPI 150+							
12- 19		0- 1		0- 1		OVERALL		0- 4		12- 13		12- 14							
5- 2		0- 0		0- 0		HOME		0- 0		5- 2		5- 2							
3- 8		0- 0		0- 0		AWAY		0- 2		3- 6		3- 7							
4- 9		0- 1		0- 1		NEUTRAL		0- 2		4- 5		4- 5							
1- 13		0- 1		0- 1		NON-CONFERENCE		0- 3		1- 8		1- 9							
0- 2		0- 0		0- 0		HOME		0- 0		0- 2		0- 2							
0- 5		0- 0		0- 0		AWAY		0- 2		0- 3		0- 4							
1- 6		0- 1		0- 1		NEUTRAL		0- 1		1- 3		1- 3							
11- 6		0- 0		0- 0		CONFERENCE		0- 1		11- 5		11- 5							
5- 0		0- 0		0- 0		HOME		0- 0		5- 0		5- 0							
3- 3		0- 0		0- 0		AWAY		0- 0		3- 3		3- 3							
3- 3		0- 0		0- 0		NEUTRAL		0- 1		3- 2		3- 2							
RPI S	Opponent	Score		RPI S	Opponent	Score		RPI S	Opponent	Score		RPI S	Opponent	Score					
44 N	Syracuse	0 3		85 N	Towson	0 3		102 N	Florida A&M	0 3		163 A	Navy	0 3					
								127 N	Oral Roberts	0 3		163 H	Navy	2 3					
								129 A	New Mexico	0 3		169 N	Niagara	0 3					
								155 A	George Washington	0 3		218 A	St. Peter's	0 3					
												218 H	St. Peter's	0 3					
												221 N	Manhattan	2 3					
												226 N	Iona	3 2					
												234 N	High Point	0 3					
												247 N	N.C. A&T	1 3					
												277 A	Morgan St.	3 2					
												277 H	Morgan St.	3 0					
												284 N	Bethune-Cookman	1 3					
												284 N	Bethune-Cookman	3 2					
												288 A	Hampton	0 3					
												288 H	Hampton	3 1					
												302 A	Wagner	1 3					
												305 A	Howard	3 1					
												305 H	Howard	3 0					
												306 A	Coppin St.	1 3					
												306 H	Coppin St.	3 1					
												311 N	South Carolina St.	3 1					
												314 A	Md.-East. Shore	2 3					
												314 H	Md.-East. Shore	3 0					
												315 A	Norfolk St.	3 0					
												315 N	Norfolk St.	3 1					
LAST 10 GAMES																			
				284 N	Bethune-Cookman	1 3		277 H	Morgan St.	3 0		314 A	Md.-East. Shore	3 0					
				315 A	Norfolk St.	3 0		163 H	Navy	2 3		315 A	Norfolk St.	3 0					
				288 A	Hampton	0 3		306 H	Coppin St.	3 1		315 N	Norfolk St.	3 1					
				311 N	South Carolina St.	3 1		277 A	Morgan St.	3 2									
				247 N	N.C. A&T	1 3		314 H	Md.-East. Shore	3 0									

Non-Div. I Games:

Delaware St.

Average RPI Win: 251		WON-LOST	WINNING	LAST 10	STRENGTH OF		OPP. STRENGTH	TEAM	ADJ	CONF.	ADJ CONF.
Average RPI Loss: 179		RECORD	PCT. RANK	GAMES	SCHEDULE		OF SCHEDULE	RPI	RPI	RPI	RPI
DIV. I ONLY		8- 18	.30769 244	2- 7	283		227	275	.35555 272	16	17
DIV. I NON-CONF.		6- 7	.46154 183	0- 0	303		275	271	.37331 269	18	18
TOTALS		RPI 1-50	RPI 51-100	W-L RECORDS	RPI 101-158		RPI 159-999		RPI 150+		
8- 18	0- 3		0- 0	OVERALL	0- 4		8- 11		8- 12		
3- 9	0- 2		0- 0	HOME	0- 3		3- 4		3- 5		
3- 7	0- 1		0- 0	AWAY	0- 1		3- 5		3- 5		
2- 2	0- 0		0- 0	NEUTRAL	0- 0		2- 2		2- 2		
6- 7	0- 1		0- 0	NON-CONFERENCE	0- 1		6- 5		6- 6		
2- 3	0- 1		0- 0	HOME	0- 1		2- 1		2- 2		
2- 2	0- 0		0- 0	AWAY	0- 0		2- 2		2- 2		
2- 2	0- 0		0- 0	NEUTRAL	0- 0		2- 2		2- 2		
2- 11	0- 2		0- 0	CONFERENCE	0- 3		2- 6		2- 6		
1- 6	0- 1		0- 0	HOME	0- 2		1- 3		1- 3		
1- 5	0- 1		0- 0	AWAY	0- 1		1- 3		1- 3		
0- 0	0- 0		0- 0	NEUTRAL	0- 0		0- 0		0- 0		
RPI S	Opponent	Score	RPI S	Opponent	Score	RPI S	Opponent	Score	RPI S	Opponent	Score
28 H	Western Ky.	0 3				117 H	Ark.-Little Rock	0 3	162 A	Florida Int'l	0 3
39 H	Alabama	0 3				121 A	Denver	1 3	177 A	North Texas	0 3
43 A	Middle Tenn.	0 3				121 H	Denver	0 3	177 H	North Texas	2 3
						151 H	North Fla.	1 3	210 H	Birmingham-So.	3 1
									212 H	Arkansas St.	3 2
									214 H	Mississippi	3 1
									232 A	Troy	3 2
									232 H	Troy	2 3
									244 H	Southern Miss.	0 3
									245 A	Charleston So.	2 3
									260 A	La.-Lafayette	0 3
									260 H	La.-Lafayette	1 3
									267 N	Stetson	1 3
									270 A	Samford	3 2
									279 A	Murray St.	1 3
									279 A	Murray St.	3 0
									294 N	Youngstown St.	3 0
									294 N	Youngstown St.	1 3
									297 N	UNC Greensboro	3 2
			LAST 10 GAMES								
	43 A	Middle Tenn.	0 3		232 A	Troy	3 2				
	212 H	Arkansas St.	3 2		177 A	North Texas	0 3				
	162 A	Florida Int'l	0 3		121 A	Denver	1 3				
	260 A	La.-Lafayette	0 3		260 H	La.-Lafayette	1 3				
	121 H	Denver	0 3		117 H	Ark.-Little Rock	0 3				

Non-Div. I Games: Spring Hill 3 0

South Ala.

Average RPI Win:	283	WON-LOST RECORD	WINNING PCT. RANK	LAST 10 GAMES	STRENGTH OF SCHEDULE	OPP. STRENGTH OF SCHEDULE	TEAM RPI	ADJ RPI	CONF. RPI	ADJ CONF. RPI	
DIV. I ONLY		6- 26	.1875 289	2- 8	210	222	274	.35427	273	28	28
DIV. I NON-CONF.		1- 17	.05556 309	0- 2	151	155	283	.36377	276	26	26
<hr/>											
TOTALS	RPI 1-50	RPI 51-100		W-L RECORDS	RPI 101-158		RPI 159-999		RPI 150+		
6- 26	0- 1	0- 6		OVERALL	0- 7		6- 12		6- 12		
2- 6	0- 0	0- 2		HOME	0- 1		2- 3		2- 3		
3- 13	0- 0	0- 4		AWAY	0- 4		3- 5		3- 5		
1- 7	0- 1	0- 0		NEUTRAL	0- 2		1- 4		1- 4		
<hr/>											
1- 17	0- 1	0- 4		NON-CONFERENCE	0- 5		1- 7		1- 7		
0- 1	0- 0	0- 1		HOME	0- 0		0- 0		0- 0		
0- 9	0- 0	0- 3		AWAY	0- 3		0- 3		0- 3		
1- 7	0- 1	0- 0		NEUTRAL	0- 2		1- 4		1- 4		
<hr/>											
5- 9	0- 0	0- 2		CONFERENCE	0- 2		5- 5		5- 5		
2- 5	0- 0	0- 1		HOME	0- 1		2- 3		2- 3		
3- 4	0- 0	0- 1		AWAY	0- 1		3- 2		3- 2		
0- 0	0- 0	0- 0		NEUTRAL	0- 0		0- 0		0- 0		
<hr/>											
RPI S	Opponent	Score	RPI S	Opponent	Score	RPI S	Opponent	Score	RPI S	Opponent	Score
43 N	Middle Tenn.	0 3	51 A	Eastern Mich.	0 3	103 A	Bowling Green	0 3	159 N	Northern Ill.	0 3
			61 A	Western Mich.	0 3	122 A	St. Louis	0 3	182 A	Bradley	1 3
			80 A	Valparaiso	0 3	127 A	Oral Roberts	0 3	189 N	Washington St.	0 3
			80 H	Valparaiso	0 3	127 H	Oral Roberts	0 3	191 A	Akron	0 3
			82 A	IPFW	0 3	135 A	Cleveland St.	0 3	209 A	IUPUI	0 3
			82 H	IPFW	1 3	138 N	West Virginia	0 3	209 H	IUPUI	2 3
						150 N	Belmont	0 3	219 N	Southeast Mo. St.	0 3
									222 A	Western Ill.	2 3
									222 H	Western Ill.	0 3
									246 A	Central Mich.	1 3
									246 N	Central Mich.	1 3
									250 A	UMKC	3 1
									250 H	UMKC	2 3
									254 N	Elon	3 1
									296 A	Chicago St.	3 1
									296 H	Chicago St.	3 1
									301 A	Centenary (La.)	3 0
									301 H	Centenary (La.)	3 0
<hr/>											
			LAST 10 GAMES								
			301 H	Centenary (La.)	3 0	127 H	Oral Roberts	0 3			
			296 A	Chicago St.	3 1	103 A	Bowling Green	0 3			
			222 H	Western Ill.	0 3	82 A	IPFW	0 3			
			250 H	UMKC	2 3	80 A	Valparaiso	0 3			
			127 A	Oral Roberts	0 3	209 A	IUPUI	0 3			

Non-Div. I Games:

Oakland

Average RPI Win: 278		WON-LOST RECORD		WINNING PCT. RANK		LAST 10 GAMES		STRENGTH OF SCHEDULE		OPP. STRENGTH OF SCHEDULE		TEAM RPI		ADJ RPI		CONF. RPI		ADJ CONF. RPI	
DIV. I ONLY		8- 22		.26667 261		2- 8		259		265		273		.3493 274		22		24	
DIV. I NON-CONF.		6- 14		.3 236		2- 3		256		269		276		.36105 278		23		23	
TOTALS		RPI 1-50		RPI 51-100		W-L RECORDS		RPI 101-158		RPI 159-999		RPI 150+							
8- 22		0- 3		0- 0		OVERALL		0- 7		8- 12		8- 14							
3- 10		0- 0		0- 0		HOME		0- 4		3- 6		3- 7							
2- 9		0- 1		0- 0		AWAY		0- 2		2- 6		2- 7							
3- 3		0- 2		0- 0		NEUTRAL		0- 1		3- 0		3- 0							
6- 14		0- 2		0- 0		NON-CONFERENCE		0- 5		6- 7		6- 8							
3- 6		0- 0		0- 0		HOME		0- 2		3- 4		3- 4							
1- 5		0- 0		0- 0		AWAY		0- 2		1- 3		1- 4							
2- 3		0- 2		0- 0		NEUTRAL		0- 1		2- 0		2- 0							
2- 8		0- 1		0- 0		CONFERENCE		0- 2		2- 5		2- 6							
0- 4		0- 0		0- 0		HOME		0- 2		0- 2		0- 3							
1- 4		0- 1		0- 0		AWAY		0- 0		1- 3		1- 3							
1- 0		0- 0		0- 0		NEUTRAL		0- 0		1- 0		1- 0							
RPI S	Opponent	Score		RPI S	Opponent	Score		RPI S	Opponent	Score		RPI S	Opponent	Score					
20 N	Minnesota	0	3					106 H	East Caro.	0	3	173 H	Jacksonville	0	3				
35 N	LSU	0	3					113 H	Va. Commonwealth	1	3	173 N	Jacksonville	3	1				
47 A	Fla. Atlantic	0	3					139 A	Ga. Southern	1	3	196 H	Maine	1	3				
								142 N	Fordham	2	3	199 A	East Tenn. St.	1	3				
								150 H	Belmont	0	3	230 A	Mercer	0	3				
								151 H	North Fla.	0	3	231 H	Lipscomb	2	3				
								156 A	TCU	0	3	234 H	High Point	0	3				
												237 A	North Carolina St.	0	3				
												245 A	Charleston So.	1	3				
												247 H	N.C. A&T	3	1				
												247 H	N.C. A&T	0	3				
												256 A	UNC Wilmington	0	3				
												258 H	Tex. A&M-Corp. Chris	2	3				
												267 A	Stetson	1	3				
												289 H	Radford	3	0				
												293 A	Gardner-Webb	3	1				
												297 A	UNC Greensboro	3	0				
												300 N	Citadel	3	2				
												311 N	South Carolina St.	3	0				
												317 H	Savannah St.	3	0				
LAST 10 GAMES																			
317 H	Savannah St.	3	0	234 H	High Point	0	3												
151 H	North Fla.	0	3	230 A	Mercer	0	3												
173 H	Jacksonville	0	3	247 H	N.C. A&T	3	1												
47 A	Fla. Atlantic	0	3	245 A	Charleston So.	1	3												
267 A	Stetson	1	3	256 A	UNC Wilmington	0	3												

Non-Div. I Games: Fayetteville St. 3 0 Barton 3 0

Campbell

George Mason

Through Games Of Final 2005 RPI

Average RPI Win:	272	WON-LOST	WINNING	LAST 10	STRENGTH OF	OPP. STRENGTH	TEAM	ADJ	CONF.	ADJ CONF.	
Average RPI Loss:	147	RECORD	PCT. RANK	GAMES	SCHEDULE	OF SCHEDULE	RPI	RPI	RPI	RPI	
DIV. I ONLY	4- 21	.16	295	0- 10	235	187	279	.34915	275	18	18
DIV. I NON-CONF.	3- 4	.42857	199	0- 0	290	236	260	.39902	254	17	17
<hr/>											
TOTALS	RPI 1-50	RPI 51-100		W-L RECORDS	RPI 101-158		RPI 159-999		RPI 150+		
4- 21	0- 0	0- 7		OVERALL	0- 4		4- 10		4- 12		
2- 12	0- 0	0- 4		HOME	0- 3		2- 5		2- 7		
0- 9	0- 0	0- 3		AWAY	0- 1		0- 5		0- 5		
2- 0	0- 0	0- 0		NEUTRAL	0- 0		2- 0		2- 0		
<hr/>											
3- 4	0- 0	0- 1		NON-CONFERENCE	0- 2		3- 1		3- 3		
1- 4	0- 0	0- 1		HOME	0- 2		1- 1		1- 3		
0- 0	0- 0	0- 0		AWAY	0- 0		0- 0		0- 0		
2- 0	0- 0	0- 0		NEUTRAL	0- 0		2- 0		2- 0		
<hr/>											
1- 17	0- 0	0- 6		CONFERENCE	0- 2		1- 9		1- 9		
1- 8	0- 0	0- 3		HOME	0- 1		1- 4		1- 4		
0- 9	0- 0	0- 3		AWAY	0- 1		0- 5		0- 5		
0- 0	0- 0	0- 0		NEUTRAL	0- 0		0- 0		0- 0		
<hr/>											
RPI S	Opponent	Score	RPI S	Opponent	Score	RPI S	Opponent	Score	RPI S	Opponent	Score
			75 A	Hofstra	0 3	113 A	Va. Commonwealth	0 3	160 A	James Madison	0 3
			75 H	Hofstra	1 3	113 H	Va. Commonwealth	0 3	160 H	James Madison	1 3
			85 A	Towson	0 3	155 H	George Washington	1 3	184 A	Northeastern	1 3
			85 H	Towson	1 3	156 H	TCU	0 3	184 H	Northeastern	1 3
			86 A	William & Mary	1 3				197 A	Delaware	0 3
			86 H	William & Mary	1 3				197 H	Delaware	0 3
			89 H	Cal Poly	0 3				206 A	Georgia St.	0 3
									206 H	Georgia St.	0 3
									220 H	Georgetown	2 3
									226 N	Iona	3 1
									256 A	UNC Wilmington	2 3
									256 H	UNC Wilmington	3 0
									290 H	Loyola (Md.)	3 1
									314 N	Md.-East. Shore	3 1
<hr/>											
LAST 10 GAMES											
			85 A	Towson	0 3	197 A	Delaware	0 3			
			160 H	James Madison	1 3	86 H	William & Mary	1 3			
			75 H	Hofstra	1 3	113 H	Va. Commonwealth	0 3			
			184 H	Northeastern	1 3	206 A	Georgia St.	0 3			
			197 H	Delaware	0 3	256 A	UNC Wilmington	2 3			

Non-Div. I Games:

George Mason

Harvard

Through Games Of Final 2005 RPI

Average RPI Win: 271		WON-LOST	WINNING	LAST 10	STRENGTH OF		OPP. STRENGTH	TEAM	ADJ	CONF.	ADJ CONF.
Average RPI Loss: 147		RECORD	PCT. RANK	GAMES	SCHEDULE		OF SCHEDULE	RPI	RPI	RPI	RPI
DIV. I ONLY		3- 21	.125	306	0- 10		244	175	290	.34813	276
DIV. I NON-CONF.		3- 7	.3	236	0- 0		294	198	288	.36309	277
TOTALS		RPI 1-50	RPI 51-100		W-L RECORDS		RPI 101-158		RPI 159-999		RPI 150+
3- 21	0- 0	0- 5		OVERALL		0- 6		3- 10		3- 12	
3- 9	0- 0	0- 2		HOME		0- 2		3- 5		3- 6	
0- 10	0- 0	0- 2		AWAY		0- 4		0- 4		0- 5	
0- 2	0- 0	0- 1		NEUTRAL		0- 0		0- 1		0- 1	
3- 7	0- 0	0- 1		NON-CONFERENCE		0- 2		3- 4		3- 4	
3- 2	0- 0	0- 0		HOME		0- 0		3- 2		3- 2	
0- 3	0- 0	0- 0		AWAY		0- 2		0- 1		0- 1	
0- 2	0- 0	0- 1		NEUTRAL		0- 0		0- 1		0- 1	
0- 14	0- 0	0- 4		CONFERENCE		0- 4		0- 6		0- 8	
0- 7	0- 0	0- 2		HOME		0- 2		0- 3		0- 4	
0- 7	0- 0	0- 2		AWAY		0- 2		0- 3		0- 4	
0- 0	0- 0	0- 0		NEUTRAL		0- 0		0- 0		0- 0	
RPI S	Opponent	Score	RPI S	Opponent	Score	RPI S	Opponent	Score	RPI S	Opponent	Score
			56 A	Cornell	0 3	114 A	Connecticut	0 3	165 A	Brown	1 3
			56 H	Cornell	1 3	131 A	Rutgers	0 3	165 H	Brown	0 3
			76 N	Temple	1 3	145 A	Penn	1 3	170 A	Dartmouth	0 3
			96 A	Yale	0 3	145 H	Penn	0 3	170 H	Dartmouth	0 3
			96 H	Yale	1 3	152 A	Princeton	0 3	184 A	Northeastern	1 3
						152 H	Princeton	1 3	186 A	Columbia	2 3
									186 H	Columbia	2 3
									196 N	Maine	1 3
									208 H	Boston College	2 3
									238 H	New Hampshire	2 3
									240 H	Rhode Island	3 2
									265 H	Holy Cross	3 0
									309 H	Sacred Heart	3 0
LAST 10 GAMES											
			96 H	Yale	1 3	165 H	Brown	0 3			
			56 H	Cornell	1 3	186 A	Columbia	2 3			
			186 H	Columbia	2 3	56 A	Cornell	0 3			
			165 A	Brown	1 3	145 H	Penn	0 3			
			96 A	Yale	0 3	152 H	Princeton	1 3			

Non-Div. I Games:

Harvard

Average RPI Win:		306	WON-LOST RECORD		WINNING PCT. RANK		LAST 10 GAMES		STRENGTH OF SCHEDULE		OPP. STRENGTH OF SCHEDULE		TEAM RPI		ADJ RPI		CONF. RPI		ADJ CONF. RPI				
Average RPI Loss:		191																					
DIV. I ONLY			14- 21		.4 202		5- 5		287		297		270		.34811 277		32		32				
DIV. I NON-CONF.			3- 15		.16667 285		0- 2		235		273		292		.33088 295		32		32				
TOTALS		RPI 1-50		RPI 51-100		W-L RECORDS		RPI 101-158		RPI 159-999		RPI 150+											
14- 21		0- 2		0- 2		OVERALL		0- 4		14- 13		14- 15											
5- 4		0- 0		0- 1		HOME		0- 1		5- 2		5- 3											
5- 8		0- 0		0- 1		AWAY		0- 0		5- 7		5- 7											
4- 9		0- 2		0- 0		NEUTRAL		0- 3		4- 4		4- 5											
3- 15		0- 2		0- 2		NON-CONFERENCE		0- 2		3- 9		3- 11											
1- 3		0- 0		0- 1		HOME		0- 1		1- 1		1- 2											
0- 7		0- 0		0- 1		AWAY		0- 0		0- 6		0- 6											
2- 5		0- 2		0- 0		NEUTRAL		0- 1		2- 2		2- 3											
11- 6		0- 0		0- 0		CONFERENCE		0- 2		11- 4		11- 4											
4- 1		0- 0		0- 0		HOME		0- 0		4- 1		4- 1											
5- 1		0- 0		0- 0		AWAY		0- 0		5- 1		5- 1											
2- 4		0- 0		0- 0		NEUTRAL		0- 2		2- 2		2- 2											
RPI	S	Opponent		Score		RPI	S	Opponent		Score		RPI	S	Opponent		Score							
29	N	California		0	3	81	H	American		0	3	102	N	Florida A&M		0	3	167	A	Texas St.		0	3
40	N	Albany (N.Y.)		0	3	94	A	Villanova		0	3	102	N	Florida A&M		0	3	181	A	Bucknell		0	3
												152	N	Princeton		1	3	227	A	UMBC		1	3
												153	H	Duquesne		0	3	243	H	La Salle		1	3
																		247	N	N.C. A&T		2	3
																		251	A	Lafayette		0	3
																		264	N	Lehigh		1	3
																		271	A	Delaware St.		0	3
																		271	H	Delaware St.		2	3
																		283	A	Rider		0	3
																		283	N	Rider		0	3
																		284	N	Bethune-Cookman		2	3
																		288	A	Hampton		3	2
																		288	H	Hampton		3	2
																		290	A	Loyola (Md.)		0	3
																		302	N	Wagner		3	0
																		302	N	Wagner		3	2
																		305	A	Howard		3	1
																		305	H	Howard		3	2
																		305	N	Howard		3	0
																		306	A	Coppin St.		3	1
																		306	H	Coppin St.		3	0
																		311	N	South Carolina St.		3	1
																		314	A	Md.-East. Shore		3	1
																		314	H	Md.-East. Shore		3	1
																		315	A	Norfolk St.		3	0
																		317	H	Savannah St.		3	0

Average RPI Win:	266	WON-LOST RECORD	WINNING PCT. RANK	LAST 10 GAMES	STRENGTH OF SCHEDULE	OPP. STRENGTH OF SCHEDULE	TEAM RPI	ADJ RPI	CONF. RPI	ADJ CONF. RPI					
DIV. I ONLY		6- 21	.22222 280	3- 7	264	223	278	.3463 278	25	25					
DIV. I NON-CONF.		2- 7	.22222 272	0- 0	161	91	234	.42911 225	29	28					
<hr/>															
TOTALS	RPI 1-50	RPI 51-100		W-L RECORDS	RPI 101-158		RPI 159-999		RPI 150+						
6- 21	0- 2	0- 2		OVERALL	1- 5		5- 12		6- 13						
4- 7	0- 0	0- 0		HOME	1- 2		3- 5		4- 5						
1- 12	0- 1	0- 2		AWAY	0- 2		1- 7		1- 8						
1- 2	0- 1	0- 0		NEUTRAL	0- 1		1- 0		1- 0						
<hr/>															
2- 7	0- 2	0- 1		NON-CONFERENCE	0- 4		2- 0		2- 0						
1- 2	0- 0	0- 0		HOME	0- 2		1- 0		1- 0						
0- 3	0- 1	0- 1		AWAY	0- 1		0- 0		0- 0						
1- 2	0- 1	0- 0		NEUTRAL	0- 1		1- 0		1- 0						
<hr/>															
4- 14	0- 0	0- 1		CONFERENCE	1- 1		3- 12		4- 13						
3- 5	0- 0	0- 0		HOME	1- 0		2- 5		3- 5						
1- 9	0- 0	0- 1		AWAY	0- 1		1- 7		1- 8						
0- 0	0- 0	0- 0		NEUTRAL	0- 0		0- 0		0- 0						
<hr/>															
RPI S	Opponent	Score	RPI S	Opponent	Score	RPI S	Opponent	Score	RPI S	Opponent	Score				
25 A	Maryland	0 3	59 A	Texas A&M	0 3	116 H	Iowa	1 3	167 A	Texas St.	2 3				
42 N	Marshall	0 3	64 A	Stephen F. Austin	0 3	117 H	Ark.-Little Rock	1 3	167 H	Texas St.	1 3				
						131 N	Rutgers	0 3	171 A	McNeese St.	1 3				
						147 A	Oklahoma	0 3	171 H	McNeese St.	0 3				
						158 A	UTSA	1 3	176 A	Sam Houston St.	1 3				
						158 H	UTSA	3 1	242 A	Northwestern St.	0 3				
												242 H	Northwestern St.	0 3	
												249 A	La.-Monroe	1 3	
												249 H	La.-Monroe	2 3	
												262 H	Tex.-Pan American	3 2	
												263 A	Lamar	1 3	
												263 H	Lamar	0 3	
												285 A	Southeastern La.	2 3	
												285 H	Southeastern La.	3 0	
												291 N	Prairie View	3 0	
												299 A	Nicholls St.	3 0	
												299 H	Nicholls St.	3 1	

Non-Div. I Games:

Texas-Arlington

Average RPI Win: 280		WON-LOST RECORD	WINNING PCT. RANK		LAST 10 GAMES		STRENGTH OF SCHEDULE		OPP. STRENGTH OF SCHEDULE		TEAM RPI	ADJ RPI	CONF. RPI	ADJ CONF. RPI
Average RPI Loss: 195			7- 16	.30435 246	4- 6	288	280	282	.34268 279	26	26			
DIV. I ONLY		2- 5	.28571 239	0- 0	293	293	295	.34175 293	24	24				
DIV. I NON-CONF.														
TOTALS		RPI 1-50	RPI 51-100		W-L RECORDS		RPI 101-158		RPI 159-999		RPI 150+			
7- 16	0- 0		0- 3	OVERALL	0- 2	7- 11	7- 11							
5- 7	0- 0		0- 1	HOME	0- 1	5- 5	5- 5							
2- 7	0- 0		0- 1	AWAY	0- 1	2- 5	2- 5							
0- 2	0- 0		0- 1	NEUTRAL	0- 0	0- 1	0- 1							
2- 5	0- 0		0- 1	NON-CONFERENCE	0- 0	2- 4	2- 4							
2- 2	0- 0		0- 0	HOME	0- 0	2- 2	2- 2							
0- 1	0- 0		0- 0	AWAY	0- 0	0- 1	0- 1							
0- 2	0- 0		0- 1	NEUTRAL	0- 0	0- 1	0- 1							
5- 11	0- 0		0- 2	CONFERENCE	0- 2	5- 7	5- 7							
3- 5	0- 0		0- 1	HOME	0- 1	3- 3	3- 3							
2- 6	0- 0		0- 1	AWAY	0- 1	2- 4	2- 4							
0- 0	0- 0		0- 0	NEUTRAL	0- 0	0- 0	0- 0							
RPI S	Opponent	Score	RPI S	Opponent	Score	RPI S	Opponent	Score	RPI S	Opponent	Score			
			82 N IPFW	0 3	115 H Tennessee St.	0 3	183 A Eastern Ill.	2 3						
			91 A Eastern Ky.	0 3	118 A Jacksonville St.	0 3	183 H Eastern Ill.	0 3						
			91 H Eastern Ky.	0 3			219 A Southeast Mo. St.	0 3						
							219 H Southeast Mo. St.	1 3						
							222 A Western Ill.	1 3						
							244 N Southern Miss.	1 3						
							252 A Austin Peay	2 3						
							252 H Austin Peay	1 3						
							268 H Tennessee Tech	3 1						
							270 A Samford	3 2						
							272 H South Ala.	3 1						
							272 H South Ala.	0 3						
							286 A Morehead St.	3 1						
							286 H Morehead St.	3 1						
							287 A Tenn.-Martin	1 3						
							287 H Tenn.-Martin	3 0						
							294 H Youngstown St.	3 0						
							294 H Youngstown St.	0 3						
LAST 10 GAMES														
			252 A Austin Peay	2 3	287 A Tenn.-Martin	1 3								
			268 H Tennessee Tech	3 1	118 A Jacksonville St.	0 3								
			287 H Tenn.-Martin	3 0	270 A Samford	3 2								
			183 A Eastern Ill.	2 3	286 H Morehead St.	3 1								
			219 A Southeast Mo. St.	0 3	91 H Eastern Ky.	0 3								

Non-Div. I Games:

Murray St.

Average RPI Win:	287	WON-LOST RECORD	WINNING PCT. RANK	LAST 10 GAMES	STRENGTH OF SCHEDULE	OPP. STRENGTH OF SCHEDULE	TEAM RPI	ADJ RPI	CONF. RPI	ADJ CONF. RPI	
DIV. I ONLY	10- 21	.32258	236	7- 3	281	289	277	.33848	280	31	31
DIV. I NON-CONF.	4- 15	.21053	277	1- 0	241	267	285	.34754	289	31	30
<hr/>											
TOTALS	RPI 1-50	RPI 51-100		W-L RECORDS	RPI 101-158		RPI 159-999		RPI 150+		
10- 21	0- 0	0- 1		OVERALL	0- 6		10- 14		10- 15		
6- 5	0- 0	0- 0		HOME	0- 0		6- 5		6- 5		
2- 9	0- 0	0- 1		AWAY	0- 4		2- 4		2- 5		
2- 7	0- 0	0- 0		NEUTRAL	0- 2		2- 5		2- 5		
<hr/>											
4- 15	0- 0	0- 0		NON-CONFERENCE	0- 6		4- 9		4- 10		
3- 3	0- 0	0- 0		HOME	0- 0		3- 3		3- 3		
0- 7	0- 0	0- 0		AWAY	0- 4		0- 3		0- 4		
1- 5	0- 0	0- 0		NEUTRAL	0- 2		1- 3		1- 3		
<hr/>											
6- 6	0- 0	0- 1		CONFERENCE	0- 0		6- 5		6- 5		
3- 2	0- 0	0- 0		HOME	0- 0		3- 2		3- 2		
2- 2	0- 0	0- 1		AWAY	0- 0		2- 1		2- 1		
1- 2	0- 0	0- 0		NEUTRAL	0- 0		1- 2		1- 2		
<hr/>											
RPI S	Opponent	Score	RPI S	Opponent	Score	RPI S	Opponent	Score	RPI S	Opponent	Score
			83 A	Long Island	0 3	119 A	Toledo	0 3	163 H	Navy	2 3
						134 A	Seton Hall	0 3	169 A	Niagara	0 3
						135 N	Cleveland St.	0 3	169 H	Niagara	1 3
						138 A	West Virginia	0 3	175 A	Central Conn. St.	3 2
						148 N	Siena	0 3	181 H	Bucknell	1 3
						153 A	Duquesne	0 3	181 N	Bucknell	1 3
									190 A	Stony Brook	1 3
									211 A	Robert Morris	0 3
									211 H	Robert Morris	1 3
									211 N	Robert Morris	0 3
									261 A	Canisius	2 3
									283 N	Rider	3 0
									290 H	Loyola (Md.)	3 2
									294 H	Youngstown St.	3 1
									294 N	Youngstown St.	0 3
									296 N	Chicago St.	2 3
									298 H	Fairleigh Dickinson	3 1
									298 N	Fairleigh Dickinson	1 3
									302 H	Wagner	3 1
									304 A	Quinnipiac	3 2
									304 N	Quinnipiac	3 0
									306 H	Coppin St.	3 1
									309 H	Sacred Heart	0 3
									312 H	St. Francis (N.Y.)	3 0
			LAST 10 GAMES								
			211 N	Robert Morris	0 3	304 N	Quinnipiac	3 0			
			302 H	Wagner	3 1	211 A	Robert Morris	0 3			
			298 H	Fairleigh Dickinson	3 1	294 H	Youngstown St.	3 1			
			309 H	Sacred Heart	0 3	304 A	Quinnipiac	3 2			
			312 H	St. Francis (N.Y.)	3 0	175 A	Central Conn. St.	3 2			

Non-Div. I Games:

St. Francis (Pa.)

[illegible]

Non-Div. I Games:

Indiana St.

Average RPI Win:	299	WON-LOST RECORD	WINNING PCT. RANK	LAST 10 GAMES	STRENGTH OF SCHEDULE	OPP. STRENGTH OF SCHEDULE	TEAM RPI	ADJ RPI	CONF. RPI	ADJ CONF. RPI				
DIV. I ONLY		10- 18	.35714	221	6- 3	292	301	283	.33427	282	33	33		
DIV. I NON-CONF.		1- 10	.09091	300	1- 0	263	244	303	.31506	300	33	33		
<hr/>														
TOTALS	RPI 1-50	RPI 51-100		W-L RECORDS		RPI 101-158		RPI 159-999		RPI 150+				
10- 18	0- 1	0- 0		OVERALL		0- 1		10- 16		10- 16				
5- 2	0- 0	0- 0		HOME		0- 0		5- 2		5- 2				
3- 10	0- 0	0- 0		AWAY		0- 0		3- 10		3- 10				
2- 6	0- 1	0- 0		NEUTRAL		0- 1		2- 4		2- 4				
<hr/>														
1- 10	0- 1	0- 0		NON-CONFERENCE		0- 1		1- 8		1- 8				
1- 0	0- 0	0- 0		HOME		0- 0		1- 0		1- 0				
0- 5	0- 0	0- 0		AWAY		0- 0		0- 5		0- 5				
0- 5	0- 1	0- 0		NEUTRAL		0- 1		0- 3		0- 3				
<hr/>														
9- 8	0- 0	0- 0		CONFERENCE		0- 0		9- 8		9- 8				
4- 2	0- 0	0- 0		HOME		0- 0		4- 2		4- 2				
3- 5	0- 0	0- 0		AWAY		0- 0		3- 5		3- 5				
2- 1	0- 0	0- 0		NEUTRAL		0- 0		2- 1		2- 1				
<hr/>														
RPI	S	Opponent	Score		RPI	S	Opponent	Score		RPI	S	Opponent	Score	
39	N	Alabama	0	3						150	N	Belmont	0	3
										164	A	Chattanooga	0	3
										164	A	Chattanooga	0	3
										188	A	Alabama A&M	2	3
										188	H	Alabama A&M	2	3
										188	N	Alabama A&M	2	3
										200	N	Louisiana Tech	0	3
										210	A	Birmingham-So.	0	3
										217	A	Mississippi Val.	0	3
										217	H	Mississippi Val.	1	3
										248	A	Grambling	0	3
										248	H	Grambling	3	2
										252	N	Austin Peay	1	3
										260	A	La.-Lafayette	0	3
										285	A	Southeastern La.	0	3
										285	H	Southeastern La.	3	1
										291	A	Prairie View	1	3
										291	N	Prairie View	3	2
										301	N	Centenary (La.)	2	3
										303	A	Alabama St.	2	3
										303	H	Alabama St.	3	1
										303	N	Alabama St.	3	2
										307	A	Ark.-Pine Bluff	3	0
										308	A	Southern U.	3	0
										308	H	Southern U.	3	0
										316	A	Alcorn St.	3	0
316	H	Alcorn St.	3	0										
LAST 10 GAMES														
291	A	Prairie View	1	3	303	N	Alabama St.	3	2	307	A	Ark.-Pine Bluff	3	0
308	A	Southern U.	3	0	188	N	Alabama A&M	2	3	308	H	Southern U.	3	0
316	A	Alcorn St.	3	0	291	N	Prairie View	3	2	316	A	Alcorn St.	3	0
285	H	Southeastern La.	3	1	303	H	Alabama St.	3	1	316	H	Alcorn St.	3	0
188	H	Alabama A&M	2	3	217	A	Mississippi Val.	0	3					

Average RPI Win: 291		WON-LOST RECORD	WINNING PCT. RANK		LAST 10 GAMES	STRENGTH OF SCHEDULE	OPP. STRENGTH OF SCHEDULE	TEAM RPI	ADJ RPI	CONF. RPI	ADJ CONF. RPI		
Average RPI Loss: 209													
DIV. I ONLY		10- 19	.34483	231	3- 7	295	290	286	.33357	283	27	27	
DIV. I NON-CONF.		8- 11	.42105	200	1- 0	296	297	282	.35897	279	25	27	
<hr/>													
TOTALS		RPI 1-50	RPI 51-100		W-L RECORDS	RPI 101-158		RPI 159-999		RPI 150+			
10- 19	0- 0		0- 1		OVERALL	0- 5		10- 13		10- 15			
4- 5	0- 0		0- 0		HOME	0- 2		4- 3		4- 4			
3- 9	0- 0		0- 1		AWAY	0- 2		3- 6		3- 7			
3- 5	0- 0		0- 0		NEUTRAL	0- 1		3- 4		3- 4			
8- 11	0- 0		0- 1		NON-CONFERENCE	0- 4		8- 6		8- 8			
3- 1	0- 0		0- 0		HOME	0- 1		3- 0		3- 1			
2- 6	0- 0		0- 1		AWAY	0- 2		2- 3		2- 4			
3- 4	0- 0		0- 0		NEUTRAL	0- 1		3- 3		3- 3			
2- 8	0- 0		0- 0		CONFERENCE	0- 1		2- 7		2- 7			
1- 4	0- 0		0- 0		HOME	0- 1		1- 3		1- 3			
1- 3	0- 0		0- 0		AWAY	0- 0		1- 3		1- 3			
0- 1	0- 0		0- 0		NEUTRAL	0- 0		0- 1		0- 1			
RPI	S	Opponent	Score	RPI	S	Opponent	Score	RPI	S	Opponent	Score		
				94	A	Villanova	0 3	134	A	Seton Hall	0 3		
								135	N	Cleveland St.	0 3		
								148	H	Siena	0 3		
								152	H	Princeton	0 3		
								153	A	Duquesne	0 3		
										166	A	Fairfield	1 3
										169	A	Niagara	1 3
										218	H	St. Peter's	0 3
										221	H	Manhattan	2 3
										221	N	Manhattan	2 3
										226	A	Iona	1 3
										243	A	La Salle	1 3
										251	A	Lafayette	2 3
										259	H	Marist	3 1
										261	A	Canisius	3 2
										264	N	Lehigh	2 3
										277	H	Morgan St.	3 0
										277	N	Morgan St.	3 0
										280	N	St. Francis (Pa.)	0 3
										290	H	Loyola (Md.)	1 3
										298	A	Fairleigh Dickinson	1 3
										302	H	Wagner	3 1
										302	N	Wagner	3 0
										302	N	Wagner	3 0
										309	A	Sacred Heart	3 1
										310	H	Providence	3 0
										312	A	St. Francis (N.Y.)	3 0
										314	N	Md.-East. Shore	1 3
				LAST 10 GAMES									
				169	A	Niagara	1 3	261	A	Canisius	3 2		
				218	H	St. Peter's	0 3	148	H	Siena	0 3		
				221	H	Manhattan	2 3	259	H	Marist	3 1		
				310	H	Providence	3 0	226	A	Iona	1 3		
				290	H	Loyola (Md.)	1 3	166	A	Fairfield	1 3		

Non-Div. I Games:

Rider

Average RPI Win: 306		WON-LOST	WINNING	LAST 10	STRENGTH OF		OPP. STRENGTH	TEAM	ADJ	CONF.	ADJ CONF.
Average RPI Loss: 193		RECORD	PCT. RANK	GAMES	SCHEDULE		OF SCHEDULE	RPI	RPI	RPI	RPI
DIV. I ONLY		12- 21	.36364	219	3- 7		296	294	281	.3322	284
DIV. I NON-CONF.		4- 13	.23529	268	0- 3		275	268	293	.33616	294
TOTALS		RPI 1-50	RPI 51-100		W-L RECORDS		RPI 101-158		RPI 159-999		RPI 150+
12- 21	0- 2	0- 0		OVERALL		0- 3		12- 16		12- 17	
4- 4	0- 0	0- 0		HOME		0- 1		4- 3		4- 3	
4- 9	0- 2	0- 0		AWAY		0- 2		4- 5		4- 6	
4- 8	0- 0	0- 0		NEUTRAL		0- 0		4- 8		4- 8	
4- 13	0- 2	0- 0		NON-CONFERENCE		0- 1		4- 10		4- 11	
2- 2	0- 0	0- 0		HOME		0- 0		2- 2		2- 2	
1- 6	0- 2	0- 0		AWAY		0- 1		1- 3		1- 4	
1- 5	0- 0	0- 0		NEUTRAL		0- 0		1- 5		1- 5	
8- 8	0- 0	0- 0		CONFERENCE		0- 2		8- 6		8- 6	
2- 2	0- 0	0- 0		HOME		0- 1		2- 1		2- 1	
3- 3	0- 0	0- 0		AWAY		0- 1		3- 2		3- 2	
3- 3	0- 0	0- 0		NEUTRAL		0- 0		3- 3		3- 3	
RPI S	Opponent	Score		RPI S	Opponent	Score		RPI S	Opponent	Score	
47 A	Fla. Atlantic	0	3					162 N	Florida Int'l	0	3
47 A	Fla. Atlantic	0	3					166 N	Fairfield	0	3
								172 H	UCF	0	3
								173 A	Jacksonville	0	3
								173 H	Jacksonville	0	3
								192 N	Furman	0	3
								200 N	Louisiana Tech	0	3
								232 A	Troy	0	3
								247 A	N.C. A&T	0	3
								247 A	N.C. A&T	0	3
								247 H	N.C. A&T	1	3
								267 A	Stetson	0	3
								267 N	Stetson	0	3
								271 N	Delaware St.	3	1
								271 N	Delaware St.	2	3
								277 N	Morgan St.	3	2
								288 N	Hampton	1	3
								300 H	Citadel	3	1
								305 N	Howard	0	3
								306 N	Coppin St.	3	2
								311 A	South Carolina St.	3	1
								311 H	South Carolina St.	3	0
								314 A	Md.-East. Shore	3	2
								315 A	Norfolk St.	3	1
								315 H	Norfolk St.	3	1
								316 N	Alcorn St.	3	1
								317 A	Savannah St.	3	2
LAST 10 GAMES				LAST 10 GAMES				LAST 10 GAMES			
247 A	N.C. A&T	0	3	271 N	Delaware St.	3	1	314 A	Md.-East. Shore	3	2
102 H	Florida A&M	0	3	311 H	South Carolina St.	3	0	315 A	Norfolk St.	3	1
173 A	Jacksonville	0	3	173 H	Jacksonville	0	3	315 H	Norfolk St.	3	1
247 H	N.C. A&T	1	3	267 A	Stetson	0	3	316 N	Alcorn St.	3	1
314 A	Md.-East. Shore	3	2	102 A	Florida A&M	0	3	317 A	Savannah St.	3	2

Non-Div. I Games:

Bethune-Cookman

RPI	S	Opponent	Score	
317	H	Savannah St.	3	0

Bethune-Cookman

B
e
t
h
u
n
e
-
C
o
o
k
m
a
n

B
e
t
h
u
n
e
-
C
o
o
k
m
a
n

Average RPI Win: 297		WON-LOST	WINNING	LAST 10	STRENGTH OF		OPP. STRENGTH	TEAM	ADJ	CONF.	ADJ CONF.
Average RPI Loss: 188		RECORD	PCT. RANK	GAMES	SCHEDULE		OF SCHEDULE	RPI	RPI	RPI	RPI
DIV. I ONLY		6- 21	.22222	280	0- 10		255	287	289	.33003	25
DIV. I NON-CONF.		4- 6	.4	206	0- 1		233	310	255	.39976	28
TOTALS		RPI 1-50	RPI 51-100		W-L RECORDS		RPI 101-158		RPI 159-999		RPI 150+
6- 21	0- 0	0- 2		OVERALL		0- 4		6- 15		6- 17	
6- 8	0- 0	0- 1		HOME		0- 1		6- 6		6- 7	
0- 11	0- 0	0- 1		AWAY		0- 1		0- 9		0- 10	
0- 2	0- 0	0- 0		NEUTRAL		0- 2		0- 0		0- 0	
4- 6	0- 0	0- 0		NON-CONFERENCE		0- 2		4- 4		4- 4	
4- 2	0- 0	0- 0		HOME		0- 0		4- 2		4- 2	
0- 2	0- 0	0- 0		AWAY		0- 0		0- 2		0- 2	
0- 2	0- 0	0- 0		NEUTRAL		0- 2		0- 0		0- 0	
2- 15	0- 0	0- 2		CONFERENCE		0- 2		2- 11		2- 13	
2- 6	0- 0	0- 1		HOME		0- 1		2- 4		2- 5	
0- 9	0- 0	0- 1		AWAY		0- 1		0- 7		0- 8	
0- 0	0- 0	0- 0		NEUTRAL		0- 0		0- 0		0- 0	
RPI S	Opponent	Score	RPI S	Opponent	Score	RPI S	Opponent	Score	RPI S	Opponent	Score
			64 A	Stephen F. Austin	1 3	115 N	Tennessee St.	1 3	167 A	Texas St.	0 3
			64 H	Stephen F. Austin	0 3	139 N	Ga. Southern	1 3	167 H	Texas St.	0 3
						158 A	UTSA	0 3	171 A	McNeese St.	0 3
						158 H	UTSA	0 3	171 H	McNeese St.	0 3
									176 A	Sam Houston St.	0 3
									176 H	Sam Houston St.	1 3
									178 A	UAB	0 3
									195 H	New Orleans	0 3
									242 A	Northwestern St.	0 3
									244 H	Southern Miss.	2 3
									249 A	La.-Monroe	0 3
									263 H	Lamar	1 3
									278 A	Texas-Arlington	0 3
									278 H	Texas-Arlington	3 2
									282 A	Jackson St.	1 3
									282 H	Jackson St.	3 0
									299 A	Nicholls St.	2 3
									299 H	Nicholls St.	3 0
									301 H	Centenary (La.)	3 0
									303 H	Alabama St.	3 0
									316 H	Alcorn St.	3 0
LAST 10 GAMES											
			278 A	Texas-Arlington	0 3	299 A	Nicholls St.	2 3			
			282 A	Jackson St.	1 3	263 H	Lamar	1 3			
			176 H	Sam Houston St.	1 3	171 H	McNeese St.	0 3			
			64 H	Stephen F. Austin	0 3	249 A	La.-Monroe	0 3			
			158 H	UTSA	0 3	242 A	Northwestern St.	0 3			

Non-Div. I Games:

Southeastern La.

Average RPI Win:		262	WON-LOST RECORD		WINNING PCT. RANK		LAST 10 GAMES		STRENGTH OF SCHEDULE		OPP. STRENGTH OF SCHEDULE		TEAM RPI		ADJ RPI		CONF. RPI		ADJ CONF. RPI		
DIV. I ONLY			6- 26		.1875 289		0- 10		258		210		288		.32979 286		26		26		
DIV. I NON-CONF.			4- 12		.25 253		0- 0		185		154		246		.40395 249		24		24		
TOTALS		RPI 1-50		RPI 51-100		W-L RECORDS		RPI 101-158		RPI 159-999		RPI 150+									
6- 26		0- 2		0- 5		OVERALL		0- 6		6- 13		6- 14									
2- 9		0- 1		0- 1		HOME		0- 2		1- 4		1- 4									
2- 11		0- 0		0- 4		AWAY		0- 2		2- 5		2- 5									
3- 7		0- 1		0- 0		NEUTRAL		0- 2		3- 4		3- 5									
4- 12		0- 2		0- 3		NON-CONFERENCE		0- 3		4- 4		4- 5									
0- 1		0- 1		0- 0		HOME		0- 0		0- 0		0- 0									
1- 4		0- 0		0- 3		AWAY		0- 1		1- 0		1- 0									
3- 7		0- 1		0- 0		NEUTRAL		0- 2		3- 4		3- 5									
2- 14		0- 0		0- 2		CONFERENCE		0- 3		2- 9		2- 9									
1- 7		0- 0		0- 1		HOME		0- 2		1- 4		1- 4									
1- 7		0- 0		0- 1		AWAY		0- 1		1- 5		1- 5									
0- 0		0- 0		0- 0		NEUTRAL		0- 0		0- 0		0- 0									
RPI	S	Opponent		Score		RPI	S	Opponent		Score		RPI	S	Opponent		Score					
42	N	Marshall		0	3	62	A	Kentucky		0	3	105	A	Wake Forest		1	3				
50	H	Cincinnati		0	3	78	A	Miami (Ohio)		0	3	115	A	Tennessee St.		0	3				
						91	A	Eastern Ky.		0	3	115	H	Tennessee St.		0	3				
						91	H	Eastern Ky.		1	3	118	H	Jacksonville St.		1	3				
						92	A	Xavier		0	3	138	N	West Virginia		0	3				
												153	N	Duquesne		1	3				
						LAST 10 GAMES															
						268 H Tennessee Tech						2	3	91 A Eastern Ky.						0	3
						115 A Tennessee St.						0	3	252 H Austin Peay						0	3
						252 A Austin Peay						2	3	115 H Tennessee St.						0	3
						118 H Jacksonville St.						1	3	279 A Murray St.						1	3
						270 H Samford						0	3	287 A Tenn.-Martin						0	3
														287 H Tenn.-Martin						3	1
														293 A Gardner-Webb						3	0
														306 N Coppin St.						3	0

Non-Div. I Games:

Morehead St.

Average RPI Win: 280		WON-LOST	WINNING	LAST 10	STRENGTH OF		OPP. STRENGTH	TEAM	ADJ	CONF.	ADJ CONF.
Average RPI Loss: 168		RECORD	PCT. RANK	GAMES	SCHEDULE		OF SCHEDULE	RPI	RPI	RPI	RPI
DIV. I ONLY		5- 29	.14706	301	3- 7		214	235	284	.32554	287
DIV. I NON-CONF.		2- 15	.11765	296	0- 0		157	183	270	.37218	272
TOTALS		RPI 1-50	RPI 51-100		W-L RECORDS		RPI 101-158		RPI 159-999		RPI 150+
5- 29	0- 2	0- 2		OVERALL		0- 9		5- 16		5- 16	
3- 7	0- 0	0- 1		HOME		0- 1		3- 5		3- 5	
0- 14	0- 2	0- 1		AWAY		0- 4		0- 7		0- 7	
2- 8	0- 0	0- 0		NEUTRAL		0- 4		2- 4		2- 4	
2- 15	0- 2	0- 0		NON-CONFERENCE		0- 6		2- 7		2- 7	
0- 2	0- 0	0- 0		HOME		0- 0		0- 2		0- 2	
0- 6	0- 2	0- 0		AWAY		0- 2		0- 2		0- 2	
2- 7	0- 0	0- 0		NEUTRAL		0- 4		2- 3		2- 3	
3- 14	0- 0	0- 2		CONFERENCE		0- 3		3- 9		3- 9	
3- 5	0- 0	0- 1		HOME		0- 1		3- 3		3- 3	
0- 8	0- 0	0- 1		AWAY		0- 2		0- 5		0- 5	
0- 1	0- 0	0- 0		NEUTRAL		0- 0		0- 1		0- 1	
RPI S	Opponent	Score		RPI S	Opponent	Score		RPI S	Opponent	Score	
12 A	Ohio	0	3	91 A	Eastern Ky.	0	3	104 N	Idaho	0	3
43 A	Middle Tenn.	0	3	91 H	Eastern Ky.	2	3	111 A	Mississippi St.	0	3
								115 A	Tennessee St.	0	3
								115 H	Tennessee St.	0	3
								117 N	Ark.-Little Rock	0	3
								117 N	Ark.-Little Rock	0	3
								118 A	Jacksonville St.	0	3
								138 N	West Virginia	0	3
								150 A	Belmont	0	3
								171 N	McNeese St.	1	3
								179 A	Memphis	0	3
								183 A	Eastern Ill.	0	3
								183 H	Eastern Ill.	0	3
								188 N	Alabama A&M	1	3
								209 N	IUPUI	1	3
								212 A	Arkansas St.	2	3
								212 H	Arkansas St.	0	3
								219 A	Southeast Mo. St.	0	3
								219 H	Southeast Mo. St.	0	3
								231 H	Lipscomb	1	3
								252 H	Austin Peay	1	3
								260 N	La.-Lafayette	3	1
								268 H	Tennessee Tech	3	1
								268 N	Tennessee Tech	0	3
								270 A	Samford	2	3
								279 A	Murray St.	0	3
								279 H	Murray St.	3	1
								286 A	Morehead St.	1	3
								286 H	Morehead St.	3	0
								307 N	Ark.-Pine Bluff	3	0
				LAST 10 GAMES							
				115 A	Tennessee St.	0	3	279 H	Murray St.	3	1
				268 H	Tennessee Tech	3	1	270 A	Samford	2	3
				279 A	Murray St.	0	3	118 A	Jacksonville St.	0	3
				219 A	Southeast Mo. St.	0	3	91 H	Eastern Ky.	2	3
				183 A	Eastern Ill.	0	3	286 H	Morehead St.	3	0

Non-Div. I Games:

Tenn.-Martin

Average RPI Win:	307	WON-LOST	WINNING	LAST 10	STRENGTH OF	OPP. STRENGTH	TEAM	ADJ	CONF.	ADJ CONF.		
Average RPI Loss:	241	RECORD	PCT. RANK	GAMES	SCHEDULE	OF SCHEDULE	RPI	RPI	RPI	RPI		
DIV. I ONLY		18- 15	.54545	131	7- 3	315	312	293	.32511	288	32	32
DIV. I NON-CONF.		5- 3	.625	98	0- 1	311	313	264	.39786	255	32	32
<hr/>												
TOTALS	RPI 1-50	RPI 51-100		W-L RECORDS		RPI 101-158		RPI 159-999		RPI 150+		
18- 15	0- 0	0- 1		OVERALL		0- 2		18- 12		18- 12		
9- 5	0- 0	0- 1		HOME		0- 0		9- 4		9- 4		
5- 4	0- 0	0- 0		AWAY		0- 0		5- 4		5- 4		
4- 6	0- 0	0- 0		NEUTRAL		0- 2		4- 4		4- 4		
5- 3	0- 0	0- 1		NON-CONFERENCE		0- 0		5- 2		5- 2		
2- 2	0- 0	0- 1		HOME		0- 0		2- 1		2- 1		
2- 0	0- 0	0- 0		AWAY		0- 0		2- 0		2- 0		
1- 1	0- 0	0- 0		NEUTRAL		0- 0		1- 1		1- 1		
13- 12	0- 0	0- 0		CONFERENCE		0- 2		13- 10		13- 10		
7- 3	0- 0	0- 0		HOME		0- 0		7- 3		7- 3		
3- 4	0- 0	0- 0		AWAY		0- 0		3- 4		3- 4		
3- 5	0- 0	0- 0		NEUTRAL		0- 2		3- 3		3- 3		
RPI S	Opponent	Score	RPI S	Opponent	Score	RPI S	Opponent	Score	RPI S	Opponent	Score	
			86 H	William & Mary	0 3		102 N Florida A&M	0 3		163 H	Navy	1 3
							102 N Florida A&M	0 3		247 H	N.C. A&T	1 3
										247 N	N.C. A&T	2 3
										271 A	Delaware St.	1 3
										271 H	Delaware St.	3 0
										277 A	Morgan St.	2 3
										277 H	Morgan St.	2 3
										284 N	Bethune-Cookman	3 1
										293 N	Gardner-Webb	1 3
										293 N	Gardner-Webb	3 1
										305 A	Howard	3 1
										305 H	Howard	3 2
										305 N	Howard	3 1
										306 A	Coppin St.	0 3
										306 H	Coppin St.	2 3
										308 H	Southern U.	3 0
										311 A	South Carolina St.	1 3
										311 H	South Carolina St.	3 1
										311 N	South Carolina St.	1 3
										311 N	South Carolina St.	0 3
										313 H	Texas Southern	3 0
			LAST 10 GAMES							314 A	Md.-East. Shore	3 1
			102 N	Florida A&M	0 3		305 H	Howard	3 2	314 H	Md.-East. Shore	3 0
			311 H	South Carolina St.	3 1		315 A	Norfolk St.	3 0	315 A	Norfolk St.	3 0
			271 H	Delaware St.	3 0		315 H	Norfolk St.	3 0	315 H	Norfolk St.	3 0
			102 N	Florida A&M	0 3		86 H	William & Mary	0 3	315 H	Norfolk St.	3 0
			284 N	Bethune-Cookman	3 1		314 A	Md.-East. Shore	3 1	315 H	Norfolk St.	3 0

RPI	S	Opponent	Score	
315	N	Norfolk St.	3	1
317	A	Savannah St.	3	1
317	A	Savannah St.	3	1

Hampton

H
a
m
p
t
o
n

H
a
m
p
t
o
n

Average RPI Win: 306		WON-LOST	WINNING	LAST 10	STRENGTH OF		OPP. STRENGTH	TEAM	ADJ	CONF.	ADJ CONF.		
Average RPI Loss: 177		RECORD	PCT. RANK	GAMES	SCHEDULE		OF SCHEDULE	RPI	RPI	RPI	RPI		
DIV. I ONLY		2- 22	.08333	310	0- 10		188	263	292	.32108	289	19	19
DIV. I NON-CONF.		2- 7	.22222	272	0- 1		277	294	298	.33041	297	21	21
<hr/>													
TOTALS		RPI 1-50		RPI 51-100		W-L RECORDS		RPI 101-158		RPI 159-999		RPI 150+	
2- 22		0- 0		0- 7		OVERALL		0- 1		2- 14		2- 14	
1- 8		0- 0		0- 3		HOME		0- 0		1- 5		1- 5	
0- 11		0- 0		0- 4		AWAY		0- 1		0- 6		0- 6	
1- 3		0- 0		0- 0		NEUTRAL		0- 0		1- 3		1- 3	
2- 7		0- 0		0- 0		NON-CONFERENCE		0- 1		2- 6		2- 6	
1- 1		0- 0		0- 0		HOME		0- 0		1- 1		1- 1	
0- 3		0- 0		0- 0		AWAY		0- 1		0- 2		0- 2	
1- 3		0- 0		0- 0		NEUTRAL		0- 0		1- 3		1- 3	
0- 15		0- 0		0- 7		CONFERENCE		0- 0		0- 8		0- 8	
0- 7		0- 0		0- 3		HOME		0- 0		0- 4		0- 4	
0- 8		0- 0		0- 4		AWAY		0- 0		0- 4		0- 4	
0- 0		0- 0		0- 0		NEUTRAL		0- 0		0- 0		0- 0	
RPI S	Opponent	Score	RPI S	Opponent	Score	RPI S	Opponent	Score	RPI S	Opponent	Score		
			57 A	Winthrop	0 3	113 A	Va. Commonwealth	0 3	199 A	East Tenn. St.	1 3		
			57 A	Winthrop	0 3				199 N	East Tenn. St.	1 3		
			57 H	Winthrop	0 3				210 A	Birmingham-So.	0 3		
			98 A	Coastal Caro.	0 3				210 H	Birmingham-So.	0 3		
			98 H	Coastal Caro.	0 3				212 A	Liberty	2 3		
			99 A	UNC Asheville	0 3				212 H	Liberty	2 3		
			99 H	UNC Asheville	0 3				234 A	High Point	0 3		
									234 H	High Point	1 3		
									239 H	Wofford	1 3		
									245 A	Charleston So.	2 3		
									245 H	Charleston So.	0 3		
									247 N	N.C. A&T	0 3		
									258 N	Tex. A&M-Corp. Chris	2 3		
									274 A	Campbell	0 3		
									297 N	UNC Greensboro	3 2		
									315 H	Norfolk St.	3 0		
LAST 10 GAMES													
			57 A	Winthrop	0 3	212 A	Liberty	2 3					
			245 H	Charleston So.	0 3	210 A	Birmingham-So.	0 3					
			98 H	Coastal Caro.	0 3	99 A	UNC Asheville	0 3					
			199 A	East Tenn. St.	1 3	234 A	High Point	0 3					
			210 H	Birmingham-So.	0 3	57 A	Winthrop	0 3					

Non-Div. I Games: West Va. Wesleyan 3 0

Radford

Average RPI Win:	283	WON-LOST RECORD	WINNING PCT. RANK	LAST 10 GAMES	STRENGTH OF SCHEDULE	OPP. STRENGTH OF SCHEDULE	TEAM RPI	ADJ RPI	CONF. RPI	ADJ CONF. RPI	
Average RPI Loss:	186										
DIV. I ONLY	7- 25	.21875	284	1- 9	262	264	287	.31936	290	27	27
DIV. I NON-CONF.	6- 17	.26087	252	1- 2	242	255	272	.35189	285	25	27
<hr/>											
TOTALS	RPI 1-50	RPI 51-100		W-L RECORDS	RPI 101-158		RPI 159-999		RPI 150+		
7- 25	0- 0	0- 4		OVERALL	0- 4		7- 17		7- 17		
4- 7	0- 0	0- 1		HOME	0- 1		4- 5		4- 5		
3- 11	0- 0	0- 2		AWAY	0- 1		3- 8		3- 8		
0- 7	0- 0	0- 1		NEUTRAL	0- 2		0- 4		0- 4		
6- 17	0- 0	0- 4		NON-CONFERENCE	0- 3		6- 10		6- 10		
4- 3	0- 0	0- 1		HOME	0- 0		4- 2		4- 2		
2- 7	0- 0	0- 2		AWAY	0- 1		2- 4		2- 4		
0- 7	0- 0	0- 1		NEUTRAL	0- 2		0- 4		0- 4		
1- 8	0- 0	0- 0		CONFERENCE	0- 1		1- 7		1- 7		
0- 4	0- 0	0- 0		HOME	0- 1		0- 3		0- 3		
1- 4	0- 0	0- 0		AWAY	0- 0		1- 4		1- 4		
0- 0	0- 0	0- 0		NEUTRAL	0- 0		0- 0		0- 0		
<hr/>											
RPI S	Opponent	Score	RPI S	Opponent	Score	RPI S	Opponent	Score	RPI S	Opponent	Score
			57 N	Winthrop	0 3	130 A	Charlotte	0 3	163 H	Navy	1 3
			81 A	American	0 3	134 N	Seton Hall	0 3	166 A	Fairfield	0 3
			85 H	Towson	0 3	148 H	Siena	0 3	169 A	Niagara	0 3
			89 A	Cal Poly	0 3	149 N	San Jose St.	0 3	177 N	North Texas	1 3
									201 N	Portland	0 3
									211 A	Robert Morris	0 3
									218 H	St. Peter's	0 3
									221 H	Manhattan	1 3
									223 N	Davidson	2 3
									226 A	Iona	0 3
									227 H	UMBC	0 3
									227 N	UMBC	1 3
									243 A	La Salle	3 2
									251 A	Lafayette	3 2
									259 H	Marist	1 3
									261 A	Canisius	1 3
									264 A	Lehigh	1 3
									275 A	George Mason	1 3
									277 H	Morgan St.	3 0
									280 A	St. Francis (Pa.)	2 3
									283 A	Rider	3 1
									305 H	Howard	3 0
									306 H	Coppin St.	3 0
									314 H	Md.-East. Shore	3 0
<hr/>											
			LAST 10 GAMES								
			169 A	Niagara	0 3	261 A	Canisius	1 3	306 H	Coppin St.	3 0
			226 A	Iona	0 3	163 H	Navy	1 3	314 H	Md.-East. Shore	3 0
			166 A	Fairfield	0 3	259 H	Marist	1 3			
			314 H	Md.-East. Shore	3 0	148 H	Siena	0 3			
			218 H	St. Peter's	0 3	264 A	Lehigh	1 3			

Non-Div. I Games:

Loyola (Md.)

Average RPI Win:	293	WON-LOST RECORD	WINNING PCT. RANK	LAST 10 GAMES	STRENGTH OF SCHEDULE	OPP. STRENGTH OF SCHEDULE	TEAM RPI	ADJ RPI	CONF. RPI	ADJ CONF. RPI	
DIV. I ONLY	13- 19	.40625	201	4- 6	303	305	285	.3185	291	33	33
DIV. I NON-CONF.	1- 13	.07143	304	0- 3	300	280	310	.25837	309	33	33
<hr/>											
TOTALS	RPI 1-50	RPI 51-100		W-L RECORDS	RPI 101-158		RPI 159-999		RPI 150+		
13- 19	0- 0	0- 1		OVERALL	0- 3		13- 15		13- 17		
5- 6	0- 0	0- 0		HOME	0- 1		5- 5		5- 5		
5- 6	0- 0	0- 1		AWAY	0- 0		5- 5		5- 5		
3- 7	0- 0	0- 0		NEUTRAL	0- 2		3- 5		3- 7		
<hr/>											
1- 13	0- 0	0- 1		NON-CONFERENCE	0- 3		1- 9		1- 11		
1- 4	0- 0	0- 0		HOME	0- 1		1- 3		1- 3		
0- 5	0- 0	0- 1		AWAY	0- 0		0- 4		0- 4		
0- 4	0- 0	0- 0		NEUTRAL	0- 2		0- 2		0- 4		
<hr/>											
12- 6	0- 0	0- 0		CONFERENCE	0- 0		12- 6		12- 6		
4- 2	0- 0	0- 0		HOME	0- 0		4- 2		4- 2		
5- 1	0- 0	0- 0		AWAY	0- 0		5- 1		5- 1		
3- 3	0- 0	0- 0		NEUTRAL	0- 0		3- 3		3- 3		
<hr/>											
RPI S	Opponent	Score	RPI S	Opponent	Score	RPI S	Opponent	Score	RPI S	Opponent	Score
			59 A	Texas A&M	0 3	132 H	Portland St.	0 3	177 A	North Texas	0 3
						154 N	Wyoming	0 3	217 N	Mississippi Val.	3 1
						156 N	TCU	0 3	217 N	Mississippi Val.	3 0
									217 N	Mississippi Val.	1 3
									248 A	Grambling	2 3
									248 H	Grambling	0 3
									248 H	Grambling	1 3
									248 N	Grambling	1 3
									258 H	Tex. A&M-Corp. Chris	0 3
									258 H	Tex. A&M-Corp. Chris	0 3
									262 A	Tex.-Pan American	0 3
									262 A	Tex.-Pan American	0 3
									278 N	Texas-Arlington	0 3
									282 H	Jackson St.	3 1
									282 N	Jackson St.	2 3
									301 A	Centenary (La.)	0 3
									301 H	Centenary (La.)	1 3
									301 H	Centenary (La.)	3 2
									301 N	Centenary (La.)	1 3
									307 A	Ark.-Pine Bluff	3 0
									307 A	Ark.-Pine Bluff	3 0
									307 N	Ark.-Pine Bluff	3 0
									308 A	Southern U.	3 1
									308 H	Southern U.	3 0
									313 A	Texas Southern	3 2
									313 A	Texas Southern	3 0
									313 H	Texas Southern	3 0
<hr/>											
			LAST 10 GAMES								
			282 H	Jackson St.	3 1	248 N	Grambling	1 3			
			258 H	Tex. A&M-Corp. Chris	0 3	217 N	Mississippi Val.	3 1			
			258 H	Tex. A&M-Corp. Chris	0 3	307 N	Ark.-Pine Bluff	3 0			
			308 H	Southern U.	3 0	282 N	Jackson St.	2 3			
			156 N	TCU	0 3	248 H	Grambling	0 3			

Non-Div. I Games: Paul Quinn 3 0 Paul Quinn 3 0

Prairie View

Prairie View

Average RPI Win:		290	WON-LOST RECORD		WINNING PCT. RANK		LAST 10 GAMES		STRENGTH OF SCHEDULE		OPP. STRENGTH OF SCHEDULE		TEAM RPI		ADJ RPI		CONF. RPI		ADJ CONF. RPI	
Average RPI Loss:		158																		
DIV. I ONLY			5- 30		.14286 302		4- 6		206		226		280		.31736 292		29		29	
DIV. I NON-CONF.			5- 24		.17241 284		4- 3		171		231		268		.35479 284		28		29	
TOTALS		RPI 1-50		RPI 51-100		W-L RECORDS		RPI 101-158		RPI 159-999		RPI 150+								
5- 30		0- 4		0- 5		OVERALL		0- 3		5- 18		5- 18								
0- 9		0- 1		0- 1		HOME		0- 0		0- 7		0- 7								
1- 11		0- 2		0- 2		AWAY		0- 1		1- 6		1- 6								
4- 10		0- 1		0- 2		NEUTRAL		0- 2		4- 5		4- 5								
5- 24		0- 4		0- 5		NON-CONFERENCE		0- 3		5- 12		5- 12								
0- 6		0- 1		0- 1		HOME		0- 0		0- 4		0- 4								
1- 9		0- 2		0- 2		AWAY		0- 1		1- 4		1- 4								
4- 9		0- 1		0- 2		NEUTRAL		0- 2		4- 4		4- 4								
0- 6		0- 0		0- 0		CONFERENCE		0- 0		0- 6		0- 6								
0- 3		0- 0		0- 0		HOME		0- 0		0- 3		0- 3								
0- 2		0- 0		0- 0		AWAY		0- 0		0- 2		0- 2								
0- 1		0- 0		0- 0		NEUTRAL		0- 0		0- 1		0- 1								
RPI	S	Opponent		Score		RPI	S	Opponent		Score		RPI	S	Opponent		Score				
3	H	Washington		0	3	69	A	Iowa St.		0	3	113	N	Va. Commonwealth		0	3			
20	A	Minnesota		0	3	82	H	IPFW		0	3	126	A	Montana St.		0	3			
37	N	Wichita St.		0	3	87	A	Marquette		0	3	127	N	Oral Roberts		0	3			
48	A	Missouri St.		0	3	90	N	Pacific		0	3									
						92	N	Xavier		1	3									
						LAST 10 GAMES														
						310	N	Providence		3	0	262	N	Tex.-Pan American		3	0			
						266	A	Air Force		3	2	225	N	South Dakota St.		1	3			
						207	A	Utah Valley St.		0	3	310	N	Providence		3	0			
						225	A	South Dakota St.		0	3	207	N	Utah Valley St.		2	3			
						126	A	Montana St.		0	3	161	A	Northern Colo.		0	3			

Non-Div. I Games:	Minn. St. Moorhead	1	3
-------------------	--------------------	---	---

North Dakota St.

[illegible]

Non-Div. I Games: **Lenoir-Rhyne**

































1 3

Gardner-Webb

Average RPI Win:	271	WON-LOST	WINNING	LAST 10	STRENGTH OF	OPP. STRENGTH	TEAM	ADJ	CONF.	ADJ CONF.		
Average RPI Loss:	198	RECORD	PCT. RANK	GAMES	SCHEDULE	OF SCHEDULE	RPI	RPI	RPI	RPI		
DIV. I ONLY		7- 22	.24138	269	0- 10	286	274	294	.31352	294	24	22
DIV. I NON-CONF.		7- 7	.5	163	0- 2	295	288	259	.39289	260	20	20
<hr/>												
TOTALS	RPI 1-50	RPI 51-100		W-L RECORDS		RPI 101-158		RPI 159-999		RPI 150+		
7- 22	0- 0	0- 0		OVERALL		0- 7		7- 15		7- 16		
0- 8	0- 0	0- 0		HOME		0- 3		0- 5		0- 5		
1- 12	0- 0	0- 0		AWAY		0- 4		1- 8		1- 9		
6- 2	0- 0	0- 0		NEUTRAL		0- 0		6- 2		6- 2		
<hr/>												
7- 7	0- 0	0- 0		NON-CONFERENCE		0- 3		7- 4		7- 5		
0- 1	0- 0	0- 0		HOME		0- 1		0- 0		0- 0		
1- 5	0- 0	0- 0		AWAY		0- 2		1- 3		1- 4		
6- 1	0- 0	0- 0		NEUTRAL		0- 0		6- 1		6- 1		
<hr/>												
0- 15	0- 0	0- 0		CONFERENCE		0- 4		0- 11		0- 11		
0- 7	0- 0	0- 0		HOME		0- 2		0- 5		0- 5		
0- 7	0- 0	0- 0		AWAY		0- 2		0- 5		0- 5		
0- 1	0- 0	0- 0		NEUTRAL		0- 0		0- 1		0- 1		
<hr/>												
RPI S	Opponent	Score	RPI S	Opponent	Score	RPI S	Opponent	Score	RPI S	Opponent	Score	
						119 A	Toledo	0 3	191 A	Akron	0 3	
						128 A	Wis.-Milwaukee	2 3	203 A	Wright St.	1 3	
						128 H	Wis.-Milwaukee	0 3	203 H	Wright St.	0 3	
						135 A	Cleveland St.	0 3	204 A	Loyola (Ill.)	0 3	
						135 H	Cleveland St.	0 3	204 H	Loyola (Ill.)	0 3	
						138 H	West Virginia	1 3	211 N	Robert Morris	3 2	
						153 A	Duquesne	0 3	216 A	Ill.-Chicago	2 3	
									216 H	Ill.-Chicago	2 3	
									228 A	Wis.-Green Bay	0 3	
									228 H	Wis.-Green Bay	2 3	
									228 N	Wis.-Green Bay	1 3	
									236 A	Butler	2 3	
									236 H	Butler	0 3	
									261 N	Canisius	3 2	
									272 N	South Ala.	0 3	
									272 N	South Ala.	3 1	
									279 A	Murray St.	3 0	
									279 A	Murray St.	0 3	
									280 A	St. Francis (Pa.)	1 3	
									280 N	St. Francis (Pa.)	3 0	
									296 N	Chicago St.	3 1	
									298 N	Fairleigh Dickinson	3 2	
			LAST 10 GAMES									
			228 N	Wis.-Green Bay	1 3	216 A	Ill.-Chicago	2 3				
			135 H	Cleveland St.	0 3	204 A	Loyola (Ill.)	0 3				
			203 H	Wright St.	0 3	280 A	St. Francis (Pa.)	1 3				
			236 H	Butler	0 3	228 H	Wis.-Green Bay	2 3				
			138 H	West Virginia	1 3	128 H	Wis.-Milwaukee	0 3				

Non-Div. I Games:

Youngstown St.

Average RPI Win:		307	WON-LOST RECORD		WINNING PCT. RANK	LAST 10 GAMES	STRENGTH OF SCHEDULE		OPP. STRENGTH OF SCHEDULE	TEAM RPI	ADJ RPI	CONF. RPI	ADJ CONF. RPI
Average RPI Loss:		196	8- 22		.26667 261	0- 10	294		284	296	.3055 295	20	20
DIV. I ONLY			8- 10		.44444 193	0- 2	302		311	286	.34463 292	19	19
DIV. I NON-CONF.													
TOTALS		RPI 1-50	RPI 51-100		W-L RECORDS		RPI 101-158		RPI 159-999		RPI 150+		
8- 22		0- 2	0- 0		OVERALL		0- 3		8- 17		8- 17		
2- 11		0- 1	0- 0		HOME		0- 1		2- 9		2- 9		
3- 8		0- 1	0- 0		AWAY		0- 1		3- 6		3- 6		
3- 3		0- 0	0- 0		NEUTRAL		0- 1		3- 2		3- 2		
8- 10		0- 0	0- 0		NON-CONFERENCE		0- 1		8- 9		8- 9		
2- 5		0- 0	0- 0		HOME		0- 0		2- 5		2- 5		
3- 2		0- 0	0- 0		AWAY		0- 0		3- 2		3- 2		
3- 3		0- 0	0- 0		NEUTRAL		0- 1		3- 2		3- 2		
0- 12		0- 2	0- 0		CONFERENCE		0- 2		0- 8		0- 8		
0- 6		0- 1	0- 0		HOME		0- 1		0- 4		0- 4		
0- 6		0- 1	0- 0		AWAY		0- 1		0- 4		0- 4		
0- 0		0- 0	0- 0		NEUTRAL		0- 0		0- 0		0- 0		
RPI S	Opponent	Score	RPI S	Opponent	Score	RPI S	Opponent	Score	RPI S	Opponent	Score		
40 A	Albany (N.Y.)	0 				109 A	Binghamton	0 	175 A	Central Conn. St.	0 		
40 H	Albany (N.Y.)	0 				109 H	Binghamton	1 	175 H	Central Conn. St.	0 		
						148 N	Siena	0 	190 A	Stony Brook	0 		
									190 H	Stony Brook	0 		
									196 A	Maine	0 		
									196 H	Maine	0 		
									218 H	St. Peter's	1 		
									227 A	UMBC	0 		
									227 H	UMBC	1 		
									234 N	High Point	0 		
									238 A	New Hampshire	0 		
									238 H	New Hampshire	0 		
									240 H	Rhode Island	1 		
									251 A	Lafayette	1 		
									259 H	Marist	0 		
									293 H	Gardner-Webb	2 		
									298 N	Fairleigh Dickinson	3 1		
									304 A	Quinnipiac	3 1		
									304 N	Quinnipiac	3 0		
									309 A	Sacred Heart	3 2		
									309 N	Sacred Heart	3 0		
									309 N	Sacred Heart	2 		
									310 A	Providence	3 1		
									310 H	Providence	3 2		
									312 H	St. Francis (N.Y.)	3 0		
			LAST 10 GAMES										
	40 H	Albany (N.Y.)	0 			227 A	UMBC	0 	310 A	Providence	3 1		
	196 H	Maine	0 			238 H	New Hampshire	0 	310 H	Providence	3 2		
	109 H	Binghamton	1 			259 H	Marist	0 	312 H	St. Francis (N.Y.)	3 0		
	175 A	Central Conn. St.	0 			109 A	Binghamton	0 					
	238 A	New Hampshire	0 			190 A	Stony Brook	0 					

Non-Div. I Games:

Hartford

Average RPI Win:		291	WON-LOST RECORD		WINNING PCT. RANK		LAST 10 GAMES		STRENGTH OF SCHEDULE		OPP. STRENGTH OF SCHEDULE		TEAM RPI		ADJ RPI		CONF. RPI		ADJ CONF. RPI				
Average RPI Loss:		176																					
DIV. I ONLY			2- 28		.06667 311		0- 10		213		249		299		.30378 296		28		28				
DIV. I NON-CONF.			1- 14		.06667 307		0- 1		168		217		287		.35545 283		26		26				
TOTALS		RPI 1-50		RPI 51-100		W-L RECORDS		RPI 101-158		RPI 159-999		RPI 150+											
2- 28		0- 1		0- 6		OVERALL		0- 6		2- 15		2- 15											
1- 9		0- 0		0- 2		HOME		0- 1		1- 6		1- 6											
0- 11		0- 0		0- 3		AWAY		0- 2		0- 6		0- 6											
1- 8		0- 1		0- 1		NEUTRAL		0- 3		1- 3		1- 3											
1- 14		0- 1		0- 3		NON-CONFERENCE		0- 4		1- 6		1- 6											
0- 3		0- 0		0- 1		HOME		0- 0		0- 2		0- 2											
0- 4		0- 0		0- 2		AWAY		0- 1		0- 1		0- 1											
1- 7		0- 1		0- 0		NEUTRAL		0- 3		1- 3		1- 3											
1- 14		0- 0		0- 3		CONFERENCE		0- 2		1- 9		1- 9											
1- 6		0- 0		0- 1		HOME		0- 1		1- 4		1- 4											
0- 7		0- 0		0- 1		AWAY		0- 1		0- 5		0- 5											
0- 1		0- 0		0- 1		NEUTRAL		0- 0		0- 0		0- 0											
RPI	S	Opponent		Score		RPI	S	Opponent		Score		RPI	S	Opponent		Score							
17	N	Ohio St.		0 3		61	A	Western Mich.		0 3		103	N	Bowling Green		0 3							
						80	A	Valparaiso		0 3		106	N	East Caro.		0 3							
						80	H	Valparaiso		0 3		119	A	Toledo		0 3							
						80	N	Valparaiso		0 3		127	A	Oral Roberts		0 3							
						82	A	IPFW		0 3		127	H	Oral Roberts		0 3							
						82	H	IPFW		1 3		150	N	Belmont		0 3							
														209		A	IUPUI	0 3					
														209		H	IUPUI	2 3					
														216		H	Ill.-Chicago	0 3					
														222		A	Western Ill.	1 3					
														222		H	Western Ill.	0 3					
														233		N	Evansville	0 3					
														236		H	Butler	0 3					
														241		A	DePaul	0 3					
														250		A	UMKC	1 3					
														250		H	UMKC	0 3					
														273		A	Oakland	1 3					
														273		H	Oakland	1 3					
														280		N	St. Francis (Pa.)	3 2					
														294		N	Youngstown St.	1 3					
														298		N	Fairleigh Dickinson	2 3					
														301		A	Centenary (La.)	1 3					
														301		H	Centenary (La.)	3 1					
LAST 10 GAMES																							
222 H Western Ill.						0 3						250 H UMKC						0 3					
82 H IPFW						1 3						301 A Centenary (La.)						1 3					
209 A IUPUI						0 3						127 A Oral Roberts						0 3					
250 A UMKC						1 3						80 H Valparaiso						0 3					
222 A Western Ill.						1 3						273 H Oakland						1 3					

Non-Div. I Games:

Chicago St.

Average RPI Win:		245	WON-LOST RECORD		WINNING PCT. RANK	LAST 10 GAMES	STRENGTH OF SCHEDULE		OPP. STRENGTH OF SCHEDULE	TEAM RPI	ADJ RPI	CONF. RPI	ADJ CONF. RPI
Average RPI Loss:		196											
DIV. I ONLY			5- 26	.16129	294	3- 7	273		244	297	.30168	297	23
DIV. I NON-CONF.			3- 9	.25	253	2- 0	262		261	289	.34865	288	22
TOTALS		RPI 1-50	RPI 51-100		W-L RECORDS		RPI 101-158		RPI 159-999		RPI 150+		
5- 26	0- 1		0- 3		OVERALL		0- 3		5- 19		5- 19		
3- 8	0- 0		0- 1		HOME		0- 1		3- 6		3- 6		
2- 11	0- 1		0- 1		AWAY		0- 2		2- 7		2- 7		
0- 7	0- 0		0- 1		NEUTRAL		0- 0		0- 6		0- 6		
3- 9	0- 0		0- 1		NON-CONFERENCE		0- 1		3- 7		3- 7		
1- 1	0- 0		0- 0		HOME		0- 0		1- 1		1- 1		
2- 2	0- 0		0- 0		AWAY		0- 1		2- 1		2- 1		
0- 6	0- 0		0- 1		NEUTRAL		0- 0		0- 5		0- 5		
2- 17	0- 1		0- 2		CONFERENCE		0- 2		2- 12		2- 12		
2- 7	0- 0		0- 1		HOME		0- 1		2- 5		2- 5		
0- 9	0- 1		0- 1		AWAY		0- 1		0- 6		0- 6		
0- 1	0- 0		0- 0		NEUTRAL		0- 0		0- 1		0- 1		
RPI S	Opponent	Score	RPI S	Opponent	Score	RPI S	Opponent	Score	RPI S	Opponent	Score		
26 A	Col. of Charleston	0 3	87 N	Marquette	0 3	113 A	Va. Commonwealth	0 3	164 A	Chattanooga	0 3		
			100 A	Appalachian St.	0 3	139 A	Ga. Southern	1 3	164 H	Chattanooga	2 3		
			100 H	Appalachian St.	1 3	139 H	Ga. Southern	0 3	178 N	UAB	1 3		
									192 A	Furman	1 3		
									192 H	Furman	1 3		
									199 N	East Tenn. St.	2 3		
									212 A	Liberty	3 2		
									223 A	Davidson	0 3		
									223 H	Davidson	3 2		
									234 A	High Point	0 3		
									239 A	Wofford	0 3		
									239 H	Wofford	1 3		
									245 A	Charleston So.	3 1		
									247 H	N.C. A&T	3 0		
									254 A	Elon	1 3		
									254 H	Elon	1 3		
									255 A	Western Caro.	0 3		
									255 H	Western Caro.	1 3		
									255 N	Western Caro.	0 3		
									267 N	Stetson	0 3		
									272 N	South Ala.	2 3		
									274 H	Campbell	0 3		
									289 N	Radford	2 3		
									300 H	Citadel	3 0		
			LAST 10 GAMES										
			255 N	Western Caro.	0 3	255 H	Western Caro.	1 3					
			254 A	Elon	1 3	164 H	Chattanooga	2 3					
			223 H	Davidson	3 2	212 A	Liberty	3 2					
			100 H	Appalachian St.	1 3	239 A	Wofford	0 3					
			247 H	N.C. A&T	3 0	192 A	Furman	1 3					

Non-Div. I Games:

UNC Greensboro

Average RPI Win:	285	WON-LOST RECORD	WINNING PCT. RANK	LAST 10 GAMES	STRENGTH OF SCHEDULE	OPP. STRENGTH OF SCHEDULE	TEAM RPI	ADJ RPI	CONF. RPI	ADJ CONF. RPI					
DIV. I ONLY		12- 21	.36364	219	2- 8	309	293	295	.30027	298	31	31			
DIV. I NON-CONF.		6- 15	.28571	239	0- 2	286	289	294	.31415	301	31	30			
<hr/>															
TOTALS	RPI 1-50	RPI 51-100		W-L RECORDS		RPI 101-158		RPI 159-999		RPI 150+					
12- 21	0- 0	0- 1		OVERALL		0- 3		12- 17		12- 18					
5- 5	0- 0	0- 1		HOME		0- 1		5- 3		5- 3					
0- 12	0- 0	0- 0		AWAY		0- 1		0- 11		0- 11					
7- 4	0- 0	0- 0		NEUTRAL		0- 1		7- 3		7- 4					
<hr/>															
6- 15	0- 0	0- 0		NON-CONFERENCE		0- 3		6- 12		6- 13					
2- 3	0- 0	0- 0		HOME		0- 1		2- 2		2- 2					
0- 8	0- 0	0- 0		AWAY		0- 1		0- 7		0- 7					
4- 4	0- 0	0- 0		NEUTRAL		0- 1		4- 3		4- 4					
<hr/>															
6- 6	0- 0	0- 1		CONFERENCE		0- 0		6- 5		6- 5					
3- 2	0- 0	0- 1		HOME		0- 0		3- 1		3- 1					
0- 4	0- 0	0- 0		AWAY		0- 0		0- 4		0- 4					
3- 0	0- 0	0- 0		NEUTRAL		0- 0		3- 0		3- 0					
<hr/>															
RPI	S	Opponent	Score	RPI	S	Opponent	Score	RPI	S	Opponent	Score				
				83	H	Long Island	0 3	119	A	Toledo	0 3				
								148	H	Siena	1 3				
								152	N	Princeton	1 3				
										175	A Central Conn. St.	0 3			
										181	N Bucknell	3 1			
										211	A Robert Morris	0 3			
										218	A St. Peter's	1 3			
										221	A Manhattan	0 3			
										221	H Manhattan	3 1			
										226	H Iona	0 3			
										243	A La Salle	0 3			
										243	A La Salle	1 3			
										251	A Lafayette	2 3			
										251	N Lafayette	1 3			
										259	A Marist	1 3			
										264	H Lehigh	0 3			
										280	A St. Francis (Pa.)	1 3			
										280	N St. Francis (Pa.)	3 1			
										283	H Rider	3 1			
										294	N Youngstown St.	2 3			
										295	N Hartford	1 3			
										296	N Chicago St.	3 2			
										302	H Wagner	3 1			
										302	H Wagner	1 3			
										304	A Quinnipiac	1 3			
										304	N Quinnipiac	3 1			
										309	H Sacred Heart	3 0			
										309	N Sacred Heart	3 1			
										310	A Providence	0 3			
										310	N Providence	3 2			
LAST 10 GAMES				LAST 10 GAMES				LAST 10 GAMES							
				302	H	Wagner	1 3	309	H	Sacred Heart	3 0	304	N	Quinnipiac	3 1
				83	H	Long Island	0 3	312	H	St. Francis (N.Y.)	3 0	309	H	Sacred Heart	3 0
				148	H	Siena	1 3	211	A	Robert Morris	0 3	309	N	Sacred Heart	3 1
				175	A	Central Conn. St.	0 3	280	A	St. Francis (Pa.)	1 3	310	A	Providence	0 3
				304	A	Quinnipiac	1 3	221	A	Manhattan	0 3	310	N	Providence	3 2

Non-Div. I Games:

Fairleigh Dickinson

RPI	S	Opponent	Score	
310	N	Providence	3	0
312	H	St. Francis (N.Y.)	3	0

Fairleigh Dickinson

F
a
i
r
l
e
i
g
h
D
i
c
k
i
n
s
o
n

F
a
i
r
l
e
i
g
h
D
i
c
k
i
n
s
o
n

Average RPI Win:	285	WON-LOST	WINNING	LAST 10	STRENGTH OF	OPP. STRENGTH	TEAM	ADJ	CONF.	ADJ CONF.	
Average RPI Loss:	198	RECORD	PCT. RANK	GAMES	SCHEDULE	OF SCHEDULE	RPI	RPI	RPI	RPI	
DIV. I ONLY	1- 17	.05556	312	1- 9	266	259	307	.29571	299	25	25
DIV. I NON-CONF.	0- 1	0	312	0- 0	315	51	315	.22819	314	29	28
<hr/>											
TOTALS	RPI 1-50	RPI 51-100		W-L RECORDS	RPI 101-158		RPI 159-999		RPI 150+		
1- 17	0- 0	0- 2		OVERALL	0- 2		1- 13		1- 15		
1- 7	0- 0	0- 1		HOME	0- 1		1- 5		1- 6		
0- 10	0- 0	0- 1		AWAY	0- 1		0- 8		0- 9		
0- 0	0- 0	0- 0		NEUTRAL	0- 0		0- 0		0- 0		
<hr/>											
0- 1	0- 0	0- 0		NON-CONFERENCE	0- 0		0- 1		0- 1		
0- 0	0- 0	0- 0		HOME	0- 0		0- 0		0- 0		
0- 1	0- 0	0- 0		AWAY	0- 0		0- 1		0- 1		
0- 0	0- 0	0- 0		NEUTRAL	0- 0		0- 0		0- 0		
<hr/>											
1- 16	0- 0	0- 2		CONFERENCE	0- 2		1- 12		1- 14		
1- 7	0- 0	0- 1		HOME	0- 1		1- 5		1- 6		
0- 9	0- 0	0- 1		AWAY	0- 1		0- 7		0- 8		
0- 0	0- 0	0- 0		NEUTRAL	0- 0		0- 0		0- 0		
<hr/>											
RPI	S	Opponent	Score	RPI	S	Opponent	Score	RPI	S	Opponent	Score
				64	A	Stephen F. Austin	1 3	158	A	UTSA	0 3
				64	H	Stephen F. Austin	0 3	158	H	UTSA	0 3
								167	A	Texas St.	0 3
								167	H	Texas St.	1 3
								171	H	McNeese St.	1 3
								176	A	Sam Houston St.	0 3
								176	H	Sam Houston St.	0 3
								202	A	Tulane	0 3
								242	A	Northwestern St.	1 3
								249	A	La.-Monroe	2 3
								263	A	Lamar	0 3
								263	H	Lamar	0 3
								278	A	Texas-Arlington	1 3
								278	H	Texas-Arlington	0 3
								285	A	Southeastern La.	0 3
								285	H	Southeastern La.	3 2
<hr/>											
LAST 10 GAMES											
				278	A	Texas-Arlington	1 3	285	H	Southeastern La.	3 2
				64	H	Stephen F. Austin	0 3	171	H	McNeese St.	1 3
				176	H	Sam Houston St.	0 3	263	H	Lamar	0 3
				167	H	Texas St.	1 3	242	A	Northwestern St.	1 3
				158	H	UTSA	0 3	249	A	La.-Monroe	2 3

Non-Div. I Games:

Nicholls St.

Average RPI Win: 313		WON-LOST RECORD		WINNING PCT. RANK		LAST 10 GAMES		STRENGTH OF SCHEDULE		OPP. STRENGTH OF SCHEDULE		TEAM RPI		ADJ RPI		CONF. RPI		ADJ CONF. RPI					
Average RPI Loss: 188																							
DIV. I ONLY		3- 28		.09677 309		2- 8		251		270		300		.29287 300		23		23					
DIV. I NON-CONF.		3- 9		.25 253		2- 0		281		297		296		.33074 296		22		22					
TOTALS		RPI 1-50		RPI 51-100		W-L RECORDS		RPI 101-158		RPI 159-999		RPI 150+											
3- 28		0- 2		0- 3		OVERALL		0- 4		3- 19		3- 19											
1- 10		0- 1		0- 1		HOME		0- 1		1- 7		1- 7											
1- 13		0- 1		0- 2		AWAY		0- 1		1- 9		1- 9											
1- 5		0- 0		0- 0		NEUTRAL		0- 2		1- 3		1- 3											
3- 9		0- 0		0- 1		NON-CONFERENCE		0- 2		3- 6		3- 6											
1- 1		0- 0		0- 0		HOME		0- 0		1- 1		1- 1											
1- 4		0- 0		0- 1		AWAY		0- 0		1- 3		1- 3											
1- 4		0- 0		0- 0		NEUTRAL		0- 2		1- 2		1- 2											
0- 19		0- 2		0- 2		CONFERENCE		0- 2		0- 13		0- 13											
0- 9		0- 1		0- 1		HOME		0- 1		0- 6		0- 6											
0- 9		0- 1		0- 1		AWAY		0- 1		0- 6		0- 6											
0- 1		0- 0		0- 0		NEUTRAL		0- 0		0- 1		0- 1											
RPI	S	Opponent		Score		RPI	S	Opponent		Score		RPI	S	Opponent		Score							
26	A	Col. of Charleston		0	3	98	A	Coastal Caro.		0	3	137	N	Army		0	3	163	N	Navy		1	3
26	H	Col. of Charleston		0	3	100	A	Appalachian St.		0	3	139	A	Ga. Southern		0	3	164	A	Chattanooga		0	3
						100	H	Appalachian St.		0	3	139	H	Ga. Southern		0	3	164	H	Chattanooga		1	3
												142	N	Fordham		0	3	192	A	Furman		0	3
																		192	H	Furman		2	3
																		192	N	Furman		0	3
																		223	A	Davidson		0	3
																		223	H	Davidson		1	3
																		237	A	North Carolina St.		0	3
																		239	A	Wofford		1	3
																		239	H	Wofford		1	3
																		245	H	Charleston So.		1	3
																		254	H	Elon		0	3
																		255	A	Western Caro.		2	3
																		255	H	Western Caro.		1	3
																		266	A	Air Force		0	3
																		274	N	Campbell		2	3
																		284	A	Bethune-Cookman		1	3
																		297	A	UNC Greensboro		0	3
																		311	A	South Carolina St.		3	2
																		311	N	South Carolina St.		3	1
																		317	H	Savannah St.		3	0
						LAST 10 GAMES																	
						192	N	Furman		0	3	139	H	Ga. Southern		0	3						
						164	A	Chattanooga		0	3	223	H	Davidson		1	3						
						239	H	Wofford		1	3	100	H	Appalachian St.		0	3						
						192	H	Furman		2	3	311	A	South Carolina St.		3	2						
						317	H	Savannah St.		3	0	255	A	Western Caro.		2	3						

Non-Div. I Games: Augusta St. 3 0

Citadel

Average RPI Win:	298	WON-LOST RECORD	WINNING PCT. RANK	LAST 10 GAMES	STRENGTH OF SCHEDULE	OPP. STRENGTH OF SCHEDULE	TEAM RPI	ADJ RPI	CONF. RPI	ADJ CONF. RPI	
DIV. I ONLY		12- 26	.31579 241	2- 8	305	291	298	.28294 301	28	28	
DIV. I NON-CONF.		11- 13	.45833 188	1- 2	297	308	278	.34519 290	26	26	
<hr/>											
TOTALS	RPI 1-50	RPI 51-100		W-L RECORDS	RPI 101-158		RPI 159-999		RPI 150+		
12- 26	0- 0	0- 2		OVERALL	0- 4		12- 20		12- 21		
3- 8	0- 0	0- 1		HOME	0- 1		3- 6		3- 6		
4- 12	0- 0	0- 1		AWAY	0- 1		4- 10		4- 10		
5- 6	0- 0	0- 0		NEUTRAL	0- 2		5- 4		5- 5		
11- 13	0- 0	0- 0		NON-CONFERENCE	0- 2		11- 11		11- 12		
2- 2	0- 0	0- 0		HOME	0- 0		2- 2		2- 2		
4- 5	0- 0	0- 0		AWAY	0- 0		4- 5		4- 5		
5- 6	0- 0	0- 0		NEUTRAL	0- 2		5- 4		5- 5		
1- 13	0- 0	0- 2		CONFERENCE	0- 2		1- 9		1- 9		
1- 6	0- 0	0- 1		HOME	0- 1		1- 4		1- 4		
0- 7	0- 0	0- 1		AWAY	0- 1		0- 5		0- 5		
0- 0	0- 0	0- 0		NEUTRAL	0- 0		0- 0		0- 0		
RPI S	Opponent	Score	RPI S	Opponent	Score	RPI S	Opponent	Score	RPI S	Opponent	Score
			80 A	Valparaiso	0 3	127 A	Oral Roberts	0 3	177 A	North Texas	0 3
			80 H	Valparaiso	0 3	127 H	Oral Roberts	0 3	195 N	New Orleans	0 3
						132 N	Portland St.	0 3	200 N	Louisiana Tech	1 3
						154 N	Wyoming	0 3	209 A	IUPUI	0 3
									209 H	IUPUI	0 3
									222 A	Western Ill.	0 3
									222 H	Western Ill.	0 3
									248 A	Grambling	2 3
									248 A	Grambling	3 1
									248 H	Grambling	0 3
									249 H	La.-Monroe	0 3
									250 A	UMKC	0 3
									250 H	UMKC	2 3
									258 N	Tex. A&M-Corp. Chris	0 3
									260 A	La.-Lafayette	0 3
									273 A	Oakland	0 3
									273 H	Oakland	0 3
									282 N	Jackson St.	3 2
									285 A	Southeastern La.	0 3
									291 A	Prairie View	2 3
									291 A	Prairie View	3 1
									291 H	Prairie View	3 0
									291 N	Prairie View	3 1
									292 N	North Dakota St.	0 3
									296 A	Chicago St.	1 3
									296 H	Chicago St.	3 1
									303 N	Alabama St.	3 0
			LAST 10 GAMES								
			273 A	Oakland	0 3	80 A	Valparaiso	0 3	291 N	Prairie View	3 1
			249 H	La.-Monroe	0 3	316 A	Alcorn St.	3 0	292 N	North Dakota St.	0 3
			250 A	UMKC	0 3	296 H	Chicago St.	3 1	296 A	Chicago St.	1 3
			222 A	Western Ill.	0 3	209 H	IUPUI	0 3	296 H	Chicago St.	3 1
			127 H	Oral Roberts	0 3	248 H	Grambling	0 3			

Non-Div. I Games:

Centenary (La.)

RPI	S	Opponent	Score	
313	A	Texas Southern	3	1
313	N	Texas Southern	3	2
316	A	Alcorn St.	3	0
316	H	Alcorn St.	3	0
316	N	Alcorn St.	3	0

Centenary (La.)

C
e
n
t
e
n
a
r
y
(
L
a
.
)

C
e
n
t
e
n
a
r
y
(
L
a
.
)

Average RPI Win: 302		WON-LOST	WINNING	LAST 10	STRENGTH OF		OPP. STRENGTH	TEAM	ADJ	CONF.	ADJ CONF.
Average RPI Loss: 228		RECORD	PCT. RANK	GAMES	SCHEDULE		OF SCHEDULE	RPI	RPI	RPI	RPI
DIV. I ONLY		6- 21	.22222 280	3- 7	293		299	302	.28227 302	31	31
DIV. I NON-CONF.		3- 15	.16667 285	0- 3	260		299	301	.29577 304	31	30
TOTALS		RPI 1-50	RPI 51-100	W-L RECORDS	RPI 101-158		RPI 159-999		RPI 150+		
6- 21	0- 0		0- 2	OVERALL	0- 2		6- 17		6- 18		
3- 5	0- 0		0- 1	HOME	0- 1		3- 3		3- 3		
2- 9	0- 0		0- 1	AWAY	0- 0		2- 8		2- 8		
1- 7	0- 0		0- 0	NEUTRAL	0- 1		1- 6		1- 7		
3- 15	0- 0		0- 1	NON-CONFERENCE	0- 2		3- 12		3- 13		
1- 3	0- 0		0- 0	HOME	0- 1		1- 2		1- 2		
1- 5	0- 0		0- 1	AWAY	0- 0		1- 4		1- 4		
1- 7	0- 0		0- 0	NEUTRAL	0- 1		1- 6		1- 7		
3- 6	0- 0		0- 1	CONFERENCE	0- 0		3- 5		3- 5		
2- 2	0- 0		0- 1	HOME	0- 0		2- 1		2- 1		
1- 4	0- 0		0- 0	AWAY	0- 0		1- 4		1- 4		
0- 0	0- 0		0- 0	NEUTRAL	0- 0		0- 0		0- 0		
RPI S	Opponent	Score	RPI S	Opponent	Score	RPI S	Opponent	Score	RPI S	Opponent	Score
83 H	Long Island	0 3	137 H	Army	0 3	175 H	Central Conn. St.	1 3			
94 A	Villanova	0 3	152 N	Princeton	0 3	211 A	Robert Morris	0 3			
						218 A	St. Peter's	0 3			
						218 H	St. Peter's	0 3			
						221 H	Manhattan	2 3			
						221 N	Manhattan	0 3			
						251 A	Lafayette	1 3			
						264 A	Lehigh	1 3			
						264 N	Lehigh	0 3			
						271 H	Delaware St.	3 1			
						277 N	Morgan St.	0 3			
						277 N	Morgan St.	2 3			
						280 A	St. Francis (Pa.)	1 3			
						283 A	Rider	1 3			
						283 N	Rider	0 3			
						283 N	Rider	0 3			
						298 A	Fairleigh Dickinson	1 3			
						298 A	Fairleigh Dickinson	3 1			
						304 A	Quinnipiac	1 3			
						306 N	Coppin St.	3 0			
						309 H	Sacred Heart	3 1			
						312 H	St. Francis (N.Y.)	3 0			
						314 A	Md.-East. Shore	3 0			
LAST 10 GAMES			LAST 10 GAMES			LAST 10 GAMES			LAST 10 GAMES		
175 H	Central Conn. St.	1 3	298 A	Fairleigh Dickinson	3 1	175 H	Central Conn. St.	1 3	298 A	Fairleigh Dickinson	3 1
211 A	Robert Morris	0 3	312 H	St. Francis (N.Y.)	3 0	211 A	Robert Morris	0 3	312 H	St. Francis (N.Y.)	3 0
218 H	St. Peter's	0 3	309 H	Sacred Heart	3 1	218 H	St. Peter's	0 3	309 H	Sacred Heart	3 1
83 H	Long Island	0 3	251 A	Lafayette	1 3	83 H	Long Island	0 3	251 A	Lafayette	1 3
264 A	Lehigh	1 3	280 A	St. Francis (Pa.)	1 3	264 A	Lehigh	1 3	280 A	St. Francis (Pa.)	1 3

Non-Div. I Games:

Wagner

Average RPI Win: 311		WON-LOST	WINNING	LAST 10	STRENGTH OF		OPP. STRENGTH	TEAM	ADJ	CONF.	ADJ CONF.
Average RPI Loss: 237		RECORD	PCT. RANK	GAMES	SCHEDULE		OF SCHEDULE	RPI	RPI	RPI	RPI
DIV. I ONLY		8- 17	.32	239	4- 6		310	310	303	.28217	303
DIV. I NON-CONF.		1- 9	.1	299	0- 2		292	306	309	.27267	307
TOTALS		RPI 1-50	RPI 51-100		W-L RECORDS		RPI 101-158		RPI 159-999		RPI 150+
8- 17	0- 0	0- 0		OVERALL		0- 0		8- 17		8- 17	
3- 5	0- 0	0- 0		HOME		0- 0		3- 5		3- 5	
2- 7	0- 0	0- 0		AWAY		0- 0		2- 7		2- 7	
3- 5	0- 0	0- 0		NEUTRAL		0- 0		3- 5		3- 5	
1- 9	0- 0	0- 0		NON-CONFERENCE		0- 0		1- 9		1- 9	
0- 2	0- 0	0- 0		HOME		0- 0		0- 2		0- 2	
0- 4	0- 0	0- 0		AWAY		0- 0		0- 4		0- 4	
1- 3	0- 0	0- 0		NEUTRAL		0- 0		1- 3		1- 3	
7- 8	0- 0	0- 0		CONFERENCE		0- 0		7- 8		7- 8	
3- 3	0- 0	0- 0		HOME		0- 0		3- 3		3- 3	
2- 3	0- 0	0- 0		AWAY		0- 0		2- 3		2- 3	
2- 2	0- 0	0- 0		NEUTRAL		0- 0		2- 2		2- 2	
RPI S	Opponent	Score	RPI S	Opponent	Score	RPI S	Opponent	Score	RPI S	Opponent	Score
									188 A	Alabama A&M	0 3
									188 H	Alabama A&M	0 3
									195 N	New Orleans	0 3
									212 H	Arkansas St.	0 3
									217 A	Mississippi Val.	0 3
									217 H	Mississippi Val.	0 3
									217 H	Mississippi Val.	0 3
									230 A	Mercer	0 3
									232 A	Troy	0 3
									232 H	Troy	0 3
									248 N	Grambling	0 3
									249 N	La.-Monroe	0 3
									252 A	Austin Peay	0 3
									282 A	Jackson St.	1 3
									282 H	Jackson St.	3 2
									282 N	Jackson St.	2 3
									285 A	Southeastern La.	0 3
									301 N	Centenary (La.)	0 3
									308 N	Southern U.	3 1
									316 A	Alcorn St.	3 1
									316 A	Alcorn St.	3 1
									316 H	Alcorn St.	3 1
									316 H	Alcorn St.	3 1
									316 N	Alcorn St.	3 0
									317 N	Savannah St.	3 0
LAST 10 GAMES											
			282 N	Jackson St.	2 3	308 N	Southern U.	3 1			
			188 H	Alabama A&M	0 3	248 N	Grambling	0 3			
			252 A	Austin Peay	0 3	282 A	Jackson St.	1 3			
			212 H	Arkansas St.	0 3	316 H	Alcorn St.	3 1			
			316 A	Alcorn St.	3 1	316 H	Alcorn St.	3 1			

Non-Div. I Games: Clark Atlanta 3 0 Stillman 3 0

Alabama St.

Quinnipiac

Through Games Of Final 2005 RPI

Average RPI Win:	308	WON-LOST	WINNING	LAST 10	STRENGTH OF	OPP. STRENGTH	TEAM	ADJ	CONF.	ADJ CONF.	
Average RPI Loss:	226	RECORD	PCT. RANK	GAMES	SCHEDULE	OF SCHEDULE	RPI	RPI	RPI	RPI	
DIV. I ONLY	6- 19	.24	274	4- 6	308	295	308	.28147	304	31	31
DIV. I NON-CONF.	2- 11	.15385	288	1- 1	265	291	302	.31375	302	31	30
<hr/>											
TOTALS	RPI 1-50	RPI 51-100		W-L RECORDS	RPI 101-158		RPI 159-999		RPI 150+		
6- 19	0- 0	0- 3		OVERALL	0- 2		6- 14		6- 14		
3- 5	0- 0	0- 0		HOME	0- 1		3- 4		3- 4		
2- 7	0- 0	0- 2		AWAY	0- 1		2- 4		2- 4		
1- 7	0- 0	0- 1		NEUTRAL	0- 0		1- 6		1- 6		
<hr/>											
2- 11	0- 0	0- 2		NON-CONFERENCE	0- 2		2- 7		2- 7		
1- 3	0- 0	0- 0		HOME	0- 1		1- 2		1- 2		
1- 4	0- 0	0- 1		AWAY	0- 1		1- 2		1- 2		
0- 4	0- 0	0- 1		NEUTRAL	0- 0		0- 3		0- 3		
<hr/>											
4- 8	0- 0	0- 1		CONFERENCE	0- 0		4- 7		4- 7		
2- 2	0- 0	0- 0		HOME	0- 0		2- 2		2- 2		
1- 3	0- 0	0- 1		AWAY	0- 0		1- 2		1- 2		
1- 3	0- 0	0- 0		NEUTRAL	0- 0		1- 3		1- 3		
<hr/>											
RPI S	Opponent	Score	RPI S	Opponent	Score	RPI S	Opponent	Score	RPI S	Opponent	Score
			81 N	American	0 3	148 A	Siena	0 3	175 A	Central Conn. St.	0 3
			83 A	Long Island	0 3	148 H	Siena	0 3	211 H	Robert Morris	0 3
			96 A	Yale	0 3				226 A	Iona	0 3
									239 N	Wofford	1 3
									251 A	Lafayette	0 3
									265 N	Holy Cross	0 3
									280 H	St. Francis (Pa.)	2 3
									280 N	St. Francis (Pa.)	0 3
									295 H	Hartford	1 3
									295 N	Hartford	0 3
									298 H	Fairleigh Dickinson	3 1
									298 N	Fairleigh Dickinson	1 3
									302 H	Wagner	3 1
									309 A	Sacred Heart	1 3
									309 N	Sacred Heart	2 3
									310 A	Providence	3 2
									310 H	Providence	0 3
									312 A	St. Francis (N.Y.)	3 0
									312 N	St. Francis (N.Y.)	3 0
									314 H	Md.-East. Shore	3 1
<hr/>											
LAST 10 GAMES											
			280 N	St. Francis (Pa.)	0 3	280 H	St. Francis (Pa.)	2 3			
			310 A	Providence	3 2	211 H	Robert Morris	0 3			
			302 H	Wagner	3 1	312 A	St. Francis (N.Y.)	3 0			
			298 H	Fairleigh Dickinson	3 1	83 A	Long Island	0 3			
			175 A	Central Conn. St.	0 3	310 H	Providence	0 3			

Non-Div. I Games:

Quinnipiac

Average RPI Win: 308		WON-LOST	WINNING	LAST 10	STRENGTH OF		OPP. STRENGTH	TEAM	ADJ	CONF.	ADJ CONF.
Average RPI Loss: 235		RECORD	PCT. RANK	GAMES	SCHEDULE		OF SCHEDULE	RPI	RPI	RPI	RPI
DIV. I ONLY		7- 20	.25926	264	4- 6		304	306	304	.27757	305
DIV. I NON-CONF.		1- 8	.11111	297	0- 1		254	259	299	.32586	298
TOTALS		RPI 1-50	RPI 51-100		W-L RECORDS		RPI 101-158		RPI 159-999		RPI 150+
7- 20	0- 0	0- 1		OVERALL		0- 3		7- 16		7- 18	
2- 6	0- 0	0- 0		HOME		0- 1		2- 5		2- 6	
1- 8	0- 0	0- 1		AWAY		0- 0		1- 7		1- 7	
4- 6	0- 0	0- 0		NEUTRAL		0- 2		4- 4		4- 5	
1- 8	0- 0	0- 1		NON-CONFERENCE		0- 2		1- 5		1- 7	
0- 3	0- 0	0- 0		HOME		0- 1		0- 2		0- 3	
0- 3	0- 0	0- 1		AWAY		0- 0		0- 2		0- 2	
1- 2	0- 0	0- 0		NEUTRAL		0- 1		1- 1		1- 2	
6- 12	0- 0	0- 0		CONFERENCE		0- 1		6- 11		6- 11	
2- 3	0- 0	0- 0		HOME		0- 0		2- 3		2- 3	
1- 5	0- 0	0- 0		AWAY		0- 0		1- 5		1- 5	
3- 4	0- 0	0- 0		NEUTRAL		0- 1		3- 3		3- 3	
RPI S	Opponent	Score	RPI S	Opponent	Score	RPI S	Opponent	Score	RPI S	Opponent	Score
			81 A	American	0 3	102 N	Florida A&M	0 3	163 H	Navy	1 3
						153 N	Duquesne	0 3	199 N	East Tenn. St.	0 3
						155 H	George Washington	0 3	220 H	Georgetown	0 3
									223 A	Davidson	2 3
									247 N	N.C. A&T	1 3
									271 A	Delaware St.	0 3
									271 H	Delaware St.	1 3
									277 A	Morgan St.	2 3
									277 H	Morgan St.	1 3
									277 N	Morgan St.	0 3
									284 N	Bethune-Cookman	3 0
									288 A	Hampton	2 3
									288 H	Hampton	1 3
									288 N	Hampton	1 3
									290 A	Loyola (Md.)	0 3
									306 A	Coppin St.	3 2
									306 H	Coppin St.	3 2
									311 A	South Carolina St.	0 3
									311 N	South Carolina St.	3 1
									314 A	Md.-East. Shore	1 3
									314 H	Md.-East. Shore	3 2
									315 N	Norfolk St.	3 0
									317 N	Savannah St.	3 1
LAST 10 GAMES			LAST 10 GAMES			LAST 10 GAMES			LAST 10 GAMES		
			277 N	Morgan St.	0 3	288 A	Hampton	2 3			
			102 N	Florida A&M	0 3	306 H	Coppin St.	3 2			
			247 N	N.C. A&T	1 3	306 A	Coppin St.	3 2			
			315 N	Norfolk St.	3 0	81 A	American	0 3			
			284 N	Bethune-Cookman	3 0	277 A	Morgan St.	2 3			

Non-Div. I Games:

Howard

Average RPI Win:		301	WON-LOST RECORD		WINNING PCT. RANK		LAST 10 GAMES		STRENGTH OF SCHEDULE		OPP. STRENGTH OF SCHEDULE		TEAM RPI		ADJ RPI		CONF. RPI		ADJ CONF. RPI				
Average RPI Loss:		225																					
DIV. I ONLY			7- 25		.21875 284		1- 9		284		304		301		.27496 306		32		32				
DIV. I NON-CONF.			1- 16		.05882 308		0- 1		246		287		305		.28647 306		32		32				
TOTALS		RPI 1-50		RPI 51-100		W-L RECORDS		RPI 101-158		RPI 159-999		RPI 150+											
7- 25		0- 1		0- 1		OVERALL		0- 2		7- 21		7- 21											
4- 4		0- 0		0- 0		HOME		0- 0		4- 4		4- 4											
1- 8		0- 0		0- 0		AWAY		0- 0		1- 8		1- 8											
2- 13		0- 1		0- 1		NEUTRAL		0- 2		2- 9		2- 9											
1- 16		0- 1		0- 1		NON-CONFERENCE		0- 1		1- 13		1- 13											
1- 2		0- 0		0- 0		HOME		0- 0		1- 2		1- 2											
0- 4		0- 0		0- 0		AWAY		0- 0		0- 4		0- 4											
0- 10		0- 1		0- 1		NEUTRAL		0- 1		0- 7		0- 7											
6- 9		0- 0		0- 0		CONFERENCE		0- 1		6- 8		6- 8											
3- 2		0- 0		0- 0		HOME		0- 0		3- 2		3- 2											
1- 4		0- 0		0- 0		AWAY		0- 0		1- 4		1- 4											
2- 3		0- 0		0- 0		NEUTRAL		0- 1		2- 2		2- 2											
RPI	S	Opponent		Score		RPI	S	Opponent		Score		RPI	S	Opponent		Score							
42	N	Marshall		0 3		66	N	St. John's (N.Y.)		0 3		102	N	Florida A&M		0 3							
												138	N	West Virginia		0 3							
												163	A	Navy		0 3							
												163	H	Navy		0 3							
												169	N	Niagara		1 3							
												181	A	Bucknell		1 3							
												211	N	Robert Morris		0 3							
												221	N	Manhattan		0 3							
												227	H	UMBC		2 3							
												247	A	N.C. A&T		1 3							
												247	N	N.C. A&T		0 3							
												261	N	Canisius		0 3							
												271	A	Delaware St.		1 3							
												271	H	Delaware St.		3 1							
												277	A	Morgan St.		0 3							
												277	H	Morgan St.		1 3							
												280	A	St. Francis (Pa.)		1 3							
												284	N	Bethune-Cookman		2 3							
												286	N	Morehead St.		0 3							
												288	A	Hampton		3 2							
												288	H	Hampton		3 0							
												290	A	Loyola (Md.)		0 3							
												302	N	Wagner		0 3							
												305	A	Howard		2 3							
												305	H	Howard		2 3							
												311	N	South Carolina St.		3 0							
												313	N	Texas Southern		2 3							
												314	H	Md.-East. Shore		3 2							
												315	N	Norfolk St.		3 0							
LAST 10 GAMES																							
247 A N.C. A&T						1 3						305 A Howard						2 3					
163 A Navy						0 3						277 A Morgan St.						0 3					
284 N Bethune-Cookman						2 3						271 A Delaware St.						1 3					
311 N South Carolina St.						3 0						305 H Howard						2 3					
102 N Florida A&M						0 3						277 H Morgan St.						1 3					

Non-Div. I Games:

Coppin St.

RPI	S	Opponent	Score	
317	H	Savannah St.	3	0

Coppin St.

C
o
p
p
i
n
s
t
.

C
o
p
p
i
n
s
t
.

Average RPI Win:	311	WON-LOST RECORD	WINNING PCT. RANK	LAST 10 GAMES	STRENGTH OF SCHEDULE	OPP. STRENGTH OF SCHEDULE	TEAM RPI	ADJ RPI	CONF. RPI	ADJ CONF. RPI					
Average RPI Loss:	234														
DIV. I ONLY	2- 18	.1	308	1- 8	243	311	305	.26603	307	33	33				
DIV. I NON-CONF.	0- 4	0	312	0- 0	209	206	300	.32585	299	33	33				
<hr/>															
TOTALS	RPI 1-50	RPI 51-100		W-L RECORDS	RPI 101-158		RPI 159-999		RPI 150+						
2- 18	0- 0	0- 0		OVERALL	0- 2		2- 16		2- 16						
2- 7	0- 0	0- 0		HOME	0- 0		2- 7		2- 7						
0- 6	0- 0	0- 0		AWAY	0- 1		0- 5		0- 5						
0- 5	0- 0	0- 0		NEUTRAL	0- 1		0- 4		0- 4						
<hr/>															
0- 4	0- 0	0- 0		NON-CONFERENCE	0- 2		0- 2		0- 2						
0- 0	0- 0	0- 0		HOME	0- 0		0- 0		0- 0						
0- 2	0- 0	0- 0		AWAY	0- 1		0- 1		0- 1						
0- 2	0- 0	0- 0		NEUTRAL	0- 1		0- 1		0- 1						
<hr/>															
2- 14	0- 0	0- 0		CONFERENCE	0- 0		2- 14		2- 14						
2- 7	0- 0	0- 0		HOME	0- 0		2- 7		2- 7						
0- 4	0- 0	0- 0		AWAY	0- 0		0- 4		0- 4						
0- 3	0- 0	0- 0		NEUTRAL	0- 0		0- 3		0- 3						
<hr/>															
RPI	S	Opponent	Score	RPI	S	Opponent	Score	RPI	S	Opponent	Score				
				115 A Tennessee St.				0	3	179 A Memphis		0	3		
				117 N Ark.-Little Rock				0	3	188 N Alabama A&M		0	3		
												188 N Alabama A&M		0	3
												217 A Mississippi Val.		0	3
												217 A Mississippi Val.		1	3
												217 H Mississippi Val.		0	3
												217 H Mississippi Val.		0	3
												248 A Grambling		1	3
												248 H Grambling		0	3
												282 H Jackson St.		0	3
												287 N Tenn.-Martin		0	3
												291 H Prairie View		0	3
												291 H Prairie View		0	3
												291 N Prairie View		0	3
												308 A Southern U.		0	3
												308 H Southern U.		3	0
												313 H Texas Southern		3	1
												313 H Texas Southern		0	3
				<hr/>											
				LAST 10 GAMES											
291 N Prairie View				0	3	188 N Alabama A&M				0	3				
291 H Prairie View				0	3	308 A Southern U.				0	3				
217 H Mississippi Val.				0	3	308 H Southern U.				3	0				
217 H Mississippi Val.				0	3	248 A Grambling				1	3				
282 H Jackson St.				0	3	291 H Prairie View				0	3				
<hr/>															
Non-Div. I Games:	Ark.-Monticello	0	3	Central Ark.	0	3	Arkansas Tech	0	3	Ark.-Monticello	0	3			
Ark.-Pine Bluff															

Average RPI Win:	314	WON-LOST RECORD	WINNING PCT. RANK	LAST 10 GAMES	STRENGTH OF SCHEDULE	OPP. STRENGTH OF SCHEDULE	TEAM RPI	ADJ RPI	CONF. RPI	ADJ CONF. RPI		
Average RPI Loss:	276											
DIV. I ONLY	6- 13	.31579	241	3- 7	316	316	313	.25933	308	33	33	
DIV. I NON-CONF.	1- 3	.25	253	0- 0	314	316	314	.23789	313	33	33	
<hr/>												
TOTALS	RPI 1-50	RPI 51-100		W-L RECORDS	RPI 101-158		RPI 159-999		RPI 150+			
6- 13	0- 0	0- 0		OVERALL	0- 0		6- 13		6- 13			
4- 3	0- 0	0- 0		HOME	0- 0		4- 3		4- 3			
2- 6	0- 0	0- 0		AWAY	0- 0		2- 6		2- 6			
0- 4	0- 0	0- 0		NEUTRAL	0- 0		0- 4		0- 4			
<hr/>												
1- 3	0- 0	0- 0		NON-CONFERENCE	0- 0		1- 3		1- 3			
1- 0	0- 0	0- 0		HOME	0- 0		1- 0		1- 0			
0- 1	0- 0	0- 0		AWAY	0- 0		0- 1		0- 1			
0- 2	0- 0	0- 0		NEUTRAL	0- 0		0- 2		0- 2			
<hr/>												
5- 10	0- 0	0- 0		CONFERENCE	0- 0		5- 10		5- 10			
3- 3	0- 0	0- 0		HOME	0- 0		3- 3		3- 3			
2- 5	0- 0	0- 0		AWAY	0- 0		2- 5		2- 5			
0- 2	0- 0	0- 0		NEUTRAL	0- 0		0- 2		0- 2			
<hr/>												
RPI S	Opponent	Score	RPI S	Opponent	Score	RPI S	Opponent	Score	RPI S	Opponent	Score	
									217 A	Mississippi Val.	0	3
									217 N	Mississippi Val.	0	3
									248 A	Grambling	0	3
									248 H	Grambling	0	3
									282 A	Jackson St.	0	3
									282 H	Jackson St.	0	3
									288 A	Hampton	0	3
									291 A	Prairie View	0	3
									291 H	Prairie View	1	3
									293 N	Gardner-Webb	0	3
									303 N	Alabama St.	1	3
									307 A	Ark.-Pine Bluff	0	3
									307 H	Ark.-Pine Bluff	3	0
									313 A	Texas Southern	3	2
									313 H	Texas Southern	3	2
									315 N	Norfolk St.	2	3
									316 A	Alcorn St.	3	1
									316 H	Alcorn St.	3	1
									317 H	Savannah St.	3	2
									<hr/>			
			LAST 10 GAMES									
			303 N Alabama St.			1	3	217 N Mississippi Val.			0	3
			291 A Prairie View			0	3	307 H Ark.-Pine Bluff			3	0
			248 A Grambling			0	3	217 A Mississippi Val.			0	3
			307 A Ark.-Pine Bluff			0	3	282 H Jackson St.			0	3
			316 H Alcorn St.			3	1	313 A Texas Southern			3	2

Non-Div. I Games: Winston-Salem 3 1 Winston-Salem 3 0 Winston-Salem 3 1

Southern U.

Average RPI Win: 302		WON-LOST	WINNING	LAST 10	STRENGTH OF		OPP. STRENGTH	TEAM	ADJ	CONF.	ADJ CONF.
Average RPI Loss: 243		RECORD	PCT. RANK	GAMES	SCHEDULE		OF SCHEDULE	RPI	RPI	RPI	RPI
DIV. I ONLY		6- 21	.22222	280	2- 8		311	303	309	.25441	309
DIV. I NON-CONF.		2- 14	.125	295	0- 2		305	305	311	.243	311
TOTALS		RPI 1-50	RPI 51-100		W-L RECORDS		RPI 101-158		RPI 159-999		RPI 150+
6- 21	0- 0	0- 1		OVERALL		0- 1		6- 19		6- 19	
3- 7	0- 0	0- 1		HOME		0- 1		3- 5		3- 5	
1- 8	0- 0	0- 0		AWAY		0- 0		1- 8		1- 8	
2- 6	0- 0	0- 0		NEUTRAL		0- 0		2- 6		2- 6	
2- 14	0- 0	0- 0		NON-CONFERENCE		0- 1		2- 13		2- 13	
1- 5	0- 0	0- 0		HOME		0- 1		1- 4		1- 4	
0- 5	0- 0	0- 0		AWAY		0- 0		0- 5		0- 5	
1- 4	0- 0	0- 0		NEUTRAL		0- 0		1- 4		1- 4	
4- 7	0- 0	0- 1		CONFERENCE		0- 0		4- 6		4- 6	
2- 2	0- 0	0- 1		HOME		0- 0		2- 1		2- 1	
1- 3	0- 0	0- 0		AWAY		0- 0		1- 3		1- 3	
1- 2	0- 0	0- 0		NEUTRAL		0- 0		1- 2		1- 2	
RPI S	Opponent	Score	RPI S	Opponent	Score	RPI S	Opponent	Score	RPI S	Opponent	Score
			83 H	Long Island	0 3	137 H	Army	0 3	170 N	Dartmouth	0 3
									175 H	Central Conn. St.	0 3
									175 N	Central Conn. St.	0 3
									211 A	Robert Morris	0 3
									218 H	St. Peter's	1 3
									221 A	Manhattan	1 3
									234 N	High Point	1 3
									251 A	Lafayette	0 3
									265 H	Holy Cross	0 3
									276 A	Harvard	0 3
									280 A	St. Francis (Pa.)	3 0
									283 H	Rider	1 3
									293 N	Gardner-Webb	2 3
									295 H	Hartford	2 3
									295 N	Hartford	3 2
									295 N	Hartford	0 3
									298 A	Fairleigh Dickinson	0 3
									298 N	Fairleigh Dickinson	1 3
									302 A	Wagner	1 3
									304 H	Quinnipiac	3 1
									304 N	Quinnipiac	3 2
									310 A	Providence	0 3
									310 A	Providence	2 3
									312 H	St. Francis (N.Y.)	3 0
									314 H	Md.-East. Shore	3 2
LAST 10 GAMES			175 N	Central Conn. St.	0 3	312 H	St. Francis (N.Y.)	3 0			
			221 A	Manhattan	1 3	137 H	Army	0 3			
			280 A	St. Francis (Pa.)	3 0	298 A	Fairleigh Dickinson	0 3			
			211 A	Robert Morris	0 3	302 A	Wagner	1 3			
			175 H	Central Conn. St.	0 3	83 H	Long Island	0 3			

Non-Div. I Games:

Sacred Heart

Average RPI Win:	298	WON-LOST	WINNING	LAST 10	STRENGTH OF	OPP. STRENGTH	TEAM	ADJ	CONF.	ADJ CONF.	
Average RPI Loss:	234	RECORD	PCT. RANK	GAMES	SCHEDULE	OF SCHEDULE	RPI	RPI	RPI	RPI	
DIV. I ONLY	7- 27	.20588	287	3- 6	301	298	306	.25111	310	30	30
DIV. I NON-CONF.	6- 26	.1875	281	2- 5	288	302	306	.24517	310	30	31
<hr/>											
TOTALS	RPI 1-50	RPI 51-100		W-L RECORDS		RPI 101-158		RPI 159-999		RPI 150+	
7- 27	0- 0	0- 1		OVERALL		0- 4		7- 22		7- 24	
4- 6	0- 0	0- 0		HOME		0- 1		4- 5		4- 5	
2- 9	0- 0	0- 1		AWAY		0- 0		2- 8		2- 8	
1- 12	0- 0	0- 0		NEUTRAL		0- 3		1- 9		1- 11	
<hr/>											
6- 26	0- 0	0- 1		NON-CONFERENCE		0- 4		6- 21		6- 23	
4- 6	0- 0	0- 0		HOME		0- 1		4- 5		4- 5	
2- 9	0- 0	0- 1		AWAY		0- 0		2- 8		2- 8	
0- 11	0- 0	0- 0		NEUTRAL		0- 3		0- 8		0- 10	
<hr/>											
1- 1	0- 0	0- 0		CONFERENCE		0- 0		1- 1		1- 1	
0- 0	0- 0	0- 0		HOME		0- 0		0- 0		0- 0	
0- 0	0- 0	0- 0		AWAY		0- 0		0- 0		0- 0	
1- 1	0- 0	0- 0		NEUTRAL		0- 0		1- 1		1- 1	
<hr/>											
RPI	S	Opponent	Score	RPI	S	Opponent	Score	RPI	S	Opponent	Score
				96	A	Yale	0 3	142	N	Fordham	0 3
								148	H	Siena	0 3
								152	N	Princeton	0 3
								152	N	Princeton	0 3
								175	A	Central Conn. St.	0 3
								181	N	Bucknell	0 3
								207	N	Utah Valley St.	0 3
								218	H	St. Peter's	1 3
								225	N	South Dakota St.	0 3
								234	H	High Point	0 3
								235	A	Colgate	1 3
								243	A	La Salle	2 3
								247	N	N.C. A&T	0 3
								251	A	Lafayette	0 3
								251	N	Lafayette	0 3
								258	N	Tex. A&M-Corp. Chris	3 1
								259	A	Marist	1 3
								265	A	Holy Cross	1 3
								283	A	Rider	0 3
								292	N	North Dakota St.	0 3
								292	N	North Dakota St.	0 3
								293	A	Gardner-Webb	3 2
								293	H	Gardner-Webb	1 3
								295	A	Hartford	2 3
								295	H	Hartford	1 3
				LAST 10 GAMES				298	H	Fairleigh Dickinson	3 0
				292	N	North Dakota St.	0 3	298	N	Fairleigh Dickinson	0 3
				247	N	N.C. A&T	0 3	207	N	Utah Valley St.	0 3
				304	A	Quinnipiac	3 0	225	N	South Dakota St.	0 3
				304	H	Quinnipiac	2 3	292	N	North Dakota St.	0 3
				218	H	St. Peter's	1 3	293	A	Gardner-Webb	3 2
								309	H	Sacred Heart	3 2

Non-Div. I Games: **Lenoir-Rhyne**

Providence

Providence

Average RPI Win:	304	WON-LOST RECORD	WINNING PCT. RANK	LAST 10 GAMES	STRENGTH OF SCHEDULE	OPP. STRENGTH OF SCHEDULE	TEAM RPI	ADJ RPI	CONF. RPI	ADJ CONF. RPI		
DIV. I ONLY		8- 21	.27586	258	2- 8	313	307	311	.2476	311	32	32
DIV. I NON-CONF.		1- 10	.09091	300	0- 1	316	283	316	.17642	315	32	32

TOTALS	RPI 1-50	RPI 51-100		W-L RECORDS		RPI 101-158		RPI 159-999		RPI 150+		
8- 21	0- 0	0- 1		OVERALL		0- 2		8- 18		8- 18		
4- 4	0- 0	0- 0		HOME		0- 1		4- 3		4- 3		
2- 7	0- 0	0- 0		AWAY		0- 1		2- 6		2- 6		
2- 10	0- 0	0- 1		NEUTRAL		0- 0		2- 9		2- 9		
1- 10	0- 0	0- 1		NON-CONFERENCE		0- 0		1- 9		1- 9		
1- 1	0- 0	0- 0		HOME		0- 0		1- 1		1- 1		
0- 3	0- 0	0- 0		AWAY		0- 0		0- 3		0- 3		
0- 6	0- 0	0- 1		NEUTRAL		0- 0		0- 5		0- 5		
7- 11	0- 0	0- 0		CONFERENCE		0- 2		7- 9		7- 9		
3- 3	0- 0	0- 0		HOME		0- 1		3- 2		3- 2		
2- 4	0- 0	0- 0		AWAY		0- 1		2- 3		2- 3		
2- 4	0- 0	0- 0		NEUTRAL		0- 0		2- 4		2- 4		
RPI	S	Opponent	Score	RPI	S	Opponent	Score	RPI	S	Opponent	Score	
				92	N	Xavier	0 3	102	A	Florida A&M	0 3	
								102	H	Florida A&M	0 3	
								237	A	North Carolina St.	0 3	
								247	A	N.C. A&T	2 3	
								247	H	N.C. A&T	0 3	
								256	A	UNC Wilmington	0 3	
								266	N	Air Force	0 3	
								271	N	Delaware St.	1 3	
								274	N	Campbell	0 3	
								277	N	Morgan St.	1 3	
								284	A	Bethune-Cookman	0 3	
								284	H	Bethune-Cookman	1 3	
								288	A	Hampton	1 3	
								288	H	Hampton	3 1	
								288	N	Hampton	3 1	
								288	N	Hampton	3 0	
								293	N	Gardner-Webb	1 3	
								293	N	Gardner-Webb	0 3	
								300	H	Citadel	2 3	
								300	N	Citadel	1 3	
								305	H	Howard	3 0	
								305	N	Howard	1 3	
								306	N	Coppin St.	0 3	
				LAST 10 GAMES				314	A	Md.-East. Shore	3 2	
				284	A	Bethune-Cookman	0 3	102	A	Florida A&M	0 3	
				271	N	Delaware St.	1 3	300	H	Citadel	2 3	
				277	N	Morgan St.	1 3	247	H	N.C. A&T	0 3	
				306	N	Coppin St.	0 3	315	A	Norfolk St.	3 1	
				314	A	Md.-East. Shore	3 2	288	A	Hampton	1 3	
								315	A	Norfolk St.	3 1	
								315	H	Norfolk St.	3 0	
								317	A	Savannah St.	2 3	
								317	H	Savannah St.	3 0	

Non-Div. I Games:

South Carolina St.

Average RPI Win:	0	WON-LOST	WINNING	LAST 10	STRENGTH OF	OPP. STRENGTH	TEAM	ADJ	CONF.	ADJ CONF.	
Average RPI Loss:	216	RECORD	PCT. RANK	GAMES	SCHEDULE	OF SCHEDULE	RPI	RPI	RPI	RPI	
DIV. I ONLY	0-28	0	315	0-10	268	288	312	.23798	312	31	31
DIV. I NON-CONF.	0-18	0	312	0-2	219	266	304	.28957	305	31	30
<hr/>											
TOTALS	RPI 1-50	RPI 51-100		W-L RECORDS		RPI 101-158		RPI 159-999		RPI 150+	
0-28	0-1	0-3		OVERALL		0-3		0-21		0-21	
0-8	0-0	0-1		HOME		0-0		0-7		0-7	
0-11	0-0	0-1		AWAY		0-2		0-8		0-8	
0-9	0-1	0-1		NEUTRAL		0-1		0-6		0-6	
<hr/>											
0-18	0-1	0-2		NON-CONFERENCE		0-3		0-12		0-12	
0-4	0-0	0-0		HOME		0-0		0-4		0-4	
0-7	0-0	0-1		AWAY		0-2		0-4		0-4	
0-7	0-1	0-1		NEUTRAL		0-1		0-4		0-4	
<hr/>											
0-10	0-0	0-1		CONFERENCE		0-0		0-9		0-9	
0-4	0-0	0-1		HOME		0-0		0-3		0-3	
0-4	0-0	0-0		AWAY		0-0		0-4		0-4	
0-2	0-0	0-0		NEUTRAL		0-0		0-2		0-2	
<hr/>											
RPI S	Opponent	Score	RPI S	Opponent	Score	RPI S	Opponent	Score	RPI S	Opponent	Score
33 N	Pepperdine	0 3	83 H	Long Island	0 3	133 N	UC Riverside	0 3	175 H	Central Conn. St.	0 3
			85 N	Towson	0 3	137 A	Army	0 3	175 N	Central Conn. St.	0 3
			96 A	Yale	0 3	145 A	Penn	0 3	181 A	Bucknell	0 3
									193 H	Weber St.	0 3
									211 H	Robert Morris	0 3
									218 H	St. Peter's	0 3
									221 A	Manhattan	0 3
									240 N	Rhode Island	0 3
									251 H	Lafayette	0 3
									259 N	Marist	1 3
									261 N	Canisius	0 3
									265 N	Holy Cross	0 3
									280 A	St. Francis (Pa.)	0 3
									283 H	Rider	0 3
									295 A	Hartford	0 3
									298 A	Fairleigh Dickinson	0 3
									302 A	Wagner	0 3
									304 H	Quinnipiac	0 3
									304 N	Quinnipiac	0 3
									309 A	Sacred Heart	0 3
									310 A	Providence	0 3
<hr/>											
LAST 10 GAMES											
309 A Sacred Heart 0 3						83 H Long Island 0 3					
280 A St. Francis (Pa.) 0 3						302 A Wagner 0 3					
211 H Robert Morris 0 3						298 A Fairleigh Dickinson 0 3					
221 A Manhattan 0 3						304 H Quinnipiac 0 3					
310 A Providence 0 3						175 H Central Conn. St. 0 3					

Non-Div. I Games:

St. Francis (N.Y.)

Average RPI Win:	310	WON-LOST RECORD	WINNING PCT. RANK	LAST 10 GAMES	STRENGTH OF SCHEDULE	OPP. STRENGTH OF SCHEDULE	TEAM RPI	ADJ RPI	CONF. RPI	ADJ CONF. RPI			
DIV. I ONLY		3- 18	.14286	302	0- 9	306	317	314	.23464	313	33	33	
DIV. I NON-CONF.		2- 6	.25	253	0- 4	299	315	307	.30519	303	33	33	
<hr/>													
TOTALS	RPI 1-50	RPI 51-100		W-L RECORDS		RPI 101-158		RPI 159-999		RPI 150+			
3- 18	0- 0	0- 0		OVERALL		0- 1		3- 17		3- 17			
0- 8	0- 0	0- 0		HOME		0- 0		0- 8		0- 8			
2- 8	0- 0	0- 0		AWAY		0- 0		2- 8		2- 8			
1- 2	0- 0	0- 0		NEUTRAL		0- 1		1- 1		1- 1			
2- 6	0- 0	0- 0		NON-CONFERENCE		0- 1		2- 5		2- 5			
0- 2	0- 0	0- 0		HOME		0- 0		0- 2		0- 2			
1- 2	0- 0	0- 0		AWAY		0- 0		1- 2		1- 2			
1- 2	0- 0	0- 0		NEUTRAL		0- 1		1- 1		1- 1			
1- 12	0- 0	0- 0		CONFERENCE		0- 0		1- 12		1- 12			
0- 6	0- 0	0- 0		HOME		0- 0		0- 6		0- 6			
1- 6	0- 0	0- 0		AWAY		0- 0		1- 6		1- 6			
0- 0	0- 0	0- 0		NEUTRAL		0- 0		0- 0		0- 0			
RPI	S	Opponent	Score	RPI	S	Opponent	Score	RPI	S	Opponent	Score		
						132 N	Portland St.	0		3			
									217 H	Mississippi Val.	2	3	
									217 H	Mississippi Val.	1	3	
									248 A	Grambling	0	3	
									248 A	Grambling	0	3	
									248 H	Grambling	1	3	
									258 A	Tex. A&M-Corp. Chris	0	3	
									258 H	Tex. A&M-Corp. Chris	0	3	
									288 A	Hampton	0	3	
									291 A	Prairie View	0	3	
									291 A	Prairie View	0	3	
									291 H	Prairie View	0	3	
									291 H	Prairie View	2	3	
									301 H	Centenary (La.)	1	3	
									301 N	Centenary (La.)	2	3	
									306 N	Coppin St.	3	2	
									307 A	Ark.-Pine Bluff	3	0	
									307 A	Ark.-Pine Bluff	1	3	
									308 A	Southern U.	2	3	
									308 H	Southern U.	2	3	
									317 A	Savannah St.	3	2	
LAST 10 GAMES													
						308 H	Southern U.	2	3	248 A	Grambling	0	3
						258 A	Tex. A&M-Corp. Chris	0	3	248 A	Grambling	0	3
						291 H	Prairie View	2	3	258 H	Tex. A&M-Corp. Chris	0	3
						288 A	Hampton	0	3	301 H	Centenary (La.)	1	3
						306 N	Coppin St.	3	2	291 A	Prairie View	0	3

Non-Div. I Games: Houston Baptist 0 3 Huston-Tillotson 3 0

Texas Southern

Average RPI Win: 298		WON-LOST	WINNING	LAST 10	STRENGTH OF		OPP. STRENGTH	TEAM	ADJ	CONF.	ADJ CONF.
Average RPI Loss: 235		RECORD	PCT. RANK	GAMES	SCHEDULE		OF SCHEDULE	RPI	RPI	RPI	RPI
DIV. I ONLY		5- 28	.15152	297	1- 9		302	296	310	.22885	314
DIV. I NON-CONF.		1- 17	.05556	309	0- 4		268	274	308	.2664	308
TOTALS		RPI 1-50	RPI 51-100		W-L RECORDS		RPI 101-158		RPI 159-999		RPI 150+
5- 28	0- 0	0- 2		OVERALL		0- 2		5- 24		5- 25	
3- 9	0- 0	0- 1		HOME		0- 1		3- 7		3- 7	
1- 13	0- 0	0- 0		AWAY		0- 1		1- 12		1- 13	
1- 6	0- 0	0- 1		NEUTRAL		0- 0		1- 5		1- 5	
1- 17	0- 0	0- 2		NON-CONFERENCE		0- 1		1- 14		1- 15	
0- 3	0- 0	0- 1		HOME		0- 0		0- 2		0- 2	
0- 8	0- 0	0- 0		AWAY		0- 1		0- 7		0- 8	
1- 6	0- 0	0- 1		NEUTRAL		0- 0		1- 5		1- 5	
4- 11	0- 0	0- 0		CONFERENCE		0- 1		4- 10		4- 10	
3- 6	0- 0	0- 0		HOME		0- 1		3- 5		3- 5	
1- 5	0- 0	0- 0		AWAY		0- 0		1- 5		1- 5	
0- 0	0- 0	0- 0		NEUTRAL		0- 0		0- 0		0- 0	
RPI S	Opponent	Score	RPI S	Opponent	Score	RPI S	Opponent	Score	RPI S	Opponent	Score
76 N	Temple	0 3	102 H	Florida A&M	0 3	160 A	James Madison	0 3	163 N	Navy	0 3
81 H	American	0 3	155 A	George Washington	1 3	169 A	Niagara	0 3	187 A	Buffalo	0 3
						218 N	St. Peter's	0 3	221 H	Manhattan	1 3
						226 N	Iona	0 3	240 N	Rhode Island	1 3
						247 H	N.C. A&T	0 3	261 A	Canisius	1 3
						271 A	Delaware St.	0 3	271 H	Delaware St.	3 2
						275 N	George Mason	1 3	277 A	Morgan St.	1 3
						277 H	Morgan St.	1 3	283 N	Rider	3 1
						284 H	Bethune-Cookman	2 3	288 A	Hampton	0 3
						288 H	Hampton	1 3	290 A	Loyola (Md.)	0 3
						302 H	Wagner	0 3	304 A	Quinnipiac	1 3
						305 A	Howard	2 3	305 H	Howard	3 1
						306 A	Coppin St.	2 3	309 A	Sacred Heart	2 3
						311 H	South Carolina St.	2 3			
LAST 10 GAMES			155 A	George Washington	1 3	277 A	Morgan St.	1 3	240 N	Rhode Island	1 3
			288 H	Hampton	1 3	76 N	Temple	0 3	271 A	Delaware St.	0 3
			284 H	Bethune-Cookman	2 3	290 A	Loyola (Md.)	0 3			
			315 H	Norfolk St.	3 0						
			247 H	N.C. A&T	0 3						

Non-Div. I Games:

Md.-East. Shore

Md.-East. Shore

Average RPI Win: 308		WON-LOST	WINNING	LAST 10	STRENGTH OF		OPP. STRENGTH	TEAM	ADJ	CONF.	ADJ CONF.
Average RPI Loss: 261		RECORD	PCT. RANK	GAMES	SCHEDULE		OF SCHEDULE	RPI	RPI	RPI	RPI
DIV. I ONLY		1- 23	.04167	313	0- 10		299	315	315	.20937	315
DIV. I NON-CONF.		1- 3	.25	253	0- 1		289	292	297	.34499	291
TOTALS		RPI 1-50	RPI 51-100		W-L RECORDS		RPI 101-158		RPI 159-999		RPI 150+
1- 23	0- 0	0- 1		OVERALL		0- 2		1- 20		1- 20	
0- 9	0- 0	0- 1		HOME		0- 1		0- 7		0- 7	
0- 9	0- 0	0- 0		AWAY		0- 1		0- 8		0- 8	
1- 5	0- 0	0- 0		NEUTRAL		0- 0		1- 5		1- 5	
1- 3	0- 0	0- 1		NON-CONFERENCE		0- 0		1- 2		1- 2	
0- 1	0- 0	0- 1		HOME		0- 0		0- 0		0- 0	
0- 1	0- 0	0- 0		AWAY		0- 0		0- 1		0- 1	
1- 1	0- 0	0- 0		NEUTRAL		0- 0		1- 1		1- 1	
0- 20	0- 0	0- 0		CONFERENCE		0- 2		0- 18		0- 18	
0- 8	0- 0	0- 0		HOME		0- 1		0- 7		0- 7	
0- 8	0- 0	0- 0		AWAY		0- 1		0- 7		0- 7	
0- 4	0- 0	0- 0		NEUTRAL		0- 0		0- 4		0- 4	
RPI S	Opponent	Score	RPI S	Opponent	Score	RPI S	Opponent	Score	RPI S	Opponent	Score
			86 H	William & Mary	0 3	102 A	Florida A&M	0 3	239 N	Wofford	0 3
						102 H	Florida A&M	0 3	247 A	N.C. A&T	0 3
									247 H	N.C. A&T	0 3
									271 H	Delaware St.	0 3
									271 N	Delaware St.	1 3
									277 H	Morgan St.	0 3
									284 A	Bethune-Cookman	1 3
									284 H	Bethune-Cookman	1 3
									288 A	Hampton	0 3
									288 A	Hampton	0 3
									288 A	Hampton	0 3
									288 H	Hampton	0 3
									288 N	Hampton	1 3
									289 A	Radford	0 3
									305 N	Howard	0 3
									306 N	Coppin St.	0 3
									308 N	Southern U.	3 2
									311 A	South Carolina St.	0 3
									311 H	South Carolina St.	1 3
									314 A	Md.-East. Shore	0 3
									314 H	Md.-East. Shore	2 3
			LAST 10 GAMES								
			247 A	N.C. A&T	0 3	288 H	Hampton	0 3			
			314 A	Md.-East. Shore	0 3	288 A	Hampton	0 3			
			305 N	Howard	0 3	86 H	William & Mary	0 3			
			288 N	Hampton	1 3	311 H	South Carolina St.	1 3			
			271 N	Delaware St.	1 3	271 H	Delaware St.	0 3			

Non-Div. I Games: Winston-Salem 3 0

Norfolk St.

Average RPI Win: 0		WON-LOST RECORD		WINNING PCT. RANK		LAST 10 GAMES		STRENGTH OF SCHEDULE		OPP. STRENGTH OF SCHEDULE		TEAM RPI		ADJ RPI		CONF. RPI		ADJ CONF. RPI	
Average RPI Loss: 263																			
DIV. I ONLY		0- 26		0 315		0- 10		307		314		316		.1715 316		33		33	
DIV. I NON-CONF.		0- 11		0 312		0- 2		279		309		312		.24276 312		33		33	
TOTALS		RPI 1-50		RPI 51-100		W-L RECORDS		RPI 101-158		RPI 159-999		RPI 150+							
0- 26		0- 0		0- 0		OVERALL		0- 0		0- 26		0- 26							
0- 9		0- 0		0- 0		HOME		0- 0		0- 9		0- 9							
0- 12		0- 0		0- 0		AWAY		0- 0		0- 12		0- 12							
0- 5		0- 0		0- 0		NEUTRAL		0- 0		0- 5		0- 5							
0- 11		0- 0		0- 0		NON-CONFERENCE		0- 0		0- 11		0- 11							
0- 2		0- 0		0- 0		HOME		0- 0		0- 2		0- 2							
0- 5		0- 0		0- 0		AWAY		0- 0		0- 5		0- 5							
0- 4		0- 0		0- 0		NEUTRAL		0- 0		0- 4		0- 4							
0- 15		0- 0		0- 0		CONFERENCE		0- 0		0- 15		0- 15							
0- 7		0- 0		0- 0		HOME		0- 0		0- 7		0- 7							
0- 7		0- 0		0- 0		AWAY		0- 0		0- 7		0- 7							
0- 1		0- 0		0- 0		NEUTRAL		0- 0		0- 1		0- 1							
RPI	S	Opponent		Score	RPI	S	Opponent		Score	RPI	S	Opponent		Score	RPI	S	Opponent		Score
															188	A	Alabama A&M		0
															188	H	Alabama A&M		0
															195	N	New Orleans		0
															200	N	Louisiana Tech		0
															217	A	Mississippi Val.		0
															217	H	Mississippi Val.		1
															232	A	Troy		0
															244	A	Southern Miss.		0
															248	A	Grambling		1
															248	H	Grambling		1
															249	A	La.-Monroe		0
															249	H	La.-Monroe		0
															282	A	Jackson St.		0
															282	H	Jackson St.		0
															284	N	Bethune-Cookman		1
															285	A	Southeastern La.		0
															301	A	Centenary (La.)		0
															301	H	Centenary (La.)		0
															301	N	Centenary (La.)		0
															303	A	Alabama St.		1
															303	A	Alabama St.		1
															303	H	Alabama St.		1
															303	H	Alabama St.		1
															303	N	Alabama St.		0
															308	A	Southern U.		1
															308	H	Southern U.		1
															217	A	Mississippi Val.		0
															303	A	Alabama St.		1
															303	A	Alabama St.		1
															188	A	Alabama A&M		0
															244	A	Southern Miss.		0
															303	H	Alabama St.		1

Average RPI Win:	311	WON-LOST	WINNING	LAST 10	STRENGTH OF	OPP. STRENGTH	TEAM	ADJ	CONF.	ADJ CONF.	
Average RPI Loss:	273	RECORD	PCT. RANK	GAMES	SCHEDULE	OF SCHEDULE	RPI	RPI	RPI	RPI	
DIV. I ONLY	1- 23	.04167	313	0- 7	312	308	317	.15835	317	30	30
DIV. I NON-CONF.	1- 23	.04167	311	0- 7	308	312	313	.15835	316	30	31
<hr/>											
TOTALS	RPI 1-50	RPI 51-100		W-L RECORDS		RPI 101-158		RPI 159-999		RPI 150+	
1- 23	0- 0	0- 0		OVERALL		0- 0		1- 23		1- 23	
1- 8	0- 0	0- 0		HOME		0- 0		1- 8		1- 8	
0- 12	0- 0	0- 0		AWAY		0- 0		0- 12		0- 12	
0- 3	0- 0	0- 0		NEUTRAL		0- 0		0- 3		0- 3	
1- 23	0- 0	0- 0		NON-CONFERENCE		0- 0		1- 23		1- 23	
1- 8	0- 0	0- 0		HOME		0- 0		1- 8		1- 8	
0- 12	0- 0	0- 0		AWAY		0- 0		0- 12		0- 12	
0- 3	0- 0	0- 0		NEUTRAL		0- 0		0- 3		0- 3	
0- 0	0- 0	0- 0		CONFERENCE		0- 0		0- 0		0- 0	
0- 0	0- 0	0- 0		HOME		0- 0		0- 0		0- 0	
0- 0	0- 0	0- 0		AWAY		0- 0		0- 0		0- 0	
0- 0	0- 0	0- 0		NEUTRAL		0- 0		0- 0		0- 0	
RPI	S	Opponent	Score	RPI	S	Opponent	Score	RPI	S	Opponent	Score
								230	A	Mercer	0 3
								230	H	Mercer	0 3
								232	A	Troy	0 3
								234	H	High Point	0 3
								245	A	Charleston So.	0 3
								245	H	Charleston So.	0 3
								247	A	N.C. A&T	0 3
								249	N	La.-Monroe	0 3
								267	A	Stetson	0 3
								267	H	Stetson	0 3
								274	A	Campbell	0 3
								277	A	Morgan St.	0 3
								284	A	Bethune-Cookman	0 3
								284	H	Bethune-Cookman	2 3
								288	H	Hampton	1 3
								288	H	Hampton	1 3
								300	A	Citadel	0 3
								303	N	Alabama St.	0 3
								305	N	Howard	1 3
								306	A	Coppin St.	0 3
								308	A	Southern U.	2 3
								311	A	South Carolina St.	0 3
								311	H	South Carolina St.	3 2
								313	H	Texas Southern	2 3
<hr/>											
Non-Div. I Games:	Paine	1 3	Clark Atlanta	1 3	Winston-Salem	3 0	Fort Valley St.	3 1	Savannah St.		
	Benedict	3 1	Benedict	3 0	Clark Atlanta	1 3					