

Average RPI Win: 54		WON-LOST RECORD		WINNING PCT. RANK		LAST 10 GAMES		STRENGTH OF SCHEDULE		OPP. STRENGTH OF SCHEDULE		TEAM RPI		ADJ RPI		CONF. RPI		ADJ CONF. RPI	
DIV. I ONLY		23-1-1		.94 3		9-0-1		14		1		1		.72742 1		1		1	
DIV. I NON-CONF.		11-0-0		1 1		3-0-0		28		6		3		.72313 3		1		1	
TOTALS		RPI 1-25		RPI 26-50		W-L RECORDS		RPI 51-100		RPI 101-150		RPI 150+							
23-1-1		9-1-1		3-0-0		OVERALL		6-0-0		4-0-0		1-0-0							
8-1-1		3-1-1		1-0-0		HOME		3-0-0		1-0-0		0-0-0							
7-0-0		2-0-0		1-0-0		AWAY		2-0-0		1-0-0		1-0-0							
8-0-0		4-0-0		1-0-0		NEUTRAL		1-0-0		2-0-0		0-0-0							
11-0-0		4-0-0		2-0-0		NON-CONFERENCE		2-0-0		2-0-0		1-0-0							
5-0-0		2-0-0		1-0-0		HOME		2-0-0		0-0-0		0-0-0							
1-0-0		0-0-0		0-0-		AWAY		0-0-0		0-0-0		1-0-0							
5-0-0		2-0-0		1-0-0		NEUTRAL		0-0-0		2-0-0		0-0-0							
12-1-1		5-1-1		1-0-0		CONFERENCE		4-0-0		2-0-0		0-0-0							
3-1-1		1-1-1		0-0-0		HOME		1-0-0		1-0-0		0-0-0							
6-0-0		2-0-0		1-0-0		AWAY		2-0-0		1-0-0		0-0-0							
3-0-0		2-0-0		0-0-0		NEUTRAL		1-0-0		0-0-0		0-0-0							
RPI	S	Opponent		Score		RPI	S	Opponent		Score		RPI	S	Opponent		Score			
6	A	Florida St.		4 1		28	H	Va. Commonwealth		6 2		54	H	Clemson		5 1			
6	H	Florida St.		1 1		29	N	Colorado		3 0		57	A	Maryland		4 0			
8	H	Virginia		2 1		44	A	Wake Forest		4 0		57	N	Maryland		3 1			
8	N	Virginia		4 1								58	H	Davidson		6 0			
10	H	Duke		1 2								70	H	Western Caro.		2 0			
10	N	Duke		2 1								100	A	Miami (Fla.)		4 0			
11	H	Pepperdine		6 0															
13	H	Yale		1 0															
19	A	Boston College		4 1															
23	N	Tennessee		7 1															
24	N	Stanford		4 0															
LAST 10 GAMES																			
6	H	Florida St.		1 1		10	N	Duke		2 1									
11	H	Pepperdine		6 0		57	N	Maryland		3 1									
28	H	Va. Commonwealth		6 2		44	A	Wake Forest		4 0									
70	H	Western Caro.		2 0		107	H	North Carolina St.		1 0									
8	N	Virginia		4 1		120	A	Virginia Tech		3 1									

Non-Div. I Games:

North Carolina

UCLA

Average RPI Win: 58		WON-LOST RECORD		WINNING PCT. RANK		LAST 10 GAMES		STRENGTH OF SCHEDULE		OPP. STRENGTH OF SCHEDULE		TEAM RPI		ADJ RPI		CONF. RPI		ADJ CONF. RPI	
DIV. I ONLY		22-2-2		.88462 4		8-1-1		3		5		2		.72475 2		2		2	
DIV. I NON-CONF.		15-2-0		.88235 9		5-1-0		4		5		2		.73457 2		2		2	
TOTALS		RPI 1-25		RPI 26-50		W-L RECORDS		RPI 51-100		RPI 101-150		RPI 150+							
22-2-2		8-2-1		3-0-0		OVERALL		7-0-1		2-0-0		2-0-0							
11-1-1		4-1-0		3-0-0		HOME		1-0-1		1-0-0		2-0-0							
8-0-1		3-0-1		0-0-0		AWAY		4-0-0		1-0-0		0-0-0							
3-1-0		1-1-0		0-0-0		NEUTRAL		2-0-0		0-0-0		0-0-0							
15-2-0		5-2-0		3-0-0		NON-CONFERENCE		4-0-0		2-0-0		1-0-0							
7-1-0		2-1-0		3-0-0		HOME		0-0-0		1-0-0		1-0-0							
5-0-0		2-0-0		0-0-		AWAY		2-0-0		1-0-0		0-0-0							
3-1-0		1-1-0		0-0-0		NEUTRAL		2-0-0		0-0-0		0-0-0							
7-0-2		3-0-1		0-0-0		CONFERENCE		3-0-1		0-0-0		1-0-0							
4-0-1		2-0-0		0-0-0		HOME		1-0-1		0-0-0		1-0-0							
3-0-1		1-0-1		0-0-0		AWAY		2-0-0		0-0-0		0-0-0							
0-0-0		0-0-0		0-0-0		NEUTRAL		0-0-0		0-0-0		0-0-0							
RPI S	Opponent	Score		RPI S	Opponent	Score		RPI S	Opponent	Score		RPI S	Opponent	Score					
3 H	Penn St.	0	1	29 H	Colorado	2	0	51 N	Fla. Atlantic	2	0	111 H	Denver	1	0				
4 N	Portland	0	4	29 H	Colorado	3	0	52 A	Oregon St.	3	0	114 A	San Diego	4	1				
6 N	Florida St.	4	0	45 H	Long Beach St.	3	0	55 H	Washington St.	0	0	168 H	Washington	4	0				
7 A	Santa Clara	2	1					56 H	Arizona St.	2	1	224 H	Mississippi Val.	9	0				
8 H	Virginia	5	0					60 N	Princeton	1	0								
9 A	California	2	0					76 A	UC Santa Barb.	5	0								
11 A	Pepperdine	2	1					77 A	St. Mary's (Cal.)	4	0								
15 H	Marquette	4	0					95 A	Oregon	3	0								
16 H	Southern California	3	2																
20 H	Arizona	2	1																
24 A	Stanford	0	0																
LAST 10 GAMES																			
4 N	Portland	0	4	224 H	Mississippi Val.	9	0												
6 N	Florida St.	4	0	56 H	Arizona St.	2	1												
8 H	Virginia	5	0	20 H	Arizona	2	1												
15 H	Marquette	4	0	24 A	Stanford	0	0												
29 H	Colorado	3	0	9 A	California	2	0												

Non-Div. I Games:

UCLA

Average RPI Win: 68		WON-LOST	WINNING	LAST 10	STRENGTH OF		OPP. STRENGTH	TEAM	ADJ	CONF.	ADJ CONF.				
Average RPI Loss: 0		RECORD	PCT. RANK	GAMES	SCHEDULE		OF SCHEDULE	RPI	RPI	RPI	RPI				
DIV. I ONLY		23-0-2	.96	1	8-0-2		16	13	3	.72155	3	5	5		
DIV. I NON-CONF.		13-0-1	.96429	3	5-0-1		7	2	1	.74712	1	4	4		
TOTALS		RPI 1-25	RPI 26-50		W-L RECORDS		RPI 51-100		RPI 101-150		RPI 150+				
23-0-2		6-0-1	6-0-0		OVERALL		4-0-1		4-0-0		3-0-0				
13-0-0		3-0-0	4-0-0		HOME		1-0-0		2-0-0		3-0-0				
8-0-1		1-0-0	2-0-0		AWAY		3-0-1		2-0-0		0-0-0				
2-0-1		2-0-1	0-0-0		NEUTRAL		0-0-0		0-0-0		0-0-0				
13-0-1		6-0-1	2-0-0		NON-CONFERENCE		2-0-0		1-0-0		2-0-0				
9-0-0		3-0-0	2-0-0		HOME		1-0-0		1-0-0		2-0-0				
2-0-0		1-0-0	0-0-		AWAY		1-0-0		0-0-0		0-0-0				
2-0-1		2-0-1	0-0-0		NEUTRAL		0-0-0		0-0-0		0-0-0				
10-0-1		0-0-0	4-0-0		CONFERENCE		2-0-1		3-0-0		1-0-0				
4-0-0		0-0-0	2-0-0		HOME		0-0-0		1-0-0		1-0-0				
6-0-1		0-0-0	2-0-0		AWAY		2-0-1		2-0-0		0-0-0				
0-0-0		0-0-0	0-0-0		NEUTRAL		0-0-0		0-0-0		0-0-0				
RPI S	Opponent	Score		RPI S	Opponent	Score		RPI S	Opponent	Score		RPI S	Opponent	Score	
2 A	UCLA	1	0	30 H	West Virginia	5	2	53 H	James Madison	2	0	102 H	Bucknell	6	0
4 N	Portland	0	0	36 H	Illinois	3	1	57 A	Maryland	3	0	104 H	Indiana	2	0
7 H	Santa Clara	2	1	37 A	Wisconsin	2	1	67 A	Michigan	3	3	112 A	Minnesota	1	0
8 H	Virginia	5	2	39 A	Michigan St.	3	0	67 A	Michigan	4	2	132 A	Ohio St.	1	0
14 H	Texas A&M	4	1	42 H	Purdue	3	2	97 A	Northwestern	2	1	166 H	Navy	5	0
16 N	Southern California	3	1	48 H	Loyola (Md.)	5	0					168 H	Washington	3	2
17 N	Connecticut	2	1									203 H	Iowa	8	0
LAST 10 GAMES															
4 N	Portland	0	0	67 A	Michigan	3	3								
7 H	Santa Clara	2	1	166 H	Navy	5	0								
14 H	Texas A&M	4	1	112 A	Minnesota	1	0								
30 H	West Virginia	5	2	39 A	Michigan St.	3	0								
102 H	Bucknell	6	0	67 A	Michigan	4	2								

Non-Div. I Games:

Penn St.

Average RPI Win:	71	WON-LOST RECORD	WINNING PCT. RANK	LAST 10 GAMES	STRENGTH OF SCHEDULE	OPP. STRENGTH OF SCHEDULE	TEAM RPI	ADJ RPI	CONF. RPI	ADJ CONF. RPI					
Average RPI Loss:	0														
DIV. I ONLY		23-0-2	.96	1	9-0-1	29	3	4	.70942	4	3	3			
DIV. I NON-CONF.		17-0-1	.97222	2	5-0-1	42	3	4	.71318	4	3	3			
<hr/>															
TOTALS	RPI 1-25	RPI 26-50		W-L RECORDS		RPI 51-100		RPI 101-150		RPI 150+					
23-0-2	6-0-2	5-0-0		OVERALL		6-0-0		3-0-0		3-0-0					
12-0-0	5-0-0	3-0-0		HOME		2-0-0		1-0-0		1-0-0					
7-0-1	0-0-1	2-0-0		AWAY		2-0-0		1-0-0		2-0-0					
4-0-1	1-0-1	0-0-0		NEUTRAL		2-0-0		1-0-0		0-0-0					
17-0-1	5-0-1	4-0-0		NON-CONFERENCE		4-0-0		2-0-0		2-0-0					
8-0-0	4-0-0	2-0-0		HOME		1-0-0		0-0-0		1-0-0					
5-0-0	0-0-0	2-0-		AWAY		1-0-0		1-0-0		1-0-0					
4-0-1	1-0-1	0-0-0		NEUTRAL		2-0-0		1-0-0		0-0-0					
6-0-1	1-0-1	1-0-0		CONFERENCE		2-0-0		1-0-0		1-0-0					
4-0-0	1-0-0	1-0-0		HOME		1-0-0		1-0-0		0-0-0					
2-0-1	0-0-1	0-0-0		AWAY		1-0-0		0-0-0		1-0-0					
0-0-0	0-0-0	0-0-0		NEUTRAL		0-0-0		0-0-0		0-0-0					
<hr/>															
RPI S	Opponent	Score		RPI S	Opponent	Score		RPI S	Opponent	Score		RPI S	Opponent	Score	
2 N	UCLA	4	0	30 H	West Virginia	2	0	52 H	Oregon St.	2	1	101 N	Pacific	2	0
3 N	Penn St.	0	0	34 A	Texas	2	1	65 N	Iowa St.	5	0	114 H	San Diego	5	0
5 H	Notre Dame	3	1	37 H	Wisconsin	5	1	69 N	San Diego St.	3	0	130 A	Baylor	4	1
7 H	Santa Clara	3	1	40 A	Nebraska	3	2	72 A	Loyola Marymount	3	0	168 A	Washington	5	0
11 A	Pepperdine	1	1	47 H	Gonzaga	2	0	77 H	St. Mary's (Cal.)	3	0	173 A	San Francisco	3	0
20 H	Arizona	4	0					95 A	Oregon	6	0	260 H	Portland St.	3	0
20 H	Arizona	3	0												
24 H	Stanford	3	0												
<hr/>															
LAST 10 GAMES															
2 N	UCLA	4	0	65 N	Iowa St.	5	0								
3 N	Penn St.	0	0	77 H	St. Mary's (Cal.)	3	0								
5 H	Notre Dame	3	1	173 A	San Francisco	3	0								
20 H	Arizona	4	0	114 H	San Diego	5	0								
40 A	Nebraska	3	2	7 H	Santa Clara	3	1								

Non-Div. I Games:

Portland

Average RPI Win:		82	WON-LOST RECORD		WINNING PCT. RANK		LAST 10 GAMES		STRENGTH OF SCHEDULE		OPP. STRENGTH OF SCHEDULE		TEAM RPI	ADJ RPI		CONF. RPI	ADJ CONF. RPI							
Average RPI Loss:		5																						
DIV. I ONLY			20-4-1		.82		9		7-2-1		17		6		6		.68289		6		1		1	
DIV. I NON-CONF.			11-1-0		.91667		5		4-1-0		38		22		8		.68686		6		1		1	
TOTALS		RPI 1-25		RPI 26-50		W-L RECORDS		RPI 51-100		RPI 101-150		RPI 150+												
20-4-1		5-4-1		3-0-0		OVERALL		7-0-0		2-0-0		3-0-0												
9-1-0		3-1-0		1-0-0		HOME		1-0-0		1-0-0		3-0-0												
8-1-1		2-1-1		1-0-0		AWAY		4-0-0		1-0-0		0-0-0												
3-2-0		0-2-0		1-0-0		NEUTRAL		2-0-0		0-0-0		0-0-0												
11-1-0		3-1-0		2-0-0		NON-CONFERENCE		3-0-0		0-0-0		3-0-0												
4-0-0		1-0-0		0-0-0		HOME		0-0-0		0-0-0		3-0-0												
5-0-0		2-0-0		1-0-		AWAY		2-0-0		0-0-0		0-0-0												
2-1-0		0-1-0		1-0-0		NEUTRAL		1-0-0		0-0-0		0-0-0												
9-3-1		2-3-1		1-0-0		CONFERENCE		4-0-0		2-0-0		0-0-0												
5-1-0		2-1-0		1-0-0		HOME		1-0-0		1-0-0		0-0-0												
3-1-1		0-1-1		0-0-0		AWAY		2-0-0		1-0-0		0-0-0												
1-1-0		0-1-0		0-0-0		NEUTRAL		1-0-0		0-0-0		0-0-0												
RPI	S	Opponent		Score		RPI	S	Opponent		Score		RPI	S	Opponent		Score								
1	A	North Carolina		1	1	26	A	Mississippi		1	0	51	N	Fla. Atlantic		3	0							
1	H	North Carolina		1	4	36	N	Illinois		2	1	54	A	Clemson		3	0							
2	N	UCLA		0	4	44	H	Wake Forest		4	1	54	N	Clemson		4	0							
8	A	Virginia		0	1							57	H	Maryland		3	1							
8	N	Virginia		0	2							72	A	Loyola Marymount		2	1							
9	H	California		2	1							73	A	UCF		3	0							
10	H	Duke		2	1							100	A	Miami (Fla.)		3	1							
16	A	Southern California		4	0																			
19	H	Boston College		3	0																			
22	A	Florida		4	2																			
LAST 10 GAMES																								
2	N	UCLA		0	4	8	N	Virginia		0	2													
1	A	North Carolina		1	1	54	N	Clemson		4	0													
9	H	California		2	1	54	A	Clemson		3	0													
36	N	Illinois		2	1	288	H	Citadel		5	0													
51	N	Fla. Atlantic		3	0	10	H	Duke		2	1													

Non-Div. I Games:

Florida St.

Average RPI Win:		81	WON-LOST RECORD		WINNING PCT. RANK		LAST 10 GAMES		STRENGTH OF SCHEDULE		OPP. STRENGTH OF SCHEDULE		TEAM RPI		ADJ RPI		CONF. RPI		ADJ CONF. RPI					
Average RPI Loss:		9																						
DIV. I ONLY			17-5-2		.75		24		6-3-1		4		16		7		.67263		7		3		3	
DIV. I NON-CONF.			13-3-1		.79412		28		3-1-0		6		7		5		.69766		5		3		3	
TOTALS		RPI 1-25		RPI 26-50		W-L RECORDS		RPI 51-100		RPI 101-150		RPI 150+												
17-5-2		6-5-0		1-0-2		OVERALL		3-0-0		3-0-0		4-0-0												
12-1-0		5-1-0		1-0-0		HOME		3-0-0		0-0-0		3-0-0												
3-4-2		1-4-0		0-0-2		AWAY		0-0-0		1-0-0		1-0-0												
2-0-0		0-0-0		0-0-0		NEUTRAL		0-0-0		2-0-0		0-0-0												
13-3-1		6-3-0		1-0-1		NON-CONFERENCE		1-0-0		2-0-0		3-0-0												
9-1-0		5-1-0		1-0-0		HOME		1-0-0		0-0-0		2-0-0												
2-2-1		1-2-0		0-1-		AWAY		0-0-0		0-0-0		1-0-0												
2-0-0		0-0-0		0-0-0		NEUTRAL		0-0-0		2-0-0		0-0-0												
4-2-1		0-2-0		0-0-1		CONFERENCE		2-0-0		1-0-0		1-0-0												
3-0-0		0-0-0		0-0-0		HOME		2-0-0		0-0-0		1-0-0												
1-2-1		0-2-0		0-0-1		AWAY		0-0-0		1-0-0		0-0-0												
0-0-0		0-0-0		0-0-0		NEUTRAL		0-0-0		0-0-0		0-0-0												
RPI	S	Opponent		Score		RPI	S	Opponent		Score		RPI	S	Opponent		Score								
2	H	UCLA		1	2	44	A	Wake Forest		0	0	56	H	Arizona St.		2	0							
3	A	Penn St.		1	2	46	H	Cal Poly		2	0	72	H	Loyola Marymount		4	0							
4	A	Portland		1	3	47	A	Gonzaga		0	0	77	H	St. Mary's (Cal.)		2	0							
5	H	Notre Dame		2	1																			
9	A	California		2	1																			
11	A	Pepperdine		0	1																			
12	H	Cal St. Fullerton		1	0																			
19	H	Boston College		2	1																			
24	A	Stanford		0	1																			
25	H	St. Louis		2	1																			
25	H	St. Louis		4	0																			
LAST 10 GAMES																								
3	A	Penn St.		1	2	72	H	Loyola Marymount		4	0													
19	H	Boston College		2	1	47	A	Gonzaga		0	0													
25	H	St. Louis		4	0	4	A	Portland		1	3													
151	H	Fresno St.		5	0	173	H	San Francisco		5	0													
11	A	Pepperdine		0	1	77	H	St. Mary's (Cal.)		2	0													

Non-Div. I Games:

Santa Clara

Average RPI Win:	71	WON-LOST RECORD	WINNING PCT. RANK	LAST 10 GAMES	STRENGTH OF SCHEDULE	OPP. STRENGTH OF SCHEDULE	TEAM RPI	ADJ RPI	CONF. RPI	ADJ CONF. RPI	
Average RPI Loss:	8										
DIV. I ONLY	18-6-1	.74	29	7-3-0	5	7	8	.6726	8	1	1
DIV. I NON-CONF.	8-3-1	.70833	49	3-1-0	12	32	13	.65138	14	1	1
<hr/>											
TOTALS	RPI 1-25	RPI 26-50		W-L RECORDS	RPI 51-100		RPI 101-150		RPI 150+		
18-6-1	5-6-0	3-0-0		OVERALL	5-0-0		4-0-1		1-0-0		
12-1-1	3-1-0	1-0-0		HOME	4-0-0		3-0-1		1-0-0		
4-4-0	1-4-0	1-0-0		AWAY	1-0-0		1-0-0		0-0-0		
2-1-0	1-1-0	1-0-0		NEUTRAL	0-0-0		0-0-0		0-0-0		
<hr/>											
8-3-1	2-3-0	1-0-0		NON-CONFERENCE	2-0-0		2-0-1		1-0-0		
7-1-1	2-1-0	1-0-0		HOME	1-0-0		2-0-1		1-0-0		
1-2-0	0-2-0	0-0-0		AWAY	1-0-0		0-0-0		0-0-0		
0-0-0	0-0-0	0-0-0		NEUTRAL	0-0-0		0-0-0		0-0-0		
<hr/>											
10-3-0	3-3-0	2-0-0		CONFERENCE	3-0-0		2-0-0		0-0-0		
5-0-0	1-0-0	0-0-0		HOME	3-0-0		1-0-0		0-0-0		
3-2-0	1-2-0	1-0-0		AWAY	0-0-0		1-0-0		0-0-0		
2-1-0	1-1-0	1-0-0		NEUTRAL	0-0-0		0-0-0		0-0-0		
<hr/>											
RPI S	Opponent	Score	RPI S	Opponent	Score	RPI S	Opponent	Score	RPI S	Opponent	Score
1 A	North Carolina	1 2	30 H	West Virginia	1 0	53 A	James Madison	1 0	107 H	North Carolina St.	2 0
1 N	North Carolina	1 4	44 A	Wake Forest	1 0	54 H	Clemson	2 1	108 H	Richmond	9 0
2 A	UCLA	0 5	44 N	Wake Forest	2 1	57 H	Maryland	2 0	120 A	Virginia Tech	4 0
3 A	Penn St.	2 5				96 H	Rhode Island	6 0	126 H	Dayton	2 2
6 H	Florida St.	1 0				100 H	Miami (Fla.)	1 0	136 H	Liberty	4 0
6 N	Florida St.	2 0							276 H	St. Bonaventure	7 1
10 A	Duke	1 0									
12 H	Cal St. Fullerton	2 1									
19 A	Boston College	0 1									
23 H	Tennessee	0 1									
23 H	Tennessee	3 0									
<hr/>											
LAST 10 GAMES											
2 A	UCLA	0 5	6 N	Florida St.	2 0						
12 H	Cal St. Fullerton	2 1	44 N	Wake Forest	2 1						
23 H	Tennessee	3 0	107 H	North Carolina St.	2 0						
136 H	Liberty	4 0	57 H	Maryland	2 0						
1 N	North Carolina	1 4	19 A	Boston College	0 1						

Non-Div. I Games:

Virginia

Average RPI Win:		76	WON-LOST RECORD		WINNING PCT. RANK	LAST 10 GAMES		STRENGTH OF SCHEDULE		OPP. STRENGTH OF SCHEDULE		TEAM RPI	ADJ RPI	CONF. RPI	ADJ CONF. RPI
Average RPI Loss:		8													
DIV. I ONLY			16-4-2		.77273	21		15		17		9	.66376	9	2
DIV. I NON-CONF.			9-3-1		.73077	41		20		42		14	.65325	13	2
TOTALS		RPI 1-25	RPI 26-50		W-L RECORDS		RPI 51-100		RPI 101-150		RPI 150+				
16-4-2		2-4-1	3-0-0		OVERALL		8-0-1		1-0-0		2-0-0				
6-2-1		1-2-0	0-0-0		HOME		2-0-1		1-0-0		2-0-0				
6-2-1		1-2-1	0-0-0		AWAY		5-0-0		0-0-0		0-0-0				
4-0-0		0-0-0	3-0-0		NEUTRAL		1-0-0		0-0-0		0-0-0				
9-3-1		0-3-0	3-0-0		NON-CONFERENCE		4-0-1		1-0-0		1-0-0				
3-1-1		0-1-0	0-0-0		HOME		1-0-1		1-0-0		1-0-0				
2-2-0		0-2-0	0-0-		AWAY		2-0-0		0-0-0		0-0-0				
4-0-0		0-0-0	3-0-0		NEUTRAL		1-0-0		0-0-0		0-0-0				
7-1-1		2-1-1	0-0-0		CONFERENCE		4-0-0		0-0-0		1-0-0				
3-1-0		1-1-0	0-0-0		HOME		1-0-0		0-0-0		1-0-0				
4-0-1		1-0-1	0-0-0		AWAY		3-0-0		0-0-0		0-0-0				
0-0-0		0-0-0	0-0-0		NEUTRAL		0-0-0		0-0-0		0-0-0				
RPI S	Opponent	Score		RPI S	Opponent	Score		RPI S	Opponent	Score		RPI S	Opponent	Score	
2	H UCLA	0	2	27	N Dartmouth	1	0	52	A Oregon St.	4	0	101	H Pacific	3	0
6	A Florida St.	1	2	31	N UTEP	2	1	55	H Washington St.	3	0	168	H Washington	1	0
7	H Santa Clara	1	2	35	N Southern Methodist	5	0	56	A Arizona St.	1	0	274	H Montana	3	1
16	H Southern California	2	1					61	A Utah	1	0				
18	A Brigham Young	0	1					63	N Rice	2	0				
20	A Arizona	0	0					76	H UC Santa Barb.	1	0				
24	A Stanford	2	0					77	A St. Mary's (Cal.)	2	1				
								81	H Missouri	0	0				
								95	A Oregon	5	0				
LAST 10 GAMES															
6	A Florida St.	1	2	16	H Southern California	2	1								
63	N Rice	2	0	2	H UCLA	0	2								
31	N UTEP	2	1	56	A Arizona St.	1	0								
52	A Oregon St.	4	0	20	A Arizona	0	0								
95	A Oregon	5	0	24	A Stanford	2	0								

Non-Div. I Games:

California

Duke				Through Games Of Dec. 4, 2005													
Average RPI Win:		67	WON-LOST RECORD	WINNING PCT. RANK	LAST 10 GAMES	STRENGTH OF SCHEDULE	OPP. STRENGTH OF SCHEDULE	TEAM RPI	ADJ RPI	CONF. RPI	ADJ CONF. RPI						
Average RPI Loss:		17															
DIV. I ONLY			14-6-1	.69048	44	6-4-0	7	4	11	.65001	10	1	1				
DIV. I NON-CONF.			7-1-1	.83333	19	1-1-0	17	18	6	.67988	8	1	1				
TOTALS		RPI 1-25		RPI 26-50		W-L RECORDS		RPI 51-100		RPI 101-150		RPI 150+					
14-6-1		4-5-0		1-0-0		OVERALL		5-1-1		4-0-0		0-0-0					
7-1-0		0-1-0		1-0-0		HOME		3-0-0		3-0-0		0-0-0					
3-4-1		2-3-0		0-0-0		AWAY		0-1-1		1-0-0		0-0-0					
4-1-0		2-1-0		0-0-0		NEUTRAL		2-0-0		0-0-0		0-0-0					
7-1-1		2-1-0		0-0-0		NON-CONFERENCE		3-0-1		2-0-0		0-0-0					
3-0-0		0-0-0		0-0-0		HOME		1-0-0		2-0-0		0-0-0					
1-1-1		1-1-0		0-0-		AWAY		0-0-1		0-0-0		0-0-0					
3-0-0		1-0-0		0-0-0		NEUTRAL		2-0-0		0-0-0		0-0-0					
7-5-0		2-4-0		1-0-0		CONFERENCE		2-1-0		2-0-0		0-0-0					
4-1-0		0-1-0		1-0-0		HOME		2-0-0		1-0-0		0-0-0					
2-3-0		1-2-0		0-0-0		AWAY		0-1-0		1-0-0		0-0-0					
1-1-0		1-1-0		0-0-0		NEUTRAL		0-0-0		0-0-0		0-0-0					
RPI	S	Opponent		Score		RPI	S	Opponent		Score		RPI	S	Opponent		Score	
1	A	North Carolina		2 1		44	H	Wake Forest		3 0		54	A	Clemson		0 1	
1	N	North Carolina		1 2								57	H	Maryland		1 0	
6	A	Florida St.		1 2								58	N	Davidson		2 0	
8	H	Virginia		0 1								62	A	William & Mary		1 1	
13	A	Yale		1 2								80	N	Fairfield		4 0	
13	N	Yale		1 0								89	H	UNC Greensboro		1 0	
19	A	Boston College		0 1								100	H	Miami (Fla.)		3 1	
19	N	Boston College		2 0													
25	A	St. Louis		2 1													
LAST 10 GAMES																	
13	A	Yale		1 2		6	A	Florida St.		1 2							
80	N	Fairfield		4 0		54	A	Clemson		0 1							
1	N	North Carolina		1 2		57	H	Maryland		1 0							
19	N	Boston College		2 0		44	H	Wake Forest		3 0							
100	H	Miami (Fla.)		3 1		1	A	North Carolina		2 1							

Non-Div. I Games:

Duke

Average RPI Win:		84	WON-LOST RECORD		WINNING PCT. RANK		LAST 10 GAMES		STRENGTH OF SCHEDULE		OPP. STRENGTH OF SCHEDULE		TEAM RPI		ADJ RPI		CONF. RPI		ADJ CONF. RPI					
DIV. I ONLY			15-4-3		.75		24		5-3-2		11		24		10		.64993		11		3		3	
DIV. I NON-CONF.			12-2-1		.83333		19		3-1-0		19		39		9		.67852		9		3		3	
TOTALS		RPI 1-25		RPI 26-50				W-L RECORDS				RPI 51-100				RPI 101-150				RPI 150+				
15-4-3		2-2-1		2-1-1				OVERALL				6-0-1				4-0-0				1-1-0				
8-2-1		2-1-1		1-1-0				HOME				4-0-0				1-0-0				0-0-0				
3-2-2		0-1-0		0-0-1				AWAY				0-0-1				3-0-0				0-1-0				
4-0-0		0-0-0		1-0-0				NEUTRAL				2-0-0				0-0-0				1-0-0				
12-2-1		1-2-0		2-0-1				NON-CONFERENCE				5-0-0				3-0-0				1-0-0				
6-1-0		1-1-0		1-0-0				HOME				3-0-0				1-0-0				0-0-0				
2-1-1		0-1-0		0-1-				AWAY				0-0-0				2-0-0				0-0-0				
4-0-0		0-0-0		1-0-0				NEUTRAL				2-0-0				0-0-0				1-0-0				
3-2-2		1-0-1		0-1-0				CONFERENCE				1-0-1				1-0-0				0-1-0				
2-1-1		1-0-1		0-1-0				HOME				1-0-0				0-0-0				0-0-0				
1-1-1		0-0-0		0-0-0				AWAY				0-0-1				1-0-0				0-1-0				
0-0-0		0-0-0		0-0-0				NEUTRAL				0-0-0				0-0-0				0-0-0				
RPI	S	Opponent		Score		RPI	S	Opponent		Score		RPI	S	Opponent		Score		RPI	S	Opponent		Score		
1	A	North Carolina		0	6	26	N	Mississippi		1	0	61	H	Utah		1	0	111	H	Denver		4	0	
2	H	UCLA		1	2	35	A	Southern Methodist		1	1	68	N	Kansas		3	2	114	A	San Diego		2	0	
4	H	Portland		1	1	47	H	Gonzaga		0	1	72	H	Loyola Marymount		3	2	143	A	TCU		3	2	
7	H	Santa Clara		1	0	49	H	UNLV		1	0	73	H	UCF		2	1	149	A	Hawaii		2	0	
20	H	Arizona		3	1							77	A	St. Mary's (Cal.)		2	2	173	A	San Francisco		1	2	
												92	N	Samford		2	0	185	N	Eastern Mich.		2	0	
												93	H	Cal St. Northridge		2	1							
LAST 10 GAMES																								
		1 A North Carolina		0	6			114 A San Diego				2	0											
		92 N Samford		2	0			77 A St. Mary's (Cal.)				2	2											
		26 N Mississippi		1	0			173 A San Francisco				1	2											
		7 H Santa Clara		1	0			4 H Portland				1	1											
		93 H Cal St. Northridge		2	1			47 H Gonzaga				0	1											

Non-Div. I Games:

Pepperdine

[illegible]

Non-Div. I Games:

Cal St. Fullerton

Average RPI Win:	117	WON-LOST RECORD	WINNING PCT. RANK	LAST 10 GAMES	STRENGTH OF SCHEDULE	OPP. STRENGTH OF SCHEDULE	TEAM RPI	ADJ RPI	CONF. RPI	ADJ CONF. RPI
Average RPI Loss:	35									
DIV. I ONLY		15-4-1	.775 20	7-2-1	23	52	13	.64318 13	7	7
DIV. I NON-CONF.		10-3-0	.76923 37	3-1-0	30	27	16	.64808 16	9	9
<hr/>										
TOTALS	RPI 1-25	RPI 26-50		W-L RECORDS	RPI 51-100		RPI 101-150		RPI 150+	
15-4-1	1-3-0	3-0-0		OVERALL	4-0-0		1-1-1		6-0-0	
9-0-0	1-0-0	2-0-0		HOME	1-0-0		0-0-0		5-0-0	
6-3-1	0-2-0	1-0-0		AWAY	3-0-0		1-1-1		1-0-0	
0-1-0	0-1-0	0-0-0		NEUTRAL	0-0-0		0-0-0		0-0-0	
<hr/>										
10-3-0	1-3-0	2-0-0		NON-CONFERENCE	2-0-0		1-0-0		4-0-0	
5-0-0	1-0-0	1-0-0		HOME	0-0-0		0-0-0		3-0-0	
5-2-0	0-2-0	1-0-		AWAY	2-0-0		1-0-0		1-0-0	
0-1-0	0-1-0	0-0-0		NEUTRAL	0-0-0		0-0-0		0-0-0	
<hr/>										
5-1-1	0-0-0	1-0-0		CONFERENCE	2-0-0		0-1-1		2-0-0	
4-0-0	0-0-0	1-0-0		HOME	1-0-0		0-0-0		2-0-0	
1-1-1	0-0-0	0-0-0		AWAY	1-0-0		0-1-1		0-0-0	
0-0-0	0-0-0	0-0-0		NEUTRAL	0-0-0		0-0-0		0-0-0	
<hr/>										
RPI S	Opponent	Score		RPI S	Opponent	Score		RPI S	Opponent	Score
1 A	North Carolina	0	1	27 H	Dartmouth	2	1	121 A	Penn	1 1
5 A	Notre Dame	2	5	32 A	Central Conn. St.	2	0	125 A	Columbia	1 2
10 H	Duke	2	1	32 H	Central Conn. St.	3	0	141 A	George Mason	3 0
10 N	Duke	0	1					171 H	Brown	3 0
								184 H	Cornell	5 0
								187 A	St. John's (N.Y.)	1 0
								191 H	Sacred Heart	5 1
								244 H	Hartford	1 0
								271 H	Quinnipiac	5 1
<hr/>										
LAST 10 GAMES										
5 A	Notre Dame	2	5	125 A	Columbia	1	2			
10 H	Duke	2	1	191 H	Sacred Heart	5	1			
32 H	Central Conn. St.	3	0	121 A	Penn	1	1			
27 H	Dartmouth	2	1	184 H	Cornell	5	0			
171 H	Brown	3	0	64 H	Harvard	2	1			

Non-Div. I Games:

Yale

Average RPI Win:	102	WON-LOST RECORD	WINNING PCT. RANK	LAST 10 GAMES	STRENGTH OF SCHEDULE	OPP. STRENGTH OF SCHEDULE	TEAM RPI	ADJ RPI	CONF. RPI	ADJ CONF. RPI		
DIV. I ONLY		18-4-2	.79167	17	8-1-1	46	46	16	.63648	14	6	6
DIV. I NON-CONF.		8-2-1	.77273	36	2-1-0	55	67	21	.62266	21	5	5
<hr/>												
TOTALS	RPI 1-25	RPI 26-50		W-L RECORDS		RPI 51-100		RPI 101-150		RPI 150+		
18-4-2	1-1-0	6-2-0		OVERALL		3-1-1		4-0-1		4-0-0		
9-1-0	0-0-0	3-0-0		HOME		0-1-0		3-0-0		3-0-0		
4-3-2	0-1-0	1-2-0		AWAY		2-0-1		1-0-1		0-0-0		
5-0-0	1-0-0	2-0-0		NEUTRAL		1-0-0		0-0-0		1-0-0		
8-2-1	1-1-0	1-1-0		NON-CONFERENCE		0-0-1		3-0-0		3-0-0		
5-0-0	0-0-0	1-0-0		HOME		0-0-0		2-0-0		2-0-0		
1-2-1	0-1-0	0-0-		AWAY		0-0-1		1-0-0		0-0-0		
2-0-0	1-0-0	0-0-0		NEUTRAL		0-0-0		0-0-0		1-0-0		
10-2-1	0-0-0	5-1-0		CONFERENCE		3-1-0		1-0-1		1-0-0		
4-1-0	0-0-0	2-0-0		HOME		0-1-0		1-0-0		1-0-0		
3-1-1	0-0-0	1-1-0		AWAY		2-0-0		0-0-1		0-0-0		
3-0-0	0-0-0	2-0-0		NEUTRAL		1-0-0		0-0-0		0-0-0		
RPI S	Opponent	Score		RPI S	Opponent	Score		RPI S	Opponent	Score		
3 A	Penn St.	1	4	29 H	Colorado	2	1	65 H	Iowa St.	0	1	
24 N	Stanford	1	0	29 N	Colorado	2	1	67 A	Michigan	1	1	
				34 A	Texas	1	2	68 A	Kansas	3	2	
				35 H	Southern Methodist	4	2	81 A	Missouri	3	2	
				39 A	Michigan St.	0	1	81 N	Missouri	3	1	
				40 H	Nebraska	4	0					
				40 N	Nebraska	4	2					
				50 A	Oklahoma	6	2					

Non-Div. I Games:

Texas A&M

Average RPI Win:		125	WON-LOST RECORD		WINNING PCT. RANK		LAST 10 GAMES		STRENGTH OF SCHEDULE		OPP. STRENGTH OF SCHEDULE		TEAM RPI		ADJ RPI		CONF. RPI		ADJ CONF. RPI				
DIV. I ONLY		19-4-1		.8125		10		8-2-0		34		54		14		.63542		15		9		10	
DIV. I NON-CONF.		9-1-1		.86364		13		2-1-0		32		66		12		.6616		12		8		8	
TOTALS		RPI 1-25		RPI 26-50		W-L RECORDS		RPI 51-100		RPI 101-150		RPI 150+											
19-4-1		1-3-0		2-1-0		OVERALL		6-0-1		2-0-0		8-0-0											
11-1-0		1-1-0		2-0-0		HOME		3-0-0		2-0-0		3-0-0											
5-3-1		0-2-0		0-1-0		AWAY		1-0-1		0-0-0		4-0-0											
3-0-0		0-0-0		0-0-0		NEUTRAL		2-0-0		0-0-0		1-0-0											
9-1-1		0-1-0		2-0-0		NON-CONFERENCE		4-0-1		0-0-0		3-0-0											
4-0-0		0-0-0		2-0-0		HOME		2-0-0		0-0-0		0-0-0											
2-1-1		0-1-0		0-0-		AWAY		0-0-1		0-0-0		2-0-0											
3-0-0		0-0-0		0-0-0		NEUTRAL		2-0-0		0-0-0		1-0-0											
10-3-0		1-2-0		0-1-0		CONFERENCE		2-0-0		2-0-0		5-0-0											
7-1-0		1-1-0		0-0-0		HOME		1-0-0		2-0-0		3-0-0											
3-2-0		0-1-0		0-1-0		AWAY		1-0-0		0-0-0		2-0-0											
0-0-0		0-0-0		0-0-0		NEUTRAL		0-0-0		0-0-0		0-0-0											
RPI	S	Opponent		Score		RPI	S	Opponent		Score		RPI	S	Opponent		Score							
2	A	UCLA		0	4	30	A	West Virginia		0	2	59	A	Wis.-Milwaukee		0	0	128	H	DePaul		1	0
5	H	Notre Dame		4	1	36	H	Illinois		1	0	59	H	Wis.-Milwaukee		1	0	140	H	South Fla.		4	1
5	H	Notre Dame		0	3	37	H	Wisconsin		1	0	82	H	Drake		2	1	163	A	Loyola (Ill.)		2	0
17	A	Connecticut		1	2							84	A	Louisville		2	1	177	A	Cincinnati		4	3
												84	H	Louisville		2	1	186	A	Wis.-Green Bay		1	0
												97	N	Northwestern		2	1	187	H	St. John's (N.Y.)		3	0
												100	N	Miami (Fla.)		1	0	188	H	Syracuse		2	1
																		194	N	Xavier		2	1
																		197	A	Pittsburgh		2	0
																		225	H	Providence		2	0
LAST 10 GAMES																							
2	A	UCLA		0	4	187	H	St. John's (N.Y.)		3	0												
59	H	Wis.-Milwaukee		1	0	188	H	Syracuse		2	1												
37	H	Wisconsin		1	0	84	A	Louisville		2	1												
5	H	Notre Dame		0	3	177	A	Cincinnati		4	3												
84	H	Louisville		2	1	197	A	Pittsburgh		2	0												

Non-Div. I Games:

Marquette

Average RPI Win:	75	WON-LOST RECORD	WINNING PCT. RANK	LAST 10 GAMES	STRENGTH OF SCHEDULE	OPP. STRENGTH OF SCHEDULE	TEAM RPI	ADJ RPI	CONF. RPI	ADJ CONF. RPI		
DIV. I ONLY		13-6-2	.66667	53	7-2-1	13	9	15	.63397	16	2	2
DIV. I NON-CONF.		7-4-1	.625	77	1-1-0	16	12	18	.62717	18	2	2
<hr/>												
TOTALS	RPI 1-25	RPI 26-50		W-L RECORDS		RPI 51-100		RPI 101-150		RPI 150+		
13-6-2	2-5-0	3-1-0		OVERALL		4-0-2		3-0-0		1-0-0		
7-1-0	1-1-0	1-0-0		HOME		3-0-0		1-0-0		1-0-0		
3-4-1	1-3-0	0-1-0		AWAY		1-0-1		1-0-0		0-0-0		
3-1-1	0-1-0	2-0-0		NEUTRAL		0-0-1		1-0-0		0-0-0		
7-4-1	0-3-0	3-1-0		NON-CONFERENCE		1-0-1		3-0-0		0-0-0		
3-1-0	0-1-0	1-0-0		HOME		1-0-0		1-0-0		0-0-0		
1-2-0	0-1-0	0-0-		AWAY		0-0-0		1-0-0		0-0-0		
3-1-1	0-1-0	2-0-0		NEUTRAL		0-0-1		1-0-0		0-0-0		
6-2-1	2-2-0	0-0-0		CONFERENCE		3-0-1		0-0-0		1-0-0		
4-0-0	1-0-0	0-0-0		HOME		2-0-0		0-0-0		1-0-0		
2-2-1	1-2-0	0-0-0		AWAY		1-0-1		0-0-0		0-0-0		
0-0-0	0-0-0	0-0-0		NEUTRAL		0-0-0		0-0-0		0-0-0		
RPI S	Opponent	Score	RPI S	Opponent	Score	RPI S	Opponent	Score	RPI S	Opponent	Score	
2 A	UCLA	2 3	29 N	Colorado	2 0	52 A	Oregon St.	0 0	104 H	Indiana	6 0	
3 N	Penn St.	1 3	35 A	Southern Methodist	1 2	55 H	Washington St.	2 0	118 N	Oakland	3 0	
6 H	Florida St.	0 4	45 H	Long Beach St.	2 0	56 H	Arizona St.	1 0	146 A	UC Irvine	4 0	
9 A	California	1 2	47 N	Gonzaga	1 0	66 N	Georgia	1 1	168 H	Washington	2 1	
12 A	Cal St. Fullerton	1 3				72 H	Loyola Marymount	3 0				
20 H	Arizona	1 0				95 A	Oregon	2 1				
24 A	Stanford	1 0										
<hr/>												
LAST 10 GAMES												
47 N	Gonzaga	1 0	24 A	Stanford	1 0							
12 A	Cal St. Fullerton	1 3	168 H	Washington	2 1							
20 H	Arizona	1 0	55 H	Washington St.	2 0							
56 H	Arizona St.	1 0	95 A	Oregon	2 1							
9 A	California	1 2	52 A	Oregon St.	0 0							

Non-Div. I Games:

Southern California

C
o
n
n
e
c
t
i
c
u
t

Connecticut

Average RPI Win:		100	WON-LOST RECORD		WINNING PCT. RANK		LAST 10 GAMES		STRENGTH OF SCHEDULE		OPP. STRENGTH OF SCHEDULE		TEAM RPI		ADJ RPI		CONF. RPI		ADJ CONF. RPI				
Average RPI Loss:		94																					
DIV. I ONLY			15-2-4		.80952		12		5-2-3		60		69		18		.62723		18				
DIV. I NON-CONF.			11-0-2		.92308		4		1-0-1		46		59		10		.66925		10				
TOTALS		RPI 1-25		RPI 26-50		W-L RECORDS		RPI 51-100		RPI 101-150		RPI 150+											
15-2-4		2-0-0		3-0-0		OVERALL		3-1-3		5-1-0		2-0-1											
8-1-2		1-0-0		1-0-0		HOME		1-0-1		3-1-0		2-0-1											
5-0-1		1-0-0		2-0-0		AWAY		1-0-1		1-0-0		0-0-0											
2-1-1		0-0-0		0-0-0		NEUTRAL		1-1-1		1-0-0		0-0-0											
11-0-2		2-0-0		2-0-0		NON-CONFERENCE		3-0-1		3-0-0		1-0-1											
5-0-1		1-0-0		1-0-0		HOME		1-0-0		1-0-0		1-0-1											
4-0-0		1-0-0		1-0-		AWAY		1-0-0		1-0-0		0-0-0											
2-0-1		0-0-0		0-0-0		NEUTRAL		1-0-1		1-0-0		0-0-0											
4-2-2		0-0-0		1-0-0		CONFERENCE		0-1-2		2-1-0		1-0-0											
3-1-1		0-0-0		0-0-0		HOME		0-0-1		2-1-0		1-0-0											
1-0-1		0-0-0		1-0-0		AWAY		0-0-1		0-0-0		0-0-0											
0-1-0		0-0-0		0-0-0		NEUTRAL		0-1-0		0-0-0		0-0-0											
RPI	S	Opponent		Score		RPI	S	Opponent		Score		RPI	S	Opponent		Score		RPI	S	Opponent		Score	
9	H	California		1	0	34	H	Texas		1	0	56	A	Arizona St.		3	1	111	H	Denver		2	0
20	A	Arizona		2	1	37	A	Wisconsin		2	1	61	H	Utah		1	1	119	H	New Mexico		0	1
						49	A	UNLV		1	0	69	A	San Diego St.		1	1	124	H	Wyoming		2	0
												69	N	San Diego St.		0	2	141	N	George Mason		4	0
												78	N	Colgate		2	0	143	H	TCU		4	0
												86	H	Weber St.		5	1	149	A	Hawaii		1	0
												86	N	Weber St.		1	1	210	H	Utah St.		5	0
																		235	H	Eastern Wash.		0	0
																		256	H	Air Force		6	0
LAST 10 GAMES																							
						86	N	Weber St.		1	1	124	H	Wyoming		2	0						
						69	N	San Diego St.		0	2	256	H	Air Force		6	0						
						61	H	Utah		1	1	143	H	TCU		4	0						
						69	A	San Diego St.		1	1	119	H	New Mexico		0	1						
						49	A	UNLV		1	0	20	A	Arizona		2	1						

Non-Div. I Games:

Brigham Young

Average RPI Win:	86	WON-LOST RECORD	WINNING PCT. RANK	LAST 10 GAMES	STRENGTH OF SCHEDULE	OPP. STRENGTH OF SCHEDULE	TEAM RPI	ADJ RPI	CONF. RPI	ADJ CONF. RPI		
DIV. I ONLY		13-6-2	.66667	53	4-5-1	28	11	22	.61725	19	1	1
DIV. I NON-CONF.		8-1-1	.85	16	2-1-0	50	48	15	.64847	15	1	1
<hr/>												
TOTALS	RPI 1-25	RPI 26-50		W-L RECORDS		RPI 51-100		RPI 101-150		RPI 150+		
13-6-2	2-4-0	4-1-0		OVERALL		3-1-0		1-0-1		3-0-1		
7-2-1	2-1-0	2-1-0		HOME		1-0-0		0-0-1		2-0-0		
4-3-1	0-2-0	0-0-0		AWAY		2-1-0		1-0-0		1-0-1		
2-1-0	0-1-0	2-0-0		NEUTRAL		0-0-0		0-0-0		0-0-0		
<hr/>												
8-1-1	0-1-0	4-0-0		NON-CONFERENCE		1-0-0		0-0-0		3-0-1		
5-0-0	0-0-0	2-0-0		HOME		1-0-0		0-0-0		2-0-0		
1-1-1	0-1-0	0-0-		AWAY		0-0-0		0-0-0		1-0-1		
2-0-0	0-0-0	2-0-0		NEUTRAL		0-0-0		0-0-0		0-0-0		
<hr/>												
5-5-1	2-3-0	0-1-0		CONFERENCE		2-1-0		1-0-1		0-0-0		
2-2-1	2-1-0	0-1-0		HOME		0-0-0		0-0-1		0-0-0		
3-2-0	0-1-0	0-0-0		AWAY		2-1-0		1-0-0		0-0-0		
0-1-0	0-1-0	0-0-0		NEUTRAL		0-0-0		0-0-0		0-0-0		
<hr/>												
RPI	S	Opponent	Score	RPI	S	Opponent	Score	RPI	S	Opponent	Score	
1	H	North Carolina	1 4	27	N	Dartmouth	2 1	54	A	Clemson	2 1	
6	A	Florida St.	0 3	32	H	Central Conn. St.	2 0	57	A	Maryland	1 2	
7	A	Santa Clara	1 2	43	H	Boston U.	2 0	64	H	Harvard	2 0	
8	H	Virginia	1 0	43	N	Boston U.	1 0	100	A	Miami (Fla.)	2 0	
10	H	Duke	1 0	44	H	Wake Forest	1 2					
10	N	Duke	0 2									
<hr/>												
LAST 10 GAMES												
7	A	Santa Clara	1 2	120	H	Virginia Tech	0 0					
43	N	Boston U.	1 0	8	H	Virginia	1 0					
27	N	Dartmouth	2 1	107	A	North Carolina St.	1 0					
10	N	Duke	0 2	1	H	North Carolina	1 4					
57	A	Maryland	1 2	6	A	Florida St.	0 3					

Non-Div. I Games:

Boston College

Average RPI Win: 80		WON-LOST	WINNING	LAST 10	STRENGTH OF		OPP. STRENGTH	TEAM	ADJ	CONF.	ADJ CONF.
Average RPI Loss: 21		RECORD	PCT. RANK	GAMES	SCHEDULE		OF SCHEDULE	RPI	RPI	RPI	RPI
DIV. I ONLY		11-8-3	.56818	109	2		22	20	.61632	20	2
DIV. I NON-CONF.		7-4-2	.61538	85	3		55	17	.6432	17	2
TOTALS		RPI 1-25	RPI 26-50		W-L RECORDS		RPI 51-100		RPI 101-150		RPI 150+
11-8-3		1-6-1	0-0-1		OVERALL		8-2-0		1-0-1		1-0-0
6-2-2		1-1-1	0-0-0		HOME		5-1-0		0-0-1		0-0-0
3-6-1		0-5-0	0-0-1		AWAY		2-1-0		0-0-0		1-0-0
2-0-0		0-0-0	0-0-0		NEUTRAL		1-0-0		1-0-0		0-0-0
7-4-2		0-4-0	0-0-1		NON-CONFERENCE		6-0-0		1-0-1		0-0-0
3-1-1		0-1-0	0-0-0		HOME		3-0-0		0-0-1		0-0-0
2-3-1		0-3-0	0-1-		AWAY		2-0-0		0-0-0		0-0-0
2-0-0		0-0-0	0-0-0		NEUTRAL		1-0-0		1-0-0		0-0-0
4-4-1		1-2-1	0-0-0		CONFERENCE		2-2-0		0-0-0		1-0-0
3-1-1		1-0-1	0-0-0		HOME		2-1-0		0-0-0		0-0-0
1-3-0		0-2-0	0-0-0		AWAY		0-1-0		0-0-0		1-0-0
0-0-0		0-0-0	0-0-0		NEUTRAL		0-0-0		0-0-0		0-0-0
RPI S	Opponent	Score	RPI S	Opponent	Score	RPI S	Opponent	Score	RPI S	Opponent	Score
2 A	UCLA	1 2	46 A	Cal Poly	0 0	52 H	Oregon St.	3 0	119 H	New Mexico	1 1
4 A	Portland	0 3				55 A	Washington St.	1 2	121 N	Penn	4 0
4 A	Portland	0 4				56 H	Arizona St.	1 2	168 A	Washington	1 0
9 H	California	0 0				60 A	Princeton	2 1			
11 A	Pepperdine	1 3				61 A	Utah	1 0			
16 A	Southern California	0 1				61 H	Utah	1 0			
18 H	Brigham Young	1 2				76 H	UC Santa Barb.	4 3			
24 H	Stanford	2 1				81 H	Missouri	2 0			
						86 N	Weber St.	1 0			
						95 H	Oregon	4 2			
LAST 10 GAMES											
4 A	Portland	0 4	56 H	Arizona St.	1 2						
86 N	Weber St.	1 0	24 H	Stanford	2 1						
61 A	Utah	1 0	9 H	California	0 0						
16 A	Southern California	0 1	55 A	Washington St.	1 2						
2 A	UCLA	1 2	168 A	Washington	1 0						

Non-Div. I Games:

Arizona

Average RPI Win:	135	WON-LOST RECORD	WINNING PCT. RANK	LAST 10 GAMES	STRENGTH OF SCHEDULE	OPP. STRENGTH OF SCHEDULE	TEAM RPI	ADJ RPI	CONF. RPI	ADJ CONF. RPI				
DIV. I ONLY		16-3-3	.79545	16	5-2-3	64	82	19	.61432	21	8	8		
DIV. I NON-CONF.		7-1-1	.83333	19	0-0-1	78	118	25	.61359	26	7	7		
<hr/>														
TOTALS	RPI 1-25	RPI 26-50		W-L RECORDS		RPI 51-100		RPI 101-150		RPI 150+				
16-3-3	1-1-1	0-1-1		OVERALL		5-1-1		3-0-0		7-0-0				
9-1-1	1-0-0	0-0-0		HOME		2-1-1		1-0-0		5-0-0				
6-2-1	0-1-0	0-1-1		AWAY		2-0-0		2-0-0		2-0-0				
1-0-1	0-0-1	0-0-0		NEUTRAL		1-0-0		0-0-0		0-0-0				
<hr/>														
7-1-1	0-0-0	0-1-0		NON-CONFERENCE		3-0-1		2-0-0		2-0-0				
4-0-1	0-0-0	0-0-0		HOME		2-0-1		0-0-0		2-0-0				
3-1-0	0-0-0	0-0-		AWAY		1-0-0		2-0-0		0-0-0				
0-0-0	0-0-0	0-0-0		NEUTRAL		0-0-0		0-0-0		0-0-0				
<hr/>														
9-2-2	1-1-1	0-0-1		CONFERENCE		2-1-0		1-0-0		5-0-0				
5-1-0	1-0-0	0-0-0		HOME		0-1-0		1-0-0		3-0-0				
3-1-1	0-1-0	0-0-1		AWAY		1-0-0		0-0-0		2-0-0				
1-0-1	0-0-1	0-0-0		NEUTRAL		1-0-0		0-0-0		0-0-0				
<hr/>														
RPI	S	Opponent	Score		RPI	S	Opponent	Score		RPI	S	Opponent	Score	
22	A	Florida	0	3	26	A	Mississippi	0	0	55	H	Washington St.	1	0
23	H	Tennessee	2	1	29	A	Colorado	1	2	66	H	Georgia	1	2
23	N	Tennessee	0	0						66	N	Georgia	2	0
										87	A	Middle Tenn.	2	0
										92	H	Samford	2	1
										92	H	Samford	1	1
										99	A	Auburn	1	0

Non-Div. I Games:

Vanderbilt

Average RPI Win:	97	WON-LOST RECORD	WINNING PCT. RANK	LAST 10 GAMES	STRENGTH OF SCHEDULE	OPP. STRENGTH OF SCHEDULE	TEAM RPI	ADJ RPI	CONF. RPI	ADJ CONF. RPI
DIV. I ONLY		13-6-1	.675 48	7-3-0	21	40	21	.61419 22	8	8
DIV. I NON-CONF.		5-3-0	.625 77	0-1-0	1	8	11	.66177 11	7	7
<hr/>										
TOTALS	RPI 1-25	RPI 26-50		W-L RECORDS	RPI 51-100		RPI 101-150		RPI 150+	
13-6-1	2-3-0	1-2-0		OVERALL	5-1-0		1-0-0		4-0-1	
8-2-1	1-1-0	1-1-0		HOME	3-0-0		1-0-0		2-0-1	
4-3-0	0-2-0	0-1-0		AWAY	2-0-0		0-0-0		2-0-0	
1-1-0	1-0-0	0-0-0		NEUTRAL	0-1-0		0-0-0		0-0-0	
<hr/>										
5-3-0	1-2-0	1-1-0		NON-CONFERENCE	3-0-0		0-0-0		0-0-0	
3-2-0	0-1-0	1-1-0		HOME	2-0-0		0-0-0		0-0-0	
1-1-0	0-1-0	0-0-		AWAY	1-0-0		0-0-0		0-0-0	
1-0-0	1-0-0	0-0-0		NEUTRAL	0-0-0		0-0-0		0-0-0	
<hr/>										
8-3-1	1-1-0	0-1-0		CONFERENCE	2-1-0		1-0-0		4-0-1	
5-0-1	1-0-0	0-0-0		HOME	1-0-0		1-0-0		2-0-1	
3-2-0	0-1-0	0-1-0		AWAY	1-0-0		0-0-0		2-0-0	
0-1-0	0-0-0	0-0-0		NEUTRAL	0-1-0		0-0-0		0-0-0	
<hr/>										
RPI S	Opponent	Score		RPI S	Opponent	Score		RPI S	Opponent	Score
5 A	Notre Dame	1	4	26 A	Mississippi	0	1	59 H	Wis.-Milwaukee	2 0
6 H	Florida St.	2	4	36 H	Illinois	0	1	66 A	Georgia	2 0
17 N	Connecticut	5	0	48 H	Loyola (Md.)	2	0	73 A	UCF	2 0
21 H	Vanderbilt	3	0					82 H	Drake	3 1
23 A	Tennessee	1	2					99 H	Auburn	2 1
								99 N	Auburn	1 2
								135 H	Kentucky	4 2
								156 A	Mississippi St.	4 0
								157 H	South Carolina	3 0
								161 H	LSU	2 1
								175 H	Alabama	2 2
								183 A	Arkansas	1 0
<hr/>										
LAST 10 GAMES										
				36 H	Illinois	0	1	26 A	Mississippi	0 1
				99 N	Auburn	1	2	156 A	Mississippi St.	4 0
				157 H	South Carolina	3	0	21 H	Vanderbilt	3 0
				183 A	Arkansas	1	0	135 H	Kentucky	4 2
				161 H	LSU	2	1	66 A	Georgia	2 0

Non-Div. I Games:

Florida

Average RPI Win:	111	WON-LOST RECORD		WINNING PCT. RANK		LAST 10 GAMES		STRENGTH OF SCHEDULE		OPP. STRENGTH OF SCHEDULE		TEAM RPI		ADJ RPI		CONF. RPI		ADJ CONF. RPI				
DIV. I ONLY		15-6-2		.69565	39	7-2-1		42		20		24		.6125	23	8		8				
DIV. I NON-CONF.		3-5-1		.38889	205	1-1-0		39		1		76		.55308	72	7		7				
<hr/>																						
TOTALS		RPI 1-25		RPI 26-50		W-L RECORDS		RPI 51-100		RPI 101-150		RPI 150+										
15-6-2		2-4-1		2-1-0		OVERALL		3-1-1		1-0-0		7-0-0										
6-2-0		1-1-0		1-0-0		HOME		1-1-0		0-0-0		3-0-0										
6-3-0		1-2-0		0-1-0		AWAY		1-0-0		1-0-0		3-0-0										
3-1-2		0-1-1		1-0-0		NEUTRAL		1-0-1		0-0-0		1-0-0										
3-5-1		1-3-0		1-1-0		NON-CONFERENCE		0-1-1		0-0-0		1-0-0										
1-2-0		0-1-0		0-0-0		HOME		0-1-0		0-0-0		1-0-0										
1-2-0		1-1-0		0-0-		AWAY		0-0-0		0-0-0		0-0-0										
1-1-1		0-1-0		1-0-0		NEUTRAL		0-0-1		0-0-0		0-0-0										
12-1-1		1-1-1		1-0-0		CONFERENCE		3-0-0		1-0-0		6-0-0										
5-0-0		1-0-0		1-0-0		HOME		1-0-0		0-0-0		2-0-0										
5-1-0		0-1-0		0-0-0		AWAY		1-0-0		1-0-0		3-0-0										
2-0-1		0-0-1		0-0-0		NEUTRAL		1-0-0		0-0-0		1-0-0										
RPI	S	Opponent		Score		RPI	S	Opponent		Score		RPI	S	Opponent		Score						
1	N	North Carolina		1	7	26	H	Mississippi		1	0	55	H	Washington St.		2	3	135	A	Kentucky	2	1
8	A	Virginia		1	0	30	A	West Virginia		0	1	62	N	William & Mary		1	1	156	H	Mississippi St.	3	0
8	A	Virginia		0	3	44	N	Wake Forest		5	2	66	A	Georgia		1	0	157	H	South Carolina	2	1
21	A	Vanderbilt		1	2							99	H	Auburn		1	0	161	A	LSU	2	0
21	N	Vanderbilt		0	0							99	N	Auburn		1	0	161	N	LSU	2	0
22	H	Florida		2	1													168	H	Washington	1	0
24	H	Stanford		0	1													175	A	Alabama	2	1
																		183	A	Arkansas	2	1
<hr/>																						
LAST 10 GAMES																						
8	A	Virginia		0	3	66	A	Georgia		1	0											
44	N	Wake Forest		5	2	175	A	Alabama		2	1											
99	N	Auburn		1	0	99	H	Auburn		1	0											
21	N	Vanderbilt		0	0	135	A	Kentucky		2	1											
161	N	LSU		2	0	21	A	Vanderbilt		1	2											

Non-Div. I Games:

Tennessee

Stanford

Average RPI Win: 111		WON-LOST RECORD		WINNING PCT. RANK		LAST 10 GAMES		STRENGTH OF SCHEDULE		OPP. STRENGTH OF SCHEDULE		TEAM RPI		ADJ RPI		CONF. RPI		ADJ CONF. RPI	
DIV. I ONLY		10-7-3		.575 105		4-4-2		9		14		26		.60912 24		2		2	
DIV. I NON-CONF.		6-4-1		.59091 100		0-1-0		11		30		22		.62294 20		2		2	
TOTALS		RPI 1-25		RPI 26-50		W-L RECORDS		RPI 51-100		RPI 101-150		RPI 150+							
10-7-3		2-7-1		0-0-1		OVERALL		3-0-1		0-0-0		5-0-0							
5-2-1		1-2-1		0-0-0		HOME		1-0-0		0-0-0		3-0-0							
5-2-1		1-2-0		0-0-0		AWAY		2-0-1		0-0-0		2-0-0							
0-3-1		0-3-0		0-0-1		NEUTRAL		0-0-0		0-0-0		0-0-0							
6-4-1		2-4-0		0-0-1		NON-CONFERENCE		0-0-0		0-0-0		4-0-0							
3-0-0		1-0-0		0-0-0		HOME		0-0-0		0-0-0		2-0-0							
3-1-0		1-1-0		0-0-		AWAY		0-0-0		0-0-0		2-0-0							
0-3-1		0-3-0		0-0-1		NEUTRAL		0-0-0		0-0-0		0-0-0							
4-3-2		0-3-1		0-0-0		CONFERENCE		3-0-1		0-0-0		1-0-0							
2-2-1		0-2-1		0-0-0		HOME		1-0-0		0-0-0		1-0-0							
2-1-1		0-1-0		0-0-0		AWAY		2-0-1		0-0-0		0-0-0							
0-0-0		0-0-0		0-0-0		NEUTRAL		0-0-0		0-0-0		0-0-0							
RPI S	Opponent	Score		RPI S	Opponent	Score		RPI S	Opponent	Score		RPI S	Opponent	Score					
1 N	North Carolina	0	4	36 N	Illinois	1	1	52 A	Oregon St.	1	0	166 A	Navy	2	1				
2 H	UCLA	0	0					55 H	Washington St.	1	0	168 H	Washington	1	0				
4 A	Portland	0	3					56 A	Arizona St.	0	0	173 A	San Francisco	2	0				
7 H	Santa Clara	1	0					95 A	Oregon	2	0	174 H	Colorado Col.	2	0				
9 H	California	0	2									196 H	San Jose St.	5	0				
14 N	Texas A&M	0	1																
16 H	Southern California	0	1																
20 A	Arizona	1	2																
23 A	Tennessee	1	0																
25 N	St. Louis	0	2																
LAST 10 GAMES																			
25 N	St. Louis	0	2	20 A	Arizona	1	2												
95 A	Oregon	2	0	56 A	Arizona St.	0	0												
52 A	Oregon St.	1	0	9 H	California	0	2												
2 H	UCLA	0	0	168 H	Washington	1	0												
16 H	Southern California	0	1	55 H	Washington St.	1	0												

Non-Div. I Games:

Stanford

Average RPI Win: 143		WON-LOST RECORD		WINNING PCT. RANK		LAST 10 GAMES		STRENGTH OF SCHEDULE		OPP. STRENGTH OF SCHEDULE		TEAM RPI		ADJ RPI		CONF. RPI		ADJ CONF. RPI	
DIV. I ONLY		16-5-0		.7619 23		8-2-0		53		83		23		.60906 25		15		14	
DIV. I NON-CONF.		6-5-0		.54545 134		1-2-0		25		25		36		.59726 36		14		14	
TOTALS		RPI 1-25		RPI 26-50		W-L RECORDS		RPI 51-100		RPI 101-150		RPI 150+							
16-5-0		1-3-0		1-1-0		OVERALL		2-1-0		5-0-0		7-0-0							
7-2-0		0-1-0		0-1-0		HOME		0-0-0		4-0-0		3-0-0							
7-3-0		0-2-0		1-0-0		AWAY		1-1-0		1-0-0		4-0-0							
2-0-0		1-0-0		0-0-0		NEUTRAL		1-0-0		0-0-0		0-0-0							
6-5-0		1-3-0		1-1-0		NON-CONFERENCE		1-1-0		1-0-0		2-0-0							
2-2-0		0-1-0		0-1-0		HOME		0-0-0		1-0-0		1-0-0							
3-3-0		0-2-0		1-0-		AWAY		1-1-0		0-0-0		1-0-0							
1-0-0		1-0-0		0-0-0		NEUTRAL		0-0-0		0-0-0		0-0-0							
10-0-0		0-0-0		0-0-0		CONFERENCE		1-0-0		4-0-0		5-0-0							
5-0-0		0-0-0		0-0-0		HOME		0-0-0		3-0-0		2-0-0							
4-0-0		0-0-0		0-0-0		AWAY		0-0-0		1-0-0		3-0-0							
1-0-0		0-0-0		0-0-0		NEUTRAL		1-0-0		0-0-0		0-0-0							
RPI S	Opponent		Score		RPI S	Opponent		Score		RPI S	Opponent		Score		RPI S	Opponent		Score	
7 A	Santa Clara		1	2	26 A	Mississippi		2	1	63 A	Rice		3	1	105 H	Duquesne		5	0
7 A	Santa Clara		0	4	50 H	Oklahoma		1	2	90 A	Missouri St.		0	1	108 H	Richmond		3	1
10 H	Duke		1	2						96 N	Rhode Island		1	0	110 H	Illinois St.		2	1
24 N	Stanford		2	0											126 A	Dayton		1	0
															129 H	Charlotte		2	1
															153 A	Southeast Mo. St.		1	0
															170 A	St. Joseph's		2	1
															172 A	Massachusetts		1	0
															241 H	George Washington		2	0
															243 H	La Salle		5	0
															256 H	Air Force		3	0
															269 A	Temple		4	1
LAST 10 GAMES																			
7 A	Santa Clara		0	4	241 H	George Washington		2	0										
24 N	Stanford		2	0	90 A	Missouri St.		0	1										
96 N	Rhode Island		1	0	172 A	Massachusetts		1	0										
126 A	Dayton		1	0	269 A	Temple		4	1										
243 H	La Salle		5	0	170 A	St. Joseph's		2	1										

Non-Div. I Games:

St. Louis

Average RPI Win:	123	WON-LOST	WINNING	LAST 10	STRENGTH OF	OPP. STRENGTH	TEAM	ADJ	CONF.	ADJ CONF.		
Average RPI Loss:	40	RECORD	PCT. RANK	GAMES	SCHEDULE	OF SCHEDULE	RPI	RPI	RPI	RPI		
DIV. I ONLY		14-5-2	.71429	34	6-2-2	36	68	25	.60567	26	8	8
DIV. I NON-CONF.		6-3-0	.66667	62	0-1-0	23	51	20	.62143	22	7	7
<hr/>												
TOTALS	RPI 1-25	RPI 26-50		W-L RECORDS		RPI 51-100		RPI 101-150		RPI 150+		
14-5-2	1-4-1	0-0-0		OVERALL		5-0-0		2-1-0		6-0-1		
7-2-2	1-2-1	0-0-0		HOME		2-0-0		1-0-0		3-0-1		
6-1-0	0-1-0	0-0-0		AWAY		3-0-0		1-0-0		2-0-0		
1-2-0	0-1-0	0-0-0		NEUTRAL		0-0-0		0-1-0		1-0-0		
6-3-0	0-3-0	0-0-0		NON-CONFERENCE		3-0-0		1-0-0		2-0-0		
3-2-0	0-2-0	0-0-0		HOME		1-0-0		1-0-0		1-0-0		
2-0-0	0-0-0	0-0-		AWAY		2-0-0		0-0-0		0-0-0		
1-1-0	0-1-0	0-0-0		NEUTRAL		0-0-0		0-0-0		1-0-0		
8-2-2	1-1-1	0-0-0		CONFERENCE		2-0-0		1-1-0		4-0-1		
4-0-2	1-0-1	0-0-0		HOME		1-0-0		0-0-0		2-0-1		
4-1-0	0-1-0	0-0-0		AWAY		1-0-0		1-0-0		2-0-0		
0-1-0	0-0-0	0-0-0		NEUTRAL		0-0-0		0-1-0		0-0-0		
RPI	S	Opponent	Score	RPI	S	Opponent	Score	RPI	S	Opponent	Score	
6	H	Florida St.	0 1					65	H	Iowa St.	2 0	
11	N	Pepperdine	0 1					66	A	Georgia	1 0	
21	H	Vanderbilt	0 0					73	A	UCF	2 0	
22	H	Florida	1 0					74	A	Memphis	3 2	
23	A	Tennessee	0 1					99	H	Auburn	1 0	
25	H	St. Louis	1 2									

Non-Div. I Games:

Mississippi

Average RPI Win:		120	WON-LOST RECORD		WINNING PCT. RANK		LAST 10 GAMES		STRENGTH OF SCHEDULE		OPP. STRENGTH OF SCHEDULE		TEAM RPI		ADJ RPI		CONF. RPI		ADJ CONF. RPI	
DIV. I ONLY			12-5-1		.69444 41		6-3-1		33		67		27		.60342 27		7		7	
DIV. I NON-CONF.			7-3-1		.68182 58		2-1-1		56		49		33		.60172 32		9		9	
TOTALS		RPI 1-25		RPI 26-50		W-L RECORDS		RPI 51-100		RPI 101-150		RPI 150+								
12-5-1		0-3-0		1-0-1		OVERALL		3-2-0		3-0-0		5-0-0								
6-1-0		0-0-0		0-0-0		HOME		1-1-0		2-0-0		3-0-0								
5-2-1		0-1-0		0-0-1		AWAY		2-1-0		1-0-0		2-0-0								
1-2-0		0-2-0		1-0-0		NEUTRAL		0-0-0		0-0-0		0-0-0								
7-3-1		0-2-0		1-0-1		NON-CONFERENCE		2-1-0		1-0-0		3-0-0								
4-0-0		0-0-0		0-0-0		HOME		1-0-0		1-0-0		2-0-0								
2-1-1		0-0-0		0-1-		AWAY		1-1-0		0-0-0		1-0-0								
1-2-0		0-2-0		1-0-0		NEUTRAL		0-0-0		0-0-0		0-0-0								
5-2-0		0-1-0		0-0-0		CONFERENCE		1-1-0		2-0-0		2-0-0								
2-1-0		0-0-0		0-0-0		HOME		0-1-0		1-0-0		1-0-0								
3-1-0		0-1-0		0-0-0		AWAY		1-0-0		1-0-0		1-0-0								
0-0-0		0-0-0		0-0-0		NEUTRAL		0-0-0		0-0-0		0-0-0								
RPI	S	Opponent		Score		RPI	S	Opponent		Score		RPI	S	Opponent		Score				
9	N	California		0	1	28	N	Va. Commonwealth		3	1	112	H	Minnesota		3	2			
13	A	Yale		1	2	43	A	Boston U.		1	1	60	H	Princeton		0	2			
19	N	Boston College		1	2							62	A	William & Mary		2	1			
												64	A	Harvard		1	0			
												77	A	St. Mary's (Cal.)		0	2			
												121	A	Penn		1	0			
												125	H	Columbia		5	0			
												152	H	New Hampshire		5	0			
												171	A	Brown		1	0			
												172	A	Massachusetts		1	0			
												184	H	Cornell		5	0			
												188	H	Syracuse		3	1			
LAST 10 GAMES																				
		19 N Boston College		1	2			152 H New Hampshire		5	0									
		184 H Cornell		5	0			121 A Penn		1	0									
		13 A Yale		1	2			43 A Boston U.		1	1									
		64 A Harvard		1	0			188 H Syracuse		3	1									
		125 H Columbia		5	0			60 H Princeton		0	2									

Non-Div. I Games:

Dartmouth

Average RPI Win:	117	WON-LOST	WINNING	LAST 10	STRENGTH OF	OPP. STRENGTH	TEAM	ADJ	CONF.	ADJ CONF.	
Average RPI Loss:	34	RECORD	PCT. RANK	GAMES	SCHEDULE	OF SCHEDULE	RPI	RPI	RPI	RPI	
DIV. I ONLY	13-5-5	.67391	52	6-2-2	31	58	28	.60245	28	11	11
DIV. I NON-CONF.	3-4-3	.45	171	1-1-0	35	10	68	.55882	67	11	11
<hr/>											
TOTALS	RPI 1-25	RPI 26-50		W-L RECORDS		RPI 51-100		RPI 101-150		RPI 150+	
13-5-5	0-1-0	0-2-2		OVERALL		5-2-2		4-0-1		4-0-0	
8-1-2	0-0-0	0-1-1		HOME		4-0-1		3-0-0		1-0-0	
4-2-2	0-1-0	0-0-1		AWAY		0-1-0		1-0-1		3-0-0	
1-2-1	0-0-0	0-1-0		NEUTRAL		1-1-1		0-0-0		0-0-0	
<hr/>											
3-4-3	0-1-0	0-1-1		NON-CONFERENCE		2-2-1		1-0-1		0-0-0	
2-0-1	0-0-0	0-0-1		HOME		1-0-0		1-0-0		0-0-0	
0-2-1	0-1-0	0-0-		AWAY		0-1-0		0-0-1		0-0-0	
1-2-1	0-0-0	0-1-0		NEUTRAL		1-1-1		0-0-0		0-0-0	
<hr/>											
10-1-2	0-0-0	0-1-1		CONFERENCE		3-0-1		3-0-0		4-0-0	
6-1-1	0-0-0	0-1-0		HOME		3-0-1		2-0-0		1-0-0	
4-0-1	0-0-0	0-0-1		AWAY		0-0-0		1-0-0		3-0-0	
0-0-0	0-0-0	0-0-0		NEUTRAL		0-0-0		0-0-0		0-0-0	
<hr/>											
RPI S	Opponent	Score	RPI S	Opponent	Score	RPI S	Opponent	Score	RPI S	Opponent	Score
1 A	North Carolina	2 6	27 N	Dartmouth	1 3	51 H	Fla. Atlantic	2 1	103 A	Delaware	1 0
			33 A	Hofstra	0 0	52 A	Oregon St.	0 1	108 H	Richmond	2 0
			33 H	Hofstra	0 1	53 H	James Madison	2 1	120 A	Virginia Tech	1 1
			49 H	UNLV	0 0	53 H	James Madison	3 2	137 H	UNC Wilmington	4 1
						54 N	Clemson	3 1	141 H	George Mason	2 0
						54 N	Clemson	0 0	158 A	Towson	2 1
						55 N	Washington St.	0 1	178 H	Georgia St.	2 1
						62 H	William & Mary	1 1	190 A	Northeastern	3 0
						75 H	Old Dominion	2 1	218 A	Drexel	3 0
<hr/>											
LAST 10 GAMES											
1 A	North Carolina	2 6	190 A	Northeastern	3 0						
54 N	Clemson	3 1	62 H	William & Mary	1 1						
33 H	Hofstra	0 1	75 H	Old Dominion	2 1						
53 H	James Madison	3 2	218 A	Drexel	3 0						
33 A	Hofstra	0 0	103 A	Delaware	1 0						

Non-Div. I Games:

Va. Commonwealth

Average RPI Win:	104	WON-LOST RECORD	WINNING PCT. RANK	LAST 10 GAMES	STRENGTH OF SCHEDULE	OPP. STRENGTH OF SCHEDULE	TEAM RPI	ADJ RPI	CONF. RPI	ADJ CONF. RPI		
DIV. I ONLY		12-8-4	.58333	98	5-3-2	12	30	29	.60219	29	6	6
DIV. I NON-CONF.		4-4-3	.5	141	0-1-1	9	24	32	.60043	33	5	5
<hr/>												
TOTALS	RPI 1-25	RPI 26-50		W-L RECORDS		RPI 51-100		RPI 101-150		RPI 150+		
12-8-4	1-6-0	3-2-1		OVERALL		4-0-0		1-0-3		3-0-0		
7-1-0	1-0-0	0-1-0		HOME		4-0-0		1-0-0		1-0-0		
3-4-2	0-3-0	1-1-0		AWAY		0-0-0		0-0-2		2-0-0		
2-3-2	0-3-0	2-0-1		NEUTRAL		0-0-0		0-0-1		0-0-0		
4-4-3	1-4-0	0-0-1		NON-CONFERENCE		1-0-0		0-0-2		2-0-0		
3-0-0	1-0-0	0-0-0		HOME		1-0-0		0-0-0		1-0-0		
1-2-1	0-2-0	0-0-		AWAY		0-0-0		0-0-1		1-0-0		
0-2-2	0-2-0	0-0-1		NEUTRAL		0-0-0		0-0-1		0-0-0		
8-4-1	0-2-0	3-2-0		CONFERENCE		3-0-0		1-0-1		1-0-0		
4-1-0	0-0-0	0-1-0		HOME		3-0-0		1-0-0		0-0-0		
2-2-1	0-1-0	1-1-0		AWAY		0-0-0		0-0-1		1-0-0		
2-1-0	0-1-0	2-0-0		NEUTRAL		0-0-0		0-0-0		0-0-0		
RPI S	Opponent	Score		RPI S	Opponent	Score		RPI S	Opponent	Score		
1 N	North Carolina	0	3	34 A	Texas	2	0	65 H	Iowa St.	4	0	
2 A	UCLA	0	2	34 N	Texas	3	2	68 H	Kansas	1	0	
2 A	UCLA	0	3	38 N	UC Riverside	0	0	81 H	Missouri	3	2	
14 A	Texas A&M	1	2	40 H	Nebraska	1	2	91 H	Detroit	3	0	
14 N	Texas A&M	1	2	50 A	Oklahoma	1	2					
16 N	Southern California	0	2	50 N	Oklahoma	2	0					
21 H	Vanderbilt	2	1									
<hr/>												
LAST 10 GAMES												
38 N	UC Riverside	0	0	258 A	Texas Tech	5	0					
2 A	UCLA	0	3	130 A	Baylor	0	0					
14 N	Texas A&M	1	2	14 A	Texas A&M	1	2					
34 N	Texas	3	2	68 H	Kansas	1	0					
50 N	Oklahoma	2	0	81 H	Missouri	3	2					

Non-Div. I Games:

Colorado

Average RPI Win:		114	WON-LOST RECORD		WINNING PCT. RANK		LAST 10 GAMES		STRENGTH OF SCHEDULE		OPP. STRENGTH OF SCHEDULE		TEAM RPI		ADJ RPI		CONF. RPI		ADJ CONF. RPI		
DIV. I ONLY			12-6-3		.64286	67	7-3-0		30		41		31		.59696		30	9		10	
DIV. I NON-CONF.			4-3-2		.55556	122	1-1-0		21		4		28		.61121		28	8		8	
TOTALS		RPI 1-25		RPI 26-50		W-L RECORDS		RPI 51-100		RPI 101-150		RPI 150+									
12-6-3		2-5-0		1-0-0		OVERALL		2-0-1		3-0-1		4-1-1									
7-0-0		2-0-0		0-0-0		HOME		0-0-0		3-0-0		2-0-0									
3-5-3		0-4-0		0-0-0		AWAY		2-0-1		0-0-1		1-1-1									
2-1-0		0-1-0		1-0-0		NEUTRAL		0-0-0		0-0-0		1-0-0									
4-3-2		1-3-0		1-0-0		NON-CONFERENCE		0-0-1		1-0-1		1-0-0									
2-0-0		1-0-0		0-0-0		HOME		0-0-0		1-0-0		0-0-0									
0-3-2		0-3-0		0-0-		AWAY		0-0-1		0-0-1		0-0-0									
2-0-0		0-0-0		1-0-0		NEUTRAL		0-0-0		0-0-0		1-0-0									
8-3-1		1-2-0		0-0-0		CONFERENCE		2-0-0		2-0-0		3-1-1									
5-0-0		1-0-0		0-0-0		HOME		0-0-0		2-0-0		2-0-0									
3-2-1		0-1-0		0-0-0		AWAY		2-0-0		0-0-0		1-1-1									
0-1-0		0-1-0		0-0-0		NEUTRAL		0-0-0		0-0-0		0-0-0									
RPI	S	Opponent		Score		RPI	S	Opponent		Score		RPI	S	Opponent		Score					
3	A	Penn St.		2	5	33	N	Hofstra		3	0	62	A	William & Mary		0	0				
4	A	Portland		0	2							79	A	Villanova		4	2				
8	A	Virginia		0	1							83	A	Georgetown		2	1				
15	H	Marquette		2	0																
17	A	Connecticut		1	2																
17	N	Connecticut		0	1																
23	H	Tennessee		1	0																
LAST 10 GAMES																					
3	A	Penn St.		2	5	17	A	Connecticut		1	2										
33	N	Hofstra		3	0	83	A	Georgetown		2	1										
17	N	Connecticut		0	1	140	H	South Fla.		2	0										
79	A	Villanova		4	2	15	H	Marquette		2	0										
225	A	Providence		3	0	164	H	Seton Hall		3	1										

Non-Div. I Games:

West Virginia

UTEP

Average RPI Win:	167	WON-LOST RECORD	WINNING PCT. RANK	LAST 10 GAMES	STRENGTH OF SCHEDULE	OPP. STRENGTH OF SCHEDULE	TEAM RPI	ADJ RPI	CONF. RPI	ADJ CONF. RPI		
DIV. I ONLY		19-4-1	.8125	10	6-4-0	125	114	33	.59427	31	12	12
DIV. I NON-CONF.		11-1-0	.91667	5	1-1-0	181	109	34	.59808	35	12	12
<hr/>												
TOTALS	RPI 1-25	RPI 26-50		W-L RECORDS		RPI 51-100		RPI 101-150		RPI 150+		
19-4-1	0-1-0	2-1-0		OVERALL		4-2-0		1-0-1		12-0-0		
10-1-0	0-0-0	1-1-0		HOME		1-0-0		1-0-0		7-0-0		
7-2-1	0-0-0	1-0-0		AWAY		1-2-0		0-0-1		5-0-0		
2-1-0	0-1-0	0-0-0		NEUTRAL		2-0-0		0-0-0		0-0-0		
11-1-0	0-1-0	2-0-0		NON-CONFERENCE		0-0-0		1-0-0		8-0-0		
7-0-0	0-0-0	1-0-0		HOME		0-0-0		1-0-0		5-0-0		
4-0-0	0-0-0	1-0-		AWAY		0-0-0		0-0-0		3-0-0		
0-1-0	0-1-0	0-0-0		NEUTRAL		0-0-0		0-0-0		0-0-0		
8-3-1	0-0-0	0-1-0		CONFERENCE		4-2-0		0-0-1		4-0-0		
3-1-0	0-0-0	0-1-0		HOME		1-0-0		0-0-0		2-0-0		
3-2-1	0-0-0	0-0-0		AWAY		1-2-0		0-0-1		2-0-0		
2-0-0	0-0-0	0-0-0		NEUTRAL		2-0-0		0-0-0		0-0-0		
RPI S	Opponent	Score	RPI S	Opponent	Score	RPI S	Opponent	Score	RPI S	Opponent	Score	
9 N	California	1 2	34 A	Texas	3 2	63 A	Rice	1 3	117 A	UAB	3 3	
			35 H	Southern Methodist	1 2	63 A	Rice	0 3	139 H	Eastern Ill.	4 0	
			41 H	North Texas	2 1	73 H	UCF	1 0	156 H	Mississippi St.	3 1	
						73 N	UCF	5 1	189 A	Houston	2 1	
						74 A	Memphis	3 2	192 A	Texas St.	3 1	
						74 N	Memphis	5 4	201 H	Sacramento St.	1 0	
									208 H	La.-Monroe	5 1	
									215 H	Tulsa	3 0	
									236 A	Grambling	2 1	
									247 H	Southern Miss.	2 0	
									249 A	Sam Houston St.	4 0	
									254 A	Tulane	5 0	
									257 H	Utah Valley St.	5 0	
									258 H	Texas Tech	4 2	
LAST 10 GAMES												
9 N	California	1 2	254 A	Tulane	5 0							
34 A	Texas	3 2	63 A	Rice	1 3							
63 A	Rice	0 3	189 A	Houston	2 1							
73 N	UCF	5 1	215 H	Tulsa	3 0							
74 N	Memphis	5 4	35 H	Southern Methodist	1 2							

Non-Div. I Games: West Tex. A&M 3 2

UTEP

Average RPI Win:	190	WON-LOST RECORD	WINNING PCT. RANK	LAST 10 GAMES	STRENGTH OF SCHEDULE	OPP. STRENGTH OF SCHEDULE	TEAM RPI	ADJ RPI	CONF. RPI	ADJ CONF. RPI		
DIV. I ONLY		17-4-0	.80952	12	9-1-0	92	168	30	.59228	32	27	26
DIV. I NON-CONF.		6-4-0	.6	92	0-1-0	51	56	49	.58058	48	27	27
<hr/>												
TOTALS	RPI 1-25	RPI 26-50		W-L RECORDS		RPI 51-100		RPI 101-150		RPI 150+		
17-4-0	0-3-0	1-0-0		OVERALL		2-0-0		2-1-0		12-0-0		
12-1-0	0-1-0	0-0-0		HOME		2-0-0		2-0-0		8-0-0		
5-2-0	0-2-0	1-0-0		AWAY		0-0-0		0-0-0		4-0-0		
0-1-0	0-0-0	0-0-0		NEUTRAL		0-0-0		0-1-0		0-0-0		
6-4-0	0-3-0	1-0-0		NON-CONFERENCE		2-0-0		0-1-0		3-0-0		
5-1-0	0-1-0	0-0-0		HOME		2-0-0		0-0-0		3-0-0		
1-2-0	0-2-0	1-0-		AWAY		0-0-0		0-0-0		0-0-0		
0-1-0	0-0-0	0-0-0		NEUTRAL		0-0-0		0-1-0		0-0-0		
11-0-0	0-0-0	0-0-0		CONFERENCE		0-0-0		2-0-0		9-0-0		
7-0-0	0-0-0	0-0-0		HOME		0-0-0		2-0-0		5-0-0		
4-0-0	0-0-0	0-0-0		AWAY		0-0-0		0-0-0		4-0-0		
0-0-0	0-0-0	0-0-0		NEUTRAL		0-0-0		0-0-0		0-0-0		
RPI S	Opponent	Score		RPI S	Opponent	Score		RPI S	Opponent	Score		
13 A	Yale	0	3	43 A	Boston U.	1	0	106 N	Maine	0	3	
13 H	Yale	0	2					116 H	Long Island	1	0	
19 A	Boston College	0	2					116 H	Long Island	1	0	
								164 H	Seton Hall	1	0	
								191 A	Sacred Heart	2	1	
								191 H	Sacred Heart	2	0	
								214 H	St. Francis (Pa.)	2	1	
								220 A	Fairleigh Dickinson	3	2	
								229 H	Stony Brook	3	1	
								231 A	Monmouth	3	2	
								244 H	Hartford	2	1	
								271 H	Quinnipiac	2	0	
								283 H	Robert Morris	4	2	
								285 H	Wagner	1	0	
								290 A	Mt. St. Mary's	3	0	
<hr/>												
LAST 10 GAMES												
13 A	Yale	0	3	283 H	Robert Morris	4	2					
116 H	Long Island	1	0	214 H	St. Francis (Pa.)	2	1					
191 H	Sacred Heart	2	0	271 H	Quinnipiac	2	0					
290 A	Mt. St. Mary's	3	0	191 A	Sacred Heart	2	1					
231 A	Monmouth	3	2	220 A	Fairleigh Dickinson	3	2					

Non-Div. I Games:

Central Conn. St.

H
o
f
f
s
t
r
a

Hofstra

Average RPI Win: 89		WON-LOST RECORD		WINNING PCT. RANK		LAST 10 GAMES		STRENGTH OF SCHEDULE		OPP. STRENGTH OF SCHEDULE		TEAM RPI		ADJ RPI		CONF. RPI		ADJ CONF. RPI	
DIV. I ONLY		11-9-1		.54762 125		6-4-0		18		38		41		.58931 34		6		6	
DIV. I NON-CONF.		4-4-1		.5 141		1-1-0		5		41		30		.60604 30		5		5	
TOTALS		RPI 1-25		RPI 26-50		W-L RECORDS		RPI 51-100		RPI 101-150		RPI 150+							
11-9-1		1-2-0		2-4-1		OVERALL		5-2-0		2-1-0		1-0-0							
8-3-0		1-1-0		2-2-0		HOME		2-0-0		2-0-0		1-0-0							
2-5-1		0-1-0		0-1-1		AWAY		2-2-0		0-1-0		0-0-0							
1-1-0		0-0-0		0-1-0		NEUTRAL		1-0-0		0-0-0		0-0-0							
4-4-1		0-2-0		1-1-1		NON-CONFERENCE		2-1-0		1-0-0		0-0-0							
4-2-0		0-1-0		1-1-0		HOME		2-0-0		1-0-0		0-0-0							
0-2-1		0-1-0		0-1-		AWAY		0-1-0		0-0-0		0-0-0							
0-0-0		0-0-0		0-0-0		NEUTRAL		0-0-0		0-0-0		0-0-0							
7-5-0		1-0-0		1-3-0		CONFERENCE		3-1-0		1-1-0		1-0-0							
4-1-0		1-0-0		1-1-0		HOME		0-0-0		1-0-0		1-0-0							
2-3-0		0-0-0		0-1-0		AWAY		2-1-0		0-1-0		0-0-0							
1-1-0		0-0-0		0-1-0		NEUTRAL		1-0-0		0-0-0		0-0-0							
RPI S	Opponent		Score		RPI S	Opponent		Score		RPI S	Opponent		Score		RPI S	Opponent		Score	
4	H	Portland	1	2	29	H	Colorado	0	2	63	H	Rice	2	1	113	A	Oklahoma St.	0	2
14	H	Texas A&M	2	1	29	N	Colorado	2	3	65	A	Iowa St.	2	1	126	H	Dayton	2	1
18	A	Brigham Young	0	1	31	H	UTEP	2	3	65	N	Iowa St.	1	0	130	H	Baylor	3	0
					35	H	Southern Methodist	1	0	67	A	Michigan	2	3	258	H	Texas Tech	6	0
					39	A	Michigan St.	0	0	68	A	Kansas	1	2					
					40	H	Nebraska	1	0	81	A	Missouri	4	1					
					50	A	Oklahoma	0	2	99	H	Auburn	2	0					
LAST 10 GAMES																			
					31	H	UTEP	2	3	81	A	Missouri	4	1					
					29	N	Colorado	2	3	65	A	Iowa St.	2	1					
					65	N	Iowa St.	1	0	40	H	Nebraska	1	0					
					126	H	Dayton	2	1	29	H	Colorado	0	2					
					68	A	Kansas	1	2	258	H	Texas Tech	6	0					

Non-Div. I Games:

Texas

Average RPI Win:	145	WON-LOST RECORD	WINNING PCT. RANK	LAST 10 GAMES	STRENGTH OF SCHEDULE	OPP. STRENGTH OF SCHEDULE	TEAM RPI	ADJ RPI	CONF. RPI	ADJ CONF. RPI		
DIV. I ONLY		15-5-2	.72727	32	7-2-1	97	62	34	.58849	35	12	12
DIV. I NON-CONF.		7-4-1	.625	77	1-1-0	63	9	42	.59025	39	12	12
<hr/>												
TOTALS	RPI 1-25	RPI 26-50		W-L RECORDS		RPI 51-100		RPI 101-150		RPI 150+		
15-5-2	1-2-1	2-2-0		OVERALL		2-1-0		4-0-1		6-0-0		
7-2-1	1-0-1	0-1-0		HOME		1-1-0		3-0-0		2-0-0		
7-2-0	0-1-0	1-1-0		AWAY		1-0-0		1-0-0		4-0-0		
1-1-1	0-1-0	1-0-0		NEUTRAL		0-0-0		0-0-1		0-0-0		
<hr/>												
7-4-1	1-2-1	1-2-0		NON-CONFERENCE		1-0-0		2-0-0		2-0-0		
3-1-1	1-0-1	0-1-0		HOME		0-0-0		2-0-0		0-0-0		
3-2-0	0-1-0	0-0-		AWAY		1-0-0		0-0-0		2-0-0		
1-1-0	0-1-0	1-0-0		NEUTRAL		0-0-0		0-0-0		0-0-0		
<hr/>												
8-1-1	0-0-0	1-0-0		CONFERENCE		1-1-0		2-0-1		4-0-0		
4-1-0	0-0-0	0-0-0		HOME		1-1-0		1-0-0		2-0-0		
4-0-0	0-0-0	1-0-0		AWAY		0-0-0		1-0-0		2-0-0		
0-0-1	0-0-0	0-0-0		NEUTRAL		0-0-0		0-0-1		0-0-0		
<hr/>												
RPI S	Opponent	Score		RPI S	Opponent	Score		RPI S	Opponent	Score		
9 N	California	0	5	31 A	UTEP	2	1	63 H	Rice	1	2	
11 H	Pepperdine	1	1	34 A	Texas	0	1	74 H	Memphis	2	1	
14 A	Texas A&M	2	4	41 H	North Texas	1	3	77 A	St. Mary's (Cal.)	1	0	
16 H	Southern California	2	1	41 N	North Texas	3	0					
<hr/>												
LAST 10 GAMES												
14 A	Texas A&M	2	4	144 A	East Caro.	2	0					
41 N	North Texas	3	0	293 A	Marshall	4	0					
144 N	East Caro.	0	0	254 A	Tulane	2	0					
74 H	Memphis	2	1	31 A	UTEP	2	1					
117 H	UAB	4	0	63 H	Rice	1	2					

Non-Div. I Games:

Southern Methodist

Average RPI Win:	105	WON-LOST RECORD	WINNING PCT. RANK	LAST 10 GAMES	STRENGTH OF SCHEDULE	OPP. STRENGTH OF SCHEDULE	TEAM RPI	ADJ RPI	CONF. RPI	ADJ CONF. RPI	
DIV. I ONLY		12-7-3	.61364 82	5-4-1	41	28	40	.58763 36	5	5	
DIV. I NON-CONF.		5-3-2	.6 92	1-1-0	34	26	35	.59853 34	4	4	
<hr/>											
TOTALS	RPI 1-25	RPI 26-50		W-L RECORDS	RPI 51-100		RPI 101-150		RPI 150+		
12-7-3	1-3-1	2-1-1		OVERALL	2-1-1		4-1-0		3-1-0		
7-1-1	0-0-0	2-0-1		HOME	2-0-0		1-0-0		2-1-0		
4-5-1	1-2-0	0-1-0		AWAY	0-1-1		2-1-0		1-0-0		
1-1-1	0-1-1	0-0-0		NEUTRAL	0-0-0		1-0-0		0-0-0		
<hr/>											
5-3-2	1-2-1	1-0-0		NON-CONFERENCE	0-0-1		1-0-0		2-1-0		
3-1-0	0-0-0	1-0-0		HOME	0-0-0		1-0-0		1-1-0		
2-1-1	1-1-0	0-0-		AWAY	0-0-1		0-0-0		1-0-0		
0-1-1	0-1-1	0-0-0		NEUTRAL	0-0-0		0-0-0		0-0-0		
<hr/>											
7-4-1	0-1-0	1-1-1		CONFERENCE	2-1-0		3-1-0		1-0-0		
4-0-1	0-0-0	1-0-1		HOME	2-0-0		0-0-0		1-0-0		
2-4-0	0-1-0	0-1-0		AWAY	0-1-0		2-1-0		0-0-0		
1-0-0	0-0-0	0-0-0		NEUTRAL	0-0-0		1-0-0		0-0-0		
<hr/>											
RPI S	Opponent	Score	RPI S	Opponent	Score	RPI S	Opponent	Score	RPI S	Opponent	Score
3 A	Penn St.	1 3	37 H	Wisconsin	3 2	59 A	Wis.-Milwaukee	0 0	104 A	Indiana	1 0
6 N	Florida St.	1 2	39 H	Michigan St.	0 0	67 A	Michigan	1 2	110 H	Illinois St.	3 0
15 A	Marquette	0 1	40 H	Nebraska	1 0	67 H	Michigan	3 2	112 A	Minnesota	1 2
22 A	Florida	1 0	42 A	Purdue	1 3	97 H	Northwestern	3 2	112 N	Minnesota	1 0
24 N	Stanford	1 1							132 A	Ohio St.	2 1
									165 H	Western Ill.	3 0
									169 H	Indiana St.	1 2
									173 A	San Francisco	2 0
									203 H	Iowa	4 1
<hr/>											
LAST 10 GAMES											
22 A	Florida	1 0	42 A	Purdue	1 3						
6 N	Florida St.	1 2	104 A	Indiana	1 0						
67 A	Michigan	1 2	39 H	Michigan St.	0 0						
112 N	Minnesota	1 0	67 H	Michigan	3 2						
203 H	Iowa	4 1	112 A	Minnesota	1 2						

Non-Div. I Games:

Illinois

Average RPI Win:		144	WON-LOST RECORD		WINNING PCT. RANK	LAST 10 GAMES		STRENGTH OF SCHEDULE		OPP. STRENGTH OF SCHEDULE	TEAM RPI	ADJ RPI	CONF. RPI	ADJ CONF. RPI			
Average RPI Loss:		50															
DIV. I ONLY			11-4-6		.66667	53	4-1-5		51	93	35	.58517	38	4	4		
DIV. I NON-CONF.			7-3-2		.66667	62	1-0-1		127	136	78	.54892	78	6	6		
TOTALS		RPI 1-25		RPI 26-50		W-L RECORDS		RPI 51-100		RPI 101-150		RPI 150+					
11-4-6		1-1-0		0-1-4		OVERALL		2-2-0		3-0-1		5-0-1					
6-0-1		1-0-0		0-0-1		HOME		1-0-0		2-0-0		2-0-0					
4-3-3		0-1-0		0-1-1		AWAY		1-1-0		0-0-1		3-0-1					
1-1-2		0-0-0		0-0-2		NEUTRAL		0-1-0		1-0-0		0-0-0					
7-3-2		0-0-0		0-1-1		NON-CONFERENCE		0-2-0		2-0-0		5-0-1					
3-0-0		0-0-0		0-0-0		HOME		0-0-0		1-0-0		2-0-0					
3-2-1		0-0-0		0-0-		AWAY		0-1-0		0-0-0		3-0-1					
1-1-1		0-0-0		0-0-1		NEUTRAL		0-1-0		1-0-0		0-0-0					
4-1-4		1-1-0		0-0-3		CONFERENCE		2-0-0		1-0-1		0-0-0					
3-0-1		1-0-0		0-0-1		HOME		1-0-0		1-0-0		0-0-0					
1-1-2		0-1-0		0-0-1		AWAY		1-0-0		0-0-1		0-0-0					
0-0-1		0-0-0		0-0-1		NEUTRAL		0-0-0		0-0-0		0-0-0					
RPI	S	Opponent		Score		RPI	S	Opponent		Score		RPI	S	Opponent		Score	
12	A	Cal St. Fullerton		1 4		29	N	Colorado		0 0		69	N	San Diego St.		0 1	
12	H	Cal St. Fullerton		1 0		45	H	Long Beach St.		0 0		72	A	Loyola Marymount		0 2	
						45	N	Long Beach St.		0 0		76	A	UC Santa Barb.		1 0	
						46	A	Cal Poly		2 2		93	H	Cal St. Northridge		1 0	
						47	A	Gonzaga		0 2							

Non-Div. I Games:

UC Riverside

Average RPI Win: 117		WON-LOST	WINNING	LAST 10	STRENGTH OF		OPP. STRENGTH	TEAM	ADJ	CONF.	ADJ CONF.
Average RPI Loss: 66		RECORD	PCT. RANK	GAMES	SCHEDULE		OF SCHEDULE	RPI	RPI	RPI	RPI
DIV. I ONLY		12-6-5	.63043	77	5-3-2		38	63	36	.58452	39
DIV. I NON-CONF.		5-3-3	.59091	100	2-1-0		40	97	50	.5784	51
TOTALS		RPI 1-25	RPI 26-50		W-L RECORDS		RPI 51-100		RPI 101-150		RPI 150+
12-6-5		1-2-0	1-2-2		OVERALL		3-0-2		4-1-1		3-1-0
7-2-2		1-1-0	1-0-1		HOME		2-0-1		2-1-0		1-0-0
3-3-3		0-1-0	0-1-1		AWAY		0-0-1		1-0-1		2-1-0
2-1-0		0-0-0	0-1-0		NEUTRAL		1-0-0		1-0-0		0-0-0
5-3-3		1-1-0	0-0-1		NON-CONFERENCE		2-0-1		0-1-1		2-1-0
3-1-2		1-0-0	0-0-1		HOME		1-0-1		0-1-0		1-0-0
1-2-1		0-1-0	0-0-		AWAY		0-0-0		0-0-1		1-1-0
1-0-0		0-0-0	0-0-0		NEUTRAL		1-0-0		0-0-0		0-0-0
7-3-2		0-1-0	1-2-1		CONFERENCE		1-0-1		4-0-0		1-0-0
4-1-0		0-1-0	1-0-0		HOME		1-0-0		2-0-0		0-0-0
2-1-2		0-0-0	0-1-1		AWAY		0-0-1		1-0-0		1-0-0
1-1-0		0-0-0	0-1-0		NEUTRAL		0-0-0		1-0-0		0-0-0
RPI S	Opponent	Score	RPI S	Opponent	Score	RPI S	Opponent	Score	RPI S	Opponent	Score
3 H	Penn St.	0 3	34 H	Texas	0 0	67 A	Michigan	0 0	104 A	Indiana	1 0
5 A	Notre Dame	0 3	36 A	Illinois	0 0	91 H	Detroit	2 2	104 N	Indiana	3 0
14 H	Texas A&M	1 0	37 H	Wisconsin	3 2	94 H	Bowling Green	1 0	112 H	Minnesota	1 0
			37 N	Wisconsin	1 2	94 N	Bowling Green	4 0	131 H	Western Mich.	0 1
			42 A	Purdue	1 5	97 H	Northwestern	2 1	132 H	Ohio St.	1 0
									135 A	Kentucky	1 1
									154 H	Toledo	4 0
									177 A	Cincinnati	0 1
									203 A	Iowa	4 1
									253 A	Akron	1 0
LAST 10 GAMES											
5 A	Notre Dame	0 3	253 A	Akron	1 0						
94 N	Bowling Green	4 0	3 H	Penn St.	0 3						
37 N	Wisconsin	1 2	112 H	Minnesota	1 0						
104 N	Indiana	3 0	203 A	Iowa	4 1						
67 A	Michigan	0 0	36 A	Illinois	0 0						

Non-Div. I Games:

Michigan St.

Nebraska

Average RPI Win:	181	WON-LOST RECORD	WINNING PCT. RANK	LAST 10 GAMES	STRENGTH OF SCHEDULE	OPP. STRENGTH OF SCHEDULE	TEAM RPI	ADJ RPI	CONF. RPI	ADJ CONF. RPI		
DIV. I ONLY		16-4-2	.77273	21	8-2-0	101	154	37	.5807	41	16	16
DIV. I NON-CONF.		5-3-2	.6	92	0-1-0	45	146	57	.57055	56	15	15
<hr/>												
TOTALS	RPI 1-25	RPI 26-50		W-L RECORDS		RPI 51-100		RPI 101-150		RPI 150+		
16-4-2	0-0-0	1-2-0		OVERALL		3-1-1		1-1-0		11-0-1		
9-0-1	0-0-0	0-0-0		HOME		2-0-1		1-0-0		6-0-0		
5-2-1	0-0-0	1-1-0		AWAY		1-1-0		0-0-0		3-0-1		
2-2-0	0-0-0	0-1-0		NEUTRAL		0-0-0		0-1-0		2-0-0		
<hr/>												
5-3-2	0-0-0	1-2-0		NON-CONFERENCE		1-0-1		0-1-0		3-0-1		
4-0-1	0-0-0	0-0-0		HOME		1-0-1		0-0-0		3-0-0		
1-1-1	0-0-0	1-0-		AWAY		0-0-0		0-0-0		0-0-1		
0-2-0	0-0-0	0-1-0		NEUTRAL		0-0-0		0-1-0		0-0-0		
<hr/>												
11-1-0	0-0-0	0-0-0		CONFERENCE		2-1-0		1-0-0		8-0-0		
5-0-0	0-0-0	0-0-0		HOME		1-0-0		1-0-0		3-0-0		
4-1-0	0-0-0	0-0-0		AWAY		1-1-0		0-0-0		3-0-0		
2-0-0	0-0-0	0-0-0		NEUTRAL		0-0-0		0-0-0		2-0-0		
<hr/>												
RPI S	Opponent	Score	RPI S	Opponent	Score	RPI S	Opponent	Score	RPI S	Opponent	Score	
			31 A	UTEP	1 2	63 H	Rice	1 0	111 H	Denver	1 0	
			35 A	Southern Methodist	3 1	87 A	Middle Tenn.	0 3	139 N	Eastern Ill.	0 2	
			35 N	Southern Methodist	0 3	90 H	Missouri St.	1 1	180 A	Western Ky.	4 1	
						98 A	South Ala.	2 0	180 N	Western Ky.	2 1	
						98 H	South Ala.	2 1	189 A	Houston	2 2	
									192 H	Texas St.	3 0	
									212 A	Florida Int'l	1 0	
									232 H	Troy	4 0	
									236 H	Grambling	6 0	
									242 A	La.-Lafayette	1 0	
									242 N	La.-Lafayette	3 2	
									249 H	Sam Houston St.	6 1	
									250 H	Arkansas St.	4 1	
									282 H	Ark.-Little Rock	6 1	
<hr/>												
LAST 10 GAMES												
			35 N	Southern Methodist	0 3	180 A	Western Ky.	4 1				
			98 A	South Ala.	2 0	111 H	Denver	1 0				
			180 N	Western Ky.	2 1	282 H	Ark.-Little Rock	6 1				
			242 N	La.-Lafayette	3 2	250 H	Arkansas St.	4 1				
			87 A	Middle Tenn.	0 3	212 A	Florida Int'l	1 0				

Non-Div. I Games:

North Texas

P
u
r
d
u
e

Purdue

Average RPI Win:	158	WON-LOST RECORD	WINNING PCT. RANK	LAST 10 GAMES	STRENGTH OF SCHEDULE	OPP. STRENGTH OF SCHEDULE	TEAM RPI	ADJ RPI	CONF. RPI	ADJ CONF. RPI					
Average RPI Loss:	61														
DIV. I ONLY		14-5-4	.69565	39	8-1-1	78	90	42	.57864	43	19	19			
DIV. I NON-CONF.		5-5-3	.5	141	1-1-1	62	19	70	.55884	66	16	17			
<hr/>															
TOTALS	RPI 1-25	RPI 26-50		W-L RECORDS		RPI 51-100		RPI 101-150		RPI 150+					
14-5-4	1-2-0	1-1-1		OVERALL		0-1-2		4-0-1		8-1-0					
8-1-3	0-0-0	1-1-1		HOME		0-0-2		2-0-0		5-0-0					
5-3-1	1-1-0	0-0-0		AWAY		0-1-0		1-0-1		3-1-0					
1-1-0	0-1-0	0-0-0		NEUTRAL		0-0-0		1-0-0		0-0-0					
<hr/>															
5-5-3	1-2-0	1-1-1		NON-CONFERENCE		0-1-2		2-0-0		1-1-0					
2-1-3	0-0-0	1-1-1		HOME		0-0-2		0-0-0		1-0-0					
2-3-0	1-1-0	0-0-		AWAY		0-1-0		1-0-0		0-1-0					
1-1-0	0-1-0	0-0-0		NEUTRAL		0-0-0		1-0-0		0-0-0					
<hr/>															
9-0-1	0-0-0	0-0-0		CONFERENCE		0-0-0		2-0-1		7-0-0					
6-0-0	0-0-0	0-0-0		HOME		0-0-0		2-0-0		4-0-0					
3-0-1	0-0-0	0-0-0		AWAY		0-0-0		0-0-1		3-0-0					
0-0-0	0-0-0	0-0-0		NEUTRAL		0-0-0		0-0-0		0-0-0					
<hr/>															
RPI S	Opponent	Score		RPI S	Opponent	Score		RPI S	Opponent	Score					
17 A	Connecticut	1	0	27 H	Dartmouth	1	1	60 H	Princeton	2	2	106 A	Maine	1	1
19 A	Boston College	0	2	32 H	Central Conn. St.	0	1	64 A	Harvard	0	1	106 H	Maine	2	1
19 N	Boston College	0	1	33 H	Hofstra	1	0	80 H	Fairfield	1	1	130 N	Baylor	2	0
												138 H	Binghamton	1	0
												143 A	TCU	1	0
												152 A	New Hampshire	1	0
												152 H	New Hampshire	2	1
												167 H	Vermont	3	0
												171 A	Brown	0	1
												172 H	Massachusetts	2	1
												225 H	UMBC	1	0
												229 A	Stony Brook	1	0
												244 H	Hartford	3	1
												297 A	Albany (N.Y.)	3	0
<hr/>															
LAST 10 GAMES															
19 N Boston College						0	1	225 H UMBC						1	0
17 A Connecticut						1	0	152 A New Hampshire						1	0
106 H Maine						2	1	27 H Dartmouth						1	1
152 H New Hampshire						2	1	138 H Binghamton						1	0
244 H Hartford						3	1	297 A Albany (N.Y.)						3	0

Non-Div. I Games:

Boston U.

Wake Forest

Through Games Of Dec. 4, 2005

Average RPI Win:		89	WON-LOST RECORD		WINNING PCT. RANK		LAST 10 GAMES		STRENGTH OF SCHEDULE		OPP. STRENGTH OF SCHEDULE		TEAM RPI		ADJ RPI		CONF. RPI		ADJ CONF. RPI	
Average RPI Loss:		24																		
DIV. I ONLY			9-9-1		.5 144		3-7-0		22		2		44		.57722 44		1		1	
DIV. I NON-CONF.			5-2-1		.6875 54		0-1-0		37		23		26		.61593 25		1		1	
TOTALS		RPI 1-25		RPI 26-50		W-L RECORDS		RPI 51-100		RPI 101-150		RPI 150+								
9-9-1		1-6-1		0-0-0		OVERALL		4-3-0		4-0-0		0-0-0								
5-3-1		0-2-1		0-0-0		HOME		1-1-0		4-0-0		0-0-0								
4-4-0		1-2-0		0-0-0		AWAY		3-2-0		0-0-0		0-0-0								
0-2-0		0-2-0		0-0-0		NEUTRAL		0-0-0		0-0-0		0-0-0								
5-2-1		0-1-1		0-0-0		NON-CONFERENCE		3-1-0		2-0-0		0-0-0								
2-0-1		0-0-1		0-0-0		HOME		0-0-0		2-0-0		0-0-0								
3-1-0		0-0-0		0-0-		AWAY		3-1-0		0-0-0		0-0-0								
0-1-0		0-1-0		0-0-0		NEUTRAL		0-0-0		0-0-0		0-0-0								
4-7-0		1-5-0		0-0-0		CONFERENCE		1-2-0		2-0-0		0-0-0								
3-3-0		0-2-0		0-0-0		HOME		1-1-0		2-0-0		0-0-0								
1-3-0		1-2-0		0-0-0		AWAY		0-1-0		0-0-0		0-0-0								
0-1-0		0-1-0		0-0-0		NEUTRAL		0-0-0		0-0-0		0-0-0								
RPI	S	Opponent		Score		RPI	S	Opponent		Score		RPI	S	Opponent		Score				
1	H	North Carolina		0 4				52	A	Oregon St.		1 2	107	H	North Carolina St.		1 0			
6	A	Florida St.		1 4				54	H	Clemson		2 3	114	H	San Diego		5 1			
7	H	Santa Clara		0 0				55	A	Washington St.		2 1	120	H	Virginia Tech		4 0			
8	H	Virginia		0 1				57	A	Maryland		0 1	137	H	UNC Wilmington		4 1			
8	N	Virginia		1 2				58	A	Davidson		5 1								
10	A	Duke		0 3				89	A	UNC Greensboro		1 0								
19	A	Boston College		2 1				100	H	Miami (Fla.)		2 0								
23	N	Tennessee		2 5																
LAST 10 GAMES																				
		23	N	Tennessee		2 5		54	H	Clemson		2 3								
		8	N	Virginia		1 2		10	A	Duke		0 3								
		100	H	Miami (Fla.)		2 0		107	H	North Carolina St.		1 0								
		1	H	North Carolina		0 4		57	A	Maryland		0 1								
		6	A	Florida St.		1 4		19	A	Boston College		2 1								

Non-Div. I Games:

Wake Forest

Average RPI Win:	158	WON-LOST	WINNING	LAST 10	STRENGTH OF	OPP. STRENGTH	TEAM	ADJ	CONF.	ADJ CONF.	
Average RPI Loss:	54	RECORD	PCT. RANK	GAMES	SCHEDULE	OF SCHEDULE	RPI	RPI	RPI	RPI	
DIV. I ONLY	12-5-3	.675	48	5-3-2	75	74	43	.57648	45	4	4
DIV. I NON-CONF.	9-2-1	.79167	29	2-0-0	133	98	48	.58177	46	6	6
<hr/>											
TOTALS	RPI 1-25	RPI 26-50		W-L RECORDS	RPI 51-100		RPI 101-150		RPI 150+		
12-5-3	0-3-0	1-0-3		OVERALL	3-1-0		2-1-0		6-0-0		
9-1-0	0-1-0	1-0-0		HOME	3-0-0		1-0-0		4-0-0		
2-4-2	0-2-0	0-0-2		AWAY	0-1-0		1-1-0		1-0-0		
1-0-1	0-0-0	0-0-1		NEUTRAL	0-0-0		0-0-0		1-0-0		
<hr/>											
9-2-1	0-2-0	0-0-1		NON-CONFERENCE	2-0-0		1-0-0		6-0-0		
7-0-0	0-0-0	0-0-0		HOME	2-0-0		1-0-0		4-0-0		
1-2-1	0-2-0	0-1-		AWAY	0-0-0		0-0-0		1-0-0		
1-0-0	0-0-0	0-0-0		NEUTRAL	0-0-0		0-0-0		1-0-0		
<hr/>											
3-3-2	0-1-0	1-0-2		CONFERENCE	1-1-0		1-1-0		0-0-0		
2-1-0	0-1-0	1-0-0		HOME	1-0-0		0-0-0		0-0-0		
1-2-1	0-0-0	0-0-1		AWAY	0-1-0		1-1-0		0-0-0		
0-0-1	0-0-0	0-0-1		NEUTRAL	0-0-0		0-0-0		0-0-0		
<hr/>											
RPI S	Opponent	Score		RPI S	Opponent	Score		RPI S	Opponent	Score	
2 A	UCLA	0	3	38 A	UC Riverside	0	0	69 H	San Diego St.	1	0
12 H	Cal St. Fullerton	0	3	38 N	UC Riverside	0	0	76 H	UC Santa Barb.	3	1
16 A	Southern California	0	2	46 H	Cal Poly	4	2	86 H	Weber St.	1	0
				49 A	UNLV	1	1	93 A	Cal St. Northridge	0	1

Non-Div. I Games:

Long Beach St.

Average RPI Win: 117		WON-LOST RECORD		WINNING PCT. RANK		LAST 10 GAMES		STRENGTH OF SCHEDULE		OPP. STRENGTH OF SCHEDULE		TEAM RPI		ADJ RPI		CONF. RPI		ADJ CONF. RPI	
DIV. I ONLY		10-5-4		.63158 71		4-5-1		67		43		45		.57435 46		4		4	
DIV. I NON-CONF.		8-1-3		.79167 29		2-1-0		93		43		29		.60627 29		6		6	
TOTALS		RPI 1-25		RPI 26-50		W-L RECORDS		RPI 51-100		RPI 101-150		RPI 150+							
10-5-4		0-2-1		1-1-1		OVERALL		4-2-1		2-0-0		3-0-1							
4-1-3		0-1-1		0-0-1		HOME		2-0-1		1-0-0		1-0-0							
5-4-1		0-1-0		1-1-0		AWAY		1-2-0		1-0-0		2-0-1							
1-0-0		0-0-0		0-0-0		NEUTRAL		1-0-0		0-0-0		0-0-0							
8-1-3		0-1-1		1-0-0		NON-CONFERENCE		4-0-1		0-0-0		3-0-1							
3-0-2		0-0-1		0-0-0		HOME		2-0-1		0-0-0		1-0-0							
4-1-1		0-1-0		1-0-		AWAY		1-0-0		0-0-0		2-0-1							
1-0-0		0-0-0		0-0-0		NEUTRAL		1-0-0		0-0-0		0-0-0							
2-4-1		0-1-0		0-1-1		CONFERENCE		0-2-0		2-0-0		0-0-0							
1-1-1		0-1-0		0-0-1		HOME		0-0-0		1-0-0		0-0-0							
1-3-0		0-0-0		0-1-0		AWAY		0-2-0		1-0-0		0-0-0							
0-0-0		0-0-0		0-0-0		NEUTRAL		0-0-0		0-0-0		0-0-0							
RPI S	Opponent		Score		RPI S	Opponent		Score		RPI S	Opponent		Score		RPI S	Opponent		Score	
7 A	Santa Clara		0	2	38 H	UC Riverside		2	2	55 H	Washington St.		1	1	101 H	Pacific		1	0
12 H	Cal St. Fullerton		0	2	42 A	Purdue		1	0	72 H	Loyola Marymount		3	2	146 A	UC Irvine		2	1
20 H	Arizona		0	0	45 A	Long Beach St.		2	4	76 A	UC Santa Barb.		0	1	151 A	Fresno St.		3	0
										77 H	St. Mary's (Cal.)		2	1	180 A	Western Ky.		1	1
										81 A	Missouri		1	0	196 A	San Jose St.		4	1
										91 N	Detroit		3	0	216 H	UC Davis		2	0
										93 A	Cal St. Northridge		3	4					
LAST 10 GAMES																			

Non-Div. I Games:

Cal Poly

Average RPI Win:	175	WON-LOST RECORD	WINNING PCT. RANK	LAST 10 GAMES	STRENGTH OF SCHEDULE	OPP. STRENGTH OF SCHEDULE	TEAM RPI	ADJ RPI	CONF. RPI	ADJ CONF. RPI		
Average RPI Loss:	9	12-4-4	.7	37	5-2-3	136	35	52	.57076	47	3	3
DIV. I ONLY		9-3-1	.73077	41	2-1-0	204	84	85	.54813	80	3	3
DIV. I NON-CONF.												
<hr/>												
TOTALS	RPI 1-25	RPI 26-50		W-L RECORDS		RPI 51-100		RPI 101-150		RPI 150+		
12-4-4	1-4-1	1-0-0		OVERALL		1-0-3		1-0-0		8-0-0		
6-0-1	0-0-1	1-0-0		HOME		0-0-0		1-0-0		4-0-0		
6-1-3	1-1-0	0-0-0		AWAY		1-0-3		0-0-0		4-0-0		
0-3-0	0-3-0	0-0-0		NEUTRAL		0-0-0		0-0-0		0-0-0		
9-3-1	0-3-0	1-0-0		NON-CONFERENCE		1-0-1		0-0-0		7-0-0		
4-0-0	0-0-0	1-0-0		HOME		0-0-0		0-0-0		3-0-0		
5-0-1	0-0-0	0-0-		AWAY		1-0-1		0-0-0		4-0-0		
0-3-0	0-3-0	0-0-0		NEUTRAL		0-0-0		0-0-0		0-0-0		
3-1-3	1-1-1	0-0-0		CONFERENCE		0-0-2		1-0-0		1-0-0		
2-0-1	0-0-1	0-0-0		HOME		0-0-0		1-0-0		1-0-0		
1-1-2	1-1-0	0-0-0		AWAY		0-0-2		0-0-0		0-0-0		
0-0-0	0-0-0	0-0-0		NEUTRAL		0-0-0		0-0-0		0-0-0		
<hr/>												
RPI S	Opponent	Score		RPI S	Opponent	Score		RPI S	Opponent	Score		
4 A	Portland	0	2	38 H	UC Riverside	2	0	114 H	San Diego	1	0	
5 N	Notre Dame	1	4					168 A	Washington	1	0	
7 H	Santa Clara	0	0					173 H	San Francisco	3	0	
11 A	Pepperdine	1	0					210 A	Utah St.	2	1	
12 N	Cal St. Fullerton	2	3					235 A	Eastern Wash.	3	2	
16 N	Southern California	0	1					260 H	Portland St.	1	0	
								274 H	Montana	3	1	
								275 A	Idaho St.	2	0	
								286 H	Idaho	3	1	
<hr/>												
LAST 10 GAMES												
16 N	Southern California	0	1	72 A	Loyola Marymount	0	0					
173 H	San Francisco	3	0	11 A	Pepperdine	1	0					
77 A	St. Mary's (Cal.)	0	0	4 A	Portland	0	2					
7 H	Santa Clara	0	0	235 A	Eastern Wash.	3	2					
114 H	San Diego	1	0	260 H	Portland St.	1	0					

Non-Div. I Games:

Gonzaga

Average RPI Win:		192	WON-LOST RECORD		WINNING PCT. RANK		LAST 10 GAMES		STRENGTH OF SCHEDULE		OPP. STRENGTH OF SCHEDULE		TEAM RPI		ADJ RPI		CONF. RPI		ADJ CONF. RPI								
DIV. I ONLY			15-5-0		.75 24		9-1-0		118		158		48		.56899 48		25		24								
DIV. I NON-CONF.			5-4-0		.55556 122		1-0-0		36		75		53		.57466 53		26		25								
TOTALS		RPI 1-25		RPI 26-50		W-L RECORDS		RPI 51-100		RPI 101-150		RPI 150+															
15-5-0		0-2-0		0-0-0		OVERALL		3-2-0		3-1-0		9-0-0															
8-0-0		0-0-0		0-0-0		HOME		1-0-0		1-0-0		6-0-0															
5-4-0		0-2-0		0-0-0		AWAY		2-1-0		1-1-0		2-0-0															
2-1-0		0-0-0		0-0-0		NEUTRAL		0-1-0		1-0-0		1-0-0															
5-4-0		0-2-0		0-0-0		NON-CONFERENCE		2-1-0		2-1-0		1-0-0															
3-0-0		0-0-0		0-0-0		HOME		1-0-0		1-0-0		1-0-0															
1-4-0		0-2-0		0-0-		AWAY		1-1-0		0-1-0		0-0-0															
1-0-0		0-0-0		0-0-0		NEUTRAL		0-0-0		1-0-0		0-0-0															
10-1-0		0-0-0		0-0-0		CONFERENCE		1-1-0		1-0-0		8-0-0															
5-0-0		0-0-0		0-0-0		HOME		0-0-0		0-0-0		5-0-0															
4-0-0		0-0-0		0-0-0		AWAY		1-0-0		1-0-0		2-0-0															
1-1-0		0-0-0		0-0-0		NEUTRAL		0-1-0		0-0-0		1-0-0															
RPI	S	Opponent		Score		RPI	S	Opponent		Score		RPI	S	Opponent		Score											
3	A	Penn St.		0	5							109	A	Niagara		2	1										
22	A	Florida		0	2							73	A	UCF		1	0	121	H	Penn		3	0				
												80	A	Fairfield		1	0	123	A	Rutgers		0	1				
												80	N	Fairfield		1	2	144	N	East Caro.		4	2				
												83	H	Georgetown		3	1	200	A	Iona		1	0				
																		223	H	Marist		5	1				
																		225	H	UMBC		2	0				
																		234	H	Siena		3	1				
																		262	H	Rider		3	0				
																		262	N	Rider		5	0				
																		278	H	Manhattan		1	0				
																		279	A	Canisius		3	0				
																		305	H	St. Peter's		5	0				
						LAST 10 GAMES																					
						80 N Fairfield						1	2	80 A Fairfield						1	0						
						262 N Rider						5	0	200 A Iona						1	0						
						262 H Rider						3	0	234 H Siena						3	1						
						278 H Manhattan						1	0	223 H Marist						5	1						
						305 H St. Peter's						5	0	121 H Penn						3	0						

Non-Div. I Games:

Loyola (Md.)

UNLV

UNLV

O
k
l
a
h
o
m
a

Oklahoma

Average RPI Win:	203	WON-LOST RECORD	WINNING PCT. RANK	LAST 10 GAMES	STRENGTH OF SCHEDULE	OPP. STRENGTH OF SCHEDULE	TEAM RPI	ADJ RPI	CONF. RPI	ADJ CONF. RPI
Average RPI Loss:	34	16-4-1	.78571 18	9-1-0	150	153	47	.56797 51	26	27
DIV. I ONLY		5-4-0	.55556 122	0-1-0	73	31	66	.5578 68	25	26
DIV. I NON-CONF.										
<hr/>										
TOTALS	RPI 1-25	RPI 26-50		W-L RECORDS		RPI 51-100		RPI 101-150		RPI 150+
16-4-1	0-2-0	0-1-0		OVERALL		1-1-0		3-0-0		12-0-1
8-0-0	0-0-0	0-0-0		HOME		1-0-0		2-0-0		5-0-0
5-2-1	0-0-0	0-1-0		AWAY		0-1-0		0-0-0		5-0-1
3-2-0	0-2-0	0-0-0		NEUTRAL		0-0-0		1-0-0		2-0-0
<hr/>										
5-4-0	0-2-0	0-1-0		NON-CONFERENCE		1-1-0		2-0-0		2-0-0
3-0-0	0-0-0	0-0-0		HOME		1-0-0		1-0-0		1-0-0
1-2-0	0-0-0	0-0-		AWAY		0-1-0		0-0-0		1-0-0
1-2-0	0-2-0	0-0-0		NEUTRAL		0-0-0		1-0-0		0-0-0
<hr/>										
11-0-1	0-0-0	0-0-0		CONFERENCE		0-0-0		1-0-0		10-0-1
5-0-0	0-0-0	0-0-0		HOME		0-0-0		1-0-0		4-0-0
4-0-1	0-0-0	0-0-0		AWAY		0-0-0		0-0-0		4-0-1
2-0-0	0-0-0	0-0-0		NEUTRAL		0-0-0		0-0-0		2-0-0
<hr/>										
RPI S	Opponent	Score		RPI S	Opponent	Score		RPI S	Opponent	Score
2 N	UCLA	0	2	28 A	Va. Commonwealth	1	2	73 H	UCF	1 0
6 N	Florida St.	0	3					100 A	Miami (Fla.)	1 2
									108 N Richmond	1 0
									140 H South Fla.	1 0
									145 H Kennesaw St.	3 0
									176 H Campbell	2 0
									176 N Campbell	2 0
									206 H Gardner-Webb	4 0
									212 A Florida Int'l	1 0
									219 A Jacksonville	2 2
									219 N Jacksonville	2 0
									231 H Monmouth	3 0
									238 A Stetson	3 0
									245 A East Tenn. St.	1 0
									255 H North Fla.	4 0
									260 H Mercer	2 0
									268 A Belmont	4 0
									303 A Lipscomb	10 0
<hr/>										
LAST 10 GAMES										
6 N	Florida St.	0	3	145 H	Kennesaw St.	3	0			
176 N	Campbell	2	0	260 H	Mercer	2	0			
219 N	Jacksonville	2	0	238 A	Stetson	3	0			
255 H	North Fla.	4	0	206 H	Gardner-Webb	4	0			
245 A	East Tenn. St.	1	0	176 H	Campbell	2	0			

Non-Div. I Games:

Fla. Atlantic

Average RPI Win: 128		WON-LOST RECORD		WINNING PCT. RANK		LAST 10 GAMES		STRENGTH OF SCHEDULE		OPP. STRENGTH OF SCHEDULE		TEAM RPI		ADJ RPI		CONF. RPI		ADJ CONF. RPI	
DIV. I ONLY		10-8-1		.55263 115		3-6-1		47		21		53		.56768 52		2		2	
DIV. I NON-CONF.		7-3-0		.7 51		0-1-0		71		82		39		.5906 38		2		2	
TOTALS		RPI 1-25		RPI 26-50		W-L RECORDS		RPI 51-100		RPI 101-150		RPI 150+							
10-8-1		0-5-1		2-1-0		OVERALL		2-2-0		2-0-0		4-0-0							
5-4-1		0-3-1		2-1-0		HOME		1-0-0		1-0-0		1-0-0							
2-4-0		0-2-0		0-0-0		AWAY		1-2-0		0-0-0		1-0-0							
3-0-0		0-0-0		0-0-0		NEUTRAL		0-0-0		1-0-0		2-0-0							
7-3-0		0-1-0		2-1-0		NON-CONFERENCE		0-1-0		2-0-0		3-0-0							
4-1-0		0-0-0		2-1-0		HOME		0-0-0		1-0-0		1-0-0							
0-2-0		0-1-0		0-0-		AWAY		0-1-0		0-0-0		0-0-0							
3-0-0		0-0-0		0-0-0		NEUTRAL		0-0-0		1-0-0		2-0-0							
3-5-1		0-4-1		0-0-0		CONFERENCE		2-1-0		0-0-0		1-0-0							
1-3-1		0-3-1		0-0-0		HOME		1-0-0		0-0-0		0-0-0							
2-2-0		0-1-0		0-0-0		AWAY		1-1-0		0-0-0		1-0-0							
0-0-0		0-0-0		0-0-0		NEUTRAL		0-0-0		0-0-0		0-0-0							
RPI	S	Opponent		Score		RPI	S	Opponent		Score		RPI	S	Opponent		Score			
2	H	UCLA		0 3		28	H	Va. Commonwealth		1 0		55	A	Washington St.		0 1			
4	A	Portland		1 2		44	H	Wake Forest		2 1		56	A	Arizona St.		1 0			
9	H	California		0 4		47	H	Gonzaga		0 2		89	A	UNC Greensboro		0 1			
16	H	Southern California		0 0								95	H	Oregon		4 2			
20	A	Arizona		0 3															
24	H	Stanford		0 1															
LAST 10 GAMES																			
9	H	California		0 4		2	H	UCLA		0 3									
24	H	Stanford		0 1		16	H	Southern California		0 0									
168	A	Washington		1 0		20	A	Arizona		0 3									
55	A	Washington St.		0 1		56	A	Arizona St.		1 0									
95	H	Oregon		4 2		4	A	Portland		1 2									

Non-Div. I Games:

Oregon St.

Average RPI Win:	142	WON-LOST RECORD	WINNING PCT. RANK	LAST 10 GAMES	STRENGTH OF SCHEDULE	OPP. STRENGTH OF SCHEDULE	TEAM RPI	ADJ RPI	CONF. RPI	ADJ CONF. RPI	
DIV. I ONLY	12-8-1	.59524	92	5-4-1	44	75	49	.56714	53	11	11
DIV. I NON-CONF.	5-3-0	.625	77	0-0-0	43	52	37	.59066	37	11	11
<hr/>											
TOTALS	RPI 1-25	RPI 26-50		W-L RECORDS	RPI 51-100		RPI 101-150		RPI 150+		
12-8-1	0-2-0	1-3-0		OVERALL	2-1-1		4-1-0		5-1-0		
9-1-1	0-1-0	1-0-0		HOME	2-0-1		3-0-0		3-0-0		
3-7-0	0-1-0	0-3-0		AWAY	0-1-0		1-1-0		2-1-0		
0-0-0	0-0-0	0-0-0		NEUTRAL	0-0-0		0-0-0		0-0-0		
<hr/>											
5-3-0	0-2-0	1-0-0		NON-CONFERENCE	0-1-0		2-0-0		2-0-0		
4-1-0	0-1-0	1-0-0		HOME	0-0-0		2-0-0		1-0-0		
1-2-0	0-1-0	0-0-		AWAY	0-1-0		0-0-0		1-0-0		
0-0-0	0-0-0	0-0-0		NEUTRAL	0-0-0		0-0-0		0-0-0		
<hr/>											
7-5-1	0-0-0	0-3-0		CONFERENCE	2-0-1		2-1-0		3-1-0		
5-0-1	0-0-0	0-0-0		HOME	2-0-1		1-0-0		2-0-0		
2-5-0	0-0-0	0-3-0		AWAY	0-0-0		1-1-0		1-1-0		
0-0-0	0-0-0	0-0-0		NEUTRAL	0-0-0		0-0-0		0-0-0		
<hr/>											
RPI S	Opponent	Score	RPI S	Opponent	Score	RPI S	Opponent	Score	RPI S	Opponent	Score
3 A	Penn St.	0 2	28 A	Va. Commonwealth	1 2	62 H	William & Mary	1 1	103 A	Delaware	0 1
8 H	Virginia	0 1	28 A	Va. Commonwealth	2 3	75 H	Old Dominion	5 0	108 H	Richmond	3 2
			33 A	Hofstra	0 1	75 H	Old Dominion	1 0	136 H	Liberty	4 0
			48 H	Loyola (Md.)	4 2	89 A	UNC Greensboro	0 1	137 H	UNC Wilmington	4 0
									141 A	George Mason	3 0
									158 H	Towson	3 0
									178 H	Georgia St.	1 0
									190 A	Northeastern	3 0
									217 H	Radford	3 0
									218 A	Drexel	0 2
									241 A	George Washington	2 1
<hr/>											
LAST 10 GAMES											
			28 A	Va. Commonwealth	2 3	62 H	William & Mary	1 1			
			75 H	Old Dominion	5 0	103 A	Delaware	0 1			
			190 A	Northeastern	3 0	218 A	Drexel	0 2			
			33 A	Hofstra	0 1	137 H	UNC Wilmington	4 0			
			75 H	Old Dominion	1 0	178 H	Georgia St.	1 0			

Non-Div. I Games:

James Madison

Average RPI Win: 128		WON-LOST	WINNING	LAST 10	STRENGTH OF		OPP. STRENGTH	TEAM	ADJ		CONF.	ADJ CONF.
Average RPI Loss: 35		RECORD	PCT. RANK	GAMES	SCHEDULE		OF SCHEDULE	RPI	RPI		RPI	RPI
DIV. I ONLY		9-9-2	.5 144	4-6-0	24		23	54	.5671 54		1	1
DIV. I NON-CONF.		5-3-1	.61111 88	0-1-0	58		132	59	.56922 58		1	1
TOTALS		RPI 1-25	RPI 26-50		W-L RECORDS		RPI 51-100		RPI 101-150		RPI 150+	
9-9-2		1-5-0	1-1-1		OVERALL		0-3-1		4-0-0		3-0-0	
6-4-1		1-2-0	0-0-0		HOME		0-2-1		3-0-0		2-0-0	
3-3-0		0-2-0	1-0-0		AWAY		0-1-0		1-0-0		1-0-0	
0-2-1		0-1-0	0-1-1		NEUTRAL		0-0-0		0-0-0		0-0-0	
5-3-1		0-0-0	0-1-1		NON-CONFERENCE		0-2-0		2-0-0		3-0-0	
4-1-0		0-0-0	0-0-0		HOME		0-1-0		2-0-0		2-0-0	
1-1-0		0-0-0	0-0-		AWAY		0-1-0		0-0-0		1-0-0	
0-1-1		0-0-0	0-1-1		NEUTRAL		0-0-0		0-0-0		0-0-0	
4-6-1		1-5-0	1-0-0		CONFERENCE		0-1-1		2-0-0		0-0-0	
2-3-1		1-2-0	0-0-0		HOME		0-1-1		1-0-0		0-0-0	
2-2-0		0-2-0	1-0-0		AWAY		0-0-0		1-0-0		0-0-0	
0-1-0		0-1-0	0-0-0		NEUTRAL		0-0-0		0-0-0		0-0-0	
RPI S	Opponent	Score	RPI S	Opponent	Score	RPI S	Opponent	Score	RPI S	Opponent	Score	
1 A	North Carolina	1 5	28 N	Va. Commonwealth	0 0	57 H	Maryland	0 0	107 A	North Carolina St.	3 1	
6 H	Florida St.	0 3	28 N	Va. Commonwealth	1 3	62 A	William & Mary	2 3	115 H	Furman	2 1	
6 N	Florida St.	0 4	44 A	Wake Forest	3 2	87 H	Middle Tenn.	0 1	120 H	Virginia Tech	1 0	
8 A	Virginia	1 2				100 H	Miami (Fla.)	0 1	145 H	Kennesaw St.	4 0	
10 H	Duke	1 0							157 H	South Carolina	1 0	
19 H	Boston College	1 2							202 H	Chattanooga	4 1	
									251 A	Wofford	1 0	
LAST 10 GAMES												
28 N	Va. Commonwealth	1 3	44 A	Wake Forest	3 2							
6 N	Florida St.	0 4	100 H	Miami (Fla.)	0 1							
6 H	Florida St.	0 3	8 A	Virginia	1 2							
107 A	North Carolina St.	3 1	120 H	Virginia Tech	1 0							
10 H	Duke	1 0	1 A	North Carolina	1 5							

Non-Div. I Games:

Clemson

Average RPI Win: 137		WON-LOST RECORD		WINNING PCT. RANK		LAST 10 GAMES		STRENGTH OF SCHEDULE		OPP. STRENGTH OF SCHEDULE		TEAM RPI		ADJ RPI		CONF. RPI		ADJ CONF. RPI	
DIV. I ONLY		11-7-2		.685		85		5-4-1		82		25		60		.56633		55	
DIV. I NON-CONF.		7-3-1		.68182		58		1-0-0		135		102		72		.55682		69	
TOTALS		RPI 1-25		RPI 26-50		W-L RECORDS		RPI 51-100		RPI 101-150		RPI 150+							
11-7-2		2-4-1		1-1-1		OVERALL		2-1-0		1-0-0		5-1-0							
6-2-0		1-0-0		0-1-0		HOME		2-1-0		0-0-0		3-0-0							
3-5-2		1-4-1		0-0-1		AWAY		0-0-0		0-0-0		2-1-0							
2-0-0		0-0-0		1-0-0		NEUTRAL		0-0-0		1-0-0		0-0-0							
7-3-1		1-1-0		1-1-1		NON-CONFERENCE		0-0-0		1-0-0		4-1-0							
2-1-0		0-0-0		0-1-0		HOME		0-0-0		0-0-0		2-0-0							
3-2-1		1-1-0		0-1-		AWAY		0-0-0		0-0-0		2-1-0							
2-0-0		0-0-0		1-0-0		NEUTRAL		0-0-0		1-0-0		0-0-0							
4-4-1		1-3-1		0-0-0		CONFERENCE		2-1-0		0-0-0		1-0-0							
4-1-0		1-0-0		0-0-0		HOME		2-1-0		0-0-0		1-0-0							
0-3-1		0-3-1		0-0-0		AWAY		0-0-0		0-0-0		0-0-0							
0-0-0		0-0-0		0-0-0		NEUTRAL		0-0-0		0-0-0		0-0-0							
RPI	S	Opponent		Score		RPI	S	Opponent		Score		RPI	S	Opponent		Score			
2	A	UCLA		0 0		28	N	Va. Commonwealth		1 0		116	N	Long Island		1 0			
9	A	California		0 3		44	H	Wake Forest		1 2		159	A	Nevada		0 3			
16	A	Southern California		0 2		46	A	Cal Poly		1 1		95	H	Oregon		1 0			
20	H	Arizona		2 1								168	H	Washington		1 0			
21	A	Vanderbilt		0 1								173	H	San Francisco		4 0			
23	A	Tennessee		3 2								274	H	Montana		2 1			
24	A	Stanford		0 1								275	A	Idaho St.		2 1			
												286	A	Idaho		1 0			
LAST 10 GAMES																			
168	H	Washington		1 0		20	H	Arizona		2 1									
95	H	Oregon		1 0		56	H	Arizona St.		2 4									
52	H	Oregon St.		1 0		9	A	California		0 3									
2	A	UCLA		0 0		24	A	Stanford		0 1									
16	A	Southern California		0 2		274	H	Montana		2 1									

Non-Div. I Games:

Washington St.

Average RPI Win:		104	WON-LOST RECORD		WINNING PCT. RANK		LAST 10 GAMES		STRENGTH OF SCHEDULE		OPP. STRENGTH OF SCHEDULE		TEAM RPI		ADJ RPI		CONF. RPI		ADJ CONF. RPI				
DIV. I ONLY			9-8-3		.525 138		4-4-2		45		8		58		.56607 56		2		2				
DIV. I NON-CONF.			5-4-2		.54545 134		0-0-1		76		21		69		.55557 71		2		2				
TOTALS		RPI 1-25		RPI 26-50		W-L RECORDS		RPI 51-100		RPI 101-150		RPI 150+											
9-8-3		1-5-1		0-2-0		OVERALL		5-1-1		1-0-1		2-0-0											
4-4-2		0-2-1		0-1-0		HOME		3-1-0		1-0-1		0-0-0											
3-4-0		1-3-0		0-1-0		AWAY		1-0-0		0-0-0		1-0-0											
2-0-1		0-0-0		0-0-0		NEUTRAL		1-0-1		0-0-0		1-0-0											
5-4-2		0-2-0		0-2-0		NON-CONFERENCE		3-0-1		1-0-1		1-0-0											
3-2-1		0-1-0		0-1-0		HOME		2-0-0		1-0-1		0-0-0											
0-2-0		0-1-0		0-0-		AWAY		0-0-0		0-0-0		0-0-0											
2-0-1		0-0-0		0-0-0		NEUTRAL		1-0-1		0-0-0		1-0-0											
4-4-1		1-3-1		0-0-0		CONFERENCE		2-1-0		0-0-0		1-0-0											
1-2-1		0-1-1		0-0-0		HOME		1-1-0		0-0-0		0-0-0											
3-2-0		1-2-0		0-0-0		AWAY		1-0-0		0-0-0		1-0-0											
0-0-0		0-0-0		0-0-0		NEUTRAL		0-0-0		0-0-0		0-0-0											
RPI	S	Opponent		Score		RPI	S	Opponent		Score		RPI	S	Opponent		Score							
2	A	UCLA		1 2		27	A	Dartmouth		1 2		52	H	Oregon St.		0 1		114	H	San Diego 2 2			
7	A	Santa Clara		0 2		49	H	UNLV		1 2		55	A	Washington St.		4 2		146	H	UC Irvine 3 2			
9	H	California		0 1								76	H	UC Santa Barb.		1 0		168	A	Washington 3 0			
16	A	Southern California		0 1								79	N	Villanova		1 1		188	N	Syracuse 3 1			
18	H	Brigham Young		1 3								86	H	Weber St.		5 2							
20	A	Arizona		2 1								95	H	Oregon		3 0							
24	H	Stanford		0 0								99	N	Auburn		4 1							
						LAST 10 GAMES																	
						2 A UCLA 1 2						55 A Washington St. 4 2											
						16 A Southern California 0 1						168 A Washington 3 0											
						20 A Arizona 2 1						95 H Oregon 3 0											
						9 H California 0 1						52 H Oregon St. 0 1											
						24 H Stanford 0 0						114 H San Diego 2 2											

Non-Div. I Games:

Arizona St.

Average RPI Win:	78	WON-LOST	WINNING	LAST 10	STRENGTH OF	OPP. STRENGTH	TEAM	ADJ	CONF.	ADJ CONF.			
Average RPI Loss:	22	RECORD	PCT. RANK	GAMES	SCHEDULE	OF SCHEDULE	RPI	RPI	RPI	RPI			
DIV. I ONLY		5-11-3	.34211	228	3-6-1	1	12	56	.5648	57	1	1	
DIV. I NON-CONF.		2-5-1	.3125	240	0-0-0	2	46	58	.56746	60	1	1	
<hr/>													
TOTALS	RPI 1-25	RPI 26-50		W-L RECORDS		RPI 51-100		RPI 101-150		RPI 150+			
5-11-3	1-9-0	1-0-0		OVERALL		1-2-1		2-0-1		0-0-1			
5-4-2	1-3-0	1-0-0		HOME		1-1-0		2-0-1		0-0-1			
0-5-1	0-4-0	0-0-0		AWAY		0-1-1		0-0-0		0-0-0			
0-2-0	0-2-0	0-0-0		NEUTRAL		0-0-0		0-0-0		0-0-0			
<hr/>													
2-5-1	0-4-0	0-0-0		NON-CONFERENCE		1-1-0		1-0-0		0-0-1			
2-3-1	0-2-0	0-0-0		HOME		1-1-0		1-0-0		0-0-1			
0-1-0	0-1-0	0-0-		AWAY		0-0-0		0-0-0		0-0-0			
0-1-0	0-1-0	0-0-0		NEUTRAL		0-0-0		0-0-0		0-0-0			
<hr/>													
3-6-2	1-5-0	1-0-0		CONFERENCE		0-1-1		1-0-1		0-0-0			
3-1-1	1-1-0	1-0-0		HOME		0-0-0		1-0-1		0-0-0			
0-4-1	0-3-0	0-0-0		AWAY		0-1-1		0-0-0		0-0-0			
0-1-0	0-1-0	0-0-0		NEUTRAL		0-0-0		0-0-0		0-0-0			
<hr/>													
RPI	S	Opponent	Score	RPI	S	Opponent	Score	RPI	S	Opponent	Score		
1	H	North Carolina	0 4	44	H	Wake Forest	1 0	54	A	Clemson	0 0	107 H North Carolina St.	2 1
1	N	North Carolina	1 3					79	H	Villanova	0 2	120 H Virginia Tech	0 0
3	H	Penn St.	0 3					96	H	Rhode Island	4 0	123 H Rutgers	1 0
5	A	Notre Dame	0 6					100	A	Miami (Fla.)	0 2	158 H Towson	0 0
6	A	Florida St.	1 3										
8	A	Virginia	0 2										
10	A	Duke	0 1										
13	H	Yale	0 1										
17	N	Connecticut	1 2										
19	H	Boston College	2 1										
<hr/>													
LAST 10 GAMES													
1	N	North Carolina	1 3	107	H	North Carolina St.	2 1						
19	H	Boston College	2 1	100	A	Miami (Fla.)	0 2						
8	A	Virginia	0 2	6	A	Florida St.	1 3						
120	H	Virginia Tech	0 0	1	H	North Carolina	0 4						
10	A	Duke	0 1	44	H	Wake Forest	1 0						

Non-Div. I Games:

Maryland

Average RPI Win: 191		WON-LOST	WINNING	LAST 10	STRENGTH OF		OPP. STRENGTH	TEAM	ADJ	CONF.	ADJ CONF.
Average RPI Loss: 44		RECORD	PCT. RANK	GAMES	SCHEDULE		OF SCHEDULE	RPI	RPI	RPI	RPI
DIV. I ONLY		14-5-2	.71429	34	109		136	51	.56328	58	18
DIV. I NON-CONF.		4-4-1	.5	141	68		72	89	.53872	92	20
TOTALS		RPI 1-25	RPI 26-50		W-L RECORDS		RPI 51-100		RPI 101-150		RPI 150+
14-5-2	0-2-0	0-1-0		OVERALL		1-2-1		3-0-0		10-0-1	
6-1-2	0-0-0	0-1-0		HOME		0-0-1		1-0-0		5-0-1	
6-2-0	0-1-0	0-0-0		AWAY		1-1-0		2-0-0		3-0-0	
2-2-0	0-1-0	0-0-0		NEUTRAL		0-1-0		0-0-0		2-0-0	
4-4-1	0-2-0	0-1-0		NON-CONFERENCE		0-1-0		2-0-0		2-0-1	
2-1-1	0-0-0	0-1-0		HOME		0-0-0		1-0-0		1-0-1	
1-2-0	0-1-0	0-0-		AWAY		0-1-0		1-0-0		0-0-0	
1-1-0	0-1-0	0-0-0		NEUTRAL		0-0-0		0-0-0		1-0-0	
10-1-1	0-0-0	0-0-0		CONFERENCE		1-1-1		1-0-0		8-0-0	
4-0-1	0-0-0	0-0-0		HOME		0-0-1		0-0-0		4-0-0	
5-0-0	0-0-0	0-0-0		AWAY		1-0-0		1-0-0		3-0-0	
1-1-0	0-0-0	0-0-0		NEUTRAL		0-1-0		0-0-0		1-0-0	
RPI S	Opponent	Score		RPI S	Opponent	Score		RPI S	Opponent	Score	
1 A	North Carolina	0	6	44 H	Wake Forest	1	5	70 A	Western Caro.	2	1
10 N	Duke	0	2					70 N	Western Caro.	0	2
								89 H	UNC Greensboro	2	2
								97 A	Northwestern	0	3
								115 A	Furman	3	0
								129 A	Charlotte	2	1
								137 H	UNC Wilmington	1	0
								155 N	Kent St.	3	0
								174 H	Colorado Col.	2	2
								179 H	Appalachian St.	4	1
								181 H	Col. of Charleston	2	1
								202 A	Chattanooga	1	0
								221 H	Elon	1	0
								221 N	Elon	2	0
								240 H	Winthrop	3	0
								251 A	Wofford	1	0
								287 H	Ga. Southern	3	0
								288 A	Citadel	5	0
LAST 10 GAMES											
				70 N	Western Caro.	0	2	251 A	Wofford	1	0
				221 N	Elon	2	0	240 H	Winthrop	3	0
				70 A	Western Caro.	2	1	115 A	Furman	3	0
				181 H	Col. of Charleston	2	1	288 A	Citadel	5	0
				89 H	UNC Greensboro	2	2	179 H	Appalachian St.	4	1

Non-Div. I Games:

Davidson

Average RPI Win:		180	WON-LOST RECORD		WINNING PCT. RANK	LAST 10 GAMES		STRENGTH OF SCHEDULE		OPP. STRENGTH OF SCHEDULE	TEAM RPI	ADJ RPI	CONF. RPI	ADJ CONF. RPI			
Average RPI Loss:		50															
DIV. I ONLY			12-5-5		.65909	56	6-2-2		85		112	57	.56273	59	20	20	
DIV. I NON-CONF.			4-5-3		.45833	167	1-2-1		27		40	61	.56814	59	18	18	
TOTALS		RPI 1-25		RPI 26-50		W-L RECORDS		RPI 51-100		RPI 101-150		RPI 150+					
12-5-5		0-2-1		0-1-2		OVERALL		3-2-1		1-0-1		8-0-0					
6-0-3		0-0-1		0-0-1		HOME		1-0-0		1-0-1		4-0-0					
4-3-0		0-2-0		0-1-0		AWAY		2-0-0		0-0-0		2-0-0					
2-2-2		0-0-0		0-0-1		NEUTRAL		0-2-1		0-0-0		2-0-0					
4-5-3		0-2-1		0-1-2		NON-CONFERENCE		2-2-0		1-0-0		1-0-0					
3-0-2		0-0-1		0-0-1		HOME		1-0-0		1-0-0		1-0-0					
1-3-0		0-2-0		0-0-		AWAY		1-0-0		0-0-0		0-0-0					
0-2-1		0-0-0		0-0-1		NEUTRAL		0-2-0		0-0-0		0-0-0					
8-0-2		0-0-0		0-0-0		CONFERENCE		1-0-1		0-0-1		7-0-0					
3-0-1		0-0-0		0-0-0		HOME		0-0-0		0-0-1		3-0-0					
3-0-0		0-0-0		0-0-0		AWAY		1-0-0		0-0-0		2-0-0					
2-0-1		0-0-0		0-0-0		NEUTRAL		0-0-1		0-0-0		2-0-0					
RPI	S	Opponent		Score		RPI	S	Opponent		Score		RPI	S	Opponent		Score	
15	A	Marquette		0	1	36	H	Illinois		0	0	73	A	UCF		1	0
15	H	Marquette		0	0	37	A	Wisconsin		0	4	78	N	Colgate		0	1
22	A	Florida		0	2	42	N	Purdue		0	0	82	H	Drake		4	2
												91	A	Detroit		2	1
												91	N	Detroit		0	0
												97	N	Northwestern		0	1
														110 H Illinois St.		1	0
														150 H Wright St.		1	1
														163 H Loyola (Ill.)		1	0
														174 H Colorado Col.		1	0
														186 A Wis.-Green Bay		2	1
														198 A Butler		1	0
														198 N Butler		1	0
														294 H Cleveland St.		3	0
														294 N Cleveland St.		8	0
														299 H Youngstown St.		7	0
LAST 10 GAMES																	
						15	A	Marquette		0	1	174	H	Colorado Col.		1	0
						42	N	Purdue		0	0	97	N	Northwestern		0	1
						91	N	Detroit		0	0	163	H	Loyola (Ill.)		1	0
						198	N	Butler		1	0	91	A	Detroit		2	1
						294	N	Cleveland St.		8	0	299	H	Youngstown St.		7	0

Non-Div. I Games:

Wis.-Milwaukee

Average RPI Win:	137	WON-LOST RECORD	WINNING PCT. RANK	LAST 10 GAMES	STRENGTH OF SCHEDULE	OPP. STRENGTH OF SCHEDULE	TEAM RPI	ADJ RPI	CONF. RPI	ADJ CONF. RPI					
DIV. I ONLY		8-6-2	.5625	110	7-3-0	62	42	65	.56152	60	7	7			
DIV. I NON-CONF.		3-4-2	.44444	176	2-1-0	110	11	115	.51774	113	9	9			
<hr/>															
TOTALS	RPI 1-25	RPI 26-50		W-L RECORDS		RPI 51-100		RPI 101-150		RPI 150+					
8-6-2	0-3-1	1-0-1		OVERALL		2-1-0		2-1-0		3-1-0					
5-2-0	0-2-0	0-0-0		HOME		1-0-0		1-0-0		3-0-0					
3-3-2	0-0-1	1-0-1		AWAY		1-1-0		1-1-0		0-1-0					
0-1-0	0-1-0	0-0-0		NEUTRAL		0-0-0		0-0-0		0-0-0					
<hr/>															
3-4-2	0-2-1	0-0-1		NON-CONFERENCE		1-1-0		0-1-0		2-0-0					
3-1-0	0-1-0	0-0-0		HOME		1-0-0		0-0-0		2-0-0					
0-2-2	0-0-1	0-1-		AWAY		0-1-0		0-1-0		0-0-0					
0-1-0	0-1-0	0-0-0		NEUTRAL		0-0-0		0-0-0		0-0-0					
<hr/>															
5-2-0	0-1-0	1-0-0		CONFERENCE		1-0-0		2-0-0		1-1-0					
2-1-0	0-1-0	0-0-0		HOME		0-0-0		1-0-0		1-0-0					
3-1-0	0-0-0	1-0-0		AWAY		1-0-0		1-0-0		0-1-0					
0-0-0	0-0-0	0-0-0		NEUTRAL		0-0-0		0-0-0		0-0-0					
<hr/>															
RPI S	Opponent	Score		RPI S	Opponent	Score		RPI S	Opponent	Score		RPI S	Opponent	Score	
2 N	UCLA	0	1	27 A	Dartmouth	2	0	64 A	Harvard	2	1	121 A	Penn	3	2
13 H	Yale	1	2	43 A	Boston U.	2	2	72 H	Loyola Marymount	2	1	123 A	Rutgers	1	2
17 A	Connecticut	1	1					100 A	Miami (Fla.)	0	3	125 H	Columbia	2	1
20 H	Arizona	1	2									171 A	Brown	1	2
												184 H	Cornell	4	1
												243 H	La Salle	4	0
												262 H	Rider	4	0
<hr/>															
				LAST 10 GAMES											
				121 A Penn				3	2	123 A Rutgers				1	2
				125 H Columbia				2	1	171 A Brown				1	2
				184 H Cornell				4	1	243 H La Salle				4	0
				262 H Rider				4	0	27 A Dartmouth				2	0
				64 A Harvard				2	1	13 H Yale				1	2

Non-Div. I Games:

Princeton

Average RPI Win:	164	WON-LOST RECORD	WINNING PCT. RANK	LAST 10 GAMES	STRENGTH OF SCHEDULE	OPP. STRENGTH OF SCHEDULE	TEAM RPI	ADJ RPI	CONF. RPI	ADJ CONF. RPI		
DIV. I ONLY		14-7-1	.65909	56	7-2-1	120	57	64	.56044	61	10	9
DIV. I NON-CONF.		7-6-0	.53846	140	0-1-0	124	34	100	.53135	100	10	10
<hr/>												
TOTALS	RPI 1-25	RPI 26-50		W-L RECORDS		RPI 51-100		RPI 101-150		RPI 150+		
14-7-1	0-5-1	2-0-0		OVERALL		1-1-0		4-1-0		7-0-0		
8-2-0	0-2-0	1-0-0		HOME		0-0-0		4-0-0		3-0-0		
5-3-1	0-2-1	1-0-0		AWAY		1-1-0		0-0-0		3-0-0		
1-2-0	0-1-0	0-0-0		NEUTRAL		0-0-0		0-1-0		1-0-0		
7-6-0	0-5-0	1-0-0		NON-CONFERENCE		0-1-0		1-0-0		5-0-0		
4-2-0	0-2-0	1-0-0		HOME		0-0-0		1-0-0		2-0-0		
3-3-0	0-2-0	0-0-		AWAY		0-1-0		0-0-0		3-0-0		
0-1-0	0-1-0	0-0-0		NEUTRAL		0-0-0		0-0-0		0-0-0		
7-1-1	0-0-1	1-0-0		CONFERENCE		1-0-0		3-1-0		2-0-0		
4-0-0	0-0-0	0-0-0		HOME		0-0-0		3-0-0		1-0-0		
2-0-1	0-0-1	1-0-0		AWAY		1-0-0		0-0-0		0-0-0		
1-1-0	0-0-0	0-0-0		NEUTRAL		0-0-0		0-1-0		1-0-0		
RPI	S	Opponent	Score	RPI	S	Opponent	Score	RPI	S	Opponent	Score	
9	H	California	0 1	42	H	Purdue	2 1	69	A	San Diego St.	2 1	
11	A	Pepperdine	0 1	49	A	UNLV	1 0	72	A	Loyola Marymount	0 1	
12	N	Cal St. Fullerton	0 4									
18	A	Brigham Young	1 1									
20	A	Arizona	0 1									
20	H	Arizona	0 1									
				</								

Non-Div. I Games:

Utah

Average RPI Win:		144	WON-LOST RECORD		WINNING PCT. RANK		LAST 10 GAMES		STRENGTH OF SCHEDULE		OPP. STRENGTH OF SCHEDULE		TEAM RPI		ADJ RPI		CONF. RPI		ADJ CONF. RPI								
DIV. I ONLY			7-4-9		.575	105		4-2-4		56		71		61		.56021		62		11		11					
DIV. I NON-CONF.			2-1-5		.5625	115		0-0-0		49		17		52		.57703		52		11		11					
TOTALS		RPI 1-25		RPI 26-50		W-L RECORDS		RPI 51-100		RPI 101-150		RPI 150+															
7-4-9		0-0-2		0-2-2		OVERALL		1-1-1		3-0-3		3-1-1															
5-1-4		0-0-1		0-1-1		HOME		1-0-0		2-0-1		2-0-1															
2-3-3		0-0-0		0-1-1		AWAY		0-1-1		1-0-1		1-1-0															
0-0-2		0-0-1		0-0-0		NEUTRAL		0-0-0		0-0-1		0-0-0															
2-1-5		0-0-2		0-1-1		NON-CONFERENCE		1-0-0		0-0-2		1-0-0															
1-1-3		0-0-1		0-1-1		HOME		1-0-0		0-0-1		0-0-0															
1-0-0		0-0-0		0-0-		AWAY		0-0-0		0-0-0		1-0-0															
0-0-2		0-0-1		0-0-0		NEUTRAL		0-0-0		0-0-1		0-0-0															
5-3-4		0-0-0		0-1-1		CONFERENCE		0-1-1		3-0-1		2-1-1															
4-0-1		0-0-0		0-0-0		HOME		0-0-0		2-0-0		2-0-1															
1-3-3		0-0-0		0-1-1		AWAY		0-1-1		1-0-1		0-1-0															
0-0-0		0-0-0		0-0-0		NEUTRAL		0-0-0		0-0-0		0-0-0															
RPI	S	Opponent			Score		RPI	S	Opponent			Score		RPI	S	Opponent			Score								
10	H	Duke			1	1	27	H	Dartmouth			1	2	53	A	James Madison			1	1							
23	N	Tennessee			1	1	28	A	Va. Commonwealth			1	1	54	H	Clemson			3	2	103	A	Delaware			1	1
							30	H	West Virginia			0	0	75	A	Old Dominion			0	1	103	H	Delaware			2	1
							33	A	Hofstra			0	3								124	H	Wyoming			1	1
																					126	N	Dayton			1	1
																					137	A	UNC Wilmington			1	0
																					141	H	George Mason			3	0
																					158	H	Towson			0	0
																					177	A	Cincinnati			2	1
																					178	H	Georgia St.			5	1
																					190	A	Northeastern			0	1
																					218	H	Drexel			2	0
							LAST 10 GAMES																				
							103	A	Delaware			1	1	190	A	Northeastern			0	1							
							141	H	George Mason			3	0	33	A	Hofstra			0	3							
							158	H	Towson			0	0	103	H	Delaware			2	1							
							28	A	Va. Commonwealth			1	1	218	H	Drexel			2	0							
							53	A	James Madison			1	1	137	A	UNC Wilmington			1	0							

Non-Div. I Games:

William & Mary

Average RPI Win: 156		WON-LOST RECORD	WINNING PCT. RANK	LAST 10 GAMES	STRENGTH OF SCHEDULE	OPP. STRENGTH OF SCHEDULE	TEAM RPI	ADJ RPI	CONF. RPI	ADJ CONF. RPI	
Average RPI Loss: 62											
DIV. I ONLY		13-7-1	.64286 67	7-2-1	86	113	63	.55992 63	12	12	
DIV. I NON-CONF.		4-5-0	.44444 176	0-1-0	52	81	97	.53457 98	12	12	
<hr/>											
TOTALS		RPI 1-25	RPI 26-50		W-L RECORDS		RPI 51-100		RPI 101-150		RPI 150+
13-7-1		0-2-0	3-3-0		OVERALL		1-1-0		4-0-0		5-1-1
11-1-1		0-1-0	2-0-0		HOME		1-0-0		4-0-0		4-0-1
2-5-0		0-0-0	1-3-0		AWAY		0-1-0		0-0-0		1-1-0
0-1-0		0-1-0	0-0-0		NEUTRAL		0-0-0		0-0-0		0-0-0
4-5-0		0-2-0	0-3-0		NON-CONFERENCE		1-0-0		1-0-0		2-0-0
4-1-0		0-1-0	0-0-0		HOME		1-0-0		1-0-0		2-0-0
0-3-0		0-0-0	0-0-		AWAY		0-0-0		0-0-0		0-0-0
0-1-0		0-1-0	0-0-0		NEUTRAL		0-0-0		0-0-0		0-0-0
9-2-1		0-0-0	3-0-0		CONFERENCE		0-1-0		3-0-0		3-1-1
7-0-1		0-0-0	2-0-0		HOME		0-0-0		3-0-0		2-0-1
2-2-0		0-0-0	1-0-0		AWAY		0-1-0		0-0-0		1-1-0
0-0-0		0-0-0	0-0-0		NEUTRAL		0-0-0		0-0-0		0-0-0
RPI	S	Opponent		Score		RPI	S	Opponent		Score	
9	N	California		0 2		31	H	UTEP		3 1	
25	H	St. Louis		1 3		31	H	UTEP		3 0	
						34	A	Texas		1 2	
						35	A	Southern Methodist		2 1	
						40	A	Nebraska		1 3	
						41	A	North Texas		0 1	
<hr/>											
LAST 10 GAMES											
9	N	California		0 2		73	A	UCF		0 3	
31	H	UTEP		3 0		31	H	UTEP		3 1	
144	H	East Caro.		2 0		254	H	Tulane		3 1	
117	H	UAB		1 0		189	H	Houston		1 1	
247	A	Southern Miss.		2 0		35	A	Southern Methodist		2 1	

Non-Div. I Games:

Rice

Average RPI Win: 155		WON-LOST	WINNING	LAST 10	STRENGTH OF		OPP. STRENGTH	TEAM	ADJ		CONF.	ADJ CONF.			
Average RPI Loss: 30		RECORD	PCT. RANK	GAMES	SCHEDULE		OF SCHEDULE	RPI	RPI		RPI	RPI			
DIV. I ONLY		8-5-3	.59375	97	4-3-3		54	95	59	.55878	64	7	7		
DIV. I NON-CONF.		6-2-1	.72222	43	2-0-1		82	96	41	.58604	40	9	9		
TOTALS		RPI 1-25	RPI 26-50		W-L RECORDS		RPI 51-100		RPI 101-150		RPI 150+				
8-5-3		0-2-0	1-2-0		OVERALL		0-1-1		3-0-1		4-0-1				
3-2-3		0-0-0	1-1-0		HOME		0-1-1		1-0-1		1-0-1				
5-3-0		0-2-0	0-1-0		AWAY		0-0-0		2-0-0		3-0-0				
0-0-0		0-0-0	0-0-0		NEUTRAL		0-0-0		0-0-0		0-0-0				
6-2-1		0-1-0	1-1-0		NON-CONFERENCE		0-0-1		2-0-0		3-0-0				
3-0-1		0-0-0	1-0-0		HOME		0-0-1		1-0-0		1-0-0				
3-2-0		0-1-0	0-0-		AWAY		0-0-0		1-0-0		2-0-0				
0-0-0		0-0-0	0-0-0		NEUTRAL		0-0-0		0-0-0		0-0-0				
2-3-2		0-1-0	0-1-0		CONFERENCE		0-1-0		1-0-1		1-0-1				
0-2-2		0-0-0	0-1-0		HOME		0-1-0		0-0-1		0-0-1				
2-1-0		0-1-0	0-0-0		AWAY		0-0-0		1-0-0		1-0-0				
0-0-0		0-0-0	0-0-0		NEUTRAL		0-0-0		0-0-0		0-0-0				
RPI S	Opponent	Score		RPI S	Opponent	Score		RPI S	Opponent	Score		RPI S	Opponent	Score	
13 A	Yale	1	2	27 H	Dartmouth	0	1	60 H	Princeton	1	2	121 H	Penn	0	0
19 A	Boston College	0	2	32 A	Central Conn. St.	0	1	96 H	Rhode Island	0	0	125 A	Columbia	1	0
				43 H	Boston U.	1	0					132 H	Ohio St.	1	0
												138 A	Binghamton	1	0
												160 H	Miami (Ohio)	1	0
												171 H	Brown	0	0
												184 A	Cornell	3	0
												188 A	Syracuse	1	0
												267 A	Holy Cross	3	0
LAST 10 GAMES															
				125 A	Columbia	1	0	96 H	Rhode Island	0	0				
				27 H	Dartmouth	0	1	184 A	Cornell	3	0				
				60 H	Princeton	1	2	13 A	Yale	1	2				
				267 A	Holy Cross	3	0	121 H	Penn	0	0				
				171 H	Brown	0	0	43 H	Boston U.	1	0				

Non-Div. I Games:

Harvard

Average RPI Win:	120	WON-LOST RECORD	WINNING PCT. RANK	LAST 10 GAMES	STRENGTH OF SCHEDULE	OPP. STRENGTH OF SCHEDULE	TEAM RPI	ADJ RPI	CONF. RPI	ADJ CONF. RPI	
DIV. I ONLY		11-7-3	.59524 92	5-4-1	90	45	70	.55724 65	6	6	
DIV. I NON-CONF.		5-3-2	.6 92	0-1-0	107	71	82	.54707 82	5	5	
<hr/>											
TOTALS	RPI 1-25	RPI 26-50		W-L RECORDS	RPI 51-100		RPI 101-150		RPI 150+		
11-7-3	1-1-0	3-4-0		OVERALL	2-0-2		1-2-0		4-0-1		
6-2-1	0-0-0	2-1-0		HOME	1-0-1		1-1-0		2-0-0		
4-3-2	1-0-0	1-2-0		AWAY	0-0-1		0-1-0		2-0-1		
1-2-0	0-1-0	0-1-0		NEUTRAL	1-0-0		0-0-0		0-0-0		
<hr/>											
5-3-2	0-1-0	1-1-0		NON-CONFERENCE	1-0-1		0-1-0		3-0-1		
3-1-0	0-0-0	1-0-0		HOME	0-0-0		0-1-0		2-0-0		
1-1-2	0-0-0	0-0-		AWAY	0-0-1		0-0-0		1-0-1		
1-1-0	0-1-0	0-0-0		NEUTRAL	1-0-0		0-0-0		0-0-0		
<hr/>											
6-4-1	1-0-0	2-3-0		CONFERENCE	1-0-1		1-1-0		1-0-0		
3-1-1	0-0-0	1-1-0		HOME	1-0-1		1-0-0		0-0-0		
3-2-0	1-0-0	1-1-0		AWAY	0-0-0		0-1-0		1-0-0		
0-1-0	0-0-0	0-1-0		NEUTRAL	0-0-0		0-0-0		0-0-0		
<hr/>											
RPI S	Opponent	Score		RPI S	Opponent	Score		RPI S	Opponent	Score	
4 N	Portland	0	5	26 A	Mississippi	0	2	68 H	Kansas	3	1
14 A	Texas A&M	1	0	29 A	Colorado	0	4	81 H	Missouri	1	1
				34 H	Texas	1	2	82 A	Drake	1	1
				34 N	Texas	0	1	88 N	Creighton	2	1
				40 A	Nebraska	2	0				
				42 H	Purdue	1	0				
				50 H	Oklahoma	3	0				

Non-Div. I Games:

Iowa St.

Average RPI Win: 161		WON-LOST RECORD	WINNING PCT. RANK		LAST 10 GAMES	STRENGTH OF SCHEDULE	OPP. STRENGTH OF SCHEDULE	TEAM RPI	ADJ RPI	CONF. RPI	ADJ CONF. RPI												
Average RPI Loss: 54																							
DIV. I ONLY		12-6-2	.65	65	5-4-1	107	76	66	.55691	66	8	8											
DIV. I NON-CONF.		6-1-1	.8125	25	0-0-0	186	112	60	.56718	61	7	7											
<hr/>																							
TOTALS		RPI 1-25		RPI 26-50		W-L RECORDS		RPI 51-100		RPI 101-150		RPI 150+											
12-6-2		1-3-1		0-1-0		OVERALL		2-1-0		0-0-1		9-1-0											
8-3-0		0-2-0		0-1-0		HOME		1-0-0		0-0-0		7-0-0											
4-2-1		1-0-0		0-0-0		AWAY		1-1-0		0-0-1		2-1-0											
0-1-1		0-1-1		0-0-0		NEUTRAL		0-0-0		0-0-0		0-0-0											
6-1-1		0-0-1		0-0-0		NON-CONFERENCE		1-1-0		0-0-0		5-0-0											
5-0-0		0-0-0		0-0-0		HOME		1-0-0		0-0-0		4-0-0											
1-1-0		0-0-0		0-0-		AWAY		0-1-0		0-0-0		1-0-0											
0-0-1		0-0-1		0-0-0		NEUTRAL		0-0-0		0-0-0		0-0-0											
6-5-1		1-3-0		0-1-0		CONFERENCE		1-0-0		0-0-1		4-1-0											
3-3-0		0-2-0		0-1-0		HOME		0-0-0		0-0-0		3-0-0											
3-1-1		1-0-0		0-0-0		AWAY		1-0-0		0-0-1		1-1-0											
0-1-0		0-1-0		0-0-0		NEUTRAL		0-0-0		0-0-0		0-0-0											
RPI	S	Opponent		Score		RPI	S	Opponent		Score		RPI	S	Opponent		Score							
16	N	Southern California		1	1	26	H	Mississippi		0	1	72	A	Loyola Marymount		0	1	135	A	Kentucky		0	0
21	A	Vanderbilt		2	1							87	H	Middle Tenn.		2	0	156	H	Mississippi St.		3	1
21	N	Vanderbilt		0	2							99	A	Auburn		1	0	157	H	South Carolina		3	0
22	H	Florida		0	2													161	A	LSU		0	1
23	H	Tennessee		0	1													175	H	Alabama		2	0
																		178	A	Georgia St.		3	0
																		181	H	Col. of Charleston		3	1
																		183	A	Arkansas		1	0
																		197	H	Pittsburgh		2	0
																		208	H	La.-Monroe		5	0
																		287	H	Ga. Southern		6	0
LAST 10 GAMES																							
						21	N	Vanderbilt		0	2	135	A	Kentucky		0	0						
						23	H	Tennessee		0	1	183	A	Arkansas		1	0						
						99	A	Auburn		1	0	161	A	LSU		0	1						
						175	H	Alabama		2	0	22	H	Florida		0	2						
						21	A	Vanderbilt		2	1	157	H	South Carolina		3	0						

Non-Div. I Games:

Georgia

Average RPI Win: 128		WON-LOST	WINNING	LAST 10	STRENGTH OF		OPP. STRENGTH	TEAM	ADJ		CONF.	ADJ CONF.
Average RPI Loss: 60		RECORD	PCT. RANK	GAMES	SCHEDULE		OF SCHEDULE	RPI	RPI		RPI	RPI
DIV. I ONLY		8-9-4	.47619	160	27		29	69	.55655		67	5
DIV. I NON-CONF.		4-2-2	.625	77	54		58	45	.58354		45	4
TOTALS		RPI 1-25	RPI 26-50		W-L RECORDS		RPI 51-100		RPI 101-150		RPI 150+	
8-9-4		0-2-2	2-4-1		OVERALL		1-0-1		3-2-0		2-1-0	
5-4-3		0-1-2	2-2-1		HOME		1-0-0		2-1-0		0-0-0	
3-5-1		0-1-0	0-2-0		AWAY		0-0-1		1-1-0		2-1-0	
0-0-0		0-0-0	0-0-0		NEUTRAL		0-0-0		0-0-0		0-0-0	
4-2-2		0-1-1	1-0-0		NON-CONFERENCE		0-0-1		2-0-0		1-1-0	
2-0-1		0-0-1	1-0-0		HOME		0-0-0		1-0-0		0-0-0	
2-2-1		0-1-0	0-0-		AWAY		0-0-1		1-0-0		1-1-0	
0-0-0		0-0-0	0-0-0		NEUTRAL		0-0-0		0-0-0		0-0-0	
4-7-2		0-1-1	1-4-1		CONFERENCE		1-0-0		1-2-0		1-0-0	
3-4-2		0-1-1	1-2-1		HOME		1-0-0		1-1-0		0-0-0	
1-3-0		0-0-0	0-2-0		AWAY		0-0-0		0-1-0		1-0-0	
0-0-0		0-0-0	0-0-0		NEUTRAL		0-0-0		0-0-0		0-0-0	
RPI S	Opponent	Score	RPI S	Opponent	Score	RPI S	Opponent	Score	RPI S	Opponent	Score	
3	H Penn St.	2 4	34	H Texas	3 2	68	A Kansas	1 1	104	A Indiana	1 2	
3	H Penn St.	3 3	36	A Illinois	2 3	97	H Northwestern	3 2	112	H Minnesota	0 1	
5	A Notre Dame	0 3	36	H Illinois	2 1				118	A Oakland	3 2	
14	H Texas A&M	1 1	37	H Wisconsin	1 2				131	H Western Mich.	5 3	
			37	H Wisconsin	1 3				132	H Ohio St.	4 2	
			39	H Michigan St.	0 0				160	A Miami (Ohio)	0 1	
			42	A Purdue	0 1				203	A Iowa	4 1	
									270	A Ohio	3 1	
LAST 10 GAMES												
			37	H Wisconsin	1 3	112	H Minnesota	0 1				
			36	H Illinois	2 1	3	H Penn St.	2 4				
			3	H Penn St.	3 3	203	A Iowa	4 1				
			39	H Michigan St.	0 0	36	A Illinois	2 3				
			97	H Northwestern	3 2	37	H Wisconsin	1 2				

Non-Div. I Games:

Michigan

K
a
n
s
a
s

Kansas

Average RPI Win:		122	WON-LOST RECORD		WINNING PCT. RANK		LAST 10 GAMES		STRENGTH OF SCHEDULE		OPP. STRENGTH OF SCHEDULE		TEAM RPI		ADJ RPI		CONF. RPI		ADJ CONF. RPI				
DIV. I ONLY		11-9-2		.54545		127		4-4-2		65		61		71		.55371		69		10		9	
DIV. I NON-CONF.		8-5-0		.61538		85		1-0-0		94		45		65		.55971		65		10		10	
TOTALS		RPI 1-25		RPI 26-50		W-L RECORDS		RPI 51-100		RPI 101-150		RPI 150+											
11-9-2		2-1-1		1-4-0		OVERALL		0-2-0		5-1-1		3-1-0											
4-3-1		0-0-1		0-0-0		HOME		0-2-0		3-0-0		1-1-0											
5-5-1		1-0-0		0-4-0		AWAY		0-0-0		2-1-1		2-0-0											
2-1-0		1-1-0		1-0-0		NEUTRAL		0-0-0		0-0-0		0-0-0											
8-5-0		1-1-0		1-2-0		NON-CONFERENCE		0-1-0		4-0-0		2-1-0											
4-2-0		0-0-0		0-0-0		HOME		0-1-0		3-0-0		1-1-0											
3-2-0		1-0-0		0-0-		AWAY		0-0-0		1-0-0		1-0-0											
1-1-0		0-1-0		1-0-0		NEUTRAL		0-0-0		0-0-0		0-0-0											
3-4-2		1-0-1		0-2-0		CONFERENCE		0-1-0		1-1-1		1-0-0											
0-1-1		0-0-1		0-0-0		HOME		0-1-0		0-0-0		0-0-0											
2-3-1		0-0-0		0-2-0		AWAY		0-0-0		1-1-1		1-0-0											
1-0-0		1-0-0		0-0-0		NEUTRAL		0-0-0		0-0-0		0-0-0											
RPI	S	Opponent		Score		RPI	S	Opponent		Score		RPI	S	Opponent		Score		RPI	S	Opponent		Score	
4	N	Portland		0	3	38	N	UC Riverside		1	0	61	H	Utah		1	2	101	H	Pacific		1	0
12	A	Cal St. Fullerton		2	0	40	A	Nebraska		2	3	93	H	Cal St. Northridge		1	2	114	H	San Diego		2	0
18	H	Brigham Young		1	1	45	A	Long Beach St.		0	1							119	A	New Mexico		1	1
18	N	Brigham Young		2	0	49	A	UNLV		0	3							124	A	Wyoming		0	1
						49	A	UNLV		1	2							143	A	TCU		3	0
																		146	A	UC Irvine		2	0
																		149	H	Hawaii		2	1
																		168	A	Washington		1	0
																		199	H	Northern Ariz.		2	1
																		241	H	George Washington		0	1
																		256	A	Air Force		3	1
						LAST 10 GAMES																	
						49	A	UNLV		1	2	143	A	TCU		3	0						
						18	N	Brigham Young		2	0	119	A	New Mexico		1	1						
						49	A	UNLV		0	3	256	A	Air Force		3	1						
						18	H	Brigham Young		1	1	124	A	Wyoming		0	1						
						61	H	Utah		1	2	149	H	Hawaii		2	1						

Non-Div. I Games:

San Diego St.

Average RPI Win: 198		WON-LOST RECORD		WINNING PCT. RANK		LAST 10 GAMES		STRENGTH OF SCHEDULE		OPP. STRENGTH OF SCHEDULE		TEAM RPI		ADJ RPI		CONF. RPI		ADJ CONF. RPI	
DIV. I ONLY		18-6-0		.75 24		7-3-0		151		185		62		.55357 70		18		18	
DIV. I NON-CONF.		9-2-0		.81818 22		0-1-0		149		180		54		.57209 55		20		20	
TOTALS		RPI 1-25		RPI 26-50		W-L RECORDS		RPI 51-100		RPI 101-150		RPI 150+							
18-6-0		0-1-0		0-0-0		OVERALL		1-2-0		4-2-0		13-1-0							
7-2-0		0-0-0		0-0-0		HOME		0-2-0		1-0-0		6-0-0							
6-4-0		0-1-0		0-0-0		AWAY		0-0-0		3-2-0		3-1-0							
5-0-0		0-0-0		0-0-0		NEUTRAL		1-0-0		0-0-0		4-0-0							
9-2-0		0-1-0		0-0-0		NON-CONFERENCE		0-0-0		3-1-0		6-0-0							
4-0-0		0-0-0		0-0-0		HOME		0-0-0		1-0-0		3-0-0							
2-2-0		0-1-0		0-0-		AWAY		0-0-0		2-1-0		0-0-0							
3-0-0		0-0-0		0-0-0		NEUTRAL		0-0-0		0-0-0		3-0-0							
9-4-0		0-0-0		0-0-0		CONFERENCE		1-2-0		1-1-0		7-1-0							
3-2-0		0-0-0		0-0-0		HOME		0-2-0		0-0-0		3-0-0							
4-2-0		0-0-0		0-0-0		AWAY		0-0-0		1-1-0		3-1-0							
2-0-0		0-0-0		0-0-0		NEUTRAL		1-0-0		0-0-0		1-0-0							
RPI S	Opponent	Score		RPI S	Opponent	Score		RPI S	Opponent	Score		RPI S	Opponent	Score					
1	A	North Carolina	0 2					58	H	Davidson	1 2	109	A	Niagara	3 2				
								58	N	Davidson	2 0	115	A	Furman	1 0				
								89	H	UNC Greensboro	1 2	115	A	Furman	0 3				
												134	A	UNC Asheville	2 0				
												144	A	East Caro.	0 2				
												147	H	Coastal Caro.	2 1				
												176	H	Campbell	3 0				
												179	H	Appalachian St.	1 0				
												181	A	Col. of Charleston	1 0				
												181	N	Col. of Charleston	2 1				
												202	H	Chattanooga	2 0				
												206	N	Gardner-Webb	1 0				
												221	A	Elon	2 0				
												246	H	Longwood	2 0				
												251	A	Wofford	0 1				
												276	N	St. Bonaventure	2 1				
												277	H	Francis Marion	2 0				
												287	A	Ga. Southern	2 0				
												288	H	Citadel	2 1				
												289	N	Eastern Ky.	1 0				
LAST 10 GAMES																			
	1	A	North Carolina	0	2		287	A	Ga. Southern	2	0								
	115	A	Furman	1	0		202	H	Chattanooga	2	0								
	58	N	Davidson	2	0		181	A	Col. of Charleston	1	0								
	181	N	Col. of Charleston	2	1		115	A	Furman	0	3								
	58	H	Davidson	1	2		288	H	Citadel	2	1								

Non-Div. I Games:

Western Caro.

Average RPI Win:	191	WON-LOST	WINNING	LAST 10	STRENGTH OF	OPP. STRENGTH	TEAM	ADJ	CONF.	ADJ CONF.		
Average RPI Loss:	187	RECORD	PCT. RANK	GAMES	SCHEDULE	OF SCHEDULE	RPI	RPI	RPI	RPI		
DIV. I ONLY		14-2-2	.83333	6	8-1-1	239	163	67	.55293	71	14	15
DIV. I NON-CONF.		8-1-1	.85	16	2-0-0	256	165	86	.54018	88	19	19
<hr/>												
TOTALS	RPI 1-25	RPI 26-50		W-L RECORDS		RPI 51-100		RPI 101-150		RPI 150+		
14-2-2	0-0-0	0-0-0		OVERALL		2-0-0		3-1-1		9-1-1		
8-1-1	0-0-0	0-0-0		HOME		0-0-0		2-1-1		6-0-0		
5-1-1	0-0-0	0-0-0		AWAY		2-0-0		1-0-0		2-1-1		
1-0-0	0-0-0	0-0-0		NEUTRAL		0-0-0		0-0-0		1-0-0		
<hr/>												
8-1-1	0-0-0	0-0-0		NON-CONFERENCE		1-0-0		2-0-0		5-1-1		
5-0-0	0-0-0	0-0-0		HOME		0-0-0		2-0-0		3-0-0		
2-1-1	0-0-0	0-0-		AWAY		1-0-0		0-0-0		1-1-1		
1-0-0	0-0-0	0-0-0		NEUTRAL		0-0-0		0-0-0		1-0-0		
<hr/>												
6-1-1	0-0-0	0-0-0		CONFERENCE		1-0-0		1-1-1		4-0-0		
3-1-1	0-0-0	0-0-0		HOME		0-0-0		0-1-1		3-0-0		
3-0-0	0-0-0	0-0-0		AWAY		1-0-0		1-0-0		1-0-0		
0-0-0	0-0-0	0-0-0		NEUTRAL		0-0-0		0-0-0		0-0-0		
<hr/>												
RPI S	Opponent	Score	RPI S	Opponent	Score	RPI S	Opponent	Score	RPI S	Opponent	Score	
						78 A	Colgate	3 1	102 A	Bucknell	1 0	
						79 A	Villanova	1 0	102 H	Bucknell	1 1	
									107 H	North Carolina St.	2 0	
									138 H	Binghamton	1 0	
									142 H	Army	0 1	
									166 H	Navy	1 0	
									170 A	St. Joseph's	1 1	
									213 N	Buffalo	2 0	
									222 H	American	2 0	
									229 A	Stony Brook	2 0	
									231 A	Monmouth	0 1	
									243 H	La Salle	2 0	
									267 A	Holy Cross	3 0	
									269 H	Temple	2 0	
									278 H	Manhattan	1 0	
			284 H	Lafayette	1 0							
<hr/>												
			LAST 10 GAMES									
			102 H	Bucknell	1 1	102 A	Bucknell	1 0				
			267 A	Holy Cross	3 0	78 A	Colgate	3 1				
			142 H	Army	0 1	284 H	Lafayette	1 0				
			222 H	American	2 0	269 H	Temple	2 0				
			166 H	Navy	1 0	138 H	Binghamton	1 0				

Non-Div. I Games:

Lehigh

Average RPI Win:	92	WON-LOST	WINNING	LAST 10	STRENGTH OF	OPP. STRENGTH	TEAM	ADJ	CONF.	ADJ CONF.	
Average RPI Loss:	35	RECORD	PCT. RANK	GAMES	SCHEDULE	OF SCHEDULE	RPI	RPI	RPI	RPI	
DIV. I ONLY	6-10-4	.4	210	3-6-1	10	31	72	.5517	72	3	3
DIV. I NON-CONF.	5-5-3	.5	141	2-1-0	24	57	51	.57877	50	3	3
<hr/>											
TOTALS	RPI 1-25	RPI 26-50		W-L RECORDS		RPI 51-100		RPI 101-150		RPI 150+	
6-10-4	0-6-0	1-1-1		OVERALL		3-2-0		1-1-2		1-0-1	
5-4-3	0-3-0	1-0-1		HOME		3-0-0		1-1-1		0-0-1	
1-6-0	0-3-0	0-1-0		AWAY		0-2-0		0-0-0		1-0-0	
0-0-1	0-0-0	0-0-0		NEUTRAL		0-0-0		0-0-1		0-0-0	
<hr/>											
5-5-3	0-3-0	1-1-0		NON-CONFERENCE		3-1-0		1-0-2		0-0-1	
5-2-2	0-2-0	1-0-0		HOME		3-0-0		1-0-1		0-0-1	
0-3-0	0-1-0	0-0-		AWAY		0-1-0		0-0-0		0-0-0	
0-0-1	0-0-0	0-0-0		NEUTRAL		0-0-0		0-0-1		0-0-0	
<hr/>											
1-5-1	0-3-0	0-0-1		CONFERENCE		0-1-0		0-1-0		1-0-0	
0-2-1	0-1-0	0-0-1		HOME		0-0-0		0-1-0		0-0-0	
1-3-0	0-2-0	0-0-0		AWAY		0-1-0		0-0-0		1-0-0	
0-0-0	0-0-0	0-0-0		NEUTRAL		0-0-0		0-0-0		0-0-0	
<hr/>											
RPI S	Opponent	Score	RPI S	Opponent	Score	RPI S	Opponent	Score	RPI S	Opponent	Score
4 H	Portland	0 3	38 H	UC Riverside	2 0	60 A	Princeton	1 2	104 H	Indiana	0 0
6 H	Florida St.	1 2	46 A	Cal Poly	2 3	61 H	Utah	1 0	114 H	San Diego	0 2
7 A	Santa Clara	0 4	47 H	Gonzaga	0 0	66 H	Georgia	1 0	118 H	Oakland	2 0
11 A	Pepperdine	2 3				77 A	St. Mary's (Cal.)	1 2	121 N	Penn	2 2
12 H	Cal St. Fullerton	0 2				93 H	Cal St. Northridge	2 0	166 H	Navy	1 1
16 A	Southern California	0 3							173 A	San Francisco	1 0
<hr/>											
LAST 10 GAMES											
114 H San Diego 0 2						47 H Gonzaga 0 0					
7 A Santa Clara 0 4						4 H Portland 0 3					
93 H Cal St. Northridge 2 0						11 A Pepperdine 2 3					
173 A San Francisco 1 0						61 H Utah 1 0					
77 A St. Mary's (Cal.) 1 2						16 A Southern California 0 3					

Non-Div. I Games:

Loyola Marymount

UCF

Average RPI Win:		173	WON-LOST RECORD		WINNING PCT. RANK		LAST 10 GAMES		STRENGTH OF SCHEDULE		OPP. STRENGTH OF SCHEDULE		TEAM RPI		ADJ RPI		CONF. RPI		ADJ CONF. RPI				
DIV. I ONLY			12-10-0		.54545 127		7-3-0		61		80		74		.54967 73		12		12				
DIV. I NON-CONF.			3-8-0		.27273 251		0-2-0		33		36		122		.51211 117		12		12				
TOTALS		RPI 1-25		RPI 26-50		W-L RECORDS		RPI 51-100		RPI 101-150		RPI 150+											
12-10-0		0-3-0		0-4-0		OVERALL		3-3-0		2-0-0		7-0-0											
7-6-0		0-2-0		0-2-0		HOME		1-2-0		1-0-0		5-0-0											
4-3-0		0-1-0		0-1-0		AWAY		2-1-0		1-0-0		1-0-0											
1-1-0		0-0-0		0-1-0		NEUTRAL		0-0-0		0-0-0		1-0-0											
3-8-0		0-3-0		0-2-0		NON-CONFERENCE		1-3-0		0-0-0		2-0-0											
2-6-0		0-2-0		0-2-0		HOME		0-2-0		0-0-0		2-0-0											
1-2-0		0-1-0		0-0-		AWAY		1-1-0		0-0-0		0-0-0											
0-0-0		0-0-0		0-0-0		NEUTRAL		0-0-0		0-0-0		0-0-0											
9-2-0		0-0-0		0-2-0		CONFERENCE		2-0-0		2-0-0		5-0-0											
5-0-0		0-0-0		0-0-0		HOME		1-0-0		1-0-0		3-0-0											
3-1-0		0-0-0		0-1-0		AWAY		1-0-0		1-0-0		1-0-0											
1-1-0		0-0-0		0-1-0		NEUTRAL		0-0-0		0-0-0		1-0-0											
RPI	S	Opponent		Score		RPI	S	Opponent		Score		RPI	S	Opponent		Score							
6	H	Florida St.		0	3	26	H	Mississippi		0	2	51	A	Fla. Atlantic		0	1	117	A	UAB	2	1	
11	A	Pepperdine		1	2	31	A	UTEP		0	1	59	H	Wis.-Milwaukee		0	1	144	H	East Caro.	3	1	
22	H	Florida		0	2	31	N	UTEP		1	5	63	H	Rice		3	0	189	H	Houston	2	1	
						48	H	Loyola (Md.)		0	1	74	A	Memphis		1	0	189	N	Houston	3	2	
												76	A	UC Santa Barb.		4	0	212	H	Florida Int'l	4	0	
												100	H	Miami (Fla.)		1	2	213	H	Buffalo	2	1	
																		247	H	Southern Miss.	3	2	
																		254	A	Tulane	4	0	
																		293	H	Marshall	3	0	
						LAST 10 GAMES																	
						31	N	UTEP		1	5	117	A	UAB		2	1						
						189	N	Houston		3	2	74	A	Memphis		1	0						
						189	H	Houston		2	1	100	H	Miami (Fla.)		1	2						
						63	H	Rice		3	0	293	H	Marshall		3	0						
						59	H	Wis.-Milwaukee		0	1	144	H	East Caro.		3	1						

Non-Div. I Games:

UCF

Average RPI Win: 185		WON-LOST	WINNING	LAST 10	STRENGTH OF		OPP. STRENGTH	TEAM	ADJ	CONF.	ADJ CONF.
Average RPI Loss: 63		RECORD	PCT. RANK	GAMES	SCHEDULE		OF SCHEDULE	RPI	RPI	RPI	RPI
DIV. I ONLY		12-7-0	.63158	71	6-4-0		91	149	73	.54551	74
DIV. I NON-CONF.		6-3-0	.66667	62	0-0-0		47	189	46	.5804	49
TOTALS		RPI 1-25	RPI 26-50		W-L RECORDS		RPI 51-100		RPI 101-150		RPI 150+
12-7-0	0-0-0	0-4-0		OVERALL		2-2-0		3-0-0		7-1-0	
7-3-0	0-0-0	0-2-0		HOME		1-1-0		1-0-0		5-0-0	
4-3-0	0-0-0	0-1-0		AWAY		1-1-0		1-0-0		2-1-0	
1-1-0	0-0-0	0-1-0		NEUTRAL		0-0-0		1-0-0		0-0-0	
6-3-0	0-0-0	0-1-0		NON-CONFERENCE		2-1-0		1-0-0		3-1-0	
4-1-0	0-0-0	0-1-0		HOME		1-0-0		0-0-0		3-0-0	
1-2-0	0-0-0	0-0-		AWAY		1-1-0		0-0-0		0-1-0	
1-0-0	0-0-0	0-0-0		NEUTRAL		0-0-0		1-0-0		0-0-0	
6-4-0	0-0-0	0-3-0		CONFERENCE		0-1-0		2-0-0		4-0-0	
3-2-0	0-0-0	0-1-0		HOME		0-1-0		1-0-0		2-0-0	
3-1-0	0-0-0	0-1-0		AWAY		0-0-0		1-0-0		2-0-0	
0-1-0	0-0-0	0-1-0		NEUTRAL		0-0-0		0-0-0		0-0-0	
RPI S	Opponent	Score	RPI S	Opponent	Score	RPI S	Opponent	Score	RPI S	Opponent	Score
			26 H	Mississippi	2 3	73 H	UCF	0 1	117 H	UAB	1 0
			31 H	UTEP	2 3	87 A	Middle Tenn.	5 1	144 A	East Caro.	2 1
			31 N	UTEP	4 5	90 H	Missouri St.	4 0	148 N	Evansville	2 1
			35 A	Southern Methodist	1 2	92 A	Samford	1 2	153 A	Southeast Mo. St.	0 1
									156 H	Mississippi St.	2 1
									215 A	Tulsa	1 0
									227 H	Tennessee Tech	7 0
									239 H	Tenn.-Martin	3 0
									247 H	Southern Miss.	5 1
									254 H	Tulane	6 0
									293 A	Marshall	2 1
LAST 10 GAMES											
			31 N	UTEP	4 5	144 A	East Caro.	2 1			
			35 A	Southern Methodist	1 2	117 H	UAB	1 0			
			215 A	Tulsa	1 0	293 A	Marshall	2 1			
			247 H	Southern Miss.	5 1	31 H	UTEP	2 3			
			73 H	UCF	0 1	254 H	Tulane	6 0			

Non-Div. I Games:

Memphis

Average RPI Win:	155	WON-LOST	WINNING	LAST 10	STRENGTH OF	OPP. STRENGTH	TEAM	ADJ	CONF.	ADJ CONF.	
Average RPI Loss:	81	RECORD	PCT. RANK	GAMES	SCHEDULE	OF SCHEDULE	RPI	RPI	RPI	RPI	
DIV. I ONLY	12-7-0	.63158	71	4-6-0	117	102	76	.54341	75	11	11
DIV. I NON-CONF.	6-1-0	.85714	14	0-0-0	159	121	40	.58518	42	11	11
TOTALS	RPI 1-25	RPI 26-50	W-L RECORDS	RPI 51-100	RPI 101-150	RPI 150+					
12-7-0	0-0-0	0-2-0	OVERALL	2-2-0	4-2-0	6-1-0					
8-1-0	0-0-0	0-0-0	HOME	1-0-0	3-1-0	4-0-0					
4-5-0	0-0-0	0-2-0	AWAY	1-2-0	1-0-0	2-1-0					
0-1-0	0-0-0	0-0-0	NEUTRAL	0-0-0	0-1-0	0-0-0					
6-1-0	0-0-0	0-0-0	NON-CONFERENCE	1-0-0	2-1-0	3-0-0					
3-0-0	0-0-0	0-0-0	HOME	0-0-0	1-0-0	2-0-0					
3-0-0	0-0-0	0-0-	AWAY	1-0-0	1-0-0	1-0-0					
0-1-0	0-0-0	0-0-0	NEUTRAL	0-0-0	0-1-0	0-0-0					
6-6-0	0-0-0	0-2-0	CONFERENCE	1-2-0	2-1-0	3-1-0					
5-1-0	0-0-0	0-0-0	HOME	1-0-0	2-1-0	2-0-0					
1-5-0	0-0-0	0-2-0	AWAY	0-2-0	0-0-0	1-1-0					
0-0-0	0-0-0	0-0-0	NEUTRAL	0-0-0	0-0-0	0-0-0					
RPI S	Opponent	Score	RPI S	Opponent	Score	RPI S	Opponent	Score	RPI S	Opponent	Score
			28 A	Va. Commonwealth	1 2	53 A	James Madison	0 1	103 H	Delaware	2 3
			33 A	Hofstra	0 1	53 A	James Madison	0 5	108 N	Richmond	1 2
						62 H	William & Mary	1 0	124 H	Wyoming	5 1
						89 A	UNC Greensboro	2 1	136 A	Liberty	2 0
									137 H	UNC Wilmington	3 2
									141 H	George Mason	1 0
									158 H	Towson	3 1
									176 A	Campbell	3 1
									178 A	Georgia St.	3 2
									190 A	Northeastern	0 1
									217 H	Radford	3 1
									218 H	Drexel	4 0
									221 H	Elon	2 0
LAST 10 GAMES											
			53 A	James Madison	0 5	33 A	Hofstra	0 1			
			158 H	Towson	3 1	190 A	Northeastern	0 1			
			141 H	George Mason	1 0	218 H	Drexel	4 0			
			53 A	James Madison	0 1	103 H	Delaware	2 3			
			28 A	Va. Commonwealth	1 2	178 A	Georgia St.	3 2			

Non-Div. I Games:

Old Dominion

Average RPI Win:		138	WON-LOST RECORD		WINNING PCT. RANK		LAST 10 GAMES		STRENGTH OF SCHEDULE		OPP. STRENGTH OF SCHEDULE		TEAM RPI		ADJ RPI		CONF. RPI		ADJ CONF. RPI				
DIV. I ONLY			9-10-0		.47368 164		4-6-0		39		49		80		.5431 76		4		4				
DIV. I NON-CONF.			6-6-0		.5 141		1-2-0		79		44		91		.53932 91		6		6				
TOTALS		RPI 1-25		RPI 26-50		W-L RECORDS		RPI 51-100		RPI 101-150		RPI 150+											
9-10-0		0-4-0		1-2-0		OVERALL		2-3-0		3-1-0		3-0-0											
4-4-0		0-2-0		1-1-0		HOME		0-1-0		1-0-0		2-0-0											
3-5-0		0-2-0		0-1-0		AWAY		1-1-0		1-1-0		1-0-0											
2-1-0		0-0-0		0-0-0		NEUTRAL		1-1-0		1-0-0		0-0-0											
6-6-0		0-3-0		0-0-0		NON-CONFERENCE		1-3-0		2-0-0		3-0-0											
3-2-0		0-1-0		0-0-0		HOME		0-1-0		1-0-0		2-0-0											
1-3-0		0-2-0		0-0-		AWAY		0-1-0		0-0-0		1-0-0											
2-1-0		0-0-0		0-0-0		NEUTRAL		1-1-0		1-0-0		0-0-0											
3-4-0		0-1-0		1-2-0		CONFERENCE		1-0-0		1-1-0		0-0-0											
1-2-0		0-1-0		1-1-0		HOME		0-0-0		0-0-0		0-0-0											
2-2-0		0-0-0		0-1-0		AWAY		1-0-0		1-1-0		0-0-0											
0-0-0		0-0-0		0-0-0		NEUTRAL		0-0-0		0-0-0		0-0-0											
RPI	S	Opponent		Score		RPI	S	Opponent		Score		RPI	S	Opponent		Score							
2	H	UCLA		0	5	38	H	UC Riverside		0	1	56	A	Arizona St.		0	1	101	A	Pacific	2	3	
9	A	California		0	1	45	A	Long Beach St.		1	3	73	H	UCF		0	4	123	N	Rutgers	2	0	
12	H	Cal St. Fullerton		0	2	46	H	Cal Poly		1	0	77	N	St. Mary's (Cal.)		0	1	146	A	UC Irvine	3	0	
20	A	Arizona		3	4							79	N	Villanova		2	1	149	H	Hawaii	3	1	
												93	A	Cal St. Northridge		2	1	151	A	Fresno St.	2	1	
																		216	H	UC Davis	2	1	
																		241	H	George Washington	1	0	
LAST 10 GAMES																							
						46	H	Cal Poly		1	0	45	A	Long Beach St.		1	3						
						93	A	Cal St. Northridge		2	1	146	A	UC Irvine		3	0						
						101	A	Pacific		2	3	216	H	UC Davis		2	1						
						12	H	Cal St. Fullerton		0	2	2	H	UCLA		0	5						
						38	H	UC Riverside		0	1	20	A	Arizona		3	4						

Non-Div. I Games:

UC Santa Barb.

[illegible]

Non-Div. I Games:

St. Mary's (Cal.)

Average RPI Win: 193		WON-LOST	WINNING	LAST 10	STRENGTH OF		OPP. STRENGTH	TEAM	ADJ		CONF.	ADJ CONF.	
Average RPI Loss: 96		RECORD	PCT. RANK	GAMES	SCHEDULE		OF SCHEDULE	RPI	RPI		RPI	RPI	
DIV. I ONLY		12-5-1	.69444	41	8-2-0		133	186	75	.54085	78	14	15
DIV. I NON-CONF.		6-3-1	.65	69	2-0-0		163	161	103	.5271	105	19	19
TOTALS		RPI 1-25	RPI 26-50		W-L RECORDS		RPI 51-100		RPI 101-150		RPI 150+		
12-5-1	0-2-0	0-0-0		OVERALL		1-1-0		3-1-0		8-1-1			
6-3-1	0-0-0	0-0-0		HOME		0-1-0		2-1-0		4-1-1			
4-1-0	0-1-0	0-0-0		AWAY		0-0-0		1-0-0		3-0-0			
2-1-0	0-1-0	0-0-0		NEUTRAL		1-0-0		0-0-0		1-0-0			
6-3-1	0-2-0	0-0-0		NON-CONFERENCE		1-0-0		1-0-0		4-1-1			
3-1-1	0-0-0	0-0-0		HOME		0-0-0		1-0-0		2-1-1			
1-1-0	0-1-0	0-0-		AWAY		0-0-0		0-0-0		1-0-0			
2-1-0	0-1-0	0-0-0		NEUTRAL		1-0-0		0-0-0		1-0-0			
6-2-0	0-0-0	0-0-0		CONFERENCE		0-1-0		2-1-0		4-0-0			
3-2-0	0-0-0	0-0-0		HOME		0-1-0		1-1-0		2-0-0			
3-0-0	0-0-0	0-0-0		AWAY		0-0-0		1-0-0		2-0-0			
0-0-0	0-0-0	0-0-0		NEUTRAL		0-0-0		0-0-0		0-0-0			
RPI S	Opponent	Score		RPI S	Opponent	Score		RPI S	Opponent	Score			
17 A	Connecticut	0	2			59 N	Wis.-Milwaukee	1	0	102 H	Bucknell	2	0
18 N	Brigham Young	0	2			71 H	Lehigh	1	3	125 H	Columbia	3	2
										142 A	Army	2	1
										142 H	Army	0	1
										166 A	Navy	1	0
										184 A	Cornell	3	1
										187 N	St. John's (N.Y.)	4	1
										188 H	Syracuse	0	0
										222 H	American	3	1
										234 H	Siena	1	2
										267 A	Holy Cross	4	0
										284 H	Lafayette	6	1
										285 H	Wagner	4	0
										297 H	Albany (N.Y.)	2	0
LAST 10 GAMES													
				142 H	Army	0	1	166 A	Navy	1	0		
				222 H	American	3	1	71 H	Lehigh	1	3		
				102 H	Bucknell	2	0	284 H	Lafayette	6	1		
				142 A	Army	2	1	184 A	Cornell	3	1		
				267 A	Holy Cross	4	0	125 H	Columbia	3	2		

Non-Div. I Games:

Colgate

Average RPI Win:	145	WON-LOST	WINNING	LAST 10	STRENGTH OF	OPP. STRENGTH	TEAM	ADJ	CONF.	ADJ CONF.	
Average RPI Loss:	70	RECORD	PCT. RANK	GAMES	SCHEDULE	OF SCHEDULE	RPI	RPI	RPI	RPI	
DIV. I ONLY	10-5-4	.63158	71	6-2-2	134	73	79	.54075	79	9	10
DIV. I NON-CONF.	4-3-1	.5625	115	0-0-0	144	86	110	.52193	109	8	8
TOTALS	RPI 1-25	RPI 26-50	W-L RECORDS		RPI 51-100	RPI 101-150		RPI 150+			
10-5-4	0-1-0	0-1-0	OVERALL		2-2-2	3-0-0		5-1-2			
6-3-0	0-0-0	0-1-0	HOME		1-1-0	1-0-0		4-1-0			
3-1-3	0-1-0	0-0-0	AWAY		1-0-1	1-0-0		1-0-2			
1-1-1	0-0-0	0-0-0	NEUTRAL		0-1-1	1-0-0		0-0-0			
4-3-1	0-0-0	0-0-0	NON-CONFERENCE		1-2-1	1-0-0		2-1-0			
2-2-0	0-0-0	0-0-0	HOME		0-1-0	0-0-0		2-1-0			
1-0-0	0-0-0	0-0-	AWAY		1-0-0	0-0-0		0-0-0			
1-1-1	0-0-0	0-0-0	NEUTRAL		0-1-1	1-0-0		0-0-0			
6-2-3	0-1-0	0-1-0	CONFERENCE		1-0-1	2-0-0		3-0-2			
4-1-0	0-0-0	0-1-0	HOME		1-0-0	1-0-0		2-0-0			
2-1-3	0-1-0	0-0-0	AWAY		0-0-1	1-0-0		1-0-2			
0-0-0	0-0-0	0-0-0	NEUTRAL		0-0-0	0-0-0		0-0-0			
RPI S Opponent	Score	RPI S Opponent	Score	RPI S Opponent	Score	RPI S Opponent	Score				
5 A Notre Dame	0 4	30 H West Virginia	2 4	56 N Arizona St.	1 1	112 N Minnesota	1 0				
				57 A Maryland	2 0	123 H Rutgers	1 0				
				71 H Lehigh	0 1	128 A DePaul	2 1				
				76 N UC Santa Barb.	1 2	164 A Seton Hall	1 0				
				83 A Georgetown	1 1	167 H Vermont	7 1				
				84 H Louisville	3 2	170 H St. Joseph's	1 2				
						177 H Cincinnati	2 1				
						187 A St. John's (N.Y.)	0 0				
						188 A Syracuse	1 1				
						197 H Pittsburgh	1 0				
						243 H La Salle	1 0				
LAST 10 GAMES											
30 H West Virginia	2 4	177 H Cincinnati	2 1								
5 A Notre Dame	0 4	187 A St. John's (N.Y.)	0 0								
128 A DePaul	2 1	188 A Syracuse	1 1								
197 H Pittsburgh	1 0	123 H Rutgers	1 0								
84 H Louisville	3 2	164 A Seton Hall	1 0								

Non-Div. I Games:




Villanova

Average RPI Win:		200	WON-LOST		WINNING		LAST 10		STRENGTH OF		OPP. STRENGTH		TEAM	ADJ		CONF.	ADJ CONF.	
Average RPI Loss:		73	RECORD		PCT. RANK		GAMES		SCHEDULE		OF SCHEDULE		RPI	RPI		RPI	RPI	
DIV. I ONLY			10-7-3		.575		105		5-3-2		57		201		77		.5405	
DIV. I NON-CONF.			3-4-1		.4375		185		0-1-0		31		62		75		.55009	
TOTALS		RPI 1-25		RPI 26-50		W-L RECORDS		RPI 51-100		RPI 101-150		RPI 150+						
10-7-3		0-2-0		1-2-1		OVERALL		0-0-0		2-2-0		7-1-2						
2-3-2		0-1-0		0-1-0		HOME		0-0-0		1-0-0		1-1-2						
5-3-1		0-0-0		0-1-1		AWAY		0-0-0		0-2-0		5-0-0						
3-1-0		0-1-0		1-0-0		NEUTRAL		0-0-0		1-0-0		1-0-0						
3-4-1		0-2-0		0-1-1		NON-CONFERENCE		0-0-0		1-1-0		2-0-0						
1-1-0		0-1-0		0-0-0		HOME		0-0-0		1-0-0		0-0-0						
2-2-1		0-0-0		0-1-		AWAY		0-0-0		0-1-0		2-0-0						
0-1-0		0-1-0		0-0-0		NEUTRAL		0-0-0		0-0-0		0-0-0						
7-3-2		0-0-0		1-1-0		CONFERENCE		0-0-0		1-1-0		5-1-2						
1-2-2		0-0-0		0-1-0		HOME		0-0-0		0-0-0		1-1-2						
3-1-0		0-0-0		0-0-0		AWAY		0-0-0		0-1-0		3-0-0						
3-0-0		0-0-0		1-0-0		NEUTRAL		0-0-0		1-0-0		1-0-0						
RPI	S	Opponent		Score		RPI	S	Opponent		Score		RPI	S	Opponent		Score		
10	N	Duke		0	4	32	A	Central Conn. St.		0	1	102	A	Bucknell		2	3	
13	H	Yale		0	1	43	A	Boston U.		1	1	106	H	Maine		1	0	
						48	H	Loyola (Md.)		0	1	109	A	Niagara		2	3	
						48	N	Loyola (Md.)		2	1	109	N	Niagara		2	1	
												172	A	Massachusetts		1	0	
												200	H	Iona		0	3	
												200	N	Iona		1	0	
												223	H	Marist		1	1	
												234	H	Siena		1	1	
												244	A	Hartford		1	0	
												262	H	Rider		2	0	
												278	A	Manhattan		1	0	
												279	A	Canisius		2	1	
												305	A	St. Peter's		6	0	
LAST 10 GAMES																		
10	N	Duke		0	4	223	H	Marist		1	1	109	N	Niagara		2	1	
						48	N	Loyola (Md.)		2	1	109	A	Niagara		2	3	
						200	N	Iona		1	0	48	H	Loyola (Md.)		0	1	
						234	H	Siena		1	1	262	H	Rider		2	0	

Non-Div. I Games:

Fairfield

Non-Div. I Games:

 Tie,  Loss,  Non-Conf, S Site, H Home, A Away, N Neutral Page 81

Average RPI Win: 189		WON-LOST RECORD		WINNING PCT. RANK		LAST 10 GAMES		STRENGTH OF SCHEDULE		OPP. STRENGTH OF SCHEDULE		TEAM RPI		ADJ RPI		CONF. RPI		ADJ CONF. RPI									
DIV. I ONLY		11-7-2		.6 85		8-1-1		96		141		82		.5384 82		13		13									
DIV. I NON-CONF.		5-6-1		.45833 167		2-0-0		112		145		139		.50116 136		13		13									
TOTALS		RPI 1-25		RPI 26-50		W-L RECORDS		RPI 51-100		RPI 101-150		RPI 150+															
11-7-2		0-2-0		0-0-0		OVERALL		1-3-2		3-2-0		7-0-0															
7-2-1		0-0-0		0-0-0		HOME		1-1-1		0-1-0		6-0-0															
2-4-1		0-2-0		0-0-0		AWAY		0-2-1		2-0-0		0-0-0															
2-1-0		0-0-0		0-0-0		NEUTRAL		0-0-0		1-1-0		1-0-0															
5-6-1		0-2-0		0-0-0		NON-CONFERENCE		0-2-1		0-2-0		5-0-0															
4-2-1		0-0-0		0-0-0		HOME		0-1-1		0-1-0		4-0-0															
0-3-0		0-2-0		0-0-		AWAY		0-1-0		0-0-0		0-0-0															
1-1-0		0-0-0		0-0-0		NEUTRAL		0-0-0		0-1-0		1-0-0															
6-1-1		0-0-0		0-0-0		CONFERENCE		1-1-1		3-0-0		2-0-0															
3-0-0		0-0-0		0-0-0		HOME		1-0-0		0-0-0		2-0-0															
2-1-1		0-0-0		0-0-0		AWAY		0-1-1		2-0-0		0-0-0															
1-0-0		0-0-0		0-0-0		NEUTRAL		0-0-0		1-0-0		0-0-0															
RPI	S	Opponent		Score		RPI	S	Opponent		Score		RPI	S	Opponent		Score											
15	A	Marquette		1	2							59	A	Wis.-Milwaukee		2	4	110	A	Illinois St.	1	0					
22	A	Florida		1	3							65	H	Iowa St.		1	1	110	N	Illinois St.	2	1					
												86	H	Weber St.		1	3	112	H	Minnesota	0	2					
												88	A	Creighton		0	1	127	N	North Dakota St.	0	1					
												88	H	Creighton		3	0	148	A	Evansville	2	1					
												90	A	Missouri St.		0	0	169	H	Indiana St.	2	0					
																		186	H	Wis.-Green Bay	2	1					
																		211	N	Northern Ill.	1	0					
																		233	H	Northern Colo.	3	0					
																		266	H	South Dakota St.	2	0					
																		270	H	Ohio	2	0					
																		291	H	UNI	4	0					
LAST 10 GAMES																											
																		88	A	Creighton	0	1	148	A	Evansville	2	1
																		110	N	Illinois St.	2	1	169	H	Indiana St.	2	0
																		186	H	Wis.-Green Bay	2	1	266	H	South Dakota St.	2	0
																		88	H	Creighton	3	0	291	H	UNI	4	0
																		90	A	Missouri St.	0	0	110	A	Illinois St.	1	0

Non-Div. I Games:

Drake

Average RPI Win: 168		WON-LOST	WINNING	LAST 10	STRENGTH OF		OPP. STRENGTH	TEAM	ADJ		CONF.	ADJ CONF.
Average RPI Loss: 86		RECORD	PCT. RANK	GAMES	SCHEDULE		OF SCHEDULE	RPI	RPI		RPI	RPI
DIV. I ONLY		12-8-1	.59524	92	3-7-0		100	106	81		.53771	83
DIV. I NON-CONF.		7-1-0	.875	10	0-0-0		75	211	23		.61638	24
TOTALS		RPI 1-25	RPI 26-50		W-L RECORDS		RPI 51-100		RPI 101-150		RPI 150+	
12-8-1		0-2-0	0-2-0		OVERALL		0-1-1		3-1-0		9-2-0	
7-3-1		0-0-0	0-1-0		HOME		0-1-1		1-0-0		6-1-0	
4-5-0		0-2-0	0-1-0		AWAY		0-0-0		2-1-0		2-1-0	
1-0-0		0-0-0	0-0-0		NEUTRAL		0-0-0		0-0-0		1-0-0	
7-1-0		0-0-0	0-1-0		NON-CONFERENCE		0-0-0		2-0-0		5-0-0	
5-0-0		0-0-0	0-0-0		HOME		0-0-0		1-0-0		4-0-0	
1-1-0		0-0-0	0-0-		AWAY		0-0-0		1-0-0		0-0-0	
1-0-0		0-0-0	0-0-0		NEUTRAL		0-0-0		0-0-0		1-0-0	
5-7-1		0-2-0	0-1-0		CONFERENCE		0-1-1		1-1-0		4-2-0	
2-3-1		0-0-0	0-1-0		HOME		0-1-1		0-0-0		2-1-0	
3-4-0		0-2-0	0-0-0		AWAY		0-0-0		1-1-0		2-1-0	
0-0-0		0-0-0	0-0-0		NEUTRAL		0-0-0		0-0-0		0-0-0	
RPI S	Opponent	Score	RPI S	Opponent	Score	RPI S	Opponent	Score	RPI S	Opponent	Score	
5	A Notre Dame	0 6	30	H West Virginia	1 2	79	H Villanova	1 1	102	H Bucknell	3 1	
5	A Notre Dame	1 6	48	A Loyola (Md.)	1 3	84	H Louisville	1 2	103	A Delaware	2 0	
									123	A Rutgers	3 1	
									128	A DePaul	2 4	
									158	N Towson	3 0	
									164	H Seton Hall	1 0	
									170	H St. Joseph's	3 2	
									177	H Cincinnati	4 0	
									187	A St. John's (N.Y.)	2 1	
									188	A Syracuse	0 1	
									188	A Syracuse	1 0	
									197	H Pittsburgh	1 2	
									200	H Iona	3 0	
									220	H Fairleigh Dickinson	1 0	
									222	H American	2 0	
LAST 10 GAMES												
5	A Notre Dame	0 6	197	H Pittsburgh	1 2							
188	A Syracuse	1 0	177	H Cincinnati	4 0							
5	A Notre Dame	1 6	84	H Louisville	1 2							
128	A DePaul	2 4	188	A Syracuse	0 1							
30	H West Virginia	1 2	187	A St. John's (N.Y.)	2 1							

Non-Div. I Games:

Georgetown

Average RPI Win:		177	WON-LOST RECORD		WINNING PCT. RANK		LAST 10 GAMES		STRENGTH OF SCHEDULE		OPP. STRENGTH OF SCHEDULE		TEAM RPI		ADJ RPI		CONF. RPI		ADJ CONF. RPI	
DIV. I ONLY			11-8-0		.57895 102		4-6-0		98		98		84		.5366 84		9		10	
DIV. I NON-CONF.			5-2-0		.71429 45		0-0-0		240		173		117		.51164 118		8		8	
TOTALS		RPI 1-25		RPI 26-50		W-L RECORDS		RPI 51-100		RPI 101-150		RPI 150+								
11-8-0		0-4-0		0-0-0		OVERALL		1-1-0		2-2-0		8-1-0								
5-3-0		0-2-0		0-0-0		HOME		0-0-0		1-1-0		4-0-0								
5-5-0		0-2-0		0-0-0		AWAY		1-1-0		1-1-0		3-1-0								
1-0-0		0-0-0		0-0-0		NEUTRAL		0-0-0		0-0-0		1-0-0								
5-2-0		0-0-0		0-0-0		NON-CONFERENCE		0-0-0		0-1-0		5-1-0								
3-0-0		0-0-0		0-0-0		HOME		0-0-0		0-0-0		3-0-0								
1-2-0		0-0-0		0-0-		AWAY		0-0-0		0-1-0		1-1-0								
1-0-0		0-0-0		0-0-0		NEUTRAL		0-0-0		0-0-0		1-0-0								
6-6-0		0-4-0		0-0-0		CONFERENCE		1-1-0		2-1-0		3-0-0								
2-3-0		0-2-0		0-0-0		HOME		0-0-0		1-1-0		1-0-0								
4-3-0		0-2-0		0-0-0		AWAY		1-1-0		1-0-0		2-0-0								
0-0-0		0-0-0		0-0-0		NEUTRAL		0-0-0		0-0-0		0-0-0								
RPI	S	Opponent		Score		RPI	S	Opponent		Score		RPI	S	Opponent		Score				
5	H	Notre Dame		0 3				79 A Villanova		2 3		117	A	UAB		0 1				
15	A	Marquette		1 2				83 A Georgetown		2 1		123	H	Rutgers		0 2				
15	H	Marquette		1 2								128	A	DePaul		2 1				
17	A	Connecticut		1 2								140	H	South Fla.		1 0				
												160	H	Miami (Ohio)		3 0				
												164	H	Seton Hall		5 1				
												177	A	Cincinnati		1 0				
												180	H	Western Ky.		5 0				
												194	A	Xavier		1 3				
												198	H	Butler		2 0				
												225	A	Providence		3 0				
												237	A	Murray St.		1 0				
												254	N	Tulane		2 1				
LAST 10 GAMES																				
15	A	Marquette		1 2		79	A	Villanova		2 3										
123	H	Rutgers		0 2		83	A	Georgetown		2 1										
164	H	Seton Hall		5 1		17	A	Connecticut		1 2										
15	H	Marquette		1 2		225	A	Providence		3 0										
140	H	South Fla.		1 0		5	H	Notre Dame		0 3										

Non-Div. I Games:

Louisville

Average RPI Win: 192		WON-LOST	WINNING	LAST 10	STRENGTH OF		OPP. STRENGTH	TEAM	ADJ		CONF.	ADJ CONF.
Average RPI Loss: 177		RECORD	PCT. RANK	GAMES	SCHEDULE		OF SCHEDULE	RPI	RPI		RPI	RPI
DIV. I ONLY		15-3-2	.8	15	7-1-2		248	199	78		.53526	85
DIV. I NON-CONF.		7-1-0	.875	10	0-0-0		243	224	79		.54764	81
TOTALS		RPI 1-25	RPI 26-50		W-L RECORDS		RPI 51-100		RPI 101-150		RPI 150+	
15-3-2		0-0-0	0-0-0		OVERALL		1-0-0		2-1-0		12-2-2	
8-1-1		0-0-0	0-0-0		HOME		1-0-0		1-1-0		6-0-1	
7-2-1		0-0-0	0-0-0		AWAY		0-0-0		1-0-0		6-2-1	
0-0-0		0-0-0	0-0-0		NEUTRAL		0-0-0		0-0-0		0-0-0	
7-1-0		0-0-0	0-0-0		NON-CONFERENCE		0-0-0		1-1-0		6-0-0	
4-1-0		0-0-0	0-0-0		HOME		0-0-0		0-1-0		4-0-0	
3-0-0		0-0-0	0-0-		AWAY		0-0-0		1-0-0		2-0-0	
0-0-0		0-0-0	0-0-0		NEUTRAL		0-0-0		0-0-0		0-0-0	
8-2-2		0-0-0	0-0-0		CONFERENCE		1-0-0		1-0-0		6-2-2	
4-0-1		0-0-0	0-0-0		HOME		1-0-0		1-0-0		2-0-1	
4-2-1		0-0-0	0-0-0		AWAY		0-0-0		0-0-0		4-2-1	
0-0-0		0-0-0	0-0-0		NEUTRAL		0-0-0		0-0-0		0-0-0	
RPI S	Opponent	Score	RPI S	Opponent	Score	RPI S	Opponent	Score	RPI S	Opponent	Score	
						94 H	Bowling Green	3 0	110 H	Illinois St.	0 1	
									131 H	Western Mich.	2 0	
									150 A	Wright St.	2 0	
									154 H	Toledo	1 0	
									155 A	Kent St.	2 0	
									155 H	Kent St.	0 0	
									160 A	Miami (Ohio)	2 1	
									163 H	Loyola (Ill.)	5 1	
									169 A	Indiana St.	3 0	
									185 A	Eastern Mich.	2 1	
									198 H	Butler	3 2	
									209 A	Central Mich.	0 1	
									211 H	Northern Ill.	2 0	
									213 A	Buffalo	0 1	
									253 A	Akron	2 2	
									263 H	IPFW	6 1	
									270 A	Ohio	2 0	
									281 A	IUPUI	3 1	
									299 H	Youngstown St.	1 0	
LAST 10 GAMES												
						155 H	Kent St.	0 0	270 A	Ohio	2 0	
						160 A	Miami (Ohio)	2 1	185 A	Eastern Mich.	2 1	
						131 H	Western Mich.	2 0	209 A	Central Mich.	0 1	
						211 H	Northern Ill.	2 0	154 H	Toledo	1 0	
						253 A	Akron	2 2	94 H	Bowling Green	3 0	

Non-Div. I Games:

Ball St.

Average RPI Win: 213		WON-LOST RECORD		WINNING PCT. RANK		LAST 10 GAMES		STRENGTH OF SCHEDULE		OPP. STRENGTH OF SCHEDULE		TEAM RPI		ADJ RPI		CONF. RPI		ADJ CONF. RPI	
DIV. I ONLY		14-5-2		.71429 34		7-2-1		203		155		85		.53448 86		28		28	
DIV. I NON-CONF.		7-4-2		.61538 85		0-1-1		106		107		81		.54693 83		23		23	
TOTALS		RPI 1-25		RPI 26-50		W-L RECORDS		RPI 51-100		RPI 101-150		RPI 150+							
14-5-2		0-2-1		0-1-0		OVERALL		1-1-0		1-0-1		12-1-0							
9-0-0		0-0-0		0-0-0		HOME		0-0-0		1-0-0		8-0-0							
4-4-0		0-1-0		0-1-0		AWAY		1-1-0		0-0-0		3-1-0							
1-1-2		0-1-1		0-0-0		NEUTRAL		0-0-0		0-0-1		1-0-0							
7-4-2		0-2-1		0-1-0		NON-CONFERENCE		1-1-0		1-0-1		5-0-0							
4-0-0		0-0-0		0-0-0		HOME		0-0-0		1-0-0		3-0-0							
2-3-0		0-1-0		0-0-		AWAY		1-1-0		0-0-0		1-0-0							
1-1-2		0-1-1		0-0-0		NEUTRAL		0-0-0		0-0-1		1-0-0							
7-1-0		0-0-0		0-0-0		CONFERENCE		0-0-0		0-0-0		7-1-0							
5-0-0		0-0-0		0-0-0		HOME		0-0-0		0-0-0		5-0-0							
2-1-0		0-0-0		0-0-0		AWAY		0-0-0		0-0-0		2-1-0							
0-0-0		0-0-0		0-0-0		NEUTRAL		0-0-0		0-0-0		0-0-0							
RPI S	Opponent		Score		RPI S	Opponent		Score		RPI S	Opponent		Score		RPI S	Opponent		Score	
18 A	Brigham Young		1	5	45 A	Long Beach St.		0	1	56 A	Arizona St.		2	5	127 H	North Dakota St.		1	0
18 N	Brigham Young		1	1						82 A	Drake		3	1	149 N	Hawaii		0	0
20 N	Arizona		0	1											173 H	San Francisco		4	2
															199 H	Northern Ariz.		4	1
															199 H	Northern Ariz.		4	1
															201 H	Sacramento St.		4	1
															210 H	Utah St.		1	0
															233 N	Northern Colo.		4	1
															235 H	Eastern Wash.		2	0
															235 H	Eastern Wash.		2	1
															257 A	Utah Valley St.		1	0
															260 A	Portland St.		1	2
															274 A	Montana		1	0
															275 A	Idaho St.		2	1
															286 H	Idaho		2	1
LAST 10 GAMES																			
20 N	Arizona		0	1	199 H	Northern Ariz.		4	1										
18 N	Brigham Young		1	1	274 A	Montana		1	0										
199 H	Northern Ariz.		4	1	235 H	Eastern Wash.		2	1										
235 H	Eastern Wash.		2	0	275 A	Idaho St.		2	1										
201 H	Sacramento St.		4	1	260 A	Portland St.		1	2										

Non-Div. I Games:

Weber St.

Average RPI Win:		199	WON-LOST RECORD		WINNING PCT. RANK		LAST 10 GAMES		STRENGTH OF SCHEDULE		OPP. STRENGTH OF SCHEDULE		TEAM RPI		ADJ RPI		CONF. RPI		ADJ CONF. RPI	
DIV. I ONLY			13-5-2		.7 37		7-2-1		212		135		89		.53382 87		16		16	
DIV. I NON-CONF.			6-3-0		.66667 62		0-0-0		166		125		98		.53574 95		15		15	
TOTALS		RPI 1-25		RPI 26-50		W-L RECORDS		RPI 51-100		RPI 101-150		RPI 150+								
13-5-2		0-1-0		1-0-0		OVERALL		1-4-0		2-0-0		9-0-2								
7-2-0		0-1-0		1-0-0		HOME		0-1-0		1-0-0		5-0-0								
5-3-2		0-0-0		0-0-0		AWAY		1-3-0		1-0-0		3-0-2								
1-0-0		0-0-0		0-0-0		NEUTRAL		0-0-0		0-0-0		1-0-0								
6-3-0		0-1-0		0-0-0		NON-CONFERENCE		1-2-0		1-0-0		4-0-0								
3-2-0		0-1-0		0-0-0		HOME		0-1-0		0-0-0		3-0-0								
3-1-0		0-0-0		0-0-		AWAY		1-1-0		1-0-0		1-0-0								
0-0-0		0-0-0		0-0-0		NEUTRAL		0-0-0		0-0-0		0-0-0								
7-2-2		0-0-0		1-0-0		CONFERENCE		0-2-0		1-0-0		5-0-2								
4-0-0		0-0-0		1-0-0		HOME		0-0-0		1-0-0		2-0-0								
2-2-2		0-0-0		0-0-0		AWAY		0-2-0		0-0-0		2-0-2								
1-0-0		0-0-0		0-0-0		NEUTRAL		0-0-0		0-0-0		1-0-0								
RPI	S	Opponent		Score		RPI	S	Opponent		Score		RPI	S	Opponent		Score				
21	H	Vanderbilt		0 2		41	H	North Texas		3 0		54	A	Clemson		1 0				
												66	A	Georgia		0 2				
												74	H	Memphis		1 5				
												98	A	South Ala.		1 2				
												98	A	South Ala.		0 1				
												111	H	Denver		3 2				
												148	A	Evansville		2 1				
												180	A	Western Ky.		2 2				
												205	H	Birmingham-So.		2 0				
												212	H	Florida Int'l		3 0				
												232	A	Troy		1 1				
												232	N	Troy		1 0				
												242	H	La.-Lafayette		4 1				
												245	H	East Tenn. St.		5 2				
												250	A	Arkansas St.		5 1				
												268	H	Belmont		2 0				
												282	A	Ark.-Little Rock		5 1				
												303	A	Lipscomb		8 0				
						LAST 10 GAMES														
						98	A	South Ala.		0 1		282	A	Ark.-Little Rock		5 1				
						232	N	Troy		1 0		242	H	La.-Lafayette		4 1				
						41	H	North Texas		3 0		212	H	Florida Int'l		3 0				
						111	H	Denver		3 2		232	A	Troy		1 1				
						250	A	Arkansas St.		5 1		98	A	South Ala.		1 2				

Non-Div. I Games:

Middle Tenn.

Average RPI Win:	186	WON-LOST	WINNING	LAST 10	STRENGTH OF	OPP. STRENGTH	TEAM	ADJ	CONF.	ADJ CONF.	
Average RPI Loss:	64	RECORD	PCT. RANK	GAMES	SCHEDULE	OF SCHEDULE	RPI	RPI	RPI	RPI	
DIV. I ONLY	12-6-3	.64286	67	6-4-0	139	150	87	.53258	88	13	13
DIV. I NON-CONF.	6-4-3	.57692	108	0-2-0	156	162	119	.50997	121	13	13
TOTALS	RPI 1-25	RPI 26-50	W-L RECORDS	RPI 51-100	RPI 101-150	RPI 150+					
12-6-3	0-0-0	0-3-0	OVERALL	2-2-0	3-1-0	7-0-3					
8-1-1	0-0-0	0-1-0	HOME	2-0-0	2-0-0	4-0-1					
2-4-2	0-0-0	0-2-0	AWAY	0-1-0	1-1-0	1-0-2					
2-1-0	0-0-0	0-0-0	NEUTRAL	0-1-0	0-0-0	2-0-0					
6-4-3	0-0-0	0-3-0	NON-CONFERENCE	0-1-0	1-0-0	5-0-3					
3-1-1	0-0-0	0-1-0	HOME	0-0-0	1-0-0	2-0-1					
1-2-2	0-0-0	0-0-	AWAY	0-0-0	0-0-0	1-0-2					
2-1-0	0-0-0	0-0-0	NEUTRAL	0-1-0	0-0-0	2-0-0					
6-2-0	0-0-0	0-0-0	CONFERENCE	2-1-0	2-1-0	2-0-0					
5-0-0	0-0-0	0-0-0	HOME	2-0-0	1-0-0	2-0-0					
1-2-0	0-0-0	0-0-0	AWAY	0-1-0	1-1-0	0-0-0					
0-0-0	0-0-0	0-0-0	NEUTRAL	0-0-0	0-0-0	0-0-0					
RPI S	Opponent	Score	RPI S	Opponent	Score	RPI S	Opponent	Score	RPI S	Opponent	Score
			37 H	Wisconsin	0 2	65 N	Iowa St.	1 2	110 A	Illinois St.	1 3
			40 A	Nebraska	0 1	82 A	Drake	0 3	127 H	North Dakota St.	3 0
			49 A	UNLV	0 4	82 H	Drake	1 0	148 A	Evansville	2 1
						90 H	Missouri St.	4 0	148 H	Evansville	3 2
									161 H	Valparaiso	0 0
									165 A	Western Ill.	1 1
									169 H	Indiana St.	2 1
									199 N	Northern Ariz.	6 3
									211 H	Northern Ill.	1 0
									233 A	Northern Colo.	2 2
									236 H	Grambling	4 0
									266 A	South Dakota St.	5 1
									270 N	Ohio	3 0
									291 H	UNI	5 0
LAST 10 GAMES											
			40 A	Nebraska	0 1	169 H	Indiana St.	2 1			
			82 H	Drake	1 0	291 H	UNI	5 0			
			148 H	Evansville	3 2	148 A	Evansville	2 1			
			90 H	Missouri St.	4 0	110 A	Illinois St.	1 3			
			82 A	Drake	0 3	49 A	UNLV	0 4			

Non-Div. I Games:

Creighton

Average RPI Win: 178		WON-LOST	WINNING	LAST 10	STRENGTH OF		OPP. STRENGTH	TEAM	ADJ		CONF.	ADJ CONF.			
Average RPI Loss: 106		RECORD	PCT. RANK	GAMES	SCHEDULE		OF SCHEDULE	RPI	RPI		RPI	RPI			
DIV. I ONLY		11-7-1	.60526	83	6-3-1		124	142	91	.53198	89	18	18		
DIV. I NON-CONF.		4-3-0	.57143	110	0-0-0		65	54	63	.56577	62	20	20		
TOTALS		RPI 1-25	RPI 26-50		W-L RECORDS		RPI 51-100		RPI 101-150		RPI 150+				
11-7-1		0-1-0	0-1-0		OVERALL		3-1-1		1-2-0		7-2-0				
7-3-0		0-0-0	0-1-0		HOME		2-1-0		0-0-0		5-1-0				
3-4-1		0-1-0	0-0-0		AWAY		1-0-1		1-2-0		1-1-0				
1-0-0		0-0-0	0-0-0		NEUTRAL		0-0-0		0-0-0		1-0-0				
4-3-0		0-1-0	0-1-0		NON-CONFERENCE		2-1-0		1-0-0		1-0-0				
3-2-0		0-0-0	0-1-0		HOME		2-1-0		0-0-0		1-0-0				
1-1-0		0-1-0	0-0-		AWAY		0-0-0		1-0-0		0-0-0				
0-0-0		0-0-0	0-0-0		NEUTRAL		0-0-0		0-0-0		0-0-0				
7-4-1		0-0-0	0-0-0		CONFERENCE		1-0-1		0-2-0		6-2-0				
4-1-0		0-0-0	0-0-0		HOME		0-0-0		0-0-0		4-1-0				
2-3-1		0-0-0	0-0-0		AWAY		1-0-1		0-2-0		1-1-0				
1-0-0		0-0-0	0-0-0		NEUTRAL		0-0-0		0-0-0		1-0-0				
RPI S	Opponent	Score		RPI S	Opponent	Score		RPI S	Opponent	Score		RPI S	Opponent	Score	
10 A	Duke	0	1	44 H	Wake Forest	0	1	52 H	Oregon St.	1	0	115 A	Furman	3	4
								53 H	James Madison	1	0	115 A	Furman	0	1
								58 A	Davidson	2	2	120 A	Virginia Tech	1	0
								70 A	Western Caro.	2	1	179 H	Appalachian St.	4	0
								75 H	Old Dominion	1	2	181 H	Col. of Charleston	1	2
												202 A	Chattanooga	0	1
												202 N	Chattanooga	2	0
												221 H	Elon	3	0
												230 H	High Point	6	0
												251 A	Wofford	2	0
												287 H	Ga. Southern	3	0
												288 H	Citadel	8	1
LAST 10 GAMES															
	115 A	Furman	0	1		58 A	Davidson	2	2						
	202 N	Chattanooga	2	0		287 H	Ga. Southern	3	0						
	115 A	Furman	3	4		202 A	Chattanooga	0	1						
	288 H	Citadel	8	1		221 H	Elon	3	0						
	251 A	Wofford	2	0		179 H	Appalachian St.	4	0						

Non-Div. I Games:

UNC Greensboro

Average RPI Win: 196		WON-LOST	WINNING	LAST 10	STRENGTH OF		OPP. STRENGTH	TEAM	ADJ	CONF.	ADJ CONF.				
Average RPI Loss: 106		RECORD	PCT. RANK	GAMES	SCHEDULE		OF SCHEDULE	RPI	RPI	RPI	RPI				
DIV. I ONLY		9-4-5	.63889	70	5-2-3		159	134	92	.52999	90	13	13		
DIV. I NON-CONF.		6-3-2	.63636	75	2-1-0		157	138	104	.53007	101	13	13		
<hr/>															
TOTALS		RPI 1-25	RPI 26-50		W-L RECORDS		RPI 51-100		RPI 101-150		RPI 150+				
9-4-5		1-0-0	0-0-1		OVERALL		0-3-1		1-0-2		7-1-1				
5-1-4		1-0-0	0-0-0		HOME		0-0-1		0-0-2		4-1-1				
4-3-1		0-0-0	0-0-1		AWAY		0-3-0		1-0-0		3-0-0				
0-0-0		0-0-0	0-0-0		NEUTRAL		0-0-0		0-0-0		0-0-0				
6-3-2		1-0-0	0-0-1		NON-CONFERENCE		0-2-0		0-0-0		5-1-1				
4-1-1		1-0-0	0-0-0		HOME		0-0-0		0-0-0		3-1-1				
2-2-1		0-0-0	0-1-		AWAY		0-2-0		0-0-0		2-0-0				
0-0-0		0-0-0	0-0-0		NEUTRAL		0-0-0		0-0-0		0-0-0				
3-1-3		0-0-0	0-0-0		CONFERENCE		0-1-1		1-0-2		2-0-0				
1-0-3		0-0-0	0-0-0		HOME		0-0-1		0-0-2		1-0-0				
2-1-0		0-0-0	0-0-0		AWAY		0-1-0		1-0-0		1-0-0				
0-0-0		0-0-0	0-0-0		NEUTRAL		0-0-0		0-0-0		0-0-0				
RPI S	Opponent	Score		RPI S	Opponent	Score		RPI S	Opponent	Score		RPI S	Opponent	Score	
25 H	St. Louis	1	0	41 A	North Texas	1	1	68 A	Kansas	0	2	110 H	Illinois St.	1	1
								74 A	Memphis	0	4	148 A	Evansville	3	0
								82 H	Drake	0	0	148 H	Evansville	2	2
								88 A	Creighton	0	4	169 A	Indiana St.	1	0
												180 A	Western Ky.	2	1
												181 H	Col. of Charleston	2	0
												193 H	Oral Roberts	0	2
												203 H	Iowa	1	1
												239 H	Tenn.-Martin	4	0
												250 H	Arkansas St.	2	1
												282 A	Ark.-Little Rock	4	0
												291 H	UNI	3	1
<hr/>															
LAST 10 GAMES															
148 H Evansville		2	2	110 H Illinois St.		1	1								
193 H Oral Roberts		0	2	291 H UNI		3	1								
88 A Creighton		0	4	148 A Evansville		3	0								
25 H St. Louis		1	0	169 A Indiana St.		1	0								
82 H Drake		0	0	180 A Western Ky.		2	1								

Non-Div. I Games:

Missouri St.

Average RPI Win:	215	WON-LOST RECORD	WINNING PCT. RANK	LAST 10 GAMES	STRENGTH OF SCHEDULE	OPP. STRENGTH OF SCHEDULE	TEAM RPI	ADJ RPI	CONF. RPI	ADJ CONF. RPI			
Average RPI Loss:	61												
DIV. I ONLY		10-4-5	.65789	58	7-1-2	181	146	94	.52905	91	20	20	
DIV. I NON-CONF.		3-3-3	.5	141	0-0-1	83	111	106	.52794	104	18	18	
<hr/>													
TOTALS	RPI 1-25	RPI 26-50		W-L RECORDS		RPI 51-100		RPI 101-150		RPI 150+			
10-4-5	0-0-0	0-2-1		OVERALL		0-1-1		1-1-2		9-0-1			
2-1-2	0-0-0	0-0-0		HOME		0-1-0		0-0-1		2-0-1			
5-1-2	0-0-0	0-1-1		AWAY		0-0-0		0-0-1		5-0-0			
3-2-1	0-0-0	0-1-0		NEUTRAL		0-0-1		1-1-0		2-0-0			
<hr/>													
3-3-3	0-0-0	0-2-1		NON-CONFERENCE		0-0-0		1-1-1		2-0-1			
0-0-1	0-0-0	0-0-0		HOME		0-0-0		0-0-0		0-0-1			
2-1-2	0-0-0	0-1-		AWAY		0-0-0		0-0-1		2-0-0			
1-2-0	0-0-0	0-1-0		NEUTRAL		0-0-0		1-1-0		0-0-0			
<hr/>													
7-1-2	0-0-0	0-0-0		CONFERENCE		0-1-1		0-0-1		7-0-0			
2-1-1	0-0-0	0-0-0		HOME		0-1-0		0-0-1		2-0-0			
3-0-0	0-0-0	0-0-0		AWAY		0-0-0		0-0-0		3-0-0			
2-0-1	0-0-0	0-0-0		NEUTRAL		0-0-1		0-0-0		2-0-0			
<hr/>													
RPI	S	Opponent	Score	RPI	S	Opponent	Score	RPI	S	Opponent	Score		
				29	A	Colorado	0 3	59	H	Wis.-Milwaukee	1 2		
				39	A	Michigan St.	2 2	59	N	Wis.-Milwaukee	0 0		
				46	N	Cal Poly	0 3						
										109	A	Niagara	2 2
										111	N	Denver	2 4
										128	N	DePaul	3 0
										150	H	Wright St.	1 1
										154	A	Toledo	1 0
										163	A	Loyola (Ill.)	2 1
										163	N	Loyola (Ill.)	2 0
										185	H	Eastern Mich.	0 0
										186	H	Wis.-Green Bay	2 0
										198	A	Butler	4 1
										263	A	IPFW	2 0
										294	A	Cleveland St.	2 1
										299	H	Youngstown St.	2 0
										299	N	Youngstown St.	4 0
<hr/>													
LAST 10 GAMES													
				59	N	Wis.-Milwaukee	0 0	59	H	Wis.-Milwaukee	1 2		
				163	N	Loyola (Ill.)	2 0	163	A	Loyola (Ill.)	2 1		
				299	N	Youngstown St.	4 0	294	A	Cleveland St.	2 1		
				299	H	Youngstown St.	2 0	109	A	Niagara	2 2		
				198	A	Butler	4 1	186	H	Wis.-Green Bay	2 0		

Non-Div. I Games:

Detroit

Average RPI Win: 206		WON-LOST RECORD		WINNING PCT. RANK		LAST 10 GAMES		STRENGTH OF SCHEDULE		OPP. STRENGTH OF SCHEDULE		TEAM RPI		ADJ RPI		CONF. RPI		ADJ CONF. RPI	
DIV. I ONLY		15-4-4		.73913 30		7-1-2		228		164		88		.52889 92		24		25	
DIV. I NON-CONF.		7-2-3		.70833 49		2-1-1		197		92		90		.53995 89		24		24	
TOTALS		RPI 1-25		RPI 26-50		W-L RECORDS		RPI 51-100		RPI 101-150		RPI 150+							
15-4-4		0-2-1		0-0-0		OVERALL		1-0-0		3-0-0		11-2-3							
9-1-0		0-0-0		0-0-0		HOME		1-0-0		0-0-0		8-1-0							
6-2-3		0-1-1		0-0-0		AWAY		0-0-0		3-0-0		3-1-2							
0-1-1		0-1-0		0-0-0		NEUTRAL		0-0-0		0-0-0		0-0-1							
7-2-3		0-2-1		0-0-0		NON-CONFERENCE		1-0-0		1-0-0		5-0-2							
5-0-0		0-0-0		0-0-0		HOME		1-0-0		0-0-0		4-0-0							
2-1-3		0-1-1		0-0-		AWAY		0-0-0		1-0-0		1-0-2							
0-1-0		0-1-0		0-0-0		NEUTRAL		0-0-0		0-0-0		0-0-0							
8-2-1		0-0-0		0-0-0		CONFERENCE		0-0-0		2-0-0		6-2-1							
4-1-0		0-0-0		0-0-0		HOME		0-0-0		0-0-0		4-1-0							
4-1-0		0-0-0		0-0-0		AWAY		0-0-0		2-0-0		2-1-0							
0-0-1		0-0-0		0-0-0		NEUTRAL		0-0-0		0-0-0		0-0-1							
RPI S	Opponent	Score		RPI S	Opponent	Score		RPI S	Opponent	Score		RPI S	Opponent	Score					
11 N	Pepperdine	0	2					74 H	Memphis	2	1	107 A	North Carolina St.	1	0				
21 A	Vanderbilt	1	2									139 A	Eastern Ill.	1	0				
21 A	Vanderbilt	1	1									139 A	Eastern Ill.	1	0				
												153 A	Southeast Mo. St.	3	1				
												156 A	Mississippi St.	1	1				
												205 A	Birmingham-So.	2	1				
												227 H	Tennessee Tech	2	1				
												228 H	Jacksonville St.	2	0				
												237 H	Murray St.	0	1				
												237 N	Murray St.	0	0				
												239 H	Tenn.-Martin	2	0				
												240 A	Winthrop	0	0				
												247 H	Southern Miss.	3	0				
												251 H	Wofford	3	0				
												259 H	Austin Peay	4	1				
												264 A	Morehead St.	4	0				
												268 H	Belmont	2	0				
												289 A	Eastern Ky.	0	1				
												293 H	Marshall	2	0				
LAST 10 GAMES																			
11 N	Pepperdine	0	2	205 A	Birmingham-So.	2	1												
21 A	Vanderbilt	1	1	259 H	Austin Peay	4	1												
139 A	Eastern Ill.	1	0	227 H	Tennessee Tech	2	1												
237 N	Murray St.	0	0	153 A	Southeast Mo. St.	3	1												
268 H	Belmont	2	0	139 A	Eastern Ill.	1	0												

Non-Div. I Games:

Samford

Average RPI Win:	146	WON-LOST RECORD	WINNING PCT. RANK	LAST 10 GAMES	STRENGTH OF SCHEDULE	OPP. STRENGTH OF SCHEDULE	TEAM RPI	ADJ RPI	CONF. RPI	ADJ CONF. RPI		
Average RPI Loss:	85											
DIV. I ONLY		11-8-0	.57895	102	3-7-0	141	70	96	.5282	93	4	4
DIV. I NON-CONF.		8-4-0	.66667	62	0-3-0	222	93	111	.51864	111	6	6
<hr/>												
TOTALS	RPI 1-25	RPI 26-50		W-L RECORDS		RPI 51-100		RPI 101-150		RPI 150+		
11-8-0	0-2-0	3-1-0		OVERALL		1-2-0		1-1-0		6-2-0		
4-2-0	0-0-0	2-0-0		HOME		0-1-0		0-0-0		2-1-0		
5-6-0	0-2-0	1-1-0		AWAY		1-1-0		1-1-0		2-1-0		
2-0-0	0-0-0	0-0-0		NEUTRAL		0-0-0		0-0-0		2-0-0		
<hr/>												
8-4-0	0-1-0	1-0-0		NON-CONFERENCE		1-1-0		0-0-0		6-2-0		
2-1-0	0-0-0	0-0-0		HOME		0-0-0		0-0-0		2-1-0		
4-3-0	0-1-0	1-0-		AWAY		1-1-0		0-0-0		2-1-0		
2-0-0	0-0-0	0-0-0		NEUTRAL		0-0-0		0-0-0		2-0-0		
<hr/>												
3-4-0	0-1-0	2-1-0		CONFERENCE		0-1-0		1-1-0		0-0-0		
2-1-0	0-0-0	2-0-0		HOME		0-1-0		0-0-0		0-0-0		
1-3-0	0-1-0	0-1-0		AWAY		0-0-0		1-1-0		0-0-0		
0-0-0	0-0-0	0-0-0		NEUTRAL		0-0-0		0-0-0		0-0-0		
<hr/>												
RPI S	Opponent	Score	RPI S	Opponent	Score	RPI S	Opponent	Score	RPI S	Opponent	Score	
11 A	Pepperdine	1 2	38 A	UC Riverside	0 1	69 A	San Diego St.	2 1	101 A	Pacific	1 2	
12 A	Cal St. Fullerton	0 2	45 H	Long Beach St.	1 0	72 A	Loyola Marymount	0 2	146 A	UC Irvine	3 1	
			46 H	Cal Poly	4 3	76 H	UC Santa Barb.	1 2	151 H	Fresno St.	1 2	
			49 A	UNLV	2 0				163 N	Loyola (Ill.)	7 1	
									166 H	Navy	2 1	
									173 A	San Francisco	1 0	
									201 A	Sacramento St.	4 1	
									216 A	UC Davis	3 4	
									275 H	Idaho St.	5 0	
									276 N	St. Bonaventure	3 1	
<hr/>												
LAST 10 GAMES												
11 A	Pepperdine	1 2	101 A	Pacific	1 2							
72 A	Loyola Marymount	0 2	38 A	UC Riverside	0 1							
76 H	UC Santa Barb.	1 2	12 A	Cal St. Fullerton	0 2							
46 H	Cal Poly	4 3	45 H	Long Beach St.	1 0							
216 A	UC Davis	3 4	146 A	UC Irvine	3 1							

Non-Div. I Games:

Cal St. Northridge

Average RPI Win: 200		WON-LOST	WINNING	LAST 10	STRENGTH OF		OPP. STRENGTH	TEAM	ADJ	CONF.	ADJ CONF.
Average RPI Loss: 95		RECORD	PCT. RANK	GAMES	SCHEDULE		OF SCHEDULE	RPI	RPI	RPI	RPI
DIV. I ONLY		14-7-2	.65217	64	7-1-2		160	166	93	.52667	94
DIV. I NON-CONF.		4-5-0	.44444	176	0-1-0		168	124	173	.47649	171
TOTALS		RPI 1-25	RPI 26-50		W-L RECORDS		RPI 51-100		RPI 101-150		RPI 150+
14-7-2		0-0-0	0-2-0		OVERALL		0-1-0		1-4-0		13-0-2
7-2-2		0-0-0	0-0-0		HOME		0-0-0		1-2-0		6-0-2
6-4-0		0-0-0	0-1-0		AWAY		0-1-0		0-2-0		6-0-0
1-1-0		0-0-0	0-1-0		NEUTRAL		0-0-0		0-0-0		1-0-0
4-5-0		0-0-0	0-2-0		NON-CONFERENCE		0-0-0		1-3-0		3-0-0
2-2-0		0-0-0	0-0-0		HOME		0-0-0		1-2-0		1-0-0
1-2-0		0-0-0	0-0-		AWAY		0-0-0		0-1-0		1-0-0
1-1-0		0-0-0	0-1-0		NEUTRAL		0-0-0		0-0-0		1-0-0
10-2-2		0-0-0	0-0-0		CONFERENCE		0-1-0		0-1-0		10-0-2
5-0-2		0-0-0	0-0-0		HOME		0-0-0		0-0-0		5-0-2
5-2-0		0-0-0	0-0-0		AWAY		0-1-0		0-1-0		5-0-0
0-0-0		0-0-0	0-0-0		NEUTRAL		0-0-0		0-0-0		0-0-0
RPI S	Opponent	Score	RPI S	Opponent	Score	RPI S	Opponent	Score	RPI S	Opponent	Score
			39 A	Michigan St.	0 1	85 A	Ball St.	0 3	104 A	Indiana	0 2
			39 N	Michigan St.	0 4				118 H	Oakland	1 4
									131 A	Western Mich.	0 4
									139 H	Eastern Ill.	2 1
									150 H	Wright St.	0 4
									154 A	Toledo	3 2
									154 H	Toledo	0 0
									155 H	Kent St.	2 0
									155 H	Kent St.	0 0
									160 A	Miami (Ohio)	3 1
									160 H	Miami (Ohio)	2 0
									185 A	Eastern Mich.	2 1
									195 N	Boise St.	1 0
									199 A	Northern Ariz.	2 1
									209 A	Central Mich.	2 1
									211 A	Northern Ill.	3 1
									213 H	Buffalo	4 0
									253 H	Akron	1 0
									270 H	Ohio	2 0
									294 H	Cleveland St.	6 0
LAST 10 GAMES											
			39 N	Michigan St.	0 4	185 A	Eastern Mich.	2 1			
			155 H	Kent St.	0 0	209 A	Central Mich.	2 1			
			160 H	Miami (Ohio)	2 0	213 H	Buffalo	4 0			
			154 H	Toledo	0 0	155 H	Kent St.	2 0			
			154 A	Toledo	3 2	253 H	Akron	1 0			

Non-Div. I Games:

Bowling Green

Average RPI Win:	189	WON-LOST RECORD	WINNING PCT. RANK	LAST 10 GAMES	STRENGTH OF SCHEDULE	OPP. STRENGTH OF SCHEDULE	TEAM RPI	ADJ RPI	CONF. RPI	ADJ CONF. RPI			
DIV. I ONLY		9-9-1	.5	144	2-8-0	94	34	98	.52652	95	2	2	
DIV. I NON-CONF.		8-1-1	.85	16	1-0-0	147	142	43	.58468	43	2	2	
<hr/>													
TOTALS	RPI 1-25	RPI 26-50		W-L RECORDS		RPI 51-100		RPI 101-150		RPI 150+			
9-9-1	0-6-0	0-0-1		OVERALL		0-3-0		2-0-0		7-0-0			
4-5-1	0-5-0	0-0-1		HOME		0-0-0		0-0-0		4-0-0			
4-4-0	0-1-0	0-0-0		AWAY		0-3-0		2-0-0		2-0-0			
1-0-0	0-0-0	0-0-0		NEUTRAL		0-0-0		0-0-0		1-0-0			
8-1-1	0-1-0	0-0-1		NON-CONFERENCE		0-0-0		2-0-0		6-0-0			
4-1-1	0-1-0	0-0-1		HOME		0-0-0		0-0-0		4-0-0			
3-0-0	0-0-0	0-0-		AWAY		0-0-0		2-0-0		1-0-0			
1-0-0	0-0-0	0-0-0		NEUTRAL		0-0-0		0-0-0		1-0-0			
1-8-0	0-5-0	0-0-0		CONFERENCE		0-3-0		0-0-0		1-0-0			
0-4-0	0-4-0	0-0-0		HOME		0-0-0		0-0-0		0-0-0			
1-4-0	0-1-0	0-0-0		AWAY		0-3-0		0-0-0		1-0-0			
0-0-0	0-0-0	0-0-0		NEUTRAL		0-0-0		0-0-0		0-0-0			
RPI	S	Opponent	Score	RPI	S	Opponent	Score	RPI	S	Opponent	Score		
2	H	UCLA	0 3	47	H	Gonzaga	1 1	52	A	Oregon St.	2 4		
4	H	Portland	0 6					55	A	Washington St.	0 1		
9	H	California	0 5					56	A	Arizona St.	0 3		
16	H	Southern California	1 2							107	A	North Carolina St.	1 0
20	A	Arizona	2 4							124	A	Wyoming	1 0
24	H	Stanford	0 2							159	N	Nevada	2 1
										161	H	LSU	2 0
										168	A	Washington	1 0
										221	A	Elon	2 0
										235	H	Eastern Wash.	1 0
										260	H	Portland St.	2 1
										266	H	South Dakota St.	2 0
<hr/>													
LAST 10 GAMES													
24	H	Stanford	0 2	16	H	Southern California	1 2						
9	H	California	0 5	2	H	UCLA	0 3						
55	A	Washington St.	0 1	56	A	Arizona St.	0 3						
168	A	Washington	1 0	20	A	Arizona	2 4						
52	A	Oregon St.	2 4	124	A	Wyoming	1 0						

Non-Div. I Games:

Oregon

Average RPI Win:		186	WON-LOST RECORD		WINNING PCT. RANK		LAST 10 GAMES		STRENGTH OF SCHEDULE		OPP. STRENGTH OF SCHEDULE		TEAM RPI		ADJ RPI		CONF. RPI		ADJ CONF. RPI	
Average RPI Loss:		79																		
DIV. I ONLY			11-6-2		.63158 71		6-2-2		194		88		97		.5259 96		15		14	
DIV. I NON-CONF.			4-4-1		.5 141		0-0-1		176		37		139		.50036 138		14		14	
TOTALS		RPI 1-25		RPI 26-50		W-L RECORDS		RPI 51-100		RPI 101-150		RPI 150+								
11-6-2		0-2-0		0-0-0		OVERALL		0-2-1		3-1-1		8-1-0								
7-0-0		0-0-0		0-0-0		HOME		0-0-0		2-0-0		5-0-0								
3-4-2		0-1-0		0-0-0		AWAY		0-2-1		0-1-1		3-0-0								
1-2-0		0-1-0		0-0-0		NEUTRAL		0-0-0		1-0-0		0-1-0								
4-4-1		0-1-0		0-0-0		NON-CONFERENCE		0-2-1		1-0-0		3-1-0								
3-0-0		0-0-0		0-0-0		HOME		0-0-0		1-0-0		2-0-0								
1-3-1		0-1-0		0-0-		AWAY		0-2-1		0-0-0		1-0-0								
0-1-0		0-0-0		0-0-0		NEUTRAL		0-0-0		0-0-0		0-1-0								
7-2-1		0-1-0		0-0-0		CONFERENCE		0-0-0		2-1-1		5-0-0								
4-0-0		0-0-0		0-0-0		HOME		0-0-0		1-0-0		3-0-0								
2-1-1		0-0-0		0-0-0		AWAY		0-0-0		0-1-1		2-0-0								
1-1-0		0-1-0		0-0-0		NEUTRAL		0-0-0		1-0-0		0-0-0								
RPI S	Opponent		Score		RPI S	Opponent		Score		RPI S	Opponent		Score		RPI S	Opponent		Score		
8 A	Virginia		0	6						57 A	Maryland		0	4	105 H	Duquesne		5	2	
25 N	St. Louis		0	1						64 A	Harvard		0	0	106 H	Maine		2	1	
										99 A	Auburn		0	3	108 A	Richmond		1	1	
															129 A	Charlotte		2	3	
															129 N	Charlotte		2	0	
															152 H	New Hampshire		5	3	
															157 N	South Carolina		0	2	
															167 H	Vermont		8	2	
															172 H	Massachusetts		2	1	
															207 H	Fordham		4	0	
															241 A	George Washington		2	1	
															243 A	La Salle		2	1	
															244 A	Hartford		7	0	
															276 H	St. Bonaventure		5	0	
LAST 10 GAMES																				
	25 N St. Louis		0	1		241 A George Washington		2	1											
	129 N Charlotte		2	0		105 H Duquesne		5	2											
	129 A Charlotte		2	3		172 H Massachusetts		2	1											
	108 A Richmond		1	1		64 A Harvard		0	0											
	243 A La Salle		2	1		207 H Fordham		4	0											

Non-Div. I Games:

Rhode Island

Average RPI Win: 137		WON-LOST RECORD		WINNING PCT. RANK		LAST 10 GAMES		STRENGTH OF SCHEDULE		OPP. STRENGTH OF SCHEDULE		TEAM RPI		ADJ RPI		CONF. RPI		ADJ CONF. RPI	
DIV. I ONLY		9-9-1		.5 144		3-7-0		89		53		99		.52536 97		5		5	
DIV. I NON-CONF.		7-2-0		.77778 34		1-1-0		123		89		44		.5839 44		4		4	
TOTALS		RPI 1-25		RPI 26-50		W-L RECORDS		RPI 51-100		RPI 101-150		RPI 150+							
9-9-1		0-2-0		0-4-0		OVERALL		2-1-0		4-1-0		3-1-1							
6-5-0		0-1-0		0-2-0		HOME		1-0-0		3-1-0		2-1-0							
2-3-1		0-0-0		0-2-0		AWAY		0-1-0		1-0-0		1-0-1							
1-1-0		0-1-0		0-0-0		NEUTRAL		1-0-0		0-0-0		0-0-0							
7-2-0		0-1-0		0-0-0		NON-CONFERENCE		2-0-0		2-0-0		3-1-0							
4-1-0		0-0-0		0-0-0		HOME		1-0-0		1-0-0		2-1-0							
2-0-0		0-0-0		0-0-		AWAY		0-0-0		1-0-0		1-0-0							
1-1-0		0-1-0		0-0-0		NEUTRAL		1-0-0		0-0-0		0-0-0							
2-7-1		0-1-0		0-4-0		CONFERENCE		0-1-0		2-1-0		0-0-1							
2-4-0		0-1-0		0-2-0		HOME		0-0-0		2-1-0		0-0-0							
0-3-1		0-0-0		0-2-0		AWAY		0-1-0		0-0-0		0-0-1							
0-0-0		0-0-0		0-0-0		NEUTRAL		0-0-0		0-0-0		0-0-0							
RPI	S	Opponent		Score		RPI	S	Opponent		Score		RPI	S	Opponent		Score			
3	H	Penn St.		1 2		36	A	Illinois		2 3		104	H	Indiana		1 0			
15	N	Marquette		1 2		37	H	Wisconsin		0 1		59	N	Wis.-Milwaukee		1 0			
						39	A	Michigan St.		1 2		67	A	Michigan		2 3			
						42	H	Purdue		1 2									

Non-Div. I Games:

Northwestern

Average RPI Win:	214	WON-LOST	WINNING	LAST 10	STRENGTH OF	OPP. STRENGTH	TEAM	ADJ	CONF.	ADJ CONF.	
Average RPI Loss:	134	RECORD	PCT. RANK	GAMES	SCHEDULE	OF SCHEDULE	RPI	RPI	RPI	RPI	
DIV. I ONLY	12-5-1	.69444	41	8-2-0	182	235	90	.52471	98	16	16
DIV. I NON-CONF.	4-2-1	.64286	73	2-0-0	221	301	156	.48435	161	15	15
<hr/>											
TOTALS	RPI 1-25	RPI 26-50		W-L RECORDS	RPI 51-100		RPI 101-150		RPI 150+		
12-5-1	0-0-0	0-2-0		OVERALL	2-0-0		0-1-0		10-2-1		
9-1-1	0-0-0	0-1-0		HOME	2-0-0		0-0-0		7-0-1		
3-3-0	0-0-0	0-1-0		AWAY	0-0-0		0-1-0		3-1-0		
0-1-0	0-0-0	0-0-0		NEUTRAL	0-0-0		0-0-0		0-1-0		
<hr/>											
4-2-1	0-0-0	0-0-0		NON-CONFERENCE	0-0-0		0-0-0		4-2-1		
3-0-1	0-0-0	0-0-0		HOME	0-0-0		0-0-0		3-0-1		
1-1-0	0-0-0	0-0-		AWAY	0-0-0		0-0-0		1-1-0		
0-1-0	0-0-0	0-0-0		NEUTRAL	0-0-0		0-0-0		0-1-0		
<hr/>											
8-3-0	0-0-0	0-2-0		CONFERENCE	2-0-0		0-1-0		6-0-0		
6-1-0	0-0-0	0-1-0		HOME	2-0-0		0-0-0		4-0-0		
2-2-0	0-0-0	0-1-0		AWAY	0-0-0		0-1-0		2-0-0		
0-0-0	0-0-0	0-0-0		NEUTRAL	0-0-0		0-0-0		0-0-0		
<hr/>											
RPI S	Opponent	Score	RPI S	Opponent	Score	RPI S	Opponent	Score	RPI S	Opponent	Score
			41 A	North Texas	1 2	87 H	Middle Tenn.	1 0	111 A	Denver	0 3
			41 H	North Texas	0 2	87 H	Middle Tenn.	2 1	180 H	Western Ky.	2 0
									182 H	Northwestern St.	1 1
									205 H	Birmingham-So.	2 1
									208 H	La.-Monroe	1 0
									212 H	Florida Int'l	3 0
									232 A	Troy	4 0
									237 N	Murray St.	1 2
									239 A	Tenn.-Martin	2 3
									242 A	La.-Lafayette	2 1
									250 H	Arkansas St.	1 0
									282 H	Ark.-Little Rock	2 0
									292 A	Southeastern La.	2 1
									296 H	Alabama St.	11 0
			LAST 10 GAMES								
			41 H	North Texas	0 2	292 A	Southeastern La.	2 1			
			87 H	Middle Tenn.	1 0	232 A	Troy	4 0			
			212 H	Florida Int'l	3 0	180 H	Western Ky.	2 0			
			296 H	Alabama St.	11 0	87 H	Middle Tenn.	2 1			
			242 A	La.-Lafayette	2 1	41 A	North Texas	1 2			

Non-Div. I Games:

South Ala.

Auburn

Average RPI Win:	91	WON-LOST	WINNING	LAST 10	STRENGTH OF	OPP. STRENGTH	TEAM	ADJ	CONF.	ADJ CONF.	
Average RPI Loss:	66	RECORD	PCT. RANK	GAMES	SCHEDULE	OF SCHEDULE	RPI	RPI	RPI	RPI	
DIV. I ONLY	8-11-1	.425	194	3-7-0	71	18	103	.52333	100	1	1
DIV. I NON-CONF.	6-3-1	.65	69	1-0-0	122	90	73	.55011	75	1	1
<hr/>											
TOTALS	RPI 1-25	RPI 26-50		W-L RECORDS	RPI 51-100		RPI 101-150		RPI 150+		
8-11-1	0-6-0	0-1-0		OVERALL	6-0-0		1-2-0		1-2-1		
4-5-0	0-3-0	0-0-0		HOME	3-0-0		0-1-0		1-1-0		
4-5-1	0-2-0	0-1-0		AWAY	3-0-0		1-1-0		0-1-1		
0-1-0	0-1-0	0-0-0		NEUTRAL	0-0-0		0-0-0		0-0-0		
<hr/>											
6-3-1	0-1-0	0-0-0		NON-CONFERENCE	4-0-0		1-0-0		1-2-1		
3-1-0	0-0-0	0-0-0		HOME	2-0-0		0-0-0		1-1-0		
3-1-1	0-0-0	0-0-		AWAY	2-0-0		1-0-0		0-1-1		
0-1-0	0-1-0	0-0-0		NEUTRAL	0-0-0		0-0-0		0-0-0		
<hr/>											
2-8-0	0-5-0	0-1-0		CONFERENCE	2-0-0		0-2-0		0-0-0		
1-4-0	0-3-0	0-0-0		HOME	1-0-0		0-1-0		0-0-0		
1-4-0	0-2-0	0-1-0		AWAY	1-0-0		0-1-0		0-0-0		
0-0-0	0-0-0	0-0-0		NEUTRAL	0-0-0		0-0-0		0-0-0		
<hr/>											
RPI S	Opponent	Score	RPI S	Opponent	Score	RPI S	Opponent	Score	RPI S	Opponent	Score
1	H North Carolina	0 4	44	A Wake Forest	0 2	51	H Fla. Atlantic	2 1	104	A Indiana	2 1
6	H Florida St.	1 3				54	A Clemson	1 0	107	H North Carolina St.	0 1
8	A Virginia	0 1				57	H Maryland	2 0	120	A Virginia Tech	0 5
10	A Duke	1 3				60	H Princeton	3 0	157	A South Carolina	1 2
15	N Marquette	0 1				73	A UCF	2 1	212	A Florida Int'l	0 0
19	H Boston College	0 2				99	A Auburn	2 1	231	H Monmouth	4 0
									238	H Stetson	1 2
<hr/>											
LAST 10 GAMES											
10	A Duke	1 3	57	H Maryland	2 0						
44	A Wake Forest	0 2	19	H Boston College	0 2						
73	A UCF	2 1	8	A Virginia	0 1						
6	H Florida St.	1 3	120	A Virginia Tech	0 5						
54	A Clemson	1 0	1	H North Carolina	0 4						

Non-Div. I Games:

Miami (Fla.)

Average RPI Win: 158		WON-LOST	WINNING	LAST 10	STRENGTH OF		OPP. STRENGTH	TEAM	ADJ		CONF.	ADJ CONF.		
Average RPI Loss: 50		RECORD	PCT. RANK	GAMES	SCHEDULE		OF SCHEDULE	RPI	RPI		RPI	RPI		
DIV. I ONLY		10-9-1	.525	138	4-6-0		113	51	100		.52296	101		
DIV. I NON-CONF.		7-4-1	.625	77	1-1-0		224	63	118		.50932	122		
TOTALS		RPI 1-25	RPI 26-50		W-L RECORDS		RPI 51-100		RPI 101-150		RPI 150+			
10-9-1		0-4-0	0-3-0		OVERALL		2-1-0		2-0-0		6-1-1			
8-1-0		0-0-0	0-1-0		HOME		2-0-0		1-0-0		5-0-0			
2-7-1		0-3-0	0-2-0		AWAY		0-1-0		1-0-0		1-1-1			
0-1-0		0-1-0	0-0-0		NEUTRAL		0-0-0		0-0-0		0-0-0			
7-4-1		0-2-0	0-0-0		NON-CONFERENCE		0-1-0		1-0-0		6-1-1			
5-0-0		0-0-0	0-0-0		HOME		0-0-0		0-0-0		5-0-0			
2-3-1		0-1-0	0-0-		AWAY		0-1-0		1-0-0		1-1-1			
0-1-0		0-1-0	0-0-0		NEUTRAL		0-0-0		0-0-0		0-0-0			
3-5-0		0-2-0	0-3-0		CONFERENCE		2-0-0		1-0-0		0-0-0			
3-1-0		0-0-0	0-1-0		HOME		2-0-0		1-0-0		0-0-0			
0-4-0		0-2-0	0-2-0		AWAY		0-0-0		0-0-0		0-0-0			
0-0-0		0-0-0	0-0-0		NEUTRAL		0-0-0		0-0-0		0-0-0			
RPI	S	Opponent	Score		RPI	S	Opponent	Score		RPI	S	Opponent	Score	
4	N	Portland	0	2	38	A	UC Riverside	1	2	69	A	San Diego St.	0	1
9	A	California	0	3	45	H	Long Beach St.	0	1	76	H	UC Santa Barb.	3	2
12	A	Cal St. Fullerton	2	3	46	A	Cal Poly	0	1	93	H	Cal St. Northridge	2	1
12	A	Cal St. Fullerton	0	1										

Non-Div. I Games:

Pacific

Average RPI Win:	215	WON-LOST	WINNING	LAST 10	STRENGTH OF	OPP. STRENGTH	TEAM	ADJ	CONF.	ADJ CONF.	
Average RPI Loss:	105	RECORD	PCT. RANK	GAMES	SCHEDULE	OF SCHEDULE	RPI	RPI	RPI	RPI	
DIV. I ONLY	11-9-1	.54762	125	5-4-1	79	219	101	.52254	102	14	15
DIV. I NON-CONF.	6-6-0	.5	141	0-1-0	128	198	138	.50081	137	19	19
<hr/>											
TOTALS	RPI 1-25	RPI 26-50		W-L RECORDS		RPI 51-100		RPI 101-150		RPI 150+	
11-9-1	0-1-0	0-0-0		OVERALL		1-3-1		1-4-0		9-1-0	
7-2-0	0-0-0	0-0-0		HOME		1-1-0		0-1-0		6-0-0	
3-6-1	0-1-0	0-0-0		AWAY		0-2-1		0-3-0		3-0-0	
1-1-0	0-0-0	0-0-0		NEUTRAL		0-0-0		1-0-0		0-1-0	
<hr/>											
6-6-0	0-1-0	0-0-0		NON-CONFERENCE		1-1-0		0-3-0		5-1-0	
5-1-0	0-0-0	0-0-0		HOME		1-0-0		0-1-0		4-0-0	
1-4-0	0-1-0	0-0-		AWAY		0-1-0		0-2-0		1-0-0	
0-1-0	0-0-0	0-0-0		NEUTRAL		0-0-0		0-0-0		0-1-0	
<hr/>											
5-3-1	0-0-0	0-0-0		CONFERENCE		0-2-1		1-1-0		4-0-0	
2-1-0	0-0-0	0-0-0		HOME		0-1-0		0-0-0		2-0-0	
2-2-1	0-0-0	0-0-0		AWAY		0-1-1		0-1-0		2-0-0	
1-0-0	0-0-0	0-0-0		NEUTRAL		0-0-0		1-0-0		0-0-0	
<hr/>											
RPI S	Opponent	Score	RPI S	Opponent	Score	RPI S	Opponent	Score	RPI S	Opponent	Score
3 A	Penn St.	0 6				71 A	Lehigh	1 1	121 A	Penn	0 1
						71 H	Lehigh	0 1	125 A	Columbia	1 2
						78 A	Colgate	0 2	138 H	Binghamton	2 3
						80 H	Fairfield	3 2	142 A	Army	1 2
						83 A	Georgetown	1 3	142 N	Army	3 1
									166 H	Navy	4 3
									184 H	Cornell	3 2
									187 N	St. John's (N.Y.)	1 2
									214 H	St. Francis (Pa.)	3 2
									222 A	American	3 2
									223 H	Marist	3 2
									267 A	Holy Cross	2 1
									283 A	Robert Morris	2 1
									284 H	Lafayette	1 0
									301 H	Howard	7 1
<hr/>											
LAST 10 GAMES											
3 A	Penn St.	0 6	267 A	Holy Cross	2 1						
142 N	Army	3 1	142 A	Army	1 2						
71 A	Lehigh	1 1	222 A	American	3 2						
166 H	Navy	4 3	71 H	Lehigh	0 1						
78 A	Colgate	0 2	284 H	Lafayette	1 0						

Non-Div. I Games:

Bucknell

Non-Div. I Games:

Delaware

Average RPI Win: 123		WON-LOST RECORD	WINNING PCT. RANK		LAST 10 GAMES	STRENGTH OF SCHEDULE	OPP. STRENGTH OF SCHEDULE	TEAM RPI	ADJ RPI	CONF. RPI	ADJ CONF. RPI						
Average RPI Loss: 66																	
DIV. I ONLY		7-10-2	.42105	202	3-6-1	72	48	115	.52127	104	5	5					
DIV. I NON-CONF.		4-3-1	.5625	115	0-0-0	91	82	87	.54374	86	4	4					
<hr/>																	
TOTALS		RPI 1-25		RPI 26-50		W-L RECORDS		RPI 51-100		RPI 101-150		RPI 150+					
7-10-2		0-2-0		1-3-1		OVERALL		3-3-1		0-2-0		3-0-0					
5-3-1		0-0-0		0-2-1		HOME		2-1-0		0-0-0		3-0-0					
2-6-1		0-2-0		1-0-0		AWAY		1-2-1		0-2-0		0-0-0					
0-1-0		0-0-0		0-1-0		NEUTRAL		0-0-0		0-0-0		0-0-0					
4-3-1		0-1-0		0-0-0		NON-CONFERENCE		2-2-1		0-0-0		2-0-0					
3-1-0		0-0-0		0-0-0		HOME		1-1-0		0-0-0		2-0-0					
1-2-1		0-1-0		0-0-		AWAY		1-1-1		0-0-0		0-0-0					
0-0-0		0-0-0		0-0-0		NEUTRAL		0-0-0		0-0-0		0-0-0					
3-7-1		0-1-0		1-3-1		CONFERENCE		1-1-0		0-2-0		1-0-0					
2-2-1		0-0-0		0-2-1		HOME		1-0-0		0-0-0		1-0-0					
1-4-0		0-1-0		1-0-0		AWAY		0-1-0		0-2-0		0-0-0					
0-1-0		0-0-0		0-1-0		NEUTRAL		0-0-0		0-0-0		0-0-0					
RPI	S	Opponent		Score		RPI	S	Opponent		Score		RPI	S	Opponent		Score	
3	A	Penn St.		0 2		36	H	Illinois		0 1		65	A	Iowa St.		1 0	
16	A	Southern California		0 6		37	A	Wisconsin		2 1		67	H	Michigan		2 1	
						39	H	Michigan St.		0 1		72	A	Loyola Marymount		0 0	
						39	N	Michigan St.		0 3		81	A	Missouri		0 2	
						42	H	Purdue		1 1		94	H	Bowling Green		2 0	
												97	A	Northwestern		0 1	
												100	H	Miami (Fla.)		1 2	
<hr/>																	
LAST 10 GAMES																	
						39	N	Michigan St.		0 3		97	A	Northwestern		0 1	
						42	H	Purdue		1 1		132	A	Ohio St.		2 3	
						203	H	Iowa		3 2		39	H	Michigan St.		0 1	
						36	H	Illinois		0 1		67	H	Michigan		2 1	
						37	A	Wisconsin		2 1		3	A	Penn St.		0 2	

Non-Div. I Games:

Indiana

Duquesne		Average RPI Win: 186	WON-LOST RECORD	WINNING PCT. RANK	LAST 10 GAMES	STRENGTH OF SCHEDULE	OPP. STRENGTH OF SCHEDULE	TEAM RPI	ADJ RPI	CONF. RPI	ADJ CONF. RPI
DIV. I ONLY		10-6-1		.61765 81	6-4-0	122	215	95	.52101 105	15	14
DIV. I NON-CONF.		5-1-1		.78571 31	1-0-0	67	289	38	.58567 41	14	14
TOTALS		RPI 1-25		RPI 26-50	W-L RECORDS		RPI 51-100		RPI 101-150		RPI 150+
10-6-1	0-1-0			0-0-0	OVERALL		0-1-0		4-1-1		6-3-0
6-1-0	0-0-0			0-0-0	HOME		0-0-0		3-0-0		3-1-0
2-4-1	0-1-0			0-0-0	AWAY		0-1-0		0-0-1		2-2-0
2-1-0	0-0-0			0-0-0	NEUTRAL		0-0-0		1-1-0		1-0-0
5-1-1	0-0-0			0-0-0	NON-CONFERENCE		0-0-0		2-0-1		3-1-0
3-0-0	0-0-0			0-0-0	HOME		0-0-0		1-0-0		2-0-0
0-1-1	0-0-0			0-0-	AWAY		0-0-0		0-0-1		0-1-0
2-0-0	0-0-0			0-0-0	NEUTRAL		0-0-0		1-0-0		1-0-0
5-5-0	0-1-0			0-0-0	CONFERENCE		0-1-0		2-1-0		3-2-0
3-1-0	0-0-0			0-0-0	HOME		0-0-0		2-0-0		1-1-0
2-3-0	0-1-0			0-0-0	AWAY		0-1-0		0-0-0		2-1-0
0-1-0	0-0-0			0-0-0	NEUTRAL		0-0-0		0-1-0		0-0-0
RPI S Opponent	Score		RPI S Opponent	Score		RPI S Opponent	Score		RPI S Opponent	Score	
25 A St. Louis	0 5					96 A Rhode Island	2 5		108 H Richmond	1 0	
									109 A Niagara	3 3	
									122 H Alabama A&M	2 1	
									129 H Charlotte	2 1	
									129 N Charlotte	1 2	
									142 N Army	2 0	
									167 H Vermont	7 0	
									170 A St. Joseph's	2 1	
									172 A Massachusetts	0 4	
									214 A St. Francis (Pa.)	0 1	
									219 N Jacksonville	5 2	
									241 H George Washington	2 1	
									243 H La Salle	0 1	
									269 A Temple	2 0	
									294 H Cleveland St.	3 0	
				LAST 10 GAMES							
				129 N Charlotte	1 2			172 A Massachusetts	0 4		
				241 H George Washington	2 1			269 A Temple	2 0		
				243 H La Salle	0 1			170 A St. Joseph's	2 1		
				219 N Jacksonville	5 2			129 H Charlotte	2 1		
				96 A Rhode Island	2 5			108 H Richmond	1 0		

Non-Div. I Games:

Duquesne

Average RPI Win: 208		WON-LOST	WINNING	LAST 10	STRENGTH OF	OPP. STRENGTH	TEAM	ADJ	CONF.	ADJ CONF.		
Average RPI Loss: 103		RECORD	PCT. RANK	GAMES	SCHEDULE	OF SCHEDULE	RPI	RPI	RPI	RPI		
DIV. I ONLY		11-6-2	.63158	71	6-2-2	196	140	107	.52042	106	19	19
DIV. I NON-CONF.		5-4-0	.55556	122	0-0-0	188	116	136	.50156	135	16	17

TOTALS		RPI 1-25		RPI 26-50		W-L RECORDS		RPI 51-100		RPI 101-150		RPI 150+
11-6-2		0-0-0		1-2-1		OVERALL		0-2-0		0-1-1		10-1-0
4-1-1		0-0-0		0-0-1		HOME		0-0-0		0-1-0		4-0-0
6-4-0		0-0-0		0-1-0		AWAY		0-2-0		0-0-0		6-1-0
1-1-1		0-0-0		1-1-0		NEUTRAL		0-0-0		0-0-1		0-0-0
5-4-0		0-0-0		1-1-0		NON-CONFERENCE		0-2-0		0-0-0		4-1-0
2-0-0		0-0-0		0-0-0		HOME		0-0-0		0-0-0		2-0-0
2-3-0		0-0-0		0-0-		AWAY		0-2-0		0-0-0		2-1-0
1-1-0		0-0-0		1-1-0		NEUTRAL		0-0-0		0-0-0		0-0-0
6-2-2		0-0-0		0-1-1		CONFERENCE		0-0-0		0-1-1		6-0-0
2-1-1		0-0-0		0-0-1		HOME		0-0-0		0-1-0		2-0-0
4-1-0		0-0-0		0-1-0		AWAY		0-0-0		0-0-0		4-0-0
0-0-1		0-0-0		0-0-0		NEUTRAL		0-0-0		0-0-1		0-0-0
RPI	S	Opponent	Score	RPI	S	Opponent	Score	RPI	S	Opponent	Score	
				32	N	Central Conn. St.	3 0	80	A	Fairfield	0 1	
				33	N	Hofstra	0 1	96	A	Rhode Island	1 2	
				43	A	Boston U.	1 2					
				43	H	Boston U.	1 1					

Non-Div. I Games:

Maine

Average RPI Win: 145		WON-LOST	WINNING	LAST 10	STRENGTH OF		OPP. STRENGTH	TEAM	ADJ	CONF.	ADJ CONF.				
Average RPI Loss: 48		RECORD	PCT. RANK	GAMES	SCHEDULE		OF SCHEDULE	RPI	RPI	RPI	RPI				
DIV. I ONLY		6-12-0	.33333	234	2-8-0		20	55	108	.51964	107	1	1		
DIV. I NON-CONF.		4-4-0	.5	141	0-0-0		29	244	77	.54837	79	1	1		
TOTALS		RPI 1-25	RPI 26-50		W-L RECORDS		RPI 51-100		RPI 101-150		RPI 150+				
6-12-0		0-5-0	0-1-0		OVERALL		1-5-0		3-1-0		2-0-0				
4-5-0		0-2-0	0-0-0		HOME		0-3-0		3-0-0		1-0-0				
2-7-0		0-3-0	0-1-0		AWAY		1-2-0		0-1-0		1-0-0				
0-0-0		0-0-0	0-0-0		NEUTRAL		0-0-0		0-0-0		0-0-0				
4-4-0		0-0-0	0-0-0		NON-CONFERENCE		0-3-0		2-1-0		2-0-0				
3-2-0		0-0-0	0-0-0		HOME		0-2-0		2-0-0		1-0-0				
1-2-0		0-0-0	0-0-		AWAY		0-1-0		0-1-0		1-0-0				
0-0-0		0-0-0	0-0-0		NEUTRAL		0-0-0		0-0-0		0-0-0				
2-8-0		0-5-0	0-1-0		CONFERENCE		1-2-0		1-0-0		0-0-0				
1-3-0		0-2-0	0-0-0		HOME		0-1-0		1-0-0		0-0-0				
1-5-0		0-3-0	0-1-0		AWAY		1-1-0		0-0-0		0-0-0				
0-0-0		0-0-0	0-0-0		NEUTRAL		0-0-0		0-0-0		0-0-0				
RPI S	Opponent	Score		RPI S	Opponent	Score		RPI S	Opponent	Score		RPI S	Opponent	Score	
1 A	North Carolina	0	1	44 A	Wake Forest	0	1	54 H	Clemson	1	3	103 H	Delaware	2	1
6 A	Florida St.	1	3					57 A	Maryland	1	2	120 H	Virginia Tech	4	2
8 A	Virginia	0	2					71 A	Lehigh	0	2	121 A	Penn	0	1
10 H	Duke	0	1					92 H	Samford	0	1	136 H	Liberty	1	0
19 H	Boston College	0	1					95 H	Oregon	0	1	181 H	Col. of Charleston	1	0
								100 A	Miami (Fla.)	1	0	230 A	High Point	5	0
LAST 10 GAMES															
	8 A Virginia	0	2		120 H Virginia Tech	4	2								
	1 A North Carolina	0	1		44 A Wake Forest	0	1								
	54 H Clemson	1	3		10 H Duke	0	1								
	19 H Boston College	0	1		6 A Florida St.	1	3								
	57 A Maryland	1	2		100 A Miami (Fla.)	1	0								

Non-Div. I Games:

North Carolina St.

R
i
c
h
m
o
n
d

Richmond

Average RPI Win:	250	WON-LOST RECORD	WINNING PCT. RANK	LAST 10 GAMES	STRENGTH OF SCHEDULE	OPP. STRENGTH OF SCHEDULE	TEAM RPI	ADJ RPI	CONF. RPI	ADJ CONF. RPI	
Average RPI Loss:	66	16-3-2	.80952 12	8-1-1	291	208	110	.51877 109	25	24	
DIV. I ONLY		6-1-2	.77778 34	0-0-1	295	178	161	.48466 160	26	25	
DIV. I NON-CONF.											
<hr/>											
TOTALS	RPI 1-25	RPI 26-50		W-L RECORDS		RPI 51-100		RPI 101-150		RPI 150+	
16-3-2	0-0-0	0-1-0		OVERALL		1-2-1		0-0-1		15-0-0	
6-2-2	0-0-0	0-1-0		HOME		1-1-1		0-0-1		5-0-0	
8-0-0	0-0-0	0-0-0		AWAY		0-0-0		0-0-0		8-0-0	
2-1-0	0-0-0	0-0-0		NEUTRAL		0-1-0		0-0-0		2-0-0	
<hr/>											
6-1-2	0-0-0	0-0-0		NON-CONFERENCE		0-1-1		0-0-1		6-0-0	
3-1-2	0-0-0	0-0-0		HOME		0-1-1		0-0-1		3-0-0	
3-0-0	0-0-0	0-0-		AWAY		0-0-0		0-0-0		3-0-0	
0-0-0	0-0-0	0-0-0		NEUTRAL		0-0-0		0-0-0		0-0-0	
<hr/>											
10-2-0	0-0-0	0-1-0		CONFERENCE		1-1-0		0-0-0		9-0-0	
3-1-0	0-0-0	0-1-0		HOME		1-0-0		0-0-0		2-0-0	
5-0-0	0-0-0	0-0-0		AWAY		0-0-0		0-0-0		5-0-0	
2-1-0	0-0-0	0-0-0		NEUTRAL		0-1-0		0-0-0		2-0-0	
<hr/>											
RPI S	Opponent	Score	RPI S	Opponent	Score	RPI S	Opponent	Score	RPI S	Opponent	Score
			48 H	Loyola (Md.)	1 2	70 H	Western Caro.	2 3	105 H	Duquesne	3 3
						80 H	Fairfield	3 2	200 H	Iona	2 1
						80 N	Fairfield	1 2	213 A	Buffalo	1 0
						91 H	Detroit	2 2	223 A	Marist	3 0
									223 N	Marist	2 1
									234 A	Siena	3 1
									253 H	Akron	3 2
									262 H	Rider	6 4
									276 A	St. Bonaventure	3 1
									278 A	Manhattan	2 1
									279 A	Canisius	3 0
									279 N	Canisius	6 3
									294 A	Cleveland St.	3 1
									297 H	Albany (N.Y.)	6 2
									299 H	Youngstown St.	4 0
									305 A	St. Peter's	1 0
<hr/>											
			LAST 10 GAMES								
			80 N	Fairfield	1 2	200 H	Iona	2 1			
			223 N	Marist	2 1	80 H	Fairfield	3 2			
			279 N	Canisius	6 3	223 A	Marist	3 0			
			305 A	St. Peter's	1 0	234 A	Siena	3 1			
			278 A	Manhattan	2 1	91 H	Detroit	2 2			

Non-Div. I Games:

Niagara

Average RPI Win:	173	WON-LOST RECORD	WINNING PCT. RANK	LAST 10 GAMES		STRENGTH OF SCHEDULE	OPP. STRENGTH OF SCHEDULE	TEAM RPI	ADJ RPI	CONF. RPI	ADJ CONF. RPI	
DIV. I ONLY	9-7-3	.55263	115	6-3-1		115	133	106	.51715	110	13	13
DIV. I NON-CONF.	5-4-2	.54545	134	2-0-0		95	140	105	.52564	106	13	13
<hr/>												
TOTALS	RPI 1-25	RPI 26-50		W-L RECORDS		RPI 51-100		RPI 101-150		RPI 150+		
9-7-3	0-1-0	0-1-0		OVERALL		2-3-1		2-0-0		5-2-2		
6-2-1	0-0-0	0-0-0		HOME		1-1-0		1-0-0		4-1-1		
3-4-2	0-1-0	0-1-0		AWAY		1-1-1		1-0-0		1-1-1		
0-1-0	0-0-0	0-0-0		NEUTRAL		0-1-0		0-0-0		0-0-0		
5-4-2	0-1-0	0-1-0		NON-CONFERENCE		1-1-0		1-0-0		3-1-2		
3-1-1	0-0-0	0-0-0		HOME		0-0-0		0-0-0		3-1-1		
2-3-1	0-1-0	0-0-		AWAY		1-1-0		1-0-0		0-0-1		
0-0-0	0-0-0	0-0-0		NEUTRAL		0-0-0		0-0-0		0-0-0		
4-3-1	0-0-0	0-0-0		CONFERENCE		1-2-1		1-0-0		2-1-0		
3-1-0	0-0-0	0-0-0		HOME		1-1-0		1-0-0		1-0-0		
1-1-1	0-0-0	0-0-0		AWAY		0-0-1		0-0-0		1-1-0		
0-1-0	0-0-0	0-0-0		NEUTRAL		0-1-0		0-0-0		0-0-0		
RPI S	Opponent	Score	RPI S	Opponent	Score	RPI S	Opponent	Score	RPI S	Opponent	Score	
25 A	St. Louis	1 2	36 A	Illinois	0 3	59 A	Wis.-Milwaukee	0 1	139 A	Eastern Ill.	1 0	
						82 H	Drake	0 1	148 H	Evansville	5 1	
						82 N	Drake	1 2	163 H	Loyola (Ill.)	2 3	
						85 A	Ball St.	1 0	169 A	Indiana St.	2 3	
						88 H	Creighton	3 1	169 H	Indiana St.	1 0	
						90 A	Missouri St.	1 1	185 H	Eastern Mich.	3 1	
									186 H	Wis.-Green Bay	4 2	
									209 H	Central Mich.	1 1	
									211 A	Northern Ill.	1 1	
									263 H	IPFW	3 1	
									291 A	UNI	4 0	
<hr/>												
LAST 10 GAMES												
82 N Drake						1	2	148 H Evansville	5	1		
169 H Indiana St.						1	0	90 A Missouri St.	1	1		
139 A Eastern Ill.						1	0	88 H Creighton	3	1		
291 A UNI						4	0	263 H IPFW	3	1		
169 A Indiana St.						2	3	82 H Drake	0	1		

Non-Div. I Games:

Illinois St.

Average RPI Win:	185	WON-LOST	WINNING	LAST 10	STRENGTH OF	OPP. STRENGTH	TEAM	ADJ	CONF.	ADJ CONF.			
Average RPI Loss:	75	RECORD	PCT. RANK	GAMES	SCHEDULE	OF SCHEDULE	RPI	RPI	RPI	RPI			
DIV. I ONLY	8-9-2	.47368	164	5-4-1	74	91	105	.51627	111	16	16		
DIV. I NON-CONF.	3-5-1	.38889	205	0-0-0	18	20	64	.56052	64	15	15		
<hr/>													
TOTALS	RPI 1-25	RPI 26-50		W-L RECORDS	RPI 51-100		RPI 101-150		RPI 150+				
8-9-2	0-4-0	0-1-1		OVERALL	2-2-0		0-0-0		6-2-1				
4-2-1	0-1-0	0-0-1		HOME	1-0-0		0-0-0		3-1-0				
2-6-1	0-3-0	0-1-0		AWAY	0-2-0		0-0-0		2-0-1				
2-1-0	0-0-0	0-0-0		NEUTRAL	1-0-0		0-0-0		1-1-0				
<hr/>													
3-5-1	0-4-0	0-0-1		NON-CONFERENCE	1-1-0		0-0-0		2-0-0				
1-1-1	0-1-0	0-0-1		HOME	0-0-0		0-0-0		1-0-0				
0-4-0	0-3-0	0-0-		AWAY	0-1-0		0-0-0		0-0-0				
2-0-0	0-0-0	0-0-0		NEUTRAL	1-0-0		0-0-0		1-0-0				
<hr/>													
5-4-1	0-0-0	0-1-0		CONFERENCE	1-1-0		0-0-0		4-2-1				
3-1-0	0-0-0	0-0-0		HOME	1-0-0		0-0-0		2-1-0				
2-2-1	0-0-0	0-1-0		AWAY	0-1-0		0-0-0		2-0-1				
0-1-0	0-0-0	0-0-0		NEUTRAL	0-0-0		0-0-0		0-1-0				
<hr/>													
RPI S	Opponent	Score	RPI S	Opponent	Score	RPI S	Opponent	Score	RPI S	Opponent	Score		
2 A	UCLA	0 1	29 H	Colorado	2 2	61 A	Utah	0 1	180 A	Western Ky.	1 0		
11 A	Pepperdine	0 4	41 A	North Texas	0 1	87 A	Middle Tenn.	2 3	180 N	Western Ky.	0 1		
18 A	Brigham Young	0 2				91 N	Detroit	4 2	190 H	Northeastern	3 0		
21 H	Vanderbilt	0 2				98 H	South Ala.	3 0	197 N	Pittsburgh	2 0		
									212 A	Florida Int'l	2 1		
									232 H	Troy	5 0		
									242 A	La.-Lafayette	1 1		
									250 H	Arkansas St.	0 2		
									282 H	Ark.-Little Rock	5 0		
<hr/>													
LAST 10 GAMES													
180 N Western Ky.						0	1	282 H Ark.-Little Rock				5	0
180 A Western Ky.						1	0	242 A La.-Lafayette				1	1
87 A Middle Tenn.						2	3	212 A Florida Int'l				2	1
41 A North Texas						0	1	232 H Troy				5	0
250 H Arkansas St.						0	2	98 H South Ala.				3	0

Non-Div. I Games:

Denver

Average RPI Win: 131		WON-LOST	WINNING	LAST 10	STRENGTH OF		OPP. STRENGTH	TEAM	ADJ	CONF.	ADJ CONF.
Average RPI Loss: 50		RECORD	PCT. RANK	GAMES	SCHEDULE		OF SCHEDULE	RPI	RPI	RPI	RPI
DIV. I ONLY		9-8-2	.52632	134	5-5-0		168	32	119	.51586	112
DIV. I NON-CONF.		3-3-2	.5	141	0-0-0		277	61	214	.44805	209
TOTALS		RPI 1-25	RPI 26-50		W-L RECORDS		RPI 51-100		RPI 101-150		RPI 150+
9-8-2		0-1-0	2-5-0		OVERALL		3-1-0		1-1-1		3-0-1
3-3-1		0-1-0	1-1-0		HOME		0-0-0		1-1-0		1-0-1
6-3-1		0-0-0	1-3-0		AWAY		3-0-0		0-0-1		2-0-0
0-2-0		0-0-0	0-1-0		NEUTRAL		0-1-0		0-0-0		0-0-0
3-3-2		0-0-0	0-2-0		NON-CONFERENCE		1-1-0		0-0-1		2-0-1
0-0-1		0-0-0	0-0-0		HOME		0-0-0		0-0-0		0-0-1
3-2-1		0-0-0	0-0-		AWAY		1-0-0		0-0-1		2-0-0
0-1-0		0-0-0	0-0-0		NEUTRAL		0-1-0		0-0-0		0-0-0
6-5-0		0-1-0	2-3-0		CONFERENCE		2-0-0		1-1-0		1-0-0
3-3-0		0-1-0	1-1-0		HOME		0-0-0		1-1-0		1-0-0
3-1-0		0-0-0	1-1-0		AWAY		2-0-0		0-0-0		0-0-0
0-1-0		0-0-0	0-1-0		NEUTRAL		0-0-0		0-0-0		0-0-0
RPI S	Opponent	Score	RPI S	Opponent	Score	RPI S	Opponent	Score	RPI S	Opponent	Score
3	H Penn St.	0 1	27	A Dartmouth	2 3	67	A Michigan	1 0	104	H Indiana	2 1
			36	H Illinois	2 1	79	N Villanova	0 1	130	A Baylor	1 1
			36	N Illinois	0 1	82	A Drake	2 0	132	H Ohio St.	0 1
			37	A Wisconsin	1 0	97	A Northwestern	1 0	203	H Iowa	1 0
			39	A Michigan St.	0 1				258	A Texas Tech	2 0
			40	A Nebraska	1 3				266	H South Dakota St.	0 0
			42	H Purdue	1 2				291	A UNI	3 1
LAST 10 GAMES											
			36	N Illinois	0 1	36	H Illinois	2 1			
			3	H Penn St.	0 1	203	H Iowa	1 0			
			67	A Michigan	1 0	97	A Northwestern	1 0			
			39	A Michigan St.	0 1	37	A Wisconsin	1 0			
			132	H Ohio St.	0 1	42	H Purdue	1 2			

Non-Div. I Games:

Minnesota

Average RPI Win: 207		WON-LOST RECORD		WINNING PCT. RANK		LAST 10 GAMES		STRENGTH OF SCHEDULE		OPP. STRENGTH OF SCHEDULE		TEAM RPI		ADJ RPI		CONF. RPI		ADJ CONF. RPI			
DIV. I ONLY		10-6-3		.60526 83		3-6-1		214		87		118		.51546 113		6		6			
DIV. I NON-CONF.		7-0-2		.88889 7		0-0-0		271		192		88		.54091 87		5		5			
TOTALS		RPI 1-25		RPI 26-50		W-L RECORDS		RPI 51-100		RPI 101-150		RPI 150+									
10-6-3		0-0-1		1-3-1		OVERALL		0-3-0		1-0-0		8-0-1									
8-1-1		0-0-1		1-1-0		HOME		0-0-0		1-0-0		6-0-0									
1-5-2		0-0-0		0-2-1		AWAY		0-3-0		0-0-0		1-0-1									
1-0-0		0-0-0		0-0-0		NEUTRAL		0-0-0		0-0-0		1-0-0									
7-0-2		0-0-0		0-0-1		NON-CONFERENCE		0-0-0		0-0-0		7-0-1									
5-0-0		0-0-0		0-0-0		HOME		0-0-0		0-0-0		5-0-0									
1-0-2		0-0-0		0-1-		AWAY		0-0-0		0-0-0		1-0-1									
1-0-0		0-0-0		0-0-0		NEUTRAL		0-0-0		0-0-0		1-0-0									
3-6-1		0-0-1		1-3-0		CONFERENCE		0-3-0		1-0-0		1-0-0									
3-1-1		0-0-1		1-1-0		HOME		0-0-0		1-0-0		1-0-0									
0-5-0		0-0-0		0-2-0		AWAY		0-3-0		0-0-0		0-0-0									
0-0-0		0-0-0		0-0-0		NEUTRAL		0-0-0		0-0-0		0-0-0									
RPI	S	Opponent		Score		RPI	S	Opponent		Score		RPI	S	Opponent		Score					
14	H	Texas A&M		1 1		29	A	Colorado		0 1		65	A	Iowa St.		1 4		130	H	Baylor	3 0
						34	H	Texas		2 0		68	A	Kansas		1 4		192	H	Texas St.	3 0
						37	A	Wisconsin		1 1		81	A	Missouri		0 3		193	H	Oral Roberts	2 0
						40	A	Nebraska		2 3								203	A	Iowa	1 1
						50	H	Oklahoma		2 3								215	H	Tulsa	6 1
																		242	A	La.-Lafayette	5 0
																		250	H	Arkansas St.	3 0
																		258	H	Texas Tech	5 0
																		272	N	McNeese St.	1 0
																		282	H	Ark.-Little Rock	11 0
LAST 10 GAMES																					
						50	H	Oklahoma		2 3		81	A	Missouri		0 3					
						40	A	Nebraska		2 3		68	A	Kansas		1 4					
						65	A	Iowa St.		1 4		258	H	Texas Tech		5 0					
						14	H	Texas A&M		1 1		29	A	Colorado		0 1					
						130	H	Baylor		3 0		34	H	Texas		2 0					

Non-Div. I Games:

Oklahoma St.

Average RPI Win: 196		WON-LOST	WINNING	LAST 10	STRENGTH OF	OPP. STRENGTH	TEAM	ADJ	CONF.	ADJ CONF.			
Average RPI Loss: 99		RECORD	PCT. RANK	GAMES	SCHEDULE	OF SCHEDULE	RPI	RPI	RPI	RPI			
DIV. I ONLY		14-6-2	.68182	47	7-2-1	250	144	114	.51512	115	18	18	
DIV. I NON-CONF.		5-4-0	.55556	122	0-0-0	281	100	206	.45271	200	20	20	
<hr/>													
TOTALS		RPI 1-25		RPI 26-50		W-L RECORDS		RPI 51-100		RPI 101-150		RPI 150+	
14-6-2		0-0-0		0-0-0		OVERALL		3-3-0		2-2-0		9-1-2	
7-2-1		0-0-0		0-0-0		HOME		3-2-0		0-0-0		4-0-1	
6-3-1		0-0-0		0-0-0		AWAY		0-1-0		1-1-0		5-1-1	
1-1-0		0-0-0		0-0-0		NEUTRAL		0-0-0		1-1-0		0-0-0	
5-4-0		0-0-0		0-0-0		NON-CONFERENCE		0-1-0		2-2-0		3-1-0	
2-0-0		0-0-0		0-0-0		HOME		0-0-0		0-0-0		2-0-0	
2-3-0		0-0-0		0-0-		AWAY		0-1-0		1-1-0		1-1-0	
1-1-0		0-0-0		0-0-0		NEUTRAL		0-0-0		1-1-0		0-0-0	
9-2-2		0-0-0		0-0-0		CONFERENCE		3-2-0		0-0-0		6-0-2	
5-2-1		0-0-0		0-0-0		HOME		3-2-0		0-0-0		2-0-1	
4-0-1		0-0-0		0-0-0		AWAY		0-0-0		0-0-0		4-0-1	
0-0-0		0-0-0		0-0-0		NEUTRAL		0-0-0		0-0-0		0-0-0	
RPI	S	Opponent	Score	RPI	S	Opponent	Score	RPI	S	Opponent	Score		
						54 A	Clemson	1	2	126 A	Dayton	1	2
						58 H	Davidson	0	3	129 N	Charlotte	1	2
						70 H	Western Caro.	0	1	132 N	Ohio St.	1	0
						70 H	Western Caro.	3	0	144 A	East Caro.	3	2
						89 H	UNC Greensboro	1	0	157 A	South Carolina	1	2
						89 H	UNC Greensboro	4	3	179 A	Appalachian St.	1	0
										181 A	Col. of Charleston	1	1
										202 H	Chattanooga	2	0
										206 H	Gardner-Webb	2	1
										221 A	Elon	3	0
										251 H	Wofford	4	0
										251 H	Wofford	0	0
										287 A	Ga. Southern	5	0
										288 A	Citadel	9	0
										289 H	Eastern Ky.	3	1
										291 A	UNI	4	0
<hr/>													
LAST 10 GAMES													
						70 H	Western Caro.	0	1	287 A	Ga. Southern	5	0
						89 H	UNC Greensboro	1	0	70 H	Western Caro.	3	0
						251 H	Wofford	4	0	179 A	Appalachian St.	1	0
						89 H	UNC Greensboro	4	3	58 H	Davidson	0	3
						251 H	Wofford	0	0	221 A	Elon	3	0

Non-Div. I Games:

Furman

Average RPI Win:	237	WON-LOST	WINNING	LAST 10	STRENGTH OF	OPP. STRENGTH	TEAM	ADJ	CONF.	ADJ CONF.	
Average RPI Loss:	83	RECORD	PCT. RANK	GAMES	SCHEDULE	OF SCHEDULE	RPI	RPI	RPI	RPI	
DIV. I ONLY	13-6-1	.675	48	8-1-1	213	233	113	.51509	116	27	26
DIV. I NON-CONF.	5-4-0	.55556	122	0-0-0	250	149	181	.47149	179	27	27
<hr/>											
TOTALS	RPI 1-25	RPI 26-50		W-L RECORDS		RPI 51-100		RPI 101-150		RPI 150+	
13-6-1	0-0-0	0-2-0		OVERALL		0-2-0		0-1-0		13-1-1	
8-0-0	0-0-0	0-0-0		HOME		0-0-0		0-0-0		8-0-0	
4-5-1	0-0-0	0-2-0		AWAY		0-1-0		0-1-0		4-1-1	
1-1-0	0-0-0	0-0-0		NEUTRAL		0-1-0		0-0-0		1-0-0	
<hr/>											
5-4-0	0-0-0	0-0-0		NON-CONFERENCE		0-2-0		0-1-0		5-1-0	
4-0-0	0-0-0	0-0-0		HOME		0-0-0		0-0-0		4-0-0	
1-3-0	0-0-0	0-0-		AWAY		0-1-0		0-1-0		1-1-0	
0-1-0	0-0-0	0-0-0		NEUTRAL		0-1-0		0-0-0		0-0-0	
<hr/>											
8-2-1	0-0-0	0-2-0		CONFERENCE		0-0-0		0-0-0		8-0-1	
4-0-0	0-0-0	0-0-0		HOME		0-0-0		0-0-0		4-0-0	
3-2-1	0-0-0	0-2-0		AWAY		0-0-0		0-0-0		3-0-1	
1-0-0	0-0-0	0-0-0		NEUTRAL		0-0-0		0-0-0		1-0-0	
<hr/>											
RPI S	Opponent	Score	RPI S	Opponent	Score	RPI S	Opponent	Score	RPI S	Opponent	Score
			32 A	Central Conn. St.	0 1	52 A	Oregon St.	1 3	138 A	Binghamton	0 1
			32 A	Central Conn. St.	0 1	55 N	Washington St.	0 1	190 A	Northeastern	1 2
									191 H	Sacred Heart	1 0
									200 H	Iona	2 1
									214 H	St. Francis (Pa.)	2 1
									214 N	St. Francis (Pa.)	1 0
									218 H	Drexel	1 0
									220 H	Fairleigh Dickinson	1 0
									229 H	Stony Brook	1 0
									231 A	Monmouth	1 0
									262 A	Rider	1 0
									269 H	Temple	3 0
									271 A	Quinnipiac	3 0
									283 H	Robert Morris	2 1
									285 A	Wagner	3 2
									290 A	Mt. St. Mary's	1 1
<hr/>											
			LAST 10 GAMES								
			32 A	Central Conn. St.	0 1	231 A	Monmouth	1 0			
			214 N	St. Francis (Pa.)	1 0	290 A	Mt. St. Mary's	1 1			
			191 H	Sacred Heart	1 0	214 H	St. Francis (Pa.)	2 1			
			220 H	Fairleigh Dickinson	1 0	283 H	Robert Morris	2 1			
			285 A	Wagner	3 2	271 A	Quinnipiac	3 0			

Non-Div. I Games:

Long Island

Average RPI Win:		204	WON-LOST RECORD		WINNING PCT. RANK		LAST 10 GAMES		STRENGTH OF SCHEDULE		OPP. STRENGTH OF SCHEDULE		TEAM RPI		ADJ RPI		CONF. RPI		ADJ CONF. RPI				
Average RPI Loss:		68	8-10-1		.44737 184		4-5-1		63		118		112		.51428 117		12		12				
DIV. I ONLY			4-5-0		.44444 176		0-0-0		15		99		62		.56301 63		12		12				
DIV. I NON-CONF.																							
TOTALS		RPI 1-25		RPI 26-50		W-L RECORDS		RPI 51-100		RPI 101-150		RPI 150+											
8-10-1		0-3-0		0-2-1		OVERALL		1-3-0		1-1-0		6-1-0											
4-3-1		0-1-0		0-0-1		HOME		1-1-0		0-1-0		3-0-0											
4-6-0		0-1-0		0-2-0		AWAY		0-2-0		1-0-0		3-1-0											
0-1-0		0-1-0		0-0-0		NEUTRAL		0-0-0		0-0-0		0-0-0											
4-5-0		0-3-0		0-1-0		NON-CONFERENCE		1-0-0		0-1-0		3-0-0											
2-2-0		0-1-0		0-0-0		HOME		1-0-0		0-1-0		1-0-0											
2-2-0		0-1-0		0-0-		AWAY		0-0-0		0-0-0		2-0-0											
0-1-0		0-1-0		0-0-0		NEUTRAL		0-0-0		0-0-0		0-0-0											
4-5-1		0-0-0		0-1-1		CONFERENCE		0-3-0		1-0-0		3-1-0											
2-1-1		0-0-0		0-0-1		HOME		0-1-0		0-0-0		2-0-0											
2-4-0		0-0-0		0-1-0		AWAY		0-2-0		1-0-0		1-1-0											
0-0-0		0-0-0		0-0-0		NEUTRAL		0-0-0		0-0-0		0-0-0											
RPI	S	Opponent		Score		RPI	S	Opponent		Score		RPI	S	Opponent		Score							
1	N	North Carolina		0	4	31	H	UTEP		3	3	63	A	Rice		0	1	144	A	East Caro.	2	1	
10	A	Duke		0	1	35	A	Southern Methodist		0	4	73	H	UCF		1	2	145	H	Kennesaw St.	0	2	
21	H	Vanderbilt		0	1	40	A	Nebraska		0	4	74	A	Memphis		0	1	175	A	Alabama	3	2	

Non-Div. I Games:

UAB

Average RPI Win:		184	WON-LOST RECORD		WINNING PCT. RANK		LAST 10 GAMES		STRENGTH OF SCHEDULE		OPP. STRENGTH OF SCHEDULE		TEAM RPI		ADJ RPI		CONF. RPI		ADJ CONF. RPI		
DIV. I ONLY			9-8-1		.52778	130	6-4-0		106		136		109		.51382		118	21		21	
DIV. I NON-CONF.			4-5-1		.45	171	1-1-0		86		53		112		.51788		112	22		22	
TOTALS		RPI 1-25		RPI 26-50		W-L RECORDS		RPI 51-100		RPI 101-150		RPI 150+									
9-8-1		0-2-0		0-0-0		OVERALL		1-3-0		1-0-0		7-3-1									
4-2-0		0-0-0		0-0-0		HOME		0-1-0		1-0-0		3-1-0									
3-3-0		0-0-0		0-0-0		AWAY		1-2-0		0-0-0		2-1-0									
2-3-1		0-2-0		0-0-0		NEUTRAL		0-0-0		0-0-0		2-1-1									
4-5-1		0-2-0		0-0-0		NON-CONFERENCE		1-3-0		1-0-0		2-0-1									
2-1-0		0-0-0		0-0-0		HOME		0-1-0		1-0-0		1-0-0									
1-2-0		0-0-0		0-0-		AWAY		1-2-0		0-0-0		0-0-0									
1-2-1		0-2-0		0-0-0		NEUTRAL		0-0-0		0-0-0		1-0-1									
5-3-0		0-0-0		0-0-0		CONFERENCE		0-0-0		0-0-0		5-3-0									
2-1-0		0-0-0		0-0-0		HOME		0-0-0		0-0-0		2-1-0									
2-1-0		0-0-0		0-0-0		AWAY		0-0-0		0-0-0		2-1-0									
1-1-0		0-0-0		0-0-0		NEUTRAL		0-0-0		0-0-0		1-1-0									
RPI	S	Opponent		Score		RPI	S	Opponent		Score		RPI	S	Opponent		Score					
7	N	Santa Clara		0	2			67	H	Michigan		2	3	131	H	Western Mich.		1	0		
16	N	Southern California		0	3			72	A	Loyola Marymount		0	2	155	N	Kent St.		1	1		
								94	A	Bowling Green		4	1	161	A	Valparaiso		2	1		
								97	A	Northwestern		2	3	161	N	Valparaiso		1	3		
														165	A	Western Ill.		2	3		
														165	N	Western Ill.		3	1		
														174	N	Colorado Col.		2	1		
														185	H	Eastern Mich.		3	0		
														193	H	Oral Roberts		1	2		
														204	H	Southern Utah		2	0		
														265	A	Centenary (La.)		4	0		
														281	H	IUPUI		3	0		
LAST 10 GAMES																					
				161	N	Valparaiso		1	3	281	H	IUPUI		3	0						
				165	N	Western Ill.		3	1	204	H	Southern Utah		2	0						
				265	A	Centenary (La.)		4	0	165	A	Western Ill.		2	3						
				161	A	Valparaiso		2	1	7	N	Santa Clara		0	2						
				193	H	Oral Roberts		1	2	174	N	Colorado Col.		2	1						

Non-Div. I Games:

Oakland

Average RPI Win:	164	WON-LOST RECORD	WINNING PCT. RANK	LAST 10 GAMES	STRENGTH OF SCHEDULE	OPP. STRENGTH OF SCHEDULE	TEAM RPI	ADJ RPI	CONF. RPI	ADJ CONF. RPI	
DIV. I ONLY	8-7-4	.52632	134	5-4-1	140	97	121	.5134	119	10	9
DIV. I NON-CONF.	3-3-3	.5	141	0-0-0	237	108	188	.46385	186	10	10
TOTALS	RPI 1-25	RPI 26-50		W-L RECORDS	RPI 51-100		RPI 101-150		RPI 150+		
8-7-4	1-1-1	0-2-0		OVERALL	1-1-2		2-1-0		4-2-1		
4-2-3	0-0-0	0-1-0		HOME	0-0-2		1-0-0		3-1-1		
2-4-1	1-0-1	0-1-0		AWAY	0-1-0		0-1-0		1-1-0		
2-1-0	0-1-0	0-0-0		NEUTRAL	1-0-0		1-0-0		0-0-0		
3-3-3	0-1-1	0-0-0		NON-CONFERENCE	0-0-1		0-0-0		3-2-1		
3-1-2	0-0-0	0-0-0		HOME	0-0-1		0-0-0		3-1-1		
0-1-1	0-0-1	0-0-		AWAY	0-0-0		0-0-0		0-1-0		
0-1-0	0-1-0	0-0-0		NEUTRAL	0-0-0		0-0-0		0-0-0		
5-4-1	1-0-0	0-2-0		CONFERENCE	1-1-1		2-1-0		1-0-0		
1-1-1	0-0-0	0-1-0		HOME	0-0-1		1-0-0		0-0-0		
2-3-0	1-0-0	0-1-0		AWAY	0-1-0		0-1-0		1-0-0		
2-0-0	0-0-0	0-0-0		NEUTRAL	1-0-0		1-0-0		0-0-0		
RPI S	Opponent	Score	RPI S	Opponent	Score	RPI S	Opponent	Score	RPI S	Opponent	Score
12 N	Cal St. Fullerton	0 2	49 A	UNLV	0 1	61 A	Utah	2 3	124 A	Wyoming	0 1
18 A	Brigham Young	1 0	49 H	UNLV	0 2	61 N	Utah	1 0	124 N	Wyoming	1 0
20 A	Arizona	1 1				69 H	San Diego St.	1 1	143 H	TCU	1 0
						99 H	Auburn	0 0	159 A	Nevada	0 2
									175 H	Alabama	0 1
									188 H	Syracuse	3 0
									235 H	Eastern Wash.	2 0
									256 A	Air Force	2 1
									274 H	Montana	0 0
									286 H	Idaho	1 0
LAST 10 GAMES											
			49 A	UNLV	0 1	256 A	Air Force	2 1			
			61 N	Utah	1 0	49 H	UNLV	0 2			
			124 N	Wyoming	1 0	69 H	San Diego St.	1 1			
			143 H	TCU	1 0	61 A	Utah	2 3			
			124 A	Wyoming	0 1	18 A	Brigham Young	1 0			

Non-Div. I Games:

New Mexico

Average RPI Win: 191		WON-LOST	WINNING	LAST 10	STRENGTH OF		OPP. STRENGTH	TEAM	ADJ	CONF.	ADJ CONF.
Average RPI Loss: 44		RECORD	PCT. RANK	GAMES	SCHEDULE		OF SCHEDULE	RPI	RPI	RPI	RPI
DIV. I ONLY		6-10-3	.39474	211	2-6-2		80	15	127	.51161	120
DIV. I NON-CONF.		5-3-1	.61111	88	1-0-0		169	85	108	.52512	108
TOTALS		RPI 1-25	RPI 26-50		W-L RECORDS		RPI 51-100		RPI 101-150		RPI 150+
6-10-3		0-5-1	0-1-1		OVERALL		1-2-1		0-2-0		5-0-0
2-4-1		0-3-0	0-0-1		HOME		1-1-0		0-0-0		1-0-0
3-4-2		0-1-1	0-1-0		AWAY		0-1-1		0-1-0		3-0-0
1-2-0		0-1-0	0-0-0		NEUTRAL		0-0-0		0-1-0		1-0-0
5-3-1		0-1-0	0-0-1		NON-CONFERENCE		0-1-0		0-1-0		5-0-0
1-1-1		0-0-0	0-0-1		HOME		0-1-0		0-0-0		1-0-0
3-0-0		0-0-0	0-0-		AWAY		0-0-0		0-0-0		3-0-0
1-2-0		0-1-0	0-0-0		NEUTRAL		0-0-0		0-1-0		1-0-0
1-7-2		0-4-1	0-1-0		CONFERENCE		1-1-1		0-1-0		0-0-0
1-3-0		0-3-0	0-0-0		HOME		1-0-0		0-0-0		0-0-0
0-4-2		0-1-1	0-1-0		AWAY		0-1-1		0-1-0		0-0-0
0-0-0		0-0-0	0-0-0		NEUTRAL		0-0-0		0-0-0		0-0-0
RPI S	Opponent	Score	RPI S	Opponent	Score	RPI S	Opponent	Score	RPI S	Opponent	Score
1 H	North Carolina	1 3	28 H	Va. Commonwealth	1 1	54 A	Clemson	0 1	107 A	North Carolina St.	2 4
6 H	Florida St.	0 3	44 A	Wake Forest	0 4	57 A	Maryland	0 0	114 N	San Diego	1 2
7 N	Santa Clara	1 3				89 H	UNC Greensboro	0 1	174 H	Colorado Col.	1 0
8 H	Virginia	0 4				100 H	Miami (Fla.)	5 0	181 A	Col. of Charleston	2 0
10 A	Duke	0 2							217 A	Radford	2 0
19 A	Boston College	0 0							222 A	American	1 0
									251 N	Wofford	1 0
LAST 10 GAMES											
217 A	Radford	2 0	107 A	North Carolina St.	2 4						
19 A	Boston College	0 0	54 A	Clemson	0 1						
57 A	Maryland	0 0	6 H	Florida St.	0 3						
1 H	North Carolina	1 3	100 H	Miami (Fla.)	5 0						
8 H	Virginia	0 4	44 A	Wake Forest	0 4						

Non-Div. I Games:

Virginia Tech

Average RPI Win: 261		WON-LOST	WINNING	LAST 10	STRENGTH OF		OPP. STRENGTH	TEAM	ADJ		CONF.	ADJ CONF.	
Average RPI Loss: 175		RECORD	PCT. RANK	GAMES	SCHEDULE		OF SCHEDULE	RPI	RPI		RPI	RPI	
DIV. I ONLY		14-2-2	.83333	6	7-0-2		287	294	116	.51142	122	31	31
DIV. I NON-CONF.		6-2-0	.75	38	0-0-0		251	212	114	.51226	116	31	31
TOTALS		RPI 1-25		RPI 26-50		W-L RECORDS		RPI 51-100		RPI 101-150		RPI 150+	
14-2-2	0-0-0	0-0-0		OVERALL		0-0-0		0-1-0		14-1-2			
6-0-0	0-0-0	0-0-0		HOME		0-0-0		0-0-0		6-0-0			
6-1-1	0-0-0	0-0-0		AWAY		0-0-0		0-1-0		6-0-1			
2-1-1	0-0-0	0-0-0		NEUTRAL		0-0-0		0-0-0		2-1-1			
6-2-0	0-0-0	0-0-0		NON-CONFERENCE		0-0-0		0-1-0		6-1-0			
1-0-0	0-0-0	0-0-0		HOME		0-0-0		0-0-0		1-0-0			
3-1-0	0-0-0	0-0-		AWAY		0-0-0		0-1-0		3-0-0			
2-1-0	0-0-0	0-0-0		NEUTRAL		0-0-0		0-0-0		2-1-0			
8-0-2	0-0-0	0-0-0		CONFERENCE		0-0-0		0-0-0		8-0-2			
5-0-0	0-0-0	0-0-0		HOME		0-0-0		0-0-0		5-0-0			
3-0-1	0-0-0	0-0-0		AWAY		0-0-0		0-0-0		3-0-1			
0-0-1	0-0-0	0-0-0		NEUTRAL		0-0-0		0-0-0		0-0-1			
RPI S	Opponent	Score	RPI S	Opponent	Score	RPI S	Opponent	Score	RPI S	Opponent	Score		
									105 A	Duquesne	1	2	
									202 A	Chattanooga	2	1	
									205 N	Birmingham-So.	1	0	
									208 A	La.-Monroe	2	1	
									217 H	Radford	3	2	
									224 A	Mississippi Val.	2	2	
									224 N	Mississippi Val.	1	1	
									236 A	Grambling	1	0	
									245 N	East Tenn. St.	2	3	
									252 H	Jackson St.	2	0	
									265 A	Centenary (La.)	3	2	
									273 H	Prairie View	7	1	
									283 N	Robert Morris	2	1	
									296 H	Alabama St.	4	0	
									298 H	Southern U.	7	1	
									302 A	Ark.-Pine Bluff	11	0	
									304 H	Texas Southern	9	1	
									306 A	Alcorn St.	7	0	
LAST 10 GAMES													
			224 N Mississippi Val.			1	1	306 A Alcorn St.	7	0			
			296 H Alabama St.			4	0	252 H Jackson St.	2	0			
			304 H Texas Southern			9	1	298 H Southern U.	7	1			
			273 H Prairie View			7	1	302 A Ark.-Pine Bluff	11	0			
			224 A Mississippi Val.			2	2	236 A Grambling	1	0			

Non-Div. I Games: William Carey 4 0

Alabama A&M

Average RPI Win: 163		WON-LOST RECORD		WINNING PCT. RANK		LAST 10 GAMES		STRENGTH OF SCHEDULE		OPP. STRENGTH OF SCHEDULE		TEAM RPI		ADJ RPI		CONF. RPI		ADJ CONF. RPI	
DIV. I ONLY		10-9-2		.52381 142		7-2-1		155		72		124		.50895 123		9		10	
DIV. I NON-CONF.		4-3-1		.5625 115		1-0-0		193		94		134		.50337 132		8		8	
TOTALS		RPI 1-25		RPI 26-50		W-L RECORDS		RPI 51-100		RPI 101-150		RPI 150+							
10-9-2		0-1-1		1-1-0		OVERALL		2-4-0		0-1-0		7-2-1							
7-5-1		0-1-0		1-0-0		HOME		1-1-0		0-1-0		5-2-1							
3-3-1		0-0-1		0-1-0		AWAY		1-2-0		0-0-0		2-0-0							
0-1-0		0-0-0		0-0-0		NEUTRAL		0-1-0		0-0-0		0-0-0							
4-3-1		0-0-0		1-0-0		NON-CONFERENCE		1-2-0		0-0-0		2-1-1							
4-1-1		0-0-0		1-0-0		HOME		1-0-0		0-0-0		2-1-1							
0-1-0		0-0-0		0-0-		AWAY		0-1-0		0-0-0		0-0-0							
0-1-0		0-0-0		0-0-0		NEUTRAL		0-1-0		0-0-0		0-0-0							
6-6-1		0-1-1		0-1-0		CONFERENCE		1-2-0		0-1-0		5-1-0							
3-4-0		0-1-0		0-0-0		HOME		0-1-0		0-1-0		3-1-0							
3-2-1		0-0-1		0-1-0		AWAY		1-1-0		0-0-0		2-0-0							
0-0-0		0-0-0		0-0-0		NEUTRAL		0-0-0		0-0-0		0-0-0							
RPI	S	Opponent		Score		RPI	S	Opponent		Score		RPI	S	Opponent		Score			
5	H	Notre Dame		0 1		30	A	West Virginia		0 1		57	A	Maryland		0 1			
17	A	Connecticut		1 1		48	H	Loyola (Md.)		1 0		60	H	Princeton		2 1			
												76	N	UC Santa Barb.		0 2			
												79	A	Villanova		0 1			
												83	H	Georgetown		1 3			
												84	A	Louisville		2 0			
														128 H DePaul		0 1			
														164 H Seton Hall		0 1			
														170 H St. Joseph's		1 2			
														177 A Cincinnati		1 0			
														187 H St. John's (N.Y.)		3 0			
														188 H Syracuse		1 0			
														197 A Pittsburgh		6 2			
														197 H Pittsburgh		3 0			
														220 H Fairleigh Dickinson		2 0			
														231 H Monmouth		2 2			
														269 H Temple		6 0			
LAST 10 GAMES																			

Non-Div. I Games:

Rutgers

Average RPI Win: 198		WON-LOST	WINNING	LAST 10	STRENGTH OF		OPP. STRENGTH	TEAM	ADJ	CONF.	ADJ CONF.
Average RPI Loss: 87		RECORD	PCT. RANK	GAMES	SCHEDULE		OF SCHEDULE	RPI	RPI	RPI	RPI
DIV. I ONLY		9-7-3	.55263	115	5-5-0		172	124	130	.5084	124
DIV. I NON-CONF.		5-3-3	.59091	100	1-1-0		219	159	152	.49455	147
TOTALS		RPI 1-25	RPI 26-50		W-L RECORDS		RPI 51-100		RPI 101-150		RPI 150+
9-7-3	0-1-0	0-1-1		OVERALL		1-3-1		2-1-0		6-1-1	
7-2-0	0-0-0	0-1-0		HOME		1-1-0		2-0-0		4-0-0	
1-3-2	0-1-0	0-0-0		AWAY		0-2-1		0-0-0		1-0-1	
1-2-1	0-0-0	0-0-1		NEUTRAL		0-0-0		0-1-0		1-1-0	
5-3-3	0-0-0	0-0-1		NON-CONFERENCE		0-2-1		0-0-0		5-1-1	
4-1-0	0-0-0	0-0-0		HOME		0-1-0		0-0-0		4-0-0	
0-1-2	0-0-0	0-0-		AWAY		0-1-1		0-0-0		0-0-1	
1-1-1	0-0-0	0-0-1		NEUTRAL		0-0-0		0-0-0		1-1-0	
4-4-0	0-1-0	0-1-0		CONFERENCE		1-1-0		2-1-0		1-0-0	
3-1-0	0-0-0	0-1-0		HOME		1-0-0		2-0-0		0-0-0	
1-2-0	0-1-0	0-0-0		AWAY		0-1-0		0-0-0		1-0-0	
0-1-0	0-0-0	0-0-0		NEUTRAL		0-0-0		0-1-0		0-0-0	
RPI S	Opponent	Score	RPI S	Opponent	Score	RPI S	Opponent	Score	RPI S	Opponent	Score
18 A	Brigham Young	0 2	29 N	Colorado	1 1	61 A	Utah	0 2	119 H	New Mexico	1 0
			49 H	UNLV	0 1	62 A	William & Mary	1 1	119 N	New Mexico	0 1
						69 H	San Diego St.	1 0	143 H	TCU	2 0
						75 A	Old Dominion	1 5	190 N	Northeastern	4 2
						95 H	Oregon	0 1	193 N	Oral Roberts	0 1
									215 A	Tulsa	2 2
									233 H	Northern Colo.	2 1
									248 H	Charleston So.	3 0
									256 A	Air Force	3 0
									260 H	Portland St.	1 0
									266 H	South Dakota St.	4 0
LAST 10 GAMES											
119 N	New Mexico	0 1	18 A	Brigham Young	0 2	61 A	Utah	0 2			
233 H	Northern Colo.	2 1	49 H	UNLV	0 1	69 H	San Diego St.	1 0			
256 A	Air Force	3 0	95 H	Oregon	0 1						
143 H	TCU	2 0									
119 H	New Mexico	1 0									

Non-Div. I Games:

Wyoming

Average RPI Win:	185	WON-LOST	WINNING	LAST 10	STRENGTH OF	OPP. STRENGTH	TEAM	ADJ	CONF.	ADJ CONF.	
Average RPI Loss:	103	RECORD	PCT. RANK	GAMES	SCHEDULE	OF SCHEDULE	RPI	RPI	RPI	RPI	
DIV. I ONLY	9-7-1	.55882	111	5-5-0	167	128	125	.50734	125	7	7
DIV. I NON-CONF.	6-3-1	.65	69	2-1-0	239	191	150	.49247	152	9	9
TOTALS	RPI 1-25	RPI 26-50	W-L RECORDS	RPI 51-100	RPI 101-150	RPI 150+					
9-7-1	1-0-0	0-2-0	OVERALL	0-3-0	2-0-1	6-2-0					
8-2-0	1-0-0	0-0-0	HOME	0-1-0	2-0-0	5-1-0					
1-4-1	0-0-0	0-1-0	AWAY	0-2-0	0-0-1	1-1-0					
0-1-0	0-0-0	0-1-0	NEUTRAL	0-0-0	0-0-0	0-0-0					
6-3-1	0-0-0	0-1-0	NON-CONFERENCE	0-1-0	1-0-1	5-1-0					
5-1-0	0-0-0	0-0-0	HOME	0-0-0	1-0-0	4-1-0					
1-1-1	0-0-0	0-0-	AWAY	0-1-0	0-0-1	1-0-0					
0-1-0	0-0-0	0-1-0	NEUTRAL	0-0-0	0-0-0	0-0-0					
3-4-0	1-0-0	0-1-0	CONFERENCE	0-2-0	1-0-0	1-1-0					
3-1-0	1-0-0	0-0-0	HOME	0-1-0	1-0-0	1-0-0					
0-3-0	0-0-0	0-1-0	AWAY	0-1-0	0-0-0	0-1-0					
0-0-0	0-0-0	0-0-0	NEUTRAL	0-0-0	0-0-0	0-0-0					
RPI S Opponent	Score	RPI S Opponent	Score	RPI S Opponent	Score	RPI S Opponent	Score				
13 H Yale	2 1	27 A Dartmouth	0 5	60 A Princeton	1 2	102 H Bucknell	2 1				
		38 N UC Riverside	1 6	64 H Harvard	0 1	121 H Penn	1 0				
				78 A Colgate	2 3	146 A UC Irvine	0 0				
						171 H Brown	3 2				
						184 A Cornell	0 1				
						191 H Sacred Heart	1 0				
						222 H American	3 2				
						271 H Quinnipiac	0 1				
						278 H Manhattan	2 1				
						283 H Robert Morris	2 0				
						285 A Wagner	3 0				
LAST 10 GAMES											
64 H Harvard	0 1	121 H Penn	1 0								
60 A Princeton	1 2	191 H Sacred Heart	1 0								
13 H Yale	2 1	171 H Brown	3 2								
27 A Dartmouth	0 5	184 A Cornell	0 1								
283 H Robert Morris	2 0	78 A Colgate	2 3								

Non-Div. I Games:

Columbia

Average RPI Win: 211		WON-LOST	WINNING	LAST 10	STRENGTH OF		OPP. STRENGTH	TEAM	ADJ	CONF.	ADJ CONF.
Average RPI Loss: 113		RECORD	PCT. RANK	GAMES	SCHEDULE		OF SCHEDULE	RPI	RPI	RPI	RPI
DIV. I ONLY		10-7-3	.575	105	5-4-1		190	127	126	.50588	126
DIV. I NON-CONF.		4-3-2	.55556	122	0-1-0		96	76	93	.53826	93
TOTALS		RPI 1-25	RPI 26-50		W-L RECORDS		RPI 51-100		RPI 101-150		RPI 150+
10-7-3	0-1-1	0-2-0		OVERALL		0-0-1		2-1-1		8-3-0	
5-3-1	0-1-0	0-0-0		HOME		0-0-0		2-1-1		3-1-0	
5-4-1	0-0-1	0-2-0		AWAY		0-0-0		0-0-0		5-2-0	
0-0-1	0-0-0	0-0-0		NEUTRAL		0-0-1		0-0-0		0-0-0	
4-3-2	0-0-1	0-2-0		NON-CONFERENCE		0-0-1		2-0-0		2-1-0	
3-0-0	0-0-0	0-0-0		HOME		0-0-0		2-0-0		1-0-0	
1-3-1	0-0-1	0-0-		AWAY		0-0-0		0-0-0		1-1-0	
0-0-1	0-0-0	0-0-0		NEUTRAL		0-0-1		0-0-0		0-0-0	
6-4-1	0-1-0	0-0-0		CONFERENCE		0-0-0		0-1-1		6-2-0	
2-3-1	0-1-0	0-0-0		HOME		0-0-0		0-1-1		2-1-0	
4-1-0	0-0-0	0-0-0		AWAY		0-0-0		0-0-0		4-1-0	
0-0-0	0-0-0	0-0-0		NEUTRAL		0-0-0		0-0-0		0-0-0	
RPI S	Opponent	Score		RPI S	Opponent	Score		RPI S	Opponent	Score	
8 A	Virginia	2	2	30 A	West Virginia	1	3	62 N	William & Mary	1	1
25 H	St. Louis	0	1	34 A	Texas	1	2	108 H	Richmond	0	0
								115 H	Furman	2	1
								129 H	Charlotte	0	1
								150 H	Wright St.	1	0
								170 H	St. Joseph's	2	1
								170 H	St. Joseph's	0	1
								177 H	Cincinnati	2	1
								194 A	Xavier	3	0
								198 A	Butler	0	1
								207 A	Fordham	1	2
								241 A	George Washington	1	0
								243 A	La Salle	3	1
								269 H	Temple	5	0
								270 A	Ohio	1	0
								276 A	St. Bonaventure	3	0
LAST 10 GAMES											
25 H	St. Louis	0	1	108 H	Richmond	0	0				
170 H	St. Joseph's	2	1	129 H	Charlotte	0	1				
34 A	Texas	1	2	243 A	La Salle	3	1				
276 A	St. Bonaventure	3	0	241 A	George Washington	1	0				
207 A	Fordham	1	2	269 H	Temple	5	0				

Non-Div. I Games:

Dayton

Average RPI Win: 222		WON-LOST	WINNING	LAST 10	STRENGTH OF		OPP. STRENGTH	TEAM	ADJ	CONF.	ADJ CONF.				
Average RPI Loss: 105		RECORD	PCT. RANK	GAMES	SCHEDULE		OF SCHEDULE	RPI	RPI	RPI	RPI				
DIV. I ONLY		10-5-1	.65625	63	5-4-1		245	191	132	.50422	127	30	30		
DIV. I NON-CONF.		7-5-1	.57692	108	2-4-1		191	182	141	.49794	140	30	30		

TOTALS		RPI 1-25		RPI 26-50		W-L RECORDS		RPI 51-100		RPI 101-150		RPI 150+			
10-5-1	0-0-0	0-1-0		OVERALL		1-2-0		0-1-0		9-1-1					
6-0-0	0-0-0	0-0-0		HOME		0-0-0		0-0-0		6-0-0					
0-5-1	0-0-0	0-1-0		AWAY		0-2-0		0-1-0		0-1-1					
4-0-0	0-0-0	0-0-0		NEUTRAL		1-0-0		0-0-0		3-0-0					
7-5-1	0-0-0	0-1-0		NON-CONFERENCE		1-2-0		0-1-0		6-1-1					
3-0-0	0-0-0	0-0-0		HOME		0-0-0		0-0-0		3-0-0					
0-5-1	0-0-0	0-0-		AWAY		0-2-0		0-1-0		0-1-1					
4-0-0	0-0-0	0-0-0		NEUTRAL		1-0-0		0-0-0		3-0-0					
3-0-0	0-0-0	0-0-0		CONFERENCE		0-0-0		0-0-0		3-0-0					
3-0-0	0-0-0	0-0-0		HOME		0-0-0		0-0-0		3-0-0					
0-0-0	0-0-0	0-0-0		AWAY		0-0-0		0-0-0		0-0-0					
0-0-0	0-0-0	0-0-0		NEUTRAL		0-0-0		0-0-0		0-0-0					

RPI S	Opponent	Score		RPI S	Opponent	Score		RPI S	Opponent	Score		RPI S	Opponent	Score	
				38 A	UC Riverside	0	3	82 N	Drake	1	0	146 A	UC Irvine	1	2
				86 A	Weber St.	0	1	161 N	Valparaiso	2	0				
				88 A	Creighton	0	3	165 A	Western Ill.	0	2				
				186 H	Wis.-Green Bay	2	0								
				204 A	Southern Utah	1	1								
				232 N	Troy	2	0								
				233 H	Northern Colo.	3	2								
				236 N	Grambling	4	0								
				257 H	Utah Valley St.	1	0								
				266 H	South Dakota St.	1	0								
274 H	Montana	3	0												
291 H	UNI	5	0												
LAST 10 GAMES															
165 A	Western Ill.	0	2	204 A	Southern Utah	1	1								
266 H	South Dakota St.	1	0	86 A	Weber St.	0	1								
257 H	Utah Valley St.	1	0	146 A	UC Irvine	1	2								
274 H	Montana	3	0	38 A	UC Riverside	0	3								
233 H	Northern Colo.	3	2	236 N	Grambling	4	0								

Non-Div. I Games: Mary 6 0

North Dakota St.

Average RPI Win: 156		WON-LOST	WINNING	LAST 10	STRENGTH OF		OPP. STRENGTH	TEAM	ADJ		CONF.	ADJ CONF.
Average RPI Loss: 68		RECORD	PCT. RANK	GAMES	SCHEDULE		OF SCHEDULE	RPI	RPI		RPI	RPI
DIV. I ONLY		5-8-4	.41176	206	3-4-3		70	92	129		.50394	128
DIV. I NON-CONF.		2-3-1	.41667	196	0-0-0		139	131	166		.47873	170
TOTALS		RPI 1-25	RPI 26-50		W-L RECORDS		RPI 51-100		RPI 101-150		RPI 150+	
5-8-4		0-3-0	0-1-0		OVERALL		1-3-0		2-0-2		2-1-2	
4-4-0		0-1-0	0-0-0		HOME		1-2-0		1-0-0		2-1-0	
1-3-4		0-2-0	0-1-0		AWAY		0-0-0		1-0-2		0-0-2	
0-1-0		0-0-0	0-0-0		NEUTRAL		0-1-0		0-0-0		0-0-0	
2-3-1		0-0-0	0-1-0		NON-CONFERENCE		0-1-0		1-0-1		1-1-0	
2-1-0		0-0-0	0-0-0		HOME		0-0-0		1-0-0		1-1-0	
0-1-1		0-0-0	0-0-		AWAY		0-0-0		0-0-1		0-0-0	
0-1-0		0-0-0	0-0-0		NEUTRAL		0-1-0		0-0-0		0-0-0	
3-5-3		0-3-0	0-0-0		CONFERENCE		1-2-0		1-0-1		1-0-2	
2-3-0		0-1-0	0-0-0		HOME		1-2-0		0-0-0		1-0-0	
1-2-3		0-2-0	0-0-0		AWAY		0-0-0		1-0-1		0-0-2	
0-0-0		0-0-0	0-0-0		NEUTRAL		0-0-0		0-0-0		0-0-0	
RPI S	Opponent	Score	RPI S	Opponent	Score	RPI S	Opponent	Score	RPI S	Opponent	Score	
5 A	Notre Dame	0 6	42 A	Purdue	0 4	79 H	Villanova	1 2	123 A	Rutgers	1 0	
15 A	Marquette	0 1				83 H	Georgetown	4 2	131 A	Western Mich.	1 1	
17 H	Connecticut	1 2				84 H	Louisville	1 2	139 H	Eastern Ill.	1 0	
						91 N	Detroit	0 3	140 A	South Fla.	1 1	
									164 A	Seton Hall	2 2	
									177 A	Cincinnati	0 0	
									209 H	Central Mich.	2 0	
									211 H	Northern Ill.	0 1	
									225 H	Providence	3 2	
LAST 10 GAMES												
			79 H	Villanova	1 2		164 A	Seton Hall	2 2			
			83 H	Georgetown	4 2		15 A	Marquette	0 1			
			17 H	Connecticut	1 2		140 A	South Fla.	1 1			
			225 H	Providence	3 2		177 A	Cincinnati	0 0			
			123 A	Rutgers	1 0		84 H	Louisville	1 2			

Non-Div. I Games:

DePaul

Average RPI Win:	165	WON-LOST RECORD	WINNING PCT. RANK	LAST 10 GAMES	STRENGTH OF SCHEDULE	OPP. STRENGTH OF SCHEDULE	TEAM RPI	ADJ RPI	CONF. RPI	ADJ CONF. RPI		
DIV. I ONLY		11-9-0	.55	122	7-3-0	142	145	122	.50335	129	15	14
DIV. I NON-CONF.		4-5-0	.44444	176	0-0-0	228	119	202	.44938	205	14	14

TOTALS	RPI 1-25	RPI 26-50		W-L RECORDS		RPI 51-100		RPI 101-150		RPI 150+		
11-9-0	0-1-0	0-1-0		OVERALL		1-2-0		5-1-0		5-4-0		
6-3-0	0-0-0	0-0-0		HOME		1-1-0		2-0-0		3-2-0		
2-5-0	0-1-0	0-1-0		AWAY		0-0-0		1-1-0		1-2-0		
3-1-0	0-0-0	0-0-0		NEUTRAL		0-1-0		2-0-0		1-0-0		
4-5-0	0-0-0	0-1-0		NON-CONFERENCE		0-1-0		2-0-0		2-3-0		
2-2-0	0-0-0	0-0-0		HOME		0-1-0		1-0-0		1-1-0		
0-3-0	0-0-0	0-0-		AWAY		0-0-0		0-0-0		0-2-0		
2-0-0	0-0-0	0-0-0		NEUTRAL		0-0-0		1-0-0		1-0-0		
7-4-0	0-1-0	0-0-0		CONFERENCE		1-1-0		3-1-0		3-1-0		
4-1-0	0-0-0	0-0-0		HOME		1-0-0		1-0-0		2-1-0		
2-2-0	0-1-0	0-0-0		AWAY		0-0-0		1-1-0		1-0-0		
1-1-0	0-0-0	0-0-0		NEUTRAL		0-1-0		1-0-0		0-0-0		
RPI	S	Opponent	Score	RPI	S	Opponent	Score	RPI	S	Opponent	Score	
25	A	St. Louis	1 2	26	A	Mississippi	0 3	58	H	Davidson	1 2	
								96	H	Rhode Island	3 2	
								96	N	Rhode Island	0 2	
								105	A	Duquesne	1 2	
								105	N	Duquesne	2 1	
								108	H	Richmond	2 1	
								115	N	Furman	2 1	
								126	A	Dayton	1 0	
								137	H	UNC Wilmington	4 2	
								156	A	Mississippi St.	1 2	
								157	N	South Carolina	2 1	
								172	H	Massachusetts	0 2	
								194	A	Xavier	3 0	
								207	H	Fordham	7 0	
								227	A	Tennessee Tech	2 3	
								260	H	Mercer	1 2	
								276	H	St. Bonaventure	4 1	
								293	H	Marshall	2 1	
				LAST 10 GAMES								
				96	N	Rhode Island	0 2	126	A	Dayton	1 0	
				105	N	Duquesne	2 1	194	A	Xavier	3 0	
				96	H	Rhode Island	3 2	207	H	Fordham	7 0	
				172	H	Massachusetts	0 2	276	H	St. Bonaventure	4 1	
				108	H	Richmond	2 1	105	A	Duquesne	1 2	

Non-Div. I Games:

Charlotte

Average RPI Win: 174		WON-LOST	WINNING	LAST 10	STRENGTH OF		OPP. STRENGTH	TEAM	ADJ	CONF.	ADJ CONF.				
Average RPI Loss: 59		RECORD	PCT. RANK	GAMES	SCHEDULE		OF SCHEDULE	RPI	RPI	RPI	RPI				
DIV. I ONLY		4-12-2	.27778	266	2-7-1		19	101	141	.50319	130	6	6		
DIV. I NON-CONF.		2-5-1	.3125	240	0-0-0		8	193	96	.53486	97	5	5		
TOTALS		RPI 1-25	RPI 26-50		W-L RECORDS		RPI 51-100		RPI 101-150		RPI 150+				
4-12-2		0-2-0	0-5-1		OVERALL		1-3-0		0-2-1		3-0-0				
3-4-2		0-1-0	0-1-1		HOME		1-1-0		0-1-1		2-0-0				
0-7-0		0-1-0	0-3-0		AWAY		0-2-0		0-1-0		0-0-0				
1-1-0		0-0-0	0-1-0		NEUTRAL		0-0-0		0-0-0		1-0-0				
2-5-1		0-1-0	0-2-0		NON-CONFERENCE		0-1-0		0-1-1		2-0-0				
1-3-1		0-1-0	0-0-0		HOME		0-1-0		0-1-1		1-0-0				
0-1-0		0-0-0	0-0-		AWAY		0-0-0		0-0-0		0-0-0				
1-1-0		0-0-0	0-1-0		NEUTRAL		0-0-0		0-0-0		1-0-0				
2-7-1		0-1-0	0-3-1		CONFERENCE		1-2-0		0-1-0		1-0-0				
2-1-1		0-0-0	0-1-1		HOME		1-0-0		0-0-0		1-0-0				
0-6-0		0-1-0	0-2-0		AWAY		0-2-0		0-1-0		0-0-0				
0-0-0		0-0-0	0-0-0		NEUTRAL		0-0-0		0-0-0		0-0-0				
RPI S	Opponent	Score		RPI S	Opponent	Score		RPI S	Opponent	Score		RPI S	Opponent	Score	
4 H	Portland	1	4	29 H	Colorado	0	0	65 H	Iowa St.	2	1	112 H	Minnesota	1	1
14 A	Texas A&M	0	4	34 A	Texas	0	3	68 A	Kansas	0	1	113 A	Oklahoma St.	0	3
				35 A	Southern Methodist	1	4	81 A	Missouri	1	2	133 H	Stephen F. Austin	0	1
				40 H	Nebraska	0	1	97 H	Northwestern	1	2	182 N	Northwestern St.	7	1
				43 N	Boston U.	0	2					189 H	Houston	1	0
				50 A	Oklahoma	0	1					258 H	Texas Tech	3	1
LAST 10 GAMES															
	14 A Texas A&M	0	4		65 H Iowa St.	2	1								
	29 H Colorado	0	0		40 H Nebraska	0	1								
	258 H Texas Tech	3	1		34 A Texas	0	3								
	50 A Oklahoma	0	1		81 A Missouri	1	2								
	113 A Oklahoma St.	0	3		68 A Kansas	0	1								

Non-Div. I Games:

Baylor

Average RPI Win:	180	WON-LOST	WINNING	LAST 10	STRENGTH OF	OPP. STRENGTH	TEAM	ADJ	CONF.	ADJ CONF.	
Average RPI Loss:	125	RECORD	PCT. RANK	GAMES	SCHEDULE	OF SCHEDULE	RPI	RPI	RPI	RPI	
DIV. I ONLY	10-8-1	.55263	115	6-4-0	163	148	134	.50283	131	17	17
DIV. I NON-CONF.	2-4-1	.35714	219	0-0-0	111	69	162	.48621	158	17	16
<hr/>											
TOTALS	RPI 1-25	RPI 26-50		W-L RECORDS		RPI 51-100		RPI 101-150		RPI 150+	
10-8-1	0-0-0	1-1-0		OVERALL		1-2-0		0-1-1		8-4-0	
6-1-1	0-0-0	0-0-0		HOME		1-0-0		0-0-1		5-1-0	
4-6-0	0-0-0	1-1-0		AWAY		0-2-0		0-1-0		3-2-0	
0-1-0	0-0-0	0-0-0		NEUTRAL		0-0-0		0-0-0		0-1-0	
<hr/>											
2-4-1	0-0-0	1-1-0		NON-CONFERENCE		0-1-0		0-1-1		1-1-0	
0-0-1	0-0-0	0-0-0		HOME		0-0-0		0-0-1		0-0-0	
2-3-0	0-0-0	1-0-		AWAY		0-1-0		0-1-0		1-0-0	
0-1-0	0-0-0	0-0-0		NEUTRAL		0-0-0		0-0-0		0-1-0	
<hr/>											
8-4-0	0-0-0	0-0-0		CONFERENCE		1-1-0		0-0-0		7-3-0	
6-1-0	0-0-0	0-0-0		HOME		1-0-0		0-0-0		5-1-0	
2-3-0	0-0-0	0-0-0		AWAY		0-1-0		0-0-0		2-2-0	
0-0-0	0-0-0	0-0-0		NEUTRAL		0-0-0		0-0-0		0-0-0	
<hr/>											
RPI S	Opponent	Score	RPI S	Opponent	Score	RPI S	Opponent	Score	RPI S	Opponent	Score
39 A	Michigan St.	1 0	67 A	Michigan	3 5	118 A	Oakland	0 1	128 H	DePaul	1 1
50 A	Oklahoma	1 4	85 A	Ball St.	0 2	152 N	New Hampshire	0 1	154 H	Toledo	2 1
						155 A	Kent St.	0 1	160 A	Miami (Ohio)	0 1
						167 A	Vermont	2 0	185 H	Eastern Mich.	1 0
						209 H	Central Mich.	0 1	209 H	Central Mich.	2 1
						211 A	Northern Ill.	2 1	213 A	Buffalo	2 0
						253 H	Akron	2 0	270 H	Ohio	2 1
LAST 10 GAMES											
209 H Central Mich.			0 1	185 H Eastern Mich.			1 0				
211 A Northern Ill.			2 1	155 A Kent St.			0 1				
85 A Ball St.			0 2	213 A Buffalo			2 0				
160 A Miami (Ohio)			0 1	270 H Ohio			2 1				
209 H Central Mich.			2 1	253 H Akron			2 0				

Non-Div. I Games:

Western Mich.

Average RPI Win:	175	WON-LOST	WINNING	LAST 10	STRENGTH OF	OPP. STRENGTH	TEAM	ADJ	CONF.	ADJ CONF.	
Average RPI Loss:	56	RECORD	PCT. RANK	GAMES	SCHEDULE	OF SCHEDULE	RPI	RPI	RPI	RPI	
DIV. I ONLY	7-9-2	.44444	188	4-6-0	103	81	136	.50274	132	5	5
DIV. I NON-CONF.	4-2-2	.625	77	1-0-0	158	194	109	.52003	110	4	4
TOTALS	RPI 1-25	RPI 26-50	W-L RECORDS	RPI 51-100	RPI 101-150	RPI 150+					
7-9-2	0-1-0	0-4-0	OVERALL	0-3-0	2-1-1	5-0-1					
3-3-1	0-1-0	0-2-0	HOME	0-0-0	1-0-1	2-0-0					
3-5-0	0-0-0	0-2-0	AWAY	0-3-0	1-0-0	2-0-0					
1-1-1	0-0-0	0-0-0	NEUTRAL	0-0-0	0-1-0	1-0-1					
4-2-2	0-0-0	0-0-0	NON-CONFERENCE	0-1-0	0-1-1	4-0-1					
1-0-1	0-0-0	0-0-0	HOME	0-0-0	0-0-1	1-0-0					
2-1-0	0-0-0	0-0-	AWAY	0-1-0	0-0-0	2-0-0					
1-1-1	0-0-0	0-0-0	NEUTRAL	0-0-0	0-1-0	1-0-1					
3-7-0	0-1-0	0-4-0	CONFERENCE	0-2-0	2-0-0	1-0-0					
2-3-0	0-1-0	0-2-0	HOME	0-0-0	1-0-0	1-0-0					
1-4-0	0-0-0	0-2-0	AWAY	0-2-0	1-0-0	0-0-0					
0-0-0	0-0-0	0-0-0	NEUTRAL	0-0-0	0-0-0	0-0-0					
RPI S Opponent	Score	RPI S Opponent	Score	RPI S Opponent	Score	RPI S Opponent	Score				
3 H Penn St.	0 1	36 H Illinois	1 2	64 A Harvard	0 1	104 H Indiana	3 2				
		37 A Wisconsin	1 3	67 A Michigan	2 4	112 A Minnesota	1 0				
		39 A Michigan St.	0 1	97 A Northwestern	1 2	115 N Furman	0 1				
		42 H Purdue	2 4			135 H Kentucky	1 1				
						155 A Kent St.	2 1				
						177 N Cincinnati	2 2				
						190 N Northeastern	2 1				
						194 A Xavier	3 0				
						203 H Iowa	3 0				
						264 H Morehead St.	5 0				
LAST 10 GAMES											
264 H Morehead St.	5 0	42 H Purdue	2 4								
97 A Northwestern	1 2	104 H Indiana	3 2								
37 A Wisconsin	1 3	203 H Iowa	3 0								
112 A Minnesota	1 0	36 H Illinois	1 2								
3 H Penn St.	0 1	67 A Michigan	2 4								

Non-Div. I Games:

Ohio St.

Average RPI Win: 245		WON-LOST	WINNING	LAST 10	STRENGTH OF		OPP. STRENGTH	TEAM	ADJ	CONF.	ADJ CONF.		
Average RPI Loss: 129		RECORD	PCT. RANK	GAMES	SCHEDULE		OF SCHEDULE	RPI	RPI	RPI	RPI		
DIV. I ONLY		14-4-0	.77778	19	9-1-0		294	222	133	.50264	133	29	29
DIV. I NON-CONF.		7-3-0	.7	51	2-0-0		274	158	151	.494	149	29	29
TOTALS		RPI 1-25	RPI 26-50		W-L RECORDS		RPI 51-100		RPI 101-150		RPI 150+		
14-4-0	0-1-0	0-0-0		OVERALL		0-1-0		1-0-0		13-2-0			
7-0-0	0-0-0	0-0-0		HOME		0-0-0		0-0-0		7-0-0			
6-3-0	0-1-0	0-0-0		AWAY		0-1-0		1-0-0		5-1-0			
1-1-0	0-0-0	0-0-0		NEUTRAL		0-0-0		0-0-0		1-1-0			
7-3-0	0-1-0	0-0-0		NON-CONFERENCE		0-1-0		1-0-0		6-1-0			
3-0-0	0-0-0	0-0-0		HOME		0-0-0		0-0-0		3-0-0			
3-3-0	0-1-0	0-0-		AWAY		0-1-0		1-0-0		2-1-0			
1-0-0	0-0-0	0-0-0		NEUTRAL		0-0-0		0-0-0		1-0-0			
7-1-0	0-0-0	0-0-0		CONFERENCE		0-0-0		0-0-0		7-1-0			
4-0-0	0-0-0	0-0-0		HOME		0-0-0		0-0-0		4-0-0			
3-0-0	0-0-0	0-0-0		AWAY		0-0-0		0-0-0		3-0-0			
0-1-0	0-0-0	0-0-0		NEUTRAL		0-0-0		0-0-0		0-1-0			
RPI S	Opponent	Score		RPI S	Opponent	Score		RPI S	Opponent	Score			
14 A	Texas A&M	0 3						63 A	Rice	0 2			
								130 A	Baylor	1 0			
								182 H	Northwestern St.	1 0			
								189 A	Houston	1 3			
								192 H	Texas St.	2 1			
								208 A	La.-Monroe	3 0			
								236 H	Grambling	5 0			
								249 H	Sam Houston St.	6 1			
								249 N	Sam Houston St.	1 3			
								250 A	Arkansas St.	2 1			
								265 A	Centenary (La.)	1 0			
								272 H	McNeese St.	3 0			
								280 H	Louisiana Tech	2 0			
								282 N	Ark.-Little Rock	5 0			
								288 H	Citadel	4 0			
								292 A	Southeastern La.	3 0			
								300 A	Nicholls St.	5 0			
				LAST 10 GAMES									
				249 N	Sam Houston St.	1 3		249 H	Sam Houston St.	6 1			
				208 A	La.-Monroe	3 0		300 A	Nicholls St.	5 0			
				272 H	McNeese St.	3 0		292 A	Southeastern La.	3 0			
				182 H	Northwestern St.	1 0		192 H	Texas St.	2 1			
				265 A	Centenary (La.)	1 0		236 H	Grambling	5 0			

Non-Div. I Games:

Stephen F. Austin

Average RPI Win:		228	WON-LOST RECORD		WINNING PCT. RANK	LAST 10 GAMES	STRENGTH OF SCHEDULE		OPP. STRENGTH OF SCHEDULE	TEAM RPI	ADJ RPI	CONF. RPI	ADJ CONF. RPI		
Average RPI Loss:		185													
DIV. I ONLY			13-6-0		.68421	45	7-3-0		231	267	123	.50213	134	22	23
DIV. I NON-CONF.			5-3-0		.625	77	2-1-0		253	252	171	.47566	173	28	28
TOTALS		RPI 1-25	RPI 26-50		W-L RECORDS		RPI 51-100		RPI 101-150		RPI 150+				
13-6-0	0-0-0		0-0-0		OVERALL		0-1-0		2-1-0		11-4-0				
7-2-0	0-0-0		0-0-0		HOME		0-1-0		2-0-0		5-1-0				
5-3-0	0-0-0		0-0-0		AWAY		0-0-0		0-0-0		5-3-0				
1-1-0	0-0-0		0-0-0		NEUTRAL		0-0-0		0-1-0		1-0-0				
5-3-0	0-0-0		0-0-0		NON-CONFERENCE		0-1-0		0-0-0		5-2-0				
4-1-0	0-0-0		0-0-0		HOME		0-1-0		0-0-0		4-0-0				
1-2-0	0-0-0		0-0-		AWAY		0-0-0		0-0-0		1-2-0				
0-0-0	0-0-0		0-0-0		NEUTRAL		0-0-0		0-0-0		0-0-0				
8-3-0	0-0-0		0-0-0		CONFERENCE		0-0-0		2-1-0		6-2-0				
3-1-0	0-0-0		0-0-0		HOME		0-0-0		2-0-0		1-1-0				
4-1-0	0-0-0		0-0-0		AWAY		0-0-0		0-0-0		4-1-0				
1-1-0	0-0-0		0-0-0		NEUTRAL		0-0-0		0-1-0		1-0-0				
RPI S	Opponent	Score	RPI S	Opponent	Score	RPI S	Opponent	Score	RPI S	Opponent	Score				
						70 H	Western Caro.	0 2	136 H	Liberty	4 1				
									136 N	Liberty	0 3				
									147 H	Coastal Caro.	4 0				
									176 H	Campbell	4 1				
									179 A	Appalachian St.	0 2				
									205 A	Birmingham-So.	1 0				
									217 A	Radford	3 0				
									227 H	Tennessee Tech	4 0				
									230 A	High Point	0 2				
									240 A	Winthrop	1 0				
									240 H	Winthrop	1 0				
									245 H	East Tenn. St.	3 0				
									246 A	Longwood	1 3				
									248 H	Charleston So.	1 2				
									248 N	Charleston So.	3 1				
									277 A	Francis Marion	3 1				
									295 A	VMI	3 2				
									307 H	South Carolina St.	6 0				
LAST 10 GAMES															
						136 N	Liberty	0 3	246 A	Longwood	1 3				
						248 N	Charleston So.	3 1	295 A	VMI	3 2				
						240 A	Winthrop	1 0	277 A	Francis Marion	3 1				
						176 H	Campbell	4 1	217 A	Radford	3 0				
						230 A	High Point	0 2	136 H	Liberty	4 1				

Non-Div. I Games:

UNC Asheville

Average RPI Win: 181		WON-LOST	WINNING	LAST 10	STRENGTH OF		OPP. STRENGTH	TEAM	ADJ	CONF.	ADJ CONF.
Average RPI Loss: 48		RECORD	PCT. RANK	GAMES	SCHEDULE		OF SCHEDULE	RPI	RPI	RPI	RPI
DIV. I ONLY		7-6-7	.525	138	3-6-1		204	65	145	.50096	135
DIV. I NON-CONF.		3-0-4	.71429	45	0-0-0		290	105	165	.4819	162
TOTALS		RPI 1-25	RPI 26-50		W-L RECORDS		RPI 51-100		RPI 101-150		RPI 150+
7-6-7		0-3-0	1-1-1		OVERALL		0-2-1		0-0-1		6-0-4
4-2-4		0-1-0	0-1-1		HOME		0-0-1		0-0-0		4-0-2
2-3-3		0-2-0	0-0-0		AWAY		0-1-0		0-0-1		2-0-2
1-1-0		0-0-0	1-0-0		NEUTRAL		0-1-0		0-0-0		0-0-0
3-0-4		0-0-0	0-0-1		NON-CONFERENCE		0-0-0		0-0-1		3-0-2
3-0-2		0-0-0	0-0-1		HOME		0-0-0		0-0-0		3-0-1
0-0-2		0-0-0	0-0-		AWAY		0-0-0		0-0-1		0-0-1
0-0-0		0-0-0	0-0-0		NEUTRAL		0-0-0		0-0-0		0-0-0
4-6-3		0-3-0	1-1-0		CONFERENCE		0-2-1		0-0-0		3-0-2
1-2-2		0-1-0	0-1-0		HOME		0-0-1		0-0-0		1-0-1
2-3-1		0-2-0	0-0-0		AWAY		0-1-0		0-0-0		2-0-1
1-1-0		0-0-0	1-0-0		NEUTRAL		0-1-0		0-0-0		0-0-0
RPI S	Opponent	Score	RPI S	Opponent	Score	RPI S	Opponent	Score	RPI S	Opponent	Score
21 A	Vanderbilt	0 1	26 H	Mississippi	0 1	66 H	Georgia	0 0	132 A	Ohio St.	1 1
22 A	Florida	2 4	26 N	Mississippi	3 2	99 A	Auburn	1 2	156 A	Mississippi St.	4 1
23 H	Tennessee	1 2	39 H	Michigan St.	1 1	99 N	Auburn	0 2	157 A	South Carolina	2 1
									160 H	Miami (Ohio)	2 0
									161 H	LSU	1 1
									175 A	Alabama	1 1
									177 H	Cincinnati	1 1
									180 A	Western Ky.	1 1
									183 H	Arkansas	2 1
									289 H	Eastern Ky.	5 0
									293 H	Marshall	3 1
LAST 10 GAMES											
99 N	Auburn	0 2	23 H	Tennessee	1 2						
26 N	Mississippi	3 2	66 H	Georgia	0 0						
21 A	Vanderbilt	0 1	157 A	South Carolina	2 1						
156 A	Mississippi St.	4 1	22 A	Florida	2 4						
26 H	Mississippi	0 1	99 A	Auburn	1 2						

Non-Div. I Games: Bellarmine 7 1

Kentucky

Average RPI Win: 219		WON-LOST RECORD	WINNING PCT. RANK		LAST 10 GAMES	STRENGTH OF SCHEDULE	OPP. STRENGTH OF SCHEDULE	TEAM RPI	ADJ RPI	CONF. RPI	ADJ CONF. RPI						
Average RPI Loss: 121																	
DIV. I ONLY		12-7-2	.61905	80	7-3-0	208	194	131	.49995	136	22	23					
DIV. I NON-CONF.		4-4-2	.5	141	1-1-0	232	129	186	.46642	184	28	28					
<hr/>																	
TOTALS		RPI 1-25		RPI 26-50		W-L RECORDS		RPI 51-100		RPI 101-150		RPI 150+					
12-7-2		0-1-0		0-0-0		OVERALL		0-2-0		2-2-0		10-2-2					
5-2-0		0-0-0		0-0-0		HOME		0-1-0		1-0-0		4-1-0					
4-5-1		0-1-0		0-0-0		AWAY		0-1-0		0-2-0		4-1-1					
3-0-1		0-0-0		0-0-0		NEUTRAL		0-0-0		1-0-0		2-0-1					
4-4-2		0-1-0		0-0-0		NON-CONFERENCE		0-2-0		0-1-0		4-0-2					
2-1-0		0-0-0		0-0-0		HOME		0-1-0		0-0-0		2-0-0					
2-3-1		0-1-0		0-0-		AWAY		0-1-0		0-1-0		2-0-1					
0-0-1		0-0-0		0-0-0		NEUTRAL		0-0-0		0-0-0		0-0-1					
8-3-0		0-0-0		0-0-0		CONFERENCE		0-0-0		2-1-0		6-2-0					
3-1-0		0-0-0		0-0-0		HOME		0-0-0		1-0-0		2-1-0					
2-2-0		0-0-0		0-0-0		AWAY		0-0-0		0-1-0		2-1-0					
3-0-0		0-0-0		0-0-0		NEUTRAL		0-0-0		1-0-0		2-0-0					
RPI	S	Opponent		Score		RPI	S	Opponent		Score		RPI	S	Opponent		Score	
8	A	Virginia		0 4								107	A	North Carolina St.		0 1	
												134	A	UNC Asheville		1 4	
												134	N	UNC Asheville		3 0	
												147	H	Coastal Caro.		2 1	
												183	H	Arkansas		2 1	
												205	A	Birmingham-So.		1 0	
												205	N	Birmingham-So.		4 1	
												217	H	Radford		4 2	
												217	N	Radford		2 1	
												221	N	Elon		1 1	
												225	A	UMBC		3 2	
												230	A	High Point		1 3	
												240	H	Winthrop		0 1	
												246	H	Longwood		3 2	
												248	A	Charleston So.		2 0	
												262	A	Rider		1 1	
												295	H	VMI		2 1	
												301	A	Howard		2 1	
<hr/>																	
LAST 10 GAMES																	
8 A		Virginia		0 4		301 A		Howard		2 1							
134 N		UNC Asheville		3 0		205 A		Birmingham-So.		1 0							
217 N		Radford		2 1		295 H		VMI		2 1							
205 N		Birmingham-So.		4 1		240 H		Winthrop		0 1							
147 H		Coastal Caro.		2 1		230 A		High Point		1 3							

Non-Div. I Games:

Liberty

Average RPI Win:	183	WON-LOST RECORD	WINNING PCT. RANK	LAST 10 GAMES	STRENGTH OF SCHEDULE	OPP. STRENGTH OF SCHEDULE	TEAM RPI	ADJ RPI	CONF. RPI	ADJ CONF. RPI	
DIV. I ONLY	8-10-1	.44737	184	3-6-1	104	111	140	.49992	137	11	11
DIV. I NON-CONF.	4-4-0	.5	141	0-0-0	132	120	131	.50337	132	11	11
<hr/>											
TOTALS	RPI 1-25	RPI 26-50		W-L RECORDS	RPI 51-100		RPI 101-150		RPI 150+		
8-10-1	0-0-0	0-2-1		OVERALL	0-4-0		1-3-0		7-1-0		
6-3-1	0-0-0	0-0-1		HOME	0-1-0		1-1-0		5-1-0		
2-7-0	0-0-0	0-2-0		AWAY	0-3-0		0-2-0		2-0-0		
0-0-0	0-0-0	0-0-0		NEUTRAL	0-0-0		0-0-0		0-0-0		
<hr/>											
4-4-0	0-0-0	0-1-0		NON-CONFERENCE	0-1-0		1-1-0		3-1-0		
3-1-0	0-0-0	0-0-0		HOME	0-0-0		1-0-0		2-1-0		
1-3-0	0-0-0	0-0-		AWAY	0-1-0		0-1-0		1-0-0		
0-0-0	0-0-0	0-0-0		NEUTRAL	0-0-0		0-0-0		0-0-0		
<hr/>											
4-6-1	0-0-0	0-1-1		CONFERENCE	0-3-0		0-2-0		4-0-0		
3-2-1	0-0-0	0-0-1		HOME	0-1-0		0-1-0		3-0-0		
1-4-0	0-0-0	0-1-0		AWAY	0-2-0		0-1-0		1-0-0		
0-0-0	0-0-0	0-0-0		NEUTRAL	0-0-0		0-0-0		0-0-0		
<hr/>											
RPI S	Opponent	Score	RPI S	Opponent	Score	RPI S	Opponent	Score	RPI S	Opponent	Score
			28 A	Va. Commonwealth	1 4	53 A	James Madison	0 4	103 A	Delaware	0 2
			33 H	Hofstra	1 1	58 A	Davidson	0 1	129 A	Charlotte	2 4
			44 A	Wake Forest	1 4	62 H	William & Mary	0 1	141 H	George Mason	1 2
						75 A	Old Dominion	2 3	144 H	East Caro.	3 2
									158 H	Towson	2 1
									170 H	St. Joseph's	0 1
									176 H	Campbell	1 0
									178 H	Georgia St.	3 0
									179 H	Appalachian St.	3 0
									190 H	Northeastern	2 1
									218 A	Drexel	3 2
									221 A	Elon	1 0
<hr/>											
LAST 10 GAMES											
			218 A	Drexel	3 2	141 H	George Mason	1 2			
			103 A	Delaware	0 2	53 A	James Madison	0 4			
			33 H	Hofstra	1 1	28 A	Va. Commonwealth	1 4			
			190 H	Northeastern	2 1	62 H	William & Mary	0 1			
			158 H	Towson	2 1	75 A	Old Dominion	2 3			

Non-Div. I Games:

UNC Wilmington

Average RPI Win:	195	WON-LOST	WINNING	LAST 10	STRENGTH OF	OPP. STRENGTH	TEAM	ADJ	CONF.	ADJ CONF.	
Average RPI Loss:	141	RECORD	PCT. RANK	GAMES	SCHEDULE	OF SCHEDULE	RPI	RPI	RPI	RPI	
DIV. I ONLY	10-6-4	.6	85	6-2-2	175	234	128	.49937	138	19	19
DIV. I NON-CONF.	4-4-2	.5	141	0-0-0	153	249	160	.47943	167	16	17
TOTALS	RPI 1-25	RPI 26-50	W-L RECORDS	RPI 51-100	RPI 101-150	RPI 150+					
10-6-4	0-0-0	0-1-0	OVERALL	0-2-0	3-0-1	7-3-3					
3-2-1	0-0-0	0-0-0	HOME	0-1-0	1-0-0	2-1-1					
5-4-1	0-0-0	0-1-0	AWAY	0-1-0	2-0-0	3-2-1					
2-0-2	0-0-0	0-0-0	NEUTRAL	0-0-0	0-0-1	2-0-1					
4-4-2	0-0-0	0-0-0	NON-CONFERENCE	0-2-0	2-0-0	2-2-2					
1-1-0	0-0-0	0-0-0	HOME	0-1-0	1-0-0	0-0-0					
2-3-1	0-0-0	0-0-	AWAY	0-1-0	1-0-0	1-2-1					
1-0-1	0-0-0	0-0-0	NEUTRAL	0-0-0	0-0-0	1-0-1					
6-2-2	0-0-0	0-1-0	CONFERENCE	0-0-0	1-0-1	5-1-1					
2-1-1	0-0-0	0-0-0	HOME	0-0-0	0-0-0	2-1-1					
3-1-0	0-0-0	0-1-0	AWAY	0-0-0	1-0-0	2-0-0					
1-0-1	0-0-0	0-0-0	NEUTRAL	0-0-0	0-0-1	1-0-0					
RPI S	Opponent	Score	RPI S	Opponent	Score	RPI S	Opponent	Score	RPI S	Opponent	Score
			43 A	Boston U.	0 1	64 H	Harvard	0 1	102 A	Bucknell	3 2
						71 A	Lehigh	0 1	106 A	Maine	1 0
									106 N	Maine	0 0
									116 H	Long Island	1 0
									152 A	New Hampshire	3 0
									167 H	Vermont	0 2
									188 A	Syracuse	1 0
									200 A	Iona	0 0
									220 A	Fairleigh Dickinson	1 2
									225 H	UMBC	1 1
									225 N	UMBC	2 1
									229 H	Stony Brook	3 0
									244 H	Hartford	1 0
									278 N	Manhattan	2 2
									279 A	Canisius	0 3
									295 N	VMI	3 0
									297 A	Albany (N.Y.)	3 0
			LAST 10 GAMES								
			106 N	Maine	0 0	43 A	Boston U.	0 1			
			225 N	UMBC	2 1	152 A	New Hampshire	3 0			
			244 H	Hartford	1 0	297 A	Albany (N.Y.)	3 0			
			106 A	Maine	1 0	229 H	Stony Brook	3 0			
			225 H	UMBC	1 1	167 H	Vermont	0 2			

Non-Div. I Games:

Binghamton

Average RPI Win: 208		WON-LOST RECORD		WINNING PCT. RANK		LAST 10 GAMES		STRENGTH OF SCHEDULE		OPP. STRENGTH OF SCHEDULE		TEAM RPI		ADJ RPI		CONF. RPI		ADJ CONF. RPI	
DIV. I ONLY		9-10-2		.47619 160		6-3-1		88		225		139		.49893 139		24		25	
DIV. I NON-CONF.		2-8-0		.2 269		0-1-0		84		133		211		.44892 207		24		24	
TOTALS		RPI 1-25		RPI 26-50		W-L RECORDS		RPI 51-100		RPI 101-150		RPI 150+							
9-10-2		0-0-0		1-1-0		OVERALL		0-3-0		0-3-0		8-3-2							
5-4-0		0-0-0		0-0-0		HOME		0-2-0		0-1-0		5-1-0							
3-6-2		0-0-0		0-1-0		AWAY		0-1-0		0-2-0		3-2-2							
1-0-0		0-0-0		1-0-0		NEUTRAL		0-0-0		0-0-0		0-0-0							
2-8-0		0-0-0		1-1-0		NON-CONFERENCE		0-1-0		0-3-0		1-3-0							
1-2-0		0-0-0		0-0-0		HOME		0-0-0		0-1-0		1-1-0							
0-6-0		0-0-0		0-0-		AWAY		0-1-0		0-2-0		0-2-0							
1-0-0		0-0-0		1-0-0		NEUTRAL		0-0-0		0-0-0		0-0-0							
7-2-2		0-0-0		0-0-0		CONFERENCE		0-2-0		0-0-0		7-0-2							
4-2-0		0-0-0		0-0-0		HOME		0-2-0		0-0-0		4-0-0							
3-0-2		0-0-0		0-0-0		AWAY		0-0-0		0-0-0		3-0-2							
0-0-0		0-0-0		0-0-0		NEUTRAL		0-0-0		0-0-0		0-0-0							
RPI	S	Opponent	Score		RPI	S	Opponent	Score		RPI	S	Opponent	Score						
			31	A	UTEP		0	4		92	H	Samford	0	1					
			41	N	North Texas		2	0		92	H	Samford	0	1					
										94	A	Bowling Green	1	2					
												110	H	Illinois St.	0	1			
												128	A	DePaul	0	1			
												148	A	Evansville	0	1			
												153	A	Southeast Mo. St.	0	0			
												153	H	Southeast Mo. St.	1	0			
												163	A	Loyola (Ill.)	1	3			
												165	H	Western Ill.	0	1			
												169	H	Indiana St.	3	0			
												185	A	Eastern Mich.	0	1			
												227	H	Tennessee Tech	3	1			
												228	H	Jacksonville St.	1	0			
												237	A	Murray St.	0	0			
												239	A	Tenn.-Martin	1	0			
												259	H	Austin Peay	1	0			
												264	A	Morehead St.	1	0			
												289	A	Eastern Ky.	3	0			
LAST 10 GAMES																			
			92	H	Samford		0	1		228	H	Jacksonville St.	1	0					
			153	H	Southeast Mo. St.		1	0		92	H	Samford	0	1					
			110	H	Illinois St.		0	1		264	A	Morehead St.	1	0					
			237	A	Murray St.		0	0		289	A	Eastern Ky.	3	0					
			239	A	Tenn.-Martin		1	0		259	H	Austin Peay	1	0					

Non-Div. I Games:

Eastern Ill.

Average RPI Win: 227		WON-LOST	WINNING	LAST 10	STRENGTH OF		OPP. STRENGTH	TEAM	ADJ	CONF.	ADJ CONF.
Average RPI Loss: 56		RECORD	PCT. RANK	GAMES	SCHEDULE		OF SCHEDULE	RPI	RPI	RPI	RPI
DIV. I ONLY		6-7-3	.46875	177	2-5-3		119	115	142	.49882	140
DIV. I NON-CONF.		4-1-0	.8	26	0-0-0		114	290	55	.57036	57
TOTALS		RPI 1-25	RPI 26-50		W-L RECORDS		RPI 51-100		RPI 101-150		RPI 150+
6-7-3		0-3-0	0-1-0		OVERALL		0-2-0		0-0-1		6-1-2
3-2-1		0-2-0	0-0-0		HOME		0-0-0		0-0-1		3-0-0
2-4-2		0-1-0	0-1-0		AWAY		0-2-0		0-0-0		2-0-2
1-1-0		0-0-0	0-0-0		NEUTRAL		0-0-0		0-0-0		1-1-0
4-1-0		0-0-0	0-0-0		NON-CONFERENCE		0-1-0		0-0-0		4-0-0
2-0-0		0-0-0	0-0-0		HOME		0-0-0		0-0-0		2-0-0
1-1-0		0-0-0	0-0-		AWAY		0-1-0		0-0-0		1-0-0
1-0-0		0-0-0	0-0-0		NEUTRAL		0-0-0		0-0-0		1-0-0
2-6-3		0-3-0	0-1-0		CONFERENCE		0-1-0		0-0-1		2-1-2
1-2-1		0-2-0	0-0-0		HOME		0-0-0		0-0-1		1-0-0
1-3-2		0-1-0	0-1-0		AWAY		0-1-0		0-0-0		1-0-2
0-1-0		0-0-0	0-0-0		NEUTRAL		0-0-0		0-0-0		0-1-0
RPI S	Opponent	Score	RPI S	Opponent	Score	RPI S	Opponent	Score	RPI S	Opponent	Score
5	H Notre Dame	0 4	30	A West Virginia	0 2	51	A Fla. Atlantic	0 1	128	H DePaul	1 1
15	A Marquette	1 4				84	A Louisville	0 1	177	A Cincinnati	3 2
17	H Connecticut	0 1							187	H St. John's (N.Y.)	3 2
									188	N Syracuse	2 3
									197	A Pittsburgh	2 2
									225	A Providence	0 0
									238	H Stetson	2 0
									246	N Longwood	3 1
									255	H North Fla.	1 0
									260	A Mercer	2 0
LAST 10 GAMES											
	188 N Syracuse	2 3		197 A Pittsburgh	2 2						
	187 H St. John's (N.Y.)	3 2		5 H Notre Dame	0 4						
	177 A Cincinnati	3 2		128 H DePaul	1 1						
	84 A Louisville	0 1		17 H Connecticut	0 1						
	30 A West Virginia	0 2		225 A Providence	0 0						

Non-Div. I Games: St. Thomas (FL) 5 0

South Fla.

Average RPI Win:		190	WON-LOST RECORD		WINNING PCT. RANK		LAST 10 GAMES		STRENGTH OF SCHEDULE		OPP. STRENGTH OF SCHEDULE		TEAM RPI		ADJ RPI		CONF. RPI		ADJ CONF. RPI																																																																																																																																												
Average RPI Loss:		76																																																																																																																																																													
DIV. I ONLY			8-11-0		.42105 202		3-7-0		84		108		143		.49881 141		11		11																																																																																																																																												
DIV. I NON-CONF.			4-4-0		.5 141		0-0-0		100		113		113		.5167 114		11		11																																																																																																																																												
TOTALS		RPI 1-25		RPI 26-50		W-L RECORDS		RPI 51-100		RPI 101-150		RPI 150+																																																																																																																																																			
8-11-0		0-2-0		0-2-0		OVERALL		0-3-0		1-3-0		7-1-0																																																																																																																																																			
5-4-0		0-1-0		0-1-0		HOME		0-1-0		0-1-0		5-0-0																																																																																																																																																			
3-6-0		0-0-0		0-1-0		AWAY		0-2-0		1-2-0		2-1-0																																																																																																																																																			
0-1-0		0-1-0		0-0-0		NEUTRAL		0-0-0		0-0-0		0-0-0																																																																																																																																																			
4-4-0		0-2-0		0-0-0		NON-CONFERENCE		0-0-0		0-2-0		4-0-0																																																																																																																																																			
2-1-0		0-1-0		0-0-0		HOME		0-0-0		0-0-0		2-0-0																																																																																																																																																			
2-2-0		0-0-0		0-0-		AWAY		0-0-0		0-2-0		2-0-0																																																																																																																																																			
0-1-0		0-1-0		0-0-0		NEUTRAL		0-0-0		0-0-0		0-0-0																																																																																																																																																			
4-7-0		0-0-0		0-2-0		CONFERENCE		0-3-0		1-1-0		3-1-0																																																																																																																																																			
3-3-0		0-0-0		0-1-0		HOME		0-1-0		0-1-0		3-0-0																																																																																																																																																			
1-4-0		0-0-0		0-1-0		AWAY		0-2-0		1-0-0		0-1-0																																																																																																																																																			
0-0-0		0-0-0		0-0-0		NEUTRAL		0-0-0		0-0-0		0-0-0																																																																																																																																																			
RPI S	Opponent		Score		RPI S	Opponent		Score		RPI S	Opponent		Score		RPI S	Opponent		Score																																																																																																																																													
13 H	Yale		0 3		28 A	Va. Commonwealth		0 2		53 H	James Madison		0 3		103 H	Delaware		0 1																																																																																																																																													
18 N	Brigham Young		0 4		33 H	Hofstra		1 3		62 A	William & Mary		0 3		121 A	Penn		1 2																																																																																																																																													
										75 A Old Dominion					0 1					137 A UNC Wilmington					2 1																																																																																																																																						
																				149 A Hawaii					1 2					158 H Towson					2 1																																																																																																																												
																														170 H St. Joseph's					6 1					178 A Georgia St.					0 4																																																																																																																		
																																								183 A Arkansas					1 0					190 H Northeastern					6 5																																																																																																								
																																																		218 H Drexel					2 0					222 A American					3 0																																																																																														
																																																												245 H East Tenn. St.					3 1																																																																																														
</																																																																																																																																																															

Non-Div. I Games:

George Mason

Average RPI Win: 194		WON-LOST	WINNING	LAST 10	STRENGTH OF	OPP. STRENGTH	TEAM	ADJ	CONF.	ADJ CONF.					
Average RPI Loss: 166		RECORD	PCT. RANK	GAMES	SCHEDULE	OF SCHEDULE	RPI	RPI	RPI	RPI					
DIV. I ONLY		12-6-1	.65789	58	7-2-1	258	169	135	.49877	142	14	15			
DIV. I NON-CONF.		6-4-0	.6	92	1-0-0	289	181	218	.43915	224	19	19			
<hr/>															
TOTALS		RPI 1-25		RPI 26-50		W-L RECORDS		RPI 51-100		RPI 101-150		RPI 150+			
12-6-1		0-0-0		0-0-0		OVERALL		2-1-0		2-2-0		8-3-1			
7-3-0		0-0-0		0-0-0		HOME		0-1-0		1-0-0		6-2-0			
4-0-1		0-0-0		0-0-0		AWAY		2-0-0		1-0-0		1-0-1			
1-3-0		0-0-0		0-0-0		NEUTRAL		0-0-0		0-2-0		1-1-0			
<hr/>															
6-4-0		0-0-0		0-0-0		NON-CONFERENCE		0-0-0		1-1-0		5-3-0			
4-2-0		0-0-0		0-0-0		HOME		0-0-0		0-0-0		4-2-0			
1-0-0		0-0-0		0-0-		AWAY		0-0-0		1-0-0		0-0-0			
1-2-0		0-0-0		0-0-0		NEUTRAL		0-0-0		0-1-0		1-1-0			
<hr/>															
6-2-1		0-0-0		0-0-0		CONFERENCE		2-1-0		1-1-0		3-0-1			
3-1-0		0-0-0		0-0-0		HOME		0-1-0		1-0-0		2-0-0			
3-0-1		0-0-0		0-0-0		AWAY		2-0-0		0-0-0		1-0-1			
0-1-0		0-0-0		0-0-0		NEUTRAL		0-0-0		0-1-0		0-0-0			
<hr/>															
RPI	S	Opponent	Score	RPI	S	Opponent	Score	RPI	S	Opponent	Score				
				71 A Lehigh				1	0	102 H Bucknell				2	1
				78 A Colgate				1	0	102 N Bucknell				1	3
				78 H Colgate				1	2	105 N Duquesne				0	2
								147 A Coastal Caro.				3	1		
								166 A Navy				1	0		
								171 H Brown				1	0		
								213 H Buffalo				2	3		
								222 A American				1	1		
								223 H Marist				3	0		
								244 H Hartford				0	1		
								248 N Charleston So.				2	0		
								256 N Air Force				1	2		
								267 H Holy Cross				3	1		
								278 H Manhattan				3	0		
								284 H Lafayette				3	0		
								297 H Albany (N.Y.)				6	1		
				<hr/>											
				LAST 10 GAMES											
102 N Bucknell				1	3	102 H Bucknell				2	1				
78 A Colgate				1	0	222 A American				1	1				
284 H Lafayette				3	0	166 A Navy				1	0				
71 A Lehigh				1	0	171 H Brown				1	0				
78 H Colgate				1	2	267 H Holy Cross				3	1				

Non-Div. I Games:

Army

TCU

Average RPI Win: 222		WON-LOST RECORD		WINNING PCT. RANK		LAST 10 GAMES		STRENGTH OF SCHEDULE		OPP. STRENGTH OF SCHEDULE		TEAM RPI		ADJ RPI		CONF. RPI		ADJ CONF. RPI	
DIV. I ONLY		6-11-0		.35294 224		3-7-0		52		110		147		.49726 143		10		9	
DIV. I NON-CONF.		5-4-0		.55556 122		2-0-0		66		135		74		.54946 77		10		10	
TOTALS		RPI 1-25		RPI 26-50		W-L RECORDS		RPI 51-100		RPI 101-150		RPI 150+							
6-11-0		0-3-0		0-4-0		OVERALL		0-2-0		0-2-0		6-0-0							
4-5-0		0-2-0		0-2-0		HOME		0-1-0		0-0-0		4-0-0							
2-6-0		0-1-0		0-2-0		AWAY		0-1-0		0-2-0		2-0-0							
0-0-0		0-0-0		0-0-0		NEUTRAL		0-0-0		0-0-0		0-0-0							
5-4-0		0-2-0		0-2-0		NON-CONFERENCE		0-0-0		0-0-0		5-0-0							
4-3-0		0-2-0		0-1-0		HOME		0-0-0		0-0-0		4-0-0							
1-1-0		0-0-0		0-0-		AWAY		0-0-0		0-0-0		1-0-0							
0-0-0		0-0-0		0-0-0		NEUTRAL		0-0-0		0-0-0		0-0-0							
1-7-0		0-1-0		0-2-0		CONFERENCE		0-2-0		0-2-0		1-0-0							
0-2-0		0-0-0		0-1-0		HOME		0-1-0		0-0-0		0-0-0							
1-5-0		0-1-0		0-1-0		AWAY		0-1-0		0-2-0		1-0-0							
0-0-0		0-0-0		0-0-0		NEUTRAL		0-0-0		0-0-0		0-0-0							
RPI S	Opponent	Score		RPI S	Opponent	Score		RPI S	Opponent	Score		RPI S	Opponent	Score					
11 H	Pepperdine	2	3	35 A	Southern Methodist	2	5	61 A	Utah	0	1	119 A	New Mexico	0	1				
14 H	Texas A&M	0	4	43 H	Boston U.	0	1	69 H	San Diego St.	0	3	124 A	Wyoming	0	2				
18 A	Brigham Young	0	4	49 A	UNLV	0	3					182 H	Northwestern St.	1	0				
				49 H	UNLV	0	1					189 A	Houston	3	1				
												195 H	Boise St.	1	0				
												249 H	Sam Houston St.	4	0				
												256 A	Air Force	2	1				
												258 H	Texas Tech	4	0				
LAST 10 GAMES																			
				49 A	UNLV	0	3	49 H	UNLV	0	1								
				119 A	New Mexico	0	1	18 A	Brigham Young	0	4								
				124 A	Wyoming	0	2	61 A	Utah	0	1								
				256 A	Air Force	2	1	195 H	Boise St.	1	0								
				69 H	San Diego St.	0	3	249 H	Sam Houston St.	4	0								

Non-Div. I Games:

TCU

Average RPI Win:		205	WON-LOST RECORD		WINNING PCT. RANK		LAST 10 GAMES		STRENGTH OF SCHEDULE		OPP. STRENGTH OF SCHEDULE		TEAM RPI		ADJ RPI		CONF. RPI		ADJ CONF. RPI		
DIV. I ONLY			8-12-1		.40476 208		4-5-1		81		126		150		.49665 144		12		12		
DIV. I NON-CONF.			4-6-0		.4 201		0-0-0		81		106		130		.50479 129		12		12		
TOTALS		RPI 1-25		RPI 26-50		W-L RECORDS		RPI 51-100		RPI 101-150		RPI 150+									
8-12-1		0-1-0		0-3-1		OVERALL		1-4-0		0-4-0		7-0-0									
5-4-0		0-0-0		0-1-0		HOME		1-1-0		0-2-0		4-0-0									
3-6-0		0-1-0		0-1-0		AWAY		0-3-0		0-1-0		3-0-0									
0-2-1		0-0-0		0-1-1		NEUTRAL		0-0-0		0-1-0		0-0-0									
4-6-0		0-1-0		0-2-0		NON-CONFERENCE		1-0-0		0-3-0		3-0-0									
4-1-0		0-0-0		0-0-0		HOME		1-0-0		0-1-0		3-0-0									
0-3-0		0-1-0		0-0-		AWAY		0-0-0		0-1-0		0-0-0									
0-2-0		0-0-0		0-1-0		NEUTRAL		0-0-0		0-1-0		0-0-0									
4-6-1		0-0-0		0-1-1		CONFERENCE		0-4-0		0-1-0		4-0-0									
1-3-0		0-0-0		0-1-0		HOME		0-1-0		0-1-0		1-0-0									
3-3-0		0-0-0		0-0-0		AWAY		0-3-0		0-0-0		3-0-0									
0-0-1		0-0-0		0-0-1		NEUTRAL		0-0-0		0-0-0		0-0-0									
RPI S	Opponent		Score		RPI S	Opponent		Score		RPI S	Opponent		Score		RPI S	Opponent		Score			
14 A	Texas A&M		0 3		35 H	Southern Methodist		0 2		63 A	Rice		0 3		108 N	Richmond		0 3			
					35 N	Southern Methodist		0 0		63 A	Rice		0 2		115 H	Furman		2 3			
					48 N	Loyola (Md.)		2 4		70 H	Western Caro.		2 0		117 H	UAB		1 2			
					50 A	Oklahoma		1 2		73 A	UCF		1 3		137 A	UNC Wilmington		2 3			
										74 H	Memphis		1 2		170 H	St. Joseph's		3 1			
															176 H	Campbell		4 2			
															189 A	Houston		1 0			
															215 H	Tulsa		3 2			
															247 A	Southern Miss.		2 1			
															277 H	Francis Marion		6 1			
															293 A	Marshall		1 0			
LAST 10 GAMES																					
					63 A	Rice		0 2		74 H	Memphis		1 2								
					35 N	Southern Methodist		0 0		247 A	Southern Miss.		2 1								
					293 A	Marshall		1 0		73 A	UCF		1 3								
					35 H	Southern Methodist		0 2		117 H	UAB		1 2								
					215 H	Tulsa		3 2		189 A	Houston		1 0								

Non-Div. I Games:

East Caro.

Average RPI Win: 227		WON-LOST	WINNING		LAST 10	STRENGTH OF		OPP. STRENGTH	TEAM	ADJ	CONF.	ADJ CONF.
Average RPI Loss: 152		RECORD	PCT. RANK		GAMES	SCHEDULE		OF SCHEDULE	RPI	RPI	RPI	RPI
DIV. I ONLY		13-4-1	.75	24	7-3-0	292		178	138	.49653	145	27
DIV. I NON-CONF.		5-2-1	.6875	54	1-1-0	293		91	182	.46728	183	26
TOTALS		RPI 1-25	RPI 26-50		W-L RECORDS		RPI 51-100		RPI 101-150		RPI 150+	
13-4-1		0-0-0	0-0-0		OVERALL		0-2-0		1-0-0		12-2-1	
5-2-0		0-0-0	0-0-0		HOME		0-0-0		0-0-0		5-2-0	
6-2-0		0-0-0	0-0-0		AWAY		0-2-0		1-0-0		5-0-0	
2-0-1		0-0-0	0-0-0		NEUTRAL		0-0-0		0-0-0		2-0-1	
5-2-1		0-0-0	0-0-0		NON-CONFERENCE		0-1-0		1-0-0		4-1-1	
1-1-0		0-0-0	0-0-0		HOME		0-0-0		0-0-0		1-1-0	
2-1-0		0-0-0	0-0-		AWAY		0-1-0		1-0-0		1-0-0	
2-0-1		0-0-0	0-0-0		NEUTRAL		0-0-0		0-0-0		2-0-1	
8-2-0		0-0-0	0-0-0		CONFERENCE		0-1-0		0-0-0		8-1-0	
4-1-0		0-0-0	0-0-0		HOME		0-0-0		0-0-0		4-1-0	
4-1-0		0-0-0	0-0-0		AWAY		0-1-0		0-0-0		4-0-0	
0-0-0		0-0-0	0-0-0		NEUTRAL		0-0-0		0-0-0		0-0-0	
RPI S	Opponent	Score	RPI S	Opponent	Score	RPI S	Opponent	Score	RPI S	Opponent	Score	
						51 A	Fla. Atlantic	0 3	117 A	UAB	2 0	
						54 A	Clemson	0 4	176 A	Campbell	1 0	
									178 A	Georgia St.	1 0	
									197 N	Pittsburgh	0 0	
									206 H	Gardner-Webb	4 0	
									219 A	Jacksonville	1 0	
									227 N	Tennessee Tech	4 0	
									233 H	Northern Colo.	0 2	
									238 H	Stetson	4 1	
									245 H	East Tenn. St.	4 0	
									254 N	Tulane	2 0	
									255 A	North Fla.	4 0	
									260 H	Mercer	4 0	
									268 H	Belmont	1 2	
									277 H	Francis Marion	6 3	
									303 A	Lipscomb	7 1	
LAST 10 GAMES												
			277 H	Francis Marion	6 3		206 H	Gardner-Webb	4 0			
			233 H	Northern Colo.	0 2		303 A	Lipscomb	7 1			
			245 H	East Tenn. St.	4 0		268 H	Belmont	1 2			
			51 A	Fla. Atlantic	0 3		260 H	Mercer	4 0			
			176 A	Campbell	1 0		238 H	Stetson	4 1			

Non-Div. I Games:

Kennesaw St.

Average RPI Win:		127	WON-LOST RECORD		WINNING PCT. RANK		LAST 10 GAMES		STRENGTH OF SCHEDULE		OPP. STRENGTH OF SCHEDULE		TEAM RPI	ADJ RPI		CONF. RPI	ADJ CONF. RPI		
Average RPI Loss:		64																	
DIV. I ONLY			5-12-2		.31579	248	4-5-1		55	59	153	.4965	146	4	4				
DIV. I NON-CONF.			4-7-1		.375	209	3-0-0		108	60	155	.49214	153	6	6				
TOTALS		RPI 1-25		RPI 26-50		W-L RECORDS		RPI 51-100		RPI 101-150		RPI 150+							
5-12-2	0-2-0			2-2-1	OVERALL		0-6-0		1-2-1		2-0-0								
3-6-2	0-1-0			2-1-1	HOME		0-3-0		1-1-1		0-0-0								
2-6-0	0-1-0			0-1-0	AWAY		0-3-0		0-1-0		2-0-0								
0-0-0	0-0-0			0-0-0	NEUTRAL		0-0-0		0-0-0		0-0-0								
4-7-1	0-1-0			1-1-0	NON-CONFERENCE		0-4-0		1-1-1		2-0-0								
2-3-1	0-1-0			1-0-0	HOME		0-1-0		1-1-1		0-0-0								
2-4-0	0-0-0			0-0-	AWAY		0-3-0		0-0-0		2-0-0								
0-0-0	0-0-0			0-0-0	NEUTRAL		0-0-0		0-0-0		0-0-0								
1-5-1	0-1-0			1-1-1	CONFERENCE		0-2-0		0-1-0		0-0-0								
1-3-1	0-0-0			1-1-1	HOME		0-2-0		0-0-0		0-0-0								
0-2-0	0-1-0			0-0-0	AWAY		0-0-0		0-1-0		0-0-0								
0-0-0	0-0-0			0-0-0	NEUTRAL		0-0-0		0-0-0		0-0-0								
RPI	S	Opponent		Score	RPI	S	Opponent		Score	RPI	S	Opponent		Score	RPI	S	Opponent		Score
12	A	Cal St. Fullerton		0 2	38	H	UC Riverside		1 1	56	A	Arizona St.		2 3	101	A	Pacific		0 2
16	H	Southern California		0 4	40	A	Nebraska		1 2	68	A	Kansas		0 4	114	H	San Diego		1 2
					45	H	Long Beach St.		2 0	69	H	San Diego St.		0 2	125	H	Columbia		0 0
					46	H	Cal Poly		1 2	76	H	UC Santa Barb.		0 3	127	H	North Dakota St.		2 1
					49	H	UNLV		2 0	77	A	St. Mary's (Cal.)		2 3	196	A	San Jose St.		2 1
										93	H	Cal St. Northridge		1 3	216	A	UC Davis		1 0
LAST 10 GAMES																			
					12	A	Cal St. Fullerton		0 2	46	H	Cal Poly		1 2					
					45	H	Long Beach St.		2 0	76	H	UC Santa Barb.		0 3					
					38	H	UC Riverside		1 1	127	H	North Dakota St.		2 1					
					101	A	Pacific		0 2	93	H	Cal St. Northridge		1 3					
					216	A	UC Davis		1 0	49	H	UNLV		2 0					

Non-Div. I Games:

UC Irvine

Average RPI Win:	243	WON-LOST	WINNING	LAST 10	STRENGTH OF	OPP. STRENGTH	TEAM	ADJ	CONF.	ADJ CONF.		
Average RPI Loss:	160	RECORD	PCT. RANK	GAMES	SCHEDULE	OF SCHEDULE	RPI	RPI	RPI	RPI		
DIV. I ONLY	13-6-0	.68421	45	6-4-0	261	255	137	.49635	147	22	23	
DIV. I NON-CONF.	8-2-0	.8	26	1-1-0	246	237	107	.52555	107	28	28	
<hr/>												
TOTALS	RPI 1-25	RPI 26-50		W-L RECORDS		RPI 51-100		RPI 101-150		RPI 150+		
13-6-0	0-0-0	0-0-0		OVERALL		0-1-0		0-3-0		13-2-0		
7-2-0	0-0-0	0-0-0		HOME		0-0-0		0-1-0		7-1-0		
5-3-0	0-0-0	0-0-0		AWAY		0-1-0		0-2-0		5-0-0		
1-1-0	0-0-0	0-0-0		NEUTRAL		0-0-0		0-0-0		1-1-0		
<hr/>												
8-2-0	0-0-0	0-0-0		NON-CONFERENCE		0-1-0		0-1-0		8-0-0		
4-1-0	0-0-0	0-0-0		HOME		0-0-0		0-1-0		4-0-0		
3-1-0	0-0-0	0-0-		AWAY		0-1-0		0-0-0		3-0-0		
1-0-0	0-0-0	0-0-0		NEUTRAL		0-0-0		0-0-0		1-0-0		
<hr/>												
5-4-0	0-0-0	0-0-0		CONFERENCE		0-0-0		0-2-0		5-2-0		
3-1-0	0-0-0	0-0-0		HOME		0-0-0		0-0-0		3-1-0		
2-2-0	0-0-0	0-0-0		AWAY		0-0-0		0-2-0		2-0-0		
0-1-0	0-0-0	0-0-0		NEUTRAL		0-0-0		0-0-0		0-1-0		
<hr/>												
RPI	S	Opponent	Score	RPI	S	Opponent	Score	RPI	S	Opponent	Score	
								70	A	Western Caro.	1	2

Non-Div. I Games:

Coastal Caro.

Average RPI Win: 227		WON-LOST	WINNING	LAST 10	STRENGTH OF		OPP. STRENGTH	TEAM	ADJ	CONF.	ADJ CONF.
Average RPI Loss: 99		RECORD	PCT. RANK	GAMES	SCHEDULE		OF SCHEDULE	RPI	RPI	RPI	RPI
DIV. I ONLY		10-8-1	.55263	115	3-6-1		188	187	148	.49624	148
DIV. I NON-CONF.		9-2-0	.81818	22	2-0-0		198	232	71	.55244	73
TOTALS		RPI 1-25	RPI 26-50		W-L RECORDS		RPI 51-100		RPI 101-150		RPI 150+
10-8-1	0-0-0	0-0-0		OVERALL		0-6-1		1-1-0		9-1-0	
4-4-0	0-0-0	0-0-0		HOME		0-4-0		1-0-0		3-0-0	
5-3-1	0-0-0	0-0-0		AWAY		0-1-1		0-1-0		5-1-0	
1-1-0	0-0-0	0-0-0		NEUTRAL		0-1-0		0-0-0		1-0-0	
9-2-0	0-0-0	0-0-0		NON-CONFERENCE		0-2-0		1-0-0		8-0-0	
4-1-0	0-0-0	0-0-0		HOME		0-1-0		1-0-0		3-0-0	
4-0-0	0-0-0	0-0-0		AWAY		0-0-0		0-0-0		4-0-0	
1-1-0	0-0-0	0-0-0		NEUTRAL		0-1-0		0-0-0		1-0-0	
1-6-1	0-0-0	0-0-0		CONFERENCE		0-4-1		0-1-0		1-1-0	
0-3-0	0-0-0	0-0-0		HOME		0-3-0		0-0-0		0-0-0	
1-3-1	0-0-0	0-0-0		AWAY		0-1-1		0-1-0		1-1-0	
0-0-0	0-0-0	0-0-0		NEUTRAL		0-0-0		0-0-0		0-0-0	
RPI S	Opponent	Score	RPI S	Opponent	Score	RPI S	Opponent	Score	RPI S	Opponent	Score
						74 N	Memphis	1 2	110 A	Illinois St.	1 5
						82 H	Drake	1 2	139 H	Eastern Ill.	1 0
						87 H	Middle Tenn.	1 2	153 H	Southeast Mo. St.	1 0
						88 A	Creighton	2 3	165 A	Western Ill.	6 4
						88 H	Creighton	1 2	169 A	Indiana St.	1 3
						90 A	Missouri St.	2 2	180 A	Western Ky.	4 0
						90 H	Missouri St.	0 3	237 A	Murray St.	2 1
									259 A	Austin Peay	4 2
									268 H	Belmont	3 1
									281 H	IUPUI	2 0
									291 A	UNI	4 1
									293 N	Marshall	2 0
LAST 10 GAMES											
						88 A	Creighton	2 3	110 A	Illinois St.	1 5
						90 A	Missouri St.	2 2	82 H	Drake	1 2
						259 A	Austin Peay	4 2	88 H	Creighton	1 2
						169 A	Indiana St.	1 3	90 H	Missouri St.	0 3
						291 A	UNI	4 1	237 A	Murray St.	2 1

Non-Div. I Games:

Evansville

Average RPI Win: 220		WON-LOST RECORD	WINNING PCT. RANK		LAST 10 GAMES	STRENGTH OF SCHEDULE		OPP. STRENGTH OF SCHEDULE		TEAM RPI	ADJ RPI		CONF. RPI	ADJ CONF. RPI			
Average RPI Loss: 83																	
DIV. I ONLY		9-9-2	.5	144	6-4-0	135		139		144	.49429	149	23	22			
DIV. I NON-CONF.		4-6-2	.41667	196	1-1-0	80		87		120	.5109	119	21	21			
TOTALS		RPI 1-25		RPI 26-50		W-L RECORDS		RPI 51-100		RPI 101-150		RPI 150+					
9-9-2		0-3-0		0-1-0		OVERALL		0-2-1		1-0-0		8-3-1					
6-3-1		0-2-0		0-0-0		HOME		0-0-0		1-0-0		5-1-1					
3-5-0		0-1-0		0-1-0		AWAY		0-2-0		0-0-0		3-1-0					
0-1-1		0-0-0		0-0-0		NEUTRAL		0-0-1		0-0-0		0-1-0					
4-6-2		0-3-0		0-1-0		NON-CONFERENCE		0-2-1		1-0-0		3-0-1					
3-2-1		0-2-0		0-0-0		HOME		0-0-0		1-0-0		2-0-1					
1-4-0		0-1-0		0-0-		AWAY		0-2-0		0-0-0		1-0-0					
0-0-1		0-0-0		0-0-0		NEUTRAL		0-0-1		0-0-0		0-0-0					
5-3-0		0-0-0		0-0-0		CONFERENCE		0-0-0		0-0-0		5-3-0					
3-1-0		0-0-0		0-0-0		HOME		0-0-0		0-0-0		3-1-0					
2-1-0		0-0-0		0-0-0		AWAY		0-0-0		0-0-0		2-1-0					
0-1-0		0-0-0		0-0-0		NEUTRAL		0-0-0		0-0-0		0-1-0					
RPI	S	Opponent		Score		RPI	S	Opponent		Score		RPI	S	Opponent		Score	
11	H	Pepperdine		0	2	45	A	Long Beach St.		2	4	69	A	San Diego St.		1	2
12	A	Cal St. Fullerton		0	3							76	A	UC Santa Barb.		1	3
18	H	Brigham Young		0	1							86	N	Weber St.		0	0
												141	H	George Mason		2	1
												151	H	Fresno St.		0	1
												151	N	Fresno St.		1	2
												159	H	Nevada		3	0
												185	H	Eastern Mich.		3	0
												195	H	Boise St.		3	0
												196	A	San Jose St.		2	0
												198	H	Butler		1	1
												210	A	Utah St.		1	2
												257	A	Utah Valley St.		1	0
												280	A	Louisiana Tech		3	0
												283	H	Robert Morris		2	0
												286	H	Idaho		4	0
LAST 10 GAMES																	
						151	N	Fresno St.		1	2	210	A	Utah St.		1	2
						151	H	Fresno St.		0	1	280	A	Louisiana Tech		3	0
						159	H	Nevada		3	0	195	H	Boise St.		3	0
						196	A	San Jose St.		2	0	286	H	Idaho		4	0
						257	A	Utah Valley St.		1	0	69	A	San Diego St.		1	2

Non-Div. I Games:

Hawaii

Average RPI Win:	216	WON-LOST	WINNING	LAST 10	STRENGTH OF	OPP. STRENGTH	TEAM	ADJ	CONF.	ADJ CONF.	
Average RPI Loss:	173	RECORD	PCT. RANK	GAMES	SCHEDULE	OF SCHEDULE	RPI	RPI	RPI	RPI	
DIV. I ONLY	11-5-3	.65789	58	6-2-2	266	211	146	.49357	150	20	20
DIV. I NON-CONF.	7-3-1	.68182	58	3-0-1	220	225	121	.50731	126	18	18
<hr/>											
TOTALS	RPI 1-25	RPI 26-50		W-L RECORDS		RPI 51-100		RPI 101-150		RPI 150+	
11-5-3	0-0-0	0-0-0		OVERALL		1-1-2		0-1-0		10-3-1	
4-2-0	0-0-0	0-0-0		HOME		0-1-0		0-0-0		4-1-0	
7-2-2	0-0-0	0-0-0		AWAY		1-0-2		0-1-0		6-1-0	
0-1-1	0-0-0	0-0-0		NEUTRAL		0-0-0		0-0-0		0-1-1	
7-3-1	0-0-0	0-0-0		NON-CONFERENCE		1-1-0		0-1-0		6-1-1	
1-2-0	0-0-0	0-0-0		HOME		0-1-0		0-0-0		1-1-0	
6-1-0	0-0-0	0-0-		AWAY		1-0-0		0-1-0		5-0-0	
0-0-1	0-0-0	0-0-0		NEUTRAL		0-0-0		0-0-0		0-0-1	
4-2-2	0-0-0	0-0-0		CONFERENCE		0-0-2		0-0-0		4-2-0	
3-0-0	0-0-0	0-0-0		HOME		0-0-0		0-0-0		3-0-0	
1-1-2	0-0-0	0-0-0		AWAY		0-0-2		0-0-0		1-1-0	
0-1-0	0-0-0	0-0-0		NEUTRAL		0-0-0		0-0-0		0-1-0	
RPI	S	Opponent	Score	RPI	S	Opponent	Score	RPI	S	Opponent	Score
						59 A Wis.-Milwaukee	1 1	126 A Dayton			0 1
						85 H Ball St.	0 2	155 A Kent St.			4 3
						91 A Detroit	1 1	163 H Loyola (Ill.)			2 1
						94 A Bowling Green	4 0	180 H Western Ky.			1 0
								186 A Wis.-Green Bay			0 1
								198 H Butler			1 0
								198 N Butler			0 3
								211 A Northern Ill.			3 2
								233 N Northern Colo.			1 1
								256 A Air Force			2 0
								263 A IPFW			2 1
								264 A Morehead St.			1 0
								270 H Ohio			0 1
								294 H Cleveland St.			5 1
								299 A Youngstown St.			1 0
				LAST 10 GAMES							
						198 N Butler	0 3	264 A Morehead St.			1 0
						198 H Butler	1 0	59 A Wis.-Milwaukee			1 1
						163 H Loyola (Ill.)	2 1	186 A Wis.-Green Bay			0 1
						294 H Cleveland St.	5 1	256 A Air Force			2 0
						263 A IPFW	2 1	233 N Northern Colo.			1 1

Non-Div. I Games:

Wright St.

Average RPI Win:	186	WON-LOST	WINNING	LAST 10	STRENGTH OF	OPP. STRENGTH	TEAM	ADJ	CONF.	ADJ CONF.	
Average RPI Loss:	101	RECORD	PCT. RANK	GAMES	SCHEDULE	OF SCHEDULE	RPI	RPI	RPI	RPI	
DIV. I ONLY	10-10-1	.5	144	7-2-1	158	123	149	.49181	151	23	22
DIV. I NON-CONF.	3-8-0	.27273	251	0-1-0	92	38	179	.47216	178	21	21
<hr/>											
TOTALS	RPI 1-25	RPI 26-50		W-L RECORDS	RPI 51-100		RPI 101-150		RPI 150+		
10-10-1	0-2-0	1-2-0		OVERALL	1-1-0		2-1-0		6-4-1		
1-4-1	0-0-0	0-2-0		HOME	0-1-0		0-0-0		1-1-1		
5-6-0	0-2-0	1-0-0		AWAY	1-0-0		1-1-0		2-3-0		
4-0-0	0-0-0	0-0-0		NEUTRAL	0-0-0		1-0-0		3-0-0		
<hr/>											
3-8-0	0-2-0	1-2-0		NON-CONFERENCE	1-1-0		0-1-0		1-2-0		
0-3-0	0-0-0	0-2-0		HOME	0-1-0		0-0-0		0-0-0		
2-5-0	0-2-0	1-0-		AWAY	1-0-0		0-1-0		0-2-0		
1-0-0	0-0-0	0-0-0		NEUTRAL	0-0-0		0-0-0		1-0-0		
<hr/>											
7-2-1	0-0-0	0-0-0		CONFERENCE	0-0-0		2-0-0		5-2-1		
1-1-1	0-0-0	0-0-0		HOME	0-0-0		0-0-0		1-1-1		
3-1-0	0-0-0	0-0-0		AWAY	0-0-0		1-0-0		2-1-0		
3-0-0	0-0-0	0-0-0		NEUTRAL	0-0-0		1-0-0		2-0-0		
<hr/>											
RPI S	Opponent	Score	RPI S	Opponent	Score	RPI S	Opponent	Score	RPI S	Opponent	Score
7 A	Santa Clara	0 5	45 H	Long Beach St.	0 1	76 H	UC Santa Barb.	1 2	101 A	Pacific	1 3
7 A	Santa Clara	0 2	46 H	Cal Poly	0 3	93 A	Cal St. Northridge	2 1	149 A	Hawaii	1 0
			49 A	UNLV	1 0				149 N	Hawaii	2 1
									159 A	Nevada	2 4
									173 A	San Francisco	0 3
									195 A	Boise St.	1 0
									196 H	San Jose St.	0 1
									196 N	San Jose St.	1 0
									201 A	Sacramento St.	0 1
									210 H	Utah St.	0 0
									210 N	Utah St.	2 1
									249 N	Sam Houston St.	3 2
									280 H	Louisiana Tech	3 0
									286 A	Idaho	1 0
<hr/>											
LAST 10 GAMES											
7 A	Santa Clara	0 5	196 H	San Jose St.	0 1						
196 N	San Jose St.	1 0	210 H	Utah St.	0 0						
149 N	Hawaii	2 1	280 H	Louisiana Tech	3 0						
210 N	Utah St.	2 1	195 A	Boise St.	1 0						
149 A	Hawaii	1 0	286 A	Idaho	1 0						

Non-Div. I Games: Cal St. Bakersfield 0 0

Fresno St.

Average RPI Win:		222	WON-LOST RECORD		WINNING PCT. RANK	LAST 10 GAMES		STRENGTH OF SCHEDULE		OPP. STRENGTH OF SCHEDULE	TEAM RPI	ADJ RPI	CONF. RPI	ADJ CONF. RPI			
DIV. I ONLY			9-8-2		.52632	134	3-5-2		187	143	151	.49116	152	19	19		
DIV. I NON-CONF.			5-4-0		.55556	122	0-1-0		154	127	123	.50766	125	16	17		
TOTALS		RPI 1-25		RPI 26-50		W-L RECORDS		RPI 51-100		RPI 101-150		RPI 150+					
9-8-2		0-1-0		0-3-0		OVERALL		0-1-0		1-2-0		8-1-2					
4-3-0		0-0-0		0-1-0		HOME		0-0-0		0-2-0		4-0-0					
2-3-2		0-0-0		0-2-0		AWAY		0-1-0		0-0-0		2-0-2					
3-2-0		0-1-0		0-0-0		NEUTRAL		0-0-0		1-0-0		2-1-0					
5-4-0		0-1-0		0-1-0		NON-CONFERENCE		0-1-0		1-0-0		4-1-0					
3-0-0		0-0-0		0-0-0		HOME		0-0-0		0-0-0		3-0-0					
0-2-0		0-0-0		0-0-		AWAY		0-1-0		0-0-0		0-0-0					
2-2-0		0-1-0		0-0-0		NEUTRAL		0-0-0		1-0-0		1-1-0					
4-4-2		0-0-0		0-2-0		CONFERENCE		0-0-0		0-2-0		4-0-2					
1-3-0		0-0-0		0-1-0		HOME		0-0-0		0-2-0		1-0-0					
2-1-2		0-0-0		0-1-0		AWAY		0-0-0		0-0-0		2-0-2					
1-0-0		0-0-0		0-0-0		NEUTRAL		0-0-0		0-0-0		1-0-0					
RPI	S	Opponent		Score		RPI	S	Opponent		Score		RPI	S	Opponent		Score	
5	N	Notre Dame		1	11	27	A	Dartmouth		0	5	96	A	Rhode Island		3	5
						43	A	Boston U.		1	2						
						43	H	Boston U.		0	1						
					</												

Non-Div. I Games:

New Hampshire

Average RPI Win: 240		WON-LOST RECORD		WINNING PCT. RANK		LAST 10 GAMES		STRENGTH OF SCHEDULE		OPP. STRENGTH OF SCHEDULE		TEAM RPI		ADJ RPI		CONF. RPI		ADJ CONF. RPI					
DIV. I ONLY		12-6-1		.65789		58		6-4-0		272		239		152		.48818		153		24		25	
DIV. I NON-CONF.		6-2-0		.75		38		2-0-0		264		202		126		.50873		123		24		24	
TOTALS		RPI 1-25		RPI 26-50		W-L RECORDS		RPI 51-100		RPI 101-150		RPI 150+											
12-6-1		0-1-0		0-0-0		OVERALL		1-1-0		0-2-1		11-2-0											
8-2-1		0-1-0		0-0-0		HOME		1-1-0		0-0-1		7-0-0											
3-4-0		0-0-0		0-0-0		AWAY		0-0-0		0-2-0		3-2-0											
1-0-0		0-0-0		0-0-0		NEUTRAL		0-0-0		0-0-0		1-0-0											
6-2-0		0-1-0		0-0-0		NON-CONFERENCE		1-0-0		0-1-0		5-0-0											
4-1-0		0-1-0		0-0-0		HOME		1-0-0		0-0-0		3-0-0											
1-1-0		0-0-0		0-0-		AWAY		0-0-0		0-1-0		1-0-0											
1-0-0		0-0-0		0-0-0		NEUTRAL		0-0-0		0-0-0		1-0-0											
6-4-1		0-0-0		0-0-0		CONFERENCE		0-1-0		0-1-1		6-2-0											
4-1-1		0-0-0		0-0-0		HOME		0-1-0		0-0-1		4-0-0											
2-3-0		0-0-0		0-0-0		AWAY		0-0-0		0-1-0		2-2-0											
0-0-0		0-0-0		0-0-0		NEUTRAL		0-0-0		0-0-0		0-0-0											
RPI	S	Opponent		Score		RPI	S	Opponent		Score		RPI	S	Opponent		Score							
25	H	St. Louis		0 1								139	A	Eastern Ill.		0 1							
												92	H	Samford		1 3							
												139	A	Eastern Ill.		0 1							
												148	A	Evansville		0 1							
												203	H	Iowa		2 1							
												227	H	Tennessee Tech		1 0							
												228	H	Jacksonville St.		2 1							
												228	H	Jacksonville St.		1 0							
												237	A	Murray St.		2 1							
												239	A	Tenn.-Martin		0 1							
												259	H	Austin Peay		4 0							
												264	A	Morehead St.		0 2							
												266	H	South Dakota St.		2 0							
												281	N	IUPUI		2 0							
												282	H	Ark.-Little Rock		3 0							
												289	A	Eastern Ky.		1 0							
												302	A	Ark.-Pine Bluff		11 0							
LAST 10 GAMES																							
139 A Eastern Ill.						0 1						237 A Murray St.						2 1					
228 H Jacksonville St.						1 0						92 H Samford						1 3					
266 H South Dakota St.						2 0						228 H Jacksonville St.						2 1					
282 H Ark.-Little Rock						3 0						289 A Eastern Ky.						1 0					
239 A Tenn.-Martin						0 1						264 A Morehead St.						0 2					

Non-Div. I Games: SIU Edwardsville 3 0

Southeast Mo. St.

Average RPI Win: 231		WON-LOST RECORD		WINNING PCT. RANK		LAST 10 GAMES		STRENGTH OF SCHEDULE		OPP. STRENGTH OF SCHEDULE		TEAM RPI		ADJ RPI		CONF. RPI		ADJ CONF. RPI	
DIV. I ONLY		10-7-2		.57895 102		4-4-2		232		192		158		.48768 154		17		17	
DIV. I NON-CONF.		5-2-0		.71429 45		0-0-0		255		209		133		.50406 131		17		16	
TOTALS		RPI 1-25		RPI 26-50		W-L RECORDS		RPI 51-100		RPI 101-150		RPI 150+							
10-7-2		0-0-0		0-1-0		OVERALL		0-3-1		0-1-0		10-2-1							
6-2-0		0-0-0		0-0-0		HOME		0-2-0		0-0-0		6-0-0							
3-5-2		0-0-0		0-1-0		AWAY		0-1-1		0-1-0		3-2-1							
1-0-0		0-0-0		0-0-0		NEUTRAL		0-0-0		0-0-0		1-0-0							
5-2-0		0-0-0		0-1-0		NON-CONFERENCE		0-1-0		0-0-0		5-0-0							
2-1-0		0-0-0		0-0-0		HOME		0-1-0		0-0-0		2-0-0							
2-1-0		0-0-0		0-0-		AWAY		0-0-0		0-0-0		2-0-0							
1-0-0		0-0-0		0-0-0		NEUTRAL		0-0-0		0-0-0		1-0-0							
5-5-2		0-0-0		0-0-0		CONFERENCE		0-2-1		0-1-0		5-2-1							
4-1-0		0-0-0		0-0-0		HOME		0-1-0		0-0-0		4-0-0							
1-4-2		0-0-0		0-0-0		AWAY		0-1-1		0-1-0		1-2-1							
0-0-0		0-0-0		0-0-0		NEUTRAL		0-0-0		0-0-0		0-0-0							
RPI	S	Opponent		Score	RPI	S	Opponent		Score	RPI	S	Opponent		Score					
					39	A	Michigan St.		0 4	85	A	Ball St.		0 1					
										91	H	Detroit		0 1					
										94	A	Bowling Green		0 0					
										94	H	Bowling Green		2 3					
										131	A	Western Mich.		1 2					
										155	H	Kent St.		2 0					
										160	A	Miami (Ohio)		1 2					
										161	H	Valparaiso		4 0					
										185	A	Eastern Mich.		1 4					
										197	A	Pittsburgh		2 1					
										209	A	Central Mich.		0 0					
										211	A	Northern Ill.		1 0					
										213	H	Buffalo		3 0					
										253	H	Akron		1 0					
										263	H	IPFW		1 0					
										270	H	Ohio		3 2					
										292	N	Southeastern La.		1 0					
										294	A	Cleveland St.		5 0					
LAST 10 GAMES																			
					94	A	Bowling Green		0 0	213	H	Buffalo		3 0					
					94	H	Bowling Green		2 3	270	H	Ohio		3 2					
					209	A	Central Mich.		0 0	253	H	Akron		1 0					
					185	A	Eastern Mich.		1 4	85	A	Ball St.		0 1					
					155	H	Kent St.		2 0	160	A	Miami (Ohio)		1 2					

Non-Div. I Games:

Toledo

Average RPI Win: 229		WON-LOST	WINNING	LAST 10	STRENGTH OF		OPP. STRENGTH	TEAM	ADJ	CONF.	ADJ CONF.
Average RPI Loss: 111		RECORD	PCT. RANK	GAMES	SCHEDULE		OF SCHEDULE	RPI	RPI	RPI	RPI
DIV. I ONLY		9-8-5	.52273	143	5-2-3		174	183	154	.48738	155
DIV. I NON-CONF.		3-4-1	.4375	185	0-0-0		223	157	201	.453	199
TOTALS		RPI 1-25	RPI 26-50		W-L RECORDS		RPI 51-100		RPI 101-150		RPI 150+
9-8-5	0-0-0	0-1-0		OVERALL		0-3-2		1-2-1		8-2-2	
6-3-0	0-0-0	0-0-0		HOME		0-1-0		1-2-0		5-0-0	
2-3-4	0-0-0	0-0-0		AWAY		0-1-2		0-0-0		2-2-2	
1-2-1	0-0-0	0-1-0		NEUTRAL		0-1-0		0-0-1		1-0-0	
3-4-1	0-0-0	0-1-0		NON-CONFERENCE		0-1-0		0-2-1		3-0-0	
1-2-0	0-0-0	0-0-0		HOME		0-0-0		0-2-0		1-0-0	
2-0-0	0-0-0	0-0-		AWAY		0-0-0		0-0-0		2-0-0	
0-2-1	0-0-0	0-1-0		NEUTRAL		0-1-0		0-0-1		0-0-0	
6-4-4	0-0-0	0-0-0		CONFERENCE		0-2-2		1-0-0		5-2-2	
5-1-0	0-0-0	0-0-0		HOME		0-1-0		1-0-0		4-0-0	
0-3-4	0-0-0	0-0-0		AWAY		0-1-2		0-0-0		0-2-2	
1-0-0	0-0-0	0-0-0		NEUTRAL		0-0-0		0-0-0		1-0-0	
RPI S	Opponent	Score	RPI S	Opponent	Score	RPI S	Opponent	Score	RPI S	Opponent	Score
			26 N	Mississippi	0 2	58 N	Davidson	0 3	118 N	Oakland	1 1
						85 A	Ball St.	0 0	131 H	Western Mich.	1 0
						85 H	Ball St.	0 2	132 H	Ohio St.	1 2
						94 A	Bowling Green	0 0	150 H	Wright St.	3 4
						94 A	Bowling Green	0 2	154 A	Toledo	0 2
									160 H	Miami (Ohio)	4 1
									185 A	Eastern Mich.	1 2
									209 A	Central Mich.	1 1
									209 N	Central Mich.	1 0
									211 H	Northern Ill.	1 0
									213 A	Buffalo	0 0
									238 A	Stetson	2 0
									253 H	Akron	2 1
									270 H	Ohio	3 2
									294 H	Cleveland St.	2 1
									299 A	Youngstown St.	3 0
LAST 10 GAMES											
			94 A	Bowling Green	0 0	270 H	Ohio	3 2			
			209 N	Central Mich.	1 0	154 A	Toledo	0 2			
			85 A	Ball St.	0 0	94 A	Bowling Green	0 2			
			213 A	Buffalo	0 0	131 H	Western Mich.	1 0			
			253 H	Akron	2 1	211 H	Northern Ill.	1 0			

Non-Div. I Games:

Kent St.

Average RPI Win:		171	WON-LOST RECORD		WINNING PCT. RANK		LAST 10 GAMES		STRENGTH OF SCHEDULE		OPP. STRENGTH OF SCHEDULE		TEAM RPI		ADJ RPI		CONF. RPI		ADJ CONF. RPI				
Average RPI Loss:		90																					
DIV. I ONLY			4-11-4		.31579 248		3-6-1		50		109		159		.48687 156		8		8				
DIV. I NON-CONF.			2-3-3		.4375 185		1-0-0		41		184		101		.52913 103		7		7				
TOTALS		RPI 1-25		RPI 26-50		W-L RECORDS		RPI 51-100		RPI 101-150		RPI 150+											
4-11-4		0-3-0		0-1-1		OVERALL		0-3-2		1-1-0		3-3-1											
4-3-2		0-1-0		0-0-0		HOME		0-1-2		1-1-0		3-0-0											
0-8-1		0-2-0		0-1-1		AWAY		0-2-0		0-0-0		0-3-0											
0-0-1		0-0-0		0-0-0		NEUTRAL		0-0-0		0-0-0		0-0-1											
2-3-3		0-0-0		0-1-0		NON-CONFERENCE		0-1-2		1-0-0		1-1-1											
2-0-2		0-0-0		0-0-0		HOME		0-0-2		1-0-0		1-0-0											
0-3-0		0-0-0		0-0-		AWAY		0-1-0		0-0-0		0-1-0											
0-0-1		0-0-0		0-0-0		NEUTRAL		0-0-0		0-0-0		0-0-1											
2-8-1		0-3-0		0-0-1		CONFERENCE		0-2-0		0-1-0		2-2-0											
2-3-0		0-1-0		0-0-0		HOME		0-1-0		0-1-0		2-0-0											
0-5-1		0-2-0		0-0-1		AWAY		0-1-0		0-0-0		0-2-0											
0-0-0		0-0-0		0-0-0		NEUTRAL		0-0-0		0-0-0		0-0-0											
RPI	S	Opponent		Score		RPI	S	Opponent		Score		RPI	S	Opponent		Score		RPI	S	Opponent		Score	
21	A	Vanderbilt		0	2	26	A	Mississippi		1	1	65	H	Iowa St.		0	0	129	H	Charlotte		2	1
22	H	Florida		0	4	31	A	UTEP		1	3	66	A	Georgia		1	3	135	H	Kentucky		1	4
23	A	Tennessee		0	3							74	A	Memphis		1	2	157	H	South Carolina		2	1
												92	H	Samford		1	1	161	A	LSU		0	2
												99	H	Auburn		0	5	175	H	Alabama		2	1
																		178	A	Georgia St.		1	2
																		183	A	Arkansas		0	1
																		201	N	Sacramento St.		0	0
																		224	H	Mississippi Val.		1	0
LAST 10 GAMES																							
224	H	Mississippi Val.		1	0	22	H	Florida		0	4												
26	A	Mississippi		1	1	175	H	Alabama		2	1												
135	H	Kentucky		1	4	99	H	Auburn		0	5												
21	A	Vanderbilt		0	2	161	A	LSU		0	2												
157	H	South Carolina		2	1	183	A	Arkansas		0	1												

Non-Div. I Games:

Mississippi St.

Average RPI Win:		151	WON-LOST RECORD		WINNING PCT. RANK	LAST 10 GAMES	STRENGTH OF SCHEDULE		OPP. STRENGTH OF SCHEDULE	TEAM RPI	ADJ RPI	CONF. RPI	ADJ CONF. RPI				
Average RPI Loss:		77															
DIV. I ONLY			6-12-0		.33333	234	2-8-0		68	79	160	.48636	157	8	8		
DIV. I NON-CONF.			4-3-0		.57143	110	0-0-0		64	114	67	.55649	70	7	7		
TOTALS		RPI 1-25		RPI 26-50		W-L RECORDS		RPI 51-100		RPI 101-150		RPI 150+					
6-12-0		0-4-0		0-1-0		OVERALL		2-3-0		1-2-0		3-2-0					
4-4-0		0-1-0		0-0-0		HOME		1-1-0		1-1-0		2-1-0					
1-6-0		0-2-0		0-1-0		AWAY		0-2-0		0-0-0		1-1-0					
1-2-0		0-1-0		0-0-0		NEUTRAL		1-0-0		0-1-0		0-0-0					
4-3-0		0-1-0		0-0-0		NON-CONFERENCE		2-1-0		1-1-0		1-0-0					
3-0-0		0-0-0		0-0-0		HOME		1-0-0		1-0-0		1-0-0					
0-1-0		0-0-0		0-0-		AWAY		0-1-0		0-0-0		0-0-0					
1-2-0		0-1-0		0-0-0		NEUTRAL		1-0-0		0-1-0		0-0-0					
2-9-0		0-3-0		0-1-0		CONFERENCE		0-2-0		0-1-0		2-2-0					
1-4-0		0-1-0		0-0-0		HOME		0-1-0		0-1-0		1-1-0					
1-5-0		0-2-0		0-1-0		AWAY		0-1-0		0-0-0		1-1-0					
0-0-0		0-0-0		0-0-0		NEUTRAL		0-0-0		0-0-0		0-0-0					
RPI	S	Opponent		Score		RPI	S	Opponent		Score		RPI	S	Opponent		Score	
12	N	Cal St. Fullerton		0	1	26	A	Mississippi		1	3	54	A	Clemson		0	1
21	H	Vanderbilt		0	2							66	A	Georgia		0	3
22	A	Florida		0	3							96	N	Rhode Island		2	0
23	A	Tennessee		1	2							99	H	Auburn		0	1
												100	H	Miami (Fla.)		2	1

Average RPI Win: 235		WON-LOST RECORD	WINNING PCT. RANK	LAST 10 GAMES	STRENGTH OF SCHEDULE	OPP. STRENGTH OF SCHEDULE	TEAM RPI	ADJ RPI	CONF. RPI	ADJ CONF. RPI	
Average RPI Loss: 79											
DIV. I ONLY		8-7-3	.52778 130	3-5-2	229	120	166	.48596 158	11	11	
DIV. I NON-CONF.		5-1-1	.78571 31	0-0-0	292	179	158	.48945 156	11	11	
<hr/>											
TOTALS		RPI 1-25	RPI 26-50		W-L RECORDS		RPI 51-100		RPI 101-150		RPI 150+
8-7-3		0-0-0	0-2-0		OVERALL		0-3-2		0-2-1		8-0-0
4-2-1		0-0-0	0-2-0		HOME		0-0-0		0-0-1		4-0-0
3-4-2		0-0-0	0-0-0		AWAY		0-2-2		0-2-0		3-0-0
1-1-0		0-0-0	0-0-0		NEUTRAL		0-1-0		0-0-0		1-0-0
5-1-1		0-0-0	0-0-0		NON-CONFERENCE		0-1-1		0-0-0		5-0-0
2-0-0		0-0-0	0-0-0		HOME		0-0-0		0-0-0		2-0-0
2-0-1		0-0-0	0-0-		AWAY		0-0-1		0-0-0		2-0-0
1-1-0		0-0-0	0-0-0		NEUTRAL		0-1-0		0-0-0		1-0-0
3-6-2		0-0-0	0-2-0		CONFERENCE		0-2-1		0-2-1		3-0-0
2-2-1		0-0-0	0-2-0		HOME		0-0-0		0-0-1		2-0-0
1-4-1		0-0-0	0-0-0		AWAY		0-2-1		0-2-0		1-0-0
0-0-0		0-0-0	0-0-0		NEUTRAL		0-0-0		0-0-0		0-0-0
RPI S	Opponent	Score	RPI S	Opponent	Score	RPI S	Opponent	Score	RPI S	Opponent	Score
			28 H	Va. Commonwealth	1 2	53 A	James Madison	0 3	103 H	Delaware	1 1
			33 H	Hofstra	0 1	57 A	Maryland	0 0	137 A	UNC Wilmington	1 2
						62 A	William & Mary	0 0	141 A	George Mason	1 2
						75 A	Old Dominion	1 3	178 A	Georgia St.	1 0
						83 N	Georgetown	0 3	190 H	Northeastern	2 1
									214 H	St. Francis (Pa.)	2 1
									218 H	Drexel	1 0
									222 A	American	2 1
									262 H	Rider	3 1
									291 N	UNI	1 0
									301 A	Howard	1 0
<hr/>											
LAST 10 GAMES											
			75 A	Old Dominion	1 3	178 A	Georgia St.	1 0			
			62 A	William & Mary	0 0	190 H	Northeastern	2 1			
			103 H	Delaware	1 1	33 H	Hofstra	0 1			
			218 H	Drexel	1 0	28 H	Va. Commonwealth	1 2			
			137 A	UNC Wilmington	1 2	53 A	James Madison	0 3			

Non-Div. I Games:

Towson

Average RPI Win: 205		WON-LOST RECORD		WINNING PCT. RANK		LAST 10 GAMES		STRENGTH OF SCHEDULE		OPP. STRENGTH OF SCHEDULE		TEAM RPI		ADJ RPI		CONF. RPI		ADJ CONF. RPI	
DIV. I ONLY		11-7-2		.6 85		6-3-1		251		181		156		.48584 159		23		22	
DIV. I NON-CONF.		6-4-1		.59091 100		1-0-0		194		150		129		.50334 134		21		21	
TOTALS		RPI 1-25		RPI 26-50		W-L RECORDS		RPI 51-100		RPI 101-150		RPI 150+							
11-7-2		0-0-0		0-1-1		OVERALL		1-1-0		1-1-0		9-4-1							
8-0-1		0-0-0		0-0-1		HOME		1-0-0		1-0-0		6-0-0							
2-4-1		0-0-0		0-1-0		AWAY		0-0-0		0-1-0		2-2-1							
1-3-0		0-0-0		0-0-0		NEUTRAL		0-1-0		0-0-0		1-2-0							
6-4-1		0-0-0		0-1-1		NON-CONFERENCE		1-1-0		1-0-0		4-2-0							
5-0-1		0-0-0		0-0-1		HOME		1-0-0		1-0-0		3-0-0							
0-2-0		0-0-0		0-0-		AWAY		0-0-0		0-0-0		0-1-0							
1-2-0		0-0-0		0-0-0		NEUTRAL		0-1-0		0-0-0		1-1-0							
5-3-1		0-0-0		0-0-0		CONFERENCE		0-0-0		0-1-0		5-2-1							
3-0-0		0-0-0		0-0-0		HOME		0-0-0		0-0-0		3-0-0							
2-2-1		0-0-0		0-0-0		AWAY		0-0-0		0-1-0		2-1-1							
0-1-0		0-0-0		0-0-0		NEUTRAL		0-0-0		0-0-0		0-1-0							
RPI	S	Opponent		Score		RPI	S	Opponent		Score		RPI	S	Opponent		Score			
38	H	UC Riverside		1	1	55	H	Washington St.		3	0	119	H	New Mexico		2	0		
49	A	UNLV		0	5	95	N	Oregon		1	2	149	A	Hawaii		0	3		
												151	H	Fresno St.		4	2		
												195	A	Boise St.		3	0		
												195	A	Boise St.		2	3		
												196	A	San Jose St.		4	4		
												196	N	San Jose St.		0	2		
												199	N	Northern Ariz.		1	3		
												201	H	Sacramento St.		3	0		
												210	H	Utah St.		2	1		
												216	A	UC Davis		0	2		
												235	H	Eastern Wash.		4	0		
												257	H	Utah Valley St.		3	1		
												266	N	South Dakota St.		1	0		
												280	H	Louisiana Tech		4	0		
												286	A	Idaho		1	0		
LAST 10 GAMES																			
196	N	San Jose St.		0	2	210	H	Utah St.		2	1								
195	A	Boise St.		3	0	286	A	Idaho		1	0								
196	A	San Jose St.		4	4	195	A	Boise St.		2	3								
149	A	Hawaii		0	3	151	H	Fresno St.		4	2								
280	H	Louisiana Tech		4	0	257	H	Utah Valley St.		3	1								

Non-Div. I Games:

Nevada

Average RPI Win: 178		WON-LOST	WINNING		LAST 10	STRENGTH OF		OPP. STRENGTH	TEAM	ADJ	CONF.	ADJ CONF.			
Average RPI Loss: 130		RECORD	PCT. RANK		GAMES	SCHEDULE		OF SCHEDULE	RPI	RPI	RPI	RPI			
DIV. I ONLY		9-9-0	.5	144	5-5-0	169		151	155	.48561	160	17	17		
DIV. I NON-CONF.		2-3-0	.4	201	0-0-0	146		68	167	.48129	164	17	16		
TOTALS		RPI 1-25		RPI 26-50		W-L RECORDS		RPI 51-100		RPI 101-150		RPI 150+			
9-9-0		0-0-0		0-0-0		OVERALL		1-5-0		1-1-0		7-3-0			
5-2-0		0-0-0		0-0-0		HOME		1-2-0		1-0-0		3-0-0			
3-7-0		0-0-0		0-0-0		AWAY		0-3-0		0-1-0		3-3-0			
1-0-0		0-0-0		0-0-0		NEUTRAL		0-0-0		0-0-0		1-0-0			
2-3-0		0-0-0		0-0-0		NON-CONFERENCE		1-2-0		0-1-0		1-0-0			
1-0-0		0-0-0		0-0-0		HOME		1-0-0		0-0-0		0-0-0			
0-3-0		0-0-0		0-0-		AWAY		0-2-0		0-1-0		0-0-0			
1-0-0		0-0-0		0-0-0		NEUTRAL		0-0-0		0-0-0		1-0-0			
7-6-0		0-0-0		0-0-0		CONFERENCE		0-3-0		1-0-0		6-3-0			
4-2-0		0-0-0		0-0-0		HOME		0-2-0		1-0-0		3-0-0			
3-4-0		0-0-0		0-0-0		AWAY		0-1-0		0-0-0		3-3-0			
0-0-0		0-0-0		0-0-0		NEUTRAL		0-0-0		0-0-0		0-0-0			
RPI S	Opponent	Score		RPI S	Opponent	Score		RPI S	Opponent	Score		RPI S	Opponent	Score	
								64 A	Harvard	0	1	131 H	Western Mich.	1	0
								67 H	Michigan	1	0	135 A	Kentucky	0	2
								84 A	Louisville	0	3	154 H	Toledo	2	1
								85 H	Ball St.	1	2	155 A	Kent St.	1	4
								94 A	Bowling Green	0	2	185 A	Eastern Mich.	2	0
								94 H	Bowling Green	1	3	185 H	Eastern Mich.	2	1
												190 N	Northeastern	3	0
												209 A	Central Mich.	0	1
												211 H	Northern Ill.	1	0
												213 A	Buffalo	2	0
												253 A	Akron	0	1
												270 A	Ohio	2	1
LAST 10 GAMES															
								94 A	Bowling Green	0	2	270 A	Ohio	2	1
								185 H	Eastern Mich.	2	1	253 A	Akron	0	1
								85 H	Ball St.	1	2	209 A	Central Mich.	0	1
								211 H	Northern Ill.	1	0	185 A	Eastern Mich.	2	0
								131 H	Western Mich.	1	0	94 H	Bowling Green	1	3

Non-Div. I Games:

Miami (Ohio)

Average RPI Win:	233	WON-LOST	WINNING	LAST 10	STRENGTH OF	OPP. STRENGTH	TEAM	ADJ	CONF.	ADJ CONF.	
Average RPI Loss:	135	RECORD	PCT. RANK	GAMES	SCHEDULE	OF SCHEDULE	RPI	RPI	RPI	RPI	
DIV. I ONLY	12-8-1	.59524	92	6-4-0	247	197	157	.48527	161	21	21
DIV. I NON-CONF.	6-6-1	.5	141	2-2-0	247	187	198	.45262	202	22	22
<hr/>											
TOTALS	RPI 1-25	RPI 26-50		W-L RECORDS		RPI 51-100		RPI 101-150		RPI 150+	
12-8-1	0-1-0	0-0-0		OVERALL		0-1-1		1-2-0		11-4-0	
7-1-0	0-0-0	0-0-0		HOME		0-0-0		0-1-0		7-0-0	
3-6-1	0-1-0	0-0-0		AWAY		0-1-1		0-0-0		3-4-0	
2-1-0	0-0-0	0-0-0		NEUTRAL		0-0-0		1-1-0		1-0-0	
<hr/>											
6-6-1	0-1-0	0-0-0		NON-CONFERENCE		0-1-1		0-1-0		6-3-0	
5-0-0	0-0-0	0-0-0		HOME		0-0-0		0-0-0		5-0-0	
1-5-1	0-1-0	0-0-		AWAY		0-1-1		0-0-0		1-3-0	
0-1-0	0-0-0	0-0-0		NEUTRAL		0-0-0		0-1-0		0-0-0	
<hr/>											
6-2-0	0-0-0	0-0-0		CONFERENCE		0-0-0		1-1-0		5-1-0	
2-1-0	0-0-0	0-0-0		HOME		0-0-0		0-1-0		2-0-0	
2-1-0	0-0-0	0-0-0		AWAY		0-0-0		0-0-0		2-1-0	
2-0-0	0-0-0	0-0-0		NEUTRAL		0-0-0		1-0-0		1-0-0	
<hr/>											
RPI S	Opponent	Score		RPI S	Opponent	Score		RPI S	Opponent	Score	
5 A	Notre Dame	0	6			88 A	Creighton 0 0	118 H	Oakland	1	2
						97 A	Northwestern 0 2	118 N	Oakland	3	1
								127 N	North Dakota St.	0	2
								154 A	Toledo	0	4
								163 A	Loyola (Ill.)	0	2
								165 H	Western Ill.	2	1
								169 H	Indiana St.	3	0
								193 A	Oral Roberts	2	1
								204 A	Southern Utah	0	1
								204 N	Southern Utah	2	0
								209 A	Central Mich.	1	2
								237 H	Murray St.	2	1
								263 H	IPFW	2	1
								265 H	Centenary (La.)	2	0
								281 A	IUPUI	2	0
								294 A	Cleveland St.	5	2
								299 H	Youngstown St.	3	1
								303 H	Lipscomb	6	1
<hr/>											
LAST 10 GAMES											
5 A	Notre Dame	0	6	118 H	Oakland	1	2				
118 N	Oakland	3	1	299 H	Youngstown St.	3	1				
204 N	Southern Utah	2	0	281 A	IUPUI	2	0				
204 A	Southern Utah	0	1	163 A	Loyola (Ill.)	0	2				
263 H	IPFW	2	1	265 H	Centenary (La.)	2	0				

Non-Div. I Games:

Valparaiso

Average RPI Win: 186		WON-LOST RECORD		WINNING PCT. RANK		LAST 10 GAMES		STRENGTH OF SCHEDULE		OPP. STRENGTH OF SCHEDULE		TEAM RPI		ADJ RPI		CONF. RPI		ADJ CONF. RPI	
DIV. I ONLY		8-10-1		.44737 184		5-5-0		111		204		161		.48472 163		20		20	
DIV. I NON-CONF.		5-4-1		.55 132		2-0-0		59		195		80		.54547 85		18		18	
TOTALS		RPI 1-25		RPI 26-50		W-L RECORDS		RPI 51-100		RPI 101-150		RPI 150+							
8-10-1		0-1-0		0-0-0		OVERALL		1-5-0		2-1-0		5-3-1							
3-3-0		0-1-0		0-0-0		HOME		0-1-0		1-0-0		2-1-0							
5-5-1		0-0-0		0-0-0		AWAY		1-2-0		1-1-0		3-2-1							
0-2-0		0-0-0		0-0-0		NEUTRAL		0-2-0		0-0-0		0-0-0							
5-4-1		0-1-0		0-0-0		NON-CONFERENCE		1-2-0		2-0-0		2-1-1							
2-1-0		0-1-0		0-0-0		HOME		0-0-0		1-0-0		1-0-0							
3-2-1		0-0-0		0-0-		AWAY		1-1-0		1-0-0		1-1-1							
0-1-0		0-0-0		0-0-0		NEUTRAL		0-1-0		0-0-0		0-0-0							
3-6-0		0-0-0		0-0-0		CONFERENCE		0-3-0		0-1-0		3-2-0							
1-2-0		0-0-0		0-0-0		HOME		0-1-0		0-0-0		1-1-0							
2-3-0		0-0-0		0-0-0		AWAY		0-1-0		0-1-0		2-1-0							
0-1-0		0-0-0		0-0-0		NEUTRAL		0-1-0		0-0-0		0-0-0							
RPI	S	Opponent		Score		RPI	S	Opponent		Score		RPI	S	Opponent		Score			
15	H	Marquette		0 2								59	A	Wis.-Milwaukee		0 1			
												85	A	Ball St.		1 5			
												91	H	Detroit		1 2			
												91	N	Detroit		0 2			
												93	N	Cal St. Northridge		1 7			
												97	A	Northwestern		1 0			
												110	A	Illinois St.		3 2			
												139	H	Eastern Ill.		3 1			
												150	A	Wright St.		1 2			
												161	H	Valparaiso		2 0			
												186	A	Wis.-Green Bay		2 6			
												186	A	Wis.-Green Bay		1 0			
												194	A	Xavier		0 3			
												198	H	Butler		0 1			
												199	A	Northern Ariz.		2 1			
												263	A	IPFW		1 1			
												294	H	Cleveland St.		5 0			
												299	A	Youngstown St.		1 0			
LAST 10 GAMES																			
						91	N	Detroit		0 2		59	A	Wis.-Milwaukee		0 1			
						186	A	Wis.-Green Bay		1 0		198	H	Butler		0 1			
						294	H	Cleveland St.		5 0		91	H	Detroit		1 2			
						150	A	Wright St.		1 2		299	A	Youngstown St.		1 0			
						97	A	Northwestern		1 0		161	H	Valparaiso		2 0			

Non-Div. I Games:

Loyola (Ill.)

Average RPI Win:	231	WON-LOST	WINNING	LAST 10	STRENGTH OF	OPP. STRENGTH	TEAM	ADJ	CONF.	ADJ CONF.	
Average RPI Loss:	71	RECORD	PCT. RANK	GAMES	SCHEDULE	OF SCHEDULE	RPI	RPI	RPI	RPI	
DIV. I ONLY	7-7-4	.5	144	2-6-2	198	129	165	.48425	164	9	10
DIV. I NON-CONF.	4-1-2	.71429	45	0-0-0	235	278	127	.50627	127	8	8
<hr/>											
TOTALS	RPI 1-25	RPI 26-50		W-L RECORDS	RPI 51-100		RPI 101-150		RPI 150+		
7-7-4	0-1-0	0-2-0		OVERALL	0-3-0		1-0-2		6-1-2		
3-3-2	0-1-0	0-0-0		HOME	0-1-0		0-0-2		3-1-0		
3-4-2	0-0-0	0-2-0		AWAY	0-2-0		1-0-0		2-0-2		
1-0-0	0-0-0	0-0-0		NEUTRAL	0-0-0		0-0-0		1-0-0		
<hr/>											
4-1-2	0-0-0	0-1-0		NON-CONFERENCE	0-0-0		0-0-1		4-0-1		
2-0-1	0-0-0	0-0-0		HOME	0-0-0		0-0-1		2-0-0		
1-1-1	0-0-0	0-0-		AWAY	0-0-0		0-0-0		1-0-1		
1-0-0	0-0-0	0-0-0		NEUTRAL	0-0-0		0-0-0		1-0-0		
<hr/>											
3-6-2	0-1-0	0-1-0		CONFERENCE	0-3-0		1-0-1		2-1-1		
1-3-1	0-1-0	0-0-0		HOME	0-1-0		0-0-1		1-1-0		
2-3-1	0-0-0	0-1-0		AWAY	0-2-0		1-0-0		1-0-1		
0-0-0	0-0-0	0-0-0		NEUTRAL	0-0-0		0-0-0		0-0-0		
<hr/>											
RPI	S	Opponent	Score	RPI	S	Opponent	Score	RPI	S	Opponent	Score
5	H	Notre Dame	0 7	30	A	West Virginia	1 3	79	H	Villanova	0 1
				32	A	Central Conn. St.	0 1	83	A	Georgetown	0 1
								84	A	Louisville	1 5
										103	H Delaware
										123	A Rutgers
										128	H DePaul
										166	A Navy
										177	A Cincinnati
										187	H St. John's (N.Y.)
										188	H Syracuse
										197	A Pittsburgh
										231	A Monmouth
										269	H Temple
										301	N Howard
										305	H St. Peter's
<hr/>											
LAST 10 GAMES											
				177	A	Cincinnati	1 1	128	H	DePaul	2 2
				84	A	Louisville	1 5	30	A	West Virginia	1 3
				188	H	Syracuse	3 2	197	A	Pittsburgh	2 0
				187	H	St. John's (N.Y.)	1 2	83	A	Georgetown	0 1
				5	H	Notre Dame	0 7	79	H	Villanova	0 1

Non-Div. I Games:

Seton Hall

Average RPI Win:	209	WON-LOST RECORD	WINNING PCT. RANK	LAST 10 GAMES	STRENGTH OF SCHEDULE	OPP. STRENGTH OF SCHEDULE	TEAM RPI	ADJ RPI	CONF. RPI	ADJ CONF. RPI			
DIV. I ONLY		8-6-3	.55882	111	5-3-1	222	180	162	.48308	165	21	21	
DIV. I NON-CONF.		5-3-2	.6	92	2-1-0	215	154	136	.49736	143	22	22	
<hr/>													
TOTALS	RPI 1-25	RPI 26-50		W-L RECORDS		RPI 51-100		RPI 101-150		RPI 150+			
8-6-3	0-0-0	0-1-0		OVERALL		0-0-1		3-2-0		5-3-2			
5-2-3	0-0-0	0-0-0		HOME		0-0-1		2-1-0		3-1-2			
3-3-0	0-0-0	0-1-0		AWAY		0-0-0		1-0-0		2-2-0			
0-1-0	0-0-0	0-0-0		NEUTRAL		0-0-0		0-1-0		0-0-0			
<hr/>													
5-3-2	0-0-0	0-1-0		NON-CONFERENCE		0-0-1		2-1-0		3-1-1			
3-2-2	0-0-0	0-0-0		HOME		0-0-1		1-1-0		2-1-1			
2-1-0	0-0-0	0-0-		AWAY		0-0-0		1-0-0		1-0-0			
0-0-0	0-0-0	0-0-0		NEUTRAL		0-0-0		0-0-0		0-0-0			
<hr/>													
3-3-1	0-0-0	0-0-0		CONFERENCE		0-0-0		1-1-0		2-2-1			
2-0-1	0-0-0	0-0-0		HOME		0-0-0		1-0-0		1-0-1			
1-2-0	0-0-0	0-0-0		AWAY		0-0-0		0-0-0		1-2-0			
0-1-0	0-0-0	0-0-0		NEUTRAL		0-0-0		0-1-0		0-0-0			
<hr/>													
RPI	S	Opponent	Score	RPI	S	Opponent	Score	RPI	S	Opponent	Score		
				36	A	Illinois	0 3	88	H	Creighton	1 1		
										118	H Oakland	3 2	
										118	N Oakland	1 3	
										127	H North Dakota St.	2 0	
										139	A Eastern Ill.	1 0	
										148	H Evansville	4 6	
										161	A Valparaiso	1 2	
										169	H Indiana St.	1 2	
										185	H Eastern Mich.	3 1	
										193	A Oral Roberts	1 2	
										204	H Southern Utah	2 2	
										211	H Northern Ill.	1 1	
										263	H IPFW	2 0	
										265	A Centenary (La.)	5 1	
										281	H IUPUI	3 1	
										291	A UNI	4 0	
<hr/>													
LAST 10 GAMES													
						118	N Oakland	1 3			193	A Oral Roberts	1 2
						127	H North Dakota St.	2 0			265	A Centenary (La.)	5 1
						169	H Indiana St.	1 2			118	H Oakland	3 2
						281	H IUPUI	3 1			204	H Southern Utah	2 2
						263	H IPFW	2 0			148	H Evansville	4 6

Non-Div. I Games: St. Ambrose 3 0

Western Ill.

Average RPI Win:	261	WON-LOST RECORD	WINNING PCT. RANK	LAST 10 GAMES	STRENGTH OF SCHEDULE	OPP. STRENGTH OF SCHEDULE	TEAM RPI	ADJ RPI	CONF. RPI	ADJ CONF. RPI				
DIV. I ONLY		10-8-2	.55	122	4-6-0	224	188	167	.48249	166	14	15		
DIV. I NON-CONF.		8-3-2	.69231	53	2-1-0	226	197	116	.51385	115	19	19		
<hr/>														
TOTALS	RPI 1-25	RPI 26-50		W-L RECORDS		RPI 51-100		RPI 101-150		RPI 150+				
10-8-2	0-2-0	0-0-0		OVERALL		0-3-1		0-2-0		10-1-1				
6-3-1	0-1-0	0-0-0		HOME		0-1-0		0-1-0		6-0-1				
3-5-1	0-1-0	0-0-0		AWAY		0-2-1		0-1-0		3-1-0				
1-0-0	0-0-0	0-0-0		NEUTRAL		0-0-0		0-0-0		1-0-0				
8-3-2	0-2-0	0-0-0		NON-CONFERENCE		0-1-1		0-0-0		8-0-1				
5-1-1	0-1-0	0-0-0		HOME		0-0-0		0-0-0		5-0-1				
2-2-1	0-1-0	0-0-		AWAY		0-1-1		0-0-0		2-0-0				
1-0-0	0-0-0	0-0-0		NEUTRAL		0-0-0		0-0-0		1-0-0				
2-5-0	0-0-0	0-0-0		CONFERENCE		0-2-0		0-2-0		2-1-0				
1-2-0	0-0-0	0-0-0		HOME		0-1-0		0-1-0		1-0-0				
1-3-0	0-0-0	0-0-0		AWAY		0-1-0		0-1-0		1-1-0				
0-0-0	0-0-0	0-0-0		NEUTRAL		0-0-0		0-0-0		0-0-0				
RPI	S	Opponent	Score		RPI	S	Opponent	Score		RPI	S	Opponent	Score	
3	A	Penn St.	0	5						102	A	Bucknell	3	4
24	H	Stanford	1	2						142	H	Army	0	1
										164	H	Seton Hall	2	2
										178	H	Georgia St.	3	0
										222	A	American	0	2
										234	N	Siena	2	0
										241	H	George Washington	1	0
										243	H	La Salle	3	2
										267	H	Holy Cross	4	0
										271	H	Quinnipiac	2	0
										284	A	Lafayette	2	1
										290	A	Mt. St. Mary's	3	0
										297	A	Albany (N.Y.)	5	0
										301	H	Howard	5	1
<hr/>														
LAST 10 GAMES														
3	A	Penn St.	0	5	78	H	Colgate	0	1					
102	A	Bucknell	3	4	267	H	Holy Cross	4	0					
284	A	Lafayette	2	1	142	H	Army	0	1					
71	A	Lehigh	0	1	222	A	American	0	2					
301	H	Howard	5	1	271	H	Quinnipiac	2	0					

Non-Div. I Games:

Navy

Average RPI Win:		227	WON-LOST RECORD		WINNING PCT. RANK		LAST 10 GAMES		STRENGTH OF SCHEDULE		OPP. STRENGTH OF SCHEDULE		TEAM RPI		ADJ RPI		CONF. RPI		ADJ CONF. RPI				
DIV. I ONLY			8-9-1		.47222 170		5-4-1		153		175		164		.48234 167		19		19				
DIV. I NON-CONF.			4-5-0		.44444 176		1-0-0		88		167		132		.50426 130		16		17				
TOTALS		RPI 1-25		RPI 26-50		W-L RECORDS		RPI 51-100		RPI 101-150		RPI 150+											
8-9-1		0-1-0		0-1-0		OVERALL		0-2-0		1-3-0		7-2-1											
2-4-1		0-1-0		0-0-0		HOME		0-0-0		0-2-0		2-1-1											
5-4-0		0-0-0		0-1-0		AWAY		0-2-0		1-1-0		4-0-0											
1-1-0		0-0-0		0-0-0		NEUTRAL		0-0-0		0-0-0		1-1-0											
4-5-0		0-1-0		0-0-0		NON-CONFERENCE		0-2-0		0-2-0		4-0-0											
1-2-0		0-1-0		0-0-0		HOME		0-0-0		0-1-0		1-0-0											
2-3-0		0-0-0		0-0-		AWAY		0-2-0		0-1-0		2-0-0											
1-0-0		0-0-0		0-0-0		NEUTRAL		0-0-0		0-0-0		1-0-0											
4-4-1		0-0-0		0-1-0		CONFERENCE		0-0-0		1-1-0		3-2-1											
1-2-1		0-0-0		0-0-0		HOME		0-0-0		0-1-0		1-1-1											
3-1-0		0-0-0		0-1-0		AWAY		0-0-0		1-0-0		2-0-0											
0-1-0		0-0-0		0-0-0		NEUTRAL		0-0-0		0-0-0		0-1-0											
RPI	S	Opponent		Score		RPI	S	Opponent		Score		RPI	S	Opponent		Score							
5	H	Notre Dame		0 6		43	A	Boston U.		0 3		79	A	Villanova		1 7							
												96	A	Rhode Island		2 8							
														105 A Duquesne		0 7							
														106 H Maine		0 2							
														131 H Western Mich.		0 2							
														138 A Binghamton		2 0							
														152 H New Hampshire		2 2							
														152 N New Hampshire		0 1							
														172 A Massachusetts		2 1							
														223 H Marist		4 2							
														225 A UMBC		1 0							
														229 H Stony Brook		2 3							
														234 A Siena		2 1							
														244 A Hartford		3 1							
														283 N Robert Morris		4 1							
														297 H Albany (N.Y.)		2 0							
LAST 10 GAMES																							
152 N New Hampshire						0 1						152 H New Hampshire						2 2					
229 H Stony Brook						2 3						234 A Siena						2 1					
106 H Maine						0 2						43 A Boston U.						0 3					
225 A UMBC						1 0						297 H Albany (N.Y.)						2 0					
244 A Hartford						3 1						138 A Binghamton						2 0					

Non-Div. I Games:

Vermont

Average RPI Win:		0	WON-LOST RECORD		WINNING PCT. RANK	LAST 10 GAMES	STRENGTH OF SCHEDULE		OPP. STRENGTH OF SCHEDULE	TEAM RPI	ADJ RPI	CONF. RPI	ADJ CONF. RPI
Average RPI Loss:		33	0-17-3		.075 301	0-9-1	6		10	173	.48213 168	2	2
DIV. I ONLY			0-8-3		.13636 285	0-0-1	10		13	128	.5062 128	2	2
DIV. I NON-CONF.													
TOTALS		RPI 1-25	RPI 26-50		W-L RECORDS		RPI 51-100		RPI 101-150		RPI 150+		
0-17-3		0-9-0	0-3-1		OVERALL		0-5-0		0-0-1		0-0-1		
0-7-2		0-2-0	0-1-0		HOME		0-4-0		0-0-1		0-0-1		
0-7-0		0-6-0	0-0-0		AWAY		0-1-0		0-0-0		0-0-0		
0-3-1		0-1-0	0-2-1		NEUTRAL		0-0-0		0-0-0		0-0-0		
0-8-3		0-4-0	0-3-1		NON-CONFERENCE		0-1-0		0-0-1		0-0-1		
0-3-2		0-1-0	0-1-0		HOME		0-1-0		0-0-1		0-0-1		
0-2-0		0-2-0	0-0-0		AWAY		0-0-0		0-0-0		0-0-0		
0-3-1		0-1-0	0-2-1		NEUTRAL		0-0-0		0-0-0		0-0-0		
0-9-0		0-5-0	0-0-0		CONFERENCE		0-4-0		0-0-0		0-0-0		
0-4-0		0-1-0	0-0-0		HOME		0-3-0		0-0-0		0-0-0		
0-5-0		0-4-0	0-0-0		AWAY		0-1-0		0-0-0		0-0-0		
0-0-0		0-0-0	0-0-0		NEUTRAL		0-0-0		0-0-0		0-0-0		
RPI S	Opponent	Score	RPI S	Opponent	Score	RPI S	Opponent	Score	RPI S	Opponent	Score		
2 A	UCLA	0 4	30 N	West Virginia	0 1	52 H	Oregon St.	0 1	101 H	Pacific	1 1		
3 A	Penn St.	2 3	33 N	Hofstra	1 1	55 A	Washington St.	0 1	173 H	San Francisco	2 2		
4 H	Portland	0 5	37 N	Wisconsin	1 2	56 H	Arizona St.	0 3					
9 A	California	0 1	47 H	Gonzaga	0 1	69 H	San Diego St.	0 1					
14 N	Texas A&M	0 6				95 H	Oregon	0 1					
16 A	Southern California	1 2											
20 H	Arizona	0 1											
23 A	Tennessee	0 1											
24 A	Stanford	0 1											
LAST 10 GAMES													
	55 A Washington St.	0 1		56 H Arizona St.	0 3								
	52 H Oregon St.	0 1		20 H Arizona	0 1								
	95 H Oregon	0 1		24 A Stanford	0 1								
	2 A UCLA	0 4		9 A California	0 1								
	16 A Southern California	1 2		173 H San Francisco	2 2								

Non-Div. I Games:

Washington

Average RPI Win:	181	WON-LOST	WINNING	LAST 10	STRENGTH OF	OPP. STRENGTH	TEAM	ADJ	CONF.	ADJ CONF.	
Average RPI Loss:	127	RECORD	PCT. RANK	GAMES	SCHEDULE	OF SCHEDULE	RPI	RPI	RPI	RPI	
DIV. I ONLY	7-9-2	.44444	188	4-4-2	127	195	169	.48097	169	13	13
DIV. I NON-CONF.	4-5-2	.45455	169	1-0-2	131	238	163	.4808	166	13	13
<hr/>											
TOTALS	RPI 1-25	RPI 26-50		W-L RECORDS	RPI 51-100		RPI 101-150		RPI 150+		
7-9-2	0-0-0	1-0-0		OVERALL	0-4-0		2-2-0		4-3-2		
4-3-1	0-0-0	0-0-0		HOME	0-2-0		2-0-0		2-1-1		
3-6-1	0-0-0	1-0-0		AWAY	0-2-0		0-2-0		2-2-1		
0-0-0	0-0-0	0-0-0		NEUTRAL	0-0-0		0-0-0		0-0-0		
<hr/>											
4-5-2	0-0-0	1-0-0		NON-CONFERENCE	0-1-0		0-1-0		3-3-2		
2-2-1	0-0-0	0-0-0		HOME	0-1-0		0-0-0		2-1-1		
2-3-1	0-0-0	1-0-		AWAY	0-0-0		0-1-0		1-2-1		
0-0-0	0-0-0	0-0-0		NEUTRAL	0-0-0		0-0-0		0-0-0		
<hr/>											
3-4-0	0-0-0	0-0-0		CONFERENCE	0-3-0		2-1-0		1-0-0		
2-1-0	0-0-0	0-0-0		HOME	0-1-0		2-0-0		0-0-0		
1-3-0	0-0-0	0-0-0		AWAY	0-2-0		0-1-0		1-0-0		
0-0-0	0-0-0	0-0-0		NEUTRAL	0-0-0		0-0-0		0-0-0		
<hr/>											
RPI S	Opponent	Score	RPI S	Opponent	Score	RPI S	Opponent	Score	RPI S	Opponent	Score
			36 A	Illinois	2 1	82 A	Drake	0 2	110 A	Illinois St.	0 1
						85 H	Ball St.	0 3	110 H	Illinois St.	3 2
						88 A	Creighton	1 2	139 A	Eastern Ill.	0 3
						90 H	Missouri St.	0 1	148 H	Evansville	3 1
									161 A	Valparaiso	0 3
									165 A	Western Ill.	2 1
									186 A	Wis.-Green Bay	1 2
									198 H	Butler	0 1
									204 H	Southern Utah	2 2
									237 H	Murray St.	2 1
									263 A	IPFW	0 0
									281 H	IUPUI	3 1
									291 A	UNI	2 0
<hr/>											
LAST 10 GAMES											
			110 A	Illinois St.	0 1	88 A	Creighton	1 2			
			165 A	Western Ill.	2 1	82 A	Drake	0 2			
			148 H	Evansville	3 1	204 H	Southern Utah	2 2			
			110 H	Illinois St.	3 2	90 H	Missouri St.	0 1			
			291 A	UNI	2 0	263 A	IPFW	0 0			

Non-Div. I Games:

Indiana St.

Average RPI Win:	182	WON-LOST RECORD	WINNING PCT. RANK	LAST 10 GAMES	STRENGTH OF SCHEDULE	OPP. STRENGTH OF SCHEDULE	TEAM RPI	ADJ RPI	CONF. RPI	ADJ CONF. RPI			
DIV. I ONLY	8-9-3	.475	163	4-4-2	161	167	168	.47873	170	15	14		
DIV. I NON-CONF.	4-5-1	.45	171	0-0-0	119	144	148	.49326	151	14	14		
<hr/>													
TOTALS	RPI 1-25	RPI 26-50		W-L RECORDS	RPI 51-100		RPI 101-150		RPI 150+				
8-9-3	0-1-0	0-0-0		OVERALL	1-1-1		3-5-0		4-2-2				
2-3-1	0-1-0	0-0-0		HOME	0-0-1		0-2-0		2-0-0				
6-5-2	0-0-0	0-0-0		AWAY	1-1-0		3-3-0		2-1-2				
0-1-0	0-0-0	0-0-0		NEUTRAL	0-0-0		0-0-0		0-1-0				
<hr/>													
4-5-1	0-0-0	0-0-0		NON-CONFERENCE	1-1-1		2-3-0		1-1-0				
0-1-1	0-0-0	0-0-0		HOME	0-0-1		0-1-0		0-0-0				
4-3-0	0-0-0	0-0-		AWAY	1-1-0		2-2-0		1-0-0				
0-1-0	0-0-0	0-0-0		NEUTRAL	0-0-0		0-0-0		0-1-0				
<hr/>													
4-4-2	0-1-0	0-0-0		CONFERENCE	0-0-0		1-2-0		3-1-2				
2-2-0	0-1-0	0-0-0		HOME	0-0-0		0-1-0		2-0-0				
2-2-2	0-0-0	0-0-0		AWAY	0-0-0		1-1-0		1-1-2				
0-0-0	0-0-0	0-0-0		NEUTRAL	0-0-0		0-0-0		0-0-0				
<hr/>													
RPI S	Opponent	Score	RPI S	Opponent	Score	RPI S	Opponent	Score	RPI S	Opponent	Score		
25	H St. Louis	1 2				71	H Lehigh	1 1	103	H Delaware	0 1		
						79	A Villanova	2 1	105	H Duquesne	1 2		
						83	A Georgetown	2 3	123	A Rutgers	2 1		
									126	A Dayton	1 0		
									126	A Dayton	1 2		
									137	A UNC Wilmington	1 0		
									141	A George Mason	1 6		
									144	A East Caro.	1 3		
									194	A Xavier	2 2		
									207	A Fordham	0 1		
									222	N American	1 2		
									231	A Monmouth	3 2		
									241	H George Washington	3 0		
									243	H La Salle	2 1		
									269	A Temple	2 2		
									276	A St. Bonaventure	3 1		
<hr/>													
LAST 10 GAMES													
126 A Dayton						1	2	241 H George Washington				3	0
276 A St. Bonaventure						3	1	25 H St. Louis				1	2
207 A Fordham						0	1	105 H Duquesne				1	2
269 A Temple						2	2	126 A Dayton				1	0
243 H La Salle						2	1	194 A Xavier				2	2

Non-Div. I Games:

St. Joseph's

Average RPI Win: 162		WON-LOST RECORD		WINNING PCT. RANK		LAST 10 GAMES		STRENGTH OF SCHEDULE		OPP. STRENGTH OF SCHEDULE		TEAM RPI		ADJ RPI		CONF. RPI		ADJ CONF. RPI					
DIV. I ONLY		5-10-2		.35294		224		2-6-2		76		130		172		.47824		171		7		7	
DIV. I NON-CONF.		4-6-0		.4		201		1-2-0		152		190		187		.46182		189		9		9	
TOTALS		RPI 1-25		RPI 26-50		W-L RECORDS		RPI 51-100		RPI 101-150		RPI 150+											
5-10-2		0-2-0		1-1-0		OVERALL		1-0-1		0-4-0		3-3-1											
2-5-0		0-1-0		1-1-0		HOME		1-0-0		0-1-0		0-2-0											
1-5-2		0-1-0		0-0-0		AWAY		0-0-1		0-3-0		1-1-1											
2-0-0		0-0-0		0-0-0		NEUTRAL		0-0-0		0-0-0		2-0-0											
4-6-0		0-1-0		1-0-0		NON-CONFERENCE		0-0-0		0-2-0		3-3-0											
1-3-0		0-1-0		1-0-0		HOME		0-0-0		0-0-0		0-2-0											
1-3-0		0-0-0		0-0-		AWAY		0-0-0		0-2-0		1-1-0											
2-0-0		0-0-0		0-0-0		NEUTRAL		0-0-0		0-0-0		2-0-0											
1-4-2		0-1-0		0-1-0		CONFERENCE		1-0-1		0-2-0		0-0-1											
1-2-0		0-0-0		0-1-0		HOME		1-0-0		0-1-0		0-0-0											
0-2-2		0-1-0		0-0-0		AWAY		0-0-1		0-1-0		0-0-1											
0-0-0		0-0-0		0-0-0		NEUTRAL		0-0-0		0-0-0		0-0-0											
RPI	S	Opponent		Score		RPI	S	Opponent		Score		RPI	S	Opponent		Score							
13	A	Yale		0 3		27	H	Dartmouth		0 1		60	H	Princeton		2 1							
19	H	Boston College		0 1		43	H	Boston U.		1 0		64	A	Harvard		0 0							

Non-Div. I Games:

Brown

Average RPI Win:		209	WON-LOST RECORD		WINNING PCT. RANK		LAST 10 GAMES		STRENGTH OF SCHEDULE		OPP. STRENGTH OF SCHEDULE		TEAM RPI		ADJ RPI		CONF. RPI		ADJ CONF. RPI					
DIV. I ONLY			7-8-3		.47222		170		2-6-2		235		84		186		.47647		174		30		30	
DIV. I NON-CONF.			7-8-2		.47059		166		2-6-1		214		78		174		.48082		165		30		30	
TOTALS		RPI 1-25		RPI 26-50		W-L RECORDS		RPI 51-100		RPI 101-150		RPI 150+												
7-8-3		0-1-0		1-1-0		OVERALL		0-4-2		0-2-0		6-0-1												
5-0-2		0-0-0		0-0-0		HOME		0-0-1		0-0-0		5-0-1												
2-7-1		0-1-0		1-1-0		AWAY		0-4-1		0-1-0		1-0-0												
0-1-0		0-0-0		0-0-0		NEUTRAL		0-0-0		0-1-0		0-0-0												
7-8-2		0-1-0		1-1-0		NON-CONFERENCE		0-4-2		0-2-0		6-0-0												
5-0-1		0-0-0		0-0-0		HOME		0-0-1		0-0-0		5-0-0												
2-7-1		0-1-0		1-0-		AWAY		0-4-1		0-1-0		1-0-0												
0-1-0		0-0-0		0-0-0		NEUTRAL		0-0-0		0-1-0		0-0-0												
0-0-1		0-0-0		0-0-0		CONFERENCE		0-0-0		0-0-0		0-0-1												
0-0-1		0-0-0		0-0-0		HOME		0-0-0		0-0-0		0-0-1												
0-0-0		0-0-0		0-0-0		AWAY		0-0-0		0-0-0		0-0-0												
0-0-0		0-0-0		0-0-0		NEUTRAL		0-0-0		0-0-0		0-0-0												
RPI	S	Opponent		Score		RPI	S	Opponent		Score		RPI	S	Opponent		Score								
24	A	Stanford		0 2		37	A	Wisconsin		0 2		58	A	Davidson		2 2								
						40	A	Nebraska		1 0		59	A	Wis.-Milwaukee		0 1								
												65	A	Iowa St.		0 2								
												68	A	Kansas		1 2								
												77	H	St. Mary's (Cal.)		0 0								
												81	A	Missouri		0 1								
																216 H UC Davis		1 1						
																225 H Providence		2 0						
																256 A Air Force		2 1						
																258 H Texas Tech		1 0						
																274 H Montana		3 0						
LAST 10 GAMES						LAST 10 GAMES																		
37	A	Wisconsin		0 2		24	A	Stanford		0 2														
59	A	Wis.-Milwaukee		0 1		118	N	Oakland		1 2														
81	A	Missouri		0 1		77	H	St. Mary's (Cal.)		0 0														
68	A	Kansas		1 2		216	H	UC Davis		1 1														
258	H	Texas Tech		1 0		256	A	Air Force		2 1														

Non-Div. I Games:

Colorado Col.

Average RPI Win:		210	WON-LOST RECORD		WINNING PCT. RANK		LAST 10 GAMES		STRENGTH OF SCHEDULE		OPP. STRENGTH OF SCHEDULE		TEAM RPI		ADJ RPI		CONF. RPI		ADJ CONF. RPI				
Average RPI Loss:		94																					
DIV. I ONLY			8-8-2		.5 144		2-7-1		244		85		176		.47588 175		8		8				
DIV. I NON-CONF.			6-1-0		.85714 14		0-0-0		299		163		146		.49747 142		7		7				
TOTALS		RPI 1-25		RPI 26-50		W-L RECORDS		RPI 51-100		RPI 101-150		RPI 150+											
8-8-2		0-2-1		0-1-0		OVERALL		1-1-0		1-1-1		6-3-0											
5-4-1		0-2-0		0-0-0		HOME		1-0-0		0-1-1		4-1-0											
2-4-1		0-0-1		0-1-0		AWAY		0-1-0		1-0-0		1-2-0											
1-0-0		0-0-0		0-0-0		NEUTRAL		0-0-0		0-0-0		1-0-0											
6-1-0		0-0-0		0-0-0		NON-CONFERENCE		0-0-0		1-1-0		5-0-0											
3-1-0		0-0-0		0-0-0		HOME		0-0-0		0-1-0		3-0-0											
2-0-0		0-0-0		0-0-		AWAY		0-0-0		1-0-0		1-0-0											
1-0-0		0-0-0		0-0-0		NEUTRAL		0-0-0		0-0-0		1-0-0											
2-7-2		0-2-1		0-1-0		CONFERENCE		1-1-0		0-0-1		1-3-0											
2-3-1		0-2-0		0-0-0		HOME		1-0-0		0-0-1		1-1-0											
0-4-1		0-0-1		0-1-0		AWAY		0-1-0		0-0-0		0-2-0											
0-0-0		0-0-0		0-0-0		NEUTRAL		0-0-0		0-0-0		0-0-0											
RPI	S	Opponent		Score		RPI	S	Opponent		Score		RPI	S	Opponent		Score							
21	H	Vanderbilt		0 1		26	A	Mississippi		0 3		66	A	Georgia		0 2		117	H	UAB		2 3	
22	A	Florida		2 2								99	H	Auburn		6 3		119	A	New Mexico		1 0	
23	H	Tennessee		1 2														135	H	Kentucky		1 1	
																		156	A	Mississippi St.		1 2	
																		157	A	South Carolina		0 2	
																		161	H	LSU		3 1	
																		183	H	Arkansas		1 2	
																		232	H	Troy		5 0	
																		253	N	Akron		4 0	
																		254	A	Tulane		4 1	
																		260	H	Mercer		5 1	
																		300	H	Nicholls St.		14 0	
						LAST 10 GAMES																	
						99	H	Auburn		6 3		156	A	Mississippi St.		1 2							
						23	H	Tennessee		1 2		26	A	Mississippi		0 3							
						66	A	Georgia		0 2		21	H	Vanderbilt		0 1							
						183	H	Arkansas		1 2		135	H	Kentucky		1 1							
						161	H	LSU		3 1		157	A	South Carolina		0 2							

Non-Div. I Games:

Alabama

Average RPI Win:	254	WON-LOST RECORD	WINNING PCT. RANK	LAST 10 GAMES	STRENGTH OF SCHEDULE	OPP. STRENGTH OF SCHEDULE	TEAM RPI	ADJ RPI	CONF. RPI	ADJ CONF. RPI	
Average RPI Loss:	117	8-9-2	.47368 164	3-5-2	145	247	170	.47545 176	26	27	
DIV. I ONLY		2-5-0	.28571 246	0-1-0	97	185	195	.45696 194	25	26	
DIV. I NON-CONF.											
<hr/>											
TOTALS	RPI 1-25	RPI 26-50		W-L RECORDS		RPI 51-100		RPI 101-150		RPI 150+	
8-9-2	0-0-0	0-0-0		OVERALL		0-4-0		0-4-0		8-1-2	
6-2-0	0-0-0	0-0-0		HOME		0-1-0		0-1-0		6-0-0	
2-6-1	0-0-0	0-0-0		AWAY		0-2-0		0-3-0		2-1-1	
0-1-1	0-0-0	0-0-0		NEUTRAL		0-1-0		0-0-0		0-0-1	
<hr/>											
2-5-0	0-0-0	0-0-0		NON-CONFERENCE		0-2-0		0-3-0		2-0-0	
2-1-0	0-0-0	0-0-0		HOME		0-1-0		0-0-0		2-0-0	
0-4-0	0-0-0	0-0-		AWAY		0-1-0		0-3-0		0-0-0	
0-0-0	0-0-0	0-0-0		NEUTRAL		0-0-0		0-0-0		0-0-0	
<hr/>											
6-4-2	0-0-0	0-0-0		CONFERENCE		0-2-0		0-1-0		6-1-2	
4-1-0	0-0-0	0-0-0		HOME		0-0-0		0-1-0		4-0-0	
2-2-1	0-0-0	0-0-0		AWAY		0-1-0		0-0-0		2-1-1	
0-1-1	0-0-0	0-0-0		NEUTRAL		0-1-0		0-0-0		0-0-1	
<hr/>											
RPI S	Opponent	Score	RPI S	Opponent	Score	RPI S	Opponent	Score	RPI S	Opponent	Score
						51 A Fla. Atlantic	0	2	134 A UNC Asheville	1	4
						51 N Fla. Atlantic	0	2	137 A UNC Wilmington	0	1
						70 A Western Caro.	0	3	144 A East Caro.	2	4
						75 H Old Dominion	1	3	145 H Kennesaw St.	0	1
									206 A Gardner-Webb	1	1
									219 H Jacksonville	1	0
									238 A Stetson	2	1
									238 N Stetson	0	0
									240 H Winthrop	2	1
									245 A East Tenn. St.	1	4
									246 H Longwood	2	1
									255 H North Fla.	2	1
									260 A Mercer	1	0
									268 H Belmont	2	1
									303 H Lipscomb	3	0
<hr/>											
			LAST 10 GAMES								
			51 N Fla. Atlantic	0	2	219 H Jacksonville	1	0			
			238 N Stetson	0	0	145 H Kennesaw St.	0	1			
			134 A UNC Asheville	1	4	245 A East Tenn. St.	1	4			
			206 A Gardner-Webb	1	1	51 A Fla. Atlantic	0	2			
			255 H North Fla.	2	1	303 H Lipscomb	3	0			

Non-Div. I Games:

Campbell

Average RPI Win:		158	WON-LOST RECORD		WINNING PCT. RANK		LAST 10 GAMES		STRENGTH OF SCHEDULE		OPP. STRENGTH OF SCHEDULE		TEAM RPI		ADJ RPI		CONF. RPI		ADJ CONF. RPI				
Average RPI Loss:		84																					
DIV. I ONLY			3-11-4		.27778 266		1-7-2		59		103		180		.47528 177		9		10				
DIV. I NON-CONF.			2-3-2		.42857 190		0-0-0		101		152		149		.49598 146		8		8				
TOTALS		RPI 1-25		RPI 26-50		W-L RECORDS		RPI 51-100		RPI 101-150		RPI 150+											
3-11-4		0-3-0		1-0-0		OVERALL		0-4-0		0-3-3		2-1-1											
1-6-2		0-1-0		1-0-0		HOME		0-2-0		0-2-1		0-1-1											
2-5-1		0-2-0		0-0-0		AWAY		0-2-0		0-1-1		2-0-0											
0-0-1		0-0-0		0-0-0		NEUTRAL		0-0-0		0-0-1		0-0-0											
2-3-2		0-0-0		1-0-0		NON-CONFERENCE		0-1-0		0-1-2		1-1-0											
1-2-0		0-0-0		1-0-0		HOME		0-1-0		0-0-0		0-1-0											
1-1-1		0-0-0		0-0-		AWAY		0-0-0		0-1-1		1-0-0											
0-0-1		0-0-0		0-0-0		NEUTRAL		0-0-0		0-0-1		0-0-0											
1-8-2		0-3-0		0-0-0		CONFERENCE		0-3-0		0-2-1		1-0-1											
0-4-2		0-1-0		0-0-0		HOME		0-1-0		0-2-1		0-0-1											
1-4-0		0-2-0		0-0-0		AWAY		0-2-0		0-0-0		1-0-0											
0-0-0		0-0-0		0-0-0		NEUTRAL		0-0-0		0-0-0		0-0-0											
RPI	S	Opponent		Score		RPI	S	Opponent		Score		RPI	S	Opponent		Score							
5	A	Notre Dame		0 4		39	H	Michigan St.		1 0		62	H	William & Mary		1 2		123	H	Rutgers	0 1		
15	H	Marquette		3 4								79	A	Villanova		1 2		126	A	Dayton	1 2		
17	A	Connecticut		0 3								83	A	Georgetown		0 4		128	H	DePaul	0 0		
												84	H	Louisville		0 1		132	N	Ohio St.	2 2		
																		135	A	Kentucky	1 1		
																		140	H	South Fla.	2 3		
																		164	H	Seton Hall	1 1		
																		194	H	Xavier	1 2		
																		209	A	Central Mich.	1 0		
																		225	A	Providence	1 0		
						LAST 10 GAMES																	
						164	H	Seton Hall		1 1		79	A	Villanova		1 2							
						123	H	Rutgers		0 1		225	A	Providence		1 0							
						140	H	South Fla.		2 3		17	A	Connecticut		0 3							
						15	H	Marquette		3 4		128	H	DePaul		0 0							
						83	A	Georgetown		0 4		5	A	Notre Dame		0 4							

Non-Div. I Games:

Cincinnati

Average RPI Win:	206	WON-LOST RECORD	WINNING PCT. RANK	LAST 10 GAMES	STRENGTH OF SCHEDULE	OPP. STRENGTH OF SCHEDULE	TEAM RPI	ADJ RPI	CONF. RPI	ADJ CONF. RPI			
DIV. I ONLY		9-11-0	.45	180	3-7-0	162	160	178	.47494	178	11	11	
DIV. I NON-CONF.		6-3-0	.66667	62	0-0-0	227	269	143	.49623	145	11	11	
<hr/>													
TOTALS	RPI 1-25	RPI 26-50		W-L RECORDS		RPI 51-100		RPI 101-150		RPI 150+			
9-11-0	0-0-0	1-1-0		OVERALL		0-4-0		1-3-0		7-3-0			
5-5-0	0-0-0	1-0-0		HOME		0-2-0		1-1-0		3-2-0			
3-6-0	0-0-0	0-1-0		AWAY		0-2-0		0-2-0		3-1-0			
1-0-0	0-0-0	0-0-0		NEUTRAL		0-0-0		0-0-0		1-0-0			
6-3-0	0-0-0	0-0-0		NON-CONFERENCE		0-1-0		0-1-0		6-1-0			
3-2-0	0-0-0	0-0-0		HOME		0-1-0		0-1-0		3-0-0			
2-1-0	0-0-0	0-0-		AWAY		0-0-0		0-0-0		2-1-0			
1-0-0	0-0-0	0-0-0		NEUTRAL		0-0-0		0-0-0		1-0-0			
3-8-0	0-0-0	1-1-0		CONFERENCE		0-3-0		1-2-0		1-2-0			
2-3-0	0-0-0	1-0-0		HOME		0-1-0		1-0-0		0-2-0			
1-5-0	0-0-0	0-1-0		AWAY		0-2-0		0-2-0		1-0-0			
0-0-0	0-0-0	0-0-0		NEUTRAL		0-0-0		0-0-0		0-0-0			
<hr/>													
RPI	S	Opponent	Score	RPI	S	Opponent	Score	RPI	S	Opponent	Score		
				28	A	Va. Commonwealth	1 2	53	A	James Madison	0 1		
				33	H	Hofstra	1 0	62	A	William & Mary	1 5		
								66	H	Georgia	0 3		
								75	H	Old Dominion	2 3		
										103	A	Delaware	0 3
										137	A	UNC Wilmington	0 3
										141	H	George Mason	4 0
										145	H	Kennesaw St.	0 1
										156	H	Mississippi St.	2 1
										158	H	Towson	0 1
										166	A	Navy	0 3
										190	H	Northeastern	0 1
										218	A	Drexel	2 1
										219	H	Jacksonville	2 1
										240	A	Winthrop	4 1
										260	A	Mercer	7 1
										287	H	Ga. Southern	4 1
										301	N	Howard	4 2
<hr/>													
LAST 10 GAMES													
				103	A	Delaware	0 3	158	H	Towson	0 1		
				218	A	Drexel	2 1	28	A	Va. Commonwealth	1 2		
				190	H	Northeastern	0 1	53	A	James Madison	0 1		
				33	H	Hofstra	1 0	75	H	Old Dominion	2 3		
				141	H	George Mason	4 0	62	A	William & Mary	1 5		

Non-Div. I Games:

Georgia St.

Average RPI Win: 248		WON-LOST	WINNING	LAST 10	STRENGTH OF		OPP. STRENGTH	TEAM	ADJ	CONF.	ADJ CONF.
Average RPI Loss: 127		RECORD	PCT. RANK	GAMES	SCHEDULE		OF SCHEDULE	RPI	RPI	RPI	RPI
DIV. I ONLY		10-7-1	.58333	98	268		231	179	.47262	179	18
DIV. I NON-CONF.		7-1-0	.875	10	260		271	95	.53557	96	20
TOTALS		RPI 1-25	RPI 26-50		W-L RECORDS		RPI 51-100		RPI 101-150		RPI 150+
10-7-1	0-0-0	0-0-0		OVERALL		0-3-0		1-2-0		9-2-1	
5-2-1	0-0-0	0-0-0		HOME		0-0-0		1-1-0		4-1-1	
5-5-0	0-0-0	0-0-0		AWAY		0-3-0		0-1-0		5-1-0	
0-0-0	0-0-0	0-0-0		NEUTRAL		0-0-0		0-0-0		0-0-0	
7-1-0	0-0-0	0-0-0		NON-CONFERENCE		0-0-0		1-1-0		6-0-0	
3-0-0	0-0-0	0-0-0		HOME		0-0-0		1-0-0		2-0-0	
4-1-0	0-0-0	0-0-		AWAY		0-0-0		0-1-0		4-0-0	
0-0-0	0-0-0	0-0-0		NEUTRAL		0-0-0		0-0-0		0-0-0	
3-6-1	0-0-0	0-0-0		CONFERENCE		0-3-0		0-1-0		3-2-1	
2-2-1	0-0-0	0-0-0		HOME		0-0-0		0-1-0		2-1-1	
1-4-0	0-0-0	0-0-0		AWAY		0-3-0		0-0-0		1-1-0	
0-0-0	0-0-0	0-0-0		NEUTRAL		0-0-0		0-0-0		0-0-0	
RPI S	Opponent	Score	RPI S	Opponent	Score	RPI S	Opponent	Score	RPI S	Opponent	Score
						58 A Davidson	1	4	115 H Furman	0	1
						70 A Western Caro.	0	1	134 H UNC Asheville	2	0
						89 A UNC Greensboro	0	4	137 A UNC Wilmington	0	3
									181 H Col. of Charleston	1	1
									202 A Chattanooga	0	3
									206 H Gardner-Webb	2	0
									217 A Radford	2	1
									221 H Elon	1	2
									246 A Longwood	2	1
									248 H Charleston So.	2	1
									251 H Wofford	4	0
									287 H Ga. Southern	1	0
									288 A Citadel	7	0
									295 A VMI	5	1
									307 A South Carolina St.	2	0
LAST 10 GAMES											
						287 H Ga. Southern	1	0	181 H Col. of Charleston	1	1
						221 H Elon	1	2	58 A Davidson	1	4
						202 A Chattanooga	0	3	288 A Citadel	7	0
						115 H Furman	0	1	307 A South Carolina St.	2	0
						70 A Western Caro.	0	1	89 A UNC Greensboro	0	4

Non-Div. I Games:

Appalachian St.

Average RPI Win: 220		WON-LOST RECORD	WINNING PCT. RANK		LAST 10 GAMES	STRENGTH OF SCHEDULE	OPP. STRENGTH OF SCHEDULE	TEAM RPI	ADJ RPI	CONF. RPI	ADJ CONF. RPI							
Average RPI Loss: 131																		
DIV. I ONLY		7-10-3	.425	194	5-5-0	129	176	174	.47259	180	16	16						
DIV. I NON-CONF.		2-5-2	.33333	231	0-0-0	104	227	191	.4597	191	15	15						
<hr/>																		
TOTALS		RPI 1-25		RPI 26-50		W-L RECORDS		RPI 51-100		RPI 101-150		RPI 150+						
7-10-3		0-0-0		0-2-1		OVERALL		0-3-1		1-3-1		6-2-0						
3-4-3		0-0-0		0-1-1		HOME		0-1-1		0-2-1		3-0-0						
3-5-0		0-0-0		0-0-0		AWAY		0-2-0		0-1-0		3-2-0						
1-1-0		0-0-0		0-1-0		NEUTRAL		0-0-0		1-0-0		0-0-0						
2-5-2		0-0-0		0-0-1		NON-CONFERENCE		0-2-0		0-2-1		2-1-0						
1-2-2		0-0-0		0-0-1		HOME		0-1-0		0-1-1		1-0-0						
1-3-0		0-0-0		0-0-		AWAY		0-1-0		0-1-0		1-1-0						
0-0-0		0-0-0		0-0-0		NEUTRAL		0-0-0		0-0-0		0-0-0						
5-5-1		0-0-0		0-2-0		CONFERENCE		0-1-1		1-1-0		4-1-0						
2-2-1		0-0-0		0-1-0		HOME		0-0-1		0-1-0		2-0-0						
2-2-0		0-0-0		0-0-0		AWAY		0-1-0		0-0-0		2-1-0						
1-1-0		0-0-0		0-1-0		NEUTRAL		0-0-0		1-0-0		0-0-0						
RPI	S	Opponent		Score		RPI	S	Opponent		Score		RPI	S	Opponent		Score		
				41	H	North Texas	1	4	84	A	Louisville	0	5	111	H	Denver	0	1
				41	N	North Texas	1	2	87	H	Middle Tenn.	2	2	111	N	Denver	1	0
				46	H	Cal Poly	1	1	90	H	Missouri St.	1	2	135	H	Kentucky	1	1
									98	A	South Ala.	0	2	148	H	Evansville	0	4
														150	A	Wright St.	0	1
														212	H	Florida Int'l	2	0
														232	A	Troy	4	1
														236	H	Grambling	4	0
														242	H	La.-Lafayette	2	0
														250	A	Arkansas St.	1	0
														259	A	Austin Peay	3	1
														264	A	Morehead St.	1	2
														282	A	Ark.-Little Rock	1	2
<hr/>																		
LAST 10 GAMES																		
				41	N	North Texas	1	2	250	A	Arkansas St.	1	0					
				111	N	Denver	1	0	212	H	Florida Int'l	2	0					
				111	H	Denver	0	1	242	H	La.-Lafayette	2	0					
				41	H	North Texas	1	4	98	A	South Ala.	0	2					
				282	A	Ark.-Little Rock	1	2	232	A	Troy	4	1					

Non-Div. I Games:

Western Ky.

Average RPI Win:	221	WON-LOST	WINNING	LAST 10	STRENGTH OF	OPP. STRENGTH	TEAM	ADJ	CONF.	ADJ CONF.					
Average RPI Loss:	101	RECORD	PCT. RANK	GAMES	SCHEDULE	OF SCHEDULE	RPI	RPI	RPI	RPI					
DIV. I ONLY	7-9-2	.44444	188	5-4-1	180	152	183	.47242	181	18	18				
DIV. I NON-CONF.	2-5-0	.28571	246	1-0-0	213	95	247	.42908	239	20	20				
<hr/>															
TOTALS	RPI 1-25	RPI 26-50		W-L RECORDS		RPI 51-100		RPI 101-150		RPI 150+					
7-9-2	0-0-0	0-0-0		OVERALL		1-6-0		0-2-1		6-1-1					
6-2-1	0-0-0	0-0-0		HOME		0-1-0		0-1-1		6-0-0					
1-6-1	0-0-0	0-0-0		AWAY		1-4-0		0-1-0		0-1-1					
0-1-0	0-0-0	0-0-0		NEUTRAL		0-1-0		0-0-0		0-0-0					
<hr/>															
2-5-0	0-0-0	0-0-0		NON-CONFERENCE		0-3-0		0-2-0		2-0-0					
2-1-0	0-0-0	0-0-0		HOME		0-0-0		0-1-0		2-0-0					
0-4-0	0-0-0	0-0-		AWAY		0-3-0		0-1-0		0-0-0					
0-0-0	0-0-0	0-0-0		NEUTRAL		0-0-0		0-0-0		0-0-0					
<hr/>															
5-4-2	0-0-0	0-0-0		CONFERENCE		1-3-0		0-0-1		4-1-1					
4-1-1	0-0-0	0-0-0		HOME		0-1-0		0-0-1		4-0-0					
1-2-1	0-0-0	0-0-0		AWAY		1-1-0		0-0-0		0-1-1					
0-1-0	0-0-0	0-0-0		NEUTRAL		0-1-0		0-0-0		0-0-0					
<hr/>															
RPI	S	Opponent	Score	RPI	S	Opponent	Score	RPI	S	Opponent	Score				
				58		A	Davidson	1	2	107		A	North Carolina St.	0	1
				66		A	Georgia	1	3	115		H	Furman	1	1
				70		H	Western Caro.	0	1	120		H	Virginia Tech	0	2
				70		N	Western Caro.	1	2	179		A	Appalachian St.	1	1
				81		A	Missouri	0	1	202		H	Chattanooga	5	0
				89		A	UNC Greensboro	2	1	212		H	Florida Int'l	2	0
				90		A	Missouri St.	0	2	221		H	Elon	4	3
										248		H	Charleston So.	2	0
										251		A	Wofford	0	1
										287		H	Ga. Southern	4	1
										288		H	Citadel	4	0
				<hr/>											
								LAST 10 GAMES							
				70				N	Western Caro.	1	2	248		H	Charleston So.
202				H	Chattanooga	5	0	251		A	Wofford	0	1		
58				A	Davidson	1	2	287		H	Ga. Southern	4	1		
288				H	Citadel	4	0	179		A	Appalachian St.	1	1		
70				H	Western Caro.	0	1	221		H	Elon	4	3		

Non-Div. I Games:

Col. of Charleston

Average RPI Win:		255	WON-LOST RECORD		WINNING PCT. RANK		LAST 10 GAMES		STRENGTH OF SCHEDULE		OPP. STRENGTH OF SCHEDULE		TEAM RPI		ADJ RPI		CONF. RPI		ADJ CONF. RPI	
DIV. I ONLY			12-6-1		.65789 58		8-2-0		290		221		175		.47229 182		29		29	
DIV. I NON-CONF.			4-5-1		.45 171		1-1-0		282		156		251		.41317 252		29		29	
TOTALS		RPI 1-25		RPI 26-50		W-L RECORDS		RPI 51-100		RPI 101-150		RPI 150+								
12-6-1		0-1-0		0-0-0		OVERALL		0-0-1		0-3-0		12-2-0								
7-0-0		0-0-0		0-0-0		HOME		0-0-0		0-0-0		7-0-0								
5-4-1		0-1-0		0-0-0		AWAY		0-0-1		0-2-0		5-1-0								
0-2-0		0-0-0		0-0-0		NEUTRAL		0-0-0		0-1-0		0-1-0								
4-5-1		0-1-0		0-0-0		NON-CONFERENCE		0-0-1		0-2-0		4-2-0								
2-0-0		0-0-0		0-0-0		HOME		0-0-0		0-0-0		2-0-0								
2-3-1		0-1-0		0-0-		AWAY		0-0-1		0-1-0		2-1-0								
0-2-0		0-0-0		0-0-0		NEUTRAL		0-0-0		0-1-0		0-1-0								
8-1-0		0-0-0		0-0-0		CONFERENCE		0-0-0		0-1-0		8-0-0								
5-0-0		0-0-0		0-0-0		HOME		0-0-0		0-0-0		5-0-0								
3-1-0		0-0-0		0-0-0		AWAY		0-0-0		0-1-0		3-0-0								
0-0-0		0-0-0		0-0-0		NEUTRAL		0-0-0		0-0-0		0-0-0								
RPI	S	Opponent		Score		RPI	S	Opponent		Score		RPI	S	Opponent		Score				
14	A	Texas A&M		0 7								98	A	South Ala.		1 1				
												130	N	Baylor		1 7				
												133	A	Stephen F. Austin		0 1				
												143	A	TCU		0 1				
												192	H	Texas St.		3 1				
												192	H	Texas St.		4 2				
												208	A	La.-Monroe		3 0				
												232	N	Troy		1 2				
												242	A	La.-Lafayette		0 1				
												249	A	Sam Houston St.		5 0				
												249	H	Sam Houston St.		1 0				
												250	H	Arkansas St.		4 0				
												265	A	Centenary (La.)		2 1				
												272	H	McNeese St.		2 1				
												280	H	Louisiana Tech		3 0				
												292	H	Southeastern La.		4 1				
												300	A	Nicholls St.		7 1				
												306	A	Alcorn St.		12 0				
LAST 10 GAMES																				
14	A	Texas A&M		0 7		133	A	Stephen F. Austin		0 1										
249	H	Sam Houston St.		1 0		192	H	Texas St.		4 2										
192	H	Texas St.		3 1		250	H	Arkansas St.		4 0										
272	H	McNeese St.		2 1		208	A	La.-Monroe		3 0										
249	A	Sam Houston St.		5 0		292	H	Southeastern La.		4 1										

Non-Div. I Games: LSU-Shreveport 9 1

Northwestern St.

Average RPI Win:	198	WON-LOST	WINNING	LAST 10	STRENGTH OF	OPP. STRENGTH	TEAM	ADJ	CONF.	ADJ CONF.		
Average RPI Loss:	79	RECORD	PCT. RANK	GAMES	SCHEDULE	OF SCHEDULE	RPI	RPI	RPI	RPI		
DIV. I ONLY		6-12-0	.33333	234	3-7-0	95	116	184	.47135	183	8	8
DIV. I NON-CONF.		3-4-0	.42857	190	0-0-0	138	216	175	.47552	174	7	7

TOTALS	RPI 1-25	RPI 26-50		W-L RECORDS		RPI 51-100		RPI 101-150		RPI 150+		
6-12-0	0-3-0	0-2-0		OVERALL		0-3-0		0-3-0		6-1-0		
3-6-0	0-2-0	0-1-0		HOME		0-1-0		0-1-0		3-1-0		
3-6-0	0-1-0	0-1-0		AWAY		0-2-0		0-2-0		3-0-0		
0-0-0	0-0-0	0-0-0		NEUTRAL		0-0-0		0-0-0		0-0-0		
3-4-0	0-0-0	0-1-0		NON-CONFERENCE		0-1-0		0-2-0		3-0-0		
2-1-0	0-0-0	0-0-0		HOME		0-0-0		0-1-0		2-0-0		
1-3-0	0-0-0	0-0-		AWAY		0-1-0		0-1-0		1-0-0		
0-0-0	0-0-0	0-0-0		NEUTRAL		0-0-0		0-0-0		0-0-0		
3-8-0	0-3-0	0-1-0		CONFERENCE		0-2-0		0-1-0		3-1-0		
1-5-0	0-2-0	0-1-0		HOME		0-1-0		0-0-0		1-1-0		
2-3-0	0-1-0	0-0-0		AWAY		0-1-0		0-1-0		2-0-0		
0-0-0	0-0-0	0-0-0		NEUTRAL		0-0-0		0-0-0		0-0-0		
RPI S	Opponent	Score	RPI S	Opponent	Score	RPI S	Opponent	Score	RPI S	Opponent	Score	
21 A	Vanderbilt	0 5	26 H	Mississippi	0 1	66 H	Georgia	0 1	135 A	Kentucky	1 2	
22 H	Florida	0 1	50 A	Oklahoma	0 3	68 A	Kansas	0 1	136 A	Liberty	1 2	
23 H	Tennessee	1 2				99 A	Auburn	1 2	141 H	George Mason	0 1	
									156 H	Mississippi St.	1 0	
									157 A	South Carolina	2 1	
									161 H	LSU	3 4	
									175 A	Alabama	2 1	
									193 H	Oral Roberts	3 0	
									215 A	Tulsa	5 1	
									292 H	Southeastern La.	2 0	

LAST 10 GAMES												
161 H	LSU	3 4	66 H	Georgia	0 1							
22 H	Florida	0 1	23 H	Tennessee	1 2							
157 A	South Carolina	2 1	26 H	Mississippi	0 1							
175 A	Alabama	2 1	156 H	Mississippi St.	1 0							
99 A	Auburn	1 2	135 A	Kentucky	1 2							

Non-Div. I Games:

Arkansas

Average RPI Win: 251		WON-LOST RECORD	WINNING PCT. RANK		LAST 10 GAMES	STRENGTH OF SCHEDULE	OPP. STRENGTH OF SCHEDULE	TEAM RPI	ADJ RPI	CONF. RPI	ADJ CONF. RPI						
Average RPI Loss: 66																	
DIV. I ONLY		7-7-1	.5	144	2-7-1	254	122	191	.47107	184	7	7					
DIV. I NON-CONF.		6-2-0	.75	38	1-2-0	298	196	184	.46887	181	9	9					
<hr/>																	
TOTALS		RPI 1-25		RPI 26-50		W-L RECORDS		RPI 51-100		RPI 101-150		RPI 150+					
7-7-1		0-1-0		0-1-0		OVERALL		0-3-0		1-2-0		6-0-1					
4-2-1		0-0-0		0-0-0		HOME		0-2-0		1-0-0		3-0-1					
3-5-0		0-1-0		0-1-0		AWAY		0-1-0		0-2-0		3-0-0					
0-0-0		0-0-0		0-0-0		NEUTRAL		0-0-0		0-0-0		0-0-0					
6-2-0		0-0-0		0-0-0		NON-CONFERENCE		0-1-0		0-1-0		6-0-0					
3-1-0		0-0-0		0-0-0		HOME		0-1-0		0-0-0		3-0-0					
3-1-0		0-0-0		0-0-		AWAY		0-0-0		0-1-0		3-0-0					
0-0-0		0-0-0		0-0-0		NEUTRAL		0-0-0		0-0-0		0-0-0					
1-5-1		0-1-0		0-1-0		CONFERENCE		0-2-0		1-1-0		0-0-1					
1-1-1		0-0-0		0-0-0		HOME		0-1-0		1-0-0		0-0-1					
0-4-0		0-1-0		0-1-0		AWAY		0-1-0		0-1-0		0-0-0					
0-0-0		0-0-0		0-0-0		NEUTRAL		0-0-0		0-0-0		0-0-0					
RPI	S	Opponent		Score		RPI	S	Opponent		Score		RPI	S	Opponent		Score	
13	A	Yale		0 5		27	A	Dartmouth		0 5		60	A	Princeton		1 4	
												64	H	Harvard		0 3	
												78	H	Colgate		1 3	
												102	A	Bucknell		2 3	
												121	A	Penn		0 2	
												125	H	Columbia		1 0	
												171	H	Brown		1 1	
												213	H	Buffalo		2 1	
												276	A	St. Bonaventure		2 0	
												279	H	Canisius		3 2	
												283	A	Robert Morris		4 0	
												284	H	Lafayette		4 0	
												297	A	Albany (N.Y.)		2 1	
<hr/>																	
LAST 10 GAMES																	
						27	A	Dartmouth		0 5		64	H	Harvard		0 3	
						60	A	Princeton		1 4		78	H	Colgate		1 3	
						171	H	Brown		1 1		121	A	Penn		0 2	
						13	A	Yale		0 5		102	A	Bucknell		2 3	
						297	A	Albany (N.Y.)		2 1		125	H	Columbia		1 0	

Non-Div. I Games:

Cornell

Average RPI Win: 200		WON-LOST	WINNING	LAST 10	STRENGTH OF		OPP. STRENGTH	TEAM	ADJ	CONF.	ADJ CONF.
Average RPI Loss: 132		RECORD	PCT. RANK	GAMES	SCHEDULE		OF SCHEDULE	RPI	RPI	RPI	RPI
DIV. I ONLY		8-11-1	.425	194	5-5-0		143	165	181	.47059	185
DIV. I NON-CONF.		2-5-1	.3125	240	0-0-0		87	126	177	.47329	177
TOTALS		RPI 1-25	RPI 26-50		W-L RECORDS		RPI 51-100		RPI 101-150		RPI 150+
8-11-1	0-1-0	0-0-0		OVERALL		0-2-1		1-4-0		7-4-0	
5-3-0	0-0-0	0-0-0		HOME		0-2-0		1-0-0		4-1-0	
3-7-1	0-0-0	0-0-0		AWAY		0-0-1		0-4-0		3-3-0	
0-1-0	0-1-0	0-0-0		NEUTRAL		0-0-0		0-0-0		0-0-0	
2-5-1	0-1-0	0-0-0		NON-CONFERENCE		0-0-1		1-3-0		1-1-0	
1-0-0	0-0-0	0-0-0		HOME		0-0-0		1-0-0		0-0-0	
1-4-1	0-0-0	0-0-		AWAY		0-0-1		0-3-0		1-1-0	
0-1-0	0-1-0	0-0-0		NEUTRAL		0-0-0		0-0-0		0-0-0	
6-6-0	0-0-0	0-0-0		CONFERENCE		0-2-0		0-1-0		6-3-0	
4-3-0	0-0-0	0-0-0		HOME		0-2-0		0-0-0		4-1-0	
2-3-0	0-0-0	0-0-0		AWAY		0-0-0		0-1-0		2-2-0	
0-0-0	0-0-0	0-0-0		NEUTRAL		0-0-0		0-0-0		0-0-0	
RPI S	Opponent	Score		RPI S	Opponent	Score		RPI S	Opponent	Score	
11 N	Pepperdine	0 2						85 H	Ball St.	1 2	
								91 A	Detroit	0 0	
								94 H	Bowling Green	1 2	
								110 A	Illinois St.	1 3	
								118 A	Oakland	0 3	
								131 A	Western Mich.	0 1	
								139 H	Eastern Ill.	1 0	
								149 A	Hawaii	0 3	
								154 H	Toledo	4 1	
								155 H	Kent St.	2 1	
								160 A	Miami (Ohio)	1 2	
								160 H	Miami (Ohio)	0 2	
								165 A	Western Ill.	1 3	
								209 H	Central Mich.	4 1	
								211 A	Northern Ill.	2 1	
								213 H	Buffalo	3 0	
								253 A	Akron	2 1	
								263 A	IPFW	2 1	
								270 A	Ohio	1 2	
				LAST 10 GAMES							
				160 A	Miami (Ohio)	1 2		131 A	Western Mich.	0 1	
				209 H	Central Mich.	4 1		85 H	Ball St.	1 2	
				94 H	Bowling Green	1 2		160 H	Miami (Ohio)	0 2	
				154 H	Toledo	4 1		155 H	Kent St.	2 1	
				211 A	Northern Ill.	2 1		213 H	Buffalo	3 0	

Non-Div. I Games:

Eastern Mich.

Average RPI Win:	230	WON-LOST RECORD	WINNING PCT. RANK	LAST 10 GAMES	STRENGTH OF SCHEDULE	OPP. STRENGTH OF SCHEDULE	TEAM RPI	ADJ RPI	CONF. RPI	ADJ CONF. RPI			
DIV. I ONLY	9-9-1	.5	144	6-4-0	230	156	185	.46999	186	20	20		
DIV. I NON-CONF.	4-6-1	.40909	199	1-2-0	190	148	193	.45788	193	18	18		
<hr/>													
TOTALS	RPI 1-25	RPI 26-50		W-L RECORDS	RPI 51-100		RPI 101-150		RPI 150+				
9-9-1	0-1-0	0-1-0		OVERALL	0-3-0		1-2-0		8-2-1				
4-4-0	0-1-0	0-1-0		HOME	0-1-0		1-0-0		3-1-0				
4-5-1	0-0-0	0-0-0		AWAY	0-2-0		0-2-0		4-1-1				
1-0-0	0-0-0	0-0-0		NEUTRAL	0-0-0		0-0-0		1-0-0				
<hr/>													
4-6-1	0-1-0	0-1-0		NON-CONFERENCE	0-1-0		0-2-0		4-1-1				
1-2-0	0-1-0	0-1-0		HOME	0-0-0		0-0-0		1-0-0				
2-4-1	0-0-0	0-0-		AWAY	0-1-0		0-2-0		2-1-1				
1-0-0	0-0-0	0-0-0		NEUTRAL	0-0-0		0-0-0		1-0-0				
<hr/>													
5-3-0	0-0-0	0-0-0		CONFERENCE	0-2-0		1-0-0		4-1-0				
3-2-0	0-0-0	0-0-0		HOME	0-1-0		1-0-0		2-1-0				
2-1-0	0-0-0	0-0-0		AWAY	0-1-0		0-0-0		2-0-0				
0-0-0	0-0-0	0-0-0		NEUTRAL	0-0-0		0-0-0		0-0-0				
<hr/>													
RPI S	Opponent	Score	RPI S	Opponent	Score	RPI S	Opponent	Score	RPI S	Opponent	Score		
15 H	Marquette	0 1	37 H	Wisconsin	1 6	59 H	Wis.-Milwaukee	1 2	110 A	Illinois St.	2 4		
						82 A	Drake	1 2	127 A	North Dakota St.	0 2		
						91 A	Detroit	0 2	150 H	Wright St.	1 0		
									163 H	Loyola (Ill.)	6 2		
									163 H	Loyola (Ill.)	0 1		
									169 H	Indiana St.	2 1		
									198 A	Butler	1 0		
									211 A	Northern Ill.	1 2		
									242 A	La.-Lafayette	1 1		
									263 A	IPFW	2 0		
									266 A	South Dakota St.	3 0		
									272 N	McNeese St.	2 0		
									294 A	Cleveland St.	5 0		
									299 H	Youngstown St.	3 0		
<hr/>													
LAST 10 GAMES													
163 H Loyola (Ill.)						0	1	263 A IPFW				2	0
82 A Drake						1	2	150 H Wright St.				1	0
299 H Youngstown St.						3	0	294 A Cleveland St.				5	0
37 H Wisconsin						1	6	91 A Detroit				0	2
198 A Butler						1	0	163 H Loyola (Ill.)				6	2

Non-Div. I Games:

Wis.-Green Bay

Average RPI Win:	204	WON-LOST	WINNING	LAST 10	STRENGTH OF	OPP. STRENGTH	TEAM	ADJ	CONF.	ADJ CONF.	
Average RPI Loss:	91	RECORD	PCT. RANK	GAMES	SCHEDULE	OF SCHEDULE	RPI	RPI	RPI	RPI	
DIV. I ONLY	6-10-3	.39474	211	2-6-2	148	105	182	.46895	187	9	10
DIV. I NON-CONF.	4-3-1	.5625	115	0-0-0	200	128	147	.49381	150	8	8
TOTALS	RPI 1-25	RPI 26-50	W-L RECORDS		RPI 51-100	RPI 101-150		RPI 150+			
6-10-3	0-3-0	0-1-0	OVERALL		0-2-1	1-2-0		5-2-2			
3-5-2	0-2-0	0-0-0	HOME		0-1-1	0-0-0		3-2-1			
1-4-0	0-1-0	0-1-0	AWAY		0-0-0	0-2-0		1-0-0			
2-1-1	0-0-0	0-0-0	NEUTRAL		0-1-0	1-0-0		1-0-1			
4-3-1	0-1-0	0-0-0	NON-CONFERENCE		0-1-0	1-0-0		3-1-1			
2-2-0	0-1-0	0-0-0	HOME		0-0-0	0-0-0		2-1-0			
0-0-0	0-0-0	0-0-	AWAY		0-0-0	0-0-0		0-0-0			
2-1-1	0-0-0	0-0-0	NEUTRAL		0-1-0	1-0-0		1-0-1			
2-7-2	0-2-0	0-1-0	CONFERENCE		0-1-1	0-2-0		2-1-1			
1-3-2	0-1-0	0-0-0	HOME		0-1-1	0-0-0		1-1-1			
1-4-0	0-1-0	0-1-0	AWAY		0-0-0	0-2-0		1-0-0			
0-0-0	0-0-0	0-0-0	NEUTRAL		0-0-0	0-0-0		0-0-0			
RPI S	Opponent	Score	RPI S	Opponent	Score	RPI S	Opponent	Score	RPI S	Opponent	Score
13 H	Yale	0 1	30 A	West Virginia	0 3	78 N	Colgate	1 4	102 N	Bucknell	2 1
15 A	Marquette	0 3				79 H	Villanova	0 0	123 A	Rutgers	0 3
17 H	Connecticut	2 3				83 H	Georgetown	1 2	140 A	South Fla.	2 3
									164 A	Seton Hall	2 1
									172 N	Massachusetts	1 1
									188 H	Syracuse	0 2
									197 H	Pittsburgh	1 0
									223 H	Marist	0 1
									225 H	Providence	2 2
									229 H	Stony Brook	1 0
									262 H	Rider	2 0
									271 N	Quinnipiac	2 0
LAST 10 GAMES											
	15 A	Marquette	0 3		225 H	Providence	2 2				
	140 A	South Fla.	2 3		79 H	Villanova	0 0				
	164 A	Seton Hall	2 1		83 H	Georgetown	1 2				
	123 A	Rutgers	0 3		30 A	West Virginia	0 3				
	17 H	Connecticut	2 3		197 H	Pittsburgh	1 0				

Non-Div. I Games:

St. John's (N.Y.)

S
y
r
a
c
u
s
e

Syracuse

Average RPI Win: 248		WON-LOST	WINNING	LAST 10	STRENGTH OF		OPP. STRENGTH	TEAM	ADJ	CONF.	ADJ CONF.
Average RPI Loss: 90		RECORD	PCT. RANK	GAMES	SCHEDULE		OF SCHEDULE	RPI	RPI	RPI	RPI
DIV. I ONLY		8-7-3	.52778	130	3-5-2		271	138	192	.46802	189
DIV. I NON-CONF.		5-2-1	.6875	54	0-0-0		269	183	154	.48967	155
TOTALS		RPI 1-25	RPI 26-50		W-L RECORDS		RPI 51-100		RPI 101-150		RPI 150+
8-7-3		0-0-0	0-2-1		OVERALL		0-2-1		1-3-0		7-0-1
7-3-1		0-0-0	0-1-1		HOME		0-0-0		1-2-0		6-0-0
1-3-2		0-0-0	0-1-0		AWAY		0-1-1		0-1-0		1-0-1
0-1-0		0-0-0	0-0-0		NEUTRAL		0-1-0		0-0-0		0-0-0
5-2-1		0-0-0	0-0-1		NON-CONFERENCE		0-0-0		1-2-0		4-0-0
5-1-1		0-0-0	0-0-1		HOME		0-0-0		1-1-0		4-0-0
0-1-0		0-0-0	0-0-		AWAY		0-0-0		0-1-0		0-0-0
0-0-0		0-0-0	0-0-0		NEUTRAL		0-0-0		0-0-0		0-0-0
3-5-2		0-0-0	0-2-0		CONFERENCE		0-2-1		0-1-0		3-0-1
2-2-0		0-0-0	0-1-0		HOME		0-0-0		0-1-0		2-0-0
1-2-2		0-0-0	0-1-0		AWAY		0-1-1		0-0-0		1-0-1
0-1-0		0-0-0	0-0-0		NEUTRAL		0-1-0		0-0-0		0-0-0
RPI S	Opponent	Score	RPI S	Opponent	Score	RPI S	Opponent	Score	RPI S	Opponent	Score
			31 H	UTEP	1 2	63 A	Rice	1 1	130 A	Baylor	0 1
			35 A	Southern Methodist	1 2	73 A	UCF	1 2	133 H	Stephen F. Austin	3 1
			41 H	North Texas	2 2	73 N	UCF	2 3	143 H	TCU	1 3
									144 H	East Caro.	0 1
									215 A	Tulsa	1 0
									236 H	Grambling	4 0
									247 A	Southern Miss.	1 1
									249 H	Sam Houston St.	1 0
									254 H	Tulane	2 1
									293 H	Marshall	2 1
									300 H	Nicholls St.	10 0
									304 H	Texas Southern	10 0
LAST 10 GAMES											
			73 N	UCF	2 3	31 H	UTEP	1 2			
			73 A	UCF	1 2	215 A	Tulsa	1 0			
			247 A	Southern Miss.	1 1	35 A	Southern Methodist	1 2			
			63 A	Rice	1 1	293 H	Marshall	2 1			
			254 H	Tulane	2 1	144 H	East Caro.	0 1			

Non-Div. I Games:

Houston

Average RPI Win: 244		WON-LOST	WINNING	LAST 10	STRENGTH OF		OPP. STRENGTH	TEAM	ADJ	CONF.	ADJ CONF.
Average RPI Loss: 115		RECORD	PCT. RANK	GAMES	SCHEDULE		OF SCHEDULE	RPI	RPI	RPI	RPI
DIV. I ONLY		8-10-1	.44737	184	4-5-1		178	189	187	.46637	191
DIV. I NON-CONF.		3-6-0	.33333	231	0-1-0		185	101	217	.44461	217
TOTALS		RPI 1-25	RPI 26-50		W-L RECORDS		RPI 51-100		RPI 101-150		RPI 150+
8-10-1		0-2-0	0-2-0		OVERALL		0-0-0		0-3-0		8-3-1
4-1-0		0-0-0	0-1-0		HOME		0-0-0		0-0-0		4-0-0
3-9-1		0-2-0	0-1-0		AWAY		0-0-0		0-3-0		3-3-1
1-0-0		0-0-0	0-0-0		NEUTRAL		0-0-0		0-0-0		1-0-0
3-6-0		0-2-0	0-0-0		NON-CONFERENCE		0-0-0		0-2-0		3-2-0
0-0-0		0-0-0	0-0-0		HOME		0-0-0		0-0-0		0-0-0
2-6-0		0-2-0	0-0-		AWAY		0-0-0		0-2-0		2-2-0
1-0-0		0-0-0	0-0-0		NEUTRAL		0-0-0		0-0-0		1-0-0
5-4-1		0-0-0	0-2-0		CONFERENCE		0-0-0		0-1-0		5-1-1
4-1-0		0-0-0	0-1-0		HOME		0-0-0		0-0-0		4-0-0
1-3-1		0-0-0	0-1-0		AWAY		0-0-0		0-1-0		1-1-1
0-0-0		0-0-0	0-0-0		NEUTRAL		0-0-0		0-0-0		0-0-0
RPI S	Opponent	Score		RPI S	Opponent	Score		RPI S	Opponent	Score	
13 A	Yale	1	5	32 A	Central Conn. St.	0	2	106 A	Maine	0	4
19 A	Boston College	0	2	32 H	Central Conn. St.	1	2	116 A	Long Island	0	1
								125 A	Columbia	0	1
								171 A	Brown	4	3
								190 A	Northeastern	1	2
								214 A	St. Francis (Pa.)	0	0
								220 H	Fairleigh Dickinson	3	1
								229 A	Stony Brook	1	2
								231 H	Monmouth	3	0
								238 N	Stetson	3	0
								244 A	Hartford	2	1
								271 H	Quinnipiac	3	0
								283 A	Robert Morris	2	3
								285 A	Wagner	4	1
								290 H	Mt. St. Mary's	3	1
LAST 10 GAMES											
	32 A Central Conn. St.	0	2		13 A Yale	1	5				
	116 A Long Island	0	1		214 A St. Francis (Pa.)	0	0				
	285 A Wagner	4	1		283 A Robert Morris	2	3				
	231 H Monmouth	3	0		32 H Central Conn. St.	1	2				
	290 H Mt. St. Mary's	3	1		271 H Quinnipiac	3	0				

Non-Div. I Games:

Sacred Heart

Average RPI Win:	270	WON-LOST	WINNING	LAST 10	STRENGTH OF	OPP. STRENGTH	TEAM	ADJ	CONF.	ADJ CONF.	
Average RPI Loss:	125	RECORD	PCT. RANK	GAMES	SCHEDULE	OF SCHEDULE	RPI	RPI	RPI	RPI	
DIV. I ONLY	9-10-0	.47368	164	6-4-0	191	270	194	.4641	192	29	29
DIV. I NON-CONF.	3-7-0	.3	243	0-1-0	134	206	221	.44357	219	29	29
<hr/>											
TOTALS	RPI 1-25	RPI 26-50		W-L RECORDS	RPI 51-100		RPI 101-150		RPI 150+		
9-10-0	0-0-0	0-3-0		OVERALL	0-1-0		0-2-0		9-4-0		
4-1-0	0-0-0	0-1-0		HOME	0-0-0		0-0-0		4-0-0		
2-9-0	0-0-0	0-2-0		AWAY	0-1-0		0-2-0		2-4-0		
3-0-0	0-0-0	0-0-0		NEUTRAL	0-0-0		0-0-0		3-0-0		
<hr/>											
3-7-0	0-0-0	0-3-0		NON-CONFERENCE	0-1-0		0-1-0		3-2-0		
0-1-0	0-0-0	0-1-0		HOME	0-0-0		0-0-0		0-0-0		
1-6-0	0-0-0	0-0-		AWAY	0-1-0		0-1-0		1-2-0		
2-0-0	0-0-0	0-0-0		NEUTRAL	0-0-0		0-0-0		2-0-0		
<hr/>											
6-3-0	0-0-0	0-0-0		CONFERENCE	0-0-0		0-1-0		6-2-0		
4-0-0	0-0-0	0-0-0		HOME	0-0-0		0-0-0		4-0-0		
1-3-0	0-0-0	0-0-0		AWAY	0-0-0		0-1-0		1-2-0		
1-0-0	0-0-0	0-0-0		NEUTRAL	0-0-0		0-0-0		1-0-0		
<hr/>											
RPI S	Opponent	Score	RPI S	Opponent	Score	RPI S	Opponent	Score	RPI S	Opponent	Score
			31 H	UTEP	1 3	63 A	Rice	0 4	113 A	Oklahoma St.	0 3
			41 A	North Texas	0 3				133 A	Stephen F. Austin	1 2
			50 A	Oklahoma	0 3				182 A	Northwestern St.	2 4
									182 A	Northwestern St.	1 3
									193 A	Oral Roberts	2 3
									208 H	La.-Monroe	2 1
									249 A	Sam Houston St.	3 2
									265 A	Centenary (La.)	1 2
									272 H	McNeese St.	2 1
									272 N	McNeese St.	3 1
									273 A	Prairie View	9 0
									280 N	Louisiana Tech	2 0
									288 N	Citadel	9 1
									292 H	Southeastern La.	2 1
									300 H	Nicholls St.	6 2
<hr/>											
LAST 10 GAMES											
			182 A	Northwestern St.	1 3	182 A	Northwestern St.	2 4			
			272 N	McNeese St.	3 1	208 H	La.-Monroe	2 1			
			300 H	Nicholls St.	6 2	133 A	Stephen F. Austin	1 2			
			292 H	Southeastern La.	2 1	249 A	Sam Houston St.	3 2			
			272 H	McNeese St.	2 1	50 A	Oklahoma	0 3			

Non-Div. I Games:

Texas St.

Average RPI Win:		208	WON-LOST RECORD		WINNING PCT. RANK		LAST 10 GAMES		STRENGTH OF SCHEDULE		OPP. STRENGTH OF SCHEDULE		TEAM RPI		ADJ RPI		CONF. RPI		ADJ CONF. RPI				
DIV. I ONLY			9-7-2		.55556 114		5-3-2		282		131		196		.46292 194		15		14				
DIV. I NON-CONF.			5-4-0		.55556 122		1-0-0		234		104		164		.48153 163		14		14				
TOTALS		RPI 1-25		RPI 26-50		W-L RECORDS		RPI 51-100		RPI 101-150		RPI 150+											
9-7-2		0-1-0		0-0-0		OVERALL		1-0-0		1-4-0		7-2-2											
5-3-1		0-0-0		0-0-0		HOME		1-0-0		1-3-0		3-0-1											
4-3-1		0-0-0		0-0-0		AWAY		0-0-0		0-1-0		4-2-1											
0-1-0		0-1-0		0-0-0		NEUTRAL		0-0-0		0-0-0		0-0-0											
5-4-0		0-1-0		0-0-0		NON-CONFERENCE		1-0-0		0-2-0		4-1-0											
3-1-0		0-0-0		0-0-0		HOME		1-0-0		0-1-0		2-0-0											
2-2-0		0-0-0		0-0-		AWAY		0-0-0		0-1-0		2-1-0											
0-1-0		0-1-0		0-0-0		NEUTRAL		0-0-0		0-0-0		0-0-0											
4-3-2		0-0-0		0-0-0		CONFERENCE		0-0-0		1-2-0		3-1-2											
2-2-1		0-0-0		0-0-0		HOME		0-0-0		1-2-0		1-0-1											
2-1-1		0-0-0		0-0-0		AWAY		0-0-0		0-0-0		2-1-1											
0-0-0		0-0-0		0-0-0		NEUTRAL		0-0-0		0-0-0		0-0-0											
RPI	S	Opponent		Score		RPI	S	Opponent		Score		RPI	S	Opponent		Score							
15	N	Marquette		1 2								104	A	Indiana		1 3							
												108	H	Richmond		2 1							
												126	H	Dayton		0 3							
												129	H	Charlotte		0 3							
												132	H	Ohio St.		0 3							
												163	H	Loyola (Ill.)		3 0							
												170	H	St. Joseph's		2 2							
												177	A	Cincinnati		2 1							
												198	A	Butler		2 3							
												207	A	Fordham		0 3							
												241	A	George Washington		2 0							
												243	A	La Salle		1 1							
												264	A	Morehead St.		1 0							
												269	H	Temple		6 2							
												276	A	St. Bonaventure		3 2							
												289	H	Eastern Ky.		2 0							
LAST 10 GAMES																							
						289	H	Eastern Ky.		2 0		243	A	La Salle		1 1							
						276	A	St. Bonaventure		3 2		241	A	George Washington		2 0							
						207	A	Fordham		0 3		170	H	St. Joseph's		2 2							
						108	H	Richmond		2 1		269	H	Temple		6 2							
						129	H	Charlotte		0 3		126	H	Dayton		0 3							

Non-Div. I Games:

Xavier

Average RPI Win:		242	WON-LOST RECORD		WINNING PCT. RANK		LAST 10 GAMES		STRENGTH OF SCHEDULE		OPP. STRENGTH OF SCHEDULE		TEAM RPI		ADJ RPI		CONF. RPI		ADJ CONF. RPI								
DIV. I ONLY			10-8-2		.55		122		4-6-0		274		205		193		.46099		195		23		22				
DIV. I NON-CONF.			6-4-2		.58333		105		0-2-0		241		188		172		.47616		172		21		21				
TOTALS		RPI 1-25		RPI 26-50				W-L RECORDS				RPI 51-100				RPI 101-150				RPI 150+							
10-8-2		0-1-0		0-0-0				OVERALL				0-2-0				0-2-0				10-3-2							
4-3-1		0-0-0		0-0-0				HOME				0-1-0				0-0-0				4-2-1							
3-4-1		0-1-0		0-0-0				AWAY				0-0-0				0-2-0				3-1-1							
3-1-0		0-0-0		0-0-0				NEUTRAL				0-1-0				0-0-0				3-0-0							
6-4-2		0-1-0		0-0-0				NON-CONFERENCE				0-2-0				0-1-0				6-0-2							
2-1-1		0-0-0		0-0-0				HOME				0-1-0				0-0-0				2-0-1							
1-2-1		0-1-0		0-0-				AWAY				0-0-0				0-1-0				1-0-1							
3-1-0		0-0-0		0-0-0				NEUTRAL				0-1-0				0-0-0				3-0-0							
4-4-0		0-0-0		0-0-0				CONFERENCE				0-0-0				0-1-0				4-3-0							
2-2-0		0-0-0		0-0-0				HOME				0-0-0				0-0-0				2-2-0							
2-2-0		0-0-0		0-0-0				AWAY				0-0-0				0-1-0				2-1-0							
0-0-0		0-0-0		0-0-0				NEUTRAL				0-0-0				0-0-0				0-0-0							
RPI	S	Opponent		Score		RPI	S	Opponent		Score		RPI	S	Opponent		Score		RPI	S	Opponent		Score					
14	A	Texas A&M		0 2								61	H	Utah		0 3		143	A	TCU		0 1					
												94	N	Bowling Green		0 1		149	A	Hawaii		0 3					
																		151	H	Fresno St.		0 1					
																		159	H	Nevada		0 3					
																		159	H	Nevada		3 2					
																		196	H	San Jose St.		2 1					
																		199	H	Northern Ariz.		1 0					
																		204	A	Southern Utah		1 1					
																		210	A	Utah St.		0 4					
																		216	N	UC Davis		1 0					
																		235	H	Eastern Wash.		1 1					
																		256	N	Air Force		2 1					
																		274	A	Montana		1 0					
																		275	H	Idaho St.		2 1					
																		280	A	Louisiana Tech		5 0					
																		281	N	IUPUI		4 1					
																		286	A	Idaho		1 0					
						LAST 10 GAMES																					
						159 H Nevada						0 3		159 H Nevada						3 2							
						280 A Louisiana Tech						5 0		149 A Hawaii						0 3							
						210 A Utah St.						0 4		196 H San Jose St.						2 1							
						286 A Idaho						1 0		143 A TCU						0 1							
						151 H Fresno St.						0 1		14 A Texas A&M						0 2							

Non-Div. I Games:

Boise St.

Average RPI Win:	194	WON-LOST	WINNING	LAST 10	STRENGTH OF	OPP. STRENGTH	TEAM	ADJ	CONF.	ADJ CONF.		
Average RPI Loss:	91	RECORD	PCT. RANK	GAMES	SCHEDULE	OF SCHEDULE	RPI	RPI	RPI	RPI		
DIV. I ONLY		6-12-3	.35714	223	6-3-1	131	119	195	.46056	196	23	22
DIV. I NON-CONF.		1-9-2	.16667	275	1-0-0	98	35	225	.44025	223	21	21
<hr/>												
TOTALS	RPI 1-25	RPI 26-50		W-L RECORDS		RPI 51-100		RPI 101-150		RPI 150+		
6-12-3	0-3-0	0-3-0		OVERALL		1-0-0		0-3-0		5-3-3		
3-6-2	0-1-0	0-1-0		HOME		1-0-0		0-3-0		2-1-2		
2-5-1	0-2-0	0-2-0		AWAY		0-0-0		0-0-0		2-1-1		
1-1-0	0-0-0	0-0-0		NEUTRAL		0-0-0		0-0-0		1-1-0		
<hr/>												
1-9-2	0-3-0	0-3-0		NON-CONFERENCE		1-0-0		0-2-0		0-1-2		
1-5-1	0-1-0	0-1-0		HOME		1-0-0		0-2-0		0-1-1		
0-4-1	0-2-0	0-0-		AWAY		0-0-0		0-0-0		0-0-1		
0-0-0	0-0-0	0-0-0		NEUTRAL		0-0-0		0-0-0		0-0-0		
<hr/>												
5-3-1	0-0-0	0-0-0		CONFERENCE		0-0-0		0-1-0		5-2-1		
2-1-1	0-0-0	0-0-0		HOME		0-0-0		0-1-0		2-0-1		
2-1-0	0-0-0	0-0-0		AWAY		0-0-0		0-0-0		2-1-0		
1-1-0	0-0-0	0-0-0		NEUTRAL		0-0-0		0-0-0		1-1-0		
<hr/>												
RPI S	Opponent	Score	RPI S	Opponent	Score	RPI S	Opponent	Score	RPI S	Opponent	Score	
7 H	Santa Clara	1 2	38 A	UC Riverside	1 2	77 H	St. Mary's (Cal.)	3 2	101 H	Pacific	1 2	
12 A	Cal St. Fullerton	1 5	45 A	Long Beach St.	0 4				146 H	UC Irvine	1 2	
24 A	Stanford	0 5	46 H	Cal Poly	1 4				149 H	Hawaii	0 2	
									151 A	Fresno St.	1 0	
									151 N	Fresno St.	0 1	
									159 H	Nevada	4 4	
									159 N	Nevada	2 0	
									173 H	San Francisco	0 2	
									195 A	Boise St.	1 2	
									201 A	Sacramento St.	2 2	
									210 H	Utah St.	4 2	
									216 H	UC Davis	0 0	
									280 A	Louisiana Tech	4 0	
									286 H	Idaho	2 0	
LAST 10 GAMES												
			151 N	Fresno St.	0 1		149 H	Hawaii	0 2			
			159 N	Nevada	2 0		280 A	Louisiana Tech	4 0			
			159 H	Nevada	4 4		210 H	Utah St.	4 2			
			151 A	Fresno St.	1 0		286 H	Idaho	2 0			
			77 H	St. Mary's (Cal.)	3 2		195 A	Boise St.	1 2			

Non-Div. I Games:

San Jose St.

Average RPI Win: 158		WON-LOST	WINNING	LAST 10	STRENGTH OF		OPP. STRENGTH	TEAM	ADJ	CONF.	ADJ CONF.
Average RPI Loss: 97		RECORD	PCT. RANK	GAMES	SCHEDULE		OF SCHEDULE	RPI	RPI	RPI	RPI
DIV. I ONLY		4-11-3	.30556	254	2-6-2		108	117	203	.46039	197
DIV. I NON-CONF.		1-4-1	.25	257	0-0-0		136	147	232	.43683	229
TOTALS		RPI 1-25	RPI 26-50		W-L RECORDS		RPI 51-100		RPI 101-150		RPI 150+
4-11-3		0-2-0	1-1-0		OVERALL		1-2-0		0-3-2		2-3-1
1-4-2		0-1-0	1-0-0		HOME		0-0-0		0-1-1		0-2-1
3-6-0		0-1-0	0-1-0		AWAY		1-2-0		0-1-0		2-1-0
0-1-1		0-0-0	0-0-0		NEUTRAL		0-0-0		0-1-1		0-0-0
1-4-1		0-0-0	0-1-0		NON-CONFERENCE		0-1-0		0-1-1		1-1-0
0-1-0		0-0-0	0-0-0		HOME		0-0-0		0-0-0		0-1-0
1-2-0		0-0-0	0-0-		AWAY		0-1-0		0-0-0		1-0-0
0-1-1		0-0-0	0-0-0		NEUTRAL		0-0-0		0-1-1		0-0-0
3-7-2		0-2-0	1-0-0		CONFERENCE		1-1-0		0-2-1		1-2-1
1-3-2		0-1-0	1-0-0		HOME		0-0-0		0-1-1		0-1-1
2-4-0		0-1-0	0-0-0		AWAY		1-1-0		0-1-0		1-1-0
0-0-0		0-0-0	0-0-0		NEUTRAL		0-0-0		0-0-0		0-0-0
RPI S	Opponent	Score	RPI S	Opponent	Score	RPI S	Opponent	Score	RPI S	Opponent	Score
15 H	Marquette	0 2	29 A	Colorado	0 1	66 A	Georgia	0 2	111 N	Denver	0 2
17 A	Connecticut	0 1	30 H	West Virginia	2 1	79 A	Villanova	0 1	123 A	Rutgers	0 3
						83 A	Georgetown	2 1	123 H	Rutgers	2 6
									140 H	South Fla.	2 2
									145 N	Kennesaw St.	0 0
									154 H	Toledo	1 2
									164 H	Seton Hall	0 2
									187 A	St. John's (N.Y.)	0 1
									188 H	Syracuse	0 0
									225 A	Providence	1 0
									293 A	Marshall	1 0
LAST 10 GAMES											
123 A	Rutgers	0 3	15 H	Marquette	0 2						
17 A	Connecticut	0 1	140 H	South Fla.	2 2						
225 A	Providence	1 0	123 H	Rutgers	2 6						
79 A	Villanova	0 1	164 H	Seton Hall	0 2						
83 A	Georgetown	2 1	188 H	Syracuse	0 0						

Non-Div. I Games:

Pittsburgh

Average RPI Win:	208	WON-LOST RECORD	WINNING PCT. RANK	LAST 10 GAMES	STRENGTH OF SCHEDULE	OPP. STRENGTH OF SCHEDULE	TEAM RPI	ADJ RPI	CONF. RPI	ADJ CONF. RPI		
DIV. I ONLY		8-10-2	.45	180	4-6-0	207	177	199	.46001	198	20	20
DIV. I NON-CONF.		5-4-2	.54545	134	1-0-0	209	174	159	.48686	157	18	18
<hr/>												
TOTALS	RPI 1-25	RPI 26-50		W-L RECORDS		RPI 51-100		RPI 101-150		RPI 150+		
8-10-2	0-0-0	0-1-0		OVERALL		0-5-0		2-2-1		6-2-1		
4-3-0	0-0-0	0-0-0		HOME		0-2-0		1-0-0		3-1-0		
3-6-1	0-0-0	0-1-0		AWAY		0-2-0		0-2-1		3-1-0		
1-1-1	0-0-0	0-0-0		NEUTRAL		0-1-0		1-0-0		0-0-1		
5-4-2	0-0-0	0-1-0		NON-CONFERENCE		0-2-0		1-1-1		4-0-1		
4-0-0	0-0-0	0-0-0		HOME		0-0-0		1-0-0		3-0-0		
1-4-1	0-0-0	0-0-		AWAY		0-2-0		0-1-1		1-0-0		
0-0-1	0-0-0	0-0-0		NEUTRAL		0-0-0		0-0-0		0-0-1		
3-6-0	0-0-0	0-0-0		CONFERENCE		0-3-0		1-1-0		2-2-0		
0-3-0	0-0-0	0-0-0		HOME		0-2-0		0-0-0		0-1-0		
2-2-0	0-0-0	0-0-0		AWAY		0-0-0		0-1-0		2-1-0		
1-1-0	0-0-0	0-0-0		NEUTRAL		0-1-0		1-0-0		0-0-0		
RPI	S	Opponent	Score	RPI	S	Opponent	Score	RPI	S	Opponent	Score	
				42	A	Purdue	1 2	59	H	Wis.-Milwaukee	0 1	
								59	N	Wis.-Milwaukee	0 1	
								84	A	Louisville	0 2	
								85	A	Ball St.	2 3	
								91	H	Detroit	1 4	
								104	A	Indiana	1 2	
								126	H	Dayton	1 0	
								149	A	Hawaii	1 1	
								150	A	Wright St.	0 1	
								150	N	Wright St.	3 0	
								163	A	Loyola (Ill.)	1 0	
								169	A	Indiana St.	1 0	
								186	H	Wis.-Green Bay	0 1	
								194	H	Xavier	3 2	
								281	H	IUPUI	2 0	
								283	N	Robert Morris	1 1	
								289	H	Eastern Ky.	3 0	
								294	A	Cleveland St.	2 1	
								299	A	Youngstown St.	0 2	
<hr/>												
LAST 10 GAMES												
				59	N	Wis.-Milwaukee	0 1	163	A	Loyola (Ill.)	1 0	
				150	N	Wright St.	3 0	186	H	Wis.-Green Bay	0 1	
				150	A	Wright St.	0 1	294	A	Cleveland St.	2 1	
				91	H	Detroit	1 4	299	A	Youngstown St.	0 2	
				281	H	IUPUI	2 0	59	H	Wis.-Milwaukee	0 1	

Non-Div. I Games:

Butler

Average RPI Win: 237		WON-LOST RECORD		WINNING PCT. RANK		LAST 10 GAMES		STRENGTH OF SCHEDULE		OPP. STRENGTH OF SCHEDULE		TEAM RPI		ADJ RPI		CONF. RPI		ADJ CONF. RPI	
DIV. I ONLY		10-11-0		.47619 160		7-3-0		226		203		200		.45999 199		28		28	
DIV. I NON-CONF.		5-8-0		.38462 208		2-0-0		183		170		204		.44907 206		23		23	
TOTALS		RPI 1-25		RPI 26-50		W-L RECORDS		RPI 51-100		RPI 101-150		RPI 150+							
10-11-0		0-0-0		0-1-0		OVERALL		0-5-0		0-1-0		10-4-0							
6-3-0		0-0-0		0-0-0		HOME		0-1-0		0-0-0		6-2-0							
1-7-0		0-0-0		0-1-0		AWAY		0-3-0		0-1-0		1-2-0							
3-1-0		0-0-0		0-0-0		NEUTRAL		0-1-0		0-0-0		3-0-0							
5-8-0		0-0-0		0-1-0		NON-CONFERENCE		0-3-0		0-1-0		5-3-0							
3-3-0		0-0-0		0-0-0		HOME		0-1-0		0-0-0		3-2-0							
0-4-0		0-0-0		0-0-		AWAY		0-1-0		0-1-0		0-1-0							
2-1-0		0-0-0		0-0-0		NEUTRAL		0-1-0		0-0-0		2-0-0							
5-3-0		0-0-0		0-0-0		CONFERENCE		0-2-0		0-0-0		5-1-0							
3-0-0		0-0-0		0-0-0		HOME		0-0-0		0-0-0		3-0-0							
1-3-0		0-0-0		0-0-0		AWAY		0-2-0		0-0-0		1-1-0							
1-0-0		0-0-0		0-0-0		NEUTRAL		0-0-0		0-0-0		1-0-0							
RPI	S	Opponent		Score		RPI	S	Opponent		Score		RPI	S	Opponent		Score			
				38	A	UC Riverside	1	2	69	A	San Diego St.	1	2	114	A	San Diego	0	3	
									86	A	Weber St.	1	4	159	N	Nevada	3	1	
									86	A	Weber St.	1	4	163	H	Loyola (Ill.)	1	2	
									88	N	Creighton	3	6	195	A	Boise St.	0	1	
									94	H	Bowling Green	1	2	201	A	Sacramento St.	1	2	
														201	N	Sacramento St.	2	1	
														204	H	Southern Utah	1	0	
														216	H	UC Davis	1	2	
														233	H	Northern Colo.	3	0	
														235	H	Eastern Wash.	2	1	
														257	N	Utah Valley St.	4	0	
														260	H	Portland St.	1	0	
														274	H	Montana	2	0	
														275	A	Idaho St.	2	1	
														276	H	St. Bonaventure	2	0	
LAST 10 GAMES																			
				86	A	Weber St.	1	4	260	H	Portland St.	1	0						
				201	N	Sacramento St.	2	1	201	A	Sacramento St.	1	2						
				275	A	Idaho St.	2	1	235	H	Eastern Wash.	2	1						
				86	A	Weber St.	1	4	274	H	Montana	2	0						
				233	H	Northern Colo.	3	0	257	N	Utah Valley St.	4	0						

Non-Div. I Games:

Northern Ariz.

Average RPI Win: 252		WON-LOST RECORD	WINNING PCT. RANK		LAST 10 GAMES	STRENGTH OF SCHEDULE	OPP. STRENGTH OF SCHEDULE	TEAM RPI	ADJ RPI	CONF. RPI	ADJ CONF. RPI	
Average RPI Loss: 143												
DIV. I ONLY		10-8-1	.55263	115	5-5-0	278	236	201	.45924	200	25	24
DIV. I NON-CONF.		4-4-1	.5	141	0-1-0	279	219	242	.42635	242	26	25
<hr/>												
TOTALS		RPI 1-25		RPI 26-50		W-L RECORDS		RPI 51-100		RPI 101-150		RPI 150+
10-8-1		0-0-0		0-1-0		OVERALL		1-2-0		0-2-1		9-3-0
4-3-1		0-0-0		0-1-0		HOME		0-0-0		0-0-1		4-2-0
5-4-0		0-0-0		0-0-0		AWAY		1-1-0		0-2-0		4-1-0
1-1-0		0-0-0		0-0-0		NEUTRAL		0-1-0		0-0-0		1-0-0
4-4-1		0-0-0		0-0-0		NON-CONFERENCE		0-1-0		0-1-1		4-2-0
2-1-1		0-0-0		0-0-0		HOME		0-0-0		0-0-1		2-1-0
1-3-0		0-0-0		0-0-		AWAY		0-1-0		0-1-0		1-1-0
1-0-0		0-0-0		0-0-0		NEUTRAL		0-0-0		0-0-0		1-0-0
6-4-0		0-0-0		0-1-0		CONFERENCE		1-1-0		0-1-0		5-1-0
2-2-0		0-0-0		0-1-0		HOME		0-0-0		0-0-0		2-1-0
4-1-0		0-0-0		0-0-0		AWAY		1-0-0		0-1-0		3-0-0
0-1-0		0-0-0		0-0-0		NEUTRAL		0-1-0		0-0-0		0-0-0
RPI S	Opponent	Score	RPI S	Opponent	Score	RPI S	Opponent	Score	RPI S	Opponent	Score	
			48 H	Loyola (Md.)	0 1	80 A	Fairfield	3 0	109 A	Niagara	1 2	
						80 N	Fairfield	0 1	116 A	Long Island	1 2	
						83 A	Georgetown	0 3	138 H	Binghamton	0 0	
									207 H	Fordham	0 1	
									222 N	American	3 1	
									223 H	Marist	1 0	
									234 H	Siena	1 2	
									262 H	Rider	3 1	
									267 A	Holy Cross	0 1	
									278 A	Manhattan	1 0	
									279 A	Canisius	3 2	
									284 H	Lafayette	3 0	
									285 H	Wagner	1 0	
									297 A	Albany (N.Y.)	6 0	
									305 A	St. Peter's	3 0	
LAST 10 GAMES												
			80 N	Fairfield	0 1	262 H	Rider	3 1				
			223 H	Marist	1 0	48 H	Loyola (Md.)	0 1				
			234 H	Siena	1 2	305 A	St. Peter's	3 0				
			109 A	Niagara	1 2	278 A	Manhattan	1 0				
			279 A	Canisius	3 2	116 A	Long Island	1 2				

Non-Div. I Games:

Iona

Average RPI Win:	237	WON-LOST	WINNING	LAST 10	STRENGTH OF	OPP. STRENGTH	TEAM	ADJ	CONF.	ADJ CONF.	
Average RPI Loss:	98	RECORD	PCT. RANK	GAMES	SCHEDULE	OF SCHEDULE	RPI	RPI	RPI	RPI	
DIV. I ONLY	7-8-3	.47222	170	5-3-1	240	174	205	.45858	201	28	28
DIV. I NON-CONF.	3-6-2	.36364	218	1-1-0	167	122	196	.45563	196	23	23
<hr/>											
TOTALS	RPI 1-25	RPI 26-50		W-L RECORDS	RPI 51-100		RPI 101-150		RPI 150+		
7-8-3	0-0-0	0-2-0		OVERALL	0-3-0		0-1-0		7-2-3		
4-2-2	0-0-0	0-1-0		HOME	0-1-0		0-0-0		4-0-2		
3-5-0	0-0-0	0-1-0		AWAY	0-2-0		0-1-0		3-1-0		
0-1-1	0-0-0	0-0-0		NEUTRAL	0-0-0		0-0-0		0-1-1		
<hr/>											
3-6-2	0-0-0	0-2-0		NON-CONFERENCE	0-2-0		0-1-0		3-1-2		
2-2-1	0-0-0	0-1-0		HOME	0-1-0		0-0-0		2-0-1		
1-4-0	0-0-0	0-0-		AWAY	0-1-0		0-1-0		1-1-0		
0-0-1	0-0-0	0-0-0		NEUTRAL	0-0-0		0-0-0		0-0-1		
<hr/>											
4-2-1	0-0-0	0-0-0		CONFERENCE	0-1-0		0-0-0		4-1-1		
2-0-1	0-0-0	0-0-0		HOME	0-0-0		0-0-0		2-0-1		
2-1-0	0-0-0	0-0-0		AWAY	0-1-0		0-0-0		2-0-0		
0-1-0	0-0-0	0-0-0		NEUTRAL	0-0-0		0-0-0		0-1-0		
<hr/>											
RPI S	Opponent	Score	RPI S	Opponent	Score	RPI S	Opponent	Score	RPI S	Opponent	Score
			31 A	UTEP	0 1	77 A	St. Mary's (Cal.)	1 2	101 A	Pacific	0 1
			38 H	UC Riverside	0 3	86 A	Weber St.	1 4	151 H	Fresno St.	1 0
						93 H	Cal St. Northridge	1 4	156 N	Mississippi St.	0 0
									159 A	Nevada	0 3
									196 H	San Jose St.	2 2
									199 H	Northern Ariz.	2 1
									199 N	Northern Ariz.	1 2
									216 A	UC Davis	1 0
									235 H	Eastern Wash.	1 1
									260 A	Portland St.	2 1
									274 H	Montana	2 0
									275 A	Idaho St.	2 0
									286 H	Idaho	2 1
<hr/>											
LAST 10 GAMES											
			199 N	Northern Ariz.	1 2	199 H	Northern Ariz.	2 1			
			86 A	Weber St.	1 4	274 H	Montana	2 0			
			275 A	Idaho St.	2 0	235 H	Eastern Wash.	1 1			
			216 A	UC Davis	1 0	77 A	St. Mary's (Cal.)	1 2			
			260 A	Portland St.	2 1	101 A	Pacific	0 1			

Non-Div. I Games: Cal St. East Bay 5 1

Sacramento St.

Average RPI Win: 224		WON-LOST	WINNING	LAST 10	STRENGTH OF		OPP. STRENGTH	TEAM	ADJ	CONF.	ADJ CONF.						
Average RPI Loss: 141		RECORD	PCT. RANK	GAMES	SCHEDULE		OF SCHEDULE	RPI	RPI	RPI	RPI						
DIV. I ONLY		8-11-0	.42105	202	5-5-0		165	212	197	.45827	202	18	18				
DIV. I NON-CONF.		3-5-0	.375	209	0-0-0		151	230	199	.45081	203	20	20				
<hr/>																	
TOTALS		RPI 1-25		RPI 26-50		W-L RECORDS		RPI 51-100		RPI 101-150		RPI 150+					
8-11-0		0-0-0		0-0-0		OVERALL		1-4-0		0-3-0		7-4-0					
5-2-0		0-0-0		0-0-0		HOME		1-1-0		0-1-0		4-0-0					
2-8-0		0-0-0		0-0-0		AWAY		0-2-0		0-2-0		2-4-0					
1-1-0		0-0-0		0-0-0		NEUTRAL		0-1-0		0-0-0		1-0-0					
3-5-0		0-0-0		0-0-0		NON-CONFERENCE		0-1-0		0-2-0		3-2-0					
2-1-0		0-0-0		0-0-0		HOME		0-0-0		0-1-0		2-0-0					
0-4-0		0-0-0		0-0-		AWAY		0-1-0		0-1-0		0-2-0					
1-0-0		0-0-0		0-0-0		NEUTRAL		0-0-0		0-0-0		1-0-0					
5-6-0		0-0-0		0-0-0		CONFERENCE		1-3-0		0-1-0		4-2-0					
3-1-0		0-0-0		0-0-0		HOME		1-1-0		0-0-0		2-0-0					
2-4-0		0-0-0		0-0-0		AWAY		0-1-0		0-1-0		2-2-0					
0-1-0		0-0-0		0-0-0		NEUTRAL		0-1-0		0-0-0		0-0-0					
RPI	S	Opponent	Score	RPI	S	Opponent	Score	RPI	S	Opponent	Score	RPI	S	Opponent	Score		
								54	A	Clemson	1	4	115	A	Furman	0	2
								58	H	Davidson	0	1	122	H	Alabama A&M	1	2
								70	A	Western Caro.	0	2	147	A	Coastal Caro.	1	3
								89	H	UNC Greensboro	1	0	179	H	Appalachian St.	3	0
								89	N	UNC Greensboro	0	2	181	A	Col. of Charleston	0	5
													221	A	Elon	2	1
													227	A	Tennessee Tech	2	3
													228	H	Jacksonville St.	2	1
													239	A	Tenn.-Martin	0	6
													248	N	Charleston So.	1	0
													250	H	Arkansas St.	3	0
													251	A	Wofford	0	1
													287	A	Ga. Southern	2	0
													288	H	Citadel	4	0
<hr/>																	
LAST 10 GAMES																	
				89	N	UNC Greensboro	0	2	221	A	Elon	2	1				
				181	A	Col. of Charleston	0	5	89	H	UNC Greensboro	1	0				
				251	A	Wofford	0	1	287	A	Ga. Southern	2	0				
				70	A	Western Caro.	0	2	115	A	Furman	0	2				
				179	H	Appalachian St.	3	0	288	H	Citadel	4	0				

Non-Div. I Games:

Chattanooga

Average RPI Win: 196		WON-LOST RECORD	WINNING PCT. RANK		LAST 10 GAMES	STRENGTH OF SCHEDULE	OPP. STRENGTH OF SCHEDULE	TEAM RPI	ADJ RPI	CONF. RPI	ADJ CONF. RPI								
Average RPI Loss: 85																			
DIV. I ONLY		3-12-4	.26316	271	2-7-1	105	78	208	.45795	203	5	5							
DIV. I NON-CONF.		2-5-2	.33333	231	1-0-0	174	172	226	.44249	220	4	4							
<hr/>																			
TOTALS		RPI 1-25		RPI 26-50		W-L RECORDS		RPI 51-100		RPI 101-150		RPI 150+							
3-12-4		0-1-0		1-3-1		OVERALL		0-3-2		0-3-1		2-2-0							
0-5-3		0-0-0		0-2-1		HOME		0-3-1		0-0-1		0-0-0							
3-7-1		0-1-0		1-1-0		AWAY		0-0-1		0-3-0		2-2-0							
0-0-0		0-0-0		0-0-0		NEUTRAL		0-0-0		0-0-0		0-0-0							
2-5-2		0-0-0		0-1-0		NON-CONFERENCE		0-2-1		0-0-1		2-2-0							
0-3-1		0-0-0		0-1-0		HOME		0-2-0		0-0-1		0-0-0							
2-2-1		0-0-0		0-0-		AWAY		0-0-1		0-0-0		2-2-0							
0-0-0		0-0-0		0-0-0		NEUTRAL		0-0-0		0-0-0		0-0-0							
1-7-2		0-1-0		1-2-1		CONFERENCE		0-1-1		0-3-0		0-0-0							
0-2-2		0-0-0		0-1-1		HOME		0-1-1		0-0-0		0-0-0							
1-5-0		0-1-0		1-1-0		AWAY		0-0-0		0-3-0		0-0-0							
0-0-0		0-0-0		0-0-0		NEUTRAL		0-0-0		0-0-0		0-0-0							
RPI	S	Opponent	Score		RPI	S	Opponent	Score		RPI	S	Opponent	Score						
3	A	Penn St.	0	8	36	A	Illinois	1	4	65	H	Iowa St.	1	2	104	A	Indiana	2	3
					37	H	Wisconsin	2	2	67	H	Michigan	1	4	112	A	Minnesota	0	1
					39	H	Michigan St.	1	4	81	H	Missouri	0	5	113	H	Oklahoma St.	1	1
					42	A	Purdue	2	1	90	A	Missouri St.	1	1	132	A	Ohio St.	0	3
					50	H	Oklahoma	0	2	97	H	Northwestern	2	2	153	A	Southeast Mo. St.	1	2
															174	A	Colorado Col.	0	1
															256	A	Air Force	3	2
															291	A	UNI	5	2
<hr/>																			
LAST 10 GAMES																			
36	A	Illinois	1	4	3	A	Penn St.	0	8										
104	A	Indiana	2	3	112	A	Minnesota	0	1										
42	A	Purdue	2	1	291	A	UNI	5	2										
67	H	Michigan	1	4	132	A	Ohio St.	0	3										
39	H	Michigan St.	1	4	97	H	Northwestern	2	2										

Non-Div. I Games:

Iowa

Average RPI Win:	238	WON-LOST RECORD	WINNING PCT. RANK	LAST 10 GAMES	STRENGTH OF SCHEDULE	OPP. STRENGTH OF SCHEDULE	TEAM RPI	ADJ RPI	CONF. RPI	ADJ CONF. RPI		
Average RPI Loss:	184											
DIV. I ONLY	5-4-6	.53333	129	4-2-3	260	256	202	.45752	204	21	21	
DIV. I NON-CONF.	2-2-4	.5	141	1-0-2	270	254	236	.43157	235	22	22	
<hr/>												
TOTALS	RPI 1-25	RPI 26-50		W-L RECORDS		RPI 51-100		RPI 101-150		RPI 150+		
5-4-6	0-0-0	0-0-0		OVERALL		0-0-0		0-1-1		5-3-5		
3-0-3	0-0-0	0-0-0		HOME		0-0-0		0-0-1		3-0-2		
2-3-3	0-0-0	0-0-0		AWAY		0-0-0		0-1-0		2-2-3		
0-1-0	0-0-0	0-0-0		NEUTRAL		0-0-0		0-0-0		0-1-0		
<hr/>												
2-2-4	0-0-0	0-0-0		NON-CONFERENCE		0-0-0		0-0-1		2-2-3		
1-0-2	0-0-0	0-0-0		HOME		0-0-0		0-0-1		1-0-1		
1-2-2	0-0-0	0-0-		AWAY		0-0-0		0-0-0		1-2-2		
0-0-0	0-0-0	0-0-0		NEUTRAL		0-0-0		0-0-0		0-0-0		
<hr/>												
3-2-2	0-0-0	0-0-0		CONFERENCE		0-0-0		0-1-0		3-1-2		
2-0-1	0-0-0	0-0-0		HOME		0-0-0		0-0-0		2-0-1		
1-1-1	0-0-0	0-0-0		AWAY		0-0-0		0-1-0		1-0-1		
0-1-0	0-0-0	0-0-0		NEUTRAL		0-0-0		0-0-0		0-1-0		
<hr/>												
RPI	S	Opponent	Score	RPI	S	Opponent	Score	RPI	S	Opponent	Score	
								118	A	Oakland	0	2
								127	H	North Dakota St.	1	1
								161	H	Valparaiso	1	0
								161	N	Valparaiso	0	2
								165	A	Western Ill.	2	2
								169	A	Indiana St.	2	2
								193	H	Oral Roberts	2	1
								195	H	Boise St.	1	1
								199	A	Northern Ariz.	0	1
								210	A	Utah St.	1	1
								257	A	Utah Valley St.	1	2
								265	A	Centenary (La.)	2	0
								275	H	Idaho St.	1	0
								281	H	IUPUI	0	0
								294	A	Cleveland St.	2	0
<hr/>												
LAST 10 GAMES												
161 N Valparaiso				0	2	127 H North Dakota St.				1	1	
161 H Valparaiso				1	0	193 H Oral Roberts				2	1	
265 A Centenary (La.)				2	0	169 A Indiana St.				2	2	
294 A Cleveland St.				2	0	165 A Western Ill.				2	2	
118 A Oakland				0	2	195 H Boise St.				1	1	

Non-Div. I Games: LSU-Shreveport 2 1 Cal Baptist 4 0

Southern Utah

Average RPI Win: 255		WON-LOST RECORD		WINNING PCT. RANK		LAST 10 GAMES		STRENGTH OF SCHEDULE		OPP. STRENGTH OF SCHEDULE		TEAM RPI		ADJ RPI		CONF. RPI		ADJ CONF. RPI	
Average RPI Loss: 140																			
DIV. I ONLY		8-11-1		.425 194		4-6-0		166		262		204		.45677 205		22		23	
DIV. I NON-CONF.		4-6-1		.40909 199		1-2-0		180		235		200		.45266 201		28		28	
TOTALS		RPI 1-25		RPI 26-50		W-L RECORDS		RPI 51-100		RPI 101-150		RPI 150+							
8-11-1		0-0-0		0-0-0		OVERALL		0-3-0		0-6-0		8-2-1							
5-4-1		0-0-0		0-0-0		HOME		0-1-0		0-2-0		5-1-1							
2-5-0		0-0-0		0-0-0		AWAY		0-2-0		0-2-0		2-1-0							
1-2-0		0-0-0		0-0-0		NEUTRAL		0-0-0		0-2-0		1-0-0							
4-6-1		0-0-0		0-0-0		NON-CONFERENCE		0-3-0		0-2-0		4-1-1							
3-2-1		0-0-0		0-0-0		HOME		0-1-0		0-0-0		3-1-1							
0-3-0		0-0-0		0-0-		AWAY		0-2-0		0-1-0		0-0-0							
1-1-0		0-0-0		0-0-0		NEUTRAL		0-0-0		0-1-0		1-0-0							
4-5-0		0-0-0		0-0-0		CONFERENCE		0-0-0		0-4-0		4-1-0							
2-2-0		0-0-0		0-0-0		HOME		0-0-0		0-2-0		2-0-0							
2-2-0		0-0-0		0-0-0		AWAY		0-0-0		0-1-0		2-1-0							
0-1-0		0-0-0		0-0-0		NEUTRAL		0-0-0		0-1-0		0-0-0							
RPI S	Opponent	Score		RPI S	Opponent	Score		RPI S	Opponent	Score		RPI S	Opponent	Score					
								87 A	Middle Tenn.	0	2	117 A	UAB	1	4				
								92 H	Samford	1	2	122 N	Alabama A&M	0	1				
								98 A	South Ala.	1	2	134 H	UNC Asheville	0	1				
												136 H	Liberty	0	1				
												136 N	Liberty	1	4				
												147 A	Coastal Caro.	1	7				
												161 H	LSU	1	1				
												217 H	Radford	2	0				
												227 H	Tennessee Tech	1	2				
												228 H	Jacksonville St.	1	0				
												230 A	High Point	2	0				
												232 H	Troy	2	1				
												240 H	Winthrop	2	1				
												248 A	Charleston So.	1	2				
												292 N	Southeastern La.	2	1				
												295 A	VMI	3	1				
												303 H	Lipscomb	4	0				
LAST 10 GAMES																			
								136 N	Liberty	1	4	232 H	Troy	2	1				
								230 A	High Point	2	0	147 A	Coastal Caro.	1	7				
								295 A	VMI	3	1	248 A	Charleston So.	1	2				
								92 H	Samford	1	2	227 H	Tennessee Tech	1	2				
								136 H	Liberty	0	1	240 H	Winthrop	2	1				

Non-Div. I Games:

Birmingham-So.

Average RPI Win: 253		WON-LOST	WINNING	LAST 10	STRENGTH OF		OPP. STRENGTH	TEAM	ADJ	CONF.	ADJ CONF.
Average RPI Loss: 159		RECORD	PCT. RANK	GAMES	SCHEDULE		OF SCHEDULE	RPI	RPI	RPI	RPI
DIV. I ONLY		7-8-2	.47059	175	4-4-2		197	276	198	.45505	206
DIV. I NON-CONF.		2-4-0	.33333	231	0-0-0		109	261	194	.45688	195
TOTALS		RPI 1-25	RPI 26-50		W-L RECORDS		RPI 51-100		RPI 101-150		RPI 150+
7-8-2		0-0-0	0-0-0		OVERALL		0-2-0		0-2-0		7-4-2
4-1-2		0-0-0	0-0-0		HOME		0-0-0		0-0-0		4-1-2
3-6-0		0-0-0	0-0-0		AWAY		0-1-0		0-2-0		3-3-0
0-1-0		0-0-0	0-0-0		NEUTRAL		0-1-0		0-0-0		0-0-0
2-4-0		0-0-0	0-0-0		NON-CONFERENCE		0-1-0		0-1-0		2-2-0
1-0-0		0-0-0	0-0-0		HOME		0-0-0		0-0-0		1-0-0
1-3-0		0-0-0	0-0-		AWAY		0-0-0		0-1-0		1-2-0
0-1-0		0-0-0	0-0-0		NEUTRAL		0-1-0		0-0-0		0-0-0
5-4-2		0-0-0	0-0-0		CONFERENCE		0-1-0		0-1-0		5-2-2
3-1-2		0-0-0	0-0-0		HOME		0-0-0		0-0-0		3-1-2
2-3-0		0-0-0	0-0-0		AWAY		0-1-0		0-1-0		2-1-0
0-0-0		0-0-0	0-0-0		NEUTRAL		0-0-0		0-0-0		0-0-0
RPI S	Opponent	Score	RPI S	Opponent	Score	RPI S	Opponent	Score	RPI S	Opponent	Score
						51 A	Fla. Atlantic	0 4	115 A	Furman	1 2
						70 N	Western Caro.	0 1	145 A	Kennesaw St.	0 4
									176 H	Campbell	1 1
									179 A	Appalachian St.	0 2
									217 A	Radford	1 3
									219 H	Jacksonville	4 1
									238 A	Stetson	4 1
									238 H	Stetson	0 1
									240 H	Winthrop	2 0
									245 A	East Tenn. St.	2 1
									255 H	North Fla.	1 1
									259 A	Austin Peay	1 0
									260 A	Mercer	1 2
									268 H	Belmont	3 0
									303 H	Lipscomb	4 0
LAST 10 GAMES											
						238 H	Stetson	0 1	145 A	Kennesaw St.	0 4
						176 H	Campbell	1 1	51 A	Fla. Atlantic	0 4
						219 H	Jacksonville	4 1	268 H	Belmont	3 0
						255 H	North Fla.	1 1	303 H	Lipscomb	4 0
						245 A	East Tenn. St.	2 1	260 A	Mercer	1 2

Non-Div. I Games:

Gardner-Webb

Average RPI Win: 212		WON-LOST	WINNING	LAST 10	STRENGTH OF		OPP. STRENGTH	TEAM	ADJ	CONF.	ADJ CONF.
Average RPI Loss: 158		RECORD	PCT. RANK	GAMES	SCHEDULE		OF SCHEDULE	RPI	RPI	RPI	RPI
DIV. I ONLY		9-8-1	.52778	130	4-5-1		276	209	206	.45449	207
DIV. I NON-CONF.		6-3-0	.66667	62	1-0-0		258	233	157	.48507	159
TOTALS		RPI 1-25	RPI 26-50		W-L RECORDS		RPI 51-100		RPI 101-150		RPI 150+
9-8-1	0-0-0	0-1-0		OVERALL		0-1-0		1-2-0		8-4-1	
5-1-1	0-0-0	0-0-0		HOME		0-0-0		1-0-0		4-1-1	
3-6-0	0-0-0	0-1-0		AWAY		0-1-0		0-2-0		3-2-0	
1-1-0	0-0-0	0-0-0		NEUTRAL		0-0-0		0-0-0		1-1-0	
6-3-0	0-0-0	0-1-0		NON-CONFERENCE		0-0-0		0-0-0		6-2-0	
2-1-0	0-0-0	0-0-0		HOME		0-0-0		0-0-0		2-1-0	
3-1-0	0-0-0	0-0-		AWAY		0-0-0		0-0-0		3-0-0	
1-1-0	0-0-0	0-0-0		NEUTRAL		0-0-0		0-0-0		1-1-0	
3-5-1	0-0-0	0-0-0		CONFERENCE		0-1-0		1-2-0		2-2-1	
3-0-1	0-0-0	0-0-0		HOME		0-0-0		1-0-0		2-0-1	
0-5-0	0-0-0	0-0-0		AWAY		0-1-0		0-2-0		0-2-0	
0-0-0	0-0-0	0-0-0		NEUTRAL		0-0-0		0-0-0		0-0-0	
RPI S	Opponent	Score	RPI S	Opponent	Score	RPI S	Opponent	Score	RPI S	Opponent	Score
			33 A	Hofstra	1 7	96 A	Rhode Island	0 4	108 A	Richmond	0 1
									126 H	Dayton	2 1
									129 A	Charlotte	0 7
									152 N	New Hampshire	3 2
									170 H	St. Joseph's	1 0
									171 N	Brown	1 4
									172 A	Massachusetts	0 1
									194 H	Xavier	3 0
									200 A	Iona	1 0
									229 H	Stony Brook	5 1
									269 H	Temple	1 1
									271 A	Quinnipiac	3 2
									276 A	St. Bonaventure	2 3
									278 H	Manhattan	0 2
									284 A	Lafayette	2 0
									285 H	Wagner	3 0
LAST 10 GAMES											
			269 H	Temple	1 1	108 A	Richmond	0 1			
			170 H	St. Joseph's	1 0	129 A	Charlotte	0 7			
			126 H	Dayton	2 1	172 A	Massachusetts	0 1			
			194 H	Xavier	3 0	284 A	Lafayette	2 0			
			276 A	St. Bonaventure	2 3	96 A	Rhode Island	0 4			

Non-Div. I Games:

Fordham

Average RPI Win: 267		WON-LOST RECORD		WINNING PCT. RANK		LAST 10 GAMES		STRENGTH OF SCHEDULE		OPP. STRENGTH OF SCHEDULE		TEAM RPI		ADJ RPI		CONF. RPI		ADJ CONF. RPI	
DIV. I ONLY		9-9-2		.5 144		3-5-2		242		281		207		.45003 208		29		29	
DIV. I NON-CONF.		7-5-0		.58333 105		1-1-0		161		264		135		.50024 139		29		29	
TOTALS		RPI 1-25		RPI 26-50		W-L RECORDS		RPI 51-100		RPI 101-150		RPI 150+							
9-9-2		0-0-0		0-1-0		OVERALL		0-2-0		0-2-0		9-4-2							
4-4-1		0-0-0		0-0-0		HOME		0-0-0		0-2-0		4-2-1							
3-4-0		0-0-0		0-1-0		AWAY		0-2-0		0-0-0		3-1-0							
2-1-1		0-0-0		0-0-0		NEUTRAL		0-0-0		0-0-0		2-1-1							
7-5-0		0-0-0		0-1-0		NON-CONFERENCE		0-2-0		0-1-0		7-1-0							
4-2-0		0-0-0		0-0-0		HOME		0-0-0		0-1-0		4-1-0							
1-3-0		0-0-0		0-0-		AWAY		0-2-0		0-0-0		1-0-0							
2-0-0		0-0-0		0-0-0		NEUTRAL		0-0-0		0-0-0		2-0-0							
2-4-2		0-0-0		0-0-0		CONFERENCE		0-0-0		0-1-0		2-3-2							
0-2-1		0-0-0		0-0-0		HOME		0-0-0		0-1-0		0-1-1							
2-1-0		0-0-0		0-0-0		AWAY		0-0-0		0-0-0		2-1-0							
0-1-1		0-0-0		0-0-0		NEUTRAL		0-0-0		0-0-0		0-1-1							
RPI	S	Opponent		Score		RPI	S	Opponent		Score		RPI	S	Opponent		Score			
						31	A	UTEP	1	5									
												66	A	Georgia	0	5			

Non-Div. I Games:

La.-Monroe

Average RPI Win: 182		WON-LOST	WINNING	LAST 10	STRENGTH OF		OPP. STRENGTH	TEAM	ADJ		CONF.	ADJ CONF.
Average RPI Loss: 161		RECORD	PCT. RANK	GAMES	SCHEDULE		OF SCHEDULE	RPI	RPI		RPI	RPI
DIV. I ONLY		7-10-3	.425	194	221		161	209	.44818		209	17
DIV. I NON-CONF.		1-5-1	.21429	267	259		123	277	.38101		275	17
TOTALS		RPI 1-25	RPI 26-50		W-L RECORDS		RPI 51-100		RPI 101-150		RPI 150+	
7-10-3		0-0-0	0-0-0		OVERALL		1-2-0		1-2-1		5-6-2	
4-2-2		0-0-0	0-0-0		HOME		1-1-0		0-0-0		3-1-2	
3-7-1		0-0-0	0-0-0		AWAY		0-1-0		1-2-1		2-4-0	
0-1-0		0-0-0	0-0-0		NEUTRAL		0-0-0		0-0-0		0-1-0	
1-5-1		0-0-0	0-0-0		NON-CONFERENCE		0-1-0		0-1-1		1-3-0	
1-1-0		0-0-0	0-0-0		HOME		0-0-0		0-0-0		1-1-0	
0-4-1		0-0-0	0-0-		AWAY		0-1-0		0-1-1		0-2-0	
0-0-0		0-0-0	0-0-0		NEUTRAL		0-0-0		0-0-0		0-0-0	
6-5-2		0-0-0	0-0-0		CONFERENCE		1-1-0		1-1-0		4-3-2	
3-1-2		0-0-0	0-0-0		HOME		1-1-0		0-0-0		2-0-2	
3-3-0		0-0-0	0-0-0		AWAY		0-0-0		1-1-0		2-2-0	
0-1-0		0-0-0	0-0-0		NEUTRAL		0-0-0		0-0-0		0-1-0	
RPI S	Opponent	Score	RPI S	Opponent	Score	RPI S	Opponent	Score	RPI S	Opponent	Score	
						85 H	Ball St.	1 0	110 A	Illinois St.	1 1	
						94 H	Bowling Green	1 2	128 A	DePaul	0 2	
						97 A	Northwestern	1 2	131 A	Western Mich.	1 0	
									131 A	Western Mich.	1 2	
									154 H	Toledo	0 0	
									155 H	Kent St.	1 1	
									155 N	Kent St.	0 1	
									160 H	Miami (Ohio)	1 0	
									161 H	Valparaiso	2 1	
									174 A	Colorado Col.	1 4	
									177 H	Cincinnati	0 1	
									185 A	Eastern Mich.	1 4	
									211 A	Northern Ill.	0 2	
									213 H	Buffalo	1 0	
									253 A	Akron	2 1	
									256 A	Air Force	0 2	
									270 A	Ohio	2 1	
LAST 10 GAMES												
						155 N	Kent St.	0 1	131 A	Western Mich.	1 2	
						131 A	Western Mich.	1 0	211 A	Northern Ill.	0 2	
						185 A	Eastern Mich.	1 4	160 H	Miami (Ohio)	1 0	
						154 H	Toledo	0 0	85 H	Ball St.	1 0	
						94 H	Bowling Green	1 2	213 H	Buffalo	1 0	

Non-Div. I Games:

Central Mich.

Average RPI Win: 231		WON-LOST RECORD		WINNING PCT. RANK		LAST 10 GAMES		STRENGTH OF SCHEDULE		OPP. STRENGTH OF SCHEDULE		TEAM RPI		ADJ RPI		CONF. RPI		ADJ CONF. RPI	
DIV. I ONLY		7-9-4		.45	180	5-4-1		238		190		211		.4473	210	23		22	
DIV. I NON-CONF.		3-6-3		.375	209	1-1-0		208		175		224		.44032	222	21		21	
TOTALS		RPI 1-25		RPI 26-50		W-L RECORDS		RPI 51-100		RPI 101-150		RPI 150+							
7-9-4		0-1-0		0-2-0		OVERALL		0-2-0		1-0-0		6-4-4							
6-3-2		0-0-0		0-2-0		HOME		0-1-0		1-0-0		5-0-2							
1-5-1		0-1-0		0-0-0		AWAY		0-1-0		0-0-0		1-3-1							
0-1-1		0-0-0		0-0-0		NEUTRAL		0-0-0		0-0-0		0-1-1							
3-6-3		0-1-0		0-2-0		NON-CONFERENCE		0-2-0		0-0-0		3-1-3							
2-3-2		0-0-0		0-2-0		HOME		0-1-0		0-0-0		2-0-2							
1-3-0		0-1-0		0-0-		AWAY		0-1-0		0-0-0		1-1-0							
0-0-1		0-0-0		0-0-0		NEUTRAL		0-0-0		0-0-0		0-0-1							
4-3-1		0-0-0		0-0-0		CONFERENCE		0-0-0		1-0-0		3-3-1							
4-0-0		0-0-0		0-0-0		HOME		0-0-0		1-0-0		3-0-0							
0-2-1		0-0-0		0-0-0		AWAY		0-0-0		0-0-0		0-2-1							
0-1-0		0-0-0		0-0-0		NEUTRAL		0-0-0		0-0-0		0-1-0							
RPI	S	Opponent		Score		RPI	S	Opponent		Score		RPI	S	Opponent		Score			
18	A	Brigham Young		0	5	47	H	Gonzaga		1	2	61	H	Utah		0	3		
						49	H	UNLV		1	2	86	A	Weber St.		0	1		
														149	H	Hawaii	2	1	
														151	A	Fresno St.	0	0	
														151	N	Fresno St.	1	2	
														159	A	Nevada	1	2	
														173	H	San Francisco	3	1	
														195	H	Boise St.	4	0	
														196	A	San Jose St.	2	4	
														204	H	Southern Utah	1	1	
														256	N	Air Force	0	0	
														257	A	Utah Valley St.	2	1	
														260	H	Portland St.	1	1	
														274	A	Montana	1	2	
														275	H	Idaho St.	2	0	
														280	H	Louisiana Tech	2	0	
														286	H	Idaho	2	0	
LAST 10 GAMES																			
						151	N	Fresno St.		1	2	149	H	Hawaii		2	1		
						286	H	Idaho		2	0	196	A	San Jose St.		2	4		
						195	H	Boise St.		4	0	280	H	Louisiana Tech		2	0		
						151	A	Fresno St.		0	0	257	A	Utah Valley St.		2	1		
						159	A	Nevada		1	2	86	A	Weber St.		0	1		

Non-Div. I Games:

Utah St.

Average RPI Win: 209		WON-LOST	WINNING	LAST 10	STRENGTH OF		OPP. STRENGTH	TEAM	ADJ	CONF.	ADJ CONF.
Average RPI Loss: 136		RECORD	PCT. RANK	GAMES	SCHEDULE		OF SCHEDULE	RPI	RPI	RPI	RPI
DIV. I ONLY		5-11-2	.33333	234	3-7-0		130	184	212	.44724	211
DIV. I NON-CONF.		2-3-2	.42857	190	0-0-0		72	169	124	.50831	124
TOTALS		RPI 1-25	RPI 26-50		W-L RECORDS		RPI 51-100		RPI 101-150		RPI 150+
5-11-2	0-0-0	0-0-0		OVERALL		0-4-0		1-2-1		4-5-1	
4-5-1	0-0-0	0-0-0		HOME		0-1-0		0-2-1		4-2-0	
1-5-1	0-0-0	0-0-0		AWAY		0-2-0		1-0-0		0-3-1	
0-1-0	0-0-0	0-0-0		NEUTRAL		0-1-0		0-0-0		0-0-0	
2-3-2	0-0-0	0-0-0		NON-CONFERENCE		0-2-0		1-1-1		1-0-1	
1-1-1	0-0-0	0-0-0		HOME		0-0-0		0-1-1		1-0-0	
1-1-1	0-0-0	0-0-		AWAY		0-1-0		1-0-0		0-0-1	
0-1-0	0-0-0	0-0-0		NEUTRAL		0-1-0		0-0-0		0-0-0	
3-8-0	0-0-0	0-0-0		CONFERENCE		0-2-0		0-1-0		3-5-0	
3-4-0	0-0-0	0-0-0		HOME		0-1-0		0-1-0		3-2-0	
0-4-0	0-0-0	0-0-0		AWAY		0-1-0		0-0-0		0-3-0	
0-0-0	0-0-0	0-0-0		NEUTRAL		0-0-0		0-0-0		0-0-0	
RPI S	Opponent	Score	RPI S	Opponent	Score	RPI S	Opponent	Score	RPI S	Opponent	Score
						82 N	Drake	0 1	110 H	Illinois St.	1 1
						85 A	Ball St.	0 2	128 A	DePaul	1 0
						88 A	Creighton	0 1	131 H	Western Mich.	1 2
						94 H	Bowling Green	1 3	150 H	Wright St.	2 3
									154 H	Toledo	0 1
									155 A	Kent St.	0 1
									160 A	Miami (Ohio)	0 1
									165 A	Western Ill.	1 1
									185 H	Eastern Mich.	1 2
									186 H	Wis.-Green Bay	2 1
									209 H	Central Mich.	2 0
									213 A	Buffalo	2 3
									253 H	Akron	1 0
									270 H	Ohio	3 2
									154 H	Toledo	0 1
LAST 10 GAMES											
						131 H	Western Mich.	1 2	213 A	Buffalo	2 3
						160 A	Miami (Ohio)	0 1	155 A	Kent St.	0 1
						85 A	Ball St.	0 2	253 H	Akron	1 0
						185 H	Eastern Mich.	1 2	270 H	Ohio	3 2
						209 H	Central Mich.	2 0	154 H	Toledo	0 1

Non-Div. I Games:

Northern Ill.

Average RPI Win:	251	WON-LOST	WINNING	LAST 10	STRENGTH OF	OPP. STRENGTH	TEAM	ADJ	CONF.	ADJ CONF.	
Average RPI Loss:	103	RECORD	PCT. RANK	GAMES	SCHEDULE	OF SCHEDULE	RPI	RPI	RPI	RPI	
DIV. I ONLY	4-8-4	.375	215	2-7-1	199	159	220	.44688	212	16	16
DIV. I NON-CONF.	2-3-3	.4375	185	0-2-0	189	186	189	.46238	188	15	15
<hr/>											
TOTALS	RPI 1-25	RPI 26-50		W-L RECORDS	RPI 51-100		RPI 101-150		RPI 150+		
4-8-4	0-0-0	0-1-0		OVERALL	0-4-1		0-1-0		4-2-3		
2-3-3	0-0-0	0-1-0		HOME	0-1-1		0-1-0		2-0-2		
1-5-1	0-0-0	0-0-0		AWAY	0-3-0		0-0-0		1-2-1		
1-0-0	0-0-0	0-0-0		NEUTRAL	0-0-0		0-0-0		1-0-0		
<hr/>											
2-3-3	0-0-0	0-0-0		NON-CONFERENCE	0-2-1		0-0-0		2-1-2		
2-1-3	0-0-0	0-0-0		HOME	0-1-1		0-0-0		2-0-2		
0-2-0	0-0-0	0-0-		AWAY	0-1-0		0-0-0		0-1-0		
0-0-0	0-0-0	0-0-0		NEUTRAL	0-0-0		0-0-0		0-0-0		
<hr/>											
2-5-1	0-0-0	0-1-0		CONFERENCE	0-2-0		0-1-0		2-1-1		
0-2-0	0-0-0	0-1-0		HOME	0-0-0		0-1-0		0-0-0		
1-3-1	0-0-0	0-0-0		AWAY	0-2-0		0-0-0		1-1-1		
1-0-0	0-0-0	0-0-0		NEUTRAL	0-0-0		0-0-0		1-0-0		
<hr/>											
RPI S	Opponent	Score	RPI S	Opponent	Score	RPI S	Opponent	Score	RPI S	Opponent	Score
			41 H	North Texas	0 1	51 H	Fla. Atlantic	0 1	111 H	Denver	1 2
			73 A	UCF	0 4	180 A	Western Ky.	0 2			
			87 A	Middle Tenn.	0 3	181 A	Col. of Charleston	0 2			
			98 A	South Ala.	0 3	228 H	Jacksonville St.	3 0			
			100 H	Miami (Fla.)	0 0	229 H	Stony Brook	1 1			
			242 N	La.-Lafayette	2 1						
			250 A	Arkansas St.	1 1						
			251 H	Wofford	2 1						
			255 H	North Fla.	0 0						
			282 A	Ark.-Little Rock	1 0						
			LAST 10 GAMES								
			98 A	South Ala.	0 3	111 H	Denver	1 2			
			242 N	La.-Lafayette	2 1	250 A	Arkansas St.	1 1			
			180 A	Western Ky.	0 2	282 A	Ark.-Little Rock	1 0			
			87 A	Middle Tenn.	0 3	73 A	UCF	0 4			
			41 H	North Texas	0 1	51 H	Fla. Atlantic	0 1			

Non-Div. I Games:

Florida Int'l

Average RPI Win: 197		WON-LOST	WINNING	LAST 10	STRENGTH OF		OPP. STRENGTH	TEAM	ADJ	CONF.	ADJ CONF.
Average RPI Loss: 148		RECORD	PCT. RANK	GAMES	SCHEDULE		OF SCHEDULE	RPI	RPI	RPI	RPI
DIV. I ONLY		5-11-2	.33333	234	3-6-1		114	241	210	.44677	213
DIV. I NON-CONF.		2-4-1	.35714	219	0-0-0		53	272	153	.49131	154
TOTALS		RPI 1-25	RPI 26-50		W-L RECORDS		RPI 51-100		RPI 101-150		RPI 150+
5-11-2	0-0-0	0-0-0		OVERALL		1-3-0		1-2-0		3-6-2	
3-4-1	0-0-0	0-0-0		HOME		1-0-0		0-2-0		2-2-1	
2-6-0	0-0-0	0-0-0		AWAY		0-2-0		1-0-0		1-4-0	
0-1-1	0-0-0	0-0-0		NEUTRAL		0-1-0		0-0-0		0-0-1	
2-4-1	0-0-0	0-0-0		NON-CONFERENCE		0-2-0		1-1-0		1-1-1	
0-1-0	0-0-0	0-0-0		HOME		0-0-0		0-1-0		0-0-0	
2-2-0	0-0-0	0-0-		AWAY		0-1-0		1-0-0		1-1-0	
0-1-1	0-0-0	0-0-0		NEUTRAL		0-1-0		0-0-0		0-0-1	
3-7-1	0-0-0	0-0-0		CONFERENCE		1-1-0		0-1-0		2-5-1	
3-3-1	0-0-0	0-0-0		HOME		1-0-0		0-1-0		2-2-1	
0-4-0	0-0-0	0-0-0		AWAY		0-1-0		0-0-0		0-3-0	
0-0-0	0-0-0	0-0-0		NEUTRAL		0-0-0		0-0-0		0-0-0	
RPI S	Opponent	Score	RPI S	Opponent	Score	RPI S	Opponent	Score	RPI S	Opponent	Score
						71 N	Lehigh	0 2	109 H	Niagara	0 1
						73 A	UCF	1 2	131 H	Western Mich.	0 2
						85 H	Ball St.	1 0	142 A	Army	3 2
						94 A	Bowling Green	0 4	154 A	Toledo	0 3
									155 H	Kent St.	0 0
									160 H	Miami (Ohio)	0 2
									184 A	Cornell	1 2
									185 A	Eastern Mich.	0 3
									209 A	Central Mich.	0 1
									211 H	Northern Ill.	3 2
									219 N	Jacksonville	2 2
									253 H	Akron	0 1
									270 H	Ohio	1 0
									279 A	Canisius	2 1
LAST 10 GAMES											
						155 H	Kent St.	0 0	211 H	Northern Ill.	3 2
						270 H	Ohio	1 0	131 H	Western Mich.	0 2
						253 H	Akron	0 1	209 A	Central Mich.	0 1
						94 A	Bowling Green	0 4	185 A	Eastern Mich.	0 3
						154 A	Toledo	0 3	85 H	Ball St.	1 0

Non-Div. I Games:

Buffalo

Average RPI Win:	262	WON-LOST RECORD	WINNING PCT. RANK	LAST 10 GAMES	STRENGTH OF SCHEDULE	OPP. STRENGTH OF SCHEDULE	TEAM RPI	ADJ RPI	CONF. RPI	ADJ CONF. RPI		
DIV. I ONLY		11-7-3	.59524	92	5-3-2	297	265	214	.4465	214	27	26
DIV. I NON-CONF.		6-4-1	.59091	100	0-0-0	300	253	253	.41275	253	27	27
<hr/>												
TOTALS	RPI 1-25	RPI 26-50		W-L RECORDS		RPI 51-100		RPI 101-150		RPI 150+		
11-7-3	0-0-0	0-1-0		OVERALL		0-0-0		1-3-0		10-3-3		
6-0-2	0-0-0	0-0-0		HOME		0-0-0		1-0-0		5-0-2		
3-6-1	0-0-0	0-1-0		AWAY		0-0-0		0-2-0		3-3-1		
2-1-0	0-0-0	0-0-0		NEUTRAL		0-0-0		0-1-0		2-0-0		
<hr/>												
6-4-1	0-0-0	0-0-0		NON-CONFERENCE		0-0-0		1-1-0		5-3-1		
3-0-0	0-0-0	0-0-0		HOME		0-0-0		1-0-0		2-0-0		
1-4-1	0-0-0	0-0-		AWAY		0-0-0		0-1-0		1-3-1		
2-0-0	0-0-0	0-0-0		NEUTRAL		0-0-0		0-0-0		2-0-0		
<hr/>												
5-3-2	0-0-0	0-1-0		CONFERENCE		0-0-0		0-2-0		5-0-2		
3-0-2	0-0-0	0-0-0		HOME		0-0-0		0-0-0		3-0-2		
2-2-0	0-0-0	0-1-0		AWAY		0-0-0		0-1-0		2-0-0		
0-1-0	0-0-0	0-0-0		NEUTRAL		0-0-0		0-1-0		0-0-0		
<hr/>												
RPI	S	Opponent	Score	RPI	S	Opponent	Score	RPI	S	Opponent	Score	
				32	A	Central Conn. St.	1 2					
								102	A	Bucknell	2 3	
								105	H	Duquesne	1 0	
								116	A	Long Island	1 2	
								116	N	Long Island	0 1	
								158	A	Towson	1 2	
								191	H	Sacred Heart	0 0	
								220	H	Fairleigh Dickinson	1 1	
								229	A	Stony Brook	0 2	
								231	H	Monmouth	1 0	
								238	N	Stetson	1 0	
								241	A	George Washington	0 3	
								253	A	Akron	0 0	
								271	A	Quinnipiac	4 0	
								279	N	Canisius	1 0	
								283	H	Robert Morris	1 0	
								285	A	Wagner	2 1	
								290	H	Mt. St. Mary's	2 1	
								294	H	Cleveland St.	3 0	
								299	A	Youngstown St.	1 0	
								308	H	Delaware St.	7 0	
<hr/>												
				LAST 10 GAMES								
				116	N	Long Island	0 1	220	H	Fairleigh Dickinson	1 1	
				283	H	Robert Morris	1 0	116	A	Long Island	1 2	
				271	A	Quinnipiac	4 0	285	A	Wagner	2 1	
				32	A	Central Conn. St.	1 2	231	H	Monmouth	1 0	
				191	H	Sacred Heart	0 0	290	H	Mt. St. Mary's	2 1	

Non-Div. I Games:

St. Francis (Pa.)

Average RPI Win: 224		WON-LOST RECORD	WINNING PCT. RANK		LAST 10 GAMES	STRENGTH OF SCHEDULE	OPP. STRENGTH OF SCHEDULE	TEAM RPI	ADJ RPI		CONF. RPI	ADJ CONF. RPI	
Average RPI Loss: 119													
DIV. I ONLY		9-9-2	.5	144	5-5-0	286	132	219	.44617	215	12	12	
DIV. I NON-CONF.		5-4-2	.54545	134	1-0-0	291	171	244	.42537	243	12	12	
<hr/>													
TOTALS		RPI 1-25		RPI 26-50		W-L RECORDS		RPI 51-100		RPI 101-150		RPI 150+	
9-9-2		0-0-0		0-3-0		OVERALL		1-1-0		1-2-1		7-3-1	
5-3-1		0-0-0		0-0-0		HOME		1-1-0		1-0-1		3-2-0	
3-6-1		0-0-0		0-3-0		AWAY		0-0-0		0-2-0		3-1-1	
1-0-0		0-0-0		0-0-0		NEUTRAL		0-0-0		0-0-0		1-0-0	
5-4-2		0-0-0		0-1-0		NON-CONFERENCE		0-0-0		0-1-1		5-2-1	
3-1-1		0-0-0		0-0-0		HOME		0-0-0		0-0-1		3-1-0	
1-3-1		0-0-0		0-0-		AWAY		0-0-0		0-1-0		1-1-1	
1-0-0		0-0-0		0-0-0		NEUTRAL		0-0-0		0-0-0		1-0-0	
4-5-0		0-0-0		0-2-0		CONFERENCE		1-1-0		1-1-0		2-1-0	
2-2-0		0-0-0		0-0-0		HOME		1-1-0		1-0-0		0-1-0	
2-3-0		0-0-0		0-2-0		AWAY		0-0-0		0-1-0		2-0-0	
0-0-0		0-0-0		0-0-0		NEUTRAL		0-0-0		0-0-0		0-0-0	
RPI	S	Opponent	Score	RPI	S	Opponent	Score	RPI	S	Opponent	Score		
				31	A	UTEP	0 3	63	H	Rice	1 0		
				35	A	Southern Methodist	1 2	74	H	Memphis	0 1		
				50	A	Oklahoma	0 3						
										113	A	Oklahoma St.	1 6
										117	H	UAB	2 0
										124	H	Wyoming	2 2
										144	A	East Caro.	2 3
										183	H	Arkansas	1 5
										189	H	Houston	0 1
										193	A	Oral Roberts	3 0
										242	A	La.-Lafayette	1 1
										250	A	Arkansas St.	0 1
										254	A	Tulane	2 0
										258	H	Texas Tech	4 0
										265	H	Centenary (La.)	4 0
										282	N	Ark.-Little Rock	3 0
										291	H	UNI	3 0
										293	A	Marshall	3 0
<hr/>													
LAST 10 GAMES													
				117	H	UAB	2 0	254	A	Tulane	2 0		
				74	H	Memphis	0 1	189	H	Houston	0 1		
				293	A	Marshall	3 0	63	H	Rice	1 0		
				144	A	East Caro.	2 3	35	A	Southern Methodist	1 2		
				31	A	UTEP	0 3	193	A	Oral Roberts	3 0		

Non-Div. I Games:

Tulsa

Average RPI Win:		162	WON-LOST RECORD		WINNING PCT. RANK		LAST 10 GAMES		STRENGTH OF SCHEDULE		OPP. STRENGTH OF SCHEDULE		TEAM RPI		ADJ RPI		CONF. RPI		ADJ CONF. RPI				
Average RPI Loss:		119																					
DIV. I ONLY			5-10-3		.36111 221		3-6-1		192		125		213		.44535 216		30		30				
DIV. I NON-CONF.			5-10-2		.35294 224		3-6-1		177		110		205		.44471 216		30		30				
TOTALS		RPI 1-25		RPI 26-50		W-L RECORDS		RPI 51-100		RPI 101-150		RPI 150+											
5-10-3		0-1-0		0-3-0		OVERALL		1-1-0		1-1-0		3-4-3											
3-5-1		0-0-0		0-1-0		HOME		1-0-0		1-1-0		1-3-1											
2-4-2		0-1-0		0-2-0		AWAY		0-1-0		0-0-0		2-0-2											
0-1-0		0-0-0		0-0-0		NEUTRAL		0-0-0		0-0-0		0-1-0											
5-10-2		0-1-0		0-3-0		NON-CONFERENCE		1-1-0		1-1-0		3-4-2											
3-5-1		0-0-0		0-1-0		HOME		1-0-0		1-1-0		1-3-1											
2-4-1		0-1-0		0-0-		AWAY		0-1-0		0-0-0		2-0-1											
0-1-0		0-0-0		0-0-0		NEUTRAL		0-0-0		0-0-0		0-1-0											
0-0-1		0-0-0		0-0-0		CONFERENCE		0-0-0		0-0-0		0-0-1											
0-0-0		0-0-0		0-0-0		HOME		0-0-0		0-0-0		0-0-0											
0-0-1		0-0-0		0-0-0		AWAY		0-0-0		0-0-0		0-0-1											
0-0-0		0-0-0		0-0-0		NEUTRAL		0-0-0		0-0-0		0-0-0											
RPI	S	Opponent		Score		RPI	S	Opponent		Score		RPI	S	Opponent		Score		RPI	S	Opponent		Score	
12	A	Cal St. Fullerton		1 4		38	H	UC Riverside		0 1		76	A	UC Santa Barb.		1 2		101	H	Pacific		1 0	
						45	A	Long Beach St.		0 3		93	H	Cal St. Northridge		4 3		146	H	UC Irvine		0 1	
						46	A	Cal Poly		0 2								159	H	Nevada		2 0	
																		171	H	Brown		0 3	
																		173	H	San Francisco		2 2	
																		174	A	Colorado Col.		1 1	
																		195	N	Boise St.		0 1	
																		196	A	San Jose St.		0 0	
																		199	A	Northern Ariz.		2 1	
																		201	H	Sacramento St.		0 1	
																		256	A	Air Force		2 0	
																		260	H	Portland St.		0 1	
						LAST 10 GAMES																	
						38	H	UC Riverside		0 1		146	H	UC Irvine		0 1							
						101	H	Pacific		1 0		173	H	San Francisco		2 2							
						12	A	Cal St. Fullerton		1 4		46	A	Cal Poly		0 2							
						45	A	Long Beach St.		0 3		76	A	UC Santa Barb.		1 2							
						93	H	Cal St. Northridge		4 3		256	A	Air Force		2 0							

Non-Div. I Games:

UC Davis

Average RPI Win: 241		WON-LOST	WINNING	LAST 10	STRENGTH OF SCHEDULE	OPP. STRENGTH OF SCHEDULE	TEAM RPI	ADJ		CONF. RPI	ADJ CONF. RPI
Average RPI Loss: 156		RECORD	PCT. RANK	GAMES				RPI	RPI		
DIV. I ONLY		6-13-0	.31579	248	101	274	218	.44284	217	22	23
DIV. I NON-CONF.		2-7-0	.22222	264	105	229	237	.43075	236	28	28
TOTALS		RPI 1-25	RPI 26-50		W-L RECORDS		RPI 51-100		RPI 101-150		RPI 150+
6-13-0	0-0-0		0-0-0		OVERALL		0-2-0		0-6-0		6-5-0
5-3-0	0-0-0		0-0-0		HOME		0-0-0		0-2-0		5-1-0
0-9-0	0-0-0		0-0-0		AWAY		0-2-0		0-3-0		0-4-0
1-1-0	0-0-0		0-0-0		NEUTRAL		0-0-0		0-1-0		1-0-0
2-7-0	0-0-0		0-0-0		NON-CONFERENCE		0-2-0		0-2-0		2-3-0
2-2-0	0-0-0		0-0-0		HOME		0-0-0		0-1-0		2-1-0
0-5-0	0-0-0		0-0-		AWAY		0-2-0		0-1-0		0-2-0
0-0-0	0-0-0		0-0-0		NEUTRAL		0-0-0		0-0-0		0-0-0
4-6-0	0-0-0		0-0-0		CONFERENCE		0-0-0		0-4-0		4-2-0
3-1-0	0-0-0		0-0-0		HOME		0-0-0		0-1-0		3-0-0
0-4-0	0-0-0		0-0-0		AWAY		0-0-0		0-2-0		0-2-0
1-1-0	0-0-0		0-0-0		NEUTRAL		0-0-0		0-1-0		1-0-0
RPI S	Opponent	Score	RPI S	Opponent	Score	RPI S	Opponent	Score	RPI S	Opponent	Score
						53 A	James Madison	0 3	120 H	Virginia Tech	0 2
						75 A	Old Dominion	1 3	122 A	Alabama A&M	2 3
									134 H	UNC Asheville	0 3
									136 A	Liberty	2 4
									136 N	Liberty	1 2
									147 A	Coastal Caro.	0 5
									179 H	Appalachian St.	1 2
									205 A	Birmingham-So.	0 2
									206 H	Gardner-Webb	3 1
									225 H	UMBC	1 0
									230 A	High Point	0 1
									230 N	High Point	2 0
									240 H	Winthrop	1 0
									245 A	East Tenn. St.	1 2
									246 A	Longwood	2 3
									248 H	Charleston So.	4 3
									295 H	VMI	3 0
LAST 10 GAMES											
			136 N	Liberty	1 2	134 H	UNC Asheville	0 3			
			230 N	High Point	2 0	295 H	VMI	3 0			
			248 H	Charleston So.	4 3	136 A	Liberty	2 4			
			120 H	Virginia Tech	0 2	230 A	High Point	0 1			
			147 A	Coastal Caro.	0 5	240 H	Winthrop	1 0			

Non-Div. I Games: Mars Hill 1 0

Radford

Average RPI Win:	216	WON-LOST	WINNING	LAST 10	STRENGTH OF	OPP. STRENGTH	TEAM	ADJ	CONF.	ADJ CONF.		
Average RPI Loss:	116	RECORD	PCT. RANK	GAMES	SCHEDULE	OF SCHEDULE	RPI	RPI	RPI	RPI		
DIV. I ONLY		6-11-1	.36111	221	2-8-0	200	147	223	.44275	218	11	11
DIV. I NON-CONF.		4-2-1	.64286	73	0-0-0	280	256	192	.45958	192	11	11
<hr/>												
TOTALS	RPI 1-25	RPI 26-50		W-L RECORDS		RPI 51-100		RPI 101-150		RPI 150+		
6-11-1	0-0-0	0-2-0		OVERALL		1-2-0		0-4-0		5-3-1		
3-4-0	0-0-0	0-1-0		HOME		1-0-0		0-1-0		2-2-0		
3-7-1	0-0-0	0-1-0		AWAY		0-2-0		0-3-0		3-1-1		
0-0-0	0-0-0	0-0-0		NEUTRAL		0-0-0		0-0-0		0-0-0		
<hr/>												
4-2-1	0-0-0	0-0-0		NON-CONFERENCE		0-0-0		0-1-0		4-1-1		
1-1-0	0-0-0	0-0-0		HOME		0-0-0		0-0-0		1-1-0		
3-1-1	0-0-0	0-0-		AWAY		0-0-0		0-1-0		3-0-1		
0-0-0	0-0-0	0-0-0		NEUTRAL		0-0-0		0-0-0		0-0-0		
<hr/>												
2-9-0	0-0-0	0-2-0		CONFERENCE		1-2-0		0-3-0		1-2-0		
2-3-0	0-0-0	0-1-0		HOME		1-0-0		0-1-0		1-1-0		
0-6-0	0-0-0	0-1-0		AWAY		0-2-0		0-2-0		0-1-0		
0-0-0	0-0-0	0-0-0		NEUTRAL		0-0-0		0-0-0		0-0-0		
<hr/>												
RPI S	Opponent	Score	RPI S	Opponent	Score	RPI S	Opponent	Score	RPI S	Opponent	Score	
			28 H	Va. Commonwealth	0 3	53 H	James Madison	2 0	103 A	Delaware	0 1	
			33 A	Hofstra	0 1	62 A	William & Mary	0 2	116 A	Long Island	0 1	
						75 A	Old Dominion	0 4	137 H	UNC Wilmington	2 3	
									141 A	George Mason	0 2	
									158 A	Towson	0 1	
									178 H	Georgia St.	1 2	
									190 H	Northeastern	1 0	
									220 H	Fairleigh Dickinson	2 0	
									223 A	Marist	1 1	
									243 H	La Salle	1 3	
									269 A	Temple	1 0	
									278 A	Manhattan	1 0	
									285 A	Wagner	4 0	
<hr/>												
LAST 10 GAMES												
			137 H	UNC Wilmington	2 3	53 H	James Madison	2 0				
			178 H	Georgia St.	1 2	75 A	Old Dominion	0 4				
			141 A	George Mason	0 2	62 A	William & Mary	0 2				
			158 A	Towson	0 1	190 H	Northeastern	1 0				
			28 H	Va. Commonwealth	0 3	33 A	Hofstra	0 1				

Non-Div. I Games: NJIT 6 0

Drexel

Average RPI Win: 261		WON-LOST	WINNING	LAST 10	STRENGTH OF		OPP. STRENGTH	TEAM	ADJ		CONF.	ADJ CONF.	
Average RPI Loss: 151		RECORD	PCT. RANK	GAMES	SCHEDULE		OF SCHEDULE	RPI	RPI		RPI	RPI	
DIV. I ONLY		7-10-3	.425	194	4-5-0		219	224	216	.44122	219	26	27
DIV. I NON-CONF.		2-4-2	.375	209	0-1-0		233	143	238	.43055	237	25	26
TOTALS		RPI 1-25	RPI 26-50		W-L RECORDS		RPI 51-100		RPI 101-150		RPI 150+		
7-10-3	0-1-0	0-0-0		OVERALL		0-1-1		0-3-0		7-5-2			
3-2-2	0-0-0	0-0-0		HOME		0-0-1		0-2-0		3-0-1			
2-6-0	0-1-0	0-0-0		AWAY		0-0-0		0-0-0		2-5-0			
2-2-1	0-0-0	0-0-0		NEUTRAL		0-1-0		0-1-0		2-0-1			
2-4-2	0-1-0	0-0-0		NON-CONFERENCE		0-0-0		0-2-0		2-1-2			
0-1-1	0-0-0	0-0-0		HOME		0-0-0		0-1-0		0-0-1			
1-2-0	0-1-0	0-0-		AWAY		0-0-0		0-0-0		1-1-0			
1-1-1	0-0-0	0-0-0		NEUTRAL		0-0-0		0-1-0		1-0-1			
5-6-1	0-0-0	0-0-0		CONFERENCE		0-1-1		0-1-0		5-4-0			
3-1-1	0-0-0	0-0-0		HOME		0-0-1		0-1-0		3-0-0			
1-4-0	0-0-0	0-0-0		AWAY		0-0-0		0-0-0		1-4-0			
1-1-0	0-0-0	0-0-0		NEUTRAL		0-1-0		0-0-0		1-0-0			
RPI S	Opponent	Score		RPI S	Opponent	Score		RPI S	Opponent	Score			
6 A	Florida St.	0 7				51 H Fla. Atlantic	2 2	105 N Duquesne		2 5			
						51 N Fla. Atlantic	0 2	145 H Kennesaw St.		0 1			
								147 H Coastal Caro.		2 3			
								176 A Campbell		0 1			
								178 A Georgia St.		1 2			
								206 A Gardner-Webb		1 4			
								213 N Buffalo		2 2			
								227 N Tennessee Tech		4 2			
								238 A Stetson		0 2			
								245 H East Tenn. St.		2 1			
								245 N East Tenn. St.		2 1			
								255 A North Fla.		2 1			
								260 A Mercer		1 3			
								268 H Belmont		1 0			
								287 A Ga. Southern		1 0			
								289 H Eastern Ky.		0 0			
								303 H Lipscomb		8 0			
LAST 10 GAMES													
				245 N East Tenn. St.	2 1	206 A Gardner-Webb	1 4						
				238 A Stetson	0 2	176 A Campbell	0 1						
				255 A North Fla.	2 1	303 H Lipscomb	8 0						
				105 N Duquesne	2 5	268 H Belmont	1 0						
				51 N Fla. Atlantic	0 2	260 A Mercer	1 3						

Non-Div. I Games: Embry-Riddle (FL) 7 0

Jacksonville

Average RPI Win: 246		WON-LOST	WINNING	LAST 10	STRENGTH OF		OPP. STRENGTH	TEAM	ADJ		CONF.	ADJ CONF.	
Average RPI Loss: 147		RECORD	PCT. RANK	GAMES	SCHEDULE		OF SCHEDULE	RPI	RPI		RPI	RPI	
DIV. I ONLY		8-9-1	.47222	170	4-5-1		270	226	221	.44107	220	27	26
DIV. I NON-CONF.		4-5-0	.44444	176	0-1-0		262	153	231	.43437	231	27	27
TOTALS		RPI 1-25	RPI 26-50		W-L RECORDS		RPI 51-100		RPI 101-150		RPI 150+		
8-9-1	0-0-0	0-2-0		OVERALL		0-1-0		1-2-0		7-4-1			
6-2-0	0-0-0	0-1-0		HOME		0-0-0		1-0-0		5-1-0			
2-7-1	0-0-0	0-1-0		AWAY		0-1-0		0-2-0		2-3-1			
0-0-0	0-0-0	0-0-0		NEUTRAL		0-0-0		0-0-0		0-0-0			
4-5-0	0-0-0	0-1-0		NON-CONFERENCE		0-1-0		1-1-0		3-2-0			
3-1-0	0-0-0	0-0-0		HOME		0-0-0		1-0-0		2-1-0			
1-4-0	0-0-0	0-0-		AWAY		0-1-0		0-1-0		1-1-0			
0-0-0	0-0-0	0-0-0		NEUTRAL		0-0-0		0-0-0		0-0-0			
4-4-1	0-0-0	0-1-0		CONFERENCE		0-0-0		0-1-0		4-2-1			
3-1-0	0-0-0	0-1-0		HOME		0-0-0		0-0-0		3-0-0			
1-3-1	0-0-0	0-0-0		AWAY		0-0-0		0-1-0		1-2-1			
0-0-0	0-0-0	0-0-0		NEUTRAL		0-0-0		0-0-0		0-0-0			
RPI S	Opponent	Score	RPI S	Opponent	Score	RPI S	Opponent	Score	RPI S	Opponent	Score		
			32 H	Central Conn. St.	2 3	83 A	Georgetown	0 1	116 A	Long Island	0 1		
			33 A	Hofstra	2 4				123 A	Rutgers	0 2		
									138 H	Binghamton	2 1		
									188 H	Syracuse	3 0		
									191 A	Sacred Heart	1 3		
									214 A	St. Francis (Pa.)	1 1		
									218 A	Drexel	0 2		
									231 H	Monmouth	3 1		
									243 H	La Salle	2 4		
									269 H	Temple	4 0		
									271 H	Quinnipiac	3 0		
									283 A	Robert Morris	4 0		
									285 A	Wagner	1 2		
									290 H	Mt. St. Mary's	1 0		
									297 A	Albany (N.Y.)	1 0		
LAST 10 GAMES													
			285 A	Wagner	1 2		214 A	St. Francis (Pa.)	1 1				
			116 A	Long Island	0 1		271 H	Quinnipiac	3 0				
			290 H	Mt. St. Mary's	1 0		32 H	Central Conn. St.	2 3				
			231 H	Monmouth	3 1		191 A	Sacred Heart	1 3				
			283 A	Robert Morris	4 0		243 H	La Salle	2 4				

Non-Div. I Games:

Fairleigh Dickinson

Average RPI Win:	262	WON-LOST RECORD	WINNING PCT. RANK	LAST 10 GAMES	STRENGTH OF SCHEDULE	OPP. STRENGTH OF SCHEDULE	TEAM RPI	ADJ RPI	CONF. RPI	ADJ CONF. RPI		
DIV. I ONLY		5-11-3	.34211	228	3-6-1	164	228	228	.44067	221	18	18
DIV. I NON-CONF.		2-4-2	.375	209	0-0-0	165	257	215	.44688	213	20	20
<hr/>												
TOTALS	RPI 1-25	RPI 26-50		W-L RECORDS		RPI 51-100		RPI 101-150		RPI 150+		
5-11-3	0-0-0	0-0-0		OVERALL		0-6-0		0-3-2		5-2-1		
2-5-1	0-0-0	0-0-0		HOME		0-2-0		0-2-0		2-1-1		
3-5-0	0-0-0	0-0-0		AWAY		0-3-0		0-1-0		3-1-0		
0-1-2	0-0-0	0-0-0		NEUTRAL		0-1-0		0-0-2		0-0-0		
<hr/>												
2-4-2	0-0-0	0-0-0		NON-CONFERENCE		0-2-0		0-2-2		2-0-0		
1-2-0	0-0-0	0-0-0		HOME		0-1-0		0-1-0		1-0-0		
1-2-0	0-0-0	0-0-		AWAY		0-1-0		0-1-0		1-0-0		
0-0-2	0-0-0	0-0-0		NEUTRAL		0-0-0		0-0-2		0-0-0		
<hr/>												
3-7-1	0-0-0	0-0-0		CONFERENCE		0-4-0		0-1-0		3-2-1		
1-3-1	0-0-0	0-0-0		HOME		0-1-0		0-1-0		1-1-1		
2-3-0	0-0-0	0-0-0		AWAY		0-2-0		0-0-0		2-1-0		
0-1-0	0-0-0	0-0-0		NEUTRAL		0-1-0		0-0-0		0-0-0		
<hr/>												
RPI	S	Opponent	Score	RPI	S	Opponent	Score	RPI	S	Opponent	Score	
						58 A Davidson	0 1			103 N Delaware	1 1	
						58 N Davidson	0 2			115 H Furman	0 3	
						70 H Western Caro.	0 2			136 N Liberty	1 1	
						75 A Old Dominion	0 2			137 H UNC Wilmington	0 1	
						89 A UNC Greensboro	0 3			147 A Coastal Caro.	0 1	
						95 H Oregon	0 2			179 A Appalachian St.	2 1	
										181 A Col. of Charleston	3 4	
										202 H Chattanooga	1 2	
										246 H Longwood	2 1	
										251 H Wofford	0 0	
										287 H Ga. Southern	5 1	
										288 A Citadel	3 2	
										308 A Delaware St.	7 0	
<hr/>												
				LAST 10 GAMES								
						58 N Davidson	0 2			202 H Chattanooga	1 2	
						251 H Wofford	0 0			115 H Furman	0 3	
						179 A Appalachian St.	2 1			181 A Col. of Charleston	3 4	
						287 H Ga. Southern	5 1			89 A UNC Greensboro	0 3	
						288 A Citadel	3 2			58 A Davidson	0 1	

Non-Div. I Games:

Elon

Average RPI Win:	214	WON-LOST RECORD	WINNING PCT. RANK	LAST 10 GAMES	STRENGTH OF SCHEDULE	OPP. STRENGTH OF SCHEDULE	TEAM RPI	ADJ RPI	CONF. RPI	ADJ CONF. RPI									
DIV. I ONLY		5-10-2	.35294	224	3-5-2	176	216	227	.43973	222	14	15							
DIV. I NON-CONF.		3-7-0	.3	243	1-2-0	218	217	255	.41262	254	19	19							
<hr/>																			
TOTALS	RPI 1-25	RPI 26-50		W-L RECORDS		RPI 51-100		RPI 101-150		RPI 150+									
5-10-2	0-0-0	0-0-0		OVERALL		0-3-0		0-4-1		5-3-1									
3-4-1	0-0-0	0-0-0		HOME		0-0-0		0-3-1		3-1-0									
1-5-1	0-0-0	0-0-0		AWAY		0-3-0		0-1-0		1-1-1									
1-1-0	0-0-0	0-0-0		NEUTRAL		0-0-0		0-0-0		1-1-0									
<hr/>																			
3-7-0	0-0-0	0-0-0		NON-CONFERENCE		0-1-0		0-3-0		3-3-0									
1-3-0	0-0-0	0-0-0		HOME		0-0-0		0-2-0		1-1-0									
1-3-0	0-0-0	0-0-		AWAY		0-1-0		0-1-0		1-1-0									
1-1-0	0-0-0	0-0-0		NEUTRAL		0-0-0		0-0-0		1-1-0									
<hr/>																			
2-3-2	0-0-0	0-0-0		CONFERENCE		0-2-0		0-1-1		2-0-1									
2-1-1	0-0-0	0-0-0		HOME		0-0-0		0-1-1		2-0-0									
0-2-1	0-0-0	0-0-0		AWAY		0-2-0		0-0-0		0-0-1									
0-0-0	0-0-0	0-0-0		NEUTRAL		0-0-0		0-0-0		0-0-0									
<hr/>																			
RPI	S	Opponent	Score	RPI	S	Opponent	Score	RPI	S	Opponent	Score								
				71 A Lehigh				0	2	102 H Bucknell				2	3				
				78 A Colgate				1	3	120 H Virginia Tech				0	1				
				83 A Georgetown				0	2	125 A Columbia				2	3				
										141 H George Mason				0	3				
										142 H Army				1	1				
										158 H Towson				1	2				
										166 H Navy				2	0				
										170 N St. Joseph's				2	1				
										200 N Iona				1	3				
										225 A UMBC				2	1				
										241 H George Washington				3	1				
										267 H Holy Cross				2	0				
										284 A Lafayette				1	1				
										290 A Mt. St. Mary's				2	3				
				<hr/>															
				LAST 10 GAMES															
				78 A Colgate				1	3	267 H Holy Cross				2	0				
				71 A Lehigh				0	2	166 H Navy				2	0				
				284 A Lafayette				1	1	158 H Towson				1	2				
				102 H Bucknell				2	3	241 H George Washington				3	1				
				142 H Army				1	1	125 A Columbia				2	3				

Non-Div. I Games:

American

Average RPI Win: 257		WON-LOST RECORD	WINNING PCT. RANK		LAST 10 GAMES	STRENGTH OF SCHEDULE		OPP. STRENGTH OF SCHEDULE		TEAM RPI	ADJ RPI		CONF. RPI	ADJ CONF. RPI
Average RPI Loss: 140														
DIV. I ONLY		5-12-2	.31579	248	3-6-1	121	261	225	.43892	223	25	24		
DIV. I NON-CONF.		1-6-1	.1875	273	0-0-0	118	168	248	.4247	247	26	25		
TOTALS		RPI 1-25	RPI 26-50		W-L RECORDS		RPI 51-100		RPI 101-150		RPI 150+			
5-12-2	0-0-0		0-2-0		OVERALL		0-0-1		0-5-0		5-5-1			
3-2-1	0-0-0		0-0-0		HOME		0-0-0		0-2-0		3-0-1			
1-9-1	0-0-0		0-2-0		AWAY		0-0-1		0-2-0		1-5-0			
1-1-0	0-0-0		0-0-0		NEUTRAL		0-0-0		0-1-0		1-0-0			
1-6-1	0-0-0		0-1-0		NON-CONFERENCE		0-0-0		0-3-0		1-2-1			
0-1-1	0-0-0		0-0-0		HOME		0-0-0		0-1-0		0-0-1			
1-5-0	0-0-0		0-0-		AWAY		0-0-0		0-2-0		1-2-0			
0-0-0	0-0-0		0-0-0		NEUTRAL		0-0-0		0-0-0		0-0-0			
4-6-1	0-0-0		0-1-0		CONFERENCE		0-0-1		0-2-0		4-3-0			
3-1-0	0-0-0		0-0-0		HOME		0-0-0		0-1-0		3-0-0			
0-4-1	0-0-0		0-1-0		AWAY		0-0-1		0-0-0		0-3-0			
1-1-0	0-0-0		0-0-0		NEUTRAL		0-0-0		0-1-0		1-0-0			
RPI S	Opponent	Score	RPI S	Opponent	Score	RPI S	Opponent	Score	RPI S	Opponent	Score			
			33 A	Hofstra	0 5	80 A	Fairfield	1 1	102 A	Bucknell	2 3			
			48 A	Loyola (Md.)	1 5				106 H	Maine	0 3			
									109 H	Niagara	0 3			
									109 N	Niagara	1 2			
									142 A	Army	0 3			
									167 A	Vermont	2 4			
									172 A	Massachusetts	0 3			
									187 A	St. John's (N.Y.)	1 0			
									200 A	Iona	0 1			
									218 H	Drexel	1 1			
									234 A	Siena	0 1			
									234 N	Siena	2 0			
									262 A	Rider	0 2			
									278 H	Manhattan	3 1			
									279 H	Canisius	2 1			
									305 H	St. Peter's	2 0			
LAST 10 GAMES														
			109 N	Niagara	1 2	109 H	Niagara	0 3						
			234 N	Siena	2 0	279 H	Canisius	2 1						
			200 A	Iona	0 1	262 A	Rider	0 2						
			80 A	Fairfield	1 1	48 A	Loyola (Md.)	1 5						
			234 A	Siena	0 1	305 H	St. Peter's	2 0						

Non-Div. I Games:

Marist

Average RPI Win: 289		WON-LOST	WINNING	LAST 10	STRENGTH OF		OPP. STRENGTH	TEAM	ADJ	CONF.	ADJ CONF.				
Average RPI Loss: 207		RECORD	PCT. RANK	GAMES	SCHEDULE		OF SCHEDULE	RPI	RPI	RPI	RPI				
DIV. I ONLY		9-8-2	.52632	134	4-3-2		263	298	215	.43817	224	31	31		
DIV. I NON-CONF.		1-6-0	.14286	282	0-2-0		283	176	297	.33011	297	31	31		
TOTALS		RPI 1-25	RPI 26-50		W-L RECORDS		RPI 51-100		RPI 101-150		RPI 150+				
9-8-2		0-1-0	0-0-0		OVERALL		0-0-0		0-0-2		9-7-0				
2-3-1		0-0-0	0-0-0		HOME		0-0-0		0-0-1		2-3-0				
5-5-0		0-1-0	0-0-0		AWAY		0-0-0		0-0-0		5-4-0				
2-0-1		0-0-0	0-0-0		NEUTRAL		0-0-0		0-0-1		2-0-0				
1-6-0		0-1-0	0-0-0		NON-CONFERENCE		0-0-0		0-0-0		1-5-0				
0-2-0		0-0-0	0-0-0		HOME		0-0-0		0-0-0		0-2-0				
1-4-0		0-1-0	0-0-		AWAY		0-0-0		0-0-0		1-3-0				
0-0-0		0-0-0	0-0-0		NEUTRAL		0-0-0		0-0-0		0-0-0				
8-2-2		0-0-0	0-0-0		CONFERENCE		0-0-0		0-0-2		8-2-0				
2-1-1		0-0-0	0-0-0		HOME		0-0-0		0-0-1		2-1-0				
4-1-0		0-0-0	0-0-0		AWAY		0-0-0		0-0-0		4-1-0				
2-0-1		0-0-0	0-0-0		NEUTRAL		0-0-0		0-0-1		2-0-0				
RPI S	Opponent	Score		RPI S	Opponent	Score		RPI S	Opponent	Score		RPI S	Opponent	Score	
2 A	UCLA	0	9							122 H	Alabama A&M	2	2		
										122 N	Alabama A&M	1	1		
										156 A	Mississippi St.	0	1		
										208 A	La.-Monroe	1	2		
										236 H	Grambling	0	1		
										247 H	Southern Miss.	1	8		
										252 A	Jackson St.	0	5		
										252 N	Jackson St.	2	1		
										272 H	McNeese St.	1	2		
										273 A	Prairie View	1	0		
										273 N	Prairie View	3	2		
										280 A	Louisiana Tech	0	2		
										296 H	Alabama St.	2	0		
										298 A	Southern U.	6	0		
										300 A	Nicholls St.	3	0		
										302 H	Ark.-Pine Bluff	5	0		
										304 A	Texas Southern	5	0		
										306 A	Alcorn St.	8	1		
LAST 10 GAMES															
2 A	UCLA	0	9	252 A	Jackson St.	0	5								
252 N	Jackson St.	2	1	302 H	Ark.-Pine Bluff	5	0								
122 N	Alabama A&M	1	1	306 A	Alcorn St.	8	1								
273 N	Prairie View	3	2	122 H	Alabama A&M	2	2								
156 A	Mississippi St.	0	1	296 H	Alabama St.	2	0								

Non-Div. I Games: Delta St. 5 0

Mississippi Val.

Average RPI Win:		201	WON-LOST RECORD		WINNING PCT. RANK		LAST 10 GAMES		STRENGTH OF SCHEDULE		OPP. STRENGTH OF SCHEDULE		TEAM RPI		ADJ RPI		CONF. RPI		ADJ CONF. RPI					
DIV. I ONLY			5-11-2		.33333		234		2-7-1		209		89		230		.43789		225		9		10	
DIV. I NON-CONF.			4-3-0		.57143		110		1-0-0		275		205		197		.45339		197		8		8	
TOTALS		RPI 1-25		RPI 26-50		W-L RECORDS		RPI 51-100		RPI 101-150		RPI 150+												
5-11-2		0-3-0		0-1-0		OVERALL		0-1-0		1-1-1		4-5-1												
3-5-1		0-1-0		0-1-0		HOME		0-1-0		1-0-1		2-2-0												
2-6-1		0-2-0		0-0-0		AWAY		0-0-0		0-1-0		2-3-1												
0-0-0		0-0-0		0-0-0		NEUTRAL		0-0-0		0-0-0		0-0-0												
4-3-0		0-0-0		0-0-0		NON-CONFERENCE		0-0-0		1-0-0		3-3-0												
3-0-0		0-0-0		0-0-0		HOME		0-0-0		1-0-0		2-0-0												
1-3-0		0-0-0		0-0-		AWAY		0-0-0		0-0-0		1-3-0												
0-0-0		0-0-0		0-0-0		NEUTRAL		0-0-0		0-0-0		0-0-0												
1-8-2		0-3-0		0-1-0		CONFERENCE		0-1-0		0-1-1		1-2-1												
0-5-1		0-1-0		0-1-0		HOME		0-1-0		0-0-1		0-2-0												
1-3-1		0-2-0		0-0-0		AWAY		0-0-0		0-1-0		1-0-1												
0-0-0		0-0-0		0-0-0		NEUTRAL		0-0-0		0-0-0		0-0-0												
RPI	S	Opponent		Score		RPI	S	Opponent		Score		RPI	S	Opponent		Score								
5	A	Notre Dame		0 6		30	H	West Virginia		0 3		84	H	Louisville		0 3		106	H	Maine		2	0	
15	A	Marquette		0 2								128	A	DePaul		2 3								
17	H	Connecticut		0 1								140	H	South Fla.		0 0								
												152	A	New Hampshire		0 2								
												171	A	Brown		2 1								
												174	A	Colorado Col.		0 2								
												177	H	Cincinnati		0 1								
												187	A	St. John's (N.Y.)		2 2								
												188	A	Syracuse		1 0								
												197	H	Pittsburgh		0 1								
												256	A	Air Force		0 1								
												267	H	Holy Cross		3 1								
												271	H	Quinnipiac		2 1								

UMBC

Average RPI Win: 268		WON-LOST RECORD		WINNING PCT. RANK		LAST 10 GAMES		STRENGTH OF SCHEDULE		OPP. STRENGTH OF SCHEDULE		TEAM RPI		ADJ RPI		CONF. RPI		ADJ CONF. RPI	
DIV. I ONLY		9-9-1		.5 144		4-5-1		284		220		231		.43789 225		19		19	
DIV. I NON-CONF.		6-4-0		.6 92		1-0-0		285		260		222		.44126 221		16		17	
TOTALS		RPI 1-25		RPI 26-50		W-L RECORDS		RPI 51-100		RPI 101-150		RPI 150+							
9-9-1		0-0-0		0-2-0		OVERALL		0-0-0		0-3-1		9-4-0							
6-4-0		0-0-0		0-0-0		HOME		0-0-0		0-1-0		6-3-0							
3-4-1		0-0-0		0-2-0		AWAY		0-0-0		0-1-1		3-1-0							
0-1-0		0-0-0		0-0-0		NEUTRAL		0-0-0		0-1-0		0-0-0							
6-4-0		0-0-0		0-1-0		NON-CONFERENCE		0-0-0		0-1-0		6-2-0							
4-2-0		0-0-0		0-0-0		HOME		0-0-0		0-1-0		4-1-0							
2-2-0		0-0-0		0-0-		AWAY		0-0-0		0-0-0		2-1-0							
0-0-0		0-0-0		0-0-0		NEUTRAL		0-0-0		0-0-0		0-0-0							
3-5-1		0-0-0		0-1-0		CONFERENCE		0-0-0		0-2-1		3-2-0							
2-2-0		0-0-0		0-0-0		HOME		0-0-0		0-0-0		2-2-0							
1-2-1		0-0-0		0-1-0		AWAY		0-0-0		0-1-1		1-0-0							
0-1-0		0-0-0		0-0-0		NEUTRAL		0-0-0		0-1-0		0-0-0							
RPI	S	Opponent		Score	RPI	S	Opponent		Score	RPI	S	Opponent		Score					
					43	A	Boston U.		0 1										
					48	A	Loyola (Md.)		0 2										
										106	A	Maine		0 2					
										136	H	Liberty		2 3					
										138	A	Binghamton		1 1					
										138	N	Binghamton		1 2					
										152	H	New Hampshire		3 4					
										167	H	Vermont		0 1					
										217	A	Radford		0 1					
										222	H	American		1 2					
										229	A	Stony Brook		3 0					
										241	A	George Washington		1 0					
										244	H	Hartford		1 0					
										246	H	Longwood		1 0					
										262	A	Rider		2 1					
										290	H	Mt. St. Mary's		3 0					
										297	H	Albany (N.Y.)		4 0					
										301	H	Howard		5 1					
										305	H	St. Peter's		4 0					
LAST 10 GAMES																			
					138	N	Binghamton		1 2	297	H	Albany (N.Y.)		4 0					
					106	A	Maine		0 2	244	H	Hartford		1 0					
					43	A	Boston U.		0 1	229	A	Stony Brook		3 0					
					167	H	Vermont		0 1	301	H	Howard		5 1					
					138	A	Binghamton		1 1	152	H	New Hampshire		3 4					

Non-Div. I Games:

UMBC

Average RPI Win:		217	WON-LOST RECORD		WINNING PCT. RANK		LAST 10 GAMES		STRENGTH OF SCHEDULE		OPP. STRENGTH OF SCHEDULE		TEAM RPI		ADJ RPI		CONF. RPI		ADJ CONF. RPI					
Average RPI Loss:		161																						
DIV. I ONLY			6-11-2		.36842		217		3-5-2		156		244		217		.43778		227		24		25	
DIV. I NON-CONF.			3-6-1		.35		225		1-0-1		116		199		185		.46111		190		24		24	
TOTALS		RPI 1-25		RPI 26-50		W-L RECORDS		RPI 51-100		RPI 101-150		RPI 150+												
6-11-2		0-0-0		0-1-0		OVERALL		0-2-0		1-3-0		5-5-2												
5-3-0		0-0-0		0-0-0		HOME		0-0-0		1-0-0		4-3-0												
1-6-2		0-0-0		0-1-0		AWAY		0-2-0		0-2-0		1-1-2												
0-2-0		0-0-0		0-0-0		NEUTRAL		0-0-0		0-1-0		0-1-0												
3-6-1		0-0-0		0-1-0		NON-CONFERENCE		0-1-0		1-2-0		2-2-1												
2-1-0		0-0-0		0-0-0		HOME		0-0-0		1-0-0		1-1-0												
1-3-1		0-0-0		0-0-		AWAY		0-1-0		0-1-0		1-0-1												
0-2-0		0-0-0		0-0-0		NEUTRAL		0-0-0		0-1-0		0-1-0												
3-5-1		0-0-0		0-0-0		CONFERENCE		0-1-0		0-1-0		3-3-1												
3-2-0		0-0-0		0-0-0		HOME		0-0-0		0-0-0		3-2-0												
0-3-1		0-0-0		0-0-0		AWAY		0-1-0		0-1-0		0-1-1												
0-0-0		0-0-0		0-0-0		NEUTRAL		0-0-0		0-0-0		0-0-0												
RPI	S	Opponent		Score		RPI	S	Opponent		Score		RPI	S	Opponent		Score								
						26	A	Mississippi		1	2	74	A	Memphis		0	7	129	H	Charlotte		3	2	
												92	A	Samford		1	2	134	A	UNC Asheville		0	4	
																		139	A	Eastern Ill.		1	3	
																		145	N	Kennesaw St.		0	4	
																		153	A	Southeast Mo. St.		0	1	
																		202	H	Chattanooga		3	2	
																		205	A	Birmingham-So.		2	1	
																		219	N	Jacksonville		2	4	
																		228	A	Jacksonville St.		1	1	
																		237	H	Murray St.		1	0	
																		239	H	Tenn.-Martin		3	2	
																		245	A	East Tenn. St.		0	0	
																		259	H	Austin Peay		0	1	
																		264	H	Morehead St.		0	2	
																		268	H	Belmont		0	1	
																		289	H	Eastern Ky.		6	1	
LAST 10 GAMES																								
						245	A	East Tenn. St.		0	0	205	A	Birmingham-So.		2	1							
						228	A	Jacksonville St.		1	1	259	H	Austin Peay		0	1							
						92	A	Samford		1	2	153	A	Southeast Mo. St.		0	1							
						264	H	Morehead St.		0	2	139	A	Eastern Ill.		1	3							
						289	H	Eastern Ky.		6	1	237	H	Murray St.		1	0							

Non-Div. I Games:

Tennessee Tech

Average RPI Win:	255	WON-LOST RECORD	WINNING PCT. RANK	LAST 10 GAMES	STRENGTH OF SCHEDULE	OPP. STRENGTH OF SCHEDULE	TEAM RPI	ADJ RPI	CONF. RPI	ADJ CONF. RPI							
DIV. I ONLY	8-9-2	.47368	164	4-5-1	269	257	226	.43567	228	24	25						
DIV. I NON-CONF.	4-4-1	.5	141	1-0-0	276	231	235	.43169	234	24	24						
<hr/>																	
TOTALS	RPI 1-25	RPI 26-50		W-L RECORDS	RPI 51-100		RPI 101-150		RPI 150+								
8-9-2	0-0-0	0-0-0		OVERALL	0-1-0		0-2-0		8-6-2								
5-2-1	0-0-0	0-0-0		HOME	0-0-0		0-1-0		5-1-1								
3-7-0	0-0-0	0-0-0		AWAY	0-1-0		0-1-0		3-5-0								
0-0-1	0-0-0	0-0-0		NEUTRAL	0-0-0		0-0-0		0-0-1								
<hr/>																	
4-4-1	0-0-0	0-0-0		NON-CONFERENCE	0-0-0		0-1-0		4-3-1								
3-1-0	0-0-0	0-0-0		HOME	0-0-0		0-1-0		3-0-0								
1-3-0	0-0-0	0-0-		AWAY	0-0-0		0-0-0		1-3-0								
0-0-1	0-0-0	0-0-0		NEUTRAL	0-0-0		0-0-0		0-0-1								
<hr/>																	
4-5-1	0-0-0	0-0-0		CONFERENCE	0-1-0		0-1-0		4-3-1								
2-1-1	0-0-0	0-0-0		HOME	0-0-0		0-0-0		2-1-1								
2-4-0	0-0-0	0-0-0		AWAY	0-1-0		0-1-0		2-2-0								
0-0-0	0-0-0	0-0-0		NEUTRAL	0-0-0		0-0-0		0-0-0								
<hr/>																	
RPI S	Opponent	Score	RPI S	Opponent	Score	RPI S	Opponent	Score	RPI S	Opponent	Score						
						92 A	Samford	0	2	117 H	UAB	0	3				
						139 A	Eastern Ill.	0	1								
						153 A	Southeast Mo. St.	0	1								
						153 A	Southeast Mo. St.	1	2								
						202 A	Chattanooga	1	2								
						205 A	Birmingham-So.	0	1								
						212 A	Florida Int'l	0	3								
						227 H	Tennessee Tech	1	1								
						237 H	Murray St.	2	3								
						239 H	Tenn.-Martin	3	1								
						240 H	Winthrop	5	1								
						245 A	East Tenn. St.	3	2								
						247 H	Southern Miss.	2	0								
						259 H	Austin Peay	2	0								
						260 H	Mercer	1	0								
						263 N	IPFW	3	3								
						264 A	Morehead St.	1	0								
						289 A	Eastern Ky.	2	0								
						<hr/>											
									LAST 10 GAMES								
			153 A Southeast Mo. St.			0	1	153 A Southeast Mo. St.			1	2					
			240 H Winthrop			5	1	239 H Tenn.-Martin			3	1					
			227 H Tennessee Tech			1	1	237 H Murray St.			2	3					
			259 H Austin Peay			2	0	92 A Samford			0	2					
			139 A Eastern Ill.			0	1	289 A Eastern Ky.			2	0					

Non-Div. I Games:

Jacksonville St.

Average RPI Win: 221		WON-LOST	WINNING	LAST 10	STRENGTH OF		OPP. STRENGTH	TEAM	ADJ	CONF.	ADJ CONF.
Average RPI Loss: 147		RECORD	PCT. RANK	GAMES	SCHEDULE		OF SCHEDULE	RPI	RPI	RPI	RPI
DIV. I ONLY		5-12-1	.30556	254	3-7-0		116	245	224	.43532	229
DIV. I NON-CONF.		3-6-1	.35	225	1-1-0		69	274	168	.4742	175
TOTALS		RPI 1-25	RPI 26-50		W-L RECORDS		RPI 51-100		RPI 101-150		RPI 150+
5-12-1	0-0-0	0-2-0		OVERALL		0-1-0		0-3-0		5-6-1	
4-4-0	0-0-0	0-1-0		HOME		0-1-0		0-0-0		4-2-0	
1-8-1	0-0-0	0-1-0		AWAY		0-0-0		0-3-0		1-4-1	
0-0-0	0-0-0	0-0-0		NEUTRAL		0-0-0		0-0-0		0-0-0	
3-6-1	0-0-0	0-1-0		NON-CONFERENCE		0-1-0		0-1-0		3-3-1	
3-1-0	0-0-0	0-0-0		HOME		0-1-0		0-0-0		3-0-0	
0-5-1	0-0-0	0-0-		AWAY		0-0-0		0-1-0		0-3-1	
0-0-0	0-0-0	0-0-0		NEUTRAL		0-0-0		0-0-0		0-0-0	
2-6-0	0-0-0	0-1-0		CONFERENCE		0-0-0		0-2-0		2-3-0	
1-3-0	0-0-0	0-1-0		HOME		0-0-0		0-0-0		1-2-0	
1-3-0	0-0-0	0-0-0		AWAY		0-0-0		0-2-0		1-1-0	
0-0-0	0-0-0	0-0-0		NEUTRAL		0-0-0		0-0-0		0-0-0	
RPI S	Opponent	Score		RPI S	Opponent	Score		RPI S	Opponent	Score	
				32 A	Central Conn. St.	1	3	71 H	Lehigh	0	2
				43 H	Boston U.	0	1				
								106 A	Maine	0	6
								116 A	Long Island	0	1
								138 A	Binghamton	0	3
								152 H	New Hampshire	0	1
								167 A	Vermont	3	2
								187 A	St. John's (N.Y.)	0	1
								191 H	Sacred Heart	2	1
								207 A	Fordham	1	5
								212 A	Florida Int'l	1	1
								214 H	St. Francis (Pa.)	2	0
								225 H	UMBC	0	3
								234 H	Siena	2	0
								238 A	Stetson	1	2
								244 A	Hartford	0	1
								297 H	Albany (N.Y.)	2	0
LAST 10 GAMES											
				167 A	Vermont	3	2	225 H	UMBC	0	3
				297 H	Albany (N.Y.)	2	0	138 A	Binghamton	0	3
				244 A	Hartford	0	1	43 H	Boston U.	0	1
				152 H	New Hampshire	0	1	32 A	Central Conn. St.	1	3
				106 A	Maine	0	6	214 H	St. Francis (Pa.)	2	0

Non-Div. I Games:

Stony Brook

Average RPI Win:	232	WON-LOST RECORD	WINNING PCT. RANK	LAST 10 GAMES	STRENGTH OF SCHEDULE	OPP. STRENGTH OF SCHEDULE	TEAM RPI	ADJ RPI	CONF. RPI	ADJ CONF. RPI							
DIV. I ONLY	10-7-1	.58333	98	5-4-1	302	246	232	.4333	230	22	23						
DIV. I NON-CONF.	5-3-1	.61111	88	0-0-1	303	250	266	.40619	261	28	28						
<hr/>																	
TOTALS	RPI 1-25	RPI 26-50		W-L RECORDS	RPI 51-100		RPI 101-150		RPI 150+								
10-7-1	0-0-0	0-0-0		OVERALL	0-1-0		3-1-0		7-5-1								
4-2-1	0-0-0	0-0-0		HOME	0-0-0		2-1-0		2-1-1								
4-4-0	0-0-0	0-0-0		AWAY	0-1-0		1-0-0		3-3-0								
2-1-0	0-0-0	0-0-0		NEUTRAL	0-0-0		0-0-0		2-1-0								
<hr/>																	
5-3-1	0-0-0	0-0-0		NON-CONFERENCE	0-1-0		0-1-0		5-1-1								
1-1-1	0-0-0	0-0-0		HOME	0-0-0		0-1-0		1-0-1								
2-2-0	0-0-0	0-0-		AWAY	0-1-0		0-0-0		2-1-0								
2-0-0	0-0-0	0-0-0		NEUTRAL	0-0-0		0-0-0		2-0-0								
<hr/>																	
5-4-0	0-0-0	0-0-0		CONFERENCE	0-0-0		3-0-0		2-4-0								
3-1-0	0-0-0	0-0-0		HOME	0-0-0		2-0-0		1-1-0								
2-2-0	0-0-0	0-0-0		AWAY	0-0-0		1-0-0		1-2-0								
0-1-0	0-0-0	0-0-0		NEUTRAL	0-0-0		0-0-0		0-1-0								
<hr/>																	
RPI S	Opponent	Score	RPI S	Opponent	Score	RPI S	Opponent	Score	RPI S	Opponent	Score						
						89 A	UNC Greensboro	0 6	107 H	North Carolina St.	0 5						
						134 H	UNC Asheville	2 0									
						136 H	Liberty	3 1									
						147 A	Coastal Caro.	4 3									
						205 H	Birmingham-So.	0 2									
						217 H	Radford	1 0									
						217 N	Radford	0 2									
						240 A	Winthrop	1 3									
						246 H	Longwood	1 1									
						248 A	Charleston So.	1 0									
						251 A	Wofford	2 0									
						262 A	Rider	1 4									
						288 H	Citadel	3 0									
						290 N	Mt. St. Mary's	5 1									
						295 A	VMI	2 4									
						305 N	St. Peter's	4 0									
						307 A	South Carolina St.	2 0									
						<hr/>											
						LAST 10 GAMES											
						217 N Radford			0 2	295 A VMI			2 4				
205 H Birmingham-So.			0 2	136 H Liberty			3 1										
134 H UNC Asheville			2 0	240 A Winthrop			1 3										
248 A Charleston So.			1 0	217 H Radford			1 0										
246 H Longwood			1 1	147 A Coastal Caro.			4 3										

Non-Div. I Games:

High Point

Average RPI Win: 244		WON-LOST	WINNING	LAST 10	STRENGTH OF		OPP. STRENGTH	TEAM	ADJ	CONF.	ADJ CONF.
Average RPI Loss: 140		RECORD	PCT. RANK	GAMES	SCHEDULE		OF SCHEDULE	RPI	RPI	RPI	RPI
DIV. I ONLY		5-9-3	.38235	214	3-5-2		206	260	236	.43309	231
DIV. I NON-CONF.		2-4-2	.375	209	0-0-1		171	215	209	.44891	208
TOTALS		RPI 1-25	RPI 26-50		W-L RECORDS		RPI 51-100		RPI 101-150		RPI 150+
5-9-3	0-0-0	0-1-0		OVERALL		1-2-0		0-1-1		4-5-2	
3-4-1	0-0-0	0-1-0		HOME		1-0-0		0-1-0		2-2-1	
2-5-2	0-0-0	0-0-0		AWAY		0-2-0		0-0-1		2-3-1	
0-0-0	0-0-0	0-0-0		NEUTRAL		0-0-0		0-0-0		0-0-0	
2-4-2	0-0-0	0-0-0		NON-CONFERENCE		1-2-0		0-0-1		1-2-1	
1-2-0	0-0-0	0-0-0		HOME		1-0-0		0-0-0		0-2-0	
1-2-2	0-0-0	0-0-		AWAY		0-2-0		0-0-1		1-0-1	
0-0-0	0-0-0	0-0-0		NEUTRAL		0-0-0		0-0-0		0-0-0	
3-5-1	0-0-0	0-1-0		CONFERENCE		0-0-0		0-1-0		3-3-1	
2-2-1	0-0-0	0-1-0		HOME		0-0-0		0-1-0		2-0-1	
1-3-0	0-0-0	0-0-0		AWAY		0-0-0		0-0-0		1-3-0	
0-0-0	0-0-0	0-0-0		NEUTRAL		0-0-0		0-0-0		0-0-0	
RPI S	Opponent	Score	RPI S	Opponent	Score	RPI S	Opponent	Score	RPI S	Opponent	Score
			32 H	Central Conn. St.	2 3	51 A	Fla. Atlantic	0 3	116 H	Long Island	0 1
						71 H	Lehigh	1 0	123 A	Rutgers	2 2
						100 A	Miami (Fla.)	0 4	164 H	Seton Hall	2 3
									170 H	St. Joseph's	2 3
									191 A	Sacred Heart	0 3
									214 A	St. Francis (Pa.)	0 1
									220 A	Fairleigh Dickinson	1 3
									271 H	Quinnipiac	4 0
									283 A	Robert Morris	3 2
									284 A	Lafayette	0 0
									285 H	Wagner	1 1
									290 H	Mt. St. Mary's	5 0
									305 A	St. Peter's	9 0
LAST 10 GAMES											
			271 H	Quinnipiac	4 0	285 H	Wagner	1 1			
			32 H	Central Conn. St.	2 3	290 H	Mt. St. Mary's	5 0			
			191 A	Sacred Heart	0 3	214 A	St. Francis (Pa.)	0 1			
			220 A	Fairleigh Dickinson	1 3	283 A	Robert Morris	3 2			
			116 H	Long Island	0 1	123 A	Rutgers	2 2			

Non-Div. I Games:

Monmouth

Average RPI Win: 253		WON-LOST RECORD	WINNING PCT. RANK		LAST 10 GAMES	STRENGTH OF SCHEDULE	OPP. STRENGTH OF SCHEDULE	TEAM RPI	ADJ RPI	CONF. RPI	ADJ CONF. RPI							
Average RPI Loss: 147																		
DIV. I ONLY		4-10-1	.3	258	2-7-1	144	230	240	.43261	232	16	16						
DIV. I NON-CONF.		2-4-0	.33333	231	0-1-0	140	293	228	.43832	227	15	15						
<hr/>																		
TOTALS		RPI 1-25		RPI 26-50		W-L RECORDS		RPI 51-100		RPI 101-150		RPI 150+						
4-10-1	0-0-0			0-1-0		OVERALL		0-2-1		0-2-0		4-5-0						
3-2-1	0-0-0			0-0-0		HOME		0-1-1		0-0-0		3-1-0						
0-5-0	0-0-0			0-1-0		AWAY		0-0-0		0-1-0		0-3-0						
1-3-0	0-0-0			0-0-0		NEUTRAL		0-1-0		0-1-0		1-1-0						
<hr/>																		
2-4-0	0-0-0			0-0-0		NON-CONFERENCE		0-0-0		0-1-0		2-3-0						
1-0-0	0-0-0			0-0-0		HOME		0-0-0		0-0-0		1-0-0						
0-2-0	0-0-0			0-0-		AWAY		0-0-0		0-0-0		0-2-0						
1-2-0	0-0-0			0-0-0		NEUTRAL		0-0-0		0-1-0		1-1-0						
<hr/>																		
2-6-1	0-0-0			0-1-0		CONFERENCE		0-2-1		0-1-0		2-2-0						
2-2-1	0-0-0			0-0-0		HOME		0-1-1		0-0-0		2-1-0						
0-3-0	0-0-0			0-1-0		AWAY		0-0-0		0-1-0		0-1-0						
0-1-0	0-0-0			0-0-0		NEUTRAL		0-1-0		0-0-0		0-0-0						
<hr/>																		
RPI	S	Opponent	Score	RPI	S	Opponent	Score	RPI	S	Opponent	Score							
				41	A	North Texas	0	4	87	H	Middle Tenn.	1	1	111	A	Denver	0	5
								87	N	Middle Tenn.	0	1	127	N	North Dakota St.	0	2	
								98	H	South Ala.	0	4	175	A	Alabama	0	5	
												180	H	Western Ky.	1	4		
												182	N	Northwestern St.	2	1		
												205	A	Birmingham-So.	1	2		
												208	N	La.-Monroe	1	4		
												242	A	La.-Lafayette	1	2		
												250	H	Arkansas St.	2	1		
												282	H	Ark.-Little Rock	4	0		
												296	H	Alabama St.	4	0		
				<hr/>														
				LAST 10 GAMES														
				87	N	Middle Tenn.	0	1	180	H	Western Ky.	1	4					
				242	A	La.-Lafayette	1	2	111	A	Denver	0	5					
				205	A	Birmingham-So.	1	2	41	A	North Texas	0	4					
				98	H	South Ala.	0	4	282	H	Ark.-Little Rock	4	0					
				87	H	Middle Tenn.	1	1	250	H	Arkansas St.	2	1					

Non-Div. I Games:

Troy

Average RPI Win: 238		WON-LOST	WINNING	LAST 10	STRENGTH OF	OPP. STRENGTH	TEAM	ADJ	CONF.	ADJ CONF.												
Average RPI Loss: 163		RECORD	PCT. RANK	GAMES	SCHEDULE	OF SCHEDULE	RPI	RPI	RPI	RPI												
DIV. I ONLY		6-9-2	.41176	206	3-5-1	255	206	239	.43164	233	30	30										
DIV. I NON-CONF.		4-8-2	.35714	219	1-4-1	201	208	233	.42932	238	30	30										
<hr/>																						
TOTALS		RPI 1-25		RPI 26-50		W-L RECORDS		RPI 51-100		RPI 101-150		RPI 150+										
6-9-2		0-0-0		0-1-0		OVERALL		0-2-1		1-2-1		5-4-0										
2-2-1		0-0-0		0-1-0		HOME		0-0-1		0-0-0		2-1-0										
3-5-0		0-0-0		0-0-0		AWAY		0-1-0		1-2-0		2-2-0										
1-2-1		0-0-0		0-0-0		NEUTRAL		0-1-0		0-0-1		1-1-0										
4-8-2		0-0-0		0-1-0		NON-CONFERENCE		0-2-1		1-1-1		3-4-0										
2-2-1		0-0-0		0-1-0		HOME		0-0-1		0-0-0		2-1-0										
2-4-0		0-0-0		0-0-		AWAY		0-1-0		1-1-0		1-2-0										
0-2-1		0-0-0		0-0-0		NEUTRAL		0-1-0		0-0-1		0-1-0										
2-1-0		0-0-0		0-0-0		CONFERENCE		0-0-0		0-1-0		2-0-0										
0-0-0		0-0-0		0-0-0		HOME		0-0-0		0-0-0		0-0-0										
1-1-0		0-0-0		0-0-0		AWAY		0-0-0		0-1-0		1-0-0										
1-0-0		0-0-0		0-0-0		NEUTRAL		0-0-0		0-0-0		1-0-0										
RPI	S	Opponent		Score		RPI	S	Opponent		Score		RPI	S	Opponent		Score						
						29	H	Colorado	0	3			82	A	Drake	0	3	124	A	Wyoming	1	2
													86	N	Weber St.	1	4	127	A	North Dakota St.	2	3
													88	H	Creighton	2	2	145	A	Kennesaw St.	2	0
																		150	N	Wright St.	1	1
																		199	A	Northern Ariz.	0	3
																		235	A	Eastern Wash.	2	1
																		248	H	Charleston So.	2	1
																		256	H	Air Force	3	1
																		260	H	Portland St.	1	3
																		266	A	South Dakota St.	2	0
																		275	N	Idaho St.	0	2
																		277	N	Francis Marion	2	1
																		286	A	Idaho	1	2
<hr/>																						
LAST 10 GAMES																						
						277	N	Francis Marion	2	1	127	A	North Dakota St.	2	3							
						145	A	Kennesaw St.	2	0	29	H	Colorado	0	3							
						124	A	Wyoming	1	2	275	N	Idaho St.	0	2							
						199	A	Northern Ariz.	0	3	150	N	Wright St.	1	1							
						266	A	South Dakota St.	2	0	86	N	Weber St.	1	4							

Non-Div. I Games: Cal St. San B'dino 3 0

Northern Colo.

Average RPI Win:	245	WON-LOST RECORD	WINNING PCT. RANK	LAST 10 GAMES	STRENGTH OF SCHEDULE	OPP. STRENGTH OF SCHEDULE	TEAM RPI	ADJ RPI	CONF. RPI	ADJ CONF. RPI	
Average RPI Loss:	188										
DIV. I ONLY	10-8-1	.55263	115	5-4-1	301	227	237	.4315	234	25	24
DIV. I NON-CONF.	4-5-0	.44444	176	0-1-0	301	204	279	.37436	279	26	25
<hr/>											
TOTALS	RPI 1-25	RPI 26-50		W-L RECORDS	RPI 51-100		RPI 101-150		RPI 150+		
10-8-1	0-0-0	0-1-0		OVERALL	1-0-1		0-1-0		9-6-0		
5-3-0	0-0-0	0-0-0		HOME	0-0-0		0-1-0		5-2-0		
4-2-1	0-0-0	0-1-0		AWAY	1-0-1		0-0-0		3-1-0		
1-3-0	0-0-0	0-0-0		NEUTRAL	0-0-0		0-0-0		1-3-0		
<hr/>											
4-5-0	0-0-0	0-0-0		NON-CONFERENCE	1-0-0		0-0-0		3-5-0		
1-2-0	0-0-0	0-0-0		HOME	0-0-0		0-0-0		1-2-0		
2-1-0	0-0-0	0-0-		AWAY	1-0-0		0-0-0		1-1-0		
1-2-0	0-0-0	0-0-0		NEUTRAL	0-0-0		0-0-0		1-2-0		
<hr/>											
6-3-1	0-0-0	0-1-0		CONFERENCE	0-0-1		0-1-0		6-1-0		
4-1-0	0-0-0	0-0-0		HOME	0-0-0		0-1-0		4-0-0		
2-1-1	0-0-0	0-1-0		AWAY	0-0-1		0-0-0		2-0-0		
0-1-0	0-0-0	0-0-0		NEUTRAL	0-0-0		0-0-0		0-1-0		
<hr/>											
RPI S	Opponent	Score	RPI S	Opponent	Score	RPI S	Opponent	Score	RPI S	Opponent	Score
			48 A	Loyola (Md.)	1 3	78 A	Colgate	2 1	109 H	Niagara	1 3
						80 A	Fairfield	1 1	166 N	Navy	0 2
									167 H	Vermont	1 2
									200 A	Iona	2 1
									223 H	Marist	1 0
									223 N	Marist	0 2
									229 A	Stony Brook	0 2
									244 A	Hartford	2 1
									262 A	Rider	3 2
									267 H	Holy Cross	2 3
									276 H	St. Bonaventure	5 1
									278 H	Manhattan	2 1
									279 H	Canisius	4 2
									297 N	Albany (N.Y.)	0 2
									301 N	Howard	8 0
									305 H	St. Peter's	7 0
<hr/>											
LAST 10 GAMES											
			223 N	Marist	0 2	109 H	Niagara	1 3			
			80 A	Fairfield	1 1	167 H	Vermont	1 2			
			200 A	Iona	2 1	48 A	Loyola (Md.)	1 3			
			223 H	Marist	1 0	262 A	Rider	3 2			
			279 H	Canisius	4 2	278 H	Manhattan	2 1			

Non-Div. I Games:

Siena

**E
a
s
t
e
r
n
W
a
s
h
.**

Eastern Washington

Eastern Wash.

Average RPI Win:	284	WON-LOST RECORD	WINNING PCT. RANK	LAST 10 GAMES	STRENGTH OF SCHEDULE	OPP. STRENGTH OF SCHEDULE	TEAM RPI	ADJ RPI	CONF. RPI	ADJ CONF. RPI				
DIV. I ONLY		9-12-0	.42857 193	6-4-0	215	299	234	.4307 236	31	31				
DIV. I NON-CONF.		3-8-0	.27273 251	0-0-0	143	247	240	.42826 241	31	31				
<hr/>														
TOTALS	RPI 1-25	RPI 26-50		W-L RECORDS	RPI 51-100		RPI 101-150		RPI 150+					
9-12-0	0-0-0	0-2-0		OVERALL	0-1-0		0-3-0		9-6-0					
3-5-0	0-0-0	0-1-0		HOME	0-0-0		0-1-0		3-3-0					
6-6-0	0-0-0	0-1-0		AWAY	0-1-0		0-1-0		6-3-0					
0-1-0	0-0-0	0-0-0		NEUTRAL	0-0-0		0-1-0		0-0-0					
<hr/>														
3-8-0	0-0-0	0-2-0		NON-CONFERENCE	0-1-0		0-2-0		3-3-0					
0-2-0	0-0-0	0-1-0		HOME	0-0-0		0-0-0		0-1-0					
3-5-0	0-0-0	0-0-		AWAY	0-1-0		0-1-0		3-2-0					
0-1-0	0-0-0	0-0-0		NEUTRAL	0-0-0		0-1-0		0-0-0					
<hr/>														
6-4-0	0-0-0	0-0-0		CONFERENCE	0-0-0		0-1-0		6-3-0					
3-3-0	0-0-0	0-0-0		HOME	0-0-0		0-1-0		3-2-0					
3-1-0	0-0-0	0-0-0		AWAY	0-0-0		0-0-0		3-1-0					
0-0-0	0-0-0	0-0-0		NEUTRAL	0-0-0		0-0-0		0-0-0					
<hr/>														
RPI S	Opponent	Score	RPI S	Opponent	Score	RPI S	Opponent	Score	RPI S	Opponent	Score			
31	H	UTEP	1	2	88	A	Creighton	0	4	122	H	Alabama A&M	0	1
41	A	North Texas	0	6						127	N	North Dakota St.	0	4
										133	A	Stephen F. Austin	0	5
										180	A	Western Ky.	0	4
										189	A	Houston	0	4
										208	H	La.-Monroe	1	4
										224	A	Mississippi Val.	1	0
										252	H	Jackson St.	0	3
										252	H	Jackson St.	2	1
										265	A	Centenary (La.)	2	1
										273	A	Prairie View	1	2
										296	H	Alabama St.	3	0
										298	H	Southern U.	0	1
										300	A	Nicholls St.	4	1
										302	H	Ark.-Pine Bluff	3	0
										303	A	Lipscomb	3	0
										304	A	Texas Southern	3	0
										306	A	Alcorn St.	9	0
<hr/>														
LAST 10 GAMES														
252	H	Jackson St.	0	3	298	H	Southern U.	0	1					
304	A	Texas Southern	3	0	302	H	Ark.-Pine Bluff	3	0					
273	A	Prairie View	1	2	224	A	Mississippi Val.	1	0					
296	H	Alabama St.	3	0	306	A	Alcorn St.	9	0					
252	H	Jackson St.	2	1	122	H	Alabama A&M	0	1					

Non-Div. I Games:

Grambling

Average RPI Win: 215		WON-LOST	WINNING	LAST 10	STRENGTH OF		OPP. STRENGTH	TEAM	ADJ		CONF.	ADJ CONF.	
Average RPI Loss: 200		RECORD	PCT. RANK	GAMES	SCHEDULE		OF SCHEDULE	RPI	RPI		RPI	RPI	
DIV. I ONLY		8-10-3	.45238	178	6-2-2		249	251	222	.43051	237	24	25
DIV. I NON-CONF.		2-7-1	.25	257	1-1-0		272	203	281	.36616	281	24	24
TOTALS		RPI 1-25	RPI 26-50		W-L RECORDS		RPI 51-100		RPI 101-150		RPI 150+		
8-10-3	0-0-0	0-0-0		OVERALL		2-1-1		0-1-1		6-8-1			
4-5-2	0-0-0	0-0-0		HOME		0-1-0		0-1-1		4-3-1			
3-4-0	0-0-0	0-0-0		AWAY		1-0-0		0-0-0		2-4-0			
1-1-1	0-0-0	0-0-0		NEUTRAL		1-0-1		0-0-0		0-1-0			
2-7-1	0-0-0	0-0-0		NON-CONFERENCE		1-1-0		0-1-0		1-5-1			
1-4-1	0-0-0	0-0-0		HOME		0-1-0		0-1-0		1-2-1			
0-2-0	0-0-0	0-0-		AWAY		0-0-0		0-0-0		0-2-0			
1-1-0	0-0-0	0-0-0		NEUTRAL		1-0-0		0-0-0		0-1-0			
6-3-2	0-0-0	0-0-0		CONFERENCE		1-0-1		0-0-1		5-3-0			
3-1-1	0-0-0	0-0-0		HOME		0-0-0		0-0-1		3-1-0			
3-2-0	0-0-0	0-0-0		AWAY		1-0-0		0-0-0		2-2-0			
0-0-1	0-0-0	0-0-0		NEUTRAL		0-0-1		0-0-0		0-0-0			
RPI S	Opponent	Score	RPI S	Opponent	Score	RPI S	Opponent	Score	RPI S	Opponent	Score		
						84 H Louisville	0 1	139 H Eastern Ill.	0 0				
						92 A Samford	1 0	148 H Evansville	1 2				
						92 N Samford	0 0	153 H Southeast Mo. St.	1 2				
						98 N South Ala.	2 1	161 A Valparaiso	1 2				
								169 A Indiana St.	1 2				
								227 A Tennessee Tech	0 1				
								228 A Jacksonville St.	3 2				
								239 A Tenn.-Martin	3 1				
								247 H Southern Miss.	0 3				
								250 H Arkansas St.	4 1				
								259 A Austin Peay	1 3				
								259 H Austin Peay	3 0				
								264 H Morehead St.	3 0				
								266 H South Dakota St.	1 2				
								281 H IUPUI	2 2				
								282 N Ark.-Little Rock	0 1				
								289 H Eastern Ky.	4 0				
LAST 10 GAMES													
						92 N Samford	0 0	153 H Southeast Mo. St.	1 2				
						259 H Austin Peay	3 0	239 A Tenn.-Martin	3 1				
						266 H South Dakota St.	1 2	92 A Samford	1 0				
						250 H Arkansas St.	4 1	228 A Jacksonville St.	3 2				
						139 H Eastern Ill.	0 0	289 H Eastern Ky.	4 0				

Non-Div. I Games:

Murray St.

Average RPI Win: 238		WON-LOST	WINNING	LAST 10	STRENGTH OF		OPP. STRENGTH	TEAM	ADJ	CONF.	ADJ CONF.
Average RPI Loss: 175		RECORD	PCT. RANK	GAMES	SCHEDULE		OF SCHEDULE	RPI	RPI	RPI	RPI
DIV. I ONLY		9-11-1	.45238	178	5-4-1		264	242	229	.42944	238
DIV. I NON-CONF.		4-5-0	.44444	176	0-0-0		243	207	229	.43433	232
TOTALS		RPI 1-25	RPI 26-50		W-L RECORDS		RPI 51-100		RPI 101-150		RPI 150+
9-11-1	0-0-0	0-0-0		OVERALL		1-1-0		0-3-0		8-7-1	
3-5-0	0-0-0	0-0-0		HOME		0-1-0		0-0-0		3-4-0	
5-3-0	0-0-0	0-0-0		AWAY		1-0-0		0-2-0		4-1-0	
1-3-1	0-0-0	0-0-0		NEUTRAL		0-0-0		0-1-0		1-2-1	
4-5-0	0-0-0	0-0-0		NON-CONFERENCE		1-0-0		0-2-0		3-3-0	
2-1-0	0-0-0	0-0-0		HOME		0-0-0		0-0-0		2-1-0	
1-1-0	0-0-0	0-0-		AWAY		1-0-0		0-1-0		0-0-0	
1-3-0	0-0-0	0-0-0		NEUTRAL		0-0-0		0-1-0		1-2-0	
5-6-1	0-0-0	0-0-0		CONFERENCE		0-1-0		0-1-0		5-4-1	
1-4-0	0-0-0	0-0-0		HOME		0-1-0		0-0-0		1-3-0	
4-2-0	0-0-0	0-0-0		AWAY		0-0-0		0-1-0		4-1-0	
0-0-1	0-0-0	0-0-0		NEUTRAL		0-0-0		0-0-0		0-0-1	
RPI S	Opponent	Score	RPI S	Opponent	Score	RPI S	Opponent	Score	RPI S	Opponent	Score
						51 H	Fla. Atlantic	0 3	140 A	South Fla.	0 2
						100 A	Miami (Fla.)	2 1	145 A	Kennesaw St.	1 4
									147 N	Coastal Caro.	0 1
									155 H	Kent St.	0 2
									176 H	Campbell	1 2
									176 N	Campbell	0 0
									191 N	Sacred Heart	0 3
									206 A	Gardner-Webb	1 0
									206 H	Gardner-Webb	1 4
									214 N	St. Francis (Pa.)	0 1
									219 H	Jacksonville	2 0
									229 H	Stony Brook	2 1
									245 A	East Tenn. St.	1 2
									255 H	North Fla.	0 1
									260 A	Mercer	1 0
									268 A	Belmont	2 0
									272 H	McNeese St.	1 0
									289 N	Eastern Ky.	1 0
									303 A	Lipscomb	3 2
LAST 10 GAMES											
						176 N	Campbell	0 0	268 A	Belmont	2 0
						206 A	Gardner-Webb	1 0	51 H	Fla. Atlantic	0 3
						219 H	Jacksonville	2 0	255 H	North Fla.	0 1
						260 A	Mercer	1 0	245 A	East Tenn. St.	1 2
						303 A	Lipscomb	3 2	145 A	Kennesaw St.	1 4

Non-Div. I Games:

Stetson

Average RPI Win:	230	WON-LOST	WINNING	LAST 10	STRENGTH OF	OPP. STRENGTH	TEAM	ADJ	CONF.	ADJ CONF.	
Average RPI Loss:	186	RECORD	PCT. RANK	GAMES	SCHEDULE	OF SCHEDULE	RPI	RPI	RPI	RPI	
DIV. I ONLY	9-10-0	.47368	164	4-6-0	280	237	233	.42855	239	24	25
DIV. I NON-CONF.	6-4-0	.6	92	1-0-0	266	201	183	.4645	185	24	24
<hr/>											
TOTALS	RPI 1-25	RPI 26-50		W-L RECORDS		RPI 51-100		RPI 101-150		RPI 150+	
9-10-0	0-0-0	0-0-0		OVERALL		1-3-0		0-1-0		8-6-0	
7-2-0	0-0-0	0-0-0		HOME		1-0-0		0-1-0		6-1-0	
2-7-0	0-0-0	0-0-0		AWAY		0-3-0		0-0-0		2-4-0	
0-1-0	0-0-0	0-0-0		NEUTRAL		0-0-0		0-0-0		0-1-0	
<hr/>											
6-4-0	0-0-0	0-0-0		NON-CONFERENCE		1-2-0		0-0-0		5-2-0	
4-0-0	0-0-0	0-0-0		HOME		1-0-0		0-0-0		3-0-0	
2-3-0	0-0-0	0-0-		AWAY		0-2-0		0-0-0		2-1-0	
0-1-0	0-0-0	0-0-0		NEUTRAL		0-0-0		0-0-0		0-1-0	
<hr/>											
3-6-0	0-0-0	0-0-0		CONFERENCE		0-1-0		0-1-0		3-4-0	
3-2-0	0-0-0	0-0-0		HOME		0-0-0		0-1-0		3-1-0	
0-4-0	0-0-0	0-0-0		AWAY		0-1-0		0-0-0		0-3-0	
0-0-0	0-0-0	0-0-0		NEUTRAL		0-0-0		0-0-0		0-0-0	
<hr/>											
RPI S	Opponent	Score	RPI S	Opponent	Score	RPI S	Opponent	Score	RPI S	Opponent	Score
						74 A	Memphis	0 3	139 H	Eastern Ill.	0 1
						90 A	Missouri St.	0 4	153 H	Southeast Mo. St.	1 0
						92 A	Samford	0 2	202 H	Chattanooga	6 0
						98 H	South Ala.	3 2	208 A	La.-Monroe	2 0
									227 A	Tennessee Tech	2 3
									228 A	Jacksonville St.	1 3
									237 H	Murray St.	1 3
									250 A	Arkansas St.	2 3
									259 A	Austin Peay	1 2
									264 H	Morehead St.	7 1
									265 N	Centenary (La.)	1 2
									268 H	Belmont	3 2
									282 H	Ark.-Little Rock	3 0
									289 H	Eastern Ky.	6 0
									303 A	Lipscomb	5 0
<hr/>											
			LAST 10 GAMES								
			303 A	Lipscomb	5 0	92 A	Samford	0 2			
			153 H	Southeast Mo. St.	1 0	264 H	Morehead St.	7 1			
			139 H	Eastern Ill.	0 1	289 H	Eastern Ky.	6 0			
			237 H	Murray St.	1 3	259 A	Austin Peay	1 2			
			228 A	Jacksonville St.	1 3	227 A	Tennessee Tech	2 3			

Non-Div. I Games:

Tenn.-Martin

Average RPI Win: 259		WON-LOST	WINNING	LAST 10	STRENGTH OF		OPP. STRENGTH	TEAM	ADJ	CONF.	ADJ CONF.
Average RPI Loss: 176		RECORD	PCT. RANK	GAMES	SCHEDULE		OF SCHEDULE	RPI	RPI	RPI	RPI
DIV. I ONLY		8-11-1	.425	194	3-7-0		243	271	238	.4283	240
DIV. I NON-CONF.		5-5-1	.5	141	0-2-0		267	268	234	.43188	233
TOTALS		RPI 1-25	RPI 26-50		W-L RECORDS		RPI 51-100		RPI 101-150		RPI 150+
8-11-1	0-0-0	0-0-0		OVERALL		0-1-1		1-3-0		7-7-0	
4-4-1	0-0-0	0-0-0		HOME		0-0-1		0-2-0		4-2-0	
4-7-0	0-0-0	0-0-0		AWAY		0-1-0		1-1-0		3-5-0	
0-0-0	0-0-0	0-0-0		NEUTRAL		0-0-0		0-0-0		0-0-0	
5-5-1	0-0-0	0-0-0		NON-CONFERENCE		0-1-1		0-0-0		5-4-0	
2-1-1	0-0-0	0-0-0		HOME		0-0-1		0-0-0		2-1-0	
3-4-0	0-0-0	0-0-		AWAY		0-1-0		0-0-0		3-3-0	
0-0-0	0-0-0	0-0-0		NEUTRAL		0-0-0		0-0-0		0-0-0	
3-6-0	0-0-0	0-0-0		CONFERENCE		0-0-0		1-3-0		2-3-0	
2-3-0	0-0-0	0-0-0		HOME		0-0-0		0-2-0		2-1-0	
1-3-0	0-0-0	0-0-0		AWAY		0-0-0		1-1-0		0-2-0	
0-0-0	0-0-0	0-0-0		NEUTRAL		0-0-0		0-0-0		0-0-0	
RPI S	Opponent	Score	RPI S	Opponent	Score	RPI S	Opponent	Score	RPI S	Opponent	Score
						58 A	Davidson	0 3	134 A	UNC Asheville	0 1
						92 H	Samford	0 0	134 H	UNC Asheville	0 1
									136 A	Liberty	1 0
									147 H	Coastal Caro.	1 2
									176 A	Campbell	1 2
									178 H	Georgia St.	1 4
									205 A	Birmingham-So.	1 2
									206 A	Gardner-Webb	0 2
									217 A	Radford	0 1
									228 A	Jacksonville St.	1 5
									230 H	High Point	3 1
									248 H	Charleston So.	1 2
									251 H	Wofford	1 0
									259 A	Austin Peay	1 0
									287 H	Ga. Southern	3 1
									295 H	VMI	4 1
									303 A	Lipscomb	5 1
									307 A	South Carolina St.	3 0
LAST 10 GAMES											
						134 H	UNC Asheville	0 1	136 A	Liberty	1 0
						295 H	VMI	4 1	147 H	Coastal Caro.	1 2
						228 A	Jacksonville St.	1 5	205 A	Birmingham-So.	1 2
						248 H	Charleston So.	1 2	134 A	UNC Asheville	0 1
						58 A	Davidson	0 3	230 H	High Point	3 1

Non-Div. I Games:

Winthrop

Average RPI Win:	200	WON-LOST	WINNING	LAST 10	STRENGTH OF	OPP. STRENGTH	TEAM	ADJ	CONF.	ADJ CONF.	
Average RPI Loss:	144	RECORD	PCT. RANK	GAMES	SCHEDULE	OF SCHEDULE	RPI	RPI	RPI	RPI	
DIV. I ONLY	5-12-0	.29412	260	2-8-0	157	207	246	.42814	241	15	14
DIV. I NON-CONF.	3-5-0	.375	209	0-1-0	182	218	216	.44397	218	14	14
TOTALS	RPI 1-25	RPI 26-50	W-L RECORDS	RPI 51-100	RPI 101-150	RPI 150+					
5-12-0	0-1-0	0-0-0	OVERALL	1-3-0	0-2-0	4-6-0					
2-5-0	0-0-0	0-0-0	HOME	0-2-0	0-1-0	2-2-0					
3-7-0	0-1-0	0-0-0	AWAY	1-1-0	0-1-0	2-4-0					
0-0-0	0-0-0	0-0-0	NEUTRAL	0-0-0	0-0-0	0-0-0					
3-5-0	0-0-0	0-0-0	NON-CONFERENCE	1-2-0	0-0-0	2-3-0					
1-2-0	0-0-0	0-0-0	HOME	0-1-0	0-0-0	1-1-0					
2-3-0	0-0-0	0-0-	AWAY	1-1-0	0-0-0	1-2-0					
0-0-0	0-0-0	0-0-0	NEUTRAL	0-0-0	0-0-0	0-0-0					
2-7-0	0-1-0	0-0-0	CONFERENCE	0-1-0	0-2-0	2-3-0					
1-3-0	0-0-0	0-0-0	HOME	0-1-0	0-1-0	1-1-0					
1-4-0	0-1-0	0-0-0	AWAY	0-0-0	0-1-0	1-2-0					
0-0-0	0-0-0	0-0-0	NEUTRAL	0-0-0	0-0-0	0-0-0					
RPI S Opponent	Score	RPI S Opponent	Score	RPI S Opponent	Score	RPI S Opponent	Score				
25 A St. Louis	0 2			53 H James Madison	1 2	105 A Duquesne	1 2				
				69 A San Diego St.	1 0	126 H Dayton	0 1				
				76 A UC Santa Barb.	0 1	166 A Navy	0 1				
				96 H Rhode Island	1 2	170 A St. Joseph's	0 3				
						172 H Massachusetts	1 0				
						194 H Xavier	0 2				
						214 H St. Francis (Pa.)	3 0				
						222 A American	1 3				
						225 H UMBC	0 1				
						243 A La Salle	2 1				
						269 A Temple	2 3				
						301 A Howard	2 1				
LAST 10 GAMES											
25 A St. Louis	0 2	170 A St. Joseph's	0 3								
105 A Duquesne	1 2	194 H Xavier	0 2								
96 H Rhode Island	1 2	126 H Dayton	0 1								
172 H Massachusetts	1 0	243 A La Salle	2 1								
269 A Temple	2 3	222 A American	1 3								

Non-Div. I Games:

George Washington

Average RPI Win:	234	WON-LOST RECORD	WINNING PCT. RANK	LAST 10 GAMES	STRENGTH OF SCHEDULE	OPP. STRENGTH OF SCHEDULE	TEAM RPI	ADJ RPI	CONF. RPI	ADJ CONF. RPI		
DIV. I ONLY		4-10-3	.32353	245	2-7-1	183	210	242	.42778	242	16	16
DIV. I NON-CONF.		2-3-2	.42857	190	0-0-0	179	285	203	.44965	204	15	15
<hr/>												
TOTALS	RPI 1-25	RPI 26-50		W-L RECORDS		RPI 51-100		RPI 101-150		RPI 150+		
4-10-3	0-0-0	0-2-0		OVERALL		0-2-0		0-1-1		4-5-2		
3-4-3	0-0-0	0-1-0		HOME		0-1-0		0-1-1		3-1-2		
1-4-0	0-0-0	0-0-0		AWAY		0-1-0		0-0-0		1-3-0		
0-2-0	0-0-0	0-1-0		NEUTRAL		0-0-0		0-0-0		0-1-0		
<hr/>												
2-3-2	0-0-0	0-0-0		NON-CONFERENCE		0-0-0		0-1-0		2-2-2		
2-2-2	0-0-0	0-0-0		HOME		0-0-0		0-1-0		2-1-2		
0-1-0	0-0-0	0-0-		AWAY		0-0-0		0-0-0		0-1-0		
0-0-0	0-0-0	0-0-0		NEUTRAL		0-0-0		0-0-0		0-0-0		
<hr/>												
2-7-1	0-0-0	0-2-0		CONFERENCE		0-2-0		0-0-1		2-3-0		
1-2-1	0-0-0	0-1-0		HOME		0-1-0		0-0-1		1-0-0		
1-3-0	0-0-0	0-0-0		AWAY		0-1-0		0-0-0		1-2-0		
0-2-0	0-0-0	0-1-0		NEUTRAL		0-0-0		0-0-0		0-1-0		
<hr/>												
RPI	S	Opponent	Score	RPI	S	Opponent	Score	RPI	S	Opponent	Score	
				41	H	North Texas	0 1	87	A	Middle Tenn.	1 4	
				41	N	North Texas	2 3	98	H	South Ala.	1 2	
										111	H Denver	1 1
										113	H Oklahoma St.	0 5
										161	H LSU	0 1
										180	A Western Ky.	0 2
										182	H Northwestern St.	1 0
										186	H Wis.-Green Bay	1 1
										212	N Florida Int'l	1 2
										215	H Tulsa	1 1
										232	H Troy	2 1
										247	A Southern Miss.	2 5
										250	A Arkansas St.	1 0
										272	H McNeese St.	1 0
										282	A Ark.-Little Rock	0 2
				LAST 10 GAMES								
				41	N	North Texas	2 3	180	A	Western Ky.	0 2	
				212	N	Florida Int'l	1 2	111	H	Denver	1 1	
				98	H	South Ala.	1 2	41	H	North Texas	0 1	
				232	H	Troy	2 1	282	A	Ark.-Little Rock	0 2	
				87	A	Middle Tenn.	1 4	250	A	Arkansas St.	1 0	

Non-Div. I Games:

La.-Lafayette

Average RPI Win:		221	WON-LOST RECORD		WINNING PCT. RANK		LAST 10 GAMES		STRENGTH OF SCHEDULE		OPP. STRENGTH OF SCHEDULE		TEAM RPI		ADJ RPI		CONF. RPI		ADJ CONF. RPI			
DIV. I ONLY			5-12-2		.31579	248	3-6-1		186		202	248	.42691	243	15	14						
DIV. I NON-CONF.			3-6-1		.35	225	1-0-0		216		214	241	.42827	240	14	14						
TOTALS		RPI 1-25		RPI 26-50		W-L RECORDS		RPI 51-100		RPI 101-150		RPI 150+										
5-12-2	0-1-0			0-0-0		OVERALL		0-4-0		1-2-0		4-5-2										
0-4-1	0-0-0			0-0-0		HOME		0-1-0		0-1-0		0-2-1										
5-8-0	0-1-0			0-0-0		AWAY		0-3-0		1-1-0		4-3-0										
0-0-1	0-0-0			0-0-0		NEUTRAL		0-0-0		0-0-0		0-0-1										
3-6-1	0-0-0			0-0-0		NON-CONFERENCE		0-3-0		0-1-0		3-2-1										
0-0-0	0-0-0			0-0-0		HOME		0-0-0		0-0-0		0-0-0										
3-6-0	0-0-0			0-0-		AWAY		0-3-0		0-1-0		3-2-0										
0-0-1	0-0-0			0-0-0		NEUTRAL		0-0-0		0-0-0		0-0-1										
2-6-1	0-1-0			0-0-0		CONFERENCE		0-1-0		1-1-0		1-3-1										
0-4-1	0-0-0			0-0-0		HOME		0-1-0		0-1-0		0-2-1										
2-2-0	0-1-0			0-0-0		AWAY		0-0-0		1-0-0		1-1-0										
0-0-0	0-0-0			0-0-0		NEUTRAL		0-0-0		0-0-0		0-0-0										
RPI	S	Opponent		Score	RPI	S	Opponent		Score	RPI	S	Opponent		Score								
25	A	St. Louis		0 5						60	A	Princeton		0 4	105	A	Duquesne		1 0			
										71	A	Lehigh		0 2	121	A	Penn		0 3			
										79	A	Villanova		0 1	126	H	Dayton		1 3			
										96	H	Rhode Island		1 2	166	A	Navy		2 3			
																170	A	St. Joseph's		1 2		
																172	H	Massachusetts		1 2		
																194	H	Xavier		1 1		
																218	A	Drexel		3 1		
																220	A	Fairleigh Dickinson		4 2		
																241	H	George Washington		1 2		
																244	A	Hartford		0 2		
																264	N	Morehead St.		0 0		
																269	A	Temple		2 1		
																293	A	Marshall		2 1		
					LAST 10 GAMES																	
					25 A St. Louis 0 5					170 A St. Joseph's 1 2												
					105 A Duquesne 1 0					269 A Temple 2 1												
					293 A Marshall 2 1					126 H Dayton 1 3												
					172 H Massachusetts 1 2					194 H Xavier 1 1												
					96 H Rhode Island 1 2					241 H George Washington 1 2												

Non-Div. I Games:

La Salle

Average RPI Win:		228	WON-LOST RECORD		WINNING PCT. RANK		LAST 10 GAMES		STRENGTH OF SCHEDULE		OPP. STRENGTH OF SCHEDULE		TEAM RPI		ADJ RPI		CONF. RPI		ADJ CONF. RPI				
DIV. I ONLY			4-13-1		.25 273		3-6-1		128		170		249		.42647 244		19		19				
DIV. I NON-CONF.			2-8-0		.2 269		1-1-0		89		160		227		.43735 228		16		17				
TOTALS		RPI 1-25		RPI 26-50		W-L RECORDS		RPI 51-100		RPI 101-150		RPI 150+											
4-13-1		0-1-0		0-2-0		OVERALL		0-2-0		1-2-0		3-6-1											
2-6-1		0-0-0		0-0-0		HOME		0-2-0		0-1-0		2-3-1											
2-7-0		0-1-0		0-2-0		AWAY		0-0-0		1-1-0		1-3-0											
0-0-0		0-0-0		0-0-0		NEUTRAL		0-0-0		0-0-0		0-0-0											
2-8-0		0-1-0		0-1-0		NON-CONFERENCE		0-2-0		1-0-0		1-4-0											
1-4-0		0-0-0		0-0-0		HOME		0-2-0		0-0-0		1-2-0											
1-4-0		0-1-0		0-0-		AWAY		0-0-0		1-0-0		0-2-0											
0-0-0		0-0-0		0-0-0		NEUTRAL		0-0-0		0-0-0		0-0-0											
2-5-1		0-0-0		0-1-0		CONFERENCE		0-0-0		0-2-0		2-2-1											
1-2-1		0-0-0		0-0-0		HOME		0-0-0		0-1-0		1-1-1											
1-3-0		0-0-0		0-1-0		AWAY		0-0-0		0-1-0		1-1-0											
0-0-0		0-0-0		0-0-0		NEUTRAL		0-0-0		0-0-0		0-0-0											
RPI	S	Opponent		Score		RPI	S	Opponent		Score		RPI	S	Opponent		Score							
13	A	Yale		0 1		32	A	Central Conn. St.		1 2		80	H	Fairfield		0 1							
						43	A	Boston U.		1 3		96	H	Rhode Island		0 7							
														106 H Maine		0 2							
														138 A Binghamton		0 1							
														142 A Army		1 0							
														152 H New Hampshire		0 0							
														167 H Vermont		1 3							
														172 A Massachusetts		0 3							
														188 A Syracuse		1 3							
														191 H Sacred Heart		1 2							
														225 A UMBC		0 1							
														229 H Stony Brook		1 0							
														234 H Siena		1 2							
														243 H La Salle		2 0							
														297 A Albany (N.Y.)		1 0							
LAST 10 GAMES																							
43 A Boston U.						1 3						225 A UMBC						0 1					
138 A Binghamton						0 1						152 H New Hampshire						0 0					
229 H Stony Brook						1 0						297 A Albany (N.Y.)						1 0					
167 H Vermont						1 3						142 A Army						1 0					
106 H Maine						0 2						191 H Sacred Heart						1 2					

Non-Div. I Games:

Hartford

Average RPI Win: 239		WON-LOST	WINNING	LAST 10	STRENGTH OF		OPP. STRENGTH	TEAM	ADJ	CONF.	ADJ CONF.
Average RPI Loss: 178		RECORD	PCT. RANK	GAMES	SCHEDULE		OF SCHEDULE	RPI	RPI	RPI	RPI
DIV. I ONLY		8-11-1	.425	194	4-5-1		234	278	235	.42627	245
DIV. I NON-CONF.		4-4-1	.5	141	1-0-1		178	282	178	.46941	180
TOTALS		RPI 1-25	RPI 26-50		W-L RECORDS		RPI 51-100		RPI 101-150		RPI 150+
8-11-1	0-0-0	0-0-0		OVERALL		0-2-0		1-3-0		7-6-1	
5-3-1	0-0-0	0-0-0		HOME		0-1-0		0-0-0		5-2-1	
2-7-0	0-0-0	0-0-0		AWAY		0-1-0		0-3-0		2-3-0	
1-1-0	0-0-0	0-0-0		NEUTRAL		0-0-0		1-0-0		0-1-0	
4-4-1	0-0-0	0-0-0		NON-CONFERENCE		0-1-0		1-2-0		3-1-1	
2-1-1	0-0-0	0-0-0		HOME		0-0-0		0-0-0		2-1-1	
1-3-0	0-0-0	0-0-		AWAY		0-1-0		0-2-0		1-0-0	
1-0-0	0-0-0	0-0-0		NEUTRAL		0-0-0		1-0-0		0-0-0	
4-7-0	0-0-0	0-0-0		CONFERENCE		0-1-0		0-1-0		4-5-0	
3-2-0	0-0-0	0-0-0		HOME		0-1-0		0-0-0		3-1-0	
1-4-0	0-0-0	0-0-0		AWAY		0-0-0		0-1-0		1-3-0	
0-1-0	0-0-0	0-0-0		NEUTRAL		0-0-0		0-0-0		0-1-0	
RPI S	Opponent	Score	RPI S	Opponent	Score	RPI S	Opponent	Score	RPI S	Opponent	Score
						51 H	Fla. Atlantic	0 1	122 N	Alabama A&M	3 2
						87 A	Middle Tenn.	2 5	134 A	UNC Asheville	0 3
									141 A	George Mason	1 3
									145 A	Kennesaw St.	0 4
									176 H	Campbell	4 1
									206 H	Gardner-Webb	1 2
									217 H	Radford	2 1
									219 A	Jacksonville	1 2
									219 N	Jacksonville	1 2
									227 H	Tennessee Tech	0 0
									228 H	Jacksonville St.	2 3
									238 H	Stetson	2 1
									255 A	North Fla.	1 2
									260 H	Mercer	5 3
									268 A	Belmont	0 2
									290 A	Mt. St. Mary's	3 2
									303 A	Lipscomb	5 2
									307 H	South Carolina St.	6 1
LAST 10 GAMES											
						219 N	Jacksonville	1 2	206 H	Gardner-Webb	1 2
						227 H	Tennessee Tech	0 0	176 H	Campbell	4 1
						145 A	Kennesaw St.	0 4	268 A	Belmont	0 2
						51 H	Fla. Atlantic	0 1	303 A	Lipscomb	5 2
						307 H	South Carolina St.	6 1	238 H	Stetson	2 1

Non-Div. I Games:

East Tenn. St.

Average RPI Win: 257		WON-LOST RECORD	WINNING PCT. RANK		LAST 10 GAMES	STRENGTH OF SCHEDULE	OPP. STRENGTH OF SCHEDULE	TEAM RPI	ADJ RPI	CONF. RPI	ADJ CONF. RPI	
Average RPI Loss: 173												
DIV. I ONLY		7-9-1	.44118	192	5-4-1	257	289	243	.42617	246	30	30
DIV. I NON-CONF.		4-8-1	.34615	229	2-3-1	155	239	219	.43666	230	30	30
<hr/>												
TOTALS		RPI 1-25		RPI 26-50		W-L RECORDS		RPI 51-100		RPI 101-150		RPI 150+
7-9-1		0-0-0		0-0-0		OVERALL		0-1-0		1-3-0		6-5-1
4-2-0		0-0-0		0-0-0		HOME		0-0-0		1-1-0		3-1-0
2-6-1		0-0-0		0-0-0		AWAY		0-1-0		0-1-0		2-4-1
1-1-0		0-0-0		0-0-0		NEUTRAL		0-0-0		0-1-0		1-0-0
4-8-1		0-0-0		0-0-0		NON-CONFERENCE		0-1-0		1-3-0		3-4-1
3-2-0		0-0-0		0-0-0		HOME		0-0-0		1-1-0		2-1-0
1-5-1		0-0-0		0-0-		AWAY		0-1-0		0-1-0		1-3-1
0-1-0		0-0-0		0-0-0		NEUTRAL		0-0-0		0-1-0		0-0-0
3-1-0		0-0-0		0-0-0		CONFERENCE		0-0-0		0-0-0		3-1-0
1-0-0		0-0-0		0-0-0		HOME		0-0-0		0-0-0		1-0-0
1-1-0		0-0-0		0-0-0		AWAY		0-0-0		0-0-0		1-1-0
1-0-0		0-0-0		0-0-0		NEUTRAL		0-0-0		0-0-0		1-0-0
RPI	S	Opponent		Score		RPI	S	Opponent		Score		
						70	A	Western Caro.		0	2	
								134 H UNC Asheville		3	1	
								136 A Liberty		2	3	
								140 N South Fla.		1	3	
								147 H Coastal Caro.		4	6	
								176 A Campbell		1	2	
								179 H Appalachian St.		1	2	
								217 H Radford		3	2	
								221 A Elon		1	2	
								225 A UMBC		0	1	
								230 A High Point		1	1	
								248 H Charleston So.		1	0	
								263 A IPFW		0	1	
								288 A Citadel		3	0	
								301 A Howard		3	1	
								301 N Howard		2	0	
								307 H South Carolina St.		4	0	
LAST 10 GAMES												
		301 N Howard		2	0	230	A	High Point		1	1	
		263 A IPFW		0	1	307	H	South Carolina St.		4	0	
		301 A Howard		3	1	147	H	Coastal Caro.		4	6	
		248 H Charleston So.		1	0	136	A	Liberty		2	3	
		134 H UNC Asheville		3	1	225	A	UMBC		0	1	

Non-Div. I Games:

Longwood

Average RPI Win: 249		WON-LOST	WINNING	LAST 10	STRENGTH OF		OPP. STRENGTH	TEAM	ADJ	CONF.	ADJ CONF.
Average RPI Loss: 120		RECORD	PCT. RANK	GAMES	SCHEDULE		OF SCHEDULE	RPI	RPI	RPI	RPI
DIV. I ONLY		4-9-2	.33333	234	1-8-1		227	162	251	.42572	247
DIV. I NON-CONF.		3-2-1	.58333	105	0-1-0		170	279	145	.49435	148
TOTALS		RPI 1-25	RPI 26-50		W-L RECORDS		RPI 51-100		RPI 101-150		RPI 150+
4-9-2		0-0-0	0-1-0		OVERALL		0-4-0		0-2-0		4-2-2
2-2-1		0-0-0	0-0-0		HOME		0-1-0		0-1-0		2-0-1
2-7-1		0-0-0	0-1-0		AWAY		0-3-0		0-1-0		2-2-1
0-0-0		0-0-0	0-0-0		NEUTRAL		0-0-0		0-0-0		0-0-0
3-2-1		0-0-0	0-0-0		NON-CONFERENCE		0-1-0		0-0-0		3-1-1
1-0-0		0-0-0	0-0-0		HOME		0-0-0		0-0-0		1-0-0
2-2-1		0-0-0	0-0-		AWAY		0-1-0		0-0-0		2-1-1
0-0-0		0-0-0	0-0-0		NEUTRAL		0-0-0		0-0-0		0-0-0
1-7-1		0-0-0	0-1-0		CONFERENCE		0-3-0		0-2-0		1-1-1
1-2-1		0-0-0	0-0-0		HOME		0-1-0		0-1-0		1-0-1
0-5-0		0-0-0	0-1-0		AWAY		0-2-0		0-1-0		0-1-0
0-0-0		0-0-0	0-0-0		NEUTRAL		0-0-0		0-0-0		0-0-0
RPI S	Opponent	Score	RPI S	Opponent	Score	RPI S	Opponent	Score	RPI S	Opponent	Score
			31 A	UTEP	0 2	63 H	Rice	0 2	117 A	UAB	0 1
						73 A	UCF	2 3	144 H	East Caro.	1 2
						74 A	Memphis	1 5	189 H	Houston	1 1
						92 A	Samford	0 3	224 A	Mississippi Val.	8 1
									228 A	Jacksonville St.	0 2
									237 A	Murray St.	3 0
									242 H	La.-Lafayette	5 2
									254 A	Tulane	0 1
									265 A	Centenary (La.)	0 0
									293 H	Marshall	3 0
LAST 10 GAMES											
			63 H	Rice	0 2	293 H	Marshall	3 0			
			189 H	Houston	1 1	254 A	Tulane	0 1			
			74 A	Memphis	1 5	31 A	UTEP	0 2			
			117 A	UAB	0 1	73 A	UCF	2 3			
			144 H	East Caro.	1 2	228 A	Jacksonville St.	0 2			

Non-Div. I Games:

Southern Miss.

Average RPI Win: 231		WON-LOST	WINNING	LAST 10	STRENGTH OF		OPP. STRENGTH	TEAM	ADJ		CONF.	ADJ CONF.	
Average RPI Loss: 181		RECORD	PCT. RANK	GAMES	SCHEDULE		OF SCHEDULE	RPI	RPI		RPI	RPI	
DIV. I ONLY		7-12-0	.36842	217	4-6-0		193	286	241	.42558	248	22	23
DIV. I NON-CONF.		2-7-0	.22222	264	1-2-0		268	281	286	.35718	284	28	28
<hr/>													
TOTALS		RPI 1-25		RPI 26-50		W-L RECORDS		RPI 51-100		RPI 101-150		RPI 150+	
7-12-0		0-0-0		0-0-0		OVERALL		0-0-0		2-5-0		5-7-0	
3-2-0		0-0-0		0-0-0		HOME		0-0-0		0-1-0		3-1-0	
3-7-0		0-0-0		0-0-0		AWAY		0-0-0		1-2-0		2-5-0	
1-3-0		0-0-0		0-0-0		NEUTRAL		0-0-0		1-2-0		0-1-0	
2-7-0		0-0-0		0-0-0		NON-CONFERENCE		0-0-0		0-2-0		2-5-0	
1-0-0		0-0-0		0-0-0		HOME		0-0-0		0-0-0		1-0-0	
1-5-0		0-0-0		0-0-		AWAY		0-0-0		0-1-0		1-4-0	
0-2-0		0-0-0		0-0-0		NEUTRAL		0-0-0		0-1-0		0-1-0	
5-5-0		0-0-0		0-0-0		CONFERENCE		0-0-0		2-3-0		3-2-0	
2-2-0		0-0-0		0-0-0		HOME		0-0-0		0-1-0		2-1-0	
2-2-0		0-0-0		0-0-0		AWAY		0-0-0		1-1-0		1-1-0	
1-1-0		0-0-0		0-0-0		NEUTRAL		0-0-0		1-1-0		0-0-0	
RPI	S	Opponent	Score	RPI	S	Opponent	Score	RPI	S	Opponent	Score	RPI	S
										124 A	Wyoming	0	3
										134 A	UNC Asheville	2	1
										134 N	UNC Asheville	1	3
										136 H	Liberty	0	2
										142 N	Army	0	2
										147 A	Coastal Caro.	2	6
										147 N	Coastal Caro.	2	1
										179 A	Appalachian St.	1	2
										181 A	Col. of Charleston	0	2
										202 N	Chattanooga	0	1
										205 H	Birmingham-So.	2	1
										217 A	Radford	3	4
										230 H	High Point	0	1
										233 A	Northern Colo.	1	2
										240 A	Winthrop	2	1
										246 A	Longwood	0	1
										288 A	Citadel	5	1
										295 H	VMI	2	0
										307 H	South Carolina St.	3	0
<hr/>													
LAST 10 GAMES													

Non-Div. I Games: S.C. Aiken 4 1

Charleston So.

Average RPI Win:		241	WON-LOST RECORD		WINNING PCT. RANK		LAST 10 GAMES		STRENGTH OF SCHEDULE		OPP. STRENGTH OF SCHEDULE		TEAM RPI		ADJ RPI		CONF. RPI		ADJ CONF. RPI	
Average RPI Loss:		151																		
DIV. I ONLY			5-12-1		.30556 254		5-4-1		147		263		244		.42525 249		29		29	
DIV. I NON-CONF.			0-8-0		0 297		0-0-0		175		134		287		.35553 285		29		29	
TOTALS		RPI 1-25		RPI 26-50		W-L RECORDS		RPI 51-100		RPI 101-150		RPI 150+								
5-12-1		0-0-0		0-3-0		OVERALL		0-0-0		1-2-0		4-7-1								
1-5-0		0-0-0		0-1-0		HOME		0-0-0		0-0-0		1-4-0								
2-5-1		0-0-0		0-1-0		AWAY		0-0-0		0-2-0		2-2-1								
2-2-0		0-0-0		0-1-0		NEUTRAL		0-0-0		1-0-0		1-1-0								
0-8-0		0-0-0		0-3-0		NON-CONFERENCE		0-0-0		0-1-0		0-4-0								
0-3-0		0-0-0		0-1-0		HOME		0-0-0		0-0-0		0-2-0								
0-3-0		0-0-0		0-0-		AWAY		0-0-0		0-1-0		0-1-0								
0-2-0		0-0-0		0-1-0		NEUTRAL		0-0-0		0-0-0		0-1-0								
5-4-1		0-0-0		0-0-0		CONFERENCE		0-0-0		1-1-0		4-3-1								
1-2-0		0-0-0		0-0-0		HOME		0-0-0		0-0-0		1-2-0								
2-2-1		0-0-0		0-0-0		AWAY		0-0-0		0-1-0		2-1-1								
2-0-0		0-0-0		0-0-0		NEUTRAL		0-0-0		1-0-0		1-0-0								
RPI	S	Opponent		Score		RPI	S	Opponent		Score		RPI	S	Opponent		Score				
				31	H	UTEP		0	4			133	A	Stephen F. Austin		1	6			
				41	A	North Texas		1	6			133	N	Stephen F. Austin		3	1			
				45	N	Long Beach St.		0	3			143	A	TCU		0	4			
												151	N	Fresno St.		2	3			
												182	A	Northwestern St.		0	1			
												182	H	Northwestern St.		0	5			
												189	A	Houston		0	1			
												192	H	Texas St.		2	3			
												208	A	La.-Monroe		1	1			
												208	N	La.-Monroe		2	1			
												258	H	Texas Tech		2	3			
												265	H	Centenary (La.)		0	1			
												272	H	McNeese St.		1	0			
												292	A	Southeastern La.		1	0			
												300	A	Nicholls St.		2	0			
LAST 10 GAMES																				
				182	A	Northwestern St.		0	1	272	H	McNeese St.		1	0					
				133	N	Stephen F. Austin		3	1	133	A	Stephen F. Austin		1	6					
				208	N	La.-Monroe		2	1	292	A	Southeastern La.		1	0					
				208	A	La.-Monroe		1	1	300	A	Nicholls St.		2	0					
				182	H	Northwestern St.		0	5	192	H	Texas St.		2	3					

Non-Div. I Games:

Sam Houston St.

Average RPI Win: 222		WON-LOST	WINNING	LAST 10	STRENGTH OF		OPP. STRENGTH	TEAM	ADJ		CONF.	ADJ CONF.	
Average RPI Loss: 148		RECORD	PCT. RANK	GAMES	SCHEDULE		OF SCHEDULE	RPI	RPI		RPI	RPI	
DIV. I ONLY		5-13-1	.28947	262	2-7-1		149	232	247	.42513	250	16	16
DIV. I NON-CONF.		3-7-0	.3	243	0-2-0		99	283	208	.4474	211	15	15
TOTALS		RPI 1-25	RPI 26-50		W-L RECORDS		RPI 51-100		RPI 101-150		RPI 150+		
5-13-1	0-0-0	0-1-0		OVERALL		0-4-0		1-2-0		4-6-1			
3-4-1	0-0-0	0-0-0		HOME		0-1-0		0-1-0		3-2-1			
2-9-0	0-0-0	0-1-0		AWAY		0-3-0		1-1-0		1-4-0			
0-0-0	0-0-0	0-0-0		NEUTRAL		0-0-0		0-0-0		0-0-0			
3-7-0	0-0-0	0-0-0		NON-CONFERENCE		0-2-0		0-2-0		3-3-0			
3-1-0	0-0-0	0-0-0		HOME		0-0-0		0-1-0		3-0-0			
0-6-0	0-0-0	0-0-		AWAY		0-2-0		0-1-0		0-3-0			
0-0-0	0-0-0	0-0-0		NEUTRAL		0-0-0		0-0-0		0-0-0			
2-6-1	0-0-0	0-1-0		CONFERENCE		0-2-0		1-0-0		1-3-1			
0-3-1	0-0-0	0-0-0		HOME		0-1-0		0-0-0		0-2-1			
2-3-0	0-0-0	0-1-0		AWAY		0-1-0		1-0-0		1-1-0			
0-0-0	0-0-0	0-0-0		NEUTRAL		0-0-0		0-0-0		0-0-0			
RPI S	Opponent	Score	RPI S	Opponent	Score	RPI S	Opponent	Score	RPI S	Opponent	Score		
			41 A	North Texas	1 4	81 A	Missouri	0 7	111 A	Denver	2 0		
						87 H	Middle Tenn.	1 5	113 A	Oklahoma St.	0 3		
						90 A	Missouri St.	1 2	133 H	Stephen F. Austin	1 2		
						98 A	South Ala.	0 1	180 H	Western Ky.	0 1		
									182 A	Northwestern St.	0 4		
									202 A	Chattanooga	0 3		
									212 H	Florida Int'l	1 1		
									215 H	Tulsa	1 0		
									232 A	Troy	1 2		
									237 A	Murray St.	1 4		
									239 H	Tenn.-Martin	3 2		
									242 H	La.-Lafayette	0 1		
									265 H	Centenary (La.)	2 1		
									282 A	Ark.-Little Rock	2 0		
LAST 10 GAMES													
			237 A	Murray St.	1 4	182 A	Northwestern St.	0 4					
			87 H	Middle Tenn.	1 5	282 A	Ark.-Little Rock	2 0					
			180 H	Western Ky.	0 1	212 H	Florida Int'l	1 1					
			111 A	Denver	2 0	242 H	La.-Lafayette	0 1					
			41 A	North Texas	1 4	98 A	South Ala.	0 1					

Non-Div. I Games:

Arkansas St.

Average RPI Win:	210	WON-LOST RECORD	WINNING PCT. RANK	LAST 10 GAMES	STRENGTH OF SCHEDULE	OPP. STRENGTH OF SCHEDULE	TEAM RPI	ADJ RPI	CONF. RPI	ADJ CONF. RPI	
DIV. I ONLY	5-12-2	.31579	248	4-3-2	177	238	250	.42318	251	18	18
DIV. I NON-CONF.	1-7-0	.125	286	0-0-0	202	258	282	.36503	282	20	20
TOTALS	RPI 1-25	RPI 26-50	W-L RECORDS	RPI 51-100	RPI 101-150	RPI 150+					
5-12-2	0-0-0	0-0-0	OVERALL	1-4-0	0-3-1	4-5-1					
4-5-0	0-0-0	0-0-0	HOME	1-3-0	0-1-0	3-1-0					
1-6-2	0-0-0	0-0-0	AWAY	0-1-0	0-1-1	1-4-1					
0-1-0	0-0-0	0-0-0	NEUTRAL	0-0-0	0-1-0	0-0-0					
1-7-0	0-0-0	0-0-0	NON-CONFERENCE	0-2-0	0-2-0	1-3-0					
0-3-0	0-0-0	0-0-0	HOME	0-1-0	0-1-0	0-1-0					
1-3-0	0-0-0	0-0-	AWAY	0-1-0	0-0-0	1-2-0					
0-1-0	0-0-0	0-0-0	NEUTRAL	0-0-0	0-1-0	0-0-0					
4-5-2	0-0-0	0-0-0	CONFERENCE	1-2-0	0-1-1	3-2-1					
4-2-0	0-0-0	0-0-0	HOME	1-2-0	0-0-0	3-0-0					
0-3-2	0-0-0	0-0-0	AWAY	0-0-0	0-1-1	0-2-1					
0-0-0	0-0-0	0-0-0	NEUTRAL	0-0-0	0-0-0	0-0-0					
RPI S	Opponent	Score	RPI S	Opponent	Score	RPI S	Opponent	Score	RPI S	Opponent	Score
						54 H	Clemson	0 1	115 A	Furman	0 0
						58 H	Davidson	0 1	115 A	Furman	0 4
						70 H	Western Caro.	1 0	120 N	Virginia Tech	0 1
						89 H	UNC Greensboro	0 2	147 H	Coastal Caro.	1 2
						92 A	Samford	0 3	179 A	Appalachian St.	0 4
									181 H	Col. of Charleston	1 0
									202 H	Chattanooga	1 0
									212 A	Florida Int'l	1 2
									221 A	Elon	0 0
									230 H	High Point	0 2
									240 A	Winthrop	0 1
									287 A	Ga. Southern	1 2
									288 H	Citadel	3 0
									307 A	South Carolina St.	2 0
				LAST 10 GAMES							
						115 A	Furman	0 4	58 H	Davidson	0 1
						221 A	Elon	0 0	181 H	Col. of Charleston	1 0
						202 H	Chattanooga	1 0	288 H	Citadel	3 0
						89 H	UNC Greensboro	0 2	70 H	Western Caro.	1 0
						115 A	Furman	0 0	287 A	Ga. Southern	1 2

Non-Div. I Games:

Guilford

1

1

Wofford

Average RPI Win:	284	WON-LOST RECORD	WINNING PCT. RANK	LAST 10 GAMES	STRENGTH OF SCHEDULE	OPP. STRENGTH OF SCHEDULE	TEAM RPI	ADJ RPI	CONF. RPI	ADJ CONF. RPI		
Average RPI Loss:	209											
DIV. I ONLY		10-5-2	.64706 66	6-2-0	307	301	253	.42251 252	31	31		
DIV. I NON-CONF.		0-2-1	.16667 275	0-0-0	308	245	307	.23472 306	31	31		
<hr/>												
TOTALS	RPI 1-25	RPI 26-50		W-L RECORDS	RPI 51-100		RPI 101-150		RPI 150+			
10-5-2	0-0-0	0-0-0		OVERALL	0-0-0		0-1-0		10-4-2			
6-0-1	0-0-0	0-0-0		HOME	0-0-0		0-0-0		6-0-1			
3-4-1	0-0-0	0-0-0		AWAY	0-0-0		0-1-0		3-3-1			
1-1-0	0-0-0	0-0-0		NEUTRAL	0-0-0		0-0-0		1-1-0			
<hr/>												
0-2-1	0-0-0	0-0-0		NON-CONFERENCE	0-0-0		0-0-0		0-2-1			
0-0-1	0-0-0	0-0-0		HOME	0-0-0		0-0-0		0-0-1			
0-2-0	0-0-0	0-0-		AWAY	0-0-0		0-0-0		0-2-0			
0-0-0	0-0-0	0-0-0		NEUTRAL	0-0-0		0-0-0		0-0-0			
<hr/>												
10-3-1	0-0-0	0-0-0		CONFERENCE	0-0-0		0-1-0		10-2-1			
6-0-0	0-0-0	0-0-0		HOME	0-0-0		0-0-0		6-0-0			
3-2-1	0-0-0	0-0-0		AWAY	0-0-0		0-1-0		3-1-1			
1-1-0	0-0-0	0-0-0		NEUTRAL	0-0-0		0-0-0		1-1-0			
<hr/>												
RPI S	Opponent	Score	RPI S	Opponent	Score	RPI S	Opponent	Score	RPI S	Opponent	Score	
						122 A Alabama A&M					0	2
						161 A LSU					0	4
						224 H Mississippi Val.					5	0
						224 N Mississippi Val.					1	2
						236 A Grambling					3	0
						236 A Grambling					1	2
						273 H Prairie View					5	1
						296 A Alabama St.					0	0
						296 H Alabama St.					4	0
						298 A Southern U.					2	0
						298 N Southern U.					5	1
						300 A Nicholls St.					2	3
						302 A Ark.-Pine Bluff					4	0
						303 H Lipscomb					1	1
						304 H Texas Southern					2	0
						306 H Alcorn St.					5	0
						306 H Alcorn St.					10	0
<hr/>												
			LAST 10 GAMES									
			224 N Mississippi Val.			1	2	236 A Grambling			1	2
			236 A Grambling			3	0	302 A Ark.-Pine Bluff			4	0
			298 N Southern U.			5	1	304 H Texas Southern			2	0
			224 H Mississippi Val.			5	0	122 A Alabama A&M			0	2
			306 H Alcorn St.			5	0	296 A Alabama St.			0	0

Non-Div. I Games:

Delta St.

3 0

William Carey

6 0

Crichton

5 1

Jackson St.

Average RPI Win: 240		WON-LOST RECORD	WINNING PCT. RANK	LAST 10 GAMES	STRENGTH OF SCHEDULE	OPP. STRENGTH OF SCHEDULE	TEAM RPI	ADJ RPI	CONF. RPI	ADJ CONF. RPI		
Average RPI Loss: 154												
DIV. I ONLY		5-11-2	.33333 234	3-6-1	210	223	252	.42018 253	17	17		
DIV. I NON-CONF.		2-4-1	.35714 219	0-0-0	217	255	246	.42472 246	17	16		
<hr/>												
TOTALS		RPI 1-25	RPI 26-50		W-L RECORDS		RPI 51-100		RPI 101-150		RPI 150+	
5-11-2		0-0-0	0-1-0		OVERALL		0-1-1		0-2-0		5-7-1	
4-3-2		0-0-0	0-1-0		HOME		0-0-1		0-0-0		4-2-1	
1-6-0		0-0-0	0-0-0		AWAY		0-1-0		0-2-0		1-3-0	
0-2-0		0-0-0	0-0-0		NEUTRAL		0-0-0		0-0-0		0-2-0	
<hr/>												
2-4-1		0-0-0	0-1-0		NON-CONFERENCE		0-0-0		0-1-0		2-2-1	
2-1-1		0-0-0	0-1-0		HOME		0-0-0		0-0-0		2-0-1	
0-1-0		0-0-0	0-0-		AWAY		0-0-0		0-1-0		0-0-0	
0-2-0		0-0-0	0-0-0		NEUTRAL		0-0-0		0-0-0		0-2-0	
<hr/>												
3-7-1		0-0-0	0-0-0		CONFERENCE		0-1-1		0-1-0		3-5-0	
2-2-1		0-0-0	0-0-0		HOME		0-0-1		0-0-0		2-2-0	
1-5-0		0-0-0	0-0-0		AWAY		0-1-0		0-1-0		1-3-0	
0-0-0		0-0-0	0-0-0		NEUTRAL		0-0-0		0-0-0		0-0-0	
<hr/>												
RPI	S	Opponent	Score	RPI	S	Opponent	Score	RPI	S	Opponent	Score	
				39	H	Michigan St.	0 1	85	H	Ball St.	2 2	
								94	A	Bowling Green	0 1	
										109	A Niagara	2 3
										131	A Western Mich.	0 2
										154	A Toledo	0 1
										155	A Kent St.	1 2
										160	H Miami (Ohio)	1 0
										175	N Alabama	0 4
										185	H Eastern Mich.	1 2
										209	H Central Mich.	1 2
										211	A Northern Ill.	0 1
										213	A Buffalo	1 0
										214	H St. Francis (Pa.)	0 0
										235	N Eastern Wash.	0 2
										264	H Morehead St.	1 0
										270	H Ohio	3 0
										294	H Cleveland St.	2 1
<hr/>												
LAST 10 GAMES												
				270	H	Ohio	3 0	94	A	Bowling Green	0 1	
				155	A	Kent St.	1 2	154	A	Toledo	0 1	
				213	A	Buffalo	1 0	211	A	Northern Ill.	0 1	
				85	H	Ball St.	2 2	131	A	Western Mich.	0 2	
				160	H	Miami (Ohio)	1 0	209	H	Central Mich.	1 2	

Non-Div. I Games:

Akron

Average RPI Win: 247		WON-LOST RECORD	WINNING PCT. RANK		LAST 10 GAMES	STRENGTH OF SCHEDULE		OPP. STRENGTH OF SCHEDULE		TEAM RPI	ADJ RPI		CONF. RPI	ADJ CONF. RPI	
Average RPI Loss: 109															
DIV. I ONLY		1-11-0	.08333	298	1-9-0	49		172		256	.4192	254	12	12	
DIV. I NON-CONF.		0-3-0	0	297	0-1-0	48		265		268	.40424	262	12	12	
TOTALS		RPI 1-25		RPI 26-50		W-L RECORDS		RPI 51-100		RPI 101-150		RPI 150+			
1-11-0		0-0-0		0-2-0		OVERALL		0-4-0		0-2-0		1-3-0			
1-5-0		0-0-0		0-2-0		HOME		0-1-0		0-0-0		1-2-0			
0-4-0		0-0-0		0-0-0		AWAY		0-2-0		0-1-0		0-1-0			
0-2-0		0-0-0		0-0-0		NEUTRAL		0-1-0		0-1-0		0-0-0			
0-3-0		0-0-0		0-0-0		NON-CONFERENCE		0-1-0		0-1-0		0-1-0			
0-1-0		0-0-0		0-0-0		HOME		0-0-0		0-0-0		0-1-0			
0-0-0		0-0-0		0-0-		AWAY		0-0-0		0-0-0		0-0-0			
0-2-0		0-0-0		0-0-0		NEUTRAL		0-1-0		0-1-0		0-0-0			
1-8-0		0-0-0		0-2-0		CONFERENCE		0-3-0		0-1-0		1-2-0			
1-4-0		0-0-0		0-2-0		HOME		0-1-0		0-0-0		1-1-0			
0-4-0		0-0-0		0-0-0		AWAY		0-2-0		0-1-0		0-1-0			
0-0-0		0-0-0		0-0-0		NEUTRAL		0-0-0		0-0-0		0-0-0			
RPI	S	Opponent	Score	RPI	S	Opponent	Score	RPI	S	Opponent	Score	RPI	S	Opponent	Score
				31	H	UTEP	0 5	63	A	Rice	1 3	117	A	UAB	2 3
				35	H	Southern Methodist	0 2	73	H	UCF	0 4	145	N	Kennesaw St.	0 2
								74	A	Memphis	0 6	175	H	Alabama	1 4
								84	N	Louisville	1 2	189	A	Houston	1 2
												215	H	Tulsa	0 2
												247	H	Southern Miss.	1 0
LAST 10 GAMES															
				31	H	UTEP	0 5	247	H	Southern Miss.	1 0				
				189	A	Houston	1 2	73	H	UCF	0 4				
				63	A	Rice	1 3	117	A	UAB	2 3				
				35	H	Southern Methodist	0 2	74	A	Memphis	0 6				
				215	H	Tulsa	0 2	145	N	Kennesaw St.	0 2				

Non-Div. I Games:

Tulane

Average RPI Win: 264		WON-LOST	WINNING	LAST 10	STRENGTH OF		OPP. STRENGTH	TEAM	ADJ	CONF.	ADJ CONF.
Average RPI Loss: 185		RECORD	PCT. RANK	GAMES	SCHEDULE		OF SCHEDULE	RPI	RPI	RPI	RPI
DIV. I ONLY		7-7-2	.5	144	4-4-1		300	252	254	.4156	255
DIV. I NON-CONF.		2-3-1	.41667	196	0-1-0		305	228	290	.35167	289
TOTALS		RPI 1-25	RPI 26-50		W-L RECORDS		RPI 51-100		RPI 101-150		RPI 150+
7-7-2	0-0-0	0-0-0		OVERALL		0-1-0		0-2-0		7-4-2	
4-3-0	0-0-0	0-0-0		HOME		0-0-0		0-1-0		4-2-0	
2-4-2	0-0-0	0-0-0		AWAY		0-1-0		0-1-0		2-2-2	
1-0-0	0-0-0	0-0-0		NEUTRAL		0-0-0		0-0-0		1-0-0	
2-3-1	0-0-0	0-0-0		NON-CONFERENCE		0-0-0		0-1-0		2-2-1	
1-1-0	0-0-0	0-0-0		HOME		0-0-0		0-0-0		1-1-0	
0-2-1	0-0-0	0-0-		AWAY		0-0-0		0-1-0		0-1-1	
1-0-0	0-0-0	0-0-0		NEUTRAL		0-0-0		0-0-0		1-0-0	
5-4-1	0-0-0	0-0-0		CONFERENCE		0-1-0		0-1-0		5-2-1	
3-2-0	0-0-0	0-0-0		HOME		0-0-0		0-1-0		3-1-0	
2-2-1	0-0-0	0-0-0		AWAY		0-1-0		0-0-0		2-1-1	
0-0-0	0-0-0	0-0-0		NEUTRAL		0-0-0		0-0-0		0-0-0	
RPI S	Opponent	Score	RPI S	Opponent	Score	RPI S	Opponent	Score	RPI S	Opponent	Score
						51 A Fla. Atlantic		0 4	140 A South Fla.		0 1
									145 H Kennesaw St.		0 4
									176 A Campbell		1 2
									206 A Gardner-Webb		1 1
									212 A Florida Int'l		0 0
									219 H Jacksonville		1 2
									238 A Stetson		1 0
									245 H East Tenn. St.		2 1
									260 A Mercer		2 1
									263 N IPFW		2 1
									268 H Belmont		1 0
									272 H McNeese St.		1 0
									277 H Francis Marion		1 2
									287 A Ga. Southern		0 1
									303 H Lipscomb		7 0
LAST 10 GAMES											
			277 H Francis Marion	1	2	268 H Belmont		1 0			
			219 H Jacksonville	1	2	303 H Lipscomb		7 0			
			51 A Fla. Atlantic	0	4	238 A Stetson		1 0			
			176 A Campbell	1	2	260 A Mercer		2 1			
			206 A Gardner-Webb	1	1	245 H East Tenn. St.		2 1			

Non-Div. I Games: Presbyterian 2 1 Florida Tech 0 2

North Fla.

Average RPI Win:		213	WON-LOST RECORD		WINNING PCT. RANK		LAST 10 GAMES		STRENGTH OF SCHEDULE		OPP. STRENGTH OF SCHEDULE		TEAM RPI		ADJ RPI		CONF. RPI		ADJ CONF. RPI		
Average RPI Loss:		120																			
DIV. I ONLY			4-16-1		.21429 282		1-9-0		137		157		255		.41212 256		10		9		
DIV. I NON-CONF.			4-8-1		.34615 229		1-1-0		206		226		239		.42048 249		10		10		
TOTALS		RPI 1-25		RPI 26-50		W-L RECORDS		RPI 51-100		RPI 101-150		RPI 150+									
4-16-1		0-2-0		0-1-0		OVERALL		0-4-0		1-4-0		3-5-1									
3-10-0		0-0-0		0-1-0		HOME		0-2-0		0-4-0		3-3-0									
0-4-0		0-2-0		0-0-0		AWAY		0-1-0		0-0-0		0-1-0									
1-2-1		0-0-0		0-0-0		NEUTRAL		0-1-0		1-0-0		0-1-1									
4-8-1		0-1-0		0-0-0		NON-CONFERENCE		0-1-0		1-1-0		3-5-1									
3-5-0		0-0-0		0-0-0		HOME		0-1-0		0-1-0		3-3-0									
0-2-0		0-1-0		0-0-		AWAY		0-0-0		0-0-0		0-1-0									
1-1-1		0-0-0		0-0-0		NEUTRAL		0-0-0		1-0-0		0-1-1									
0-8-0		0-1-0		0-1-0		CONFERENCE		0-3-0		0-3-0		0-0-0									
0-5-0		0-0-0		0-1-0		HOME		0-1-0		0-3-0		0-0-0									
0-2-0		0-1-0		0-0-0		AWAY		0-1-0		0-0-0		0-0-0									
0-1-0		0-0-0		0-0-0		NEUTRAL		0-1-0		0-0-0		0-0-0									
RPI	S	Opponent		Score		RPI	S	Opponent		Score		RPI	S	Opponent		Score					
18	A	Brigham Young		0 6		49	H	UNLV		0 2		61	A	Utah		0 3		119	H	New Mexico	1 2
25	A	St. Louis		0 3								61	N	Utah		0 3		124	H	Wyoming	0 3
												69	H	San Diego St.		1 3		142	N	Army	2 1
												77	H	St. Mary's (Cal.)		0 3		143	H	TCU	1 2
																		150	H	Wright St.	0 2
																		174	H	Colorado Col.	1 2
																		195	N	Boise St.	1 2
																		203	H	Iowa	2 3
																		209	H	Central Mich.	2 0
																		210	N	Utah St.	0 0
																		216	H	UC Davis	0 2
																		225	H	Providence	1 0
																		233	A	Northern Colo.	1 3
																		275	H	Idaho St.	3 0
LAST 10 GAMES																					
		61 N Utah		0 3				18 A Brigham Young		0 6											
		124 H Wyoming		0 3				69 H San Diego St.		1 3											
		119 H New Mexico		1 2				49 H UNLV		0 2											
		143 H TCU		1 2				150 H Wright St.		0 2											
		61 A Utah		0 3				275 H Idaho St.		3 0											

Non-Div. I Games:

Air Force

[illegible]

Non-Div. I Games:	Cal Baptist	3	1
-------------------	-------------	---	---

Utah Valley St.

Average RPI Win:		249	WON-LOST RECORD		WINNING PCT. RANK		LAST 10 GAMES		STRENGTH OF SCHEDULE		OPP. STRENGTH OF SCHEDULE		TEAM RPI		ADJ RPI		CONF. RPI		ADJ CONF. RPI				
DIV. I ONLY			1-18-0		.05263 303		0-10-0		87		86		268		.40359 258		6		6				
DIV. I NON-CONF.			1-8-0		.11111 291		0-1-0		145		164		269		.39422 269		5		5				
TOTALS		RPI 1-25		RPI 26-50		W-L RECORDS		RPI 51-100		RPI 101-150		RPI 150+											
1-18-0		0-1-0		0-6-0		OVERALL		0-4-0		0-4-0		1-3-0											
0-8-0		0-0-0		0-3-0		HOME		0-4-0		0-1-0		0-0-0											
1-10-0		0-1-0		0-3-0		AWAY		0-0-0		0-3-0		1-3-0											
0-0-0		0-0-0		0-0-0		NEUTRAL		0-0-0		0-0-0		0-0-0											
1-8-0		0-0-0		0-2-0		NON-CONFERENCE		0-1-0		0-2-0		1-3-0											
0-3-0		0-0-0		0-1-0		HOME		0-1-0		0-1-0		0-0-0											
1-5-0		0-0-0		0-0-		AWAY		0-0-0		0-1-0		1-3-0											
0-0-0		0-0-0		0-0-0		NEUTRAL		0-0-0		0-0-0		0-0-0											
0-10-0		0-1-0		0-4-0		CONFERENCE		0-3-0		0-2-0		0-0-0											
0-5-0		0-0-0		0-2-0		HOME		0-3-0		0-0-0		0-0-0											
0-5-0		0-1-0		0-2-0		AWAY		0-0-0		0-2-0		0-0-0											
0-0-0		0-0-0		0-0-0		NEUTRAL		0-0-0		0-0-0		0-0-0											
RPI	S	Opponent		Score		RPI	S	Opponent		Score		RPI	S	Opponent		Score							
14	A	Texas A&M		0 7		29	H	Colorado		0 5		65	H	Iowa St.		2 6		112	H	Minnesota		0 2	
						31	A	UTEP		2 4		68	H	Kansas		0 4		113	A	Oklahoma St.		0 5	
						34	A	Texas		0 6		81	H	Missouri		1 4		130	A	Baylor		1 3	
						35	H	Southern Methodist		1 3		97	H	Northwestern		1 4		143	A	TCU		0 4	
						40	H	Nebraska		1 4								174	A	Colorado Col.		0 1	
						50	A	Oklahoma		0 2								193	A	Oral Roberts		1 2	
																		215	A	Tulsa		0 4	
																		249	A	Sam Houston St.		3 2	
						LAST 10 GAMES																	
						40	H	Nebraska		1 4		68	H	Kansas		0 4							
						29	H	Colorado		0 5		174	A	Colorado Col.		0 1							
						14	A	Texas A&M		0 7		34	A	Texas		0 6							
						130	A	Baylor		1 3		113	A	Oklahoma St.		0 5							
						81	H	Missouri		1 4		50	A	Oklahoma		0 2							

Non-Div. I Games:

Texas Tech

Average RPI Win:	266	WON-LOST RECORD	WINNING PCT. RANK	LAST 10 GAMES	STRENGTH OF SCHEDULE	OPP. STRENGTH OF SCHEDULE	TEAM RPI	ADJ RPI	CONF. RPI	ADJ CONF. RPI							
Average RPI Loss:	190																
DIV. I ONLY	8-10-0	.44444	188	3-6-0	295	254	260	.40329	259	24	25						
DIV. I NON-CONF.	3-5-0	.375	209	0-1-0	302	241	289	.35231	288	24	24						
<hr/>																	
TOTALS	RPI 1-25	RPI 26-50		W-L RECORDS		RPI 51-100		RPI 101-150		RPI 150+							
8-10-0	0-0-0	0-0-0		OVERALL		0-1-0		0-2-0		8-7-0							
4-4-0	0-0-0	0-0-0		HOME		0-0-0		0-1-0		4-3-0							
4-6-0	0-0-0	0-0-0		AWAY		0-1-0		0-1-0		4-4-0							
0-0-0	0-0-0	0-0-0		NEUTRAL		0-0-0		0-0-0		0-0-0							
<hr/>																	
3-5-0	0-0-0	0-0-0		NON-CONFERENCE		0-0-0		0-1-0		3-4-0							
0-4-0	0-0-0	0-0-0		HOME		0-0-0		0-1-0		0-3-0							
3-1-0	0-0-0	0-0-		AWAY		0-0-0		0-0-0		3-1-0							
0-0-0	0-0-0	0-0-0		NEUTRAL		0-0-0		0-0-0		0-0-0							
<hr/>																	
5-5-0	0-0-0	0-0-0		CONFERENCE		0-1-0		0-1-0		5-3-0							
4-0-0	0-0-0	0-0-0		HOME		0-0-0		0-0-0		4-0-0							
1-5-0	0-0-0	0-0-0		AWAY		0-1-0		0-1-0		1-3-0							
0-0-0	0-0-0	0-0-0		NEUTRAL		0-0-0		0-0-0		0-0-0							
<hr/>																	
RPI S	Opponent	Score	RPI S	Opponent	Score	RPI S	Opponent	Score	RPI S	Opponent	Score						
						92 A	Samford	1	4	139 A	Eastern Ill.	0	1				
						148 H	Evansville	2	4	153 A	Southeast Mo. St.	0	4				
						180 H	Western Ky.	1	3	206 H	Gardner-Webb	0	1	227 A	Tennessee Tech	1	0
						228 A	Jacksonville St.	0	2	237 A	Murray St.	0	3	237 H	Murray St.	3	1
						239 H	Tenn.-Martin	2	1	240 H	Winthrop	0	1	264 H	Morehead St.	3	0
						268 A	Belmont	1	0	272 A	McNeese St.	1	3	289 H	Eastern Ky.	2	1
						303 A	Lipscomb	1	0	304 A	Texas Southern	12	0				
						<hr/>											
			LAST 10 GAMES														
			237 A	Murray St.	0	3	264 H	Morehead St.	3	0							
			148 H	Evansville	2	4	227 A	Tennessee Tech	1	0							
			92 A	Samford	1	4	139 A	Eastern Ill.	0	1							
			228 A	Jacksonville St.	0	2	153 A	Southeast Mo. St.	0	4							
			289 H	Eastern Ky.	2	1	239 H	Tenn.-Martin	2	1							

Non-Div. I Games: Delta St. 7 0

Austin Peay

Average RPI Win:		202	WON-LOST RECORD		WINNING PCT. RANK		LAST 10 GAMES		STRENGTH OF SCHEDULE		OPP. STRENGTH OF SCHEDULE		TEAM RPI		ADJ RPI		CONF. RPI		ADJ CONF. RPI				
DIV. I ONLY			4-11-2		.29412 260		2-6-1		252		181		266		.4027 260		28		28				
DIV. I NON-CONF.			2-8-1		.22727 262		0-3-0		196		151		261		.40759 260		23		23				
TOTALS		RPI 1-25		RPI 26-50		W-L RECORDS		RPI 51-100		RPI 101-150		RPI 150+											
4-11-2		0-1-0		0-1-0		OVERALL		1-1-0		0-3-0		3-5-2											
1-3-1		0-0-0		0-0-0		HOME		1-0-0		0-1-0		0-2-1											
3-8-1		0-1-0		0-1-0		AWAY		0-1-0		0-2-0		3-3-1											
0-0-0		0-0-0		0-0-0		NEUTRAL		0-0-0		0-0-0		0-0-0											
2-8-1		0-1-0		0-1-0		NON-CONFERENCE		0-1-0		0-3-0		2-2-1											
0-2-0		0-0-0		0-0-0		HOME		0-0-0		0-1-0		0-1-0											
2-6-1		0-1-0		0-0-		AWAY		0-1-0		0-2-0		2-1-1											
0-0-0		0-0-0		0-0-0		NEUTRAL		0-0-0		0-0-0		0-0-0											
2-3-1		0-0-0		0-0-0		CONFERENCE		1-0-0		0-0-0		1-3-1											
1-1-1		0-0-0		0-0-0		HOME		1-0-0		0-0-0		0-1-1											
1-2-0		0-0-0		0-0-0		AWAY		0-0-0		0-0-0		1-2-0											
0-0-0		0-0-0		0-0-0		NEUTRAL		0-0-0		0-0-0		0-0-0											
RPI	S	Opponent		Score		RPI	S	Opponent		Score		RPI	S	Opponent		Score							
4	A	Portland		0 3		47	A	Gonzaga		0 1		86	H	Weber St.		2 1							
												95	A	Oregon		1 2							
														101 A Pacific		0 5							
														114 H San Diego		0 3							
														124 A Wyoming		0 1							
														199 A Northern Ariz.		0 1							
														201 H Sacramento St.		1 2							
														210 A Utah St.		1 1							
														216 A UC Davis		1 0							
														233 A Northern Colo.		3 1							
														235 A Eastern Wash.		1 2							
														257 A Utah Valley St.		1 2							
														274 A Montana		1 0							
														275 H Idaho St.		1 1							
														286 H Idaho		0 1							
LAST 10 GAMES																							
274 A Montana						1 0						86 H Weber St.						2 1					
235 A Eastern Wash.						1 2						275 H Idaho St.						1 1					
114 H San Diego						0 3						4 A Portland						0 3					
201 H Sacramento St.						1 2						47 A Gonzaga						0 1					
199 A Northern Ariz.						0 1						257 A Utah Valley St.						1 2					

Non-Div. I Games:	Western Ore.	1	0
--------------------------	---------------------	----------	----------

Portland St.

Average RPI Win: 237		WON-LOST RECORD	WINNING PCT. RANK	LAST 10 GAMES	STRENGTH OF SCHEDULE	OPP. STRENGTH OF SCHEDULE	TEAM RPI	ADJ RPI	CONF. RPI	ADJ CONF. RPI	
Average RPI Loss: 166											
DIV. I ONLY		6-12-1	.34211 228	3-6-1	265	213	257	.4027 260	26	27	
DIV. I NON-CONF.		3-6-0	.33333 231	0-0-0	248	139	256	.41094 256	25	26	
<hr/>											
TOTALS		RPI 1-25	RPI 26-50		W-L RECORDS		RPI 51-100		RPI 101-150		RPI 150+
6-12-1		0-1-0	0-0-0		OVERALL		0-1-0		1-2-0		5-8-1
3-5-0		0-0-0	0-0-0		HOME		0-0-0		0-1-0		3-4-0
3-7-1		0-1-0	0-0-0		AWAY		0-1-0		1-1-0		2-4-1
0-0-0		0-0-0	0-0-0		NEUTRAL		0-0-0		0-0-0		0-0-0
3-6-0		0-1-0	0-0-0		NON-CONFERENCE		0-0-0		1-1-0		2-4-0
1-2-0		0-0-0	0-0-0		HOME		0-0-0		0-1-0		1-1-0
2-4-0		0-1-0	0-0-		AWAY		0-0-0		1-0-0		1-3-0
0-0-0		0-0-0	0-0-0		NEUTRAL		0-0-0		0-0-0		0-0-0
3-6-1		0-0-0	0-0-0		CONFERENCE		0-1-0		0-1-0		3-4-1
2-3-0		0-0-0	0-0-0		HOME		0-0-0		0-0-0		2-3-0
1-3-1		0-0-0	0-0-0		AWAY		0-1-0		0-1-0		1-1-1
0-0-0		0-0-0	0-0-0		NEUTRAL		0-0-0		0-0-0		0-0-0
RPI S	Opponent	Score	RPI S	Opponent	Score	RPI S	Opponent	Score	RPI S	Opponent	Score
6 A	Florida St.	0 2				51 A	Fla. Atlantic	0 2	129 A	Charlotte	2 1
									140 H	South Fla.	0 2
									145 A	Kennesaw St.	0 4
									157 A	South Carolina	0 7
									175 A	Alabama	1 5
									176 H	Campbell	0 1
									178 H	Georgia St.	1 7
									206 H	Gardner-Webb	2 1
									219 H	Jacksonville	3 1
									228 A	Jacksonville St.	0 1
									238 H	Stetson	0 1
									245 A	East Tenn. St.	3 5
									255 H	North Fla.	1 2
									268 A	Belmont	1 1
									277 H	Francis Marion	3 0
									287 A	Ga. Southern	4 1
									303 A	Lipscomb	2 0
<hr/>											
LAST 10 GAMES											
238 H Stetson 0 1						255 H North Fla. 1 2					
268 A Belmont 1 1						145 A Kennesaw St. 0 4					
303 A Lipscomb 2 0						245 A East Tenn. St. 3 5					
51 A Fla. Atlantic 0 2						206 H Gardner-Webb 2 1					
219 H Jacksonville 3 1						176 H Campbell 0 1					

Non-Div. I Games:

Mercer

Average RPI Win:	244	WON-LOST RECORD	WINNING PCT. RANK	LAST 10 GAMES	STRENGTH OF SCHEDULE	OPP. STRENGTH OF SCHEDULE	TEAM RPI	ADJ RPI	CONF. RPI	ADJ CONF. RPI			
DIV. I ONLY		3-15-2	.2	284	2-7-1	123	268	263	.40268	262	25	24	
DIV. I NON-CONF.		1-7-1	.16667	275	0-1-0	85	246	245	.42506	244	26	25	
<hr/>													
TOTALS	RPI 1-25	RPI 26-50		W-L RECORDS		RPI 51-100		RPI 101-150		RPI 150+			
3-15-2	0-0-0	0-2-0		OVERALL		0-2-0		0-4-1		3-7-1			
2-5-2	0-0-0	0-0-0		HOME		0-0-0		0-2-1		2-3-1			
0-9-0	0-0-0	0-1-0		AWAY		0-2-0		0-2-0		0-4-0			
1-1-0	0-0-0	0-1-0		NEUTRAL		0-0-0		0-0-0		1-0-0			
<hr/>													
1-7-1	0-0-0	0-0-0		NON-CONFERENCE		0-1-0		0-3-1		1-3-0			
1-3-1	0-0-0	0-0-0		HOME		0-0-0		0-2-1		1-1-0			
0-4-0	0-0-0	0-0-		AWAY		0-1-0		0-1-0		0-2-0			
0-0-0	0-0-0	0-0-0		NEUTRAL		0-0-0		0-0-0		0-0-0			
<hr/>													
2-8-1	0-0-0	0-2-0		CONFERENCE		0-1-0		0-1-0		2-4-1			
1-2-1	0-0-0	0-0-0		HOME		0-0-0		0-0-0		1-2-1			
0-5-0	0-0-0	0-1-0		AWAY		0-1-0		0-1-0		0-2-0			
1-1-0	0-0-0	0-1-0		NEUTRAL		0-0-0		0-0-0		1-0-0			
<hr/>													
RPI	S	Opponent	Score	RPI	S	Opponent	Score	RPI	S	Opponent	Score		
				48	A	Loyola (Md.)	0 <div>3</div>	60	A	Princeton	0 <div>4</div>		
				48	N	Loyola (Md.)	0 <div>5</div>	80	A	Fairfield	0 <div>2</div>		
										106	H	Maine	0 <div>1</div>
										109	A	Niagara	4 <div>6</div>
										116	H	Long Island	0 <div>1</div>
										121	A	Penn	1 <div>2</div>
										136	H	Liberty	1 <div>1</div>
										158	A	Towson	1 <div>3</div>
										187	A	St. John's (N.Y.)	0 <div>2</div>
										200	A	Iona	1 <div>3</div>
										223	H	Marist	2 0
										225	H	UMBC	1 <div>2</div>
										230	H	High Point	4 1
										234	H	Siena	2 <div>3</div>
										278	H	Manhattan	0 <div>0</div>
										278	N	Manhattan	4 0
										279	A	Canisius	1 <div>3</div>
										305	H	St. Peter's	1 <div>2</div>
<hr/>													
LAST 10 GAMES													
				48	N	Loyola (Md.)	0 <div>5</div>	305	H	St. Peter's	1 <div>2</div>		
				278	N	Manhattan	4 0	200	A	Iona	1 <div>3</div>		
				48	A	Loyola (Md.)	0 <div>3</div>	80	A	Fairfield	0 <div>2</div>		
				60	A	Princeton	0 <div>4</div>	223	H	Marist	2 0		
				278	H	Manhattan	0 <div>0</div>	234	H	Siena	2 <div>3</div>		

Non-Div. I Games:

Rider

Average RPI Win: 281		WON-LOST RECORD	WINNING PCT. RANK		LAST 10 GAMES	STRENGTH OF SCHEDULE	OPP. STRENGTH OF SCHEDULE	TEAM RPI	ADJ RPI		CONF. RPI	ADJ CONF. RPI
Average RPI Loss: 164												
DIV. I ONLY		6-11-3	.375	215	4-6-0	279	272	264	.40207	263	30	30
DIV. I NON-CONF.		3-10-3	.28125	249	1-5-0	211	241	260	.40257	264	30	30
<hr/>												
TOTALS		RPI 1-25		RPI 26-50		W-L RECORDS		RPI 51-100		RPI 101-150		RPI 150+
6-11-3		0-0-0		0-0-0		OVERALL		0-2-0		0-2-0		6-7-3
2-4-2		0-0-0		0-0-0		HOME		0-1-0		0-1-0		2-2-2
3-6-0		0-0-0		0-0-0		AWAY		0-1-0		0-1-0		3-4-0
1-1-1		0-0-0		0-0-0		NEUTRAL		0-0-0		0-0-0		1-1-1
3-10-3		0-0-0		0-0-0		NON-CONFERENCE		0-2-0		0-2-0		3-6-3
0-4-2		0-0-0		0-0-0		HOME		0-1-0		0-1-0		0-2-2
3-5-0		0-0-0		0-0-		AWAY		0-1-0		0-1-0		3-3-0
0-1-1		0-0-0		0-0-0		NEUTRAL		0-0-0		0-0-0		0-1-1
3-1-0		0-0-0		0-0-0		CONFERENCE		0-0-0		0-0-0		3-1-0
2-0-0		0-0-0		0-0-0		HOME		0-0-0		0-0-0		2-0-0
0-1-0		0-0-0		0-0-0		AWAY		0-0-0		0-0-0		0-1-0
1-0-0		0-0-0		0-0-0		NEUTRAL		0-0-0		0-0-0		1-0-0
RPI	S	Opponent	Score	RPI	S	Opponent	Score	RPI	S	Opponent	Score	
						85 A Ball St.	1 6			110 A Illinois St.	1 3	
						91 H Detroit	0 2			150 H Wright St.	1 2	
										154 A Toledo	0 1	
										161 A Valparaiso	1 2	
										163 H Loyola (Ill.)	1 1	
										165 A Western Ill.	0 2	
										169 H Indiana St.	0 0	
										185 H Eastern Mich.	1 2	
										186 H Wis.-Green Bay	0 2	
										228 N Jacksonville St.	3 3	
										246 H Longwood	1 0	
										255 N North Fla.	1 2	
										257 A Utah Valley St.	2 3	
										257 H Utah Valley St.	2 1	
										281 A IUPUI	3 0	
										294 A Cleveland St.	2 1	
										299 A Youngstown St.	1 0	
										308 N Delaware St.	7 0	
<hr/>												
LAST 10 GAMES												
						257 H Utah Valley St.	2 1			165 A Western Ill.	0 2	
						246 H Longwood	1 0			186 H Wis.-Green Bay	0 2	
						308 N Delaware St.	7 0			150 H Wright St.	1 2	
						257 A Utah Valley St.	2 3			281 A IUPUI	3 0	
						161 A Valparaiso	1 2			110 A Illinois St.	1 3	

Non-Div. I Games:

IPFW

Average RPI Win: 237		WON-LOST RECORD		WINNING PCT. RANK		LAST 10 GAMES		STRENGTH OF SCHEDULE		OPP. STRENGTH OF SCHEDULE		TEAM RPI		ADJ RPI		CONF. RPI		ADJ CONF. RPI					
DIV. I ONLY		6-11-2		.36842		217		3-7-0		275		249		258		.40069		264		24		25	
DIV. I NON-CONF.		3-5-2		.4		201		0-2-0		265		223		257		.40902		258		24		24	
TOTALS		RPI 1-25		RPI 26-50		W-L RECORDS		RPI 51-100		RPI 101-150		RPI 150+											
6-11-2		0-1-0		0-0-0		OVERALL		0-1-0		0-3-0		6-6-2											
4-5-0		0-0-0		0-0-0		HOME		0-1-0		0-2-0		4-2-0											
1-6-0		0-1-0		0-0-0		AWAY		0-0-0		0-1-0		1-4-0											
1-0-2		0-0-0		0-0-0		NEUTRAL		0-0-0		0-0-0		1-0-2											
3-5-2		0-1-0		0-0-0		NON-CONFERENCE		0-0-0		0-2-0		3-2-2											
2-2-0		0-0-0		0-0-0		HOME		0-0-0		0-1-0		2-1-0											
0-3-0		0-1-0		0-0-		AWAY		0-0-0		0-1-0		0-1-0											
1-0-2		0-0-0		0-0-0		NEUTRAL		0-0-0		0-0-0		1-0-2											
3-6-0		0-0-0		0-0-0		CONFERENCE		0-1-0		0-1-0		3-4-0											
2-3-0		0-0-0		0-0-0		HOME		0-1-0		0-1-0		2-1-0											
1-3-0		0-0-0		0-0-0		AWAY		0-0-0		0-0-0		1-3-0											
0-0-0		0-0-0		0-0-0		NEUTRAL		0-0-0		0-0-0		0-0-0											
RPI	S	Opponent		Score		RPI	S	Opponent		Score		RPI	S	Opponent		Score							
21	A	Vanderbilt		0 1								92	H	Samford		0 4							
												132	A	Ohio St.		0 5							
												139	H	Eastern Ill.		0 1							
												150	H	Wright St.		0 1							
												153	H	Southeast Mo. St.		2 0							
												180	H	Western Ky.		2 1							
												194	H	Xavier		0 1							
												227	A	Tennessee Tech		2 0							
												228	H	Jacksonville St.		0 1							
												237	A	Murray St.		0 3							
												239	A	Tenn.-Martin		1 7							
												243	N	La Salle		0 0							
												253	A	Akron		0 1							
												259	A	Austin Peay		0 3							
												279	N	Canisius		1 0							
												287	N	Ga. Southern		0 0							
												289	H	Eastern Ky.		1 0							
												293	H	Marshall		2 1							
LAST 10 GAMES																							
		132 A Ohio St.		0 5				139 H Eastern Ill.		0 1													
		289 H Eastern Ky.		1 0				153 H Southeast Mo. St.		2 0													
		227 A Tennessee Tech		2 0				239 A Tenn.-Martin		1 7													
		259 A Austin Peay		0 3				237 A Murray St.		0 3													
		150 H Wright St.		0 1				92 H Samford		0 4													

Non-Div. I Games:

Morehead St.

Average RPI Win:	257	WON-LOST RECORD	WINNING PCT. RANK	LAST 10 GAMES	STRENGTH OF SCHEDULE	OPP. STRENGTH OF SCHEDULE	TEAM RPI	ADJ RPI	CONF. RPI	ADJ CONF. RPI	
Average RPI Loss:	188										
DIV. I ONLY	6-12-1	.34211	228	2-8-0	253	280	262	.40055	265	21	21
DIV. I NON-CONF.	5-7-1	.42308	195	1-3-0	236	286	243	.41754	250	22	22
<hr/>											
TOTALS	RPI 1-25	RPI 26-50		W-L RECORDS	RPI 51-100		RPI 101-150		RPI 150+		
6-12-1	0-0-0	0-0-0		OVERALL	0-0-0		0-3-0		6-9-1		
2-7-1	0-0-0	0-0-0		HOME	0-0-0		0-3-0		2-4-1		
3-5-0	0-0-0	0-0-0		AWAY	0-0-0		0-0-0		3-5-0		
1-0-0	0-0-0	0-0-0		NEUTRAL	0-0-0		0-0-0		1-0-0		
<hr/>											
5-7-1	0-0-0	0-0-0		NON-CONFERENCE	0-0-0		0-2-0		5-5-1		
2-4-1	0-0-0	0-0-0		HOME	0-0-0		0-2-0		2-2-1		
2-3-0	0-0-0	0-0-		AWAY	0-0-0		0-0-0		2-3-0		
1-0-0	0-0-0	0-0-0		NEUTRAL	0-0-0		0-0-0		1-0-0		
<hr/>											
1-5-0	0-0-0	0-0-0		CONFERENCE	0-0-0		0-1-0		1-4-0		
0-3-0	0-0-0	0-0-0		HOME	0-0-0		0-1-0		0-2-0		
1-2-0	0-0-0	0-0-0		AWAY	0-0-0		0-0-0		1-2-0		
0-0-0	0-0-0	0-0-0		NEUTRAL	0-0-0		0-0-0		0-0-0		
<hr/>											
RPI S	Opponent	Score	RPI S	Opponent	Score	RPI S	Opponent	Score	RPI S	Opponent	Score
						118 H Oakland 0 4					
						122 H Alabama A&M 2 3					
						133 H Stephen F. Austin 0 1					
						161 A Valparaiso 0 2					
						165 H Western Ill. 1 5					
						182 H Northwestern St. 1 2					
						192 H Texas St. 2 1					
						193 A Oral Roberts 0 1					
						204 H Southern Utah 0 2					
						215 A Tulsa 0 4					
						236 H Grambling 1 2					
						239 N Tenn.-Martin 2 1					
						247 H Southern Miss. 0 0					
						249 A Sam Houston St. 1 0					
						250 A Arkansas St. 1 2					
						280 A Louisiana Tech 0 2					
						281 A IUPUI 1 0					
						282 A Ark.-Little Rock 1 0					
						300 H Nicholls St. 3 1					
						<hr/>					
			LAST 10 GAMES								
			118 H Oakland 0 4			281 A IUPUI 1 0					
			300 H Nicholls St. 3 1			161 A Valparaiso 0 2					
			204 H Southern Utah 0 2			236 H Grambling 1 2					
			133 H Stephen F. Austin 0 1			215 A Tulsa 0 4					
			165 H Western Ill. 1 5			193 A Oral Roberts 0 1					

Non-Div. I Games:

Centenary (La.)

Average RPI Win: 267		WON-LOST	WINNING	LAST 10	STRENGTH OF		OPP. STRENGTH	TEAM	ADJ		CONF.	ADJ CONF.
Average RPI Loss: 135		RECORD	PCT. RANK	GAMES	SCHEDULE		OF SCHEDULE	RPI	RPI		RPI	RPI
DIV. I ONLY		3-12-1	.21875	281	2-7-0		201	193	269		.40048	266
DIV. I NON-CONF.		3-9-1	.26923	256	2-4-0		172	177	249		.42489	245
TOTALS		RPI 1-25	RPI 26-50		W-L RECORDS		RPI 51-100		RPI 101-150		RPI 150+	
3-12-1		0-0-0	0-0-0		OVERALL		0-5-0		0-2-1		3-5-0	
2-4-0		0-0-0	0-0-0		HOME		0-1-0		0-0-0		2-3-0	
1-7-1		0-0-0	0-0-0		AWAY		0-4-0		0-2-1		1-1-0	
0-1-0		0-0-0	0-0-0		NEUTRAL		0-0-0		0-0-0		0-1-0	
3-9-1		0-0-0	0-0-0		NON-CONFERENCE		0-5-0		0-1-1		3-3-0	
2-2-0		0-0-0	0-0-0		HOME		0-1-0		0-0-0		2-1-0	
1-6-1		0-0-0	0-0-		AWAY		0-4-0		0-1-1		1-1-0	
0-1-0		0-0-0	0-0-0		NEUTRAL		0-0-0		0-0-0		0-1-0	
0-3-0		0-0-0	0-0-0		CONFERENCE		0-0-0		0-1-0		0-2-0	
0-2-0		0-0-0	0-0-0		HOME		0-0-0		0-0-0		0-2-0	
0-1-0		0-0-0	0-0-0		AWAY		0-0-0		0-1-0		0-0-0	
0-0-0		0-0-0	0-0-0		NEUTRAL		0-0-0		0-0-0		0-0-0	
RPI S	Opponent	Score	RPI S	Opponent	Score	RPI S	Opponent	Score	RPI S	Opponent	Score	
						52 A	Oregon St.	0 3	112 A	Minnesota	0 0	
						65 A	Iowa St.	0 1	124 A	Wyoming	0 4	
						82 A	Drake	0 2	127 A	North Dakota St.	0 1	
						88 H	Creighton	1 5	153 A	Southeast Mo. St.	0 2	
						95 A	Oregon	0 2	159 N	Nevada	0 1	
									186 H	Wis.-Green Bay	0 3	
									233 H	Northern Colo.	0 2	
									237 A	Murray St.	2 1	
									257 H	Utah Valley St.	0 2	
									274 H	Montana	2 1	
									291 H	UNI	2 1	
LAST 10 GAMES												
						237 A	Murray St.	2 1	274 H	Montana	2 1	
						153 A	Southeast Mo. St.	0 2	82 A	Drake	0 2	
						127 A	North Dakota St.	0 1	159 N	Nevada	0 1	
						257 H	Utah Valley St.	0 2	124 A	Wyoming	0 4	
						233 H	Northern Colo.	0 2	52 A	Oregon St.	0 3	

Non-Div. I Games: Minn. St. Mankato 4 1 St. Mary (NE) 2 1

South Dakota St.

Average RPI Win:	239	WON-LOST RECORD	WINNING PCT. RANK	LAST 10 GAMES	STRENGTH OF SCHEDULE	OPP. STRENGTH OF SCHEDULE	TEAM RPI	ADJ RPI	CONF. RPI	ADJ CONF. RPI	
Average RPI Loss:	141										
DIV. I ONLY	3-14-0	.17647	287	1-8-0	126	218	265	.4003	267	14	15
DIV. I NON-CONF.	2-8-0	.2	269	0-2-0	164	213	263	.40068	266	19	19
<hr/>											
TOTALS	RPI 1-25	RPI 26-50		W-L RECORDS	RPI 51-100		RPI 101-150		RPI 150+		
3-14-0	0-1-0	0-0-0		OVERALL	0-3-0		0-3-0		3-7-0		
1-6-0	0-0-0	0-0-0		HOME	0-3-0		0-1-0		1-2-0		
2-8-0	0-1-0	0-0-0		AWAY	0-0-0		0-2-0		2-5-0		
0-0-0	0-0-0	0-0-0		NEUTRAL	0-0-0		0-0-0		0-0-0		
<hr/>											
2-8-0	0-1-0	0-0-0		NON-CONFERENCE	0-1-0		0-1-0		2-5-0		
1-3-0	0-0-0	0-0-0		HOME	0-1-0		0-0-0		1-2-0		
1-5-0	0-1-0	0-0-		AWAY	0-0-0		0-1-0		1-3-0		
0-0-0	0-0-0	0-0-0		NEUTRAL	0-0-0		0-0-0		0-0-0		
<hr/>											
1-6-0	0-0-0	0-0-0		CONFERENCE	0-2-0		0-2-0		1-2-0		
0-3-0	0-0-0	0-0-0		HOME	0-2-0		0-1-0		0-0-0		
1-3-0	0-0-0	0-0-0		AWAY	0-0-0		0-1-0		1-2-0		
0-0-0	0-0-0	0-0-0		NEUTRAL	0-0-0		0-0-0		0-0-0		
<hr/>											
RPI	S	Opponent	Score	RPI	S	Opponent	Score	RPI	S	Opponent	Score
19	A	Boston College	0 2					102	H	Bucknell	1 2
						64 H Harvard	0 3	106	A	Maine	1 4
						71 H Lehigh	0 3	142	A	Army	1 3
						78 H Colgate	0 4	152	A	New Hampshire	0 3
								166	A	Navy	0 4
								172	H	Massachusetts	0 1
								190	H	Northeastern	2 3
								200	H	Iona	1 0
								222	A	American	0 2
								225	A	Providence	1 3
								234	A	Siena	3 2
								271	A	Quinnipiac	1 2
								284	A	Lafayette	2 1
<hr/>											
				LAST 10 GAMES							
				71 H Lehigh	0 3	166 A Navy	0 4				
				102 H Bucknell	1 2	222 A American	0 2				
				78 H Colgate	0 4	142 A Army	1 3				
				64 H Harvard	0 3	152 A New Hampshire	0 3				
				284 A Lafayette	2 1	271 A Quinnipiac	1 2				

Non-Div. I Games: Merrimack 1 3

Holy Cross

Average RPI Win: 230		WON-LOST RECORD	WINNING PCT. RANK		LAST 10 GAMES	STRENGTH OF SCHEDULE		OPP. STRENGTH OF SCHEDULE		TEAM RPI	ADJ RPI		CONF. RPI	ADJ CONF. RPI	
Average RPI Loss: 178															
DIV. I ONLY		4-12-1	.26471	269	3-6-1	184	273	261	.40014	268	26	27			
DIV. I NON-CONF.		1-6-0	.14286	282	0-1-0	125	259	267	.39943	268	25	26			
<hr/>															
TOTALS		RPI 1-25		RPI 26-50		W-L RECORDS		RPI 51-100		RPI 101-150		RPI 150+			
4-12-1		0-0-0		0-0-0		OVERALL		0-3-0		1-1-0		3-8-1			
2-4-1		0-0-0		0-0-0		HOME		0-1-0		0-0-0		2-3-1			
2-8-0		0-0-0		0-0-0		AWAY		0-2-0		1-1-0		1-5-0			
0-0-0		0-0-0		0-0-0		NEUTRAL		0-0-0		0-0-0		0-0-0			
1-6-0		0-0-0		0-0-0		NON-CONFERENCE		0-2-0		0-1-0		1-3-0			
0-2-0		0-0-0		0-0-0		HOME		0-0-0		0-0-0		0-2-0			
1-4-0		0-0-0		0-0-		AWAY		0-2-0		0-1-0		1-1-0			
0-0-0		0-0-0		0-0-0		NEUTRAL		0-0-0		0-0-0		0-0-0			
3-6-1		0-0-0		0-0-0		CONFERENCE		0-1-0		1-0-0		2-5-1			
2-2-1		0-0-0		0-0-0		HOME		0-1-0		0-0-0		2-1-1			
1-4-0		0-0-0		0-0-0		AWAY		0-0-0		1-0-0		0-4-0			
0-0-0		0-0-0		0-0-0		NEUTRAL		0-0-0		0-0-0		0-0-0			
RPI	S	Opponent	Score	RPI	S	Opponent	Score	RPI	S	Opponent	Score	RPI	S	Opponent	Score
								51	H	Fla. Atlantic	0 4	145	A	Kennesaw St.	2 1
								87	A	Middle Tenn.	0 2	148	A	Evansville	1 3
								92	A	Samford	0 2	161	H	LSU	0 2
												176	A	Campbell	1 2
												206	A	Gardner-Webb	0 3
												219	A	Jacksonville	0 1
												227	A	Tennessee Tech	1 0
												238	H	Stetson	0 2
												239	A	Tenn.-Martin	2 3
												245	H	East Tenn. St.	2 0
												255	A	North Fla.	0 1
												259	H	Austin Peay	0 1
												260	H	Mercer	1 1
												303	H	Lipscomb	2 1
<hr/>															
LAST 10 GAMES															
				92	A	Samford	0 2	219	A	Jacksonville	0 1				
				303	H	Lipscomb	2 1	245	H	East Tenn. St.	2 0				
				260	H	Mercer	1 1	145	A	Kennesaw St.	2 1				
				238	H	Stetson	0 2	206	A	Gardner-Webb	0 3				
				255	A	North Fla.	0 1	176	A	Campbell	1 2				

Non-Div. I Games:

Belmont

Average RPI Win: 278		WON-LOST	WINNING	LAST 10	STRENGTH OF		OPP. STRENGTH	TEAM	ADJ		CONF.	ADJ CONF.			
Average RPI Loss: 141		RECORD	PCT. RANK	GAMES	SCHEDULE		OF SCHEDULE	RPI	RPI		RPI	RPI			
DIV. I ONLY		4-13-2	.26316	271	3-5-2		220	248	267	.39924	269	15	14		
DIV. I NON-CONF.		2-8-0	.2	269	1-1-0		212	284	274	.38366	273	14	14		
TOTALS		RPI 1-25	RPI 26-50		W-L RECORDS		RPI 51-100		RPI 101-150		RPI 150+				
4-13-2		0-1-0	0-0-0		OVERALL		0-1-0		0-6-0		4-5-2				
2-4-1		0-1-0	0-0-0		HOME		0-0-0		0-1-0		2-2-1				
2-9-1		0-0-0	0-0-0		AWAY		0-1-0		0-5-0		2-3-1				
0-0-0		0-0-0	0-0-0		NEUTRAL		0-0-0		0-0-0		0-0-0				
2-8-0		0-0-0	0-0-0		NON-CONFERENCE		0-1-0		0-4-0		2-3-0				
1-1-0		0-0-0	0-0-0		HOME		0-0-0		0-0-0		1-1-0				
1-7-0		0-0-0	0-0-		AWAY		0-1-0		0-4-0		1-2-0				
0-0-0		0-0-0	0-0-0		NEUTRAL		0-0-0		0-0-0		0-0-0				
2-5-2		0-1-0	0-0-0		CONFERENCE		0-0-0		0-2-0		2-2-2				
1-3-1		0-1-0	0-0-0		HOME		0-0-0		0-1-0		1-1-1				
1-2-1		0-0-0	0-0-0		AWAY		0-0-0		0-1-0		1-1-1				
0-0-0		0-0-0	0-0-0		NEUTRAL		0-0-0		0-0-0		0-0-0				
RPI S	Opponent	Score		RPI S	Opponent	Score		RPI S	Opponent	Score		RPI S	Opponent	Score	
25	H St. Louis	1	4					71	A Lehigh	0	2	103	A Delaware	0	4
												105	H Duquesne	0	2
												116	A Long Island	0	3
												121	A Penn	0	2
												123	A Rutgers	0	6
												126	A Dayton	0	5
												164	A Seton Hall	0	1
												170	H St. Joseph's	2	2
												194	A Xavier	2	6
												207	A Fordham	1	1
												218	H Drexel	0	1
												220	A Fairleigh Dickinson	0	4
												241	H George Washington	3	2
												243	H La Salle	1	2
												276	A St. Bonaventure	2	1
												285	H Wagner	2	1
												308	A Delaware St.	5	0
LAST 10 GAMES															

Non-Div. I Games:

Temple

Average RPI Win: 210		WON-LOST	WINNING	LAST 10	STRENGTH OF	OPP. STRENGTH	TEAM	ADJ	CONF.	ADJ CONF.		
Average RPI Loss: 145		RECORD	PCT. RANK	GAMES	SCHEDULE	OF SCHEDULE	RPI	RPI	RPI	RPI		
DIV. I ONLY		3-14-0	.17647	287	1-9-0	185	171	274	.39191	270	17	17
DIV. I NON-CONF.		2-4-0	.33333	231	0-0-0	160	137	207	.45303	198	17	16
<hr/>												
TOTALS		RPI 1-25		RPI 26-50		W-L RECORDS		RPI 51-100		RPI 101-150		RPI 150+
3-14-0		0-0-0		0-0-0		OVERALL		0-5-0		1-2-0		2-7-0
2-5-0		0-0-0		0-0-0		HOME		0-2-0		0-1-0		2-2-0
1-8-0		0-0-0		0-0-0		AWAY		0-2-0		1-1-0		0-5-0
0-1-0		0-0-0		0-0-0		NEUTRAL		0-1-0		0-0-0		0-0-0
2-4-0		0-0-0		0-0-0		NON-CONFERENCE		0-3-0		1-1-0		1-0-0
1-2-0		0-0-0		0-0-0		HOME		0-1-0		0-1-0		1-0-0
1-1-0		0-0-0		0-0-		AWAY		0-1-0		1-0-0		0-0-0
0-1-0		0-0-0		0-0-0		NEUTRAL		0-1-0		0-0-0		0-0-0
1-10-0		0-0-0		0-0-0		CONFERENCE		0-2-0		0-1-0		1-7-0
1-3-0		0-0-0		0-0-0		HOME		0-1-0		0-0-0		1-2-0
0-7-0		0-0-0		0-0-0		AWAY		0-1-0		0-1-0		0-5-0
0-0-0		0-0-0		0-0-0		NEUTRAL		0-0-0		0-0-0		0-0-0
RPI	S	Opponent	Score	RPI	S	Opponent	Score	RPI	S	Opponent	Score	
						67 H Michigan	1 3			126 H Dayton	0 1	
						82 A Drake	0 2			131 A Western Mich.	1 2	
						85 H Ball St.	0 2			150 A Wright St.	1 0	
						88 N Creighton	0 3			154 A Toledo	2 3	
						94 A Bowling Green	0 2			155 A Kent St.	2 3	
										160 H Miami (Ohio)	1 2	
										185 H Eastern Mich.	2 1	
										209 H Central Mich.	1 2	
										211 A Northern Ill.	2 3	
										213 A Buffalo	0 1	
										253 A Akron	0 3	
										294 H Cleveland St.	5 1	
<hr/>												
LAST 10 GAMES												
						253 A Akron	0 3			154 A Toledo	2 3	
						213 A Buffalo	0 1			94 A Bowling Green	0 2	
						155 A Kent St.	2 3			131 A Western Mich.	1 2	
						160 H Miami (Ohio)	1 2			211 A Northern Ill.	2 3	
						85 H Ball St.	0 2			185 H Eastern Mich.	2 1	

Non-Div. I Games:

Ohio

Average RPI Win:	260	WON-LOST	WINNING	LAST 10	STRENGTH OF	OPP. STRENGTH	TEAM	ADJ	CONF.	ADJ CONF.			
Average RPI Loss:	164	RECORD	PCT. RANK	GAMES	SCHEDULE	OF SCHEDULE	RPI	RPI	RPI	RPI			
DIV. I ONLY	6-11-2	.36842	217	2-7-1	285	258	271	.39098	271	27	26		
DIV. I NON-CONF.	4-5-1	.45	171	0-1-0	286	236	265	.40236	265	27	27		
<hr/>													
TOTALS	RPI 1-25	RPI 26-50		W-L RECORDS	RPI 51-100		RPI 101-150		RPI 150+				
6-11-2	0-1-0	0-1-0		OVERALL	0-0-0		1-1-0		5-8-2				
4-3-0	0-0-0	0-0-0		HOME	0-0-0		0-1-0		4-2-0				
2-7-2	0-1-0	0-1-0		AWAY	0-0-0		1-0-0		1-5-2				
0-1-0	0-0-0	0-0-0		NEUTRAL	0-0-0		0-0-0		0-1-0				
<hr/>													
4-5-1	0-1-0	0-0-0		NON-CONFERENCE	0-0-0		1-0-0		3-4-1				
2-1-0	0-0-0	0-0-0		HOME	0-0-0		0-0-0		2-1-0				
2-3-1	0-1-0	0-0-		AWAY	0-0-0		1-0-0		1-2-1				
0-1-0	0-0-0	0-0-0		NEUTRAL	0-0-0		0-0-0		0-1-0				
<hr/>													
2-6-1	0-0-0	0-1-0		CONFERENCE	0-0-0		0-1-0		2-4-1				
2-2-0	0-0-0	0-0-0		HOME	0-0-0		0-1-0		2-1-0				
0-4-1	0-0-0	0-1-0		AWAY	0-0-0		0-0-0		0-3-1				
0-0-0	0-0-0	0-0-0		NEUTRAL	0-0-0		0-0-0		0-0-0				
<hr/>													
RPI S	Opponent	Score	RPI S	Opponent	Score	RPI S	Opponent	Score	RPI S	Opponent	Score		
13 A	Yale	1 5	32 A	Central Conn. St.	0 2								
					116 H							Long Island	0 3
					125 A							Columbia	1 0
					166 A							Navy	0 2
					187 N							St. John's (N.Y.)	0 2
					191 A							Sacred Heart	0 3
					207 H							Fordham	2 3
					214 H							St. Francis (Pa.)	0 4
					220 A							Fairleigh Dickinson	0 3
					225 A							Providence	1 2
					231 A							Monmouth	0 4
					267 H							Holy Cross	2 1
					283 H							Robert Morris	5 2
					285 H							Wagner	2 1
					290 A							Mt. St. Mary's	0 0
					297 H	Albany (N.Y.)	1 0						
					301 A	Howard	1 1						
					305 A	St. Peter's	4 1						
<hr/>													
LAST 10 GAMES													
231 A Monmouth						0	4	220 A Fairleigh Dickinson				0	3
290 A Mt. St. Mary's						0	0	191 A Sacred Heart				0	3
214 H St. Francis (Pa.)						0	4	116 H Long Island				0	3
283 H Robert Morris						5	2	285 H Wagner				2	1
32 A Central Conn. St.						0	2	166 A Navy				0	2

Non-Div. I Games:

Quinnipiac

Average RPI Win: 275		WON-LOST	WINNING	LAST 10	STRENGTH OF		OPP. STRENGTH	TEAM	ADJ		CONF.	ADJ CONF.			
Average RPI Loss: 195		RECORD	PCT. RANK	GAMES	SCHEDULE		OF SCHEDULE	RPI	RPI		RPI	RPI			
DIV. I ONLY		5-11-1	.32353	245	3-6-1		262	292	272	.39088	272	29	29		
DIV. I NON-CONF.		3-6-0	.33333	231	1-1-0		225	296	262	.4033	263	29	29		
TOTALS		RPI 1-25	RPI 26-50		W-L RECORDS		RPI 51-100		RPI 101-150		RPI 150+				
5-11-1	0-0-0	0-0-0		OVERALL		0-0-0		0-2-0		5-9-1					
3-0-0	0-0-0	0-0-0		HOME		0-0-0		0-0-0		3-0-0					
2-8-0	0-0-0	0-0-0		AWAY		0-0-0		0-1-0		2-7-0					
0-3-1	0-0-0	0-0-0		NEUTRAL		0-0-0		0-1-0		0-2-1					
3-6-0	0-0-0	0-0-0		NON-CONFERENCE		0-0-0		0-1-0		3-5-0					
2-0-0	0-0-0	0-0-0		HOME		0-0-0		0-0-0		2-0-0					
1-4-0	0-0-0	0-0-		AWAY		0-0-0		0-0-0		1-4-0					
0-2-0	0-0-0	0-0-0		NEUTRAL		0-0-0		0-1-0		0-1-0					
2-5-1	0-0-0	0-0-0		CONFERENCE		0-0-0		0-1-0		2-4-1					
1-0-0	0-0-0	0-0-0		HOME		0-0-0		0-0-0		1-0-0					
1-4-0	0-0-0	0-0-0		AWAY		0-0-0		0-1-0		1-3-0					
0-1-1	0-0-0	0-0-0		NEUTRAL		0-0-0		0-0-0		0-1-1					
RPI	S	Opponent	Score	RPI	S	Opponent	Score	RPI	S	Opponent	Score				
								113	N	Oklahoma St.	0	1			
								133	A	Stephen F. Austin	0	3			
								161	A	LSU	1	2			
								182	A	Northwestern St.	1	2			
								186	N	Wis.-Green Bay	0	2			
								192	A	Texas St.	1	2			
								192	N	Texas St.	1	3			
								208	N	La.-Monroe	0	0			
								224	A	Mississippi Val.	2	1			
								238	A	Stetson	0	1			
								242	A	La.-Lafayette	0	1			
								249	A	Sam Houston St.	0	1			
								255	A	North Fla.	0	1			
								259	H	Austin Peay	3	1			
								292	A	Southeastern La.	4	1			
								298	H	Southern U.	9	2			
								300	H	Nicholls St.	7	1			
LAST 10 GAMES															
						192	N	Texas St.	1	3	292	A	Southeastern La.	4	1
						182	A	Northwestern St.	1	2	192	A	Texas St.	1	2
						300	H	Nicholls St.	7	1	208	N	La.-Monroe	0	0
						133	A	Stephen F. Austin	0	3	242	A	La.-Lafayette	0	1
						249	A	Sam Houston St.	0	1	224	A	Mississippi Val.	2	1

Non-Div. I Games:

McNeese St.

Average RPI Win: 289		WON-LOST RECORD		WINNING PCT. RANK		LAST 10 GAMES		STRENGTH OF SCHEDULE		OPP. STRENGTH OF SCHEDULE		TEAM RPI		ADJ RPI		CONF. RPI		ADJ CONF. RPI	
DIV. I ONLY		5-7-0		.41667 205		5-5-0		283		302		270		.38954 273		31		31	
DIV. I NON-CONF.		0-2-0		0 297		0-0-0		209		248		296		.33541 296		31		31	
TOTALS		RPI 1-25		RPI 26-50		W-L RECORDS		RPI 51-100		RPI 101-150		RPI 150+							
5-7-0		0-0-0		0-0-0		OVERALL		0-0-0		0-1-0		5-6-0							
4-2-0		0-0-0		0-0-0		HOME		0-0-0		0-0-0		4-2-0							
1-4-0		0-0-0		0-0-0		AWAY		0-0-0		0-1-0		1-3-0							
0-1-0		0-0-0		0-0-0		NEUTRAL		0-0-0		0-0-0		0-1-0							
0-2-0		0-0-0		0-0-0		NON-CONFERENCE		0-0-0		0-0-0		0-2-0							
0-1-0		0-0-0		0-0-0		HOME		0-0-0		0-0-0		0-1-0							
0-1-0		0-0-0		0-0-		AWAY		0-0-0		0-0-0		0-1-0							
0-0-0		0-0-0		0-0-0		NEUTRAL		0-0-0		0-0-0		0-0-0							
5-5-0		0-0-0		0-0-0		CONFERENCE		0-0-0		0-1-0		5-4-0							
4-1-0		0-0-0		0-0-0		HOME		0-0-0		0-0-0		4-1-0							
1-3-0		0-0-0		0-0-0		AWAY		0-0-0		0-1-0		1-2-0							
0-1-0		0-0-0		0-0-0		NEUTRAL		0-0-0		0-0-0		0-1-0							
RPI	S	Opponent	Score	RPI	S	Opponent	Score	RPI	S	Opponent	Score	RPI	S	Opponent	Score				
										122	A	Alabama A&M	1	7					
										192	H	Texas St.	0	9					
										208	A	La.-Monroe	0	6					
										224	H	Mississippi Val.	0	1					
										224	N	Mississippi Val.	2	3					
										236	H	Grambling	2	1					
										252	A	Jackson St.	1	5					
										296	A	Alabama St.	1	2					
										298	A	Southern U.	2	1					
										302	H	Ark.-Pine Bluff	2	0					
										304	H	Texas Southern	2	1					
										306	H	Alcorn St.	5	3					
LAST 10 GAMES																			
						224 N Mississippi Val.	2	3				298 A Southern U.	2	1					
						302 H Ark.-Pine Bluff	2	0				304 H Texas Southern	2	1					
						236 H Grambling	2	1				306 H Alcorn St.	5	3					
						296 A Alabama St.	1	2				224 H Mississippi Val.	0	1					
						122 A Alabama A&M	1	7				252 A Jackson St.	1	5					

Non-Div. I Games: Texas Wesleyan 0 3 Dallas Baptist 2 7

Prairie View

Average RPI Win: 257		WON-LOST RECORD		WINNING PCT. RANK		LAST 10 GAMES		STRENGTH OF SCHEDULE		OPP. STRENGTH OF SCHEDULE		TEAM RPI		ADJ RPI		CONF. RPI		ADJ CONF. RPI					
Average RPI Loss: 149		3-13-1		.20588 283		2-8-0		217		198		279		.38899 274		28		28					
DIV. I ONLY		2-8-1		.22727 262		1-3-0		148		166		250		.42156 248		23		23					
DIV. I NON-CONF.																							
TOTALS		RPI 1-25		RPI 26-50		W-L RECORDS		RPI 51-100		RPI 101-150		RPI 150+											
3-13-1		0-1-0		0-1-0		OVERALL		0-3-0		0-1-1		3-7-0											
2-3-0		0-0-0		0-0-0		HOME		0-1-0		0-0-0		2-2-0											
1-9-1		0-1-0		0-1-0		AWAY		0-1-0		0-1-1		1-5-0											
0-1-0		0-0-0		0-0-0		NEUTRAL		0-1-0		0-0-0		0-0-0											
2-8-1		0-1-0		0-1-0		NON-CONFERENCE		0-2-0		0-1-1		2-3-0											
1-1-0		0-0-0		0-0-0		HOME		0-0-0		0-0-0		1-1-0											
1-6-1		0-1-0		0-0-		AWAY		0-1-0		0-1-1		1-2-0											
0-1-0		0-0-0		0-0-0		NEUTRAL		0-1-0		0-0-0		0-0-0											
1-5-0		0-0-0		0-0-0		CONFERENCE		0-1-0		0-0-0		1-4-0											
1-2-0		0-0-0		0-0-0		HOME		0-1-0		0-0-0		1-1-0											
0-3-0		0-0-0		0-0-0		AWAY		0-0-0		0-0-0		0-3-0											
0-0-0		0-0-0		0-0-0		NEUTRAL		0-0-0		0-0-0		0-0-0											
RPI	S	Opponent		Score		RPI	S	Opponent		Score		RPI	S	Opponent		Score		RPI	S	Opponent		Score	
9	A	California		1	3	47	A	Gonzaga		1	3	55	A	Washington St.		1	2	119	A	New Mexico		0	0
												77	N	St. Mary's (Cal.)		0	2	127	A	North Dakota St.		0	3
												86	H	Weber St.		0	1	174	A	Colorado Col.		0	3
																		195	H	Boise St.		0	1
																		199	A	Northern Ariz.		0	2
																		201	A	Sacramento St.		0	2
																		210	H	Utah St.		2	1
																		235	A	Eastern Wash.		0	1
																		260	H	Portland St.		0	1
																		266	A	South Dakota St.		1	2
																		275	H	Idaho St.		2	1
																		286	A	Idaho		2	0
LAST 10 GAMES																							
						260	H	Portland St.		0	1	201	A	Sacramento St.		0	2						
						86	H	Weber St.		0	1	199	A	Northern Ariz.		0	2						
						275	H	Idaho St.		2	1	55	A	Washington St.		1	2						
						127	A	North Dakota St.		0	3	235	A	Eastern Wash.		0	1						
						266	A	South Dakota St.		1	2	286	A	Idaho		2	0						

Non-Div. I Games:

Montana

Average RPI Win:	253	WON-LOST	WINNING	LAST 10	STRENGTH OF	OPP. STRENGTH	TEAM	ADJ	CONF.	ADJ CONF.	
Average RPI Loss:	155	RECORD	PCT. RANK	GAMES	SCHEDULE	OF SCHEDULE	RPI	RPI	RPI	RPI	
DIV. I ONLY	4-12-1	.26471	269	2-7-1	259	229	278	.38873	275	28	28
DIV. I NON-CONF.	3-8-0	.27273	251	1-3-0	205	210	258	.41006	257	23	23
<hr/>											
TOTALS	RPI 1-25	RPI 26-50		W-L RECORDS	RPI 51-100		RPI 101-150		RPI 150+		
4-12-1	0-0-0	0-2-0		OVERALL	0-3-0		0-0-0		4-7-1		
2-5-0	0-0-0	0-1-0		HOME	0-2-0		0-0-0		2-2-0		
1-7-1	0-0-0	0-1-0		AWAY	0-1-0		0-0-0		1-5-1		
1-0-0	0-0-0	0-0-0		NEUTRAL	0-0-0		0-0-0		1-0-0		
<hr/>											
3-8-0	0-0-0	0-2-0		NON-CONFERENCE	0-2-0		0-0-0		3-4-0		
2-2-0	0-0-0	0-1-0		HOME	0-1-0		0-0-0		2-0-0		
0-6-0	0-0-0	0-0-		AWAY	0-1-0		0-0-0		0-4-0		
1-0-0	0-0-0	0-0-0		NEUTRAL	0-0-0		0-0-0		1-0-0		
<hr/>											
1-4-1	0-0-0	0-0-0		CONFERENCE	0-1-0		0-0-0		1-3-1		
0-3-0	0-0-0	0-0-0		HOME	0-1-0		0-0-0		0-2-0		
1-1-1	0-0-0	0-0-0		AWAY	0-0-0		0-0-0		1-1-1		
0-0-0	0-0-0	0-0-0		NEUTRAL	0-0-0		0-0-0		0-0-0		
<hr/>											
RPI	S	Opponent	Score	RPI	S	Opponent	Score	RPI	S	Opponent	Score
				45	A	Long Beach St.	0 1	55	H	Washington St.	1 2
				47	H	Gonzaga	0 2	86	H	Weber St.	1 2
								93	A	Cal St. Northridge	0 5
										195	A Boise St.
										1	2
										199	H Northern Ariz.
										1	2
										201	H Sacramento St.
										0	2
										204	A Southern Utah
										0	1
										210	A Utah St.
										0	2
										233	N Northern Colo.
										2	0
										235	A Eastern Wash.
										1	0
										256	A Air Force
										0	3
										257	H Utah Valley St.
										2	0
										260	A Portland St.
										1	1
										274	A Montana
										1	2
										286	H Idaho
										3	1
<hr/>											
LAST 10 GAMES											
				199	H	Northern Ariz.	1 2	260	A	Portland St.	1 1
				201	H	Sacramento St.	0 2	233	N	Northern Colo.	2 0
				235	A	Eastern Wash.	1 0	256	A	Air Force	0 3
				274	A	Montana	1 2	195	A	Boise St.	1 2
				86	H	Weber St.	1 2	210	A	Utah St.	0 2

Non-Div. I Games:

Idaho St.

Average RPI Win: 252		WON-LOST RECORD		WINNING PCT. RANK		LAST 10 GAMES		STRENGTH OF SCHEDULE		OPP. STRENGTH OF SCHEDULE		TEAM RPI		ADJ RPI		CONF. RPI		ADJ CONF. RPI	
DIV. I ONLY		2-15-0		.11765 293		1-9-0		132		216		282		.38833 276		15		14	
DIV. I NON-CONF.		1-7-0		.125 286		0-1-0		90		220		254		.41447 251		14		14	
TOTALS		RPI 1-25		RPI 26-50		W-L RECORDS		RPI 51-100		RPI 101-150		RPI 150+							
2-15-0		0-1-0		0-0-0		OVERALL		0-3-0		0-4-0		2-7-0							
1-6-0		0-0-0		0-0-0		HOME		0-0-0		0-2-0		1-4-0							
0-7-0		0-1-0		0-0-0		AWAY		0-1-0		0-2-0		0-3-0							
1-2-0		0-0-0		0-0-0		NEUTRAL		0-2-0		0-0-0		1-0-0							
1-7-0		0-1-0		0-0-0		NON-CONFERENCE		0-2-0		0-1-0		1-3-0							
0-2-0		0-0-0		0-0-0		HOME		0-0-0		0-1-0		0-1-0							
0-3-0		0-1-0		0-0-		AWAY		0-0-0		0-0-0		0-2-0							
1-2-0		0-0-0		0-0-0		NEUTRAL		0-2-0		0-0-0		1-0-0							
1-8-0		0-0-0		0-0-0		CONFERENCE		0-1-0		0-3-0		1-4-0							
1-4-0		0-0-0		0-0-0		HOME		0-0-0		0-1-0		1-3-0							
0-4-0		0-0-0		0-0-0		AWAY		0-1-0		0-2-0		0-1-0							
0-0-0		0-0-0		0-0-0		NEUTRAL		0-0-0		0-0-0		0-0-0							
RPI	S	Opponent		Score		RPI	S	Opponent		Score		RPI	S	Opponent		Score			
8	A	Virginia		1 7								70	N	Western Caro.		1 2			
												93	N	Cal St. Northridge		1 3			
												96	A	Rhode Island		0 5			
												108	A	Richmond		2 4			
												109	H	Niagara		1 3			
												126	H	Dayton		0 3			
												129	A	Charlotte		1 4			
												170	H	St. Joseph's		1 3			
												172	A	Massachusetts		0 2			
												184	H	Cornell		0 2			
												194	H	Xavier		2 3			
												199	A	Northern Ariz.		0 2			
												207	H	Fordham		3 2			
												234	A	Siena		1 5			
												269	H	Temple		1 2			
												297	N	Albany (N.Y.)		5 1			
LAST 10 GAMES																			
						170	H	St. Joseph's		1 3		207	H	Fordham		3 2			
						269	H	Temple		1 2		129	A	Charlotte		1 4			
						108	A	Richmond		2 4		172	A	Massachusetts		0 2			
						194	H	Xavier		2 3		96	A	Rhode Island		0 5			
						126	H	Dayton		0 3		234	A	Siena		1 5			

Non-Div. I Games:

St. Bonaventure

Average RPI Win: 255		WON-LOST RECORD		WINNING PCT. RANK		LAST 10 GAMES		STRENGTH OF SCHEDULE		OPP. STRENGTH OF SCHEDULE		TEAM RPI		ADJ RPI		CONF. RPI		ADJ CONF. RPI	
DIV. I ONLY		1-8-0		.11111 294		1-4-0		99		282		277		.38819 277		30		30	
DIV. I NON-CONF.		1-6-0		.14286 282		1-2-0		44		243		220		.43879 225		30		30	
TOTALS		RPI 1-25		RPI 26-50		W-L RECORDS		RPI 51-100		RPI 101-150		RPI 150+							
1-8-0		0-1-0		0-0-0		OVERALL		0-1-0		0-3-0		1-3-0							
0-2-0		0-0-0		0-0-0		HOME		0-0-0		0-1-0		0-1-0							
1-5-0		0-1-0		0-0-0		AWAY		0-1-0		0-2-0		1-1-0							
0-1-0		0-0-0		0-0-0		NEUTRAL		0-0-0		0-0-0		0-1-0							
1-6-0		0-1-0		0-0-0		NON-CONFERENCE		0-1-0		0-3-0		1-1-0							
0-1-0		0-0-0		0-0-0		HOME		0-0-0		0-1-0		0-0-0							
1-5-0		0-1-0		0-0-		AWAY		0-1-0		0-2-0		1-1-0							
0-0-0		0-0-0		0-0-0		NEUTRAL		0-0-0		0-0-0		0-0-0							
0-2-0		0-0-0		0-0-0		CONFERENCE		0-0-0		0-0-0		0-2-0							
0-1-0		0-0-0		0-0-0		HOME		0-0-0		0-0-0		0-1-0							
0-0-0		0-0-0		0-0-0		AWAY		0-0-0		0-0-0		0-0-0							
0-1-0		0-0-0		0-0-0		NEUTRAL		0-0-0		0-0-0		0-1-0							
RPI	S	Opponent		Score		RPI	S	Opponent		Score		RPI	S	Opponent		Score			
21	A	Vanderbilt		0 9								70	A	Western Caro.		0 2			
												134	H	UNC Asheville		1 3			
												144	A	East Caro.		1 6			
												145	A	Kennesaw St.		3 6			
												233	N	Northern Colo.		1 2			
												255	A	North Fla.		2 1			
												260	A	Mercer		0 3			
												301	H	Howard		1 2			
LAST 10 GAMES																			
		145 A Kennesaw St.		3 6				70 A Western Caro.		0 2									
		233 N Northern Colo.		1 2				144 A East Caro.		1 6									
		255 A North Fla.		2 1				260 A Mercer		0 3									
		134 H UNC Asheville		1 3				21 A Vanderbilt		0 9									
		301 H Howard		1 2															
Non-Div. I Games:		Lindsay Wilson		0 3		Lenoir-Rhyne		1 0		Clayton St.		1 1		Presbyterian		3 2			
		Wingate		2 1		Lander		4 0						Francis Marion					

Average RPI Win:	283	WON-LOST RECORD	WINNING PCT. RANK	LAST 10 GAMES	STRENGTH OF SCHEDULE	OPP. STRENGTH OF SCHEDULE	TEAM RPI	ADJ RPI	CONF. RPI	ADJ CONF. RPI	
Average RPI Loss:	166										
DIV. I ONLY	6-12-2	.35	227	3-6-1	281	287	275	.38781	278	25	24
DIV. I NON-CONF.	5-4-1	.55	132	2-0-0	261	298	213	.44607	214	26	25
<hr/>											
TOTALS	RPI 1-25	RPI 26-50		W-L RECORDS	RPI 51-100		RPI 101-150		RPI 150+		
6-12-2	0-0-0	0-1-0		OVERALL	0-2-0		0-3-1		6-6-1		
0-5-0	0-0-0	0-0-0		HOME	0-1-0		0-1-0		0-3-0		
6-6-1	0-0-0	0-1-0		AWAY	0-1-0		0-2-0		6-2-1		
0-1-1	0-0-0	0-0-0		NEUTRAL	0-0-0		0-0-1		0-1-0		
<hr/>											
5-4-1	0-0-0	0-0-0		NON-CONFERENCE	0-1-0		0-2-1		5-1-0		
0-1-0	0-0-0	0-0-0		HOME	0-0-0		0-0-0		0-1-0		
5-3-0	0-0-0	0-0-		AWAY	0-1-0		0-2-0		5-0-0		
0-0-1	0-0-0	0-0-0		NEUTRAL	0-0-0		0-0-1		0-0-0		
<hr/>											
1-8-1	0-0-0	0-1-0		CONFERENCE	0-1-0		0-1-0		1-5-1		
0-4-0	0-0-0	0-0-0		HOME	0-1-0		0-1-0		0-2-0		
1-3-1	0-0-0	0-1-0		AWAY	0-0-0		0-0-0		1-2-1		
0-1-0	0-0-0	0-0-0		NEUTRAL	0-0-0		0-0-0		0-1-0		
<hr/>											
RPI S	Opponent	Score	RPI S	Opponent	Score	RPI S	Opponent	Score	RPI S	Opponent	Score
			48 A	Loyola (Md.)	0 1	71 A	Lehigh	0 1	109 H	Niagara	1 2
						80 H	Fairfield	0 1	125 A	Columbia	1 2
									138 N	Binghamton	2 2
									142 A	Army	0 3
									200 H	Iona	0 1
									207 A	Fordham	2 0
									218 H	Drexel	0 1
									223 A	Marist	1 3
									234 A	Siena	1 2
									262 A	Rider	0 0
									262 N	Rider	0 4
									279 H	Canisius	0 2
									285 A	Wagner	1 0
									295 A	VMI	4 0
									299 A	Youngstown St.	1 0
									305 A	St. Peter's	3 0
									308 A	Delaware St.	4 0
<hr/>											
LAST 10 GAMES											
	279 H	Canisius	0	2	262 N	Rider	0	4			
	109 H	Niagara	1	2	308 A	Delaware St.	4	0			
	262 A	Rider	0	0	305 A	St. Peter's	3	0			
	48 A	Loyola (Md.)	0	1	80 H	Fairfield	0	1			
	295 A	VMI	4	0	200 H	Iona	0	1			

Non-Div. I Games:

Manhattan

Average RPI Win: 265		WON-LOST RECORD		WINNING PCT. RANK		LAST 10 GAMES		STRENGTH OF SCHEDULE		OPP. STRENGTH OF SCHEDULE		TEAM RPI		ADJ RPI		CONF. RPI		ADJ CONF. RPI	
DIV. I ONLY		6-12-0		.33333 234		4-6-0		277		283		273		.38767 279		25		24	
DIV. I NON-CONF.		2-5-0		.28571 246		1-0-0		284		270		285		.35526 286		26		25	
TOTALS		RPI 1-25		RPI 26-50		W-L RECORDS		RPI 51-100		RPI 101-150		RPI 150+							
6-12-0		0-0-0		0-1-0		OVERALL		0-1-0		1-2-0		5-8-0							
3-6-0		0-0-0		0-1-0		HOME		0-1-0		1-1-0		2-3-0							
2-3-0		0-0-0		0-0-0		AWAY		0-0-0		0-0-0		2-3-0							
1-3-0		0-0-0		0-0-0		NEUTRAL		0-0-0		0-1-0		1-2-0							
2-5-0		0-0-0		0-0-0		NON-CONFERENCE		0-0-0		1-0-0		1-5-0							
2-2-0		0-0-0		0-0-0		HOME		0-0-0		1-0-0		1-2-0							
0-1-0		0-0-0		0-0-		AWAY		0-0-0		0-0-0		0-1-0							
0-2-0		0-0-0		0-0-0		NEUTRAL		0-0-0		0-0-0		0-2-0							
4-7-0		0-0-0		0-1-0		CONFERENCE		0-1-0		0-2-0		4-3-0							
1-4-0		0-0-0		0-1-0		HOME		0-1-0		0-1-0		1-1-0							
2-2-0		0-0-0		0-0-0		AWAY		0-0-0		0-0-0		2-2-0							
1-1-0		0-0-0		0-0-0		NEUTRAL		0-0-0		0-1-0		1-0-0							
RPI	S	Opponent		Score		RPI	S	Opponent		Score		RPI	S	Opponent		Score			
						48	H	Loyola (Md.)		0 3									
												109	H	Niagara		0 3			
												109	N	Niagara		3 6			
												138	H	Binghamton		3 0			
												184	A	Cornell		2 3			
												200	H	Iona		2 3			
												213	H	Buffalo		1 2			
												214	N	St. Francis (Pa.)		0 1			
												223	A	Marist		1 2			
												234	A	Siena		2 4			
												262	H	Rider		3 1			
												264	N	Morehead St.		0 1			
												278	A	Manhattan		2 0			
												283	H	Robert Morris		0 1			
												299	H	Youngstown St.		2 0			
												305	A	St. Peter's		5 0			
												305	N	St. Peter's		4 1			
LAST 10 GAMES																			
						305	N	St. Peter's		4 1		109	N	Niagara		3 6			
						278	A	Manhattan		2 0		234	A	Siena		2 4			
						305	A	St. Peter's		5 0		223	A	Marist		1 2			
						80	H	Fairfield		1 2		299	H	Youngstown St.		2 0			
						200	H	Iona		2 3		48	H	Loyola (Md.)		0 3			

Non-Div. I Games:

Canisius

Average RPI Win: 273		WON-LOST RECORD		WINNING PCT. RANK		LAST 10 GAMES		STRENGTH OF SCHEDULE		OPP. STRENGTH OF SCHEDULE		TEAM RPI		ADJ RPI		CONF. RPI		ADJ CONF. RPI	
DIV. I ONLY		4-10-0		.28571 263		1-8-0		256		290		281		.38677 280		23		22	
DIV. I NON-CONF.		4-3-0		.57143 110		1-1-0		207		304		176		.47394 176		21		21	
TOTALS		RPI 1-25		RPI 26-50		W-L RECORDS		RPI 51-100		RPI 101-150		RPI 150+							
4-10-0		0-0-0		0-0-0		OVERALL		0-0-0		0-2-0		4-8-0							
4-4-0		0-0-0		0-0-0		HOME		0-0-0		0-1-0		4-3-0							
0-5-0		0-0-0		0-0-0		AWAY		0-0-0		0-1-0		0-4-0							
0-1-0		0-0-0		0-0-0		NEUTRAL		0-0-0		0-0-0		0-1-0							
4-3-0		0-0-0		0-0-0		NON-CONFERENCE		0-0-0		0-1-0		4-2-0							
4-0-0		0-0-0		0-0-0		HOME		0-0-0		0-0-0		4-0-0							
0-2-0		0-0-0		0-0-		AWAY		0-0-0		0-1-0		0-1-0							
0-1-0		0-0-0		0-0-0		NEUTRAL		0-0-0		0-0-0		0-1-0							
0-7-0		0-0-0		0-0-0		CONFERENCE		0-0-0		0-1-0		0-6-0							
0-4-0		0-0-0		0-0-0		HOME		0-0-0		0-1-0		0-3-0							
0-3-0		0-0-0		0-0-0		AWAY		0-0-0		0-0-0		0-3-0							
0-0-0		0-0-0		0-0-0		NEUTRAL		0-0-0		0-0-0		0-0-0							
RPI S	Opponent	Score		RPI S	Opponent	Score		RPI S	Opponent	Score		RPI S	Opponent	Score					
										133 A	Stephen F. Austin	0	2						
										149 H	Hawaii	0	3						
										151 A	Fresno St.	0	3						
										159 A	Nevada	0	4						
										182 A	Northwestern St.	0	3						
										192 N	Texas St.	0	2						
										195 H	Boise St.	0	5						
										196 H	San Jose St.	0	4						
										210 A	Utah St.	0	2						
										224 H	Mississippi Val.	2	0						
										265 H	Centenary (La.)	2	0						
										286 H	Idaho	0	2						
										300 H	Nicholls St.	7	0						
										302 H	Ark.-Pine Bluff	8	1						
LAST 10 GAMES																			
										195 H	Boise St.	0	5						
										210 A	Utah St.	0	2						
										300 H	Nicholls St.	7	0						
										192 N	Texas St.	0	2						
										133 A	Stephen F. Austin	0	2						

Non-Div. I Games: William Carey 8 0 Robert Morris-Chi. 7 0 Belhaven 8 0

Louisiana Tech

Average RPI Win: 265		WON-LOST RECORD	WINNING PCT. RANK		LAST 10 GAMES	STRENGTH OF SCHEDULE	OPP. STRENGTH OF SCHEDULE	TEAM RPI	ADJ RPI		CONF. RPI	ADJ CONF. RPI	
Average RPI Loss: 175													
DIV. I ONLY		3-11-2	.25	273	1-7-2	236	264	280	.38584	281	21	21	
DIV. I NON-CONF.		2-7-1	.25	257	0-3-1	245	266	276	.37761	277	22	22	
<hr/>													
TOTALS		RPI 1-25		RPI 26-50		W-L RECORDS		RPI 51-100		RPI 101-150		RPI 150+	
3-11-2		0-0-0		0-0-0		OVERALL		0-1-0		0-2-0		3-8-2	
3-4-0		0-0-0		0-0-0		HOME		0-1-0		0-0-0		3-3-0	
0-5-2		0-0-0		0-0-0		AWAY		0-0-0		0-2-0		0-3-2	
0-2-0		0-0-0		0-0-0		NEUTRAL		0-0-0		0-0-0		0-2-0	
2-7-1		0-0-0		0-0-0		NON-CONFERENCE		0-1-0		0-1-0		2-5-1	
2-2-0		0-0-0		0-0-0		HOME		0-1-0		0-0-0		2-1-0	
0-3-1		0-0-0		0-0-		AWAY		0-0-0		0-1-0		0-2-1	
0-2-0		0-0-0		0-0-0		NEUTRAL		0-0-0		0-0-0		0-2-0	
1-4-1		0-0-0		0-0-0		CONFERENCE		0-0-0		0-1-0		1-3-1	
1-2-0		0-0-0		0-0-0		HOME		0-0-0		0-0-0		1-2-0	
0-2-1		0-0-0		0-0-0		AWAY		0-0-0		0-1-0		0-1-1	
0-0-0		0-0-0		0-0-0		NEUTRAL		0-0-0		0-0-0		0-0-0	
RPI	S	Opponent	Score	RPI	S	Opponent	Score	RPI	S	Opponent	Score		
								85	H	Ball St.	1 3		
										118	A	Oakland	0 3
										148	A	Evansville	0 2
										153	N	Southeast Mo. St.	0 2
										161	H	Valparaiso	0 2
										165	A	Western Ill.	1 3
										169	A	Indiana St.	1 3
										193	H	Oral Roberts	3 2
										195	N	Boise St.	1 4
										198	A	Butler	0 2
										204	A	Southern Utah	0 0
										237	A	Murray St.	2 2
										263	H	IPFW	0 3
										265	H	Centenary (La.)	0 1
										299	H	Youngstown St.	4 1
										303	H	Lipscomb	3 0
<hr/>													
LAST 10 GAMES													
						165	A	Western Ill.	1 3	193	H	Oral Roberts	3 2
						198	A	Butler	0 2	263	H	IPFW	0 3
						118	A	Oakland	0 3	195	N	Boise St.	1 4
						161	H	Valparaiso	0 2	204	A	Southern Utah	0 0
						265	H	Centenary (La.)	0 1	237	A	Murray St.	2 2

Non-Div. I Games:

IUPUI

Average RPI Win:	220	WON-LOST RECORD	WINNING PCT. RANK	LAST 10 GAMES	STRENGTH OF SCHEDULE	OPP. STRENGTH OF SCHEDULE	TEAM RPI	ADJ RPI	CONF. RPI	ADJ CONF. RPI	
DIV. I ONLY	3-15-1	.18421	285	2-8-0	173	250	276	.38317	282	16	16
DIV. I NON-CONF.	1-8-1	.15	281	0-1-0	141	297	271	.38338	274	15	15
TOTALS	RPI 1-25	RPI 26-50	W-L RECORDS	RPI 51-100	RPI 101-150	RPI 150+					
3-15-1	0-0-0	0-1-0	OVERALL	0-3-0	0-3-0	3-8-1					
2-5-1	0-0-0	0-0-0	HOME	0-2-0	0-0-0	2-3-1					
0-8-0	0-0-0	0-1-0	AWAY	0-1-0	0-2-0	0-4-0					
1-2-0	0-0-0	0-0-0	NEUTRAL	0-0-0	0-1-0	1-1-0					
1-8-1	0-0-0	0-0-0	NON-CONFERENCE	0-1-0	0-2-0	1-5-1					
0-2-1	0-0-0	0-0-0	HOME	0-1-0	0-0-0	0-1-1					
0-4-0	0-0-0	0-0-	AWAY	0-0-0	0-1-0	0-3-0					
1-2-0	0-0-0	0-0-0	NEUTRAL	0-0-0	0-1-0	1-1-0					
2-7-0	0-0-0	0-1-0	CONFERENCE	0-2-0	0-1-0	2-3-0					
2-3-0	0-0-0	0-0-0	HOME	0-1-0	0-0-0	2-2-0					
0-4-0	0-0-0	0-1-0	AWAY	0-1-0	0-1-0	0-1-0					
0-0-0	0-0-0	0-0-0	NEUTRAL	0-0-0	0-0-0	0-0-0					
RPI S	Opponent	Score	RPI S	Opponent	Score	RPI S	Opponent	Score	RPI S	Opponent	Score
			41 A	North Texas	1 6	87 H	Middle Tenn.	1 5	111 A	Denver	0 5
						90 H	Missouri St.	0 4	113 A	Oklahoma St.	0 11
						98 A	South Ala.	0 2	133 N	Stephen F. Austin	0 5
									153 A	Southeast Mo. St.	0 3
									180 H	Western Ky.	2 1
									208 A	La.-Monroe	0 1
									212 H	Florida Int'l	0 1
									215 N	Tulsa	0 3
									232 A	Troy	0 4
									237 N	Murray St.	1 0
									239 A	Tenn.-Martin	0 3
									242 H	La.-Lafayette	2 0
									250 H	Arkansas St.	0 2
									265 H	Centenary (La.)	0 1
									292 H	Southeastern La.	0 0
LAST 10 GAMES											
			180 H	Western Ky.	2 1	153 A	Southeast Mo. St.	0 3			
			87 H	Middle Tenn.	1 5	242 H	La.-Lafayette	2 0			
			41 A	North Texas	1 6	212 H	Florida Int'l	0 1			
			111 A	Denver	0 5	232 A	Troy	0 4			
			250 H	Arkansas St.	0 2	98 A	South Ala.	0 2			

Non-Div. I Games:

Ark.-Little Rock

Average RPI Win:	256	WON-LOST RECORD	WINNING PCT. RANK	LAST 10 GAMES	STRENGTH OF SCHEDULE	OPP. STRENGTH OF SCHEDULE	TEAM RPI	ADJ RPI	CONF. RPI	ADJ CONF. RPI		
DIV. I ONLY		3-13-2	.22222	280	1-8-1	218	266	283	.38095	283	27	26
DIV. I NON-CONF.		2-6-1	.27778	250	0-1-0	202	234	259	.41198	255	27	27
<hr/>												
TOTALS	RPI 1-25	RPI 26-50		W-L RECORDS		RPI 51-100		RPI 101-150		RPI 150+		
3-13-2	0-0-0	0-1-0		OVERALL		0-0-0		0-5-0		3-7-2		
1-4-1	0-0-0	0-0-0		HOME		0-0-0		0-1-0		1-3-1		
2-7-0	0-0-0	0-1-0		AWAY		0-0-0		0-3-0		2-3-0		
0-2-1	0-0-0	0-0-0		NEUTRAL		0-0-0		0-1-0		0-1-1		
2-6-1	0-0-0	0-0-0		NON-CONFERENCE		0-0-0		0-4-0		2-2-1		
0-2-0	0-0-0	0-0-0		HOME		0-0-0		0-1-0		0-1-0		
2-2-0	0-0-0	0-0-		AWAY		0-0-0		0-2-0		2-0-0		
0-2-1	0-0-0	0-0-0		NEUTRAL		0-0-0		0-1-0		0-1-1		
1-7-1	0-0-0	0-1-0		CONFERENCE		0-0-0		0-1-0		1-5-1		
1-2-1	0-0-0	0-0-0		HOME		0-0-0		0-0-0		1-2-1		
0-5-0	0-0-0	0-1-0		AWAY		0-0-0		0-1-0		0-3-0		
0-0-0	0-0-0	0-0-0		NEUTRAL		0-0-0		0-0-0		0-0-0		
RPI	S	Opponent	Score	RPI	S	Opponent	Score	RPI	S	Opponent	Score	
				32	A	Central Conn. St.	2 4			102	H Bucknell	1 2
										116	A Long Island	1 2
										122	N Alabama A&M	1 2
										125	A Columbia	0 2
										149	A Hawaii	0 2
										167	N Vermont	1 4
										184	H Cornell	0 4
										191	H Sacred Heart	3 2
										198	N Butler	1 1
										214	A St. Francis (Pa.)	0 1
										220	H Fairleigh Dickinson	0 4
										231	H Monmouth	2 3
										271	A Quinnipiac	2 5
										279	A Canisius	1 0
										285	A Wagner	2 3
										290	H Mt. St. Mary's	0 0
										299	A Youngstown St.	3 1
<hr/>												
LAST 10 GAMES												
				32	A	Central Conn. St.	2 4	214	A	St. Francis (Pa.)	0 1	
				271	A	Quinnipiac	2 5	285	A	Wagner	2 3	
				125	A	Columbia	0 2	116	A	Long Island	1 2	
				220	H	Fairleigh Dickinson	0 4	290	H	Mt. St. Mary's	0 0	
				191	H	Sacred Heart	3 2	231	H	Monmouth	2 3	

Non-Div. I Games:

Robert Morris

Average RPI Win:	213	WON-LOST RECORD	WINNING PCT. RANK	LAST 10 GAMES	STRENGTH OF SCHEDULE	OPP. STRENGTH OF SCHEDULE	TEAM RPI	ADJ RPI	CONF. RPI	ADJ CONF. RPI	
DIV. I ONLY	2-11-4	.23529	278	1-7-2	241	253	284	.38053	284	14	15
DIV. I NON-CONF.	2-5-3	.35	225	1-1-1	273	280	270	.38544	272	19	19
TOTALS	RPI 1-25	RPI 26-50	W-L RECORDS		RPI 51-100	RPI 101-150	RPI 150+				
2-11-4	0-0-0	0-0-0	OVERALL		0-2-0	1-2-0	1-7-4				
1-3-3	0-0-0	0-0-0	HOME		0-0-0	1-0-0	0-3-3				
1-6-1	0-0-0	0-0-0	AWAY		0-2-0	0-2-0	1-2-1				
0-2-0	0-0-0	0-0-0	NEUTRAL		0-0-0	0-0-0	0-2-0				
2-5-3	0-0-0	0-0-0	NON-CONFERENCE		0-0-0	1-0-0	1-5-3				
1-1-2	0-0-0	0-0-0	HOME		0-0-0	1-0-0	0-1-2				
1-2-1	0-0-0	0-0-	AWAY		0-0-0	0-0-0	1-2-1				
0-2-0	0-0-0	0-0-0	NEUTRAL		0-0-0	0-0-0	0-2-0				
0-6-1	0-0-0	0-0-0	CONFERENCE		0-2-0	0-2-0	0-2-1				
0-2-1	0-0-0	0-0-0	HOME		0-0-0	0-0-0	0-2-1				
0-4-0	0-0-0	0-0-0	AWAY		0-2-0	0-2-0	0-0-0				
0-0-0	0-0-0	0-0-0	NEUTRAL		0-0-0	0-0-0	0-0-0				
RPI	S	Opponent	Score	RPI	S	Opponent	Score	RPI	S	Opponent	Score
						71 A Lehigh	0 1			102 A Bucknell	0 1
						78 A Colgate	1 6			121 H Penn	5 4
										142 A Army	0 3
										152 N New Hampshire	0 3
										166 H Navy	1 2
										171 N Brown	0 3
										184 A Cornell	0 4
										200 A Iona	0 3
										207 H Fordham	0 2
										222 H American	1 1
										231 H Monmouth	0 0
										267 H Holy Cross	1 2
										285 A Wagner	0 0
										290 H Mt. St. Mary's	3 3
										305 A St. Peter's	1 0
				LAST 10 GAMES							
						121 H Penn	5 4			142 A Army	0 3
						166 H Navy	1 2			102 A Bucknell	0 1
						222 H American	1 1			71 A Lehigh	0 1
						267 H Holy Cross	1 2			207 H Fordham	0 2
						78 A Colgate	1 6			285 A Wagner	0 0

Non-Div. I Games:

Lafayette

Average RPI Win: 264		WON-LOST	WINNING	LAST 10	STRENGTH OF		OPP. STRENGTH	TEAM	ADJ		CONF.	ADJ CONF.	
Average RPI Loss: 183		RECORD	PCT. RANK	GAMES	SCHEDULE		OF SCHEDULE	RPI	RPI		RPI	RPI	
DIV. I ONLY		3-12-2	.23529	278	3-6-1		246	279	285		27	26	
DIV. I NON-CONF.		0-7-1	.0625	295	0-1-0		254	267	298		27	27	
<hr/>													
TOTALS		RPI 1-25		RPI 26-50		W-L RECORDS		RPI 51-100		RPI 101-150		RPI 150+	
3-12-2		0-0-0		0-1-0		OVERALL		0-1-0		0-2-0		3-8-2	
2-6-1		0-0-0		0-0-0		HOME		0-0-0		0-2-0		2-4-1	
1-6-1		0-0-0		0-1-0		AWAY		0-1-0		0-0-0		1-4-1	
0-0-0		0-0-0		0-0-0		NEUTRAL		0-0-0		0-0-0		0-0-0	
<hr/>													
0-7-1		0-0-0		0-0-0		NON-CONFERENCE		0-1-0		0-1-0		0-5-1	
0-3-1		0-0-0		0-0-0		HOME		0-0-0		0-1-0		0-2-1	
0-4-0		0-0-0		0-0-		AWAY		0-1-0		0-0-0		0-3-0	
0-0-0		0-0-0		0-0-0		NEUTRAL		0-0-0		0-0-0		0-0-0	
<hr/>													
3-5-1		0-0-0		0-1-0		CONFERENCE		0-0-0		0-1-0		3-3-1	
2-3-0		0-0-0		0-0-0		HOME		0-0-0		0-1-0		2-2-0	
1-2-1		0-0-0		0-1-0		AWAY		0-0-0		0-0-0		1-1-1	
0-0-0		0-0-0		0-0-0		NEUTRAL		0-0-0		0-0-0		0-0-0	
<hr/>													
RPI	S	Opponent	Score	RPI	S	Opponent	Score	RPI	S	Opponent	Score		
				32	A	Central Conn. St.	0 1	78	A	Colgate	0 4		
										116	H	Long Island	2 3
										125	H	Columbia	0 3
										191	H	Sacred Heart	1 4
										200	A	Iona	0 1
										207	A	Fordham	0 3
										214	H	St. Francis (Pa.)	1 2
										218	H	Drexel	0 4
										220	H	Fairleigh Dickinson	2 1
										231	A	Monmouth	1 1
										269	A	Temple	1 2
										271	A	Quinnipiac	1 2
										278	H	Manhattan	0 1
										283	H	Robert Morris	3 2
										284	H	Lafayette	0 0
										290	A	Mt. St. Mary's	1 0
<hr/>													
LAST 10 GAMES													
				191	H	Sacred Heart	1 4	220	H	Fairleigh Dickinson	2 1		
				269	A	Temple	1 2	283	H	Robert Morris	3 2		
				116	H	Long Island	2 3	214	H	St. Francis (Pa.)	1 2		
				231	A	Monmouth	1 1	32	A	Central Conn. St.	0 1		
				290	A	Mt. St. Mary's	1 0	271	A	Quinnipiac	1 2		

Non-Div. I Games:

Wagner

Average RPI Win: 258		WON-LOST RECORD	WINNING PCT. RANK	LAST 10 GAMES	STRENGTH OF SCHEDULE	OPP. STRENGTH OF SCHEDULE	TEAM RPI	ADJ RPI	CONF. RPI	ADJ CONF. RPI		
Average RPI Loss: 154												
DIV. I ONLY		3-16-0	.15789 289	1-9-0	223	214	286	.36942 286	23	22		
DIV. I NON-CONF.		2-10-0	.16667 275	0-3-0	195	200	273	.38582 271	21	21		
<hr/>												
TOTALS		RPI 1-25	RPI 26-50		W-L RECORDS		RPI 51-100		RPI 101-150		RPI 150+	
3-16-0		0-0-0	0-2-0		OVERALL		0-3-0		0-2-0		3-9-0	
1-6-0		0-0-0	0-0-0		HOME		0-1-0		0-0-0		1-5-0	
2-10-0		0-0-0	0-2-0		AWAY		0-2-0		0-2-0		2-4-0	
0-0-0		0-0-0	0-0-0		NEUTRAL		0-0-0		0-0-0		0-0-0	
2-10-0		0-0-0	0-2-0		NON-CONFERENCE		0-3-0		0-1-0		2-4-0	
1-3-0		0-0-0	0-0-0		HOME		0-1-0		0-0-0		1-2-0	
1-7-0		0-0-0	0-0-		AWAY		0-2-0		0-1-0		1-2-0	
0-0-0		0-0-0	0-0-0		NEUTRAL		0-0-0		0-0-0		0-0-0	
1-6-0		0-0-0	0-0-0		CONFERENCE		0-0-0		0-1-0		1-5-0	
0-3-0		0-0-0	0-0-0		HOME		0-0-0		0-0-0		0-3-0	
1-3-0		0-0-0	0-0-0		AWAY		0-0-0		0-1-0		1-2-0	
0-0-0		0-0-0	0-0-0		NEUTRAL		0-0-0		0-0-0		0-0-0	
RPI	S	Opponent	Score	RPI	S	Opponent	Score	RPI	S	Opponent	Score	
				45	A	Long Beach St.	0 2	55	H	Washington St.	0 1	
				47	A	Gonzaga	1 3	61	A	Utah	1 4	
								86	A	Weber St.	1 2	
										119	A New Mexico	0 1
										149	A Hawaii	0 4
										151	H Fresno St.	0 1
										159	H Nevada	0 1
										195	H Boise St.	0 1
										196	A San Jose St.	0 2
										201	A Sacramento St.	1 2
										210	A Utah St.	0 2
										233	H Northern Colo.	2 1
										235	H Eastern Wash.	0 1
										260	A Portland St.	1 0
										274	H Montana	0 2
										275	A Idaho St.	1 3
										280	A Louisiana Tech	2 0
<hr/>												
LAST 10 GAMES												
				280	A	Louisiana Tech	2 0	210	A	Utah St.	0 2	
				195	H	Boise St.	0 1	196	A	San Jose St.	0 2	
				45	A	Long Beach St.	0 2	149	A	Hawaii	0 4	
				159	H	Nevada	0 1	235	H	Eastern Wash.	0 1	
				151	H	Fresno St.	0 1	47	A	Gonzaga	1 3	

Non-Div. I Games:

Idaho

Average RPI Win:	265	WON-LOST RECORD	WINNING PCT. RANK	LAST 10 GAMES	STRENGTH OF SCHEDULE	OPP. STRENGTH OF SCHEDULE	TEAM RPI	ADJ RPI	CONF. RPI	ADJ CONF. RPI	
DIV. I ONLY	3-15-1	.18421	285	2-8-0	237	240	287	.36739	287	18	18
DIV. I NON-CONF.	1-7-1	.16667	275	0-0-0	257	276	291	.3468	292	20	20
<hr/>											
TOTALS	RPI 1-25	RPI 26-50		W-L RECORDS		RPI 51-100		RPI 101-150		RPI 150+	
3-15-1	0-0-0	0-0-0		OVERALL		0-4-0		0-2-0		3-9-1	
3-5-0	0-0-0	0-0-0		HOME		0-1-0		0-1-0		3-3-0	
0-10-0	0-0-0	0-0-0		AWAY		0-3-0		0-1-0		0-6-0	
0-0-1	0-0-0	0-0-0		NEUTRAL		0-0-0		0-0-0		0-0-1	
1-7-1	0-0-0	0-0-0		NON-CONFERENCE		0-1-0		0-1-0		1-5-1	
1-2-0	0-0-0	0-0-0		HOME		0-0-0		0-0-0		1-2-0	
0-5-0	0-0-0	0-0-		AWAY		0-1-0		0-1-0		0-3-0	
0-0-1	0-0-0	0-0-0		NEUTRAL		0-0-0		0-0-0		0-0-1	
2-8-0	0-0-0	0-0-0		CONFERENCE		0-3-0		0-1-0		2-4-0	
2-3-0	0-0-0	0-0-0		HOME		0-1-0		0-1-0		2-1-0	
0-5-0	0-0-0	0-0-0		AWAY		0-2-0		0-0-0		0-3-0	
0-0-0	0-0-0	0-0-0		NEUTRAL		0-0-0		0-0-0		0-0-0	
RPI	S	Opponent	Score	RPI	S	Opponent	Score	RPI	S	Opponent	Score
						58 A Davidson	0 3			115 H Furman	0 5
						66 A Georgia	0 6			147 A Coastal Caro.	1 3
						70 H Western Caro.	0 2			178 A Georgia St.	1 4
						89 A UNC Greensboro	0 3			179 A Appalachian St.	0 1
										181 A Col. of Charleston	1 4
										202 H Chattanooga	0 2
										219 H Jacksonville	0 1
										221 A Elon	1 5
										240 A Winthrop	1 3
										251 H Wofford	2 1
										255 H North Fla.	1 0
										260 H Mercer	1 4
										264 N Morehead St.	0 0
										288 H Citadel	3 0
										293 A Marshall	0 1
<hr/>											
LAST 10 GAMES											
						70 H Western Caro.	0 2			179 A Appalachian St.	0 1
						221 A Elon	1 5			202 H Chattanooga	0 2
						115 H Furman	0 5			288 H Citadel	3 0
						89 A UNC Greensboro	0 3			58 A Davidson	0 3
						181 A Col. of Charleston	1 4			251 H Wofford	2 1

Non-Div. I Games:

Ga. Southern

Average RPI Win:		301	WON-LOST RECORD		WINNING PCT. RANK		LAST 10 GAMES		STRENGTH OF SCHEDULE		OPP. STRENGTH OF SCHEDULE		TEAM RPI		ADJ RPI		CONF. RPI		ADJ CONF. RPI				
Average RPI Loss:		168																					
DIV. I ONLY			2-17-0		.10526 296		0-10-0		170		259		289		.3618 288		18		18				
DIV. I NON-CONF.			2-7-0		.22222 264		0-2-0		150		292		264		.40053 267		20		20				
TOTALS		RPI 1-25		RPI 26-50		W-L RECORDS		RPI 51-100		RPI 101-150		RPI 150+											
2-17-0		0-1-0		0-0-0		OVERALL		0-3-0		0-3-0		2-10-0											
0-6-0		0-0-0		0-0-0		HOME		0-1-0		0-1-0		0-4-0											
2-10-0		0-1-0		0-0-0		AWAY		0-2-0		0-2-0		2-5-0											
0-1-0		0-0-0		0-0-0		NEUTRAL		0-0-0		0-0-0		0-1-0											
2-7-0		0-1-0		0-0-0		NON-CONFERENCE		0-0-0		0-2-0		2-4-0											
0-2-0		0-0-0		0-0-0		HOME		0-0-0		0-0-0		0-2-0											
2-4-0		0-1-0		0-0-		AWAY		0-0-0		0-2-0		2-1-0											
0-1-0		0-0-0		0-0-0		NEUTRAL		0-0-0		0-0-0		0-1-0											
0-10-0		0-0-0		0-0-0		CONFERENCE		0-3-0		0-1-0		0-6-0											
0-4-0		0-0-0		0-0-0		HOME		0-1-0		0-1-0		0-2-0											
0-6-0		0-0-0		0-0-0		AWAY		0-2-0		0-0-0		0-4-0											
0-0-0		0-0-0		0-0-0		NEUTRAL		0-0-0		0-0-0		0-0-0											
RPI	S	Opponent		Score		RPI	S	Opponent		Score		RPI	S	Opponent		Score							
6	A	Florida St.		0 5								58	H	Davidson		0 5		115	H	Furman		0 9	
												70	A	Western Caro.		1 2		133	A	Stephen F. Austin		0 4	
												89	A	UNC Greensboro		1 8		147	A	Coastal Caro.		0 4	
																		179	H	Appalachian St.		0 7	
																		181	A	Col. of Charleston		0 4	
																		192	N	Texas St.		1 9	
																		202	A	Chattanooga		0 4	
																		221	H	Elon		2 3	
																		230	A	High Point		0 3	
																		246	H	Longwood		0 3	
																		248	H	Charleston So.		1 5	
																		251	A	Wofford		0 3	
																		287	A	Ga. Southern		0 3	
																		295	A	VMI		2 1	
																		307	A	South Carolina St.		2 0	

Non-Div. I Games:

Citadel

Average RPI Win:		92	WON-LOST RECORD		WINNING PCT. RANK	LAST 10 GAMES	STRENGTH OF SCHEDULE		OPP. STRENGTH OF SCHEDULE	TEAM RPI	ADJ RPI	CONF. RPI	ADJ CONF. RPI
Average RPI Loss:		193											
DIV. I ONLY			1-14-1		.09375 297	1-9-0	146		277	288	.36031 289	24	25
DIV. I NON-CONF.			0-6-1		.07143 294	0-1-0	103		263	272	.38933 270	24	24
TOTALS		RPI 1-25	RPI 26-50		W-L RECORDS		RPI 51-100		RPI 101-150		RPI 150+		
1-14-1	0-0-0		0-0-0		OVERALL		1-1-0		0-3-0		0-10-1		
1-3-0	0-0-0		0-0-0		HOME		1-0-0		0-1-0		0-2-0		
0-9-1	0-0-0		0-0-0		AWAY		0-0-0		0-2-0		0-7-1		
0-2-0	0-0-0		0-0-0		NEUTRAL		0-1-0		0-0-0		0-1-0		
0-6-1	0-0-0		0-0-0		NON-CONFERENCE		0-1-0		0-2-0		0-3-1		
0-0-0	0-0-0		0-0-0		HOME		0-0-0		0-0-0		0-0-0		
0-4-1	0-0-0		0-0-		AWAY		0-0-0		0-2-0		0-2-1		
0-2-0	0-0-0		0-0-0		NEUTRAL		0-1-0		0-0-0		0-1-0		
1-8-0	0-0-0		0-0-0		CONFERENCE		1-0-0		0-1-0		0-7-0		
1-3-0	0-0-0		0-0-0		HOME		1-0-0		0-1-0		0-2-0		
0-5-0	0-0-0		0-0-0		AWAY		0-0-0		0-0-0		0-5-0		
0-0-0	0-0-0		0-0-0		NEUTRAL		0-0-0		0-0-0		0-0-0		
RPI S	Opponent	Score	RPI S	Opponent	Score	RPI S	Opponent	Score	RPI S	Opponent	Score		
						70 N	Western Caro.	0 1	115 A	Furman	1 3		
						92 H	Samford	1 0	135 A	Kentucky	0 5		
									139 H	Eastern Ill.	0 3		
									153 H	Southeast Mo. St.	0 1		
									194 A	Xavier	0 2		
									198 A	Butler	0 3		
									219 A	Jacksonville	0 0		
									227 A	Tennessee Tech	1 6		
									228 H	Jacksonville St.	0 2		
									237 A	Murray St.	0 4		
									238 N	Stetson	0 1		
									239 A	Tenn.-Martin	0 6		
									259 A	Austin Peay	1 2		
									264 A	Morehead St.	0 1		
LAST 10 GAMES													
			264 A	Morehead St.	0 1	194 A	Xavier	0 2					
			259 A	Austin Peay	1 2	237 A	Murray St.	0 4					
			227 A	Tennessee Tech	1 6	239 A	Tenn.-Martin	0 6					
			153 H	Southeast Mo. St.	0 1	228 H	Jacksonville St.	0 2					
			139 H	Eastern Ill.	0 3	92 H	Samford	1 0					

Non-Div. I Games:

Eastern Ky.

Average RPI Win:	284	WON-LOST RECORD	WINNING PCT. RANK	LAST 10 GAMES	STRENGTH OF SCHEDULE	OPP. STRENGTH OF SCHEDULE	TEAM RPI	ADJ RPI	CONF. RPI	ADJ CONF. RPI	
Average RPI Loss:	204										
DIV. I ONLY	4-10-4	.33333	234	1-6-3	296	296	290	.3599	290	27	26
DIV. I NON-CONF.	4-4-1	.5	141	1-0-0	297	307	275	.37823	276	27	27
<hr/>											
TOTALS	RPI 1-25	RPI 26-50		W-L RECORDS	RPI 51-100		RPI 101-150		RPI 150+		
4-10-4	0-0-0	0-1-0		OVERALL	0-0-0		0-0-1		4-9-3		
3-4-2	0-0-0	0-1-0		HOME	0-0-0		0-0-1		3-3-1		
1-5-2	0-0-0	0-0-0		AWAY	0-0-0		0-0-0		1-5-2		
0-1-0	0-0-0	0-0-0		NEUTRAL	0-0-0		0-0-0		0-1-0		
<hr/>											
4-4-1	0-0-0	0-0-0		NON-CONFERENCE	0-0-0		0-0-0		4-4-1		
3-2-0	0-0-0	0-0-0		HOME	0-0-0		0-0-0		3-2-0		
1-1-1	0-0-0	0-0-		AWAY	0-0-0		0-0-0		1-1-1		
0-1-0	0-0-0	0-0-0		NEUTRAL	0-0-0		0-0-0		0-1-0		
<hr/>											
0-6-3	0-0-0	0-1-0		CONFERENCE	0-0-0		0-0-1		0-5-2		
0-2-2	0-0-0	0-1-0		HOME	0-0-0		0-0-1		0-1-1		
0-4-1	0-0-0	0-0-0		AWAY	0-0-0		0-0-0		0-4-1		
0-0-0	0-0-0	0-0-0		NEUTRAL	0-0-0		0-0-0		0-0-0		
<hr/>											
RPI S	Opponent	Score	RPI S	Opponent	Score	RPI S	Opponent	Score	RPI S	Opponent	Score
			32 H	Central Conn. St.	0 3				116 H	Long Island	1 1
									166 H	Navy	0 3
									191 A	Sacred Heart	1 3
									214 A	St. Francis (Pa.)	1 2
									220 A	Fairleigh Dickinson	0 1
									222 H	American	3 2
									225 A	UMBC	0 3
									230 N	High Point	1 5
									231 A	Monmouth	0 5
									245 H	East Tenn. St.	2 3
									271 H	Quinnipiac	0 0
									283 A	Robert Morris	0 0
									284 A	Lafayette	3 3
									285 H	Wagner	0 1
									301 A	Howard	2 1
									305 H	St. Peter's	5 1
									308 H	Delaware St.	10 0
<hr/>											
LAST 10 GAMES											
			271 H	Quinnipiac	0 0	32 H	Central Conn. St.	0 3			
			220 A	Fairleigh Dickinson	0 1	231 A	Monmouth	0 5			
			191 A	Sacred Heart	1 3	283 A	Robert Morris	0 0			
			116 H	Long Island	1 1	214 A	St. Francis (Pa.)	1 2			
			285 H	Wagner	0 1	301 A	Howard	2 1			

Non-Div. I Games:

Mt. St. Mary's

UNI

Average RPI Win: 0		WON-LOST RECORD		WINNING PCT. RANK		LAST 10 GAMES		STRENGTH OF SCHEDULE		OPP. STRENGTH OF SCHEDULE		TEAM RPI		ADJ RPI		CONF. RPI		ADJ CONF. RPI	
DIV. I ONLY		0-16-0		0 307		0-10-0		138		200		294		.3554 291		13		13	
DIV. I NON-CONF.		0-10-0		0 297		0-4-0		187		240		295		.34008 293		13		13	
TOTALS		RPI 1-25		RPI 26-50		W-L RECORDS		RPI 51-100		RPI 101-150		RPI 150+							
0-16-0		0-0-0		0-0-0		OVERALL		0-3-0		0-6-0		0-7-0							
0-7-0		0-0-0		0-0-0		HOME		0-0-0		0-4-0		0-3-0							
0-8-0		0-0-0		0-0-0		AWAY		0-3-0		0-2-0		0-3-0							
0-1-0		0-0-0		0-0-0		NEUTRAL		0-0-0		0-0-0		0-1-0							
0-10-0		0-0-0		0-0-0		NON-CONFERENCE		0-0-0		0-4-0		0-6-0							
0-4-0		0-0-0		0-0-0		HOME		0-0-0		0-2-0		0-2-0							
0-5-0		0-0-0		0-0-		AWAY		0-0-0		0-2-0		0-3-0							
0-1-0		0-0-0		0-0-0		NEUTRAL		0-0-0		0-0-0		0-1-0							
0-6-0		0-0-0		0-0-0		CONFERENCE		0-3-0		0-2-0		0-1-0							
0-3-0		0-0-0		0-0-0		HOME		0-0-0		0-2-0		0-1-0							
0-3-0		0-0-0		0-0-0		AWAY		0-3-0		0-0-0		0-0-0							
0-0-0		0-0-0		0-0-0		NEUTRAL		0-0-0		0-0-0		0-0-0							
RPI	S	Opponent		Score	RPI	S	Opponent		Score	RPI	S	Opponent		Score					

Non-Div. I Games: Minn. St. Mankato 5 2

UNI

Average RPI Win:	301	WON-LOST	WINNING	LAST 10	STRENGTH OF	OPP. STRENGTH	TEAM	ADJ	CONF.	ADJ CONF.	
Average RPI Loss:	188	RECORD	PCT. RANK	GAMES	SCHEDULE	OF SCHEDULE	RPI	RPI	RPI	RPI	
DIV. I ONLY	3-10-1	.25	273	1-8-0	288	284	292	.35471	292	29	29
DIV. I NON-CONF.	2-4-1	.35714	219	0-2-0	287	262	278	.37701	278	29	29
<hr/>											
TOTALS	RPI 1-25	RPI 26-50		W-L RECORDS		RPI 51-100		RPI 101-150		RPI 150+	
3-10-1	0-0-0	0-0-0		OVERALL		0-1-0		0-1-0		3-8-1	
2-5-0	0-0-0	0-0-0		HOME		0-1-0		0-1-0		2-3-0	
1-3-1	0-0-0	0-0-0		AWAY		0-0-0		0-0-0		1-3-1	
0-2-0	0-0-0	0-0-0		NEUTRAL		0-0-0		0-0-0		0-2-0	
<hr/>											
2-4-1	0-0-0	0-0-0		NON-CONFERENCE		0-1-0		0-0-0		2-3-1	
1-1-0	0-0-0	0-0-0		HOME		0-1-0		0-0-0		1-0-0	
1-1-1	0-0-0	0-0-		AWAY		0-0-0		0-0-0		1-1-1	
0-2-0	0-0-0	0-0-0		NEUTRAL		0-0-0		0-0-0		0-2-0	
<hr/>											
1-6-0	0-0-0	0-0-0		CONFERENCE		0-0-0		0-1-0		1-5-0	
1-4-0	0-0-0	0-0-0		HOME		0-0-0		0-1-0		1-3-0	
0-2-0	0-0-0	0-0-0		AWAY		0-0-0		0-0-0		0-2-0	
0-0-0	0-0-0	0-0-0		NEUTRAL		0-0-0		0-0-0		0-0-0	
<hr/>											
RPI	S	Opponent	Score	RPI	S	Opponent	Score	RPI	S	Opponent	Score
								98	H	South Ala.	1 2
								133	H	Stephen F. Austin	0 3
								154	N	Toledo	0 1
								182	A	Northwestern St.	1 4
								183	A	Arkansas	0 2
								192	A	Texas St.	1 2
								205	N	Birmingham-So.	1 2
								208	H	La.-Monroe	0 1
								249	H	Sam Houston St.	0 1
								272	H	McNeese St.	1 4
								282	A	Ark.-Little Rock	0 0
								298	H	Southern U.	8 0
								300	H	Nicholls St.	4 0
								306	A	Alcorn St.	9 0
<hr/>											
LAST 10 GAMES											
208 H La.-Monroe				0 1	192 A Texas St.				1 2		
272 H McNeese St.				1 4	133 H Stephen F. Austin				0 3		
98 H South Ala.				1 2	182 A Northwestern St.				1 4		
300 H Nicholls St.				4 0	183 A Arkansas				0 2		
249 H Sam Houston St.				0 1	282 A Ark.-Little Rock				0 0		

Non-Div. I Games: LSU-Shreveport 1 2

Southeastern La.

Marshall

Average RPI Win:	0	WON-LOST	WINNING	LAST 10	STRENGTH OF	OPP. STRENGTH	TEAM	ADJ	CONF.	ADJ CONF.					
Average RPI Loss:	160	RECORD	PCT. RANK	GAMES	SCHEDULE	OF SCHEDULE	RPI	RPI	RPI	RPI					
DIV. I ONLY		0-18-1	.02632	305	0-9-1	154	243	293	.34898	294	20	20			
DIV. I NON-CONF.		0-11-0	0	297	0-2-0	142	273	288	.34725	291	18	18			
<hr/>															
TOTALS	RPI 1-25	RPI 26-50		W-L RECORDS		RPI 51-100		RPI 101-150		RPI 150+					
0-18-1	0-0-0	0-0-0		OVERALL		0-4-0		0-3-0		0-11-1					
0-8-0	0-0-0	0-0-0		HOME		0-1-0		0-1-0		0-6-0					
0-9-1	0-0-0	0-0-0		AWAY		0-2-0		0-2-0		0-5-1					
0-1-0	0-0-0	0-0-0		NEUTRAL		0-1-0		0-0-0		0-0-0					
<hr/>															
0-11-0	0-0-0	0-0-0		NON-CONFERENCE		0-1-0		0-2-0		0-8-0					
0-5-0	0-0-0	0-0-0		HOME		0-0-0		0-1-0		0-4-0					
0-6-0	0-0-0	0-0-		AWAY		0-1-0		0-1-0		0-4-0					
0-0-0	0-0-0	0-0-0		NEUTRAL		0-0-0		0-0-0		0-0-0					
<hr/>															
0-7-1	0-0-0	0-0-0		CONFERENCE		0-3-0		0-1-0		0-3-1					
0-3-0	0-0-0	0-0-0		HOME		0-1-0		0-0-0		0-2-0					
0-3-1	0-0-0	0-0-0		AWAY		0-1-0		0-1-0		0-1-1					
0-1-0	0-0-0	0-0-0		NEUTRAL		0-1-0		0-0-0		0-0-0					
<hr/>															
RPI	S	Opponent	Score	RPI	S	Opponent	Score	RPI	S	Opponent	Score				
				59 A Wis.-Milwaukee				0	3	105 A Duquesne	0	3			
				59 N Wis.-Milwaukee				0	8	109 H Niagara	1	3			
				91 H Detroit				1	2	150 A Wright St.	1	5			
				94 A Bowling Green				0	6	154 H Toledo	0	5			
										155 A Kent St.	1	2			
										161 H Valparaiso	2	5			
										163 A Loyola (Ill.)	0	5			
										186 H Wis.-Green Bay	0	5			
										198 H Butler	1	2			
										204 H Southern Utah	0	2			
						214 A St. Francis (Pa.)	0	3							
						253 A Akron	1	2							
						263 H IPFW	1	2							
						270 A Ohio	1	5							
						299 A Youngstown St.	0	0							
<hr/>															
				LAST 10 GAMES											
				299 A Youngstown St.				0	0	59 N Wis.-Milwaukee				0	8
				163 A Loyola (Ill.)				0	5	91 H Detroit				1	2
				150 A Wright St.				1	5	186 H Wis.-Green Bay				0	5
				204 H Southern Utah				0	2	59 A Wis.-Milwaukee				0	3
				198 H Butler				1	2	105 A Duquesne				0	3

Non-Div. I Games:

Cleveland St.

VMI

Average RPI Win: 286		WON-LOST RECORD	WINNING PCT. RANK	LAST 10 GAMES	STRENGTH OF SCHEDULE	OPP. STRENGTH OF SCHEDULE	TEAM RPI	ADJ RPI		CONF. RPI	ADJ CONF. RPI		
Average RPI Loss: 201													
DIV. I ONLY		4-11-0	.26667 268	2-7-0	299	293	296	.34588	295	22	23		
DIV. I NON-CONF.		3-4-0	.42857 190	1-1-0	306	306	299	.32542	298	28	28		
<hr/>													
TOTALS		RPI 1-25	RPI 26-50		W-L RECORDS		RPI 51-100		RPI 101-150		RPI 150+		
4-11-0		0-0-0	0-0-0		OVERALL		0-0-0		0-4-0		4-7-0		
1-6-0		0-0-0	0-0-0		HOME		0-0-0		0-2-0		1-4-0		
3-4-0		0-0-0	0-0-0		AWAY		0-0-0		0-1-0		3-3-0		
0-1-0		0-0-0	0-0-0		NEUTRAL		0-0-0		0-1-0		0-0-0		
3-4-0		0-0-0	0-0-0		NON-CONFERENCE		0-0-0		0-1-0		3-3-0		
0-3-0		0-0-0	0-0-0		HOME		0-0-0		0-0-0		0-3-0		
3-0-0		0-0-0	0-0-		AWAY		0-0-0		0-0-0		3-0-0		
0-1-0		0-0-0	0-0-0		NEUTRAL		0-0-0		0-1-0		0-0-0		
1-7-0		0-0-0	0-0-0		CONFERENCE		0-0-0		0-3-0		1-4-0		
1-3-0		0-0-0	0-0-0		HOME		0-0-0		0-2-0		1-1-0		
0-4-0		0-0-0	0-0-0		AWAY		0-0-0		0-1-0		0-3-0		
0-0-0		0-0-0	0-0-0		NEUTRAL		0-0-0		0-0-0		0-0-0		
RPI S	Opponent	Score	RPI S	Opponent	Score	RPI S	Opponent	Score	RPI S	Opponent	Score		
									134 H	UNC Asheville	2 3		
									136 A	Liberty	1 2		
									138 N	Binghamton	0 3		
									147 H	Coastal Caro.	0 2		
									179 H	Appalachian St.	1 5		
									205 H	Birmingham-So.	1 3		
									217 A	Radford	0 3		
									230 H	High Point	4 2		
									240 A	Winthrop	1 4		
									248 A	Charleston So.	0 2		
									278 H	Manhattan	0 4		
									288 H	Citadel	1 2		
									299 A	Youngstown St.	2 0		
									307 A	South Carolina St.	2 1		
									308 A	Delaware St.	4 1		
LAST 10 GAMES													
			205 H	Birmingham-So.	1 3		240 A	Winthrop	1 4				
			134 H	UNC Asheville	2 3		217 A	Radford	0 3				
			136 A	Liberty	1 2		147 H	Coastal Caro.	0 2				
			230 H	High Point	4 2		308 A	Delaware St.	4 1				
			278 H	Manhattan	0 4		307 A	South Carolina St.	2 1				
Non-Div. I Games:		Southern Va.		3 1	Chowan		5 0	West Va. Tech		13 0	Roanoke		2 4
												VMI	

VMI

Average RPI Win: 294		WON-LOST RECORD	WINNING PCT. RANK	LAST 10 GAMES	STRENGTH OF SCHEDULE	OPP. STRENGTH OF SCHEDULE	TEAM RPI	ADJ RPI	CONF. RPI	ADJ CONF. RPI			
DIV. I ONLY		4-9-1	.32143	247	3-5-1	293	307	291	.34221	296	31	31	
DIV. I NON-CONF.		0-3-0	0	297	0-1-0	294	288	305	.26043	305	31	31	
<hr/>													
TOTALS		RPI 1-25		RPI 26-50		W-L RECORDS		RPI 51-100		RPI 101-150		RPI 150+	
4-9-1		0-0-0		0-0-0		OVERALL		0-1-0		0-1-0		4-7-1	
3-0-1		0-0-0		0-0-0		HOME		0-0-0		0-0-0		3-0-1	
1-9-0		0-0-0		0-0-0		AWAY		0-1-0		0-1-0		1-7-0	
0-0-0		0-0-0		0-0-0		NEUTRAL		0-0-0		0-0-0		0-0-0	
0-3-0		0-0-0		0-0-0		NON-CONFERENCE		0-1-0		0-0-0		0-2-0	
0-0-0		0-0-0		0-0-0		HOME		0-0-0		0-0-0		0-0-0	
0-3-0		0-0-0		0-0-		AWAY		0-1-0		0-0-0		0-2-0	
0-0-0		0-0-0		0-0-0		NEUTRAL		0-0-0		0-0-0		0-0-0	
4-6-1		0-0-0		0-0-0		CONFERENCE		0-0-0		0-1-0		4-5-1	
3-0-1		0-0-0		0-0-0		HOME		0-0-0		0-0-0		3-0-1	
1-6-0		0-0-0		0-0-0		AWAY		0-0-0		0-1-0		1-5-0	
0-0-0		0-0-0		0-0-0		NEUTRAL		0-0-0		0-0-0		0-0-0	
RPI	S	Opponent	Score	RPI	S	Opponent	Score	RPI	S	Opponent	Score		
								98	A	South Ala.	0	11	
								122	A	Alabama A&M	0	4	
								224	A	Mississippi Val.	0	2	
								232	A	Troy	0	4	
								236	A	Grambling	0	3	
								252	A	Jackson St.	0	4	
								252	H	Jackson St.	0	0	
								273	H	Prairie View	2	1	
								298	H	Southern U.	7	1	
								302	A	Ark.-Pine Bluff	0	1	
								302	A	Ark.-Pine Bluff	4	0	
								304	H	Texas Southern	1	0	
								306	A	Alcorn St.	1	2	
								307	A	South Carolina St.	0	5	
								LAST 10 GAMES					
122	A	Alabama A&M	0	4	98	A	South Ala.	0	11				
236	A	Grambling	0	3	224	A	Mississippi Val.	0	2				
273	H	Prairie View	2	1	298	H	Southern U.	7	1				
304	H	Texas Southern	1	0	252	H	Jackson St.	0	0				
306	A	Alcorn St.	1	2	302	A	Ark.-Pine Bluff	4	0				
Non-Div. I Games:		West Ga.	0	3	North Ala.	0	4	West Fla.	0	8	Breneau	0	1
		Columbus St.	0	3							Alabama St.		

Average RPI Win: 234		WON-LOST	WINNING	LAST 10	STRENGTH OF		OPP. STRENGTH	TEAM	ADJ		CONF.	ADJ CONF.	
Average RPI Loss: 181		RECORD	PCT. RANK	GAMES	SCHEDULE		OF SCHEDULE	RPI	RPI		RPI	RPI	
DIV. I ONLY		1-18-0	.05263	303	0-10-0		195	269	297	.33814	297	19	19
DIV. I NON-CONF.		1-10-0	.09091	293	0-2-0		173	299	283	.35304	287	16	17
TOTALS		RPI 1-25	RPI 26-50		W-L RECORDS		RPI 51-100		RPI 101-150		RPI 150+		
1-18-0	0-0-0	0-1-0		OVERALL		0-1-0		0-4-0		1-12-0			
0-9-0	0-0-0	0-1-0		HOME		0-0-0		0-2-0		0-6-0			
0-8-0	0-0-0	0-0-0		AWAY		0-1-0		0-2-0		0-5-0			
1-1-0	0-0-0	0-0-0		NEUTRAL		0-0-0		0-0-0		1-1-0			
1-10-0	0-0-0	0-0-0		NON-CONFERENCE		0-1-0		0-2-0		1-7-0			
0-5-0	0-0-0	0-0-0		HOME		0-0-0		0-0-0		0-5-0			
0-4-0	0-0-0	0-0-		AWAY		0-1-0		0-2-0		0-1-0			
1-1-0	0-0-0	0-0-0		NEUTRAL		0-0-0		0-0-0		1-1-0			
0-8-0	0-0-0	0-1-0		CONFERENCE		0-0-0		0-2-0		0-5-0			
0-4-0	0-0-0	0-1-0		HOME		0-0-0		0-2-0		0-1-0			
0-4-0	0-0-0	0-0-0		AWAY		0-0-0		0-0-0		0-4-0			
0-0-0	0-0-0	0-0-0		NEUTRAL		0-0-0		0-0-0		0-0-0			
RPI S	Opponent	Score	RPI S	Opponent	Score	RPI S	Opponent	Score	RPI S	Opponent	Score		
			43 H	Boston U.	0 3	78 A	Colgate	0 2	106 H	Maine	1 6		
									109 A	Niagara	2 6		
									138 H	Binghamton	0 3		
									142 A	Army	1 6		
									152 A	New Hampshire	1 2		
									166 H	Navy	0 5		
									167 A	Vermont	0 2		
									184 H	Cornell	1 2		
									200 H	Iona	0 6		
									220 H	Fairleigh Dickinson	0 1		
									225 A	UMBC	0 4		
									229 A	Stony Brook	0 2		
									234 N	Siena	2 0		
									244 H	Hartford	0 1		
									271 A	Quinnipiac	0 1		
									276 N	St. Bonaventure	1 5		
									301 H	Howard	1 2		
LAST 10 GAMES													
			229 A	Stony Brook	0 2	152 A	New Hampshire	1 2					
			184 H	Cornell	1 2	138 H	Binghamton	0 3					
			106 H	Maine	1 6	167 A	Vermont	0 2					
			225 A	UMBC	0 4	244 H	Hartford	0 1					
			43 H	Boston U.	0 3	271 A	Quinnipiac	0 1					

Non-Div. I Games:

Albany (N.Y.)

Average RPI Win:	287	WON-LOST	WINNING	LAST 10	STRENGTH OF	OPP. STRENGTH	TEAM	ADJ	CONF.	ADJ CONF.			
Average RPI Loss:	244	RECORD	PCT. RANK	GAMES	SCHEDULE	OF SCHEDULE	RPI	RPI	RPI	RPI			
DIV. I ONLY		4-10-0	.28571	263	4-6-0	303	305	299	.3336	298	31	31	
DIV. I NON-CONF.		0-4-0	0	297	0-1-0	307	287	308	.22236	307	31	31	
<hr/>													
TOTALS	RPI 1-25	RPI 26-50		W-L RECORDS		RPI 51-100		RPI 101-150		RPI 150+			
4-10-0	0-0-0	0-0-0		OVERALL		0-0-0		0-1-0		4-9-0			
2-3-0	0-0-0	0-0-0		HOME		0-0-0		0-0-0		2-3-0			
2-6-0	0-0-0	0-0-0		AWAY		0-0-0		0-1-0		2-5-0			
0-1-0	0-0-0	0-0-0		NEUTRAL		0-0-0		0-0-0		0-1-0			
0-4-0	0-0-0	0-0-0		NON-CONFERENCE		0-0-0		0-0-0		0-4-0			
0-0-0	0-0-0	0-0-0		HOME		0-0-0		0-0-0		0-0-0			
0-4-0	0-0-0	0-0-		AWAY		0-0-0		0-0-0		0-4-0			
0-0-0	0-0-0	0-0-0		NEUTRAL		0-0-0		0-0-0		0-0-0			
4-6-0	0-0-0	0-0-0		CONFERENCE		0-0-0		0-1-0		4-5-0			
2-3-0	0-0-0	0-0-0		HOME		0-0-0		0-0-0		2-3-0			
2-2-0	0-0-0	0-0-0		AWAY		0-0-0		0-1-0		2-1-0			
0-1-0	0-0-0	0-0-0		NEUTRAL		0-0-0		0-0-0		0-1-0			
<hr/>													
RPI S	Opponent	Score	RPI S	Opponent	Score	RPI S	Opponent	Score	RPI S	Opponent	Score		
									122	A	Alabama A&M	1	7
									161	A	LSU	0	4
									224	H	Mississippi Val.	0	6
									236	A	Grambling	1	0
									252	H	Jackson St.	0	2
									252	N	Jackson St.	1	5
									272	A	McNeese St.	2	9
									273	H	Prairie View	1	2
									292	A	Southeastern La.	0	8
									296	A	Alabama St.	1	7
									300	A	Nicholls St.	1	2
									302	A	Ark.-Pine Bluff	3	1
									304	H	Texas Southern	2	1
									306	H	Alcorn St.	5	1
									<hr/>				
			LAST 10 GAMES										
			161 A LSU			0	4	252 N Jackson St.			1	5	
			306 H Alcorn St.			5	1	273 H Prairie View			1	2	
			302 A Ark.-Pine Bluff			3	1	296 A Alabama St.			1	7	
			236 A Grambling			1	0	122 A Alabama A&M			1	7	
			304 H Texas Southern			2	1	252 H Jackson St.			0	2	

Non-Div. I Games:

Southern U.

Average RPI Win:	198	WON-LOST	WINNING	LAST 10	STRENGTH OF	OPP. STRENGTH	TEAM	ADJ	CONF.	ADJ CONF.	
Average RPI Loss:	185	RECORD	PCT. RANK	GAMES	SCHEDULE	OF SCHEDULE	RPI	RPI	RPI	RPI	
DIV. I ONLY	1-17-1	.07895	300	1-8-1	225	275	298	.33153	299	20	20
DIV. I NON-CONF.	0-11-0	0	297	0-3-0	231	300	301	.30042	302	18	18
TOTALS	RPI 1-25	RPI 26-50	W-L RECORDS	RPI 51-100	RPI 101-150	RPI 150+					
1-17-1	0-0-0	0-0-0	OVERALL	0-4-0	0-2-0	1-11-1					
1-8-1	0-0-0	0-0-0	HOME	0-0-0	0-1-0	1-7-1					
0-8-0	0-0-0	0-0-0	AWAY	0-3-0	0-1-0	0-4-0					
0-1-0	0-0-0	0-0-0	NEUTRAL	0-1-0	0-0-0	0-0-0					
0-11-0	0-0-0	0-0-0	NON-CONFERENCE	0-1-0	0-1-0	0-9-0					
0-6-0	0-0-0	0-0-0	HOME	0-0-0	0-0-0	0-6-0					
0-5-0	0-0-0	0-0-	AWAY	0-1-0	0-1-0	0-3-0					
0-0-0	0-0-0	0-0-0	NEUTRAL	0-0-0	0-0-0	0-0-0					
1-6-1	0-0-0	0-0-0	CONFERENCE	0-3-0	0-1-0	1-2-1					
1-2-1	0-0-0	0-0-0	HOME	0-0-0	0-1-0	1-1-1					
0-3-0	0-0-0	0-0-0	AWAY	0-2-0	0-0-0	0-1-0					
0-1-0	0-0-0	0-0-0	NEUTRAL	0-1-0	0-0-0	0-0-0					
RPI	S	Opponent	Score	RPI	S	Opponent	Score	RPI	S	Opponent	Score
						59 A Wis.-Milwaukee	0 7	109 A Niagara		0 4	
						85 A Ball St.	0 1	150 H Wright St.		0 1	
						91 A Detroit	0 2	155 H Kent St.		0 3	
						91 N Detroit	0 4	161 A Valparaiso		1 3	
								163 H Loyola (Ill.)		0 1	
								186 A Wis.-Green Bay		0 3	
								198 H Butler		2 0	
								214 H St. Francis (Pa.)		0 1	
								263 H IPFW		0 1	
								278 H Manhattan		0 1	
								279 A Canisius		0 2	
								281 A IUPUI		1 4	
								283 H Robert Morris		1 3	
								294 H Cleveland St.		0 0	
								295 H VMI		0 2	
LAST 10 GAMES											
			294 H Cleveland St.	0 0	91 N Detroit	0 4					
			91 A Detroit	0 2	198 H Butler	2 0					
			186 A Wis.-Green Bay	0 3	163 H Loyola (Ill.)	0 1					
			161 A Valparaiso	1 3	279 A Canisius	0 2					
			59 A Wis.-Milwaukee	0 7	109 A Niagara	0 4					

Non-Div. I Games: Northern Mich. 0 2

Youngstown St.

Average RPI Win:	275	WON-LOST	WINNING	LAST 10	STRENGTH OF	OPP. STRENGTH	TEAM	ADJ	CONF.	ADJ CONF.		
Average RPI Loss:	223	RECORD	PCT. RANK	GAMES	SCHEDULE	OF SCHEDULE	RPI	RPI	RPI	RPI		
DIV. I ONLY	2-13-0	.13333	291	0-10-0	267	297	300	.32986	300	29	29	
DIV. I NON-CONF.	2-6-0	.25	257	0-3-0	238	302	280	.36738	280	29	29	
<hr/>												
TOTALS	RPI 1-25	RPI 26-50		W-L RECORDS		RPI 51-100		RPI 101-150		RPI 150+		
2-13-0	0-0-0	0-0-0		OVERALL		0-0-0		0-1-0		2-12-0		
2-6-0	0-0-0	0-0-0		HOME		0-0-0		0-1-0		2-5-0		
0-7-0	0-0-0	0-0-0		AWAY		0-0-0		0-0-0		0-7-0		
0-0-0	0-0-0	0-0-0		NEUTRAL		0-0-0		0-0-0		0-0-0		
2-6-0	0-0-0	0-0-0		NON-CONFERENCE		0-0-0		0-0-0		2-6-0		
2-2-0	0-0-0	0-0-0		HOME		0-0-0		0-0-0		2-2-0		
0-4-0	0-0-0	0-0-		AWAY		0-0-0		0-0-0		0-4-0		
0-0-0	0-0-0	0-0-0		NEUTRAL		0-0-0		0-0-0		0-0-0		
0-7-0	0-0-0	0-0-0		CONFERENCE		0-0-0		0-1-0		0-6-0		
0-4-0	0-0-0	0-0-0		HOME		0-0-0		0-1-0		0-3-0		
0-3-0	0-0-0	0-0-0		AWAY		0-0-0		0-0-0		0-3-0		
0-0-0	0-0-0	0-0-0		NEUTRAL		0-0-0		0-0-0		0-0-0		
RPI	S	Opponent	Score	RPI	S	Opponent	Score	RPI	S	Opponent	Score	
								133	H	Stephen F. Austin	0	5
								175	A	Alabama	0	14
								182	H	Northwestern St.	1	7
								189	A	Houston	0	10
								192	A	Texas St.	2	6
								208	H	La.-Monroe	0	6
								224	H	Mississippi Val.	0	3
								236	H	Grambling	1	4
								249	H	Sam Houston St.	0	2
								252	H	Jackson St.	3	2
								265	A	Centenary (La.)	1	3
								272	A	McNeese St.	1	7
								280	A	Louisiana Tech	0	7
								292	A	Southeastern La.	0	4
								298	H	Southern U.	2	1
<hr/>												
LAST 10 GAMES												
192	A	Texas St.	2	6	272	A	McNeese St.	1	7			
265	A	Centenary (La.)	1	3	249	H	Sam Houston St.	0	2			
208	H	La.-Monroe	0	6	280	A	Louisiana Tech	0	7			
292	A	Southeastern La.	0	4	182	H	Northwestern St.	1	7			
133	H	Stephen F. Austin	0	5	189	A	Houston	0	10			

Non-Div. I Games:

Nicholls St.

Average RPI Win: 297		WON-LOST RECORD	WINNING PCT. RANK		LAST 10 GAMES	STRENGTH OF SCHEDULE		OPP. STRENGTH OF SCHEDULE		TEAM RPI	ADJ RPI		CONF. RPI	ADJ CONF. RPI
Average RPI Loss: 203														
DIV. I ONLY		4-13-1	.25	273	3-7-0	304		291		302	.32265	301	30	30
DIV. I NON-CONF.		1-10-1	.125	286	0-4-0	252		275		294	.33567	295	30	30
TOTALS		RPI 1-25	RPI 26-50		W-L RECORDS	RPI 51-100		RPI 101-150		RPI 150+				
4-13-1	0-0-0	0-0-0		OVERALL		0-0-0		0-2-0		4-11-1				
1-5-1	0-0-0	0-0-0		HOME		0-0-0		0-1-0		1-4-1				
3-3-0	0-0-0	0-0-0		AWAY		0-0-0		0-1-0		3-2-0				
0-5-0	0-0-0	0-0-0		NEUTRAL		0-0-0		0-0-0		0-5-0				
1-10-1	0-0-0	0-0-0		NON-CONFERENCE		0-0-0		0-2-0		1-8-1				
0-4-1	0-0-0	0-0-0		HOME		0-0-0		0-1-0		0-3-1				
1-3-0	0-0-0	0-0-		AWAY		0-0-0		0-1-0		1-2-0				
0-3-0	0-0-0	0-0-0		NEUTRAL		0-0-0		0-0-0		0-3-0				
3-3-0	0-0-0	0-0-0		CONFERENCE		0-0-0		0-0-0		3-3-0				
1-1-0	0-0-0	0-0-0		HOME		0-0-0		0-0-0		1-1-0				
2-0-0	0-0-0	0-0-0		AWAY		0-0-0		0-0-0		2-0-0				
0-2-0	0-0-0	0-0-0		NEUTRAL		0-0-0		0-0-0		0-2-0				
RPI	S	Opponent	Score	RPI	S	Opponent	Score	RPI	S	Opponent	Score			
										102 A	Bucknell	1	7	
										136 H	Liberty	1	2	
										158 H	Towson	0	1	
										164 N	Seton Hall	0	6	
										166 A	Navy	1	5	
										178 N	Georgia St.	2	4	
										225 A	UMBC	1	5	
										234 N	Siena	0	8	
										241 H	George Washington	1	2	
										246 H	Longwood	1	3	
										246 N	Longwood	0	2	
										257 N	Utah Valley St.	0	4	
										271 H	Quinnipiac	1	1	
										277 A	Francis Marion	2	1	
										290 H	Mt. St. Mary's	1	2	
										297 A	Albany (N.Y.)	2	1	
										307 A	South Carolina St.	4	1	
										308 H	Delaware St.	4	0	
LAST 10 GAMES														
						257 N	Utah Valley St.	0	4	246 N	Longwood	0	2	
						246 H	Longwood	1	3	307 A	South Carolina St.	4	1	
						136 H	Liberty	1	2	308 H	Delaware St.	4	0	
						166 A	Navy	1	5	225 A	UMBC	1	5	
						277 A	Francis Marion	2	1	290 H	Mt. St. Mary's	1	2	

Non-Div. I Games:

Howard

Average RPI Win: 303		WON-LOST RECORD		WINNING PCT. RANK		LAST 10 GAMES		STRENGTH OF SCHEDULE		OPP. STRENGTH OF SCHEDULE		TEAM RPI		ADJ RPI		CONF. RPI		ADJ CONF. RPI	
DIV. I ONLY		4-10-0		.28571 263		1-9-0		306		306		303		.31621 302		31		31	
DIV. I NON-CONF.		0-2-0		0 297		0-1-0		230		294		300		.31894 300		31		31	
TOTALS		RPI 1-25		RPI 26-50		W-L RECORDS		RPI 51-100		RPI 101-150		RPI 150+							
4-10-0		0-0-0		0-0-0		OVERALL		0-0-0		0-1-0		4-9-0							
2-5-0		0-0-0		0-0-0		HOME		0-0-0		0-1-0		2-4-0							
2-5-0		0-0-0		0-0-0		AWAY		0-0-0		0-0-0		2-5-0							
0-0-0		0-0-0		0-0-0		NEUTRAL		0-0-0		0-0-0		0-0-0							
0-2-0		0-0-0		0-0-0		NON-CONFERENCE		0-0-0		0-0-0		0-2-0							
0-1-0		0-0-0		0-0-0		HOME		0-0-0		0-0-0		0-1-0							
0-1-0		0-0-0		0-0-		AWAY		0-0-0		0-0-0		0-1-0							
0-0-0		0-0-0		0-0-0		NEUTRAL		0-0-0		0-0-0		0-0-0							
4-8-0		0-0-0		0-0-0		CONFERENCE		0-0-0		0-1-0		4-7-0							
2-4-0		0-0-0		0-0-0		HOME		0-0-0		0-1-0		2-3-0							
2-4-0		0-0-0		0-0-0		AWAY		0-0-0		0-0-0		2-4-0							
0-0-0		0-0-0		0-0-0		NEUTRAL		0-0-0		0-0-0		0-0-0							
RPI	S	Opponent		Score	RPI	S	Opponent		Score	RPI	S	Opponent		Score					
										122	H	Alabama A&M	0	11					
										153	H	Southeast Mo. St.	0	11					
										224	A	Mississippi Val.	0	5					
										236	A	Grambling	0	3					
										252	H	Jackson St.	0	4					
										273	A	Prairie View	0	2					
										280	A	Louisiana Tech	1	8					
										296	H	Alabama St.	0	4					
										296	H	Alabama St.	1	0					
										298	H	Southern U.	1	3					
										304	A	Texas Southern	4	3					
										306	A	Alcorn St.	1	0					
										306	A	Alcorn St.	2	4					
										306	H	Alcorn St.	4	1					
LAST 10 GAMES																			
										273	A	Prairie View	0	2					
										153	H	Southeast Mo. St.	0	11					
										236	A	Grambling	0	3					
										298	H	Southern U.	1	3					
										252	H	Jackson St.	0	4					
										304	A	Texas Southern	4	3					
										306	A	Alcorn St.	2	4					
										224	A	Mississippi Val.	0	5					
										122	H	Alabama A&M	0	11					
										296	H	Alabama St.	0	4					

Non-Div. I Games: Robert Morris-Chi. 0 4

Ark.-Pine Bluff

Average RPI Win:	0	WON-LOST	WINNING	LAST 10	STRENGTH OF	OPP. STRENGTH	TEAM	ADJ	CONF.	ADJ CONF.					
Average RPI Loss:	210	RECORD	PCT. RANK	GAMES	SCHEDULE	OF SCHEDULE	RPI	RPI	RPI	RPI					
DIV. I ONLY	0-18-1	.02632	305	0-10-0	216	288	301	.31196	303	26	27				
DIV. I NON-CONF.	0-8-1	.05556	296	0-1-0	199	295	293	.33674	294	25	26				
<hr/>															
TOTALS	RPI 1-25	RPI 26-50		W-L RECORDS		RPI 51-100		RPI 101-150		RPI 150+					
0-18-1	0-0-0	0-0-0		OVERALL		0-2-0		0-1-0		0-15-1					
0-10-0	0-0-0	0-0-0		HOME		0-2-0		0-1-0		0-7-0					
0-8-1	0-0-0	0-0-0		AWAY		0-0-0		0-0-0		0-8-1					
0-0-0	0-0-0	0-0-0		NEUTRAL		0-0-0		0-0-0		0-0-0					
0-8-1	0-0-0	0-0-0		NON-CONFERENCE		0-1-0		0-0-0		0-7-1					
0-5-0	0-0-0	0-0-0		HOME		0-1-0		0-0-0		0-4-0					
0-3-1	0-0-0	0-0-		AWAY		0-0-0		0-0-0		0-3-1					
0-0-0	0-0-0	0-0-0		NEUTRAL		0-0-0		0-0-0		0-0-0					
0-10-0	0-0-0	0-0-0		CONFERENCE		0-1-0		0-1-0		0-8-0					
0-5-0	0-0-0	0-0-0		HOME		0-1-0		0-1-0		0-3-0					
0-5-0	0-0-0	0-0-0		AWAY		0-0-0		0-0-0		0-5-0					
0-0-0	0-0-0	0-0-0		NEUTRAL		0-0-0		0-0-0		0-0-0					
<hr/>															
RPI	S	Opponent	Score	RPI	S	Opponent	Score	RPI	S	Opponent	Score				
						51	H	Fla. Atlantic	0	10	145	H	Kennesaw St.	1	7
						87	H	Middle Tenn.	0	8	161	A	Valparaiso	1	6
						176	A	Campbell	0	3					
						205	A	Birmingham-So.	0	4					
						206	A	Gardner-Webb	0	4					
						219	A	Jacksonville	0	8					
						236	H	Grambling	0	3					
						238	H	Stetson	2	3					
						239	H	Tenn.-Martin	0	5					
						240	H	Winthrop	1	5					
						245	H	East Tenn. St.	2	5					
						252	A	Jackson St.	1	1					
						255	A	North Fla.	0	7					
						259	H	Austin Peay	0	1					
						260	H	Mercer	0	2					
						268	A	Belmont	1	2					
						281	A	IUPUI	0	3					
						<hr/>									
				LAST 10 GAMES											
268 A Belmont				1	2	239 H Tenn.-Martin		0	5						
238 H Stetson				2	3	145 H Kennesaw St.		1	7						
260 H Mercer				0	2	245 H East Tenn. St.		2	5						
219 A Jacksonville				0	8	176 A Campbell		0	3						
255 A North Fla.				0	7	206 A Gardner-Webb		0	4						

Non-Div. I Games:

Lipscomb

[illegible]

Non-Div. I Games:	Texas Woman's	0	14	LSU-Shreveport	0	8
-------------------	---------------	---	----	----------------	---	---

Texas Southern

Average RPI Win:	285	WON-LOST RECORD	WINNING PCT. RANK	LAST 10 GAMES	STRENGTH OF SCHEDULE	OPP. STRENGTH OF SCHEDULE	TEAM RPI	ADJ RPI	CONF. RPI	ADJ CONF. RPI	
Average RPI Loss:	214										
DIV. I ONLY	2-16-0	.11111	294	1-9-0	289	295	305	.30159	305	25	24
DIV. I NON-CONF.	1-7-0	.125	286	0-0-0	296	308	304	.28109	304	26	25
<hr/>											
TOTALS	RPI 1-25	RPI 26-50		W-L RECORDS	RPI 51-100		RPI 101-150		RPI 150+		
2-16-0	0-0-0	0-1-0		OVERALL	0-1-0		0-1-0		2-13-0		
1-8-0	0-0-0	0-0-0		HOME	0-1-0		0-1-0		1-6-0		
1-6-0	0-0-0	0-1-0		AWAY	0-0-0		0-0-0		1-5-0		
0-2-0	0-0-0	0-0-0		NEUTRAL	0-0-0		0-0-0		0-2-0		
<hr/>											
1-7-0	0-0-0	0-0-0		NON-CONFERENCE	0-0-0		0-0-0		1-7-0		
1-3-0	0-0-0	0-0-0		HOME	0-0-0		0-0-0		1-3-0		
0-3-0	0-0-0	0-0-		AWAY	0-0-0		0-0-0		0-3-0		
0-1-0	0-0-0	0-0-0		NEUTRAL	0-0-0		0-0-0		0-1-0		
<hr/>											
1-9-0	0-0-0	0-1-0		CONFERENCE	0-1-0		0-1-0		1-6-0		
0-5-0	0-0-0	0-0-0		HOME	0-1-0		0-1-0		0-3-0		
1-3-0	0-0-0	0-1-0		AWAY	0-0-0		0-0-0		1-2-0		
0-1-0	0-0-0	0-0-0		NEUTRAL	0-0-0		0-0-0		0-1-0		
<hr/>											
RPI S	Opponent	Score	RPI S	Opponent	Score	RPI S	Opponent	Score	RPI S	Opponent	Score
			48 A	Loyola (Md.)	0 5	80 H	Fairfield	0 6	109 H	Niagara	0 1
									164 A	Seton Hall	0 5
									200 H	Iona	0 3
									223 A	Marist	0 2
									225 A	UMBC	0 4
									230 N	High Point	0 4
									231 H	Monmouth	0 9
									234 A	Siena	0 7
									262 A	Rider	2 1
									271 H	Quinnipiac	1 4
									278 H	Manhattan	0 3
									279 H	Canisius	0 5
									279 N	Canisius	1 4
									284 H	Lafayette	0 1
									290 A	Mt. St. Mary's	1 5
									308 H	Delaware St.	7 0
<hr/>											
LAST 10 GAMES											
	109 H	Niagara	0	1	279 N	Canisius	1	4			
	279 H	Canisius	0	5	200 H	Iona	0	3			
	262 A	Rider	2	1	80 H	Fairfield	0	6			
	48 A	Loyola (Md.)	0	5	223 A	Marist	0	2			
	278 H	Manhattan	0	3	234 A	Siena	0	7			

Non-Div. I Games:

St. Peter's

Average RPI Win:	299	WON-LOST RECORD	WINNING PCT. RANK	LAST 10 GAMES	STRENGTH OF SCHEDULE	OPP. STRENGTH OF SCHEDULE	TEAM RPI	ADJ RPI	CONF. RPI	ADJ CONF. RPI	
Average RPI Loss:	250										
DIV. I ONLY	2-13-0	.13333	291	2-8-0	298	308	306	.29114	306	31	31
DIV. I NON-CONF.	0-3-0	0	297	0-0-0	229	305	303	.3139	301	31	31
<hr/>											
TOTALS	RPI 1-25	RPI 26-50		W-L RECORDS	RPI 51-100		RPI 101-150		RPI 150+		
2-13-0	0-0-0	0-0-0		OVERALL	0-0-0		0-1-0		2-12-0		
2-6-0	0-0-0	0-0-0		HOME	0-0-0		0-1-0		2-5-0		
0-7-0	0-0-0	0-0-0		AWAY	0-0-0		0-0-0		0-7-0		
0-0-0	0-0-0	0-0-0		NEUTRAL	0-0-0		0-0-0		0-0-0		
<hr/>											
0-3-0	0-0-0	0-0-0		NON-CONFERENCE	0-0-0		0-0-0		0-3-0		
0-2-0	0-0-0	0-0-0		HOME	0-0-0		0-0-0		0-2-0		
0-1-0	0-0-0	0-0-		AWAY	0-0-0		0-0-0		0-1-0		
0-0-0	0-0-0	0-0-0		NEUTRAL	0-0-0		0-0-0		0-0-0		
<hr/>											
2-10-0	0-0-0	0-0-0		CONFERENCE	0-0-0		0-1-0		2-9-0		
2-4-0	0-0-0	0-0-0		HOME	0-0-0		0-1-0		2-3-0		
0-6-0	0-0-0	0-0-0		AWAY	0-0-0		0-0-0		0-6-0		
0-0-0	0-0-0	0-0-0		NEUTRAL	0-0-0		0-0-0		0-0-0		
<hr/>											
RPI S	Opponent	Score	RPI S	Opponent	Score	RPI S	Opponent	Score	RPI S	Opponent	Score
						122 H Alabama A&M 0 7					
						182 H Northwestern St. 0 12					
						208 A La.-Monroe 0 9					
						224 H Mississippi Val. 1 8					
						236 H Grambling 0 9					
						252 A Jackson St. 0 10					
						252 A Jackson St. 0 5					
						273 A Prairie View 3 5					
						292 H Southeastern La. 0 9					
						296 H Alabama St. 2 1					
						298 A Southern U. 1 5					
						302 A Ark.-Pine Bluff 1 4					
						302 H Ark.-Pine Bluff 4 2					
						302 H Ark.-Pine Bluff 0 1					
						304 A Texas Southern 1 6					
<hr/>											
			LAST 10 GAMES								
			298 A Southern U. 1 5			252 A Jackson St. 0 5					
			224 H Mississippi Val. 1 8			236 H Grambling 0 9					
			296 H Alabama St. 2 1			304 A Texas Southern 1 6					
			122 H Alabama A&M 0 7			273 A Prairie View 3 5					
			302 H Ark.-Pine Bluff 4 2			302 A Ark.-Pine Bluff 1 4					

Non-Div. I Games:

Alcorn St.

Average RPI Win:	302	WON-LOST	WINNING	LAST 10	STRENGTH OF	OPP. STRENGTH	TEAM	ADJ	CONF.	ADJ CONF.		
Average RPI Loss:	242	RECORD	PCT. RANK	GAMES	SCHEDULE	OF SCHEDULE	RPI	RPI	RPI	RPI		
DIV. I ONLY	2-11-0	.15385	290	1-6-0	305	300	307	.28163	307	30	30	
DIV. I NON-CONF.	1-9-0	.1	292	0-4-0	278	291	302	.29856	303	30	30	
<hr/>												
TOTALS	RPI 1-25	RPI 26-50		W-L RECORDS		RPI 51-100		RPI 101-150		RPI 150+		
2-11-0	0-0-0	0-0-0		OVERALL		0-0-0		0-1-0		2-10-0		
1-7-0	0-0-0	0-0-0		HOME		0-0-0		0-0-0		1-7-0		
1-4-0	0-0-0	0-0-0		AWAY		0-0-0		0-1-0		1-3-0		
0-0-0	0-0-0	0-0-0		NEUTRAL		0-0-0		0-0-0		0-0-0		
<hr/>												
1-9-0	0-0-0	0-0-0		NON-CONFERENCE		0-0-0		0-1-0		1-8-0		
1-6-0	0-0-0	0-0-0		HOME		0-0-0		0-0-0		1-6-0		
0-3-0	0-0-0	0-0-		AWAY		0-0-0		0-1-0		0-2-0		
0-0-0	0-0-0	0-0-0		NEUTRAL		0-0-0		0-0-0		0-0-0		
<hr/>												
1-2-0	0-0-0	0-0-0		CONFERENCE		0-0-0		0-0-0		1-2-0		
0-1-0	0-0-0	0-0-0		HOME		0-0-0		0-0-0		0-1-0		
1-1-0	0-0-0	0-0-0		AWAY		0-0-0		0-0-0		1-1-0		
0-0-0	0-0-0	0-0-0		NEUTRAL		0-0-0		0-0-0		0-0-0		
<hr/>												
RPI	S	Opponent	Score	RPI	S	Opponent	Score	RPI	S	Opponent	Score	
								134	A	UNC Asheville	0	6
								179	H	Appalachian St.	0	2
								230	H	High Point	0	2
								240	H	Winthrop	0	3
								245	A	East Tenn. St.	1	6
								246	A	Longwood	0	4
								248	A	Charleston So.	0	3
								251	H	Wofford	0	2
								288	H	Citadel	0	2
								295	H	VMI	1	2
								296	H	Alabama St.	5	0
								301	H	Howard	1	4
								308	A	Delaware St.	4	0
								<hr/>				
LAST 10 GAMES												
301 H Howard				1	4	246 A Longwood				0	4	
308 A Delaware St.				4	0	134 A UNC Asheville				0	6	
251 H Wofford				0	2	230 H High Point				0	2	
240 H Winthrop				0	3	245 A East Tenn. St.				1	6	
295 H VMI				1	2	288 H Citadel				0	2	

Non-Div. I Games: Anderson (SC) 2 0 Georgia College 0 3 Tusculum 0 3 South Carolina St.

[illegible]