

Nebraska

Through Games Of 2004 final RPI

Average RPI Win:	68	WON-LOST RECORD	WINNING PCT. RANK	LAST 10 GAMES	STRENGTH OF SCHEDULE	OPP. STRENGTH OF SCHEDULE	TEAM RPI	ADJ RPI	CONF. RPI	ADJ CONF. RPI				
DIV. I ONLY		30- 2	.9375	2	9- 1	4	23	1	.73699	1	3	3		
DIV. I NON-CONF.		10- 2	.83333	19	4- 1	4	20	2	.74058	2	3	3		
<hr/>														
TOTALS	RPI 1-25	RPI 26-50		W-L RECORDS		RPI 51-100		RPI 101-150		RPI 150+				
30- 2	12- 1	5- 1		OVERALL		4- 0		6- 0		3- 0				
15- 1	5- 0	4- 1		HOME		1- 0		3- 0		2- 0				
13- 0	6- 0	1- 0		AWAY		2- 0		3- 0		1- 0				
2- 1	1- 1	0- 0		NEUTRAL		1- 0		0- 0		0- 0				
10- 2	4- 1	3- 1		NON-CONFERENCE		2- 0		0- 0		1- 0				
5- 1	1- 0	3- 1		HOME		0- 0		0- 0		1- 0				
3- 0	2- 0	0- 0		AWAY		1- 0		0- 0		0- 0				
2- 1	1- 1	0- 0		NEUTRAL		1- 0		0- 0		0- 0				
20- 0	8- 0	2- 0		CONFERENCE		2- 0		6- 0		2- 0				
10- 0	4- 0	1- 0		HOME		1- 0		3- 0		1- 0				
10- 0	4- 0	1- 0		AWAY		1- 0		3- 0		1- 0				
0- 0	0- 0	0- 0		NEUTRAL		0- 0		0- 0		0- 0				
RPI	S	Opponent	Score		RPI	S	Opponent	Score		RPI	S	Opponent	Score	
7	N	Southern California	2	3	26	H	Wichita St.	3	0	51	A	Western Mich.	3	0
15	A	Texas	3	2	40	H	Maryland	3	0	54	A	Kansas	3	0
15	H	Texas	3	0	45	H	Florida A&M	1	3	54	H	Kansas	3	0
16	A	Notre Dame	3	0	46	H	Ball St.	3	0	95	N	Creighton	3	0
16	A	Notre Dame	3	2	49	A	Colorado	3	0					
17	A	Texas A&M	3	0	49	H	Colorado	3	0					
17	H	Texas A&M	3	0										
18	N	Louisville	3	0										
22	A	Kansas St.	3	1										
22	H	Kansas St.	3	0										
23	H	Colorado St.	3	0										
24	A	Missouri	3	0										
24	H	Missouri	3	0										
<hr/>														
LAST 10 GAMES														
7	N	Southern California	2	3	15	H	Texas	3	0					
18	N	Louisville	3	0	127	A	Oklahoma	3	1					
26	H	Wichita St.	3	0	24	A	Missouri	3	0					
189	H	Iona	3	0	54	H	Kansas	3	0					
17	A	Texas A&M	3	0	23	H	Colorado St.	3	0					

Non-Div. I Games:

Nebraska

Average RPI Win: 68		WON-LOST	WINNING	LAST 10	STRENGTH OF		OPP. STRENGTH	TEAM	ADJ	CONF.	ADJ CONF.				
Average RPI Loss: 8		RECORD	PCT. RANK	GAMES	SCHEDULE		OF SCHEDULE	RPI	RPI	RPI	RPI				
DIV. I ONLY		33- 5	.86842	12	9- 1		2	6	3	.72726	2	1	1		
DIV. I NON-CONF.		15- 2	.88235	11	4- 1		6	28	3	.73481	3	1	1		
TOTALS		RPI 1-25	RPI 26-50		W-L RECORDS		RPI 51-100		RPI 101-150		RPI 150+				
33- 5		11- 5	8- 0		OVERALL		4- 0		3- 0		7- 0				
15- 1		7- 1	3- 0		HOME		2- 0		1- 0		2- 0				
12- 2		3- 2	4- 0		AWAY		1- 0		1- 0		3- 0				
6- 2		1- 2	1- 0		NEUTRAL		1- 0		1- 0		2- 0				
15- 2		5- 2	2- 0		NON-CONFERENCE		4- 0		1- 0		3- 0				
5- 0		3- 0	0- 0		HOME		2- 0		0- 0		0- 0				
4- 0		1- 0	1- 0		AWAY		1- 0		0- 0		1- 0				
6- 2		1- 2	1- 0		NEUTRAL		1- 0		1- 0		2- 0				
18- 3		6- 3	6- 0		CONFERENCE		0- 0		2- 0		4- 0				
10- 1		4- 1	3- 0		HOME		0- 0		1- 0		2- 0				
8- 2		2- 2	3- 0		AWAY		0- 0		1- 0		2- 0				
0- 0		0- 0	0- 0		NEUTRAL		0- 0		0- 0		0- 0				
RPI S	Opponent	Score		RPI S	Opponent	Score		RPI S	Opponent	Score		RPI S	Opponent	Score	
4 N	Stanford	0	3	30 A	Michigan	3	2	56 N	Loyola Marymount	3	0	104 A	Northwestern	3	0
5 A	Ohio St.	1	3	30 H	Michigan	3	0	67 H	Northern Iowa	3	1	104 H	Northwestern	3	0
5 H	Ohio St.	3	2	33 N	Rice	3	2	68 H	Cincinnati	3	0	120 N	Long Island	3	0
5 H	Ohio St.	3	1	37 A	Purdue	3	0	84 A	Yale	3	0	156 A	Indiana	3	0
7 N	Southern California	2	3	37 H	Purdue	3	0					156 H	Indiana	3	0
7 N	Southern California	3	1	43 A	North Carolina	3	0					159 A	Iowa	3	0
9 A	Penn St.	3	2	48 A	Michigan St.	3	0					159 H	Iowa	3	0
9 H	Penn St.	1	3	48 H	Michigan St.	3	0					163 A	Wyoming	3	0
10 H	Florida	3	2									166 N	Texas-San Antonio	3	0
11 H	Georgia Tech	3	2									211 N	Idaho St.	3	0
14 A	Wisconsin	2	3												
14 H	Wisconsin	3	0												
22 H	Kansas St.	3	2												
23 A	Colorado St.	3	1												
25 A	Illinois	3	0												
25 H	Illinois	3	1												
LAST 10 GAMES															
4 N	Stanford	0	3	120 N	Long Island	3	0								
7 N	Southern California	3	1	25 A	Illinois	3	0								
5 H	Ohio St.	3	2	159 H	Iowa	3	0								
11 H	Georgia Tech	3	2	156 H	Indiana	3	0								
84 A	Yale	3	0	37 H	Purdue	3	0								

Non-Div. I Games:

Minnesota

Average RPI Win:	74	WON-LOST	WINNING	LAST 10	STRENGTH OF	OPP. STRENGTH	TEAM	ADJ	CONF.	ADJ CONF.		
Average RPI Loss:	14	RECORD	PCT. RANK	GAMES	SCHEDULE	OF SCHEDULE	RPI	RPI	RPI	RPI		
DIV. I ONLY		30- 1	.96774	1	9- 1	17	24	2	.7108	3	7	7
DIV. I NON-CONF.		14- 1	.93333	4	4- 1	29	2	5	.70703	5	8	8
<hr/>												
TOTALS	RPI 1-25	RPI 26-50		W-L RECORDS		RPI 51-100		RPI 101-150		RPI 150+		
30- 1	2- 1	10- 0		OVERALL		10- 0		6- 0		2- 0		
17- 0	2- 0	5- 0		HOME		6- 0		3- 0		1- 0		
9- 0	0- 0	3- 0		AWAY		2- 0		3- 0		1- 0		
4- 1	0- 1	2- 0		NEUTRAL		2- 0		0- 0		0- 0		
14- 1	2- 1	6- 0		NON-CONFERENCE		5- 0		1- 0		0- 0		
10- 0	2- 0	3- 0		HOME		5- 0		0- 0		0- 0		
2- 0	0- 0	1- 0		AWAY		0- 0		1- 0		0- 0		
2- 1	0- 1	2- 0		NEUTRAL		0- 0		0- 0		0- 0		
16- 0	0- 0	4- 0		CONFERENCE		5- 0		5- 0		2- 0		
7- 0	0- 0	2- 0		HOME		1- 0		3- 0		1- 0		
7- 0	0- 0	2- 0		AWAY		2- 0		2- 0		1- 0		
2- 0	0- 0	0- 0		NEUTRAL		2- 0		0- 0		0- 0		
RPI S	Opponent	Score		RPI S	Opponent	Score		RPI S	Opponent	Score		
13 H	San Diego	3	2	27 H	Arizona	3	2	58 H	UC Irvine	3	1	
14 N	Wisconsin	2	3	29 H	Santa Clara	3	1	60 H	Pepperdine	3	1	
21 H	UCLA	3	2	31 A	Utah	3	1	60 H	Pepperdine	3	0	
				32 H	California	3	0	66 H	Southwest Mo. St.	3	1	
				33 H	Rice	3	1	75 H	Eastern Wash.	3	0	
				35 A	Nevada	3	1	90 A	Southern Methodist	3	1	
				35 A	Nevada	3	2	90 N	Southern Methodist	3	0	
				35 H	Nevada	3	2	93 A	Fresno St.	3	1	
				37 N	Purdue	3	0	93 H	Fresno St.	3	0	
				49 N	Colorado	3	1	93 N	Fresno St.	3	1	
				LAST 10 GAMES								
				14 N	Wisconsin	2	3	35 A	Nevada	3	1	
				37 N	Purdue	3	0	93 N	Fresno St.	3	1	
				49 N	Colorado	3	1	90 N	Southern Methodist	3	0	
				31 A	Utah	3	1	35 H	Nevada	3	2	
				135 A	Utah St.	3	2	107 H	San Jose St.	3	0	

Non-Div. I Games:

Hawaii

Average RPI Win:		80	WON-LOST RECORD		WINNING PCT. RANK		LAST 10 GAMES		STRENGTH OF SCHEDULE		OPP. STRENGTH OF SCHEDULE		TEAM RPI	ADJ RPI		CONF. RPI	ADJ CONF. RPI	
DIV. I ONLY			30- 6		.83333		20	10- 0	9		7		6	.7045		4	2	2
DIV. I NON-CONF.			14- 3		.82353		22	6- 0	10		5		7	.70537		6	2	2
TOTALS		RPI 1-25		RPI 26-50		W-L RECORDS		RPI 51-100		RPI 101-150		RPI 150+						
30- 6		9- 5		5- 1		OVERALL		3- 0		6- 0		7- 0						
12- 1		3- 1		3- 0		HOME		1- 0		2- 0		3- 0						
9- 4		1- 3		2- 1		AWAY		1- 0		2- 0		3- 0						
9- 1		5- 1		0- 0		NEUTRAL		1- 0		2- 0		1- 0						
14- 3		4- 3		2- 0		NON-CONFERENCE		3- 0		4- 0		1- 0						
3- 1		0- 1		1- 0		HOME		1- 0		1- 0		0- 0						
3- 1		0- 1		1- 0		AWAY		1- 0		1- 0		0- 0						
8- 1		4- 1		0- 0		NEUTRAL		1- 0		2- 0		1- 0						
16- 3		5- 2		3- 1		CONFERENCE		0- 0		2- 0		6- 0						
9- 0		3- 0		2- 0		HOME		0- 0		1- 0		3- 0						
6- 3		1- 2		1- 1		AWAY		0- 0		1- 0		3- 0						
1- 0		1- 0		0- 0		NEUTRAL		0- 0		0- 0		0- 0						
RPI	S	Opponent		Score		RPI	S	Opponent		Score		RPI	S	Opponent		Score		
2	N	Minnesota		3	0	27	A	Arizona		3	0	64	A	Pacific		3	2	
6	A	Washington		0	3	27	H	Arizona		3	0	71	N	Western Ky.		3	1	
6	H	Washington		3	2	29	H	Santa Clara		3	0	75	H	Eastern Wash.		3	0	
6	N	Washington		3	1	32	A	California		2	3			134 H San Francisco		3	0	
7	A	Southern California		1	3	32	H	California		3	2			135 N Utah St.		3	1	
7	H	Southern California		3	0	35	A	Nevada		3	2			139 N Villanova		3	0	
9	H	Penn St.		2	3									153 A Arizona St.		3	0	
10	N	Florida		3	2									153 H Arizona St.		3	0	
12	A	St. Mary's (Cal.)		1	3									161 A Oregon		3	0	
12	N	St. Mary's (Cal.)		2	3									161 H Oregon		3	0	
14	N	Wisconsin		3	0									177 N Jacksonville		3	0	
15	N	Texas		3	0									199 A Washington St.		3	0	
21	A	UCLA		3	1									199 H Washington St.		3	0	
21	H	UCLA		3	2													
LAST 10 GAMES																		
2	N	Minnesota		3	0	177	N	Jacksonville		3	0							
6	N	Washington		3	1	27	A	Arizona		3	0							
14	N	Wisconsin		3	0	153	A	Arizona St.		3	0							
15	N	Texas		3	0	29	H	Santa Clara		3	0							
10	N	Florida		3	2	199	H	Washington St.		3	0							

Non-Div. I Games:

Stanford

Average RPI Win: 80		WON-LOST	WINNING	LAST 10	STRENGTH OF		OPP. STRENGTH	TEAM	ADJ	CONF.	ADJ CONF.
Average RPI Loss: 10		RECORD	PCT. RANK	GAMES	SCHEDULE		OF SCHEDULE	RPI	RPI	RPI	RPI
DIV. I ONLY		30- 4	.88235	11	8- 2		13	11	4	.70222	5
DIV. I NON-CONF.		13- 0	1	1	3- 0		18	69	4	.718	4
TOTALS		RPI 1-25	RPI 26-50		W-L RECORDS		RPI 51-100		RPI 101-150		RPI 150+
30- 4		8- 4	7- 0		OVERALL		5- 0		4- 0		6- 0
15- 1		4- 1	3- 0		HOME		3- 0		1- 0		4- 0
10- 3		3- 3	3- 0		AWAY		0- 0		2- 0		2- 0
5- 0		1- 0	1- 0		NEUTRAL		2- 0		1- 0		0- 0
13- 0		3- 0	1- 0		NON-CONFERENCE		5- 0		2- 0		2- 0
6- 0		1- 0	0- 0		HOME		3- 0		0- 0		2- 0
2- 0		1- 0	0- 0		AWAY		0- 0		1- 0		0- 0
5- 0		1- 0	1- 0		NEUTRAL		2- 0		1- 0		0- 0
17- 4		5- 4	6- 0		CONFERENCE		0- 0		2- 0		4- 0
9- 1		3- 1	3- 0		HOME		0- 0		1- 0		2- 0
8- 3		2- 3	3- 0		AWAY		0- 0		1- 0		2- 0
0- 0		0- 0	0- 0		NEUTRAL		0- 0		0- 0		0- 0
RPI S	Opponent	Score	RPI S	Opponent	Score	RPI S	Opponent	Score	RPI S	Opponent	Score
2 A	Minnesota	1 3	30 A	Michigan	3 0	51 N	Western Mich.	3 1	104 A	Northwestern	3 0
2 A	Minnesota	2 3	30 H	Michigan	3 1	79 N	Xavier	3 0	104 H	Northwestern	3 1
2 H	Minnesota	3 1	37 A	Purdue	3 0	91 H	Northeastern	3 1	109 N	Montana St.	3 0
8 N	Tennessee	3 2	37 H	Purdue	3 0	96 H	Dayton	3 0	133 A	Temple	3 0
9 A	Penn St.	3 2	43 N	North Carolina	3 1	96 H	Dayton	3 0	156 A	Indiana	3 1
9 H	Penn St.	1 3	48 A	Michigan St.	3 0				156 H	Indiana	3 0
11 A	Georgia Tech	3 0	48 H	Michigan St.	3 0				159 A	Iowa	3 0
14 A	Wisconsin	3 1							159 H	Iowa	3 0
14 H	Wisconsin	3 0							245 H	Florida Int'l	3 0
19 H	Ohio	3 0							276 H	Youngstown St.	3 0
25 A	Illinois	0 3									
25 H	Illinois	3 2									
LAST 10 GAMES											
2 A	Minnesota	2 3	30 A	Michigan	3 0						
8 N	Tennessee	3 2	25 H	Illinois	3 2						
19 H	Ohio	3 0	9 H	Penn St.	1 3						
96 H	Dayton	3 0	14 H	Wisconsin	3 0						
48 A	Michigan St.	3 0	104 H	Northwestern	3 1						

Non-Div. I Games:

Ohio St.

Average RPI Win:		85	WON-LOST RECORD		WINNING PCT. RANK		LAST 10 GAMES		STRENGTH OF SCHEDULE		OPP. STRENGTH OF SCHEDULE		TEAM RPI		ADJ RPI		CONF. RPI		ADJ CONF. RPI	
DIV. I ONLY			28- 3		.90323 8		7- 3		32		17		9		.69617 6		2		2	
DIV. I NON-CONF.			11- 0		1 1		3- 0		38		36		6		.70003 7		2		2	
TOTALS		RPI 1-25		RPI 26-50		W-L RECORDS		RPI 51-100		RPI 101-150		RPI 150+								
28- 3		6- 3		7- 0		OVERALL		3- 0		5- 0		7- 0								
12- 1		4- 1		2- 0		HOME		2- 0		1- 0		3- 0								
11- 1		2- 1		3- 0		AWAY		0- 0		3- 0		3- 0								
5- 1		0- 1		2- 0		NEUTRAL		1- 0		1- 0		1- 0								
11- 0		1- 0		3- 0		NON-CONFERENCE		3- 0		3- 0		1- 0								
3- 0		1- 0		0- 0		HOME		2- 0		0- 0		0- 0								
3- 0		0- 0		1- 0		AWAY		0- 0		2- 0		0- 0								
5- 0		0- 0		2- 0		NEUTRAL		1- 0		1- 0		1- 0								
17- 3		5- 3		4- 0		CONFERENCE		0- 0		2- 0		6- 0								
9- 1		3- 1		2- 0		HOME		0- 0		1- 0		3- 0								
8- 1		2- 1		2- 0		AWAY		0- 0		1- 0		3- 0								
0- 1		0- 1		0- 0		NEUTRAL		0- 0		0- 0		0- 0								
RPI	S	Opponent		Score		RPI	S	Opponent		Score		RPI	S	Opponent		Score				
4	A	Stanford		2	3	26	A	Wichita St.		3	0	54	H	Kansas		3	2			
4	H	Stanford		3	0	27	A	Arizona		3	1	78	N	Wis.-Milwaukee		3	0			
4	N	Stanford		1	3	27	H	Arizona		3	0	92	H	Idaho		3	0			
7	A	Southern California		3	2	32	A	California		3	1			Butler		3	0			
7	H	Southern California		2	3	32	H	California		3	0			Oregon St.		3	2			
12	H	St. Mary's (Cal.)		3	0	42	N	Arkansas		3	0			Oregon St.		3	0			
21	A	UCLA		3	1	48	N	Michigan St.		3	0			Boise St.		3	0			
21	H	UCLA		3	1									Northern Ill.		3	0			
21	H	UCLA		3	2									Arizona St.		3	0			
														Arizona St.		3	0			
														Oregon		3	0			
														Oregon		3	0			
														Washington St.		3	2			
														Washington St.		3	0			
														Montana		3	0			
LAST 10 GAMES																				
		4 N Stanford		1	3	21	H	UCLA		3	1									
		21 H UCLA		3	2	7	H	Southern California		2	3									
		12 H St. Mary's (Cal.)		3	0	32	A	California		3	1									
		54 H Kansas		3	2	4	A	Stanford		2	3									
		92 H Idaho		3	0	153	H	Arizona St.		3	0									

Non-Div. I Games:

Washington

Average RPI Win:	63	WON-LOST RECORD	WINNING PCT. RANK	LAST 10 GAMES	STRENGTH OF SCHEDULE	OPP. STRENGTH OF SCHEDULE	TEAM RPI	ADJ RPI	CONF. RPI	ADJ CONF. RPI		
Average RPI Loss:	45											
DIV. I ONLY		23- 6	.7931	31	8- 2	5	3	10	.69609	7	2	2
DIV. I NON-CONF.		9- 2	.81818	24	4- 1	3	1	1	.75476	1	2	2
<hr/>												
TOTALS	RPI 1-25	RPI 26-50		W-L RECORDS		RPI 51-100		RPI 101-150		RPI 150+		
23- 6	9- 4	4- 1		OVERALL		3- 0		2- 0		5- 1		
10- 2	3- 1	2- 1		HOME		1- 0		1- 0		3- 0		
8- 3	2- 2	2- 0		AWAY		1- 0		1- 0		2- 1		
5- 1	4- 1	0- 0		NEUTRAL		1- 0		0- 0		0- 0		
9- 2	5- 2	1- 0		NON-CONFERENCE		3- 0		0- 0		0- 0		
3- 0	1- 0	1- 0		HOME		1- 0		0- 0		0- 0		
1- 1	0- 1	0- 0		AWAY		1- 0		0- 0		0- 0		
5- 1	4- 1	0- 0		NEUTRAL		1- 0		0- 0		0- 0		
14- 4	4- 2	3- 1		CONFERENCE		0- 0		2- 0		5- 1		
7- 2	2- 1	1- 1		HOME		0- 0		1- 0		3- 0		
7- 2	2- 1	2- 0		AWAY		0- 0		1- 0		2- 1		
0- 0	0- 0	0- 0		NEUTRAL		0- 0		0- 0		0- 0		
RPI	S	Opponent	Score	RPI	S	Opponent	Score	RPI	S	Opponent	Score	
1	N	Nebraska	3 2	27	A	Arizona	3 0	52	H	Col. of Charleston	3 0	
2	N	Minnesota	3 2	27	H	Arizona	3 1	60	A	Pepperdine	3 1	
2	N	Minnesota	1 3	32	A	California	3 1	63	N	American	3 0	
4	A	Stanford	0 3	32	H	California	0 3					
4	H	Stanford	3 1	36	H	Georgia	3 1					
6	A	Washington	3 2									
6	H	Washington	2 3									
11	N	Georgia Tech	3 0									
13	N	San Diego	3 1									
21	A	UCLA	3 2									
21	H	UCLA	3 0									
22	H	Kansas St.	3 0									
25	A	Illinois	2 3									
<hr/>												
LAST 10 GAMES												
2	N	Minnesota	1 3	199	A	Washington St.	2 3					
1	N	Nebraska	3 2	6	A	Washington	3 2					
13	N	San Diego	3 1	111	H	Oregon St.	3 0					
22	H	Kansas St.	3 0	161	H	Oregon	3 0					
52	H	Col. of Charleston	3 0	21	A	UCLA	3 2					

Non-Div. I Games:

Southern California

Average RPI Win:	89	WON-LOST RECORD	WINNING PCT. RANK	LAST 10 GAMES	STRENGTH OF SCHEDULE	OPP. STRENGTH OF SCHEDULE	TEAM RPI	ADJ RPI	CONF. RPI	ADJ CONF. RPI					
DIV. I ONLY		32- 3	.91429	3	9- 1	31	28	7	.69281	8	4	4			
DIV. I NON-CONF.		14- 2	.875	12	3- 1	30	34	11	.67959	11	4	4			
<hr/>															
TOTALS	RPI 1-25	RPI 26-50		W-L RECORDS		RPI 51-100		RPI 101-150		RPI 150+					
32- 3	4- 2	8- 1		OVERALL		8- 0		8- 0		4- 0					
14- 1	2- 1	3- 0		HOME		4- 0		2- 0		3- 0					
11- 1	2- 0	2- 1		AWAY		2- 0		4- 0		1- 0					
7- 1	0- 1	3- 0		NEUTRAL		2- 0		2- 0		0- 0					
14- 2	2- 1	3- 1		NON-CONFERENCE		5- 0		2- 0		2- 0					
7- 0	2- 0	1- 0		HOME		2- 0		0- 0		2- 0					
2- 1	0- 0	0- 1		AWAY		1- 0		1- 0		0- 0					
5- 1	0- 1	2- 0		NEUTRAL		2- 0		1- 0		0- 0					
18- 1	2- 1	5- 0		CONFERENCE		3- 0		6- 0		2- 0					
7- 1	0- 1	2- 0		HOME		2- 0		2- 0		1- 0					
9- 0	2- 0	2- 0		AWAY		1- 0		3- 0		1- 0					
2- 0	0- 0	1- 0		NEUTRAL		0- 0		1- 0		0- 0					
<hr/>															
RPI S	Opponent	Score		RPI S	Opponent	Score		RPI S	Opponent	Score		RPI S	Opponent	Score	
5 N	Ohio St.	2	3	30 A	Michigan	1	3	51 N	Western Mich.	3	1	103 A	Kentucky	3	0
10 A	Florida	3	2	36 A	Georgia	3	0	56 A	Loyola Marymount	3	0	103 H	Kentucky	3	0
10 A	Florida	3	2	36 H	Georgia	3	0	62 H	LSU	3	0	105 A	Appalachian St.	3	1
10 H	Florida	1	3	37 H	Purdue	3	1	65 H	Eastern Ky.	3	0	136 A	Mississippi St.	3	0
17 H	Texas A&M	3	1	38 N	Duke	3	0	77 A	South Carolina	3	0	136 H	Mississippi St.	3	0
18 H	Louisville	3	1	39 N	Pittsburgh	3	0	77 H	South Carolina	3	1	139 N	Villanova	3	1
				42 H	Arkansas	3	1	98 H	Wake Forest	3	0	149 A	Auburn	3	1
				42 N	Arkansas	3	1	99 N	Virginia Tech	3	0	149 N	Auburn	3	1
				44 A	Alabama	3	1					171 A	Mississippi	3	0
												171 H	Mississippi	3	0
												235 H	Tenn.-Martin	3	0
												281 H	Lipscomb	3	0
<hr/>															
LAST 10 GAMES															
5 N	Ohio St.	2	3	42 N	Arkansas	3	1								
17 H	Texas A&M	3	1	149 N	Auburn	3	1								
65 H	Eastern Ky.	3	0	10 A	Florida	3	2								
39 N	Pittsburgh	3	0	36 A	Georgia	3	0								
10 A	Florida	3	2	62 H	LSU	3	0								

Non-Div. I Games:

Tennessee

Average RPI Win:	81	WON-LOST	WINNING	LAST 10	STRENGTH OF	OPP. STRENGTH	TEAM	ADJ	CONF.	ADJ CONF.				
Average RPI Loss:	9	RECORD	PCT. RANK	GAMES	SCHEDULE	OF SCHEDULE	RPI	RPI	RPI	RPI				
DIV. I ONLY		29- 3	.90625	5	9- 1	35	10	8	.69069	9	1	1		
DIV. I NON-CONF.		11- 1	.91667	5	2- 1	42	66	13	.66707	15	1	1		
<hr/>														
TOTALS	RPI 1-25	RPI 26-50		W-L RECORDS		RPI 51-100		RPI 101-150		RPI 150+				
29- 3	7- 3	7- 0		OVERALL		5- 0		4- 0		6- 0				
16- 2	2- 2	4- 0		HOME		4- 0		2- 0		4- 0				
11- 0	5- 0	3- 0		AWAY		0- 0		1- 0		2- 0				
2- 1	0- 1	0- 0		NEUTRAL		1- 0		1- 0		0- 0				
<hr/>														
11- 1	1- 1	1- 0		NON-CONFERENCE		5- 0		2- 0		2- 0				
8- 0	0- 0	1- 0		HOME		4- 0		1- 0		2- 0				
1- 0	1- 0	0- 0		AWAY		0- 0		0- 0		0- 0				
2- 1	0- 1	0- 0		NEUTRAL		1- 0		1- 0		0- 0				
<hr/>														
18- 2	6- 2	6- 0		CONFERENCE		0- 0		2- 0		4- 0				
8- 2	2- 2	3- 0		HOME		0- 0		1- 0		2- 0				
10- 0	4- 0	3- 0		AWAY		0- 0		1- 0		2- 0				
0- 0	0- 0	0- 0		NEUTRAL		0- 0		0- 0		0- 0				
<hr/>														
RPI	S	Opponent	Score		RPI	S	Opponent	Score		RPI	S	Opponent	Score	
2	A	Minnesota	3	1	30	A	Michigan	3	0	63	H	American	3	0
2	H	Minnesota	2	3	30	H	Michigan	3	0	73	H	Rutgers	3	0
4	A	Stanford	3	2	37	A	Purdue	3	0	75	N	Eastern Wash.	3	0
5	A	Ohio St.	3	1	37	H	Purdue	3	0	84	H	Yale	3	0
5	H	Ohio St.	2	3	40	H	Maryland	3	0	87	H	Brigham Young	3	1
14	A	Wisconsin	3	0	48	A	Michigan St.	3	0					
14	H	Wisconsin	3	1	48	H	Michigan St.	3	1					
21	N	UCLA	1	3										
25	A	Illinois	3	1										
25	H	Illinois	3	0										
<hr/>														
LAST 10 GAMES														
21	N	UCLA	1	3	25	H	Illinois	3	0					
40	H	Maryland	3	0	5	A	Ohio St.	3	1					
63	H	American	3	0	104	H	Northwestern	3	0					
30	A	Michigan	3	0	14	H	Wisconsin	3	1					
48	A	Michigan St.	3	0	159	A	Iowa	3	0					

Non-Div. I Games:

Penn St.

Average RPI Win:		81	WON-LOST RECORD		WINNING PCT. RANK		LAST 10 GAMES		STRENGTH OF SCHEDULE		OPP. STRENGTH OF SCHEDULE		TEAM RPI		ADJ RPI		CONF. RPI		ADJ CONF. RPI				
DIV. I ONLY			28- 5		.84848 17		7- 3		10		25		5		.68695 10		4		4				
DIV. I NON-CONF.			11- 3		.78571 36		3- 1		13		37		12		.67178 12		4		4				
TOTALS		RPI 1-25		RPI 26-50				W-L RECORDS		RPI 51-100				RPI 101-150				RPI 150+					
28- 5		2- 5		7- 0				OVERALL		9- 0				8- 0				2- 0					
11- 3		0- 3		4- 0				HOME		4- 0				2- 0				1- 0					
11- 1		1- 1		2- 0				AWAY		3- 0				4- 0				1- 0					
6- 1		1- 1		1- 0				NEUTRAL		2- 0				2- 0				0- 0					
11- 3		1- 3		1- 0				NON-CONFERENCE		4- 0				4- 0				1- 0					
2- 1		0- 1		0- 0				HOME		1- 0				0- 0				1- 0					
3- 1		0- 1		0- 0				AWAY		1- 0				2- 0				0- 0					
6- 1		1- 1		1- 0				NEUTRAL		2- 0				2- 0				0- 0					
17- 2		1- 2		6- 0				CONFERENCE		5- 0				4- 0				1- 0					
9- 2		0- 2		4- 0				HOME		3- 0				2- 0				0- 0					
8- 0		1- 0		2- 0				AWAY		2- 0				2- 0				1- 0					
0- 0		0- 0		0- 0				NEUTRAL		0- 0				0- 0				0- 0					
RPI	S	Opponent		Score		RPI	S	Opponent		Score		RPI	S	Opponent		Score		RPI	S	Opponent		Score	
2	A	Minnesota		2	3	36	A	Georgia		3	1	59	N	Towson		3	2	102	N	IPFW		3	0
4	N	Stanford		2	3	36	H	Georgia		3	2	62	A	LSU		3	0	103	A	Kentucky		3	0
8	A	Tennessee		3	1	36	H	Georgia		3	0	62	H	LSU		3	0	103	H	Kentucky		3	0
8	H	Tennessee		2	3	42	A	Arkansas		3	1	67	N	Northern Iowa		3	1	104	A	Northwestern		3	0
8	H	Tennessee		2	3	42	H	Arkansas		3	1	76	H	Clemson		3	0	123	A	St. John's (N.Y.)		3	0
15	H	Texas		1	3	44	H	Alabama		3	0	77	A	South Carolina		3	0	125	N	Bowling Green		3	0
22	N	Kansas St.		3	2	45	N	Florida A&M		3	0	77	H	South Carolina		3	0	136	A	Mississippi St.		3	0
												77	H	South Carolina		3	0	149	H	Auburn		3	0
												80	A	Florida St.		3	1	171	A	Mississippi		3	0
																		192	H	South Fla.		3	0
LAST 10 GAMES																							
4	N	Stanford		2	3	36	H	Georgia		3	2	36	H	Georgia		3	2						
45	N	Florida A&M		3	0	77	H	South Carolina		3	0	77	H	South Carolina		3	0						
59	N	Towson		3	2	8	H	Tennessee		2	3	8	H	Tennessee		2	3						
123	A	St. John's (N.Y.)		3	0	77	H	South Carolina		3	0	77	H	South Carolina		3	0						
8	H	Tennessee		2	3	36	H	Georgia		3	0	36	H	Georgia		3	0						

Non-Div. I Games:

Florida

Average RPI Win:	91	WON-LOST RECORD	WINNING PCT. RANK	LAST 10 GAMES	STRENGTH OF SCHEDULE	OPP. STRENGTH OF SCHEDULE	TEAM RPI	ADJ RPI	CONF. RPI	ADJ CONF. RPI		
DIV. I ONLY		27- 7	.79412	29	8- 2	14	35	11	.66886	11	5	5
DIV. I NON-CONF.		11- 6	.64706	106	4- 1	14	19	21	.6425	21	5	6
<hr/>												
TOTALS	RPI 1-25	RPI 26-50		W-L RECORDS		RPI 51-100		RPI 101-150		RPI 150+		
27- 7	1- 5	10- 1		OVERALL		8- 1		3- 0		5- 0		
13- 1	0- 1	5- 0		HOME		5- 0		0- 0		3- 0		
12- 3	1- 3	5- 0		AWAY		3- 0		1- 0		2- 0		
2- 3	0- 1	0- 1		NEUTRAL		0- 1		2- 0		0- 0		
<hr/>												
11- 6	1- 5	2- 1		NON-CONFERENCE		2- 0		3- 0		3- 0		
5- 1	0- 1	1- 0		HOME		2- 0		0- 0		2- 0		
4- 3	1- 3	1- 0		AWAY		0- 0		1- 0		1- 0		
2- 2	0- 1	0- 1		NEUTRAL		0- 0		2- 0		0- 0		
<hr/>												
16- 1	0- 0	8- 0		CONFERENCE		6- 1		0- 0		2- 0		
8- 0	0- 0	4- 0		HOME		3- 0		0- 0		1- 0		
8- 0	0- 0	4- 0		AWAY		3- 0		0- 0		1- 0		
0- 1	0- 0	0- 0		NEUTRAL		0- 1		0- 0		0- 0		
<hr/>												
RPI S	Opponent	Score	RPI S	Opponent	Score	RPI S	Opponent	Score	RPI S	Opponent	Score	
2 A	Minnesota	2 3	36 A	Georgia	3 0	53 H	Winthrop	3 0	102 N	IPFW	3 0	
5 H	Ohio St.	0 3	36 H	Georgia	3 0	61 H	Miami (Fla.)	3 0	140 N	Middle Tenn.	3 0	
7 N	Southern California	0 3	37 N	Purdue	1 3	76 A	Clemson	3 1	147 A	Miami (Ohio)	3 0	
14 A	Wisconsin	2 3	38 A	Duke	3 0	76 N	Clemson	1 3	185 H	Tennessee Tech	3 0	
20 A	UC Santa Barb.	3 0	38 H	Duke	3 0	79 H	Xavier	3 0	187 A	Georgia St.	3 1	
23 A	Colorado St.	1 3	40 A	Maryland	3 0	80 H	Florida St.	3 1	201 H	UCF	3 0	
			40 H	Maryland	3 0	98 A	Wake Forest	3 0	209 A	North Carolina St.	3 0	
			43 A	North Carolina	3 1	98 H	Wake Forest	3 0	209 H	North Carolina St.	3 0	
			43 H	North Carolina	3 0	99 A	Virginia Tech	3 0				
			47 A	Virginia	3 0							
			47 H	Virginia	3 1							
<hr/>												
LAST 10 GAMES												
2 A	Minnesota	2 3	76 N	Clemson	1 3							
20 A	UC Santa Barb.	3 0	47 A	Virginia	3 0							
36 H	Georgia	3 0	40 A	Maryland	3 0							
53 H	Winthrop	3 0	98 H	Wake Forest	3 0							
36 A	Georgia	3 0	38 H	Duke	3 0							

Non-Div. I Games:

Georgia Tech

Average RPI Win:	102	WON-LOST RECORD	WINNING PCT. RANK	LAST 10 GAMES	STRENGTH OF SCHEDULE	OPP. STRENGTH OF SCHEDULE	TEAM RPI	ADJ RPI	CONF. RPI	ADJ CONF. RPI					
DIV. I ONLY		25- 4	.86207	14	8- 2	38	45	12	.65771	12	6	6			
DIV. I NON-CONF.		13- 2	.86667	13	2- 1	20	41	8	.68673	8	6	5			
<hr/>															
TOTALS	RPI 1-25	RPI 26-50		W-L RECORDS		RPI 51-100		RPI 101-150		RPI 150+					
25- 4	2- 3	4- 1		OVERALL		7- 0		6- 0		6- 0					
9- 1	1- 1	1- 0		HOME		2- 0		2- 0		3- 0					
11- 3	0- 2	3- 1		AWAY		4- 0		2- 0		2- 0					
5- 0	1- 0	0- 0		NEUTRAL		1- 0		2- 0		1- 0					
<hr/>															
13- 2	2- 1	2- 1		NON-CONFERENCE		3- 0		4- 0		2- 0					
3- 0	1- 0	0- 0		HOME		0- 0		1- 0		1- 0					
5- 2	0- 1	2- 1		AWAY		2- 0		1- 0		0- 0					
5- 0	1- 0	0- 0		NEUTRAL		1- 0		2- 0		1- 0					
<hr/>															
12- 2	0- 2	2- 0		CONFERENCE		4- 0		2- 0		4- 0					
6- 1	0- 1	1- 0		HOME		2- 0		1- 0		2- 0					
6- 1	0- 1	1- 0		AWAY		2- 0		1- 0		2- 0					
0- 0	0- 0	0- 0		NEUTRAL		0- 0		0- 0		0- 0					
<hr/>															
RPI S	Opponent	Score		RPI S	Opponent	Score		RPI S	Opponent	Score		RPI S	Opponent	Score	
4 H	Stanford	3	1	29 A	Santa Clara	3	1	56 A	Loyola Marymount	3	1	107 H	San Jose St.	3	1
4 N	Stanford	3	2	29 H	Santa Clara	3	1	56 H	Loyola Marymount	3	1	111 A	Oregon St.	3	2
6 A	Washington	0	3	31 A	Utah	1	3	60 A	Pepperdine	3	0	134 A	San Francisco	3	1
13 A	San Diego	0	3	32 A	California	3	2	60 H	Pepperdine	3	1	134 H	San Francisco	3	0
13 H	San Diego	1	3	35 A	Nevada	3	0	82 A	Sacramento St.	3	2	135 N	Utah St.	3	0
								82 N	Sacramento St.	3	1	149 N	Auburn	3	0
								87 A	Brigham Young	3	2	162 N	Oral Roberts	3	2
												173 H	UC Riverside	3	0
												186 A	Portland	3	0
												186 H	Portland	3	0
												230 A	Gonzaga	3	0
												230 H	Gonzaga	3	0
<hr/>															
				LAST 10 GAMES											
				6 A Washington				0	3	29 A Santa Clara				3	1
				32 A California				3	2	230 H Gonzaga				3	0
				82 N Sacramento St.				3	1	186 H Portland				3	0
				134 A San Francisco				3	1	56 A Loyola Marymount				3	1
				13 A San Diego				0	3	60 A Pepperdine				3	0

Non-Div. I Games:

St. Mary's (Cal.)

Average RPI Win:	94	WON-LOST RECORD	WINNING PCT. RANK	LAST 10 GAMES	STRENGTH OF SCHEDULE	OPP. STRENGTH OF SCHEDULE	TEAM RPI	ADJ RPI	CONF. RPI	ADJ CONF. RPI		
DIV. I ONLY		24- 5	.82759	22	9- 1	45	26	13	.65462	13	6	6
DIV. I NON-CONF.		10- 5	.66667	87	3- 1	32	10	32	.62757	29	6	5
<hr/>												
TOTALS	RPI 1-25	RPI 26-50		W-L RECORDS		RPI 51-100		RPI 101-150		RPI 150+		
24- 5	2- 2	7- 2		OVERALL		6- 0		3- 1		6- 0		
12- 1	1- 0	3- 0		HOME		3- 0		2- 1		3- 0		
8- 3	1- 1	1- 2		AWAY		2- 0		1- 0		3- 0		
4- 1	0- 1	3- 0		NEUTRAL		1- 0		0- 0		0- 0		
10- 5	0- 2	5- 2		NON-CONFERENCE		2- 0		1- 1		2- 0		
5- 1	0- 0	2- 0		HOME		1- 0		1- 1		1- 0		
1- 3	0- 1	0- 2		AWAY		0- 0		0- 0		1- 0		
4- 1	0- 1	3- 0		NEUTRAL		1- 0		0- 0		0- 0		
14- 0	2- 0	2- 0		CONFERENCE		4- 0		2- 0		4- 0		
7- 0	1- 0	1- 0		HOME		2- 0		1- 0		2- 0		
7- 0	1- 0	1- 0		AWAY		2- 0		1- 0		2- 0		
0- 0	0- 0	0- 0		NEUTRAL		0- 0		0- 0		0- 0		
RPI S	Opponent	Score	RPI S	Opponent	Score	RPI S	Opponent	Score	RPI S	Opponent	Score	
3 A	Hawaii	2 3	27 H	Arizona	3 2	56 A	Loyola Marymount	3 2	111 H	Oregon St.	2 3	
7 N	Southern California	1 3	27 N	Arizona	3 0	56 H	Loyola Marymount	3 0	119 H	Penn	3 0	
12 A	St. Mary's (Cal.)	3 1	28 A	Long Beach St.	1 3	60 A	Pepperdine	3 2	134 A	San Francisco	3 1	
12 H	St. Mary's (Cal.)	3 0	29 A	Santa Clara	3 1	60 H	Pepperdine	3 1	134 H	San Francisco	3 1	
			29 H	Santa Clara	3 1	75 N	Eastern Wash.	3 2	186 A	Portland	3 0	
			35 H	Nevada	3 0	81 H	New Mexico St.	3 0	186 H	Portland	3 0	
			39 N	Pittsburgh	3 0				203 A	San Diego St.	3 0	
			43 N	North Carolina	3 0				203 H	San Diego St.	3 0	
			49 A	Colorado	2 3				230 A	Gonzaga	3 0	
									230 H	Gonzaga	3 0	
<hr/>												
LAST 10 GAMES												
7 N	Southern California	1 3	56 A	Loyola Marymount	3 2							
27 H	Arizona	3 2	12 H	St. Mary's (Cal.)	3 0							
81 H	New Mexico St.	3 0	134 H	San Francisco	3 1							
203 H	San Diego St.	3 0	29 A	Santa Clara	3 1							
60 A	Pepperdine	3 2	186 A	Portland	3 0							

Non-Div. I Games:

San Diego

Average RPI Win:	81	WON-LOST RECORD	WINNING PCT. RANK	LAST 10 GAMES	STRENGTH OF SCHEDULE	OPP. STRENGTH OF SCHEDULE	TEAM RPI	ADJ RPI	CONF. RPI	ADJ CONF. RPI					
DIV. I ONLY		22- 10	.6875	67	6- 4	11	4	17	.65368	14	1	1			
DIV. I NON-CONF.		9- 3	.75	49	3- 1	8	18	10	.68439	9	1	1			
<hr/>															
TOTALS	RPI 1-25	RPI 26-50		W-L RECORDS		RPI 51-100		RPI 101-150		RPI 150+					
22- 10	5- 8	6- 1		OVERALL		3- 1		2- 0		6- 0					
14- 3	4- 3	4- 0		HOME		3- 0		1- 0		2- 0					
5- 6	0- 4	2- 1		AWAY		0- 1		1- 0		2- 0					
3- 1	1- 1	0- 0		NEUTRAL		0- 0		0- 0		2- 0					
9- 3	3- 2	1- 0		NON-CONFERENCE		3- 1		0- 0		2- 0					
6- 1	2- 1	1- 0		HOME		3- 0		0- 0		0- 0					
0- 1	0- 0	0- 0		AWAY		0- 1		0- 0		0- 0					
3- 1	1- 1	0- 0		NEUTRAL		0- 0		0- 0		2- 0					
13- 7	2- 6	5- 1		CONFERENCE		0- 0		2- 0		4- 0					
8- 2	2- 2	3- 0		HOME		0- 0		1- 0		2- 0					
5- 5	0- 4	2- 1		AWAY		0- 0		1- 0		2- 0					
0- 0	0- 0	0- 0		NEUTRAL		0- 0		0- 0		0- 0					
RPI	S	Opponent	Score	RPI	S	Opponent	Score	RPI	S	Opponent	Score				
2	A	Minnesota	0 3	30	A	Michigan	3 1	54	A	Kansas	1 3	104	A	Northwestern	3 0
2	H	Minnesota	3 2	30	H	Michigan	3 0	68	H	Cincinnati	3 0	104	H	Northwestern	3 0
3	N	Hawaii	3 2	37	A	Purdue	1 3	72	H	Marshall	3 0	156	A	Indiana	3 1
4	N	Stanford	0 3	37	H	Purdue	3 1	97	H	Loyola (Ill.)	3 0	156	H	Indiana	3 2
5	A	Ohio St.	0 3	47	H	Virginia	3 0					159	A	Iowa	3 0
5	H	Ohio St.	1 3	48	A	Michigan St.	3 0					159	H	Iowa	3 0
9	A	Penn St.	1 3	48	H	Michigan St.	3 1					193	N	Denver	3 0
9	H	Penn St.	0 3									210	N	Rhode Island	3 1
11	H	Georgia Tech	3 2												
16	H	Notre Dame	3 0												
24	H	Missouri	1 3												
25	A	Illinois	0 3												
25	H	Illinois	3 1												
<hr/>															
LAST 10 GAMES															
4	N	Stanford	0 3	37	A	Purdue	1 3								
3	N	Hawaii	3 2	48	H	Michigan St.	3 1								
16	H	Notre Dame	3 0	30	H	Michigan	3 0								
97	H	Loyola (Ill.)	3 0	5	A	Ohio St.	0 3								
156	A	Indiana	3 1	9	A	Penn St.	1 3								

Non-Div. I Games:

Wisconsin

Average RPI Win:	91	WON-LOST RECORD	WINNING PCT. RANK	LAST 10 GAMES	STRENGTH OF SCHEDULE	OPP. STRENGTH OF SCHEDULE	TEAM RPI	ADJ RPI	CONF. RPI	ADJ CONF. RPI	
DIV. I ONLY		19- 9	.67857 69	6- 4	6	31	19	.64443 17	3	3	
DIV. I NON-CONF.		5- 3	.625 117	1- 1	2	57	9	.67976 10	3	3	
<hr/>											
TOTALS	RPI 1-25	RPI 26-50		W-L RECORDS	RPI 51-100		RPI 101-150		RPI 150+		
19- 9	3- 8	4- 0		OVERALL	2- 1		8- 0		2- 0		
12- 2	3- 2	2- 0		HOME	1- 0		5- 0		1- 0		
6- 6	0- 5	2- 0		AWAY	0- 1		3- 0		1- 0		
1- 1	0- 1	0- 0		NEUTRAL	1- 0		0- 0		0- 0		
<hr/>											
5- 3	0- 3	2- 0		NON-CONFERENCE	1- 0		2- 0		0- 0		
3- 1	0- 1	1- 0		HOME	0- 0		2- 0		0- 0		
1- 1	0- 1	1- 0		AWAY	0- 0		0- 0		0- 0		
1- 1	0- 1	0- 0		NEUTRAL	1- 0		0- 0		0- 0		
<hr/>											
14- 6	3- 5	2- 0		CONFERENCE	1- 1		6- 0		2- 0		
9- 1	3- 1	1- 0		HOME	1- 0		3- 0		1- 0		
5- 5	0- 4	1- 0		AWAY	0- 1		3- 0		1- 0		
0- 0	0- 0	0- 0		NEUTRAL	0- 0		0- 0		0- 0		
<hr/>											
RPI S	Opponent	Score	RPI S	Opponent	Score	RPI S	Opponent	Score	RPI S	Opponent	Score
1 A	Nebraska	0 3	32 A	California	3 0	53 N	Winthrop	3 0	121 A	Texas Tech	3 2
1 H	Nebraska	0 3	34 H	Texas St.	3 0	54 A	Kansas	0 3	121 H	Texas Tech	3 2
8 A	Tennessee	1 3	49 A	Colorado	3 1	54 H	Kansas	3 1	122 H	Ga. Southern	3 0
15 A	Texas	2 3	49 H	Colorado	3 0				127 A	Oklahoma	3 1
15 H	Texas	3 1							127 H	Oklahoma	3 0
20 N	UC Santa Barb.	0 3							128 H	McNeese St.	3 0
21 H	UCLA	0 3							150 A	Baylor	3 0
22 A	Kansas St.	0 3							150 H	Baylor	3 0
22 H	Kansas St.	3 1							179 A	Iowa St.	3 1
24 A	Missouri	1 3							179 H	Iowa St.	3 0
24 H	Missouri	3 1									
<hr/>											
LAST 10 GAMES											
8 A	Tennessee	1 3	179 H	Iowa St.	3 0						
53 N	Winthrop	3 0	15 A	Texas	2 3						
1 H	Nebraska	0 3	49 H	Colorado	3 0						
22 H	Kansas St.	3 1	150 A	Baylor	3 0						
54 A	Kansas	0 3	127 A	Oklahoma	3 1						

Non-Div. I Games:

Texas A&M

Louisville

Through Games Of 2004 final RPI

Average RPI Win:		132	WON-LOST RECORD		WINNING PCT. RANK		LAST 10 GAMES		STRENGTH OF SCHEDULE		OPP. STRENGTH OF SCHEDULE		TEAM RPI		ADJ RPI		CONF. RPI		ADJ CONF. RPI				
DIV. I ONLY			30- 3		.90909		4		9- 1		89		67		18		.642		18				
DIV. I NON-CONF.			14- 3		.82353		22		4- 1		82		22		28		.62874		28				
TOTALS		RPI 1-25		RPI 26-50		W-L RECORDS		RPI 51-100		RPI 101-150		RPI 150+											
30- 3		2- 2		4- 1		OVERALL		5- 0		7- 0		12- 0											
16- 0		0- 0		3- 0		HOME		2- 0		4- 0		7- 0											
9- 2		1- 1		1- 1		AWAY		1- 0		3- 0		3- 0											
5- 1		1- 1		0- 0		NEUTRAL		2- 0		0- 0		2- 0											
14- 3		2- 2		2- 1		NON-CONFERENCE		3- 0		2- 0		5- 0											
6- 0		0- 0		2- 0		HOME		1- 0		1- 0		2- 0											
3- 2		1- 1		0- 1		AWAY		0- 0		1- 0		1- 0											
5- 1		1- 1		0- 0		NEUTRAL		2- 0		0- 0		2- 0											
16- 0		0- 0		2- 0		CONFERENCE		2- 0		5- 0		7- 0											
10- 0		0- 0		1- 0		HOME		1- 0		3- 0		5- 0											
6- 0		0- 0		1- 0		AWAY		1- 0		2- 0		2- 0											
0- 0		0- 0		0- 0		NEUTRAL		0- 0		0- 0		0- 0											
RPI	S	Opponent		Score		RPI	S	Opponent		Score		RPI	S	Opponent		Score		RPI	S	Opponent		Score	
1	N	Nebraska		0	3	27	A	Arizona		1	3	60	N	Pepperdine		3	1	101	H	Memphis		3	0
8	A	Tennessee		1	3	39	H	Pittsburgh		3	0	68	H	Cincinnati		3	0	101	H	Memphis		3	0
24	A	Missouri		3	1	41	A	Marquette		3	0	74	A	TCU		3	0	103	A	Kentucky		3	0
25	N	Illinois		3	1	41	H	Marquette		3	0	79	H	Xavier		3	0	132	A	Houston		3	0
						47	H	Virginia		3	1	98	N	Wake Forest		3	2	132	H	Houston		3	0
																		138	A	Tulane		3	0
																		146	H	Jacksonville St.		3	1
																		151	H	Charlotte		3	0
																		152	H	St. Louis		3	0
																		168	N	Nicholls St.		3	1
																		175	A	DePaul		3	1
																		192	H	South Fla.		3	0
																		200	A	Southern Miss.		3	0
																		215	H	East Caro.		3	0
																		226	H	Morehead St.		3	0
																		226	N	Morehead St.		3	0
																		249	A	Wright St.		3	0
																		260	H	Loyola (Md.)		3	0
																		284	H	UAB		3	0
LAST 10 GAMES																							
1	N	Nebraska		0	3	101	H	Memphis		3	0												
24	A	Missouri		3	1	132	H	Houston		3	0												
25	N	Illinois		3	1	68	H	Cincinnati		3	0												
39	H	Pittsburgh		3	0	103	A	Kentucky		3	0												
41	H	Marquette		3	0	151	H	Charlotte		3	0												

Non-Div. I Games:

Louisville

Average RPI Win: 133		WON-LOST RECORD		WINNING PCT. RANK		LAST 10 GAMES		STRENGTH OF SCHEDULE		OPP. STRENGTH OF SCHEDULE		TEAM RPI		ADJ RPI		CONF. RPI		ADJ CONF. RPI	
DIV. I ONLY		29- 3		.90625 5		9- 1		76		79		16		.63887 19		11		11	
DIV. I NON-CONF.		10- 3		.76923 44		2- 1		57		53		29		.62685 30		12		12	
TOTALS		RPI 1-25		RPI 26-50		W-L RECORDS		RPI 51-100		RPI 101-150		RPI 150+							
29- 3		0- 2		3- 1		OVERALL		8- 0		6- 0		12- 0							
9- 0		0- 0		1- 0		HOME		3- 0		2- 0		3- 0							
10- 3		0- 2		0- 1		AWAY		2- 0		3- 0		5- 0							
10- 0		0- 0		2- 0		NEUTRAL		3- 0		1- 0		4- 0							
10- 3		0- 2		2- 1		NON-CONFERENCE		3- 0		1- 0		4- 0							
1- 0		0- 0		0- 0		HOME		1- 0		0- 0		0- 0							
2- 3		0- 2		0- 1		AWAY		1- 0		0- 0		1- 0							
7- 0		0- 0		2- 0		NEUTRAL		1- 0		1- 0		3- 0							
19- 0		0- 0		1- 0		CONFERENCE		5- 0		5- 0		8- 0							
8- 0		0- 0		1- 0		HOME		2- 0		2- 0		3- 0							
8- 0		0- 0		0- 0		AWAY		1- 0		3- 0		4- 0							
3- 0		0- 0		0- 0		NEUTRAL		2- 0		0- 0		1- 0							
RPI S	Opponent	Score		RPI S	Opponent	Score		RPI S	Opponent	Score		RPI S	Opponent	Score					
5 A	Ohio St.	0	3	39 N	Pittsburgh	3	0	51 H	Western Mich.	3	0	123 N	St. John's (N.Y.)	3	0				
23 A	Colorado St.	1	3	45 N	Florida A&M	3	0	51 N	Western Mich.	3	2	125 A	Bowling Green	3	0				
				46 H	Ball St.	3	0	60 N	Pepperdine	3	1	141 A	Northern Ill.	3	0				
				48 A	Michigan St.	0	3	68 A	Cincinnati	3	1	147 A	Miami (Ohio)	3	0				
								72 A	Marshall	3	0	147 H	Miami (Ohio)	3	1				
								72 H	Marshall	3	0	148 H	Eastern Mich.	3	0				
								72 N	Marshall	3	0	155 A	Kent St.	3	0				
								99 H	Virginia Tech	3	0	155 H	Kent St.	3	0				
												155 N	Kent St.	3	0				
												169 A	Toledo	3	0				
												177 N	Jacksonville	3	0				
												196 H	Akron	3	0				
												200 N	Southern Miss.	3	0				
												213 A	Furman	3	0				
												225 A	Buffalo	3	0				
												225 H	Buffalo	3	0				
												237 A	Central Mich.	3	0				
												253 N	Mercer	3	0				
				LAST 10 GAMES															
5 A	Ohio St.	0	3	155 N	Kent St.	3	0												
39 N	Pittsburgh	3	0	72 H	Marshall	3	0												
68 A	Cincinnati	3	1	196 H	Akron	3	0												
72 N	Marshall	3	0	148 H	Eastern Mich.	3	0												
51 N	Western Mich.	3	2	141 A	Northern Ill.	3	0												

Non-Div. I Games:

Ohio

Average RPI Win:	112	WON-LOST RECORD	WINNING PCT. RANK	LAST 10 GAMES	STRENGTH OF SCHEDULE	OPP. STRENGTH OF SCHEDULE	TEAM RPI	ADJ RPI	CONF. RPI	ADJ CONF. RPI				
DIV. I ONLY		24- 4	.85714	15	9- 1	85	50	20	.63784	20	9	9		
DIV. I NON-CONF.		8- 2	.8	29	3- 1	96	13	36	.62173	33	7	7		
<hr/>														
TOTALS	RPI 1-25	RPI 26-50		W-L RECORDS		RPI 51-100		RPI 101-150		RPI 150+				
24- 4	1- 1	4- 0		OVERALL		7- 3		6- 0		6- 0				
9- 3	0- 1	1- 0		HOME		4- 2		2- 0		2- 0				
11- 1	0- 0	2- 0		AWAY		3- 1		2- 0		4- 0				
4- 0	1- 0	1- 0		NEUTRAL		0- 0		2- 0		0- 0				
<hr/>														
8- 2	1- 1	2- 0		NON-CONFERENCE		1- 1		2- 0		2- 0				
1- 2	0- 1	0- 0		HOME		1- 1		0- 0		0- 0				
3- 0	0- 0	1- 0		AWAY		0- 0		0- 0		2- 0				
4- 0	1- 0	1- 0		NEUTRAL		0- 0		2- 0		0- 0				
<hr/>														
16- 2	0- 0	2- 0		CONFERENCE		6- 2		4- 0		4- 0				
8- 1	0- 0	1- 0		HOME		3- 1		2- 0		2- 0				
8- 1	0- 0	1- 0		AWAY		3- 1		2- 0		2- 0				
0- 0	0- 0	0- 0		NEUTRAL		0- 0		0- 0		0- 0				
<hr/>														
RPI	S	Opponent	Score		RPI	S	Opponent	Score		RPI	S	Opponent	Score	
11	H	Georgia Tech	0	3	26	N	Wichita St.	3	1	56	H	Loyola Marymount	1	3
17	N	Texas A&M	3	0	28	A	Long Beach St.	3	1	58	A	UC Irvine	3	1
					28	H	Long Beach St.	3	1	58	H	UC Irvine	3	0
					32	A	California	3	0	60	H	Pepperdine	3	0
										64	A	Pacific	3	1
										64	H	Pacific	0	3
										83	A	Cal St. Northridge	3	0
										83	H	Cal St. Northridge	3	0
										92	A	Idaho	2	3
										92	H	Idaho	3	1

Non-Div. I Games:

UC Santa Barb.

U
C
L
A

UCLA				Through Games Of 2004 final RPI											
Average RPI Win:		105	WON-LOST RECORD	WINNING PCT. RANK	LAST 10 GAMES	STRENGTH OF SCHEDULE	OPP. STRENGTH OF SCHEDULE	TEAM RPI	ADJ RPI	CONF. RPI	ADJ CONF. RPI				
Average RPI Loss:		15													
DIV. I ONLY			21- 11	.65625	81	7- 3	19	13	23	.63041	21	2	2		
DIV. I NON-CONF.			10- 3	.76923	44	3- 0	23	16	18	.66623	16	2	2		
TOTALS		RPI 1-25	RPI 26-50		W-L RECORDS		RPI 51-100		RPI 101-150		RPI 150+				
21- 11	2- 8		5- 2	OVERALL		4- 1		2- 0		8- 0					
7- 5	0- 3		2- 1	HOME		1- 1		1- 0		3- 0					
9- 6	1- 5		2- 1	AWAY		2- 0		1- 0		3- 0					
5- 0	1- 0		1- 0	NEUTRAL		1- 0		0- 0		2- 0					
10- 3	2- 1		2- 1	NON-CONFERENCE		4- 1		0- 0		2- 0					
2- 1	0- 0		1- 0	HOME		1- 1		0- 0		0- 0					
3- 2	1- 1		0- 1	AWAY		2- 0		0- 0		0- 0					
5- 0	1- 0		1- 0	NEUTRAL		1- 0		0- 0		2- 0					
11- 8	0- 7		3- 1	CONFERENCE		0- 0		2- 0		6- 0					
5- 4	0- 3		1- 1	HOME		0- 0		1- 0		3- 0					
6- 4	0- 4		2- 0	AWAY		0- 0		1- 0		3- 0					
0- 0	0- 0		0- 0	NEUTRAL		0- 0		0- 0		0- 0					
RPI	S	Opponent	Score	RPI	S	Opponent	Score	RPI	S	Opponent	Score	RPI	S	Opponent	Score
3	A	Hawaii	2 3	27	A	Arizona	3 1	56	H	Loyola Marymount	3 1	111	A	Oregon St.	3 2
4	A	Stanford	2 3	27	H	Arizona	0 3	60	H	Pepperdine	2 3	111	H	Oregon St.	3 0
4	H	Stanford	1 3	28	H	Long Beach St.	3 0	66	N	Southwest Mo. St.	3 0	153	A	Arizona St.	3 0
6	A	Washington	1 3	29	N	Santa Clara	3 0	83	A	Cal St. Northridge	3 1	153	H	Arizona St.	3 0
6	A	Washington	2 3	31	A	Utah	2 3	87	A	Brigham Young	3 1	161	A	Oregon	3 0
6	H	Washington	1 3	32	A	California	3 2					161	H	Oregon	3 0
7	A	Southern California	0 3	32	H	California	3 0					199	A	Washington St.	3 0
7	H	Southern California	2 3									199	H	Washington St.	3 0
9	N	Penn St.	3 1									200	N	Southern Miss.	3 0
17	A	Texas A&M	3 0									282	N	Samford	3 0
				LAST 10 GAMES											
				6 A Washington 2 3								199 A Washington St. 3 0			
				9 N Penn St. 3 1								161 H Oregon 3 0			
				28 H Long Beach St. 3 0								111 H Oregon St. 3 0			
				56 H Loyola Marymount 3 1								7 H Southern California 2 3			
				6 A Washington 1 3								32 A California 3 2			

U
C
L
A

Non-Div. I Games:

UCLA

Average RPI Win:		97	WON-LOST RECORD		WINNING PCT. RANK	LAST 10 GAMES		STRENGTH OF SCHEDULE		OPP. STRENGTH OF SCHEDULE	TEAM RPI	ADJ RPI	CONF. RPI	ADJ CONF. RPI
Average RPI Loss:		25	20- 11		.64516 88	6- 4		20		15	26	.62618 22	3	3
DIV. I ONLY			7- 4		.63636 114	1- 1		19		6	27	.6348 25	3	3
DIV. I NON-CONF.														
TOTALS		RPI 1-25		RPI 26-50		W-L RECORDS		RPI 51-100		RPI 101-150		RPI 150+		
20- 11		3- 8		3- 2		OVERALL		4- 0		6- 1		4- 0		
10- 3		2- 2		2- 0		HOME		1- 0		2- 1		3- 0		
7- 6		1- 5		0- 1		AWAY		1- 0		4- 0		1- 0		
3- 2		0- 1		1- 1		NEUTRAL		2- 0		0- 0		0- 0		
7- 4		0- 3		2- 1		NON-CONFERENCE		2- 0		1- 0		2- 0		
3- 0		0- 0		1- 0		HOME		0- 0		0- 0		2- 0		
1- 2		0- 2		0- 0		AWAY		0- 0		1- 0		0- 0		
3- 2		0- 1		1- 1		NEUTRAL		2- 0		0- 0		0- 0		
13- 7		3- 5		1- 1		CONFERENCE		2- 0		5- 1		2- 0		
7- 3		2- 2		1- 0		HOME		1- 0		2- 1		1- 0		
6- 4		1- 3		0- 1		AWAY		1- 0		3- 0		1- 0		
0- 0		0- 0		0- 0		NEUTRAL		0- 0		0- 0		0- 0		
RPI	S	Opponent	Score		RPI	S	Opponent	Score		RPI	S	Opponent	Score	
1	A	Nebraska	0	3	26	H	Wichita St.	3	1	54	A	Kansas	3	2
1	H	Nebraska	1	3	32	N	California	0	3	54	H	Kansas	3	0
2	A	Minnesota	2	3	40	N	Maryland	3	0	67	N	Northern Iowa	3	0
7	A	Southern California	0	3	49	A	Colorado	0	3	83	N	Cal St. Northridge	3	0
10	N	Florida	2	3	49	H	Colorado	3	1					
15	A	Texas	0	3										
15	H	Texas	0	3										
17	A	Texas A&M	1	3										
17	H	Texas A&M	3	0										
24	A	Missouri	3	0										
24	H	Missouri	3	0										
LAST 10 GAMES														
7	A	Southern California	0	3	127	H	Oklahoma	3	0					
83	N	Cal St. Northridge	3	0	150	A	Baylor	3	2					
24	H	Missouri	3	0	49	H	Colorado	3	1					
17	A	Texas A&M	1	3	1	A	Nebraska	0	3					
121	H	Texas Tech	2	3	179	A	Iowa St.	3	1					

Non-Div. I Games:

Kansas St.

Average RPI Win:		138	WON-LOST RECORD		WINNING PCT. RANK		LAST 10 GAMES		STRENGTH OF SCHEDULE		OPP. STRENGTH OF SCHEDULE		TEAM RPI		ADJ RPI		CONF. RPI		ADJ CONF. RPI	
DIV. I ONLY			26- 4		.86667 13		8- 2		118		57		22		.62546 23		12		10	
DIV. I NON-CONF.			10- 3		.76923 44		1- 2		89		8		38		.6158 36		10		10	
TOTALS		RPI 1-25		RPI 26-50		W-L RECORDS		RPI 51-100		RPI 101-150		RPI 150+								
26- 4		2- 2		3- 2		OVERALL		5- 0		2- 0		14- 0								
16- 3		2- 1		1- 2		HOME		4- 0		1- 0		8- 0								
10- 1		0- 1		2- 0		AWAY		1- 0		1- 0		6- 0								
0- 0		0- 0		0- 0		NEUTRAL		0- 0		0- 0		0- 0								
10- 3		2- 2		1- 1		NON-CONFERENCE		2- 0		0- 0		5- 0								
7- 2		2- 1		0- 1		HOME		2- 0		0- 0		3- 0								
3- 1		0- 1		1- 0		AWAY		0- 0		0- 0		2- 0								
0- 0		0- 0		0- 0		NEUTRAL		0- 0		0- 0		0- 0								
16- 1		0- 0		2- 1		CONFERENCE		3- 0		2- 0		9- 0								
9- 1		0- 0		1- 1		HOME		2- 0		1- 0		5- 0								
7- 0		0- 0		1- 0		AWAY		1- 0		1- 0		4- 0								
0- 0		0- 0		0- 0		NEUTRAL		0- 0		0- 0		0- 0								
RPI	S	Opponent		Score		RPI	S	Opponent		Score		RPI	S	Opponent		Score				
1	A	Nebraska		0	3	31	A	Utah		3	0	60	H	Pepperdine		3	1			
2	H	Minnesota		1	3	31	H	Utah		1	3	87	A	Brigham Young		3	2			
11	H	Georgia Tech		3	1	31	H	Utah		3	0	87	H	Brigham Young		3	1			
19	H	Ohio		3	1	37	H	Purdue		2	3	87	H	Brigham Young		3	0			
						49	A	Colorado		3	0	92	H	Idaho		3	0			
						LAST 10 GAMES														
						37	H	Purdue		2	3	31	A	Utah		3	0			
						92	H	Idaho		3	0	87	A	Brigham Young		3	2			
						31	H	Utah		3	0	1	A	Nebraska		0	3			
						87	H	Brigham Young		3	1	163	A	Wyoming		3	0			
						182	H	New Mexico		3	0	116	H	UNLV		3	0			

Non-Div. I Games:

Colorado St.

Average RPI Win:		98	WON-LOST RECORD		WINNING PCT. RANK	LAST 10 GAMES	STRENGTH OF SCHEDULE		OPP. STRENGTH OF SCHEDULE	TEAM RPI	ADJ RPI	CONF. RPI	ADJ CONF. RPI
Average RPI Loss:		25	20- 9		.68966 66	7- 3	29		22	24	.62288 24	3	3
DIV. I ONLY			6- 3		.66667 87	1- 1	33		42	37	.61521 38	3	3
DIV. I NON-CONF.													
TOTALS		RPI 1-25	RPI 26-50		W-L RECORDS		RPI 51-100		RPI 101-150		RPI 150+		
20- 9		3- 7	3- 1		OVERALL		4- 1		7- 0		3- 0		
13- 4		2- 3	2- 0		HOME		3- 1		4- 0		2- 0		
7- 4		1- 4	1- 0		AWAY		1- 0		3- 0		1- 0		
0- 1		0- 0	0- 1		NEUTRAL		0- 0		0- 0		0- 0		
6- 3		1- 1	1- 1		NON-CONFERENCE		2- 1		1- 0		1- 0		
5- 2		0- 1	1- 0		HOME		2- 1		1- 0		1- 0		
1- 0		1- 0	0- 0		AWAY		0- 0		0- 0		0- 0		
0- 1		0- 0	0- 1		NEUTRAL		0- 0		0- 0		0- 0		
14- 6		2- 6	2- 0		CONFERENCE		2- 0		6- 0		2- 0		
8- 2		2- 2	1- 0		HOME		1- 0		3- 0		1- 0		
6- 4		0- 4	1- 0		AWAY		1- 0		3- 0		1- 0		
0- 0		0- 0	0- 0		NEUTRAL		0- 0		0- 0		0- 0		
RPI S	Opponent	Score	RPI S	Opponent	Score	RPI S	Opponent	Score	RPI S	Opponent	Score		
1 A	Nebraska	0 3	37 N	Purdue	2 3	54 A	Kansas	3 2	121 A	Texas Tech	3 1		
1 H	Nebraska	0 3	42 H	Arkansas	3 1	54 H	Kansas	3 0	121 H	Texas Tech	3 1		
14 A	Wisconsin	3 1	49 A	Colorado	3 0	92 H	Idaho	3 1	127 A	Oklahoma	3 0		
15 A	Texas	0 3	49 H	Colorado	3 0	94 H	Arkansas St.	3 1	127 H	Oklahoma	3 0		
15 H	Texas	3 1				95 H	Creighton	1 3	136 H	Mississippi St.	3 0		
17 A	Texas A&M	1 3							150 A	Baylor	3 0		
17 H	Texas A&M	3 1							150 H	Baylor	3 1		
18 H	Louisville	1 3							179 A	Iowa St.	3 0		
22 A	Kansas St.	0 3							179 H	Iowa St.	3 0		
22 H	Kansas St.	0 3							190 H	Southeast Mo. St.	3 0		
LAST 10 GAMES													
18 H	Louisville	1 3	1 H	Nebraska	0 3								
42 H	Arkansas	3 1	15 H	Texas	3 1								
22 A	Kansas St.	0 3	179 A	Iowa St.	3 0								
127 H	Oklahoma	3 0	121 A	Texas Tech	3 1								
150 A	Baylor	3 0	54 H	Kansas	3 0								

Non-Div. I Games:

Missouri

Average RPI Win:		86	WON-LOST RECORD		WINNING PCT. RANK	LAST 10 GAMES	STRENGTH OF SCHEDULE		OPP. STRENGTH OF SCHEDULE	TEAM RPI	ADJ RPI	CONF. RPI	ADJ CONF. RPI
Average RPI Loss:		25											
DIV. I ONLY		19- 11			.63333 94	5- 5	28		2	28	.62169 25	1	1
DIV. I NON-CONF.		8- 2			.8 29	0- 1	31		17	19	.6572 19	1	1
TOTALS		RPI 1-25	RPI 26-50		W-L RECORDS		RPI 51-100		RPI 101-150		RPI 150+		
19- 11		3- 7	5- 3		OVERALL		2- 1		5- 0		4- 0		
10- 3		3- 2	2- 1		HOME		1- 0		2- 0		2- 0		
6- 7		0- 4	2- 2		AWAY		0- 1		2- 0		2- 0		
3- 1		0- 1	1- 0		NEUTRAL		1- 0		1- 0		0- 0		
8- 2		1- 1	2- 0		NON-CONFERENCE		2- 1		3- 0		0- 0		
3- 0		1- 0	0- 0		HOME		1- 0		1- 0		0- 0		
2- 1		0- 0	1- 0		AWAY		0- 1		1- 0		0- 0		
3- 1		0- 1	1- 0		NEUTRAL		1- 0		1- 0		0- 0		
11- 9		2- 6	3- 3		CONFERENCE		0- 0		2- 0		4- 0		
7- 3		2- 2	2- 1		HOME		0- 0		1- 0		2- 0		
4- 6		0- 4	1- 2		AWAY		0- 0		1- 0		2- 0		
0- 0		0- 0	0- 0		NEUTRAL		0- 0		0- 0		0- 0		
RPI S	Opponent	Score	RPI S	Opponent	Score	RPI S	Opponent	Score	RPI S	Opponent	Score		
2 A	Minnesota	1 3	30 A	Michigan	3 1	70 H	Illinois St.	3 0	104 A	Northwestern	3 0		
2 H	Minnesota	0 3	30 H	Michigan	3 2	74 N	TCU	3 1	104 H	Northwestern	3 1		
5 A	Ohio St.	2 3	37 A	Purdue	2 3	97 A	Loyola (Ill.)	2 3	132 N	Houston	3 0		
5 H	Ohio St.	3 0	37 H	Purdue	1 3				147 A	Miami (Ohio)	3 0		
7 H	Southern California	3 2	42 A	Arkansas	3 1				147 H	Miami (Ohio)	3 0		
9 A	Penn St.	0 3	46 N	Ball St.	3 1				156 A	Indiana	3 0		
9 H	Penn St.	1 3	48 A	Michigan St.	1 3				156 H	Indiana	3 0		
14 A	Wisconsin	1 3	48 H	Michigan St.	3 0				159 A	Iowa	3 0		
14 H	Wisconsin	3 0							159 H	Iowa	3 0		
18 N	Louisville	1 3											
LAST 10 GAMES													
18 N	Louisville	1 3	37 A	Purdue	2 3								
159 H	Iowa	3 0	156 A	Indiana	3 0								
2 H	Minnesota	0 3	104 H	Northwestern	3 1								
9 A	Penn St.	0 3	14 H	Wisconsin	3 0								
5 A	Ohio St.	2 3	30 A	Michigan	3 1								

Non-Div. I Games:

Illinois

Average RPI Win: 139		WON-LOST RECORD		WINNING PCT. RANK		LAST 10 GAMES		STRENGTH OF SCHEDULE		OPP. STRENGTH OF SCHEDULE		TEAM RPI		ADJ RPI		CONF. RPI		ADJ CONF. RPI	
DIV. I ONLY		25- 6		.80645 27		9- 1		62		74		21		.62109 26		10		12	
DIV. I NON-CONF.		6- 5		.54545 146		1- 1		45		11		60		.58239 60		11		11	
TOTALS		RPI 1-25		RPI 26-50		W-L RECORDS		RPI 51-100		RPI 101-150		RPI 150+							
25- 6		0- 4		2- 1		OVERALL		9- 1		2- 0		12- 0							
13- 2		0- 1		1- 1		HOME		6- 0		1- 0		5- 0							
10- 3		0- 2		0- 0		AWAY		3- 1		0- 0		7- 0							
2- 1		0- 1		1- 0		NEUTRAL		0- 0		1- 0		0- 0							
6- 5		0- 4		2- 1		NON-CONFERENCE		0- 0		2- 0		2- 0							
2- 2		0- 1		1- 1		HOME		0- 0		1- 0		0- 0							
2- 2		0- 2		0- 0		AWAY		0- 0		0- 0		2- 0							
2- 1		0- 1		1- 0		NEUTRAL		0- 0		1- 0		0- 0							
19- 1		0- 0		0- 0		CONFERENCE		9- 1		0- 0		10- 0							
11- 0		0- 0		0- 0		HOME		6- 0		0- 0		5- 0							
8- 1		0- 0		0- 0		AWAY		3- 1		0- 0		5- 0							
0- 0		0- 0		0- 0		NEUTRAL		0- 0		0- 0		0- 0							
RPI S	Opponent		Score		RPI S	Opponent		Score		RPI S	Opponent		Score		RPI S	Opponent		Score	
1 A	Nebraska		0	3	35 N	Nevada		3	0	66 A	Southwest Mo. St.		3	1	121 N	Texas Tech		3	1
6 H	Washington		0	3	42 H	Arkansas		3	0	66 H	Southwest Mo. St.		3	2	124 H	Northern Colo.		3	0
20 N	UC Santa Barb.		1	3	48 H	Michigan St.		2	3	66 H	Southwest Mo. St.		3	2	154 A	Indiana St.		3	0
22 A	Kansas St.		1	3						67 A	Northern Iowa		3	0	154 H	Indiana St.		3	0
										67 H	Northern Iowa		3	0	176 A	Evansville		3	0
										70 A	Illinois St.		3	0	176 H	Evansville		3	0
										70 H	Illinois St.		3	1	203 A	San Diego St.		3	1
										70 H	Illinois St.		3	1	212 A	Southern Ill.		3	1
										95 A	Creighton		2	3	212 H	Southern Ill.		3	0
										95 H	Creighton		3	1	218 A	Bradley		3	1
															218 H	Bradley		3	0
															255 A	UMKC		3	0
															267 A	Drake		3	0
															267 H	Drake		3	0
LAST 10 GAMES																			
1 A	Nebraska		0	3	212 H	Southern Ill.		3	0	66 H	Southwest Mo. St.		3	2	154 A	Indiana St.		3	0
35 N	Nevada		3	0	66 H	Southwest Mo. St.		3	2	70 A	Illinois St.		3	0	67 H	Northern Iowa		3	0
66 H	Southwest Mo. St.		3	2															
70 H	Illinois St.		3	1															
176 H	Evansville		3	0															

Non-Div. I Games:

Wichita St.

Average RPI Win: 112		WON-LOST	WINNING	LAST 10	STRENGTH OF		OPP. STRENGTH	TEAM	ADJ	CONF.	ADJ CONF.
Average RPI Loss: 11		RECORD	PCT. RANK	GAMES	SCHEDULE		OF SCHEDULE	RPI	RPI	RPI	RPI
DIV. I ONLY		19- 11	.63333	94	23		18	29	.61703	27	2
DIV. I NON-CONF.		9- 3	.75	49	15		23	16	.66443	17	2
TOTALS		RPI 1-25	RPI 26-50		W-L RECORDS		RPI 51-100		RPI 101-150		RPI 150+
19- 11	2- 10	2- 1		OVERALL		4- 0		3- 0		8- 0	
8- 4	1- 4	1- 0		HOME		1- 0		1- 0		4- 0	
7- 6	1- 5	0- 1		AWAY		1- 0		1- 0		4- 0	
4- 1	0- 1	1- 0		NEUTRAL		2- 0		1- 0		0- 0	
9- 3	1- 3	1- 0		NON-CONFERENCE		4- 0		1- 0		2- 0	
3- 0	1- 0	0- 0		HOME		1- 0		0- 0		1- 0	
2- 2	0- 2	0- 0		AWAY		1- 0		0- 0		1- 0	
4- 1	0- 1	1- 0		NEUTRAL		2- 0		1- 0		0- 0	
10- 8	1- 7	1- 1		CONFERENCE		0- 0		2- 0		6- 0	
5- 4	0- 4	1- 0		HOME		0- 0		1- 0		3- 0	
5- 4	1- 3	0- 1		AWAY		0- 0		1- 0		3- 0	
0- 0	0- 0	0- 0		NEUTRAL		0- 0		0- 0		0- 0	
RPI S	Opponent	Score		RPI S	Opponent	Score		RPI S	Opponent	Score	
3 A	Hawaii	2	3	32 A	California	2	3	58 N	UC Irvine	3	0
4 A	Stanford	0	3	32 H	California	3	0	60 H	Pepperdine	3	0
4 H	Stanford	0	3	50 N	Albany (N.Y.)	3	1	63 A	American	3	0
6 A	Washington	0	3					75 N	Eastern Wash.	3	1
6 H	Washington	1	3								
7 A	Southern California	1	3								
7 H	Southern California	0	3								
13 A	San Diego	2	3								
13 N	San Diego	0	3								
18 H	Louisville	3	1								
21 A	UCLA	3	0								
21 H	UCLA	1	3								
LAST 10 GAMES											
13 A	San Diego	2	3	199 A	Washington St.	3	0				
58 N	UC Irvine	3	0	6 A	Washington	0	3				
4 H	Stanford	0	3	111 H	Oregon St.	3	0				
32 H	California	3	0	161 H	Oregon	3	0				
153 A	Arizona St.	3	0	21 A	UCLA	3	0				

Non-Div. I Games:

Arizona

Average RPI Win: 118		WON-LOST RECORD		WINNING PCT. RANK		LAST 10 GAMES		STRENGTH OF SCHEDULE		OPP. STRENGTH OF SCHEDULE		TEAM RPI		ADJ RPI		CONF. RPI		ADJ CONF. RPI	
DIV. I ONLY		24- 7		.77419 34		7- 3		57		55		25		.61691 28		9		9	
DIV. I NON-CONF.		11- 2		.84615 15		3- 2		50		24		20		.65352 20		7		7	
TOTALS		RPI 1-25		RPI 26-50		W-L RECORDS		RPI 51-100		RPI 101-150		RPI 150+							
24- 7		1- 4		2- 0		OVERALL		8- 3		6- 0		7- 0							
17- 3		1- 2		1- 0		HOME		6- 1		4- 0		5- 0							
6- 4		0- 2		0- 0		AWAY		2- 2		2- 0		2- 0							
1- 0		0- 0		1- 0		NEUTRAL		0- 0		0- 0		0- 0							
11- 2		1- 2		2- 0		NON-CONFERENCE		3- 0		2- 0		3- 0							
10- 1		1- 1		1- 0		HOME		3- 0		2- 0		3- 0							
0- 1		0- 1		0- 0		AWAY		0- 0		0- 0		0- 0							
1- 0		0- 0		1- 0		NEUTRAL		0- 0		0- 0		0- 0							
13- 5		0- 2		0- 0		CONFERENCE		5- 3		4- 0		4- 0							
7- 2		0- 1		0- 0		HOME		3- 1		2- 0		2- 0							
6- 3		0- 1		0- 0		AWAY		2- 2		2- 0		2- 0							
0- 0		0- 0		0- 0		NEUTRAL		0- 0		0- 0		0- 0							
RPI S	Opponent	Score		RPI S	Opponent	Score		RPI S	Opponent	Score		RPI S	Opponent	Score					
13 H	San Diego	3	1	31 H	Utah	3	1	58 A	UC Irvine	1	3	103 H	Kentucky	3	0				
16 H	Notre Dame	2	3	31 N	Utah	3	0	58 H	UC Irvine	3	1	104 H	Northwestern	3	0				
20 A	UC Santa Barb.	1	3					63 H	American	3	0	135 A	Utah St.	3	0				
20 H	UC Santa Barb.	1	3					64 A	Pacific	0	3	135 H	Utah St.	3	0				
21 A	UCLA	0	3					64 H	Pacific	3	2	142 A	Cal St. Fullerton	3	0				
								83 A	Cal St. Northridge	3	0	142 H	Cal St. Fullerton	3	1				
								83 H	Cal St. Northridge	2	3	153 H	Arizona St.	3	1				
								84 H	Yale	3	0	173 A	UC Riverside	3	0				
								91 H	Northeastern	3	2	173 H	UC Riverside	3	0				
								92 A	Idaho	3	1	184 H	Liberty	3	0				
								92 H	Idaho	3	0	223 A	Cal Poly	3	0				
												223 H	Cal Poly	3	0				
												246 H	UC Davis	3	0				
LAST 10 GAMES																			
21 A	UCLA	0	3	173 A	UC Riverside	3	0												
31 N	Utah	3	0	142 A	Cal St. Fullerton	3	0												
16 H	Notre Dame	2	3	223 H	Cal Poly	3	0												
103 H	Kentucky	3	0	20 H	UC Santa Barb.	1	3												
63 H	American	3	0	58 H	UC Irvine	3	1												

Non-Div. I Games:

Long Beach St.

Average RPI Win:		109	WON-LOST RECORD		WINNING PCT. RANK	LAST 10 GAMES	STRENGTH OF SCHEDULE		OPP. STRENGTH OF SCHEDULE	TEAM RPI	ADJ RPI	CONF. RPI	ADJ CONF. RPI				
Average RPI Loss:		21															
DIV. I ONLY			18- 9		.66667	72	5- 5		24	42	27	.61492	29	6	6		
DIV. I NON-CONF.			9- 4		.69231	77	0- 2		7	30	17	.66281	18	6	5		
TOTALS		RPI 1-25		RPI 26-50		W-L RECORDS		RPI 51-100		RPI 101-150		RPI 150+					
18- 9		0- 7		2- 0		OVERALL		7- 2		5- 0		4- 0					
9- 2		0- 2		2- 0		HOME		4- 0		1- 0		2- 0					
6- 5		0- 4		0- 0		AWAY		2- 1		2- 0		2- 0					
3- 2		0- 1		0- 0		NEUTRAL		1- 1		2- 0		0- 0					
9- 4		0- 3		2- 0		NON-CONFERENCE		4- 1		3- 0		0- 0					
4- 0		0- 0		2- 0		HOME		2- 0		0- 0		0- 0					
2- 2		0- 2		0- 0		AWAY		1- 0		1- 0		0- 0					
3- 2		0- 1		0- 0		NEUTRAL		1- 1		2- 0		0- 0					
9- 5		0- 4		0- 0		CONFERENCE		3- 1		2- 0		4- 0					
5- 2		0- 2		0- 0		HOME		2- 0		1- 0		2- 0					
4- 3		0- 2		0- 0		AWAY		1- 1		1- 0		2- 0					
0- 0		0- 0		0- 0		NEUTRAL		0- 0		0- 0		0- 0					
RPI	S	Opponent		Score		RPI	S	Opponent		Score		RPI	S	Opponent		Score	
3	A	Hawaii		1	3	32	H	California		3	0	54	N	Kansas		1	3
4	A	Stanford		0	3	42	H	Arkansas		3	2	56	A	Loyola Marymount		1	3
12	A	St. Mary's (Cal.)		1	3							56	H	Loyola Marymount		3	1
12	H	St. Mary's (Cal.)		1	3							60	A	Pepperdine		3	2
13	A	San Diego		1	3							60	H	Pepperdine		3	2
13	H	San Diego		1	3							64	H	Pacific		3	0
21	N	UCLA		0	3							66	N	Southwest Mo. St.		3	0
												74	A	TCU		3	0
												82	H	Sacramento St.		3	2
					</												

Non-Div. I Games:

Santa Clara

[illegible]

Non-Div. I Games:

Michigan

Average RPI Win:		152	WON-LOST RECORD		WINNING PCT. RANK		LAST 10 GAMES		STRENGTH OF SCHEDULE		OPP. STRENGTH OF SCHEDULE		TEAM RPI		ADJ RPI		CONF. RPI		ADJ CONF. RPI	
DIV. I ONLY			24- 7		.77419 34		6- 4		80		80		33		.61003 31		12		10	
DIV. I NON-CONF.			9- 5		.64286 107		1- 2		44		39		45		.60534 43		10		10	
TOTALS		RPI 1-25		RPI 26-50		W-L RECORDS		RPI 51-100		RPI 101-150		RPI 150+								
24- 7		3- 4		0- 2		OVERALL		3- 1		5- 0		13- 0								
12- 3		2- 3		0- 0		HOME		2- 0		3- 0		5- 0								
8- 3		1- 1		0- 1		AWAY		1- 1		1- 0		5- 0								
4- 1		0- 0		0- 1		NEUTRAL		0- 0		1- 0		3- 0								
9- 5		2- 2		0- 2		NON-CONFERENCE		1- 1		2- 0		4- 0								
6- 2		2- 2		0- 0		HOME		1- 0		2- 0		1- 0								
1- 2		0- 0		0- 1		AWAY		0- 1		0- 0		1- 0								
2- 1		0- 0		0- 1		NEUTRAL		0- 0		0- 0		2- 0								
15- 2		1- 2		0- 0		CONFERENCE		2- 0		3- 0		9- 0								
6- 1		0- 1		0- 0		HOME		1- 0		1- 0		4- 0								
7- 1		1- 1		0- 0		AWAY		1- 0		1- 0		4- 0								
2- 0		0- 0		0- 0		NEUTRAL		0- 0		1- 0		1- 0								
RPI	S	Opponent		Score		RPI	S	Opponent		Score		RPI	S	Opponent		Score				
3	H	Hawaii		1	3	28	A	Long Beach St.		1	3	58	A	UC Irvine		2	3			
12	H	St. Mary's (Cal.)		3	1	28	N	Long Beach St.		0	3	75	H	Eastern Wash.		3	0			
16	H	Notre Dame		0	3							87	A	Brigham Young		3	1			
21	H	UCLA		3	2							87	H	Brigham Young		3	0			
23	A	Colorado St.		0	3															
23	A	Colorado St.		3	1															
23	H	Colorado St.		0	3															
						LAST 10 GAMES														
28	N	Long Beach St.		0	3	243	N	Air Force		3	0									
75	H	Eastern Wash.		3	0	23	H	Colorado St.		0	3									
3	H	Hawaii		1	3	163	H	Wyoming		3	0									
23	A	Colorado St.		0	3	116	A	UNLV		3	0									
116	N	UNLV		3	2	203	A	San Diego St.		3	0									

Non-Div. I Games:

Utah

California

Through Games Of 2004 final RPI

Average RPI Win: 109		WON-LOST	WINNING	LAST 10	STRENGTH OF		OPP. STRENGTH	TEAM	ADJ	CONF.	ADJ CONF.
Average RPI Loss: 14		RECORD	PCT. RANK	GAMES	SCHEDULE		OF SCHEDULE	RPI	RPI	RPI	RPI
DIV. I ONLY		17- 12	.58621	114	27		5	35	.60689	32	2
DIV. I NON-CONF.		6- 5	.54545	146	24		3	42	.60681	41	2
TOTALS		RPI 1-25	RPI 26-50		W-L RECORDS		RPI 51-100		RPI 101-150		RPI 150+
17- 12		3- 10	2- 2		OVERALL		2- 0		3- 0		7- 0
8- 6		1- 6	1- 0		HOME		1- 0		1- 0		4- 0
6- 6		1- 4	0- 2		AWAY		0- 0		2- 0		3- 0
3- 0		1- 0	1- 0		NEUTRAL		1- 0		0- 0		0- 0
6- 5		1- 4	1- 1		NON-CONFERENCE		2- 0		1- 0		1- 0
2- 3		0- 3	0- 0		HOME		1- 0		0- 0		1- 0
1- 2		0- 1	0- 1		AWAY		0- 0		1- 0		0- 0
3- 0		1- 0	1- 0		NEUTRAL		1- 0		0- 0		0- 0
11- 7		2- 6	1- 1		CONFERENCE		0- 0		2- 0		6- 0
6- 3		1- 3	1- 0		HOME		0- 0		1- 0		3- 0
5- 4		1- 3	0- 1		AWAY		0- 0		1- 0		3- 0
0- 0		0- 0	0- 0		NEUTRAL		0- 0		0- 0		0- 0
RPI S	Opponent	Score		RPI S	Opponent	Score		RPI S	Opponent	Score	
3 A	Hawaii	0	3	27 A	Arizona	0	3	58 N	UC Irvine	3	0
4 A	Stanford	2	3	27 H	Arizona	3	2	64 H	Pacific	3	2
4 H	Stanford	3	2	29 A	Santa Clara	0	3				
6 A	Washington	0	3	40 N	Maryland	3	0				
6 H	Washington	1	3								
7 A	Southern California	3	0								
7 H	Southern California	1	3								
12 H	St. Mary's (Cal.)	2	3								
17 H	Texas A&M	0	3								
20 H	UC Santa Barb.	0	3								
21 A	UCLA	0	3								
21 H	UCLA	2	3								
22 N	Kansas St.	3	0								
				LAST 10 GAMES							
				12 H	St. Mary's (Cal.)	2	3	199 H	Washington St.	3	0
				64 H	Pacific	3	2	161 A	Oregon	3	0
				153 A	Arizona St.	3	0	111 A	Oregon St.	3	1
				27 A	Arizona	0	3	21 H	UCLA	2	3
				6 H	Washington	1	3	7 H	Southern California	1	3

Non-Div. I Games:

California

Average RPI Win:		143	WON-LOST RECORD		WINNING PCT. RANK		LAST 10 GAMES		STRENGTH OF SCHEDULE		OPP. STRENGTH OF SCHEDULE		TEAM RPI		ADJ RPI		CONF. RPI		ADJ CONF. RPI	
DIV. I ONLY			25- 5		.83333 20		7- 3		134		59		30		.60452 33		7		7	
DIV. I NON-CONF.			12- 3		.8 29		1- 1		197		52		69		.56859 68		8		8	
TOTALS		RPI 1-25		RPI 26-50		W-L RECORDS		RPI 51-100		RPI 101-150		RPI 150+								
25- 5		0- 2		2- 2		OVERALL		5- 1		7- 0		11- 0								
11- 0		0- 0		1- 0		HOME		3- 0		2- 0		5- 0								
9- 3		0- 1		1- 1		AWAY		1- 1		4- 0		3- 0								
5- 2		0- 1		0- 1		NEUTRAL		1- 0		1- 0		3- 0								
12- 3		0- 1		1- 1		NON-CONFERENCE		2- 1		2- 0		7- 0								
5- 0		0- 0		0- 0		HOME		1- 0		1- 0		3- 0								
3- 1		0- 0		1- 0		AWAY		0- 1		1- 0		1- 0								
4- 2		0- 1		0- 1		NEUTRAL		1- 0		0- 0		3- 0								
13- 2		0- 1		1- 1		CONFERENCE		3- 0		5- 0		4- 0								
6- 0		0- 0		1- 0		HOME		2- 0		1- 0		2- 0								
6- 2		0- 1		0- 1		AWAY		1- 0		3- 0		2- 0								
1- 0		0- 0		0- 0		NEUTRAL		0- 0		1- 0		0- 0								
RPI	S	Opponent		Score		RPI	S	Opponent		Score		RPI	S	Opponent		Score				
2	N	Minnesota		2	3	30	N	Michigan		1	3	56	N	Loyola Marymount		3	0			
3	A	Hawaii		1	3	35	A	Nevada		1	3	62	A	LSU		2	3			
						35	H	Nevada		3	0	62	H	LSU		3	0			
						43	A	North Carolina		3	0	90	A	Southern Methodist		3	0			
												90	H	Southern Methodist		3	0			
												93	H	Fresno St.		3	0			
														107 A San Jose St.		3	2			
														114 A Tulsa		3	0			
														114 H Tulsa		3	0			
														114 N Tulsa		3	0			
														115 A Boise St.		3	1			
														132 A Houston		3	0			
														132 H Houston		3	0			
														166 A Texas-San Antonio		3	0			
														166 H Texas-San Antonio		3	0			
														178 A Louisiana Tech		3	0			
														178 H Louisiana Tech		3	0			
														179 N Iowa St.		3	1			
														191 A UTEP		3	1			
														191 H UTEP		3	0			
														201 N UCF		3	0			
														262 H La.-Lafayette		3	0			
														267 N Drake		3	0			
														302 H Texas Southern		3	0			
LAST 10 GAMES																				
						30	N	Michigan		1	3	191	H	UTEP		3	0			
						35	A	Nevada		1	3	178	A	Louisiana Tech		3	0			
						114	N	Tulsa		3	0	90	A	Southern Methodist		3	0			
						114	A	Tulsa		3	0	107	A	San Jose St.		3	2			
						132	A	Houston		3	0	3	A	Hawaii		1	3			

Non-Div. I Games:

Rice

Average RPI Win:	172	WON-LOST RECORD	WINNING PCT. RANK	LAST 10 GAMES	STRENGTH OF SCHEDULE	OPP. STRENGTH OF SCHEDULE	TEAM RPI	ADJ RPI	CONF. RPI	ADJ CONF. RPI		
DIV. I ONLY		27- 6	.81818	24	8- 2	88	144	32	.60209	34	14	15
DIV. I NON-CONF.		8- 3	.72727	57	1- 1	137	114	72	.56461	73	19	19
<hr/>												
TOTALS	RPI 1-25	RPI 26-50		W-L RECORDS		RPI 51-100		RPI 101-150		RPI 150+		
27- 6	0- 2	0- 0		OVERALL		5- 2		3- 2		19- 0		
12- 2	0- 0	0- 0		HOME		0- 2		2- 0		10- 0		
11- 4	0- 2	0- 0		AWAY		2- 0		1- 2		8- 0		
4- 0	0- 0	0- 0		NEUTRAL		3- 0		0- 0		1- 0		
8- 3	0- 2	0- 0		NON-CONFERENCE		1- 0		2- 1		5- 0		
4- 0	0- 0	0- 0		HOME		0- 0		1- 0		3- 0		
2- 3	0- 2	0- 0		AWAY		0- 0		1- 1		1- 0		
2- 0	0- 0	0- 0		NEUTRAL		1- 0		0- 0		1- 0		
19- 3	0- 0	0- 0		CONFERENCE		4- 2		1- 1		14- 0		
8- 2	0- 0	0- 0		HOME		0- 2		1- 0		7- 0		
9- 1	0- 0	0- 0		AWAY		2- 0		0- 1		7- 0		
2- 0	0- 0	0- 0		NEUTRAL		2- 0		0- 0		0- 0		
<hr/>												
RPI	S	Opponent	Score	RPI	S	Opponent	Score	RPI	S	Opponent	Score	
15	A	Texas	0 3					57	A	Stephen F. Austin	3 1	
17	A	Texas A&M	0 3					57	H	Stephen F. Austin	0 3	
								57	N	Stephen F. Austin	3 1	
								69	A	Texas-Arlington	3 2	
								69	H	Texas-Arlington	0 3	
								69	N	Texas-Arlington	3 2	
								85	N	Delaware	3 2	

Non-Div. I Games:

Texas St.

Average RPI Win: 141		WON-LOST RECORD	WINNING PCT. RANK	LAST 10 GAMES	STRENGTH OF SCHEDULE	OPP. STRENGTH OF SCHEDULE	TEAM RPI	ADJ RPI	CONF. RPI	ADJ CONF. RPI	
Average RPI Loss: 34											
DIV. I ONLY		21- 10	.67742 70	6- 4	34	72	31	.60161 35	7	7	
DIV. I NON-CONF.		9- 6	.6 127	2- 2	122	71	104	.54279 100	8	8	
TOTALS		RPI 1-25	RPI 26-50		W-L RECORDS		RPI 51-100		RPI 101-150		RPI 150+
21- 10	0- 6	1- 2		OVERALL		4- 0		9- 2		7- 0	
10- 5	0- 4	1- 0		HOME		3- 0		4- 1		2- 0	
7- 3	0- 2	0- 1		AWAY		1- 0		4- 0		2- 0	
4- 2	0- 0	0- 1		NEUTRAL		0- 0		1- 1		3- 0	
9- 6	0- 3	0- 1		NON-CONFERENCE		1- 0		3- 2		5- 0	
3- 3	0- 2	0- 0		HOME		1- 0		1- 1		1- 0	
2- 1	0- 1	0- 0		AWAY		0- 0		1- 0		1- 0	
4- 2	0- 0	0- 1		NEUTRAL		0- 0		1- 1		3- 0	
12- 4	0- 3	1- 1		CONFERENCE		3- 0		6- 0		2- 0	
7- 2	0- 2	1- 0		HOME		2- 0		3- 0		1- 0	
5- 2	0- 1	0- 1		AWAY		1- 0		3- 0		1- 0	
0- 0	0- 0	0- 0		NEUTRAL		0- 0		0- 0		0- 0	
RPI S	Opponent	Score	RPI S	Opponent	Score	RPI S	Opponent	Score	RPI S	Opponent	Score
3 A	Hawaii	2 3	26 N	Wichita St.	0 3	82 H	Sacramento St.	3 1	107 A	San Jose St.	3 0
3 H	Hawaii	1 3	33 A	Rice	0 3	90 H	Southern Methodist	3 0	107 H	San Jose St.	3 0
3 H	Hawaii	2 3	33 H	Rice	3 1	93 A	Fresno St.	3 1	107 H	San Jose St.	3 0
4 H	Stanford	2 3				93 H	Fresno St.	3 1	111 H	Oregon St.	0 3
12 H	St. Mary's (Cal.)	0 3							114 A	Tulsa	3 2
13 A	San Diego	0 3							115 A	Boise St.	3 2
									115 H	Boise St.	3 0
									116 A	UNLV	3 2
									119 N	Penn	3 0
									134 N	San Francisco	1 3
									135 H	Utah St.	3 0
									178 H	Louisiana Tech	3 0
									191 A	UTEP	3 0
									216 H	Utah Valley St.	3 1
									224 N	George Washington	3 0
									236 N	Brown	3 0
									239 N	Montana	3 0
									246 A	UC Davis	3 0
			LAST 10 GAMES								
			26 N	Wichita St.	0 3	107 H	San Jose St.	3 0			
			224 N	George Washington	3 0	3 A	Hawaii	2 3			
			134 N	San Francisco	1 3	115 H	Boise St.	3 0			
			3 H	Hawaii	1 3	116 A	UNLV	3 2			
			33 H	Rice	3 1	107 A	San Jose St.	3 0			

Non-Div. I Games:

Nevada

Average RPI Win:	118	WON-LOST RECORD	WINNING PCT. RANK	LAST 10 GAMES	STRENGTH OF SCHEDULE	OPP. STRENGTH OF SCHEDULE	TEAM RPI	ADJ RPI	CONF. RPI	ADJ CONF. RPI				
DIV. I ONLY		18- 12	.6 111	5- 5	26	30	37	.59939	36	4 4				
DIV. I NON-CONF.		8- 4	.66667 87	1- 2	58	58	50	.59551	50	4 4				
<hr/>														
TOTALS	RPI 1-25	RPI 26-50		W-L RECORDS	RPI 51-100		RPI 101-150		RPI 150+					
18- 12	0- 8	3- 1		OVERALL	6- 2		4- 1		5- 0					
11- 3	0- 3	2- 0		HOME	4- 0		3- 0		2- 0					
5- 9	0- 5	0- 1		AWAY	2- 2		1- 1		2- 0					
2- 0	0- 0	1- 0		NEUTRAL	0- 0		0- 0		1- 0					
<hr/>														
8- 4	0- 3	0- 0		NON-CONFERENCE	3- 1		1- 0		4- 0					
5- 1	0- 1	0- 0		HOME	2- 0		1- 0		2- 0					
2- 3	0- 2	0- 0		AWAY	1- 1		0- 0		1- 0					
1- 0	0- 0	0- 0		NEUTRAL	0- 0		0- 0		1- 0					
<hr/>														
10- 8	0- 5	3- 1		CONFERENCE	3- 1		3- 1		1- 0					
6- 2	0- 2	2- 0		HOME	2- 0		2- 0		0- 0					
3- 6	0- 3	0- 1		AWAY	1- 1		1- 1		1- 0					
1- 0	0- 0	1- 0		NEUTRAL	0- 0		0- 0		0- 0					
<hr/>														
RPI S	Opponent	Score		RPI S	Opponent	Score		RPI S	Opponent	Score				
7 A	Southern California	1	3	42 A	Arkansas	0	3	52 H	Col. of Charleston	3	1			
8 A	Tennessee	0	3	42 H	Arkansas	3	2	60 A	Pepperdine	1	3			
8 H	Tennessee	0	3	44 H	Alabama	3	0	62 A	LSU	0	3			
10 A	Florida	0	3	44 N	Alabama	3	2	62 H	LSU	3	0			
10 A	Florida	2	3					76 A	Clemson	3	2			
10 H	Florida	1	3					77 A	South Carolina	3	1			
11 A	Georgia Tech	0	3					77 H	South Carolina	3	0			
11 H	Georgia Tech	0	3					99 H	Virginia Tech	3	2			
								201 A UCF				3 0		
								204 H Elon				3 1		
								232 N Bethune-Cookman				3 0		
								259 H La.-Monroe				3 0		
<hr/>														
LAST 10 GAMES														
11 A Georgia Tech						0	3	8 H Tennessee						0 3
11 H Georgia Tech						0	3	10 A Florida						0 3
10 A Florida						2	3	103 H Kentucky						3 0
44 N Alabama						3	2	122 H Ga. Southern						3 1
77 H South Carolina						3	0	171 A Mississippi						3 0

Non-Div. I Games:

Georgia

Average RPI Win: 104		WON-LOST	WINNING	LAST 10	STRENGTH OF		OPP. STRENGTH	TEAM	ADJ	CONF.	ADJ CONF.
Average RPI Loss: 35		RECORD	PCT. RANK	GAMES	SCHEDULE		OF SCHEDULE	RPI	RPI	RPI	RPI
DIV. I ONLY		17- 15	.53125 144	6- 4	21		9	45	.59834 37	1	1
DIV. I NON-CONF.		8- 4	.66667 87	1- 1	28		59	33	.62593 31	1	1
<hr/>											
TOTALS		RPI 1-25	RPI 26-50		W-L RECORDS		RPI 51-100		RPI 101-150		RPI 150+
17- 15		6- 9	2- 2		OVERALL		1- 1		1- 3		7- 0
9- 6		2- 3	1- 1		HOME		1- 0		1- 2		4- 0
5- 7		2- 5	1- 1		AWAY		0- 0		0- 1		2- 0
3- 2		2- 1	0- 0		NEUTRAL		0- 1		0- 0		1- 0
8- 4		3- 2	0- 0		NON-CONFERENCE		1- 1		1- 1		3- 0
4- 1		0- 0	0- 0		HOME		1- 0		1- 1		2- 0
1- 1		1- 1	0- 0		AWAY		0- 0		0- 0		0- 0
3- 2		2- 1	0- 0		NEUTRAL		0- 1		0- 0		1- 0
9- 11		3- 7	2- 2		CONFERENCE		0- 0		0- 2		4- 0
5- 5		2- 3	1- 1		HOME		0- 0		0- 1		2- 0
4- 6		1- 4	1- 1		AWAY		0- 0		0- 1		2- 0
0- 0		0- 0	0- 0		NEUTRAL		0- 0		0- 0		0- 0
RPI	S	Opponent	Score	RPI	S	Opponent	Score	RPI	S	Opponent	Score
2	A	Minnesota	0 3	30	A	Michigan	1 3	55	H	Valparaiso	3 1
2	H	Minnesota	0 3	30	H	Michigan	2 3	98	N	Wake Forest	0 3
3	N	Hawaii	0 3	48	A	Michigan St.	3 2				
5	A	Ohio St.	0 3	48	H	Michigan St.	3 1				
5	H	Ohio St.	0 3								
8	A	Tennessee	1 3								
9	A	Penn St.	0 3								
9	H	Penn St.	0 3								
11	N	Georgia Tech	3 1								
14	A	Wisconsin	1 3								
14	H	Wisconsin	3 1								
23	A	Colorado St.	3 2								
24	N	Missouri	3 2								
25	A	Illinois	3 1								
25	H	Illinois	3 2								
<hr/>											
LAST 10 GAMES											
3	N	Hawaii	0 3	2	A	Minnesota	0 3				
23	A	Colorado St.	3 2	25	H	Illinois	3 2				
104	H	Northwestern	2 3	156	A	Indiana	3 2				
14	H	Wisconsin	3 1	30	H	Michigan	2 3				
159	A	Iowa	3 0	48	H	Michigan St.	3 1				

Non-Div. I Games:

Purdue

Average RPI Win:		115	WON-LOST RECORD		WINNING PCT. RANK		LAST 10 GAMES		STRENGTH OF SCHEDULE		OPP. STRENGTH OF SCHEDULE		TEAM RPI		ADJ RPI		CONF. RPI		ADJ CONF. RPI				
DIV. I ONLY			20- 10		.66667 72		5- 5		49		46		39		.59692 38		5		5				
DIV. I NON-CONF.			9- 2		.81818 24		0- 0		74		106		34		.61574 37		5		6				
TOTALS		RPI 1-25		RPI 26-50		W-L RECORDS		RPI 51-100		RPI 101-150		RPI 150+											
20- 10		0- 3		3- 5		OVERALL		10- 2		2- 0		5- 0											
9- 3		0- 1		2- 1		HOME		4- 1		1- 0		2- 0											
8- 5		0- 1		1- 3		AWAY		6- 1		0- 0		1- 0											
3- 2		0- 1		0- 1		NEUTRAL		0- 0		1- 0		2- 0											
9- 2		0- 1		0- 0		NON-CONFERENCE		3- 1		2- 0		4- 0											
4- 0		0- 0		0- 0		HOME		2- 0		1- 0		1- 0											
2- 1		0- 0		0- 0		AWAY		1- 1		0- 0		1- 0											
3- 1		0- 1		0- 0		NEUTRAL		0- 0		1- 0		2- 0											
11- 8		0- 2		3- 5		CONFERENCE		7- 1		0- 0		1- 0											
5- 3		0- 1		2- 1		HOME		2- 1		0- 0		1- 0											
6- 4		0- 1		1- 3		AWAY		5- 0		0- 0		0- 0											
0- 1		0- 0		0- 1		NEUTRAL		0- 0		0- 0		0- 0											
RPI	S	Opponent		Score		RPI	S	Opponent		Score		RPI	S	Opponent		Score							
8	N	Tennessee		0	3	40	A	Maryland		1	3	52	A	Col. of Charleston		3	0	139	N	Villanova		3	0
11	A	Georgia Tech		0	3	40	H	Maryland		3	1	56	A	Loyola Marymount		1	3	141	H	Northern Ill.		3	0
11	H	Georgia Tech		0	3	40	N	Maryland		2	3	59	H	Towson		3	0	187	N	Georgia St.		3	0
						43	A	North Carolina		0	3	61	A	Miami (Fla.)		3	2	204	H	Elon		3	0
						43	H	North Carolina		1	3	76	A	Clemson		3	1	209	H	North Carolina St.		3	0
						47	A	Virginia		0	3	76	H	Clemson		1	3	215	N	East Caro.		3	0
						47	A	Virginia		3	0	77	H	South Carolina		3	0	278	A	Campbell		3	0
						47	H	Virginia		3	1	80	A	Florida St.		3	2						
												98	A	Wake Forest		3	1						
												98	H	Wake Forest		3	0						
												99	A	Virginia Tech		3	0						
												99	H	Virginia Tech		3	1						
						LAST 10 GAMES																	
						40	N	Maryland		2	3	11	A	Georgia Tech		0	3						
						47	A	Virginia		3	0	209	H	North Carolina St.		3	0						
						99	A	Virginia Tech		3	0	43	A	North Carolina		0	3						
						98	H	Wake Forest		3	0	40	A	Maryland		1	3						
						76	A	Clemson		3	1	47	A	Virginia		0	3						

Non-Div. I Games:

Duke

Average RPI Win:	143	WON-LOST RECORD	WINNING PCT. RANK	LAST 10 GAMES	STRENGTH OF SCHEDULE	OPP. STRENGTH OF SCHEDULE	TEAM RPI	ADJ RPI	CONF. RPI	ADJ CONF. RPI	
Average RPI Loss:	43										
DIV. I ONLY	21- 11	.65625	81	4- 6	30	93	38	.5963	39	8	8
DIV. I NON-CONF.	12- 8	.6	127	0- 3	53	104	63	.57618	61	9	9
<hr/>											
TOTALS	RPI 1-25	RPI 26-50		W-L RECORDS	RPI 51-100		RPI 101-150		RPI 150+		
21- 11	0- 6	2- 1		OVERALL	4- 4		6- 0		9- 0		
11- 3	0- 1	0- 0		HOME	3- 2		4- 0		4- 0		
6- 5	0- 2	0- 1		AWAY	1- 2		2- 0		3- 0		
4- 3	0- 3	2- 0		NEUTRAL	0- 0		0- 0		2- 0		
<hr/>											
12- 8	0- 4	2- 1		NON-CONFERENCE	0- 3		2- 0		8- 0		
6- 2	0- 0	0- 0		HOME	0- 2		2- 0		4- 0		
2- 3	0- 1	0- 1		AWAY	0- 1		0- 0		2- 0		
4- 3	0- 3	2- 0		NEUTRAL	0- 0		0- 0		2- 0		
<hr/>											
9- 3	0- 2	0- 0		CONFERENCE	4- 1		4- 0		1- 0		
5- 1	0- 1	0- 0		HOME	3- 0		2- 0		0- 0		
4- 2	0- 1	0- 0		AWAY	1- 1		2- 0		1- 0		
0- 0	0- 0	0- 0		NEUTRAL	0- 0		0- 0		0- 0		
<hr/>											
RPI S	Opponent	Score		RPI S	Opponent	Score		RPI S	Opponent	Score	
8 N	Tennessee	0	3	43 N	North Carolina	3	1	70 A	Illinois St.	1	3
13 N	San Diego	0	3	44 N	Alabama	3	2	73 A	Rutgers	2	3
16 A	Notre Dame	0	3	49 A	Colorado	0	3	86 A	Syracuse	3	2
16 H	Notre Dame	0	3					86 H	Syracuse	3	0
18 A	Louisville	0	3					88 H	Connecticut	3	0
19 N	Ohio	0	3					88 H	Boston College	3	1
								92 H	Idaho	0	3
								96 H	Dayton	1	3

Non-Div. I Games:

Pittsburgh

Maryland

Through Games Of 2004 final RPI

Average RPI Win:		93	WON-LOST		WINNING		LAST 10		STRENGTH OF		OPP. STRENGTH		TEAM		ADJ		CONF.		ADJ CONF.	
Average RPI Loss:		47	RECORD		PCT. RANK		GAMES		SCHEDULE		OF SCHEDULE		RPI		RPI		RPI		RPI	
DIV. I ONLY			18- 15		.54545		134		7- 3		12		40		41		.59408		40	
DIV. I NON-CONF.			7- 6		.53846		158		2- 1		21		35		46		.59933		47	
TOTALS		RPI 1-25		RPI 26-50		W-L RECORDS		RPI 51-100		RPI 101-150		RPI 150+								
18- 15		0- 5		4- 5		OVERALL		9- 4		3- 1		2- 0								
8- 5		0- 1		1- 1		HOME		3- 3		3- 0		1- 0								
4- 7		0- 3		0- 2		AWAY		3- 1		0- 1		1- 0								
6- 3		0- 1		3- 2		NEUTRAL		3- 0		0- 0		0- 0								
7- 6		0- 3		1- 2		NON-CONFERENCE		2- 0		3- 1		1- 0								
5- 0		0- 0		0- 0		HOME		1- 0		3- 0		1- 0								
0- 3		0- 2		0- 0		AWAY		0- 0		0- 1		0- 0								
2- 3		0- 1		1- 2		NEUTRAL		1- 0		0- 0		0- 0								
11- 9		0- 2		3- 3		CONFERENCE		7- 4		0- 0		1- 0								
3- 5		0- 1		1- 1		HOME		2- 3		0- 0		0- 0								
4- 4		0- 1		0- 2		AWAY		3- 1		0- 0		1- 0								
4- 0		0- 0		2- 0		NEUTRAL		2- 0		0- 0		0- 0								
RPI	S	Opponent		Score		RPI	S	Opponent		Score		RPI	S	Opponent		Score				
1	A	Nebraska		0	3	32	N	California		0	3	59	H	Towson		3	0			
9	A	Penn St.		0	3	38	A	Duke		1	3	59	N	Towson		3	0			
11	A	Georgia Tech		0	3	38	H	Duke		3	1	61	A	Miami (Fla.)		2	3			
11	H	Georgia Tech		0	3	38	N	Duke		3	2	61	H	Miami (Fla.)		3	2			
22	N	Kansas St.		0	3	43	A	North Carolina		1	3	61	N	Miami (Fla.)		3	1			
						43	N	North Carolina		3	0	76	A	Clemson		3	1			
						45	N	Florida A&M		0	3	76	H	Clemson		0	3			
						46	N	Ball St.		3	1	80	A	Florida St.		3	2			
						47	H	Virginia		2	3	80	H	Florida St.		1	3			
												98	A	Wake Forest		3	1			
												98	H	Wake Forest		2	3			
												98	N	Wake Forest		3	1			
												99	H	Virginia Tech		3	0			
LAST 10 GAMES																				
	9	A	Penn St.		0	3	61	N	Miami (Fla.)		3	1								
	59	N	Towson		3	0	98	N	Wake Forest		3	1								
	147	H	Miami (Ohio)		3	2	76	H	Clemson		0	3								
	43	N	North Carolina		3	0	11	H	Georgia Tech		0	3								
	38	N	Duke		3	2	80	A	Florida St.		3	2								

Non-Div. I Games:

Maryland

Average RPI Win: 154		WON-LOST	WINNING	LAST 10	STRENGTH OF		OPP. STRENGTH	TEAM	ADJ	CONF.	ADJ CONF.
Average RPI Loss: 64		RECORD	PCT. RANK	GAMES	SCHEDULE		OF SCHEDULE	RPI	RPI	RPI	RPI
DIV. I ONLY		21- 7	.75	43	8- 2		65	112	36	.59387	41
DIV. I NON-CONF.		9- 3	.75	49	0- 0		66	114	44	.59978	45
TOTALS		RPI 1-25	RPI 26-50		W-L RECORDS		RPI 51-100		RPI 101-150		RPI 150+
21- 7		0- 2	0- 0		OVERALL		6- 4		4- 1		11- 0
9- 4		0- 1	0- 0		HOME		3- 3		2- 0		4- 0
9- 2		0- 1	0- 0		AWAY		3- 0		0- 1		6- 0
3- 1		0- 0	0- 0		NEUTRAL		0- 1		2- 0		1- 0
9- 3		0- 0	0- 0		NON-CONFERENCE		4- 3		1- 0		4- 0
4- 2		0- 0	0- 0		HOME		2- 2		0- 0		2- 0
3- 0		0- 0	0- 0		AWAY		2- 0		0- 0		1- 0
2- 1		0- 0	0- 0		NEUTRAL		0- 1		1- 0		1- 0
12- 4		0- 2	0- 0		CONFERENCE		2- 1		3- 1		7- 0
5- 2		0- 1	0- 0		HOME		1- 1		2- 0		2- 0
6- 2		0- 1	0- 0		AWAY		1- 0		0- 1		5- 0
1- 0		0- 0	0- 0		NEUTRAL		0- 0		1- 0		0- 0
RPI S	Opponent	Score	RPI S	Opponent	Score	RPI S	Opponent	Score	RPI S	Opponent	Score
18 A	Louisville	0 3				51 A	Western Mich.	3 1	101 A	Memphis	2 3
18 H	Louisville	0 3				68 A	Cincinnati	3 1	117 N	Maine	3 0
						68 H	Cincinnati	0 3	132 H	Houston	3 1
						71 H	Western Ky.	1 3	138 H	Tulane	3 0
						73 N	Rutgers	1 3	138 N	Tulane	3 0
						74 H	TCU	3 0	151 A	Charlotte	3 1
						78 H	Wis.-Milwaukee	3 0	152 A	St. Louis	3 2
						88 A	Connecticut	3 1	175 H	DePaul	3 0
						88 H	Boston College	3 0	181 H	North Dakota St.	3 0
						97 H	Loyola (Ill.)	0 3	192 A	South Fla.	3 1
									200 H	Southern Miss.	3 0
									215 A	East Caro.	3 1
									219 N	Md.-East. Shore	3 0
									234 A	Wis.-Green Bay	3 0
									267 H	Drake	3 0
									284 A	UAB	3 0
LAST 10 GAMES											
	18 A Louisville	0 3		200 H Southern Miss.	3 0						
	68 A Cincinnati	3 1		138 H Tulane	3 0						
	138 N Tulane	3 0		152 A St. Louis	3 2						
	215 A East Caro.	3 1		101 A Memphis	2 3						
	151 A Charlotte	3 1		74 H TCU	3 0						

Non-Div. I Games: South Dakota St. 3 0

Marquette

Average RPI Win:	98	WON-LOST RECORD	WINNING PCT. RANK	LAST 10 GAMES	STRENGTH OF SCHEDULE	OPP. STRENGTH OF SCHEDULE	TEAM RPI	ADJ RPI	CONF. RPI	ADJ CONF. RPI	
DIV. I ONLY		17- 16	.51515 151	4- 6	8	34	42	.59356 42	4	4	
DIV. I NON-CONF.		6- 9	.4 210	2- 2	17	29	73	.56728 70	4	4	
<hr/>											
TOTALS	RPI 1-25	RPI 26-50		W-L RECORDS	RPI 51-100		RPI 101-150		RPI 150+		
17- 16	0- 7	3- 5		OVERALL	6- 4		6- 0		2- 0		
10- 4	0- 2	2- 0		HOME	2- 2		4- 0		2- 0		
4- 9	0- 3	1- 4		AWAY	1- 2		2- 0		0- 0		
3- 3	0- 2	0- 1		NEUTRAL	3- 0		0- 0		0- 0		
<hr/>											
6- 9	0- 3	0- 4		NON-CONFERENCE	4- 2		1- 0		1- 0		
4- 2	0- 1	0- 0		HOME	2- 1		1- 0		1- 0		
0- 5	0- 1	0- 3		AWAY	0- 1		0- 0		0- 0		
2- 2	0- 1	0- 1		NEUTRAL	2- 0		0- 0		0- 0		
<hr/>											
11- 7	0- 4	3- 1		CONFERENCE	2- 2		5- 0		1- 0		
6- 2	0- 1	2- 0		HOME	0- 1		3- 0		1- 0		
4- 4	0- 2	1- 1		AWAY	1- 1		2- 0		0- 0		
1- 1	0- 1	0- 0		NEUTRAL	1- 0		0- 0		0- 0		
<hr/>											
RPI S	Opponent	Score	RPI S	Opponent	Score	RPI S	Opponent	Score	RPI S	Opponent	Score
6 N	Washington	0 3	26 A	Wichita St.	0 3	54 H	Kansas	1 3	103 H	Kentucky	3 2
8 A	Tennessee	1 3	29 A	Santa Clara	2 3	55 H	Valparaiso	3 2	132 H	Houston	3 1
8 N	Tennessee	1 3	36 A	Georgia	2 3	62 A	LSU	3 0	136 A	Mississippi St.	3 2
10 A	Florida	1 3	36 H	Georgia	3 0	62 H	LSU	1 3	136 H	Mississippi St.	3 1
10 H	Florida	1 3	44 A	Alabama	3 1	62 N	LSU	3 2	149 A	Auburn	3 2
24 A	Missouri	1 3	44 H	Alabama	3 0	64 N	Pacific	3 2	149 H	Auburn	3 0
25 H	Illinois	1 3	46 A	Ball St.	0 3	66 H	Southwest Mo. St.	3 2	162 H	Oral Roberts	3 0
			48 N	Michigan St.	1 3	74 A	TCU	2 3	171 H	Mississippi	3 1
						77 A	South Carolina	0 3			
						90 N	Southern Methodist	3 0			
<hr/>											
LAST 10 GAMES											
24 A	Missouri	1 3	66 H	Southwest Mo. St.	3 2						
90 N	Southern Methodist	3 0	136 A	Mississippi St.	3 2						
74 A	TCU	2 3	62 H	LSU	1 3						
8 N	Tennessee	1 3	77 A	South Carolina	0 3						
62 N	LSU	3 2	8 A	Tennessee	1 3						

Non-Div. I Games:

Arkansas

North Carolina

Through Games Of 2004 final RPI














Average RPI Win:		108	WON-LOST RECORD		WINNING PCT. RANK		LAST 10 GAMES		STRENGTH OF SCHEDULE		OPP. STRENGTH OF SCHEDULE		TEAM RPI		ADJ RPI		CONF. RPI		ADJ CONF. RPI				
DIV. I ONLY			19- 15		.55882 127		6- 4		16		47		43		.59258 43		5		5				
DIV. I NON-CONF.			7- 7		.5 168		1- 0		22		43		58		.58597 56		5		6				
TOTALS		RPI 1-25		RPI 26-50		W-L RECORDS		RPI 51-100		RPI 101-150		RPI 150+											
19- 15		0- 5		4- 5		OVERALL		9- 5		1- 0		5- 0											
9- 6		0- 2		3- 2		HOME		3- 2		0- 0		3- 0											
7- 5		0- 1		1- 1		AWAY		3- 3		1- 0		2- 0											
3- 4		0- 2		0- 2		NEUTRAL		3- 0		0- 0		0- 0											
7- 7		0- 3		0- 4		NON-CONFERENCE		3- 0		1- 0		3- 0											
3- 3		0- 1		0- 2		HOME		1- 0		0- 0		2- 0											
3- 1		0- 0		0- 1		AWAY		1- 0		1- 0		1- 0											
1- 3		0- 2		0- 1		NEUTRAL		1- 0		0- 0		0- 0											
12- 8		0- 2		4- 1		CONFERENCE		6- 5		0- 0		2- 0											
6- 3		0- 1		3- 0		HOME		2- 2		0- 0		1- 0											
4- 4		0- 1		1- 0		AWAY		2- 3		0- 0		1- 0											
2- 1		0- 0		0- 1		NEUTRAL		2- 0		0- 0		0- 0											
RPI	S	Opponent		Score		RPI	S	Opponent		Score		RPI	S	Opponent		Score		RPI	S	Opponent		Score	
2	H	Minnesota		0	3	33	H	Rice		0	3	51	N	Western Mich.		3	0	133	A	Temple		3	0
5	N	Ohio St.		1	3	38	A	Duke		3	1	56	H	Loyola Marymount		3	2	151	A	Charlotte		3	0
11	A	Georgia Tech		0	3	38	H	Duke		3	0	61	A	Miami (Fla.)		1	3	209	A	North Carolina St.		3	0
11	H	Georgia Tech		1	3	39	N	Pittsburgh		1	3	61	H	Miami (Fla.)		1	3	209	H	North Carolina St.		3	0
13	N	San Diego		0	3	40	H	Maryland		3	1	76	A	Clemson		3	2	241	H	High Point		3	0
						40	N	Maryland		0	3	76	H	Clemson		3	1	248	H	Davidson		3	0
						45	H	Florida A&M		0	3	76	N	Clemson		3	0						
						47	H	Virginia		3	1	77	A	South Carolina		3	1						
						49	A	Colorado		1	3	80	A	Florida St.		1	3						
												80	H	Florida St.		1	3						
												80	N	Florida St.		3	0						
												98	A	Wake Forest		3	0						
												99	A	Virginia Tech		2	3						
												99	H	Virginia Tech		3	1						
LAST 10 GAMES																							
						77	A	South Carolina		3	1	61	H	Miami (Fla.)		1	3						
						40	N	Maryland		0	3	99	A	Virginia Tech		2	3						
						76	N	Clemson		3	0	209	H	North Carolina St.		3	0						
						80	N	Florida St.		3	0	98	A	Wake Forest		3	0						
						80	H	Florida St.		1	3	38	H	Duke		3	0						

Non-Div. I Games:

North Carolina

Alabama

Through Games Of 2004 final RPI

Average RPI Win: 126		WON-LOST	WINNING	LAST 10	STRENGTH OF		OPP. STRENGTH	TEAM	ADJ	CONF.	ADJ CONF.
Average RPI Loss: 45		RECORD	PCT. RANK	GAMES	SCHEDULE		OF SCHEDULE	RPI	RPI	RPI	RPI
DIV. I ONLY		21-9	.7	57	68		51	40	.58978	44	4
DIV. I NON-CONF.		11-2	.84615	15	61		105	23	.63205	26	4
TOTALS		RPI 1-25	RPI 26-50		W-L RECORDS		RPI 51-100		RPI 101-150		RPI 150+
21-9	0-2	0-5		OVERALL		5-1		10-1		6-0	
11-2	0-1	0-1		HOME		4-0		5-0		2-0	
7-4	0-1	0-2		AWAY		1-1		3-0		3-0	
3-3	0-0	0-2		NEUTRAL		0-0		2-1		1-0	
11-2	0-0	0-1		NON-CONFERENCE		3-0		4-1		4-0	
5-0	0-0	0-0		HOME		2-0		2-0		1-0	
3-0	0-0	0-0		AWAY		1-0		0-0		2-0	
3-2	0-0	0-1		NEUTRAL		0-0		2-1		1-0	
10-7	0-2	0-4		CONFERENCE		2-1		6-0		2-0	
6-2	0-1	0-1		HOME		2-0		3-0		1-0	
4-4	0-1	0-2		AWAY		0-1		3-0		1-0	
0-1	0-0	0-1		NEUTRAL		0-0		0-0		0-0	
RPI S	Opponent	Score	RPI S	Opponent	Score	RPI S	Opponent	Score	RPI S	Opponent	Score
8 H	Tennessee	1 	36 A	Georgia	0 	52 H	Col. of Charleston	3 1	103 A	Kentucky	3 2
10 A	Florida	0 	36 N	Georgia	2 	62 A	LSU	1 	103 H	Kentucky	3 0
			39 N	Pittsburgh	2 	62 H	LSU	3 0	109 H	Montana St.	3 0
			42 A	Arkansas	0 	69 A	Texas-Arlington	3 1	113 N	Ark.-Little Rock	3 2
			42 H	Arkansas	1 	77 H	South Carolina	3 0	132 N	Houston	2 
						79 H	Xavier	3 0	136 A	Mississippi St.	3 0
									136 H	Mississippi St.	3 0
									138 N	Tulane	3 1
									143 H	Alabama A&M	3 0
									149 A	Auburn	3 0
									149 H	Auburn	3 0
									155 N	Kent St.	3 1
									156 A	Indiana	3 1
									171 A	Mississippi	3 0
									171 H	Mississippi	3 0
									180 H	Birmingham-So.	3 0
									200 A	Southern Miss.	3 0
			LAST 10 GAMES								
			138 N	Tulane	3 1	136 H	Mississippi St.	3 0			
			132 N	Houston	2 	171 H	Mississippi	3 0			
			36 N	Georgia	2 	62 A	LSU	1 			
			103 H	Kentucky	3 0	42 A	Arkansas	0 			
			149 A	Auburn	3 0	171 A	Mississippi	3 0			

Non-Div. I Games:

Alabama

Average RPI Win:	211	WON-LOST RECORD	WINNING PCT. RANK	LAST 10 GAMES	STRENGTH OF SCHEDULE	OPP. STRENGTH OF SCHEDULE	TEAM RPI	ADJ RPI	CONF. RPI	ADJ CONF. RPI	
Average RPI Loss:	26										
DIV. I ONLY	28- 3	.90323	8	9- 1	208	227	50	.58742	45	32	32
DIV. I NON-CONF.	11- 3	.78571	36	2- 1	59	12	22	.63941	22	32	31
<hr/>											
TOTALS	RPI 1-25	RPI 26-50		W-L RECORDS	RPI 51-100		RPI 101-150		RPI 150+		
28- 3	1- 2	3- 1		OVERALL	1- 0		2- 0		21- 0		
7- 0	0- 0	0- 0		HOME	0- 0		0- 0		7- 0		
9- 1	1- 0	1- 1		AWAY	0- 0		1- 0		6- 0		
12- 2	0- 2	2- 0		NEUTRAL	1- 0		1- 0		8- 0		
<hr/>											
11- 3	1- 2	3- 1		NON-CONFERENCE	1- 0		2- 0		4- 0		
3- 0	0- 0	0- 0		HOME	0- 0		0- 0		3- 0		
4- 1	1- 0	1- 1		AWAY	0- 0		1- 0		1- 0		
4- 2	0- 2	2- 0		NEUTRAL	1- 0		1- 0		0- 0		
<hr/>											
17- 0	0- 0	0- 0		CONFERENCE	0- 0		0- 0		17- 0		
4- 0	0- 0	0- 0		HOME	0- 0		0- 0		4- 0		
5- 0	0- 0	0- 0		AWAY	0- 0		0- 0		5- 0		
8- 0	0- 0	0- 0		NEUTRAL	0- 0		0- 0		8- 0		
<hr/>											
RPI S	Opponent	Score		RPI S	Opponent	Score		RPI S	Opponent	Score	
1 A	Nebraska	3	1	40 N	Maryland	3	0	79 N	Xavier	3	0
10 N	Florida	0	3	43 A	North Carolina	3	0				
19 N	Ohio	0	3	46 N	Ball St.	3	1				
				48 A	Michigan St.	0	3				
											</
















Non-Div. I Games:

Florida A&M

Average RPI Win: 147		WON-LOST RECORD		WINNING PCT. RANK		LAST 10 GAMES		STRENGTH OF SCHEDULE		OPP. STRENGTH OF SCHEDULE		TEAM RPI		ADJ RPI		CONF. RPI		ADJ CONF. RPI	
Average RPI Loss: 60		20- 10		.66667 72		6- 4		61		89		51		.5843 46		11		11	
DIV. I ONLY		7- 5		.58333 135		0- 0		36		55		54		.59081 52		12		12	
DIV. I NON-CONF.																			
TOTALS		RPI 1-25		RPI 26-50		W-L RECORDS		RPI 51-100		RPI 101-150		RPI 150+							
20- 10		0- 3		2- 2		OVERALL		2- 3		7- 2		9- 0							
13- 1		0- 0		2- 0		HOME		2- 1		4- 0		5- 0							
5- 5		0- 2		0- 0		AWAY		0- 1		1- 2		4- 0							
2- 4		0- 1		0- 2		NEUTRAL		0- 1		2- 0		0- 0							
7- 5		0- 2		2- 2		NON-CONFERENCE		0- 1		2- 0		3- 0							
5- 1		0- 0		2- 0		HOME		0- 1		1- 0		2- 0							
1- 1		0- 1		0- 0		AWAY		0- 0		0- 0		1- 0							
1- 3		0- 1		0- 2		NEUTRAL		0- 0		1- 0		0- 0							
13- 5		0- 1		0- 0		CONFERENCE		2- 2		5- 2		6- 0							
8- 0		0- 0		0- 0		HOME		2- 0		3- 0		3- 0							
4- 4		0- 1		0- 0		AWAY		0- 1		1- 2		3- 0							
1- 1		0- 0		0- 0		NEUTRAL		0- 1		1- 0		0- 0							
RPI	S	Opponent		Score		RPI	S	Opponent		Score		RPI	S	Opponent		Score			
1	A	Nebraska		0	3	40	N	Maryland		1	3	51	A	Western Mich.		1	3		
19	A	Ohio		0	3	42	H	Arkansas		3	0	51	H	Western Mich.		3	2		
25	N	Illinois		1	3	45	N	Florida A&M		1	3	55	H	Valparaiso		0	3		
						50	H	Albany (N.Y.)		3	0	72	H	Marshall		3	0		
												72	N	Marshall		2	3		

Non-Div. I Games:

Ball St.

Average RPI Win: 134		WON-LOST	WINNING	LAST 10	STRENGTH OF		OPP. STRENGTH	TEAM	ADJ	CONF.	ADJ CONF.
Average RPI Loss: 41		RECORD	PCT. RANK	GAMES	SCHEDULE		OF SCHEDULE	RPI	RPI	RPI	RPI
DIV. I ONLY		19- 11	.63333	94	6- 4		42	71	47	.58393	47
DIV. I NON-CONF.		10- 2	.83333	19	0- 0		65	135	30	.61928	35
TOTALS		RPI 1-25	RPI 26-50		W-L RECORDS		RPI 51-100		RPI 101-150		RPI 150+
19- 11	0- 4	2- 3		OVERALL		8- 4		2- 0		7- 0	
12- 3	0- 1	1- 1		HOME		5- 1		1- 0		5- 0	
3- 8	0- 3	1- 2		AWAY		1- 3		0- 0		1- 0	
4- 0	0- 0	0- 0		NEUTRAL		2- 0		1- 0		1- 0	
10- 2	0- 2	0- 0		NON-CONFERENCE		3- 0		2- 0		5- 0	
6- 0	0- 0	0- 0		HOME		1- 0		1- 0		4- 0	
0- 2	0- 2	0- 0		AWAY		0- 0		0- 0		0- 0	
4- 0	0- 0	0- 0		NEUTRAL		2- 0		1- 0		1- 0	
9- 9	0- 2	2- 3		CONFERENCE		5- 4		0- 0		2- 0	
6- 3	0- 1	1- 1		HOME		4- 1		0- 0		1- 0	
3- 6	0- 1	1- 2		AWAY		1- 3		0- 0		1- 0	
0- 0	0- 0	0- 0		NEUTRAL		0- 0		0- 0		0- 0	
RPI S	Opponent	Score	RPI S	Opponent	Score	RPI S	Opponent	Score	RPI S	Opponent	Score
11 A	Georgia Tech	1 	38 A	Duke	1 	59 H	Towson	3 1	119 H	Penn	3 2
11 H	Georgia Tech	0 	38 H	Duke	3 0	61 A	Miami (Fla.)	0 	146 N	Jacksonville St.	3 1
14 A	Wisconsin	0 	38 H	Duke	0 	61 H	Miami (Fla.)	1 	157 H	William & Mary	3 0
18 A	Louisville	1 	40 A	Maryland	3 2	68 N	Cincinnati	3 1	183 H	Duquesne	3 0
			43 A	North Carolina	1 	72 N	Marshall	3 1	209 A	North Carolina St.	3 1
						76 A	Clemson	1 	209 H	North Carolina St.	3 1
						76 H	Clemson	3 0	238 H	Va. Commonwealth	3 0
						80 A	Florida St.	2 	260 N	Loyola (Md.)	3 0
						80 H	Florida St.	3 1	289 H	Radford	3 0
						98 A	Wake Forest	3 0			
						98 H	Wake Forest	3 2			
						99 H	Virginia Tech	3 1			
LAST 10 GAMES						80 A	Florida St.	2 			
			38 H	Duke	0 	99 H	Virginia Tech	3 1			
			209 H	North Carolina St.	3 1	40 A	Maryland	3 2			
			11 H	Georgia Tech	0 	98 H	Wake Forest	3 2			
			76 H	Clemson	3 0	38 H	Duke	3 0			
			61 A	Miami (Fla.)	0 						

Non-Div. I Games:

Virginia

Average RPI Win:	82	WON-LOST RECORD	WINNING PCT. RANK	LAST 10 GAMES	STRENGTH OF SCHEDULE	OPP. STRENGTH OF SCHEDULE	TEAM RPI	ADJ RPI	CONF. RPI	ADJ CONF. RPI	
DIV. I ONLY		12- 16	.42857 183	5- 5	7	1	60	.58368 48	1	1	
DIV. I NON-CONF.		5- 3	.625 117	0- 0	5	9	15	.66992 13	1	1	
<hr/>											
TOTALS	RPI 1-25	RPI 26-50		W-L RECORDS	RPI 51-100		RPI 101-150		RPI 150+		
12- 16	2- 11	4- 3		OVERALL	0- 1		3- 0		3- 1		
7- 5	2- 4	2- 1		HOME	0- 0		1- 0		2- 0		
4- 9	0- 5	1- 2		AWAY	0- 1		2- 0		1- 1		
1- 2	0- 2	1- 0		NEUTRAL	0- 0		0- 0		0- 0		
5- 3	1- 2	3- 0		NON-CONFERENCE	0- 1		1- 0		0- 0		
2- 0	1- 0	1- 0		HOME	0- 0		0- 0		0- 0		
2- 1	0- 0	1- 0		AWAY	0- 1		1- 0		0- 0		
1- 2	0- 2	1- 0		NEUTRAL	0- 0		0- 0		0- 0		
7- 13	1- 9	1- 3		CONFERENCE	0- 0		2- 0		3- 1		
5- 5	1- 4	1- 1		HOME	0- 0		1- 0		2- 0		
2- 8	0- 5	0- 2		AWAY	0- 0		1- 0		1- 1		
0- 0	0- 0	0- 0		NEUTRAL	0- 0		0- 0		0- 0		
RPI	S	Opponent	Score	RPI	S	Opponent	Score	RPI	S	Opponent	Score
2	A	Minnesota	0 3	26	A	Wichita St.	3 2	77	A	South Carolina	2 3
2	H	Minnesota	0 3	30	A	Michigan	1 3	104	A	Northwestern	3 0
5	A	Ohio St.	0 3	30	H	Michigan	3 2	104	H	Northwestern	3 1
5	H	Ohio St.	0 3	37	A	Purdue	1 3	123	A	St. John's (N.Y.)	3 0
6	N	Washington	0 3	37	H	Purdue	2 3	156	A	Indiana	3 1
9	A	Penn St.	1 3	42	N	Arkansas	3 1	156	H	Indiana	3 0
9	H	Penn St.	0 3	45	H	Florida A&M	3 0	159	A	Iowa	1 3
14	A	Wisconsin	1 3					159	H	Iowa	3 0
14	H	Wisconsin	0 3								
16	N	Notre Dame	1 3								
19	H	Ohio	3 0								
25	A	Illinois	0 3								
25	H	Illinois	3 1								
<hr/>											
LAST 10 GAMES											
5 H Ohio St.				0 3	159 H Iowa				3 0		
9 H Penn St.				0 3	156 A Indiana				3 1		
14 A Wisconsin				1 3	37 A Purdue				1 3		
104 A Northwestern				3 0	25 H Illinois				3 1		
2 H Minnesota				0 3	30 H Michigan				3 2		

Non-Div. I Games:

Michigan St.

Colorado

Through Games Of 2004 final RPI

Average RPI Win:	105	WON-LOST	WINNING	LAST 10	STRENGTH OF	OPP. STRENGTH	TEAM	ADJ	CONF.	ADJ CONF.	
Average RPI Loss:	36	RECORD	PCT. RANK	GAMES	SCHEDULE	OF SCHEDULE	RPI	RPI	RPI	RPI	
DIV. I ONLY	14- 14	.5	153	4- 6	15	19	57	.58129	49	3	3
DIV. I NON-CONF.	5- 3	.625	117	0- 1	11	27	25	.63556	24	3	3
<hr/>											
TOTALS	RPI 1-25	RPI 26-50		W-L RECORDS	RPI 51-100		RPI 101-150		RPI 150+		
14- 14	2- 11	2- 0		OVERALL	2- 1		5- 1		3- 1		
10- 5	2- 5	2- 0		HOME	1- 0		3- 0		2- 0		
3- 8	0- 5	0- 0		AWAY	0- 1		2- 1		1- 1		
1- 1	0- 1	0- 0		NEUTRAL	1- 0		0- 0		0- 0		
<hr/>											
5- 3	1- 2	2- 0		NON-CONFERENCE	1- 0		0- 0		1- 1		
4- 1	1- 1	2- 0		HOME	0- 0		0- 0		1- 0		
0- 1	0- 0	0- 0		AWAY	0- 0		0- 0		0- 1		
1- 1	0- 1	0- 0		NEUTRAL	1- 0		0- 0		0- 0		
<hr/>											
9- 11	1- 9	0- 0		CONFERENCE	1- 1		5- 1		2- 0		
6- 4	1- 4	0- 0		HOME	1- 0		3- 0		1- 0		
3- 7	0- 5	0- 0		AWAY	0- 1		2- 1		1- 0		
0- 0	0- 0	0- 0		NEUTRAL	0- 0		0- 0		0- 0		
<hr/>											
RPI S	Opponent	Score	RPI S	Opponent	Score	RPI S	Opponent	Score	RPI S	Opponent	Score
1 A	Nebraska	0 3	39 H	Pittsburgh	3 0	54 A	Kansas	0 3	121 A	Texas Tech	3 1
1 H	Nebraska	0 3	43 H	North Carolina	3 1	54 H	Kansas	3 0	121 H	Texas Tech	3 1
3 N	Hawaii	1 3				83 N	Cal St. Northridge	3 0	127 A	Oklahoma	2 3
13 H	San Diego	3 2							127 H	Oklahoma	3 0
15 A	Texas	2 3							150 A	Baylor	3 0
15 H	Texas	1 3							150 H	Baylor	3 0
17 A	Texas A&M	0 3							161 A	Oregon	0 3
17 H	Texas A&M	1 3							179 A	Iowa St.	3 0
22 A	Kansas St.	1 3							179 H	Iowa St.	3 0
22 H	Kansas St.	3 0							193 H	Denver	3 1
23 H	Colorado St.	0 3									
24 A	Missouri	0 3									
24 H	Missouri	0 3									
<hr/>											
LAST 10 GAMES											
3 N	Hawaii	1 3	22 A	Kansas St.	1 3						
54 A	Kansas	0 3	17 A	Texas A&M	0 3						
179 H	Iowa St.	3 0	15 H	Texas	1 3						
150 A	Baylor	3 0	121 H	Texas Tech	3 1						
127 H	Oklahoma	3 0	1 A	Nebraska	0 3						

Non-Div. I Games:

Colorado

Average RPI Win:	184	WON-LOST RECORD	WINNING PCT. RANK	LAST 10 GAMES	STRENGTH OF SCHEDULE	OPP. STRENGTH OF SCHEDULE	TEAM RPI	ADJ RPI	CONF. RPI	ADJ CONF. RPI		
Average RPI Loss:	74											
DIV. I ONLY		27- 7	.79412	29	8- 2	127	171	46	.58119	50	17	18
DIV. I NON-CONF.		12- 6	.66667	87	0- 1	88	127	70	.56591	72	21	21
<hr/>												
TOTALS	RPI 1-25	RPI 26-50		W-L RECORDS		RPI 51-100		RPI 101-150		RPI 150+		
27- 7	0- 0	0- 2		OVERALL		5- 3		3- 2		19- 0		
12- 0	0- 0	0- 0		HOME		1- 0		2- 0		9- 0		
9- 5	0- 0	0- 1		AWAY		3- 2		0- 2		6- 0		
6- 2	0- 0	0- 1		NEUTRAL		1- 1		1- 0		4- 0		
12- 6	0- 0	0- 2		NON-CONFERENCE		3- 3		1- 1		8- 0		
3- 0	0- 0	0- 0		HOME		0- 0		0- 0		3- 0		
3- 4	0- 0	0- 1		AWAY		2- 2		0- 1		1- 0		
6- 2	0- 0	0- 1		NEUTRAL		1- 1		1- 0		4- 0		
15- 1	0- 0	0- 0		CONFERENCE		2- 0		2- 1		11- 0		
9- 0	0- 0	0- 0		HOME		1- 0		2- 0		6- 0		
6- 1	0- 0	0- 0		AWAY		1- 0		0- 1		5- 0		
0- 0	0- 0	0- 0		NEUTRAL		0- 0		0- 0		0- 0		
RPI	S	Opponent	Score	RPI	S	Opponent	Score	RPI	S	Opponent	Score	
27	N	Arizona	1 3	55	N	Valparaiso	0 3	102	A	IPFW	1 3	
46	A	Ball St.	0 3	63	A	American	3 0	117	A	Maine	2 3	
				84	A	Yale	1 3	117	H	Maine	3 0	
				85	A	Delaware	1 3	117	H	Maine	3 2	
				86	A	Syracuse	3 2	133	N	Temple	3 0	
				88	N	Boston College	3 2	182	N	New Mexico	3 0	
				91	A	Northeastern	3 0	188	A	Stony Brook	3 1	
				91	H	Northeastern	3 1	188	H	Stony Brook	3 0	
								189	H	Iona	3 0	
								190	N	Southeast Mo. St.	3 0	
								194	A	Binghamton	3 0	
								194	H	Binghamton	3 0	
								194	H	Binghamton	3 0	
								195	H	Seton Hall	3 0	
								214	A	UMBC	3 1	
								214	H	UMBC	3 0	
								224	N	George Washington	3 1	
								227	N	St. Peter's	3 0	
								229	A	New Hampshire	3 1	
								229	H	New Hampshire	3 0	
								236	A	Brown	3 0	
								283	H	Siena	3 0	
								303	A	Hartford	3 0	
								303	H	Hartford	3 0	
LAST 10 GAMES				LAST 10 GAMES				LAST 10 GAMES				
84	A	Yale	1 3	214	H	UMBC	3 0					
117	H	Maine	3 2	188	H	Stony Brook	3 0					
194	H	Binghamton	3 0	303	H	Hartford	3 0					
229	A	New Hampshire	3 1	91	H	Northeastern	3 1					
117	A	Maine	2 3	194	A	Binghamton	3 0					

Non-Div. I Games:

Albany (N.Y.)

Average RPI Win:	150	WON-LOST RECORD	WINNING PCT. RANK	LAST 10 GAMES	STRENGTH OF SCHEDULE	OPP. STRENGTH OF SCHEDULE	TEAM RPI	ADJ RPI	CONF. RPI	ADJ CONF. RPI				
DIV. I ONLY		19- 11	.63333	94	8- 2	48	77	52	.57987	51	11	11		
DIV. I NON-CONF.		6- 5	.54545	146	0- 0	16	14	40	.60885	40	12	12		
<hr/>														
TOTALS	RPI 1-25	RPI 26-50		W-L RECORDS		RPI 51-100		RPI 101-150		RPI 150+				
19- 11	0- 5	2- 3		OVERALL		2- 1		8- 1		7- 1				
11- 2	0- 1	1- 1		HOME		1- 0		4- 0		5- 0				
6- 5	0- 1	1- 1		AWAY		0- 1		3- 1		2- 1				
2- 4	0- 3	0- 1		NEUTRAL		1- 0		1- 0		0- 0				
<hr/>														
6- 5	0- 3	1- 2		NON-CONFERENCE		2- 0		2- 0		1- 0				
2- 2	0- 1	0- 1		HOME		1- 0		1- 0		0- 0				
3- 0	0- 0	1- 0		AWAY		0- 0		1- 0		1- 0				
1- 3	0- 2	0- 1		NEUTRAL		1- 0		0- 0		0- 0				
<hr/>														
13- 6	0- 2	1- 1		CONFERENCE		0- 1		6- 1		6- 1				
9- 0	0- 0	1- 0		HOME		0- 0		3- 0		5- 0				
3- 5	0- 1	0- 1		AWAY		0- 1		2- 1		1- 1				
1- 1	0- 1	0- 0		NEUTRAL		0- 0		1- 0		0- 0				
<hr/>														
RPI	S	Opponent	Score		RPI	S	Opponent	Score		RPI	S	Opponent	Score	
1	H	Nebraska	0	3	30	A	Michigan	3	2	72	A	Marshall	1	3
5	N	Ohio St.	1	3	41	H	Marquette	1	3	73	H	Rutgers	3	0
8	N	Tennessee	1	3	43	N	North Carolina	0	3	99	N	Virginia Tech	3	2
19	A	Ohio	0	3	46	A	Ball St.	2	3					
19	N	Ohio	2	3	46	H	Ball St.	3	1					

Non-Div. I Games:

Western Mich.

Average RPI Win:		206	WON-LOST RECORD		WINNING PCT. RANK		LAST 10 GAMES		STRENGTH OF SCHEDULE		OPP. STRENGTH OF SCHEDULE		TEAM RPI		ADJ RPI		CONF. RPI		ADJ CONF. RPI	
Average RPI Loss:		59																		
DIV. I ONLY			26- 6		.8125 25		9- 1		141		205		49		.57963 52		25		25	
DIV. I NON-CONF.			8- 5		.61538 122		0- 1		47		82		59		.58257 59		26		26	
TOTALS		RPI 1-25		RPI 26-50		W-L RECORDS		RPI 51-100		RPI 101-150		RPI 150+								
26- 6		0- 1		0- 3		OVERALL		2- 0		4- 2		20- 0								
12- 1		0- 0		0- 1		HOME		0- 0		2- 0		10- 0								
8- 4		0- 1		0- 2		AWAY		1- 0		1- 1		6- 0								
6- 1		0- 0		0- 0		NEUTRAL		1- 0		1- 1		4- 0								
8- 5		0- 1		0- 3		NON-CONFERENCE		2- 0		1- 1		5- 0								
4- 1		0- 0		0- 1		HOME		0- 0		1- 0		3- 0								
1- 3		0- 1		0- 2		AWAY		1- 0		0- 0		0- 0								
3- 1		0- 0		0- 0		NEUTRAL		1- 0		0- 1		2- 0								
18- 1		0- 0		0- 0		CONFERENCE		0- 0		3- 1		15- 0								
8- 0		0- 0		0- 0		HOME		0- 0		1- 0		7- 0								
7- 1		0- 0		0- 0		AWAY		0- 0		1- 1		6- 0								
3- 0		0- 0		0- 0		NEUTRAL		0- 0		1- 0		2- 0								
RPI	S	Opponent		Score		RPI	S	Opponent		Score		RPI	S	Opponent		Score				
7	A	Southern California		0	3	36	A	Georgia		1	3	78	A	Wis.-Milwaukee		3	0			
						38	H	Duke		0	3	79	N	Xavier		3	2			
						44	A	Alabama		1	3									
														105 A Appalachian St.		3	0			
														105 N Appalachian St.		3	1			
														109 N Montana St.		2	3			
														118 H Coastal Caro.		3	0			
														122 A Ga. Southern		2	3			
														122 H Ga. Southern		3	1			
														152 N St. Louis		3	0			
														187 H Georgia St.		3	0			
														198 N IUPUI		3	0			
														204 H Elon		3	0			
														213 A Furman		3	0			
														213 H Furman		3	0			
														213 N Furman		3	0			
														215 H East Caro.		3	0			
														220 H Western Caro.		3	0			
														222 H Charleston So.		3	0			
														248 A Davidson		3	1			
														248 H Davidson		3	0			
														268 A Chattanooga		3	0			
														268 N Chattanooga		3	1			
														269 A Citadel		3	0			
														269 H Citadel		3	0			
														271 A Wofford		3	0			
														271 H Wofford		3	0			
														287 A East Tenn. St.		3	0			
														305 H UNC Greensboro		3	0			
LAST 10 GAMES																				
7	A	Southern California		0	3	213	A	Furman		3	0	271	A	Wofford		3	0			
105	N	Appalachian St.		3	1	271	A	Wofford		3	0	287	A	East Tenn. St.		3	0			
213	N	Furman		3	0	248	H	Davidson		3	0	305	H	UNC Greensboro		3	0			
268	N	Chattanooga		3	1	122	H	Ga. Southern		3	1									
269	H	Citadel		3	0	305	H	UNC Greensboro		3	0									

Non-Div. I Games:

Col. of Charleston

Average RPI Win:		206	WON-LOST RECORD		WINNING PCT. RANK	LAST 10 GAMES	STRENGTH OF SCHEDULE		OPP. STRENGTH OF SCHEDULE	TEAM RPI	ADJ RPI	CONF. RPI	ADJ CONF. RPI
Average RPI Loss:		44											
DIV. I ONLY		31- 4			.88571 10	8- 2	195		206	44	.5794 53	19	22
DIV. I NON-CONF.		14- 4			.77778 41	1- 2	156		175	81	.55721 83	24	24
TOTALS		RPI 1-25	RPI 26-50		W-L RECORDS		RPI 51-100		RPI 101-150		RPI 150+		
31- 4		0- 2	0- 0		OVERALL		2- 2		4- 0		25- 0		
14- 0		0- 0	0- 0		HOME		0- 0		1- 0		13- 0		
12- 2		0- 1	0- 0		AWAY		2- 1		1- 0		9- 0		
5- 2		0- 1	0- 0		NEUTRAL		0- 1		2- 0		3- 0		
14- 4		0- 2	0- 0		NON-CONFERENCE		2- 2		1- 0		11- 0		
6- 0		0- 0	0- 0		HOME		0- 0		0- 0		6- 0		
5- 2		0- 1	0- 0		AWAY		2- 1		0- 0		3- 0		
3- 2		0- 1	0- 0		NEUTRAL		0- 1		1- 0		2- 0		
17- 0		0- 0	0- 0		CONFERENCE		0- 0		3- 0		14- 0		
8- 0		0- 0	0- 0		HOME		0- 0		1- 0		7- 0		
7- 0		0- 0	0- 0		AWAY		0- 0		1- 0		6- 0		
2- 0		0- 0	0- 0		NEUTRAL		0- 0		1- 0		1- 0		
RPI S	Opponent	Score	RPI S	Opponent	Score	RPI S	Opponent	Score	RPI S	Opponent	Score		
11 A	Georgia Tech	0 3				67 N	Northern Iowa	1 3	112 N	George Mason	3 1		
17 N	Texas A&M	0 3				76 A	Clemson	3 2	118 A	Coastal Caro.	3 2		
						80 A	Florida St.	1 3	118 H	Coastal Caro.	3 0		
						98 A	Wake Forest	3 2	118 N	Coastal Caro.	3 2		
									151 H	Charlotte	3 1		
									160 H	Belmont	3 1		
									180 A	Birmingham-So.	3 0		
									180 H	Birmingham-So.	3 1		
									184 A	Liberty	3 1		
									184 H	Liberty	3 0		
									184 N	Liberty	3 2		
									204 A	Elon	3 1		
									215 H	East Caro.	3 0		
									217 A	UNC Asheville	3 2		
									217 H	UNC Asheville	3 0		
									220 H	Western Caro.	3 0		
									222 A	Charleston So.	3 1		
									222 H	Charleston So.	3 0		
									241 A	High Point	3 1		
									241 H	High Point	3 0		
									248 A	Davidson	3 1		
									257 N	Troy	3 0		
									269 N	Citadel	3 0		
									271 H	Wofford	3 0		
									289 A	Radford	3 0		
									289 H	Radford	3 0		
									289 H	Radford	3 0		
			LAST 10 GAMES										
			17 N	Texas A&M	0 3	241 H	High Point	3 0	269 N	Citadel	3 0		
			11 A	Georgia Tech	0 3	309 A	Gardner-Webb	3 0	271 H	Wofford	3 0		
			118 N	Coastal Caro.	3 2	180 H	Birmingham-So.	3 1	289 A	Radford	3 0		
			184 N	Liberty	3 2	217 H	UNC Asheville	3 0	289 H	Radford	3 0		
			289 H	Radford	3 0	289 A	Radford	3 0	289 H	Radford	3 0		

Non-Div. I Games:

Winthrop

Winthrop

Average RPI Win:	131	WON-LOST RECORD	WINNING PCT. RANK	LAST 10 GAMES	STRENGTH OF SCHEDULE	OPP. STRENGTH OF SCHEDULE	TEAM RPI	ADJ RPI	CONF. RPI	ADJ CONF. RPI				
DIV. I ONLY		19- 12	.6129	106	6- 4	54	29	53	.57915	54	3	3		
DIV. I NON-CONF.		10- 1	.90909	7	1- 1	104	63	26	.63153	27	3	3		

TOTALS	RPI 1-25	RPI 26-50			W-L RECORDS		RPI 51-100		RPI 101-150		RPI 150+			
19- 12	2- 10	3- 1			OVERALL		1- 0		5- 1		8- 0			
10- 4	2- 4	1- 0			HOME		0- 0		3- 0		4- 0			
6- 8	0- 6	1- 1			AWAY		0- 0		2- 1		3- 0			
3- 0	0- 0	1- 0			NEUTRAL		1- 0		0- 0		1- 0			
10- 1	1- 1	2- 0			NON-CONFERENCE		1- 0		0- 0		6- 0			
4- 0	1- 0	0- 0			HOME		0- 0		0- 0		3- 0			
3- 1	0- 1	1- 0			AWAY		0- 0		0- 0		2- 0			
3- 0	0- 0	1- 0			NEUTRAL		1- 0		0- 0		1- 0			
9- 11	1- 9	1- 1			CONFERENCE		0- 0		5- 1		2- 0			
6- 4	1- 4	1- 0			HOME		0- 0		3- 0		1- 0			
3- 7	0- 5	0- 1			AWAY		0- 0		2- 1		1- 0			
0- 0	0- 0	0- 0			NEUTRAL		0- 0		0- 0		0- 0			
RPI	S	Opponent	Score		RPI	S	Opponent	Score		RPI	S	Opponent	Score	
1	A	Nebraska	0	3	29	N	Santa Clara	3	1	97	N	Loyola (Ill.)	3	1
1	H	Nebraska	0	3	42	A	Arkansas	3	1	121	A	Texas Tech	3	0
6	A	Washington	2	3	49	A	Colorado	0	3	121	H	Texas Tech	3	0
14	H	Wisconsin	3	1	49	H	Colorado	3	0	127	A	Oklahoma	3	0
15	A	Texas	1	3						127	H	Oklahoma	3	0
15	H	Texas	0	3						150	A	Baylor	1	3
17	A	Texas A&M	1	3						150	H	Baylor	3	0
17	H	Texas A&M	3	0						162	A	Oral Roberts	3	0
22	A	Kansas St.	0	3						179	A	Iowa St.	3	2
22	H	Kansas St.	2	3						179	H	Iowa St.	3	0
24	A	Missouri	0	3						181	H	North Dakota St.	3	0
24	H	Missouri	2	3						193	H	Denver	3	0
										210	H	Rhode Island	3	0
										228	N	North Texas	3	0
										255	A	UMKC	3	0

LAST 10 GAMES														
6	A	Washington	2	3	15	A	Texas	1	3					
29	N	Santa Clara	3	1	1	A	Nebraska	0	3					
49	H	Colorado	3	0	150	H	Baylor	3	0					
121	A	Texas Tech	3	0	127	H	Oklahoma	3	0					
17	H	Texas A&M	3	0	24	A	Missouri	0	3					

Non-Div. I Games:

Kansas

Valparaiso

Through Games Of 2004 final RPI

Average RPI Win:	189	WON-LOST	WINNING	LAST 10	STRENGTH OF	OPP. STRENGTH	TEAM	ADJ	CONF.	ADJ CONF.	
Average RPI Loss:	46	RECORD	PCT. RANK	GAMES	SCHEDULE	OF SCHEDULE	RPI	RPI	RPI	RPI	
DIV. I ONLY	29- 5	.85294	16	9- 1	206	140	56	.57882	55	27	27
DIV. I NON-CONF.	13- 5	.72222	64	2- 1	103	50	56	.58857	55	25	25
<hr/>											
TOTALS	RPI 1-25	RPI 26-50		W-L RECORDS	RPI 51-100		RPI 101-150		RPI 150+		
29- 5	1- 1	2- 3		OVERALL	0- 0		2- 1		24- 0		
10- 1	0- 0	0- 1		HOME	0- 0		1- 0		9- 0		
13- 3	1- 0	1- 2		AWAY	0- 0		0- 1		11- 0		
6- 1	0- 1	1- 0		NEUTRAL	0- 0		1- 0		4- 0		
<hr/>											
13- 5	1- 1	2- 3		NON-CONFERENCE	0- 0		2- 1		8- 0		
3- 1	0- 0	0- 1		HOME	0- 0		1- 0		2- 0		
5- 3	1- 0	1- 2		AWAY	0- 0		0- 1		3- 0		
5- 1	0- 1	1- 0		NEUTRAL	0- 0		1- 0		3- 0		
<hr/>											
16- 0	0- 0	0- 0		CONFERENCE	0- 0		0- 0		16- 0		
7- 0	0- 0	0- 0		HOME	0- 0		0- 0		7- 0		
8- 0	0- 0	0- 0		AWAY	0- 0		0- 0		8- 0		
1- 0	0- 0	0- 0		NEUTRAL	0- 0		0- 0		1- 0		
<hr/>											
RPI S	Opponent	Score		RPI S	Opponent	Score		RPI S	Opponent	Score	
16 A	Notre Dame	3	2	30 H	Michigan	0	3	102 H	IPFW	3	0
16 N	Notre Dame	1	3	37 A	Purdue	1	3	103 A	Kentucky	1	3
				42 A	Arkansas	2	3	129 N	Hofstra	3	1
				46 A	Ball St.	3	0	152 A	St. Louis	3	0
				50 N	Albany (N.Y.)	3	0	152 A	St. Louis	3	1
								154 N	Indiana St.	3	0
								162 A	Oral Roberts	3	0
								162 A	Oral Roberts	3	2
								162 H	Oral Roberts	3	1
								169 H	Toledo	3	0
								175 H	DePaul	3	2
								190 N	Southeast Mo. St.	3	0
								198 A	IUPUI	3	1
								198 H	IUPUI	3	0
								198 N	IUPUI	3	1
								206 A	Western Ill.	3	0
								206 H	Western Ill.	3	0
								228 N	North Texas	3	2
								237 A	Central Mich.	3	0
								250 A	Chicago St.	3	0
								250 H	Chicago St.	3	0
								255 A	UMKC	3	1
								255 H	UMKC	3	1
								285 A	Oakland	3	0
								285 H	Oakland	3	0
								306 A	Centenary (La.)	3	0
								306 H	Centenary (La.)	3	0
				LAST 10 GAMES							
				16 N	Notre Dame	1	3	198 A	IUPUI	3	1
				162 A	Oral Roberts	3	0	250 A	Chicago St.	3	0
				198 N	IUPUI	3	1	102 H	IPFW	3	0
				237 A	Central Mich.	3	0	206 H	Western Ill.	3	0
				285 A	Oakland	3	0	255 H	UMKC	3	1

Non-Div. I Games:

Valparaiso

Average RPI Win:	131	WON-LOST RECORD	WINNING PCT. RANK	LAST 10 GAMES	STRENGTH OF SCHEDULE	OPP. STRENGTH OF SCHEDULE	TEAM RPI	ADJ RPI	CONF. RPI	ADJ CONF. RPI					
DIV. I ONLY		17- 12	.58621	114	4- 6	53	33	65	.5784	56	6	6			
DIV. I NON-CONF.		9- 6	.6	127	0- 2	48	21	53	.5942	51	6	5			
<hr/>															
TOTALS	RPI 1-25	RPI 26-50		W-L RECORDS		RPI 51-100		RPI 101-150		RPI 150+					
17- 12	1- 7	2- 3		OVERALL		3- 2		4- 0		7- 0					
12- 4	0- 3	2- 0		HOME		3- 1		3- 0		4- 0					
5- 6	1- 3	0- 2		AWAY		0- 1		1- 0		3- 0					
0- 2	0- 1	0- 1		NEUTRAL		0- 0		0- 0		0- 0					
<hr/>															
9- 6	1- 3	1- 2		NON-CONFERENCE		2- 1		2- 0		3- 0					
7- 2	0- 1	1- 0		HOME		2- 1		2- 0		2- 0					
2- 2	1- 1	0- 1		AWAY		0- 0		0- 0		1- 0					
0- 2	0- 1	0- 1		NEUTRAL		0- 0		0- 0		0- 0					
<hr/>															
8- 6	0- 4	1- 1		CONFERENCE		1- 1		2- 0		4- 0					
5- 2	0- 2	1- 0		HOME		1- 0		1- 0		2- 0					
3- 4	0- 2	0- 1		AWAY		0- 1		1- 0		2- 0					
0- 0	0- 0	0- 0		NEUTRAL		0- 0		0- 0		0- 0					
<hr/>															
RPI S	Opponent	Score		RPI S	Opponent	Score		RPI S	Opponent	Score		RPI S	Opponent	Score	
2 N	Minnesota	0	3	29 A	Santa Clara	1	3	60 A	Pepperdine	0	3	134 A	San Francisco	3	1
8 H	Tennessee	0	3	29 H	Santa Clara	3	1	60 H	Pepperdine	3	1	134 H	San Francisco	3	1
12 A	St. Mary's (Cal.)	1	3	33 N	Rice	0	3	61 H	Miami (Fla.)	3	0	139 H	Villanova	3	0
12 H	St. Mary's (Cal.)	1	3	38 H	Duke	3	1	68 H	Cincinnati	3	0	142 H	Cal St. Fullerton	3	0
13 A	San Diego	0	3	43 A	North Carolina	2	3	83 H	Cal St. Northridge	2	3	173 H	UC Riverside	3	0
13 H	San Diego	2	3									186 A	Portland	3	1
20 A	UC Santa Barb.	3	1									186 H	Portland	3	0
21 A	UCLA	1	3									199 H	Washington St.	3	1
												203 A	San Diego St.	3	0
												230 A	Gonzaga	3	0
												230 H	Gonzaga	3	0
<hr/>															
LAST 10 GAMES															
21 A	UCLA	1	3	230 A	Gonzaga	3	0								
83 H	Cal St. Northridge	2	3	60 A	Pepperdine	0	3								
29 H	Santa Clara	3	1	12 H	St. Mary's (Cal.)	1	3								
13 H	San Diego	2	3	134 H	San Francisco	3	1								
186 A	Portland	3	1	13 A	San Diego	0	3								

Non-Div. I Games:

Loyola Marymount

Average RPI Win: 184		WON-LOST	WINNING	LAST 10	STRENGTH OF		OPP. STRENGTH	TEAM	ADJ	CONF.	ADJ CONF.
Average RPI Loss: 82		RECORD	PCT. RANK	GAMES	SCHEDULE		OF SCHEDULE	RPI	RPI	RPI	RPI
DIV. I ONLY		26-6	.8125	25	9-1		153	150	48	.57674	57
DIV. I NON-CONF.		8-2	.8	29	0-0		251	146	109	.5341	108
TOTALS		RPI 1-25	RPI 26-50		W-L RECORDS		RPI 51-100		RPI 101-150		RPI 150+
26-6	0-0		1-2		OVERALL		1-3		5-0		19-1
9-3	0-0		0-1		HOME		1-1		1-0		7-1
11-2	0-0		1-0		AWAY		0-2		1-0		9-0
6-1	0-0		0-1		NEUTRAL		0-0		3-0		3-0
8-2	0-0		0-0		NON-CONFERENCE		0-2		2-0		6-0
1-1	0-0		0-0		HOME		0-1		0-0		1-0
2-1	0-0		0-0		AWAY		0-1		0-0		2-0
5-0	0-0		0-0		NEUTRAL		0-0		2-0		3-0
18-4	0-0		1-2		CONFERENCE		1-1		3-0		13-1
8-2	0-0		0-1		HOME		1-0		1-0		6-1
9-1	0-0		1-0		AWAY		0-1		1-0		7-0
1-1	0-0		0-1		NEUTRAL		0-0		1-0		0-0
RPI S	Opponent	Score	RPI S	Opponent	Score	RPI S	Opponent	Score	RPI S	Opponent	Score
			34 A	Texas St.	3 0	69 A	Texas-Arlington	2 3	113 N	Ark.-Little Rock	3 1
			34 H	Texas St.	1 3	69 H	Texas-Arlington	3 0	128 A	McNeese St.	3 2
			34 N	Texas St.	1 3	90 H	Southern Methodist	0 3	128 H	McNeese St.	3 0
						94 A	Arkansas St.	2 3	128 N	McNeese St.	3 1
									143 N	Alabama A&M	3 0
									158 A	Sam Houston St.	3 2
									158 H	Sam Houston St.	3 1
									166 A	Texas-San Antonio	3 0
									166 H	Texas-San Antonio	3 0
									168 A	Nicholls St.	3 1
									168 H	Nicholls St.	1 3
									172 N	Austin Peay	3 0
									178 A	Louisiana Tech	3 1
									205 A	Southeastern La.	3 0
									205 H	Southeastern La.	3 1
									207 A	Northwestern St.	3 1
									207 H	Northwestern St.	3 0
									228 H	North Texas	3 0
									252 N	Jackson St.	3 0
									254 A	Lamar	3 0
									254 H	Lamar	3 0
									258 N	Murray St.	3 1
									259 A	La.-Monroe	3 0
									259 H	La.-Monroe	3 0
									284 A	UAB	3 0
			LAST 10 GAMES								
			34 N	Texas St.	1 3	158 H	Sam Houston St.	3 1			
			128 N	McNeese St.	3 1	69 H	Texas-Arlington	3 0			
			254 H	Lamar	3 0	259 A	La.-Monroe	3 0			
			128 H	McNeese St.	3 0	166 A	Texas-San Antonio	3 0			
			207 A	Northwestern St.	3 1	34 A	Texas St.	3 0			

Non-Div. I Games:

Stephen F. Austin

Average RPI Win:	140	WON-LOST RECORD	WINNING PCT. RANK	LAST 10 GAMES	STRENGTH OF SCHEDULE	OPP. STRENGTH OF SCHEDULE	TEAM RPI	ADJ RPI	CONF. RPI	ADJ CONF. RPI	
DIV. I ONLY		18- 11	.62069 100	5- 5	59	62	62	.57595 58	9	9	
DIV. I NON-CONF.		7- 4	.63636 114	0- 2	60	33	52	.58916 54	7	7	
<hr/>											
TOTALS	RPI 1-25	RPI 26-50		W-L RECORDS	RPI 51-100		RPI 101-150		RPI 150+		
18- 11	0- 4	2- 3		OVERALL	5- 3		3- 1		8- 0		
14- 2	0- 1	2- 0		HOME	4- 1		2- 0		6- 0		
4- 6	0- 2	0- 1		AWAY	1- 2		1- 1		2- 0		
0- 3	0- 1	0- 2		NEUTRAL	0- 0		0- 0		0- 0		
<hr/>											
7- 4	0- 2	1- 2		NON-CONFERENCE	2- 0		0- 0		4- 0		
7- 0	0- 0	1- 0		HOME	2- 0		0- 0		4- 0		
0- 1	0- 1	0- 0		AWAY	0- 0		0- 0		0- 0		
0- 3	0- 1	0- 2		NEUTRAL	0- 0		0- 0		0- 0		
<hr/>											
11- 7	0- 2	1- 1		CONFERENCE	3- 3		3- 1		4- 0		
7- 2	0- 1	1- 0		HOME	2- 1		2- 0		2- 0		
4- 5	0- 1	0- 1		AWAY	1- 2		1- 1		2- 0		
0- 0	0- 0	0- 0		NEUTRAL	0- 0		0- 0		0- 0		
<hr/>											
RPI S	Opponent	Score	RPI S	Opponent	Score	RPI S	Opponent	Score	RPI S	Opponent	Score
3 A	Hawaii	1 3	27 N	Arizona	0 3	64 A	Pacific	0 3	135 A	Utah St.	3 1
16 N	Notre Dame	0 3	28 A	Long Beach St.	1 3	64 H	Pacific	0 3	135 H	Utah St.	3 1
20 A	UC Santa Barb.	0 3	28 H	Long Beach St.	3 1	83 A	Cal St. Northridge	2 3	142 A	Cal St. Fullerton	2 3
20 H	UC Santa Barb.	1 3	31 H	Utah	3 2	83 H	Cal St. Northridge	3 2	142 H	Cal St. Fullerton	3 0
			32 N	California	0 3	84 H	Yale	3 0	157 H	William & Mary	3 0
						91 H	Northeastern	3 0	173 A	UC Riverside	3 2
						92 A	Idaho	3 2	173 H	UC Riverside	3 2
						92 H	Idaho	3 1	184 H	Liberty	3 0
									223 A	Cal Poly	3 0
									223 H	Cal Poly	3 0
									224 H	George Washington	3 0
									246 H	UC Davis	3 0
<hr/>											
LAST 10 GAMES											
27 N	Arizona	0 3	223 H	Cal Poly	3 0						
16 N	Notre Dame	0 3	28 A	Long Beach St.	1 3						
173 A	UC Riverside	3 2	92 A	Idaho	3 2						
142 A	Cal St. Fullerton	2 3	135 A	Utah St.	3 1						
20 H	UC Santa Barb.	1 3	83 H	Cal St. Northridge	3 2						

Non-Div. I Games:

UC Irvine

Average RPI Win: 172		WON-LOST RECORD		WINNING PCT. RANK		LAST 10 GAMES		STRENGTH OF SCHEDULE		OPP. STRENGTH OF SCHEDULE		TEAM RPI		ADJ RPI		CONF. RPI		ADJ CONF. RPI					
DIV. I ONLY		25- 9		.73529 46		8- 2		104		123		54		.57585 59		15		14					
DIV. I NON-CONF.		10- 8		.55556 142		1- 2		147		86		136		.51945 133		14		14					
TOTALS		RPI 1-25		RPI 26-50		W-L RECORDS		RPI 51-100		RPI 101-150		RPI 150+											
25- 9		0- 1		0- 4		OVERALL		5- 2		8- 2		12- 0											
15- 1		0- 0		0- 0		HOME		2- 0		5- 1		8- 0											
7- 4		0- 0		0- 3		AWAY		2- 0		2- 1		3- 0											
3- 4		0- 1		0- 1		NEUTRAL		1- 2		1- 0		1- 0											
10- 8		0- 1		0- 4		NON-CONFERENCE		2- 2		2- 1		6- 0											
6- 1		0- 0		0- 0		HOME		0- 0		1- 1		5- 0											
1- 3		0- 0		0- 3		AWAY		1- 0		0- 0		0- 0											
3- 4		0- 1		0- 1		NEUTRAL		1- 2		1- 0		1- 0											
15- 1		0- 0		0- 0		CONFERENCE		3- 0		6- 1		6- 0											
9- 0		0- 0		0- 0		HOME		2- 0		4- 0		3- 0											
6- 1		0- 0		0- 0		AWAY		1- 0		2- 1		3- 0											
0- 0		0- 0		0- 0		NEUTRAL		0- 0		0- 0		0- 0											
RPI	S	Opponent		Score		RPI	S	Opponent		Score		RPI	S	Opponent		Score							
10	N	Florida		2	3	38	A	Duke		0	3	73	N	Rutgers		2	3	105	H	Appalachian St.		2	3
						40	A	Maryland		0	3	77	N	South Carolina		0	3	108	H	Georgetown		3	0
						40	N	Maryland		0	3	85	A	Delaware		3	0	112	A	George Mason		3	0
						47	A	Virginia		1	3	85	H	Delaware		3	1	112	H	George Mason		3	0
												85	H	Delaware		3	0	112	H	George Mason		3	0
												98	N	Wake Forest		3	0	129	A	Hofstra		2	3
												99	A	Virginia Tech		3	0	129	H	Hofstra		3	0
																		137	A	James Madison		3	0
																		137	H	James Madison		3	0
																		141	N	Northern Ill.		3	2
																		157	A	William & Mary		3	0
																		157	H	William & Mary		3	0
																		188	N	Stony Brook		3	1
																		204	H	Elon		3	0
																		238	A	Va. Commonwealth		3	0
																		238	H	Va. Commonwealth		3	0
																		260	H	Loyola (Md.)		3	0
																		264	H	Morgan St.		3	0
																		272	A	UNC Wilmington		3	0
																		272	H	UNC Wilmington		3	0
																		299	H	Lehigh		3	0
																		308	H	St. Francis (N.Y.)		3	0
						LAST 10 GAMES																	
						40	N	Maryland		0	3	129	H	Hofstra		3	0						
						10	N	Florida		2	3	85	H	Delaware		3	1						
						98	N	Wake Forest		3	0	112	H	George Mason		3	0						
						85	H	Delaware		3	0	137	A	James Madison		3	0						
						112	H	George Mason		3	0	238	A	Va. Commonwealth		3	0						

Non-Div. I Games:

Towson

Pepperdine

Through Games Of 2004 final RPI

Average RPI Win: 138		WON-LOST	WINNING	LAST 10	STRENGTH OF		OPP. STRENGTH	TEAM	ADJ	CONF.	ADJ CONF.
Average RPI Loss: 19		RECORD	PCT. RANK	GAMES	SCHEDULE		OF SCHEDULE	RPI	RPI	RPI	RPI
DIV. I ONLY		10- 15	.4 196	5- 5	1		31	68	.57547 60	6	6
DIV. I NON-CONF.		3- 8	.27273 240	1- 1	1		4	41	.60909 39	6	5
TOTALS		RPI 1-25	RPI 26-50	W-L RECORDS	RPI 51-100		RPI 101-150	RPI 150+			
10- 15	1- 11		1- 3	OVERALL	1- 1		2- 0	5- 0			
5- 4	0- 3		1- 1	HOME	1- 0		1- 0	2- 0			
4- 9	1- 6		0- 2	AWAY	0- 1		1- 0	2- 0			
1- 2	0- 2		0- 0	NEUTRAL	0- 0		0- 0	1- 0			
3- 8	1- 7		1- 1	NON-CONFERENCE	0- 0		0- 0	1- 0			
1- 1	0- 1		1- 0	HOME	0- 0		0- 0	0- 0			
1- 5	1- 4		0- 1	AWAY	0- 0		0- 0	0- 0			
1- 2	0- 2		0- 0	NEUTRAL	0- 0		0- 0	1- 0			
7- 7	0- 4		0- 2	CONFERENCE	1- 1		2- 0	4- 0			
4- 3	0- 2		0- 1	HOME	1- 0		1- 0	2- 0			
3- 4	0- 2		0- 1	AWAY	0- 1		1- 0	2- 0			
0- 0	0- 0		0- 0	NEUTRAL	0- 0		0- 0	0- 0			
RPI S	Opponent	Score	RPI S	Opponent	Score	RPI S	Opponent	Score	RPI S	Opponent	Score
3 A	Hawaii	1 3	27 A	Arizona	0 3	56 A	Loyola Marymount	1 3	134 A	San Francisco	3 0
3 A	Hawaii	0 3	29 A	Santa Clara	2 3	56 H	Loyola Marymount	3 0	134 H	San Francisco	3 1
7 H	Southern California	1 3	29 H	Santa Clara	2 3				168 N	Nicholls St.	3 2
12 A	St. Mary's (Cal.)	1 3	36 H	Georgia	3 1				186 A	Portland	3 1
12 H	St. Mary's (Cal.)	0 3							186 H	Portland	3 1
13 A	San Diego	1 3							230 A	Gonzaga	3 0
13 H	San Diego	2 3							230 H	Gonzaga	3 0
18 N	Louisville	1 3									
19 N	Ohio	1 3									
20 A	UC Santa Barb.	0 3									
21 A	UCLA	3 2									
23 A	Colorado St.	1 3									
			LAST 10 GAMES								
			13 H	San Diego	2 3	20 A	UC Santa Barb.	0 3			
			29 H	Santa Clara	2 3	134 H	San Francisco	3 1			
			230 A	Gonzaga	3 0	12 H	St. Mary's (Cal.)	0 3			
			186 A	Portland	3 1	21 A	UCLA	3 2			
			56 H	Loyola Marymount	3 0	29 A	Santa Clara	2 3			

Non-Div. I Games:

Pepperdine

Average RPI Win: 107		WON-LOST RECORD		WINNING PCT. RANK		LAST 10 GAMES		STRENGTH OF SCHEDULE		OPP. STRENGTH OF SCHEDULE		TEAM RPI		ADJ RPI		CONF. RPI		ADJ CONF. RPI	
Average RPI Loss: 69																			
DIV. I ONLY		17- 9		.65385 85		7- 3		91		41		61		.57463 61		5		5	
DIV. I NON-CONF.		6- 3		.66667 87		1- 0		152		63		99		.54276 101		5		6	
TOTALS		RPI 1-25		RPI 26-50		W-L RECORDS		RPI 51-100		RPI 101-150		RPI 150+							
17- 9		0- 1		5- 3		OVERALL		7- 4		1- 0		4- 1							
9- 1		0- 0		3- 1		HOME		3- 0		1- 0		2- 0							
6- 5		0- 1		2- 1		AWAY		2- 3		0- 0		2- 0							
2- 3		0- 0		0- 1		NEUTRAL		2- 1		0- 0		0- 1							
6- 3		0- 0		0- 0		NON-CONFERENCE		3- 2		1- 0		2- 1							
2- 0		0- 0		0- 0		HOME		0- 0		1- 0		1- 0							
2- 1		0- 0		0- 0		AWAY		1- 1		0- 0		1- 0							
2- 2		0- 0		0- 0		NEUTRAL		2- 1		0- 0		0- 1							
11- 6		0- 1		5- 3		CONFERENCE		4- 2		0- 0		2- 0							
7- 1		0- 0		3- 1		HOME		3- 0		0- 0		1- 0							
4- 4		0- 1		2- 1		AWAY		1- 2		0- 0		1- 0							
0- 1		0- 0		0- 1		NEUTRAL		0- 0		0- 0		0- 0							
RPI	S	Opponent		Score	RPI	S	Opponent		Score	RPI	S	Opponent		Score	RPI	S	Opponent		Score
11	A	Georgia Tech		0 3	38	H	Duke		2 3	56	A	Loyola Marymount		0 3	144	H	Fla. Atlantic		3 0
					40	A	Maryland		2 3	62	N	LSU		2 3	192	H	South Fla.		3 0
					40	H	Maryland		3 2	68	N	Cincinnati		3 1	199	N	Washington St.		2 3
					40	N	Maryland		1 3	76	A	Clemson		0 3	209	A	North Carolina St.		3 0
					43	A	North Carolina		3 1	78	N	Wis.-Milwaukee		3 0	209	H	North Carolina St.		3 0
					43	H	North Carolina		3 1	80	A	Florida St.		3 2	245	A	Florida Int'l		3 0
					47	A	Virginia		3 1	80	H	Florida St.		3 0					
					47	H	Virginia		3 0	90	A	Southern Methodist		3 0					
										98	H	Wake Forest		3 0					
										99	A	Virginia Tech		2 3					
										99	H	Virginia Tech		3 0					
LAST 10 GAMES																			
					192	H	South Fla.		3 0	40	H	Maryland		3 2					
					40	N	Maryland		1 3	11	A	Georgia Tech		0 3					
					209	A	North Carolina St.		3 0	76	A	Clemson		0 3					
					43	A	North Carolina		3 1	99	H	Virginia Tech		3 0					
					47	H	Virginia		3 0	80	A	Florida St.		3 2					

Non-Div. I Games:

Miami (Fla.)

Average RPI Win: 140		WON-LOST RECORD		WINNING PCT. RANK		LAST 10 GAMES		STRENGTH OF SCHEDULE		OPP. STRENGTH OF SCHEDULE		TEAM RPI		ADJ RPI		CONF. RPI		ADJ CONF. RPI	
DIV. I ONLY		19- 10		.65517 83		7- 3		98		65		70		.57222 64		9		9	
DIV. I NON-CONF.		6- 5		.54545 146		3- 1		144		51		127		.52393 117		7		7	
TOTALS		RPI 1-25		RPI 26-50		W-L RECORDS		RPI 51-100		RPI 101-150		RPI 150+							
19- 10		1- 2		1- 4		OVERALL		4- 3		5- 1		8- 0							
10- 3		0- 2		1- 0		HOME		2- 1		3- 0		4- 0							
7- 6		1- 0		0- 3		AWAY		2- 2		1- 1		3- 0							
2- 1		0- 0		0- 1		NEUTRAL		0- 0		1- 0		1- 0							
6- 5		0- 1		0- 3		NON-CONFERENCE		0- 1		2- 0		4- 0							
3- 1		0- 1		0- 0		HOME		0- 0		1- 0		2- 0							
1- 3		0- 0		0- 2		AWAY		0- 1		0- 0		1- 0							
2- 1		0- 0		0- 1		NEUTRAL		0- 0		1- 0		1- 0							
13- 5		1- 1		1- 1		CONFERENCE		4- 2		3- 1		4- 0							
7- 2		0- 1		1- 0		HOME		2- 1		2- 0		2- 0							
6- 3		1- 0		0- 1		AWAY		2- 1		1- 1		2- 0							
0- 0		0- 0		0- 0		NEUTRAL		0- 0		0- 0		0- 0							
RPI S	Opponent		Score		RPI S	Opponent		Score		RPI S	Opponent		Score		RPI S	Opponent		Score	
4 H	Stanford		2	3	28 A	Long Beach St.		2	3	58 A	UC Irvine		3	0	134 H	San Francisco		3	1
20 A	UC Santa Barb.		3	0	28 H	Long Beach St.		3	0	58 H	UC Irvine		3	0	135 A	Utah St.		3	2
20 H	UC Santa Barb.		1	3	29 A	Santa Clara		0	3	82 A	Sacramento St.		0	3	135 H	Utah St.		3	0
					32 A	California		2	3	83 A	Cal St. Northridge		3	1	138 N	Tulane		3	0
					42 N	Arkansas		2	3	83 H	Cal St. Northridge		2	3	142 A	Cal St. Fullerton		2	3
										92 A	Idaho		1	3	142 H	Cal St. Fullerton		3	1
										92 H	Idaho		3	1	153 A	Arizona St.		3	0
															173 A	UC Riverside		3	2
															173 H	UC Riverside		3	0
															223 A	Cal Poly		3	1
															223 H	Cal Poly		3	0
															224 H	George Washington		3	0
															231 N	Fordham		3	1
															246 H	UC Davis		3	0
				LAST 10 GAMES															
									</										

Non-Div. I Games:

Pacific

Average RPI Win:	199	WON-LOST RECORD	WINNING PCT. RANK	LAST 10 GAMES	STRENGTH OF SCHEDULE	OPP. STRENGTH OF SCHEDULE	TEAM RPI	ADJ RPI	CONF. RPI	ADJ CONF. RPI				
DIV. I ONLY		27- 5	.84375	18	8- 2	186	198	58	.57055	65	24	24		
DIV. I NON-CONF.		10- 4	.71429	66	1- 1	121	152	75	.56047	78	20	20		
<hr/>														
TOTALS	RPI 1-25	RPI 26-50		W-L RECORDS		RPI 51-100		RPI 101-150		RPI 150+				
27- 5	0- 1	0- 0		OVERALL		3- 0		2- 4		22- 0				
14- 0	0- 0	0- 0		HOME		3- 0		1- 0		10- 0				
11- 4	0- 1	0- 0		AWAY		0- 0		1- 3		10- 0				
2- 1	0- 0	0- 0		NEUTRAL		0- 0		0- 1		2- 0				
10- 4	0- 1	0- 0		NON-CONFERENCE		1- 0		1- 3		8- 0				
4- 0	0- 0	0- 0		HOME		1- 0		0- 0		3- 0				
4- 3	0- 1	0- 0		AWAY		0- 0		1- 2		3- 0				
2- 1	0- 0	0- 0		NEUTRAL		0- 0		0- 1		2- 0				
17- 1	0- 0	0- 0		CONFERENCE		2- 0		1- 1		14- 0				
10- 0	0- 0	0- 0		HOME		2- 0		1- 0		7- 0				
7- 1	0- 0	0- 0		AWAY		0- 0		0- 1		7- 0				
0- 0	0- 0	0- 0		NEUTRAL		0- 0		0- 0		0- 0				
RPI	S	Opponent	Score		RPI	S	Opponent	Score		RPI	S	Opponent	Score	
8	A	Tennessee	0	3						72	H	Marshall	3	0
										100	H	Eastern Ill.	3	0
										100	H	Eastern Ill.	3	1
										101	N	Memphis	2	3
										103	A	Kentucky	0	3
										131	A	Robert Morris	3	2
										136	A	Mississippi St.	0	3
										146	A	Jacksonville St.	1	3
										146	H	Jacksonville St.	3	0
										160	A	Belmont	3	2
										172	A	Austin Peay	3	0
										172	H	Austin Peay	3	2
										172	H	Austin Peay	3	1
										176	H	Evansville	3	0
										178	N	Louisiana Tech	3	0
										183	A	Duquesne	3	1
										185	A	Tennessee Tech	3	0
										187	A	Georgia St.	3	2
										190	H	Southeast Mo. St.	3	0
										196	N	Akron	3	2
										226	A	Morehead St.	3	1
										226	H	Morehead St.	3	0
										235	A	Tenn.-Martin	3	0
										235	H	Tenn.-Martin	3	0
										258	A	Murray St.	3	0
										258	H	Murray St.	3	0
										281	H	Lipscomb	3	0
										282	A	Samford	3	0
										282	H	Samford	3	1
										287	H	East Tenn. St.	3	1
LAST 10 GAMES														
8	A	Tennessee	0	3	100	H	Eastern Ill.	3	1	258	H	Murray St.	3	0
100	H	Eastern Ill.	3	0	190	H	Southeast Mo. St.	3	0	281	H	Lipscomb	3	0
172	H	Austin Peay	3	1	146	A	Jacksonville St.	1	3	282	A	Samford	3	0
172	H	Austin Peay	3	2	282	A	Samford	3	0	282	H	Samford	3	1
226	A	Morehead St.	3	1	160	A	Belmont	3	2	287	H	East Tenn. St.	3	1

Non-Div. I Games:

Eastern Ky.

Eastern Ky.

Average RPI Win:	160	WON-LOST RECORD	WINNING PCT. RANK	LAST 10 GAMES	STRENGTH OF SCHEDULE	OPP. STRENGTH OF SCHEDULE	TEAM RPI	ADJ RPI	CONF. RPI	ADJ CONF. RPI	
DIV. I ONLY		23- 10	.69697 62	6- 4	96	85	55	.57046 66	10	12	
DIV. I NON-CONF.		8- 4	.66667 87	0- 1	94	48	64	.57318 65	11	11	
<hr/>											
TOTALS	RPI 1-25	RPI 26-50		W-L RECORDS	RPI 51-100		RPI 101-150		RPI 150+		
23- 10	0- 2	0- 5		OVERALL	6- 2		2- 0		15- 1		
14- 1	0- 0	0- 1		HOME	4- 0		2- 0		8- 0		
7- 7	0- 1	0- 3		AWAY	1- 2		0- 0		6- 1		
2- 2	0- 1	0- 1		NEUTRAL	1- 0		0- 0		1- 0		
<hr/>											
8- 4	0- 2	0- 2		NON-CONFERENCE	1- 0		2- 0		5- 0		
6- 0	0- 0	0- 0		HOME	1- 0		2- 0		3- 0		
2- 2	0- 1	0- 1		AWAY	0- 0		0- 0		2- 0		
0- 2	0- 1	0- 1		NEUTRAL	0- 0		0- 0		0- 0		
<hr/>											
15- 6	0- 0	0- 3		CONFERENCE	5- 2		0- 0		10- 1		
8- 1	0- 0	0- 1		HOME	3- 0		0- 0		5- 0		
5- 5	0- 0	0- 2		AWAY	1- 2		0- 0		4- 1		
2- 0	0- 0	0- 0		NEUTRAL	1- 0		0- 0		1- 0		
<hr/>											
RPI S	Opponent	Score	RPI S	Opponent	Score	RPI S	Opponent	Score	RPI S	Opponent	Score
3 A	Hawaii	1 3	26 A	Wichita St.	2 3	67 A	Northern Iowa	1 3	103 H	Kentucky	3 0
21 N	UCLA	0 3	26 A	Wichita St.	2 3	67 H	Northern Iowa	3 0	140 H	Middle Tenn.	3 0
			26 H	Wichita St.	1 3	67 N	Northern Iowa	3 0	152 A	St. Louis	3 1
			29 N	Santa Clara	0 3	70 A	Illinois St.	1 3	154 A	Indiana St.	3 0
			42 A	Arkansas	2 3	70 H	Illinois St.	3 2	154 H	Indiana St.	3 0
						93 H	Fresno St.	3 1	154 N	Indiana St.	3 1
						95 A	Creighton	3 0	162 H	Oral Roberts	3 1
						95 H	Creighton	3 1	176 A	Evansville	3 0
									176 H	Evansville	3 0
									190 A	Southeast Mo. St.	3 2
									206 H	Western Ill.	3 0
									212 A	Southern Ill.	2 3
									212 H	Southern Ill.	3 0
									218 A	Bradley	3 0
									218 H	Bradley	3 0
									255 H	UMKC	3 0
									267 A	Drake	3 0
									267 H	Drake	3 0
<hr/>											
			LAST 10 GAMES								
			26 A	Wichita St.	2 3	42 A	Arkansas	2 3			
			67 N	Northern Iowa	3 0	26 A	Wichita St.	2 3			
			154 N	Indiana St.	3 1	70 A	Illinois St.	1 3			
			212 H	Southern Ill.	3 0	154 A	Indiana St.	3 0			
			176 H	Evansville	3 0	218 H	Bradley	3 0			

Non-Div. I Games:

Southwest Mo. St.

Average RPI Win:	164	WON-LOST RECORD		WINNING PCT. RANK		LAST 10 GAMES		STRENGTH OF SCHEDULE		OPP. STRENGTH OF SCHEDULE		TEAM RPI		ADJ RPI		CONF. RPI		ADJ CONF. RPI					
Average RPI Loss:	58																						
DIV. I ONLY		22- 10		.6875 67		6- 4		103		83		67		.56978 67		10		12					
DIV. I NON-CONF.		9- 4		.69231 77		2- 0		83		49		55		.58925 53		11		11					
<hr/>																							
TOTALS		RPI 1-25		RPI 26-50		W-L RECORDS		RPI 51-100		RPI 101-150		RPI 150+											
22- 10		1- 3		0- 2		OVERALL		5- 4		1- 0		15- 1											
13- 1		0- 0		0- 1		HOME		3- 0		1- 0		9- 0											
7- 6		1- 1		0- 1		AWAY		1- 3		0- 0		5- 1											
2- 3		0- 2		0- 0		NEUTRAL		1- 1		0- 0		1- 0											
9- 4		1- 3		0- 0		NON-CONFERENCE		1- 1		1- 0		6- 0											
5- 0		0- 0		0- 0		HOME		0- 0		1- 0		4- 0											
2- 2		1- 1		0- 0		AWAY		0- 1		0- 0		1- 0											
2- 2		0- 2		0- 0		NEUTRAL		1- 0		0- 0		1- 0											
13- 6		0- 0		0- 2		CONFERENCE		4- 3		0- 0		9- 1											
8- 1		0- 0		0- 1		HOME		3- 0		0- 0		5- 0											
5- 4		0- 0		0- 1		AWAY		1- 2		0- 0		4- 1											
0- 1		0- 0		0- 0		NEUTRAL		0- 1		0- 0		0- 0											
RPI S	Opponent		Score		RPI S	Opponent		Score		RPI S	Opponent		Score		RPI S	Opponent		Score					
2 A	Minnesota		1	3	26 A	Wichita St.		0	3	53 N	Winthrop		3 1	141 H	Northern Ill.		3	0					
10 N	Florida		1	3	26 H	Wichita St.		0	3	66 A	Southwest Mo. St.		0 3	154 A	Indiana St.		3	0					
16 A	Notre Dame		3	2						66 H	Southwest Mo. St.		3 1	154 H	Indiana St.		3	1					
22 N	Kansas St.		0	3						66 N	Southwest Mo. St.		0 3	159 H	Iowa		3	1					
										70 A	Illinois St.		2 3	176 A	Evansville		3	0					
										70 H	Illinois St.		3 2	176 H	Evansville		3	0					
										76 A	Clemson		1 3	179 A	Iowa St.		3	1					
										95 A	Creighton		3 1	192 H	South Fla.		3	0					
										95 H	Creighton		3 0	206 H	Western Ill.		3	0					
														212 A	Southern Ill.		3	0					
														212 H	Southern Ill.		3	0					
														218 A	Bradley		1	3					
														218 H	Bradley		3	0					
														220 H	Western Caro.		3	0					
														267 A	Drake		3	1					
														267 H	Drake		3	0					
														269 N	Citadel		3	0					
<hr/>																							
LAST 10 GAMES																							
66 N Southwest Mo. St.										0	3	206 H Western Ill.										3	0
218 A Bradley										1	3	212 H Southern Ill.										3	0
16 A Notre Dame										3	2	176 H Evansville										3	0
267 A Drake										3	1	26 A Wichita St.										0	3
95 A Creighton										3	1	66 A Southwest Mo. St.										0	3

Non-Div. I Games:

Northern Iowa

Average RPI Win:		166	WON-LOST RECORD		WINNING PCT. RANK	LAST 10 GAMES	STRENGTH OF SCHEDULE		OPP. STRENGTH OF SCHEDULE	TEAM RPI	ADJ RPI	CONF. RPI	ADJ CONF. RPI
Average RPI Loss:		51											
DIV. I ONLY		22- 11			.66667 72	6- 4	100		92	71	.56719 68	13	13
DIV. I NON-CONF.		11- 7			.61111 126	1- 1	87		62	82	.55919 79	13	13
TOTALS		RPI 1-25	RPI 26-50		W-L RECORDS		RPI 51-100		RPI 101-150		RPI 150+		
22- 11		0- 4	1- 2		OVERALL		2- 4		5- 0		14- 1		
12- 3		0- 1	0- 1		HOME		1- 0		2- 0		9- 1		
8- 5		0- 3	1- 0		AWAY		1- 2		3- 0		3- 0		
2- 3		0- 0	0- 1		NEUTRAL		0- 2		0- 0		2- 0		
11- 7		0- 3	0- 1		NON-CONFERENCE		2- 3		2- 0		7- 0		
7- 1		0- 1	0- 0		HOME		1- 0		1- 0		5- 0		
3- 3		0- 2	0- 0		AWAY		1- 1		1- 0		1- 0		
1- 3		0- 0	0- 1		NEUTRAL		0- 2		0- 0		1- 0		
11- 4		0- 1	1- 1		CONFERENCE		0- 1		3- 0		7- 1		
5- 2		0- 0	0- 1		HOME		0- 0		1- 0		4- 1		
5- 2		0- 1	1- 0		AWAY		0- 1		2- 0		2- 0		
1- 0		0- 0	0- 0		NEUTRAL		0- 0		0- 0		1- 0		
RPI S	Opponent	Score	RPI S	Opponent	Score	RPI S	Opponent	Score	RPI S	Opponent	Score		
2 A	Minnesota	0 3	41 A	Marquette	3 0	56 A	Loyola Marymount	0 3	101 H	Memphis	3 2		
14 A	Wisconsin	0 3	41 H	Marquette	1 3	61 N	Miami (Fla.)	1 3	106 A	Butler	3 1		
18 A	Louisville	0 3	47 N	Virginia	1 3	71 A	Western Ky.	3 1	132 A	Houston	3 1		
19 H	Ohio	1 3				72 N	Marshall	2 3	138 A	Tulane	3 1		
						74 A	TCU	1 3	147 H	Miami (Ohio)	3 0		
						96 H	Dayton	3 0	151 H	Charlotte	3 0		
									152 H	St. Louis	2 3		
									152 N	St. Louis	3 0		
									155 H	Kent St.	3 0		
									175 A	DePaul	3 0		
									192 H	South Fla.	3 0		
									198 H	IUPUI	3 0		
									199 N	Washington St.	3 1		
									200 A	Southern Miss.	3 1		
									214 H	UMBC	3 0		
									215 H	East Caro.	3 0		
									218 H	Bradley	3 0		
									226 H	Morehead St.	3 0		
									249 A	Wright St.	3 1		
									284 H	UAB	3 0		
			LAST 10 GAMES										
			96 H	Dayton	3 0	215 H	East Caro.	3 0					
			19 H	Ohio	1 3	151 H	Charlotte	3 0					
			41 H	Marquette	1 3	138 A	Tulane	3 1					
			152 N	St. Louis	3 0	200 A	Southern Miss.	3 1					
			18 A	Louisville	0 3	152 H	St. Louis	2 3					

Non-Div. I Games:

Cincinnati

Average RPI Win: 183		WON-LOST	WINNING	LAST 10	STRENGTH OF		OPP. STRENGTH	TEAM	ADJ	CONF.	ADJ CONF.
Average RPI Loss: 89		RECORD	PCT. RANK	GAMES	SCHEDULE		OF SCHEDULE	RPI	RPI	RPI	RPI
DIV. I ONLY		24- 7	.77419	34	7- 3		159	137	66	.56705	69
DIV. I NON-CONF.		8- 1	.88889	9	0- 0		253	113	80	.55796	81
TOTALS		RPI 1-25	RPI 26-50		W-L RECORDS		RPI 51-100		RPI 101-150		RPI 150+
24- 7	0- 0		1- 3		OVERALL		1- 1		4- 1		18- 2
13- 2	0- 0		0- 2		HOME		1- 0		4- 0		8- 0
7- 4	0- 0		1- 0		AWAY		0- 1		0- 1		6- 2
4- 1	0- 0		0- 1		NEUTRAL		0- 0		0- 0		4- 0
8- 1	0- 0		0- 1		NON-CONFERENCE		0- 0		3- 0		5- 0
4- 1	0- 0		0- 1		HOME		0- 0		3- 0		1- 0
2- 0	0- 0		0- 0		AWAY		0- 0		0- 0		2- 0
2- 0	0- 0		0- 0		NEUTRAL		0- 0		0- 0		2- 0
16- 6	0- 0		1- 2		CONFERENCE		1- 1		1- 1		13- 2
9- 1	0- 0		0- 1		HOME		1- 0		1- 0		7- 0
5- 4	0- 0		1- 0		AWAY		0- 1		0- 1		4- 2
2- 1	0- 0		0- 1		NEUTRAL		0- 0		0- 0		2- 0
RPI S	Opponent	Score	RPI S	Opponent	Score	RPI S	Opponent	Score	RPI S	Opponent	Score
			34 A	Texas St.	3 0	57 A	Stephen F. Austin	0 3	113 H	Ark.-Little Rock	3 0
			34 H	Texas St.	2 3	57 H	Stephen F. Austin	3 2	128 A	McNeese St.	1 3
			34 N	Texas St.	2 3				128 H	McNeese St.	3 0
			44 H	Alabama	1 3				132 H	Houston	3 0
									150 H	Baylor	3 2
									156 H	Indiana	3 0
									158 A	Sam Houston St.	1 3
									158 H	Sam Houston St.	3 0
									158 N	Sam Houston St.	3 0
									166 A	Texas-San Antonio	0 3
									166 H	Texas-San Antonio	3 1
									168 A	Nicholls St.	3 1
									168 H	Nicholls St.	3 2
									194 N	Binghamton	3 1
									205 A	Southeastern La.	3 0
									205 H	Southeastern La.	3 0
									207 A	Northwestern St.	3 0
									207 H	Northwestern St.	3 1
									225 N	Buffalo	3 0
									254 A	Lamar	3 1
									254 H	Lamar	3 0
									259 H	La.-Monroe	3 0
									259 N	La.-Monroe	3 0
									261 A	Canisius	3 1
									266 A	Niagara	3 0
LAST 10 GAMES											
			34 N	Texas St.	2 3	57 A	Stephen F. Austin	0 3			
			158 N	Sam Houston St.	3 0	158 H	Sam Houston St.	3 0			
			205 H	Southeastern La.	3 0	254 H	Lamar	3 0			
			168 H	Nicholls St.	3 2	128 H	McNeese St.	3 0			
			166 A	Texas-San Antonio	0 3	259 N	La.-Monroe	3 0			

Non-Div. I Games:

Texas-Arlington

Average RPI Win: 165		WON-LOST	WINNING	LAST 10	STRENGTH OF		OPP. STRENGTH	TEAM	ADJ	CONF.	ADJ CONF.
Average RPI Loss: 53		RECORD	PCT. RANK	GAMES	SCHEDULE		OF SCHEDULE	RPI	RPI	RPI	RPI
DIV. I ONLY		22- 9	.70968	54	7- 3		135	86	69	.5659	70
DIV. I NON-CONF.		8- 3	.72727	57	1- 0		155	54	78	.56286	75
TOTALS		RPI 1-25	RPI 26-50		W-L RECORDS		RPI 51-100		RPI 101-150		RPI 150+
22- 9		0- 2	1- 3		OVERALL		5- 3		1- 0		15- 1
13- 1		0- 0	1- 1		HOME		3- 0		1- 0		8- 0
6- 8		0- 2	0- 2		AWAY		1- 3		0- 0		5- 1
3- 0		0- 0	0- 0		NEUTRAL		1- 0		0- 0		2- 0
8- 3		0- 2	1- 0		NON-CONFERENCE		0- 1		1- 0		6- 0
5- 0		0- 0	1- 0		HOME		0- 0		1- 0		3- 0
1- 3		0- 2	0- 0		AWAY		0- 1		0- 0		1- 0
2- 0		0- 0	0- 0		NEUTRAL		0- 0		0- 0		2- 0
14- 6		0- 0	0- 3		CONFERENCE		5- 2		0- 0		9- 1
8- 1		0- 0	0- 1		HOME		3- 0		0- 0		5- 0
5- 5		0- 0	0- 2		AWAY		1- 2		0- 0		4- 1
1- 0		0- 0	0- 0		NEUTRAL		1- 0		0- 0		0- 0
RPI S	Opponent	Score	RPI S	Opponent	Score	RPI S	Opponent	Score	RPI S	Opponent	Score
16 A	Notre Dame	2 3	26 A	Wichita St.	1 3	66 A	Southwest Mo. St.	2 3	141 H	Northern Ill.	3 1
25 A	Illinois	0 3	26 A	Wichita St.	1 3	66 H	Southwest Mo. St.	3 1	152 A	St. Louis	3 2
			26 H	Wichita St.	0 3	67 A	Northern Iowa	2 3	154 A	Indiana St.	2 3
			39 H	Pittsburgh	3 1	67 H	Northern Iowa	3 2	154 H	Indiana St.	3 0
						71 A	Western Ky.	1 3	159 H	Iowa	3 0
						95 A	Creighton	3 0	176 A	Evansville	3 1
						95 H	Creighton	3 1	176 H	Evansville	3 0
						95 N	Creighton	3 0	190 N	Southeast Mo. St.	3 0
									192 N	South Fla.	3 0
									193 H	Denver	3 1
									212 A	Southern Ill.	3 0
									212 H	Southern Ill.	3 0
									218 A	Bradley	3 0
									218 H	Bradley	3 1
									249 H	Wright St.	3 1
									267 A	Drake	3 1
									267 H	Drake	3 1
			LAST 10 GAMES								
			26 A	Wichita St.	1 3	176 A	Evansville	3 1			
			95 N	Creighton	3 0	66 H	Southwest Mo. St.	3 1			
			267 H	Drake	3 1	26 H	Wichita St.	0 3			
			95 H	Creighton	3 1	154 A	Indiana St.	2 3			
			212 A	Southern Ill.	3 0	141 H	Northern Ill.	3 1			

Non-Div. I Games:

Illinois St.

[illegible]

Non-Div. I Games:

Western Ky.

Marshall

Through Games Of 2004 final RPI

Average RPI Win: 159		WON-LOST RECORD		WINNING PCT. RANK		LAST 10 GAMES		STRENGTH OF SCHEDULE		OPP. STRENGTH OF SCHEDULE		TEAM RPI		ADJ RPI		CONF. RPI		ADJ CONF. RPI	
DIV. I ONLY		22- 11		.66667 72		8- 2		101		97		72		.56197 72		11		11	
DIV. I NON-CONF.		9- 5		.64286 107		0- 0		119		76		89		.55419 89		12		12	
TOTALS		RPI 1-25		RPI 26-50		W-L RECORDS		RPI 51-100		RPI 101-150		RPI 150+							
22- 11		0- 4		1- 2		OVERALL		4- 3		7- 1		10- 1							
11- 1		0- 1		0- 0		HOME		2- 0		3- 0		6- 0							
8- 7		0- 2		0- 1		AWAY		0- 2		4- 1		4- 1							
3- 3		0- 1		1- 1		NEUTRAL		2- 1		0- 0		0- 0							
9- 5		0- 1		0- 1		NON-CONFERENCE		3- 3		2- 0		4- 0							
4- 0		0- 0		0- 0		HOME		1- 0		1- 0		2- 0							
3- 3		0- 1		0- 0		AWAY		0- 2		1- 0		2- 0							
2- 2		0- 0		0- 1		NEUTRAL		2- 1		0- 0		0- 0							
13- 6		0- 3		1- 1		CONFERENCE		1- 0		5- 1		6- 1							
7- 1		0- 1		0- 0		HOME		1- 0		2- 0		4- 0							
5- 4		0- 1		0- 1		AWAY		0- 0		3- 1		2- 1							
1- 1		0- 1		1- 0		NEUTRAL		0- 0		0- 0		0- 0							
RPI	S	Opponent		Score		RPI	S	Opponent		Score		RPI	S	Opponent		Score			
14	A	Wisconsin		0	3	46	A	Ball St.		0	3	51	H	Western Mich.		3	1		
19	A	Ohio		0	3	46	N	Ball St.		3	2	65	A	Eastern Ky.		0	3		
19	H	Ohio		0	3	47	N	Virginia		1	3	68	N	Cincinnati		3	2		
19	N	Ohio		0	3							77	N	South Carolina		0	3		
												79	H	Xavier		3	0		
												88	N	Connecticut		3	2		
												98	A	Wake Forest		1	3		

Non-Div. I Games:

Marshall

Average RPI Win:		153	WON-LOST RECORD		WINNING PCT. RANK		LAST 10 GAMES		STRENGTH OF SCHEDULE		OPP. STRENGTH OF SCHEDULE		TEAM RPI		ADJ RPI		CONF. RPI		ADJ CONF. RPI	
DIV. I ONLY		16- 10		.61538 104		5- 5		73		95		78		.56189 73		8		8		
DIV. I NON-CONF.		11- 3		.78571 36		1- 0		90		129		49		.59575 49		9		9		
TOTALS		RPI 1-25		RPI 26-50		W-L RECORDS		RPI 51-100		RPI 101-150		RPI 150+								
16- 10		0- 2		2- 0		OVERALL		1- 6		7- 2		6- 0								
4- 3		0- 1		1- 0		HOME		0- 2		2- 0		1- 0								
5- 6		0- 1		0- 0		AWAY		0- 3		3- 2		2- 0								
7- 1		0- 0		1- 0		NEUTRAL		1- 1		2- 0		3- 0								
11- 3		0- 1		1- 0		NON-CONFERENCE		1- 2		4- 0		5- 0								
0- 0		0- 0		0- 0		HOME		0- 0		0- 0		0- 0								
4- 2		0- 1		0- 0		AWAY		0- 1		2- 0		2- 0								
7- 1		0- 0		1- 0		NEUTRAL		1- 1		2- 0		3- 0								
5- 7		0- 1		1- 0		CONFERENCE		0- 4		3- 2		1- 0								
4- 3		0- 1		1- 0		HOME		0- 2		2- 0		1- 0								
1- 4		0- 0		0- 0		AWAY		0- 2		1- 2		0- 0								
0- 0		0- 0		0- 0		NEUTRAL		0- 0		0- 0		0- 0								
RPI	S	Opponent		Score		RPI	S	Opponent		Score		RPI	S	Opponent		Score				
9	A	Penn St.		0	3	39	H	Pittsburgh		3	2	51	A	Western Mich.		0	3			
16	H	Notre Dame		0	3	41	N	Marquette		3	1	59	N	Towson		3	2			
												86	H	Syracuse		1	3			
												87	N	Brigham Young		2	3			
												88	A	Connecticut		0	3			
												88	A	Boston College		2	3			
												88	H	Boston College		1	3			
														108 A Georgetown		1	3			
														112 A George Mason		3	0			
														117 N Maine		3	2			
														123 A St. John's (N.Y.)		0	3			
														126 H West Virginia		3	0			
														130 N Harvard		3	0			
														133 A Temple		3	2			
														139 A Villanova		3	1			
														139 H Villanova		3	2			
														188 N Stony Brook		3	1			
														195 H Seton Hall		3	0			
														210 A Rhode Island		3	0			
														229 N New Hampshire		3	0			
														294 A Manhattan		3	1			
														297 N Quinnipiac		3	0			
						LAST 10 GAMES														
						139	A	Villanova		3	1	88	A	Connecticut		0	3			
						108	A	Georgetown		1	3	88	A	Boston College		2	3			
						126	H	West Virginia		3	0	294	A	Manhattan		3	1			
						39	H	Pittsburgh		3	2	195	H	Seton Hall		3	0			
						123	A	St. John's (N.Y.)		0	3	86	H	Syracuse		1	3			

Non-Div. I Games:

Rutgers

TCU

Page 76

Average RPI Win:	202	WON-LOST	WINNING	LAST 10	STRENGTH OF	OPP. STRENGTH	TEAM	ADJ	CONF.	ADJ CONF.	
Average RPI Loss:	45	RECORD	PCT. RANK	GAMES	SCHEDULE	OF SCHEDULE	RPI	RPI	RPI	RPI	
DIV. I ONLY	20- 10	.66667	72	6- 4	102	132	77	.55937	75	22	21
DIV. I NON-CONF.	7- 7	.5	168	0- 2	40	46	74	.56412	74	16	16
<hr/>											
TOTALS	RPI 1-25	RPI 26-50		W-L RECORDS		RPI 51-100		RPI 101-150		RPI 150+	
20- 10	0- 4	0- 2		OVERALL		2- 3		3- 1		15- 0	
10- 1	0- 0	0- 0		HOME		2- 1		2- 0		6- 0	
8- 6	0- 2	0- 1		AWAY		0- 2		1- 1		7- 0	
2- 3	0- 2	0- 1		NEUTRAL		0- 0		0- 0		2- 0	
<hr/>											
7- 7	0- 4	0- 2		NON-CONFERENCE		1- 1		2- 0		4- 0	
2- 0	0- 0	0- 0		HOME		1- 0		1- 0		0- 0	
3- 4	0- 2	0- 1		AWAY		0- 1		1- 0		2- 0	
2- 3	0- 2	0- 1		NEUTRAL		0- 0		0- 0		2- 0	
<hr/>											
13- 3	0- 0	0- 0		CONFERENCE		1- 2		1- 1		11- 0	
8- 1	0- 0	0- 0		HOME		1- 1		1- 0		6- 0	
5- 2	0- 0	0- 0		AWAY		0- 1		0- 1		5- 0	
0- 0	0- 0	0- 0		NEUTRAL		0- 0		0- 0		0- 0	
<hr/>											
RPI S	Opponent	Score		RPI S	Opponent	Score		RPI S	Opponent	Score	
3 A	Hawaii	0	3	27 N	Arizona	1	3	82 A	Sacramento St.	0	3
4 A	Stanford	0	3	31 A	Utah	0	3	82 H	Sacramento St.	3	1
9 N	Penn St.	0	3					82 H	Sacramento St.	1	3
13 N	San Diego	2	3					87 A	Brigham Young	0	3
								92 H	Idaho	3	1

Non-Div. I Games:

Eastern Wash.

Average RPI Win: 150		WON-LOST	WINNING	LAST 10	STRENGTH OF		OPP. STRENGTH	TEAM	ADJ	CONF.	ADJ CONF.
Average RPI Loss: 51		RECORD	PCT. RANK	GAMES	SCHEDULE		OF SCHEDULE	RPI	RPI	RPI	RPI
DIV. I ONLY		20- 14	.58824	113	5- 5		77	64	85	.55936	76
DIV. I NON-CONF.		11- 4	.73333	56	1- 0		116	148	68	.56832	69
TOTALS		RPI 1-25	RPI 26-50		W-L RECORDS		RPI 51-100		RPI 101-150		RPI 150+
20- 14	1- 2	3- 7		OVERALL		4- 5		2- 0		10- 0	
13- 8	0- 1	1- 4		HOME		2- 3		2- 0		8- 0	
5- 5	0- 1	2- 2		AWAY		1- 2		0- 0		2- 0	
2- 1	1- 0	0- 1		NEUTRAL		1- 0		0- 0		0- 0	
11- 4	0- 1	0- 1		NON-CONFERENCE		1- 2		2- 0		8- 0	
10- 2	0- 0	0- 1		HOME		1- 1		2- 0		7- 0	
1- 2	0- 1	0- 0		AWAY		0- 1		0- 0		1- 0	
0- 0	0- 0	0- 0		NEUTRAL		0- 0		0- 0		0- 0	
9- 10	1- 1	3- 6		CONFERENCE		3- 3		0- 0		2- 0	
3- 6	0- 1	1- 3		HOME		1- 2		0- 0		1- 0	
4- 3	0- 0	2- 2		AWAY		1- 1		0- 0		1- 0	
2- 1	1- 0	0- 1		NEUTRAL		1- 0		0- 0		0- 0	
RPI S	Opponent	Score		RPI S	Opponent	Score		RPI S	Opponent	Score	
10 A	Florida	0	3	36 H	Georgia	2	3	53 H	Winthrop	2	3
11 H	Georgia Tech	1	3	38 A	Duke	3	1	61 H	Miami (Fla.)	3	0
11 N	Georgia Tech	3	1	38 H	Duke	1	3	67 H	Northern Iowa	3	1
				40 A	Maryland	3	0	77 A	South Carolina	0	3
				40 H	Maryland	1	3	80 H	Florida St.	1	3
				43 A	North Carolina	1	3	98 A	Wake Forest	3	1
				43 H	North Carolina	2	3	98 H	Wake Forest	1	3
				43 N	North Carolina	0	3	99 A	Virginia Tech	0	3
				47 A	Virginia	0	3	99 N	Virginia Tech	3	2
				47 H	Virginia	3	1				
				LAST 10 GAMES							
				43 N	North Carolina	0	3	38 H	Duke	1	3
				11 N	Georgia Tech	3	1	98 H	Wake Forest	1	3
				99 N	Virginia Tech	3	2	187 H	Georgia St.	3	1
				40 A	Maryland	3	0	80 H	Florida St.	1	3
				47 A	Virginia	0	3	61 H	Miami (Fla.)	3	0

Non-Div. I Games:

Clemson

South Carolina

Through Games Of 2004 final RPI

Average RPI Win:	97	WON-LOST	WINNING	LAST 10	STRENGTH OF	OPP. STRENGTH	TEAM	ADJ	CONF.	ADJ CONF.	
Average RPI Loss:	50	RECORD	PCT. RANK	GAMES	SCHEDULE	OF SCHEDULE	RPI	RPI	RPI	RPI	
DIV. I ONLY	12- 15	.44444	176	1- 9	33	16	89	.55879	77	4	4
DIV. I NON-CONF.	7- 3	.7	74	0- 1	51	7	35	.6195	34	4	4
<hr/>											
TOTALS	RPI 1-25	RPI 26-50		W-L RECORDS		RPI 51-100		RPI 101-150		RPI 150+	
12- 15	1- 5	2- 5		OVERALL		4- 2		3- 3		2- 0	
5- 7	1- 2	2- 2		HOME		1- 1		0- 2		1- 0	
3- 8	0- 3	0- 3		AWAY		0- 1		2- 1		1- 0	
4- 0	0- 0	0- 0		NEUTRAL		3- 0		1- 0		0- 0	
<hr/>											
7- 3	1- 0	1- 2		NON-CONFERENCE		4- 1		1- 0		0- 0	
3- 1	1- 0	1- 1		HOME		1- 0		0- 0		0- 0	
0- 2	0- 0	0- 1		AWAY		0- 1		0- 0		0- 0	
4- 0	0- 0	0- 0		NEUTRAL		3- 0		1- 0		0- 0	
<hr/>											
5- 12	0- 5	1- 3		CONFERENCE		0- 1		2- 3		2- 0	
2- 6	0- 2	1- 1		HOME		0- 1		0- 2		1- 0	
3- 6	0- 3	0- 2		AWAY		0- 0		2- 1		1- 0	
0- 0	0- 0	0- 0		NEUTRAL		0- 0		0- 0		0- 0	
<hr/>											
RPI S	Opponent	Score	RPI S	Opponent	Score	RPI S	Opponent	Score	RPI S	Opponent	Score
8 A	Tennessee	1 3	36 A	Georgia	0 3	59 N	Towson	3 0	103 A	Kentucky	2 3
8 H	Tennessee	0 3	36 H	Georgia	1 3	62 H	LSU	1 3	103 H	Kentucky	2 3
10 A	Florida	0 3	38 A	Duke	0 3	72 N	Marshall	3 0	136 A	Mississippi St.	3 0
10 A	Florida	0 3	42 H	Arkansas	3 0	76 H	Clemson	3 0	136 H	Mississippi St.	0 3
10 H	Florida	0 3	43 H	North Carolina	1 3	88 N	Connecticut	3 1	141 N	Northern Ill.	3 1
16 H	Notre Dame	3 1	44 A	Alabama	0 3	98 A	Wake Forest	1 3	149 A	Auburn	3 0
			48 H	Michigan St.	3 2				171 A	Mississippi	3 1
									171 H	Mississippi	3 0
<hr/>											
LAST 10 GAMES											
43 H North Carolina 1 3						62 H LSU 1 3					
10 A Florida 0 3						103 A Kentucky 2 3					
36 A Georgia 0 3						8 A Tennessee 1 3					
10 A Florida 0 3						10 H Florida 0 3					
42 H Arkansas 3 0						36 H Georgia 1 3					

Non-Div. I Games:

South Carolina

Average RPI Win:		190	WON-LOST RECORD		WINNING PCT. RANK		LAST 10 GAMES		STRENGTH OF SCHEDULE		OPP. STRENGTH OF SCHEDULE		TEAM RPI		ADJ RPI		CONF. RPI		ADJ CONF. RPI	
DIV. I ONLY			19- 8		.7037 55		9- 1		122		144		75		.55818 78		21		20	
DIV. I NON-CONF.			6- 6		.5 168		2- 0		46		70		87		.55576 86		17		17	
TOTALS		RPI 1-25		RPI 26-50		W-L RECORDS		RPI 51-100		RPI 101-150		RPI 150+								
19- 8		0- 1		0- 1		OVERALL		2- 4		3- 1		14- 1								
11- 1		0- 0		0- 0		HOME		1- 1		2- 0		8- 0								
8- 3		0- 0		0- 1		AWAY		1- 1		1- 1		6- 0								
0- 4		0- 1		0- 0		NEUTRAL		0- 2		0- 0		0- 1								
6- 6		0- 1		0- 1		NON-CONFERENCE		0- 4		2- 0		4- 0								
4- 1		0- 0		0- 0		HOME		0- 1		1- 0		3- 0								
2- 2		0- 0		0- 1		AWAY		0- 1		1- 0		1- 0								
0- 3		0- 1		0- 0		NEUTRAL		0- 2		0- 0		0- 0								
13- 2		0- 0		0- 0		CONFERENCE		2- 0		1- 1		10- 1								
7- 0		0- 0		0- 0		HOME		1- 0		1- 0		5- 0								
6- 1		0- 0		0- 0		AWAY		1- 0		0- 1		5- 0								
0- 1		0- 0		0- 0		NEUTRAL		0- 0		0- 0		0- 1								
RPI	S	Opponent		Score		RPI	S	Opponent		Score		RPI	S	Opponent		Score				
6	N	Washington		0 3		41	A	Marquette		0 3		52	H	Col. of Charleston		0 3				
												61	N	Miami (Fla.)		0 3				
												62	N	LSU		0 3				
												90	A	Southern Methodist		1 3				
												97	A	Loyola (Ill.)		3 2				
												97	H	Loyola (Ill.)		3 1				
												106	A	Butler		2 3				
												106	H	Butler		3 1				
												124	H	Northern Colo.		3 2				
												141	A	Northern Ill.		3 1				
												152	H	St. Louis		3 0				
												170	A	Cleveland St.		3 1				
												170	H	Cleveland St.		3 1				
												170	N	Cleveland St.		2 3				
												175	A	DePaul		3 0				
												181	H	North Dakota St.		3 0				
												198	H	IUPUI		3 1				
												234	A	Wis.-Green Bay		3 1				
												234	H	Wis.-Green Bay		3 0				
												242	A	Ill.-Chicago		3 1				
												242	H	Ill.-Chicago		3 0				
												249	A	Wright St.		3 1				
												249	H	Wright St.		3 0				
												276	A	Youngstown St.		3 0				
												276	H	Youngstown St.		3 0				
LAST 10 GAMES																				
170 N Cleveland St.						2 3						242 A Ill.-Chicago 3 1								
170 H Cleveland St.						3 1						97 A Loyola (Ill.) 3 2								
276 H Youngstown St.						3 0						175 A DePaul 3 0								
249 H Wright St.						3 0						124 H Northern Colo. 3 2								
106 H Butler						3 1						234 H Wis.-Green Bay 3 0								

Non-Div. I Games:

Wis.-Milwaukee

Average RPI Win:		198	WON-LOST RECORD		WINNING PCT. RANK		LAST 10 GAMES		STRENGTH OF SCHEDULE		OPP. STRENGTH OF SCHEDULE		TEAM RPI		ADJ RPI		CONF. RPI		ADJ CONF. RPI				
Average RPI Loss:		59	20- 11		.64516 88		8- 2		84		147		80		.55745 79		20		19				
DIV. I ONLY			7- 8		.46667 193		1- 1		26		98		79		.56098 77		15		15				
DIV. I NON-CONF.																							
TOTALS		RPI 1-25		RPI 26-50		W-L RECORDS		RPI 51-100		RPI 101-150		RPI 150+											
20- 11		0- 3		0- 2		OVERALL		1- 5		4- 1		15- 0											
8- 1		0- 0		0- 0		HOME		0- 1		1- 0		7- 0											
8- 5		0- 2		0- 1		AWAY		0- 2		2- 0		6- 0											
4- 5		0- 1		0- 1		NEUTRAL		1- 2		1- 1		2- 0											
7- 8		0- 3		0- 2		NON-CONFERENCE		1- 2		1- 1		5- 0											
2- 0		0- 0		0- 0		HOME		0- 0		0- 0		2- 0											
2- 4		0- 2		0- 1		AWAY		0- 1		1- 0		1- 0											
3- 4		0- 1		0- 1		NEUTRAL		1- 1		0- 1		2- 0											
13- 3		0- 0		0- 0		CONFERENCE		0- 3		3- 0		10- 0											
6- 1		0- 0		0- 0		HOME		0- 1		1- 0		5- 0											
6- 1		0- 0		0- 0		AWAY		0- 1		1- 0		5- 0											
1- 1		0- 0		0- 0		NEUTRAL		0- 1		1- 0		0- 0											
RPI	S	Opponent		Score		RPI	S	Opponent		Score		RPI	S	Opponent		Score							
5	N	Ohio St.		0	3	44	A	Alabama		0	3	52	N	Col. of Charleston		2	3	109	N	Montana St.	2	3	
11	A	Georgia Tech		0	3	45	N	Florida A&M		0	3	72	A	Marshall		0	3	133	A	Temple	3	2	
18	A	Louisville		0	3							96	A	Dayton		1	3	133	H	Temple	3	0	
												96	H	Dayton		0	3	133	N	Temple	3	0	
												96	N	Dayton		1	3	149	A	Auburn	3	1	
												100	N	Eastern Ill.		3	0	175	A	DePaul	3	2	
																		183	A	Duquesne	3	2	
																		183	H	Duquesne	3	1	
																		185	N	Tennessee Tech	3	0	
																		206	N	Western Ill.	3	1	
																		210	A	Rhode Island	3	2	
																		210	H	Rhode Island	3	0	
																		214	H	UMBC	3	0	
																		224	A	George Washington	3	0	
																		224	H	George Washington	3	0	
																		231	A	Fordham	3	0	
																		231	H	Fordham	3	0	
																		249	H	Wright St.	3	0	
																		293	A	La Salle	3	0	
																		293	H	La Salle	3	0	
						LAST 10 GAMES																	
						45	N	Florida A&M		0	3	183	A	Duquesne		3	2						
						149	A	Auburn		3	1	293	H	La Salle		3	0						
						96	N	Dayton		1	3	133	H	Temple		3	0						
						133	N	Temple		3	0	210	A	Rhode Island		3	2						
						224	A	George Washington		3	0	231	A	Fordham		3	0						

Non-Div. I Games:

Xavier

Average RPI Win: 151		WON-LOST RECORD		WINNING PCT. RANK		LAST 10 GAMES		STRENGTH OF SCHEDULE		OPP. STRENGTH OF SCHEDULE		TEAM RPI		ADJ RPI		CONF. RPI		ADJ CONF. RPI	
DIV. I ONLY		18- 11		.62069 100		6- 4		111		63		87		.5573 80		5		5	
DIV. I NON-CONF.		9- 3		.75 49		1- 0		167		143		91		.55091 94		5		6	
TOTALS		RPI 1-25		RPI 26-50		W-L RECORDS		RPI 51-100		RPI 101-150		RPI 150+							
18- 11		0- 2		4- 5		OVERALL		4- 3		1- 1		9- 0							
11- 5		0- 1		2- 2		HOME		3- 1		0- 1		6- 0							
5- 5		0- 1		2- 2		AWAY		1- 2		0- 0		2- 0							
2- 1		0- 0		0- 1		NEUTRAL		0- 0		1- 0		1- 0							
9- 3		0- 1		0- 1		NON-CONFERENCE		1- 0		1- 1		7- 0							
6- 2		0- 1		0- 0		HOME		1- 0		0- 1		5- 0							
1- 1		0- 0		0- 1		AWAY		0- 0		0- 0		1- 0							
2- 0		0- 0		0- 0		NEUTRAL		0- 0		1- 0		1- 0							
9- 8		0- 1		4- 4		CONFERENCE		3- 3		0- 0		2- 0							
5- 3		0- 0		2- 2		HOME		2- 1		0- 0		1- 0							
4- 4		0- 1		2- 1		AWAY		1- 2		0- 0		1- 0							
0- 1		0- 0		0- 1		NEUTRAL		0- 0		0- 0		0- 0							
RPI	S	Opponent		Score		RPI	S	Opponent		Score		RPI	S	Opponent		Score			
10	H	Florida		1	3	30	A	Michigan		0	3	53	H	Winthrop		3	1		
11	A	Georgia Tech		1	3	38	H	Duke		2	3	61	A	Miami (Fla.)		0	3		
						40	A	Maryland		3	1	61	H	Miami (Fla.)		2	3		
						40	H	Maryland		2	3	76	A	Clemson		3	1		
						43	A	North Carolina		3	1	98	H	Wake Forest		3	0		
						43	H	North Carolina		3	1	99	A	Virginia Tech		2	3		
						43	N	North Carolina		0	3	99	H	Virginia Tech		3	0		
						47	A	Virginia		1	3								
						47	H	Virginia		3	2								
							</												

Non-Div. I Games:

Florida St.

Average RPI Win:		202	WON-LOST		WINNING		LAST 10		STRENGTH OF		OPP. STRENGTH		TEAM		ADJ		CONF.		ADJ CONF.		
Average RPI Loss:		106	RECORD		PCT. RANK		GAMES		SCHEDULE		OF SCHEDULE		RPI		RPI		RPI		RPI		
DIV. I ONLY			29- 3		.90625		5		9- 1		272		181		76		.55384		81		
DIV. I NON-CONF.			11- 3		.78571		36		0- 1		295		142		155		.50019		151		
TOTALS		RPI 1-25		RPI 26-50		W-L RECORDS		RPI 51-100		RPI 101-150		RPI 150+									
29- 3		0- 1		0- 0		OVERALL		3- 0		2- 1		24- 1									
12- 1		0- 0		0- 0		HOME		2- 0		1- 0		9- 1									
11- 2		0- 1		0- 0		AWAY		0- 0		1- 1		10- 0									
6- 0		0- 0		0- 0		NEUTRAL		1- 0		0- 0		5- 0									
11- 3		0- 1		0- 0		NON-CONFERENCE		0- 0		0- 1		11- 1									
4- 1		0- 0		0- 0		HOME		0- 0		0- 0		4- 1									
3- 2		0- 1		0- 0		AWAY		0- 0		0- 1		3- 0									
4- 0		0- 0		0- 0		NEUTRAL		0- 0		0- 0		4- 0									
18- 0		0- 0		0- 0		CONFERENCE		3- 0		2- 0		13- 0									
8- 0		0- 0		0- 0		HOME		2- 0		1- 0		5- 0									
8- 0		0- 0		0- 0		AWAY		0- 0		1- 0		7- 0									
2- 0		0- 0		0- 0		NEUTRAL		1- 0		0- 0		1- 0									
RPI	S	Opponent		Score		RPI	S	Opponent		Score		RPI	S	Opponent		Score					
13	A	San Diego		0 3								71	H	Western Ky.		3 0		113	A	Ark.-Little Rock	
												71	N	Western Ky.		3 0		115	A	Boise St.	
												94	H	Arkansas St.		3 1		140	H	Middle Tenn.	
																		163	N	Wyoming	
																		165	A	New Orleans	
																		165	A	New Orleans	
																		165	H	New Orleans	
																		182	A	New Mexico	
																		182	H	New Mexico	
																		191	A	UTEP	
																		191	H	UTEP	
																		193	A	Denver	
																		193	H	Denver	
																		207	H	Northwestern St.	
																		211	A	Idaho St.	
																		228	A	North Texas	
																		228	H	North Texas	
																		228	N	North Texas	
																		230	N	Gonzaga	
																		230	N	Gonzaga	
																		245	A	Florida Int'l	
																		262	A	La.-Lafayette	
																		262	H	La.-Lafayette	
																		263	H	Tex.-Pan American	
																		280	N	Weber St.	
																		292	A	South Ala.	
																		292	H	South Ala.	
LAST 10 GAMES																					
13	A	San Diego		0 3		165	H	New Orleans		3 0		262	A	La.-Lafayette		3 0		263	H	Tex.-Pan American	
71	N	Western Ky.		3 0		228	A	North Texas		3 1		193	A	Denver		3 0		292	A	South Ala.	
165	A	New Orleans		3 1		292	H	South Ala.		3 0		94	H	Arkansas St.		3 1		292	H	South Ala.	

Non-Div. I Games: South Dakota St. 3 0

New Mexico St.

RPI	S	Opponent	Score	
302	H	Texas Southern	3	0

New Mexico St.

N
e
w
M
e
x
i
c
o
s
t
.

N
e
w
M
e
x
i
c
o
s
t
.

Average RPI Win:		187	WON-LOST RECORD		WINNING PCT. RANK	LAST 10 GAMES		STRENGTH OF SCHEDULE		OPP. STRENGTH OF SCHEDULE	TEAM RPI	ADJ RPI	CONF. RPI	ADJ CONF. RPI					
DIV. I ONLY			24- 8	.75	43	8- 2		183		114	79	.55353	82	22	21				
DIV. I NON-CONF.			11- 5	.6875	82	1- 1		151		45	86	.55594	85	16	16				
<hr/>																			
TOTALS		RPI 1-25		RPI 26-50		W-L RECORDS		RPI 51-100		RPI 101-150		RPI 150+							
24- 8		0- 3		0- 2		OVERALL		4- 1		4- 1		16- 1							
13- 1		0- 1		0- 0		HOME		2- 0		3- 0		8- 0							
7- 5		0- 0		0- 2		AWAY		1- 1		0- 1		6- 1							
4- 2		0- 2		0- 0		NEUTRAL		1- 0		1- 0		2- 0							
11- 5		0- 3		0- 2		NON-CONFERENCE		2- 0		2- 0		7- 0							
6- 1		0- 1		0- 0		HOME		1- 0		2- 0		3- 0							
2- 2		0- 0		0- 2		AWAY		0- 0		0- 0		2- 0							
3- 2		0- 2		0- 0		NEUTRAL		1- 0		0- 0		2- 0							
13- 3		0- 0		0- 0		CONFERENCE		2- 1		2- 1		9- 1							
7- 0		0- 0		0- 0		HOME		1- 0		1- 0		5- 0							
5- 3		0- 0		0- 0		AWAY		1- 1		0- 1		4- 1							
1- 0		0- 0		0- 0		NEUTRAL		0- 0		1- 0		0- 0							
RPI	S	Opponent		Score		RPI	S	Opponent		Score		RPI	S	Opponent		Score			
12	H	St. Mary's (Cal.)		2	3	29	A	Santa Clara		2	3	64	H	Pacific		3	0		
12	N	St. Mary's (Cal.)		1	3	35	A	Nevada		1	3	75	A	Eastern Wash.		3	1		
16	N	Notre Dame		0	3							75	A	Eastern Wash.		1	3		
												75	H	Eastern Wash.		3	0		
												93	N	Fresno St.		3	1		
														107		H	San Jose St.	3	0
														109		A	Montana St.	0	3
														109		H	Montana St.	3	1
														109		N	Montana St.	3	0
														134		H	San Francisco	3	0
														151		H	Charlotte	3	0
														161		H	Oregon	3	0
														195		H	Seton Hall	3	0
														211		A	Idaho St.	1	3
														211		H	Idaho St.	3	0
														223		A	Cal Poly	3	1
														233		A	Portland St.	3	2
														233		H	Portland St.	3	0
														239		A	Montana	3	0
														239		H	Montana	3	1
														246		A	UC Davis	3	0
														247		A	Northern Ariz.	3	0
														247		H	Northern Ariz.	3	0
														255		N	UMKC	3	0
														277		N	Colgate	3	0
														280		A	Weber St.	3	2
														280		H	Weber St.	3	0
<hr/>																			
LAST 10 GAMES																			
		12 N St. Mary's (Cal.)		1	3			233 A Portland St.		3	2								
		75 A Eastern Wash.		3	1			75 A Eastern Wash.		1	3								
		109 N Montana St.		3	0			109 H Montana St.		3	1								
		280 H Weber St.		3	0			239 H Montana		3	1								
		211 H Idaho St.		3	0			246 A UC Davis		3	0								

Non-Div. I Games: Alas. Fairbanks 3 0

Sacramento St.

Average RPI Win:	119	WON-LOST RECORD	WINNING PCT. RANK	LAST 10 GAMES	STRENGTH OF SCHEDULE	OPP. STRENGTH OF SCHEDULE	TEAM RPI	ADJ RPI	CONF. RPI	ADJ CONF. RPI		
DIV. I ONLY		17- 11	.60714	107	4- 6	90	56	81	.55297	83	9	9
DIV. I NON-CONF.		6- 4	.6	127	1- 1	132	26	101	.54306	99	7	7
<hr/>												
TOTALS	RPI 1-25	RPI 26-50		W-L RECORDS		RPI 51-100		RPI 101-150		RPI 150+		
17- 11	0- 4	1- 2		OVERALL		7- 2		5- 1		4- 2		
9- 5	0- 2	0- 1		HOME		4- 1		4- 0		1- 1		
8- 4	0- 1	1- 0		AWAY		3- 1		1- 1		3- 1		
0- 2	0- 1	0- 1		NEUTRAL		0- 0		0- 0		0- 0		
6- 4	0- 2	0- 1		NON-CONFERENCE		3- 0		2- 0		1- 1		
4- 1	0- 1	0- 0		HOME		2- 0		2- 0		0- 0		
2- 1	0- 0	0- 0		AWAY		1- 0		0- 0		1- 1		
0- 2	0- 1	0- 1		NEUTRAL		0- 0		0- 0		0- 0		
11- 7	0- 2	1- 1		CONFERENCE		4- 2		3- 1		3- 1		
5- 4	0- 1	0- 1		HOME		2- 1		2- 0		1- 1		
6- 3	0- 1	1- 0		AWAY		2- 1		1- 1		2- 0		
0- 0	0- 0	0- 0		NEUTRAL		0- 0		0- 0		0- 0		
<hr/>												
RPI S	Opponent	Score	RPI S	Opponent	Score	RPI S	Opponent	Score	RPI S	Opponent	Score	
20 A	UC Santa Barb.	0 3	28 A	Long Beach St.	3 2	56 A	Loyola Marymount	3 2	110 H	Cornell	3 0	
20 H	UC Santa Barb.	0 3	28 H	Long Beach St.	0 3	58 A	UC Irvine	2 3	116 H	UNLV	3 1	
21 H	UCLA	1 3	49 N	Colorado	0 3	58 H	UC Irvine	3 2	135 A	Utah St.	3 1	
22 N	Kansas St.	0 3				64 A	Pacific	3 2	135 H	Utah St.	3 1	
						64 H	Pacific	1 3	142 A	Cal St. Fullerton	2 3	
						90 H	Southern Methodist	3 2	142 H	Cal St. Fullerton	3 0	
						92 A	Idaho	3 1	161 A	Oregon	1 3	
						92 H	Idaho	3 1	173 A	UC Riverside	3 2	
						93 H	Fresno St.	3 1	173 H	UC Riverside	3 0	
									223 A	Cal Poly	3 2	
									223 H	Cal Poly	1 3	
									246 A	UC Davis	3 1	
<hr/>												
LAST 10 GAMES												
22 N	Kansas St.	0 3	173 A	UC Riverside	3 2							
56 A	Loyola Marymount	3 2	142 A	Cal St. Fullerton	2 3							
135 H	Utah St.	3 1	223 H	Cal Poly	1 3							
92 H	Idaho	3 1	20 H	UC Santa Barb.	0 3							
64 H	Pacific	1 3	58 A	UC Irvine	2 3							

Non-Div. I Games:

Cal St. Northridge

Average RPI Win: 186		WON-LOST RECORD		WINNING PCT. RANK		LAST 10 GAMES		STRENGTH OF SCHEDULE		OPP. STRENGTH OF SCHEDULE		TEAM RPI		ADJ RPI		CONF. RPI		ADJ CONF. RPI	
DIV. I ONLY		18- 8		.69231 64		9- 1		113		193		83		.55194 84		18		17	
DIV. I NON-CONF.		6- 4		.6 127		1- 1		84		134		93		.5554 87		23		22	
TOTALS		RPI 1-25		RPI 26-50		W-L RECORDS		RPI 51-100		RPI 101-150		RPI 150+							
18- 8		0- 2		1- 1		OVERALL		0- 1		9- 2		8- 2							
10- 2		0- 1		1- 0		HOME		0- 0		3- 1		6- 0							
4- 6		0- 1		0- 1		AWAY		0- 1		3- 1		1- 2							
4- 0		0- 0		0- 0		NEUTRAL		0- 0		3- 0		1- 0							
6- 4		0- 2		1- 1		NON-CONFERENCE		0- 1		1- 0		4- 0							
4- 1		0- 1		1- 0		HOME		0- 0		0- 0		3- 0							
0- 3		0- 1		0- 1		AWAY		0- 1		0- 0		0- 0							
2- 0		0- 0		0- 0		NEUTRAL		0- 0		1- 0		1- 0							
12- 4		0- 0		0- 0		CONFERENCE		0- 0		8- 2		4- 2							
6- 1		0- 0		0- 0		HOME		0- 0		3- 1		3- 0							
4- 3		0- 0		0- 0		AWAY		0- 0		3- 1		1- 2							
2- 0		0- 0		0- 0		NEUTRAL		0- 0		2- 0		0- 0							
RPI	S	Opponent		Score		RPI	S	Opponent		Score		RPI	S	Opponent		Score			
2	H	Minnesota		0 3		28	A	Long Beach St.		0 3		58	A	UC Irvine		0 3			
9	A	Penn St.		0 3		50	H	Albany (N.Y.)		3 1									
														110 A Cornell		3 0			
														110 H Cornell		3 2			
														110 N Cornell		3 2			
														119 A Penn		3 2			
														119 H Penn		3 1			
														126 N West Virginia		3 1			
														130 A Harvard		0 3			
														130 H Harvard		3 0			
														130 N Harvard		3 2			
														145 A Princeton		3 2			
														145 H Princeton		2 3			
														214 N UMBC		3 1			
														236 A Brown		2 3			
														236 H Brown		3 2			
														244 A Dartmouth		1 3			
														244 H Dartmouth		3 0			
														294 H Manhattan		3 0			
														295 A Columbia		3 0			
														295 H Columbia		3 1			
														301 H Sacred Heart		3 0			
														311 H Wagner		3 0			
LAST 10 GAMES																			
		2 H Minnesota		0 3				295 A Columbia		3 0									
		50 H Albany (N.Y.)		3 1				110 A Cornell		3 0									
		110 N Cornell		3 2				130 H Harvard		3 0									
		130 N Harvard		3 2				244 H Dartmouth		3 0									
		236 H Brown		3 2				119 A Penn		3 2									

Non-Div. I Games:

Yale

Average RPI Win:	193	WON-LOST	WINNING	LAST 10	STRENGTH OF	OPP. STRENGTH	TEAM	ADJ	CONF.	ADJ CONF.					
Average RPI Loss:	101	RECORD	PCT. RANK	GAMES	SCHEDULE	OF SCHEDULE	RPI	RPI	RPI	RPI					
DIV. I ONLY		23- 9	.71875	49	7- 3	150	191	84	.55108	85	15	14			
DIV. I NON-CONF.		13- 3	.8125	26	2- 0	171	215	77	.55771	82	14	14			
<hr/>															
TOTALS	RPI 1-25	RPI 26-50		W-L RECORDS		RPI 51-100		RPI 101-150		RPI 150+					
23- 9	0- 0	1- 1		OVERALL		0- 3		7- 4		15- 1					
12- 2	0- 0	1- 0		HOME		0- 1		5- 1		6- 0					
6- 5	0- 0	0- 0		AWAY		0- 2		0- 3		6- 0					
5- 2	0- 0	0- 1		NEUTRAL		0- 0		2- 0		3- 1					
<hr/>															
13- 3	0- 0	1- 1		NON-CONFERENCE		0- 0		3- 1		9- 1					
6- 1	0- 0	1- 0		HOME		0- 0		2- 1		3- 0					
3- 0	0- 0	0- 0		AWAY		0- 0		0- 0		3- 0					
4- 2	0- 0	0- 1		NEUTRAL		0- 0		1- 0		3- 1					
<hr/>															
10- 6	0- 0	0- 0		CONFERENCE		0- 3		4- 3		6- 0					
6- 1	0- 0	0- 0		HOME		0- 1		3- 0		3- 0					
3- 5	0- 0	0- 0		AWAY		0- 2		0- 3		3- 0					
1- 0	0- 0	0- 0		NEUTRAL		0- 0		1- 0		0- 0					
<hr/>															
RPI	S	Opponent	Score	RPI	S	Opponent	Score	RPI	S	Opponent	Score				
				34	N	Texas St.	2 3	59	A	Towson	1 3	112	A	George Mason	1 3
				50	H	Albany (N.Y.)	3 1	59	A	Towson	0 3	112	H	George Mason	3 2
								59	H	Towson	0 3	129	A	Hofstra	0 3
												129	H	Hofstra	3 0
												129	N	Hofstra	3 0
												133	H	Temple	3 1
												137	A	James Madison	1 3
												137	H	James Madison	3 0
												139	H	Villanova	3 1
												142	H	Cal St. Fullerton	1 3
												145	N	Princeton	3 2
												157	A	William & Mary	3 0
												157	H	William & Mary	3 2
												174	N	Central Conn. St.	2 3
												182	H	New Mexico	3 0
												189	N	Iona	3 1
												195	N	Seton Hall	3 0
												224	H	George Washington	3 1
												236	N	Brown	3 1
												238	A	Va. Commonwealth	3 1
												238	H	Va. Commonwealth	3 0
				LAST 10 GAMES								240	A	Rider	3 0
				59	A	Towson	0 3	137	H	James Madison	3 0	272	A	UNC Wilmington	3 0
				129	N	Hofstra	3 0	293	A	La Salle	3 1	272	H	UNC Wilmington	3 0
				112	A	George Mason	1 3	157	A	William & Mary	3 0	273	A	Marist	3 0
				59	A	Towson	1 3	272	A	UNC Wilmington	3 0	290	H	Howard	3 0
				238	H	Va. Commonwealth	3 0	290	H	Howard	3 0	293	A	La Salle	3 1

Non-Div. I Games:

Delaware

Average RPI Win:	197	WON-LOST RECORD	WINNING PCT. RANK	LAST 10 GAMES	STRENGTH OF SCHEDULE	OPP. STRENGTH OF SCHEDULE	TEAM RPI	ADJ RPI	CONF. RPI	ADJ CONF. RPI		
Average RPI Loss:	78											
DIV. I ONLY		25- 7	.78125	33	8- 2	202	160	82	.55105	86	8	8
DIV. I NON-CONF.		17- 4	.80952	28	2- 0	247	253	117	.52555	116	9	9
<hr/>												
TOTALS	RPI 1-25	RPI 26-50		W-L RECORDS		RPI 51-100		RPI 101-150		RPI 150+		
25- 7	0- 1	0- 3		OVERALL		3- 1		5- 1		17- 1		
10- 3	0- 1	0- 2		HOME		2- 0		2- 0		6- 0		
10- 3	0- 0	0- 1		AWAY		1- 0		3- 1		6- 1		
5- 1	0- 0	0- 0		NEUTRAL		0- 1		0- 0		5- 0		
<hr/>												
17- 4	0- 0	0- 1		NON-CONFERENCE		0- 1		1- 1		16- 1		
6- 1	0- 0	0- 1		HOME		0- 0		0- 0		6- 0		
6- 2	0- 0	0- 0		AWAY		0- 0		1- 1		5- 1		
5- 1	0- 0	0- 0		NEUTRAL		0- 1		0- 0		5- 0		
<hr/>												
8- 3	0- 1	0- 2		CONFERENCE		3- 0		4- 0		1- 0		
4- 2	0- 1	0- 1		HOME		2- 0		2- 0		0- 0		
4- 1	0- 0	0- 1		AWAY		1- 0		2- 0		1- 0		
0- 0	0- 0	0- 0		NEUTRAL		0- 0		0- 0		0- 0		
<hr/>												
RPI S	Opponent	Score	RPI S	Opponent	Score	RPI S	Opponent	Score	RPI S	Opponent	Score	
16 H	Notre Dame	0 3	39 A	Pittsburgh	0 3	73 A	Rutgers	3 1	108 A	Georgetown	3 0	
			39 H	Pittsburgh	2 3	88 H	Connecticut	3 0	110 A	Cornell	3 1	
			50 H	Albany (N.Y.)	2 3	88 H	Boston College	3 1	119 A	Penn	1 3	
						91 N	Northeastern	2 3	123 H	St. John's (N.Y.)	3 2	
									126 H	West Virginia	3 0	
									139 A	Villanova	3 0	
									167 A	Army	3 2	
									170 H	Cleveland St.	3 0	
									193 A	Denver	0 3	
									194 H	Binghamton	3 1	
									195 A	Seton Hall	3 1	
									199 N	Washington St.	3 1	
									210 N	Rhode Island	3 1	
									225 H	Buffalo	3 0	
									229 H	New Hampshire	3 1	
									240 A	Rider	3 0	
									261 A	Canisius	3 2	
									273 A	Marist	3 0	
									274 N	St. Francis (Pa.)	3 1	
									277 A	Colgate	3 0	
									283 H	Siena	3 0	
									286 N	Fairleigh Dickinson	3 0	
									289 N	Radford	3 0	
									294 H	Manhattan	3 1	
<hr/>												
			LAST 10 GAMES									
			39 A	Pittsburgh	0 3	108 A	Georgetown	3 0				
			39 H	Pittsburgh	2 3	139 A	Villanova	3 0				
			126 H	West Virginia	3 0	240 A	Rider	3 0				
			88 H	Connecticut	3 0	123 H	St. John's (N.Y.)	3 2				
			88 H	Boston College	3 1	110 A	Cornell	3 1				

Non-Div. I Games:

Syracuse

Average RPI Win:		170	WON-LOST RECORD		WINNING PCT. RANK		LAST 10 GAMES		STRENGTH OF SCHEDULE		OPP. STRENGTH OF SCHEDULE		TEAM RPI		ADJ RPI		CONF. RPI		ADJ CONF. RPI				
DIV. I ONLY			19- 11		.63333	94	8- 2		126		91		91		.55007		87		12		10		
DIV. I NON-CONF.			9- 5		.64286	107	2- 0		76		74		65		.57536		62		10		10		
TOTALS		RPI 1-25		RPI 26-50				W-L RECORDS		RPI 51-100				RPI 101-150				RPI 150+					
19- 11		1- 6		0- 2				OVERALL		2- 0				4- 2				12- 1					
11- 5		1- 3		0- 1				HOME		1- 0				3- 1				6- 0					
5- 6		0- 3		0- 1				AWAY		0- 0				1- 1				4- 1					
3- 0		0- 0		0- 0				NEUTRAL		1- 0				0- 0				2- 0					
9- 5		1- 3		0- 0				NON-CONFERENCE		2- 0				2- 2				4- 0					
6- 3		1- 2		0- 0				HOME		1- 0				2- 1				2- 0					
1- 2		0- 1		0- 0				AWAY		0- 0				0- 1				1- 0					
2- 0		0- 0		0- 0				NEUTRAL		1- 0				0- 0				1- 0					
10- 6		0- 3		0- 2				CONFERENCE		0- 0				2- 0				8- 1					
5- 2		0- 1		0- 1				HOME		0- 0				1- 0				4- 0					
4- 4		0- 2		0- 1				AWAY		0- 0				1- 0				3- 1					
1- 0		0- 0		0- 0				NEUTRAL		0- 0				0- 0				1- 0					
RPI	S	Opponent		Score		RPI	S	Opponent		Score		RPI	S	Opponent		Score		RPI	S	Opponent		Score	
9	A	Penn St.		1	3	31	A	Utah		0	3	73	N	Rutgers		3	2	101	H	Memphis		3	0
12	H	St. Mary's (Cal.)		2	3	31	H	Utah		1	3	75	H	Eastern Wash.		3	0	116	A	UNLV		3	2
16	H	Notre Dame		3	2													116	H	UNLV		3	1
21	H	UCLA		1	3													124	H	Northern Colo.		3	1
23	A	Colorado St.		1	3													127	H	Oklahoma		2	3
23	A	Colorado St.		0	3													135	A	Utah St.		2	3
23	H	Colorado St.		2	3													163	A	Wyoming		1	3
																		163	H	Wyoming		3	0
																		182	A	New Mexico		3	0
																		182	H	New Mexico		3	1
																		201	H	UCF		3	0
																		203	A	San Diego St.		3	0
																		203	H	San Diego St.		3	0
																		203	N	San Diego St.		3	0
																		216	A	Utah Valley St.		3	1
																		243	A	Air Force		3	0
																		243	H	Air Force		3	0
																		280	H	Weber St.		3	0
																		297	N	Quinnipiac		3	0
LAST 10 GAMES																							
75 H Eastern Wash.						3	0	203 A San Diego St.						3	0								
23 A Colorado St.						1	3	116 A UNLV						3	2								
203 N San Diego St.						3	0	182 H New Mexico						3	1								
163 H Wyoming						3	0	243 H Air Force						3	0								
23 H Colorado St.						2	3	216 A Utah Valley St.						3	1								

Non-Div. I Games:

Brigham Young

Average RPI Win:		160	WON-LOST RECORD		WINNING PCT. RANK		LAST 10 GAMES		STRENGTH OF SCHEDULE		OPP. STRENGTH OF SCHEDULE		TEAM RPI		ADJ RPI		CONF. RPI		ADJ CONF. RPI				
DIV. I ONLY			20- 11		.64516 88		5- 5		82		114		73		.54997 88		8		8				
DIV. I NON-CONF.			12- 6		.66667 87		1- 0		143		202		106		.52784 112		9		9				
TOTALS		RPI 1-25		RPI 26-50				W-L RECORDS		RPI 51-100				RPI 101-150				RPI 150+					
20- 11		1- 1		0- 3				OVERALL		5- 4				5- 1				9- 2					
9- 2		0- 0		0- 0				HOME		2- 1				4- 0				3- 1					
9- 4		1- 0		0- 2				AWAY		2- 1				1- 1				5- 0					
2- 5		0- 1		0- 1				NEUTRAL		1- 2				0- 0				1- 1					
12- 6		0- 0		0- 2				NON-CONFERENCE		1- 3				2- 0				9- 1					
4- 1		0- 0		0- 0				HOME		0- 1				1- 0				3- 0					
7- 1		0- 0		0- 1				AWAY		1- 0				1- 0				5- 0					
1- 4		0- 0		0- 1				NEUTRAL		0- 2				0- 0				1- 1					
8- 5		1- 1		0- 1				CONFERENCE		4- 1				3- 1				0- 1					
5- 1		0- 0		0- 0				HOME		2- 0				3- 0				0- 1					
2- 3		1- 0		0- 1				AWAY		1- 1				0- 1				0- 0					
1- 1		0- 1		0- 0				NEUTRAL		1- 0				0- 0				0- 0					
RPI	S	Opponent		Score		RPI	S	Opponent		Score		RPI	S	Opponent		Score		RPI	S	Opponent		Score	
16	A	Notre Dame		3 0		39	A	Pittsburgh		1 3		73	A	Rutgers		3 1		108	H	Georgetown		3 2	
16	N	Notre Dame		1 3		41	A	Marquette		0 3		73	H	Rutgers		3 2		117	A	Maine		3 0	
						50	N	Albany (N.Y.)		2 3		74	H	TCU		1 3		123	H	St. John's (N.Y.)		3 1	
												86	A	Syracuse		1 3		126	A	West Virginia		2 3	
												88	H	Connecticut		3 0		130	H	Harvard		3 1	
												88	N	Connecticut		3 2		139	H	Villanova		3 2	
												91	A	Northeastern		3 1		164	N	Fairfield		3 0	
												97	N	Loyola (Ill.)		2 3		195	H	Seton Hall		1 3	
												100	N	Eastern Ill.		1 3		210	A	Rhode Island		3 2	
																		227	A	St. Peter's		3 0	
																		227	H	St. Peter's		3 1	
																		229	H	New Hampshire		3 1	
																		233	N	Portland St.		1 3	
																		236	A	Brown		3 2	
																		270	H	Holy Cross		3 0	
																		296	A	Providence		3 0	
																		297	A	Quinnipiac		3 0	
LAST 10 GAMES																							
						16	N	Notre Dame		1 3		126	A	West Virginia		2 3							
						123	H	St. John's (N.Y.)		3 1		39	A	Pittsburgh		1 3							
						88	H	Connecticut		3 0		195	H	Seton Hall		1 3							
						16	A	Notre Dame		3 0		73	H	Rutgers		3 2							
						86	A	Syracuse		1 3		297	A	Quinnipiac		3 0							

Non-Div. I Games: South Dakota St. 2 3

Boston College

Average RPI Win:	174	WON-LOST	WINNING	LAST 10	STRENGTH OF	OPP. STRENGTH	TEAM	ADJ	CONF.	ADJ CONF.	
Average RPI Loss:	75	RECORD	PCT. RANK	GAMES	SCHEDULE	OF SCHEDULE	RPI	RPI	RPI	RPI	
DIV. I ONLY	17- 11	.60714	107	5- 5	75	121	88	.54997	88	8	8
DIV. I NON-CONF.	10- 6	.625	117	1- 1	99	211	102	.54219	103	9	9
<hr/>											
TOTALS	RPI 1-25	RPI 26-50		W-L RECORDS	RPI 51-100		RPI 101-150		RPI 150+		
17- 11	0- 1	0- 2		OVERALL	1- 7		6- 1		10- 0		
14- 2	0- 0	0- 1		HOME	1- 0		4- 1		9- 0		
2- 6	0- 1	0- 1		AWAY	0- 4		1- 0		1- 0		
1- 3	0- 0	0- 0		NEUTRAL	0- 3		1- 0		0- 0		
<hr/>											
10- 6	0- 0	0- 1		NON-CONFERENCE	0- 4		1- 1		9- 0		
9- 2	0- 0	0- 1		HOME	0- 0		1- 1		8- 0		
1- 2	0- 0	0- 0		AWAY	0- 2		0- 0		1- 0		
0- 2	0- 0	0- 0		NEUTRAL	0- 2		0- 0		0- 0		
<hr/>											
7- 5	0- 1	0- 1		CONFERENCE	1- 3		5- 0		1- 0		
5- 0	0- 0	0- 0		HOME	1- 0		3- 0		1- 0		
1- 4	0- 1	0- 1		AWAY	0- 2		1- 0		0- 0		
1- 1	0- 0	0- 0		NEUTRAL	0- 1		1- 0		0- 0		
<hr/>											
RPI	S	Opponent	Score	RPI	S	Opponent	Score	RPI	S	Opponent	Score
16	A	Notre Dame	1 3	39	A	Pittsburgh	0 3	72	N	Marshall	2 3
				41	H	Marquette	1 3	73	H	Rutgers	3 0
								77	N	South Carolina	1 3
								86	A	Syracuse	0 3
								88	A	Boston College	0 3
								88	N	Boston College	2 3
								91	A	Northeastern	2 3
								98	A	Wake Forest	0 3

Non-Div. I Games:

Connecticut

Average RPI Win: 160		WON-LOST RECORD		WINNING PCT. RANK		LAST 10 GAMES		STRENGTH OF SCHEDULE		OPP. STRENGTH OF SCHEDULE		TEAM RPI		ADJ RPI		CONF. RPI		ADJ CONF. RPI					
DIV. I ONLY		14- 14		.5 153		5- 5		39		82		94		.54937 90		7 7							
DIV. I NON-CONF.		9- 5		.64286 107		3- 1		72		88		66		.57391 64		8 8							
TOTALS		RPI 1-25		RPI 26-50		W-L RECORDS		RPI 51-100		RPI 101-150		RPI 150+											
14- 14		0- 3		0- 4		OVERALL		2- 4		3- 3		9- 0											
6- 8		0- 2		0- 1		HOME		1- 2		0- 3		5- 0											
5- 4		0- 0		0- 2		AWAY		1- 2		1- 0		3- 0											
3- 2		0- 1		0- 1		NEUTRAL		0- 0		2- 0		1- 0											
9- 5		0- 1		0- 1		NON-CONFERENCE		2- 3		2- 0		5- 0											
4- 3		0- 1		0- 0		HOME		1- 2		0- 0		3- 0											
2- 1		0- 0		0- 0		AWAY		1- 1		0- 0		1- 0											
3- 1		0- 0		0- 1		NEUTRAL		0- 0		2- 0		1- 0											
5- 9		0- 2		0- 3		CONFERENCE		0- 1		1- 3		4- 0											
2- 5		0- 1		0- 1		HOME		0- 0		0- 3		2- 0											
3- 3		0- 0		0- 2		AWAY		0- 1		1- 0		2- 0											
0- 1		0- 1		0- 0		NEUTRAL		0- 0		0- 0		0- 0											
RPI	S	Opponent		Score		RPI	S	Opponent		Score		RPI	S	Opponent		Score		RPI	S	Opponent		Score	
3	H	Hawaii		1 3		33	A	Rice		0 3		57	A	Stephen F. Austin		3 0		107	H	San Jose St.		0 3	
3	N	Hawaii		0 3		33	H	Rice		0 3		61	H	Miami (Fla.)		0 3		110	N	Cornell		3 1	
15	H	Texas		0 3		35	A	Nevada		0 3		62	H	LSU		1 3		114	A	Tulsa		3 2	
						42	N	Arkansas		0 3		78	H	Wis.-Milwaukee		3 1		114	H	Tulsa		1 3	
												83	A	Cal St. Northridge		2 3		115	H	Boise St.		1 3	
												93	A	Fresno St.		0 3		116	N	UNLV		3 0	
																		158	H	Sam Houston St.		3 0	
																		164	N	Fairfield		3 1	
																		178	A	Louisiana Tech		3 1	
																		178	H	Louisiana Tech		3 0	
																		191	A	UTEP		3 2	
																		191	H	UTEP		3 0	
																		223	H	Cal Poly		3 0	
																		228	A	North Texas		3 0	
																		247	H	Northern Ariz.		3 0	
LAST 10 GAMES																							
						42	N	Arkansas		0 3		178	H	Louisiana Tech		3 0							
						164	N	Fairfield		3 1		158	H	Sam Houston St.		3 0							
						3	N	Hawaii		0 3		114	H	Tulsa		1 3							
						191	A	UTEP		3 2		33	H	Rice		0 3							
						228	A	North Texas		3 0		93	A	Fresno St.		0 3							

Non-Div. I Games:

Southern Methodist

Average RPI Win:		196	WON-LOST RECORD		WINNING PCT. RANK		LAST 10 GAMES		STRENGTH OF SCHEDULE		OPP. STRENGTH OF SCHEDULE		TEAM RPI		ADJ RPI		CONF. RPI		ADJ CONF. RPI				
Average RPI Loss:		74																					
DIV. I ONLY			20- 11		.64516 88		7- 3		106		154		93		.54934 91		17		18				
DIV. I NON-CONF.			9- 7		.5625 140		0- 0		71		99		92		.55224 91		21		21				
TOTALS		RPI 1-25		RPI 26-50		W-L RECORDS		RPI 51-100		RPI 101-150		RPI 150+											
20- 11		0- 1		0- 3		OVERALL		2- 3		3- 4		15- 0											
8- 4		0- 0		0- 1		HOME		1- 2		1- 1		6- 0											
6- 5		0- 1		0- 2		AWAY		0- 1		1- 1		5- 0											
6- 2		0- 0		0- 0		NEUTRAL		1- 0		1- 2		4- 0											
9- 7		0- 1		0- 1		NON-CONFERENCE		2- 3		2- 2		5- 0											
3- 2		0- 0		0- 0		HOME		1- 2		1- 0		1- 0											
0- 4		0- 1		0- 1		AWAY		0- 1		0- 1		0- 0											
6- 1		0- 0		0- 0		NEUTRAL		1- 0		1- 1		4- 0											
11- 4		0- 0		0- 2		CONFERENCE		0- 0		1- 2		10- 0											
5- 2		0- 0		0- 1		HOME		0- 0		0- 1		5- 0											
6- 1		0- 0		0- 1		AWAY		0- 0		1- 0		5- 0											
0- 1		0- 0		0- 0		NEUTRAL		0- 0		0- 1		0- 0											
RPI	S	Opponent		Score		RPI	S	Opponent		Score		RPI	S	Opponent		Score							
5	A	Ohio St.		1	3	28	A	Long Beach St.		2	3	58	A	UC Irvine		0	3						
						50	A	Albany (N.Y.)		1	3	74	H	TCU		1	3						
						50	H	Albany (N.Y.)		0	3	86	N	Syracuse		3	2						
												88	H	Connecticut		3	2						
												88	H	Boston College		1	3						
															108	N	Georgetown	3	2				
															109	N	Montana St.	0	3				
															117	A	Maine	3	0				
															117	H	Maine	1	3				
															117	N	Maine	2	3				
															119	A	Penn	1	3				
															130	H	Harvard	3	2				
															157	N	William & Mary	3	1				
															188	A	Stony Brook	3	1				
															188	H	Stony Brook	3	1				
															194	A	Binghamton	3	0				
															194	H	Binghamton	3	0				
															214	A	UMBC	3	1				
															214	H	UMBC	3	2				
															224	N	George Washington	3	1				
															227	H	St. Peter's	3	0				
															229	A	New Hampshire	3	0				
															229	H	New Hampshire	3	0				
															245	N	Florida Int'l	3	1				
															274	N	St. Francis (Pa.)	3	0				
															303	A	Hartford	3	0				
															303	H	Hartford	3	0				
LAST 10 GAMES						LAST 10 GAMES						LAST 10 GAMES											
117 N Maine						2 3						194 A Binghamton						3 0					
188 A Stony Brook						3 1						50 A Albany (N.Y.)						1 3					
214 A UMBC						3 1						303 A Hartford						3 0					
117 H Maine						1 3						229 A New Hampshire						3 0					
229 H New Hampshire						3 0						117 A Maine						3 0					

Non-Div. I Games:

Northeastern

Average RPI Win: 160		WON-LOST RECORD		WINNING PCT. RANK		LAST 10 GAMES		STRENGTH OF SCHEDULE		OPP. STRENGTH OF SCHEDULE		TEAM RPI		ADJ RPI		CONF. RPI		ADJ CONF. RPI	
DIV. I ONLY		17- 13		.56667 125		3- 7		99		75		99		.54698 92		9		9	
DIV. I NON-CONF.		8- 4		.66667 87		0- 2		130		80		88		.55703 84		7		7	
TOTALS		RPI 1-25		RPI 26-50		W-L RECORDS		RPI 51-100		RPI 101-150		RPI 150+							
17- 13		1- 4		1- 2		OVERALL		2- 6		4- 1		9- 0							
7- 3		1- 0		0- 1		HOME		1- 2		2- 0		3- 0							
6- 10		0- 4		1- 1		AWAY		0- 4		1- 1		4- 0							
4- 0		0- 0		0- 0		NEUTRAL		1- 0		1- 0		2- 0							
8- 4		0- 3		1- 0		NON-CONFERENCE		1- 1		1- 0		5- 0							
1- 0		0- 0		0- 0		HOME		0- 0		0- 0		1- 0							
3- 4		0- 3		1- 0		AWAY		0- 1		0- 0		2- 0							
4- 0		0- 0		0- 0		NEUTRAL		1- 0		1- 0		2- 0							
9- 9		1- 1		0- 2		CONFERENCE		1- 5		3- 1		4- 0							
6- 3		1- 0		0- 1		HOME		1- 2		2- 0		2- 0							
3- 6		0- 1		0- 1		AWAY		0- 3		1- 1		2- 0							
0- 0		0- 0		0- 0		NEUTRAL		0- 0		0- 0		0- 0							
RPI S	Opponent		Score		RPI S	Opponent		Score		RPI S	Opponent		Score		RPI S	Opponent		Score	
6 A	Washington		0	3	28 A	Long Beach St.		0	3	58 A	UC Irvine		1	3	135 A	Utah St.		1	3
20 A	UC Santa Barb.		1	3	28 H	Long Beach St.		1	3	58 H	UC Irvine		2	3	135 H	Utah St.		3	1
20 H	UC Santa Barb.		3	2	39 A	Pittsburgh		3	0	64 A	Pacific		1	3	136 N	Mississippi St.		3	2
23 A	Colorado St.		0	3						64 H	Pacific		3	1	142 A	Cal St. Fullerton		3	2
24 A	Missouri		1	3						75 A	Eastern Wash.		1	3	142 H	Cal St. Fullerton		3	0
										83 A	Cal St. Northridge		1	3	173 A	UC Riverside		3	0
										83 H	Cal St. Northridge		1	3	173 H	UC Riverside		3	0
										94 N	Arkansas St.		3	1	186 N	Portland		3	0
															199 H	Washington St.		3	1
															223 A	Cal Poly		3	0
															223 H	Cal Poly		3	0
															230 A	Gonzaga		3	0
															246 A	UC Davis		3	0
															290 N	Howard		3	0
				LAST 10 GAMES															
6 A	Washington		0	3	142 H	Cal St. Fullerton		3	0										
23 A	Colorado St.		0	3	223 A	Cal Poly		3	0										
64 A	Pacific		1	3	20 A	UC Santa Barb.		1	3										
83 A	Cal St. Northridge		1	3	58 H	UC Irvine		2	3										
173 H	UC Riverside		3	0	28 H	Long Beach St.		1	3										

Non-Div. I Games:

Idaho

Average RPI Win: 146		WON-LOST	WINNING	LAST 10	STRENGTH OF		OPP. STRENGTH	TEAM	ADJ	CONF.	ADJ CONF.
Average RPI Loss: 64		RECORD	PCT. RANK	GAMES	SCHEDULE		OF SCHEDULE	RPI	RPI	RPI	RPI
DIV. I ONLY		15- 13	.53571	138	6- 4		52	66	89	.54619	93
DIV. I NON-CONF.		8- 5	.61538	122	1- 0		185	72	131	.51875	134
TOTALS		RPI 1-25	RPI 26-50		W-L RECORDS		RPI 51-100		RPI 101-150		RPI 150+
15- 13	0- 4	0- 3		OVERALL		1- 3		9- 1		5- 2	
8- 3	0- 1	0- 1		HOME		1- 0		4- 0		3- 1	
3- 7	0- 1	0- 2		AWAY		0- 2		2- 1		1- 1	
4- 3	0- 2	0- 0		NEUTRAL		0- 1		3- 0		1- 0	
8- 5	0- 1	0- 0		NON-CONFERENCE		0- 3		4- 0		4- 1	
4- 1	0- 0	0- 0		HOME		0- 0		2- 0		2- 1	
1- 2	0- 0	0- 0		AWAY		0- 2		0- 0		1- 0	
3- 2	0- 1	0- 0		NEUTRAL		0- 1		2- 0		1- 0	
7- 8	0- 3	0- 3		CONFERENCE		1- 0		5- 1		1- 1	
4- 2	0- 1	0- 1		HOME		1- 0		2- 0		1- 0	
2- 5	0- 1	0- 2		AWAY		0- 0		2- 1		0- 1	
1- 1	0- 1	0- 0		NEUTRAL		0- 0		1- 0		0- 0	
RPI S	Opponent	Score	RPI S	Opponent	Score	RPI S	Opponent	Score	RPI S	Opponent	Score
3 A	Hawaii	0 3	33 A	Rice	0 3	66 A	Southwest Mo. St.	1 3	103 N	Kentucky	3 1
3 H	Hawaii	1 3	35 A	Nevada	1 3	82 N	Sacramento St.	1 3	107 A	San Jose St.	3 1
3 N	Hawaii	1 3	35 H	Nevada	1 3	83 A	Cal St. Northridge	1 3	107 H	San Jose St.	3 0
16 N	Notre Dame	2 3				90 H	Southern Methodist	3 0	114 A	Tulsa	3 1
									115 A	Boise St.	0 3
									115 H	Boise St.	3 1
									115 N	Boise St.	3 0
									116 H	UNLV	3 0
									134 H	San Francisco	3 2
									140 N	Middle Tenn.	3 0
									162 H	Oral Roberts	1 3
									178 H	Louisiana Tech	3 0
									191 A	UTEP	0 3
									203 H	San Diego St.	3 0
									206 N	Western Ill.	3 0
									223 A	Cal Poly	3 1
									246 H	UC Davis	3 0
LAST 10 GAMES											
3 N	Hawaii	1 3	107 A	San Jose St.	3 1						
115 N	Boise St.	3 0	35 A	Nevada	1 3						
115 H	Boise St.	3 1	90 H	Southern Methodist	3 0						
246 H	UC Davis	3 0	178 H	Louisiana Tech	3 0						
3 A	Hawaii	0 3	191 A	UTEP	0 3						

Non-Div. I Games:

Fresno St.

Average RPI Win:	195	WON-LOST RECORD	WINNING PCT. RANK	LAST 10 GAMES	STRENGTH OF SCHEDULE	OPP. STRENGTH OF SCHEDULE	TEAM RPI	ADJ RPI	CONF. RPI	ADJ CONF. RPI				
DIV. I ONLY		25- 8	.75758	42	8- 2	215	162	97	.54487	94	16	16		
DIV. I NON-CONF.		14- 4	.77778	41	2- 0	212	167	103	.54266	102	18	18		
<hr/>														
TOTALS	RPI 1-25	RPI 26-50		W-L RECORDS		RPI 51-100		RPI 101-150		RPI 150+				
25- 8	0- 1	0- 0		OVERALL		2- 4		5- 3		18- 0				
14- 0	0- 0	0- 0		HOME		2- 0		2- 0		10- 0				
10- 4	0- 1	0- 0		AWAY		0- 2		3- 1		7- 0				
1- 4	0- 0	0- 0		NEUTRAL		0- 2		0- 2		1- 0				
<hr/>														
14- 4	0- 1	0- 0		NON-CONFERENCE		1- 2		2- 1		11- 0				
7- 0	0- 0	0- 0		HOME		1- 0		0- 0		6- 0				
6- 1	0- 1	0- 0		AWAY		0- 0		2- 0		4- 0				
1- 3	0- 0	0- 0		NEUTRAL		0- 2		0- 1		1- 0				
<hr/>														
11- 4	0- 0	0- 0		CONFERENCE		1- 2		3- 2		7- 0				
7- 0	0- 0	0- 0		HOME		1- 0		2- 0		4- 0				
4- 3	0- 0	0- 0		AWAY		0- 2		1- 1		3- 0				
0- 1	0- 0	0- 0		NEUTRAL		0- 0		0- 1		0- 0				
<hr/>														
RPI	S	Opponent	Score		RPI	S	Opponent	Score		RPI	S	Opponent	Score	
24	A	Missouri	1	3						57	H	Stephen F. Austin	3	2
										71	A	Western Ky.	0	3
										71	H	Western Ky.	3	1
										81	A	New Mexico St.	1	3
										92	N	Idaho	1	3
										95	N	Creighton	0	3
										101	A	Memphis	3	1
										113	A	Ark.-Little Rock	3	1
										113	H	Ark.-Little Rock	3	1
										113	N	Ark.-Little Rock	1	3
										136	N	Mississippi St.	1	3
										140	A	Middle Tenn.	2	3
										140	H	Middle Tenn.	3	1
										144	A	Fla. Atlantic	3	2
										165	A	New Orleans	3	2
										171	H	Mississippi	3	0
										172	H	Austin Peay	3	0
										178	H	Louisiana Tech	3	0
										181	N	North Dakota St.	3	1
										190	A	Southeast Mo. St.	3	0
										193	H	Denver	3	0
										228	H	North Texas	3	0
										235	A	Tenn.-Martin	3	2
										235	H	Tenn.-Martin	3	0
										245	A	Florida Int'l	3	0
										245	H	Florida Int'l	3	0
										252	H	Jackson St.	3	0
										255	A	UMKC	3	1
										262	H	La.-Lafayette	3	1
										292	A	South Ala.	3	1
										313	A	Ark.-Pine Bluff	3	0
										313	H	Ark.-Pine Bluff	3	0
<hr/>														
LAST 10 GAMES														
113	N	Ark.-Little Rock	1	3	81	A	New Mexico St.	1	3	262	H	La.-Lafayette	3	1
144	A	Fla. Atlantic	3	2	113	H	Ark.-Little Rock	3	1	292	A	South Ala.	3	1
245	A	Florida Int'l	3	0	228	H	North Texas	3	0	313	A	Ark.-Pine Bluff	3	0
140	H	Middle Tenn.	3	1	262	H	La.-Lafayette	3	1	313	H	Ark.-Pine Bluff	3	0
71	H	Western Ky.	3	1	235	A	Tenn.-Martin	3	2					

Non-Div. I Games:

Arkansas St.

Average RPI Win:	178	WON-LOST RECORD	WINNING PCT. RANK	LAST 10 GAMES	STRENGTH OF SCHEDULE	OPP. STRENGTH OF SCHEDULE	TEAM RPI	ADJ RPI	CONF. RPI	ADJ CONF. RPI		
DIV. I ONLY		18- 11	.62069	100	5- 5	128	101	98	.54457	95	10	12
DIV. I NON-CONF.		8- 2	.8	29	0- 0	106	91	47	.59618	48	11	11
<hr/>												
TOTALS	RPI 1-25	RPI 26-50		W-L RECORDS		RPI 51-100		RPI 101-150		RPI 150+		
18- 11	1- 1	1- 1		OVERALL		1- 7		1- 1		14- 1		
8- 3	0- 0	1- 0		HOME		0- 3		0- 0		7- 0		
7- 5	1- 0	0- 1		AWAY		0- 3		0- 0		6- 1		
3- 3	0- 1	0- 0		NEUTRAL		1- 1		1- 1		1- 0		
<hr/>												
8- 2	1- 1	0- 0		NON-CONFERENCE		1- 0		1- 1		5- 0		
2- 0	0- 0	0- 0		HOME		0- 0		0- 0		2- 0		
3- 0	1- 0	0- 0		AWAY		0- 0		0- 0		2- 0		
3- 2	0- 1	0- 0		NEUTRAL		1- 0		1- 1		1- 0		
<hr/>												
10- 9	0- 0	1- 1		CONFERENCE		0- 7		0- 0		9- 1		
6- 3	0- 0	1- 0		HOME		0- 3		0- 0		5- 0		
4- 5	0- 0	0- 1		AWAY		0- 3		0- 0		4- 1		
0- 1	0- 0	0- 0		NEUTRAL		0- 1		0- 0		0- 0		
<hr/>												
RPI S	Opponent	Score		RPI S	Opponent	Score		RPI S	Opponent	Score		
1 N	Nebraska	0	3	26 A	Wichita St.	1	3	66 A	Southwest Mo. St.	1	3	
24 A	Missouri	3	1	26 H	Wichita St.	3	2	66 H	Southwest Mo. St.	0	3	
								67 A	Northern Iowa	0	3	
								67 H	Northern Iowa	1	3	
								70 A	Illinois St.	1	3	
								70 H	Illinois St.	0	3	
								70 N	Illinois St.	0	3	
								94 N	Arkansas St.	3	0	

Non-Div. I Games:

Creighton

Dayton

Loss, Non-Conf, S Site, H Home, A Away, N Neutral Page 99

Average RPI Win: 181		WON-LOST	WINNING	LAST 10	STRENGTH OF		OPP. STRENGTH	TEAM	ADJ	CONF.	ADJ CONF.
Average RPI Loss: 103		RECORD	PCT. RANK	GAMES	SCHEDULE		OF SCHEDULE	RPI	RPI	RPI	RPI
DIV. I ONLY		21-9	.7	57	7-3		174	122	96	.54275	97
DIV. I NON-CONF.		7-5	.58333	135	0-1		113	25	96	.54933	95
TOTALS		RPI 1-25	RPI 26-50		W-L RECORDS		RPI 51-100		RPI 101-150		RPI 150+
21-9	1-2	1-0		OVERALL		1-3		3-2		15-2	
10-2	1-0	0-0		HOME		0-1		2-1		7-0	
6-6	0-2	1-0		AWAY		0-1		0-1		5-2	
5-1	0-0	0-0		NEUTRAL		1-1		1-0		3-0	
7-5	1-2	1-0		NON-CONFERENCE		1-1		1-1		3-1	
3-1	1-0	0-0		HOME		0-0		1-1		1-0	
2-3	0-2	1-0		AWAY		0-0		0-0		1-1	
2-1	0-0	0-0		NEUTRAL		1-1		0-0		1-0	
14-4	0-0	0-0		CONFERENCE		0-2		2-1		12-1	
7-1	0-0	0-0		HOME		0-1		1-0		6-0	
4-3	0-0	0-0		AWAY		0-1		0-1		4-1	
3-0	0-0	0-0		NEUTRAL		0-0		1-0		2-0	
RPI S	Opponent	Score		RPI S	Opponent	Score		RPI S	Opponent	Score	
14 A	Wisconsin	0	3	41 A	Marquette	3	0	54 N	Kansas	1	3
16 A	Notre Dame	1	3					78 A	Wis.-Milwaukee	1	3
25 H	Illinois	3	2					78 H	Wis.-Milwaukee	2	3
								88 N	Boston College	3	2
								104 H	Northwestern	3	0
								106 A	Butler	0	3
								106 H	Butler	3	0
								106 N	Butler	3	2
								141 H	Northern Ill.	0	3
								162 A	Oral Roberts	0	3
								170 A	Cleveland St.	3	1
								170 H	Cleveland St.	3	2
								170 N	Cleveland St.	3	2
								175 H	DePaul	3	0
								218 A	Bradley	3	1
								228 N	North Texas	3	0
								234 A	Wis.-Green Bay	3	1
								234 H	Wis.-Green Bay	3	0
								234 N	Wis.-Green Bay	3	0
								242 A	Ill.-Chicago	3	0
								242 H	Ill.-Chicago	3	0
								242 H	Ill.-Chicago	3	0
								249 A	Wright St.	3	0
								249 H	Wright St.	3	0
								276 A	Youngstown St.	1	3
								276 H	Youngstown St.	3	0
LAST 10 GAMES											
14 A	Wisconsin	0	3	106 A	Butler	0	3				
170 N	Cleveland St.	3	2	242 A	Ill.-Chicago	3	0				
106 N	Butler	3	2	234 H	Wis.-Green Bay	3	0				
234 N	Wis.-Green Bay	3	0	78 H	Wis.-Milwaukee	2	3				
249 A	Wright St.	3	0	170 A	Cleveland St.	3	1				

Non-Div. I Games: South Dakota St. 3 1

Loyola (Ill.)

Wake Forest

Through Games Of 2004 final RPI

Average RPI Win: 127		WON-LOST RECORD		WINNING PCT. RANK		LAST 10 GAMES		STRENGTH OF SCHEDULE		OPP. STRENGTH OF SCHEDULE		TEAM RPI		ADJ RPI		CONF. RPI		ADJ CONF. RPI	
DIV. I ONLY		13- 17		.43333 180		4- 6		37		44		101		.54237 98		5		5	
DIV. I NON-CONF.		9- 4		.69231 77		1- 1		54		67		43		.6019 44		5		6	
TOTALS		RPI 1-25		RPI 26-50		W-L RECORDS		RPI 51-100		RPI 101-150		RPI 150+							
13- 17		0- 4		2- 7		OVERALL		5- 6		2- 0		4- 0							
5- 7		0- 1		0- 4		HOME		4- 2		0- 0		1- 0							
4- 7		0- 2		1- 2		AWAY		1- 3		1- 0		1- 0							
4- 3		0- 1		1- 1		NEUTRAL		0- 1		1- 0		2- 0							
9- 4		0- 2		1- 0		NON-CONFERENCE		3- 2		2- 0		3- 0							
3- 1		0- 0		0- 0		HOME		3- 1		0- 0		0- 0							
2- 1		0- 1		0- 0		AWAY		0- 0		1- 0		1- 0							
4- 2		0- 1		1- 0		NEUTRAL		0- 1		1- 0		2- 0							
4- 13		0- 2		1- 7		CONFERENCE		2- 4		0- 0		1- 0							
2- 6		0- 1		0- 4		HOME		1- 1		0- 0		1- 0							
2- 6		0- 1		1- 2		AWAY		1- 3		0- 0		0- 0							
0- 1		0- 0		0- 1		NEUTRAL		0- 0		0- 0		0- 0							
RPI S	Opponent		Score		RPI S	Opponent		Score		RPI S	Opponent		Score		RPI S	Opponent		Score	
8 A	Tennessee		0	3	37 N	Purdue		3	0	53 H	Winthrop		2	3	123 A	St. John's (N.Y.)		3	1
11 A	Georgia Tech		0	3	38 A	Duke		0	3	59 N	Towson		0	3	125 N	Bowling Green		3	1
11 H	Georgia Tech		0	3	38 H	Duke		1	3	61 A	Miami (Fla.)		0	3	209 H	North Carolina St.		3	0
18 N	Louisville		2	3	40 A	Maryland		3	2	72 H	Marshall		3	1	226 N	Morehead St.		3	2
					40 H	Maryland		1	3	76 A	Clemson		3	1	235 N	Tenn.-Martin		3	0
					40 N	Maryland		1	3	76 H	Clemson		1	3	249 A	Wright St.		3	1
					43 H	North Carolina		0	3	77 H	South Carolina		3	1					
					47 A	Virginia		2	3	80 A	Florida St.		0	3					
					47 H	Virginia		0	3	88 H	Connecticut		3	0					
										99 A	Virginia Tech		0	3					
										99 H	Virginia Tech		3	1					
				LAST 10 GAMES															
					123 A	St. John's (N.Y.)		3	1	11 A	Georgia Tech		0	3					
					59 N	Towson		0	3	76 A	Clemson		3	1					
					40 N	Maryland		1	3	43 H	North Carolina		0	3					
					99 H	Virginia Tech		3	1	209 H	North Carolina St.		3	0					
					38 A	Duke		0	3	47 A	Virginia		2	3					

Non-Div. I Games:

Wake Forest

Average RPI Win:		151	WON-LOST RECORD		WINNING PCT. RANK		LAST 10 GAMES		STRENGTH OF SCHEDULE		OPP. STRENGTH OF SCHEDULE		TEAM RPI		ADJ RPI		CONF. RPI		ADJ CONF. RPI			
DIV. I ONLY			13- 16		.44828 173		2- 8		41		61		105		.5407 99		5		5			
DIV. I NON-CONF.			6- 6		.5 168		0- 0		55		93		97		.55166 93		5		6			
TOTALS		RPI 1-25		RPI 26-50		W-L RECORDS		RPI 51-100		RPI 101-150		RPI 150+										
13- 16		0- 3		1- 7		OVERALL		4- 6		2- 0		6- 0										
10- 3		0- 1		1- 1		HOME		4- 1		2- 0		3- 0										
1- 10		0- 1		0- 6		AWAY		0- 3		0- 0		1- 0										
2- 3		0- 1		0- 0		NEUTRAL		0- 2		0- 0		2- 0										
6- 6		0- 2		0- 2		NON-CONFERENCE		0- 2		2- 0		4- 0										
4- 1		0- 0		0- 0		HOME		0- 1		2- 0		2- 0										
0- 3		0- 1		0- 2		AWAY		0- 0		0- 0		0- 0										
2- 2		0- 1		0- 0		NEUTRAL		0- 1		0- 0		2- 0										
7- 10		0- 1		1- 5		CONFERENCE		4- 4		0- 0		2- 0										
6- 2		0- 1		1- 1		HOME		4- 0		0- 0		1- 0										
1- 7		0- 0		0- 4		AWAY		0- 3		0- 0		1- 0										
0- 1		0- 0		0- 0		NEUTRAL		0- 1		0- 0		0- 0										
RPI	S	Opponent		Score		RPI	S	Opponent		Score		RPI	S	Opponent		Score						
8	N	Tennessee		0	3	30	A	Michigan		0	3	51	N	Western Mich.		2	3	105	H	Appalachian St.	3	1
11	H	Georgia Tech		0	3	36	A	Georgia		2	3	59	H	Towson		0	3	137	H	James Madison	3	1
19	A	Ohio		0	3	38	A	Duke		1	3	61	A	Miami (Fla.)		0	3	184	H	Liberty	3	1
						38	H	Duke		0	3	61	H	Miami (Fla.)		3	2	204	N	Elon	3	0
						40	A	Maryland		0	3	76	H	Clemson		3	0	209	A	North Carolina St.	3	2
						43	A	North Carolina		1	3	76	N	Clemson		2	3	209	H	North Carolina St.	3	2
						43	H	North Carolina		3	2	80	A	Florida St.		0	3	259	N	La.-Monroe	3	0
						47	A	Virginia		1	3	80	H	Florida St.		3	2	299	H	Lehigh	3	0
												98	A	Wake Forest		1	3					
												98	H	Wake Forest		3	0					
LAST 10 GAMES																						
						76	N	Clemson		2	3	47	A	Virginia		1	3					
						98	A	Wake Forest		1	3	40	A	Maryland		0	3					
						38	H	Duke		0	3	61	A	Miami (Fla.)		0	3					
						43	H	North Carolina		3	2	80	A	Florida St.		0	3					
						209	H	North Carolina St.		3	2	38	A	Duke		1	3					

Non-Div. I Games:

Virginia Tech

[illegible]

Non-Div. I Games:

Eastern Ill.

Average RPI Win: 187		WON-LOST RECORD		WINNING PCT. RANK		LAST 10 GAMES		STRENGTH OF SCHEDULE		OPP. STRENGTH OF SCHEDULE		TEAM RPI		ADJ RPI		CONF. RPI		ADJ CONF. RPI	
DIV. I ONLY		26- 10		.72222 48		7- 3		175		153		92		.53815 101		13		13	
DIV. I NON-CONF.		15- 5		.75 49		1- 0		217		217		115		.52319 120		13		13	
TOTALS		RPI 1-25		RPI 26-50		W-L RECORDS		RPI 51-100		RPI 101-150		RPI 150+							
26- 10		0- 2		1- 0		OVERALL		2- 4		6- 1		17- 3							
10- 2		0- 0		1- 0		HOME		0- 2		3- 0		6- 0							
6- 6		0- 2		0- 0		AWAY		0- 2		2- 0		4- 2							
10- 2		0- 0		0- 0		NEUTRAL		2- 0		1- 1		7- 1							
15- 5		0- 0		0- 0		NON-CONFERENCE		1- 2		4- 1		10- 2							
4- 1		0- 0		0- 0		HOME		0- 1		2- 0		2- 0							
3- 2		0- 0		0- 0		AWAY		0- 1		1- 0		2- 1							
8- 2		0- 0		0- 0		NEUTRAL		1- 0		1- 1		6- 1							
11- 5		0- 2		1- 0		CONFERENCE		1- 2		2- 0		7- 1							
6- 1		0- 0		1- 0		HOME		0- 1		1- 0		4- 0							
3- 4		0- 2		0- 0		AWAY		0- 1		1- 0		2- 1							
2- 0		0- 0		0- 0		NEUTRAL		1- 0		0- 0		1- 0							
RPI S	Opponent		Score		RPI S	Opponent		Score		RPI S	Opponent		Score						
18 A	Louisville		0 3		41 H	Marquette		3 2		65 N	Eastern Ky.		3 2						
18 A	Louisville		0 3							68 A	Cincinnati		2 3						
										74 H	TCU		2 3						
										74 N	TCU		3 2						
										87 A	Brigham Young		0 3						
										94 H	Arkansas St.		1 3						
											</								

Non-Div. I Games: Central Ark. 3 1

Memphis

Average RPI Win: 196		WON-LOST RECORD		WINNING PCT. RANK		LAST 10 GAMES		STRENGTH OF SCHEDULE		OPP. STRENGTH OF SCHEDULE		TEAM RPI		ADJ RPI		CONF. RPI		ADJ CONF. RPI	
Average RPI Loss: 85		23- 10		.69697 62		7- 2		198		130		100		.53613 102		31		31	
DIV. I ONLY		21- 10		.67742 86		5- 2		159		117		105		.53522 106		31		32	
DIV. I NON-CONF.																			
TOTALS		RPI 1-25		RPI 26-50		W-L RECORDS		RPI 51-100		RPI 101-150		RPI 150+							
23- 10		0- 2		1- 1		OVERALL		0- 2		5- 4		17- 1							
9- 2		0- 0		1- 0		HOME		0- 1		1- 1		7- 0							
7- 5		0- 0		0- 1		AWAY		0- 1		1- 2		6- 1							
7- 3		0- 2		0- 0		NEUTRAL		0- 0		3- 1		4- 0							
21- 10		0- 2		1- 1		NON-CONFERENCE		0- 2		5- 4		15- 1							
9- 2		0- 0		1- 0		HOME		0- 1		1- 1		7- 0							
7- 5		0- 0		0- 1		AWAY		0- 1		1- 2		6- 1							
5- 3		0- 2		0- 0		NEUTRAL		0- 0		3- 1		2- 0							
2- 0		0- 0		0- 0		CONFERENCE		0- 0		0- 0		2- 0							
0- 0		0- 0		0- 0		HOME		0- 0		0- 0		0- 0							
0- 0		0- 0		0- 0		AWAY		0- 0		0- 0		0- 0							
2- 0		0- 0		0- 0		NEUTRAL		0- 0		0- 0		2- 0							
RPI S	Opponent	Score		RPI S	Opponent	Score		RPI S	Opponent	Score		RPI S	Opponent	Score					
10 N	Florida	0	3	46 A	Ball St.	0	3	55 A	Valparaiso	0	3	104 A	Northwestern	2	3				
11 N	Georgia Tech	0	3	50 H	Albany (N.Y.)	3	1	72 H	Marshall	1	3	123 H	St. John's (N.Y.)	1	3				
												124 N	Northern Colo.	1	3				
												125 H	Bowling Green	3	1				
												125 N	Bowling Green	3	0				
												133 N	Temple	3	2				
												140 N	Middle Tenn.	3	0				
												147 A	Miami (Ohio)	3	0				
												148 A	Eastern Mich.	0	3				
												156 A	Indiana	2	3				
												169 A	Toledo	3	2				
												175 H	DePaul	3	0				
												176 A	Evansville	3	0				
												181 H	North Dakota St.	3	0				
												181 N	North Dakota St.	3	1				
												181 N	North Dakota St.	3	1				
												198 H	IUPUI	3	1				
												216 A	Utah Valley St.	3	1				
												234 A	Wis.-Green Bay	3	0				
												237 H	Central Mich.	3	0				
												249 H	Wright St.	3	0				
												250 A	Chicago St.	3	1				
												250 H	Chicago St.	3	1				
												256 N	Tex. A&M-Corp. Chris	3	0				
												263 N	Tex.-Pan American	3	0				
												285 A	Oakland	3	0				
												285 A	Oakland	3	0				
												285 H	Oakland	3	0				

Non-Div. I Games: South Dakota St. 3 0

IPFW

Kentucky

Through Games Of 2004 final RPI

Average RPI Win:	133	WON-LOST	WINNING	LAST 10	STRENGTH OF	OPP. STRENGTH	TEAM	ADJ	CONF.	ADJ CONF.	
Average RPI Loss:	58	RECORD	PCT. RANK	GAMES	SCHEDULE	OF SCHEDULE	RPI	RPI	RPI	RPI	
DIV. I ONLY	12- 18	.4	196	1- 9	25	58	102	.53499	103	4	4
DIV. I NON-CONF.	9- 5	.64286	107	0- 3	34	122	48	.59946	46	4	4
<hr/>											
TOTALS	RPI 1-25	RPI 26-50		W-L RECORDS	RPI 51-100		RPI 101-150		RPI 150+		
12- 18	0- 5	1- 6		OVERALL	4- 4		3- 2		4- 1		
6- 7	0- 3	0- 2		HOME	3- 0		2- 1		1- 1		
2- 9	0- 2	1- 4		AWAY	1- 2		0- 1		0- 0		
4- 2	0- 0	0- 0		NEUTRAL	0- 2		1- 0		3- 0		
<hr/>											
9- 5	0- 1	1- 1		NON-CONFERENCE	2- 3		2- 0		4- 0		
4- 1	0- 1	0- 0		HOME	2- 0		1- 0		1- 0		
1- 2	0- 0	1- 1		AWAY	0- 1		0- 0		0- 0		
4- 2	0- 0	0- 0		NEUTRAL	0- 2		1- 0		3- 0		
<hr/>											
3- 13	0- 4	0- 5		CONFERENCE	2- 1		1- 2		0- 1		
2- 6	0- 2	0- 2		HOME	1- 0		1- 1		0- 1		
1- 7	0- 2	0- 3		AWAY	1- 1		0- 1		0- 0		
0- 0	0- 0	0- 0		NEUTRAL	0- 0		0- 0		0- 0		
<hr/>											
RPI S	Opponent	Score	RPI S	Opponent	Score	RPI S	Opponent	Score	RPI S	Opponent	Score
8 A	Tennessee	0 3	28 A	Long Beach St.	0 3	55 H	Valparaiso	3 1	129 H	Hofstra	3 0
8 H	Tennessee	0 3	36 A	Georgia	0 3	62 A	LSU	1 3	136 H	Mississippi St.	3 1
10 A	Florida	0 3	36 H	Georgia	1 3	63 N	American	2 3	140 N	Middle Tenn.	3 1
10 H	Florida	0 3	37 A	Purdue	3 2	65 H	Eastern Ky.	3 0	149 A	Auburn	1 3
18 H	Louisville	0 3	42 A	Arkansas	2 3	66 A	Southwest Mo. St.	0 3	149 H	Auburn	1 3
			44 A	Alabama	0 3	77 A	South Carolina	3 2	154 H	Indiana St.	3 0
			44 H	Alabama	2 3	77 H	South Carolina	3 2	171 H	Mississippi	1 3
						93 N	Fresno St.	1 3	206 N	Western Ill.	3 0
									237 N	Central Mich.	3 1
									287 N	East Tenn. St.	3 0
<hr/>											
LAST 10 GAMES											
63 N	American	2 3	36 A	Georgia	0 3						
28 A	Long Beach St.	0 3	10 A	Florida	0 3						
44 A	Alabama	0 3	77 H	South Carolina	3 2						
149 A	Auburn	1 3	8 H	Tennessee	0 3						
18 H	Louisville	0 3	62 A	LSU	1 3						

Non-Div. I Games:

Kentucky

Northwestern

Through Games Of 2004 final RPI

Average RPI Win:	133	WON-LOST RECORD	WINNING PCT. RANK	LAST 10 GAMES	STRENGTH OF SCHEDULE	OPP. STRENGTH OF SCHEDULE	TEAM RPI	ADJ RPI	CONF. RPI	ADJ CONF. RPI					
DIV. I ONLY		10- 20	.33333	227	3- 7	18	8	106	.53395	104	1	1			
DIV. I NON-CONF.		5- 5	.5	168	0- 0	27	68	67	.57224	66	1	1			
<hr/>															
TOTALS	RPI 1-25	RPI 26-50		W-L RECORDS		RPI 51-100		RPI 101-150		RPI 150+					
10- 20	0- 12	2- 5		OVERALL		0- 2		3- 0		5- 1					
5- 11	0- 7	1- 2		HOME		0- 1		3- 0		1- 1					
4- 9	0- 5	1- 3		AWAY		0- 1		0- 0		3- 0					
1- 0	0- 0	0- 0		NEUTRAL		0- 0		0- 0		1- 0					
<hr/>															
5- 5	0- 2	0- 1		NON-CONFERENCE		0- 2		3- 0		2- 0					
3- 3	0- 2	0- 0		HOME		0- 1		3- 0		0- 0					
1- 2	0- 0	0- 1		AWAY		0- 1		0- 0		1- 0					
1- 0	0- 0	0- 0		NEUTRAL		0- 0		0- 0		1- 0					
<hr/>															
5- 15	0- 10	2- 4		CONFERENCE		0- 0		0- 0		3- 1					
2- 8	0- 5	1- 2		HOME		0- 0		0- 0		1- 1					
3- 7	0- 5	1- 2		AWAY		0- 0		0- 0		2- 0					
0- 0	0- 0	0- 0		NEUTRAL		0- 0		0- 0		0- 0					
<hr/>															
RPI	S	Opponent	Score	RPI	S	Opponent	Score	RPI	S	Opponent	Score	RPI	S	Opponent	Score
2	A	Minnesota	0 3	28	A	Long Beach St.	0 3	71	H	Western Ky.	1 3	102	H	IPFW	3 2
2	H	Minnesota	0 3	30	A	Michigan	0 3	97	A	Loyola (Ill.)	0 3	125	H	Bowling Green	3 0
4	H	Stanford	0 3	30	H	Michigan	0 3					139	H	Villanova	3 0
5	A	Ohio St.	1 3	37	A	Purdue	3 2					156	A	Indiana	3 2
5	H	Ohio St.	0 3	37	H	Purdue	3 1					156	H	Indiana	2 3
9	A	Penn St.	0 3	48	A	Michigan St.	1 3					159	A	Iowa	3 2
9	H	Penn St.	0 3	48	H	Michigan St.	0 3					159	H	Iowa	3 0
10	H	Florida	0 3									175	A	DePaul	3 0
14	A	Wisconsin	0 3									242	N	Ill.-Chicago	3 1
14	H	Wisconsin	0 3												
25	A	Illinois	1 3												
25	H	Illinois	0 3												
				LAST 10 GAMES											
				37	A	Purdue	3 2	5	A	Ohio St.	1 3				
				156	A	Indiana	3 2	25	A	Illinois	1 3				
				30	H	Michigan	0 3	14	A	Wisconsin	0 3				
				48	H	Michigan St.	0 3	159	H	Iowa	3 0				
				9	A	Penn St.	0 3	2	H	Minnesota	0 3				

Non-Div. I Games:

Northwestern

Average RPI Win:		236	WON-LOST RECORD		WINNING PCT. RANK		LAST 10 GAMES		STRENGTH OF SCHEDULE		OPP. STRENGTH OF SCHEDULE		TEAM RPI		ADJ RPI		CONF. RPI		ADJ CONF. RPI				
DIV. I ONLY			26- 8		.76471 40		8- 2		240		232		104		.53379 105		25		25				
DIV. I NON-CONF.			9- 6		.6 127		0- 1		176		162		144		.50865 141		26		26				
TOTALS		RPI 1-25		RPI 26-50		W-L RECORDS		RPI 51-100		RPI 101-150		RPI 150+											
26- 8		0- 1		0- 1		OVERALL		1- 4		2- 1		23- 1											
11- 2		0- 1		0- 0		HOME		0- 1		0- 0		11- 0											
10- 3		0- 0		0- 0		AWAY		1- 2		1- 0		8- 1											
5- 3		0- 0		0- 1		NEUTRAL		0- 1		1- 1		4- 0											
9- 6		0- 1		0- 1		NON-CONFERENCE		1- 2		0- 1		8- 1											
4- 1		0- 1		0- 0		HOME		0- 0		0- 0		4- 0											
2- 3		0- 0		0- 0		AWAY		1- 2		0- 0		1- 1											
3- 2		0- 0		0- 1		NEUTRAL		0- 0		0- 1		3- 0											
17- 2		0- 0		0- 0		CONFERENCE		0- 2		2- 0		15- 0											
7- 1		0- 0		0- 0		HOME		0- 1		0- 0		7- 0											
8- 0		0- 0		0- 0		AWAY		0- 0		1- 0		7- 0											
2- 1		0- 0		0- 0		NEUTRAL		0- 1		1- 0		1- 0											
RPI	S	Opponent		Score		RPI	S	Opponent		Score		RPI	S	Opponent		Score							
8	H	Tennessee		1	3	29	N	Santa Clara		0	3	52	H	Col. of Charleston		0	3	113	N	Ark.-Little Rock		1	3
												52	N	Col. of Charleston		1	3	122	A	Ga. Southern		3	2
												59	A	Towson		3	2	122	N	Ga. Southern		3	1
												74	A	TCU		2	3	151	A	Charlotte		2	3
												99	A	Virginia Tech		1	3	165	N	New Orleans		3	2
																		184	H	Liberty		3	0
																		204	A	Elon		3	1
																		204	H	Elon		3	1
																		213	H	Furman		3	0
																		217	H	UNC Asheville		3	1
																		220	A	Western Caro.		3	2
																		220	H	Western Caro.		3	0
																		248	A	Davidson		3	1
																		248	N	Davidson		3	0
																		268	A	Chattanooga		3	2
																		268	H	Chattanooga		3	0
																		269	A	Citadel		3	0
																		271	H	Wofford		3	0
																		274	N	St. Francis (Pa.)		3	1
																		287	A	East Tenn. St.		3	2
																		287	H	East Tenn. St.		3	1
																		288	H	N.C. A&T		3	0
																		291	N	Tennessee St.		3	1
																		299	H	Lehigh		3	0
																		305	A	UNC Greensboro		3	0
																		305	H	UNC Greensboro		3	0
																		309	A	Gardner-Webb		3	0
LAST 10 GAMES																							
						52	N	Col. of Charleston		1	3	204	A	Elon		3	1	291	N	Tennessee St.		3	1
						122	N	Ga. Southern		3	1	305	A	UNC Greensboro		3	0	299	H	Lehigh		3	0
						248	N	Davidson		3	0	8	H	Tennessee		1	3	305	A	UNC Greensboro		3	0
						220	A	Western Caro.		3	2	268	H	Chattanooga		3	0	305	H	UNC Greensboro		3	0
						287	H	East Tenn. St.		3	1	122	A	Ga. Southern		3	2	309	A	Gardner-Webb		3	0

Non-Div. I Games:

Appalachian St.

Average RPI Win:		175	WON-LOST	WINNING	LAST 10	STRENGTH OF		OPP. STRENGTH	TEAM	ADJ	CONF.	ADJ CONF.
Average RPI Loss:		55	RECORD	PCT. RANK	GAMES	SCHEDULE		OF SCHEDULE	RPI	RPI	RPI	RPI
DIV. I ONLY			15- 13	.53571	138	3- 7		116	70	112	.52736	107
DIV. I NON-CONF.			10- 4	.71429	66	1- 0		245	89	128	.52104	129
TOTALS		RPI 1-25	RPI 26-50		W-L RECORDS		RPI 51-100		RPI 101-150		RPI 150+	
15- 13	0- 3		0- 5		OVERALL		1- 3		4- 2		10- 0	
5- 5	0- 1		0- 3		HOME		0- 1		2- 0		3- 0	
4- 8	0- 2		0- 2		AWAY		1- 2		2- 2		1- 0	
6- 0	0- 0		0- 0		NEUTRAL		0- 0		0- 0		6- 0	
10- 4	0- 1		0- 1		NON-CONFERENCE		0- 1		2- 1		8- 0	
2- 1	0- 0		0- 1		HOME		0- 0		0- 0		2- 0	
2- 3	0- 1		0- 0		AWAY		0- 1		2- 1		0- 0	
6- 0	0- 0		0- 0		NEUTRAL		0- 0		0- 0		6- 0	
5- 9	0- 2		0- 4		CONFERENCE		1- 2		2- 1		2- 0	
3- 4	0- 1		0- 2		HOME		0- 1		2- 0		1- 0	
2- 5	0- 1		0- 2		AWAY		1- 1		0- 1		1- 0	
0- 0	0- 0		0- 0		NEUTRAL		0- 0		0- 0		0- 0	
RPI S	Opponent	Score	RPI S	Opponent	Score	RPI S	Opponent	Score	RPI S	Opponent	Score	
3 A	Hawaii	0 3	29 H	Santa Clara	1 3	82 A	Sacramento St.	0 3	114 H	Tulsa	3 2	
3 H	Hawaii	1 3	33 H	Rice	2 3	90 A	Southern Methodist	3 0	115 A	Boise St.	2 3	
12 A	St. Mary's (Cal.)	1 3	35 A	Nevada	0 3	93 A	Fresno St.	0 3	115 H	Boise St.	3 2	
			35 A	Nevada	0 3	93 H	Fresno St.	1 3	116 A	UNLV	3 0	
			35 H	Nevada	0 3				134 A	San Francisco	3 2	
									142 A	Cal St. Fullerton	0 3	
									151 N	Charlotte	3 0	
									161 N	Oregon	3 1	
									178 A	Louisiana Tech	3 2	
									191 H	UTEP	3 0	
									195 N	Seton Hall	3 0	
									199 N	Washington St.	3 2	
									211 N	Idaho St.	3 2	
									223 H	Cal Poly	3 0	
									246 H	UC Davis	3 0	
									296 N	Providence	3 0	
LAST 10 GAMES												
223 H	Cal Poly	3 0	115 A	Boise St.	2 3							
35 A	Nevada	0 3	3 H	Hawaii	1 3							
3 A	Hawaii	0 3	33 H	Rice	2 3							
35 H	Nevada	0 3	114 H	Tulsa	3 2							
93 H	Fresno St.	1 3	178 A	Louisiana Tech	3 2							

Non-Div. I Games:

San Jose St.

Georgetown

Through Games Of 2004 final RPI

Average RPI Win:	185	WON-LOST	WINNING	LAST 10	STRENGTH OF	OPP. STRENGTH	TEAM	ADJ	CONF.	ADJ CONF.	
Average RPI Loss:	83	RECORD	PCT. RANK	GAMES	SCHEDULE	OF SCHEDULE	RPI	RPI	RPI	RPI	
DIV. I ONLY	17- 12	.58621	114	6- 4	152	102	114	.52708	108	8	8
DIV. I NON-CONF.	13- 6	.68421	85	2- 0	178	141	114	.53106	110	9	9
<hr/>											
TOTALS	RPI 1-25	RPI 26-50		W-L RECORDS		RPI 51-100		RPI 101-150		RPI 150+	
17- 12	0- 1	0- 2		OVERALL		2- 5		4- 4		11- 0	
9- 2	0- 1	0- 0		HOME		1- 1		3- 0		5- 0	
4- 8	0- 0	0- 2		AWAY		1- 3		1- 3		2- 0	
4- 2	0- 0	0- 0		NEUTRAL		0- 1		0- 1		4- 0	
<hr/>											
13- 6	0- 0	0- 1		NON-CONFERENCE		1- 2		2- 3		10- 0	
6- 0	0- 0	0- 0		HOME		0- 0		2- 0		4- 0	
3- 4	0- 0	0- 1		AWAY		1- 1		0- 2		2- 0	
4- 2	0- 0	0- 0		NEUTRAL		0- 1		0- 1		4- 0	
<hr/>											
4- 6	0- 1	0- 1		CONFERENCE		1- 3		2- 1		1- 0	
3- 2	0- 1	0- 0		HOME		1- 1		1- 0		1- 0	
1- 4	0- 0	0- 1		AWAY		0- 2		1- 1		0- 0	
0- 0	0- 0	0- 0		NEUTRAL		0- 0		0- 0		0- 0	
<hr/>											
RPI S	Opponent	Score	RPI S	Opponent	Score	RPI S	Opponent	Score	RPI S	Opponent	Score
16 H	Notre Dame	0 3	39 A	Pittsburgh	0 3	59 A	Towson	0 3	106 N	Butler	0 3
			40 A	Maryland	0 3	63 A	American	3 2	112 H	George Mason	3 1
						73 H	Rutgers	3 1	119 A	Penn	0 3
						86 H	Syracuse	0 3	123 A	St. John's (N.Y.)	3 2
						88 A	Boston College	2 3	126 A	West Virginia	0 3
						88 A	Connecticut	0 3	133 H	Temple	3 0
						91 N	Northeastern	2 3	138 A	Tulane	0 3
									139 H	Villanova	3 0
									168 N	Nicholls St.	3 0
									195 H	Seton Hall	3 0
									197 H	Navy	3 0
									212 N	Southern Ill.	3 1
									219 H	Md.-East. Shore	3 1
									224 A	George Washington	3 2
									227 A	St. Peter's	3 1
									247 N	Northern Ariz.	3 2
									249 H	Wright St.	3 1
									274 N	St. Francis (Pa.)	3 0
									290 H	Howard	3 0
<hr/>											
LAST 10 GAMES											
						195 H	Seton Hall	3 0	16 H	Notre Dame	0 3
						73 H	Rutgers	3 1	126 A	West Virginia	0 3
						227 A	St. Peter's	3 1	39 A	Pittsburgh	0 3
						123 A	St. John's (N.Y.)	3 2	139 H	Villanova	3 0
						86 H	Syracuse	0 3	63 A	American	3 2

Non-Div. I Games:

Georgetown

Average RPI Win:		196	WON-LOST RECORD		WINNING PCT. RANK		LAST 10 GAMES		STRENGTH OF SCHEDULE		OPP. STRENGTH OF SCHEDULE		TEAM RPI		ADJ RPI		CONF. RPI		ADJ CONF. RPI			
Average RPI Loss:		108																				
DIV. I ONLY			19- 8		.7037 55		7- 3		219		149		107		.52651 109		22		21			
DIV. I NON-CONF.			8- 3		.72727 57		0- 0		145		79		71		.56658 71		16		16			
TOTALS		RPI 1-25		RPI 26-50		W-L RECORDS		RPI 51-100		RPI 101-150		RPI 150+										
19- 8		0- 1		0- 1		OVERALL		5- 3		0- 1		14- 2										
10- 1		0- 0		0- 0		HOME		2- 0		0- 1		8- 0										
4- 5		0- 0		0- 1		AWAY		0- 2		0- 0		4- 2										
5- 2		0- 1		0- 0		NEUTRAL		3- 1		0- 0		2- 0										
8- 3		0- 1		0- 1		NON-CONFERENCE		3- 0		0- 1		5- 0										
3- 1		0- 0		0- 0		HOME		0- 0		0- 1		3- 0										
1- 1		0- 0		0- 1		AWAY		0- 0		0- 0		1- 0										
4- 1		0- 1		0- 0		NEUTRAL		3- 0		0- 0		1- 0										
11- 5		0- 0		0- 0		CONFERENCE		2- 3		0- 0		9- 2										
7- 0		0- 0		0- 0		HOME		2- 0		0- 0		5- 0										
3- 4		0- 0		0- 0		AWAY		0- 2		0- 0		3- 2										
1- 1		0- 0		0- 0		NEUTRAL		0- 1		0- 0		1- 0										
RPI	S	Opponent		Score		RPI	S	Opponent		Score		RPI	S	Opponent		Score						
5	N	Ohio St.		0	3	44	A	Alabama		0	3	52	N	Col. of Charleston		3	2	115	H	Boise St.	1	3
												75	A	Eastern Wash.		1	3	186	H	Portland	3	1
												75	H	Eastern Wash.		3	0	211	A	Idaho St.	2	3
												79	N	Xavier		3	2	211	H	Idaho St.	3	0
												82	A	Sacramento St.		1	3	225	H	Buffalo	3	0
												82	H	Sacramento St.		3	0	230	A	Gonzaga	3	0
												82	N	Sacramento St.		0	3	233	A	Portland St.	3	0
												91	N	Northeastern		3	0	233	H	Portland St.	3	0
																		239	A	Montana	3	0
																		239	H	Montana	3	0
																		244	H	Dartmouth	3	0
																		245	N	Florida Int'l	3	0
																		247	A	Northern Ariz.	2	3
																		247	H	Northern Ariz.	3	0
																		247	N	Northern Ariz.	3	0
																		280	A	Weber St.	3	0
																		280	H	Weber St.	3	0
LAST 10 GAMES																						
				82	N	Sacramento St.		0	3	82	A	Sacramento St.		1	3							
				247	N	Northern Ariz.		3	0	247	A	Northern Ariz.		2	3							
				75	H	Eastern Wash.		3	0	211	H	Idaho St.		3	0							
				233	H	Portland St.		3	0	280	H	Weber St.		3	0							
				239	H	Montana		3	0	233	A	Portland St.		3	0							

Non-Div. I Games:

Montana St.

Average RPI Win: 216		WON-LOST	WINNING	LAST 10	STRENGTH OF		OPP. STRENGTH	TEAM	ADJ	CONF.	ADJ CONF.
Average RPI Loss: 97		RECORD	PCT. RANK	GAMES	SCHEDULE		OF SCHEDULE	RPI	RPI	RPI	RPI
DIV. I ONLY		17- 9	.65385	85	7- 3		170	222	116	.52618	110
DIV. I NON-CONF.		6- 4	.6	127	0- 0		196	221	159	.49805	154
TOTALS		RPI 1-25	RPI 26-50		W-L RECORDS		RPI 51-100		RPI 101-150		RPI 150+
17- 9	0- 0	0- 0		OVERALL		0- 6		5- 3		12- 0	
6- 2	0- 0	0- 0		HOME		0- 2		3- 0		3- 0	
6- 4	0- 0	0- 0		AWAY		0- 2		1- 2		5- 0	
5- 3	0- 0	0- 0		NEUTRAL		0- 2		1- 1		4- 0	
6- 4	0- 0	0- 0		NON-CONFERENCE		0- 3		0- 1		6- 0	
0- 1	0- 0	0- 0		HOME		0- 1		0- 0		0- 0	
2- 1	0- 0	0- 0		AWAY		0- 1		0- 0		2- 0	
4- 2	0- 0	0- 0		NEUTRAL		0- 1		0- 1		4- 0	
11- 5	0- 0	0- 0		CONFERENCE		0- 3		5- 2		6- 0	
6- 1	0- 0	0- 0		HOME		0- 1		3- 0		3- 0	
4- 3	0- 0	0- 0		AWAY		0- 1		1- 2		3- 0	
1- 1	0- 0	0- 0		NEUTRAL		0- 1		1- 0		0- 0	
RPI S	Opponent	Score	RPI S	Opponent	Score	RPI S	Opponent	Score	RPI S	Opponent	Score
						83 A	Cal St. Northridge	0 3	116 N	UNLV	0 3
						84 A	Yale	2 3	119 A	Penn	0 3
						84 H	Yale	0 3	119 H	Penn	3 1
						84 N	Yale	2 3	130 A	Harvard	2 3
						86 H	Syracuse	1 3	130 H	Harvard	3 0
						90 N	Southern Methodist	1 3	145 A	Princeton	3 1
									145 H	Princeton	3 1
									145 N	Princeton	3 0
									183 N	Duquesne	3 1
									194 A	Binghamton	3 0
									202 A	Bucknell	3 0
									236 A	Brown	3 0
									236 H	Brown	3 0
									244 A	Dartmouth	3 1
									244 H	Dartmouth	3 0
									266 N	Niagara	3 0
									286 N	Fairleigh Dickinson	3 0
									295 A	Columbia	3 1
									295 H	Columbia	3 0
									308 N	St. Francis (N.Y.)	3 0
LAST 10 GAMES											
						84 N	Yale	2 3	119 A	Penn	0 3
						145 N	Princeton	3 0	244 H	Dartmouth	3 0
						236 H	Brown	3 0	130 H	Harvard	3 0
						84 H	Yale	0 3	119 H	Penn	3 1
						145 A	Princeton	3 1	145 H	Princeton	3 1

Non-Div. I Games:

Cornell

Average RPI Win: 150		WON-LOST	WINNING	LAST 10	STRENGTH OF		OPP. STRENGTH	TEAM	ADJ	CONF.	ADJ CONF.
Average RPI Loss: 42		RECORD	PCT. RANK	GAMES	SCHEDULE		OF SCHEDULE	RPI	RPI	RPI	RPI
DIV. I ONLY		12- 16	.42857 183	4- 6	56		27	111	.52615 111	2	2
DIV. I NON-CONF.		7- 3	.7 74	1- 0	93		90	61	.5743 63	2	2
TOTALS		RPI 1-25	RPI 26-50		W-L RECORDS		RPI 51-100		RPI 101-150		RPI 150+
12- 16	1- 9	1- 4		OVERALL		0- 0		2- 0		8- 3	
5- 8	0- 5	0- 2		HOME		0- 0		1- 0		4- 1	
5- 7	1- 4	1- 2		AWAY		0- 0		0- 0		3- 1	
2- 1	0- 0	0- 0		NEUTRAL		0- 0		1- 0		1- 1	
7- 3	1- 1	1- 0		NON-CONFERENCE		0- 0		2- 0		3- 2	
3- 1	0- 1	0- 0		HOME		0- 0		1- 0		2- 0	
2- 1	1- 0	1- 0		AWAY		0- 0		0- 0		0- 1	
2- 1	0- 0	0- 0		NEUTRAL		0- 0		1- 0		1- 1	
5- 13	0- 8	0- 4		CONFERENCE		0- 0		0- 0		5- 1	
2- 7	0- 4	0- 2		HOME		0- 0		0- 0		2- 1	
3- 6	0- 4	0- 2		AWAY		0- 0		0- 0		3- 0	
0- 0	0- 0	0- 0		NEUTRAL		0- 0		0- 0		0- 0	
RPI S	Opponent	Score		RPI S	Opponent	Score		RPI S	Opponent	Score	
4 A	Stanford	1	3	27 A	Arizona	0	3	119 N	Penn	3	0
4 H	Stanford	0	3	27 H	Arizona	1	3	149 H	Auburn	3	0
6 A	Washington	0	3	32 A	California	0	3	152 N	St. Louis	2	3
6 H	Washington	2	3	32 H	California	1	3	153 A	Arizona St.	3	1
7 A	Southern California	0	3	35 A	Nevada	3	0	153 H	Arizona St.	0	3
7 H	Southern California	0	3					156 A	Indiana	0	3
12 H	St. Mary's (Cal.)	2	3					161 A	Oregon	3	1
13 A	San Diego	3	2					161 H	Oregon	3	0
21 A	UCLA	0	3					162 H	Oral Roberts	3	1
21 H	UCLA	2	3					186 H	Portland	3	0
								199 A	Washington St.	3	1
								199 H	Washington St.	3	0
								258 N	Murray St.	3	1
LAST 10 GAMES											
186 H	Portland	3	0	32 H	California	1	3				
161 H	Oregon	3	0	27 A	Arizona	0	3				
7 A	Southern California	0	3	153 A	Arizona St.	3	1				
21 A	UCLA	0	3	199 H	Washington St.	3	0				
4 H	Stanford	0	3	6 H	Washington	2	3				

Non-Div. I Games:

Oregon St.

George Mason

Through Games Of 2004 final RPI

Average RPI Win:	196	WON-LOST RECORD	WINNING PCT. RANK	LAST 10 GAMES	STRENGTH OF SCHEDULE	OPP. STRENGTH OF SCHEDULE	TEAM RPI	ADJ RPI	CONF. RPI	ADJ CONF. RPI	
Average RPI Loss:	92										
DIV. I ONLY	14- 10	.58333	119	6- 4	115	168	110	.52484	112	15	14
DIV. I NON-CONF.	6- 3	.66667	87	1- 0	149	159	108	.5356	105	14	14
<hr/>											
TOTALS	RPI 1-25	RPI 26-50		W-L RECORDS	RPI 51-100		RPI 101-150		RPI 150+		
14- 10	0- 0	0- 0		OVERALL	2- 6		2- 3		10- 1		
8- 2	0- 0	0- 0		HOME	1- 2		2- 0		5- 0		
3- 7	0- 0	0- 0		AWAY	1- 3		0- 3		2- 1		
3- 1	0- 0	0- 0		NEUTRAL	0- 1		0- 0		3- 0		
<hr/>											
6- 3	0- 0	0- 0		NON-CONFERENCE	1- 2		0- 1		5- 0		
2- 1	0- 0	0- 0		HOME	0- 1		0- 0		2- 0		
1- 1	0- 0	0- 0		AWAY	1- 0		0- 1		0- 0		
3- 1	0- 0	0- 0		NEUTRAL	0- 1		0- 0		3- 0		
<hr/>											
8- 7	0- 0	0- 0		CONFERENCE	1- 4		2- 2		5- 1		
6- 1	0- 0	0- 0		HOME	1- 1		2- 0		3- 0		
2- 6	0- 0	0- 0		AWAY	0- 3		0- 2		2- 1		
0- 0	0- 0	0- 0		NEUTRAL	0- 0		0- 0		0- 0		
<hr/>											
RPI S	Opponent	Score	RPI S	Opponent	Score	RPI S	Opponent	Score	RPI S	Opponent	Score
						53 N	Winthrop	1 3	108 A	Georgetown	1 3
						59 A	Towson	0 3	129 A	Hofstra	2 3
						59 A	Towson	0 3	129 H	Hofstra	3 0
						59 H	Towson	0 3	137 A	James Madison	1 3
						73 H	Rutgers	0 3	137 H	James Madison	3 1
						80 A	Florida St.	3 2	157 A	William & Mary	0 3
						85 A	Delaware	2 3	157 H	William & Mary	3 0
						85 H	Delaware	3 1	188 H	Stony Brook	3 1
									219 N	Md.-East. Shore	3 1
									224 H	George Washington	3 0
									238 A	Va. Commonwealth	3 2
									238 H	Va. Commonwealth	3 0
									249 N	Wright St.	3 1
									257 N	Troy	3 0
									272 A	UNC Wilmington	3 0
									272 H	UNC Wilmington	3 1
<hr/>											
LAST 10 GAMES											
						59 A	Towson	0 3	137 A	James Madison	1 3
						85 H	Delaware	3 1	224 H	George Washington	3 0
						129 H	Hofstra	3 0	157 H	William & Mary	3 0
						59 A	Towson	0 3	272 H	UNC Wilmington	3 1
						238 A	Va. Commonwealth	3 2	129 A	Hofstra	2 3

Non-Div. I Games:

George Mason

Average RPI Win:	188	WON-LOST	WINNING	LAST 10	STRENGTH OF	OPP. STRENGTH	TEAM	ADJ	CONF.	ADJ CONF.	
Average RPI Loss:	86	RECORD	PCT. RANK	GAMES	SCHEDULE	OF SCHEDULE	RPI	RPI	RPI	RPI	
DIV. I ONLY	14- 13	.51852	146	6- 4	83	136	119	.52392	113	16	16
DIV. I NON-CONF.	6- 5	.54545	146	0- 0	77	77	98	.54487	98	18	18
<hr/>											
TOTALS	RPI 1-25	RPI 26-50		W-L RECORDS	RPI 51-100		RPI 101-150		RPI 150+		
14- 13	0- 0	0- 2		OVERALL	2- 8		2- 2		10- 1		
3- 4	0- 0	0- 0		HOME	0- 3		0- 1		3- 0		
5- 4	0- 0	0- 0		AWAY	1- 3		0- 1		4- 0		
6- 5	0- 0	0- 2		NEUTRAL	1- 2		2- 0		3- 1		
<hr/>											
6- 5	0- 0	0- 2		NON-CONFERENCE	1- 2		2- 0		3- 1		
0- 0	0- 0	0- 0		HOME	0- 0		0- 0		0- 0		
1- 1	0- 0	0- 0		AWAY	1- 1		0- 0		0- 0		
5- 4	0- 0	0- 2		NEUTRAL	0- 1		2- 0		3- 1		
<hr/>											
8- 8	0- 0	0- 0		CONFERENCE	1- 6		0- 2		7- 0		
3- 4	0- 0	0- 0		HOME	0- 3		0- 1		3- 0		
4- 3	0- 0	0- 0		AWAY	0- 2		0- 1		4- 0		
1- 1	0- 0	0- 0		NEUTRAL	1- 1		0- 0		0- 0		
<hr/>											
RPI S	Opponent	Score	RPI S	Opponent	Score	RPI S	Opponent	Score	RPI S	Opponent	Score
			29 N	Santa Clara	0 3	57 N	Stephen F. Austin	1 3	105 N	Appalachian St.	3 1
			44 N	Alabama	2 3	69 A	Texas-Arlington	0 3	132 N	Houston	3 1
						71 A	Western Ky.	0 3	140 A	Middle Tenn.	0 3
						71 H	Western Ky.	1 3	140 H	Middle Tenn.	2 3
						71 N	Western Ky.	0 3	156 N	Indiana	1 3
						74 A	TCU	3 2	165 A	New Orleans	3 1
						81 H	New Mexico St.	2 3	172 N	Austin Peay	3 1
						94 A	Arkansas St.	1 3	178 N	Louisiana Tech	3 0
						94 H	Arkansas St.	1 3	193 A	Denver	3 1
						94 N	Arkansas St.	3 1	228 H	North Texas	3 0
									245 A	Florida Int'l	3 2
									245 H	Florida Int'l	3 1
									252 N	Jackson St.	3 0
									262 H	La.-Lafayette	3 0
									292 A	South Ala.	3 0
<hr/>											
			LAST 10 GAMES								
			71 N	Western Ky.	0 3	193 A	Denver	3 1			
			94 N	Arkansas St.	3 1	94 A	Arkansas St.	1 3			
			245 A	Florida Int'l	3 2	262 H	La.-Lafayette	3 0			
			71 H	Western Ky.	1 3	228 H	North Texas	3 0			
			140 H	Middle Tenn.	2 3	292 A	South Ala.	3 0			

Non-Div. I Games:

Ark.-Little Rock

T
u
l
s
a

Tulsa				Through Games Of 2004 final RPI										
Average RPI Win:		201	WON-LOST RECORD	WINNING PCT. RANK	LAST 10 GAMES	STRENGTH OF SCHEDULE	OPP. STRENGTH OF SCHEDULE	TEAM RPI	ADJ RPI	CONF. RPI	ADJ CONF. RPI			
Average RPI Loss:		69												
DIV. I ONLY			16- 10	.61538 104	5- 5	172	116	118	.52119 114	7	7			
DIV. I NON-CONF.			11- 1	.91667 5	1- 0	279	231	100	.54054 104	8	8			

TOTALS		RPI 1-25		RPI 26-50		W-L RECORDS		RPI 51-100		RPI 101-150		RPI 150+		
16- 10	0- 1			0- 4	OVERALL		1- 2				1- 3	14- 0		
6- 4	0- 0			0- 2	HOME		0- 2				0- 0	6- 0		
5- 4	0- 1			0- 1	AWAY		1- 0				0- 2	4- 0		
5- 2	0- 0			0- 1	NEUTRAL		0- 0				1- 1	4- 0		
11- 1	0- 0			0- 0	NON-CONFERENCE		0- 0				1- 1	10- 0		
4- 0	0- 0			0- 0	HOME		0- 0				0- 0	4- 0		
2- 0	0- 0			0- 0	AWAY		0- 0				0- 0	2- 0		
5- 1	0- 0			0- 0	NEUTRAL		0- 0				1- 1	4- 0		
5- 9	0- 1			0- 4	CONFERENCE		1- 2				0- 2	4- 0		
2- 4	0- 0			0- 2	HOME		0- 2				0- 0	2- 0		
3- 4	0- 1			0- 1	AWAY		1- 0				0- 2	2- 0		
0- 1	0- 0			0- 1	NEUTRAL		0- 0				0- 0	0- 0		

RPI S	Opponent		Score		RPI S	Opponent		Score		RPI S	Opponent		Score	
3	A	Hawaii	0	3	33	A	Rice	0	3	90	A	Southern Methodist	3	1
					33	H	Rice	0	3	90	H	Southern Methodist	2	3
					33	N	Rice	0	3	93	H	Fresno St.	1	3
					35	H	Nevada	2	3					
										107	A	San Jose St.	2	3
										115	A	Boise St.	2	3
										136	N	Mississippi St.	3	0
										150	N	Baylor	2	3
										158	A	Sam Houston St.	3	2
										162	H	Oral Roberts	3	1
										178	A	Louisiana Tech	3	0
										178	H	Louisiana Tech	3	0
										191	A	UTEP	3	1
										191	H	UTEP	3	0
										207	N	Northwestern St.	3	0
										208	H	Grambling	3	0
										222	H	Charleston So.	3	1
										228	H	North Texas	3	1
										243	N	Air Force	3	2
										256	N	Tex. A&M-Corp. Chris	3	1
										262	A	La.-Lafayette	3	1
										306	N	Centenary (La.)	3	0
LAST 10 GAMES														
					162	H	Oral Roberts	3	1	178	A	Louisiana Tech	3	0
					33	N	Rice	0	3	3	A	Hawaii	0	3
					33	H	Rice	0	3	107	A	San Jose St.	2	3
					191	H	UTEP	3	0	33	A	Rice	0	3
					90	A	Southern Methodist	3	1	178	H	Louisiana Tech	3	0

T
u
l
s
a

Non-Div. I Games: Grinnell 3 0

Tulsa

Average RPI Win: 185		WON-LOST	WINNING	LAST 10	STRENGTH OF		OPP. STRENGTH	TEAM	ADJ	CONF.	ADJ CONF.
Average RPI Loss: 74		RECORD	PCT. RANK	GAMES	SCHEDULE		OF SCHEDULE	RPI	RPI	RPI	RPI
DIV. I ONLY		16- 12	.57143	123	3- 7		137	100	113	.51888	115
DIV. I NON-CONF.		10- 4	.71429	66	0- 2		252	184	147	.49963	152
TOTALS		RPI 1-25	RPI 26-50		W-L RECORDS		RPI 51-100		RPI 101-150		RPI 150+
16- 12	0- 3	0- 3		OVERALL		3- 3		3- 1		10- 2	
8- 4	0- 2	0- 2		HOME		2- 0		2- 0		4- 0	
6- 6	0- 1	0- 1		AWAY		1- 2		1- 1		4- 1	
2- 2	0- 0	0- 0		NEUTRAL		0- 1		0- 0		2- 1	
10- 4	0- 1	0- 0		NON-CONFERENCE		1- 1		1- 0		8- 2	
5- 1	0- 1	0- 0		HOME		1- 0		0- 0		4- 0	
3- 2	0- 0	0- 0		AWAY		0- 1		1- 0		2- 1	
2- 1	0- 0	0- 0		NEUTRAL		0- 0		0- 0		2- 1	
6- 8	0- 2	0- 3		CONFERENCE		2- 2		2- 1		2- 0	
3- 3	0- 1	0- 2		HOME		1- 0		2- 0		0- 0	
3- 4	0- 1	0- 1		AWAY		1- 1		0- 1		2- 0	
0- 1	0- 0	0- 0		NEUTRAL		0- 1		0- 0		0- 0	
RPI S	Opponent	Score		RPI S	Opponent	Score		RPI S	Opponent	Score	
3 A	Hawaii	0 3		33 H	Rice	1 3		75 A	Eastern Wash.	1 3	
3 H	Hawaii	1 3		35 A	Nevada	0 3		81 H	New Mexico St.	3 1	
6 H	Washington	0 3		35 H	Nevada	2 3		90 A	Southern Methodist	3 1	
								93 A	Fresno St.	1 3	
								93 H	Fresno St.	3 0	
								93 N	Fresno St.	0 3	
										107 A San Jose St.	
										2 3	
										107 H San Jose St.	
										3 2	
										109 A Montana St.	
										3 1	
										114 H Tulsa	
										3 2	
										178 A Louisiana Tech	
										3 0	
										186 N Portland	
										2 3	
										191 A UTEP	
										3 1	
										211 H Idaho St.	
										3 0	
										216 A Utah Valley St.	
										0 3	
										225 N Buffalo	
										3 0	
										230 H Gonzaga	
										3 1	
										239 H Montana	
										3 0	
										244 N Dartmouth	
										3 1	
										259 A La.-Monroe	
										3 0	
										280 H Weber St.	
										3 0	
										306 A Centenary (La.)	
										3 0	
LAST 10 GAMES											
93 N	Fresno St.	0	3	3 H	Hawaii	1	3				
93 A	Fresno St.	1	3	191 A	UTEP	3	1				
35 A	Nevada	0	3	75 A	Eastern Wash.	1	3				
216 A	Utah Valley St.	0	3	35 H	Nevada	2	3				
107 H	San Jose St.	3	2	93 H	Fresno St.	3	0				

Non-Div. I Games: Col. of Idaho 3 0

Boise St.

Average RPI Win: 184		WON-LOST RECORD		WINNING PCT. RANK		LAST 10 GAMES		STRENGTH OF SCHEDULE		OPP. STRENGTH OF SCHEDULE		TEAM RPI		ADJ RPI		CONF. RPI		ADJ CONF. RPI	
Average RPI Loss: 60																			
DIV. I ONLY		15- 12		.55556 129		5- 5		169		84		125		.51862 116		12		10	
DIV. I NON-CONF.		6- 5		.54545 146		0- 1		181		60		154		.50634 144		10		10	
TOTALS		RPI 1-25		RPI 26-50		W-L RECORDS		RPI 51-100		RPI 101-150		RPI 150+							
15- 12		0- 2		0- 4		OVERALL		0- 5		2- 1		13- 0							
7- 5		0- 1		0- 2		HOME		0- 1		0- 1		7- 0							
4- 5		0- 1		0- 1		AWAY		0- 3		0- 0		4- 0							
4- 2		0- 0		0- 1		NEUTRAL		0- 1		2- 0		2- 0							
6- 5		0- 0		0- 1		NON-CONFERENCE		0- 3		2- 1		4- 0							
3- 2		0- 0		0- 1		HOME		0- 0		0- 1		3- 0							
0- 2		0- 0		0- 0		AWAY		0- 2		0- 0		0- 0							
3- 1		0- 0		0- 0		NEUTRAL		0- 1		2- 0		1- 0							
9- 7		0- 2		0- 3		CONFERENCE		0- 2		0- 0		9- 0							
4- 3		0- 1		0- 1		HOME		0- 1		0- 0		4- 0							
4- 3		0- 1		0- 1		AWAY		0- 1		0- 0		4- 0							
1- 1		0- 0		0- 1		NEUTRAL		0- 0		0- 0		1- 0							
RPI S	Opponent	Score		RPI S	Opponent	Score		RPI S	Opponent	Score		RPI S	Opponent	Score					
23 A	Colorado St.	0	3	31 A	Utah	1	3	83 A	Cal St. Northridge	1	3	107 H	San Jose St.	0	3				
23 H	Colorado St.	1	3	31 H	Utah	0	3	87 A	Brigham Young	1	3	110 N	Cornell	3	0				
				31 N	Utah	2	3	87 H	Brigham Young	2	3	134 N	San Francisco	3	0				
				35 H	Nevada	2	3	90 N	Southern Methodist	0	3	162 N	Oral Roberts	3	2				
								93 A	Fresno St.	0	3	163 A	Wyoming	3	1				
												163 H	Wyoming	3	2				
												163 N	Wyoming	3	1				
												182 A	New Mexico	3	2				
												182 H	New Mexico	3	0				
												199 H	Washington St.	3	0				
												199 H	Washington St.	3	2				
												203 A	San Diego St.	3	0				
												203 H	San Diego St.	3	0				
												216 H	Utah Valley St.	3	2				
												243 A	Air Force	3	0				
												243 H	Air Force	3	0				
				LAST 10 GAMES															
				31 N	Utah	2	3	31 H	Utah	0	3								
				163 N	Wyoming	3	1	87 H	Brigham Young	2	3								
				243 A	Air Force	3	0	23 A	Colorado St.	0	3								
				182 A	New Mexico	3	2	163 A	Wyoming	3	1								
				35 H	Nevada	2	3	203 A	San Diego St.	3	0								

Non-Div. I Games:

UNLV

Average RPI Win:	206	WON-LOST	WINNING	LAST 10	STRENGTH OF	OPP. STRENGTH	TEAM	ADJ	CONF.	ADJ CONF.	
Average RPI Loss:	105	RECORD	PCT. RANK	GAMES	SCHEDULE	OF SCHEDULE	RPI	RPI	RPI	RPI	
DIV. I ONLY	17- 11	.60714	107	8- 2	133	209	115	.51834	117	17	18
DIV. I NON-CONF.	6- 6	.5	168	0- 0	134	203	158	.49422	158	21	21
<hr/>											
TOTALS	RPI 1-25	RPI 26-50		W-L RECORDS		RPI 51-100		RPI 101-150		RPI 150+	
17- 11	0- 0	1- 3		OVERALL		2- 5		0- 0		14- 3	
8- 4	0- 0	1- 0		HOME		0- 3		0- 0		7- 1	
6- 5	0- 0	0- 2		AWAY		1- 1		0- 0		5- 2	
3- 2	0- 0	0- 1		NEUTRAL		1- 1		0- 0		2- 0	
<hr/>											
6- 6	0- 0	0- 1		NON-CONFERENCE		0- 4		0- 0		6- 1	
2- 3	0- 0	0- 0		HOME		0- 2		0- 0		2- 1	
2- 1	0- 0	0- 0		AWAY		0- 1		0- 0		2- 0	
2- 2	0- 0	0- 1		NEUTRAL		0- 1		0- 0		2- 0	
<hr/>											
11- 5	0- 0	1- 2		CONFERENCE		2- 1		0- 0		8- 2	
6- 1	0- 0	1- 0		HOME		0- 1		0- 0		5- 0	
4- 4	0- 0	0- 2		AWAY		1- 0		0- 0		3- 2	
1- 0	0- 0	0- 0		NEUTRAL		1- 0		0- 0		0- 0	
<hr/>											
RPI	S	Opponent	Score	RPI	S	Opponent	Score	RPI	S	Opponent	Score
				41	N	Marquette	0 3	51	A	Western Mich.	0 3
				50	A	Albany (N.Y.)	2 3	73	N	Rutgers	2 3
				50	A	Albany (N.Y.)	0 3	88	H	Boston College	0 3
				50	H	Albany (N.Y.)	3 2	91	A	Northeastern	3 1
								91	H	Northeastern	0 3
								91	N	Northeastern	3 2
								100	H	Eastern Ill.	0 3

Non-Div. I Games:

Maine

[illegible]

Non-Div. I Games:

Coastal Caro.

Average RPI Win:		202	WON-LOST		WINNING		LAST 10		STRENGTH OF		OPP. STRENGTH		TEAM		ADJ		CONF.		ADJ CONF.	
Average RPI Loss:		94	RECORD		PCT. RANK		GAMES		SCHEDULE		OF SCHEDULE		RPI		RPI		RPI		RPI	
DIV. I ONLY			15- 11		.57692 121		6- 4		162		161		129		.51793 119		18		17	
DIV. I NON-CONF.			8- 4		.66667 87		2- 0		108		92		76		.56208 76		23		22	
TOTALS		RPI 1-25		RPI 26-50		W-L RECORDS		RPI 51-100		RPI 101-150		RPI 150+								
15- 11		0- 1		0- 2		OVERALL		2- 2		3- 6		10- 0								
9- 3		0- 0		0- 0		HOME		2- 1		3- 2		4- 0								
4- 6		0- 1		0- 1		AWAY		0- 1		0- 3		4- 0								
2- 2		0- 0		0- 1		NEUTRAL		0- 0		0- 1		2- 0								
8- 4		0- 1		0- 2		NON-CONFERENCE		2- 0		2- 1		4- 0								
5- 0		0- 0		0- 0		HOME		2- 0		2- 0		1- 0								
1- 2		0- 1		0- 1		AWAY		0- 0		0- 0		1- 0								
2- 2		0- 0		0- 1		NEUTRAL		0- 0		0- 1		2- 0								
7- 7		0- 0		0- 0		CONFERENCE		0- 2		1- 5		6- 0								
4- 3		0- 0		0- 0		HOME		0- 1		1- 2		3- 0								
3- 4		0- 0		0- 0		AWAY		0- 1		0- 3		3- 0								
0- 0		0- 0		0- 0		NEUTRAL		0- 0		0- 0		0- 0								
RPI	S	Opponent		Score		RPI	S	Opponent		Score		RPI	S	Opponent		Score				
13	A	San Diego		0	3	35	N	Nevada		0	3	84	A	Yale		1	3			
						47	A	Virginia		2	3	84	H	Yale		2	3			
												86	H	Syracuse		3	1			
												91	H	Northeastern		3	1			

Non-Div. I Games:

Penn

Average RPI Win:		235	WON-LOST RECORD		WINNING PCT. RANK		LAST 10 GAMES		STRENGTH OF SCHEDULE		OPP. STRENGTH OF SCHEDULE		TEAM RPI		ADJ RPI		CONF. RPI		ADJ CONF. RPI				
DIV. I ONLY			32- 7		.82051 23		9- 1		277		248		117		.51721 120		30		30				
DIV. I NON-CONF.			20- 6		.76923 44		0- 1		219		198		107		.52755 113		30		30				
TOTALS		RPI 1-25		RPI 26-50		W-L RECORDS		RPI 51-100		RPI 101-150		RPI 150+											
32- 7		0- 1		0- 1		OVERALL		1- 1		4- 1		27- 3											
11- 0		0- 0		0- 0		HOME		0- 0		1- 0		10- 0											
10- 3		0- 0		0- 1		AWAY		0- 1		2- 1		8- 0											
11- 4		0- 1		0- 0		NEUTRAL		1- 0		1- 0		9- 3											
20- 6		0- 1		0- 1		NON-CONFERENCE		1- 1		3- 0		16- 3											
6- 0		0- 0		0- 0		HOME		0- 0		1- 0		5- 0											
4- 2		0- 0		0- 1		AWAY		0- 1		1- 0		3- 0											
10- 4		0- 1		0- 0		NEUTRAL		1- 0		1- 0		8- 3											
12- 1		0- 0		0- 0		CONFERENCE		0- 0		1- 1		11- 0											
5- 0		0- 0		0- 0		HOME		0- 0		0- 0		5- 0											
6- 1		0- 0		0- 0		AWAY		0- 0		1- 1		5- 0											
1- 0		0- 0		0- 0		NEUTRAL		0- 0		0- 0		1- 0											
RPI	S	Opponent		Score		RPI	S	Opponent		Score		RPI	S	Opponent		Score							
2	N	Minnesota		0 3		39	A	Pittsburgh		1 3		88	A	Connecticut		0 3		118	A	Coastal Caro.		3 1	
												96	N	Dayton		3 1		123	N	St. John's (N.Y.)		3 2	
																		131	A	Robert Morris		2 3	
																		131	A	Robert Morris		3 0	
																		139	H	Villanova		3 0	
																		164	N	Fairfield		0 3	
																		174	A	Central Conn. St.		3 2	
																		174	N	Central Conn. St.		3 1	
																		188	N	Stony Brook		3 1	
																		189	N	Iona		3 2	
																		195	A	Seton Hall		3 0	
																		195	H	Seton Hall		3 2	
																		209	N	North Carolina St.		2 3	
																		212	N	Southern Ill.		3 1	
																		219	A	Md.-East. Shore		3 0	
																		227	A	St. Peter's		3 1	
																		231	N	Fordham		1 3	
																		240	N	Rider		3 0	
																		261	N	Canisius		3 0	
																		266	H	Niagara		3 0	
																		268	N	Chattanooga		3 0	
																		270	N	Holy Cross		3 0	
																		274	A	St. Francis (Pa.)		3 2	
																		275	H	Delaware St.		3 0	
																		275	N	Delaware St.		3 0	
																		286	H	Fairleigh Dickinson		3 0	
																		293	H	La Salle		3 0	
LAST 10 GAMES																							
																		2	N	Minnesota		0 3	
																		131	A	Robert Morris		3 0	
																		174	N	Central Conn. St.		3 1	
																		308	A	St. Francis (N.Y.)		3 0	
																		297	A	Quinnipiac		3 0	
																		174	A	Central Conn. St.		3 2	
																		301	H	Sacred Heart		3 0	
																		311	H	Wagner		3 0	
																		308	H	St. Francis (N.Y.)		3 0	
																		286	H	Fairleigh Dickinson		3 0	

Non-Div. I Games:

Long Island

RPI	S	Opponent	Score	
294	H	Manhattan	3	0
297	A	Quinnipiac	3	0
301	A	Sacred Heart	3	1
301	H	Sacred Heart	3	0
308	A	St. Francis (N.Y.)	3	0
308	H	St. Francis (N.Y.)	3	0
311	H	Wagner	3	0
311	H	Wagner	3	0

Long Island

Average RPI Win:	169	WON-LOST	WINNING	LAST 10	STRENGTH OF	OPP. STRENGTH	TEAM	ADJ	CONF.	ADJ CONF.	
Average RPI Loss:	32	RECORD	PCT. RANK	GAMES	SCHEDULE	OF SCHEDULE	RPI	RPI	RPI	RPI	
DIV. I ONLY	10- 16	.38462	208	3- 7	64	21	127	.51681	121	3	3
DIV. I NON-CONF.	4- 2	.66667	87	0- 0	213	85	125	.52156	127	3	3
<hr/>											
TOTALS	RPI 1-25	RPI 26-50		W-L RECORDS		RPI 51-100		RPI 101-150		RPI 150+	
10- 16	1- 10	0- 3		OVERALL		0- 2		3- 1		6- 0	
6- 7	0- 5	0- 1		HOME		0- 1		2- 0		4- 0	
4- 7	1- 4	0- 1		AWAY		0- 1		1- 1		2- 0	
0- 2	0- 1	0- 1		NEUTRAL		0- 0		0- 0		0- 0	
<hr/>											
4- 2	0- 1	0- 1		NON-CONFERENCE		0- 0		0- 0		4- 0	
3- 0	0- 0	0- 0		HOME		0- 0		0- 0		3- 0	
1- 0	0- 0	0- 0		AWAY		0- 0		0- 0		1- 0	
0- 2	0- 1	0- 1		NEUTRAL		0- 0		0- 0		0- 0	
<hr/>											
6- 14	1- 9	0- 2		CONFERENCE		0- 2		3- 1		2- 0	
3- 7	0- 5	0- 1		HOME		0- 1		2- 0		1- 0	
3- 7	1- 4	0- 1		AWAY		0- 1		1- 1		1- 0	
0- 0	0- 0	0- 0		NEUTRAL		0- 0		0- 0		0- 0	
<hr/>											
RPI S	Opponent	Score	RPI S	Opponent	Score	RPI S	Opponent	Score	RPI S	Opponent	Score
1 A	Nebraska	0 3	26 N	Wichita St.	1 3	54 A	Kansas	0 3	127 A	Oklahoma	2 3
1 H	Nebraska	0 3	49 A	Colorado	1 3	54 H	Kansas	0 3	127 H	Oklahoma	3 1
15 A	Texas	0 3	49 H	Colorado	1 3				150 A	Baylor	3 1
15 H	Texas	0 3							150 H	Baylor	3 2
17 A	Texas A&M	2 3							179 A	Iowa St.	3 1
17 H	Texas A&M	2 3							179 H	Iowa St.	3 0
20 N	UC Santa Barb.	0 3							191 H	UTEP	3 0
22 A	Kansas St.	3 2							203 A	San Diego St.	3 1
22 H	Kansas St.	0 3							228 H	North Texas	3 0
24 A	Missouri	1 3							263 H	Tex.-Pan American	3 1
24 H	Missouri	1 3									
<hr/>											
LAST 10 GAMES											
15 A Texas 0 3						24 H Missouri 1 3					
54 H Kansas 0 3						1 A Nebraska 0 3					
22 A Kansas St. 3 2						49 A Colorado 1 3					
179 H Iowa St. 3 0						150 H Baylor 3 2					
127 A Oklahoma 2 3						17 H Texas A&M 2 3					

Non-Div. I Games:

Texas Tech

Ga. Southern

Through Games Of 2004 final RPI

Average RPI Win:	233	WON-LOST	WINNING	LAST 10	STRENGTH OF	OPP. STRENGTH	TEAM	ADJ	CONF.	ADJ CONF.					
Average RPI Loss:	110 <th>RECORD</th> <th>PCT. RANK</th> <th>GAMES</th> <th>SCHEDULE</th> <th>OF SCHEDULE</th> <th>RPI</th> <th>RPI</th> <th>RPI</th> <th>RPI</th>	RECORD	PCT. RANK	GAMES	SCHEDULE	OF SCHEDULE	RPI	RPI	RPI	RPI					
DIV. I ONLY	20- 10	.66667	72	6- 4	207	214	120	.51377	122	25	25				
DIV. I NON-CONF.	6- 6	.5	168	1- 2	160	118	164	.48789	164	26	26				
<hr/>															
TOTALS	RPI 1-25	RPI 26-50		W-L RECORDS	RPI 51-100		RPI 101-150		RPI 150+						
20- 10	0- 1	0- 1		OVERALL	1- 2		0- 3		19- 3						
9- 1	0- 0	0- 0		HOME	1- 0		0- 1		8- 0						
8- 5	0- 1	0- 1		AWAY	0- 2		0- 0		8- 1						
3- 4	0- 0	0- 0		NEUTRAL	0- 0		0- 2		3- 2						
<hr/>															
6- 6	0- 1	0- 1		NON-CONFERENCE	0- 1		0- 1		6- 2						
2- 0	0- 0	0- 0		HOME	0- 0		0- 0		2- 0						
2- 3	0- 1	0- 1		AWAY	0- 1		0- 0		2- 0						
2- 3	0- 0	0- 0		NEUTRAL	0- 0		0- 1		2- 2						
<hr/>															
14- 4	0- 0	0- 0		CONFERENCE	1- 1		0- 2		13- 1						
7- 1	0- 0	0- 0		HOME	1- 0		0- 1		6- 0						
6- 2	0- 0	0- 0		AWAY	0- 1		0- 0		6- 1						
1- 1	0- 0	0- 0		NEUTRAL	0- 0		0- 1		1- 0						
<hr/>															
RPI S	Opponent	Score		RPI S	Opponent	Score		RPI S	Opponent	Score					
17 A	Texas A&M	0	3	36 A	Georgia	1	3	52 A	Col. of Charleston	1	3				
								105 H	Appalachian St.	2	3				
								52 H	Col. of Charleston	3	2	105 N	Appalachian St.	1	3
								76 A	Clemson	0	3	128 N	McNeese St.	0	3
												164 N	Fairfield	1	3
												177 A	Jacksonville	3	1
												177 H	Jacksonville	3	1
												187 H	Georgia St.	3	1
												200 N	Southern Miss.	2	3
												204 A	Elon	3	0
												213 A	Furman	1	3
												213 H	Furman	3	2
												220 H	Western Caro.	3	1
												220 N	Western Caro.	3	0
												238 A	Va. Commonwealth	3	0
												248 A	Davidson	3	0
				248 H	Davidson	3	0								
				253 N	Mercer	3	0								
				268 H	Chattanooga	3	0								
				269 A	Citadel	3	0								
				269 H	Citadel	3	1								
				271 A	Wofford	3	0								
				271 H	Wofford	3	1								
				282 N	Samford	3	1								
				287 A	East Tenn. St.	3	0								
				305 A	UNC Greensboro	3	1								
<hr/>															
LAST 10 GAMES															
105 N Appalachian St.				1	3	248 A Davidson				3	0				
220 N Western Caro.				3	0	36 A Georgia				1	3				
213 H Furman				3	2	269 A Citadel				3	0				
271 H Wofford				3	1	52 A Col. of Charleston				1	3				
177 A Jacksonville				3	1	76 A Clemson				0	3				

Non-Div. I Games:

Ga. Southern

Average RPI Win:	205	WON-LOST	WINNING	LAST 10	STRENGTH OF	OPP. STRENGTH	TEAM	ADJ	CONF.	ADJ CONF.	
Average RPI Loss:	85	RECORD	PCT. RANK	GAMES	SCHEDULE	OF SCHEDULE	RPI	RPI	RPI	RPI	
DIV. I ONLY	15- 16	.48387	158	1- 9	72	134	122	.51232	123	8	8
DIV. I NON-CONF.	14- 7	.66667	87	0- 2	97	206	85	.55335	90	9	9
<hr/>											
TOTALS	RPI 1-25	RPI 26-50		W-L RECORDS		RPI 51-100		RPI 101-150		RPI 150+	
15- 16	0- 3	0- 3		OVERALL		1- 4		2- 5		12- 1	
3- 9	0- 1	0- 2		HOME		1- 1		0- 4		2- 1	
6- 4	0- 1	0- 0		AWAY		0- 3		1- 0		5- 0	
6- 3	0- 1	0- 1		NEUTRAL		0- 0		1- 1		5- 0	
14- 7	0- 2	0- 2		NON-CONFERENCE		0- 1		2- 2		12- 0	
2- 4	0- 1	0- 1		HOME		0- 1		0- 1		2- 0	
6- 0	0- 0	0- 0		AWAY		0- 0		1- 0		5- 0	
6- 3	0- 1	0- 1		NEUTRAL		0- 0		1- 1		5- 0	
1- 9	0- 1	0- 1		CONFERENCE		1- 3		0- 3		0- 1	
1- 5	0- 0	0- 1		HOME		1- 0		0- 3		0- 1	
0- 4	0- 1	0- 0		AWAY		0- 3		0- 0		0- 0	
0- 0	0- 0	0- 0		NEUTRAL		0- 0		0- 0		0- 0	
<hr/>											
RPI S	Opponent	Score		RPI S	Opponent	Score		RPI S	Opponent	Score	
10 H	Florida	0	3	39 H	Pittsburgh	2	3	73 H	Rutgers	3	0
16 A	Notre Dame	0	3	45 N	Florida A&M	0	3	86 A	Syracuse	2	3
19 N	Ohio	0	3	48 H	Michigan St.	0	3	88 A	Connecticut	0	3
								88 A	Boston College	1	3
								98 H	Wake Forest	1	3

Non-Div. I Games:

St. John's (N.Y.)

Average RPI Win: 214		WON-LOST RECORD		WINNING PCT. RANK		LAST 10 GAMES		STRENGTH OF SCHEDULE		OPP. STRENGTH OF SCHEDULE		TEAM RPI		ADJ RPI		CONF. RPI		ADJ CONF. RPI	
DIV. I ONLY		22- 7		.75862 41		8- 1		260		177		108		.51107 124		23		23	
DIV. I NON-CONF.		16- 7		.69565 76		4- 1		228		180		141		.49314 159		22		23	
TOTALS		RPI 1-25		RPI 26-50		W-L RECORDS		RPI 51-100		RPI 101-150		RPI 150+							
22- 7		0- 0		0- 2		OVERALL		1- 2		2- 0		19- 3							
6- 0		0- 0		0- 0		HOME		0- 0		1- 0		5- 0							
9- 5		0- 0		0- 2		AWAY		0- 2		0- 0		9- 1							
7- 2		0- 0		0- 0		NEUTRAL		1- 0		1- 0		5- 2							
16- 7		0- 0		0- 2		NON-CONFERENCE		1- 2		2- 0		13- 3							
4- 0		0- 0		0- 0		HOME		0- 0		1- 0		3- 0							
6- 5		0- 0		0- 2		AWAY		0- 2		0- 0		6- 1							
6- 2		0- 0		0- 0		NEUTRAL		1- 0		1- 0		4- 2							
6- 0		0- 0		0- 0		CONFERENCE		0- 0		0- 0		6- 0							
2- 0		0- 0		0- 0		HOME		0- 0		0- 0		2- 0							
3- 0		0- 0		0- 0		AWAY		0- 0		0- 0		3- 0							
1- 0		0- 0		0- 0		NEUTRAL		0- 0		0- 0		1- 0							
RPI	S	Opponent		Score		RPI	S	Opponent		Score		RPI	S	Opponent		Score			
26	A	Wichita St.		0	3	78	A	Wis.-Milwaukee		2	3	102	N	IPFW		3	1		
31	A	Utah		0	3	87	A	Brigham Young		1	3	131	H	Robert Morris		3	1		
						95	N	Creighton		3	1	161	N	Oregon		1	3		
												163	H	Wyoming		3	0		
												181	A	North Dakota St.		3	0		
												181	H	North Dakota St.		3	0		
												181	N	North Dakota St.		3	2		
												182	A	New Mexico		2	3		
												216	A	Utah Valley St.		3	2		
												216	A	Utah Valley St.		3	1		
												216	H	Utah Valley St.		3	0		
												230	N	Gonzaga		2	3		
												233	A	Portland St.		3	2		
												234	N	Wis.-Green Bay		3	0		
												239	N	Montana		3	2		
												243	A	Air Force		3	0		
												243	H	Air Force		3	2		
												255	A	UMKC		3	0		
												256	A	Tex. A&M-Corp. Chris		3	0		
												256	N	Tex. A&M-Corp. Chris		3	0		
												263	A	Tex.-Pan American		3	1		
												263	H	Tex.-Pan American		3	0		
												263	N	Tex.-Pan American		3	0		
												280	A	Weber St.		3	1		
LAST 10 GAMES						LAST 10 GAMES						LAST 10 GAMES							
216	A	Utah Valley St.		3	1	216	H	Utah Valley St.		3	0	216	H	Utah Valley St.		3	0		
263	N	Tex.-Pan American		3	0	216	A	Utah Valley St.		3	2	216	A	Utah Valley St.		3	2		
181	N	North Dakota St.		3	2	280	A	Weber St.		3	1	280	A	Weber St.		3	1		
102	N	IPFW		3	1	78	A	Wis.-Milwaukee		2	3	78	A	Wis.-Milwaukee		2	3		
256	N	Tex. A&M-Corp. Chris		3	0	234	N	Wis.-Green Bay		3	0	234	N	Wis.-Green Bay		3	0		
Non-Div. I Games:		South Dakota St.		3	2	Metro St.		3	0	Metro St.		3	0	South Dakota St.		2	3		
		South Dakota St.		1	3										Northern Colo.				

Bowling Green

Through Games Of 2004 final RPI

Average RPI Win:		201	WON-LOST RECORD		WINNING PCT. RANK		LAST 10 GAMES		STRENGTH OF SCHEDULE		OPP. STRENGTH OF SCHEDULE		TEAM RPI		ADJ RPI		CONF. RPI		ADJ CONF. RPI	
DIV. I ONLY			17- 14		.54839 132		4- 6		164		119		133		.51072 125		11		11	
DIV. I NON-CONF.			8- 5		.61538 122		1- 0		161		145		132		.52113 128		12		12	
TOTALS		RPI 1-25		RPI 26-50		W-L RECORDS		RPI 51-100		RPI 101-150		RPI 150+								
17- 14		0- 2		0- 1		OVERALL		0- 5		4- 5		13- 1								
6- 5		0- 1		0- 0		HOME		0- 3		1- 1		5- 0								
7- 6		0- 0		0- 1		AWAY		0- 1		2- 3		5- 1								
4- 3		0- 1		0- 0		NEUTRAL		0- 1		1- 1		3- 0								
8- 5		0- 1		0- 0		NON-CONFERENCE		0- 1		2- 3		6- 0								
1- 0		0- 0		0- 0		HOME		0- 0		0- 0		1- 0								
3- 2		0- 0		0- 0		AWAY		0- 0		1- 2		2- 0								
4- 3		0- 1		0- 0		NEUTRAL		0- 1		1- 1		3- 0								
9- 9		0- 1		0- 1		CONFERENCE		0- 4		2- 2		7- 1								
5- 5		0- 1		0- 0		HOME		0- 3		1- 1		4- 0								
4- 4		0- 0		0- 1		AWAY		0- 1		1- 1		3- 1								
0- 0		0- 0		0- 0		NEUTRAL		0- 0		0- 0		0- 0								
RPI	S	Opponent		Score		RPI	S	Opponent		Score		RPI	S	Opponent		Score				
10	N	Florida		0	3	46	A	Ball St.		0	3	102	A	IPFW		1	3			
19	H	Ohio		0	3							102	N	IPFW		0	3			
												104	A	Northwestern		0	3			
												126	A	West Virginia		3	1			
												131	N	Robert Morris		3	1			
												141	A	Northern Ill.		3	1			
												141	H	Northern Ill.		3	1			
												147	A	Miami (Ohio)		2	3			
												148	H	Eastern Mich.		2	3			
												155	A	Kent St.		1	3			
												169	A	Toledo		3	1			
												169	H	Toledo		3	1			
												170	H	Cleveland St.		3	1			
												196	A	Akron		3	0			
												196	H	Akron		3	1			
												225	H	Buffalo		3	0			
												226	N	Morehead St.		3	1			
												237	A	Central Mich.		3	0			
												237	H	Central Mich.		3	0			
												241	N	High Point		3	0			
												249	A	Wright St.		3	0			
												275	N	Delaware St.		3	0			
												285	A	Oakland		3	1			
						LAST 10 GAMES														
						72	H	Marshall		0	3	196	A	Akron		3	0			
						196	H	Akron		3	1	155	A	Kent St.		1	3			
						225	H	Buffalo		3	0	148	H	Eastern Mich.		2	3			
						72	H	Marshall		2	3	51	H	Western Mich.		0	3			
						285	A	Oakland		3	1	51	A	Western Mich.		0	3			

Non-Div. I Games:

Bowling Green

Average RPI Win:		220	WON-LOST RECORD		WINNING PCT. RANK		LAST 10 GAMES		STRENGTH OF SCHEDULE		OPP. STRENGTH OF SCHEDULE		TEAM RPI		ADJ RPI		CONF. RPI		ADJ CONF. RPI	
DIV. I ONLY			18- 13		.58065 120		4- 6		158		185		126		.51005 126		8		8	
DIV. I NON-CONF.			14- 7		.66667 87		1- 0		183		256		139		.51105 138		9		9	
TOTALS		RPI 1-25		RPI 26-50		W-L RECORDS		RPI 51-100		RPI 101-150		RPI 150+								
18- 13		0- 2		0- 1		OVERALL		1- 6		3- 3		14- 1								
7- 4		0- 0		0- 1		HOME		1- 1		2- 2		4- 0								
6- 6		0- 2		0- 0		AWAY		0- 4		1- 0		5- 0								
5- 3		0- 0		0- 0		NEUTRAL		0- 1		0- 1		5- 1								
14- 7		0- 1		0- 0		NON-CONFERENCE		0- 3		1- 2		13- 1								
5- 1		0- 0		0- 0		HOME		0- 0		1- 1		4- 0								
4- 3		0- 1		0- 0		AWAY		0- 2		0- 0		4- 0								
5- 3		0- 0		0- 0		NEUTRAL		0- 1		0- 1		5- 1								
4- 6		0- 1		0- 1		CONFERENCE		1- 3		2- 1		1- 0								
2- 3		0- 0		0- 1		HOME		1- 1		1- 1		0- 0								
2- 3		0- 1		0- 0		AWAY		0- 2		1- 0		1- 0								
0- 0		0- 0		0- 0		NEUTRAL		0- 0		0- 0		0- 0								
RPI	S	Opponent		Score		RPI	S	Opponent		Score		RPI	S	Opponent		Score				
9	A	Penn St.		0	3	39	H	Pittsburgh		0	3	72	A	Marshall		1	3			
16	A	Notre Dame		0	3							73	A	Rutgers		0	3			
												84	N	Yale		1	3			
												86	A	Syracuse		0	3			
												88	H	Boston College		3	2			
												88	H	Connecticut		2	3			
												96	A	Dayton		0	3			
												108	H	Georgetown		3	0			
												118	N	Coastal Caro.		0	3			
												123	A	St. John's (N.Y.)		3	2			
												125	H	Bowling Green		1	3			
												131	H	Robert Morris		3	0			
												139	H	Villanova		2	3			
												183	A	Duquesne		3	0			
												185	N	Tennessee Tech		2	3			
												194	N	Binghamton		3	0			
												195	A	Seton Hall		3	0			
												214	N	UMBC		3	0			
												227	A	St. Peter's		3	0			
												241	H	High Point		3	1			
												261	N	Canisius		3	0			
												273	A	Marist		3	1			
												274	A	St. Francis (Pa.)		3	0			
												275	H	Delaware St.		3	0			
												276	H	Youngstown St.		3	0			
												295	N	Columbia		3	0			
												296	H	Providence		3	0			
												303	N	Hartford		3	1			
LAST 10 GAMES																				
16	A	Notre Dame		0	3	88	H	Boston College		3	2									
86	A	Syracuse		0	3	88	H	Connecticut		2	3									
73	A	Rutgers		0	3	108	H	Georgetown		3	0									
195	A	Seton Hall		3	0	139	H	Villanova		2	3									
276	H	Youngstown St.		3	0	39	H	Pittsburgh		0	3									

Non-Div. I Games:

West Virginia

Average RPI Win:	174	WON-LOST	WINNING	LAST 10	STRENGTH OF	OPP. STRENGTH	TEAM	ADJ	CONF.	ADJ CONF.			
Average RPI Loss:	49	RECORD	PCT. RANK	GAMES	SCHEDULE	OF SCHEDULE	RPI	RPI	RPI	RPI			
DIV. I ONLY	12- 17	.41379	192	2- 8	67	52	128	.50974	127	3	3		
DIV. I NON-CONF.	8- 1	.88889	9	0- 1	146	241	51	.58575	57	3	3		
<hr/>													
TOTALS	RPI 1-25	RPI 26-50		W-L RECORDS	RPI 51-100		RPI 101-150		RPI 150+				
12- 17	0- 10	1- 1		OVERALL	1- 3		3- 2		7- 1				
4- 8	0- 5	1- 0		HOME	0- 2		2- 0		1- 1				
3- 9	0- 5	0- 1		AWAY	1- 1		0- 2		2- 0				
5- 0	0- 0	0- 0		NEUTRAL	0- 0		1- 0		4- 0				
8- 1	0- 0	0- 0		NON-CONFERENCE	1- 1		1- 0		6- 0				
1- 1	0- 0	0- 0		HOME	0- 1		0- 0		1- 0				
2- 0	0- 0	0- 0		AWAY	1- 0		0- 0		1- 0				
5- 0	0- 0	0- 0		NEUTRAL	0- 0		1- 0		4- 0				
4- 16	0- 10	1- 1		CONFERENCE	0- 2		2- 2		1- 1				
3- 7	0- 5	1- 0		HOME	0- 1		2- 0		0- 1				
1- 9	0- 5	0- 1		AWAY	0- 1		0- 2		1- 0				
0- 0	0- 0	0- 0		NEUTRAL	0- 0		0- 0		0- 0				
RPI S	Opponent	Score	RPI S	Opponent	Score	RPI S	Opponent	Score	RPI S	Opponent	Score		
1 A	Nebraska	0 3	49 A	Colorado	0 3	54 A	Kansas	0 3	101 N	Memphis	3 1		
1 H	Nebraska	1 3	49 H	Colorado	3 2	54 H	Kansas	0 3	121 A	Texas Tech	1 3		
15 A	Texas	0 3				74 H	TCU	1 3	121 H	Texas Tech	3 2		
15 H	Texas	0 3				87 A	Brigham Young	3 2	150 A	Baylor	1 3		
17 A	Texas A&M	0 3							150 H	Baylor	3 2		
17 H	Texas A&M	1 3							162 H	Oral Roberts	3 0		
22 A	Kansas St.	0 3							179 A	Iowa St.	3 0		
22 H	Kansas St.	1 3							179 H	Iowa St.	1 3		
24 A	Missouri	0 3							208 N	Grambling	3 0		
24 H	Missouri	0 3							216 N	Utah Valley St.	3 1		
									259 N	La.-Monroe	3 0		
									263 A	Tex.-Pan American	3 2		
									296 N	Providence	3 0		
<hr/>													
LAST 10 GAMES													
150 H Baylor						3	2	121 H Texas Tech				3	2
24 A Missouri						0	3	54 A Kansas				0	3
1 H Nebraska						1	3	74 H TCU				1	3
22 A Kansas St.						0	3	17 H Texas A&M				1	3
49 A Colorado						0	3	15 H Texas				0	3

Non-Div. I Games:

Oklahoma

Average RPI Win:	199	WON-LOST	WINNING	LAST 10	STRENGTH OF	OPP. STRENGTH	TEAM	ADJ	CONF.	ADJ CONF.	
Average RPI Loss:	109	RECORD	PCT. RANK	GAMES	SCHEDULE	OF SCHEDULE	RPI	RPI	RPI	RPI	
DIV. I ONLY	18- 11	.62069	100	5- 5	187	138	121	.50932	128	14	15
DIV. I NON-CONF.	5- 2	.71429	66	0- 0	307	124	203	.45823	199	19	19
<hr/>											
TOTALS	RPI 1-25	RPI 26-50		W-L RECORDS		RPI 51-100		RPI 101-150		RPI 150+	
18- 11	0- 1	1- 1		OVERALL		1- 4		1- 0		15- 5	
8- 2	0- 0	1- 0		HOME		1- 1		0- 0		6- 1	
6- 7	0- 1	0- 1		AWAY		0- 2		0- 0		6- 3	
4- 2	0- 0	0- 0		NEUTRAL		0- 1		1- 0		3- 1	
<hr/>											
5- 2	0- 1	0- 0		NON-CONFERENCE		0- 0		1- 0		4- 1	
0- 0	0- 0	0- 0		HOME		0- 0		0- 0		0- 0	
2- 1	0- 1	0- 0		AWAY		0- 0		0- 0		2- 0	
3- 1	0- 0	0- 0		NEUTRAL		0- 0		1- 0		2- 1	
<hr/>											
13- 9	0- 0	1- 1		CONFERENCE		1- 4		0- 0		11- 4	
8- 2	0- 0	1- 0		HOME		1- 1		0- 0		6- 1	
4- 6	0- 0	0- 1		AWAY		0- 2		0- 0		4- 3	
1- 1	0- 0	0- 0		NEUTRAL		0- 1		0- 0		1- 0	
<hr/>											
RPI S	Opponent	Score		RPI S	Opponent	Score		RPI S	Opponent	Score	
17 A	Texas A&M	0	3	34 A	Texas St.	0	3	57 A	Stephen F. Austin	0	3
				34 H	Texas St.	3	2	57 H	Stephen F. Austin	2	3
								57 N	Stephen F. Austin	1	3
								69 A	Texas-Arlington	0	3
								69 H	Texas-Arlington	3	1
								122 N	Ga. Southern	3	0
								158 A	Sam Houston St.	3	2
								158 H	Sam Houston St.	3	2
								166 A	Texas-San Antonio	0	3
								166 H	Texas-San Antonio	0	3
								166 N	Texas-San Antonio	3	2
								168 A	Nicholls St.	2	3
								168 H	Nicholls St.	3	0
								200 N	Southern Miss.	2	3
								200 N	Southern Miss.	3	2
								205 A	Southeastern La.	3	2
								205 H	Southeastern La.	3	1
								207 A	Northwestern St.	2	3
								207 H	Northwestern St.	3	1
								254 A	Lamar	3	2
								254 H	Lamar	3	0
								259 A	La.-Monroe	3	0
								259 H	La.-Monroe	3	0
								282 N	Samford	3	0
								292 A	South Ala.	3	1
								292 A	South Ala.	3	1
<hr/>											
LAST 10 GAMES											
57 N Stephen F. Austin				1	3	207 H Northwestern St.				3	1
166 N Texas-San Antonio				3	2	158 A Sam Houston St.				3	2
57 A Stephen F. Austin				0	3	69 A Texas-Arlington				0	3
205 A Southeastern La.				3	2	166 A Texas-San Antonio				0	3
259 H La.-Monroe				3	0	34 A Texas St.				0	3

Non-Div. I Games:

McNeese St.

Average RPI Win:	198	WON-LOST	WINNING	LAST 10	STRENGTH OF	OPP. STRENGTH	TEAM	ADJ	CONF.	ADJ CONF.				
Average RPI Loss:	112	RECORD	PCT. RANK	GAMES	SCHEDULE	OF SCHEDULE	RPI	RPI	RPI	RPI				
DIV. I ONLY	19- 10	.65517	83	6- 4	213	173	123	.50924	129	15	14			
DIV. I NON-CONF.	9- 5	.64286	107	0- 0	284	189	187	.46896	188	14	14			
<hr/>														
TOTALS	RPI 1-25	RPI 26-50		W-L RECORDS	RPI 51-100		RPI 101-150		RPI 150+					
19- 10	0- 0	0- 0		OVERALL	2- 4		4- 3		13- 3					
12- 0	0- 0	0- 0		HOME	2- 0		2- 0		8- 0					
5- 6	0- 0	0- 0		AWAY	0- 2		2- 3		3- 1					
2- 4	0- 0	0- 0		NEUTRAL	0- 2		0- 0		2- 2					
<hr/>														
9- 5	0- 0	0- 0		NON-CONFERENCE	0- 1		1- 2		8- 2					
5- 0	0- 0	0- 0		HOME	0- 0		0- 0		5- 0					
2- 2	0- 0	0- 0		AWAY	0- 0		1- 2		1- 0					
2- 3	0- 0	0- 0		NEUTRAL	0- 1		0- 0		2- 2					
<hr/>														
10- 5	0- 0	0- 0		CONFERENCE	2- 3		3- 1		5- 1					
7- 0	0- 0	0- 0		HOME	2- 0		2- 0		3- 0					
3- 4	0- 0	0- 0		AWAY	0- 2		1- 1		2- 1					
0- 1	0- 0	0- 0		NEUTRAL	0- 1		0- 0		0- 0					
<hr/>														
RPI S	Opponent	Score	RPI S	Opponent	Score	RPI S	Opponent	Score	RPI S	Opponent	Score			
						55 N	Valparaiso	1 3	103 A	Kentucky	0 3			
						59 A	Towson	0 3	112 A	George Mason	0 3			
						59 H	Towson	3 2	112 H	George Mason	3 2			
						85 A	Delaware	0 3	123 A	St. John's (N.Y.)	3 1			
						85 H	Delaware	3 0	134 A	San Francisco	0 3			
						85 N	Delaware	0 3	137 A	James Madison	3 1			
									137 H	James Madison	3 1			
									154 N	Indiana St.	0 3			
									157 A	William & Mary	1 3			
									157 H	William & Mary	3 2			
									173 N	UC Riverside	2 3			
									174 N	Central Conn. St.	3 1			
									189 H	Iona	3 1			
									194 H	Binghamton	3 0			
									227 H	St. Peter's	3 0			
									238 A	Va. Commonwealth	3 1			
									238 H	Va. Commonwealth	3 0			
									246 N	UC Davis	3 2			
									272 A	UNC Wilmington	3 0			
									272 H	UNC Wilmington	3 0			
									295 A	Columbia	3 0			
									301 H	Sacred Heart	3 0			
									308 H	St. Francis (N.Y.)	3 0			
									LAST 10 GAMES					
			85 N	Delaware	0 3	272 A	UNC Wilmington	3 0						
			59 A	Towson	0 3	157 A	William & Mary	1 3						
			112 A	George Mason	0 3	85 H	Delaware	3 0						
			137 H	James Madison	3 1	112 H	George Mason	3 2						
			238 H	Va. Commonwealth	3 0	59 H	Towson	3 2						

Non-Div. I Games:

Hofstra

Average RPI Win: 213		WON-LOST RECORD		WINNING PCT. RANK		LAST 10 GAMES		STRENGTH OF SCHEDULE		OPP. STRENGTH OF SCHEDULE		TEAM RPI		ADJ RPI		CONF. RPI		ADJ CONF. RPI	
DIV. I ONLY		15- 10		.6 111		5- 5		171		208		131		.50868 130		18		17	
DIV. I NON-CONF.		5- 5		.5 168		0- 0		173		191		178		.47788 178		23		22	
TOTALS		RPI 1-25		RPI 26-50		W-L RECORDS		RPI 51-100		RPI 101-150		RPI 150+							
15- 10		0- 0		0- 0		OVERALL		1- 6		3- 3		11- 1							
8- 1		0- 0		0- 0		HOME		1- 0		2- 1		5- 0							
4- 6		0- 0		0- 0		AWAY		0- 3		1- 2		3- 1							
3- 3		0- 0		0- 0		NEUTRAL		0- 3		0- 0		3- 0							
5- 5		0- 0		0- 0		NON-CONFERENCE		0- 4		0- 0		5- 1							
2- 0		0- 0		0- 0		HOME		0- 0		0- 0		2- 0							
0- 3		0- 0		0- 0		AWAY		0- 2		0- 0		0- 1							
3- 2		0- 0		0- 0		NEUTRAL		0- 2		0- 0		3- 0							
10- 5		0- 0		0- 0		CONFERENCE		1- 2		3- 3		6- 0							
6- 1		0- 0		0- 0		HOME		1- 0		2- 1		3- 0							
4- 3		0- 0		0- 0		AWAY		0- 1		1- 2		3- 0							
0- 1		0- 0		0- 0		NEUTRAL		0- 1		0- 0		0- 0							
RPI	S	Opponent		Score		RPI	S	Opponent		Score		RPI	S	Opponent		Score			
								73	N	Rutgers	0	3	110	A	Cornell	0	3		
								74	N	TCU	1	3	110	H	Cornell	3	2		
								84	A	Yale	0	3	119	A	Penn	3	2		
								84	H	Yale	3	0	119	H	Penn	3	0		
								84	N	Yale	2	3	145	A	Princeton	2	3		
								88	A	Boston College	1	3	145	H	Princeton	1	3		
								91	A	Northeastern	2	3	189	N	Iona	3	0		
													210	A	Rhode Island	0	3		
													227	H	St. Peter's	3	1		
													229	N	New Hampshire	3	1		
													236	A	Brown	3	2		
													236	H	Brown	3	0		
													244	A	Dartmouth	3	1		
													244	H	Dartmouth	3	0		
													273	H	Marist	3	0		
													293	N	La Salle	3	0		
													295	A	Columbia	3	0		
													295	H	Columbia	3	0		
						LAST 10 GAMES													
						84	N	Yale	2	3	295	A	Columbia	3	0				
						119	H	Penn	3	0	110	A	Cornell	0	3				
						145	H	Princeton	1	3	236	H	Brown	3	0				
						84	A	Yale	0	3	84	H	Yale	3	0				
						236	A	Brown	3	2	145	A	Princeton	2	3				

Non-Div. I Games:

Harvard

Average RPI Win:	235	WON-LOST RECORD	WINNING PCT. RANK	LAST 10 GAMES	STRENGTH OF SCHEDULE	OPP. STRENGTH OF SCHEDULE	TEAM RPI	ADJ RPI	CONF. RPI	ADJ CONF. RPI	
DIV. I ONLY		23- 9	.71875 49	9- 1	248	252	124	.50771 131	30	30	
DIV. I NON-CONF.		13- 8	.61905 121	3- 0	157	213	137	.50634 144	30	30	
<hr/>											
TOTALS	RPI 1-25	RPI 26-50		W-L RECORDS		RPI 51-100		RPI 101-150		RPI 150+	
23- 9	0- 0	0- 1		OVERALL		1- 1		2- 4		20- 3	
11- 3	0- 0	0- 0		HOME		0- 1		1- 1		10- 1	
7- 4	0- 0	0- 1		AWAY		1- 0		0- 2		6- 1	
5- 2	0- 0	0- 0		NEUTRAL		0- 0		1- 1		4- 1	
<hr/>											
13- 8	0- 0	0- 1		NON-CONFERENCE		1- 1		1- 3		11- 3	
5- 2	0- 0	0- 0		HOME		0- 1		0- 0		5- 1	
3- 4	0- 0	0- 1		AWAY		1- 0		0- 2		2- 1	
5- 2	0- 0	0- 0		NEUTRAL		0- 0		1- 1		4- 1	
<hr/>											
10- 1	0- 0	0- 0		CONFERENCE		0- 0		1- 1		9- 0	
6- 1	0- 0	0- 0		HOME		0- 0		1- 1		5- 0	
4- 0	0- 0	0- 0		AWAY		0- 0		0- 0		4- 0	
0- 0	0- 0	0- 0		NEUTRAL		0- 0		0- 0		0- 0	
<hr/>											
RPI S	Opponent	Score	RPI S	Opponent	Score	RPI S	Opponent	Score	RPI S	Opponent	Score
			39 A	Pittsburgh	0 3	65 H	Eastern Ky.	2 3	120 H	Long Island	0 3
						88 A	Connecticut	3 1	120 H	Long Island	3 2
									124 A	Northern Colo.	1 3
									125 N	Bowling Green	1 3
									126 A	West Virginia	0 3
									148 N	Eastern Mich.	3 2
									170 A	Cleveland St.	0 3
									170 H	Cleveland St.	3 2
									174 H	Central Conn. St.	3 2
									181 N	North Dakota St.	1 3
									183 A	Duquesne	3 1
									187 H	Georgia St.	3 0
									195 H	Seton Hall	3 1
									196 H	Akron	1 3
									198 N	IUPUI	3 1
									241 N	High Point	3 0
									260 A	Loyola (Md.)	3 0
									263 N	Tex.-Pan American	3 0
									274 A	St. Francis (Pa.)	3 2
									274 H	St. Francis (Pa.)	3 0
									274 H	St. Francis (Pa.)	3 0
			LAST 10 GAMES						275 N	Delaware St.	3 1
			120 H	Long Island	0 3	297 H	Quinnipiac	3 0	276 H	Youngstown St.	3 0
			274 H	St. Francis (Pa.)	3 0	170 H	Cleveland St.	3 2	286 A	Fairleigh Dickinson	3 0
			88 A	Connecticut	3 1	286 A	Fairleigh Dickinson	3 0	296 H	Providence	3 0
			301 A	Sacred Heart	3 0	311 A	Wagner	3 0	297 H	Quinnipiac	3 0
			174 H	Central Conn. St.	3 2	276 H	Youngstown St.	3 0	301 A	Sacred Heart	3 0

Non-Div. I Games:

Robert Morris

RPI	S	Opponent	Score	
308	H	St. Francis (N.Y.)	3	0
311	A	Wagner	3	0

Robert Morris

R
o
b
e
r
t
M
o
r
r
i
s

R
o
b
e
r
t
M
o
r
r
i
s

Average RPI Win: 169		WON-LOST RECORD		WINNING PCT. RANK		LAST 10 GAMES		STRENGTH OF SCHEDULE		OPP. STRENGTH OF SCHEDULE		TEAM RPI		ADJ RPI		CONF. RPI		ADJ CONF. RPI	
DIV. I ONLY		11- 21		.34375 226		5- 5		43		76		147		.50749 132		13		13	
DIV. I NON-CONF.		5- 12		.29412 235		3- 1		35		32		138		.51957 132		13		13	
TOTALS		RPI 1-25		RPI 26-50		W-L RECORDS		RPI 51-100		RPI 101-150		RPI 150+							
11- 21		0- 5		2- 7		OVERALL		1- 3		0- 3		8- 3							
6- 9		0- 3		1- 3		HOME		0- 2		0- 1		5- 0							
3- 8		0- 1		0- 3		AWAY		1- 1		0- 1		2- 2							
2- 4		0- 1		1- 1		NEUTRAL		0- 0		0- 1		1- 1							
5- 12		0- 3		2- 6		NON-CONFERENCE		1- 1		0- 1		2- 1							
3- 5		0- 2		1- 3		HOME		0- 0		0- 0		2- 0							
1- 3		0- 0		0- 2		AWAY		1- 1		0- 0		0- 0							
1- 4		0- 1		1- 1		NEUTRAL		0- 0		0- 1		0- 1							
6- 9		0- 2		0- 1		CONFERENCE		0- 2		0- 2		6- 2							
3- 4		0- 1		0- 0		HOME		0- 2		0- 1		3- 0							
2- 5		0- 1		0- 1		AWAY		0- 0		0- 1		2- 2							
1- 0		0- 0		0- 0		NEUTRAL		0- 0		0- 0		1- 0							
RPI S	Opponent		Score		RPI S	Opponent		Score		RPI S	Opponent		Score		RPI S	Opponent		Score	
15 H	Texas		0	3	32 H	California		0	3	62 A	LSU		3	2	101 A	Memphis		0	3
18 A	Louisville		0	3	33 A	Rice		0	3	68 H	Cincinnati		1	3	113 N	Ark.-Little Rock		1	3
18 H	Louisville		0	3	33 H	Rice		0	3	69 A	Texas-Arlington		0	3	138 H	Tulane		2	3
22 H	Kansas St.		2	3	34 H	Texas St.		1	3	74 H	TCU		2	3	151 A	Charlotte		3	2
25 N	Illinois		0	3	40 H	Maryland		3	2						152 A	St. Louis		0	3
					41 A	Marquette		1	3						156 N	Indiana		1	3
					42 A	Arkansas		1	3						175 A	DePaul		1	3
					44 N	Alabama		3	2						192 H	South Fla.		3	0
					46 N	Ball St.		2	3						200 H	Southern Miss.		3	1
															207 H	Northwestern St.		3	1
															215 A	East Caro.		3	0
															215 N	East Caro.		3	0
															254 H	Lamar		3	0
															284 H	UAB		3	0
					LAST 10 GAMES														
					62 A	LSU		3	2	152 A	St. Louis		0	3					
					44 N	Alabama		3	2	33 H	Rice		0	3					
					18 A	Louisville		0	3	74 H	TCU		2	3					
					215 N	East Caro.		3	0	254 H	Lamar		3	0					
					101 A	Memphis		0	3	192 H	South Fla.		3	0					

Non-Div. I Games:

Houston

Average RPI Win:		183	WON-LOST RECORD		WINNING PCT. RANK		LAST 10 GAMES		STRENGTH OF SCHEDULE		OPP. STRENGTH OF SCHEDULE		TEAM RPI		ADJ RPI		CONF. RPI		ADJ CONF. RPI				
DIV. I ONLY			12- 20		.375 213		3- 7		58		78		146		.50405 134		6		6				
DIV. I NON-CONF.			8- 10		.44444 200		1- 1		62		131		122		.52182 125		6		5				
TOTALS		RPI 1-25		RPI 26-50				W-L RECORDS		RPI 51-100				RPI 101-150				RPI 150+					
12- 20		0- 6		1- 2				OVERALL		1- 8				1- 2				9- 2					
5- 8		0- 2		0- 1				HOME		0- 3				1- 1				4- 1					
3- 9		0- 3		0- 1				AWAY		1- 5				0- 0				2- 0					
4- 3		0- 1		1- 0				NEUTRAL		0- 0				0- 1				3- 1					
8- 10		0- 2		1- 0				NON-CONFERENCE		1- 4				1- 2				5- 2					
3- 3		0- 0		0- 0				HOME		0- 1				1- 1				2- 1					
1- 4		0- 1		0- 0				AWAY		1- 3				0- 0				0- 0					
4- 3		0- 1		1- 0				NEUTRAL		0- 0				0- 1				3- 1					
4- 10		0- 4		0- 2				CONFERENCE		0- 4				0- 0				4- 0					
2- 5		0- 2		0- 1				HOME		0- 2				0- 0				2- 0					
2- 5		0- 2		0- 1				AWAY		0- 2				0- 0				2- 0					
0- 0		0- 0		0- 0				NEUTRAL		0- 0				0- 0				0- 0					
RPI	S	Opponent		Score		RPI	S	Opponent		Score		RPI	S	Opponent		Score		RPI	S	Opponent		Score	
4	A	Stanford		0	3	29	A	Santa Clara		1	3	56	A	Loyola Marymount		1	3	107	H	San Jose St.		2	3
9	N	Penn St.		0	3	29	H	Santa Clara		2	3	56	H	Loyola Marymount		1	3	116	N	UNLV		0	3
12	A	St. Mary's (Cal.)		0	3	35	N	Nevada		3	1	60	A	Pepperdine		1	3	129	H	Hofstra		3	0
12	H	St. Mary's (Cal.)		1	3							60	H	Pepperdine		0	3	162	N	Oral Roberts		0	3
13	A	San Diego		1	3							64	A	Pacific		1	3	173	H	UC Riverside		2	3
13	H	San Diego		1	3							74	A	TCU		3	0	174	H	Central Conn. St.		3	0
												75	H	Eastern Wash.		1	3	186	A	Portland		3	0
												82	A	Sacramento St.		0	3	186	H	Portland		3	0
												93	A	Fresno St.		2	3	203	N	San Diego St.		3	1
																		208	N	Grambling		3	0
																		230	A	Gonzaga		3	1
																		230	H	Gonzaga		3	1
																		246	H	UC Davis		3	0
																		300	N	Prairie View		3	0
LAST 10 GAMES																							
64	A	Pacific		1	3	186	H	Portland		3	0												
35	N	Nevada		3	1	230	H	Gonzaga		3	1												
12	H	St. Mary's (Cal.)		1	3	60	A	Pepperdine		1	3												
29	A	Santa Clara		1	3	56	A	Loyola Marymount		1	3												
13	A	San Diego		1	3	12	A	St. Mary's (Cal.)		0	3												

Non-Div. I Games:

San Francisco

Average RPI Win: 181		WON-LOST	WINNING	LAST 10	STRENGTH OF		OPP. STRENGTH	TEAM	ADJ	CONF.	ADJ CONF.		
Average RPI Loss: 58		RECORD	PCT. RANK	GAMES	SCHEDULE		OF SCHEDULE	RPI	RPI	RPI	RPI		
DIV. I ONLY		9- 18	.33333	227	3- 7		47	69	150	.50381	135	9	9
DIV. I NON-CONF.		4- 5	.44444	200	0- 1		41	40	95	.55217	92	7	7
<hr/>													
TOTALS		RPI 1-25	RPI 26-50		W-L RECORDS		RPI 51-100		RPI 101-150		RPI 150+		
9- 18		0- 5	0- 4		OVERALL		2- 7		1- 1		6- 1		
6- 6		0- 2	0- 1		HOME		2- 3		1- 0		3- 0		
3- 10		0- 1	0- 3		AWAY		0- 4		0- 1		3- 1		
0- 2		0- 2	0- 0		NEUTRAL		0- 0		0- 0		0- 0		
4- 5		0- 3	0- 2		NON-CONFERENCE		1- 0		0- 0		3- 0		
2- 1		0- 1	0- 0		HOME		1- 0		0- 0		1- 0		
2- 2		0- 0	0- 2		AWAY		0- 0		0- 0		2- 0		
0- 2		0- 2	0- 0		NEUTRAL		0- 0		0- 0		0- 0		
5- 13		0- 2	0- 2		CONFERENCE		1- 7		1- 1		3- 1		
4- 5		0- 1	0- 1		HOME		1- 3		1- 0		2- 0		
1- 8		0- 1	0- 1		AWAY		0- 4		0- 1		1- 1		
0- 0		0- 0	0- 0		NEUTRAL		0- 0		0- 0		0- 0		
RPI S	Opponent	Score	RPI S	Opponent	Score	RPI S	Opponent	Score	RPI S	Opponent	Score		
3 H	Hawaii	2 3	28 A	Long Beach St.	0 3	58 A	UC Irvine	1 3	142 A	Cal St. Fullerton	2 3		
4 N	Stanford	1 3	28 H	Long Beach St.	0 3	58 H	UC Irvine	1 3	142 H	Cal St. Fullerton	3 1		
12 N	St. Mary's (Cal.)	0 3	31 A	Utah	0 3	64 A	Pacific	0 3	173 A	UC Riverside	3 2		
20 A	UC Santa Barb.	0 3	35 A	Nevada	0 3	64 H	Pacific	2 3	173 H	UC Riverside	3 1		
20 H	UC Santa Barb.	0 3				83 A	Cal St. Northridge	1 3	211 A	Idaho St.	3 1		
						83 H	Cal St. Northridge	1 3	223 A	Cal Poly	1 3		
						87 H	Brigham Young	3 2	223 H	Cal Poly	3 1		
						92 A	Idaho	1 3	246 A	UC Davis	3 1		
						92 H	Idaho	3 1	280 H	Weber St.	3 2		
<hr/>													
LAST 10 GAMES													
3 H	Hawaii	2 3	20 A	UC Santa Barb.	0 3								
83 A	Cal St. Northridge	1 3	223 A	Cal Poly	1 3								
64 A	Pacific	0 3	28 H	Long Beach St.	0 3								
142 H	Cal St. Fullerton	3 1	58 H	UC Irvine	1 3								
173 H	UC Riverside	3 1	92 H	Idaho	3 1								

Non-Div. I Games:

Utah St.

Average RPI Win:		165	WON-LOST RECORD		WINNING PCT. RANK		LAST 10 GAMES		STRENGTH OF SCHEDULE		OPP. STRENGTH OF SCHEDULE		TEAM RPI		ADJ RPI		CONF. RPI		ADJ CONF. RPI				
DIV. I ONLY			14- 16		.46667 166		4- 6		131		60		140		.50372 136		4		4				
DIV. I NON-CONF.			9- 5		.64286 107		2- 0		191		128		135		.51693 137		4		4				
TOTALS		RPI 1-25		RPI 26-50				W-L RECORDS		RPI 51-100				RPI 101-150				RPI 150+					
14- 16		0- 4		1- 4				OVERALL		4- 3				0- 5				9- 0					
6- 7		0- 2		1- 2				HOME		1- 1				0- 2				4- 0					
5- 6		0- 2		0- 2				AWAY		2- 0				0- 2				3- 0					
3- 3		0- 0		0- 0				NEUTRAL		1- 2				0- 1				2- 0					
9- 5		0- 1		0- 0				NON-CONFERENCE		2- 2				0- 2				7- 0					
4- 1		0- 0		0- 0				HOME		1- 0				0- 1				3- 0					
2- 1		0- 1		0- 0				AWAY		0- 0				0- 0				2- 0					
3- 3		0- 0		0- 0				NEUTRAL		1- 2				0- 1				2- 0					
5- 11		0- 3		1- 4				CONFERENCE		2- 1				0- 3				2- 0					
2- 6		0- 2		1- 2				HOME		0- 1				0- 1				1- 0					
3- 5		0- 1		0- 2				AWAY		2- 0				0- 2				1- 0					
0- 0		0- 0		0- 0				NEUTRAL		0- 0				0- 0				0- 0					
RPI	S	Opponent		Score		RPI	S	Opponent		Score		RPI	S	Opponent		Score		RPI	S	Opponent		Score	
8	A	Tennessee		0	3	36	H	Georgia		3	2	62	A	LSU		3	2	101	H	Memphis		1	3
8	H	Tennessee		0	3	42	A	Arkansas		1	3	65	H	Eastern Ky.		3	0	103	A	Kentucky		1	3
10	H	Florida		0	3	42	H	Arkansas		2	3	77	A	South Carolina		3	0	114	N	Tulsa		0	3
24	A	Missouri		0	3	44	A	Alabama		0	3	77	H	South Carolina		0	3	149	A	Auburn		2	3
						44	H	Alabama		0	3	92	N	Idaho		2	3	149	H	Auburn		0	3
												94	N	Arkansas St.		3	1	171	A	Mississippi		3	2
												95	N	Creighton		0	3	171	H	Mississippi		3	0
																		178	H	Louisiana Tech		3	2
																		200	A	Southern Miss.		3	0
																		207	N	Northwestern St.		3	0
																		243	N	Air Force		3	1
																		257	H	Troy		3	1
																		262	A	La.-Lafayette		3	1
																		284	H	UAB		3	0
LAST 10 GAMES																							
42 H Arkansas						2	3	36 H Georgia						3	2								
171 A Mississippi						3	2	149 H Auburn						0	3								
44 A Alabama						0	3	44 H Alabama						0	3								
149 A Auburn						2	3	200 A Southern Miss.						3	0								
10 H Florida						0	3	257 H Troy						3	1								

Non-Div. I Games:

Mississippi St.

Average RPI Win:	216	WON-LOST	WINNING	LAST 10	STRENGTH OF	OPP. STRENGTH	TEAM	ADJ	CONF.	ADJ CONF.	
Average RPI Loss:	101	RECORD	PCT. RANK	GAMES	SCHEDULE	OF SCHEDULE	RPI	RPI	RPI	RPI	
DIV. I ONLY	17- 10	.62963	99	5- 5	236	170	142	.50366	137	15	14
DIV. I NON-CONF.	10- 3	.76923	44	0- 1	280	190	145	.50847	142	14	14
<hr/>											
TOTALS	RPI 1-25	RPI 26-50		W-L RECORDS	RPI 51-100		RPI 101-150		RPI 150+		
17- 10	0- 0	0- 1		OVERALL	1- 4		1- 3		15- 2		
11- 2	0- 0	0- 0		HOME	1- 1		1- 1		9- 0		
2- 8	0- 0	0- 1		AWAY	0- 3		0- 2		2- 2		
4- 0	0- 0	0- 0		NEUTRAL	0- 0		0- 0		4- 0		
<hr/>											
10- 3	0- 0	0- 1		NON-CONFERENCE	0- 1		0- 0		10- 1		
6- 0	0- 0	0- 0		HOME	0- 0		0- 0		6- 0		
0- 3	0- 0	0- 1		AWAY	0- 1		0- 0		0- 1		
4- 0	0- 0	0- 0		NEUTRAL	0- 0		0- 0		4- 0		
<hr/>											
7- 7	0- 0	0- 0		CONFERENCE	1- 3		1- 3		5- 1		
5- 2	0- 0	0- 0		HOME	1- 1		1- 1		3- 0		
2- 5	0- 0	0- 0		AWAY	0- 2		0- 2		2- 1		
0- 0	0- 0	0- 0		NEUTRAL	0- 0		0- 0		0- 0		
<hr/>											
RPI	S	Opponent	Score	RPI	S	Opponent	Score	RPI	S	Opponent	Score
				34	A	Texas St.	0 3	59	A	Towson	0 3
								59	H	Towson	0 3
								85	A	Delaware	0 3
								85	H	Delaware	3 1
								99	A	Virginia Tech	1 3
								112	A	George Mason	1 3
								112	H	George Mason	3 1
								129	A	Hofstra	1 3
								129	H	Hofstra	1 3
								151	A	Charlotte	1 3
								157	A	William & Mary	2 3
								157	H	William & Mary	3 0
								171	N	Mississippi	3 2
								184	H	Liberty	3 1
								202	N	Bucknell	3 0
								203	N	San Diego St.	3 2
								214	H	UMBC	3 0
								222	N	Charleston So.	3 0
								225	H	Buffalo	3 2
								238	A	Va. Commonwealth	3 2
								238	H	Va. Commonwealth	3 0
								272	A	UNC Wilmington	3 1
								272	H	UNC Wilmington	3 1
								278	H	Campbell	3 0
								288	H	N.C. A&T	3 0
								314	H	Norfolk St.	3 0
				LAST 10 GAMES							
				272	H	UNC Wilmington	3 1	112	H	George Mason	3 1
				157	H	William & Mary	3 0	238	A	Va. Commonwealth	3 2
				129	A	Hofstra	1 3	157	A	William & Mary	2 3
				85	A	Delaware	0 3	272	A	UNC Wilmington	3 1
				59	H	Towson	0 3	99	A	Virginia Tech	1 3

Non-Div. I Games:

James Madison

T
u
l
a
n
e

Tulane					Through Games Of 2004 final RPI										
Average RPI Win:		214	WON-LOST RECORD		WINNING PCT. RANK	LAST 10 GAMES		STRENGTH OF SCHEDULE	OPP. STRENGTH OF SCHEDULE	TEAM RPI	ADJ RPI	CONF. RPI	ADJ CONF. RPI		
Average RPI Loss:		83													
DIV. I ONLY			17- 12		.58621 114	4- 6		193	151	137	.50305 138	13	13		
DIV. I NON-CONF.			10- 4		.71429 66	1- 2		232	229	140	.5093 140	13	13		
TOTALS		RPI 1-25		RPI 26-50		W-L RECORDS		RPI 51-100		RPI 101-150		RPI 150+			
17- 12	0- 1			0- 3	OVERALL		0- 4		2- 1		15- 3				
10- 3	0- 1			0- 0	HOME		0- 1		1- 1		9- 0				
5- 6	0- 0			0- 1	AWAY		0- 2		1- 0		4- 3				
2- 3	0- 0			0- 2	NEUTRAL		0- 1		0- 0		2- 0				
10- 4	0- 0			0- 1	NON-CONFERENCE		0- 2		1- 0		9- 1				
6- 0	0- 0			0- 0	HOME		0- 0		1- 0		5- 0				
3- 2	0- 0			0- 0	AWAY		0- 1		0- 0		3- 1				
1- 2	0- 0			0- 1	NEUTRAL		0- 1		0- 0		1- 0				
7- 8	0- 1			0- 2	CONFERENCE		0- 2		1- 1		6- 2				
4- 3	0- 1			0- 0	HOME		0- 1		0- 1		4- 0				
2- 4	0- 0			0- 1	AWAY		0- 1		1- 0		1- 2				
1- 1	0- 0			0- 1	NEUTRAL		0- 0		0- 0		1- 0				
RPI S	Opponent	Score		RPI S	Opponent	Score		RPI S	Opponent	Score		RPI S	Opponent	Score	
18 H	Louisville	0 3		41 A	Marquette	0 3		62 A	LSU	2 3		101 H	Memphis	0 3	
				41 N	Marquette	0 3		64 N	Pacific	0 3		108 H	Georgetown	3 0	
				44 N	Alabama	1 3		68 H	Cincinnati	1 3		132 A	Houston	3 2	
								74 A	TCU	1 3		151 A	Charlotte	0 3	
												151 N	Charlotte	3 1	
												152 H	St. Louis	3 2	
												153 A	Arizona St.	1 3	
												165 A	New Orleans	3 2	
												168 H	Nicholls St.	3 0	
												175 A	DePaul	2 3	
												192 H	South Fla.	3 0	
												200 H	Southern Miss.	3 0	
												212 H	Southern Ill.	3 0	
												215 A	East Caro.	3 0	
												231 N	Fordham	3 1	
												252 H	Jackson St.	3 0	
												262 A	La.-Lafayette	3 0	
												284 H	UAB	3 0	
												300 H	Prairie View	3 0	
												304 A	Southern U.	3 0	
												304 H	Southern U.	3 0	
				LAST 10 GAMES											
44 N	Alabama	1 3		284 H	UAB	3 0		252 H	Jackson St.	3 0		175 A	DePaul	2 3	
62 A	LSU	2 3		41 N	Marquette	0 3		41 A	Marquette	0 3		68 H	Cincinnati	1 3	
151 N	Charlotte	3 1													
192 H	South Fla.	3 0													

T
u
l
a
n
e

Non-Div. I Games:

Tulane

Average RPI Win:	195	WON-LOST RECORD	WINNING PCT. RANK	LAST 10 GAMES	STRENGTH OF SCHEDULE	OPP. STRENGTH OF SCHEDULE	TEAM RPI	ADJ RPI	CONF. RPI	ADJ CONF. RPI					
Average RPI Loss:	70														
DIV. I ONLY		9- 18	.33333	227	5- 5	44	98	155	.50252	139	8	8			
DIV. I NON-CONF.		6- 9	.4	210	2- 1	69	121	146	.51104	139	9	9			
<hr/>															
TOTALS	RPI 1-25	RPI 26-50		W-L RECORDS		RPI 51-100		RPI 101-150		RPI 150+					
9- 18	0- 3	0- 2		OVERALL		0- 9		3- 4		6- 0					
6- 3	0- 1	0- 0		HOME		0- 2		1- 0		5- 0					
3- 10	0- 0	0- 1		AWAY		0- 5		2- 4		1- 0					
0- 5	0- 2	0- 1		NEUTRAL		0- 2		0- 0		0- 0					
<hr/>															
6- 9	0- 2	0- 1		NON-CONFERENCE		0- 3		1- 3		5- 0					
5- 0	0- 0	0- 0		HOME		0- 0		1- 0		4- 0					
1- 5	0- 0	0- 0		AWAY		0- 2		0- 3		1- 0					
0- 4	0- 2	0- 1		NEUTRAL		0- 1		0- 0		0- 0					
<hr/>															
3- 9	0- 1	0- 1		CONFERENCE		0- 6		2- 1		1- 0					
1- 3	0- 1	0- 0		HOME		0- 2		0- 0		1- 0					
2- 5	0- 0	0- 1		AWAY		0- 3		2- 1		0- 0					
0- 1	0- 0	0- 0		NEUTRAL		0- 1		0- 0		0- 0					
<hr/>															
RPI S	Opponent	Score		RPI S	Opponent	Score		RPI S	Opponent	Score		RPI S	Opponent	Score	
4 N	Stanford	0	3	38 N	Duke	0	3	56 A	Loyola Marymount	0	3	104 A	Northwestern	0	3
8 N	Tennessee	1	3	39 A	Pittsburgh	0	3	71 N	Western Ky.	1	3	108 A	Georgetown	0	3
16 H	Notre Dame	0	3					73 A	Rutgers	2	3	119 A	Penn	2	3
								73 H	Rutgers	1	3	120 A	Long Island	0	3
								85 A	Delaware	1	3	123 A	St. John's (N.Y.)	3	2
								86 H	Syracuse	0	3	126 A	West Virginia	3	2
								88 A	Connecticut	1	3	133 H	Temple	3	2
								88 A	Boston College	2	3	164 H	Fairfield	3	2
								88 N	Connecticut	1	3	194 H	Binghamton	3	0
												195 H	Seton Hall	3	1
												238 H	Va. Commonwealth	3	0
												275 A	Delaware St.	3	0
												311 H	Wagner	3	0
<hr/>															
				LAST 10 GAMES											
				73 H	Rutgers	1	3	86 H	Syracuse	0	3				
				195 H	Seton Hall	3	1	311 H	Wagner	3	0				
				123 A	St. John's (N.Y.)	3	2	39 A	Pittsburgh	0	3				
				119 A	Penn	2	3	126 A	West Virginia	3	2				
				16 H	Notre Dame	0	3	133 H	Temple	3	2				

Non-Div. I Games:

Villanova

Average RPI Win:	199	WON-LOST	WINNING	LAST 10	STRENGTH OF	OPP. STRENGTH	TEAM	ADJ	CONF.	ADJ CONF.	
Average RPI Loss:	109	RECORD	PCT. RANK	GAMES	SCHEDULE	OF SCHEDULE	RPI	RPI	RPI	RPI	
DIV. I ONLY	17- 14	.54839	132	6- 4	136	158	130	.50237	140	16	16
DIV. I NON-CONF.	8- 8	.5	168	2- 1	131	136	151	.49824	153	18	18
<hr/>											
TOTALS	RPI 1-25	RPI 26-50		W-L RECORDS	RPI 51-100		RPI 101-150		RPI 150+		
17- 14	0- 1	0- 0		OVERALL	1- 6		4- 3		12- 4		
9- 2	0- 0	0- 0		HOME	1- 1		1- 0		7- 1		
7- 7	0- 0	0- 0		AWAY	0- 4		3- 1		4- 2		
1- 5	0- 1	0- 0		NEUTRAL	0- 1		0- 2		1- 1		
<hr/>											
8- 8	0- 1	0- 0		NON-CONFERENCE	0- 2		2- 3		6- 2		
3- 1	0- 0	0- 0		HOME	0- 0		0- 0		3- 1		
4- 2	0- 0	0- 0		AWAY	0- 1		2- 1		2- 0		
1- 5	0- 1	0- 0		NEUTRAL	0- 1		0- 2		1- 1		
<hr/>											
9- 6	0- 0	0- 0		CONFERENCE	1- 4		2- 0		6- 2		
6- 1	0- 0	0- 0		HOME	1- 1		1- 0		4- 0		
3- 5	0- 0	0- 0		AWAY	0- 3		1- 0		2- 2		
0- 0	0- 0	0- 0		NEUTRAL	0- 0		0- 0		0- 0		
<hr/>											
RPI S	Opponent	Score		RPI S	Opponent	Score		RPI S	Opponent	Score	
11 N	Georgia Tech	0	3			66 A	Southwest Mo. St. 0 3	101 A	Memphis	0	3
						71 A	Western Ky. 1 3	102 N	IPFW	0	3
						71 H	Western Ky. 0 3	103 N	Kentucky	1	3
						81 A	New Mexico St. 1 3	113 A	Ark.-Little Rock	3	2
						93 N	Fresno St. 0 3	113 H	Ark.-Little Rock	3	0
						94 A	Arkansas St. 1 3	144 A	Fla. Atlantic	3	1
						94 H	Arkansas St. 3 2	147 A	Miami (Ohio)	3	2
								165 A	New Orleans	2	3
								165 H	New Orleans	3	1
								169 H	Toledo	2	3
								172 N	Austin Peay	3	1
								185 A	Tennessee Tech	3	0
								187 H	Georgia St.	3	0
								193 A	Denver	1	3
								206 N	Western Ill.	0	3
								228 H	North Texas	3	1
								245 A	Florida Int'l	3	1
								245 H	Florida Int'l	3	0
								257 H	Troy	3	0
								262 A	La.-Lafayette	3	2
								268 A	Chattanooga	3	1
								268 H	Chattanooga	3	1
								292 H	South Ala.	3	1
<hr/>											
LAST 10 GAMES											
165 A	New Orleans	2	3	113 A	Ark.-Little Rock	3	2	268 A	Chattanooga	3	1
262 A	La.-Lafayette	3	2	245 H	Florida Int'l	3	0	101 A	Memphis	0	3
71 A	Western Ky.	1	3	292 H	South Ala.	3	1				
187 H	Georgia St.	3	0								
94 A	Arkansas St.	1	3								

Non-Div. I Games:

Middle Tenn.

Average RPI Win:		175	WON-LOST RECORD		WINNING PCT. RANK		LAST 10 GAMES		STRENGTH OF SCHEDULE		OPP. STRENGTH OF SCHEDULE		TEAM RPI		ADJ RPI		CONF. RPI		ADJ CONF. RPI	
DIV. I ONLY			14- 19		.42424 188		6- 4		66		118		136		.50201 141		11		11	
DIV. I NON-CONF.			5- 10		.33333 227		0- 1		70		119		165		.48643 168		12		12	
TOTALS		RPI 1-25		RPI 26-50		W-L RECORDS		RPI 51-100		RPI 101-150		RPI 150+								
14- 19		0- 2		1- 3		OVERALL		1- 7		2- 4		10- 3								
9- 7		0- 2		1- 0		HOME		0- 2		2- 2		6- 1								
4- 8		0- 0		0- 2		AWAY		1- 3		0- 2		3- 1								
1- 4		0- 0		0- 1		NEUTRAL		0- 2		0- 0		1- 1								
5- 10		0- 1		0- 1		NON-CONFERENCE		1- 5		0- 1		4- 2								
3- 4		0- 1		0- 0		HOME		0- 1		0- 1		3- 1								
1- 3		0- 0		0- 1		AWAY		1- 2		0- 0		0- 0								
1- 3		0- 0		0- 0		NEUTRAL		0- 2		0- 0		1- 1								
9- 9		0- 1		1- 2		CONFERENCE		0- 2		2- 3		6- 1								
6- 3		0- 1		1- 0		HOME		0- 1		2- 1		3- 0								
3- 5		0- 0		0- 1		AWAY		0- 1		0- 2		3- 1								
0- 1		0- 0		0- 1		NEUTRAL		0- 0		0- 0		0- 0								
RPI	S	Opponent		Score		RPI	S	Opponent		Score		RPI	S	Opponent		Score				
6	H	Washington		0	3	38	A	Duke		0	3	51	A	Western Mich.		0	3			
19	H	Ohio		0	3	46	A	Ball St.		0	3	59	N	Towson		2	3			
						46	H	Ball St.		3	0	67	A	Northern Iowa		0	3			
						46	N	Ball St.		2	3	70	A	Illinois St.		1	3			
												72	H	Marshall		2	3			
												77	N	South Carolina		1	3			
												78	H	Wis.-Milwaukee		1	3			
												97	A	Loyola (Ill.)		3	0			
														106 H Butler		2	3			
														125 A Bowling Green		1	3			
														125 H Bowling Green		1	3			
														147 H Miami (Ohio)		3	0			
														148 A Eastern Mich.		1	3			
														148 H Eastern Mich.		3	1			
														155 A Kent St.		3	2			
														162 H Oral Roberts		2	3			
														169 A Toledo		3	1			
														169 H Toledo		3	0			
														169 H Toledo		3	1			
														192 N South Fla.		3	1			
														196 A Akron		1	3			
														206 H Western Ill.		3	0			
														218 N Bradley		1	3			
														225 A Buffalo		3	0			
														237 H Central Mich.		3	0			
														242 H Ill.-Chicago		3	0			
														250 H Chicago St.		3	0			
LAST 10 GAMES																				
						46	N	Ball St.		2	3	237	H	Central Mich.		3	0			
						169	H	Toledo		3	0	19	H	Ohio		0	3			
						147	H	Miami (Ohio)		3	0	169	A	Toledo		3	1			
						169	H	Toledo		3	1	70	A	Illinois St.		1	3			
						46	H	Ball St.		3	0	46	A	Ball St.		0	3			

Non-Div. I Games:

Northern Ill.

Average RPI Win:		151	WON-LOST RECORD		WINNING PCT. RANK		LAST 10 GAMES		STRENGTH OF SCHEDULE		OPP. STRENGTH OF SCHEDULE		TEAM RPI		ADJ RPI		CONF. RPI		ADJ CONF. RPI					
DIV. I ONLY			14- 14		.5		153		4- 6		143		87		134		.5018		142		9		9	
DIV. I NON-CONF.			8- 2		.8		29		1- 0		219		126		90		.54841		96		7		7	
TOTALS		RPI 1-25		RPI 26-50		W-L RECORDS		RPI 51-100		RPI 101-150		RPI 150+												
14- 14		0- 2		1- 2		OVERALL		4- 6		2- 1		7- 3												
12- 4		0- 1		1- 1		HOME		3- 1		2- 0		6- 1												
2- 9		0- 1		0- 1		AWAY		1- 5		0- 1		1- 1												
0- 1		0- 0		0- 0		NEUTRAL		0- 0		0- 0		0- 1												
8- 2		0- 0		1- 0		NON-CONFERENCE		1- 1		1- 0		5- 1												
7- 0		0- 0		1- 0		HOME		0- 0		1- 0		5- 0												
1- 1		0- 0		0- 0		AWAY		1- 1		0- 0		0- 0												
0- 1		0- 0		0- 0		NEUTRAL		0- 0		0- 0		0- 1												
6- 12		0- 2		0- 2		CONFERENCE		3- 5		1- 1		2- 2												
5- 4		0- 1		0- 1		HOME		3- 1		1- 0		1- 1												
1- 8		0- 1		0- 1		AWAY		0- 4		0- 1		1- 1												
0- 0		0- 0		0- 0		NEUTRAL		0- 0		0- 0		0- 0												
RPI	S	Opponent		Score		RPI	S	Opponent		Score		RPI	S	Opponent		Score								
20	A	UC Santa Barb.		0 3		28	A	Long Beach St.		1 3		56	A	Loyola Marymount		0 3								
20	H	UC Santa Barb.		0 3		28	H	Long Beach St.		0 3		58	A	UC Irvine		0 3								
						34	H	Texas St.		3 2		58	H	UC Irvine		3 2								
												64	A	Pacific		1 3								
												64	H	Pacific		3 2								
												83	A	Cal St. Northridge		0 3								
												83	H	Cal St. Northridge		3 2								
												85	A	Delaware		3 1								
												92	A	Idaho		0 3								
												92	H	Idaho		2 3								

Non-Div. I Games:

Cal St. Fullerton

Average RPI Win:		271	WON-LOST RECORD		WINNING PCT. RANK		LAST 10 GAMES		STRENGTH OF SCHEDULE		OPP. STRENGTH OF SCHEDULE		TEAM RPI		ADJ RPI		CONF. RPI		ADJ CONF. RPI	
DIV. I ONLY			20- 6		.76923 38		8- 1		271		290		139		.50142 143		33		33	
DIV. I NON-CONF.			5- 5		.5 168		0- 1		237		186		206		.45584 200		33		33	
TOTALS		RPI 1-25		RPI 26-50		W-L RECORDS		RPI 51-100		RPI 101-150		RPI 150+								
20- 6		0- 1		0- 1		OVERALL		0- 1		0- 1		20- 2								
5- 0		0- 0		0- 0		HOME		0- 0		0- 0		5- 0								
5- 2		0- 0		0- 1		AWAY		0- 0		0- 1		5- 0								
10- 4		0- 1		0- 0		NEUTRAL		0- 1		0- 0		10- 2								
5- 5		0- 1		0- 1		NON-CONFERENCE		0- 1		0- 1		5- 1								
1- 0		0- 0		0- 0		HOME		0- 0		0- 0		1- 0								
1- 2		0- 0		0- 1		AWAY		0- 0		0- 1		1- 0								
3- 3		0- 1		0- 0		NEUTRAL		0- 1		0- 0		3- 1								
15- 1		0- 0		0- 0		CONFERENCE		0- 0		0- 0		15- 1								
4- 0		0- 0		0- 0		HOME		0- 0		0- 0		4- 0								
4- 0		0- 0		0- 0		AWAY		0- 0		0- 0		4- 0								
7- 1		0- 0		0- 0		NEUTRAL		0- 0		0- 0		7- 1								
RPI	S	Opponent		Score		RPI	S	Opponent		Score		RPI	S	Opponent		Score				
20	N	UC Santa Barb.		0 3		44	A	Alabama		0 3		57	N	Stephen F. Austin		0 3				
												101	A	Memphis		0 3				
												208	N	Grambling		3 0				
												208	N	Grambling		3 1				
												208	N	Grambling		2 3				
												221	A	Mississippi Val.		3 1				
												221	H	Mississippi Val.		3 0				
												242	N	Ill.-Chicago		3 2				
												252	A	Jackson St.		3 1				
												252	H	Jackson St.		3 1				
												252	N	Jackson St.		3 0				
												258	N	Murray St.		1 3				
												275	N	Delaware St.		3 1				
												284	A	UAB		3 0				
												291	H	Tennessee St.		3 0				
												291	N	Tennessee St.		3 0				
												298	A	Alcorn St.		3 0				
												298	H	Alcorn St.		3 0				
												300	N	Prairie View		3 0				
												300	N	Prairie View		3 0				
												302	N	Texas Southern		3 0				
304	N	Southern U.		3 0																
307	A	Alabama St.		3 0																
307	H	Alabama St.		3 0																
LAST 10 GAMES																				
20	N	UC Santa Barb.		0 3		307	H	Alabama St.		3 0		307	H	Alabama St.		3 0				
208	N	Grambling		3 1		221	A	Mississippi Val.		3 1										
208	N	Grambling		3 0		252	A	Jackson St.		3 1										
300	N	Prairie View		3 0		300	N	Prairie View		3 0										
304	N	Southern U.		3 0		302	N	Texas Southern		3 0										

Non-Div. I Games: Albany St. (GA) 3 1 Albany St. (GA) 3 0

Alabama A&M

Average RPI Win: 246		WON-LOST	WINNING	LAST 10	STRENGTH OF		OPP. STRENGTH	TEAM	ADJ	CONF.	ADJ CONF.
Average RPI Loss: 132		RECORD	PCT. RANK	GAMES	SCHEDULE		OF SCHEDULE	RPI	RPI	RPI	RPI
DIV. I ONLY		21- 7	.75	43	276		245	135	.501	144	28
DIV. I NON-CONF.		11- 5	.6875	82	263		205	162	.49084	160	27
TOTALS		RPI 1-25	RPI 26-50		W-L RECORDS		RPI 51-100		RPI 101-150		RPI 150+
21- 7	0- 0	0- 0		OVERALL		0- 2		0- 2		21- 3	
6- 3	0- 0	0- 0		HOME		0- 1		0- 1		6- 1	
10- 1	0- 0	0- 0		AWAY		0- 1		0- 0		10- 0	
5- 3	0- 0	0- 0		NEUTRAL		0- 0		0- 1		5- 2	
11- 5	0- 0	0- 0		NON-CONFERENCE		0- 2		0- 2		11- 1	
2- 2	0- 0	0- 0		HOME		0- 1		0- 1		2- 0	
4- 1	0- 0	0- 0		AWAY		0- 1		0- 0		4- 0	
5- 2	0- 0	0- 0		NEUTRAL		0- 0		0- 1		5- 1	
10- 2	0- 0	0- 0		CONFERENCE		0- 0		0- 0		10- 2	
4- 1	0- 0	0- 0		HOME		0- 0		0- 0		4- 1	
6- 0	0- 0	0- 0		AWAY		0- 0		0- 0		6- 0	
0- 1	0- 0	0- 0		NEUTRAL		0- 0		0- 0		0- 1	
RPI S	Opponent	Score	RPI S	Opponent	Score	RPI S	Opponent	Score	RPI S	Opponent	Score
						61 A	Miami (Fla.)	0 3	101 N	Memphis	1 3
						94 H	Arkansas St.	2 3	140 H	Middle Tenn.	1 3
									160 H	Belmont	3 2
									175 N	DePaul	0 3
									177 H	Jacksonville	2 3
									177 N	Jacksonville	2 3
									187 A	Georgia St.	3 2
									192 H	South Fla.	3 1
									201 A	UCF	3 1
									217 N	UNC Asheville	3 2
									232 A	Bethune-Cookman	3 0
									232 N	Bethune-Cookman	3 0
									238 N	Va. Commonwealth	3 2
									245 A	Florida Int'l	3 1
									245 H	Florida Int'l	3 2
									248 A	Davidson	3 0
									253 A	Mercer	3 0
									257 H	Troy	3 1
									264 N	Morgan St.	3 0
									265 A	Stetson	3 0
									265 H	Stetson	3 1
									278 A	Campbell	3 2
									281 H	Lipscomb	3 0
									299 N	Lehigh	3 0
									305 A	UNC Greensboro	3 0
									309 A	Gardner-Webb	3 0
			LAST 10 GAMES								
			177 N	Jacksonville	2 3	232 A	Bethune-Cookman	3 0			
			94 H	Arkansas St.	2 3	201 A	UCF	3 1			
			245 A	Florida Int'l	3 1	187 A	Georgia St.	3 2			
			177 H	Jacksonville	2 3	253 A	Mercer	3 0			
			265 H	Stetson	3 1	160 H	Belmont	3 2			

Non-Div. I Games:

Fla. Atlantic

Average RPI Win: 222		WON-LOST	WINNING	LAST 10	STRENGTH OF		OPP. STRENGTH	TEAM	ADJ	CONF.	ADJ CONF.
Average RPI Loss: 137		RECORD	PCT. RANK	GAMES	SCHEDULE		OF SCHEDULE	RPI	RPI	RPI	RPI
DIV. I ONLY		18- 8	.69231	64	6- 4		255	241	138	.50005	145
DIV. I NON-CONF.		8- 3	.72727	57	0- 0		283	273	173	.48207	173
TOTALS		RPI 1-25	RPI 26-50		W-L RECORDS		RPI 51-100		RPI 101-150		RPI 150+
18- 8	0- 0	0- 0		OVERALL		1- 2		4- 4		13- 2	
6- 2	0- 0	0- 0		HOME		0- 1		2- 1		4- 0	
7- 3	0- 0	0- 0		AWAY		1- 0		2- 1		4- 2	
5- 3	0- 0	0- 0		NEUTRAL		0- 1		0- 2		5- 0	
8- 3	0- 0	0- 0		NON-CONFERENCE		0- 1		0- 1		8- 1	
1- 0	0- 0	0- 0		HOME		0- 0		0- 0		1- 0	
2- 1	0- 0	0- 0		AWAY		0- 0		0- 0		2- 1	
5- 2	0- 0	0- 0		NEUTRAL		0- 1		0- 1		5- 0	
10- 5	0- 0	0- 0		CONFERENCE		1- 1		4- 3		5- 1	
5- 2	0- 0	0- 0		HOME		0- 1		2- 1		3- 0	
5- 2	0- 0	0- 0		AWAY		1- 0		2- 1		2- 1	
0- 1	0- 0	0- 0		NEUTRAL		0- 0		0- 1		0- 0	
RPI S	Opponent	Score	RPI S	Opponent	Score	RPI S	Opponent	Score	RPI S	Opponent	Score
						84 A Yale		3 2	110 A Cornell		1 3
						84 H Yale		2 3	110 H Cornell		1 3
						85 N Delaware		2 3	110 N Cornell		0 3
									119 A Penn		3 1
									119 H Penn		3 0
									123 N St. John's (N.Y.)		2 3
									130 A Harvard		3 1
									130 H Harvard		3 2
									195 N Seton Hall		3 2
									202 N Bucknell		3 1
									236 A Brown		1 3
									236 H Brown		3 1
									240 A Rider		1 3
									244 A Dartmouth		3 2
									244 H Dartmouth		3 0
									251 H Lafayette		3 1
									264 A Morgan St.		3 0
									277 A Colgate		3 1
									283 N Siena		3 0
									295 A Columbia		3 0
									295 H Columbia		3 0
									308 N St. Francis (N.Y.)		3 0
									311 N Wagner		3 1
LAST 10 GAMES											
						110 N Cornell		0 3	295 H Columbia		3 0
						119 H Penn		3 0	236 H Brown		3 1
						244 A Dartmouth		3 2	84 H Yale		2 3
						130 A Harvard		3 1	295 A Columbia		3 0
						110 H Cornell		1 3	110 A Cornell		1 3

Non-Div. I Games: Juniata 3 2

Princeton

Average RPI Win:		224	WON-LOST RECORD		WINNING PCT. RANK		LAST 10 GAMES		STRENGTH OF SCHEDULE		OPP. STRENGTH OF SCHEDULE		TEAM RPI		ADJ RPI		CONF. RPI		ADJ CONF. RPI				
DIV. I ONLY			21- 9		.7 57		7- 3		261		192		132		.49971 146		24		24				
DIV. I NON-CONF.			10- 2		.83333 19		1- 0		208		177		83		.5548 88		20		20				
TOTALS		RPI 1-25		RPI 26-50		W-L RECORDS		RPI 51-100		RPI 101-150		RPI 150+											
21- 9		0- 1		0- 1		OVERALL		1- 3		1- 0		19- 4											
9- 1		0- 0		0- 0		HOME		1- 0		0- 0		8- 1											
7- 6		0- 1		0- 0		AWAY		0- 2		1- 0		6- 3											
5- 2		0- 0		0- 1		NEUTRAL		0- 1		0- 0		5- 0											
10- 2		0- 1		0- 1		NON-CONFERENCE		0- 0		1- 0		9- 0											
2- 0		0- 0		0- 0		HOME		0- 0		0- 0		2- 0											
4- 1		0- 1		0- 0		AWAY		0- 0		1- 0		3- 0											
4- 1		0- 0		0- 1		NEUTRAL		0- 0		0- 0		4- 0											
11- 7		0- 0		0- 0		CONFERENCE		1- 3		0- 0		10- 4											
7- 1		0- 0		0- 0		HOME		1- 0		0- 0		6- 1											
3- 5		0- 0		0- 0		AWAY		0- 2		0- 0		3- 3											
1- 1		0- 0		0- 0		NEUTRAL		0- 1		0- 0		1- 0											
RPI	S	Opponent		Score		RPI	S	Opponent		Score		RPI	S	Opponent		Score		RPI	S	Opponent		Score	
18	A	Louisville		1	3	47	N	Virginia		1	3	65	A	Eastern Ky.		0	3	106	A	Butler		3	2
												65	H	Eastern Ky.		3	1	171	A	Mississippi		3	2
												100	A	Eastern Ill.		0	3	172	A	Austin Peay		2	3
												100	N	Eastern Ill.		1	3	172	H	Austin Peay		1	3
														185 A Tennessee Tech			3	185	A	Tennessee Tech		0	3
														185 H Tennessee Tech			2	185	H	Tennessee Tech		3	2
														187 A Georgia St.			2	187	A	Georgia St.		3	2
														190 A Southeast Mo. St.			2	190	A	Southeast Mo. St.		3	2
														206 N Western Ill.			1	206	N	Western Ill.		3	1
														218 N Bradley			1	218	N	Bradley		3	1
														226 A Morehead St.			3	226	A	Morehead St.		2	3
														226 H Morehead St.			2	226	H	Morehead St.		3	2
														226 N Morehead St.			1	226	N	Morehead St.		3	1
														235 H Tenn.-Martin			1	235	H	Tenn.-Martin		3	1
														242 N Ill.-Chicago			2	242	N	Ill.-Chicago		3	2
														257 A Troy			1	257	A	Troy		3	1
														257 H Troy			0	257	H	Troy		3	0
														258 H Murray St.			0	258	H	Murray St.		3	0
														260 H Loyola (Md.)			0	260	H	Loyola (Md.)		3	0
														262 N La.-Lafayette			1	262	N	La.-Lafayette		3	1
														282 A Samford			0	282	A	Samford		3	0
														282 H Samford			0	282	H	Samford		3	0
														291 A Tennessee St.			0	291	A	Tennessee St.		3	0
														291 H Tennessee St.			0	291	H	Tennessee St.		3	0
LAST 10 GAMES																							

Non-Div. I Games:

Jacksonville St.

Average RPI Win:		128	WON-LOST RECORD		WINNING PCT. RANK		LAST 10 GAMES		STRENGTH OF SCHEDULE		OPP. STRENGTH OF SCHEDULE		TEAM RPI		ADJ RPI		CONF. RPI		ADJ CONF. RPI				
Average RPI Loss:		93																					
DIV. I ONLY			9- 18		.33333	227	5- 5		36		96	141	.49958	147	11	11							
DIV. I NON-CONF.			2- 8		.2	272	0- 1		12		47	134	.52262	122	12	12							
TOTALS		RPI 1-25		RPI 26-50		W-L RECORDS		RPI 51-100		RPI 101-150		RPI 150+											
9- 18	0- 5			1- 1	OVERALL		3- 4		1- 4		4- 4												
7- 8	0- 3			1- 0	HOME		3- 1		1- 2		2- 2												
2- 9	0- 2			0- 1	AWAY		0- 2		0- 2		2- 2												
0- 1	0- 0			0- 0	NEUTRAL		0- 1		0- 0		0- 0												
2- 8	0- 3			0- 1	NON-CONFERENCE		2- 2		0- 2		0- 0												
2- 4	0- 2			0- 0	HOME		2- 0		0- 2		0- 0												
0- 3	0- 1			0- 1	AWAY		0- 1		0- 0		0- 0												
0- 1	0- 0			0- 0	NEUTRAL		0- 1		0- 0		0- 0												
7- 10	0- 2			1- 0	CONFERENCE		1- 2		1- 2		4- 4												
5- 4	0- 1			1- 0	HOME		1- 1		1- 0		2- 2												
2- 6	0- 1			0- 0	AWAY		0- 1		0- 2		2- 2												
0- 0	0- 0			0- 0	NEUTRAL		0- 0		0- 0		0- 0												
RPI	S	Opponent		Score		RPI	S	Opponent		Score		RPI	S	Opponent		Score							
11	H	Georgia Tech		0	3	40	A	Maryland		2	3	51	H	Western Mich.		1	3	102	H	IPFW		0	3
19	A	Ohio		1	3	46	H	Ball St.		3	1	63	N	American		1	3	125	H	Bowling Green		3	2
19	H	Ohio		0	3							68	A	Cincinnati		0	3	140	H	Middle Tenn.		2	3
25	A	Illinois		0	3							72	A	Marshall		2	3	141	A	Northern Ill.		0	3
25	H	Illinois		0	3							72	H	Marshall		3	2	148	A	Eastern Mich.		1	3
												74	H	TCU		3	1	155	A	Kent St.		3	2
												96	H	Dayton		3	0	155	H	Kent St.		2	3
																		155	H	Kent St.		3	1
																		169	A	Toledo		1	3
																		196	A	Akron		3	1
																		196	H	Akron		1	3
																		225	A	Buffalo		2	3
																		237	H	Central Mich.		3	0
LAST 10 GAMES																							
						40	A	Maryland		2	3	225	A	Buffalo		2	3						
						155	H	Kent St.		2	3	237	H	Central Mich.		3	0						
						141	A	Northern Ill.		0	3	19	H	Ohio		0	3						
						46	H	Ball St.		3	1	72	H	Marshall		3	2						
						196	A	Akron		3	1	155	A	Kent St.		3	2						

Non-Div. I Games:

Miami (Ohio)

Average RPI Win:		186	WON-LOST RECORD		WINNING PCT. RANK	LAST 10 GAMES		STRENGTH OF SCHEDULE		OPP. STRENGTH OF SCHEDULE	TEAM RPI	ADJ RPI	CONF. RPI	ADJ CONF. RPI			
Average RPI Loss:		93															
DIV. I ONLY			16- 13		.55172	131	4- 6		185		105	143	.49786	148	11	11	
DIV. I NON-CONF.			5- 6		.45455	197	0- 0		207		151	202	.45449	201	12	12	
TOTALS		RPI 1-25		RPI 26-50		W-L RECORDS		RPI 51-100		RPI 101-150		RPI 150+					
16- 13		0- 1		0- 3		OVERALL		1- 4		5- 2		10- 3					
9- 1		0- 0		0- 1		HOME		1- 0		3- 0		5- 0					
4- 8		0- 1		0- 2		AWAY		0- 2		1- 1		3- 2					
3- 4		0- 0		0- 0		NEUTRAL		0- 2		1- 1		2- 1					
5- 6		0- 0		0- 1		NON-CONFERENCE		0- 1		2- 1		3- 3					
1- 0		0- 0		0- 0		HOME		0- 0		1- 0		0- 0					
1- 3		0- 0		0- 1		AWAY		0- 0		0- 0		1- 2					
3- 3		0- 0		0- 0		NEUTRAL		0- 1		1- 1		2- 1					
11- 7		0- 1		0- 2		CONFERENCE		1- 3		3- 1		7- 0					
8- 1		0- 0		0- 1		HOME		1- 0		2- 0		5- 0					
3- 5		0- 1		0- 1		AWAY		0- 2		1- 1		2- 0					
0- 1		0- 0		0- 0		NEUTRAL		0- 1		0- 0		0- 0					
RPI	S	Opponent		Score		RPI	S	Opponent		Score		RPI	S	Opponent		Score	
19	A	Ohio		0 3		30	A	Michigan		0 3		51	A	Western Mich.		0 3	
						46	A	Ball St.		2 3		51	H	Western Mich.		3 1	
						46	H	Ball St.		1 3		51	N	Western Mich.		0 3	
												72	A	Marshall		1 3	
												80	N	Florida St.		0 3	

Non-Div. I Games:

Eastern Mich.

Average RPI Win: 181		WON-LOST RECORD		WINNING PCT. RANK		LAST 10 GAMES		STRENGTH OF SCHEDULE		OPP. STRENGTH OF SCHEDULE		TEAM RPI		ADJ RPI		CONF. RPI		ADJ CONF. RPI					
DIV. I ONLY		11- 16		.40741 194		4- 6		105		54		154		.49711 149		4		4					
DIV. I NON-CONF.		5- 5		.5 168		0- 2		218		150		190		.46975 186		4		4					
TOTALS		RPI 1-25		RPI 26-50		W-L RECORDS		RPI 51-100		RPI 101-150		RPI 150+											
11- 16		0- 4		0- 5		OVERALL		0- 4		4- 2		7- 1											
6- 8		0- 1		0- 2		HOME		0- 3		2- 1		4- 1											
4- 6		0- 1		0- 3		AWAY		0- 1		2- 1		2- 0											
1- 2		0- 2		0- 0		NEUTRAL		0- 0		0- 0		1- 0											
5- 5		0- 1		0- 0		NON-CONFERENCE		0- 1		0- 2		5- 1											
3- 3		0- 0		0- 0		HOME		0- 1		0- 1		3- 1											
1- 1		0- 0		0- 0		AWAY		0- 0		0- 1		1- 0											
1- 1		0- 1		0- 0		NEUTRAL		0- 0		0- 0		1- 0											
6- 11		0- 3		0- 5		CONFERENCE		0- 3		4- 0		2- 0											
3- 5		0- 1		0- 2		HOME		0- 2		2- 0		1- 0											
3- 5		0- 1		0- 3		AWAY		0- 1		2- 0		1- 0											
0- 1		0- 1		0- 0		NEUTRAL		0- 0		0- 0		0- 0											
RPI	S	Opponent		Score		RPI	S	Opponent		Score		RPI	S	Opponent		Score							
8	H	Tennessee		1 3		36	A	Georgia		0 3		62	A	LSU		0 3		103 A Kentucky 3 1					
8	N	Tennessee		1 3		42	A	Arkansas		0 3		62	H	LSU		1 3		103 H Kentucky 3 1					
10	A	Florida		0 3		42	H	Arkansas		2 3		77	H	South Carolina		0 3		111 A Oregon St. 0 3					
12	N	St. Mary's (Cal.)		0 3		44	A	Alabama		0 3		79	H	Xavier		1 3		133 H Temple 2 3					
						44	H	Alabama		0 3								136 A Mississippi St. 3 0					
																		136 H Mississippi St. 3 2					
																		162 N Oral Roberts 3 0					
																		171 A Mississippi 3 2					
																		171 H Mississippi 3 1					
																		179 H Iowa St. 2 3					
																		180 H Birmingham-So. 3 0					
																		253 A Mercer 3 2					
																		284 H UAB 3 2					
																		287 H East Tenn. St. 3 0					
						LAST 10 GAMES																	
						133	H	Temple		2 3		171	H	Mississippi		3 1							
						79	H	Xavier		1 3		136	H	Mississippi St.		3 2							
						8	N	Tennessee		1 3		42	A	Arkansas		0 3							
						103	H	Kentucky		3 1		62	A	LSU		0 3							
						44	H	Alabama		0 3		136	A	Mississippi St.		3 0							

Non-Div. I Games:

Auburn

Average RPI Win:	186	WON-LOST	WINNING	LAST 10	STRENGTH OF	OPP. STRENGTH	TEAM	ADJ	CONF.	ADJ CONF.						
Average RPI Loss:	56	RECORD	PCT. RANK	GAMES	SCHEDULE	OF SCHEDULE	RPI	RPI	RPI	RPI						
DIV. I ONLY		12- 19	.3871	203	2- 8	92	53	156	.49658	150	3	3				
DIV. I NON-CONF.		8- 3	.72727	57	1- 0	210	220	119	.52255	124	3	3				
<hr/>																
TOTALS	RPI 1-25	RPI 26-50		W-L RECORDS		RPI 51-100		RPI 101-150		RPI 150+						
12- 19	0- 10	0- 2		OVERALL		1- 2		2- 4		9- 1						
5- 7	0- 5	0- 1		HOME		1- 0		1- 1		3- 0						
3- 11	0- 5	0- 1		AWAY		0- 2		0- 2		3- 1						
4- 1	0- 0	0- 0		NEUTRAL		0- 0		1- 1		3- 0						
<hr/>																
8- 3	0- 0	0- 0		NON-CONFERENCE		0- 1		1- 1		7- 1						
2- 0	0- 0	0- 0		HOME		0- 0		0- 0		2- 0						
2- 2	0- 0	0- 0		AWAY		0- 1		0- 0		2- 1						
4- 1	0- 0	0- 0		NEUTRAL		0- 0		1- 1		3- 0						
<hr/>																
4- 16	0- 10	0- 2		CONFERENCE		1- 1		1- 3		2- 0						
3- 7	0- 5	0- 1		HOME		1- 0		1- 1		1- 0						
1- 9	0- 5	0- 1		AWAY		0- 1		0- 2		1- 0						
0- 0	0- 0	0- 0		NEUTRAL		0- 0		0- 0		0- 0						
<hr/>																
RPI	S	Opponent	Score	RPI	S	Opponent	Score	RPI	S	Opponent	Score					
1	A	Nebraska	0 3	49	A	Colorado	0 3	54	A	Kansas	0 3	114	N	Tulsa	3	2
1	H	Nebraska	1 3	49	H	Colorado	0 3	54	H	Kansas	3 1	121	A	Texas Tech	2	3
15	A	Texas	0 3					69	A	Texas-Arlington	2 3	121	H	Texas Tech	1	3
15	H	Texas	0 3									127	A	Oklahoma	2	3
17	A	Texas A&M	0 3									127	H	Oklahoma	3	1
17	H	Texas A&M	0 3									148	N	Eastern Mich.	1	3
22	A	Kansas St.	0 3									158	A	Sam Houston St.	3	0
22	H	Kansas St.	2 3									166	A	Texas-San Antonio	3	2
24	A	Missouri	1 3									171	A	Mississippi	0	3
24	H	Missouri	0 3									179	A	Iowa St.	3	1
												179	H	Iowa St.	3	1
												207	H	Northwestern St.	3	0
												226	N	Morehead St.	3	0
												256	N	Tex. A&M-Corp. Chris	3	0
												263	H	Tex.-Pan American	3	0
												306	N	Centenary (La.)	3	0
<hr/>																
				LAST 10 GAMES												
				127 A Oklahoma				2	3	179 H Iowa St.				3	1	
				24 H Missouri				0	3	17 H Texas A&M				0	3	
				49 H Colorado				0	3	166 A Texas-San Antonio				3	2	
				22 H Kansas St.				2	3	15 A Texas				0	3	
				54 A Kansas				0	3	121 A Texas Tech				2	3	

Non-Div. I Games:

Baylor

Average RPI Win:	212	WON-LOST	WINNING	LAST 10	STRENGTH OF	OPP. STRENGTH	TEAM	ADJ	CONF.	ADJ CONF.	
Average RPI Loss:	102	RECORD	PCT. RANK	GAMES	SCHEDULE	OF SCHEDULE	RPI	RPI	RPI	RPI	
DIV. I ONLY	19- 14	.57576	122	4- 6	188	167	145	.49567	151	13	13
DIV. I NON-CONF.	14- 5	.73684	55	1- 1	192	225	111	.5298	111	13	13
<hr/>											
TOTALS	RPI 1-25	RPI 26-50		W-L RECORDS	RPI 51-100		RPI 101-150		RPI 150+		
19- 14	0- 1	0- 2		OVERALL	0- 4		3- 4		16- 3		
13- 5	0- 0	0- 2		HOME	0- 1		3- 1		10- 1		
5- 6	0- 1	0- 0		AWAY	0- 3		0- 1		5- 1		
1- 3	0- 0	0- 0		NEUTRAL	0- 0		0- 2		1- 1		
<hr/>											
14- 5	0- 0	0- 1		NON-CONFERENCE	0- 2		2- 1		12- 1		
10- 1	0- 0	0- 1		HOME	0- 0		2- 0		8- 0		
3- 2	0- 0	0- 0		AWAY	0- 2		0- 0		3- 0		
1- 2	0- 0	0- 0		NEUTRAL	0- 0		0- 1		1- 1		
<hr/>											
5- 9	0- 1	0- 1		CONFERENCE	0- 2		1- 3		4- 2		
3- 4	0- 0	0- 1		HOME	0- 1		1- 1		2- 1		
2- 4	0- 1	0- 0		AWAY	0- 1		0- 1		2- 1		
0- 1	0- 0	0- 0		NEUTRAL	0- 0		0- 1		0- 0		
<hr/>											
RPI S	Opponent	Score	RPI S	Opponent	Score	RPI S	Opponent	Score	RPI S	Opponent	Score
18 A	Louisville	0 3	41 H	Marquette	1 3	53 A	Winthrop	1 3	101 A	Memphis	0 3
			43 H	North Carolina	0 3	68 A	Cincinnati	0 3	105 H	Appalachian St.	3 2
						74 H	TCU	1 3	107 N	San Jose St.	0 3
						82 A	Sacramento St.	0 3	132 H	Houston	2 3
									137 H	James Madison	3 1
									138 H	Tulane	3 0
									138 N	Tulane	1 3
									152 A	St. Louis	3 2
									157 H	William & Mary	3 0
									161 N	Oregon	1 3
									165 H	New Orleans	3 1
									175 H	DePaul	3 1
									192 A	South Fla.	0 3
									195 N	Seton Hall	3 0
									200 H	Southern Miss.	3 0
									202 H	Bucknell	3 1
									204 H	Elon	3 2
									215 H	East Caro.	2 3
									222 H	Charleston So.	3 0
									248 A	Davidson	3 1
									274 H	St. Francis (Pa.)	3 0
									284 A	UAB	3 0
									288 A	N.C. A&T	3 2
									289 H	Radford	3 1
									291 H	Tennessee St.	3 0
									309 A	Gardner-Webb	3 0
<hr/>											
			LAST 10 GAMES								
			138 N	Tulane	1 3	215 H	East Caro.	2 3	288 A	N.C. A&T	3 2
			175 H	DePaul	3 1	53 A	Winthrop	1 3	289 H	Radford	3 1
			41 H	Marquette	1 3	138 H	Tulane	3 0	291 H	Tennessee St.	3 0
			18 A	Louisville	0 3	200 H	Southern Miss.	3 0	309 A	Gardner-Webb	3 0
			68 A	Cincinnati	0 3	289 H	Radford	3 1			

Non-Div. I Games:

Charlotte

Average RPI Win:	178	WON-LOST	WINNING	LAST 10	STRENGTH OF	OPP. STRENGTH	TEAM	ADJ	CONF.	ADJ CONF.			
Average RPI Loss:	101	RECORD	PCT. RANK	GAMES	SCHEDULE	OF SCHEDULE	RPI	RPI	RPI	RPI			
DIV. I ONLY	15- 17	.46875	164	5- 5	124	117	150	.49541	152	13	13		
DIV. I NON-CONF.	8- 9	.47059	190	0- 0	109	132	149	.5024	148	13	13		
<hr/>													
TOTALS	RPI 1-25	RPI 26-50		W-L RECORDS	RPI 51-100		RPI 101-150		RPI 150+				
15- 17	0- 1	0- 1		OVERALL	1- 8		3- 3		11- 4				
5- 7	0- 0	0- 1		HOME	0- 5		1- 0		4- 1				
6- 6	0- 1	0- 0		AWAY	1- 1		0- 3		5- 1				
4- 4	0- 0	0- 0		NEUTRAL	0- 2		2- 0		2- 2				
<hr/>													
8- 9	0- 0	0- 0		NON-CONFERENCE	0- 6		2- 1		6- 2				
2- 4	0- 0	0- 0		HOME	0- 4		0- 0		2- 0				
3- 2	0- 0	0- 0		AWAY	0- 1		0- 1		3- 0				
3- 3	0- 0	0- 0		NEUTRAL	0- 1		2- 0		1- 2				
<hr/>													
7- 8	0- 1	0- 1		CONFERENCE	1- 2		1- 2		5- 2				
3- 3	0- 0	0- 1		HOME	0- 1		1- 0		2- 1				
3- 4	0- 1	0- 0		AWAY	1- 0		0- 2		2- 1				
1- 1	0- 0	0- 0		NEUTRAL	0- 1		0- 0		1- 0				
<hr/>													
RPI S	Opponent	Score	RPI S	Opponent	Score	RPI S	Opponent	Score	RPI S	Opponent	Score		
18 A	Louisville	0 3	41 H	Marquette	2 3	52 N	Col. of Charleston	0 3	101 A	Memphis	2 3		
						55 H	Valparaiso	0 3	106 A	Butler	1 3		
						55 H	Valparaiso	1 3	111 N	Oregon St.	3 2		
						66 H	Southwest Mo. St.	1 3	132 H	Houston	3 0		
						68 A	Cincinnati	3 2	133 N	Temple	3 1		
						68 N	Cincinnati	0 3	138 A	Tulane	2 3		
						70 H	Illinois St.	2 3	151 H	Charlotte	2 3		
						74 H	TCU	0 3	154 A	Indiana St.	3 1		
						78 A	Wis.-Milwaukee	0 3	156 A	Indiana	3 0		
									164 A	Fairfield	3 1		
									175 H	DePaul	3 1		
									192 A	South Fla.	0 3		
									192 N	South Fla.	3 2		
									198 N	IUPUI	2 3		
									200 A	Southern Miss.	3 1		
									215 H	East Caro.	3 0		
									228 H	North Texas	3 0		
									228 H	North Texas	3 0		
									229 N	New Hampshire	3 0		
									258 N	Murray St.	0 3		
									284 A	UAB	3 1		
<hr/>													
LAST 10 GAMES													
68 N Cincinnati						0	3	192 A South Fla.				0	3
192 N South Fla.						3	2	41 H Marquette				2	3
74 H TCU						0	3	175 H DePaul				3	1
132 H Houston						3	0	68 A Cincinnati				3	2
284 A UAB						3	1	18 A Louisville				0	3

Non-Div. I Games:

St. Louis

Average RPI Win:		182	WON-LOST	WINNING	LAST 10	STRENGTH OF		OPP. STRENGTH	TEAM	ADJ	CONF.	ADJ CONF.
Average RPI Loss:		48	RECORD	PCT. RANK	GAMES	SCHEDULE		OF SCHEDULE	RPI	RPI	RPI	RPI
DIV. I ONLY			10- 17	.37037	215	2- 8		79	39	152	.4953	153
DIV. I NON-CONF.			5- 4	.55556	142	0- 0		186	157	161	.48716	166
TOTALS		RPI 1-25	RPI 26-50		W-L RECORDS		RPI 51-100		RPI 101-150		RPI 150+	
10- 17	0- 8		0- 5		OVERALL		0- 1		3- 1		7- 2	
4- 8	0- 4		0- 2		HOME		0- 1		1- 1		3- 0	
4- 8	0- 4		0- 3		AWAY		0- 0		1- 0		3- 1	
2- 1	0- 0		0- 0		NEUTRAL		0- 0		1- 0		1- 1	
5- 4	0- 0		0- 1		NON-CONFERENCE		0- 1		2- 0		3- 2	
2- 1	0- 0		0- 0		HOME		0- 1		1- 0		1- 0	
1- 2	0- 0		0- 1		AWAY		0- 0		0- 0		1- 1	
2- 1	0- 0		0- 0		NEUTRAL		0- 0		1- 0		1- 1	
5- 13	0- 8		0- 4		CONFERENCE		0- 0		1- 1		4- 0	
2- 7	0- 4		0- 2		HOME		0- 0		0- 1		2- 0	
3- 6	0- 4		0- 2		AWAY		0- 0		1- 0		2- 0	
0- 0	0- 0		0- 0		NEUTRAL		0- 0		0- 0		0- 0	
RPI S	Opponent	Score	RPI S	Opponent	Score	RPI S	Opponent	Score	RPI S	Opponent	Score	
4 A	Stanford	0 3	27 A	Arizona	0 3	64 H	Pacific	0 3	111 A	Oregon St.	3 0	
4 H	Stanford	0 3	27 H	Arizona	0 3				111 H	Oregon St.	1 3	
6 A	Washington	0 3	28 A	Long Beach St.	1 3				138 H	Tulane	3 1	
6 H	Washington	0 3	32 A	California	1 3				142 N	Cal St. Fullerton	3 2	
7 A	Southern California	0 3	32 H	California	0 3				161 A	Oregon	3 1	
7 H	Southern California	0 3							161 H	Oregon	3 0	
21 A	UCLA	0 3							169 N	Toledo	0 3	
21 H	UCLA	0 3							199 A	Washington St.	3 0	
									199 H	Washington St.	3 2	
									229 A	New Hampshire	3 1	
									231 H	Fordham	3 0	
									245 N	Florida Int'l	3 1	
									247 A	Northern Ariz.	0 3	
LAST 10 GAMES												
			32 H	California	0 3	161 H	Oregon	3 0				
			4 H	Stanford	0 3	111 H	Oregon St.	1 3				
			27 H	Arizona	0 3	7 A	Southern California	0 3				
			6 A	Washington	0 3	21 A	UCLA	0 3				
			199 A	Washington St.	3 0	27 A	Arizona	0 3				

Non-Div. I Games:

Arizona St.

Average RPI Win:	196	WON-LOST RECORD	WINNING PCT. RANK	LAST 10 GAMES	STRENGTH OF SCHEDULE	OPP. STRENGTH OF SCHEDULE	TEAM RPI	ADJ RPI	CONF. RPI	ADJ CONF. RPI	
Average RPI Loss:	83										
DIV. I ONLY	12- 15	.44444	176	5- 5	125	103	158	.49494	154	10	12
DIV. I NON-CONF.	4- 4	.5	168	0- 0	136	123	150	.50806	143	11	11
<hr/>											
TOTALS	RPI 1-25	RPI 26-50		W-L RECORDS	RPI 51-100		RPI 101-150		RPI 150+		
12- 15	0- 0	0- 3		OVERALL	2- 8		1- 1		9- 3		
5- 5	0- 0	0- 1		HOME	2- 2		0- 0		3- 2		
5- 7	0- 0	0- 1		AWAY	0- 4		0- 1		5- 1		
2- 3	0- 0	0- 1		NEUTRAL	0- 2		1- 0		1- 0		
<hr/>											
4- 4	0- 0	0- 1		NON-CONFERENCE	0- 1		1- 1		3- 1		
0- 1	0- 0	0- 0		HOME	0- 0		0- 0		0- 1		
2- 1	0- 0	0- 0		AWAY	0- 0		0- 1		2- 0		
2- 2	0- 0	0- 1		NEUTRAL	0- 1		1- 0		1- 0		
<hr/>											
8- 11	0- 0	0- 2		CONFERENCE	2- 7		0- 0		6- 2		
5- 4	0- 0	0- 1		HOME	2- 2		0- 0		3- 1		
3- 6	0- 0	0- 1		AWAY	0- 4		0- 0		3- 1		
0- 1	0- 0	0- 0		NEUTRAL	0- 1		0- 0		0- 0		
<hr/>											
RPI S	Opponent	Score	RPI S	Opponent	Score	RPI S	Opponent	Score	RPI S	Opponent	Score
			26 A	Wichita St.	0 3	55 N	Valparaiso	0 3	103 A	Kentucky	0 3
			26 H	Wichita St.	0 3	66 A	Southwest Mo. St.	0 3	129 N	Hofstra	3 0
			39 N	Pittsburgh	1 3	66 H	Southwest Mo. St.	0 3	152 H	St. Louis	1 3
						66 N	Southwest Mo. St.	1 3	176 A	Evansville	0 3
						67 A	Northern Iowa	1 3	176 H	Evansville	2 3
						67 H	Northern Iowa	0 3	198 N	IUPUI	3 1
						70 A	Illinois St.	0 3	212 A	Southern Ill.	3 1
						70 H	Illinois St.	3 2	212 H	Southern Ill.	3 1
						95 A	Creighton	0 3	218 A	Bradley	3 0
						95 H	Creighton	3 1	218 H	Bradley	3 2
									234 A	Wis.-Green Bay	3 0
									237 A	Central Mich.	3 2
									267 A	Drake	3 0
									267 H	Drake	3 0
<hr/>											
LAST 10 GAMES											
			66 N	Southwest Mo. St.	1 3	26 H	Wichita St.	0 3			
			95 H	Creighton	3 1	66 H	Southwest Mo. St.	0 3			
			267 H	Drake	3 0	70 H	Illinois St.	3 2			
			176 A	Evansville	0 3	67 A	Northern Iowa	1 3			
			212 A	Southern Ill.	3 1	218 A	Bradley	3 0			

Non-Div. I Games:

Indiana St.

Average RPI Win: 147		WON-LOST RECORD		WINNING PCT. RANK		LAST 10 GAMES		STRENGTH OF SCHEDULE		OPP. STRENGTH OF SCHEDULE		TEAM RPI		ADJ RPI		CONF. RPI		ADJ CONF. RPI					
DIV. I ONLY		8- 23		.25806 265		0- 10		46		12		165		.49041 156		1		1					
DIV. I NON-CONF.		6- 5		.54545 146		0- 0		115		87		118		.52738 114		1		1					
TOTALS		RPI 1-25		RPI 26-50		W-L RECORDS		RPI 51-100		RPI 101-150		RPI 150+											
8- 23		0- 10		0- 8		OVERALL		0- 1		5- 1		3- 3											
4- 13		0- 5		0- 5		HOME		0- 0		2- 1		2- 2											
2- 10		0- 5		0- 3		AWAY		0- 1		1- 0		1- 1											
2- 0		0- 0		0- 0		NEUTRAL		0- 0		2- 0		0- 0											
6- 5		0- 0		0- 2		NON-CONFERENCE		0- 1		4- 0		2- 2											
3- 4		0- 0		0- 2		HOME		0- 0		2- 0		1- 2											
1- 1		0- 0		0- 0		AWAY		0- 1		0- 0		1- 0											
2- 0		0- 0		0- 0		NEUTRAL		0- 0		2- 0		0- 0											
2- 18		0- 10		0- 6		CONFERENCE		0- 0		1- 1		1- 1											
1- 9		0- 5		0- 3		HOME		0- 0		0- 1		1- 0											
1- 9		0- 5		0- 3		AWAY		0- 0		1- 0		0- 1											
0- 0		0- 0		0- 0		NEUTRAL		0- 0		0- 0		0- 0											
RPI	S	Opponent		Score		RPI	S	Opponent		Score		RPI	S	Opponent		Score							
2	A	Minnesota		0 3		30	A	Michigan		2 3		69	A	Texas-Arlington		0 3		102	H	IPFW	3 2		
2	H	Minnesota		0 3		30	H	Michigan		0 3				104 A Northwestern		3 2		104	H	Northwestern	2 3		
5	A	Ohio St.		0 3		37	A	Purdue		0 3				111 H Oregon St.		3 0		113	N	Ark.-Little Rock	3 1		
5	H	Ohio St.		1 3		37	H	Purdue		2 3				132 N Houston		3 1		152	H	St. Louis	0 3		
9	A	Penn St.		0 3		39	H	Pittsburgh		2 3				155 H Kent St.		2 3		159	A	Iowa	2 3		
9	H	Penn St.		0 3		44	H	Alabama		1 3				159 H Iowa		3 0		198	A	IUPUI	3 1		
14	A	Wisconsin		2 3		48	A	Michigan St.		0 3				258 H Murray St.		3 0							
14	H	Wisconsin		1 3		48	H	Michigan St.		1 3													
25	A	Illinois		0 3																			
25	H	Illinois		0 3																			
						LAST 10 GAMES																	
						14 H Wisconsin 1 3						37 H Purdue 2 3											
						104 H Northwestern 2 3						48 H Michigan St. 1 3											
						2 A Minnesota 0 3						30 H Michigan 0 3											
						159 A Iowa 2 3						5 A Ohio St. 0 3											
						25 H Illinois 0 3						9 A Penn St. 0 3											

Non-Div. I Games:

Indiana

Average RPI Win:	224	WON-LOST RECORD	WINNING PCT. RANK	LAST 10 GAMES	STRENGTH OF SCHEDULE	OPP. STRENGTH OF SCHEDULE	TEAM RPI	ADJ RPI	CONF. RPI	ADJ CONF. RPI	
Average RPI Loss:	100										
DIV. I ONLY		15- 12	.55556 129	5- 5	211	179	166	.49	157	15	14
DIV. I NON-CONF.		8- 5	.61538 122	0- 0	271	197	188	.47124	185	14	14
<hr/>											
TOTALS	RPI 1-25	RPI 26-50		W-L RECORDS	RPI 51-100		RPI 101-150		RPI 150+		
15- 12	0- 0	0- 1		OVERALL	0- 6		3- 3		12- 2		
9- 2	0- 0	0- 0		HOME	0- 2		3- 0		6- 0		
4- 8	0- 0	0- 1		AWAY	0- 3		0- 3		4- 1		
2- 2	0- 0	0- 0		NEUTRAL	0- 1		0- 0		2- 1		
<hr/>											
8- 5	0- 0	0- 1		NON-CONFERENCE	0- 2		0- 0		8- 2		
4- 0	0- 0	0- 0		HOME	0- 0		0- 0		4- 0		
2- 3	0- 0	0- 1		AWAY	0- 1		0- 0		2- 1		
2- 2	0- 0	0- 0		NEUTRAL	0- 1		0- 0		2- 1		
<hr/>											
7- 7	0- 0	0- 0		CONFERENCE	0- 4		3- 3		4- 0		
5- 2	0- 0	0- 0		HOME	0- 2		3- 0		2- 0		
2- 5	0- 0	0- 0		AWAY	0- 2		0- 3		2- 0		
0- 0	0- 0	0- 0		NEUTRAL	0- 0		0- 0		0- 0		
<hr/>											
RPI S	Opponent	Score	RPI S	Opponent	Score	RPI S	Opponent	Score	RPI S	Opponent	Score
			47 A	Virginia	0 3	58 A	UC Irvine	0 3	112 A	George Mason	0 3
						59 A	Towson	0 3	112 H	George Mason	3 0
						59 H	Towson	0 3	129 A	Hofstra	2 3
						85 A	Delaware	2 3	129 H	Hofstra	3 1
						85 H	Delaware	0 3	137 A	James Madison	0 3
						91 N	Northeastern	1 3	137 H	James Madison	3 2
									151 A	Charlotte	0 3
									184 A	Liberty	3 2
									185 N	Tennessee Tech	2 3
									214 H	UMBC	3 1
									215 A	East Caro.	3 1
									224 N	George Washington	3 2
									238 A	Va. Commonwealth	3 0
									238 H	Va. Commonwealth	3 0
									248 N	Davidson	3 0
									260 H	Loyola (Md.)	3 1
									272 A	UNC Wilmington	3 0
									272 H	UNC Wilmington	3 0
									310 H	Hampton	3 0
									314 H	Norfolk St.	3 0
<hr/>											
LAST 10 GAMES											
			238 A	Va. Commonwealth	3 0	112 A	George Mason	0 3			
			137 A	James Madison	0 3	59 A	Towson	0 3			
			272 H	UNC Wilmington	3 0	137 H	James Madison	3 2			
			85 H	Delaware	0 3	238 H	Va. Commonwealth	3 0			
			129 H	Hofstra	3 1	59 H	Towson	0 3			

Non-Div. I Games:

William & Mary

Average RPI Win:		230	WON-LOST RECORD		WINNING PCT. RANK		LAST 10 GAMES		STRENGTH OF SCHEDULE		OPP. STRENGTH OF SCHEDULE		TEAM RPI		ADJ RPI		CONF. RPI		ADJ CONF. RPI	
DIV. I ONLY			16- 15		.51613 150		3- 7		163		190		159		.48927 158		14		15	
DIV. I NON-CONF.			6- 4		.6 127		0- 1		266		251		197		.46349 192		19		19	
TOTALS		RPI 1-25		RPI 26-50		W-L RECORDS		RPI 51-100		RPI 101-150		RPI 150+								
16- 15		0- 0		0- 2		OVERALL		1- 6		0- 4		15- 3								
9- 6		0- 0		0- 1		HOME		1- 1		0- 3		8- 1								
5- 8		0- 0		0- 1		AWAY		0- 4		0- 1		5- 2								
2- 1		0- 0		0- 0		NEUTRAL		0- 1		0- 0		2- 0								
6- 4		0- 0		0- 0		NON-CONFERENCE		0- 2		0- 2		6- 0								
3- 2		0- 0		0- 0		HOME		0- 0		0- 2		3- 0								
1- 2		0- 0		0- 0		AWAY		0- 2		0- 0		1- 0								
2- 0		0- 0		0- 0		NEUTRAL		0- 0		0- 0		2- 0								
10- 11		0- 0		0- 2		CONFERENCE		1- 4		0- 2		9- 3								
6- 4		0- 0		0- 1		HOME		1- 1		0- 1		5- 1								
4- 6		0- 0		0- 1		AWAY		0- 2		0- 1		4- 2								
0- 1		0- 0		0- 0		NEUTRAL		0- 1		0- 0		0- 0								
RPI	S	Opponent	Score	RPI	S	Opponent	Score	RPI	S	Opponent	Score	RPI	S	Opponent	Score					
				34	A	Texas St.	0 3	57	A	Stephen F. Austin	1 3	114	H	Tulsa	2 3					
				34	H	Texas St.	1 3	57	H	Stephen F. Austin	2 3	128	A	McNeese St.	2 3					
								69	A	Texas-Arlington	0 3	128	H	McNeese St.	2 3					
								69	H	Texas-Arlington	3 1	150	H	Baylor	0 3					
								69	N	Texas-Arlington	0 3	166	A	Texas-San Antonio	0 3					
								80	A	Florida St.	2 3	166	H	Texas-San Antonio	0 3					
								90	A	Southern Methodist	0 3	168	A	Nicholls St.	3 2					
												168	H	Nicholls St.	3 0					
												205	A	Southeastern La.	3 1					
												205	H	Southeastern La.	3 1					
												207	A	Northwestern St.	2 3					
												207	H	Northwestern St.	3 0					
												254	A	Lamar	3 0					
												254	H	Lamar	3 1					
												256	A	Tex. A&M-Corp. Chris	3 0					
												256	H	Tex. A&M-Corp. Chris	3 1					
												259	A	La.-Monroe	3 0					
												259	H	La.-Monroe	3 1					
												263	H	Tex.-Pan American	3 0					
												265	N	Stetson	3 1					
												292	N	South Ala.	3 1					
												306	H	Centenary (La.)	3 0					
LAST 10 GAMES																				
				69	N	Texas-Arlington	0 3	90	A	Southern Methodist	0 3									
				168	H	Nicholls St.	3 0	69	A	Texas-Arlington	0 3									
				205	H	Southeastern La.	3 1	128	H	McNeese St.	2 3									
				34	A	Texas St.	0 3	254	H	Lamar	3 1									
				57	A	Stephen F. Austin	1 3	207	A	Northwestern St.	2 3									

Non-Div. I Games:

Sam Houston St.

Average RPI Win:		204	WON-LOST RECORD		WINNING PCT. RANK		LAST 10 GAMES		STRENGTH OF SCHEDULE		OPP. STRENGTH OF SCHEDULE		TEAM RPI	ADJ RPI		CONF. RPI	ADJ CONF. RPI
DIV. I ONLY			10- 22		.3125	241	1- 9		70		36		169	.48866	159	1	1
DIV. I NON-CONF.			8- 4		.66667	87	0- 0		172		195		121	.52352	118	1	1
TOTALS		RPI 1-25		RPI 26-50		W-L RECORDS		RPI 51-100		RPI 101-150		RPI 150+					
10- 22		0- 10		1- 5		OVERALL		0- 4		0- 2		9- 1					
4- 10		0- 5		1- 2		HOME		0- 2		0- 1		3- 0					
1- 12		0- 5		0- 3		AWAY		0- 2		0- 1		1- 1					
5- 0		0- 0		0- 0		NEUTRAL		0- 0		0- 0		5- 0					
8- 4		0- 0		0- 0		NON-CONFERENCE		0- 4		0- 0		8- 0					
2- 2		0- 0		0- 0		HOME		0- 2		0- 0		2- 0					
1- 2		0- 0		0- 0		AWAY		0- 2		0- 0		1- 0					
5- 0		0- 0		0- 0		NEUTRAL		0- 0		0- 0		5- 0					
2- 18		0- 10		1- 5		CONFERENCE		0- 0		0- 2		1- 1					
2- 8		0- 5		1- 2		HOME		0- 0		0- 1		1- 0					
0- 10		0- 5		0- 3		AWAY		0- 0		0- 1		0- 1					
0- 0		0- 0		0- 0		NEUTRAL		0- 0		0- 0		0- 0					
RPI	S	Opponent		Score		RPI	S	Opponent		Score		RPI	S	Opponent		Score	
2	A	Minnesota		0	3	30	A	Michigan		0	3	67	A	Northern Iowa		1	3
2	H	Minnesota		0	3	30	H	Michigan		0	3	70	A	Illinois St.		0	3
5	A	Ohio St.		0	3	37	A	Purdue		0	3	75	H	Eastern Wash.		1	3
5	H	Ohio St.		0	3	37	H	Purdue		0	3	95	H	Creighton		0	3
9	A	Penn St.		0	3	48	A	Michigan St.		0	3						
9	H	Penn St.		0	3	48	H	Michigan St.		3	1						
14	A	Wisconsin		0	3												
14	H	Wisconsin		0	3												
25	A	Illinois		0	3												
25	H	Illinois		0	3												
						LAST 10 GAMES											
25	A	Illinois		0	3	48	A	Michigan St.		0	3						
2	A	Minnesota		0	3	9	H	Penn St.		0	3						
37	H	Purdue		0	3	5	H	Ohio St.		0	3						
156	H	Indiana		3	2	104	A	Northwestern		0	3						
30	A	Michigan		0	3	14	A	Wisconsin		0	3						

Non-Div. I Games:

Iowa

B
e
l
m
o
n
t

Belmont

Oregon

Through Games Of 2004 final RPI

Average RPI Win:		166	WON-LOST		WINNING		LAST 10		STRENGTH OF		OPP. STRENGTH		TEAM		ADJ		CONF.		ADJ CONF.				
Average RPI Loss:		58	RECORD		PCT. RANK		GAMES		SCHEDULE		OF SCHEDULE		RPI		RPI		RPI		RPI				
DIV. I ONLY			9- 19		.32143		239		1- 9		69		37		163		.48679		161				
DIV. I NON-CONF.			8- 2		.8		29		1- 0		127		133		57		.58417		58				
TOTALS		RPI 1-25		RPI 26-50				W-L RECORDS				RPI 51-100				RPI 101-150				RPI 150+			
9- 19		0- 8		1- 4				OVERALL				1- 1				1- 3				6- 3			
2- 9		0- 4		1- 2				HOME				1- 0				0- 1				0- 2			
2- 9		0- 4		0- 2				AWAY				0- 1				0- 1				2- 1			
5- 1		0- 0		0- 0				NEUTRAL				0- 0				1- 1				4- 0			
8- 2		0- 0		1- 0				NON-CONFERENCE				1- 1				1- 1				5- 0			
2- 0		0- 0		1- 0				HOME				1- 0				0- 0				0- 0			
1- 1		0- 0		0- 0				AWAY				0- 1				0- 0				1- 0			
5- 1		0- 0		0- 0				NEUTRAL				0- 0				1- 1				4- 0			
1- 17		0- 8		0- 4				CONFERENCE				0- 0				0- 2				1- 3			
0- 9		0- 4		0- 2				HOME				0- 0				0- 1				0- 2			
1- 8		0- 4		0- 2				AWAY				0- 0				0- 1				1- 1			
0- 0		0- 0		0- 0				NEUTRAL				0- 0				0- 0				0- 0			
RPI	S	Opponent		Score		RPI	S	Opponent		Score		RPI	S	Opponent		Score		RPI	S	Opponent		Score	
4	A	Stanford		0	3	27	A	Arizona		0	3	82	A	Sacramento St.		0	3	107	N	San Jose St.		1	3
4	H	Stanford		0	3	27	H	Arizona		0	3	83	H	Cal St. Northridge		3	1	111	A	Oregon St.		0	3
6	A	Washington		0	3	32	A	California		1	3							111	H	Oregon St.		1	3
6	H	Washington		0	3	32	H	California		0	3							124	N	Northern Colo.		3	1
7	A	Southern California		0	3	49	H	Colorado		3	0							151	N	Charlotte		3	1
7	H	Southern California		0	3													153	A	Arizona St.		0	3
21	A	UCLA		0	3													153	H	Arizona St.		1	3
21	H	UCLA		0	3													195	N	Seton Hall		3	1
																		199	A	Washington St.		3	0
																		199	H	Washington St.		2	3
																		230	N	Gonzaga		3	0
																		233	A	Portland St.		3	0
																		233	N	Portland St.		3	0
LAST 10 GAMES																							
233	N	Portland St.		3	0	4	H	Stanford		0	3												
111	A	Oregon St.		0	3	153	A	Arizona St.		0	3												
21	A	UCLA		0	3	27	A	Arizona		0	3												
7	A	Southern California		0	3	6	H	Washington		0	3												
32	H	California		0	3	199	H	Washington St.		2	3												

Non-Div. I Games: Southern Ore. 3 0

Oregon

Average RPI Win:		215	WON-LOST RECORD		WINNING PCT. RANK	LAST 10 GAMES	STRENGTH OF SCHEDULE		OPP. STRENGTH OF SCHEDULE	TEAM RPI	ADJ RPI	CONF. RPI	ADJ CONF. RPI
Average RPI Loss:		92											
DIV. I ONLY		19- 15			.55882 127	5- 5	230		133	167	.48556 162	27	27
DIV. I NON-CONF.		8- 10			.44444 200	0- 2	158		44	169	.48811 163	25	25
TOTALS		RPI 1-25	RPI 26-50		W-L RECORDS		RPI 51-100		RPI 101-150		RPI 150+		
19- 15		0- 2	0- 1		OVERALL		2- 5		2- 5		15- 2		
10- 3		0- 0	0- 0		HOME		1- 3		0- 0		9- 0		
7- 9		0- 1	0- 1		AWAY		1- 2		1- 3		5- 2		
2- 3		0- 1	0- 0		NEUTRAL		0- 0		1- 2		1- 0		
8- 10		0- 2	0- 1		NON-CONFERENCE		2- 2		2- 5		4- 0		
3- 1		0- 0	0- 0		HOME		1- 1		0- 0		2- 0		
3- 6		0- 1	0- 1		AWAY		1- 1		1- 3		1- 0		
2- 3		0- 1	0- 0		NEUTRAL		0- 0		1- 2		1- 0		
11- 5		0- 0	0- 0		CONFERENCE		0- 3		0- 0		11- 2		
7- 2		0- 0	0- 0		HOME		0- 2		0- 0		7- 0		
4- 3		0- 0	0- 0		AWAY		0- 1		0- 0		4- 2		
0- 0		0- 0	0- 0		NEUTRAL		0- 0		0- 0		0- 0		
RPI S	Opponent	Score	RPI S	Opponent	Score	RPI S	Opponent	Score	RPI S	Opponent	Score		
12 N	St. Mary's (Cal.)	2 3	42 A	Arkansas	0 3	54 H	Kansas	0 3	111 A	Oregon St.	1 3		
22 A	Kansas St.	0 3				55 A	Valparaiso	1 3	114 A	Tulsa	1 3		
						55 H	Valparaiso	2 3	116 N	UNLV	2 3		
						55 H	Valparaiso	0 3	127 A	Oklahoma	0 3		
						66 A	Southwest Mo. St.	1 3	134 N	San Francisco	3 0		
						93 A	Fresno St.	3 1	141 A	Northern Ill.	3 2		
						97 H	Loyola (Ill.)	3 0	149 N	Auburn	0 3		
									178 A	Louisiana Tech	3 0		
									198 A	IUPUI	1 3		
									198 H	IUPUI	3 0		
									203 N	San Diego St.	3 0		
									206 A	Western Ill.	2 3		
									206 H	Western Ill.	3 1		
									206 H	Western Ill.	3 1		
									216 H	Utah Valley St.	3 0		
									228 H	North Texas	3 0		
									250 A	Chicago St.	3 1		
									250 H	Chicago St.	3 0		
									255 A	UMKC	3 0		
									255 H	UMKC	3 0		
									285 A	Oakland	3 0		
									285 H	Oakland	3 1		
									306 A	Centenary (La.)	3 0		
									306 H	Centenary (La.)	3 0		
			LAST 10 GAMES			114 A	Tulsa	1 3	255 A	UMKC	3 0		
						55 H	Valparaiso	0 3	206 A	Western Ill.	2 3		
						206 H	Western Ill.	3 1	42 A	Arkansas	0 3		
						250 H	Chicago St.	3 0	306 H	Centenary (La.)	3 0		
						198 H	IUPUI	3 0	55 H	Valparaiso	2 3		

Non-Div. I Games:

Oral Roberts

Wyoming

Through Games Of 2004 final RPI

Average RPI Win: 200		WON-LOST	WINNING	LAST 10	STRENGTH OF		OPP. STRENGTH	TEAM	ADJ	CONF.	ADJ CONF.
Average RPI Loss: 90		RECORD	PCT. RANK	GAMES	SCHEDULE		OF SCHEDULE	RPI	RPI	RPI	RPI
DIV. I ONLY		12- 14	.46154	170	4- 6		156	109	164	.48513	163
DIV. I NON-CONF.		6- 5	.54545	146	0- 0		117	140	126	.51713	136
TOTALS		RPI 1-25	RPI 26-50		W-L RECORDS		RPI 51-100		RPI 101-150		RPI 150+
12- 14	0- 3	0- 2		OVERALL		1- 3		0- 4		11- 2	
7- 4	0- 2	0- 1		HOME		1- 0		0- 1		6- 0	
3- 7	0- 1	0- 1		AWAY		0- 1		0- 2		3- 2	
2- 3	0- 0	0- 0		NEUTRAL		0- 2		0- 1		2- 0	
6- 5	0- 1	0- 0		NON-CONFERENCE		0- 2		0- 1		6- 1	
3- 1	0- 1	0- 0		HOME		0- 0		0- 0		3- 0	
1- 2	0- 0	0- 0		AWAY		0- 0		0- 1		1- 1	
2- 2	0- 0	0- 0		NEUTRAL		0- 2		0- 0		2- 0	
6- 9	0- 2	0- 2		CONFERENCE		1- 1		0- 3		5- 1	
4- 3	0- 1	0- 1		HOME		1- 0		0- 1		3- 0	
2- 5	0- 1	0- 1		AWAY		0- 1		0- 1		2- 1	
0- 1	0- 0	0- 0		NEUTRAL		0- 0		0- 1		0- 0	
RPI S	Opponent	Score	RPI S	Opponent	Score	RPI S	Opponent	Score	RPI S	Opponent	Score
2 H	Minnesota	0 3	31 A	Utah	0 3	81 N	New Mexico St.	0 3	116 A	UNLV	2 3
23 A	Colorado St.	0 3	31 H	Utah	1 3	87 A	Brigham Young	0 3	116 H	UNLV	1 3
23 H	Colorado St.	0 3				87 H	Brigham Young	3 1	116 N	UNLV	1 3
						100 N	Eastern Ill.	1 3	124 A	Northern Colo.	0 3
									166 H	Texas-San Antonio	3 0
									181 H	North Dakota St.	3 0
									182 A	New Mexico	3 0
									182 H	New Mexico	3 2
									203 A	San Diego St.	1 3
									203 H	San Diego St.	3 0
									211 A	Idaho St.	3 1
									211 H	Idaho St.	3 2
									212 A	Southern Ill.	1 3
									230 N	Gonzaga	3 1
									243 A	Air Force	3 1
									243 H	Air Force	3 1
									255 N	UMKC	3 1
			LAST 10 GAMES								
			116 N	UNLV	1 3	116 H	UNLV	1 3			
			87 A	Brigham Young	0 3	243 A	Air Force	3 1			
			31 A	Utah	0 3	182 A	New Mexico	3 0			
			23 H	Colorado St.	0 3	31 H	Utah	1 3			
			203 H	San Diego St.	3 0	87 H	Brigham Young	3 1			

Non-Div. I Games: South Dakota St. 3 2

Wyoming

Average RPI Win:	225	WON-LOST RECORD	WINNING PCT. RANK	LAST 10 GAMES		STRENGTH OF SCHEDULE	OPP. STRENGTH OF SCHEDULE	TEAM RPI	ADJ RPI	CONF. RPI	ADJ CONF. RPI
DIV. I ONLY		22- 12	.64706 87	7- 3		243	239	149	.48483 164	29	29
DIV. I NON-CONF.		13- 10	.56522 139	0- 2		165	196	156	.48916 161	29	29
TOTALS	RPI 1-25	RPI 26-50		W-L RECORDS		RPI 51-100		RPI 101-150		RPI 150+	
22- 12	0- 0	0- 0		OVERALL		0- 5		3- 2		19- 5	
10- 1	0- 0	0- 0		HOME		0- 0		1- 0		9- 1	
6- 5	0- 0	0- 0		AWAY		0- 2		0- 2		6- 1	
6- 6	0- 0	0- 0		NEUTRAL		0- 3		2- 0		4- 3	
13- 10	0- 0	0- 0		NON-CONFERENCE		0- 5		3- 2		10- 3	
5- 1	0- 0	0- 0		HOME		0- 0		1- 0		4- 1	
3- 4	0- 0	0- 0		AWAY		0- 2		0- 2		3- 0	
5- 5	0- 0	0- 0		NEUTRAL		0- 3		2- 0		3- 2	
9- 2	0- 0	0- 0		CONFERENCE		0- 0		0- 0		9- 2	
5- 0	0- 0	0- 0		HOME		0- 0		0- 0		5- 0	
3- 1	0- 0	0- 0		AWAY		0- 0		0- 0		3- 1	
1- 1	0- 0	0- 0		NEUTRAL		0- 0		0- 0		1- 1	
RPI S Opponent	Score		RPI S Opponent	Score		RPI S Opponent	Score		RPI S Opponent	Score	
						74 A TCU	0	3	117 A Maine	2	3
						88 A Connecticut	0	3	120 N Long Island	3	0
						88 N Boston College	0	3	122 N Ga. Southern	3	1
						90 N Southern Methodist	1	3	133 H Temple	3	1
						100 N Eastern Ill.	2	3	139 A Villanova	2	3
									152 H St. Louis	1	3
									167 A Army	3	1
									188 H Stony Brook	3	1
									189 H Iona	3	1
									189 N Iona	0	3
									194 N Binghamton	3	0
									195 H Seton Hall	3	0
									227 H St. Peter's	3	1
									227 N St. Peter's	3	0
									229 H New Hampshire	3	1
									231 H Fordham	3	2
									233 N Portland St.	0	3
									238 A Va. Commonwealth	3	0
									238 N Va. Commonwealth	1	3
									240 A Rider	2	3
									253 N Mercer	3	0
									260 A Loyola (Md.)	3	0
									261 H Canisius	3	1
									266 H Niagara	3	1
									273 A Marist	3	0
									283 A Siena	3	0
									286 A Fairleigh Dickinson	3	2
			LAST 10 GAMES								
						74 A TCU	0	3	294 H Manhattan	3	1
						90 N Southern Methodist	1	3	189 H Iona	3	1
						189 N Iona	0	3	283 A Siena	3	0
						227 N St. Peter's	3	0	273 A Marist	3	0
						227 H St. Peter's	3	1	261 H Canisius	3	1

Non-Div. I Games:

Fairfield

RPI	S	Opponent	Score	
294	H	Manhattan	3	1
311	N	Wagner	3	0

Fairfield

F
a
i
r
f
i
e
l
d

F
a
i
r
f
i
e
l
d

Average RPI Win:	256	WON-LOST RECORD	WINNING PCT. RANK	LAST 10 GAMES	STRENGTH OF SCHEDULE	OPP. STRENGTH OF SCHEDULE	TEAM RPI	ADJ RPI	CONF. RPI	ADJ CONF. RPI				
Average RPI Loss:	117													
DIV. I ONLY		20- 11	.64516	88	6- 4	264	249	172	.4829	165	16	16		
DIV. I NON-CONF.		11- 3	.78571	36	1- 0	293	291	170	.48738	165	18	18		
<hr/>														
TOTALS	RPI 1-25	RPI 26-50		W-L RECORDS		RPI 51-100		RPI 101-150		RPI 150+				
20- 11	0- 0	0- 0		OVERALL		0- 5		1- 4		19- 2				
12- 6	0- 0	0- 0		HOME		0- 3		1- 2		11- 1				
6- 4	0- 0	0- 0		AWAY		0- 2		0- 1		6- 1				
2- 1	0- 0	0- 0		NEUTRAL		0- 0		0- 1		2- 0				
<hr/>														
11- 3	0- 0	0- 0		NON-CONFERENCE		0- 0		0- 2		11- 1				
7- 1	0- 0	0- 0		HOME		0- 0		0- 1		7- 0				
2- 1	0- 0	0- 0		AWAY		0- 0		0- 0		2- 1				
2- 1	0- 0	0- 0		NEUTRAL		0- 0		0- 1		2- 0				
<hr/>														
9- 8	0- 0	0- 0		CONFERENCE		0- 5		1- 2		8- 1				
5- 5	0- 0	0- 0		HOME		0- 3		1- 1		4- 1				
4- 3	0- 0	0- 0		AWAY		0- 2		0- 1		4- 0				
0- 0	0- 0	0- 0		NEUTRAL		0- 0		0- 0		0- 0				
<hr/>														
RPI S	Opponent	Score	RPI S	Opponent	Score	RPI S	Opponent	Score	RPI S	Opponent	Score			
						71 A	Western Ky.	0 3	105 N	Appalachian St.	2 3			
						81 A	New Mexico St.	0 3	113 H	Ark.-Little Rock	1 3			
						81 H	New Mexico St.	1 3	138 H	Tulane	2 3			
						81 H	New Mexico St.	0 3	140 A	Middle Tenn.	1 3			
						94 H	Arkansas St.	2 3	140 H	Middle Tenn.	3 2			
						151 A	Charlotte	1 3						
						193 A	Denver	3 2						
						193 H	Denver	3 0						
						200 H	Southern Miss.	3 1						
						205 H	Southeastern La.	3 1						
						228 A	North Texas	3 1						
						228 H	North Texas	1 3						
						245 H	Florida Int'l	3 1						
						257 H	Troy	3 0						
						262 A	La.-Lafayette	3 1						
						262 H	La.-Lafayette	3 1						
						264 H	Morgan St.	3 0						
						274 N	St. Francis (Pa.)	3 0						
						291 N	Tennessee St.	3 0						
						292 A	South Ala.	3 1						
						292 H	South Ala.	3 0						
						300 A	Prairie View	3 0						
						302 H	Texas Southern	3 0						
						304 A	Southern U.	3 0						
						304 H	Southern U.	3 0						
306 H	Centenary (La.)	3 1												
<hr/>														
LAST 10 GAMES														
			81 H	New Mexico St.	1 3	292 A			South Ala.	3 1	302 H		Texas Southern	3 0
			140 H	Middle Tenn.	3 2	262 H			La.-Lafayette	3 1	304 A		Southern U.	3 0
			193 A	Denver	3 2	228 H			North Texas	1 3	304 H		Southern U.	3 0
			81 A	New Mexico St.	0 3	304 H			Southern U.	3 0	306 H		Centenary (La.)	3 1
			245 H	Florida Int'l	3 1	71 A			Western Ky.	0 3				

Non-Div. I Games:

New Orleans

Average RPI Win:	211	WON-LOST RECORD	WINNING PCT. RANK	LAST 10 GAMES	STRENGTH OF SCHEDULE	OPP. STRENGTH OF SCHEDULE	TEAM RPI	ADJ RPI	CONF. RPI	ADJ CONF. RPI	
Average RPI Loss:	106										
DIV. I ONLY	16- 16	.5	153	5- 5	132	156	148	.48147	166	14	15
DIV. I NON-CONF.	4- 7	.36364	219	1- 1	187	153	215	.43392	218	19	19
<hr/>											
TOTALS	RPI 1-25	RPI 26-50		W-L RECORDS	RPI 51-100		RPI 101-150		RPI 150+		
16- 16	0- 1	0- 4		OVERALL	1- 3		2- 2		13- 6		
10- 6	0- 0	0- 2		HOME	1- 1		1- 1		8- 2		
6- 7	0- 0	0- 2		AWAY	0- 2		1- 0		5- 3		
0- 3	0- 1	0- 0		NEUTRAL	0- 0		0- 1		0- 1		
<hr/>											
4- 7	0- 1	0- 2		NON-CONFERENCE	0- 0		0- 1		4- 3		
3- 3	0- 0	0- 1		HOME	0- 0		0- 1		3- 1		
1- 2	0- 0	0- 1		AWAY	0- 0		0- 0		1- 1		
0- 2	0- 1	0- 0		NEUTRAL	0- 0		0- 0		0- 1		
<hr/>											
12- 9	0- 0	0- 2		CONFERENCE	1- 3		2- 1		9- 3		
7- 3	0- 0	0- 1		HOME	1- 1		1- 0		5- 1		
5- 5	0- 0	0- 1		AWAY	0- 2		1- 0		4- 2		
0- 1	0- 0	0- 0		NEUTRAL	0- 0		0- 1		0- 0		
<hr/>											
RPI S	Opponent	Score		RPI S	Opponent	Score		RPI S	Opponent	Score	
2 N	Minnesota	0	3	33 A	Rice	0	3	57 A	Stephen F. Austin	0	3
				33 H	Rice	0	3	57 H	Stephen F. Austin	0	3
				34 A	Texas St.	1	3	69 A	Texas-Arlington	1	3
				34 H	Texas St.	2	3	69 H	Texas-Arlington	3	0
	</										

Non-Div. I Games:

Texas-San Antonio

Average RPI Win: 256		WON-LOST	WINNING	LAST 10	STRENGTH OF		OPP. STRENGTH	TEAM	ADJ	CONF.	ADJ CONF.
Average RPI Loss: 137		RECORD	PCT. RANK	GAMES	SCHEDULE		OF SCHEDULE	RPI	RPI	RPI	RPI
DIV. I ONLY		18- 9	.66667	72	8- 2		263	255	162	.48137	167
DIV. I NON-CONF.		5- 6	.45455	197	1- 0		301	243	267	.38718	258
TOTALS		RPI 1-25	RPI 26-50		W-L RECORDS		RPI 51-100		RPI 101-150		RPI 150+
18- 9	0- 0	0- 0		OVERALL		0- 4		0- 1		18- 4	
9- 6	0- 0	0- 0		HOME		0- 2		0- 1		9- 3	
7- 2	0- 0	0- 0		AWAY		0- 2		0- 0		7- 0	
2- 1	0- 0	0- 0		NEUTRAL		0- 0		0- 0		2- 1	
5- 6	0- 0	0- 0		NON-CONFERENCE		0- 1		0- 1		5- 4	
3- 5	0- 0	0- 0		HOME		0- 1		0- 1		3- 3	
1- 0	0- 0	0- 0		AWAY		0- 0		0- 0		1- 0	
1- 1	0- 0	0- 0		NEUTRAL		0- 0		0- 0		1- 1	
13- 3	0- 0	0- 0		CONFERENCE		0- 3		0- 0		13- 0	
6- 1	0- 0	0- 0		HOME		0- 1		0- 0		6- 0	
6- 2	0- 0	0- 0		AWAY		0- 2		0- 0		6- 0	
1- 0	0- 0	0- 0		NEUTRAL		0- 0		0- 0		1- 0	
RPI S	Opponent	Score	RPI S	Opponent	Score	RPI S	Opponent	Score	RPI S	Opponent	Score
						63 A American	0	3	117 H Maine	0	3
						63 A American	0	3	164 H Fairfield	1	3
						63 H American	1	3	197 A Navy	3	1
						86 H Syracuse	2	3	197 H Navy	3	0
									202 A Bucknell	3	2
									202 H Bucknell	3	0
									202 N Bucknell	3	1
									210 H Rhode Island	0	3
									227 H St. Peter's	0	3
									243 N Air Force	2	3
									244 H Dartmouth	3	2
									251 A Lafayette	3	1
									251 H Lafayette	3	0
									269 N Citadel	3	0
									270 A Holy Cross	3	0
									270 H Holy Cross	3	0
									277 A Colgate	3	0
									277 H Colgate	3	0
									286 H Fairleigh Dickinson	3	1
									299 A Lehigh	3	1
									299 H Lehigh	3	0
									308 A St. Francis (N.Y.)	3	1
									311 H Wagner	3	0
						LAST 10 GAMES					
						63 A American	0	3	299 A Lehigh	3	1
						202 N Bucknell	3	1	63 H American	1	3
						277 A Colgate	3	0	197 H Navy	3	0
						202 A Bucknell	3	2	270 H Holy Cross	3	0
						251 A Lafayette	3	1	308 A St. Francis (N.Y.)	3	1

Non-Div. I Games:

Army

Average RPI Win:		196	WON-LOST RECORD		WINNING PCT. RANK		LAST 10 GAMES		STRENGTH OF SCHEDULE		OPP. STRENGTH OF SCHEDULE		TEAM RPI		ADJ RPI		CONF. RPI		ADJ CONF. RPI				
Average RPI Loss:		105																					
DIV. I ONLY			10- 16		.38462 208		5- 5		78		131		168		.48089 168		14		15				
DIV. I NON-CONF.			0- 6		0 304		0- 0		79		38		251		.4131 234		19		19				
TOTALS		RPI 1-25		RPI 26-50		W-L RECORDS		RPI 51-100		RPI 101-150		RPI 150+											
10- 16		0- 1		0- 3		OVERALL		1- 4		1- 3		8- 5											
6- 4		0- 0		0- 1		HOME		0- 2		1- 0		5- 1											
4- 8		0- 0		0- 2		AWAY		1- 1		0- 2		3- 3											
0- 4		0- 1		0- 0		NEUTRAL		0- 1		0- 1		0- 1											
0- 6		0- 1		0- 1		NON-CONFERENCE		0- 1		0- 2		0- 1											
0- 0		0- 0		0- 0		HOME		0- 0		0- 0		0- 0											
0- 2		0- 0		0- 1		AWAY		0- 0		0- 1		0- 0											
0- 4		0- 1		0- 0		NEUTRAL		0- 1		0- 1		0- 1											
10- 10		0- 0		0- 2		CONFERENCE		1- 3		1- 1		8- 4											
6- 4		0- 0		0- 1		HOME		0- 2		1- 0		5- 1											
4- 6		0- 0		0- 1		AWAY		1- 1		0- 1		3- 3											
0- 0		0- 0		0- 0		NEUTRAL		0- 0		0- 0		0- 0											
RPI	S	Opponent		Score		RPI	S	Opponent		Score		RPI	S	Opponent		Score							
18	N	Louisville		1 3		27	A	Arizona		0 3		57	A	Stephen F. Austin		3 1							
						34	A	Texas St.		0 3		57	H	Stephen F. Austin		1 3							
						34	H	Texas St.		1 3		60	N	Pepperdine		2 3							
												69	A	Texas-Arlington		2 3							
												69	H	Texas-Arlington		1 3							
												108	N	Georgetown		0 3							
												128	A	McNeese St.		0 3							
												128	H	McNeese St.		3 2							
												138	A	Tulane		0 3							
												158	A	Sam Houston St.		0 3							
												158	H	Sam Houston St.		2 3							
												166	A	Texas-San Antonio		3 0							
												166	H	Texas-San Antonio		3 0							
												205	A	Southeastern La.		1 3							
												205	H	Southeastern La.		3 1							
												207	A	Northwestern St.		0 3							
												207	H	Northwestern St.		3 1							
												212	N	Southern Ill.		0 3							
												254	A	Lamar		3 0							
												254	H	Lamar		3 2							
												259	A	La.-Monroe		3 0							
												259	H	La.-Monroe		3 0							
LAST 10 GAMES																							
158 A Sam Houston St.						0 3						259 H La.-Monroe						3 0					
69 A Texas-Arlington						2 3						207 H Northwestern St.						3 1					
254 H Lamar						3 2						57 H Stephen F. Austin						1 3					
166 H Texas-San Antonio						3 0						205 A Southeastern La.						1 3					
34 H Texas St.						1 3						254 A Lamar						3 0					

Non-Div. I Games:

Nicholls St.

Average RPI Win: 197		WON-LOST	WINNING	LAST 10	STRENGTH OF		OPP. STRENGTH	TEAM	ADJ	CONF.	ADJ CONF.
Average RPI Loss: 111		RECORD	PCT. RANK	GAMES	SCHEDULE		OF SCHEDULE	RPI	RPI	RPI	RPI
DIV. I ONLY		16- 14	.53333	143	231		124	171	.48048	169	11
DIV. I NON-CONF.		11- 2	.84615	15	229		188	94	.5482	97	12
TOTALS		RPI 1-25	RPI 26-50	W-L RECORDS	RPI 51-100		RPI 101-150	RPI 150+			
16- 14	0- 1		0- 2	OVERALL	2- 2		2- 7	12- 2			
9- 5	0- 1		0- 1	HOME	2- 0		1- 3	6- 0			
3- 9	0- 0		0- 1	AWAY	0- 2		1- 4	2- 2			
4- 0	0- 0		0- 0	NEUTRAL	0- 0		0- 0	4- 0			
11- 2	0- 0		0- 0	NON-CONFERENCE	1- 1		1- 1	9- 0			
5- 1	0- 0		0- 0	HOME	1- 0		0- 1	4- 0			
2- 1	0- 0		0- 0	AWAY	0- 1		1- 0	1- 0			
4- 0	0- 0		0- 0	NEUTRAL	0- 0		0- 0	4- 0			
5- 12	0- 1		0- 2	CONFERENCE	1- 1		1- 6	3- 2			
4- 4	0- 1		0- 1	HOME	1- 0		1- 2	2- 0			
1- 8	0- 0		0- 1	AWAY	0- 1		0- 4	1- 2			
0- 0	0- 0		0- 0	NEUTRAL	0- 0		0- 0	0- 0			
RPI S Opponent	Score	RPI S Opponent	Score	RPI S Opponent	Score	RPI S Opponent	Score	RPI S Opponent	Score		
19 H Ohio	0 3	46 A Ball St.	2 3	51 H Western Mich.	3 1	102 H IPFW	2 3	125 A Bowling Green	1 3		
		46 H Ball St.	2 3	55 A Valparaiso	0 3	125 H Bowling Green	1 3	125 H Bowling Green	1 3		
				72 A Marshall	2 3	140 A Middle Tenn.	3 2	141 A Northern Ill.	0 3		
				96 H Dayton	3 2	141 A Northern Ill.	1 3	141 H Northern Ill.	1 3		
						147 H Miami (Ohio)	3 1	148 A Eastern Mich.	1 3		
						153 N Arizona St.	3 0	155 A Kent St.	0 3		
						170 H Cleveland St.	3 0	172 N Austin Peay	3 0		
						196 H Akron	3 1	225 A Buffalo	3 1		
						229 A New Hampshire	3 1	234 H Wis.-Green Bay	3 0		
						237 A Central Mich.	0 3	237 H Central Mich.	3 0		
						245 N Florida Int'l	3 0	268 N Chattanooga	3 0		
						285 H Oakland	3 0	305 H UNC Greensboro	3 0		
		LAST 10 GAMES									
		141 A Northern Ill.	0 3	196 H Akron	3 1						
		46 A Ball St.	2 3	141 H Northern Ill.	1 3						
		141 A Northern Ill.	1 3	170 H Cleveland St.	3 0						
		72 A Marshall	2 3	237 A Central Mich.	0 3						
		225 A Buffalo	3 1	148 A Eastern Mich.	1 3						

Non-Div. I Games:

Toledo

Average RPI Win:	225	WON-LOST	WINNING	LAST 10	STRENGTH OF	OPP. STRENGTH	TEAM	ADJ	CONF.	ADJ CONF.	
Average RPI Loss:	127	RECORD	PCT. RANK	GAMES	SCHEDULE	OF SCHEDULE	RPI	RPI	RPI	RPI	
DIV. I ONLY	15- 13	.53571	138	4- 6	181	235	170	.47964	170	21	20
DIV. I NON-CONF.	7- 4	.63636	114	0- 2	140	255	120	.5208	130	17	17
<hr/>											
TOTALS	RPI 1-25	RPI 26-50		W-L RECORDS		RPI 51-100		RPI 101-150		RPI 150+	
15- 13	0- 0	0- 0		OVERALL		1- 6		2- 4		12- 3	
7- 4	0- 0	0- 0		HOME		0- 2		2- 1		5- 1	
5- 8	0- 0	0- 0		AWAY		0- 3		0- 3		5- 2	
3- 1	0- 0	0- 0		NEUTRAL		1- 1		0- 0		2- 0	
<hr/>											
7- 4	0- 0	0- 0		NON-CONFERENCE		0- 1		2- 2		5- 1	
4- 0	0- 0	0- 0		HOME		0- 0		2- 0		2- 0	
1- 4	0- 0	0- 0		AWAY		0- 1		0- 2		1- 1	
2- 0	0- 0	0- 0		NEUTRAL		0- 0		0- 0		2- 0	
<hr/>											
8- 9	0- 0	0- 0		CONFERENCE		1- 5		0- 2		7- 2	
3- 4	0- 0	0- 0		HOME		0- 2		0- 1		3- 1	
4- 4	0- 0	0- 0		AWAY		0- 2		0- 1		4- 1	
1- 1	0- 0	0- 0		NEUTRAL		1- 1		0- 0		0- 0	
<hr/>											
RPI S	Opponent	Score	RPI S	Opponent	Score	RPI S	Opponent	Score	RPI S	Opponent	Score
						78 A	Wis.-Milwaukee	1 3	106 A	Butler	0 3
						78 H	Wis.-Milwaukee	1 3	106 H	Butler	2 3
						78 N	Wis.-Milwaukee	3 2	125 A	Bowling Green	1 3
						86 A	Syracuse	0 3	131 A	Robert Morris	2 3
						97 A	Loyola (Ill.)	2 3	131 H	Robert Morris	3 0
						97 H	Loyola (Ill.)	1 3	148 H	Eastern Mich.	3 2
						97 N	Loyola (Ill.)	2 3	155 H	Kent St.	3 2
									169 A	Toledo	0 3
									198 H	IUPUI	3 1
									234 A	Wis.-Green Bay	1 3
									234 H	Wis.-Green Bay	3 0
									242 A	Ill.-Chicago	3 1
									242 H	Ill.-Chicago	1 3
									249 A	Wright St.	3 1
									249 H	Wright St.	3 0
									276 A	Youngstown St.	3 0
									276 A	Youngstown St.	3 0
									276 H	Youngstown St.	3 1
									283 N	Siena	3 0
									285 A	Oakland	3 0
			294 N	Manhattan	3 0						
			LAST 10 GAMES								
			97 N	Loyola (Ill.)	2 3	276 H	Youngstown St.	3 1			
			78 N	Wis.-Milwaukee	3 2	131 A	Robert Morris	2 3			
			276 A	Youngstown St.	3 0	106 A	Butler	0 3			
			78 A	Wis.-Milwaukee	1 3	249 A	Wright St.	3 1			
			234 A	Wis.-Green Bay	1 3	169 A	Toledo	0 3			

Non-Div. I Games:

Cleveland St.

Mississippi

Through Games Of 2004 final RPI

Average RPI Win: 178		WON-LOST RECORD		WINNING PCT. RANK		LAST 10 GAMES		STRENGTH OF SCHEDULE		OPP. STRENGTH OF SCHEDULE		TEAM RPI		ADJ RPI		CONF. RPI		ADJ CONF. RPI	
DIV. I ONLY		10- 18		.35714 218		2- 8		108		73		175		.47823 171		4		4	
DIV. I NON-CONF.		8- 4		.66667 87		1- 0		184		170		124		.52159 126		4		4	
TOTALS		RPI 1-25		RPI 26-50		W-L RECORDS		RPI 51-100		RPI 101-150		RPI 150+							
10- 18		0- 3		0- 5		OVERALL		1- 4		4- 6		5- 0							
6- 9		0- 2		0- 2		HOME		0- 2		3- 3		3- 0							
3- 8		0- 1		0- 3		AWAY		1- 2		1- 2		1- 0							
1- 1		0- 0		0- 0		NEUTRAL		0- 0		0- 1		1- 0							
8- 4		0- 0		0- 1		NON-CONFERENCE		0- 1		3- 2		5- 0							
6- 1		0- 0		0- 0		HOME		0- 0		3- 1		3- 0							
1- 2		0- 0		0- 1		AWAY		0- 1		0- 0		1- 0							
1- 1		0- 0		0- 0		NEUTRAL		0- 0		0- 1		1- 0							
2- 14		0- 3		0- 4		CONFERENCE		1- 3		1- 4		0- 0							
0- 8		0- 2		0- 2		HOME		0- 2		0- 2		0- 0							
2- 6		0- 1		0- 2		AWAY		1- 1		1- 2		0- 0							
0- 0		0- 0		0- 0		NEUTRAL		0- 0		0- 0		0- 0							
RPI	S	Opponent		Score		RPI	S	Opponent		Score		RPI	S	Opponent		Score			
8	A	Tennessee		0 3		34	A	Texas St.		1 3		62	A	LSU		3 2			
8	H	Tennessee		0 3		36	H	Georgia		0 3		62	H	LSU		0 3			
10	H	Florida		0 3		42	A	Arkansas		1 3		77	A	South Carolina		0 3			
						44	A	Alabama		0 3		77	H	South Carolina		1 3			
						44	H	Alabama		0 3		94	A	Arkansas St.		0 3			
				</															

Non-Div. I Games:

Mississippi

Average RPI Win:	220	WON-LOST	WINNING	LAST 10	STRENGTH OF	OPP. STRENGTH	TEAM	ADJ	CONF.	ADJ CONF.	
Average RPI Loss:	128	RECORD	PCT. RANK	GAMES	SCHEDULE	OF SCHEDULE	RPI	RPI	RPI	RPI	
DIV. I ONLY	15- 16	.48387	158	6- 4	129	226	161	.47763	172	24	24
DIV. I NON-CONF.	5- 8	.38462	215	1- 0	95	228	179	.47357	184	20	20
<hr/>											
TOTALS	RPI 1-25	RPI 26-50		W-L RECORDS	RPI 51-100		RPI 101-150		RPI 150+		
15- 16	0- 0	0- 0		OVERALL	0- 8		2- 2		13- 6		
8- 3	0- 0	0- 0		HOME	0- 3		1- 0		7- 0		
5- 8	0- 0	0- 0		AWAY	0- 4		1- 0		4- 4		
2- 5	0- 0	0- 0		NEUTRAL	0- 1		0- 2		2- 2		
<hr/>											
5- 8	0- 0	0- 0		NON-CONFERENCE	0- 3		0- 2		5- 3		
2- 1	0- 0	0- 0		HOME	0- 1		0- 0		2- 0		
2- 2	0- 0	0- 0		AWAY	0- 1		0- 0		2- 1		
1- 5	0- 0	0- 0		NEUTRAL	0- 1		0- 2		1- 2		
<hr/>											
10- 8	0- 0	0- 0		CONFERENCE	0- 5		2- 0		8- 3		
6- 2	0- 0	0- 0		HOME	0- 2		1- 0		5- 0		
3- 6	0- 0	0- 0		AWAY	0- 3		1- 0		2- 3		
1- 0	0- 0	0- 0		NEUTRAL	0- 0		0- 0		1- 0		
<hr/>											
RPI S	Opponent	Score	RPI S	Opponent	Score	RPI S	Opponent	Score	RPI S	Opponent	Score
						57 N	Stephen F. Austin	0 3	113 N	Ark.-Little Rock	1 3
						65 A	Eastern Ky.	1 3	140 N	Middle Tenn.	1 3
						65 A	Eastern Ky.	2 3	146 A	Jacksonville St.	3 1
						65 H	Eastern Ky.	0 3	146 H	Jacksonville St.	3 2
						71 H	Western Ky.	0 3	160 A	Belmont	3 1
						94 A	Arkansas St.	0 3	160 H	Belmont	3 0
						100 A	Eastern Ill.	2 3	169 N	Toledo	0 3
						100 H	Eastern Ill.	0 3	176 A	Evansville	1 3
									178 N	Louisiana Tech	1 3
									185 A	Tennessee Tech	1 3
									185 H	Tennessee Tech	3 1
									190 A	Southeast Mo. St.	2 3
									190 H	Southeast Mo. St.	3 2
									190 N	Southeast Mo. St.	3 1
									226 H	Morehead St.	3 1
									235 A	Tenn.-Martin	3 2
									258 A	Murray St.	3 0
									268 N	Chattanooga	3 0
									281 A	Lipscomb	3 0
									281 H	Lipscomb	3 0
									282 A	Samford	2 3
									282 H	Samford	3 1
									291 H	Tennessee St.	3 0
			LAST 10 GAMES								
			65 A	Eastern Ky.	1 3	282 H	Samford	3 1			
			190 N	Southeast Mo. St.	3 1	281 A	Lipscomb	3 0			
			65 A	Eastern Ky.	2 3	258 A	Murray St.	3 0			
			185 A	Tennessee Tech	1 3	235 A	Tenn.-Martin	3 2			
			146 H	Jacksonville St.	3 2	282 A	Samford	2 3			

Non-Div. I Games:

Austin Peay

UC Riverside

Through Games Of 2004 final RPI

Average RPI Win:		200	WON-LOST RECORD		WINNING PCT. RANK		LAST 10 GAMES		STRENGTH OF SCHEDULE		OPP. STRENGTH OF SCHEDULE		TEAM RPI		ADJ RPI		CONF. RPI		ADJ CONF. RPI	
DIV. I ONLY			11- 18		.37931 211		2- 8		140		99		179		.47451 173		9		9	
DIV. I NON-CONF.			8- 3		.72727 57		0- 1		203		173		116		.52597 115		7		7	
TOTALS		RPI 1-25		RPI 26-50		W-L RECORDS		RPI 51-100		RPI 101-150		RPI 150+								
11- 18		0- 3		0- 2		OVERALL		0- 9		3- 3		8- 1								
1- 9		0- 1		0- 1		HOME		0- 4		0- 2		1- 1								
4- 9		0- 2		0- 1		AWAY		0- 5		2- 1		2- 0								
6- 0		0- 0		0- 0		NEUTRAL		0- 0		1- 0		5- 0								
8- 3		0- 1		0- 0		NON-CONFERENCE		0- 1		2- 0		6- 1								
0- 1		0- 0		0- 0		HOME		0- 0		0- 0		0- 1								
2- 2		0- 1		0- 0		AWAY		0- 1		1- 0		1- 0								
6- 0		0- 0		0- 0		NEUTRAL		0- 0		1- 0		5- 0								
3- 15		0- 2		0- 2		CONFERENCE		0- 8		1- 3		2- 0								
1- 8		0- 1		0- 1		HOME		0- 4		0- 2		1- 0								
2- 7		0- 1		0- 1		AWAY		0- 4		1- 1		1- 0								
0- 0		0- 0		0- 0		NEUTRAL		0- 0		0- 0		0- 0								
RPI S	Opponent		Score		RPI S	Opponent		Score		RPI S	Opponent		Score		RPI S	Opponent		Score		
12 A	St. Mary's (Cal.)		0	3	28 A	Long Beach St.		0	3	56 A	Loyola Marymount		0	3	129 N	Hofstra		3	2	
20 A	UC Santa Barb.		0	3	28 H	Long Beach St.		0	3	58 A	UC Irvine		2	3	134 A	San Francisco		3	2	
20 H	UC Santa Barb.		1	3						58 H	UC Irvine		2	3	135 A	Utah St.		1	3	
										64 A	Pacific		0	3	135 H	Utah St.		2	3	
										64 H	Pacific		2	3	142 A	Cal St. Fullerton		3	2	
										83 A	Cal St. Northridge		0	3	142 H	Cal St. Fullerton		0	3	
										83 H	Cal St. Northridge		2	3	174 N	Central Conn. St.		3	0	
										92 A	Idaho		0	3	196 N	Akron		3	0	
										92 H	Idaho		0	3	223 A	Cal Poly		3	0	
															223 H	Cal Poly		3	0	
															240 N	Rider		3	1	
															246 H	UC Davis		2	3	
															246 N	UC Davis		3	1	
															247 A	Northern Ariz.		3	1	
															248 N	Davidson		3	1	
LAST 10 GAMES																				
					28 H	Long Beach St.		0	3	64 H	Pacific		2	3						
					58 H	UC Irvine		2	3	246 H	UC Davis		2	3						
					92 A	Idaho		0	3	142 A	Cal St. Fullerton		3	2						
					135 A	Utah St.		1	3	20 A	UC Santa Barb.		0	3						
					83 H	Cal St. Northridge		2	3	223 A	Cal Poly		3	0						

Non-Div. I Games:

UC Riverside

Average RPI Win:	267	WON-LOST RECORD	WINNING PCT. RANK	LAST 10 GAMES	STRENGTH OF SCHEDULE	OPP. STRENGTH OF SCHEDULE	TEAM RPI	ADJ RPI	CONF. RPI	ADJ CONF. RPI		
DIV. I ONLY		20- 8	.71429	53	6- 4	301	271	182	.47149	174	30	30
DIV. I NON-CONF.		12- 5	.70588	73	1- 1	286	249	177	.47732	180	30	30
<hr/>												
TOTALS	RPI 1-25	RPI 26-50		W-L RECORDS		RPI 51-100		RPI 101-150		RPI 150+		
20- 8	0- 0	0- 0		OVERALL		1- 1		0- 5		19- 2		
6- 1	0- 0	0- 0		HOME		0- 0		0- 1		6- 0		
7- 4	0- 0	0- 0		AWAY		0- 1		0- 2		7- 1		
7- 3	0- 0	0- 0		NEUTRAL		1- 0		0- 2		6- 1		
<hr/>												
12- 5	0- 0	0- 0		NON-CONFERENCE		1- 1		0- 2		11- 2		
3- 0	0- 0	0- 0		HOME		0- 0		0- 0		3- 0		
3- 3	0- 0	0- 0		AWAY		0- 1		0- 1		3- 1		
6- 2	0- 0	0- 0		NEUTRAL		1- 0		0- 1		5- 1		
<hr/>												
8- 3	0- 0	0- 0		CONFERENCE		0- 0		0- 3		8- 0		
3- 1	0- 0	0- 0		HOME		0- 0		0- 1		3- 0		
4- 1	0- 0	0- 0		AWAY		0- 0		0- 1		4- 0		
1- 1	0- 0	0- 0		NEUTRAL		0- 0		0- 1		1- 0		
<hr/>												
RPI	S	Opponent	Score	RPI	S	Opponent	Score	RPI	S	Opponent	Score	
				85 N Delaware 3 2				120 H Long Island 2 3				
				88 A Connecticut 0 3				120 N Long Island 1 3				
								129 N Hofstra 1 3				
								131 A Robert Morris 2 3				
								134 A San Francisco 0 3				
								173 N UC Riverside 0 3				
								189 H Iona 3 0				
								189 N Iona 3 1				
								195 A Seton Hall 0 3				
								246 N UC Davis 3 0				
								270 A Holy Cross 3 0				
								270 N Holy Cross 3 0				
								273 A Marist 3 0				
								273 H Marist 3 0				
								274 A St. Francis (Pa.) 3 0				
								286 A Fairleigh Dickinson 3 1				
								286 N Fairleigh Dickinson 3 0				
								293 N La Salle 3 1				
								296 A Providence 3 1				
								296 N Providence 3 0				
				297 A Quinnipiac 3 0								
				297 A Quinnipiac 3 0								
				301 H Sacred Heart 3 0								
				303 H Hartford 3 0								
				308 H St. Francis (N.Y.) 3 0								
				311 H Wagner 3 0								
				311 H Wagner 3 0								
<hr/>												
				LAST 10 GAMES								
120 N Long Island 1 3				131 A Robert Morris 2 3				301 H Sacred Heart 3 0				
286 N Fairleigh Dickinson 3 0				274 A St. Francis (Pa.) 3 0				303 H Hartford 3 0				
308 H St. Francis (N.Y.) 3 0				88 A Connecticut 0 3				308 H St. Francis (N.Y.) 3 0				
120 H Long Island 2 3				311 H Wagner 3 0				311 H Wagner 3 0				
189 H Iona 3 0				286 A Fairleigh Dickinson 3 1								

Non-Div. I Games:

Central Conn. St.

D
e
P
a
u
l

DePaul					Through Games Of 2004 final RPI							
Average RPI Win: 189		WON-LOST RECORD	WINNING PCT. RANK	LAST 10 GAMES	STRENGTH OF SCHEDULE	OPP. STRENGTH OF SCHEDULE	TEAM RPI	ADJ RPI	CONF. RPI	ADJ CONF. RPI		
Average RPI Loss: 119												
DIV. I ONLY		12- 19	.3871 203	4- 6	107	146	176	.46995 175	13	13		
DIV. I NON-CONF.		7- 10	.41176 208	0- 1	114	181	175	.47968 176	13	13		
<hr/>												
TOTALS		RPI 1-25		RPI 26-50		W-L RECORDS		RPI 51-100		RPI 101-150		RPI 150+
12- 19	0- 1	0- 1		OVERALL		1- 6		3- 5		8- 6		
7- 6	0- 1	0- 0		HOME		1- 4		2- 1		4- 0		
2- 10	0- 0	0- 1		AWAY		0- 2		0- 2		2- 5		
3- 3	0- 0	0- 0		NEUTRAL		0- 0		1- 2		2- 1		
<hr/>												
7- 10	0- 0	0- 0		NON-CONFERENCE		0- 5		1- 3		6- 2		
3- 4	0- 0	0- 0		HOME		0- 3		0- 1		3- 0		
1- 4	0- 0	0- 0		AWAY		0- 2		0- 1		1- 1		
3- 2	0- 0	0- 0		NEUTRAL		0- 0		1- 1		2- 1		
<hr/>												
5- 9	0- 1	0- 1		CONFERENCE		1- 1		2- 2		2- 4		
4- 2	0- 1	0- 0		HOME		1- 1		2- 0		1- 0		
1- 6	0- 0	0- 1		AWAY		0- 0		0- 1		1- 4		
0- 1	0- 0	0- 0		NEUTRAL		0- 0		0- 1		0- 0		
<hr/>												
RPI S	Opponent	Score		RPI S	Opponent	Score		RPI S	Opponent	Score		
18 H	Louisville	1	3	41 A	Marquette	0	3	55 A	Valparaiso	2	3	
				68 H	Cincinnati	0	3	101 A	Memphis	0	3	
				74 H	TCU	3	2	101 N	Memphis	0	3	
				78 H	Wis.-Milwaukee	0	3	102 A	IPFW	0	3	
				79 H	Xavier	2	3	104 H	Northwestern	0	3	
				97 A	Loyola (Ill.)	0	3	123 N	St. John's (N.Y.)	2	3	
				100 H	Eastern Ill.	0	3	132 H	Houston	3	1	
								138 H	Tulane	3	2	
								144 N	Fla. Atlantic	3	0	
								151 A	Charlotte	1	3	
								152 A	St. Louis	1	3	
								176 N	Evansville	3	0	
								180 H	Birmingham-So.	3	0	
								192 A	South Fla.	0	3	
								200 H	Southern Miss.	3	1	
				206 H	Western Ill.	3	0					
				215 A	East Caro.	2	3					
				234 A	Wis.-Green Bay	2	3					
				238 N	Va. Commonwealth	3	1					
				242 N	Ill.-Chicago	2	3					
				248 A	Davidson	3	0					
				250 H	Chicago St.	3	1					
				284 A	UAB	3	0					
<hr/>												
				LAST 10 GAMES								
				101 N	Memphis	0	3	101 A	Memphis	0	3	
				151 A	Charlotte	1	3	152 A	St. Louis	1	3	
				215 A	East Caro.	2	3	78 H	Wis.-Milwaukee	0	3	
				138 H	Tulane	3	2	132 H	Houston	3	1	
				200 H	Southern Miss.	3	1	74 H	TCU	3	2	

D
e
P
a
u
l

Non-Div. I Games:

DePaul

Evansville

Through Games Of 2004 final RPI

Average RPI Win:	219	WON-LOST	WINNING	LAST 10	STRENGTH OF	OPP. STRENGTH	TEAM	ADJ	CONF.	ADJ CONF.			
Average RPI Loss:	98	RECORD	PCT. RANK	GAMES	SCHEDULE	OF SCHEDULE	RPI	RPI	RPI	RPI			
DIV. I ONLY	13- 18	.41935	190	3- 7	139	139	174	.4699	176	10	12		
DIV. I NON-CONF.	7- 6	.53846	158	0- 1	129	232	148	.50181	150	11	11		
<hr/>													
TOTALS	RPI 1-25	RPI 26-50		W-L RECORDS	RPI 51-100		RPI 101-150		RPI 150+				
13- 18	0- 0	0- 2		OVERALL	1- 10		0- 2		12- 4				
7- 8	0- 0	0- 1		HOME	1- 4		0- 1		6- 2				
4- 8	0- 0	0- 1		AWAY	0- 6		0- 0		4- 1				
2- 2	0- 0	0- 0		NEUTRAL	0- 0		0- 1		2- 1				
<hr/>													
7- 6	0- 0	0- 0		NON-CONFERENCE	1- 2		0- 2		6- 2				
4- 2	0- 0	0- 0		HOME	1- 0		0- 1		3- 1				
1- 2	0- 0	0- 0		AWAY	0- 2		0- 0		1- 0				
2- 2	0- 0	0- 0		NEUTRAL	0- 0		0- 1		2- 1				
<hr/>													
6- 12	0- 0	0- 2		CONFERENCE	0- 8		0- 0		6- 2				
3- 6	0- 0	0- 1		HOME	0- 4		0- 0		3- 1				
3- 6	0- 0	0- 1		AWAY	0- 4		0- 0		3- 1				
0- 0	0- 0	0- 0		NEUTRAL	0- 0		0- 0		0- 0				
<hr/>													
RPI	S	Opponent	Score	RPI	S	Opponent	Score	RPI	S	Opponent	Score		
				26	A	Wichita St.	0 3	65	A	Eastern Ky.	0 3		
				26	H	Wichita St.	0 3	66	A	Southwest Mo. St.	0 3		
								66	H	Southwest Mo. St.	0 3		
								67	A	Northern Iowa	0 3		
								67	H	Northern Iowa	0 3		
								70	A	Illinois St.	0 3		
								70	H	Illinois St.	1 3		
								71	A	Western Ky.	0 3		
								95	A	Creighton	1 3		
								95	H	Creighton	0 3		
								100	H	Eastern Ill.	3 2		
										102	H	IPFW	0 3
										123	N	St. John's (N.Y.)	1 3
										154	A	Indiana St.	3 2
										154	H	Indiana St.	3 0
										160	H	Belmont	0 3
										172	H	Austin Peay	3 1
										175	N	DePaul	0 3
										198	A	IUPUI	3 2
										212	A	Southern Ill.	2 3
										212	H	Southern Ill.	2 3
										218	A	Bradley	3 0
										218	H	Bradley	3 0
										250	H	Chicago St.	3 0
										267	A	Drake	3 0
										267	H	Drake	3 1
										281	N	Lipscomb	3 0
										284	H	UAB	3 0
										287	N	East Tenn. St.	3 2
<hr/>													
LAST 10 GAMES													
				26	A	Wichita St.	0 3	67	A	Northern Iowa	0 3		
				66	A	Southwest Mo. St.	0 3	95	H	Creighton	0 3		
				154	H	Indiana St.	3 0	267	H	Drake	3 1		
				70	H	Illinois St.	1 3	71	A	Western Ky.	0 3		
				218	A	Bradley	3 0	212	A	Southern Ill.	2 3		

Non-Div. I Games:

Evansville

Jacksonville

Through Games Of 2004 final RPI

Average RPI Win: 236		WON-LOST RECORD		WINNING PCT. RANK		LAST 10 GAMES		STRENGTH OF SCHEDULE		OPP. STRENGTH OF SCHEDULE		TEAM RPI		ADJ RPI		CONF. RPI		ADJ CONF. RPI	
DIV. I ONLY		15- 13		.53571 138		6- 4		144		266		157		.46935 177		28		28	
DIV. I NON-CONF.		3- 10		.23077 262		1- 4		101		214		219		.42282 227		27		28	
TOTALS		RPI 1-25		RPI 26-50		W-L RECORDS		RPI 51-100		RPI 101-150		RPI 150+							
15- 13		0- 2		0- 1		OVERALL		0- 0		2- 2		13- 8							
6- 2		0- 0		0- 0		HOME		0- 0		0- 1		6- 1							
7- 6		0- 0		0- 1		AWAY		0- 0		1- 1		6- 4							
2- 5		0- 2		0- 0		NEUTRAL		0- 0		1- 0		1- 3							
3- 10		0- 2		0- 1		NON-CONFERENCE		0- 0		0- 2		3- 5							
2- 1		0- 0		0- 0		HOME		0- 0		0- 1		2- 0							
1- 5		0- 0		0- 1		AWAY		0- 0		0- 1		1- 3							
0- 4		0- 2		0- 0		NEUTRAL		0- 0		0- 0		0- 2							
12- 3		0- 0		0- 0		CONFERENCE		0- 0		2- 0		10- 3							
4- 1		0- 0		0- 0		HOME		0- 0		0- 0		4- 1							
6- 1		0- 0		0- 0		AWAY		0- 0		1- 0		5- 1							
2- 1		0- 0		0- 0		NEUTRAL		0- 0		1- 0		1- 1							
RPI	S	Opponent		Score		RPI	S	Opponent		Score		RPI	S	Opponent		Score			
4	N	Stanford		0	3	45	A	Florida A&M		0	3	122	A	Ga. Southern		1	3		
19	N	Ohio		0	3							122	H	Ga. Southern		1	3		
												144	A	Fla. Atlantic		3	2		
												144	N	Fla. Atlantic		3	2		
												160	A	Belmont		1	3		
												160	N	Belmont		3	2		
												187	H	Georgia St.		1	3		
												192	A	South Fla.		2	3		
												194	N	Binghamton		1	3		
												196	N	Akron		0	3		
												201	A	UCF		3	0		
												201	A	UCF		3	0		
												213	A	Furman		0	3		
												224	A	George Washington		1	3		
												232	A	Bethune-Cookman		3	0		
												232	H	Bethune-Cookman		3	0		
												253	H	Mercer		3	1		
												253	N	Mercer		0	3		
												257	A	Troy		3	0		
												265	A	Stetson		3	1		
												265	H	Stetson		3	0		
												278	H	Campbell		3	2		
												281	A	Lipscomb		3	0		
												309	H	Gardner-Webb		3	0		
												315	H	Savannah St.		3	0		
												45	A	Florida A&M		0	3		
LAST 10 GAMES																			
		4	N	Stanford	0	3			122	H	Ga. Southern	1	3						
		160	N	Belmont	3	2			201	A	UCF	3	0						
		144	N	Fla. Atlantic	3	2			144	A	Fla. Atlantic	3	2						
		201	A	UCF	3	0			315	H	Savannah St.	3	0						
		192	A	South Fla.	2	3			45	A	Florida A&M	0	3						

Non-Div. I Games: North Florida 0 3

Jacksonville

Average RPI Win:		210	WON-LOST RECORD		WINNING PCT. RANK		LAST 10 GAMES		STRENGTH OF SCHEDULE		OPP. STRENGTH OF SCHEDULE		TEAM RPI		ADJ RPI		CONF. RPI		ADJ CONF. RPI	
Average RPI Loss:		87																		
DIV. I ONLY			6- 21		.22222 277		1- 9		40		104		191		.46902 178		7		7	
DIV. I NON-CONF.			5- 9		.35714 222		1- 0		64		147		160		.49659 155		8		8	
TOTALS		RPI 1-25		RPI 26-50		W-L RECORDS		RPI 51-100		RPI 101-150		RPI 150+								
6- 21		0- 2		0- 3		OVERALL		0- 7		0- 7		6- 2								
2- 8		0- 1		0- 1		HOME		0- 2		0- 3		2- 1								
1- 9		0- 1		0- 2		AWAY		0- 3		0- 2		1- 1								
3- 4		0- 0		0- 0		NEUTRAL		0- 2		0- 2		3- 0								
5- 9		0- 1		0- 0		NON-CONFERENCE		0- 4		0- 3		5- 1								
1- 2		0- 0		0- 0		HOME		0- 1		0- 0		1- 1								
1- 3		0- 1		0- 0		AWAY		0- 1		0- 1		1- 0								
3- 4		0- 0		0- 0		NEUTRAL		0- 2		0- 2		3- 0								
1- 12		0- 1		0- 3		CONFERENCE		0- 3		0- 4		1- 1								
1- 6		0- 1		0- 1		HOME		0- 1		0- 3		1- 0								
0- 6		0- 0		0- 2		AWAY		0- 2		0- 1		0- 1								
0- 0		0- 0		0- 0		NEUTRAL		0- 0		0- 0		0- 0								
RPI	S	Opponent		Score		RPI	S	Opponent		Score		RPI	S	Opponent		Score				
3	H	Hawaii		0 3		33	A	Rice		0 3		57	H	Stephen F. Austin		1 3				
15	A	Texas		0 3		33	H	Rice		0 3		62	N	LSU		0 3				
						35	A	Nevada		0 3		65	N	Eastern Ky.		0 3				
												90	A	Southern Methodist		0 3				
												90	H	Southern Methodist		1 3				
												93	A	Fresno St.		0 3				
												94	A	Arkansas St.		0 3				

Non-Div. I Games:

Louisiana Tech

Average RPI Win: 216		WON-LOST	WINNING	LAST 10	STRENGTH OF	OPP. STRENGTH	TEAM	ADJ	CONF.	ADJ CONF.					
Average RPI Loss: 54		RECORD	PCT. RANK	GAMES	SCHEDULE	OF SCHEDULE	RPI	RPI	RPI	RPI					
DIV. I ONLY		8- 21	.27586	258	0- 10	87	48	187	.46862	179	3	3			
DIV. I NON-CONF.		7- 2	.77778	41	0- 0	225	210	112	.53202	109	3	3			
<hr/>															
TOTALS		RPI 1-25	RPI 26-50		W-L RECORDS		RPI 51-100		RPI 101-150		RPI 150+				
8- 21	0- 10	0- 3		OVERALL		0- 3		2- 5		6- 0					
0- 11	0- 5	0- 1		HOME		0- 2		0- 3		0- 0					
5- 9	0- 5	0- 1		AWAY		0- 1		2- 2		3- 0					
3- 1	0- 0	0- 1		NEUTRAL		0- 0		0- 0		3- 0					
<hr/>															
7- 2	0- 0	0- 1		NON-CONFERENCE		0- 1		1- 0		6- 0					
0- 1	0- 0	0- 0		HOME		0- 1		0- 0		0- 0					
4- 0	0- 0	0- 0		AWAY		0- 0		1- 0		3- 0					
3- 1	0- 0	0- 1		NEUTRAL		0- 0		0- 0		3- 0					
<hr/>															
1- 19	0- 10	0- 2		CONFERENCE		0- 2		1- 5		0- 0					
0- 10	0- 5	0- 1		HOME		0- 1		0- 3		0- 0					
1- 9	0- 5	0- 1		AWAY		0- 1		1- 2		0- 0					
0- 0	0- 0	0- 0		NEUTRAL		0- 0		0- 0		0- 0					
<hr/>															
RPI	S	Opponent	Score	RPI	S	Opponent	Score	RPI	S	Opponent	Score				
1	A	Nebraska	0 3	33	N	Rice	1 3	54	A	Kansas	0 3	121	A	Texas Tech	0 3
1	H	Nebraska	0 3	49	A	Colorado	0 3	54	H	Kansas	2 3	121	H	Texas Tech	1 3
15	A	Texas	0 3	49	H	Colorado	0 3	67	H	Northern Iowa	1 3	127	A	Oklahoma	3 1
15	H	Texas	0 3									127	H	Oklahoma	0 3
17	A	Texas A&M	0 3									149	A	Auburn	3 2
17	H	Texas A&M	1 3									150	A	Baylor	1 3
22	A	Kansas St.	2 3									150	H	Baylor	1 3
22	H	Kansas St.	1 3									166	A	Texas-San Antonio	3 2
24	A	Missouri	0 3									180	N	Birmingham-So.	3 0
24	H	Missouri	0 3									255	A	UMKC	3 0
												267	A	Drake	3 1
												287	N	East Tenn. St.	3 0
												300	N	Prairie View	3 0
<hr/>															
LAST 10 GAMES															
49 A Colorado 0 3							150 A Baylor 1 3								
15 H Texas 0 3							22 H Kansas St. 1 3								
17 A Texas A&M 0 3							1 H Nebraska 0 3								
121 A Texas Tech 0 3							54 A Kansas 0 3								
24 H Missouri 0 3							127 H Oklahoma 0 3								

Non-Div. I Games:

Iowa St.

Average RPI Win: 246		WON-LOST RECORD		WINNING PCT. RANK		LAST 10 GAMES		STRENGTH OF SCHEDULE		OPP. STRENGTH OF SCHEDULE		TEAM RPI		ADJ RPI		CONF. RPI		ADJ CONF. RPI	
DIV. I ONLY		16- 12		.57143 123		7- 3		234		240		173		.46805 180		19		22	
DIV. I NON-CONF.		6- 6		.5 168		1- 0		285		248		231		.4193 228		24		24	
TOTALS		RPI 1-25		RPI 26-50		W-L RECORDS		RPI 51-100		RPI 101-150		RPI 150+							
16- 12		0- 0		0- 1		OVERALL		0- 3		1- 3		15- 5							
11- 1		0- 0		0- 0		HOME		0- 1		1- 0		10- 0							
4- 7		0- 0		0- 1		AWAY		0- 1		0- 2		4- 3							
1- 4		0- 0		0- 0		NEUTRAL		0- 1		0- 1		1- 2							
6- 6		0- 0		0- 1		NON-CONFERENCE		0- 1		0- 1		6- 3							
4- 0		0- 0		0- 0		HOME		0- 0		0- 0		4- 0							
1- 3		0- 0		0- 1		AWAY		0- 0		0- 1		1- 1							
1- 3		0- 0		0- 0		NEUTRAL		0- 1		0- 0		1- 2							
10- 6		0- 0		0- 0		CONFERENCE		0- 2		1- 2		9- 2							
7- 1		0- 0		0- 0		HOME		0- 1		1- 0		6- 0							
3- 4		0- 0		0- 0		AWAY		0- 1		0- 1		3- 2							
0- 1		0- 0		0- 0		NEUTRAL		0- 0		0- 1		0- 0							
RPI	S	Opponent	Score	RPI	S	Opponent	Score	RPI	S	Opponent	Score	RPI	S	Opponent	Score				
				44	A	Alabama	0 3	53	A	Winthrop	1 3	118	A	Coastal Caro.	0 3				
								53	H	Winthrop	0 3	118	H	Coastal Caro.	3 0				
								100	N	Eastern Ill.	0 3	118	N	Coastal Caro.	2 3				
												149	A	Auburn	0 3				
												175	A	DePaul	0 3				
												179	N	Iowa St.	0 3				
												184	A	Liberty	2 3				
												184	H	Liberty	3 0				
												206	N	Western Ill.	0 3				
												217	A	UNC Asheville	1 3				
												217	H	UNC Asheville	3 0				
												222	A	Charleston So.	3 1				
												222	H	Charleston So.	3 1				
												241	A	High Point	3 0				
												241	H	High Point	3 1				
												241	H	High Point	3 0				
												253	A	Mercer	3 1				
												257	H	Troy	3 0				
												281	H	Lipscomb	3 0				
												282	H	Samford	3 1				
												287	N	East Tenn. St.	3 1				
												289	A	Radford	3 1				
												289	H	Radford	3 0				
												309	H	Gardner-Webb	3 1				
LAST 10 GAMES																			
				118	N	Coastal Caro.	2 3	118	H	Coastal Caro.	3 0	289	H	Radford	3 0				
				241	H	High Point	3 0	222	H	Charleston So.	3 1	309	H	Gardner-Webb	3 1				
				217	H	UNC Asheville	3 0	253	A	Mercer	3 1								
				53	A	Winthrop	1 3	217	A	UNC Asheville	1 3								
				241	A	High Point	3 0	289	A	Radford	3 1								

Non-Div. I Games:

Birmingham-So.

Average RPI Win:		248	WON-LOST RECORD		WINNING PCT. RANK		LAST 10 GAMES		STRENGTH OF SCHEDULE		OPP. STRENGTH OF SCHEDULE		TEAM RPI		ADJ RPI		CONF. RPI		ADJ CONF. RPI	
DIV. I ONLY			11- 17		.39286 200		7- 2		94		228		177		.46507 181		23		23	
DIV. I NON-CONF.			10- 14		.41667 205		6- 1		125		222		182		.46236 195		22		23	
TOTALS		RPI 1-25		RPI 26-50		W-L RECORDS		RPI 51-100		RPI 101-150		RPI 150+								
11- 17		0- 1		0- 1		OVERALL		0- 5		1- 8		10- 2								
0- 1		0- 0		0- 0		HOME		0- 0		0- 1		0- 0								
8- 9		0- 1		0- 1		AWAY		0- 3		0- 3		8- 1								
3- 7		0- 0		0- 0		NEUTRAL		0- 2		1- 4		2- 1								
10- 14		0- 1		0- 1		NON-CONFERENCE		0- 5		1- 5		9- 2								
0- 0		0- 0		0- 0		HOME		0- 0		0- 0		0- 0								
7- 8		0- 1		0- 1		AWAY		0- 3		0- 2		7- 1								
3- 6		0- 0		0- 0		NEUTRAL		0- 2		1- 3		2- 1								
1- 3		0- 0		0- 0		CONFERENCE		0- 0		0- 3		1- 0								
0- 1		0- 0		0- 0		HOME		0- 0		0- 1		0- 0								
1- 1		0- 0		0- 0		AWAY		0- 0		0- 1		1- 0								
0- 1		0- 0		0- 0		NEUTRAL		0- 0		0- 1		0- 0								
RPI	S	Opponent		Score		RPI	S	Opponent		Score		RPI	S	Opponent		Score				
22	A	Kansas St.		0 3		41	A	Marquette		0 3		54	A	Kansas		0 3				
												71	N	Western Ky.		0 3				
												78	A	Wis.-Milwaukee		0 3				
												94	N	Arkansas St.		1 3				
												95	A	Creighton		0 3				
												102	A	IPFW		0 3				
												102	N	IPFW		1 3				
												102	N	IPFW		1 3				
												106	A	Butler		0 3				
												124	A	Northern Colo.		0 3				
												124	H	Northern Colo.		0 3				
												124	N	Northern Colo.		2 3				
												131	N	Robert Morris		3 1				
												133	N	Temple		2 3				
												163	A	Wyoming		0 3				
												216	A	Utah Valley St.		3 0				
												234	A	Wis.-Green Bay		3 2				
												250	A	Chicago St.		3 1				
												255	A	UMKC		3 2				
												256	A	Tex. A&M-Corp. Chris		3 0				
												256	N	Tex. A&M-Corp. Chris		3 1				
												263	A	Tex.-Pan American		3 0				
												263	N	Tex.-Pan American		3 1				
												267	N	Drake		1 3				
												300	A	Prairie View		3 1				
												302	A	Texas Southern		3 0				
LAST 10 GAMES																				
300	A	Prairie View		3 1		102	N	IPFW		1 3										
256	N	Tex. A&M-Corp. Chris		3 1		256	A	Tex. A&M-Corp. Chris		3 0										
124	N	Northern Colo.		2 3		263	A	Tex.-Pan American		3 0										
216	A	Utah Valley St.		3 0		302	A	Texas Southern		3 0										
263	N	Tex.-Pan American		3 1		250	A	Chicago St.		3 1										
Non-Div. I Games:		South Dakota St.		0 3		South Dakota St.		0 3		Minn. St. Moorhead		3 1		South Dakota St.		1 3				
		Dickinson St.		3 0												North Dakota St.				

Average RPI Win:		228	WON-LOST RECORD		WINNING PCT. RANK		LAST 10 GAMES		STRENGTH OF SCHEDULE		OPP. STRENGTH OF SCHEDULE		TEAM RPI		ADJ RPI		CONF. RPI		ADJ CONF. RPI	
Average RPI Loss:		86																		
DIV. I ONLY			9- 17		.34615 222		2- 8		110		141		192		.46473 182		12		10	
DIV. I NON-CONF.			6- 5		.54545 146		0- 0		98		233		129		.52324 119		10		10	
TOTALS		RPI 1-25		RPI 26-50		W-L RECORDS		RPI 51-100		RPI 101-150		RPI 150+								
9- 17		0- 3		0- 3		OVERALL		0- 6		1- 2		8- 3								
7- 7		0- 1		0- 1		HOME		0- 3		1- 1		6- 1								
1- 9		0- 2		0- 1		AWAY		0- 3		0- 1		1- 2								
1- 1		0- 0		0- 1		NEUTRAL		0- 0		0- 0		1- 0								
6- 5		0- 0		0- 1		NON-CONFERENCE		0- 4		1- 0		5- 0								
5- 2		0- 0		0- 0		HOME		0- 2		1- 0		4- 0								
0- 2		0- 0		0- 0		AWAY		0- 2		0- 0		0- 0								
1- 1		0- 0		0- 1		NEUTRAL		0- 0		0- 0		1- 0								
3- 12		0- 3		0- 2		CONFERENCE		0- 2		0- 2		3- 3								
2- 5		0- 1		0- 1		HOME		0- 1		0- 1		2- 1								
1- 7		0- 2		0- 1		AWAY		0- 1		0- 1		1- 2								
0- 0		0- 0		0- 0		NEUTRAL		0- 0		0- 0		0- 0								
RPI	S	Opponent		Score		RPI	S	Opponent		Score		RPI	S	Opponent		Score				
23	A	Colorado St.		0	3	31	A	Utah		1	3	81	A	New Mexico St.		0	3			
23	A	Colorado St.		0	3	31	H	Utah		2	3	81	H	New Mexico St.		1	3			
23	H	Colorado St.		0	3	50	N	Albany (N.Y.)		0	3	85	A	Delaware		0	3			
												87	A	Brigham Young		1	3			
												87	H	Brigham Young		0	3			
												95	H	Creighton		0	3			
														116 A UNLV		0	3			
														116 H UNLV		2	3			
														124 H Northern Colo.		3	2			
														163 A Wyoming		2	3			
														163 H Wyoming		0	3			
														191 H UTEP		3	1			
														203 A San Diego St.		0	3			
														203 H San Diego St.		3	0			
														224 N George Washington		3	1			
														239 H Montana		3	2			
														243 A Air Force		3	0			
														243 H Air Force		3	0			
														280 H Weber St.		3	2			
														303 H Hartford		3	0			
LAST 10 GAMES																				

Non-Div. I Games:

New Mexico

Average RPI Win:	232	WON-LOST	WINNING	LAST 10	STRENGTH OF	OPP. STRENGTH	TEAM	ADJ	CONF.	ADJ CONF.	
Average RPI Loss:	118	RECORD	PCT. RANK	GAMES	SCHEDULE	OF SCHEDULE	RPI	RPI	RPI	RPI	
DIV. I ONLY	15- 16	.48387	158	6- 4	212	178	185	.46339	183	20	19
DIV. I NON-CONF.	8- 8	.5	168	1- 0	177	161	176	.48077	174	15	15
<hr/>											
TOTALS	RPI 1-25	RPI 26-50		W-L RECORDS	RPI 51-100		RPI 101-150		RPI 150+		
15- 16	0- 0	0- 2		OVERALL	1- 5		0- 6		14- 3		
7- 7	0- 0	0- 0		HOME	1- 3		0- 3		6- 1		
6- 7	0- 0	0- 2		AWAY	0- 2		0- 1		6- 2		
2- 2	0- 0	0- 0		NEUTRAL	0- 0		0- 2		2- 0		
<hr/>											
8- 8	0- 0	0- 2		NON-CONFERENCE	0- 1		0- 4		8- 1		
2- 4	0- 0	0- 0		HOME	0- 1		0- 2		2- 1		
4- 2	0- 0	0- 2		AWAY	0- 0		0- 0		4- 0		
2- 2	0- 0	0- 0		NEUTRAL	0- 0		0- 2		2- 0		
<hr/>											
7- 8	0- 0	0- 0		CONFERENCE	1- 4		0- 2		6- 2		
5- 3	0- 0	0- 0		HOME	1- 2		0- 1		4- 0		
2- 5	0- 0	0- 0		AWAY	0- 2		0- 1		2- 2		
0- 0	0- 0	0- 0		NEUTRAL	0- 0		0- 0		0- 0		
<hr/>											
RPI S	Opponent	Score	RPI S	Opponent	Score	RPI S	Opponent	Score	RPI S	Opponent	Score
			39 A	Pittsburgh	0 3	65 H	Eastern Ky.	1 3	110 N	Cornell	1 3
			47 A	Virginia	0 3	79 A	Xavier	1 3	119 N	Penn	1 3
						79 H	Xavier	2 3	126 H	West Virginia	0 3
						96 A	Dayton	0 3	131 H	Robert Morris	1 3
						96 H	Dayton	0 3	133 A	Temple	0 3
						96 H	Dayton	3 1	133 H	Temple	0 3
									187 H	Georgia St.	3 2
									195 H	Seton Hall	3 1
									196 H	Akron	0 3
									202 A	Bucknell	3 1
									210 A	Rhode Island	1 3
									210 H	Rhode Island	3 0
									224 A	George Washington	3 1
									224 H	George Washington	3 0
									227 A	St. Peter's	3 1
									231 A	Fordham	2 3
									231 H	Fordham	3 1
									266 N	Niagara	3 0
									274 A	St. Francis (Pa.)	3 0
									276 A	Youngstown St.	3 2
									289 N	Radford	3 0
									293 A	La Salle	3 1
									293 H	La Salle	3 2
<hr/>											
LAST 10 GAMES											
			96 H	Dayton	0 3	133 A	Temple	0 3			
			96 H	Dayton	3 1	293 A	La Salle	3 1			
			79 H	Xavier	2 3	224 A	George Washington	3 1			
			231 H	Fordham	3 1	274 A	St. Francis (Pa.)	3 0			
			210 H	Rhode Island	3 0	79 A	Xavier	1 3			

Non-Div. I Games:

Duquesne

Average RPI Win:	240	WON-LOST RECORD	WINNING PCT. RANK	LAST 10 GAMES	STRENGTH OF SCHEDULE	OPP. STRENGTH OF SCHEDULE	TEAM RPI	ADJ RPI	CONF. RPI	ADJ CONF. RPI	
Average RPI Loss:	110										
DIV. I ONLY		12- 19	.3871 203	7- 3	120	184	181	.4617 184	19	22	
DIV. I NON-CONF.		4- 11	.26667 246	2- 0	148	103	221	.43606 217	24	24	
<hr/>											
TOTALS	RPI 1-25	RPI 26-50		W-L RECORDS	RPI 51-100		RPI 101-150		RPI 150+		
12- 19	0- 1	0- 2		OVERALL	0- 6		0- 4		12- 6		
6- 5	0- 0	0- 0		HOME	0- 1		0- 1		6- 3		
6- 10	0- 1	0- 1		AWAY	0- 3		0- 3		6- 2		
0- 4	0- 0	0- 1		NEUTRAL	0- 2		0- 0		0- 1		
<hr/>											
4- 11	0- 1	0- 2		NON-CONFERENCE	0- 3		0- 2		4- 3		
2- 2	0- 0	0- 0		HOME	0- 0		0- 0		2- 2		
2- 6	0- 1	0- 1		AWAY	0- 2		0- 2		2- 0		
0- 3	0- 0	0- 1		NEUTRAL	0- 1		0- 0		0- 1		
<hr/>											
8- 8	0- 0	0- 0		CONFERENCE	0- 3		0- 2		8- 3		
4- 3	0- 0	0- 0		HOME	0- 1		0- 1		4- 1		
4- 4	0- 0	0- 0		AWAY	0- 1		0- 1		4- 2		
0- 1	0- 0	0- 0		NEUTRAL	0- 1		0- 0		0- 0		
<hr/>											
RPI S	Opponent	Score		RPI S	Opponent	Score		RPI S	Opponent	Score	
15 A	Texas	0 3		28 A	Long Beach St.	0 3		53 A	Winthrop	0 3	
				31 N	Utah	0 3		53 H	Winthrop	1 3	
								53 N	Winthrop	2 3	
								58 A	UC Irvine	0 3	
								62 N	LSU	1 3	
								99 A	Virginia Tech	1 3	
								105 A	Appalachian St.	0 3	
								118 A	Coastal Caro.	1 3	
								118 H	Coastal Caro.	2 3	
								137 A	James Madison	1 3	
								157 H	William & Mary	2 3	
								178 N	Louisiana Tech	0 3	
								180 A	Birmingham-So.	0 3	
								180 H	Birmingham-So.	3 2	
								185 H	Tennessee Tech	1 3	
								209 A	North Carolina St.	3 1	
								217 A	UNC Asheville	3 0	
								217 A	UNC Asheville	3 0	
								217 H	UNC Asheville	0 3	
								222 A	Charleston So.	3 2	
								222 H	Charleston So.	3 1	
								238 H	Va. Commonwealth	3 0	
								241 A	High Point	2 3	
								241 H	High Point	3 1	
								248 H	Davidson	3 0	
								289 A	Radford	3 0	
								289 H	Radford	3 0	
								305 A	UNC Greensboro	3 0	
LAST 10 GAMES											
				53 N	Winthrop	2 3		222 A	Charleston So.	3 2	
				217 A	UNC Asheville	3 0		241 H	High Point	3 1	
				289 A	Radford	3 0		53 H	Winthrop	1 3	
				305 A	UNC Greensboro	3 0		238 H	Va. Commonwealth	3 0	
				118 A	Coastal Caro.	1 3		217 A	UNC Asheville	3 0	

Non-Div. I Games:

Liberty

Average RPI Win:		218	WON-LOST RECORD		WINNING PCT. RANK	LAST 10 GAMES		STRENGTH OF SCHEDULE		OPP. STRENGTH OF SCHEDULE	TEAM RPI	ADJ RPI	CONF. RPI	ADJ CONF. RPI	
Average RPI Loss:		133													
DIV. I ONLY			12- 16		.42857 183	7- 3		146		201	178	.46165 185	24	24	
DIV. I NON-CONF.			5- 7		.41667 205	1- 0		56		160	133	.51825 135	20	20	
TOTALS		RPI 1-25		RPI 26-50		W-L RECORDS		RPI 51-100		RPI 101-150		RPI 150+			
12- 16		0- 1		0- 0		OVERALL		0- 6		2- 3		10- 6			
6- 4		0- 0		0- 0		HOME		0- 2		1- 1		5- 1			
3- 9		0- 1		0- 0		AWAY		0- 2		0- 1		3- 5			
3- 3		0- 0		0- 0		NEUTRAL		0- 2		1- 1		2- 0			
5- 7		0- 1		0- 0		NON-CONFERENCE		0- 3		1- 2		4- 1			
1- 1		0- 0		0- 0		HOME		0- 0		0- 1		1- 0			
1- 3		0- 1		0- 0		AWAY		0- 1		0- 0		1- 1			
3- 3		0- 0		0- 0		NEUTRAL		0- 2		1- 1		2- 0			
7- 9		0- 0		0- 0		CONFERENCE		0- 3		1- 1		6- 5			
5- 3		0- 0		0- 0		HOME		0- 2		1- 0		4- 1			
2- 6		0- 0		0- 0		AWAY		0- 1		0- 1		2- 4			
0- 0		0- 0		0- 0		NEUTRAL		0- 0		0- 0		0- 0			
RPI S	Opponent	Score		RPI S	Opponent	Score		RPI S	Opponent	Score		RPI S	Opponent	Score	
11 A	Georgia Tech	0 3						65 H	Eastern Ky.	0 3		118 N	Coastal Caro.	1 3	
								71 A	Western Ky.	0 3		126 N	West Virginia	3 2	
								79 N	Xavier	0 3		140 H	Middle Tenn.	0 3	
								96 N	Dayton	1 3		146 A	Jacksonville St.	2 3	
								100 A	Eastern Ill.	1 3		146 H	Jacksonville St.	3 0	
								100 H	Eastern Ill.	1 3		157 N	William & Mary	3 2	
												160 A	Belmont	0 3	
												172 A	Austin Peay	1 3	
												172 H	Austin Peay	3 1	
												184 A	Liberty	3 1	
												190 A	Southeast Mo. St.	2 3	
												190 H	Southeast Mo. St.	3 1	
												226 A	Morehead St.	2 3	
												226 H	Morehead St.	2 3	
												235 A	Tenn.-Martin	0 3	
												248 N	Davidson	3 1	
												258 A	Murray St.	3 2	
												281 H	Lipscomb	3 0	
												282 A	Samford	3 1	
												282 H	Samford	3 0	
												291 H	Tennessee St.	3 0	
				LAST 10 GAMES											
				226 A	Morehead St.	2 3		235 A	Tenn.-Martin	0 3					
				281 H	Lipscomb	3 0		258 A	Murray St.	3 2					
				172 H	Austin Peay	3 1		146 A	Jacksonville St.	2 3					
				282 H	Samford	3 0		282 A	Samford	3 1					
				146 H	Jacksonville St.	3 0		291 H	Tennessee St.	3 0					

Non-Div. I Games:

Tennessee Tech

Average RPI Win: 224		WON-LOST	WINNING	LAST 10	STRENGTH OF		OPP. STRENGTH	TEAM	ADJ	CONF.	ADJ CONF.
Average RPI Loss: 70		RECORD	PCT. RANK	GAMES	SCHEDULE		OF SCHEDULE	RPI	RPI	RPI	RPI
DIV. I ONLY		12- 17	.41379	192	3- 7		232	68	204	.46112	186
DIV. I NON-CONF.		10- 5	.66667	87	1- 1		281	144	172	.48228	172
TOTALS		RPI 1-25	RPI 26-50		W-L RECORDS		RPI 51-100		RPI 101-150		RPI 150+
12- 17	0- 4	0- 3		OVERALL		0- 5		1- 4		11- 1	
5- 6	0- 2	0- 1		HOME		0- 2		0- 1		5- 0	
2- 10	0- 2	0- 2		AWAY		0- 2		0- 3		2- 1	
5- 1	0- 0	0- 0		NEUTRAL		0- 1		1- 0		4- 0	
10- 5	0- 0	0- 1		NON-CONFERENCE		0- 1		1- 2		9- 1	
4- 0	0- 0	0- 0		HOME		0- 0		0- 0		4- 0	
1- 4	0- 0	0- 1		AWAY		0- 0		0- 2		1- 1	
5- 1	0- 0	0- 0		NEUTRAL		0- 1		1- 0		4- 0	
2- 12	0- 4	0- 2		CONFERENCE		0- 4		0- 2		2- 0	
1- 6	0- 2	0- 1		HOME		0- 2		0- 1		1- 0	
1- 6	0- 2	0- 1		AWAY		0- 2		0- 1		1- 0	
0- 0	0- 0	0- 0		NEUTRAL		0- 0		0- 0		0- 0	
RPI S	Opponent	Score	RPI S	Opponent	Score	RPI S	Opponent	Score	RPI S	Opponent	Score
12 A	St. Mary's (Cal.)	0 3	29 A	Santa Clara	1 3	56 A	Loyola Marymount	0 3	109 A	Montana St.	1 3
12 H	St. Mary's (Cal.)	0 3	29 H	Santa Clara	0 3	56 H	Loyola Marymount	1 3	111 A	Oregon St.	0 3
13 A	San Diego	0 3	39 A	Pittsburgh	0 3	60 A	Pepperdine	1 3	115 N	Boise St.	3 2
13 H	San Diego	0 3				60 H	Pepperdine	1 3	134 A	San Francisco	0 3
						92 N	Idaho	0 3	134 H	San Francisco	0 3
									199 A	Washington St.	3 0
									216 H	Utah Valley St.	3 0
									223 H	Cal Poly	3 0
									225 N	Buffalo	3 0
									230 A	Gonzaga	3 1
									230 H	Gonzaga	3 1
									233 A	Portland St.	1 3
									233 H	Portland St.	3 2
									233 N	Portland St.	3 2
									244 N	Dartmouth	3 0
									246 H	UC Davis	3 0
									290 N	Howard	3 0
			LAST 10 GAMES								
			111 A	Oregon St.	0 3	134 A	San Francisco	0 3			
			233 N	Portland St.	3 2	12 A	St. Mary's (Cal.)	0 3			
			230 H	Gonzaga	3 1	13 H	San Diego	0 3			
			56 H	Loyola Marymount	1 3	29 H	Santa Clara	0 3			
			60 H	Pepperdine	1 3	230 A	Gonzaga	3 1			

Non-Div. I Games:

Portland

[illegible]

Non-Div. I Games:

Georgia St.

Stony Brook

Through Games Of 2004 final RPI

Average RPI Win:	239	WON-LOST RECORD	WINNING PCT. RANK	LAST 10 GAMES	STRENGTH OF SCHEDULE	OPP. STRENGTH OF SCHEDULE	TEAM RPI	ADJ RPI	CONF. RPI	ADJ CONF. RPI	
DIV. I ONLY	14- 16	.46667	166	4- 6	189	210	184	.46095	188	17	18
DIV. I NON-CONF.	8- 8	.5	168	0- 0	170	201	180	.4777	179	21	21
<hr/>											
TOTALS	RPI 1-25	RPI 26-50		W-L RECORDS	RPI 51-100		RPI 101-150		RPI 150+		
14- 16	0- 0	0- 2		OVERALL	0- 5		1- 4		13- 5		
5- 3	0- 0	0- 1		HOME	0- 1		1- 0		4- 1		
6- 9	0- 0	0- 1		AWAY	0- 2		0- 3		6- 3		
3- 4	0- 0	0- 0		NEUTRAL	0- 2		0- 1		3- 1		
<hr/>											
8- 8	0- 0	0- 0		NON-CONFERENCE	0- 3		0- 3		8- 2		
1- 0	0- 0	0- 0		HOME	0- 0		0- 0		1- 0		
4- 4	0- 0	0- 0		AWAY	0- 1		0- 2		4- 1		
3- 4	0- 0	0- 0		NEUTRAL	0- 2		0- 1		3- 1		
<hr/>											
6- 8	0- 0	0- 2		CONFERENCE	0- 2		1- 1		5- 3		
4- 3	0- 0	0- 1		HOME	0- 1		1- 0		3- 1		
2- 5	0- 0	0- 1		AWAY	0- 1		0- 1		2- 2		
0- 0	0- 0	0- 0		NEUTRAL	0- 0		0- 0		0- 0		
<hr/>											
RPI S	Opponent	Score	RPI S	Opponent	Score	RPI S	Opponent	Score	RPI S	Opponent	Score
			50 A Albany (N.Y.)	0	3	59 N Towson	1	3	112 A George Mason	1	3
			50 H Albany (N.Y.)	1	3	73 N Rutgers	1	3	117 A Maine	0	3
					88 A Connecticut	0	3	117 H Maine	3	0	
					91 A Northeastern	1	3	120 N Long Island	1	3	
					91 H Northeastern	1	3	123 A St. John's (N.Y.)	1	3	
							164 A Fairfield	1	3		
							189 N Iona	3	2		
							194 A Binghamton	0	3		
							194 H Binghamton	2	3		
							195 H Seton Hall	3	0		
					214 A UMBC	2	3				
					214 H UMBC	3	0				
					225 N Buffalo	1	3				
					229 A New Hampshire	3	1				
					229 H New Hampshire	3	0				
					231 A Fordham	3	2				
					260 N Loyola (Md.)	3	0				
					261 A Canisius	3	0				
					266 A Niagara	3	0				
					270 N Holy Cross	3	0				
					274 A St. Francis (Pa.)	3	1				
					303 A Hartford	3	0				
					303 H Hartford	3	0				
			LAST 10 GAMES								
			91 H Northeastern	1	3	229 H New Hampshire	3	0	303 A Hartford	3	0
			303 H Hartford	3	0	214 A UMBC	2	3			
			194 A Binghamton	0	3	50 H Albany (N.Y.)	1	3			
			50 A Albany (N.Y.)	0	3	194 H Binghamton	2	3			
			117 H Maine	3	0	303 A Hartford	3	0			

Non-Div. I Games:

Stony Brook

[illegible]

Non-Div. I Games:

Iona

RPI	S	Opponent	Score	
308	H	St. Francis (N.Y.)	3	0
311	H	Wagner	3	1
311	N	Wagner	3	0

Iona

I
o
n
a

I
o
n
a

Average RPI Win:		243	WON-LOST RECORD		WINNING PCT. RANK		LAST 10 GAMES		STRENGTH OF SCHEDULE		OPP. STRENGTH OF SCHEDULE		TEAM RPI		ADJ RPI		CONF. RPI		ADJ CONF. RPI										
Average RPI Loss:		108																											
DIV. I ONLY			11- 17		.39286 200		6- 4		160		164		196		.45959 190		24		24										
DIV. I NON-CONF.			2- 9		.18182 279		1- 0		43		95		191		.4753 182		20		20										
TOTALS		RPI 1-25		RPI 26-50		W-L RECORDS		RPI 51-100		RPI 101-150		RPI 150+																	
11- 17		0- 1		0- 2		OVERALL		0- 8		0- 1		11- 5																	
7- 4		0- 0		0- 0		HOME		0- 3		0- 1		7- 0																	
4- 8		0- 1		0- 1		AWAY		0- 3		0- 0		4- 3																	
0- 5		0- 0		0- 1		NEUTRAL		0- 2		0- 0		0- 2																	
2- 9		0- 1		0- 2		NON-CONFERENCE		0- 5		0- 0		2- 1																	
1- 2		0- 0		0- 0		HOME		0- 2		0- 0		1- 0																	
1- 3		0- 1		0- 1		AWAY		0- 1		0- 0		1- 0																	
0- 4		0- 0		0- 1		NEUTRAL		0- 2		0- 0		0- 1																	
9- 8		0- 0		0- 0		CONFERENCE		0- 3		0- 1		9- 4																	
6- 2		0- 0		0- 0		HOME		0- 1		0- 1		6- 0																	
3- 5		0- 0		0- 0		AWAY		0- 2		0- 0		3- 3																	
0- 1		0- 0		0- 0		NEUTRAL		0- 0		0- 0		0- 1																	
RPI	S	Opponent		Score		RPI	S	Opponent		Score		RPI	S	Opponent		Score													
24	A	Missouri		0 3		46	A	Ball St.		0 3		55	N	Valparaiso		0 3		146	H Jacksonville St.	2 3									
						50	N	Albany (N.Y.)		0 3		65	A	Eastern Ky.		0 3		172	A Austin Peay	2 3									
												66	H	Southwest Mo. St.		2 3		172	H Austin Peay	3 2									
												70	N	Illinois St.		0 3		172	N Austin Peay	1 3									
												71	A	Western Ky.		0 3		185	A Tennessee Tech	1 3									
												94	H	Arkansas St.		0 3		185	H Tennessee Tech	3 2									
												100	A	Eastern Ill.		1 3		192	N South Fla.	0 3									
												100	H	Eastern Ill.		1 3		212	A Southern Ill.	3 0									
																		226	A Morehead St.	3 2									
																		235	A Tenn.-Martin	0 3									
																		235	H Tenn.-Martin	3 1									
																		258	A Murray St.	3 0									
																		258	H Murray St.	3 1									
																		267	H Drake	3 0									
																		282	H Samford	3 1									
																		291	A Tennessee St.	3 0									
																		291	H Tennessee St.	3 0									
						LAST 10 GAMES																							
						172 N Austin Peay						1 3						267 H Drake						3 0					
						235 H Tenn.-Martin						3 1						291 H Tennessee St.						3 0					
						258 H Murray St.						3 1						100 A Eastern Ill.						1 3					
						226 A Morehead St.						3 2						258 A Murray St.						3 0					
						65 A Eastern Ky.						0 3						235 A Tenn.-Martin						0 3					

Non-Div. I Games:

Southeast Mo. St.

Average RPI Win: 211		WON-LOST RECORD	WINNING PCT. RANK		LAST 10 GAMES		STRENGTH OF SCHEDULE		OPP. STRENGTH OF SCHEDULE		TEAM RPI	ADJ RPI	CONF. RPI	ADJ CONF. RPI	
Average RPI Loss: 93															
DIV. I ONLY		8- 14	.36364	217	3- 6		155		108		197	.45957	191	7	7
DIV. I NON-CONF.		6- 3	.66667	87	1- 1		261		237		171	.48004	175	8	8
TOTALS		RPI 1-25		RPI 26-50		W-L RECORDS		RPI 51-100		RPI 101-150		RPI 150+			
8- 14	0- 1			0- 3		OVERALL		2- 3		0- 5		6- 2			
3- 6	0- 0			0- 2		HOME		1- 2		0- 2		2- 0			
1- 8	0- 1			0- 1		AWAY		1- 1		0- 3		0- 2			
4- 0	0- 0			0- 0		NEUTRAL		0- 0		0- 0		4- 0			
6- 3	0- 0			0- 0		NON-CONFERENCE		1- 1		0- 1		5- 1			
1- 1	0- 0			0- 0		HOME		0- 1		0- 0		1- 0			
1- 2	0- 0			0- 0		AWAY		1- 0		0- 1		0- 1			
4- 0	0- 0			0- 0		NEUTRAL		0- 0		0- 0		4- 0			
2- 11	0- 1			0- 3		CONFERENCE		1- 2		0- 4		1- 1			
2- 5	0- 0			0- 2		HOME		1- 1		0- 2		1- 0			
0- 6	0- 1			0- 1		AWAY		0- 1		0- 2		0- 1			
0- 0	0- 0			0- 0		NEUTRAL		0- 0		0- 0		0- 0			
RPI S	Opponent	Score		RPI S	Opponent	Score		RPI S	Opponent	Score		RPI S	Opponent	Score	
3	A Hawaii	0 3		33	A Rice	0 3		81	A New Mexico St.	3 1		107	A San Jose St.	0 3	
				33	H Rice	1 3		81	H New Mexico St.	0 3		114	A Tulsa	0 3	
				35	H Nevada	0 3		90	A Southern Methodist	0 3		114	H Tulsa	1 3	
								90	H Southern Methodist	2 3		115	H Boise St.	1 3	
								93	H Fresno St.	3 0		121	A Texas Tech	0 3	
												178	A Louisiana Tech	0 3	
												178	H Louisiana Tech	3 2	
												182	A New Mexico	1 3	
												228	N North Texas	3 0	
												263	H Tex.-Pan American	3 0	
												263	N Tex.-Pan American	3 0	
												280	N Weber St.	3 1	
												303	N Hartford	3 0	
				LAST 10 GAMES											
				90	H Southern Methodist	2 3		115	H Boise St.	1 3					
				178	H Louisiana Tech	3 2		263	H Tex.-Pan American	3 0					
				114	A Tulsa	0 3		93	H Fresno St.	3 0					
				33	A Rice	0 3		35	H Nevada	0 3					
				81	H New Mexico St.	0 3		3	A Hawaii	0 3					

Non-Div. I Games: Western N.M. 3 1 Sul Ross St. 3 0 South Dakota St. 2 3

UTEP

Average RPI Win:		194	WON-LOST RECORD		WINNING PCT. RANK		LAST 10 GAMES		STRENGTH OF SCHEDULE		OPP. STRENGTH OF SCHEDULE		TEAM RPI		ADJ RPI		CONF. RPI		ADJ CONF. RPI				
Average RPI Loss:		107																					
DIV. I ONLY			9- 20		.31034 242		3- 7		97		111		193		.45693 192		13		13				
DIV. I NON-CONF.			4- 11		.26667 246		1- 2		81		110		193		.46321 193		13		13				
TOTALS		RPI 1-25		RPI 26-50		W-L RECORDS		RPI 51-100		RPI 101-150		RPI 150+											
9- 20		0- 2		0- 2		OVERALL		0- 7		1- 4		8- 5											
7- 4		0- 0		0- 2		HOME		0- 1		1- 0		6- 1											
1- 12		0- 2		0- 0		AWAY		0- 5		0- 3		1- 2											
1- 4		0- 0		0- 0		NEUTRAL		0- 1		0- 1		1- 2											
4- 11		0- 1		0- 1		NON-CONFERENCE		0- 5		0- 2		4- 2											
2- 2		0- 0		0- 1		HOME		0- 1		0- 0		2- 0											
1- 6		0- 1		0- 0		AWAY		0- 3		0- 1		1- 1											
1- 3		0- 0		0- 0		NEUTRAL		0- 1		0- 1		1- 1											
5- 9		0- 1		0- 1		CONFERENCE		0- 2		1- 2		4- 3											
5- 2		0- 0		0- 1		HOME		0- 0		1- 0		4- 1											
0- 6		0- 1		0- 0		AWAY		0- 2		0- 2		0- 1											
0- 1		0- 0		0- 0		NEUTRAL		0- 0		0- 0		0- 1											
RPI	S	Opponent		Score		RPI	S	Opponent		Score		RPI	S	Opponent		Score							
10	A	Florida		0	3	41	H	Marquette		1	3	61	A	Miami (Fla.)		0	3	101	H	Memphis	3	2	
18	A	Louisville		0	3	45	H	Florida A&M		1	3	67	A	Northern Iowa		0	3	132	A	Houston	0	3	
												68	A	Cincinnati		0	3	138	A	Tulane	0	3	
												70	N	Illinois St.		0	3	141	N	Northern Ill.	1	3	
												71	A	Western Ky.		0	3	144	A	Fla. Atlantic	1	3	
												74	A	TCU		0	3	151	H	Charlotte	3	0	
												80	H	Florida St.		0	3	152	H	St. Louis	3	0	
																		152	N	St. Louis	2	3	
																		175	H	DePaul	3	0	
																		177	H	Jacksonville	3	2	
																		190	N	Southeast Mo. St.	3	0	
																		200	A	Southern Miss.	0	3	
																		201	A	UCF	1	3	
																		215	H	East Caro.	2	3	
																		218	N	Bradley	1	3	
																		245	H	Florida Int'l	3	1	
																		268	A	Chattanooga	3	0	
																		284	H	UAB	3	0	
						LAST 10 GAMES																	
						61 A Miami (Fla.)						0	3	101 H Memphis						3	2		
						152 N St. Louis						2	3	152 H St. Louis						3	0		
						177 H Jacksonville						3	2	80 H Florida St.						0	3		
						138 A Tulane						0	3	132 A Houston						0	3		
						200 A Southern Miss.						0	3	74 A TCU						0	3		

Non-Div. I Games:

South Fla.

D
e
n
v
e
r

Loss, Non-Conf, S Site, H Home, A Away, N Neutral Page 200

Average RPI Win:	240	WON-LOST	WINNING	LAST 10	STRENGTH OF	OPP. STRENGTH	TEAM	ADJ	CONF.	ADJ CONF.	
Average RPI Loss:	128	RECORD	PCT. RANK	GAMES	SCHEDULE	OF SCHEDULE	RPI	RPI	RPI	RPI	
DIV. I ONLY		17- 17	.5 153	5- 5	220	223	188	.45426 194	17	18	
DIV. I NON-CONF.		10- 9	.52632 165	0- 0	231	234	201	.45283 202	21	21	
<hr/>											
TOTALS	RPI 1-25	RPI 26-50		W-L RECORDS	RPI 51-100		RPI 101-150		RPI 150+		
17- 17	0- 0	0- 3		OVERALL	0- 4		1- 5		16- 5		
7- 4	0- 0	0- 1		HOME	0- 1		1- 1		6- 1		
6- 9	0- 0	0- 2		AWAY	0- 2		0- 3		6- 2		
4- 4	0- 0	0- 0		NEUTRAL	0- 1		0- 1		4- 2		
<hr/>											
10- 9	0- 0	0- 0		NON-CONFERENCE	0- 2		0- 4		10- 3		
3- 1	0- 0	0- 0		HOME	0- 0		0- 1		3- 0		
3- 4	0- 0	0- 0		AWAY	0- 1		0- 2		3- 1		
4- 4	0- 0	0- 0		NEUTRAL	0- 1		0- 1		4- 2		
<hr/>											
7- 8	0- 0	0- 3		CONFERENCE	0- 2		1- 1		6- 2		
4- 3	0- 0	0- 1		HOME	0- 1		1- 0		3- 1		
3- 5	0- 0	0- 2		AWAY	0- 1		0- 1		3- 1		
0- 0	0- 0	0- 0		NEUTRAL	0- 0		0- 0		0- 0		
<hr/>											
RPI S	Opponent	Score	RPI S	Opponent	Score	RPI S	Opponent	Score	RPI S	Opponent	Score
			50 A	Albany (N.Y.)	0 3	69 N	Texas-Arlington	1 3	110 H	Cornell	0 3
			50 A	Albany (N.Y.)	0 3	86 A	Syracuse	1 3	117 A	Maine	2 3
			50 H	Albany (N.Y.)	0 3	91 A	Northeastern	0 3	117 H	Maine	3 2
						91 H	Northeastern	0 3	126 N	West Virginia	0 3
									129 A	Hofstra	0 3
									139 A	Villanova	0 3
									164 N	Fairfield	0 3
									177 N	Jacksonville	3 1
									188 A	Stony Brook	3 2
									188 H	Stony Brook	3 0
									196 N	Akron	3 2
									214 A	UMBC	3 0
									214 H	UMBC	3 2
									224 A	George Washington	1 3
									225 N	Buffalo	0 3
									229 A	New Hampshire	0 3
									229 H	New Hampshire	1 3
									238 N	Va. Commonwealth	3 0
									261 A	Canisius	3 0
									261 N	Canisius	3 0
									266 H	Niagara	3 1
									274 A	St. Francis (Pa.)	3 0
									283 A	Siena	3 2
									286 H	Fairleigh Dickinson	3 1
									303 A	Hartford	3 0
									303 H	Hartford	3 1
									308 H	St. Francis (N.Y.)	3 1
<hr/>											
			LAST 10 GAMES								
			50 A	Albany (N.Y.)	0 3	91 H	Northeastern	0 3	283 A	Siena	3 2
			117 A	Maine	2 3	303 H	Hartford	3 1	286 H	Fairleigh Dickinson	3 1
			229 A	New Hampshire	0 3	50 H	Albany (N.Y.)	0 3	303 A	Hartford	3 0
			188 H	Stony Brook	3 0	214 A	UMBC	3 0	303 H	Hartford	3 1
			214 H	UMBC	3 2	188 A	Stony Brook	3 2	308 H	St. Francis (N.Y.)	3 1

Non-Div. I Games:

Binghamton

Average RPI Win: 214		WON-LOST RECORD		WINNING PCT. RANK		LAST 10 GAMES		STRENGTH OF SCHEDULE		OPP. STRENGTH OF SCHEDULE		TEAM RPI		ADJ RPI		CONF. RPI		ADJ CONF. RPI					
DIV. I ONLY		9- 23		.28125 256		3- 7		60		196		198		.45241 195		8		8					
DIV. I NON-CONF.		7- 15		.31818 230		1- 2		86		264		200		.45033 203		9		9					
TOTALS		RPI 1-25		RPI 26-50		W-L RECORDS		RPI 51-100		RPI 101-150		RPI 150+											
9- 23		0- 1		0- 2		OVERALL		1- 5		1- 8		7- 7											
6- 5		0- 1		0- 1		HOME		0- 1		0- 2		6- 0											
3- 11		0- 0		0- 1		AWAY		1- 3		1- 4		1- 3											
0- 7		0- 0		0- 0		NEUTRAL		0- 1		0- 2		0- 4											
7- 15		0- 0		0- 1		NON-CONFERENCE		0- 2		0- 5		7- 7											
6- 1		0- 0		0- 0		HOME		0- 0		0- 1		6- 0											
1- 7		0- 0		0- 1		AWAY		0- 1		0- 2		1- 3											
0- 7		0- 0		0- 0		NEUTRAL		0- 1		0- 2		0- 4											
2- 8		0- 1		0- 1		CONFERENCE		1- 3		1- 3		0- 0											
0- 4		0- 1		0- 1		HOME		0- 1		0- 1		0- 0											
2- 4		0- 0		0- 0		AWAY		1- 2		1- 2		0- 0											
0- 0		0- 0		0- 0		NEUTRAL		0- 0		0- 0		0- 0											
RPI	S	Opponent		Score		RPI	S	Opponent		Score		RPI	S	Opponent		Score							
16	H	Notre Dame		1	3	39	H	Pittsburgh		0	3	73	A	Rutgers		0	3						
						50	A	Albany (N.Y.)		0	3	82	A	Sacramento St.		0	3						
												85	N	Delaware		0	3						
												86	H	Syracuse		1	3						
												88	A	Connecticut		0	3						
												88	A	Boston College		3	1						
												107	N	San Jose St.		0	3						
												108	A	Georgetown		0	3						
												120	A	Long Island		2	3						
												120	H	Long Island		0	3						
												123	A	St. John's (N.Y.)		3	2						
												126	H	West Virginia		0	3						
												131	A	Robert Morris		1	3						
												139	A	Villanova		1	3						
												145	N	Princeton		2	3						
												151	N	Charlotte		0	3						
												161	N	Oregon		1	3						
												164	A	Fairfield		0	3						
												174	H	Central Conn. St.		3	0						
												183	A	Duquesne		1	3						
												187	N	Georgia St.		0	3						
												188	A	Stony Brook		0	3						
												189	H	Iona		3	0						
												196	N	Akron		1	3						
												231	H	Fordham		3	0						
												240	A	Rider		3	0						
												293	H	La Salle		3	0						
												294	H	Manhattan		3	0						
												297	H	Quinnipiac		3	0						
LAST 10 GAMES																							
108 A Georgetown						0	3	123 A St. John's (N.Y.)						3	2	297 H Quinnipiac						3	0
139 A Villanova						1	3	120 A Long Island						2	3								
39 H Pittsburgh						0	3	88 A Boston College						3	1								
126 H West Virginia						0	3	88 A Connecticut						0	3								
297 H Quinnipiac						3	0	120 H Long Island						0	3								

Non-Div. I Games:

Seton Hall

Average RPI Win:	200	WON-LOST RECORD	WINNING PCT. RANK	LAST 10 GAMES	STRENGTH OF SCHEDULE	OPP. STRENGTH OF SCHEDULE	TEAM RPI	ADJ RPI	CONF. RPI	ADJ CONF. RPI		
DIV. I ONLY		13- 16	.44828	173	2- 8	209	126	194	.45102	196	11	11
DIV. I NON-CONF.		8- 4	.66667	87	0- 0	224	209	152	.49541	156	12	12
<hr/>												
TOTALS	RPI 1-25	RPI 26-50		W-L RECORDS		RPI 51-100		RPI 101-150		RPI 150+		
13- 16	0- 1	0- 1		OVERALL		0- 4		3- 4		10- 6		
3- 6	0- 0	0- 1		HOME		0- 1		1- 3		2- 1		
6- 7	0- 1	0- 0		AWAY		0- 2		2- 1		4- 3		
4- 3	0- 0	0- 0		NEUTRAL		0- 1		0- 0		4- 2		
<hr/>												
8- 4	0- 0	0- 0		NON-CONFERENCE		0- 1		1- 0		7- 3		
1- 0	0- 0	0- 0		HOME		0- 0		0- 0		1- 0		
3- 1	0- 0	0- 0		AWAY		0- 0		1- 0		2- 1		
4- 3	0- 0	0- 0		NEUTRAL		0- 1		0- 0		4- 2		
<hr/>												
5- 12	0- 1	0- 1		CONFERENCE		0- 3		2- 4		3- 3		
2- 6	0- 0	0- 1		HOME		0- 1		1- 3		1- 1		
3- 6	0- 1	0- 0		AWAY		0- 2		1- 1		2- 2		
0- 0	0- 0	0- 0		NEUTRAL		0- 0		0- 0		0- 0		
<hr/>												
RPI S	Opponent	Score	RPI S	Opponent	Score	RPI S	Opponent	Score	RPI S	Opponent	Score	
19 A	Ohio	0 3	46 H	Ball St.	0 3	51 A	Western Mich.	1 3	125 A	Bowling Green	1 3	
						65 N	Eastern Ky.	2 3	125 H	Bowling Green	0 3	
						72 A	Marshall	1 3	131 A	Robert Morris	3 1	
						72 H	Marshall	0 3	141 H	Northern Ill.	3 1	
									147 A	Miami (Ohio)	3 1	
									147 H	Miami (Ohio)	1 3	
									148 H	Eastern Mich.	1 3	
									155 A	Kent St.	3 2	
									155 H	Kent St.	1 3	
									169 A	Toledo	1 3	
									173 N	UC Riverside	0 3	
									177 N	Jacksonville	3 0	
									183 A	Duquesne	3 0	
									194 N	Binghamton	2 3	
									195 N	Seton Hall	3 1	
									224 A	George Washington	0 3	
									225 A	Buffalo	3 1	
									225 H	Buffalo	3 0	
									237 A	Central Mich.	2 3	
									240 N	Rider	3 0	
									247 A	Northern Ariz.	3 0	
									248 N	Davidson	3 0	
									285 H	Oakland	3 0	
<hr/>												
			LAST 10 GAMES									
		125 A	Bowling Green	1	3	72 A	Marshall	1	3			
		155 A	Kent St.	3	2	169 A	Toledo	1	3			
		19 A	Ohio	0	3	225 H	Buffalo	3	0			
		125 H	Bowling Green	0	3	155 H	Kent St.	1	3			
		147 H	Miami (Ohio)	1	3	46 H	Ball St.	0	3			

Non-Div. I Games:

Akron

Average RPI Win: 226		WON-LOST RECORD	WINNING PCT. RANK		LAST 10 GAMES	STRENGTH OF SCHEDULE	OPP. STRENGTH OF SCHEDULE	TEAM RPI	ADJ RPI	CONF. RPI	ADJ CONF. RPI				
Average RPI Loss: 126															
DIV. I ONLY		15- 17	.46875	164	6- 4	192	218	186	.45069	198	27	27			
DIV. I NON-CONF.		6- 11	.35294	224	1- 0	120	139	192	.45938	197	25	25			
<hr/>															
TOTALS		RPI 1-25	RPI 26-50		W-L RECORDS	RPI 51-100		RPI 101-150		RPI 150+					
15- 17	0- 0		0- 1		OVERALL	1- 6		1- 2		13- 8					
7- 5	0- 0		0- 0		HOME	1- 1		0- 0		6- 4					
5- 8	0- 0		0- 1		AWAY	0- 3		0- 1		5- 3					
3- 4	0- 0		0- 0		NEUTRAL	0- 2		1- 1		2- 1					
<hr/>															
6- 11	0- 0		0- 1		NON-CONFERENCE	1- 3		1- 2		4- 5					
2- 3	0- 0		0- 0		HOME	1- 0		0- 0		1- 3					
1- 5	0- 0		0- 1		AWAY	0- 2		0- 1		1- 1					
3- 3	0- 0		0- 0		NEUTRAL	0- 1		1- 1		2- 1					
<hr/>															
9- 6	0- 0		0- 0		CONFERENCE	0- 3		0- 0		9- 3					
5- 2	0- 0		0- 0		HOME	0- 1		0- 0		5- 1					
4- 3	0- 0		0- 0		AWAY	0- 1		0- 0		4- 2					
0- 1	0- 0		0- 0		NEUTRAL	0- 1		0- 0		0- 0					
<hr/>															
RPI	S	Opponent	Score	RPI	S	Opponent	Score	RPI	S	Opponent	Score				
				46	A	Ball St.	0 3	52	N	Col. of Charleston	0 3	102	A	IPFW	1 3
								55	A	Valparaiso	0 3	131	N	Robert Morris	1 3
								55	H	Valparaiso	1 3	148	N	Eastern Mich.	3 0
								55	N	Valparaiso	1 3	152	N	St. Louis	3 2
								68	A	Cincinnati	0 3	154	N	Indiana St.	1 3
								71	H	Western Ky.	3 0	156	H	Indiana	1 3
								78	A	Wis.-Milwaukee	1 3	162	A	Oral Roberts	0 3
												162	H	Oral Roberts	3 1
												170	A	Cleveland St.	1 3
												176	H	Evansville	2 3
												206	A	Western Ill.	3 0
												206	H	Western Ill.	1 3
												218	H	Bradley	1 3
												234	N	Wis.-Green Bay	3 2
												237	A	Central Mich.	3 1
												242	H	Ill.-Chicago	3 1
												250	A	Chicago St.	2 3
												250	H	Chicago St.	3 0
												255	A	UMKC	3 1
												255	H	UMKC	3 0
												285	A	Oakland	3 0
												285	H	Oakland	3 1
												306	A	Centenary (La.)	3 0
												306	H	Centenary (La.)	3 0
<hr/>															
LAST 10 GAMES				LAST 10 GAMES				LAST 10 GAMES				LAST 10 GAMES			

Non-Div. I Games:

IUPUI

Average RPI Win:		150	WON-LOST	WINNING	LAST 10	STRENGTH OF		OPP. STRENGTH	TEAM	ADJ	CONF.	ADJ CONF.
Average RPI Loss:		74	RECORD	PCT. RANK	GAMES	SCHEDULE		OF SCHEDULE	RPI	RPI	RPI	RPI
DIV. I ONLY			5- 26	.16129	290	2- 8		55	43	211	.44848	199
DIV. I NON-CONF.			3- 10	.23077	262	0- 0		123	125	220	.43762	214
TOTALS		RPI 1-25	RPI 26-50		W-L RECORDS		RPI 51-100		RPI 101-150		RPI 150+	
5- 26	1- 8		0- 4		OVERALL		1- 4		0- 5		3- 5	
2- 10	1- 4		0- 2		HOME		0- 0		0- 1		1- 3	
1- 13	0- 4		0- 2		AWAY		0- 2		0- 3		1- 2	
2- 3	0- 0		0- 0		NEUTRAL		1- 2		0- 1		1- 0	
3- 10	0- 1		0- 0		NON-CONFERENCE		1- 4		0- 3		2- 2	
1- 2	0- 1		0- 0		HOME		0- 0		0- 0		1- 1	
0- 5	0- 0		0- 0		AWAY		0- 2		0- 2		0- 1	
2- 3	0- 0		0- 0		NEUTRAL		1- 2		0- 1		1- 0	
2- 16	1- 7		0- 4		CONFERENCE		0- 0		0- 2		1- 3	
1- 8	1- 3		0- 2		HOME		0- 0		0- 1		0- 2	
1- 8	0- 4		0- 2		AWAY		0- 0		0- 1		1- 1	
0- 0	0- 0		0- 0		NEUTRAL		0- 0		0- 0		0- 0	
RPI S	Opponent	Score	RPI S	Opponent	Score	RPI S	Opponent	Score	RPI S	Opponent	Score	
4 A	Stanford	0 3	27 A	Arizona	0 3	56 A	Loyola Marymount	1 3	107 N	San Jose St.	2 3	
4 H	Stanford	0 3	27 H	Arizona	0 3	61 N	Miami (Fla.)	3 2	111 A	Oregon St.	0 3	
6 A	Washington	0 3	32 A	California	0 3	68 N	Cincinnati	1 3	111 H	Oregon St.	1 3	
6 H	Washington	2 3	32 H	California	0 3	86 N	Syracuse	1 3	116 A	UNLV	2 3	
7 A	Southern California	0 3				92 A	Idaho	1 3	116 A	UNLV	0 3	
7 H	Southern California	3 2							153 A	Arizona St.	2 3	
21 A	UCLA	0 3							153 H	Arizona St.	0 3	
21 H	UCLA	0 3							161 A	Oregon	3 2	
23 H	Colorado St.	1 3							161 H	Oregon	0 3	
									186 H	Portland	0 3	
									193 A	Denver	0 3	
									230 H	Gonzaga	3 0	
									289 N	Radford	3 0	
LAST 10 GAMES												
	7 H	Southern California	3 2		153 H	Arizona St.	0 3					
	21 H	UCLA	0 3		6 H	Washington	2 3					
	4 A	Stanford	0 3		111 A	Oregon St.	0 3					
	32 A	California	0 3		161 A	Oregon	3 2					
	27 H	Arizona	0 3		32 H	California	0 3					

Non-Div. I Games:

Washington St.

Average RPI Win:		230	WON-LOST RECORD		WINNING PCT. RANK		LAST 10 GAMES		STRENGTH OF SCHEDULE		OPP. STRENGTH OF SCHEDULE		TEAM RPI		ADJ RPI		CONF. RPI		ADJ CONF. RPI	
DIV. I ONLY			7- 20		.25926 264		2- 8		81		143		207		.44798 200		13		13	
DIV. I NON-CONF.			5- 9		.35714 222		0- 2		67		183		163		.48826 162		13		13	
TOTALS		RPI 1-25		RPI 26-50		W-L RECORDS		RPI 51-100		RPI 101-150		RPI 150+								
7- 20		0- 4		0- 3		OVERALL		0- 2		2- 5		5- 6								
4- 7		0- 1		0- 1		HOME		0- 1		0- 2		4- 2								
1- 10		0- 1		0- 2		AWAY		0- 1		0- 2		1- 4								
2- 3		0- 2		0- 0		NEUTRAL		0- 0		2- 1		0- 0								
5- 9		0- 3		0- 2		NON-CONFERENCE		0- 0		2- 2		3- 2								
2- 3		0- 0		0- 1		HOME		0- 0		0- 1		2- 1								
1- 3		0- 1		0- 1		AWAY		0- 0		0- 0		1- 1								
2- 3		0- 2		0- 0		NEUTRAL		0- 0		2- 1		0- 0								
2- 11		0- 1		0- 1		CONFERENCE		0- 2		0- 3		2- 4								
2- 4		0- 1		0- 0		HOME		0- 1		0- 1		2- 1								
0- 7		0- 0		0- 1		AWAY		0- 1		0- 2		0- 3								
0- 0		0- 0		0- 0		NEUTRAL		0- 0		0- 0		0- 0								
RPI	S	Opponent		Score		RPI	S	Opponent		Score		RPI	S	Opponent		Score				
18	H	Louisville		0 3		41	A	Marquette		0 3		68	H	Cincinnati		1 3				
19	N	Ohio		0 3		44	H	Alabama		0 3		74	A	TCU		1 3				
21	N	UCLA		0 3		45	A	Florida A&M		0 3										
23	A	Colorado St.		0 3																
						LAST 10 GAMES														
						284 H UAB 3 0						68 H Cincinnati 1 3								
						192 H South Fla. 3 0						205 H Southeastern La. 2 3								
						41 A Marquette 0 3						215 A East Caro. 0 3								
						175 A DePaul 1 3						151 A Charlotte 0 3								
						18 H Louisville 0 3						136 H Mississippi St. 0 3								

Non-Div. I Games:

Southern Miss.

Average RPI Win: 243		WON-LOST	WINNING	LAST 10	STRENGTH OF	OPP. STRENGTH	TEAM	ADJ	CONF.	ADJ CONF.							
Average RPI Loss: 126		RECORD	PCT. RANK	GAMES	SCHEDULE	OF SCHEDULE	RPI	RPI	RPI	RPI							
DIV. I ONLY		8- 15	.34783	221	3- 7	109	221	201	.44791	201	28	28					
DIV. I NON-CONF.		3- 9	.25	255	1- 1	49	97	174	.48476	170	27	28					
<hr/>																	
TOTALS		RPI 1-25		RPI 26-50		W-L RECORDS		RPI 51-100		RPI 101-150		RPI 150+					
8- 15		0- 1		0- 2		OVERALL		0- 4		0- 2		8- 6					
6- 4		0- 0		0- 1		HOME		0- 0		0- 1		6- 2					
2- 9		0- 1		0- 0		AWAY		0- 4		0- 0		2- 4					
0- 2		0- 0		0- 1		NEUTRAL		0- 0		0- 1		0- 0					
<hr/>																	
3- 9		0- 1		0- 2		NON-CONFERENCE		0- 4		0- 1		3- 1					
3- 1		0- 0		0- 1		HOME		0- 0		0- 0		3- 0					
0- 6		0- 1		0- 0		AWAY		0- 4		0- 0		0- 1					
0- 2		0- 0		0- 1		NEUTRAL		0- 0		0- 1		0- 0					
<hr/>																	
5- 6		0- 0		0- 0		CONFERENCE		0- 0		0- 1		5- 5					
3- 3		0- 0		0- 0		HOME		0- 0		0- 1		3- 2					
2- 3		0- 0		0- 0		AWAY		0- 0		0- 0		2- 3					
0- 0		0- 0		0- 0		NEUTRAL		0- 0		0- 0		0- 0					
<hr/>																	
RPI	S	Opponent		Score		RPI	S	Opponent		Score		RPI	S	Opponent		Score	
11	A	Georgia Tech		0	3	33	N	Rice		0	3	62	A	LSU		1	3
						36	H	Georgia		0	3	62	A	LSU		0	3
												80	A	Florida St.		0	3
												87	A	Brigham Young		0	3

Non-Div. I Games:

UCF

Average RPI Win:	270	WON-LOST RECORD	WINNING PCT. RANK	LAST 10 GAMES	STRENGTH OF SCHEDULE	OPP. STRENGTH OF SCHEDULE	TEAM RPI	ADJ RPI	CONF. RPI	ADJ CONF. RPI					
Average RPI Loss:	148														
DIV. I ONLY		14- 13	.51852	146	4- 6	242	267	203	.44766	202	26	26			
DIV. I NON-CONF.		6- 6	.5	168	0- 1	243	266	209	.44823	204	28	27			
<hr/>															
TOTALS	RPI 1-25	RPI 26-50		W-L RECORDS		RPI 51-100		RPI 101-150		RPI 150+					
14- 13	0- 0	0- 0		OVERALL		0- 2		0- 4		14- 7					
7- 5	0- 0	0- 0		HOME		0- 1		0- 2		7- 2					
4- 5	0- 0	0- 0		AWAY		0- 1		0- 0		4- 4					
3- 3	0- 0	0- 0		NEUTRAL		0- 0		0- 2		3- 1					
<hr/>															
6- 6	0- 0	0- 0		NON-CONFERENCE		0- 0		0- 4		6- 2					
2- 3	0- 0	0- 0		HOME		0- 0		0- 2		2- 1					
1- 1	0- 0	0- 0		AWAY		0- 0		0- 0		1- 1					
3- 2	0- 0	0- 0		NEUTRAL		0- 0		0- 2		3- 0					
<hr/>															
8- 7	0- 0	0- 0		CONFERENCE		0- 2		0- 0		8- 5					
5- 2	0- 0	0- 0		HOME		0- 1		0- 0		5- 1					
3- 4	0- 0	0- 0		AWAY		0- 1		0- 0		3- 3					
0- 1	0- 0	0- 0		NEUTRAL		0- 0		0- 0		0- 1					
<hr/>															
RPI S	Opponent	Score	RPI S	Opponent	Score	RPI S	Opponent	Score	RPI S	Opponent	Score				
						63 A	American	0	3	110 H	Cornell	0	3		
						63 H	American	1	3	119 H	Penn	0	3		
												137 N	James Madison	0	3
												145 N	Princeton	1	3
												151 A	Charlotte	1	3
												167 A	Army	0	3
												167 H	Army	2	3
												167 N	Army	1	3
												183 H	Duquesne	1	3
												197 A	Navy	1	3
												197 H	Navy	3	1
												222 N	Charleston So.	3	2
												251 A	Lafayette	2	3
												251 H	Lafayette	3	2
												264 A	Morgan St.	3	0
												266 H	Niagara	3	1
												270 A	Holy Cross	3	1
												270 H	Holy Cross	3	2
												274 H	St. Francis (Pa.)	3	2
												277 A	Colgate	3	1
277 H	Colgate	3	0												
												299 A	Lehigh	3	0
						299 H	Lehigh	3	0						
						308 N	St. Francis (N.Y.)	3	0						
						311 N	Wagner	3	0						
						LAST 10 GAMES			LAST 10 GAMES						
						167 N	Army	1	3	251 H	Lafayette	3	2		
270 H	Holy Cross	3	2	299 H	Lehigh	3	0								
167 H	Army	2	3	119 H	Penn	0	3								
197 A	Navy	1	3	277 H	Colgate	3	0								
63 A	American	0	3	167 A	Army	0	3								

Non-Div. I Games:

Bucknell

[illegible]

Non-Div. I Games:

Elon

Average RPI Win: Average RPI Loss:	240 132	WON-LOST RECORD	WINNING PCT. RANK	LAST 10 GAMES		STRENGTH OF SCHEDULE	OPP. STRENGTH OF SCHEDULE	TEAM RPI	ADJ RPI	CONF. RPI	ADJ CONF. RPI
DIV. I ONLY		15- 16	.48387 158	5- 5		245	194	202	.4422 205	14	15
DIV. I NON-CONF.		8- 3	.72727 57	2- 0		305	268	207	.44677 205	19	19
TOTALS	RPI 1-25	RPI 26-50		W-L RECORDS		RPI 51-100		RPI 101-150		RPI 150+	
15- 16	0- 0	0- 2		OVERALL		0- 4		0- 2		15- 8	
6- 6	0- 0	0- 1		HOME		0- 2		0- 1		6- 2	
6- 10	0- 0	0- 1		AWAY		0- 2		0- 1		6- 6	
3- 0	0- 0	0- 0		NEUTRAL		0- 0		0- 0		3- 0	
8- 3	0- 0	0- 0		NON-CONFERENCE		0- 0		0- 0		8- 3	
1- 1	0- 0	0- 0		HOME		0- 0		0- 0		1- 1	
4- 2	0- 0	0- 0		AWAY		0- 0		0- 0		4- 2	
3- 0	0- 0	0- 0		NEUTRAL		0- 0		0- 0		3- 0	
7- 13	0- 0	0- 2		CONFERENCE		0- 4		0- 2		7- 5	
5- 5	0- 0	0- 1		HOME		0- 2		0- 1		5- 1	
2- 8	0- 0	0- 1		AWAY		0- 2		0- 1		2- 4	
0- 0	0- 0	0- 0		NEUTRAL		0- 0		0- 0		0- 0	
RPI S Opponent	Score	RPI S Opponent	Score	RPI S Opponent	Score	RPI S Opponent	Score	RPI S Opponent	Score		
		34 A Texas St.	0 3	57 A Stephen F. Austin	1 3	128 A McNeese St.	1 3				
		34 H Texas St.	1 3	57 H Stephen F. Austin	0 3	128 H McNeese St.	2 3				
				69 A Texas-Arlington	0 3	158 A Sam Houston St.	1 3				
				69 H Texas-Arlington	0 3	158 H Sam Houston St.	1 3				
						165 A New Orleans	1 3				
						166 A Texas-San Antonio	1 3				
						166 H Texas-San Antonio	3 1				
						168 A Nicholls St.	1 3				
						168 H Nicholls St.	3 1				
						200 A Southern Miss.	3 2				
						207 A Northwestern St.	0 3				
						207 H Northwestern St.	3 0				
						208 A Grambling	3 1				
						245 A Florida Int'l	1 3				
						245 A Florida Int'l	3 1				
						252 A Jackson St.	3 0				
						254 A Lamar	3 2				
						254 H Lamar	3 2				
						257 N Troy	3 1				
						259 A La.-Monroe	3 0				
						259 H La.-Monroe	3 0				
		LAST 10 GAMES				262 H La.-Lafayette	1 3				
		69 A Texas-Arlington	0 3	252 A Jackson St.	3 0	264 N Morgan St.	3 0				
		158 A Sam Houston St.	1 3	207 H Northwestern St.	3 0	298 H Alcorn St.	3 0				
		128 H McNeese St.	2 3	259 H La.-Monroe	3 0	306 N Centenary (La.)	3 0				
		34 H Texas St.	1 3	200 A Southern Miss.	3 2						
		166 H Texas-San Antonio	3 1	57 H Stephen F. Austin	0 3						

Non-Div. I Games:

Southeastern La.

Average RPI Win:	238	WON-LOST RECORD	WINNING PCT. RANK	LAST 10 GAMES	STRENGTH OF SCHEDULE	OPP. STRENGTH OF SCHEDULE	TEAM RPI	ADJ RPI	CONF. RPI	ADJ CONF. RPI	
DIV. I ONLY		13- 17	.43333 180	5- 5	218	204	209	.44217 206	27	27	
DIV. I NON-CONF.		4- 11	.26667 246	1- 1	133	111	213	.44403 209	25	25	
<hr/>											
TOTALS	RPI 1-25	RPI 26-50		W-L RECORDS	RPI 51-100		RPI 101-150		RPI 150+		
13- 17	0- 0	0- 0		OVERALL	0- 7		1- 4		12- 6		
6- 2	0- 0	0- 0		HOME	0- 1		0- 0		6- 1		
5- 9	0- 0	0- 0		AWAY	0- 3		0- 2		5- 4		
2- 6	0- 0	0- 0		NEUTRAL	0- 3		1- 2		1- 1		
<hr/>											
4- 11	0- 0	0- 0		NON-CONFERENCE	0- 5		1- 4		3- 2		
1- 0	0- 0	0- 0		HOME	0- 0		0- 0		1- 0		
1- 5	0- 0	0- 0		AWAY	0- 2		0- 2		1- 1		
2- 6	0- 0	0- 0		NEUTRAL	0- 3		1- 2		1- 1		
<hr/>											
9- 6	0- 0	0- 0		CONFERENCE	0- 2		0- 0		9- 4		
5- 2	0- 0	0- 0		HOME	0- 1		0- 0		5- 1		
4- 4	0- 0	0- 0		AWAY	0- 1		0- 0		4- 3		
0- 0	0- 0	0- 0		NEUTRAL	0- 0		0- 0		0- 0		
<hr/>											
RPI S	Opponent	Score	RPI S	Opponent	Score	RPI S	Opponent	Score	RPI S	Opponent	Score
						55 A	Valparaiso	0 <div>3</div>	103 N	Kentucky	0 <div>3</div>
						55 H	Valparaiso	0 <div>3</div>	106 A	Butler	1 <div>3</div>
						66 A	Southwest Mo. St.	0 <div>3</div>	140 N	Middle Tenn.	3 0
						67 A	Northern Iowa	0 <div>3</div>	141 A	Northern Ill.	0 <div>3</div>
						79 N	Xavier	1 <div>3</div>	146 N	Jacksonville St.	1 <div>3</div>
						93 N	Fresno St.	0 <div>3</div>	162 A	Oral Roberts	1 <div>3</div>
						100 N	Eastern Ill.	1 <div>3</div>	162 A	Oral Roberts	1 <div>3</div>
									162 H	Oral Roberts	3 2
									175 A	DePaul	0 <div>3</div>
									180 N	Birmingham-So.	3 0
									198 A	IUPUI	3 1
									198 H	IUPUI	0 <div>3</div>
									218 N	Bradley	1 <div>3</div>
									242 H	Ill.-Chicago	3 2
									250 A	Chicago St.	3 1
									250 H	Chicago St.	3 0
									255 A	UMKC	3 2
									255 H	UMKC	3 0
									267 A	Drake	3 0
									285 A	Oakland	2 <div>3</div>
									285 H	Oakland	3 0
									306 A	Centenary (La.)	3 0
									306 H	Centenary (La.)	3 0
LAST 10 GAMES											
						162 A	Oral Roberts	1 <div>3</div>	242 H	Ill.-Chicago	3 2
						255 H	UMKC	3 0	55 A	Valparaiso	0 <div>3</div>
						67 A	Northern Iowa	0 <div>3</div>	285 A	Oakland	2 <div>3</div>
						306 H	Centenary (La.)	3 0	250 H	Chicago St.	3 0
						162 H	Oral Roberts	3 2	198 H	IUPUI	0 <div>3</div>

Non-Div. I Games:

Western Ill.

Average RPI Win: 233		WON-LOST	WINNING	LAST 10	STRENGTH OF		OPP. STRENGTH	TEAM	ADJ	CONF.	ADJ CONF.
Average RPI Loss: 115		RECORD	PCT. RANK	GAMES	SCHEDULE		OF SCHEDULE	RPI	RPI	RPI	RPI
DIV. I ONLY		12- 19	.3871	203	2- 8		176	157	205	.44214	207
DIV. I NON-CONF.		4- 7	.36364	219	0- 2		273	171	250	.40214	246
TOTALS		RPI 1-25	RPI 26-50		W-L RECORDS		RPI 51-100		RPI 101-150		RPI 150+
12- 19	0- 0	0- 2		OVERALL		0- 6		1- 5		11- 6	
6- 4	0- 0	0- 1		HOME		0- 2		1- 0		5- 1	
4- 12	0- 0	0- 1		AWAY		0- 3		0- 3		4- 5	
2- 3	0- 0	0- 0		NEUTRAL		0- 1		0- 2		2- 0	
4- 7	0- 0	0- 0		NON-CONFERENCE		0- 2		0- 4		4- 1	
0- 0	0- 0	0- 0		HOME		0- 0		0- 0		0- 0	
2- 4	0- 0	0- 0		AWAY		0- 1		0- 2		2- 1	
2- 3	0- 0	0- 0		NEUTRAL		0- 1		0- 2		2- 0	
8- 12	0- 0	0- 2		CONFERENCE		0- 4		1- 1		7- 5	
6- 4	0- 0	0- 1		HOME		0- 2		1- 0		5- 1	
2- 8	0- 0	0- 1		AWAY		0- 2		0- 1		2- 4	
0- 0	0- 0	0- 0		NEUTRAL		0- 0		0- 0		0- 0	
RPI S	Opponent	Score	RPI S	Opponent	Score	RPI S	Opponent	Score	RPI S	Opponent	Score
			34 A	Texas St.	0 3	57 A	Stephen F. Austin	0 3	114 N	Tulsa	0 3
			34 H	Texas St.	1 3	57 H	Stephen F. Austin	1 3	128 A	McNeese St.	1 3
						69 A	Texas-Arlington	1 3	128 H	McNeese St.	3 2
						69 H	Texas-Arlington	0 3	132 A	Houston	1 3
						74 N	TCU	0 3	136 N	Mississippi St.	0 3
						81 A	New Mexico St.	0 3	150 A	Baylor	0 3
									158 A	Sam Houston St.	0 3
									158 H	Sam Houston St.	3 2
									166 A	Texas-San Antonio	1 3
									166 H	Texas-San Antonio	1 3
									168 A	Nicholls St.	1 3
									168 H	Nicholls St.	3 0
									178 A	Louisiana Tech	0 3
									205 A	Southeastern La.	0 3
									205 H	Southeastern La.	3 0
									243 N	Air Force	3 2
									254 A	Lamar	3 2
									254 H	Lamar	3 0
									259 A	La.-Monroe	3 0
									259 H	La.-Monroe	3 0
									262 A	La.-Lafayette	3 1
									302 N	Texas Southern	3 0
									306 A	Centenary (La.)	3 1
LAST 10 GAMES			166 H	Texas-San Antonio	1 3	178 A	Louisiana Tech	0 3			
			34 H	Texas St.	1 3	205 A	Southeastern La.	0 3			
			57 H	Stephen F. Austin	1 3	168 A	Nicholls St.	1 3			
			254 A	Lamar	3 2	132 A	Houston	1 3			
			128 A	McNeese St.	1 3	158 H	Sam Houston St.	3 2			

Non-Div. I Games: South Dakota St. 0 3

Northwestern St.

Average RPI Win: 276		WON-LOST RECORD	WINNING PCT. RANK	LAST 10 GAMES	STRENGTH OF SCHEDULE	OPP. STRENGTH OF SCHEDULE	TEAM RPI	ADJ RPI	CONF. RPI	ADJ CONF. RPI	
Average RPI Loss: 182											
DIV. I ONLY		28- 14	.66667 72	6- 2	284	297	189	.4415 208	33	33	
DIV. I NON-CONF.		4- 12	.25 255	1- 0	308	204	300	.3084 300	33	33	
TOTALS		RPI 1-25	RPI 26-50		W-L RECORDS		RPI 51-100		RPI 101-150		RPI 150+
28- 14	0- 0		0- 0		OVERALL		0- 1		1- 5		27- 8
8- 2	0- 0		0- 0		HOME		0- 0		0- 0		8- 2
9- 4	0- 0		0- 0		AWAY		0- 1		0- 1		9- 2
11- 8	0- 0		0- 0		NEUTRAL		0- 0		1- 4		10- 4
4- 12	0- 0		0- 0		NON-CONFERENCE		0- 1		0- 3		4- 8
1- 2	0- 0		0- 0		HOME		0- 0		0- 0		1- 2
1- 4	0- 0		0- 0		AWAY		0- 1		0- 1		1- 2
2- 6	0- 0		0- 0		NEUTRAL		0- 0		0- 2		2- 4
24- 2	0- 0		0- 0		CONFERENCE		0- 0		1- 2		23- 0
7- 0	0- 0		0- 0		HOME		0- 0		0- 0		7- 0
8- 0	0- 0		0- 0		AWAY		0- 0		0- 0		8- 0
9- 2	0- 0		0- 0		NEUTRAL		0- 0		1- 2		8- 0
RPI S	Opponent	Score	RPI S	Opponent	Score	RPI S	Opponent	Score	RPI S	Opponent	Score
						74 A	TCU	1 3	114 A	Tulsa	0 3
									127 N	Oklahoma	0 3
									134 N	San Francisco	0 3
									143 N	Alabama A&M	1 3
									143 N	Alabama A&M	0 3
									143 N	Alabama A&M	3 2
									159 N	Iowa	0 3
									187 N	Georgia St.	0 3
									205 H	Southeastern La.	1 3
									221 A	Mississippi Val.	3 0
									221 H	Mississippi Val.	3 1
									221 N	Mississippi Val.	3 1
									221 N	Mississippi Val.	3 0
									221 N	Mississippi Val.	3 2
									222 N	Charleston So.	1 3
									252 A	Jackson St.	3 1
									252 H	Jackson St.	3 0
									252 N	Jackson St.	3 0
									254 A	Lamar	0 3
									259 H	La.-Monroe	2 3
									259 N	La.-Monroe	2 3
									263 A	Tex.-Pan American	0 3
									280 N	Weber St.	3 2
									296 N	Providence	3 1
									298 A	Alcorn St.	3 1
									298 H	Alcorn St.	3 0
									298 N	Alcorn St.	3 0
Non-Div. I Games:			Xavier (LA)			Xavier (LA)			Grinnell		
			3	1		3	0		Central St. (OH)		
									3	0	
									Grambling		

RPI	S	Opponent	Score	
300	A	Prairie View	3	2
300	H	Prairie View	3	1
300	N	Prairie View	3	0
300	N	Prairie View	3	0
302	A	Texas Southern	3	0
302	A	Texas Southern	3	0
302	N	Texas Southern	3	1
304	A	Southern U.	3	1
304	H	Southern U.	3	0
306	A	Centenary (La.)	3	1
306	H	Centenary (La.)	3	2
307	H	Alabama St.	3	0
313	A	Ark.-Pine Bluff	3	0
313	H	Ark.-Pine Bluff	3	0

Grambling

G
r
a
m
b
l
i
n
g

G
r
a
m
b
l
i
n
g

Average RPI Win: 254		WON-LOST	WINNING	LAST 10	STRENGTH OF		OPP. STRENGTH	TEAM	ADJ	CONF.	ADJ CONF.			
Average RPI Loss: 85		RECORD	PCT. RANK	GAMES	SCHEDULE		OF SCHEDULE	RPI	RPI	RPI	RPI			
DIV. I ONLY		10- 21	.32258	235	0- 10		173	110	219	.43993	209	5	5	
DIV. I NON-CONF.		10- 4	.71429	66	0- 1		289	276	184	.46653	190	5	6	
<hr/>														
TOTALS		RPI 1-25		RPI 26-50		W-L RECORDS		RPI 51-100		RPI 101-150		RPI 150+		
10- 21		0- 2		0- 6		OVERALL		0- 9		1- 1		9- 3		
6- 10		0- 1		0- 3		HOME		0- 4		0- 0		6- 2		
1- 10		0- 1		0- 3		AWAY		0- 5		0- 1		1- 0		
3- 1		0- 0		0- 0		NEUTRAL		0- 0		1- 0		2- 1		
10- 4		0- 0		0- 0		NON-CONFERENCE		0- 0		1- 1		9- 3		
6- 2		0- 0		0- 0		HOME		0- 0		0- 0		6- 2		
1- 1		0- 0		0- 0		AWAY		0- 0		0- 1		1- 0		
3- 1		0- 0		0- 0		NEUTRAL		0- 0		1- 0		2- 1		
0- 17		0- 2		0- 6		CONFERENCE		0- 9		0- 0		0- 0		
0- 8		0- 1		0- 3		HOME		0- 4		0- 0		0- 0		
0- 9		0- 1		0- 3		AWAY		0- 5		0- 0		0- 0		
0- 0		0- 0		0- 0		NEUTRAL		0- 0		0- 0		0- 0		
RPI	S	Opponent		Score	RPI	S	Opponent		Score	RPI	S	Opponent		Score
11	A	Georgia Tech		0 3	38	A	Duke		0 3	61	A	Miami (Fla.)		0 3
11	H	Georgia Tech		0 3	40	H	Maryland		0 3	61	H	Miami (Fla.)		0 3
					43	A	North Carolina		0 3	76	A	Clemson		0 3
					43	H	North Carolina		0 3	76	H	Clemson		0 3
					47	A	Virginia		1 3	80	A	Florida St.		0 3
					47	H	Virginia		1 3	80	H	Florida St.		0 3
										98	A	Wake Forest		0 3
										99	A	Virginia Tech		2 3
										99	H	Virginia Tech		2 3

Non-Div. I Games:

North Carolina St.

Average RPI Win: 220		WON-LOST	WINNING	LAST 10	STRENGTH OF		OPP. STRENGTH	TEAM	ADJ	CONF.	ADJ CONF.
Average RPI Loss: 126		RECORD	PCT. RANK	GAMES	SCHEDULE		OF SCHEDULE	RPI	RPI	RPI	RPI
DIV. I ONLY		9- 17	.34615	222	1- 9		165	169	215	.4397	210
DIV. I NON-CONF.		5- 7	.41667	205	0- 1		80	138	153	.50375	147
TOTALS		RPI 1-25	RPI 26-50		W-L RECORDS		RPI 51-100		RPI 101-150		RPI 150+
9- 17	0- 1	0- 0		OVERALL		0- 9		1- 2		8- 5	
6- 6	0- 0	0- 0		HOME		0- 5		1- 1		5- 0	
2- 8	0- 0	0- 0		AWAY		0- 3		0- 1		2- 4	
1- 3	0- 1	0- 0		NEUTRAL		0- 1		0- 0		1- 1	
5- 7	0- 1	0- 0		NON-CONFERENCE		0- 5		1- 0		4- 1	
2- 3	0- 0	0- 0		HOME		0- 3		1- 0		1- 0	
2- 1	0- 0	0- 0		AWAY		0- 1		0- 0		2- 0	
1- 3	0- 1	0- 0		NEUTRAL		0- 1		0- 0		1- 1	
4- 10	0- 0	0- 0		CONFERENCE		0- 4		0- 2		4- 4	
4- 3	0- 0	0- 0		HOME		0- 2		0- 1		4- 0	
0- 7	0- 0	0- 0		AWAY		0- 2		0- 1		0- 4	
0- 0	0- 0	0- 0		NEUTRAL		0- 0		0- 0		0- 0	
RPI S	Opponent	Score		RPI S	Opponent	Score		RPI S	Opponent	Score	
14 N	Wisconsin	1	3					54 A	Kansas	0	3
								73 H	Rutgers	0	3
								79 A	Xavier	0	3
								79 H	Xavier	2	3
								86 N	Syracuse	1	3
								88 H	Boston College	2	3
								88 H	Connecticut	2	3
								96 A	Dayton	0	3
								96 H	Dayton	0	3
								130 H	Harvard	3	0
								133 A	Temple	0	3
								133 H	Temple	2	3
								167 A	Army	3	0
								183 A	Duquesne	0	3
								183 H	Duquesne	3	1
								193 N	Denver	1	3
								224 A	George Washington	2	3
								224 H	George Washington	3	0
								229 H	New Hampshire	3	1
								231 A	Fordham	2	3
								231 H	Fordham	3	0
								236 A	Brown	3	1
								286 N	Fairleigh Dickinson	3	0
								293 A	La Salle	1	3
								293 H	La Salle	3	0
LAST 10 GAMES											
				293 H	La Salle	3	0	96 H	Dayton	0	3
				133 H	Temple	2	3	231 A	Fordham	2	3
				224 A	George Washington	2	3	88 H	Connecticut	2	3
				183 A	Duquesne	0	3	133 A	Temple	0	3
				79 H	Xavier	2	3	293 A	La Salle	1	3

Non-Div. I Games:

Rhode Island

Average RPI Win: 218		WON-LOST	WINNING	LAST 10	STRENGTH OF		OPP. STRENGTH	TEAM	ADJ	CONF.	ADJ CONF.
Average RPI Loss: 130		RECORD	PCT. RANK	GAMES	SCHEDULE		OF SCHEDULE	RPI	RPI	RPI	RPI
DIV. I ONLY		11- 17	.39286	200	5- 5		190	176	208	.43953	211
DIV. I NON-CONF.		3- 10	.23077	262	0- 0		138	116	227	.42892	223
TOTALS		RPI 1-25	RPI 26-50		W-L RECORDS		RPI 51-100		RPI 101-150		RPI 150+
11- 17	0- 2	0- 0		OVERALL		1- 4		1- 5		9- 6	
7- 5	0- 0	0- 0		HOME		1- 2		1- 1		5- 2	
2- 9	0- 1	0- 0		AWAY		0- 2		0- 3		2- 3	
2- 3	0- 1	0- 0		NEUTRAL		0- 0		0- 1		2- 1	
3- 10	0- 2	0- 0		NON-CONFERENCE		0- 1		0- 4		3- 3	
1- 4	0- 0	0- 0		HOME		0- 1		0- 1		1- 2	
0- 4	0- 1	0- 0		AWAY		0- 0		0- 2		0- 1	
2- 2	0- 1	0- 0		NEUTRAL		0- 0		0- 1		2- 0	
8- 7	0- 0	0- 0		CONFERENCE		1- 3		1- 1		6- 3	
6- 1	0- 0	0- 0		HOME		1- 1		1- 0		4- 0	
2- 5	0- 0	0- 0		AWAY		0- 2		0- 1		2- 2	
0- 1	0- 0	0- 0		NEUTRAL		0- 0		0- 0		0- 1	
RPI S	Opponent	Score		RPI S	Opponent	Score		RPI S	Opponent	Score	
2 N	Minnesota	0	3					75 A	Eastern Wash.	0	3
23 A	Colorado St.	0	3					75 H	Eastern Wash.	0	3
								81 H	New Mexico St.	1	3
								82 A	Sacramento St.	0	3
								82 H	Sacramento St.	3	1
								107 N	San Jose St.	2	3
								109 A	Montana St.	0	3
								109 H	Montana St.	3	2
								115 A	Boise St.	0	3
								135 H	Utah St.	1	3
								142 A	Cal St. Fullerton	1	3
								163 A	Wyoming	2	3
								163 H	Wyoming	1	3
								166 N	Texas-San Antonio	3	2
								216 H	Utah Valley St.	3	0
								230 H	Gonzaga	0	3
								233 A	Portland St.	1	3
								233 H	Portland St.	3	0
								233 N	Portland St.	1	3
								239 A	Montana	1	3
								239 H	Montana	3	1
								247 A	Northern Ariz.	3	1
								247 H	Northern Ariz.	3	0
								280 A	Weber St.	3	1
								280 H	Weber St.	3	0
								296 N	Providence	3	0
LAST 10 GAMES											
233 N	Portland St.	1	3	75 H	Eastern Wash.	0	3				
247 A	Northern Ariz.	3	1	109 A	Montana St.	0	3				
82 A	Sacramento St.	0	3	239 A	Montana	1	3				
280 H	Weber St.	3	0	82 H	Sacramento St.	3	1				
233 H	Portland St.	3	0	247 H	Northern Ariz.	3	0				

Non-Div. I Games: Montana Western 3 0

Idaho St.

Average RPI Win:	190													
Average RPI Loss:	116	WON-LOST RECORD	WINNING PCT. RANK	LAST 10 GAMES		STRENGTH OF SCHEDULE	OPP. STRENGTH OF SCHEDULE	TEAM RPI	ADJ RPI	CONF. RPI	ADJ CONF. RPI			
DIV. I ONLY		9- 21	.3 247	4- 6		119	125	206	.4389	212	10	12		
DIV. I NON-CONF.		3- 9	.25 255	1- 0		124	178	224	.42918	222	11	11		
<hr/>														
TOTALS	RPI 1-25	RPI 26-50			W-L RECORDS		RPI 51-100		RPI 101-150		RPI 150+			
9- 21	0- 0	0- 3			OVERALL		1- 9		0- 3		8- 6			
6- 8	0- 0	0- 1			HOME		1- 4		0- 0		5- 3			
2- 10	0- 0	0- 2			AWAY		0- 4		0- 1		2- 3			
1- 3	0- 0	0- 0			NEUTRAL		0- 1		0- 2		1- 0			
3- 9	0- 0	0- 1			NON-CONFERENCE		0- 2		0- 3		3- 3			
2- 3	0- 0	0- 0			HOME		0- 1		0- 0		2- 2			
0- 3	0- 0	0- 1			AWAY		0- 0		0- 1		0- 1			
1- 3	0- 0	0- 0			NEUTRAL		0- 1		0- 2		1- 0			
6- 12	0- 0	0- 2			CONFERENCE		1- 7		0- 0		5- 3			
4- 5	0- 0	0- 1			HOME		1- 3		0- 0		3- 1			
2- 7	0- 0	0- 1			AWAY		0- 4		0- 0		2- 2			
0- 0	0- 0	0- 0			NEUTRAL		0- 0		0- 0		0- 0			
<hr/>														
RPI	S	Opponent	Score	RPI	S	Opponent	Score	RPI	S	Opponent	Score			
				26	A	Wichita St.	0 3	66	A	Southwest Mo. St.	0 3	108	N Georgetown	1 3
				26	H	Wichita St.	1 3	66	H	Southwest Mo. St.	3 2	120	N Long Island	1 3
				39	A	Pittsburgh	1 3	67	A	Northern Iowa	0 3	138	A Tulane	0 3
								67	H	Northern Iowa	0 3	154	A Indiana St.	1 3
								70	A	Illinois St.	0 3	154	H Indiana St.	1 3
								70	H	Illinois St.	0 3	163	H Wyoming	3 1
								95	A	Creighton	0 3	168	N Nicholls St.	3 0
								95	H	Creighton	1 3	176	A Evansville	3 2
								96	N	Dayton	0 3	176	H Evansville	3 2
								100	H	Eastern Ill.	1 3	190	H Southeast Mo. St.	0 3
												218	A Bradley	3 2
												218	H Bradley	3 1
												235	A Tenn.-Martin	1 3
												255	H UMKC	2 3
												258	H Murray St.	3 0
												267	A Drake	2 3
												267	H Drake	3 0
<hr/>														
				LAST 10 GAMES										
				66	A	Southwest Mo. St.	0 3	218	A	Bradley	3 2			
				26	A	Wichita St.	0 3	267	H	Drake	3 0			
				70	H	Illinois St.	0 3	95	H	Creighton	1 3			
				154	H	Indiana St.	1 3	258	H	Murray St.	3 0			
				67	A	Northern Iowa	0 3	176	H	Evansville	3 2			

Non-Div. I Games:

Southern Ill.

Non-Div. I Games:

UMBC

Average RPI Win: 217		WON-LOST RECORD		WINNING PCT. RANK		LAST 10 GAMES		STRENGTH OF SCHEDULE		OPP. STRENGTH OF SCHEDULE		TEAM RPI		ADJ RPI		CONF. RPI		ADJ CONF. RPI	
Average RPI Loss: 141																			
DIV. I ONLY		10- 15		.4 196		3- 6		191		203		210		.43186 216		23		23	
DIV. I NON-CONF.		9- 11		.45 199		3- 2		188		192		199		.44063 212		22		23	
TOTALS		RPI 1-25		RPI 26-50		W-L RECORDS		RPI 51-100		RPI 101-150		RPI 150+							
10- 15		0- 0		0- 2		OVERALL		0- 1		2- 6		8- 6							
4- 5		0- 0		0- 0		HOME		0- 1		1- 3		3- 1							
3- 8		0- 0		0- 2		AWAY		0- 0		0- 2		3- 4							
3- 2		0- 0		0- 0		NEUTRAL		0- 0		1- 1		2- 1							
9- 11		0- 0		0- 2		NON-CONFERENCE		0- 1		2- 3		7- 5							
4- 2		0- 0		0- 0		HOME		0- 1		1- 1		3- 0							
3- 7		0- 0		0- 2		AWAY		0- 0		0- 1		3- 4							
2- 2		0- 0		0- 0		NEUTRAL		0- 0		1- 1		1- 1							
1- 4		0- 0		0- 0		CONFERENCE		0- 0		0- 3		1- 1							
0- 3		0- 0		0- 0		HOME		0- 0		0- 2		0- 1							
0- 1		0- 0		0- 0		AWAY		0- 0		0- 1		0- 0							
1- 0		0- 0		0- 0		NEUTRAL		0- 0		0- 0		1- 0							
RPI S	Opponent	Score		RPI S	Opponent	Score		RPI S	Opponent	Score		RPI S	Opponent	Score					
31 A	Utah	0 3		31 A	Utah	0 3		87 H	Brigham Young	1 3		101 N	Memphis	3 0					
35 A	Nevada	1 3		35 A	Nevada	1 3						102 H	IPFW	1 3					
												115 H	Boise St.	3 0					
												116 A	UNLV	2 3					
												124 A	Northern Colo.	0 3					
												124 H	Northern Colo.	2 3					
												124 H	Northern Colo.	1 3					
												127 N	Oklahoma	1 3					
												162 A	Oral Roberts	0 3					
												181 H	North Dakota St.	0 3					
												186 A	Portland	0 3					
												201 H	UCF	3 1					
												211 A	Idaho St.	0 3					
												223 N	Cal Poly	2 3					
												233 N	Portland St.	3 0					
												239 A	Montana	3 0					
												246 N	UC Davis	3 2					
												256 A	Tex. A&M-Corp. Chris	3 0					
												256 H	Tex. A&M-Corp. Chris	3 0					
												263 A	Tex.-Pan American	3 2					
												263 H	Tex.-Pan American	3 1					
												280 A	Weber St.	2 3					
LAST 10 GAMES																			
124 H	Northern Colo.	1 3		124 H	Northern Colo.	1 3		124 A	Northern Colo.	0 3									
256 H	Tex. A&M-Corp. Chris	3 0		256 H	Tex. A&M-Corp. Chris	3 0		115 H	Boise St.	3 0									
102 H	IPFW	1 3		102 H	IPFW	1 3		124 H	Northern Colo.	2 3									
181 H	North Dakota St.	0 3		181 H	North Dakota St.	0 3		87 H	Brigham Young	1 3									
263 H	Tex.-Pan American	3 1		263 H	Tex.-Pan American	3 1		280 A	Weber St.	2 3									

Non-Div. I Games: South Dakota St. 0 3 Westminster (UT) 3 1

Utah Valley St.

RPI	S	Opponent	Score	
278	A	Campbell	1	3
281	H	Lipscomb	3	0
287	H	East Tenn. St.	3	2
288	A	N.C. A&T	3	1
289	A	Radford	3	0
289	H	Radford	3	0
305	A	UNC Greensboro	3	0

UNC Asheville

U
N
C
A
s
h
e
v
i
l
l
e

U
N
C
A
s
h
e
v
i
l
l
e

Average RPI Win:	187	WON-LOST RECORD	WINNING PCT. RANK	LAST 10 GAMES	STRENGTH OF SCHEDULE	OPP. STRENGTH OF SCHEDULE	TEAM RPI	ADJ RPI	CONF. RPI	ADJ CONF. RPI	
DIV. I ONLY		9- 20	.31034 242	3- 7	148	120	213	.43045 218	10	12	
DIV. I NON-CONF.		6- 5	.54545 146	0- 0	142	163	143	.50195 149	11	11	
<hr/>											
TOTALS	RPI 1-25	RPI 26-50		W-L RECORDS	RPI 51-100		RPI 101-150		RPI 150+		
9- 20	0- 0	0- 2		OVERALL	1- 9		2- 1		6- 8		
2- 8	0- 0	0- 1		HOME	1- 4		0- 0		1- 3		
4- 9	0- 0	0- 1		AWAY	0- 5		1- 0		3- 3		
3- 3	0- 0	0- 0		NEUTRAL	0- 0		1- 1		2- 2		
<hr/>											
6- 5	0- 0	0- 0		NON-CONFERENCE	0- 2		2- 1		4- 2		
0- 1	0- 0	0- 0		HOME	0- 1		0- 0		0- 0		
3- 1	0- 0	0- 0		AWAY	0- 1		1- 0		2- 0		
3- 3	0- 0	0- 0		NEUTRAL	0- 0		1- 1		2- 2		
<hr/>											
3- 15	0- 0	0- 2		CONFERENCE	1- 7		0- 0		2- 6		
2- 7	0- 0	0- 1		HOME	1- 3		0- 0		1- 3		
1- 8	0- 0	0- 1		AWAY	0- 4		0- 0		1- 3		
0- 0	0- 0	0- 0		NEUTRAL	0- 0		0- 0		0- 0		
<hr/>											
RPI S	Opponent	Score	RPI S	Opponent	Score	RPI S	Opponent	Score	RPI S	Opponent	Score
			26 A	Wichita St.	0 3	66 A	Southwest Mo. St.	0 3	106 A	Butler	3 2
			26 H	Wichita St.	1 3	66 H	Southwest Mo. St.	0 3	141 N	Northern Ill.	3 1
						67 A	Northern Iowa	0 3	146 N	Jacksonville St.	1 3
						67 H	Northern Iowa	3 1	154 A	Indiana St.	2 3
						68 A	Cincinnati	0 3	154 H	Indiana St.	0 3
						70 A	Illinois St.	1 3	155 N	Kent St.	0 3
						70 H	Illinois St.	0 3	176 A	Evansville	0 3
						95 A	Creighton	0 3	176 H	Evansville	0 3
						95 H	Creighton	2 3	192 N	South Fla.	3 1
						97 H	Loyola (Ill.)	1 3	198 A	IUPUI	3 1
									206 N	Western Ill.	3 1
									212 A	Southern Ill.	1 3
									212 H	Southern Ill.	2 3
									214 N	UMBC	0 3
									242 A	Ill.-Chicago	3 0
									267 A	Drake	3 0
									267 H	Drake	3 1
<hr/>											
			LAST 10 GAMES								
			67 H	Northern Iowa	3 1	66 A	Southwest Mo. St.	0 3			
			95 A	Creighton	0 3	26 A	Wichita St.	0 3			
			267 A	Drake	3 0	70 H	Illinois St.	0 3			
			176 H	Evansville	0 3	154 H	Indiana St.	0 3			
			212 H	Southern Ill.	2 3	267 H	Drake	3 1			

Non-Div. I Games:

Bradley

Average RPI Win: Average RPI Loss:	287 142	WON-LOST RECORD	WINNING PCT. RANK	LAST 10 GAMES	STRENGTH OF SCHEDULE	OPP. STRENGTH OF SCHEDULE	TEAM RPI	ADJ RPI	CONF. RPI	ADJ CONF. RPI	
DIV. I ONLY		19- 16	.54286 135	7- 3	274	281	217	.42914 219	32	32	
DIV. I NON-CONF.		5- 13	.27778 238	0- 2	242	200	263	.38295 262	32	31	
<hr/>											
TOTALS	RPI 1-25	RPI 26-50		W-L RECORDS	RPI 51-100		RPI 101-150		RPI 150+		
19- 16	0- 0	0- 4		OVERALL	0- 2		0- 4		19- 6		
13- 8	0- 0	0- 1		HOME	0- 1		0- 2		13- 4		
4- 3	0- 0	0- 0		AWAY	0- 1		0- 1		4- 1		
2- 5	0- 0	0- 3		NEUTRAL	0- 0		0- 1		2- 1		
<hr/>											
5- 13	0- 0	0- 2		NON-CONFERENCE	0- 2		0- 4		5- 5		
4- 7	0- 0	0- 0		HOME	0- 1		0- 2		4- 4		
1- 2	0- 0	0- 0		AWAY	0- 1		0- 1		1- 0		
0- 4	0- 0	0- 2		NEUTRAL	0- 0		0- 1		0- 1		
<hr/>											
14- 3	0- 0	0- 2		CONFERENCE	0- 0		0- 0		14- 1		
9- 1	0- 0	0- 1		HOME	0- 0		0- 0		9- 0		
3- 1	0- 0	0- 0		AWAY	0- 0		0- 0		3- 1		
2- 1	0- 0	0- 1		NEUTRAL	0- 0		0- 0		2- 0		
<hr/>											
RPI S	Opponent	Score	RPI S	Opponent	Score	RPI S	Opponent	Score	RPI S	Opponent	Score
			30 N	Michigan	0 3	63 H	American	2 3	108 A	Georgetown	1 3
			41 N	Marquette	0 3	88 A	Connecticut	0 3	112 N	George Mason	1 3
			45 H	Florida A&M	0 3				120 H	Long Island	0 3
			45 N	Florida A&M	0 3				123 H	St. John's (N.Y.)	1 3
									217 H	UNC Asheville	2 3
									224 H	George Washington	1 3
									232 H	Bethune-Cookman	3 0
									249 N	Wright St.	2 3
									260 H	Loyola (Md.)	0 3
									264 A	Morgan St.	0 3
									264 H	Morgan St.	3 2
									264 N	Morgan St.	4 1
									266 H	Niagara	3 2
									271 H	Wofford	3 2
									275 A	Delaware St.	3 0
									276 H	Youngstown St.	0 3
									279 H	South Carolina St.	3 0
									279 N	South Carolina St.	3 0
									288 H	N.C. A&T	3 0
									290 A	Howard	3 0
									290 H	Howard	3 0
			LAST 10 GAMES						294 A	Manhattan	3 2
			45 N	Florida A&M	0 3	264 H	Morgan St.	3 2	295 H	Columbia	3 0
			264 N	Morgan St.	4 1	310 A	Hampton	3 0	301 H	Sacred Heart	3 0
			279 N	South Carolina St.	3 0	260 H	Loyola (Md.)	0 3	310 A	Hampton	3 0
			312 H	Coppin St.	3 0	290 A	Howard	3 0	310 H	Hampton	3 0
			224 H	George Washington	1 3	275 A	Delaware St.	3 0	312 H	Coppin St.	3 0

Non-Div. I Games:

Md.-East. Shore

Md.-East. Shore

Average RPI Win: 270		WON-LOST	WINNING	LAST 10	STRENGTH OF		OPP. STRENGTH	TEAM	ADJ	CONF.	ADJ CONF.
Average RPI Loss: 147		RECORD	PCT. RANK	GAMES	SCHEDULE		OF SCHEDULE	RPI	RPI	RPI	RPI
DIV. I ONLY		12- 16	.42857 183	4- 6	222		262	221	.42908 220	25	25
DIV. I NON-CONF.		3- 6	.33333 227	0- 2	78		244	186	.4751 183	26	26
TOTALS		RPI 1-25	RPI 26-50		W-L RECORDS		RPI 51-100		RPI 101-150		RPI 150+
12- 16	0- 0	0- 0		OVERALL		0- 5		0- 5		12- 6	
5- 4	0- 0	0- 0		HOME		0- 0		0- 2		5- 2	
5- 11	0- 0	0- 0		AWAY		0- 5		0- 2		5- 4	
2- 1	0- 0	0- 0		NEUTRAL		0- 0		0- 1		2- 0	
3- 6	0- 0	0- 0		NON-CONFERENCE		0- 4		0- 1		3- 1	
0- 1	0- 0	0- 0		HOME		0- 0		0- 1		0- 0	
2- 5	0- 0	0- 0		AWAY		0- 4		0- 0		2- 1	
1- 0	0- 0	0- 0		NEUTRAL		0- 0		0- 0		1- 0	
9- 10	0- 0	0- 0		CONFERENCE		0- 1		0- 4		9- 5	
5- 3	0- 0	0- 0		HOME		0- 0		0- 1		5- 2	
3- 6	0- 0	0- 0		AWAY		0- 1		0- 2		3- 3	
1- 1	0- 0	0- 0		NEUTRAL		0- 0		0- 1		1- 0	
RPI S	Opponent	Score	RPI S	Opponent	Score	RPI S	Opponent	Score	RPI S	Opponent	Score
						52 A	Col. of Charleston	0 3	105 A	Appalachian St.	0 3
						53 A	Winthrop	0 3	105 H	Appalachian St.	2 3
						67 A	Northern Iowa	0 3	118 H	Coastal Caro.	0 3
						76 A	Clemson	0 3	122 A	Ga. Southern	1 3
						76 A	Clemson	0 3	122 N	Ga. Southern	0 3
									204 A	Elon	0 3
									204 H	Elon	2 3
									213 H	Furman	3 0
									217 A	UNC Asheville	0 3
									217 N	UNC Asheville	3 2
									248 A	Davidson	3 2
									268 A	Chattanooga	3 2
									268 H	Chattanooga	3 1
									269 A	Citadel	2 3
									269 H	Citadel	2 3
									271 H	Wofford	3 0
									271 N	Wofford	3 1
									278 A	Campbell	3 2
									287 A	East Tenn. St.	2 3
									287 H	East Tenn. St.	3 1
									305 A	UNC Greensboro	3 2
									305 H	UNC Greensboro	3 0
									309 A	Gardner-Webb	3 2
LAST 10 GAMES											
						122 N	Ga. Southern	0 3	287 H	East Tenn. St.	3 1
						105 H	Appalachian St.	2 3	248 A	Davidson	3 2
						305 A	UNC Greensboro	3 2	122 A	Ga. Southern	1 3
						204 A	Elon	0 3	217 A	UNC Asheville	0 3
						268 H	Chattanooga	3 1	118 H	Coastal Caro.	0 3

Non-Div. I Games:

Western Caro.

RPI	S	Opponent	Score	
313	N	Ark.-Pine Bluff	3	0
313	N	Ark.-Pine Bluff	3	0
315	N	Savannah St.	3	0

Mississippi Val.

M
i
s
s
i
s
s
i
p
p
i
V
a
l
.

M
i
s
s
i
s
s
i
p
p
i
V
a
l
.

Average RPI Win:	269	WON-LOST RECORD	WINNING PCT. RANK	LAST 10 GAMES	STRENGTH OF SCHEDULE	OPP. STRENGTH OF SCHEDULE	TEAM RPI	ADJ RPI	CONF. RPI	ADJ CONF. RPI	
DIV. I ONLY	10- 16	.38462	208	4- 6	178	263	220	.42779	222	19	22
DIV. I NON-CONF.	6- 5	.54545	146	2- 0	204	299	194	.4644	191	24	24
<hr/>											
TOTALS	RPI 1-25	RPI 26-50		W-L RECORDS	RPI 51-100		RPI 101-150		RPI 150+		
10- 16	0- 0	0- 0		OVERALL	0- 3		0- 5		10- 8		
6- 4	0- 0	0- 0		HOME	0- 1		0- 1		6- 2		
3- 10	0- 0	0- 0		AWAY	0- 2		0- 3		3- 5		
1- 2	0- 0	0- 0		NEUTRAL	0- 0		0- 1		1- 1		
<hr/>											
6- 5	0- 0	0- 0		NON-CONFERENCE	0- 1		0- 2		6- 2		
3- 0	0- 0	0- 0		HOME	0- 0		0- 0		3- 0		
2- 3	0- 0	0- 0		AWAY	0- 1		0- 1		2- 1		
1- 2	0- 0	0- 0		NEUTRAL	0- 0		0- 1		1- 1		
<hr/>											
4- 11	0- 0	0- 0		CONFERENCE	0- 2		0- 3		4- 6		
3- 4	0- 0	0- 0		HOME	0- 1		0- 1		3- 2		
1- 7	0- 0	0- 0		AWAY	0- 1		0- 2		1- 4		
0- 0	0- 0	0- 0		NEUTRAL	0- 0		0- 0		0- 0		
<hr/>											
RPI S	Opponent	Score	RPI S	Opponent	Score	RPI S	Opponent	Score	RPI S	Opponent	Score
						52 A	Col. of Charleston	0 3	114 A	Tulsa	1 3
						53 A	Winthrop	0 3	118 A	Coastal Caro.	1 3
						53 H	Winthrop	1 3	118 A	Coastal Caro.	1 3
									118 H	Coastal Caro.	1 3
									137 N	James Madison	0 3
									151 A	Charlotte	0 3
									180 A	Birmingham-So.	1 3
									180 H	Birmingham-So.	1 3
									184 A	Liberty	1 3
									184 H	Liberty	2 3
									202 N	Bucknell	2 3
									208 N	Grambling	3 1
									217 A	UNC Asheville	0 3
									217 H	UNC Asheville	3 1
									241 A	High Point	0 3
									241 H	High Point	3 0
									269 A	Citadel	3 1
									269 H	Citadel	3 1
									279 H	South Carolina St.	3 0
									289 A	Radford	3 1
			289 H	Radford	3 0						
			315 A	Savannah St.	3 0						
			315 H	Savannah St.	3 0						
<hr/>											
			LAST 10 GAMES								
			118 A	Coastal Caro.	1 3	279 H	South Carolina St.	3 0			
			118 A	Coastal Caro.	1 3	180 A	Birmingham-So.	1 3			
			269 A	Citadel	3 1	118 H	Coastal Caro.	1 3			
			289 H	Radford	3 0	53 H	Winthrop	1 3			
			184 H	Liberty	2 3	241 H	High Point	3 0			

Non-Div. I Games: Grinnell 3 0

Charleston So.

Average RPI Win:	165	WON-LOST	WINNING	LAST 10	STRENGTH OF	OPP. STRENGTH	TEAM	ADJ	CONF.	ADJ CONF.	
Average RPI Loss:	96	RECORD	PCT. RANK	GAMES	SCHEDULE	OF SCHEDULE	RPI	RPI	RPI	RPI	
DIV. I ONLY	5- 24	.17241	287	3- 7	86	81	227	.42772	223	9	9
DIV. I NON-CONF.	2- 9	.18182	279	0- 2	154	94	243	.4072	239	7	7
<hr/>											
TOTALS	RPI 1-25	RPI 26-50		W-L RECORDS		RPI 51-100		RPI 101-150		RPI 150+	
5- 24	0- 4	0- 2		OVERALL		1- 10		2- 3		2- 5	
3- 10	0- 2	0- 1		HOME		0- 6		2- 0		1- 1	
1- 12	0- 1	0- 1		AWAY		1- 4		0- 3		0- 3	
1- 2	0- 1	0- 0		NEUTRAL		0- 0		0- 0		1- 1	
2- 9	0- 2	0- 0		NON-CONFERENCE		0- 3		0- 1		2- 3	
1- 3	0- 1	0- 0		HOME		0- 2		0- 0		1- 0	
0- 4	0- 0	0- 0		AWAY		0- 1		0- 1		0- 2	
1- 2	0- 1	0- 0		NEUTRAL		0- 0		0- 0		1- 1	
3- 15	0- 2	0- 2		CONFERENCE		1- 7		2- 2		0- 2	
2- 7	0- 1	0- 1		HOME		0- 4		2- 0		0- 1	
1- 8	0- 1	0- 1		AWAY		1- 3		0- 2		0- 1	
0- 0	0- 0	0- 0		NEUTRAL		0- 0		0- 0		0- 0	
RPI S	Opponent	Score	RPI S	Opponent	Score	RPI S	Opponent	Score	RPI S	Opponent	Score
15 N	Texas	0 3	28 A	Long Beach St.	0 3	58 A	UC Irvine	0 3	107 A	San Jose St.	0 3
16 H	Notre Dame	0 3	28 H	Long Beach St.	0 3	58 H	UC Irvine	0 3	135 A	Utah St.	1 3
20 A	UC Santa Barb.	0 3				64 A	Pacific	0 3	135 H	Utah St.	3 1
20 H	UC Santa Barb.	1 3				64 H	Pacific	1 3	142 A	Cal St. Fullerton	0 3
						82 H	Sacramento St.	1 3	142 H	Cal St. Fullerton	3 2
						83 A	Cal St. Northridge	3 1	173 A	UC Riverside	0 3
						83 H	Cal St. Northridge	2 3	173 H	UC Riverside	0 3
						90 A	Southern Methodist	0 3	186 A	Portland	0 3
						92 A	Idaho	0 3	216 N	Utah Valley St.	3 2
						92 H	Idaho	0 3	233 N	Portland St.	1 3
						93 H	Fresno St.	1 3	246 A	UC Davis	2 3
									247 H	Northern Ariz.	3 2
LAST 10 GAMES											
246 A	UC Davis	2 3	92 H	Idaho	0 3						
107 A	San Jose St.	0 3	135 H	Utah St.	3 1						
20 H	UC Santa Barb.	1 3	83 A	Cal St. Northridge	3 1						
28 A	Long Beach St.	0 3	64 A	Pacific	0 3						
58 A	UC Irvine	0 3	142 H	Cal St. Fullerton	3 2						

Non-Div. I Games:

Cal Poly

Average RPI Win: Average RPI Loss:	226 117	WON-LOST RECORD	WINNING PCT. RANK	LAST 10 GAMES	STRENGTH OF SCHEDULE	OPP. STRENGTH OF SCHEDULE	TEAM RPI	ADJ RPI	CONF. RPI	ADJ CONF. RPI		
DIV. I ONLY		7- 23	.23333	273	3- 7	93	155	225	.42687	224	20	19
DIV. I NON-CONF.		4- 12	.25	255	1- 3	39	120	166	.48704	167	15	15
<hr/>												
TOTALS	RPI 1-25	RPI 26-50		W-L RECORDS		RPI 51-100		RPI 101-150		RPI 150+		
7- 23	0- 0	0- 3		OVERALL		0- 9		0- 4		7- 7		
5- 6	0- 0	0- 0		HOME		0- 2		0- 2		5- 2		
2- 11	0- 0	0- 0		AWAY		0- 6		0- 2		2- 3		
0- 6	0- 0	0- 3		NEUTRAL		0- 1		0- 0		0- 2		
4- 12	0- 0	0- 3		NON-CONFERENCE		0- 5		0- 2		4- 2		
3- 1	0- 0	0- 0		HOME		0- 0		0- 1		3- 0		
1- 5	0- 0	0- 0		AWAY		0- 4		0- 1		1- 0		
0- 6	0- 0	0- 3		NEUTRAL		0- 1		0- 0		0- 2		
3- 11	0- 0	0- 0		CONFERENCE		0- 4		0- 2		3- 5		
2- 5	0- 0	0- 0		HOME		0- 2		0- 1		2- 2		
1- 6	0- 0	0- 0		AWAY		0- 2		0- 1		1- 3		
0- 0	0- 0	0- 0		NEUTRAL		0- 0		0- 0		0- 0		
RPI	S	Opponent	Score	RPI	S	Opponent	Score	RPI	S	Opponent	Score	
31	N	Utah	1 3	58	A	UC Irvine	0 3	108	H	Georgetown	2 3	
35	N	Nevada	0 3	63	A	American	1 3	112	A	George Mason	0 3	
50	N	Albany (N.Y.)	1 3	64	A	Pacific	0 3	133	A	Temple	1 3	
				79	A	Xavier	0 3	133	H	Temple	2 3	
				79	H	Xavier	0 3	157	N	William & Mary	2 3	
				85	A	Delaware	1 3	177	H	Jacksonville	3 1	
				91	N	Northeastern	1 3	182	N	New Mexico	1 3	
				96	A	Dayton	0 3	183	A	Duquesne	0 3	
				96	H	Dayton	1 3	183	H	Duquesne	1 3	
								194	H	Binghamton	3 1	
								196	H	Akron	3 0	
								210	A	Rhode Island	0 3	
								210	H	Rhode Island	3 2	
								219	A	Md.-East. Shore	3 1	
								231	A	Fordham	2 3	
								231	H	Fordham	2 3	
								293	A	La Salle	3 0	
								293	H	La Salle	3 0	
LAST 10 GAMES												
35	N	Nevada	0 3	210	H	Rhode Island	3 2					
64	A	Pacific	0 3	231	H	Fordham	2 3					
79	H	Xavier	0 3	293	A	La Salle	3 0					
96	H	Dayton	1 3	133	A	Temple	1 3					
219	A	Md.-East. Shore	3 1	112	A	George Mason	0 3					

Non-Div. I Games:

George Washington

Average RPI Win:	233	WON-LOST RECORD	WINNING PCT. RANK	LAST 10 GAMES	STRENGTH OF SCHEDULE	OPP. STRENGTH OF SCHEDULE	TEAM RPI	ADJ RPI	CONF. RPI	ADJ CONF. RPI	
Average RPI Loss:	116										
DIV. I ONLY		8- 22	.26667 261	1- 9	114	166	223	.42625 225	11	11	
DIV. I NON-CONF.		7- 6	.53846 158	0- 0	139	263	157	.49442 157	12	12	
<hr/>											
TOTALS	RPI 1-25	RPI 26-50		W-L RECORDS	RPI 51-100		RPI 101-150		RPI 150+		
8- 22	0- 2	0- 1		OVERALL	0- 6		1- 6		7- 7		
2- 7	0- 1	0- 0		HOME	0- 1		1- 1		1- 4		
1- 12	0- 1	0- 1		AWAY	0- 4		0- 4		1- 2		
5- 3	0- 0	0- 0		NEUTRAL	0- 1		0- 1		5- 1		
<hr/>											
7- 6	0- 0	0- 0		NON-CONFERENCE	0- 2		0- 3		7- 1		
1- 0	0- 0	0- 0		HOME	0- 0		0- 0		1- 0		
1- 3	0- 0	0- 0		AWAY	0- 1		0- 2		1- 0		
5- 3	0- 0	0- 0		NEUTRAL	0- 1		0- 1		5- 1		
<hr/>											
1- 16	0- 2	0- 1		CONFERENCE	0- 4		1- 3		0- 6		
1- 7	0- 1	0- 0		HOME	0- 1		1- 1		0- 4		
0- 9	0- 1	0- 1		AWAY	0- 3		0- 2		0- 2		
0- 0	0- 0	0- 0		NEUTRAL	0- 0		0- 0		0- 0		
<hr/>											
RPI S Opponent	Score		RPI S Opponent	Score		RPI S Opponent	Score		RPI S Opponent	Score	
19 A Ohio	0 3		46 A Ball St.	0 3		51 A Western Mich.	1 3		109 A Montana St.	0 3	
19 H Ohio	0 3					51 A Western Mich.	0 3		115 N Boise St.	0 3	
						69 N Texas-Arlington	0 3		125 A Bowling Green	0 3	
						72 A Marshall	1 3		137 A James Madison	2 3	
						72 H Marshall	1 3		141 H Northern Ill.	0 3	
						86 A Syracuse	0 3		147 H Miami (Ohio)	3 2	
									148 A Eastern Mich.	1 3	
									155 A Kent St.	0 3	
									155 H Kent St.	2 3	
									169 H Toledo	1 3	
									186 N Portland	0 3	
									188 N Stony Brook	3 1	
									194 N Binghamton	3 0	
									196 A Akron	0 3	
									196 H Akron	1 3	
									237 H Central Mich.	0 3	
									244 N Dartmouth	3 2	
									261 H Canisius	3 0	
									266 A Niagara	3 0	
									278 N Campbell	3 0	
									288 N N.C. A&T	3 0	
<hr/>											
LAST 10 GAMES											
51 A Western Mich.				0 3		72 A Marshall		1 3			
125 A Bowling Green				0 3		46 A Ball St.		0 3			
155 A Kent St.				0 3		196 A Akron		0 3			
147 H Miami (Ohio)				3 2		19 A Ohio		0 3			
169 H Toledo				1 3		237 H Central Mich.		0 3			

Non-Div. I Games:

Buffalo

Average RPI Win: 229		WON-LOST	WINNING	LAST 10	STRENGTH OF		OPP. STRENGTH	TEAM	ADJ	CONF.	ADJ CONF.
Average RPI Loss: 130		RECORD	PCT. RANK	GAMES	SCHEDULE		OF SCHEDULE	RPI	RPI	RPI	RPI
DIV. I ONLY		8- 20	.28571	253	3- 7		151	180	226	.42389	226
DIV. I NON-CONF.		0- 11	0	304	0- 0		85	78	261	.39705	251
TOTALS		RPI 1-25	RPI 26-50		W-L RECORDS		RPI 51-100		RPI 101-150		RPI 150+
8- 20		0- 2	0- 0		OVERALL		0- 7		1- 5		7- 6
4- 5		0- 0	0- 0		HOME		0- 3		1- 0		3- 2
4- 9		0- 1	0- 0		AWAY		0- 3		0- 1		4- 4
0- 6		0- 1	0- 0		NEUTRAL		0- 1		0- 4		0- 0
0- 11		0- 2	0- 0		NON-CONFERENCE		0- 4		0- 3		0- 2
0- 1		0- 0	0- 0		HOME		0- 1		0- 0		0- 0
0- 5		0- 1	0- 0		AWAY		0- 2		0- 0		0- 2
0- 5		0- 1	0- 0		NEUTRAL		0- 1		0- 3		0- 0
8- 9		0- 0	0- 0		CONFERENCE		0- 3		1- 2		7- 4
4- 4		0- 0	0- 0		HOME		0- 2		1- 0		3- 2
4- 4		0- 0	0- 0		AWAY		0- 1		0- 1		4- 2
0- 1		0- 0	0- 0		NEUTRAL		0- 0		0- 1		0- 0
RPI S	Opponent	Score		RPI S	Opponent	Score		RPI S	Opponent	Score	
18 A	Louisville	0	3					65 A	Eastern Ky.	0	3
18 N	Louisville	0	3					65 H	Eastern Ky.	1	3
								68 A	Cincinnati	0	3
								72 A	Marshall	0	3
								72 H	Marshall	0	3
								98 N	Wake Forest	2	3
								100 H	Eastern Ill.	0	3
								125 N	Bowling Green	1	3
								146 A	Jacksonville St.	2	3
								146 H	Jacksonville St.	3	2
								146 N	Jacksonville St.	1	3
								148 N	Eastern Mich.	0	3
								150 N	Baylor	0	3
								171 A	Mississippi	1	3
								172 A	Austin Peay	1	3
								185 A	Tennessee Tech	3	2
								185 H	Tennessee Tech	3	2
								190 H	Southeast Mo. St.	2	3
								235 A	Tenn.-Martin	3	2
								235 H	Tenn.-Martin	1	3
								249 A	Wright St.	0	3
								258 A	Murray St.	3	1
								258 H	Murray St.	3	0
								282 A	Samford	3	1
								282 H	Samford	3	1
								291 A	Tennessee St.	2	3
LAST 10 GAMES											
				146 N	Jacksonville St.	1	3	282 A	Samford	3	1
				185 H	Tennessee Tech	3	2	146 A	Jacksonville St.	2	3
				65 H	Eastern Ky.	1	3	291 A	Tennessee St.	2	3
				190 H	Southeast Mo. St.	2	3	65 A	Eastern Ky.	0	3
				100 H	Eastern Ill.	0	3	258 H	Murray St.	3	0

Non-Div. I Games: Kentucky St. 3 0

Morehead St.

St. Peter's

Through Games Of 2004 final RPI

Average RPI Win:	258	WON-LOST	WINNING	LAST 10	STRENGTH OF	OPP. STRENGTH	TEAM	ADJ	CONF.	ADJ CONF.	
Average RPI Loss:	146	RECORD	PCT. RANK	GAMES	SCHEDULE	OF SCHEDULE	RPI	RPI	RPI	RPI	
DIV. I ONLY	8- 20	.28571	253	5- 5	130	246	228	.42345	227	29	29
DIV. I NON-CONF.	3- 15	.16667	281	1- 1	73	194	222	.43254	221	29	29
<hr/>											
TOTALS	RPI 1-25	RPI 26-50		W-L RECORDS		RPI 51-100		RPI 101-150		RPI 150+	
8- 20	0- 0	0- 1		OVERALL		0- 4		0- 7		8- 8	
4- 7	0- 0	0- 0		HOME		0- 1		0- 4		4- 2	
4- 8	0- 0	0- 0		AWAY		0- 2		0- 2		4- 4	
0- 5	0- 0	0- 1		NEUTRAL		0- 1		0- 1		0- 2	
3- 15	0- 0	0- 1		NON-CONFERENCE		0- 4		0- 7		3- 3	
1- 6	0- 0	0- 0		HOME		0- 1		0- 4		1- 1	
2- 5	0- 0	0- 0		AWAY		0- 2		0- 2		2- 1	
0- 4	0- 0	0- 1		NEUTRAL		0- 1		0- 1		0- 1	
5- 5	0- 0	0- 0		CONFERENCE		0- 0		0- 0		5- 5	
3- 1	0- 0	0- 0		HOME		0- 0		0- 0		3- 1	
2- 3	0- 0	0- 0		AWAY		0- 0		0- 0		2- 3	
0- 1	0- 0	0- 0		NEUTRAL		0- 0		0- 0		0- 1	
RPI	S	Opponent	Score	RPI	S	Opponent	Score	RPI	S	Opponent	Score
				50	N	Albany (N.Y.)	0 3	74	N	TCU	0 3
								88	A	Boston College	1 3
								88	H	Boston College	0 3
								91	A	Northeastern	0 3
								108	H	Georgetown	1 3
								117	N	Maine	0 3
								120	H	Long Island	1 3
								123	H	St. John's (N.Y.)	2 3
								126	H	West Virginia	0 3
								129	A	Hofstra	0 3
								130	A	Harvard	1 3
								164	A	Fairfield	1 3
								164	N	Fairfield	0 3
								167	A	Army	3 0
								183	H	Duquesne	1 3
								189	A	Iona	1 3
								231	H	Fordham	3 0
								236	A	Brown	0 3
								240	H	Rider	1 3
								244	N	Dartmouth	0 3
								260	H	Loyola (Md.)	3 1
								261	A	Canisius	0 3
								266	A	Niagara	3 2
								273	H	Marist	3 2
								283	H	Siena	3 0
								286	A	Fairleigh Dickinson	3 2
								294	A	Manhattan	3 1
				LAST 10 GAMES							
				164	N	Fairfield	0 3	286	A	Fairleigh Dickinson	3 2
				189	A	Iona	1 3	266	A	Niagara	3 2
				164	A	Fairfield	1 3	261	A	Canisius	0 3
				108	H	Georgetown	1 3	273	H	Marist	3 2
				283	H	Siena	3 0	260	H	Loyola (Md.)	3 1

Non-Div. I Games:

St. Peter's

North Texas

Through Games Of 2004 final RPI

Average RPI Win: 253		WON-LOST	WINNING	LAST 10	STRENGTH OF		OPP. STRENGTH	TEAM	ADJ		CONF.	ADJ CONF.
Average RPI Loss: 124		RECORD	PCT. RANK	GAMES	SCHEDULE		OF SCHEDULE	RPI	RPI		RPI	RPI
DIV. I ONLY		7- 23	.23333	273	3- 7		117	207	231		.42036	228
DIV. I NON-CONF.		1- 13	.07143	299	0- 2		112	149	260		.39756	250
TOTALS		RPI 1-25	RPI 26-50		W-L RECORDS		RPI 51-100		RPI 101-150		RPI 150+	
7- 23		0- 0	0- 0		OVERALL		0- 11		0- 4		7- 8	
3- 7		0- 0	0- 0		HOME		0- 4		0- 0		3- 3	
4- 10		0- 0	0- 0		AWAY		0- 3		0- 4		4- 3	
0- 6		0- 0	0- 0		NEUTRAL		0- 4		0- 0		0- 2	
1- 13		0- 0	0- 0		NON-CONFERENCE		0- 6		0- 2		1- 5	
1- 2		0- 0	0- 0		HOME		0- 2		0- 0		1- 0	
0- 6		0- 0	0- 0		AWAY		0- 1		0- 2		0- 3	
0- 5		0- 0	0- 0		NEUTRAL		0- 3		0- 0		0- 2	
6- 10		0- 0	0- 0		CONFERENCE		0- 5		0- 2		6- 3	
2- 5		0- 0	0- 0		HOME		0- 2		0- 0		2- 3	
4- 4		0- 0	0- 0		AWAY		0- 2		0- 2		4- 0	
0- 1		0- 0	0- 0		NEUTRAL		0- 1		0- 0		0- 0	
RPI S	Opponent	Score	RPI S	Opponent	Score	RPI S	Opponent	Score	RPI S	Opponent	Score	
						54 N	Kansas	0 3	113 A	Ark.-Little Rock	0 3	
						55 N	Valparaiso	2 3	114 A	Tulsa	1 3	
						57 A	Stephen F. Austin	0 3	121 A	Texas Tech	0 3	
						71 H	Western Ky.	0 3	140 A	Middle Tenn.	1 3	
						74 H	TCU	0 3	152 A	St. Louis	0 3	
						81 A	New Mexico St.	0 3	152 A	St. Louis	0 3	
						81 H	New Mexico St.	1 3	162 A	Oral Roberts	0 3	
						81 N	New Mexico St.	1 3	165 A	New Orleans	3 1	
						90 H	Southern Methodist	0 3	165 H	New Orleans	1 3	
						94 A	Arkansas St.	0 3	191 N	UTEP	0 3	
						97 N	Loyola (Ill.)	0 3	193 A	Denver	3 2	
									193 H	Denver	1 3	
									245 H	Florida Int'l	0 3	
									262 A	La.-Lafayette	3 0	
									262 H	La.-Lafayette	3 0	
									263 N	Tex.-Pan American	1 3	
									292 A	South Ala.	3 2	
									292 H	South Ala.	3 0	
									302 H	Texas Southern	3 0	
LAST 10 GAMES												
						81 N	New Mexico St.	1 3	81 H	New Mexico St.	1 3	
						71 H	Western Ky.	0 3	292 A	South Ala.	3 2	
						262 A	La.-Lafayette	3 0	165 A	New Orleans	3 1	
						90 H	Southern Methodist	0 3	74 H	TCU	0 3	
						193 H	Denver	1 3	94 A	Arkansas St.	0 3	

Non-Div. I Games:

North Texas

Average RPI Win: 253		WON-LOST	WINNING	LAST 10	STRENGTH OF		OPP. STRENGTH	TEAM	ADJ		CONF.	ADJ CONF.
Average RPI Loss: 128		RECORD	PCT. RANK	GAMES	SCHEDULE		OF SCHEDULE	RPI	RPI		RPI	RPI
DIV. I ONLY		9- 20	.31034	242	4- 6		199	188	237		.41932	229
DIV. I NON-CONF.		4- 11	.26667	246	0- 0		205	156	246		.40892	237
TOTALS		RPI 1-25	RPI 26-50		W-L RECORDS		RPI 51-100		RPI 101-150		RPI 150+	
9- 20		0- 0	0- 2		OVERALL		0- 6		0- 4		9- 8	
4- 7		0- 0	0- 1		HOME		0- 1		0- 1		4- 4	
3- 9		0- 0	0- 1		AWAY		0- 4		0- 1		3- 3	
2- 4		0- 0	0- 0		NEUTRAL		0- 1		0- 2		2- 1	
4- 11		0- 0	0- 0		NON-CONFERENCE		0- 4		0- 2		4- 5	
2- 2		0- 0	0- 0		HOME		0- 0		0- 0		2- 2	
0- 5		0- 0	0- 0		AWAY		0- 3		0- 0		0- 2	
2- 4		0- 0	0- 0		NEUTRAL		0- 1		0- 2		2- 1	
5- 9		0- 0	0- 2		CONFERENCE		0- 2		0- 2		5- 3	
2- 5		0- 0	0- 1		HOME		0- 1		0- 1		2- 2	
3- 4		0- 0	0- 1		AWAY		0- 1		0- 1		3- 1	
0- 0		0- 0	0- 0		NEUTRAL		0- 0		0- 0		0- 0	
RPI S	Opponent	Score	RPI S	Opponent	Score	RPI S	Opponent	Score	RPI S	Opponent	Score	
			50 A Albany (N.Y.)	0	3	73 N Rutgers	0	3	117 A Maine	2	3	
			50 H Albany (N.Y.)	1	3	86 A Syracuse	1	3	117 H Maine	1	3	
						88 A Boston College	1	3	130 N Harvard	1	3	
						88 A Connecticut	0	3	133 N Temple	2	3	
						91 A Northeastern	0	3	152 N St. Louis	0	3	
						91 H Northeastern	0	3	153 H Arizona St.	1	3	
									164 A Fairfield	1	3	
									169 H Toledo	1	3	
									188 A Stony Brook	0	3	
									188 H Stony Brook	1	3	
									194 A Binghamton	3	1	
									194 H Binghamton	3	0	
									210 A Rhode Island	1	3	
									214 A UMBC	3	1	
									214 H UMBC	2	3	
									244 H Dartmouth	3	0	
									245 H Florida Int'l	3	1	
									283 N Siena	3	0	
									294 N Manhattan	3	0	
									303 A Hartford	3	2	
									303 H Hartford	3	0	
LAST 10 GAMES												
			50 H Albany (N.Y.)	1	3	188 A Stony Brook	0	3				
			194 H Binghamton	3	0	117 H Maine	1	3				
			303 A Hartford	3	2	91 H Northeastern	0	3				
			91 A Northeastern	0	3	303 H Hartford	3	0				
			214 A UMBC	3	1	50 A Albany (N.Y.)	0	3				

Non-Div. I Games:

New Hampshire

Average RPI Win:	212	WON-LOST RECORD	WINNING PCT. RANK	LAST 10 GAMES	STRENGTH OF SCHEDULE	OPP. STRENGTH OF SCHEDULE	TEAM RPI	ADJ RPI	CONF. RPI	ADJ CONF. RPI	
Average RPI Loss:	93										
DIV. I ONLY	4- 25	.13793	294	0- 10	74	94	230	.41758	230	6	6
DIV. I NON-CONF.	4- 11	.26667	246	0- 1	102	179	208	.44236	211	6	5
<hr/>											
TOTALS	RPI 1-25	RPI 26-50		W-L RECORDS	RPI 51-100		RPI 101-150		RPI 150+		
4- 25	0- 5	0- 2		OVERALL	0- 8		1- 4		3- 6		
0- 12	0- 3	0- 1		HOME	0- 4		0- 2		0- 2		
2- 9	0- 2	0- 1		AWAY	0- 2		0- 2		2- 2		
2- 4	0- 0	0- 0		NEUTRAL	0- 2		1- 0		1- 2		
4- 11	0- 1	0- 0		NON-CONFERENCE	0- 4		1- 2		3- 4		
0- 5	0- 1	0- 0		HOME	0- 2		0- 1		0- 1		
2- 2	0- 0	0- 0		AWAY	0- 0		0- 1		2- 1		
2- 4	0- 0	0- 0		NEUTRAL	0- 2		1- 0		1- 2		
0- 14	0- 4	0- 2		CONFERENCE	0- 4		0- 2		0- 2		
0- 7	0- 2	0- 1		HOME	0- 2		0- 1		0- 1		
0- 7	0- 2	0- 1		AWAY	0- 2		0- 1		0- 1		
0- 0	0- 0	0- 0		NEUTRAL	0- 0		0- 0		0- 0		
RPI S	Opponent	Score	RPI S	Opponent	Score	RPI S	Opponent	Score	RPI S	Opponent	Score
12 A	St. Mary's (Cal.)	0 3	29 A	Santa Clara	2 3	56 A	Loyola Marymount	0 3	109 H	Montana St.	0 3
12 H	St. Mary's (Cal.)	0 3	29 H	Santa Clara	1 3	56 H	Loyola Marymount	0 3	115 A	Boise St.	1 3
13 A	San Diego	0 3				60 A	Pepperdine	0 3	124 N	Northern Colo.	3 2
13 H	San Diego	0 3				60 H	Pepperdine	0 3	134 A	San Francisco	1 3
23 H	Colorado St.	0 3				75 H	Eastern Wash.	0 3	134 H	San Francisco	1 3
						81 N	New Mexico St.	0 3	161 N	Oregon	0 3
						81 N	New Mexico St.	1 3	163 N	Wyoming	1 3
						92 H	Idaho	0 3	186 A	Portland	1 3
									186 H	Portland	1 3
									199 A	Washington St.	0 3
									211 A	Idaho St.	3 0
									233 A	Portland St.	3 1
									239 H	Montana	1 3
									280 N	Weber St.	3 1
<hr/>											
LAST 10 GAMES											
186 A Portland			1 3	134 A San Francisco			1 3				
239 H Montana			1 3	29 H Santa Clara			1 3				
60 H Pepperdine			0 3	13 H San Diego			0 3				
56 H Loyola Marymount			0 3	186 H Portland			1 3				
12 A St. Mary's (Cal.)			0 3	56 A Loyola Marymount			0 3				

Non-Div. I Games:

Gonzaga

Average RPI Win: 257		WON-LOST	WINNING	LAST 10	STRENGTH OF		OPP. STRENGTH	TEAM	ADJ		CONF.	ADJ CONF.	
Average RPI Loss: 141		RECORD	PCT. RANK	GAMES	SCHEDULE		OF SCHEDULE	RPI	RPI		RPI	RPI	
DIV. I ONLY		14- 16	.46667	166	5- 5		283	220	233	.41721	231	20	19
DIV. I NON-CONF.		8- 8	.5	168	1- 0		290	258	234	.4146	232	15	15
TOTALS		RPI 1-25	RPI 26-50		W-L RECORDS		RPI 51-100		RPI 101-150		RPI 150+		
14- 16	0- 0	0- 0		OVERALL		0- 5		1- 4		13- 7			
7- 5	0- 0	0- 0		HOME		0- 2		0- 2		7- 1			
5- 9	0- 0	0- 0		AWAY		0- 2		0- 1		5- 6			
2- 2	0- 0	0- 0		NEUTRAL		0- 1		1- 1		1- 0			
8- 8	0- 0	0- 0		NON-CONFERENCE		0- 1		1- 2		7- 5			
3- 2	0- 0	0- 0		HOME		0- 0		0- 1		3- 1			
3- 4	0- 0	0- 0		AWAY		0- 0		0- 0		3- 4			
2- 2	0- 0	0- 0		NEUTRAL		0- 1		1- 1		1- 0			
6- 8	0- 0	0- 0		CONFERENCE		0- 4		0- 2		6- 2			
4- 3	0- 0	0- 0		HOME		0- 2		0- 1		4- 0			
2- 5	0- 0	0- 0		AWAY		0- 2		0- 1		2- 2			
0- 0	0- 0	0- 0		NEUTRAL		0- 0		0- 0		0- 0			
RPI S	Opponent	Score	RPI S	Opponent	Score	RPI S	Opponent	Score	RPI S	Opponent	Score		
						64 N	Pacific	1 3	120 N	Long Island	3 1		
						79 A	Xavier	0 3	123 H	St. John's (N.Y.)	1 3		
						79 H	Xavier	0 3	133 A	Temple	0 3		
						96 A	Dayton	0 3	133 H	Temple	0 3		
						96 H	Dayton	0 3	138 N	Tulane	1 3		
									153 A	Arizona St.	0 3		
									164 A	Fairfield	2 3		
									183 A	Duquesne	1 3		
									183 H	Duquesne	3 2		
									188 H	Stony Brook	2 3		
									195 A	Seton Hall	0 3		
									210 A	Rhode Island	0 3		
									210 H	Rhode Island	3 2		
									224 A	George Washington	3 2		
									224 H	George Washington	3 2		
									227 A	St. Peter's	0 3		
									261 H	Canisius	3 0		
									283 A	Siena	3 0		
									293 A	La Salle	3 1		
									293 H	La Salle	3 0		
									294 A	Manhattan	3 0		
									294 H	Manhattan	3 0		
									301 A	Sacred Heart	3 0		
									311 H	Wagner	3 0		
									311 N	Wagner	3 0		
LAST 10 GAMES													
			133 H	Temple	0 3	79 H	Xavier	0 3					
			293 H	La Salle	3 0	283 A	Siena	3 0					
			183 A	Duquesne	1 3	210 H	Rhode Island	3 2					
			224 A	George Washington	3 2	293 A	La Salle	3 1					
			96 H	Dayton	0 3	133 A	Temple	0 3					

Non-Div. I Games:

Fordham

Average RPI Win: 293		WON-LOST	WINNING	LAST 10	STRENGTH OF		OPP. STRENGTH	TEAM	ADJ	CONF.	ADJ CONF.
Average RPI Loss: 161		RECORD	PCT. RANK	GAMES	SCHEDULE		OF SCHEDULE	RPI	RPI	RPI	RPI
DIV. I ONLY		14- 12	.53846	137	5- 5		281	298	229	.41568	232
DIV. I NON-CONF.		4- 7	.36364	219	2- 3		262	267	257	.39275	255
TOTALS		RPI 1-25	RPI 26-50		W-L RECORDS		RPI 51-100		RPI 101-150		RPI 150+
14- 12	0- 0	0- 3		OVERALL		0- 0		0- 2		14- 7	
5- 3	0- 0	0- 1		HOME		0- 0		0- 1		5- 1	
5- 5	0- 0	0- 1		AWAY		0- 0		0- 0		5- 4	
4- 4	0- 0	0- 1		NEUTRAL		0- 0		0- 1		4- 2	
4- 7	0- 0	0- 1		NON-CONFERENCE		0- 0		0- 2		4- 4	
2- 2	0- 0	0- 0		HOME		0- 0		0- 1		2- 1	
2- 3	0- 0	0- 0		AWAY		0- 0		0- 0		2- 3	
0- 2	0- 0	0- 1		NEUTRAL		0- 0		0- 1		0- 0	
10- 5	0- 0	0- 2		CONFERENCE		0- 0		0- 0		10- 3	
3- 1	0- 0	0- 1		HOME		0- 0		0- 0		3- 0	
3- 2	0- 0	0- 1		AWAY		0- 0		0- 0		3- 1	
4- 2	0- 0	0- 0		NEUTRAL		0- 0		0- 0		4- 2	
RPI S	Opponent	Score	RPI S	Opponent	Score	RPI S	Opponent	Score	RPI S	Opponent	Score
			36 N	Georgia	0 3				144 H	Fla. Atlantic	0 3
			45 A	Florida A&M	0 3				144 N	Fla. Atlantic	0 3
			45 H	Florida A&M	0 3				177 A	Jacksonville	0 3
									177 H	Jacksonville	0 3
									201 A	UCF	0 3
									201 A	UCF	0 3
									219 A	Md.-East. Shore	0 3
									264 N	Morgan St.	3 0
									264 N	Morgan St.	2 3
									265 A	Stetson	3 2
									265 H	Stetson	3 2
									275 N	Delaware St.	1 3
									279 A	South Carolina St.	3 1
									279 H	South Carolina St.	3 0
									288 A	N.C. A&T	3 2
									288 H	N.C. A&T	3 1
									290 N	Howard	3 1
									310 N	Hampton	3 0
									312 N	Coppin St.	3 0
									314 A	Norfolk St.	3 0
									314 H	Norfolk St.	3 0
									315 A	Savannah St.	3 0
									315 H	Savannah St.	3 0
			LAST 10 GAMES								
			264 N	Morgan St.	2 3	265 H	Stetson	3 2			
			288 H	N.C. A&T	3 1	144 H	Fla. Atlantic	0 3			
			279 H	South Carolina St.	3 0	201 A	UCF	0 3			
			45 H	Florida A&M	0 3	177 A	Jacksonville	0 3			
			315 H	Savannah St.	3 0	288 A	N.C. A&T	3 2			

Non-Div. I Games:

Bethune-Cookman

Average RPI Win: 199		WON-LOST	WINNING	LAST 10	STRENGTH OF		OPP. STRENGTH	TEAM	ADJ	CONF.	ADJ CONF.
Average RPI Loss: 151		RECORD	PCT. RANK	GAMES	SCHEDULE		OF SCHEDULE	RPI	RPI	RPI	RPI
DIV. I ONLY		13- 17	.43333	180	3- 7		254	182	222	.41466	233
DIV. I NON-CONF.		7- 7	.5	168	0- 2		240	154	204	.43954	213
TOTALS		RPI 1-25	RPI 26-50		W-L RECORDS		RPI 51-100		RPI 101-150		RPI 150+
13- 17	0- 0	0- 0		OVERALL		2- 5		1- 3		10- 9	
5- 6	0- 0	0- 0		HOME		0- 2		0- 2		5- 2	
2- 8	0- 0	0- 0		AWAY		0- 3		1- 1		1- 4	
6- 3	0- 0	0- 0		NEUTRAL		2- 0		0- 0		4- 3	
7- 7	0- 0	0- 0		NON-CONFERENCE		2- 0		1- 1		4- 6	
1- 3	0- 0	0- 0		HOME		0- 0		0- 1		1- 2	
1- 1	0- 0	0- 0		AWAY		0- 0		1- 0		0- 1	
5- 3	0- 0	0- 0		NEUTRAL		2- 0		0- 0		3- 3	
6- 10	0- 0	0- 0		CONFERENCE		0- 5		0- 2		6- 3	
4- 3	0- 0	0- 0		HOME		0- 2		0- 1		4- 0	
1- 7	0- 0	0- 0		AWAY		0- 3		0- 1		1- 3	
1- 0	0- 0	0- 0		NEUTRAL		0- 0		0- 0		1- 0	
RPI S	Opponent	Score	RPI S	Opponent	Score	RPI S	Opponent	Score	RPI S	Opponent	Score
						75 A	Eastern Wash.	0 3	109 A	Montana St.	0 3
						75 A	Eastern Wash.	0 3	109 H	Montana St.	0 3
						75 H	Eastern Wash.	0 3	117 A	Maine	3 1
						82 A	Sacramento St.	0 3	124 H	Northern Colo.	2 3
						82 H	Sacramento St.	2 3	161 H	Oregon	0 3
						88 N	Boston College	3 1	161 N	Oregon	0 3
						100 N	Eastern Ill.	3 0	164 N	Fairfield	3 0
									186 A	Portland	2 3
									186 H	Portland	3 1
									186 N	Portland	2 3
									211 A	Idaho St.	0 3
									211 H	Idaho St.	3 1
									211 N	Idaho St.	3 1
									216 N	Utah Valley St.	0 3
									223 N	Cal Poly	3 1
									230 H	Gonzaga	1 3
									239 A	Montana	2 3
									239 H	Montana	3 1
									246 N	UC Davis	3 2
									247 A	Northern Ariz.	2 3
									247 H	Northern Ariz.	3 0
									280 A	Weber St.	3 0
									280 H	Weber St.	3 1
LAST 10 GAMES											
			161 N	Oregon	0 3		109 A	Montana St.	0 3		
			186 N	Portland	2 3		82 H	Sacramento St.	2 3		
			75 A	Eastern Wash.	0 3		247 H	Northern Ariz.	3 0		
			211 N	Idaho St.	3 1		211 A	Idaho St.	0 3		
			239 A	Montana	2 3		280 A	Weber St.	3 0		

Non-Div. I Games: Western Ore. 3 0

Portland St.

Average RPI Win: 248		WON-LOST	WINNING	LAST 10	STRENGTH OF		OPP. STRENGTH	TEAM	ADJ	CONF.	ADJ CONF.
Average RPI Loss: 132		RECORD	PCT. RANK	GAMES	SCHEDULE		OF SCHEDULE	RPI	RPI	RPI	RPI
DIV. I ONLY		10- 19	.34483	225	4- 6		228	187	236	.41391	234
DIV. I NON-CONF.		3- 10	.23077	262	0- 1		200	165	255	.39196	256
TOTALS		RPI 1-25	RPI 26-50		W-L RECORDS		RPI 51-100		RPI 101-150		RPI 150+
10- 19	0- 0	0- 1		OVERALL		0- 6		0- 5		10- 7	
5- 8	0- 0	0- 1		HOME		0- 2		0- 3		5- 2	
2- 7	0- 0	0- 0		AWAY		0- 2		0- 1		2- 4	
3- 4	0- 0	0- 0		NEUTRAL		0- 2		0- 1		3- 1	
3- 10	0- 0	0- 1		NON-CONFERENCE		0- 1		0- 3		3- 5	
1- 5	0- 0	0- 1		HOME		0- 0		0- 2		1- 2	
0- 2	0- 0	0- 0		AWAY		0- 0		0- 0		0- 2	
2- 3	0- 0	0- 0		NEUTRAL		0- 1		0- 1		2- 1	
7- 9	0- 0	0- 0		CONFERENCE		0- 5		0- 2		7- 2	
4- 3	0- 0	0- 0		HOME		0- 2		0- 1		4- 0	
2- 5	0- 0	0- 0		AWAY		0- 2		0- 1		2- 2	
1- 1	0- 0	0- 0		NEUTRAL		0- 1		0- 0		1- 0	
RPI S	Opponent	Score	RPI S	Opponent	Score	RPI S	Opponent	Score	RPI S	Opponent	Score
			41 H	Marquette	0 3	78 A	Wis.-Milwaukee	0 3	102 H	IPFW	0 3
						78 H	Wis.-Milwaukee	1 3	106 A	Butler	1 3
						96 N	Dayton	1 3	106 H	Butler	1 3
						97 A	Loyola (Ill.)	0 3	124 N	Northern Colo.	0 3
						97 H	Loyola (Ill.)	1 3	133 H	Temple	0 3
						97 N	Loyola (Ill.)	0 3	154 H	Indiana St.	0 3
									169 A	Toledo	0 3
									170 A	Cleveland St.	0 3
									170 H	Cleveland St.	3 1
									175 H	DePaul	3 2
									181 H	North Dakota St.	2 3
									198 N	IUPUI	2 3
									237 A	Central Mich.	0 3
									242 A	Ill.-Chicago	1 3
									242 H	Ill.-Chicago	3 1
									249 A	Wright St.	3 2
									249 H	Wright St.	3 2
									249 N	Wright St.	3 2
									276 A	Youngstown St.	3 1
									276 H	Youngstown St.	3 1
									285 N	Oakland	3 0
									305 N	UNC Greensboro	3 1
LAST 10 GAMES											
			97 N	Loyola (Ill.)	0 3	249 H	Wright St.	3 2			
			249 N	Wright St.	3 2	97 A	Loyola (Ill.)	0 3			
			276 H	Youngstown St.	3 1	242 A	Ill.-Chicago	1 3			
			170 H	Cleveland St.	3 1	124 N	Northern Colo.	0 3			
			106 H	Butler	1 3	78 A	Wis.-Milwaukee	0 3			

Non-Div. I Games:

Wis.-Green Bay

Average RPI Win:	255	WON-LOST	WINNING	LAST 10	STRENGTH OF	OPP. STRENGTH	TEAM	ADJ	CONF.	ADJ CONF.	
Average RPI Loss:	140	RECORD	PCT. RANK	GAMES	SCHEDULE	OF SCHEDULE	RPI	RPI	RPI	RPI	
DIV. I ONLY	10- 17	.37037	215	3- 7	244	212	235	.41138	235	24	24
DIV. I NON-CONF.	3- 8	.27273	240	0- 2	189	208	240	.40762	238	20	20
<hr/>											
TOTALS	RPI 1-25	RPI 26-50		W-L RECORDS	RPI 51-100		RPI 101-150		RPI 150+		
10- 17	0- 1	0- 1		OVERALL	0- 7		0- 1		10- 7		
5- 6	0- 0	0- 0		HOME	0- 3		0- 0		5- 3		
4- 8	0- 1	0- 0		AWAY	0- 3		0- 1		4- 3		
1- 3	0- 0	0- 1		NEUTRAL	0- 1		0- 0		1- 1		
<hr/>											
3- 8	0- 1	0- 1		NON-CONFERENCE	0- 3		0- 0		3- 3		
1- 2	0- 0	0- 0		HOME	0- 1		0- 0		1- 1		
1- 3	0- 1	0- 0		AWAY	0- 1		0- 0		1- 1		
1- 3	0- 0	0- 1		NEUTRAL	0- 1		0- 0		1- 1		
<hr/>											
7- 9	0- 0	0- 0		CONFERENCE	0- 4		0- 1		7- 4		
4- 4	0- 0	0- 0		HOME	0- 2		0- 0		4- 2		
3- 5	0- 0	0- 0		AWAY	0- 2		0- 1		3- 2		
0- 0	0- 0	0- 0		NEUTRAL	0- 0		0- 0		0- 0		
<hr/>											
RPI S	Opponent	Score		RPI S	Opponent	Score		RPI S	Opponent	Score	
8 A	Tennessee	0 3		37 N	Purdue	0 3		65 A	Eastern Ky.	0 3	
				65 H	Eastern Ky.	0 3		146 A	Jacksonville St.	1 3	
				94 A	Arkansas St.	0 3		160 H	Belmont	1 3	
				94 H	Arkansas St.	2 3		172 H	Austin Peay	2 3	
				98 N	Wake Forest	0 3		185 H	Tennessee Tech	3 0	
				100 A	Eastern Ill.	0 3		190 A	Southeast Mo. St.	1 3	
				100 H	Eastern Ill.	0 3		190 H	Southeast Mo. St.	3 0	
								212 H	Southern Ill.	3 1	
								226 A	Morehead St.	3 1	
								226 H	Morehead St.	2 3	
								258 A	Murray St.	0 3	
								258 H	Murray St.	3 1	
								281 A	Lipscomb	2 3	
								281 N	Lipscomb	1 3	
								282 A	Samford	3 1	
				291 A	Tennessee St.	3 1					
				291 H	Tennessee St.	3 0					
				305 N	UNC Greensboro	3 1					
				309 A	Gardner-Webb	3 0					
<hr/>											
				LAST 10 GAMES							
				190 A	Southeast Mo. St.	1 3		172 H	Austin Peay	2 3	
				100 A	Eastern Ill.	0 3		291 A	Tennessee St.	3 1	
				160 H	Belmont	1 3		100 H	Eastern Ill.	0 3	
				258 A	Murray St.	0 3		190 H	Southeast Mo. St.	3 0	
				185 H	Tennessee Tech	3 0		94 H	Arkansas St.	2 3	

Non-Div. I Games:

Tenn.-Martin

Average RPI Win: 232		WON-LOST	WINNING	LAST 10	STRENGTH OF		OPP. STRENGTH	TEAM	ADJ	CONF.	ADJ CONF.
Average RPI Loss: 142		RECORD	PCT. RANK	GAMES	SCHEDULE		OF SCHEDULE	RPI	RPI	RPI	RPI
DIV. I ONLY		8- 17	.32	240	3- 7		214	200	238	.41036	236
DIV. I NON-CONF.		3- 8	.27273	240	0- 0		249	174	269	.38278	263
TOTALS		RPI 1-25	RPI 26-50		W-L RECORDS		RPI 51-100		RPI 101-150		RPI 150+
8- 17	0- 0	0- 2		OVERALL		1- 3		1- 7		6- 5	
4- 7	0- 0	0- 1		HOME		1- 1		1- 3		2- 2	
3- 7	0- 0	0- 0		AWAY		0- 1		0- 4		3- 2	
1- 3	0- 0	0- 1		NEUTRAL		0- 1		0- 0		1- 1	
3- 8	0- 0	0- 2		NON-CONFERENCE		0- 2		0- 0		3- 4	
1- 3	0- 0	0- 1		HOME		0- 1		0- 0		1- 1	
1- 2	0- 0	0- 0		AWAY		0- 0		0- 0		1- 2	
1- 3	0- 0	0- 1		NEUTRAL		0- 1		0- 0		1- 1	
5- 9	0- 0	0- 0		CONFERENCE		1- 1		1- 7		3- 1	
3- 4	0- 0	0- 0		HOME		1- 0		1- 3		1- 1	
2- 5	0- 0	0- 0		AWAY		0- 1		0- 4		2- 0	
0- 0	0- 0	0- 0		NEUTRAL		0- 0		0- 0		0- 0	
RPI S	Opponent	Score	RPI S	Opponent	Score	RPI S	Opponent	Score	RPI S	Opponent	Score
			35 N	Nevada	0 3	84 A	Yale	2 3	110 A	Cornell	0 3
			50 H	Albany (N.Y.)	0 3	84 H	Yale	3 2	110 H	Cornell	0 3
						85 N	Delaware	1 3	119 A	Penn	2 3
						88 H	Boston College	2 3	119 H	Penn	1 3
									130 A	Harvard	0 3
									130 H	Harvard	2 3
									145 A	Princeton	1 3
									145 H	Princeton	3 1
									210 H	Rhode Island	1 3
									227 H	St. Peter's	3 0
									239 N	Montana	0 3
									244 A	Dartmouth	3 1
									244 H	Dartmouth	1 3
									246 A	UC Davis	1 3
									270 N	Holy Cross	3 1
									273 A	Marist	1 3
									295 A	Columbia	3 0
									295 H	Columbia	3 0
									296 A	Providence	3 0
			LAST 10 GAMES								
			84 A	Yale	2 3	145 A	Princeton	1 3			
			110 A	Cornell	0 3	119 A	Penn	2 3			
			295 A	Columbia	3 0	130 A	Harvard	0 3			
			244 H	Dartmouth	1 3	244 A	Dartmouth	3 1			
			130 H	Harvard	2 3	295 H	Columbia	3 0			

Non-Div. I Games:

Brown

Average RPI Win: 237		WON-LOST RECORD		WINNING PCT. RANK		LAST 10 GAMES		STRENGTH OF SCHEDULE		OPP. STRENGTH OF SCHEDULE		TEAM RPI		ADJ RPI		CONF. RPI		ADJ CONF. RPI	
DIV. I ONLY		7- 23		.23333 273		2- 8		179		128		244		.41035 237		11		11	
DIV. I NON-CONF.		4- 9		.30769 231		1- 1		227		158		244		.40708 240		12		12	
TOTALS		RPI 1-25		RPI 26-50		W-L RECORDS		RPI 51-100		RPI 101-150		RPI 150+							
7- 23		0- 1		0- 2		OVERALL		0- 5		0- 10		7- 5							
4- 9		0- 1		0- 1		HOME		0- 2		0- 2		4- 3							
1- 12		0- 0		0- 1		AWAY		0- 3		0- 6		1- 2							
2- 2		0- 0		0- 0		NEUTRAL		0- 0		0- 2		2- 0							
4- 9		0- 0		0- 1		NON-CONFERENCE		0- 2		0- 3		4- 3							
2- 3		0- 0		0- 0		HOME		0- 1		0- 0		2- 2							
0- 4		0- 0		0- 1		AWAY		0- 1		0- 1		0- 1							
2- 2		0- 0		0- 0		NEUTRAL		0- 0		0- 2		2- 0							
3- 14		0- 1		0- 1		CONFERENCE		0- 3		0- 7		3- 2							
2- 6		0- 1		0- 1		HOME		0- 1		0- 2		2- 1							
1- 8		0- 0		0- 0		AWAY		0- 2		0- 5		1- 1							
0- 0		0- 0		0- 0		NEUTRAL		0- 0		0- 0		0- 0							
RPI S	Opponent	Score		RPI S	Opponent	Score		RPI S	Opponent	Score		RPI S	Opponent	Score					
19	H Ohio	0	3	37	A Purdue	0	3	51	A Western Mich.	0	3	102	A IPFW	0	3				
				46	H Ball St.	0	3	51	H Western Mich.	0	3	103	N Kentucky	1	3				
								55	H Valparaiso	0	3	118	N Coastal Caro.	0	3				
								72	A Marshall	1	3	125	A Bowling Green	0	3				
								76	A Clemson	1	3	125	H Bowling Green	0	3				
												141	A Northern Ill.	0	3				
												147	A Miami (Ohio)	0	3				
												148	A Eastern Mich.	0	3				
												148	A Eastern Mich.	0	3				
												148	H Eastern Mich.	1	3				
												154	H Indiana St.	2	3				
												155	H Kent St.	1	3				
												169	A Toledo	0	3				
												169	H Toledo	3	0				
												196	H Akron	3	2				
												198	H IUPUI	1	3				
												225	A Buffalo	3	0				
												234	H Wis.-Green Bay	3	0				
												262	N La.-Lafayette	3	0				
												285	A Oakland	2	3				
												285	H Oakland	3	0				
												287	N East Tenn. St.	3	2				
LAST 10 GAMES																			
148	A Eastern Mich.	0	3	285	H Oakland	3	0	147	A Miami (Ohio)	0	3								
55	H Valparaiso	0	3					72	A Marshall	1	3								
51	H Western Mich.	0	3					169	H Toledo	3	0								
51	A Western Mich.	0	3					125	H Bowling Green	0	3								
141	A Northern Ill.	0	3																

Non-Div. I Games:

Central Mich.

Average RPI Win:	254	WON-LOST	WINNING	LAST 10	STRENGTH OF	OPP. STRENGTH	TEAM	ADJ	CONF.	ADJ CONF.	
Average RPI Loss:	131	RECORD	PCT. RANK	GAMES	SCHEDULE	OF SCHEDULE	RPI	RPI	RPI	RPI	
DIV. I ONLY	6- 21	.22222	277	2- 8	149	199	240	.40708	238	15	14
DIV. I NON-CONF.	4- 9	.30769	231	0- 1	193	224	237	.40981	236	14	14
<hr/>											
TOTALS	RPI 1-25	RPI 26-50		W-L RECORDS		RPI 51-100		RPI 101-150		RPI 150+	
6- 21	0- 0	0- 1		OVERALL		0- 4		0- 9		6- 7	
3- 9	0- 0	0- 0		HOME		0- 2		0- 4		3- 3	
2- 9	0- 0	0- 1		AWAY		0- 2		0- 4		2- 2	
1- 3	0- 0	0- 0		NEUTRAL		0- 0		0- 1		1- 2	
<hr/>											
4- 9	0- 0	0- 1		NON-CONFERENCE		0- 0		0- 3		4- 5	
2- 3	0- 0	0- 0		HOME		0- 0		0- 1		2- 2	
1- 3	0- 0	0- 1		AWAY		0- 0		0- 1		1- 1	
1- 3	0- 0	0- 0		NEUTRAL		0- 0		0- 1		1- 2	
<hr/>											
2- 12	0- 0	0- 0		CONFERENCE		0- 4		0- 6		2- 2	
1- 6	0- 0	0- 0		HOME		0- 2		0- 3		1- 1	
1- 6	0- 0	0- 0		AWAY		0- 2		0- 3		1- 1	
0- 0	0- 0	0- 0		NEUTRAL		0- 0		0- 0		0- 0	
<hr/>											
RPI S	Opponent	Score	RPI S	Opponent	Score	RPI S	Opponent	Score	RPI S	Opponent	Score
			47 A	Virginia	0 3	59 A	Towson	0 3	112 A	George Mason	0 3
						59 H	Towson	0 3	112 H	George Mason	2 3
						85 A	Delaware	0 3	122 H	Ga. Southern	0 3
						85 H	Delaware	1 3	129 A	Hofstra	0 3
									129 H	Hofstra	1 3
									137 A	James Madison	0 3
									137 H	James Madison	2 3
									139 A	Villanova	0 3
									144 N	Fla. Atlantic	2 3
									157 A	William & Mary	0 3
									157 H	William & Mary	0 3
									164 H	Fairfield	0 3
									164 N	Fairfield	3 1
									175 N	DePaul	1 3
									184 A	Liberty	0 3
									194 N	Binghamton	0 3
									214 H	UMBC	0 3
									248 A	Davidson	3 2
									253 H	Mercer	3 1
									272 A	UNC Wilmington	3 1
									272 H	UNC Wilmington	3 1
									314 H	Norfolk St.	3 0
<hr/>											
LAST 10 GAMES											
			157 H	William & Mary	0 3	59 H	Towson	0 3			
			272 H	UNC Wilmington	3 1	184 A	Liberty	0 3			
			85 A	Delaware	0 3	137 H	James Madison	2 3			
			129 A	Hofstra	0 3	272 A	UNC Wilmington	3 1			
			112 H	George Mason	2 3	157 A	William & Mary	0 3			

Non-Div. I Games:

Va. Commonwealth

Average RPI Win: 267		WON-LOST	WINNING	LAST 10	STRENGTH OF		OPP. STRENGTH	TEAM	ADJ	CONF.	ADJ CONF.
Average RPI Loss: 189		RECORD	PCT. RANK	GAMES	SCHEDULE		OF SCHEDULE	RPI	RPI	RPI	RPI
DIV. I ONLY		15- 13	.53571	138	5- 5		293	275	232	.40355	240
DIV. I NON-CONF.		9- 9	.5	168	0- 1		287	274	236	.40609	241
TOTALS		RPI 1-25	RPI 26-50		W-L RECORDS		RPI 51-100		RPI 101-150		RPI 150+
15- 13	0- 0	0- 0		OVERALL		0- 2		1- 1		14- 10	
7- 6	0- 0	0- 0		HOME		0- 2		1- 0		6- 4	
7- 2	0- 0	0- 0		AWAY		0- 0		0- 0		7- 2	
1- 5	0- 0	0- 0		NEUTRAL		0- 0		0- 1		1- 4	
9- 9	0- 0	0- 0		NON-CONFERENCE		0- 2		1- 1		8- 6	
5- 4	0- 0	0- 0		HOME		0- 2		1- 0		4- 2	
3- 1	0- 0	0- 0		AWAY		0- 0		0- 0		3- 1	
1- 4	0- 0	0- 0		NEUTRAL		0- 0		0- 1		1- 3	
6- 4	0- 0	0- 0		CONFERENCE		0- 0		0- 0		6- 4	
2- 2	0- 0	0- 0		HOME		0- 0		0- 0		2- 2	
4- 1	0- 0	0- 0		AWAY		0- 0		0- 0		4- 1	
0- 1	0- 0	0- 0		NEUTRAL		0- 0		0- 0		0- 1	
RPI S	Opponent	Score	RPI S	Opponent	Score	RPI S	Opponent	Score	RPI S	Opponent	Score
						85 H	Delaware	0 3	120 N	Long Island	0 3
						86 H	Syracuse	0 3	145 H	Princeton	3 1
									164 H	Fairfield	3 2
									173 N	UC Riverside	1 3
									189 H	Iona	1 3
									189 N	Iona	0 3
									195 H	Seton Hall	0 3
									196 N	Akron	0 3
									197 H	Navy	1 3
									227 A	St. Peter's	3 1
									247 A	Northern Ariz.	0 3
									248 N	Davidson	1 3
									251 H	Lafayette	3 1
									260 A	Loyola (Md.)	1 3
									261 H	Canisius	3 2
									266 H	Niagara	2 3
									273 A	Marist	3 0
									283 A	Siena	3 0
									286 H	Fairleigh Dickinson	3 1
									293 H	La Salle	3 2
									294 A	Manhattan	3 1
									299 A	Lehigh	3 0
									301 A	Sacred Heart	3 1
									308 H	St. Francis (N.Y.)	3 0
									311 A	Wagner	3 1
									311 N	Wagner	3 0
LAST 10 GAMES											
			189 N	Iona	0 3		260 A	Loyola (Md.)	1 3		
			283 A	Siena	3 0		86 H	Syracuse	0 3		
			273 A	Marist	3 0		294 A	Manhattan	3 1		
			261 H	Canisius	3 2		227 A	St. Peter's	3 1		
			266 H	Niagara	2 3		189 H	Iona	1 3		

Non-Div. I Games:

Rider

Average RPI Win:	264	WON-LOST RECORD	WINNING PCT. RANK	LAST 10 GAMES	STRENGTH OF SCHEDULE	OPP. STRENGTH OF SCHEDULE	TEAM RPI	ADJ RPI	CONF. RPI	ADJ CONF. RPI	
DIV. I ONLY	15- 18	.45455	171	3- 7	268	254	234	.40028	241	19	22
DIV. I NON-CONF.	10- 8	.55556	142	2- 0	296	279	235	.41177	235	24	24
<hr/>											
TOTALS	RPI 1-25	RPI 26-50		W-L RECORDS		RPI 51-100		RPI 101-150		RPI 150+	
15- 18	0- 0	0- 1		OVERALL		0- 2		1- 4		14- 11	
10- 3	0- 0	0- 0		HOME		0- 1		1- 0		9- 2	
3- 11	0- 0	0- 1		AWAY		0- 1		0- 2		3- 7	
2- 4	0- 0	0- 0		NEUTRAL		0- 0		0- 2		2- 2	
10- 8	0- 0	0- 1		NON-CONFERENCE		0- 0		0- 3		10- 4	
6- 0	0- 0	0- 0		HOME		0- 0		0- 0		6- 0	
2- 4	0- 0	0- 1		AWAY		0- 0		0- 1		2- 2	
2- 4	0- 0	0- 0		NEUTRAL		0- 0		0- 2		2- 2	
5- 10	0- 0	0- 0		CONFERENCE		0- 2		1- 1		4- 7	
4- 3	0- 0	0- 0		HOME		0- 1		1- 0		3- 2	
1- 7	0- 0	0- 0		AWAY		0- 1		0- 1		1- 5	
0- 0	0- 0	0- 0		NEUTRAL		0- 0		0- 0		0- 0	
RPI S	Opponent	Score	RPI S	Opponent	Score	RPI S	Opponent	Score	RPI S	Opponent	Score
			43 A	North Carolina	0 3	53 A	Winthrop	0 3	118 A	Coastal Caro.	0 3
						53 H	Winthrop	1 3	118 H	Coastal Caro.	3 1
									125 N	Bowling Green	0 3
									126 A	West Virginia	1 3
									131 N	Robert Morris	0 3
									180 A	Birmingham-So.	0 3
									180 A	Birmingham-So.	1 3
									180 H	Birmingham-So.	0 3
									184 A	Liberty	1 3
									184 H	Liberty	3 2
									204 A	Elon	2 3
									213 N	Furman	0 3
									215 A	East Caro.	1 3
									217 A	UNC Asheville	1 3
									217 H	UNC Asheville	2 3
									222 A	Charleston So.	0 3
									222 H	Charleston So.	3 0
									248 H	Davidson	3 1
									253 N	Mercer	3 2
									254 N	Lamar	0 3
									271 H	Wofford	3 0
									275 N	Delaware St.	3 0
									278 H	Campbell	3 0
									288 H	N.C. A&T	3 0
									289 A	Radford	3 0
									289 H	Radford	3 0
									305 A	UNC Greensboro	3 1
				</							

Non-Div. I Games: Catawba 3 0 Guilford 3 0

High Point

RPI	S	Opponent	Score	
309	A	Gardner-Webb	3	1
314	H	Norfolk St.	3	0
315	H	Savannah St.	3	0

High Point

H
i
g
h
P
o
i
n
t

H
i
g
h
P
o
i
n
t

Average RPI Win: 245		WON-LOST RECORD		WINNING PCT. RANK		LAST 10 GAMES		STRENGTH OF SCHEDULE		OPP. STRENGTH OF SCHEDULE		TEAM RPI		ADJ RPI		CONF. RPI		ADJ CONF. RPI	
Average RPI Loss: 147																			
DIV. I ONLY		10- 21		.32258 235		4- 6		241		197		243		.39705 242		21		20	
DIV. I NON-CONF.		4- 11		.26667 246		0- 1		235		168		262		.38555 260		17		17	
TOTALS		RPI 1-25		RPI 26-50		W-L RECORDS		RPI 51-100		RPI 101-150		RPI 150+							
10- 21		0- 0		0- 0		OVERALL		0- 6		0- 7		10- 8							
4- 6		0- 0		0- 0		HOME		0- 3		0- 1		4- 2							
3- 11		0- 0		0- 0		AWAY		0- 3		0- 3		3- 5							
3- 4		0- 0		0- 0		NEUTRAL		0- 0		0- 3		3- 1							
4- 11		0- 0		0- 0		NON-CONFERENCE		0- 1		0- 5		4- 5							
1- 2		0- 0		0- 0		HOME		0- 1		0- 0		1- 1							
0- 5		0- 0		0- 0		AWAY		0- 0		0- 2		0- 3							
3- 4		0- 0		0- 0		NEUTRAL		0- 0		0- 3		3- 1							
6- 10		0- 0		0- 0		CONFERENCE		0- 5		0- 2		6- 3							
3- 4		0- 0		0- 0		HOME		0- 2		0- 1		3- 1							
3- 6		0- 0		0- 0		AWAY		0- 3		0- 1		3- 2							
0- 0		0- 0		0- 0		NEUTRAL		0- 0		0- 0		0- 0							
RPI S	Opponent	Score		RPI S	Opponent	Score		RPI S	Opponent	Score		RPI S	Opponent	Score					
								51 H	Western Mich.	0	3	101 A	Memphis	0	3				
								78 A	Wis.-Milwaukee	0	3	104 N	Northwestern	1	3				
								78 H	Wis.-Milwaukee	1	3	106 A	Butler	0	3				
								97 A	Loyola (Ill.)	0	3	106 H	Butler	1	3				
								97 A	Loyola (Ill.)	0	3	141 A	Northern Ill.	0	3				
								97 H	Loyola (Ill.)	0	3	143 N	Alabama A&M	2	3				
												146 N	Jacksonville St.	2	3				
												170 A	Cleveland St.	3	1				
												170 H	Cleveland St.	1	3				
												171 A	Mississippi	1	3				
												175 N	DePaul	3	2				
												198 A	IUPUI	1	3				
												206 A	Western Ill.	2	3				
												218 H	Bradley	0	3				
												234 A	Wis.-Green Bay	1	3				
												234 H	Wis.-Green Bay	3	1				
												249 A	Wright St.	3	1				
												249 H	Wright St.	3	2				
												250 H	Chicago St.	3	2				
												262 N	La.-Lafayette	2	3				
												275 N	Delaware St.	3	0				
												276 A	Youngstown St.	3	2				
								276 A	Youngstown St.	0	3	276 A	Youngstown St.	0	3				
								106 A	Butler	0	3	276 H	Youngstown St.	3	1				
								249 A	Wright St.	3	1	291 N	Tennessee St.	3	0				
								97 H	Loyola (Ill.)	0	3								
								206 A	Western Ill.	2	3								
LAST 10 GAMES																			
								276 A	Youngstown St.	0	3	78 H	Wis.-Milwaukee	1	3				
								106 A	Butler	0	3	234 H	Wis.-Green Bay	3	1				
								249 A	Wright St.	3	1	276 A	Youngstown St.	3	2				
								97 H	Loyola (Ill.)	0	3	170 A	Cleveland St.	3	1				
								206 A	Western Ill.	2	3	106 H	Butler	1	3				

Non-Div. I Games:

Ill.-Chicago

Average RPI Win: 222		WON-LOST RECORD		WINNING PCT. RANK		LAST 10 GAMES		STRENGTH OF SCHEDULE		OPP. STRENGTH OF SCHEDULE		TEAM RPI		ADJ RPI		CONF. RPI		ADJ CONF. RPI	
DIV. I ONLY		4- 21		.16 292		0- 10		112		152		245		.39678 243		12		10	
DIV. I NON-CONF.		4- 6		.4 210		0- 0		111		261		185		.46915 187		10		10	
TOTALS		RPI 1-25		RPI 26-50		W-L RECORDS		RPI 51-100		RPI 101-150		RPI 150+							
4- 21		0- 2		0- 3		OVERALL		0- 2		0- 6		4- 8							
1- 8		0- 1		0- 1		HOME		0- 1		0- 2		1- 3							
2- 9		0- 1		0- 1		AWAY		0- 1		0- 2		2- 4							
1- 4		0- 0		0- 1		NEUTRAL		0- 0		0- 2		1- 1							
4- 6		0- 0		0- 0		NON-CONFERENCE		0- 0		0- 4		4- 2							
1- 1		0- 0		0- 0		HOME		0- 0		0- 1		1- 0							
2- 2		0- 0		0- 0		AWAY		0- 0		0- 1		2- 1							
1- 3		0- 0		0- 0		NEUTRAL		0- 0		0- 2		1- 1							
0- 15		0- 2		0- 3		CONFERENCE		0- 2		0- 2		0- 6							
0- 7		0- 1		0- 1		HOME		0- 1		0- 1		0- 3							
0- 7		0- 1		0- 1		AWAY		0- 1		0- 1		0- 3							
0- 1		0- 0		0- 1		NEUTRAL		0- 0		0- 0		0- 0							
RPI	S	Opponent		Score	RPI	S	Opponent		Score	RPI	S	Opponent		Score					
23	A	Colorado St.		0 3	31	A	Utah		0 3	87	A	Brigham Young		0 3					
23	H	Colorado St.		1 3	31	H	Utah		1 3	87	H	Brigham Young		0 3					
					31	N	Utah		0 3										
												114 N Tulsa		2 3					
												116 A UNLV		0 3					
												116 H UNLV		0 3					
												124 A Northern Colo.		2 3					
												124 H Northern Colo.		0 3					
												136 N Mississippi St.		1 3					
												163 A Wyoming		1 3					
												163 H Wyoming		1 3					
												167 N Army		3 2					
												182 A New Mexico		0 3					
												182 H New Mexico		0 3					
												193 A Denver		1 3					
												197 A Navy		3 1					
												203 A San Diego St.		0 3					
												203 H San Diego St.		1 3					
												207 N Northwestern St.		2 3					
												262 A La.-Lafayette		3 1					
												263 H Tex.-Pan American		3 0					
LAST 10 GAMES																			
		31 N Utah		0 3			87 A Brigham Young		0 3										
		116 H UNLV		0 3			23 H Colorado St.		1 3										
		203 H San Diego St.		1 3			163 H Wyoming		1 3										
		182 A New Mexico		0 3			203 A San Diego St.		0 3										
		31 A Utah		0 3			116 A UNLV		0 3										

Non-Div. I Games:

Air Force

Average RPI Win:	221	WON-LOST RECORD	WINNING PCT. RANK	LAST 10 GAMES	STRENGTH OF SCHEDULE	OPP. STRENGTH OF SCHEDULE	TEAM RPI	ADJ RPI	CONF. RPI	ADJ CONF. RPI		
DIV. I ONLY	6- 18	.25	267	2- 8	197	219	252	.3951	244	18	17	
DIV. I NON-CONF.	3- 7	.3	233	0- 0	215	219	241	.40238	245	23	22	
<hr/>												
TOTALS	RPI 1-25	RPI 26-50		W-L RECORDS		RPI 51-100		RPI 101-150		RPI 150+		
6- 18	0- 0	0- 0		OVERALL		1- 1		0- 11		5- 6		
4- 5	0- 0	0- 0		HOME		1- 0		0- 4		3- 1		
1- 9	0- 0	0- 0		AWAY		0- 1		0- 5		1- 3		
1- 4	0- 0	0- 0		NEUTRAL		0- 0		0- 2		1- 2		
<hr/>												
3- 7	0- 0	0- 0		NON-CONFERENCE		0- 0		0- 3		3- 4		
2- 0	0- 0	0- 0		HOME		0- 0		0- 0		2- 0		
0- 3	0- 0	0- 0		AWAY		0- 0		0- 1		0- 2		
1- 4	0- 0	0- 0		NEUTRAL		0- 0		0- 2		1- 2		
<hr/>												
3- 11	0- 0	0- 0		CONFERENCE		1- 1		0- 8		2- 2		
2- 5	0- 0	0- 0		HOME		1- 0		0- 4		1- 1		
1- 6	0- 0	0- 0		AWAY		0- 1		0- 4		1- 1		
0- 0	0- 0	0- 0		NEUTRAL		0- 0		0- 0		0- 0		
<hr/>												
RPI	S	Opponent	Score	RPI	S	Opponent	Score	RPI	S	Opponent	Score	
								84	A	Yale	0	3
								84	H	Yale	3	1
								109	A	Montana St.	0	3
								110	A	Cornell	0	3
								110	H	Cornell	1	3
								115	N	Boise St.	1	3
								117	N	Maine	2	3
								119	A	Penn	2	3
								119	H	Penn	1	3
								130	A	Harvard	0	3
								130	H	Harvard	1	3
								145	A	Princeton	0	3
								145	H	Princeton	2	3
								167	A	Army	2	3
								186	N	Portland	0	3
								189	H	Iona	3	2
								225	N	Buffalo	2	3
								227	N	St. Peter's	3	0
								229	A	New Hampshire	0	3
								236	A	Brown	3	1
236	H	Brown	1	3								
293	H	La Salle	3	1								
295	A	Columbia	0	3								
295	H	Columbia	3	1								
LAST 10 GAMES												
145	H	Princeton	2	3	295	A	Columbia	0	3			
119	H	Penn	1	3	84	H	Yale	3	1			
236	A	Brown	3	1	236	H	Brown	1	3			
84	A	Yale	0	3	119	A	Penn	2	3			
110	A	Cornell	0	3	145	A	Princeton	0	3			

Non-Div. I Games:

Dartmouth

Average RPI Win: 209		WON-LOST RECORD		WINNING PCT. RANK		LAST 10 GAMES		STRENGTH OF SCHEDULE		OPP. STRENGTH OF SCHEDULE		TEAM RPI		ADJ RPI		CONF. RPI		ADJ CONF. RPI	
DIV. I ONLY		3- 23		.11538 301		2- 8		71		186		249		.39411 245		16		16	
DIV. I NON-CONF.		1- 11		.08333 296		0- 2		75		166		239		.40369 243		18		18	
TOTALS		RPI 1-25		RPI 26-50		W-L RECORDS		RPI 51-100		RPI 101-150		RPI 150+							
3- 23		0- 1		0- 0		OVERALL		0- 7		0- 7		3- 8							
2- 9		0- 0		0- 0		HOME		0- 4		0- 3		2- 2							
1- 10		0- 1		0- 0		AWAY		0- 2		0- 3		1- 4							
0- 4		0- 0		0- 0		NEUTRAL		0- 1		0- 1		0- 2							
1- 11		0- 1		0- 0		NON-CONFERENCE		0- 2		0- 3		1- 5							
1- 3		0- 0		0- 0		HOME		0- 1		0- 1		1- 1							
0- 4		0- 1		0- 0		AWAY		0- 0		0- 1		0- 2							
0- 4		0- 0		0- 0		NEUTRAL		0- 1		0- 1		0- 2							
2- 12		0- 0		0- 0		CONFERENCE		0- 5		0- 4		2- 3							
1- 6		0- 0		0- 0		HOME		0- 3		0- 2		1- 1							
1- 6		0- 0		0- 0		AWAY		0- 2		0- 2		1- 2							
0- 0		0- 0		0- 0		NEUTRAL		0- 0		0- 0		0- 0							
RPI S	Opponent	Score		RPI S	Opponent	Score		RPI S	Opponent	Score		RPI S	Opponent	Score					
5 A	Ohio St.	0 3						61 H	Miami (Fla.)	0 3		109 N	Montana St.	0 3					
								71 A	Western Ky.	1 3		113 A	Ark.-Little Rock	1 3					
								71 H	Western Ky.	1 3		113 H	Ark.-Little Rock	2 3					
								81 H	New Mexico St.	0 3		140 A	Middle Tenn.	0 3					
								91 N	Northeastern	1 3		140 H	Middle Tenn.	1 3					
								94 A	Arkansas St.	0 3		144 A	Fla. Atlantic	2 3					
								94 H	Arkansas St.	0 3		144 H	Fla. Atlantic	1 3					
												153 N	Arizona St.	1 3					
												165 A	New Orleans	1 3					
												169 N	Toledo	0 3					
												192 A	South Fla.	1 3					
												193 H	Denver	3 2					
												205 H	Southeastern La.	3 1					
												205 H	Southeastern La.	1 3					
												228 A	North Texas	3 0					
												229 A	New Hampshire	1 3					
												262 A	La.-Lafayette	2 3					
												292 H	South Ala.	2 3					
LAST 10 GAMES																			
113 H Ark.-Little Rock 2 3				140 A Middle Tenn. 0 3															
94 H Arkansas St. 0 3				81 H New Mexico St. 0 3															
144 H Fla. Atlantic 1 3				193 H Denver 3 2															
165 A New Orleans 1 3				192 A South Fla. 1 3															
71 A Western Ky. 1 3				228 A North Texas 3 0															

Non-Div. I Games:

Florida Int'l

Average RPI Win:		211	WON-LOST RECORD		WINNING PCT. RANK		LAST 10 GAMES		STRENGTH OF SCHEDULE		OPP. STRENGTH OF SCHEDULE		TEAM RPI		ADJ RPI		CONF. RPI		ADJ CONF. RPI				
Average RPI Loss:		117																					
DIV. I ONLY			3- 21		.125 299		2- 8		147		106		260		.39258 246		23		23				
DIV. I NON-CONF.			3- 20		.13043 290		2- 8		128		100		245		.40145 247		22		23				
TOTALS		RPI 1-25		RPI 26-50		W-L RECORDS		RPI 51-100		RPI 101-150		RPI 150+											
3- 21		0- 1		0- 3		OVERALL		0- 6		0- 5		3- 6											
2- 7		0- 1		0- 1		HOME		0- 3		0- 1		2- 1											
1- 9		0- 0		0- 2		AWAY		0- 3		0- 3		1- 1											
0- 5		0- 0		0- 0		NEUTRAL		0- 0		0- 1		0- 4											
3- 20		0- 1		0- 3		NON-CONFERENCE		0- 6		0- 5		3- 5											
2- 7		0- 1		0- 1		HOME		0- 3		0- 1		2- 1											
1- 9		0- 0		0- 2		AWAY		0- 3		0- 3		1- 1											
0- 4		0- 0		0- 0		NEUTRAL		0- 0		0- 1		0- 3											
0- 1		0- 0		0- 0		CONFERENCE		0- 0		0- 0		0- 1											
0- 0		0- 0		0- 0		HOME		0- 0		0- 0		0- 0											
0- 0		0- 0		0- 0		AWAY		0- 0		0- 0		0- 0											
0- 1		0- 0		0- 0		NEUTRAL		0- 0		0- 0		0- 1											
RPI	S	Opponent		Score		RPI	S	Opponent		Score		RPI	S	Opponent		Score		RPI	S	Opponent		Score	
20	H	UC Santa Barb.		0 3		28	A	Long Beach St.		0 3		58	A	UC Irvine		0 3		107	A	San Jose St.		0 3	
						32	A	California		0 3		64	A	Pacific		0 3		129	N	Hofstra		2 3	
						35	H	Nevada		0 3		82	H	Sacramento St.		0 3		134	A	San Francisco		0 3	
												83	H	Cal St. Northridge		1 3		135	H	Utah St.		1 3	
												92	H	Idaho		0 3		142	A	Cal St. Fullerton		0 3	
												93	A	Fresno St.		0 3		173	A	UC Riverside		3 2	
																		173	N	UC Riverside		1 3	
																		174	N	Central Conn. St.		0 3	
																		186	A	Portland		0 3	
																		216	N	Utah Valley St.		2 3	
																		223	H	Cal Poly		3 2	
																		233	N	Portland St.		2 3	
																		236	H	Brown		3 1	
																		239	H	Montana		2 3	
						LAST 10 GAMES																	
						223	H	Cal Poly		3 2		142	A	Cal St. Fullerton		0 3							
						20	H	UC Santa Barb.		0 3		82	H	Sacramento St.		0 3							
						64	A	Pacific		0 3		92	H	Idaho		0 3							
						93	A	Fresno St.		0 3		83	H	Cal St. Northridge		1 3							
						173	A	UC Riverside		3 2		28	A	Long Beach St.		0 3							

Non-Div. I Games:

UC Davis

Average RPI Win:		194	WON-LOST RECORD		WINNING PCT. RANK		LAST 10 GAMES		STRENGTH OF SCHEDULE		OPP. STRENGTH OF SCHEDULE		TEAM RPI		ADJ RPI		CONF. RPI		ADJ CONF. RPI				
DIV. I ONLY			7- 19		.26923 259		3- 7		200		165		242		.39203 247		22		21				
DIV. I NON-CONF.			3- 8		.27273 240		1- 0		175		101		230		.4189 229		16		16				
TOTALS		RPI 1-25		RPI 26-50		W-L RECORDS		RPI 51-100		RPI 101-150		RPI 150+											
7- 19		0- 1		0- 1		OVERALL		0- 5		2- 3		5- 9											
5- 7		0- 0		0- 0		HOME		0- 2		1- 0		4- 5											
1- 9		0- 0		0- 1		AWAY		0- 3		0- 1		1- 4											
1- 3		0- 1		0- 0		NEUTRAL		0- 0		1- 2		0- 0											
3- 8		0- 1		0- 1		NON-CONFERENCE		0- 1		1- 1		2- 4											
2- 3		0- 0		0- 0		HOME		0- 0		0- 0		2- 3											
0- 3		0- 0		0- 1		AWAY		0- 1		0- 0		0- 1											
1- 2		0- 1		0- 0		NEUTRAL		0- 0		1- 1		0- 0											
4- 11		0- 0		0- 0		CONFERENCE		0- 4		1- 2		3- 5											
3- 4		0- 0		0- 0		HOME		0- 2		1- 0		2- 2											
1- 6		0- 0		0- 0		AWAY		0- 2		0- 1		1- 3											
0- 1		0- 0		0- 0		NEUTRAL		0- 0		0- 1		0- 0											
RPI	S	Opponent		Score		RPI	S	Opponent		Score		RPI	S	Opponent		Score							
15	N	Texas		0 3		40	A	Maryland		0 3		75	A	Eastern Wash.		0 3							
												75	H	Eastern Wash.		0 3							
												82	A	Sacramento St.		0 3							
												82	H	Sacramento St.		0 3							
												90	A	Southern Methodist		0 3							
												106	N	Butler		3 0							
												108	N	Georgetown		2 3							
												109	A	Montana St.		0 3							
												109	H	Montana St.		3 2							
												109	N	Montana St.		0 3							
												153	H	Arizona St.		3 0							
												173	H	UC Riverside		1 3							
												196	H	Akron		0 3							
												211	A	Idaho St.		0 3							
												211	H	Idaho St.		1 3							
												223	A	Cal Poly		2 3							
												233	A	Portland St.		0 3							
												233	H	Portland St.		3 2							
												239	A	Montana		3 1							
												239	H	Montana		2 3							
												240	H	Rider		3 0							
												248	H	Davidson		0 3							
												280	A	Weber St.		0 3							
												280	H	Weber St.		3 0							
LAST 10 GAMES																							
109 N Montana St.						0 3						239 H Montana						2 3					
211 H Idaho St.						1 3						109 H Montana St.						3 2					
280 H Weber St.						3 0						82 A Sacramento St.						0 3					
75 A Eastern Wash.						0 3						153 H Arizona St.						3 0					
233 A Portland St.						0 3						280 A Weber St.						0 3					

Non-Div. I Games:

Northern Ariz.

Average RPI Win: 262		WON-LOST	WINNING	LAST 10	STRENGTH OF		OPP. STRENGTH	TEAM	ADJ	CONF.	ADJ CONF.
Average RPI Loss: 155		RECORD	PCT. RANK	GAMES	SCHEDULE		OF SCHEDULE	RPI	RPI	RPI	RPI
DIV. I ONLY		10- 23	.30303	246	1- 9		196	242	239	.38748	248
DIV. I NON-CONF.		3- 13	.1875	278	0- 1		180	223	270	.37401	272
TOTALS		RPI 1-25	RPI 26-50		W-L RECORDS		RPI 51-100		RPI 101-150		RPI 150+
10- 23	0- 0	0- 1		OVERALL		0- 3		0- 6		10- 13	
3- 11	0- 0	0- 0		HOME		0- 2		0- 4		3- 5	
6- 7	0- 0	0- 1		AWAY		0- 1		0- 1		6- 4	
1- 5	0- 0	0- 0		NEUTRAL		0- 0		0- 1		1- 4	
3- 13	0- 0	0- 1		NON-CONFERENCE		0- 1		0- 2		3- 9	
0- 6	0- 0	0- 0		HOME		0- 1		0- 2		0- 3	
2- 3	0- 0	0- 1		AWAY		0- 0		0- 0		2- 2	
1- 4	0- 0	0- 0		NEUTRAL		0- 0		0- 0		1- 4	
7- 10	0- 0	0- 0		CONFERENCE		0- 2		0- 4		7- 4	
3- 5	0- 0	0- 0		HOME		0- 1		0- 2		3- 2	
4- 4	0- 0	0- 0		AWAY		0- 1		0- 1		4- 2	
0- 1	0- 0	0- 0		NEUTRAL		0- 0		0- 1		0- 0	
RPI S	Opponent	Score	RPI S	Opponent	Score	RPI S	Opponent	Score	RPI S	Opponent	Score
			43 A	North Carolina	0 3	52 A	Col. of Charleston	0 3	101 H	Memphis	0 3
						52 H	Col. of Charleston	1 3	105 H	Appalachian St.	1 3
						53 H	Winthrop	1 3	105 N	Appalachian St.	0 3
									122 A	Ga. Southern	0 3
									122 H	Ga. Southern	0 3
									144 H	Fla. Atlantic	0 3
									151 H	Charlotte	1 3
									157 N	William & Mary	0 3
									173 N	UC Riverside	1 3
									175 H	DePaul	0 3
									184 A	Liberty	0 3
									185 N	Tennessee Tech	1 3
									196 N	Akron	0 3
									204 A	Elon	1 3
									213 A	Furman	3 1
									213 H	Furman	3 1
									220 H	Western Caro.	2 3
									238 H	Va. Commonwealth	2 3
									240 N	Rider	3 1
									241 A	High Point	1 3
									247 A	Northern Ariz.	3 0
									268 A	Chattanooga	3 2
									269 A	Citadel	1 3
									269 H	Citadel	3 0
									271 A	Wofford	3 2
									271 H	Wofford	1 3
									287 H	East Tenn. St.	3 2
LAST 10 GAMES			105 N	Appalachian St.	0 3	52 A	Col. of Charleston	0 3	269 A	Citadel	1 3
			271 H	Wofford	1 3	43 A	North Carolina	0 3	269 H	Citadel	3 0
			213 H	Furman	3 1	220 H	Western Caro.	2 3	271 A	Wofford	3 2
			122 H	Ga. Southern	0 3	105 H	Appalachian St.	1 3	271 H	Wofford	1 3
			269 A	Citadel	1 3	204 A	Elon	1 3	287 H	East Tenn. St.	3 2

Non-Div. I Games:

Davidson

RPI	S	Opponent	Score	
305	A	UNC Greensboro	3	0
309	A	Gardner-Webb	3	0

Davidson

D
a
v
i
d
s
o
n

D
a
v
i
d
s
o
n

Average RPI Win: 272		WON-LOST	WINNING	LAST 10	STRENGTH OF		OPP. STRENGTH	TEAM	ADJ	CONF.	ADJ CONF.
Average RPI Loss: 151		RECORD	PCT. RANK	GAMES	SCHEDULE		OF SCHEDULE	RPI	RPI	RPI	RPI
DIV. I ONLY		12- 19	.3871	203	4- 6		275	231	250	.38391	250
DIV. I NON-CONF.		5- 12	.29412	235	0- 3		246	193	259	.38434	261
TOTALS		RPI 1-25	RPI 26-50		W-L RECORDS		RPI 51-100		RPI 101-150		RPI 150+
12- 19	0- 0	0- 0		OVERALL		0- 4		0- 3		12- 12	
5- 5	0- 0	0- 0		HOME		0- 1		0- 1		5- 3	
4- 11	0- 0	0- 0		AWAY		0- 2		0- 2		4- 7	
3- 3	0- 0	0- 0		NEUTRAL		0- 1		0- 0		3- 2	
5- 12	0- 0	0- 0		NON-CONFERENCE		0- 2		0- 3		5- 7	
0- 2	0- 0	0- 0		HOME		0- 0		0- 1		0- 1	
2- 7	0- 0	0- 0		AWAY		0- 1		0- 2		2- 4	
3- 3	0- 0	0- 0		NEUTRAL		0- 1		0- 0		3- 2	
7- 7	0- 0	0- 0		CONFERENCE		0- 2		0- 0		7- 5	
5- 3	0- 0	0- 0		HOME		0- 1		0- 0		5- 2	
2- 4	0- 0	0- 0		AWAY		0- 1		0- 0		2- 3	
0- 0	0- 0	0- 0		NEUTRAL		0- 0		0- 0		0- 0	
RPI S	Opponent	Score	RPI S	Opponent	Score	RPI S	Opponent	Score	RPI S	Opponent	Score
						55 A	Valparaiso	0 3	102 A	IPFW	1 3
						55 H	Valparaiso	0 3	102 H	IPFW	1 3
						75 N	Eastern Wash.	0 3	141 A	Northern Ill.	0 3
						100 A	Eastern Ill.	1 3	159 A	Iowa	0 3
									160 N	Belmont	1 3
									162 A	Oral Roberts	0 3
									162 H	Oral Roberts	1 3
									175 A	DePaul	1 3
									176 A	Evansville	0 3
									181 H	North Dakota St.	1 3
									198 A	IUPUI	0 3
									198 H	IUPUI	3 2
									206 A	Western Ill.	0 3
									206 H	Western Ill.	1 3
									213 N	Furman	2 3
									242 A	Ill.-Chicago	2 3
									255 A	UMKC	3 2
									255 H	UMKC	3 0
									266 N	Niagara	3 1
									272 N	UNC Wilmington	3 0
									276 A	Youngstown St.	3 2
									281 A	Lipscomb	3 1
									284 N	UAB	3 0
									285 H	Oakland	3 0
									285 H	Oakland	3 1
									306 A	Centenary (La.)	3 0
									306 H	Centenary (La.)	3 0
LAST 10 GAMES											
			162 A	Oral Roberts	0 3	102 H	IPFW	1 3			
			306 A	Centenary (La.)	3 0	181 H	North Dakota St.	1 3			
			285 H	Oakland	3 1	206 A	Western Ill.	0 3			
			55 H	Valparaiso	0 3	255 A	UMKC	3 2			
			198 H	IUPUI	3 2	100 A	Eastern Ill.	1 3			

Non-Div. I Games:

Chicago St.

[illegible]

Non-Div. I Games:

East Stroudsburg

3 1

Kutztown

03

3

Lafayette

[illegible]

Average RPI Win: 260		WON-LOST RECORD	WINNING PCT. RANK	LAST 10 GAMES	STRENGTH OF SCHEDULE	OPP. STRENGTH OF SCHEDULE	TEAM RPI	ADJ RPI		CONF. RPI	ADJ CONF. RPI
Average RPI Loss: 187											
DIV. I ONLY		13- 16	.44828 173	4- 6	288	261	248	.38018	253	28	28
DIV. I NON-CONF.		8- 9	.47059 190	3- 2	294	257	247	.39138	257	27	28
<hr/>											
TOTALS		RPI 1-25	RPI 26-50		W-L RECORDS		RPI 51-100		RPI 101-150		RPI 150+
13- 16		0- 1	0- 0		OVERALL		0- 0		0- 3		13- 12
4- 6		0- 0	0- 0		HOME		0- 0		0- 2		4- 4
6- 5		0- 0	0- 0		AWAY		0- 0		0- 0		6- 5
3- 5		0- 1	0- 0		NEUTRAL		0- 0		0- 1		3- 3
8- 9		0- 1	0- 0		NON-CONFERENCE		0- 0		0- 2		8- 6
2- 3		0- 0	0- 0		HOME		0- 0		0- 1		2- 2
4- 2		0- 0	0- 0		AWAY		0- 0		0- 0		4- 2
2- 4		0- 1	0- 0		NEUTRAL		0- 0		0- 1		2- 2
5- 7		0- 0	0- 0		CONFERENCE		0- 0		0- 1		5- 6
2- 3		0- 0	0- 0		HOME		0- 0		0- 1		2- 2
2- 3		0- 0	0- 0		AWAY		0- 0		0- 0		2- 3
1- 1		0- 0	0- 0		NEUTRAL		0- 0		0- 0		1- 1
RPI S	Opponent	Score	RPI S	Opponent	Score	RPI S	Opponent	Score	RPI S	Opponent	Score
19 N	Ohio	0 3							122 N	Ga. Southern	0 3
									144 H	Fla. Atlantic	0 3
									149 H	Auburn	2 3
									160 H	Belmont	0 3
									164 N	Fairfield	0 3
									177 A	Jacksonville	1 3
									177 N	Jacksonville	3 0
									180 H	Birmingham-So.	1 3
									187 H	Georgia St.	1 3
									187 N	Georgia St.	2 3
									201 H	UCF	3 1
									213 A	Furman	3 2
									213 N	Furman	3 0
									215 A	East Caro.	1 3
									238 A	Va. Commonwealth	1 3
									241 N	High Point	2 3
									254 N	Lamar	3 1
									257 A	Troy	1 3
									265 A	Stetson	3 2
									268 A	Chattanooga	3 0
									268 H	Chattanooga	1 3
			LAST 10 GAMES						278 A	Campbell	0 3
			187 N	Georgia St.	2 3	180 H	Birmingham-So.	1 3	281 H	Lipscomb	3 1
			187 H	Georgia St.	1 3	201 H	UCF	3 1	282 A	Samford	3 0
			315 H	Savannah St.	3 0	144 H	Fla. Atlantic	0 3	284 A	UAB	3 1
			257 A	Troy	1 3	282 A	Samford	3 0	309 A	Gardner-Webb	3 0
			315 H	Savannah St.	3 0	268 H	Chattanooga	1 3	315 H	Savannah St.	3 0

Non-Div. I Games:

Mercer

RPI	S	Opponent	Score	
315	H	Savannah St.	3	0

Mercer

M
e
r
c
e
r

M
e
r
c
e
r

Average RPI Win:	241	WON-LOST RECORD	WINNING PCT. RANK	LAST 10 GAMES	STRENGTH OF SCHEDULE	OPP. STRENGTH OF SCHEDULE	TEAM RPI	ADJ RPI	CONF. RPI	ADJ CONF. RPI	
Average RPI Loss:	146										
DIV. I ONLY		9- 23	.28125 256	2- 8	229	174	251	.37889 254	14	15	
DIV. I NON-CONF.		7- 5	.58333 135	1- 1	297	218	225	.42558 224	19	19	
<hr/>											
TOTALS	RPI 1-25	RPI 26-50		W-L RECORDS	RPI 51-100		RPI 101-150		RPI 150+		
9- 23	0- 0	0- 2		OVERALL	0- 4		0- 3		9- 14		
5- 11	0- 0	0- 1		HOME	0- 2		0- 1		5- 7		
2- 11	0- 0	0- 1		AWAY	0- 2		0- 2		2- 6		
2- 1	0- 0	0- 0		NEUTRAL	0- 0		0- 0		2- 1		
<hr/>											
7- 5	0- 0	0- 0		NON-CONFERENCE	0- 0		0- 1		7- 4		
4- 2	0- 0	0- 0		HOME	0- 0		0- 0		4- 2		
1- 2	0- 0	0- 0		AWAY	0- 0		0- 1		1- 1		
2- 1	0- 0	0- 0		NEUTRAL	0- 0		0- 0		2- 1		
<hr/>											
2- 18	0- 0	0- 2		CONFERENCE	0- 4		0- 2		2- 10		
1- 9	0- 0	0- 1		HOME	0- 2		0- 1		1- 5		
1- 9	0- 0	0- 1		AWAY	0- 2		0- 1		1- 5		
0- 0	0- 0	0- 0		NEUTRAL	0- 0		0- 0		0- 0		
<hr/>											
RPI S	Opponent	Score	RPI S	Opponent	Score	RPI S	Opponent	Score	RPI S	Opponent	Score
			34 A	Texas St.	0 3	57 A	Stephen F. Austin	0 3	128 A	McNeese St.	0 3
			34 H	Texas St.	1 3	57 H	Stephen F. Austin	0 3	128 H	McNeese St.	2 3
						69 A	Texas-Arlington	0 3	132 A	Houston	0 3
						69 H	Texas-Arlington	1 3	158 A	Sam Houston St.	1 3
									158 H	Sam Houston St.	0 3
									159 H	Iowa	0 3
									166 A	Texas-San Antonio	0 3
									166 H	Texas-San Antonio	0 3
									168 A	Nicholls St.	2 3
									168 H	Nicholls St.	0 3
									178 H	Louisiana Tech	0 3
									187 H	Georgia St.	3 2
									205 A	Southeastern La.	2 3
									205 H	Southeastern La.	2 3
									207 A	Northwestern St.	0 3
									207 H	Northwestern St.	2 3
									208 H	Grambling	3 0
									213 N	Furman	3 1
									215 A	East Caro.	3 1
									241 N	High Point	3 0
									253 N	Mercer	1 3
			LAST 10 GAMES						259 A	La.-Monroe	3 1
			57 A	Stephen F. Austin	0 3	69 A	Texas-Arlington	0 3	259 H	La.-Monroe	3 0
			168 A	Nicholls St.	2 3	158 A	Sam Houston St.	1 3	262 A	La.-Lafayette	0 3
			207 H	Northwestern St.	2 3	306 H	Centenary (La.)	3 1	280 H	Weber St.	3 0
			259 H	La.-Monroe	3 0	34 A	Texas St.	0 3	306 H	Centenary (La.)	3 1
			132 A	Houston	0 3	166 A	Texas-San Antonio	0 3			

Non-Div. I Games:

Lamar

Average RPI Win:		252	WON-LOST RECORD		WINNING PCT. RANK		LAST 10 GAMES		STRENGTH OF SCHEDULE		OPP. STRENGTH OF SCHEDULE		TEAM RPI		ADJ RPI		CONF. RPI		ADJ CONF. RPI	
Average RPI Loss:		147																		
DIV. I ONLY			7- 21		.25 267		3- 7		204		216		257		.37825 255		27		27	
DIV. I NON-CONF.			3- 11		.21429 270		1- 1		107		130		218		.43324 220		25		25	
TOTALS		RPI 1-25		RPI 26-50		W-L RECORDS		RPI 51-100		RPI 101-150		RPI 150+								
7- 21		0- 0		0- 1		OVERALL		1- 7		0- 1		6- 12								
3- 11		0- 0		0- 1		HOME		0- 3		0- 1		3- 6								
3- 7		0- 0		0- 0		AWAY		0- 3		0- 0		3- 4								
1- 3		0- 0		0- 0		NEUTRAL		1- 1		0- 0		0- 2								
3- 11		0- 0		0- 1		NON-CONFERENCE		1- 5		0- 1		2- 4								
1- 6		0- 0		0- 1		HOME		0- 2		0- 1		1- 2								
1- 2		0- 0		0- 0		AWAY		0- 2		0- 0		1- 0								
1- 3		0- 0		0- 0		NEUTRAL		1- 1		0- 0		0- 2								
4- 10		0- 0		0- 0		CONFERENCE		0- 2		0- 0		4- 8								
2- 5		0- 0		0- 0		HOME		0- 1		0- 0		2- 4								
2- 5		0- 0		0- 0		AWAY		0- 1		0- 0		2- 4								
0- 0		0- 0		0- 0		NEUTRAL		0- 0		0- 0		0- 0								
RPI	S	Opponent		Score		RPI	S	Opponent		Score		RPI	S	Opponent		Score				
						26	H	Wichita St.	0	3			54	H	Kansas	0	3			
															162	A	Oral Roberts	0	3	
															162	H	Oral Roberts	0	3	
															163	N	Wyoming	1	3	
															179	H	Iowa St.	0	3	
															181	H	North Dakota St.	2	3	
															198	A	IUPUI	0	3	
															198	H	IUPUI	1	3	
															206	A	Western Ill.	0	3	
															206	H	Western Ill.	2	3	
															212	A	Southern Ill.	3	2	
															250	A	Chicago St.	0	3	
															250	H	Chicago St.	2	3	
															267	H	Drake	3	2	
															277	N	Colgate	2	3	
															285	A	Oakland	3	2	
															285	H	Oakland	3	1	
															306	A	Centenary (La.)	3	0	
															306	H	Centenary (La.)	3	0	
LAST 10 GAMES																				
						206	A	Western Ill.	0	3			55	A	Valparaiso	1	3			
						267	H	Drake	3	2			198	H	IUPUI	1	3			
						162	H	Oral Roberts	0	3			250	H	Chicago St.	2	3			
						306	H	Centenary (La.)	3	0			206	H	Western Ill.	2	3			
						285	A	Oakland	3	2			66	A	Southwest Mo. St.	0	3			

Non-Div. I Games:

UMKC

Average RPI Win: 299		WON-LOST	WINNING	LAST 10	STRENGTH OF		OPP. STRENGTH	TEAM	ADJ	CONF.	ADJ CONF.		
Average RPI Loss: 165		RECORD	PCT. RANK	GAMES	SCHEDULE		OF SCHEDULE	RPI	RPI	RPI	RPI		
DIV. I ONLY		15- 16	.48387	158	2- 6		300	286	253	.3763	256	31	31
DIV. I NON-CONF.		13- 13	.5	168	1- 5		274	289	232	.39803	249	31	32
TOTALS		RPI 1-25	RPI 26-50		W-L RECORDS		RPI 51-100		RPI 101-150		RPI 150+		
15- 16	0- 0	0- 1		OVERALL		0- 0		0- 5		15- 10			
2- 6	0- 0	0- 1		HOME		0- 0		0- 1		2- 4			
5- 4	0- 0	0- 0		AWAY		0- 0		0- 0		5- 4			
8- 6	0- 0	0- 0		NEUTRAL		0- 0		0- 4		8- 2			
13- 13	0- 0	0- 1		NON-CONFERENCE		0- 0		0- 4		13- 8			
2- 5	0- 0	0- 1		HOME		0- 0		0- 1		2- 3			
5- 3	0- 0	0- 0		AWAY		0- 0		0- 0		5- 3			
6- 5	0- 0	0- 0		NEUTRAL		0- 0		0- 3		6- 2			
2- 3	0- 0	0- 0		CONFERENCE		0- 0		0- 1		2- 2			
0- 1	0- 0	0- 0		HOME		0- 0		0- 0		0- 1			
0- 1	0- 0	0- 0		AWAY		0- 0		0- 0		0- 1			
2- 1	0- 0	0- 0		NEUTRAL		0- 0		0- 1		2- 0			
RPI S	Opponent	Score	RPI S	Opponent	Score	RPI S	Opponent	Score	RPI S	Opponent	Score		
			34 H	Texas St.	2 3				102 N	IPFW	0 3		
									114 N	Tulsa	1 3		
									124 H	Northern Colo.	0 3		
									124 N	Northern Colo.	0 3		
									150 N	Baylor	0 3		
									158 A	Sam Houston St.	1 3		
									158 H	Sam Houston St.	0 3		
									166 A	Texas-San Antonio	0 3		
									181 H	North Dakota St.	0 3		
									181 N	North Dakota St.	1 3		
									197 N	Navy	0 3		
									216 A	Utah Valley St.	0 3		
									216 H	Utah Valley St.	0 3		
									263 A	Tex.-Pan American	0 3		
									263 H	Tex.-Pan American	2 3		
									263 N	Tex.-Pan American	3 1		
									278 N	Campbell	3 2		
									288 A	N.C. A&T	3 0		
									300 A	Prairie View	3 0		
									300 A	Prairie View	3 1		
									300 H	Prairie View	3 1		
									302 A	Texas Southern	3 1		
									302 H	Texas Southern	3 0		
									302 N	Texas Southern	3 0		
									304 A	Southern U.	3 0		
									306 N	Centenary (La.)	3 0		
									306 N	Centenary (La.)	3 2		
LAST 10 GAMES													
			181 N	North Dakota St.	1 3	181 H	North Dakota St.	0 3					
			216 A	Utah Valley St.	0 3	34 H	Texas St.	2 3					
			263 N	Tex.-Pan American	3 1	300 A	Prairie View	3 0					
			102 N	IPFW	0 3	124 H	Northern Colo.	0 3					
			124 N	Northern Colo.	0 3	216 H	Utah Valley St.	0 3					

Non-Div. I Games: South Dakota St. 0 3 Texas A&M Int'l 0 3 Tex. A&M-Kingsville 3 2 Tex. A&M-Kingsville 3 0
Tex. A&M-Corp. Chris

RPI	S	Opponent	Score	
310	N	Hampton	3	0
313	N	Ark.-Pine Bluff	3	0
315	N	Savannah St.	3	0

Tex. A&M-Corp. Chris

T
e
x
.
A
&
M
-
C
o
r
p
.
C
h
r
i
s

T
e
x
.
A
&
M
-
C
o
r
p
.
C
h
r
i
s

Average RPI Win:	291	WON-LOST RECORD	WINNING PCT. RANK	LAST 10 GAMES	STRENGTH OF SCHEDULE	OPP. STRENGTH OF SCHEDULE	TEAM RPI	ADJ RPI	CONF. RPI	ADJ CONF. RPI	
Average RPI Loss:	170										
DIV. I ONLY		9- 18	.33333 227	6- 4	259	272	264	.3761 257	28	28	
DIV. I NON-CONF.		4- 12	.25 255	2- 3	216	265	268	.38152 264	27	28	
<hr/>											
TOTALS	RPI 1-25	RPI 26-50		W-L RECORDS	RPI 51-100		RPI 101-150		RPI 150+		
9- 18	0- 0	0- 0		OVERALL	0- 2		0- 6		9- 10		
3- 6	0- 0	0- 0		HOME	0- 0		0- 1		3- 5		
3- 9	0- 0	0- 0		AWAY	0- 1		0- 4		3- 4		
3- 3	0- 0	0- 0		NEUTRAL	0- 1		0- 1		3- 1		
<hr/>											
4- 12	0- 0	0- 0		NON-CONFERENCE	0- 2		0- 5		4- 5		
1- 3	0- 0	0- 0		HOME	0- 0		0- 1		1- 2		
1- 6	0- 0	0- 0		AWAY	0- 1		0- 3		1- 2		
2- 3	0- 0	0- 0		NEUTRAL	0- 1		0- 1		2- 1		
<hr/>											
5- 6	0- 0	0- 0		CONFERENCE	0- 0		0- 1		5- 5		
2- 3	0- 0	0- 0		HOME	0- 0		0- 0		2- 3		
2- 3	0- 0	0- 0		AWAY	0- 0		0- 1		2- 2		
1- 0	0- 0	0- 0		NEUTRAL	0- 0		0- 0		1- 0		
<hr/>											
RPI S	Opponent	Score	RPI S	Opponent	Score	RPI S	Opponent	Score	RPI S	Opponent	Score
						53 N	Winthrop	0 3	112 N	George Mason	0 3
						80 A	Florida St.	0 3	136 A	Mississippi St.	1 3
									140 A	Middle Tenn.	0 3
									144 A	Fla. Atlantic	1 3
									146 A	Jacksonville St.	0 3
									146 H	Jacksonville St.	1 3
									160 A	Belmont	0 3
									165 A	New Orleans	0 3
									177 H	Jacksonville	0 3
									180 A	Birmingham-So.	0 3
									187 H	Georgia St.	0 3
									201 A	UCF	0 3
									205 N	Southeastern La.	1 3
									253 H	Mercer	3 1
									264 H	Morgan St.	1 3
									265 H	Stetson	0 3
									278 A	Campbell	3 1
									281 H	Lipscomb	3 1
									282 N	Samford	3 2
									292 H	South Ala.	1 3
									298 A	Alcorn St.	3 0
									306 N	Centenary (La.)	3 1
									307 H	Alabama St.	3 0
									309 A	Gardner-Webb	3 0
									309 N	Gardner-Webb	3 0
			LAST 10 GAMES								
			281 H	Lipscomb	3 1	278 A	Campbell	3 1			
			292 H	South Ala.	1 3	309 A	Gardner-Webb	3 0			
			253 H	Mercer	3 1	136 A	Mississippi St.	1 3			
			187 H	Georgia St.	0 3	298 A	Alcorn St.	3 0			
			146 H	Jacksonville St.	1 3	307 H	Alabama St.	3 0			

Non-Div. I Games:

Troy

Average RPI Win: 233		WON-LOST	WINNING	LAST 10	STRENGTH OF	OPP. STRENGTH	TEAM	ADJ	CONF.	ADJ CONF.		
Average RPI Loss: 160		RECORD	PCT. RANK	GAMES	SCHEDULE	OF SCHEDULE	RPI	RPI	RPI	RPI		
DIV. I ONLY		6- 17	.26087	263	2- 8	256	183	270	.37419	258	24	24
DIV. I NON-CONF.		3- 4	.42857	203	0- 1	230	109	210	.44639	206	20	20
<hr/>												
TOTALS		RPI 1-25		RPI 26-50		W-L RECORDS		RPI 51-100		RPI 101-150		RPI 150+
6- 17		0- 0		0- 0		OVERALL		0- 5		1- 2		5- 10
2- 6		0- 0		0- 0		HOME		0- 2		0- 0		2- 4
2- 9		0- 0		0- 0		AWAY		0- 2		0- 1		2- 6
2- 2		0- 0		0- 0		NEUTRAL		0- 1		1- 1		1- 0
3- 4		0- 0		0- 0		NON-CONFERENCE		0- 1		1- 1		2- 2
0- 0		0- 0		0- 0		HOME		0- 0		0- 0		0- 0
1- 2		0- 0		0- 0		AWAY		0- 0		0- 0		1- 2
2- 2		0- 0		0- 0		NEUTRAL		0- 1		1- 1		1- 0
3- 13		0- 0		0- 0		CONFERENCE		0- 4		0- 1		3- 8
2- 6		0- 0		0- 0		HOME		0- 2		0- 0		2- 4
1- 7		0- 0		0- 0		AWAY		0- 2		0- 1		1- 4
0- 0		0- 0		0- 0		NEUTRAL		0- 0		0- 0		0- 0
RPI S	Opponent	Score	RPI S	Opponent	Score	RPI S	Opponent	Score	RPI S	Opponent	Score	
						57 N	Stephen F. Austin	1 3	111 N	Oregon St.	1 3	
						65 A	Eastern Ky.	0 3	143 N	Alabama A&M	3 1	
						65 H	Eastern Ky.	0 3	146 A	Jacksonville St.	0 3	
						100 A	Eastern Ill.	0 3	152 N	St. Louis	3 0	
						100 H	Eastern Ill.	0 3	156 A	Indiana	0 3	
									172 H	Austin Peay	0 3	
									185 H	Tennessee Tech	2 3	
									190 A	Southeast Mo. St.	1 3	
									190 H	Southeast Mo. St.	0 3	
									212 A	Southern Ill.	0 3	
									226 A	Morehead St.	0 3	
									226 H	Morehead St.	1 3	
									235 A	Tenn.-Martin	1 3	
									235 H	Tenn.-Martin	3 0	
									282 A	Samford	0 3	
									284 A	UAB	3 0	
									291 A	Tennessee St.	3 1	
									291 H	Tennessee St.	3 0	
LAST 10 GAMES												
						100 A	Eastern Ill.	0 3	185 H	Tennessee Tech	2 3	
						190 A	Southeast Mo. St.	1 3	212 A	Southern Ill.	0 3	
						291 A	Tennessee St.	3 1	190 H	Southeast Mo. St.	0 3	
						235 H	Tenn.-Martin	3 0	100 H	Eastern Ill.	0 3	
						172 H	Austin Peay	0 3	226 A	Morehead St.	0 3	

Non-Div. I Games:

Murray St.

Average RPI Win: 255		WON-LOST RECORD		WINNING PCT. RANK		LAST 10 GAMES		STRENGTH OF SCHEDULE		OPP. STRENGTH OF SCHEDULE		TEAM RPI		ADJ RPI		CONF. RPI		ADJ CONF. RPI	
Average RPI Loss: 141																			
DIV. I ONLY		6- 25		.19355 284		1- 9		168		189		258		.37366 259		14		15	
DIV. I NON-CONF.		6- 5		.54545 146		1- 0		236		240		196		.46295 194		19		19	
TOTALS		RPI 1-25		RPI 26-50		W-L RECORDS		RPI 51-100		RPI 101-150		RPI 150+							
6- 25		0- 0		0- 3		OVERALL		0- 5		0- 4		6- 13							
1- 10		0- 0		0- 1		HOME		0- 1		0- 2		1- 6							
2- 12		0- 0		0- 2		AWAY		0- 2		0- 1		2- 7							
3- 3		0- 0		0- 0		NEUTRAL		0- 2		0- 1		3- 0							
6- 5		0- 0		0- 1		NON-CONFERENCE		0- 1		0- 2		6- 1							
1- 1		0- 0		0- 0		HOME		0- 0		0- 1		1- 0							
2- 2		0- 0		0- 1		AWAY		0- 0		0- 0		2- 1							
3- 2		0- 0		0- 0		NEUTRAL		0- 1		0- 1		3- 0							
0- 20		0- 0		0- 2		CONFERENCE		0- 4		0- 2		0- 12							
0- 9		0- 0		0- 1		HOME		0- 1		0- 1		0- 6							
0- 10		0- 0		0- 1		AWAY		0- 2		0- 1		0- 6							
0- 1		0- 0		0- 0		NEUTRAL		0- 1		0- 0		0- 0							
RPI S	Opponent	Score		RPI S	Opponent	Score		RPI S	Opponent	Score		RPI S	Opponent	Score					
				34 A	Texas St.	0	3	57 A	Stephen F. Austin	0	3	115 H	Boise St.	0	3				
				34 H	Texas St.	0	3	57 H	Stephen F. Austin	0	3	127 N	Oklahoma	0	3				
				36 A	Georgia	0	3	69 A	Texas-Arlington	0	3	128 A	McNeese St.	0	3				
								69 N	Texas-Arlington	0	3	128 H	McNeese St.	0	3				
								99 N	Virginia Tech	0	3	158 A	Sam Houston St.	1	3				
												158 H	Sam Houston St.	0	3				
												166 A	Texas-San Antonio	1	3				
												166 H	Texas-San Antonio	1	3				
												168 A	Nicholls St.	0	3				
												168 H	Nicholls St.	0	3				
												204 N	Elon	3	2				
												205 A	Southeastern La.	0	3				
												205 H	Southeastern La.	0	3				
												207 A	Northwestern St.	0	3				
												207 H	Northwestern St.	0	3				
												208 A	Grambling	3	2				
												208 N	Grambling	3	2				
												254 A	Lamar	0	3				
												254 H	Lamar	1	3				
												263 A	Tex.-Pan American	0	3				
												296 N	Providence	3	2				
												306 A	Centenary (La.)	3	1				
												306 H	Centenary (La.)	3	1				
LAST 10 GAMES																			
				34 H	Texas St.	0	3	57 H	Stephen F. Austin	0	3	306 H	Centenary (La.)	3	1				
				166 H	Texas-San Antonio	1	3	168 A	Nicholls St.	0	3								
				306 A	Centenary (La.)	3	1	205 A	Southeastern La.	0	3								
				128 A	McNeese St.	0	3	69 N	Texas-Arlington	0	3								
				254 A	Lamar	0	3	158 H	Sam Houston St.	0	3								

Non-Div. I Games:

La.-Monroe

Average RPI Win:	286	WON-LOST	WINNING	LAST 10	STRENGTH OF	OPP. STRENGTH	TEAM	ADJ	CONF.	ADJ CONF.			
Average RPI Loss:	189	RECORD	PCT. RANK	GAMES	SCHEDULE	OF SCHEDULE	RPI	RPI	RPI	RPI			
DIV. I ONLY	11- 15	.42308	189	4- 6	292	282	266	.37247	261	29	29		
DIV. I NON-CONF.	6- 10	.375	217	0- 1	278	275	266	.38041	265	29	29		
<hr/>													
TOTALS	RPI 1-25	RPI 26-50		W-L RECORDS		RPI 51-100		RPI 101-150		RPI 150+			
11- 15	0- 0	0- 0		OVERALL		0- 2		0- 2		11- 11			
5- 5	0- 0	0- 0		HOME		0- 2		0- 0		5- 3			
2- 7	0- 0	0- 0		AWAY		0- 0		0- 0		2- 7			
4- 3	0- 0	0- 0		NEUTRAL		0- 0		0- 2		4- 1			
<hr/>													
6- 10	0- 0	0- 0		NON-CONFERENCE		0- 2		0- 2		6- 6			
0- 4	0- 0	0- 0		HOME		0- 2		0- 0		0- 2			
2- 3	0- 0	0- 0		AWAY		0- 0		0- 0		2- 3			
4- 3	0- 0	0- 0		NEUTRAL		0- 0		0- 2		4- 1			
<hr/>													
5- 5	0- 0	0- 0		CONFERENCE		0- 0		0- 0		5- 5			
5- 1	0- 0	0- 0		HOME		0- 0		0- 0		5- 1			
0- 4	0- 0	0- 0		AWAY		0- 0		0- 0		0- 4			
0- 0	0- 0	0- 0		NEUTRAL		0- 0		0- 0		0- 0			
<hr/>													
RPI	S	Opponent	Score	RPI	S	Opponent	Score	RPI	S	Opponent	Score		
				69 H Texas-Arlington				1	3	120 N Long Island	0	3	
				86 H Syracuse				2	3	126 N West Virginia	0	3	
								164 A Fairfield				1	3
								188 H Stony Brook				0	3
								189 A Iona				1	3
								194 H Binghamton				0	3
								194 N Binghamton				0	3
								225 A Buffalo				0	3
								227 H St. Peter's				3	0
								231 A Fordham				0	3
								240 A Rider				2	3
								260 A Loyola (Md.)				0	3
								266 H Niagara				3	1
								273 H Marist				1	3
								274 A St. Francis (Pa.)				2	3
								277 A Colgate				3	1
								283 H Siena				3	1
								286 A Fairleigh Dickinson				3	1
								294 H Manhattan				3	1
								294 H Manhattan				3	0
				297 N Quinnipiac				3	1				
				303 N Hartford				3	1				
				311 N Wagner				3	0				
				311 N Wagner				3	0				
<hr/>													
				LAST 10 GAMES									
266 H Niagara				3	1	164 A Fairfield				1	3		
260 A Loyola (Md.)				0	3	189 A Iona				1	3		
240 A Rider				2	3	283 H Siena				3	1		
294 H Manhattan				3	0	273 H Marist				1	3		
227 H St. Peter's				3	0	86 H Syracuse				2	3		

Non-Div. I Games:

Canisius

Average RPI Win: 261		WON-LOST	WINNING	LAST 10	STRENGTH OF		OPP. STRENGTH	TEAM	ADJ	CONF.	ADJ CONF.
Average RPI Loss: 147		RECORD	PCT. RANK	GAMES	SCHEDULE		OF SCHEDULE	RPI	RPI	RPI	RPI
DIV. I ONLY		7- 23	.23333	273	224		213	268	.37242	262	16
DIV. I NON-CONF.		4- 11	.26667	246	211		207	254	.39553	252	18
TOTALS		RPI 1-25	RPI 26-50		W-L RECORDS		RPI 51-100		RPI 101-150		RPI 150+
7- 23	0- 0	0- 1		OVERALL		0- 5		0- 7		7- 10	
3- 10	0- 0	0- 0		HOME		0- 1		0- 4		3- 5	
2- 10	0- 0	0- 1		AWAY		0- 4		0- 1		2- 4	
2- 3	0- 0	0- 0		NEUTRAL		0- 0		0- 2		2- 1	
4- 11	0- 0	0- 1		NON-CONFERENCE		0- 1		0- 5		4- 4	
1- 5	0- 0	0- 0		HOME		0- 0		0- 3		1- 2	
1- 3	0- 0	0- 1		AWAY		0- 1		0- 0		1- 1	
2- 3	0- 0	0- 0		NEUTRAL		0- 0		0- 2		2- 1	
3- 12	0- 0	0- 0		CONFERENCE		0- 4		0- 2		3- 6	
2- 5	0- 0	0- 0		HOME		0- 1		0- 1		2- 3	
1- 7	0- 0	0- 0		AWAY		0- 3		0- 1		1- 3	
0- 0	0- 0	0- 0		NEUTRAL		0- 0		0- 0		0- 0	
RPI S	Opponent	Score	RPI S	Opponent	Score	RPI S	Opponent	Score	RPI S	Opponent	Score
			33 A	Rice	0 3	71 A	Western Ky.	0 3	113 A	Ark.-Little Rock	0 3
						76 A	Clemson	0 3	114 H	Tulsa	1 3
						81 A	New Mexico St.	0 3	118 N	Coastal Caro.	1 3
						81 H	New Mexico St.	0 3	136 H	Mississippi St.	1 3
						94 A	Arkansas St.	1 3	138 H	Tulane	0 3
									140 H	Middle Tenn.	2 3
									146 N	Jacksonville St.	1 3
									165 A	New Orleans	1 3
									165 H	New Orleans	1 3
									171 A	Mississippi	0 3
									193 A	Denver	0 3
									193 H	Denver	0 3
									205 A	Southeastern La.	3 1
									207 H	Northwestern St.	1 3
									228 A	North Texas	0 3
									228 H	North Texas	0 3
									237 N	Central Mich.	0 3
									242 N	Ill.-Chicago	3 2
									243 H	Air Force	1 3
									245 H	Florida Int'l	3 2
									254 H	Lamar	3 0
									292 A	South Ala.	3 2
									292 H	South Ala.	3 0
									298 N	Alcorn St.	3 0
LAST 10 GAMES			140 H	Middle Tenn.	2 3	292 A	South Ala.	3 2			
			228 H	North Texas	0 3	113 A	Ark.-Little Rock	0 3			
			81 H	New Mexico St.	0 3	94 A	Arkansas St.	1 3			
			193 H	Denver	0 3	245 H	Florida Int'l	3 2			
			165 A	New Orleans	1 3	33 A	Rice	0 3			

Non-Div. I Games:

La.-Lafayette

Average RPI Win:	263	WON-LOST RECORD	WINNING PCT. RANK	LAST 10 GAMES	STRENGTH OF SCHEDULE	OPP. STRENGTH OF SCHEDULE	TEAM RPI	ADJ RPI	CONF. RPI	ADJ CONF. RPI		
Average RPI Loss:	156											
DIV. I ONLY	8- 20	.28571	253	1- 6	227	238	256	.37133	263	31	31	
DIV. I NON-CONF.	5- 18	.21739	269	1- 4	199	199	264	.36025	280	31	32	
<hr/>												
TOTALS	RPI 1-25	RPI 26-50		W-L RECORDS		RPI 51-100		RPI 101-150		RPI 150+		
8- 20	0- 0	0- 1		OVERALL		0- 1		0- 8		8- 10		
4- 5	0- 0	0- 0		HOME		0- 0		0- 2		4- 3		
3- 9	0- 0	0- 1		AWAY		0- 1		0- 3		3- 4		
1- 6	0- 0	0- 0		NEUTRAL		0- 0		0- 3		1- 3		
<hr/>												
5- 18	0- 0	0- 1		NON-CONFERENCE		0- 1		0- 7		5- 9		
2- 5	0- 0	0- 0		HOME		0- 0		0- 2		2- 3		
2- 9	0- 0	0- 1		AWAY		0- 1		0- 3		2- 4		
1- 4	0- 0	0- 0		NEUTRAL		0- 0		0- 2		1- 2		
<hr/>												
3- 2	0- 0	0- 0		CONFERENCE		0- 0		0- 1		3- 1		
2- 0	0- 0	0- 0		HOME		0- 0		0- 0		2- 0		
1- 0	0- 0	0- 0		AWAY		0- 0		0- 0		1- 0		
0- 2	0- 0	0- 0		NEUTRAL		0- 0		0- 1		0- 1		
<hr/>												
RPI S	Opponent	Score	RPI S	Opponent	Score	RPI S	Opponent	Score	RPI S	Opponent	Score	
			34 A	Texas St.	0 3		81 A	New Mexico St.	0 3	102 N	IPFW	0 3
									121 A	Texas Tech	1 3	
									124 A	Northern Colo.	0 3	
									124 H	Northern Colo.	1 3	
									124 N	Northern Colo.	0 3	
									127 H	Oklahoma	2 3	
									131 N	Robert Morris	0 3	
									150 A	Baylor	0 3	
									158 A	Sam Houston St.	0 3	
									166 H	Texas-San Antonio	2 3	
									181 H	North Dakota St.	0 3	
									181 N	North Dakota St.	1 3	
									191 A	UTEP	0 3	
									191 N	UTEP	0 3	
									208 H	Grambling	3 0	
									216 A	Utah Valley St.	1 3	
									216 H	Utah Valley St.	2 3	
									228 N	North Texas	3 1	
									243 A	Air Force	0 3	
									256 A	Tex. A&M-Corp. Chris	3 2	
									256 H	Tex. A&M-Corp. Chris	3 0	
									256 N	Tex. A&M-Corp. Chris	1 3	
									259 H	La.-Monroe	3 0	
									296 H	Providence	3 0	
									300 A	Prairie View	3 0	
									302 A	Texas Southern	3 0	
								</				

Average RPI Win: 288		WON-LOST	WINNING	LAST 10	STRENGTH OF		OPP. STRENGTH	TEAM	ADJ	CONF.	ADJ CONF.
Average RPI Loss: 192		RECORD	PCT. RANK	GAMES	SCHEDULE		OF SCHEDULE	RPI	RPI	RPI	RPI
DIV. I ONLY		20- 19	.51282	152	7- 3		299	302	246	.37068	264
DIV. I NON-CONF.		8- 13	.38095	216	0- 1		265	286	258	.3748	270
TOTALS		RPI 1-25	RPI 26-50		W-L RECORDS		RPI 51-100		RPI 101-150		RPI 150+
20- 19	0- 0	0- 1		OVERALL		0- 2		0- 3		20- 13	
10- 5	0- 0	0- 0		HOME		0- 0		0- 1		10- 4	
5- 5	0- 0	0- 0		AWAY		0- 2		0- 0		5- 3	
5- 9	0- 0	0- 1		NEUTRAL		0- 0		0- 2		5- 6	
8- 13	0- 0	0- 0		NON-CONFERENCE		0- 2		0- 3		8- 8	
4- 4	0- 0	0- 0		HOME		0- 0		0- 1		4- 3	
2- 3	0- 0	0- 0		AWAY		0- 2		0- 0		2- 1	
2- 6	0- 0	0- 0		NEUTRAL		0- 0		0- 2		2- 4	
12- 6	0- 0	0- 1		CONFERENCE		0- 0		0- 0		12- 5	
6- 1	0- 0	0- 0		HOME		0- 0		0- 0		6- 1	
3- 2	0- 0	0- 0		AWAY		0- 0		0- 0		3- 2	
3- 3	0- 0	0- 1		NEUTRAL		0- 0		0- 0		3- 2	
RPI S	Opponent	Score	RPI S	Opponent	Score	RPI S	Opponent	Score	RPI S	Opponent	Score
			45 N	Florida A&M	0 3	59 A	Towson	0 3	101 N	Memphis	0 3
						63 A	American	0 3	144 N	Fla. Atlantic	0 3
									145 H	Princeton	0 3
									165 A	New Orleans	0 3
									202 H	Bucknell	0 3
									205 N	Southeastern La.	0 3
									214 H	UMBC	0 3
									217 N	UNC Asheville	0 3
									219 A	Md.-East. Shore	2 3
									219 H	Md.-East. Shore	3 0
									219 N	Md.-East. Shore	1 4
									232 N	Bethune-Cookman	3 2
									232 N	Bethune-Cookman	0 3
									251 H	Lafayette	0 3
									257 A	Troy	3 1
									260 H	Loyola (Md.)	3 1
									274 H	St. Francis (Pa.)	3 1
									275 A	Delaware St.	2 3
									275 H	Delaware St.	3 1
									279 N	South Carolina St.	3 1
									288 H	N.C. A&T	2 3
									290 A	Howard	3 0
									290 H	Howard	3 1
									296 A	Providence	3 1
									297 N	Quinnipiac	3 2
									305 N	UNC Greensboro	0 3
									306 N	Centenary (La.)	0 3
LAST 10 GAMES			219 N	Md.-East. Shore	1 4	219 A	Md.-East. Shore	2 3	290 A	Howard	3 0
			232 N	Bethune-Cookman	3 2	290 A	Howard	3 0	296 A	Providence	3 1
			314 N	Norfolk St.	3 0	63 A	American	0 3	297 N	Quinnipiac	3 2
			275 H	Delaware St.	3 1	310 H	Hampton	3 0	305 N	UNC Greensboro	0 3
			312 A	Coppin St.	3 0	279 N	South Carolina St.	3 1	306 N	Centenary (La.)	0 3

Non-Div. I Games:

Morgan St.

M
o
r
g
a
n
s
t
.

M
o
r
g
a
n
s
t
.

Morgan St.

Average RPI Win:	283	WON-LOST	WINNING	LAST 10	STRENGTH OF	OPP. STRENGTH	TEAM	ADJ	CONF.	ADJ CONF.		
Average RPI Loss:	185	RECORD	PCT. RANK	GAMES	SCHEDULE	OF SCHEDULE	RPI	RPI	RPI	RPI		
DIV. I ONLY	8- 12	.4	196	4- 4	290	287	271	.36901	265	28	28	
DIV. I NON-CONF.	4- 4	.5	168	1- 1	313	293	288	.35795	282	27	28	
<hr/>												
TOTALS	RPI 1-25	RPI 26-50		W-L RECORDS		RPI 51-100		RPI 101-150		RPI 150+		
8- 12	0- 0	0- 0		OVERALL		0- 1		0- 2		8- 9		
5- 5	0- 0	0- 0		HOME		0- 0		0- 1		5- 4		
2- 6	0- 0	0- 0		AWAY		0- 1		0- 1		2- 4		
1- 1	0- 0	0- 0		NEUTRAL		0- 0		0- 0		1- 1		
<hr/>												
4- 4	0- 0	0- 0		NON-CONFERENCE		0- 1		0- 0		4- 3		
2- 1	0- 0	0- 0		HOME		0- 0		0- 0		2- 1		
1- 2	0- 0	0- 0		AWAY		0- 1		0- 0		1- 1		
1- 1	0- 0	0- 0		NEUTRAL		0- 0		0- 0		1- 1		
<hr/>												
4- 8	0- 0	0- 0		CONFERENCE		0- 0		0- 2		4- 6		
3- 4	0- 0	0- 0		HOME		0- 0		0- 1		3- 3		
1- 4	0- 0	0- 0		AWAY		0- 0		0- 1		1- 3		
0- 0	0- 0	0- 0		NEUTRAL		0- 0		0- 0		0- 0		
<hr/>												
RPI	S	Opponent	Score	RPI	S	Opponent	Score	RPI	S	Opponent	Score	
								80	A	Florida St.	0	3
								144	A	Fla. Atlantic	1	3
								144	H	Fla. Atlantic	0	3
								158	N	Sam Houston St.	1	3
								160	A	Belmont	0	3
								177	A	Jacksonville	0	3
								177	H	Jacksonville	1	3
								187	H	Georgia St.	1	3
								201	H	UCF	3	0
								232	A	Bethune-Cookman	2	3
								232	H	Bethune-Cookman	2	3
								253	H	Mercer	2	3
								257	A	Troy	3	0
								278	H	Campbell	3	2
								281	A	Lipscomb	1	3
								292	N	South Ala.	3	0
								299	H	Lehigh	3	1
								309	H	Gardner-Webb	3	0
								315	A	Savannah St.	3	0
								315	H	Savannah St.	3	0
<hr/>												
LAST 10 GAMES												
144	A	Fla. Atlantic	1	3	187	H	Georgia St.	1	3			
232	A	Bethune-Cookman	2	3	278	H	Campbell	3	2			
201	H	UCF	3	0	309	H	Gardner-Webb	3	0			
315	A	Savannah St.	3	0	257	A	Troy	3	0			
177	A	Jacksonville	0	3	232	H	Bethune-Cookman	2	3			

Non-Div. I Games:

Flagler

1

3

Embry-Riddle (FL)

3

0

Flagler

3

0

Stetson

Average RPI Win: 271		WON-LOST	WINNING	LAST 10	STRENGTH OF		OPP. STRENGTH	TEAM	ADJ	CONF.	ADJ CONF.
Average RPI Loss: 186		RECORD	PCT. RANK	GAMES	SCHEDULE		OF SCHEDULE	RPI	RPI	RPI	RPI
DIV. I ONLY		7- 17	.29167	250	5- 5		233	268	263	.36798	266
DIV. I NON-CONF.		2- 13	.13333	285	0- 1		162	250	280	.35523	283
TOTALS		RPI 1-25	RPI 26-50		W-L RECORDS		RPI 51-100		RPI 101-150		RPI 150+
7- 17	0- 0	0- 0		OVERALL		0- 2		0- 2		7- 13	
3- 5	0- 0	0- 0		HOME		0- 2		0- 0		3- 3	
2- 8	0- 0	0- 0		AWAY		0- 0		0- 1		2- 7	
2- 4	0- 0	0- 0		NEUTRAL		0- 0		0- 1		2- 3	
2- 13	0- 0	0- 0		NON-CONFERENCE		0- 2		0- 2		2- 9	
0- 4	0- 0	0- 0		HOME		0- 2		0- 0		0- 2	
0- 5	0- 0	0- 0		AWAY		0- 0		0- 1		0- 4	
2- 4	0- 0	0- 0		NEUTRAL		0- 0		0- 1		2- 3	
5- 4	0- 0	0- 0		CONFERENCE		0- 0		0- 0		5- 4	
3- 1	0- 0	0- 0		HOME		0- 0		0- 0		3- 1	
2- 3	0- 0	0- 0		AWAY		0- 0		0- 0		2- 3	
0- 0	0- 0	0- 0		NEUTRAL		0- 0		0- 0		0- 0	
RPI S	Opponent	Score	RPI S	Opponent	Score	RPI S	Opponent	Score	RPI S	Opponent	Score
						69 H	Texas-Arlington	0 3	110 N	Cornell	0 3
						72 H	Marshall	0 3	120 A	Long Island	0 3
									164 A	Fairfield	1 3
									183 N	Duquesne	0 3
									188 H	Stony Brook	0 3
									189 A	Iona	1 3
									194 A	Binghamton	1 3
									202 A	Bucknell	1 3
									217 N	UNC Asheville	0 3
									219 A	Md.-East. Shore	2 3
									225 H	Buffalo	0 3
									227 H	St. Peter's	2 3
									240 A	Rider	3 2
									250 N	Chicago St.	1 3
									260 A	Loyola (Md.)	3 1
									261 A	Canisius	1 3
									272 N	UNC Wilmington	3 0
									273 H	Marist	3 2
									275 N	Delaware St.	3 0
									276 A	Youngstown St.	0 3
									283 H	Siena	3 2
									294 H	Manhattan	3 1
LAST 10 GAMES											
						261 A	Canisius	1 3	189 A	Iona	1 3
						260 A	Loyola (Md.)	3 1	164 A	Fairfield	1 3
						240 A	Rider	3 2	273 H	Marist	3 2
						227 H	St. Peter's	2 3	283 H	Siena	3 2
						294 H	Manhattan	3 1	72 H	Marshall	0 3

Non-Div. I Games:

Niagara

Average RPI Win: 231		WON-LOST	WINNING	LAST 10	STRENGTH OF	OPP. STRENGTH	TEAM	ADJ	CONF.	ADJ CONF.					
Average RPI Loss: 124		RECORD	PCT. RANK	GAMES	SCHEDULE	OF SCHEDULE	RPI	RPI	RPI	RPI					
DIV. I ONLY		3- 25	.10714	303	0- 10	142	113	267	.36578	267	10	12			
DIV. I NON-CONF.		2- 8	.2	272	0- 2	166	155	252	.39344	254	11	11			
<hr/>															
TOTALS		RPI 1-25		RPI 26-50		W-L RECORDS		RPI 51-100		RPI 101-150		RPI 150+			
3- 25		0- 0		0- 4		OVERALL		0- 9		0- 0		3- 12			
1- 10		0- 0		0- 1		HOME		0- 4		0- 0		1- 5			
0- 13		0- 0		0- 2		AWAY		0- 4		0- 0		0- 7			
2- 2		0- 0		0- 1		NEUTRAL		0- 1		0- 0		2- 0			
<hr/>															
2- 8		0- 0		0- 2		NON-CONFERENCE		0- 1		0- 0		2- 5			
0- 2		0- 0		0- 0		HOME		0- 0		0- 0		0- 2			
0- 4		0- 0		0- 1		AWAY		0- 0		0- 0		0- 3			
2- 2		0- 0		0- 1		NEUTRAL		0- 1		0- 0		2- 0			
<hr/>															
1- 17		0- 0		0- 2		CONFERENCE		0- 8		0- 0		1- 7			
1- 8		0- 0		0- 1		HOME		0- 4		0- 0		1- 3			
0- 9		0- 0		0- 1		AWAY		0- 4		0- 0		0- 4			
0- 0		0- 0		0- 0		NEUTRAL		0- 0		0- 0		0- 0			
<hr/>															
RPI	S	Opponent	Score	RPI	S	Opponent	Score	RPI	S	Opponent	Score				
				26	A	Wichita St.	0 3	66	A	Southwest Mo. St.	0 3	154	A	Indiana St.	0 3
				26	H	Wichita St.	0 3	66	H	Southwest Mo. St.	0 3	154	H	Indiana St.	0 3
				33	N	Rice	0 3	67	A	Northern Iowa	0 3	166	A	Texas-San Antonio	0 3
				41	A	Marquette	0 3	67	H	Northern Iowa	1 3	176	A	Evansville	1 3
								70	A	Illinois St.	1 3	176	H	Evansville	0 3
								70	H	Illinois St.	1 3	179	H	Iowa St.	1 3
								71	N	Western Ky.	1 3	181	N	North Dakota St.	3 1
								95	A	Creighton	1 3	190	A	Southeast Mo. St.	0 3
								95	H	Creighton	1 3	206	H	Western Ill.	0 3
												212	A	Southern Ill.	0 3
												212	H	Southern Ill.	3 2
												218	A	Bradley	1 3
												218	H	Bradley	0 3
												255	A	UMKC	2 3
												300	N	Prairie View	3 1
<hr/>															
LAST 10 GAMES															
				70	A	Illinois St.	1 3	95	H	Creighton	1 3				
				154	A	Indiana St.	0 3	190	A	Southeast Mo. St.	0 3				
				67	H	Northern Iowa	1 3	212	A	Southern Ill.	0 3				
				218	H	Bradley	0 3	176	A	Evansville	1 3				
				255	A	UMKC	2 3	66	H	Southwest Mo. St.	0 3				

Non-Div. I Games: South Dakota St. 1 3

Drake

Average RPI Win: 268		WON-LOST	WINNING	LAST 10	STRENGTH OF		OPP. STRENGTH	TEAM	ADJ	CONF.	ADJ CONF.	
Average RPI Loss: 175		RECORD	PCT. RANK	GAMES	SCHEDULE		OF SCHEDULE	RPI	RPI	RPI	RPI	
DIV. I ONLY		9- 21	.3 247	3- 7	252		250	265	.3647	268	25	25
DIV. I NON-CONF.		3- 10	.23077 262	0- 2	241		242	281	.36566	276	26	26
<hr/>												
TOTALS		RPI 1-25		RPI 26-50		W-L RECORDS		RPI 51-100		RPI 101-150		RPI 150+
9- 21		0- 0		0- 0		OVERALL		0- 2		0- 7		9- 12
5- 8		0- 0		0- 0		HOME		0- 1		0- 2		5- 5
3- 9		0- 0		0- 0		AWAY		0- 0		0- 4		3- 5
1- 4		0- 0		0- 0		NEUTRAL		0- 1		0- 1		1- 2
<hr/>												
3- 10		0- 0		0- 0		NON-CONFERENCE		0- 0		0- 4		3- 6
1- 4		0- 0		0- 0		HOME		0- 0		0- 1		1- 3
1- 3		0- 0		0- 0		AWAY		0- 0		0- 2		1- 1
1- 3		0- 0		0- 0		NEUTRAL		0- 0		0- 1		1- 2
<hr/>												
6- 11		0- 0		0- 0		CONFERENCE		0- 2		0- 3		6- 6
4- 4		0- 0		0- 0		HOME		0- 1		0- 1		4- 2
2- 6		0- 0		0- 0		AWAY		0- 0		0- 2		2- 4
0- 1		0- 0		0- 0		NEUTRAL		0- 1		0- 0		0- 0
<hr/>												
RPI	S	Opponent	Score	RPI	S	Opponent	Score	RPI	S	Opponent	Score	
						52 H Col. of Charleston	0 3			105 A Appalachian St.	0 3	
						52 N Col. of Charleston	1 3			105 H Appalachian St.	2 3	
										118 A Coastal Caro.	0 3	
										120 N Long Island	0 3	
										122 A Ga. Southern	0 3	
										140 A Middle Tenn.	1 3	
										140 H Middle Tenn.	1 3	
										169 N Toledo	0 3	
										172 N Austin Peay	0 3	
										192 H South Fla.	0 3	
										204 A Elon	2 3	
										204 H Elon	3 0	
										209 N North Carolina St.	3 2	
										213 A Furman	1 3	
										220 A Western Caro.	1 3	
										220 H Western Caro.	2 3	
										248 H Davidson	2 3	
										253 A Mercer	3 1	
										253 H Mercer	0 3	
										269 H Citadel	3 0	
										271 A Wofford	1 3	
										281 A Lipscomb	2 3	
										282 H Samford	2 3	
										287 A East Tenn. St.	3 2	
										287 H East Tenn. St.	3 2	
										291 H Tennessee St.	3 0	
										305 A UNC Greensboro	3 2	
				LAST 10 GAMES								
						52 N Col. of Charleston	1 3			140 H Middle Tenn.	1 3	
						305 H UNC Greensboro	3 1			105 A Appalachian St.	0 3	
						204 H Elon	3 0			220 A Western Caro.	1 3	
						281 A Lipscomb	2 3			213 A Furman	1 3	
						287 H East Tenn. St.	3 2			271 A Wofford	1 3	

Non-Div. I Games:

Chattanooga

Chattanooga

Average RPI Win: 284		WON-LOST	WINNING	LAST 10	STRENGTH OF		OPP. STRENGTH	TEAM	ADJ	CONF.	ADJ CONF.
Average RPI Loss: 172		RECORD	PCT. RANK	GAMES	SCHEDULE		OF SCHEDULE	RPI	RPI	RPI	RPI
DIV. I ONLY		10- 20	.33333	227	3- 7		262	277	269	.36214	269
DIV. I NON-CONF.		6- 7	.46154	194	1- 1		272	306	242	.40364	244
TOTALS		RPI 1-25	RPI 26-50		W-L RECORDS		RPI 51-100		RPI 101-150		RPI 150+
10- 20	0- 0	0- 0		OVERALL		0- 5		0- 3		10- 12	
5- 7	0- 0	0- 0		HOME		0- 1		0- 2		5- 4	
3- 10	0- 0	0- 0		AWAY		0- 2		0- 1		3- 7	
2- 3	0- 0	0- 0		NEUTRAL		0- 2		0- 0		2- 1	
6- 7	0- 0	0- 0		NON-CONFERENCE		0- 3		0- 0		6- 4	
2- 1	0- 0	0- 0		HOME		0- 0		0- 0		2- 1	
2- 3	0- 0	0- 0		AWAY		0- 1		0- 0		2- 2	
2- 3	0- 0	0- 0		NEUTRAL		0- 2		0- 0		2- 1	
4- 13	0- 0	0- 0		CONFERENCE		0- 2		0- 3		4- 8	
3- 6	0- 0	0- 0		HOME		0- 1		0- 2		3- 3	
1- 7	0- 0	0- 0		AWAY		0- 1		0- 1		1- 5	
0- 0	0- 0	0- 0		NEUTRAL		0- 0		0- 0		0- 0	
RPI S	Opponent	Score	RPI S	Opponent	Score	RPI S	Opponent	Score	RPI S	Opponent	Score
						52 A	Col. of Charleston	0 3	105 H	Appalachian St.	0 3
						52 H	Col. of Charleston	0 3	122 A	Ga. Southern	1 3
						53 N	Winthrop	0 3	122 H	Ga. Southern	0 3
						67 N	Northern Iowa	0 3	167 N	Army	0 3
						76 A	Clemson	0 3	197 A	Navy	1 3
									204 H	Elon	0 3
									213 A	Furman	0 3
									213 H	Furman	1 3
									220 A	Western Caro.	3 2
									220 H	Western Caro.	3 2
									222 A	Charleston So.	1 3
									222 H	Charleston So.	1 3
									248 A	Davidson	0 3
									248 H	Davidson	3 1
									268 A	Chattanooga	0 3
									271 A	Wofford	0 3
									271 H	Wofford	2 3
									279 A	South Carolina St.	3 2
									287 A	East Tenn. St.	0 3
									305 H	UNC Greensboro	3 1
									310 H	Hampton	3 0
									310 N	Hampton	3 0
									315 A	Savannah St.	3 0
									315 H	Savannah St.	3 0
									315 N	Savannah St.	3 0
LAST 10 GAMES											
			52 A	Col. of Charleston	0 3		122 H	Ga. Southern	0 3		
			222 H	Charleston So.	1 3		315 A	Savannah St.	3 0		
			271 A	Wofford	0 3		204 H	Elon	0 3		
			213 A	Furman	0 3		305 H	UNC Greensboro	3 1		
			248 H	Davidson	3 1		268 A	Chattanooga	0 3		

Non-Div. I Games: Clark Atlanta 3 0 Fayetteville St. 3 0

Citadel

Holy Cross

Through Games Of 2004 final RPI

Average RPI Win:	270	WON-LOST RECORD	WINNING PCT. RANK	LAST 10 GAMES	STRENGTH OF SCHEDULE	OPP. STRENGTH OF SCHEDULE	TEAM RPI	ADJ RPI	CONF. RPI	ADJ CONF. RPI		
Average RPI Loss:	185											
DIV. I ONLY	7- 19	.26923	259	5- 5	201	283	261	.36136	270	26	26	
DIV. I NON-CONF.	1- 11	.08333	296	0- 0	206	288	298	.32599	296	28	27	
<hr/>												
TOTALS	RPI 1-25	RPI 26-50		W-L RECORDS	RPI 51-100		RPI 101-150		RPI 150+			
7- 19	0- 0	0- 0		OVERALL	0- 4		0- 1		7- 14			
5- 5	0- 0	0- 0		HOME	0- 1		0- 0		5- 4			
2- 9	0- 0	0- 0		AWAY	0- 3		0- 0		2- 6			
0- 5	0- 0	0- 0		NEUTRAL	0- 0		0- 1		0- 4			
<hr/>												
1- 11	0- 0	0- 0		NON-CONFERENCE	0- 2		0- 1		1- 8			
1- 2	0- 0	0- 0		HOME	0- 0		0- 0		1- 2			
0- 4	0- 0	0- 0		AWAY	0- 2		0- 0		0- 2			
0- 5	0- 0	0- 0		NEUTRAL	0- 0		0- 1		0- 4			
<hr/>												
6- 8	0- 0	0- 0		CONFERENCE	0- 2		0- 0		6- 6			
4- 3	0- 0	0- 0		HOME	0- 1		0- 0		4- 2			
2- 5	0- 0	0- 0		AWAY	0- 1		0- 0		2- 4			
0- 0	0- 0	0- 0		NEUTRAL	0- 0		0- 0		0- 0			
<hr/>												
RPI S	Opponent	Score	RPI S	Opponent	Score	RPI S	Opponent	Score	RPI S	Opponent	Score	
						63 A	American	0 3	120 N	Long Island	0 3	
						63 H	American	0 3	167 A	Army	0 3	
						88 A	Connecticut	0 3	167 H	Army	0 3	
						88 A	Boston College	0 3	174 H	Central Conn. St.	0 3	
									174 N	Central Conn. St.	0 3	
									188 N	Stony Brook	0 3	
									197 A	Navy	1 3	
									197 H	Navy	3 0	
									202 A	Bucknell	2 3	
									202 H	Bucknell	1 3	
									236 N	Brown	1 3	
									251 A	Lafayette	1 3	
									251 H	Lafayette	3 1	
									273 A	Marist	2 3	
									276 N	Youngstown St.	0 3	
									277 A	Colgate	3 0	
									277 H	Colgate	3 1	
									283 H	Siena	1 3	
									289 H	Radford	3 0	
									296 A	Providence	2 3	
			299 A	Lehigh	3 2							
			299 H	Lehigh	3 2							
			LAST 10 GAMES									
			202 A	Bucknell	2 3	63 H	American	0 3				
			277 A	Colgate	3 0	167 A	Army	0 3				
			299 A	Lehigh	3 2	277 H	Colgate	3 1				
			251 A	Lafayette	1 3	202 H	Bucknell	1 3				
			197 H	Navy	3 0	251 H	Lafayette	3 1				

Non-Div. I Games:

Holy Cross

Average RPI Win: 280		WON-LOST RECORD		WINNING PCT. RANK		LAST 10 GAMES		STRENGTH OF SCHEDULE		OPP. STRENGTH OF SCHEDULE		TEAM RPI		ADJ RPI		CONF. RPI		ADJ CONF. RPI	
Average RPI Loss: 177																			
DIV. I ONLY		10- 21		.32258 235		4- 6		257		265		262		.35982 271		25		25	
DIV. I NON-CONF.		4- 10		.28571 237		0- 1		254		281		276		.35963 281		26		26	
TOTALS		RPI 1-25		RPI 26-50		W-L RECORDS		RPI 51-100		RPI 101-150		RPI 150+							
10- 21		0- 0		0- 0		OVERALL		0- 4		0- 3		10- 14							
4- 5		0- 0		0- 0		HOME		0- 1		0- 1		4- 3							
3- 12		0- 0		0- 0		AWAY		0- 3		0- 2		3- 7							
3- 4		0- 0		0- 0		NEUTRAL		0- 0		0- 0		3- 4							
4- 10		0- 0		0- 0		NON-CONFERENCE		0- 2		0- 0		4- 8							
1- 0		0- 0		0- 0		HOME		0- 0		0- 0		1- 0							
0- 7		0- 0		0- 0		AWAY		0- 2		0- 0		0- 5							
3- 3		0- 0		0- 0		NEUTRAL		0- 0		0- 0		3- 3							
6- 11		0- 0		0- 0		CONFERENCE		0- 2		0- 3		6- 6							
3- 5		0- 0		0- 0		HOME		0- 1		0- 1		3- 3							
3- 5		0- 0		0- 0		AWAY		0- 1		0- 2		3- 2							
0- 1		0- 0		0- 0		NEUTRAL		0- 0		0- 0		0- 1							
RPI S	Opponent	Score		RPI S	Opponent	Score		RPI S	Opponent	Score		RPI S	Opponent	Score					
								52 A	Col. of Charleston	0	3	105 A	Appalachian St.	0	3				
								52 H	Col. of Charleston	0	3	122 A	Ga. Southern	1	3				
								53 A	Winthrop	0	3	122 H	Ga. Southern	0	3				
								76 A	Clemson	0	3	160 A	Belmont	0	3				
												204 H	Elon	0	3				
												209 A	North Carolina St.	1	3				
												213 A	Furman	0	3				
												213 H	Furman	0	3				
												217 N	UNC Asheville	2	3				
												217 N	UNC Asheville	1	3				
												219 A	Md.-East. Shore	2	3				
												220 A	Western Caro.	0	3				
												220 N	Western Caro.	1	3				
												241 A	High Point	0	3				
												248 A	Davidson	3	1				
												248 H	Davidson	2	3				
												268 H	Chattanooga	3	1				
												269 A	Citadel	3	2				
												269 H	Citadel	3	0				
												272 N	UNC Wilmington	1	3				
												276 N	Youngstown St.	3	2				
												278 H	Campbell	3	1				
												281 A	Lipscomb	2	3				
												287 H	East Tenn. St.	3	2				
												295 N	Columbia	3	0				
												301 N	Sacred Heart	3	1				
												305 A	UNC Greensboro	3	2				
LAST 10 GAMES																			
				248 A	Davidson	3	1	204 H	Elon	0	3	281 A	Lipscomb	2	3				
				122 A	Ga. Southern	1	3	213 A	Furman	0	3	287 H	East Tenn. St.	3	2				
				213 H	Furman	0	3	241 A	High Point	0	3	295 N	Columbia	3	0				
				269 H	Citadel	3	0	287 H	East Tenn. St.	3	2	301 N	Sacred Heart	3	1				
				52 H	Col. of Charleston	0	3	268 H	Chattanooga	3	1	305 A	UNC Greensboro	3	2				

Non-Div. I Games:

Wofford

Average RPI Win:	255	WON-LOST RECORD	WINNING PCT. RANK	LAST 10 GAMES	STRENGTH OF SCHEDULE	OPP. STRENGTH OF SCHEDULE	TEAM RPI	ADJ RPI	CONF. RPI	ADJ CONF. RPI			
DIV. I ONLY		3- 22	.12	300	1- 9	161	234	276	.35581	272	15	14	
DIV. I NON-CONF.		3- 8	.27273	240	1- 0	238	278	273	.36674	274	14	14	
<hr/>													
TOTALS	RPI 1-25	RPI 26-50		W-L RECORDS		RPI 51-100		RPI 101-150		RPI 150+			
3- 22	0- 0	0- 0		OVERALL		0- 4		0- 8		3- 10			
0- 8	0- 0	0- 0		HOME		0- 2		0- 4		0- 2			
1- 11	0- 0	0- 0		AWAY		0- 2		0- 4		1- 5			
2- 3	0- 0	0- 0		NEUTRAL		0- 0		0- 0		2- 3			
<hr/>													
3- 8	0- 0	0- 0		NON-CONFERENCE		0- 0		0- 2		3- 6			
0- 1	0- 0	0- 0		HOME		0- 0		0- 1		0- 0			
1- 4	0- 0	0- 0		AWAY		0- 0		0- 1		1- 3			
2- 3	0- 0	0- 0		NEUTRAL		0- 0		0- 0		2- 3			
<hr/>													
0- 14	0- 0	0- 0		CONFERENCE		0- 4		0- 6		0- 4			
0- 7	0- 0	0- 0		HOME		0- 2		0- 3		0- 2			
0- 7	0- 0	0- 0		AWAY		0- 2		0- 3		0- 2			
0- 0	0- 0	0- 0		NEUTRAL		0- 0		0- 0		0- 0			
<hr/>													
RPI	S	Opponent	Score	RPI	S	Opponent	Score	RPI	S	Opponent	Score		
				59 A Towson				0	3	112 A George Mason		1	3
				59 H Towson				0	3	112 H George Mason		0	3
				85 A Delaware				0	3	118 A Coastal Caro.		0	3
				85 H Delaware				0	3	118 H Coastal Caro.		0	3
								129 A Hofstra		0	3		
								129 H Hofstra		0	3		
								137 A James Madison		1	3		
								137 H James Madison		1	3		
								157 A William & Mary		0	3		
								157 H William & Mary		0	3		
								204 N Elon		0	3		
								209 A North Carolina St.		0	3		
								215 A East Caro.		0	3		
								217 N UNC Asheville		3	1		
								238 A Va. Commonwealth		1	3		
								238 H Va. Commonwealth		1	3		
								250 N Chicago St.		0	3		
								266 N Niagara		0	3		
								271 N Wofford		3	1		
								276 A Youngstown St.		1	3		
				278 A Campbell		3	1						
				LAST 10 GAMES									
137 A James Madison				1	3	85 H Delaware				0	3		
238 A Va. Commonwealth				1	3	59 A Towson				0	3		
157 A William & Mary				0	3	112 A George Mason				1	3		
278 A Campbell				3	1	238 H Va. Commonwealth				1	3		
129 H Hofstra				0	3	137 H James Madison				1	3		

Non-Div. I Games:

UNC Wilmington

Average RPI Win: 286		WON-LOST RECORD	WINNING PCT. RANK	LAST 10 GAMES	STRENGTH OF SCHEDULE	OPP. STRENGTH OF SCHEDULE	TEAM RPI	ADJ RPI		CONF. RPI	ADJ CONF. RPI
Average RPI Loss: 200											
DIV. I ONLY		12- 16	.42857 183	3- 7	310	291	277	.35288	273	29	29
DIV. I NON-CONF.		10- 9	.52632 165	1- 1	298	295	249	.39499	253	29	29
<hr/>											
TOTALS		RPI 1-25	RPI 26-50		W-L RECORDS		RPI 51-100		RPI 101-150		RPI 150+
12- 16		0- 0	0- 0		OVERALL		0- 2		0- 2		12- 12
4- 9		0- 0	0- 0		HOME		0- 2		0- 1		4- 6
4- 6		0- 0	0- 0		AWAY		0- 0		0- 1		4- 5
4- 1		0- 0	0- 0		NEUTRAL		0- 0		0- 0		4- 1
10- 9		0- 0	0- 0		NON-CONFERENCE		0- 2		0- 2		10- 5
4- 4		0- 0	0- 0		HOME		0- 2		0- 1		4- 1
2- 4		0- 0	0- 0		AWAY		0- 0		0- 1		2- 3
4- 1		0- 0	0- 0		NEUTRAL		0- 0		0- 0		4- 1
2- 7		0- 0	0- 0		CONFERENCE		0- 0		0- 0		2- 7
0- 5		0- 0	0- 0		HOME		0- 0		0- 0		0- 5
2- 2		0- 0	0- 0		AWAY		0- 0		0- 0		2- 2
0- 0		0- 0	0- 0		NEUTRAL		0- 0		0- 0		0- 0
RPI	S	Opponent	Score	RPI	S	Opponent	Score	RPI	S	Opponent	Score
						85 H Delaware	0 3			126 H West Virginia	1 3
						86 H Syracuse	0 3			130 A Harvard	0 3
										164 H Fairfield	0 3
										174 A Central Conn. St.	0 3
										174 H Central Conn. St.	0 3
										189 H Iona	0 3
										209 N North Carolina St.	0 3
										227 A St. Peter's	2 3
										236 H Brown	3 1
										240 H Rider	0 3
										251 N Lafayette	3 2
										260 H Loyola (Md.)	2 3
										261 A Canisius	3 1
										266 A Niagara	2 3
										270 H Holy Cross	3 2
										283 H Siena	2 3
										293 A La Salle	2 3
										294 A Manhattan	3 2
										295 H Columbia	3 0
										295 N Columbia	3 0
										296 A Providence	2 3
										299 A Lehigh	3 1
										303 H Hartford	3 0
										303 N Hartford	3 1
										311 A Wagner	3 0
										312 N Coppin St.	3 0
				LAST 10 GAMES							
						260 H Loyola (Md.)	2 3			189 H Iona	0 3
						240 H Rider	0 3			227 A St. Peter's	2 3
						311 A Wagner	3 0			174 A Central Conn. St.	0 3
						294 A Manhattan	3 2			266 A Niagara	2 3
						164 H Fairfield	0 3			261 A Canisius	3 1

Non-Div. I Games:

Marist

Average RPI Win:	297	WON-LOST	WINNING	LAST 10	STRENGTH OF	OPP. STRENGTH	TEAM	ADJ	CONF.	ADJ CONF.										
Average RPI Loss:	174	RECORD	PCT. RANK	GAMES	SCHEDULE	OF SCHEDULE	RPI	RPI	RPI	RPI										
DIV. I ONLY		9- 25	.26471	262	6- 4	238	284	273	.35232	274	30	30								
DIV. I NON-CONF.		3- 20	.13043	290	0- 1	182	271	287	.33154	294	30	30								
<hr/>																				
TOTALS	RPI 1-25	RPI 26-50		W-L RECORDS		RPI 51-100		RPI 101-150		RPI 150+										
9- 25	0- 0	0- 0		OVERALL		0- 2		0- 8		9- 15										
3- 9	0- 0	0- 0		HOME		0- 0		0- 3		3- 6										
5- 10	0- 0	0- 0		AWAY		0- 0		0- 3		5- 7										
1- 6	0- 0	0- 0		NEUTRAL		0- 2		0- 2		1- 2										
<hr/>																				
3- 20	0- 0	0- 0		NON-CONFERENCE		0- 2		0- 4		3- 14										
2- 6	0- 0	0- 0		HOME		0- 0		0- 1		2- 5										
1- 8	0- 0	0- 0		AWAY		0- 0		0- 1		1- 7										
0- 6	0- 0	0- 0		NEUTRAL		0- 2		0- 2		0- 2										
<hr/>																				
6- 5	0- 0	0- 0		CONFERENCE		0- 0		0- 4		6- 1										
1- 3	0- 0	0- 0		HOME		0- 0		0- 2		1- 1										
4- 2	0- 0	0- 0		AWAY		0- 0		0- 2		4- 0										
1- 0	0- 0	0- 0		NEUTRAL		0- 0		0- 0		1- 0										
<hr/>																				
RPI	S	Opponent	Score	RPI	S	Opponent	Score	RPI	S	Opponent	Score									
								86	N	Syracuse	1	3								
								91	N	Northeastern	0	3								
																105	N	Appalachian St.	1	3
																108	N	Georgetown	0	3
																119	A	Penn	0	3
																120	H	Long Island	2	3
																126	H	West Virginia	0	3
																131	A	Robert Morris	0	3
																131	A	Robert Morris	0	3
																131	H	Robert Morris	2	3
																151	A	Charlotte	0	3
																165	N	New Orleans	0	3
																174	H	Central Conn. St.	0	3
																183	H	Duquesne	0	3
																188	H	Stony Brook	1	3
																189	H	Iona	0	3
																194	H	Binghamton	0	3
																197	A	Navy	0	3
																202	A	Bucknell	2	3
																214	A	UMBC	1	3
260	A	Loyola (Md.)	2	3																
260	H	Loyola (Md.)	0	3																
								261	H	Canisius	3	2								
								264	A	Morgan St.	1	3								
								276	A	Youngstown St.	0	3								
								286	A	Fairleigh Dickinson	3	1								
								291	N	Tennessee St.	1	3								
								296	H	Providence	3	0								
								297	H	Quinnipiac	3	0								
								LAST 10 GAMES				LAST 10 GAMES								
								297	N	Quinnipiac	3	1	174	H	Central Conn. St.	0	3			
								131	A	Robert Morris	0	3	311	A	Wagner	3	0			
286	A	Fairleigh Dickinson	3	1	308	A	St. Francis (N.Y.)	3	0											
301	A	Sacred Heart	3	1	120	H	Long Island	2	3											
297	H	Quinnipiac	3	0	183	H	Duquesne	0	3											

Non-Div. I Games:

St. Francis (Pa.)

RPI	S	Opponent	Score	
297	N	Quinnipiac	3	1
301	A	Sacred Heart	3	1
308	A	St. Francis (N.Y.)	3	0
311	A	Wagner	3	0
312	A	Coppin St.	3	0

St. Francis (Pa.)
.
)

S
t
.
F
r
a
n
c
i
s
(
P
a
.
)

Average RPI Win: 296		WON-LOST	WINNING	LAST 10	STRENGTH OF		OPP. STRENGTH	TEAM	ADJ	CONF.	ADJ CONF.
Average RPI Loss: 185		RECORD	PCT. RANK	GAMES	SCHEDULE		OF SCHEDULE	RPI	RPI	RPI	RPI
DIV. I ONLY		13- 22	.37143	214	5- 3		278	293	272	.35197	275
DIV. I NON-CONF.		1- 15	.0625	301	0- 1		163	247	290	.33913	289
TOTALS		RPI 1-25	RPI 26-50		W-L RECORDS		RPI 51-100		RPI 101-150		RPI 150+
13- 22	0- 0	0- 2		OVERALL		0- 0		0- 9		13- 11	
5- 3	0- 0	0- 0		HOME		0- 0		0- 1		5- 2	
4- 6	0- 0	0- 0		AWAY		0- 0		0- 3		4- 3	
4- 13	0- 0	0- 2		NEUTRAL		0- 0		0- 5		4- 6	
1- 15	0- 0	0- 0		NON-CONFERENCE		0- 0		0- 9		1- 6	
0- 1	0- 0	0- 0		HOME		0- 0		0- 1		0- 0	
0- 4	0- 0	0- 0		AWAY		0- 0		0- 3		0- 1	
1- 10	0- 0	0- 0		NEUTRAL		0- 0		0- 5		1- 5	
12- 7	0- 0	0- 2		CONFERENCE		0- 0		0- 0		12- 5	
5- 2	0- 0	0- 0		HOME		0- 0		0- 0		5- 2	
4- 2	0- 0	0- 0		AWAY		0- 0		0- 0		4- 2	
3- 3	0- 0	0- 2		NEUTRAL		0- 0		0- 0		3- 1	
RPI S	Opponent	Score	RPI S	Opponent	Score	RPI S	Opponent	Score	RPI S	Opponent	Score
			45 N	Florida A&M	0 3				101 A	Memphis	0 3
			45 N	Florida A&M	0 3				120 A	Long Island	0 3
									120 N	Long Island	0 3
									123 N	St. John's (N.Y.)	0 3
									125 N	Bowling Green	0 3
									126 A	West Virginia	0 3
									131 N	Robert Morris	1 3
									139 H	Villanova	0 3
									143 N	Alabama A&M	1 3
									217 N	UNC Asheville	0 3
									219 H	Md.-East. Shore	0 3
									232 N	Bethune-Cookman	3 1
									241 N	High Point	0 3
									242 N	Ill.-Chicago	0 3
									260 A	Loyola (Md.)	1 3
									264 A	Morgan St.	1 3
									264 H	Morgan St.	3 2
									266 N	Niagara	0 3
									279 H	South Carolina St.	0 3
									279 N	South Carolina St.	3 1
									288 A	N.C. A&T	3 1
									288 N	N.C. A&T	0 3
									290 A	Howard	2 3
									290 H	Howard	3 1
									291 N	Tennessee St.	1 3
									310 A	Hampton	3 1
									310 H	Hampton	3 0
LAST 10 GAMES											
			45 N	Florida A&M	0 3	312 H	Coppin St.	3 0			
			288 A	N.C. A&T	3 1	314 A	Norfolk St.	3 0			
			264 A	Morgan St.	1 3	314 H	Norfolk St.	3 0			
			290 H	Howard	3 1	219 H	Md.-East. Shore	0 3			
			260 A	Loyola (Md.)	1 3	312 A	Coppin St.	3 0			

Non-Div. I Games:

Goldey-Beacom

3 0

NJIT

3 0

West Chester

0 3

Delaware St.

RPI	S	Opponent	Score	
311	N	Wagner	3	0
312	A	Coppin St.	3	0
312	H	Coppin St.	3	0
314	A	Norfolk St.	3	0
314	H	Norfolk St.	3	0
314	N	Norfolk St.	3	0

Delaware St.

D
e
l
a
w
a
r
e
s
t
.

D
e
l
a
w
a
r
e
s
t
.

Average RPI Win:		252	WON-LOST RECORD		WINNING PCT. RANK		LAST 10 GAMES		STRENGTH OF SCHEDULE		OPP. STRENGTH OF SCHEDULE		TEAM RPI		ADJ RPI		CONF. RPI		ADJ CONF. RPI	
Average RPI Loss:		175																		
DIV. I ONLY			10- 21		.32258 235		1- 9		282		229		274		.35108 276		21		20	
DIV. I NON-CONF.			8- 7		.53333 161		0- 2		291		259		233		.41599 231		17		17	
TOTALS		RPI 1-25		RPI 26-50		W-L RECORDS		RPI 51-100		RPI 101-150		RPI 150+								
10- 21		0- 1		0- 0		OVERALL		1- 3		0- 4		9- 13								
5- 9		0- 0		0- 0		HOME		1- 1		0- 1		4- 7								
1- 10		0- 1		0- 0		AWAY		0- 2		0- 3		1- 4								
4- 2		0- 0		0- 0		NEUTRAL		0- 0		0- 0		4- 2								
8- 7		0- 1		0- 0		NON-CONFERENCE		0- 0		0- 2		8- 4								
3- 2		0- 0		0- 0		HOME		0- 0		0- 0		3- 2								
1- 3		0- 1		0- 0		AWAY		0- 0		0- 2		1- 0								
4- 2		0- 0		0- 0		NEUTRAL		0- 0		0- 0		4- 2								
2- 14		0- 0		0- 0		CONFERENCE		1- 3		0- 2		1- 9								
2- 7		0- 0		0- 0		HOME		1- 1		0- 1		1- 5								
0- 7		0- 0		0- 0		AWAY		0- 2		0- 1		0- 4								
0- 0		0- 0		0- 0		NEUTRAL		0- 0		0- 0		0- 0								
RPI	S	Opponent		Score		RPI	S	Opponent		Score		RPI	S	Opponent		Score				
5	A	Ohio St.		0 3				78 A Wis.-Milwaukee		0 3		106	A	Butler		1 3				
								78 H Wis.-Milwaukee		0 3		106	H	Butler		2 3				
								97 A Loyola (Ill.)		0 3		126	A	West Virginia		0 3				
								97 H Loyola (Ill.)		3 1		131	A	Robert Morris		0 3				
												170	A	Cleveland St.		1 3				
												170	H	Cleveland St.		0 3				
												170	H	Cleveland St.		0 3				
												183	H	Duquesne		2 3				
												219	A	Md.-East. Shore		3 0				
												234	A	Wis.-Green Bay		1 3				
												234	H	Wis.-Green Bay		1 3				
												242	A	Ill.-Chicago		1 3				
												242	H	Ill.-Chicago		2 3				
												242	H	Ill.-Chicago		3 0				
												249	A	Wright St.		2 3				
												249	H	Wright St.		0 3				
												250	H	Chicago St.		2 3				
												266	H	Niagara		3 0				
												270	N	Holy Cross		3 0				
												271	N	Wofford		2 3				
												272	H	UNC Wilmington		3 1				
												274	H	St. Francis (Pa.)		3 0				
												283	N	Siena		3 1				
												289	N	Radford		2 3				
												295	N	Columbia		3 0				
												301	N	Sacred Heart		3 0				

Non-Div. I Games:

Youngstown St.

Average RPI Win: 281		WON-LOST	WINNING	LAST 10	STRENGTH OF		OPP. STRENGTH	TEAM	ADJ	CONF.	ADJ CONF.
Average RPI Loss: 185		RECORD	PCT. RANK	GAMES	SCHEDULE		OF SCHEDULE	RPI	RPI	RPI	RPI
DIV. I ONLY		5- 18	.21739	279	1- 9		225	276	280	.3449	277
DIV. I NON-CONF.		3- 6	.33333	227	0- 0		222	282	248	.40096	248
TOTALS		RPI 1-25	RPI 26-50		W-L RECORDS		RPI 51-100		RPI 101-150		RPI 150+
5- 18	0- 0	0- 0		OVERALL		0- 4		0- 2		5- 12	
3- 11	0- 0	0- 0		HOME		0- 2		0- 2		3- 7	
1- 6	0- 0	0- 0		AWAY		0- 1		0- 0		1- 5	
1- 1	0- 0	0- 0		NEUTRAL		0- 1		0- 0		1- 0	
3- 6	0- 0	0- 0		NON-CONFERENCE		0- 2		0- 2		3- 2	
2- 5	0- 0	0- 0		HOME		0- 1		0- 2		2- 2	
0- 0	0- 0	0- 0		AWAY		0- 0		0- 0		0- 0	
1- 1	0- 0	0- 0		NEUTRAL		0- 1		0- 0		1- 0	
2- 12	0- 0	0- 0		CONFERENCE		0- 2		0- 0		2- 10	
1- 6	0- 0	0- 0		HOME		0- 1		0- 0		1- 5	
1- 6	0- 0	0- 0		AWAY		0- 1		0- 0		1- 5	
0- 0	0- 0	0- 0		NEUTRAL		0- 0		0- 0		0- 0	
RPI S	Opponent	Score	RPI S	Opponent	Score	RPI S	Opponent	Score	RPI S	Opponent	Score
						63 A	American	0 3	123 H	St. John's (N.Y.)	0 3
						63 H	American	1 3	145 H	Princeton	1 3
						82 N	Sacramento St.	0 3	167 A	Army	0 3
						86 H	Syracuse	0 3	167 H	Army	0 3
									197 A	Navy	1 3
									197 H	Navy	0 3
									202 A	Bucknell	0 3
									202 H	Bucknell	1 3
									251 A	Lafayette	3 1
									251 H	Lafayette	0 3
									255 N	UMKC	3 2
									261 H	Canisius	1 3
									270 A	Holy Cross	1 3
									270 H	Holy Cross	0 3
									283 H	Siena	0 3
									297 H	Quinnipiac	3 0
									299 A	Lehigh	1 3
									299 H	Lehigh	3 2
									303 H	Hartford	3 2
LAST 10 GAMES											
						167 H	Army	0 3	251 H	Lafayette	0 3
						270 H	Holy Cross	0 3	202 A	Bucknell	0 3
						63 A	American	0 3	270 A	Holy Cross	1 3
						197 A	Navy	1 3	167 A	Army	0 3
						299 H	Lehigh	3 2	197 H	Navy	0 3

Non-Div. I Games: Alas. Fairbanks 0 3

Colgate

Average RPI Win: 282		WON-LOST	WINNING	LAST 10	STRENGTH OF		OPP. STRENGTH	TEAM	ADJ	CONF.	ADJ CONF.
Average RPI Loss: 203		RECORD	PCT. RANK	GAMES	SCHEDULE		OF SCHEDULE	RPI	RPI	RPI	RPI
DIV. I ONLY		11- 16	.40741	194	4- 6		309	285	281	.3444	278
DIV. I NON-CONF.		8- 9	.47059	190	3- 1		304	287	275	.36221	278
TOTALS		RPI 1-25	RPI 26-50		W-L RECORDS		RPI 51-100		RPI 101-150		RPI 150+
11- 16	0- 0	0- 1		OVERALL		0- 0		0- 2		11- 13	
6- 7	0- 0	0- 1		HOME		0- 0		0- 1		6- 5	
4- 7	0- 0	0- 0		AWAY		0- 0		0- 1		4- 6	
1- 2	0- 0	0- 0		NEUTRAL		0- 0		0- 0		1- 2	
8- 9	0- 0	0- 1		NON-CONFERENCE		0- 0		0- 1		8- 7	
4- 4	0- 0	0- 1		HOME		0- 0		0- 0		4- 3	
3- 3	0- 0	0- 0		AWAY		0- 0		0- 1		3- 2	
1- 2	0- 0	0- 0		NEUTRAL		0- 0		0- 0		1- 2	
3- 7	0- 0	0- 0		CONFERENCE		0- 0		0- 1		3- 6	
2- 3	0- 0	0- 0		HOME		0- 0		0- 1		2- 2	
1- 4	0- 0	0- 0		AWAY		0- 0		0- 0		1- 4	
0- 0	0- 0	0- 0		NEUTRAL		0- 0		0- 0		0- 0	
RPI S	Opponent	Score	RPI S	Opponent	Score	RPI S	Opponent	Score	RPI S	Opponent	Score
			38 H	Duke	0 3				137 A	James Madison	0 3
									144 H	Fla. Atlantic	2 3
									160 A	Belmont	0 3
									177 A	Jacksonville	2 3
									187 A	Georgia St.	0 3
									197 H	Navy	2 3
									201 H	UCF	1 3
									215 A	East Caro.	3 2
									217 H	UNC Asheville	3 1
									220 H	Western Caro.	2 3
									225 N	Buffalo	0 3
									241 A	High Point	0 3
									253 H	Mercer	3 0
									256 N	Tex. A&M-Corp. Chris	2 3
									257 H	Troy	1 3
									265 A	Stetson	2 3
									271 A	Wofford	1 3
									272 H	UNC Wilmington	1 3
									281 A	Lipscomb	3 2
									288 A	N.C. A&T	3 1
									288 N	N.C. A&T	3 1
									305 H	UNC Greensboro	3 2
									309 H	Gardner-Webb	3 0
									314 H	Norfolk St.	3 0
									315 A	Savannah St.	3 0
									315 H	Savannah St.	3 0
LAST 10 GAMES			288 A	N.C. A&T	3 1	257 H	Troy	1 3	309 H	Gardner-Webb	3 0
			187 A	Georgia St.	0 3	305 H	UNC Greensboro	3 2	314 H	Norfolk St.	3 0
			272 H	UNC Wilmington	1 3	265 A	Stetson	2 3	315 A	Savannah St.	3 0
			281 A	Lipscomb	3 2	177 A	Jacksonville	2 3	315 H	Savannah St.	3 0
			160 A	Belmont	0 3	315 A	Savannah St.	3 0			

Non-Div. I Games:

Campbell

Average RPI Win:	303	WON-LOST	WINNING	LAST 10	STRENGTH OF	OPP. STRENGTH	TEAM	ADJ	CONF.	ADJ CONF.	
Average RPI Loss:	217	RECORD	PCT. RANK	GAMES	SCHEDULE	OF SCHEDULE	RPI	RPI	RPI	RPI	
DIV. I ONLY	14- 13	.51852	146	1- 8	313	311	279	.34383	279	32	32
DIV. I NON-CONF.	4- 3	.57143	138	0- 1	315	309	289	.35392	284	32	31
TOTALS	RPI 1-25	RPI 26-50	W-L RECORDS	RPI 51-100	RPI 101-150	RPI 150+					
14- 13	0- 0	0- 2	OVERALL	0- 0	0- 0	14- 11					
3- 4	0- 0	0- 1	HOME	0- 0	0- 0	3- 3					
8- 5	0- 0	0- 1	AWAY	0- 0	0- 0	8- 4					
3- 4	0- 0	0- 0	NEUTRAL	0- 0	0- 0	3- 4					
4- 3	0- 0	0- 0	NON-CONFERENCE	0- 0	0- 0	4- 3					
1- 1	0- 0	0- 0	HOME	0- 0	0- 0	1- 1					
3- 1	0- 0	0- 0	AWAY	0- 0	0- 0	3- 1					
0- 1	0- 0	0- 0	NEUTRAL	0- 0	0- 0	0- 1					
10- 10	0- 0	0- 2	CONFERENCE	0- 0	0- 0	10- 8					
2- 3	0- 0	0- 1	HOME	0- 0	0- 0	2- 2					
5- 4	0- 0	0- 1	AWAY	0- 0	0- 0	5- 3					
3- 3	0- 0	0- 0	NEUTRAL	0- 0	0- 0	3- 3					
RPI S Opponent Score	RPI S Opponent Score	RPI S Opponent Score	RPI S Opponent Score	RPI S Opponent Score	RPI S Opponent Score	RPI S Opponent Score					
	45 A Florida A&M	0 3		219 A Md.-East. Shore	0 3						
	45 H Florida A&M	0 3		219 N Md.-East. Shore	0 3						
				221 N Mississippi Val.	1 3						
				222 A Charleston So.	0 3						
				232 A Bethune-Cookman	0 3						
				232 H Bethune-Cookman	1 3						
				252 A Jackson St.	3 2						
				264 N Morgan St.	1 3						
				269 H Citadel	2 3						
				275 A Delaware St.	3 0						
				275 N Delaware St.	1 3						
				288 A N.C. A&T	0 3						
				288 H N.C. A&T	1 3						
				290 N Howard	3 1						
				307 A Alabama St.	3 0						
				310 A Hampton	3 0						
				310 A Hampton	3 0						
				310 H Hampton	3 0						
				310 N Hampton	3 0						
				312 A Coppin St.	3 0						
				312 N Coppin St.	3 0						
				314 A Norfolk St.	3 0						
				314 H Norfolk St.	3 0						
				315 A Savannah St.	3 0						
				315 H Savannah St.	3 0						
LAST 10 GAMES				314 A Norfolk St.	3 0						
	219 N Md.-East. Shore	0 3		222 A Charleston So.	0 3						
	312 N Coppin St.	3 0		45 H Florida A&M	0 3						
	45 A Florida A&M	0 3		232 H Bethune-Cookman	1 3						
	232 A Bethune-Cookman	0 3		264 N Morgan St.	1 3						
	288 H N.C. A&T	1 3		290 N Howard	3 1						
Non-Div. I Games:	Xavier (LA)	3 1	Clark Atlanta	0 3	Clark Atlanta	3 0	Virginia Union	3 0	South Carolina St.		
	Virginia Union	3 0									

Average RPI Win:		251	WON-LOST		WINNING		LAST 10		STRENGTH OF		OPP. STRENGTH		TEAM		ADJ		CONF.		ADJ CONF.				
Average RPI Loss:		154	RECORD		PCT. RANK		GAMES		SCHEDULE		OF SCHEDULE		RPI		RPI		RPI		RPI				
DIV. I ONLY			4- 26		.13333 296		2- 8		203		195		283		.34127 280		22		21				
DIV. I NON-CONF.			2- 14		.125 292		1- 1		179		169		278		.36587 275		16		16				
TOTALS		RPI 1-25		RPI 26-50		W-L RECORDS		RPI 51-100		RPI 101-150		RPI 150+											
4- 26		0- 0		0- 1		OVERALL		0- 6		0- 6		4- 13											
3- 8		0- 0		0- 1		HOME		0- 2		0- 3		3- 2											
0- 12		0- 0		0- 0		AWAY		0- 3		0- 3		0- 6											
1- 6		0- 0		0- 0		NEUTRAL		0- 1		0- 0		1- 5											
2- 14		0- 0		0- 1		NON-CONFERENCE		0- 2		0- 4		2- 7											
1- 3		0- 0		0- 1		HOME		0- 0		0- 2		1- 0											
0- 5		0- 0		0- 0		AWAY		0- 1		0- 2		0- 2											
1- 6		0- 0		0- 0		NEUTRAL		0- 1		0- 0		1- 5											
2- 12		0- 0		0- 0		CONFERENCE		0- 4		0- 2		2- 6											
2- 5		0- 0		0- 0		HOME		0- 2		0- 1		2- 2											
0- 7		0- 0		0- 0		AWAY		0- 2		0- 1		0- 4											
0- 0		0- 0		0- 0		NEUTRAL		0- 0		0- 0		0- 0											
RPI	S	Opponent		Score		RPI	S	Opponent		Score		RPI	S	Opponent		Score							
						31	H	Utah	1	3					101	H	Memphis	0	3				
															109	A	Montana St.	0	3				
															109	H	Montana St.	0	3				
															115	A	Boise St.	0	3				
															124	H	Northern Colo.	1	3				
															135	A	Utah St.	2	3				
															159	N	Iowa	1	3				
															182	A	New Mexico	2	3				
															187	N	Georgia St.	2	3				
															191	N	UTEP	1	3				
															208	N	Grambling	2	3				
															211	A	Idaho St.	0	3				
															211	H	Idaho St.	1	3				
															216	H	Utah Valley St.	3	2				
															230	N	Gonzaga	1	3				
															233	A	Portland St.	1	3				
															233	H	Portland St.	0	3				
															239	A	Montana	2	3				
															239	H	Montana	3	2				
															247	A	Northern Ariz.	0	3				
															247	H	Northern Ariz.	3	0				
															254	A	Lamar	0	3				
															303	N	Hartford	3	1				
						LAST 10 GAMES																	
						82	A	Sacramento St.	0	3	124	H	Northern Colo.	1	3	239	A	Montana	2	3			
						247	A	Northern Ariz.	0	3	109	A	Montana St.	0	3	216	H	Utah Valley St.	3	2			
						211	A	Idaho St.	0	3	247	H	Northern Ariz.	3	0								
						75	H	Eastern Wash.	1	3													
						233	H	Portland St.	0	3													

Non-Div. I Games:

Weber St.

Average RPI Win: 275		WON-LOST RECORD	WINNING PCT. RANK		LAST 10 GAMES	STRENGTH OF SCHEDULE	OPP. STRENGTH OF SCHEDULE	TEAM RPI	ADJ RPI		CONF. RPI	ADJ CONF. RPI					
Average RPI Loss: 192																	
DIV. I ONLY		9- 20	.31034	242	3- 7	273	259	275	.34115	281	28	28					
DIV. I NON-CONF.		6- 11	.35294	224	2- 2	268	226	256	.37761	267	27	28					
<hr/>																	
TOTALS		RPI 1-25		RPI 26-50		W-L RECORDS		RPI 51-100		RPI 101-150		RPI 150+					
9- 20		0- 1		0- 0		OVERALL		0- 1		0- 1		9- 17					
6- 5		0- 0		0- 0		HOME		0- 0		0- 0		6- 5					
2- 12		0- 1		0- 0		AWAY		0- 1		0- 1		2- 9					
1- 3		0- 0		0- 0		NEUTRAL		0- 0		0- 0		1- 3					
6- 11		0- 1		0- 0		NON-CONFERENCE		0- 1		0- 0		6- 9					
4- 2		0- 0		0- 0		HOME		0- 0		0- 0		4- 2					
1- 6		0- 1		0- 0		AWAY		0- 1		0- 0		1- 4					
1- 3		0- 0		0- 0		NEUTRAL		0- 0		0- 0		1- 3					
3- 9		0- 0		0- 0		CONFERENCE		0- 0		0- 1		3- 8					
2- 3		0- 0		0- 0		HOME		0- 0		0- 0		2- 3					
1- 6		0- 0		0- 0		AWAY		0- 0		0- 1		1- 5					
0- 0		0- 0		0- 0		NEUTRAL		0- 0		0- 0		0- 0					
RPI	S	Opponent		Score		RPI	S	Opponent		Score		RPI	S	Opponent		Score	
8	A	Tennessee		0 3								65	A	Eastern Ky.		0 3	
												144	A	Fla. Atlantic		0 3	
												160	A	Belmont		1 3	
												160	H	Belmont		1 3	
												172	A	Austin Peay		0 3	
												172	H	Austin Peay		0 3	
												176	N	Evansville		0 3	
												177	H	Jacksonville		0 3	
												180	A	Birmingham-So.		0 3	
												185	A	Tennessee Tech		0 3	
												187	A	Georgia St.		1 3	
												201	A	UCF		0 3	
												217	A	UNC Asheville		0 3	
												235	H	Tenn.-Martin		3 2	
												235	N	Tenn.-Martin		3 1	
												250	H	Chicago St.		1 3	
												253	A	Mercer		1 3	
												257	A	Troy		1 3	
												265	H	Stetson		3 1	
												268	H	Chattanooga		3 2	
												271	H	Wofford		3 2	
												278	H	Campbell		2 3	
												287	N	East Tenn. St.		0 3	
												291	A	Tennessee St.		3 0	
												291	H	Tennessee St.		3 1	
												305	N	UNC Greensboro		2 3	
												309	A	Gardner-Webb		3 1	
												309	H	Gardner-Webb		3 1	
LAST 10 GAMES																	
						185	A	Tennessee Tech		0 3		309	H	Gardner-Webb		3 1	
						268	H	Chattanooga		3 2		160	H	Belmont		1 3	
						257	A	Troy		1 3		291	H	Tennessee St.		3 1	
						172	H	Austin Peay		0 3		201	A	UCF		0 3	
						278	H	Campbell		2 3		144	A	Fla. Atlantic		0 3	

Non-Div. I Games:

Lipscomb

Average RPI Win:	260	WON-LOST RECORD	WINNING PCT. RANK	LAST 10 GAMES	STRENGTH OF SCHEDULE	OPP. STRENGTH OF SCHEDULE	TEAM RPI	ADJ RPI	CONF. RPI	ADJ CONF. RPI	
DIV. I ONLY	5- 21	.19231	285	1- 9	251	230	287	.34065	282	24	24
DIV. I NON-CONF.	2- 8	.2	272	0- 1	226	260	284	.36278	277	20	20
<hr/>											
TOTALS	RPI 1-25	RPI 26-50		W-L RECORDS	RPI 51-100		RPI 101-150		RPI 150+		
5- 21	0- 1	0- 0		OVERALL	0- 3		0- 4		5- 13		
3- 6	0- 0	0- 0		HOME	0- 1		0- 1		3- 4		
1- 11	0- 0	0- 0		AWAY	0- 2		0- 1		1- 8		
1- 4	0- 1	0- 0		NEUTRAL	0- 0		0- 2		1- 1		
<hr/>											
2- 8	0- 1	0- 0		NON-CONFERENCE	0- 0		0- 2		2- 5		
0- 1	0- 0	0- 0		HOME	0- 0		0- 0		0- 1		
1- 3	0- 0	0- 0		AWAY	0- 0		0- 0		1- 3		
1- 4	0- 1	0- 0		NEUTRAL	0- 0		0- 2		1- 1		
<hr/>											
3- 13	0- 0	0- 0		CONFERENCE	0- 3		0- 2		3- 8		
3- 5	0- 0	0- 0		HOME	0- 1		0- 1		3- 3		
0- 8	0- 0	0- 0		AWAY	0- 2		0- 1		0- 5		
0- 0	0- 0	0- 0		NEUTRAL	0- 0		0- 0		0- 0		
<hr/>											
RPI	S	Opponent	Score	RPI	S	Opponent	Score	RPI	S	Opponent	Score
21	N	UCLA	0 3					65	A	Eastern Ky.	1 3
								65	H	Eastern Ky.	0 3
								100	A	Eastern Ill.	0 3

Non-Div. I Games:

Samford

Average RPI Win: 286		WON-LOST	WINNING	LAST 10	STRENGTH OF		OPP. STRENGTH	TEAM	ADJ	CONF.	ADJ CONF.
Average RPI Loss: 202		RECORD	PCT. RANK	GAMES	SCHEDULE		OF SCHEDULE	RPI	RPI	RPI	RPI
DIV. I ONLY		9- 17	.34615	222	2- 8		302	270	289	.33881	283
DIV. I NON-CONF.		7- 10	.41176	208	1- 1		292	269	271	.3755	269
TOTALS		RPI 1-25	RPI 26-50		W-L RECORDS		RPI 51-100		RPI 101-150		RPI 150+
9- 17	0- 0	0- 1		OVERALL		0- 1		0- 2		9- 13	
5- 5	0- 0	0- 0		HOME		0- 0		0- 0		5- 5	
4- 6	0- 0	0- 1		AWAY		0- 1		0- 0		4- 4	
0- 6	0- 0	0- 0		NEUTRAL		0- 0		0- 2		0- 4	
7- 10	0- 0	0- 1		NON-CONFERENCE		0- 1		0- 2		7- 6	
4- 2	0- 0	0- 0		HOME		0- 0		0- 0		4- 2	
3- 2	0- 0	0- 1		AWAY		0- 1		0- 0		3- 0	
0- 6	0- 0	0- 0		NEUTRAL		0- 0		0- 2		0- 4	
2- 7	0- 0	0- 0		CONFERENCE		0- 0		0- 0		2- 7	
1- 3	0- 0	0- 0		HOME		0- 0		0- 0		1- 3	
1- 4	0- 0	0- 0		AWAY		0- 0		0- 0		1- 4	
0- 0	0- 0	0- 0		NEUTRAL		0- 0		0- 0		0- 0	
RPI S	Opponent	Score	RPI S	Opponent	Score	RPI S	Opponent	Score	RPI S	Opponent	Score
			50 A	Albany (N.Y.)	0 3	86 A	Syracuse	0 3	123 N	St. John's (N.Y.)	0 3
									145 N	Princeton	0 3
									164 H	Fairfield	0 3
									170 N	Cleveland St.	0 3
									189 H	Iona	2 3
									194 H	Binghamton	2 3
									227 A	St. Peter's	0 3
									229 N	New Hampshire	0 3
									231 H	Fordham	0 3
									240 H	Rider	0 3
									260 H	Loyola (Md.)	3 1
									261 A	Canisius	1 3
									266 A	Niagara	2 3
									270 A	Holy Cross	3 1
									273 A	Marist	3 2
									276 N	Youngstown St.	1 3
									277 A	Colgate	3 0
									286 H	Fairleigh Dickinson	3 0
									289 N	Radford	2 3
									294 A	Manhattan	1 3
									296 H	Providence	3 1
									297 H	Quinnipiac	3 2
									303 A	Hartford	3 2
									308 H	St. Francis (N.Y.)	3 0
LAST 10 GAMES			260 H	Loyola (Md.)	3 1	189 H	Iona	2 3	303 A	Hartford	3 2
			240 H	Rider	0 3	296 H	Providence	3 1	308 H	St. Francis (N.Y.)	3 0
			294 A	Manhattan	1 3	231 H	Fordham	0 3			
			227 A	St. Peter's	0 3	261 A	Canisius	1 3			
			164 H	Fairfield	0 3	266 A	Niagara	2 3			

Non-Div. I Games:

Siena

UAB

Average RPI Win:	272	WON-LOST RECORD	WINNING PCT. RANK	LAST 10 GAMES	STRENGTH OF SCHEDULE	OPP. STRENGTH OF SCHEDULE	TEAM RPI	ADJ RPI	CONF. RPI	ADJ CONF. RPI	
DIV. I ONLY	5- 24	.17241	287	2- 8	247	233	291	.337	285	27	27
DIV. I NON-CONF.	2- 13	.13333	285	0- 3	174	176	274	.37674	268	25	25
<hr/>											
TOTALS	RPI 1-25	RPI 26-50		W-L RECORDS		RPI 51-100		RPI 101-150		RPI 150+	
5- 24	0- 0	0- 1		OVERALL		0- 4		0- 5		5- 14	
3- 8	0- 0	0- 0		HOME		0- 1		0- 3		3- 4	
1- 12	0- 0	0- 1		AWAY		0- 1		0- 1		1- 9	
1- 4	0- 0	0- 0		NEUTRAL		0- 2		0- 1		1- 1	
<hr/>											
2- 13	0- 0	0- 1		NON-CONFERENCE		0- 2		0- 5		2- 5	
1- 4	0- 0	0- 0		HOME		0- 0		0- 3		1- 1	
0- 5	0- 0	0- 1		AWAY		0- 0		0- 1		0- 3	
1- 4	0- 0	0- 0		NEUTRAL		0- 2		0- 1		1- 1	
<hr/>											
3- 11	0- 0	0- 0		CONFERENCE		0- 2		0- 0		3- 9	
2- 4	0- 0	0- 0		HOME		0- 1		0- 0		2- 3	
1- 7	0- 0	0- 0		AWAY		0- 1		0- 0		1- 6	
0- 0	0- 0	0- 0		NEUTRAL		0- 0		0- 0		0- 0	
<hr/>											
RPI	S	Opponent	Score	RPI	S	Opponent	Score	RPI	S	Opponent	Score
				30	A	Michigan	0 3	55	A	Valparaiso	0 3
								55	H	Valparaiso	0 3
								80	N	Florida St.	0 3
								96	N	Dayton	0 3
								102	A	IPFW	0 3
								102	H	IPFW	0 3
								125	H	Bowling Green	1 3
								148	H	Eastern Mich.	0 3
								148	N	Eastern Mich.	1 3
								162	A	Oral Roberts	1 3
								162	H	Oral Roberts	0 3
								169	A	Toledo	0 3
								170	H	Cleveland St.	0 3
								196	A	Akron	0 3
								198	A	IUPUI	1 3
								198	H	IUPUI	0 3
								206	A	Western Ill.	0 3
								206	H	Western Ill.	3 2
								234	N	Wis.-Green Bay	0 3
								237	A	Central Mich.	0 3
								237	H	Central Mich.	3 2
								250	A	Chicago St.	0 3
								250	A	Chicago St.	1 3
								255	A	UMKC	1 3
								255	H	UMKC	2 3
								305	N	UNC Greensboro	3 0
								306	A	Centenary (La.)	3 0
								306	H	Centenary (La.)	3 1
<hr/>											
LAST 10 GAMES											
				55	H	Valparaiso	0 3	255	H	UMKC	2 3
				125	H	Bowling Green	1 3	206	H	Western Ill.	3 2
				250	A	Chicago St.	1 3	102	H	IPFW	0 3
				198	A	IUPUI	1 3	306	A	Centenary (La.)	3 0
				237	A	Central Mich.	0 3	162	A	Oral Roberts	1 3

Non-Div. I Games:

Oakland

Average RPI Win:	300	WON-LOST RECORD	WINNING PCT. RANK	LAST 10 GAMES	STRENGTH OF SCHEDULE	OPP. STRENGTH OF SCHEDULE	TEAM RPI	ADJ RPI	CONF. RPI	ADJ CONF. RPI				
DIV. I ONLY		10- 20	.33333 227	3- 7	286	294	282	.33436 286	30	30				
DIV. I NON-CONF.		5- 14	.26316 253	2- 2	234	294	277	.34798 287	30	30				
<hr/>														
TOTALS	RPI 1-25	RPI 26-50		W-L RECORDS	RPI 51-100		RPI 101-150		RPI 150+					
10- 20	0- 0	0- 0		OVERALL	0- 1		0- 3		10- 16					
3- 7	0- 0	0- 0		HOME	0- 0		0- 1		3- 6					
3- 8	0- 0	0- 0		AWAY	0- 0		0- 1		3- 7					
4- 5	0- 0	0- 0		NEUTRAL	0- 1		0- 1		4- 3					
<hr/>														
5- 14	0- 0	0- 0		NON-CONFERENCE	0- 1		0- 1		5- 12					
2- 4	0- 0	0- 0		HOME	0- 0		0- 0		2- 4					
1- 6	0- 0	0- 0		AWAY	0- 0		0- 0		1- 6					
2- 4	0- 0	0- 0		NEUTRAL	0- 1		0- 1		2- 2					
<hr/>														
5- 6	0- 0	0- 0		CONFERENCE	0- 0		0- 2		5- 4					
1- 3	0- 0	0- 0		HOME	0- 0		0- 1		1- 2					
2- 2	0- 0	0- 0		AWAY	0- 0		0- 1		2- 1					
2- 1	0- 0	0- 0		NEUTRAL	0- 0		0- 0		2- 1					
<hr/>														
RPI S	Opponent	Score	RPI S	Opponent	Score	RPI S	Opponent	Score	RPI S	Opponent	Score			
						86 N	Syracuse	0 3	110 N	Cornell	0 3			
						120 A	Long Island	0 3						
						131 H	Robert Morris	0 3						
						164 H	Fairfield	2 3						
						167 A	Army	1 3						
						174 H	Central Conn. St.	1 3						
						174 N	Central Conn. St.	0 3						
						189 H	Iona	1 3						
						194 A	Binghamton	1 3						
						197 N	Navy	0 3						
						210 N	Rhode Island	0 3						
						227 H	St. Peter's	2 3						
						240 A	Rider	1 3						
						251 A	Lafayette	1 3						
						251 A	Lafayette	1 3						
						261 H	Canisius	1 3						
						274 H	St. Francis (Pa.)	1 3						
						283 A	Siena	0 3						
						290 N	Howard	3 2						
						293 H	La Salle	3 2						
						293 N	La Salle	3 2						
						296 H	Providence	3 0						
						LAST 10 GAMES						296 H	Providence	3 0
						174 N	Central Conn. St.	0 3	227 H	St. Peter's	2 3	297 H	Quinnipiac	3 1
						274 H	St. Francis (Pa.)	1 3	131 H	Robert Morris	0 3	299 A	Lehigh	3 0
311 A	Wagner	3 0	120 A	Long Island	0 3	301 A	Sacred Heart	1 3						
251 A	Lafayette	1 3	293 H	La Salle	3 2	301 N	Sacred Heart	3 2						
296 H	Providence	3 0	301 A	Sacred Heart	1 3	308 A	St. Francis (N.Y.)	3 2						

Non-Div. I Games:

Fairleigh Dickinson

RPI	S	Opponent	Score	
308	N	St. Francis (N.Y.)	3	0
311	A	Wagner	3	0

Fairleigh Dickinson

F
a
i
r
l
e
i
g
h
D
i
c
k
i
n
s
o
n

F
a
i
r
l
e
i
g
h
D
i
c
k
i
n
s
o
n

[illegible]

Non-Div. I Games:

East Tenn. St.

Average RPI Win: 295		WON-LOST RECORD		WINNING PCT. RANK		LAST 10 GAMES		STRENGTH OF SCHEDULE		OPP. STRENGTH OF SCHEDULE		TEAM RPI		ADJ RPI		CONF. RPI		ADJ CONF. RPI	
DIV. I ONLY		10- 20		.33333 227		2- 8		269		305		278		.33405 288		32		32	
DIV. I NON-CONF.		1- 14		.06667 300		0- 3		250		303		304		.28804 304		32		31	
TOTALS		RPI 1-25		RPI 26-50		W-L RECORDS		RPI 51-100		RPI 101-150		RPI 150+							
10- 20		0- 0		0- 2		OVERALL		0- 0		0- 2		10- 16							
2- 9		0- 0		0- 1		HOME		0- 0		0- 0		2- 8							
3- 9		0- 0		0- 1		AWAY		0- 0		0- 2		3- 6							
5- 2		0- 0		0- 0		NEUTRAL		0- 0		0- 0		5- 2							
1- 14		0- 0		0- 0		NON-CONFERENCE		0- 0		0- 2		1- 12							
0- 6		0- 0		0- 0		HOME		0- 0		0- 0		0- 6							
0- 6		0- 0		0- 0		AWAY		0- 0		0- 2		0- 4							
1- 2		0- 0		0- 0		NEUTRAL		0- 0		0- 0		1- 2							
9- 6		0- 0		0- 2		CONFERENCE		0- 0		0- 0		9- 4							
2- 3		0- 0		0- 1		HOME		0- 0		0- 0		2- 2							
3- 3		0- 0		0- 1		AWAY		0- 0		0- 0		3- 2							
4- 0		0- 0		0- 0		NEUTRAL		0- 0		0- 0		4- 0							
RPI S	Opponent	Score		RPI S	Opponent	Score		RPI S	Opponent	Score		RPI S	Opponent	Score					
				45 A	Florida A&M	0 3						105 A	Appalachian St.	0 3					
				45 H	Florida A&M	0 3						137 A	James Madison	0 3					
												151 H	Charlotte	2 3					
												197 H	Navy	1 3					
												204 H	Elon	1 3					
												209 A	North Carolina St.	0 3					
												215 A	East Caro.	0 3					
												217 H	UNC Asheville	1 3					
												219 A	Md.-East. Shore	0 3					
												225 N	Buffalo	0 3					
												232 A	Bethune-Cookman	1 3					
												232 H	Bethune-Cookman	2 3					
												241 A	High Point	0 3					
												256 H	Tex. A&M-Corp. Chris	0 3					
												264 A	Morgan St.	3 2					
												275 H	Delaware St.	1 3					
												275 N	Delaware St.	3 0					
												278 H	Campbell	1 3					
												278 N	Campbell	1 3					
												279 A	South Carolina St.	3 1					
												279 H	South Carolina St.	3 0					
												290 N	Howard	3 0					
												309 A	Gardner-Webb	0 3					
												310 N	Hampton	3 0					
												312 N	Coppin St.	3 0					
												314 A	Norfolk St.	3 0					
												314 H	Norfolk St.	3 0					
LAST 10 GAMES				275 H	Delaware St.	1	3	241 A	High Point	0	3	309 A	Gardner-Webb	0	3				
				232 A	Bethune-Cookman	1	3	45 H	Florida A&M	0	3	310 N	Hampton	3	0				
				45 A	Florida A&M	0	3	204 H	Elon	1	3	312 N	Coppin St.	3	0				
				278 H	Campbell	1	3	232 H	Bethune-Cookman	2	3	314 A	Norfolk St.	3	0				
				279 A	South Carolina St.	3	1	290 N	Howard	3	0	314 H	Norfolk St.	3	0				

Non-Div. I Games:

N.C. A&T

RPI	S	Opponent	Score	
315	N	Savannah St.	3	0

N.C. A&T

N
.
C
.
A
&
T

N
.
C
.
A
&
T

Average RPI Win: 291		WON-LOST	WINNING	LAST 10	STRENGTH OF		OPP. STRENGTH	TEAM	ADJ	CONF.	ADJ CONF.
Average RPI Loss: 164		RECORD	PCT. RANK	GAMES	SCHEDULE		OF SCHEDULE	RPI	RPI	RPI	RPI
DIV. I ONLY		3- 25	.10714 303	0- 10	180		236	290	.33219 289	19	22
DIV. I NON-CONF.		3- 10	.23077 262	0- 2	259		239	285	.36029 279	24	24
TOTALS		RPI 1-25	RPI 26-50		W-L RECORDS		RPI 51-100		RPI 101-150		RPI 150+
3- 25	0- 0	0- 1		OVERALL		0- 5		0- 3		3- 16	
0- 8	0- 0	0- 0		HOME		0- 1		0- 1		0- 6	
0- 13	0- 0	0- 1		AWAY		0- 3		0- 1		0- 8	
3- 4	0- 0	0- 0		NEUTRAL		0- 1		0- 1		3- 2	
3- 10	0- 0	0- 1		NON-CONFERENCE		0- 2		0- 1		3- 6	
0- 1	0- 0	0- 0		HOME		0- 0		0- 0		0- 1	
0- 5	0- 0	0- 1		AWAY		0- 1		0- 0		0- 3	
3- 4	0- 0	0- 0		NEUTRAL		0- 1		0- 1		3- 2	
0- 15	0- 0	0- 0		CONFERENCE		0- 3		0- 2		0- 10	
0- 7	0- 0	0- 0		HOME		0- 1		0- 1		0- 5	
0- 8	0- 0	0- 0		AWAY		0- 2		0- 1		0- 5	
0- 0	0- 0	0- 0		NEUTRAL		0- 0		0- 0		0- 0	
RPI S	Opponent	Score	RPI S	Opponent	Score	RPI S	Opponent	Score	RPI S	Opponent	Score
			47 A	Virginia	0 3	53 A	Winthrop	0 3	118 A	Coastal Caro.	0 3
						53 A	Winthrop	0 3	118 H	Coastal Caro.	0 3
						53 H	Winthrop	0 3	119 N	Penn	0 3
						72 A	Marshall	0 3	151 A	Charlotte	1 3
						86 N	Syracuse	0 3	180 A	Birmingham-So.	0 3
									180 H	Birmingham-So.	1 3
									183 N	Duquesne	0 3
									184 A	Liberty	0 3
									184 H	Liberty	0 3
									193 A	Denver	0 3
									199 N	Washington St.	0 3
									217 A	UNC Asheville	0 3
									217 H	UNC Asheville	0 3
									222 A	Charleston So.	0 3
									222 H	Charleston So.	1 3
									241 A	High Point	0 3
									241 H	High Point	0 3
									270 A	Holy Cross	0 3
									276 N	Youngstown St.	3 2
									283 N	Siena	3 2
									287 H	East Tenn. St.	0 3
									315 N	Savannah St.	3 0
			LAST 10 GAMES								
			53 A	Winthrop	0 3	287 H	East Tenn. St.	0 3			
			184 H	Liberty	0 3	53 H	Winthrop	0 3			
			217 A	UNC Asheville	0 3	241 H	High Point	0 3			
			222 A	Charleston So.	0 3	217 H	UNC Asheville	0 3			
			118 A	Coastal Caro.	0 3	151 A	Charlotte	1 3			

Non-Div. I Games:

Radford

H
o
w
a
r
d

Howard

Average RPI Win: 264		WON-LOST RECORD		WINNING PCT. RANK		LAST 10 GAMES		STRENGTH OF SCHEDULE		OPP. STRENGTH OF SCHEDULE		TEAM RPI		ADJ RPI		CONF. RPI		ADJ CONF. RPI	
DIV. I ONLY		4- 27		.12903 298		2- 8		177		258		286		.32961 291		24		24	
DIV. I NON-CONF.		2- 13		.13333 285		0- 2		92		280		253		.38591 259		20		20	
TOTALS		RPI 1-25		RPI 26-50		W-L RECORDS		RPI 51-100		RPI 101-150		RPI 150+							
4- 27		0- 0		0- 0		OVERALL		0- 4		0- 6		4- 17							
2- 9		0- 0		0- 0		HOME		0- 3		0- 1		2- 5							
0- 13		0- 0		0- 0		AWAY		0- 1		0- 2		0- 10							
2- 5		0- 0		0- 0		NEUTRAL		0- 0		0- 3		2- 2							
2- 13		0- 0		0- 0		NON-CONFERENCE		0- 1		0- 4		2- 8							
0- 3		0- 0		0- 0		HOME		0- 1		0- 0		0- 2							
0- 5		0- 0		0- 0		AWAY		0- 0		0- 1		0- 4							
2- 5		0- 0		0- 0		NEUTRAL		0- 0		0- 3		2- 2							
2- 14		0- 0		0- 0		CONFERENCE		0- 3		0- 2		2- 9							
2- 6		0- 0		0- 0		HOME		0- 2		0- 1		2- 3							
0- 8		0- 0		0- 0		AWAY		0- 1		0- 1		0- 6							
0- 0		0- 0		0- 0		NEUTRAL		0- 0		0- 0		0- 0							
RPI S	Opponent	Score		RPI S	Opponent	Score		RPI S	Opponent	Score		RPI S	Opponent	Score					
								65 H	Eastern Ky.	0	3	101 N	Memphis	0	3				
								71 H	Western Ky.	0	3	105 N	Appalachian St.	1	3				
								100 A	Eastern Ill.	0	3	143 A	Alabama A&M	0	3				
								100 H	Eastern Ill.	0	3	143 N	Alabama A&M	0	3				
												146 A	Jacksonville St.	0	3				
												146 H	Jacksonville St.	0	3				
												151 A	Charlotte	0	3				
												160 A	Belmont	0	3				
												160 H	Belmont	0	3				
												165 N	New Orleans	0	3				
												172 A	Austin Peay	0	3				
												185 A	Tennessee Tech	0	3				
												190 A	Southeast Mo. St.	0	3				
												190 H	Southeast Mo. St.	0	3				
												226 H	Morehead St.	3	2				
												235 A	Tenn.-Martin	0	3				
												235 H	Tenn.-Martin	1	3				
												242 N	Ill.-Chicago	0	3				
												258 A	Murray St.	0	3				
												258 H	Murray St.	1	3				
												268 A	Chattanooga	0	3				
												274 N	St. Francis (Pa.)	3	1				
												275 N	Delaware St.	3	1				
												281 A	Lipscomb	1	3				
												281 H	Lipscomb	0	3				
												282 A	Samford	0	3				
												282 H	Samford	3	1				
LAST 10 GAMES																			
				146 H	Jacksonville St.	0	3	100 A	Eastern Ill.	0	3	275 N	Delaware St.	3	1				
				282 H	Samford	3	1	235 H	Tenn.-Martin	1	3	281 A	Lipscomb	1	3				
				258 H	Murray St.	1	3	226 H	Morehead St.	3	2	281 H	Lipscomb	0	3				
				160 A	Belmont	0	3	65 H	Eastern Ky.	0	3	282 A	Samford	0	3				
				190 A	Southeast Mo. St.	0	3	281 A	Lipscomb	1	3	282 H	Samford	3	1				

Non-Div. I Games: Trevecca Nazarene 3 1

Tennessee St.

Average RPI Win:	251	WON-LOST RECORD	WINNING PCT. RANK	LAST 10 GAMES	STRENGTH OF SCHEDULE	OPP. STRENGTH OF SCHEDULE	TEAM RPI	ADJ RPI	CONF. RPI	ADJ CONF. RPI	
DIV. I ONLY		2- 21	.08696 307	1- 8	221	211	294	.3283 292	16	16	
DIV. I NON-CONF.		1- 7	.125 292	1- 0	248	182	294	.34802 286	18	18	
<hr/>											
TOTALS	RPI 1-25	RPI 26-50		W-L RECORDS	RPI 51-100		RPI 101-150		RPI 150+		
2- 21	0- 0	0- 0		OVERALL	0- 5		0- 4		2- 12		
0- 10	0- 0	0- 0		HOME	0- 2		0- 3		0- 5		
2- 9	0- 0	0- 0		AWAY	0- 3		0- 1		2- 5		
0- 2	0- 0	0- 0		NEUTRAL	0- 0		0- 0		0- 2		
<hr/>											
1- 7	0- 0	0- 0		NON-CONFERENCE	0- 1		0- 2		1- 4		
0- 3	0- 0	0- 0		HOME	0- 0		0- 2		0- 1		
1- 2	0- 0	0- 0		AWAY	0- 1		0- 0		1- 1		
0- 2	0- 0	0- 0		NEUTRAL	0- 0		0- 0		0- 2		
<hr/>											
1- 14	0- 0	0- 0		CONFERENCE	0- 4		0- 2		1- 8		
0- 7	0- 0	0- 0		HOME	0- 2		0- 1		0- 4		
1- 7	0- 0	0- 0		AWAY	0- 2		0- 1		1- 4		
0- 0	0- 0	0- 0		NEUTRAL	0- 0		0- 0		0- 0		
<hr/>											
RPI	S	Opponent	Score	RPI	S	Opponent	Score	RPI	S	Opponent	Score
				71 A Western Ky. 0 3				113 H Ark.-Little Rock 0 3			
				80 A Florida St. 0 3				128 H McNeese St. 1 3			
				81 A New Mexico St. 0 3				128 H McNeese St. 1 3			
				81 H New Mexico St. 0 3				140 A Middle Tenn. 1 3			
				94 H Arkansas St. 1 3				158 N Sam Houston St. 1 3			
								165 A New Orleans 0 3			
								165 H New Orleans 1 3			
								193 A Denver 0 3			
								193 H Denver 0 3			
								200 A Southern Miss. 2 3			
								200 H Southern Miss. 1 3			
								228 A North Texas 0 3			
								228 H North Texas 2 3			
								245 A Florida Int'l 3 2			
								257 A Troy 3 1			
								262 A La.-Lafayette 0 3			
								262 H La.-Lafayette 2 3			
								265 N Stetson 0 3			
<hr/>											
LAST 10 GAMES											
81 A New Mexico St. 0 3				262 H La.-Lafayette 2 3							
193 A Denver 0 3				140 A Middle Tenn. 1 3							
257 A Troy 3 1				71 A Western Ky. 0 3							
165 H New Orleans 1 3				113 H Ark.-Little Rock 0 3							
228 H North Texas 2 3				94 H Arkansas St. 1 3							

Non-Div. I Games: Spring Hill 3 1

South Ala.

[illegible]

Non-Div. I Games:

La Salle

RPI	S	Opponent	Score	
312	H	Coppin St.	3	0

La Salle

L
a
S
a
l
l
e

L
a
S
a
l
l
e

Average RPI Win: 296		WON-LOST	WINNING	LAST 10	STRENGTH OF		OPP. STRENGTH	TEAM	ADJ	CONF.	ADJ CONF.
Average RPI Loss: 178		RECORD	PCT. RANK	GAMES	SCHEDULE		OF SCHEDULE	RPI	RPI	RPI	RPI
DIV. I ONLY		6- 24	.2 281	2- 8	267		253	293	.31619	294	29
DIV. I NON-CONF.		4- 16	.2 272	0- 1	233		227	282	.3527	285	29
TOTALS		RPI 1-25	RPI 26-50	W-L RECORDS	RPI 51-100		RPI 101-150	RPI 150+			
6- 24	0- 0		0- 2	OVERALL	0- 4		0- 2	6- 16			
2- 12	0- 0		0- 2	HOME	0- 2		0- 1	2- 7			
2- 10	0- 0		0- 0	AWAY	0- 2		0- 1	2- 7			
2- 2	0- 0		0- 0	NEUTRAL	0- 0		0- 0	2- 2			
4- 16	0- 0		0- 2	NON-CONFERENCE	0- 4		0- 2	4- 8			
0- 9	0- 0		0- 2	HOME	0- 2		0- 1	0- 4			
2- 5	0- 0		0- 0	AWAY	0- 2		0- 1	2- 2			
2- 2	0- 0		0- 0	NEUTRAL	0- 0		0- 0	2- 2			
2- 8	0- 0		0- 0	CONFERENCE	0- 0		0- 0	2- 8			
2- 3	0- 0		0- 0	HOME	0- 0		0- 0	2- 3			
0- 5	0- 0		0- 0	AWAY	0- 0		0- 0	0- 5			
0- 0	0- 0		0- 0	NEUTRAL	0- 0		0- 0	0- 0			
RPI S	Opponent	Score	RPI S	Opponent	Score	RPI S	Opponent	Score	RPI S	Opponent	Score
			30 H	Michigan	0 3	63 H	American	0 3	120 A	Long Island	0 3
			39 H	Pittsburgh	1 3	73 H	Rutgers	1 3	123 H	St. John's (N.Y.)	1 3
						84 A	Yale	0 3	164 A	Fairfield	1 3
						86 A	Syracuse	1 3	170 N	Cleveland St.	0 3
									189 A	Iona	0 3
									195 A	Seton Hall	0 3
									214 H	UMBC	0 3
									219 H	Md.-East. Shore	2 3
									227 H	St. Peter's	1 3
									229 N	New Hampshire	0 3
									231 A	Fordham	0 3
									231 H	Fordham	0 3
									240 H	Rider	1 3
									260 H	Loyola (Md.)	3 0
									261 A	Canisius	0 3
									261 A	Canisius	1 3
									266 A	Niagara	1 3
									273 H	Marist	2 3
									283 H	Siena	3 1
									295 H	Columbia	2 3
									301 N	Sacred Heart	3 0
									308 A	St. Francis (N.Y.)	3 0
									311 A	Wagner	3 0
									311 N	Wagner	3 0
			LAST 10 GAMES								
			189 A	Iona	0 3	266 A	Niagara	1 3			
			164 A	Fairfield	1 3	240 H	Rider	1 3			
			283 H	Siena	3 1	260 H	Loyola (Md.)	3 0			
			273 H	Marist	2 3	73 H	Rutgers	1 3			
			261 A	Canisius	0 3	227 H	St. Peter's	1 3			

Non-Div. I Games:

Manhattan

Average RPI Win:	280	WON-LOST RECORD	WINNING PCT. RANK	LAST 10 GAMES	STRENGTH OF SCHEDULE	OPP. STRENGTH OF SCHEDULE	TEAM RPI	ADJ RPI	CONF. RPI	ADJ CONF. RPI	
Average RPI Loss:	186										
DIV. I ONLY	3- 23	.11538	301	1- 9	266	256	301	.30766	295	18	17
DIV. I NON-CONF.	2- 10	.16667	281	0- 0	303	302	308	.27797	307	23	22
<hr/>											
TOTALS	RPI 1-25	RPI 26-50		W-L RECORDS	RPI 51-100		RPI 101-150		RPI 150+		
3- 23	0- 0	0- 0		OVERALL	0- 2		0- 10		3- 11		
1- 7	0- 0	0- 0		HOME	0- 1		0- 5		1- 1		
1- 10	0- 0	0- 0		AWAY	0- 1		0- 4		1- 5		
1- 6	0- 0	0- 0		NEUTRAL	0- 0		0- 1		1- 5		
<hr/>											
2- 10	0- 0	0- 0		NON-CONFERENCE	0- 0		0- 2		2- 8		
0- 1	0- 0	0- 0		HOME	0- 0		0- 1		0- 0		
1- 3	0- 0	0- 0		AWAY	0- 0		0- 0		1- 3		
1- 6	0- 0	0- 0		NEUTRAL	0- 0		0- 1		1- 5		
<hr/>											
1- 13	0- 0	0- 0		CONFERENCE	0- 2		0- 8		1- 3		
1- 6	0- 0	0- 0		HOME	0- 1		0- 4		1- 1		
0- 7	0- 0	0- 0		AWAY	0- 1		0- 4		0- 2		
0- 0	0- 0	0- 0		NEUTRAL	0- 0		0- 0		0- 0		
<hr/>											
RPI S	Opponent	Score	RPI S	Opponent	Score	RPI S	Opponent	Score	RPI S	Opponent	Score
						84 A Yale	1	3	110 A Cornell	0	3
						84 H Yale	0	3	110 H Cornell	1	3
									119 A Penn	0	3
									119 H Penn	0	3
									126 N West Virginia	0	3
									129 H Hofstra	0	3
									130 A Harvard	0	3
									130 H Harvard	0	3
									145 A Princeton	0	3
									145 H Princeton	0	3
									209 N North Carolina St.	1	3
									219 A Md.-East. Shore	0	3
									236 A Brown	0	3
									236 H Brown	0	3
									244 A Dartmouth	1	3
									244 H Dartmouth	3	0
									271 N Wofford	0	3
									273 A Marist	0	3
									273 N Marist	0	3
									276 N Youngstown St.	0	3
									294 A Manhattan	3	2
									299 A Lehigh	2	3
									301 N Sacred Heart	3	1
									303 N Hartford	2	3

Non-Div. I Games:

Columbia

[illegible]

Non-Div. I Games: Shippensburg

Providence

Quinnipiac

Through Games Of 2004 final RPI

Average RPI Win: 305		WON-LOST RECORD		WINNING PCT. RANK		LAST 10 GAMES		STRENGTH OF SCHEDULE		OPP. STRENGTH OF SCHEDULE		TEAM RPI		ADJ RPI		CONF. RPI		ADJ CONF. RPI					
Average RPI Loss: 198																							
DIV. I ONLY		5- 20		.2 281		2- 8		294		280		302		.30128 297		30		30					
DIV. I NON-CONF.		2- 13		.13333 285		0- 2		288		262		302		.30331 301		30		30					
TOTALS		RPI 1-25		RPI 26-50		W-L RECORDS		RPI 51-100		RPI 101-150		RPI 150+											
5- 20		0- 1		0- 0		OVERALL		0- 4		0- 2		5- 13											
2- 5		0- 0		0- 0		HOME		0- 1		0- 1		2- 3											
1- 9		0- 1		0- 0		AWAY		0- 1		0- 1		1- 6											
2- 6		0- 0		0- 0		NEUTRAL		0- 2		0- 0		2- 4											
2- 13		0- 1		0- 0		NON-CONFERENCE		0- 4		0- 0		2- 8											
0- 2		0- 0		0- 0		HOME		0- 1		0- 0		0- 1											
0- 6		0- 1		0- 0		AWAY		0- 1		0- 0		0- 4											
2- 5		0- 0		0- 0		NEUTRAL		0- 2		0- 0		2- 3											
3- 7		0- 0		0- 0		CONFERENCE		0- 0		0- 2		3- 5											
2- 3		0- 0		0- 0		HOME		0- 0		0- 1		2- 2											
1- 3		0- 0		0- 0		AWAY		0- 0		0- 1		1- 2											
0- 1		0- 0		0- 0		NEUTRAL		0- 0		0- 0		0- 1											
RPI	S	Opponent		Score		RPI	S	Opponent		Score		RPI	S	Opponent		Score		RPI	S	Opponent		Score	
9	A	Penn St.		0 3								73	N	Rutgers		0 3		120	H	Long Island		0 3	
												87	N	Brigham Young		0 3		131	A	Robert Morris		0 3	
												88	A	Connecticut		0 3		174	H	Central Conn. St.		0 3	
												88	H	Boston College		0 3		174	H	Central Conn. St.		0 3	
																		195	A	Seton Hall		0 3	
																		261	N	Canisius		1 3	
																		264	N	Morgan St.		2 3	
																		274	A	St. Francis (Pa.)		0 3	
																		274	N	St. Francis (Pa.)		1 3	
																		277	A	Colgate		0 3	
																		283	A	Siena		2 3	
																		286	A	Fairleigh Dickinson		1 3	
																		296	H	Providence		2 3	
																		296	N	Providence		3 1	
																		301	H	Sacred Heart		3 0	
																		303	A	Hartford		1 3	
																		303	N	Hartford		2 3	
																		308	H	St. Francis (N.Y.)		3 1	
																		309	N	Gardner-Webb		3 1	
																		311	A	Wagner		3 2	
LAST 10 GAMES																							
						274	N	St. Francis (Pa.)		1 3		195	A	Seton Hall		0 3							
						120	H	Long Island		0 3		88	H	Boston College		0 3							
						308	H	St. Francis (N.Y.)		3 1		311	A	Wagner		3 2							
						274	A	St. Francis (Pa.)		0 3		286	A	Fairleigh Dickinson		1 3							
						131	A	Robert Morris		0 3		174	H	Central Conn. St.		0 3							

Non-Div. I Games:

Quinnipiac

Average RPI Win:	308	WON-LOST	WINNING	LAST 10	STRENGTH OF	OPP. STRENGTH	TEAM	ADJ	CONF.	ADJ CONF.		
Average RPI Loss:	226	RECORD	PCT. RANK	GAMES	SCHEDULE	OF SCHEDULE	RPI	RPI	RPI	RPI		
DIV. I ONLY	5- 15	.25	267	1- 8	307	301	303	.29684	298	33	33	
DIV. I NON-CONF.	0- 4	0	304	0- 1	309	230	315	.24645	313	33	33	
<hr/>												
TOTALS	RPI 1-25	RPI 26-50		W-L RECORDS		RPI 51-100		RPI 101-150		RPI 150+		
5- 15	0- 0	0- 0		OVERALL		0- 0		0- 2		5- 13		
2- 5	0- 0	0- 0		HOME		0- 0		0- 1		2- 4		
3- 7	0- 0	0- 0		AWAY		0- 0		0- 1		3- 6		
0- 3	0- 0	0- 0		NEUTRAL		0- 0		0- 0		0- 3		
0- 4	0- 0	0- 0		NON-CONFERENCE		0- 0		0- 0		0- 4		
0- 1	0- 0	0- 0		HOME		0- 0		0- 0		0- 1		
0- 2	0- 0	0- 0		AWAY		0- 0		0- 0		0- 2		
0- 1	0- 0	0- 0		NEUTRAL		0- 0		0- 0		0- 1		
5- 11	0- 0	0- 0		CONFERENCE		0- 0		0- 2		5- 9		
2- 4	0- 0	0- 0		HOME		0- 0		0- 1		2- 3		
3- 5	0- 0	0- 0		AWAY		0- 0		0- 1		3- 4		
0- 2	0- 0	0- 0		NEUTRAL		0- 0		0- 0		0- 2		
<hr/>												
RPI S	Opponent	Score	RPI S	Opponent	Score	RPI S	Opponent	Score	RPI S	Opponent	Score	
									143 A	Alabama A&M	0	3
									143 H	Alabama A&M	0	3
									200 A	Southern Miss.	0	3
									205 A	Southeastern La.	0	3
									208 A	Grambling	0	3
									208 H	Grambling	1	3
									208 N	Grambling	0	3
									221 A	Mississippi Val.	0	3
									221 H	Mississippi Val.	2	3
									252 A	Jackson St.	0	3
									252 H	Jackson St.	0	3
									257 H	Troy	0	3
									262 N	La.-Lafayette	0	3
									302 N	Texas Southern	1	3
									304 A	Southern U.	2	3
									304 H	Southern U.	3	0
									307 A	Alabama St.	3	0
									307 A	Alabama St.	3	1
									307 H	Alabama St.	3	0
									313 A	Ark.-Pine Bluff	3	2
<hr/>												
			LAST 10 GAMES									
			302 N Texas Southern			1			3			
			208 N Grambling			0			3			
			252 H Jackson St.			0			3			
			221 H Mississippi Val.			2			3			
			208 H Grambling			1			3			
			307 H Alabama St.			3			0			
			304 A Southern U.			2			3			
			257 H Troy			0			3			
			143 A Alabama A&M			0			3			
			200 A Southern Miss.			0			3			

Non-Div. I Games: Xavier (LA)

3 1

Xavier (LA)

0 3

Alcorn St.

Average RPI Win:	286	WON-LOST RECORD	WINNING PCT. RANK	LAST 10 GAMES	STRENGTH OF SCHEDULE	OPP. STRENGTH OF SCHEDULE	TEAM RPI	ADJ RPI	CONF. RPI	ADJ CONF. RPI	
Average RPI Loss:	199										
DIV. I ONLY	2- 23	.08	308	0- 10	223	279	297	.29398	299	26	26
DIV. I NON-CONF.	1- 10	.09091	294	0- 1	239	284	299	.32029	297	28	27
<hr/>											
TOTALS	RPI 1-25	RPI 26-50		W-L RECORDS	RPI 51-100		RPI 101-150		RPI 150+		
2- 23	0- 0	0- 0		OVERALL	0- 4		0- 2		2- 17		
2- 11	0- 0	0- 0		HOME	0- 1		0- 0		2- 10		
0- 11	0- 0	0- 0		AWAY	0- 3		0- 1		0- 7		
0- 1	0- 0	0- 0		NEUTRAL	0- 0		0- 1		0- 0		
<hr/>											
1- 10	0- 0	0- 0		NON-CONFERENCE	0- 2		0- 2		1- 6		
1- 5	0- 0	0- 0		HOME	0- 0		0- 0		1- 5		
0- 4	0- 0	0- 0		AWAY	0- 2		0- 1		0- 1		
0- 1	0- 0	0- 0		NEUTRAL	0- 0		0- 1		0- 0		
<hr/>											
1- 13	0- 0	0- 0		CONFERENCE	0- 2		0- 0		1- 11		
1- 6	0- 0	0- 0		HOME	0- 1		0- 0		1- 5		
0- 7	0- 0	0- 0		AWAY	0- 1		0- 0		0- 6		
0- 0	0- 0	0- 0		NEUTRAL	0- 0		0- 0		0- 0		
<hr/>											
RPI S	Opponent	Score	RPI S	Opponent	Score	RPI S	Opponent	Score	RPI S	Opponent	Score
						59 A	Towson	0 3	105 A	Appalachian St.	0 3
						63 A	American	0 3	144 N	Fla. Atlantic	0 3
						63 H	American	0 3	167 A	Army	0 3
						99 A	Virginia Tech	0 3	167 H	Army	1 3
									197 A	Navy	1 3
									197 H	Navy	0 3
									202 A	Bucknell	0 3
									202 H	Bucknell	0 3
									209 H	North Carolina St.	1 3
									240 H	Rider	0 3
									251 A	Lafayette	0 3
									251 H	Lafayette	1 3
									265 A	Stetson	1 3
									270 A	Holy Cross	2 3
									270 H	Holy Cross	2 3
									273 H	Marist	1 3
									277 A	Colgate	2 3
									277 H	Colgate	3 1
									286 H	Fairleigh Dickinson	0 3
									295 H	Columbia	3 2
			311 H	Wagner	2 3						
			LAST 10 GAMES								
			197 A Navy			1 3	202 A Bucknell			0 3	
			63 A American			0 3	251 H Lafayette			1 3	
			270 H Holy Cross			2 3	286 H Fairleigh Dickinson			0 3	
			167 H Army			1 3	197 H Navy			0 3	
			277 A Colgate			2 3	63 H American			0 3	

Non-Div. I Games:

Lehigh

Average RPI Win:	302	WON-LOST RECORD	WINNING PCT. RANK	LAST 10 GAMES	STRENGTH OF SCHEDULE	OPP. STRENGTH OF SCHEDULE	TEAM RPI	ADJ RPI	CONF. RPI	ADJ CONF. RPI		
Average RPI Loss:	218											
DIV. I ONLY		11- 26	.2973	249	3- 7	303	300	295	.29152	300	33	33
DIV. I NON-CONF.		0- 15	0	304	0- 2	299	254	313	.24597	314	33	33
<hr/>												
TOTALS	RPI 1-25	RPI 26-50		W-L RECORDS		RPI 51-100		RPI 101-150		RPI 150+		
11- 26	0- 0	0- 0		OVERALL		0- 1		0- 4		11- 21		
7- 10	0- 0	0- 0		HOME		0- 0		0- 0		7- 10		
1- 7	0- 0	0- 0		AWAY		0- 1		0- 1		1- 5		
3- 9	0- 0	0- 0		NEUTRAL		0- 0		0- 3		3- 6		
<hr/>												
0- 15	0- 0	0- 0		NON-CONFERENCE		0- 1		0- 2		0- 12		
0- 7	0- 0	0- 0		HOME		0- 0		0- 0		0- 7		
0- 5	0- 0	0- 0		AWAY		0- 1		0- 1		0- 3		
0- 3	0- 0	0- 0		NEUTRAL		0- 0		0- 1		0- 2		
<hr/>												
11- 11	0- 0	0- 0		CONFERENCE		0- 0		0- 2		11- 9		
7- 3	0- 0	0- 0		HOME		0- 0		0- 0		7- 3		
1- 2	0- 0	0- 0		AWAY		0- 0		0- 0		1- 2		
3- 6	0- 0	0- 0		NEUTRAL		0- 0		0- 2		3- 4		
<hr/>												
RPI S	Opponent	Score	RPI S	Opponent	Score	RPI S	Opponent	Score	RPI S	Opponent	Score	
						74 A	TCU	0 3	134 N	San Francisco	0 3	
									138 A	Tulane	0 3	
									143 N	Alabama A&M	0 3	
									143 N	Alabama A&M	0 3	
									165 H	New Orleans	0 3	
									166 A	Texas-San Antonio	0 3	
									179 N	Iowa St.	0 3	
									181 H	North Dakota St.	1 3	
									208 A	Grambling	1 3	
									208 H	Grambling	2 3	
									208 N	Grambling	0 3	
									208 N	Grambling	0 3	
									221 H	Mississippi Val.	1 3	
									221 N	Mississippi Val.	0 3	
									252 N	Jackson St.	3 2	
									252 N	Jackson St.	0 3	
									256 A	Tex. A&M-Corp. Chris	1 3	
									256 H	Tex. A&M-Corp. Chris	0 3	
									256 H	Tex. A&M-Corp. Chris	1 3	
									263 H	Tex.-Pan American	0 3	
									267 N	Drake	1 3	
									302 A	Texas Southern	2 3	
									302 H	Texas Southern	3 0	
									302 H	Texas Southern	0 3	
									302 H	Texas Southern	3 0	
									302 N	Texas Southern	3 0	
									302 N	Texas Southern	3 1	
<hr/>												
			LAST 10 GAMES									
						221 H	North Dakota St.	1 3	302 H	Texas Southern	3 0	
						302 A	Grambling	1 3	302 H	Texas Southern	0 3	
						256 H	Tex. A&M-Corp. Chris	0 3	302 H	Texas Southern	3 0	
						208 H	Grambling	2 3	302 N	Texas Southern	3 0	
						302 A	Texas Southern	2 3	302 N	Texas Southern	3 1	

Non-Div. I Games:	Dillard	3	0
-------------------	---------	---	---

Prairie View

RPI	S	Opponent	Score	
304	A	Southern U.	3	1
304	H	Southern U.	3	0
306	A	Centenary (La.)	0	3
306	H	Centenary (La.)	2	3
306	H	Centenary (La.)	1	3
313	H	Ark.-Pine Bluff	3	0
313	H	Ark.-Pine Bluff	3	0
313	H	Ark.-Pine Bluff	3	0
313	H	Ark.-Pine Bluff	3	0

Prairie View

P
r
a
i
r
i
e
V
i
e
w

P
r
a
i
r
i
e
V
i
e
w

Average RPI Win:	305	WON-LOST RECORD	WINNING PCT. RANK	LAST 10 GAMES	STRENGTH OF SCHEDULE	OPP. STRENGTH OF SCHEDULE	TEAM RPI	ADJ RPI	CONF. RPI	ADJ CONF. RPI		
DIV. I ONLY		5- 21	.19231	285	3- 7	296	295	304	.28558	301	30	30
DIV. I NON-CONF.		0- 14	0	304	0- 2	267	292	309	.26429	310	30	30
<hr/>												
TOTALS	RPI 1-25	RPI 26-50		W-L RECORDS		RPI 51-100		RPI 101-150		RPI 150+		
5- 21	0- 0	0- 0		OVERALL		0- 1		0- 5		5- 15		
3- 7	0- 0	0- 0		HOME		0- 0		0- 2		3- 5		
1- 8	0- 0	0- 0		AWAY		0- 1		0- 3		1- 4		
1- 6	0- 0	0- 0		NEUTRAL		0- 0		0- 0		1- 6		
<hr/>												
0- 14	0- 0	0- 0		NON-CONFERENCE		0- 1		0- 2		0- 11		
0- 4	0- 0	0- 0		HOME		0- 0		0- 0		0- 4		
0- 5	0- 0	0- 0		AWAY		0- 1		0- 2		0- 2		
0- 5	0- 0	0- 0		NEUTRAL		0- 0		0- 0		0- 5		
<hr/>												
5- 7	0- 0	0- 0		CONFERENCE		0- 0		0- 3		5- 4		
3- 3	0- 0	0- 0		HOME		0- 0		0- 2		3- 1		
1- 3	0- 0	0- 0		AWAY		0- 0		0- 1		1- 2		
1- 1	0- 0	0- 0		NEUTRAL		0- 0		0- 0		1- 1		
<hr/>												
RPI S	Opponent	Score	RPI S	Opponent	Score	RPI S	Opponent	Score	RPI S	Opponent	Score	
						84 A	Yale	0 3	117 A	Maine	0 3	
									120 A	Long Island	0 3	
									120 H	Long Island	1 3	
									129 A	Hofstra	0 3	
									131 H	Robert Morris	0 3	
									174 A	Central Conn. St.	0 3	
									189 H	Iona	0 3	
									219 A	Md.-East. Shore	0 3	
									231 H	Fordham	0 3	
									240 H	Rider	1 3	
									251 A	Lafayette	0 3	
									271 N	Wofford	1 3	
									274 H	St. Francis (Pa.)	1 3	
									276 N	Youngstown St.	0 3	
									286 H	Fairleigh Dickinson	3 1	
									286 N	Fairleigh Dickinson	2 3	
									290 N	Howard	1 3	
									294 N	Manhattan	0 3	
									295 N	Columbia	1 3	
									296 H	Providence	0 3	
									297 A	Quinnipiac	0 3	
			LAST 10 GAMES						308 A	St. Francis (N.Y.)	3 2	
			274 H	St. Francis (Pa.)	1 3	296 H	Providence	0 3	311 H	Wagner	3 2	
			131 H	Robert Morris	0 3	286 H	Fairleigh Dickinson	3 1	311 H	Wagner	3 0	
			120 A	Long Island	0 3	311 H	Wagner	3 2	311 N	Wagner	3 2	
			308 A	St. Francis (N.Y.)	3 2	174 A	Central Conn. St.	0 3				
			189 H	Iona	0 3	297 A	Quinnipiac	0 3				

Non-Div. I Games:

Sacred Heart

Average RPI Win: 306		WON-LOST	WINNING	LAST 10	STRENGTH OF		OPP. STRENGTH	TEAM	ADJ		CONF.	ADJ CONF.
Average RPI Loss: 222		RECORD	PCT. RANK	GAMES	SCHEDULE		OF SCHEDULE	RPI	RPI		RPI	RPI
DIV. I ONLY		9- 22	.29032 252	3- 7	297		306	296	.28315 302		33	33
DIV. I NON-CONF.		0- 11	0 304	0- 2	209		272	301	.29281 302		33	33
TOTALS		RPI 1-25	RPI 26-50		W-L RECORDS		RPI 51-100		RPI 101-150		RPI 150+	
9- 22	0- 0	0- 1		OVERALL		0- 1		0- 1		9- 19		
4- 6	0- 0	0- 0		HOME		0- 0		0- 0		4- 6		
3- 7	0- 0	0- 1		AWAY		0- 1		0- 0		3- 5		
2- 9	0- 0	0- 0		NEUTRAL		0- 0		0- 1		2- 8		
0- 11	0- 0	0- 1		NON-CONFERENCE		0- 1		0- 0		0- 9		
0- 4	0- 0	0- 0		HOME		0- 0		0- 0		0- 4		
0- 5	0- 0	0- 1		AWAY		0- 1		0- 0		0- 3		
0- 2	0- 0	0- 0		NEUTRAL		0- 0		0- 0		0- 2		
9- 11	0- 0	0- 0		CONFERENCE		0- 0		0- 1		9- 10		
4- 2	0- 0	0- 0		HOME		0- 0		0- 0		4- 2		
3- 2	0- 0	0- 0		AWAY		0- 0		0- 0		3- 2		
2- 7	0- 0	0- 0		NEUTRAL		0- 0		0- 1		2- 6		
RPI S	Opponent	Score	RPI S	Opponent	Score	RPI S	Opponent	Score	RPI S	Opponent	Score	
			33 A	Rice	0 3	81 A	New Mexico St.	0 3	143 N	Alabama A&M	0 3	
									165 A	New Orleans	0 3	
									181 H	North Dakota St.	0 3	
									207 N	Northwestern St.	0 3	
									208 H	Grambling	0 3	
									208 H	Grambling	0 3	
									208 N	Grambling	1 3	
									221 N	Mississippi Val.	1 3	
									221 N	Mississippi Val.	1 2	
									228 A	North Texas	0 3	
									252 N	Jackson St.	2 3	
									256 A	Tex. A&M-Corp. Chris	0 3	
									256 H	Tex. A&M-Corp. Chris	1 3	
									256 N	Tex. A&M-Corp. Chris	0 3	
									263 H	Tex.-Pan American	0 3	
									298 N	Alcorn St.	3 1	
									300 A	Prairie View	0 3	
									300 A	Prairie View	0 3	
									300 A	Prairie View	3 0	
									300 H	Prairie View	3 2	
									300 N	Prairie View	1 3	
									300 N	Prairie View	0 3	
									304 A	Southern U.	3 2	
									304 H	Southern U.	3 2	
									306 H	Centenary (La.)	0 3	
									313 A	Ark.-Pine Bluff	3 2	
									313 H	Ark.-Pine Bluff	3 0	
Non-Div. I Games:			Houston Baptist	1 3	Dillard	3 1	Houston Baptist	0 3	Xavier (LA)		3 0	Texas Southern

RPI	S	Opponent	Score	
313	H	Ark.-Pine Bluff	3	0
313	N	Ark.-Pine Bluff	3	0

Texas Southern

T
e
x
a
s
S
o
u
t
h
e
r
n

T
e
x
a
s
S
o
u
t
h
e
r
n

Average RPI Win:	299	WON-LOST RECORD	WINNING PCT. RANK	LAST 10 GAMES	STRENGTH OF SCHEDULE	OPP. STRENGTH OF SCHEDULE	TEAM RPI	ADJ RPI	CONF. RPI	ADJ CONF. RPI
DIV. I ONLY		5- 27	.15625 293	0- 10	298	264	305	.26723 303	17	18
DIV. I NON-CONF.		5- 13	.27778 238	0- 0	312	304	306	.27184 309	21	21
TOTALS	RPI 1-25	RPI 26-50	W-L RECORDS	RPI 51-100	RPI 101-150	RPI 150+				
5- 27	0- 0	0- 2	OVERALL	0- 2	0- 3	5- 20				
2- 8	0- 0	0- 1	HOME	0- 1	0- 1	2- 5				
0- 13	0- 0	0- 1	AWAY	0- 1	0- 1	0- 10				
3- 6	0- 0	0- 0	NEUTRAL	0- 0	0- 1	3- 5				
5- 13	0- 0	0- 0	NON-CONFERENCE	0- 0	0- 1	5- 12				
2- 1	0- 0	0- 0	HOME	0- 0	0- 0	2- 1				
0- 6	0- 0	0- 0	AWAY	0- 0	0- 0	0- 6				
3- 6	0- 0	0- 0	NEUTRAL	0- 0	0- 1	3- 5				
0- 14	0- 0	0- 2	CONFERENCE	0- 2	0- 2	0- 8				
0- 7	0- 0	0- 1	HOME	0- 1	0- 1	0- 4				
0- 7	0- 0	0- 1	AWAY	0- 1	0- 1	0- 4				
0- 0	0- 0	0- 0	NEUTRAL	0- 0	0- 0	0- 0				
RPI S Opponent Score	RPI S Opponent Score		RPI S Opponent Score		RPI S Opponent Score		RPI S Opponent Score			
			50 A Albany (N.Y.) 0 3		91 A Northeastern 0 3		117 A Maine 0 3			
			50 H Albany (N.Y.) 0 3		91 H Northeastern 0 3		117 H Maine 0 3			
							126 N West Virginia 1 3			
							174 A Central Conn. St. 0 3			
							182 A New Mexico 0 3			
							188 A Stony Brook 0 3			
							188 H Stony Brook 0 3			
							191 N UTEP 0 3			
							194 A Binghamton 1 3			
							194 H Binghamton 0 3			
							214 A UMBC 0 3			
							214 H UMBC 0 3			
							229 A New Hampshire 0 3			
							229 H New Hampshire 2 3			
							251 N Lafayette 1 3			
							261 N Canisius 1 3			
							273 A Marist 0 3			
							273 N Marist 1 3			
							277 A Colgate 2 3			
							280 N Weber St. 1 3			
							283 H Siena 2 3			
			LAST 10 GAMES				293 A La Salle 0 3			
			214 A UMBC 0 3		194 A Binghamton 1 3		295 N Columbia 3 2			
			188 A Stony Brook 0 3		91 H Northeastern 0 3		296 H Providence 3 1			
			229 H New Hampshire 2 3		117 A Maine 0 3		297 H Quinnipiac 3 1			
			117 H Maine 0 3		229 A New Hampshire 0 3		297 N Quinnipiac 3 2			
			50 A Albany (N.Y.) 0 3		188 H Stony Brook 0 3		308 A St. Francis (N.Y.) 0 3			

Non-Div. I Games:

Hartford

RPI	S	Opponent	Score	
312	N	Coppin St.	3	0

Hartford

H
a
r
t
f
o
r
d

H
a
r
t
f
o
r
d

Average RPI Win:	310	WON-LOST	WINNING	LAST 10	STRENGTH OF	OPP. STRENGTH	TEAM	ADJ	CONF.	ADJ CONF.		
Average RPI Loss:	236	RECORD	PCT. RANK	GAMES	SCHEDULE	OF SCHEDULE	RPI	RPI	RPI	RPI		
DIV. I ONLY	5- 19	.20833	280	2- 8	304	313	306	.26628	304	33	33	
DIV. I NON-CONF.	2- 6	.25	255	0- 1	258	313	291	.34403	288	33	33	
<hr/>												
TOTALS	RPI 1-25	RPI 26-50		W-L RECORDS		RPI 51-100		RPI 101-150		RPI 150+		
5- 19	0- 0	0- 0		OVERALL		0- 0		0- 3		5- 16		
4- 9	0- 0	0- 0		HOME		0- 0		0- 1		4- 8		
0- 8	0- 0	0- 0		AWAY		0- 0		0- 1		0- 7		
1- 2	0- 0	0- 0		NEUTRAL		0- 0		0- 1		1- 1		
<hr/>												
2- 6	0- 0	0- 0		NON-CONFERENCE		0- 0		0- 2		2- 4		
2- 4	0- 0	0- 0		HOME		0- 0		0- 1		2- 3		
0- 2	0- 0	0- 0		AWAY		0- 0		0- 1		0- 1		
0- 0	0- 0	0- 0		NEUTRAL		0- 0		0- 0		0- 0		
<hr/>												
3- 13	0- 0	0- 0		CONFERENCE		0- 0		0- 1		3- 12		
2- 5	0- 0	0- 0		HOME		0- 0		0- 0		2- 5		
0- 6	0- 0	0- 0		AWAY		0- 0		0- 0		0- 6		
1- 2	0- 0	0- 0		NEUTRAL		0- 0		0- 1		1- 1		
<hr/>												
RPI	S	Opponent	Score	RPI	S	Opponent	Score	RPI	S	Opponent	Score	
								138	A	Tulane	0	3
								138	H	Tulane	0	3
								143	N	Alabama A&M	0	3
								165	A	New Orleans	0	3
								165	H	New Orleans	0	3
								208	A	Grambling	0	3
								208	H	Grambling	1	3
								221	A	Mississippi Val.	0	3
								221	H	Mississippi Val.	0	3
								252	H	Jackson St.	0	3
								252	N	Jackson St.	0	3
								256	H	Tex. A&M-Corp. Chris	0	3
								298	A	Alcorn St.	0	3
								298	H	Alcorn St.	3	2
								300	A	Prairie View	0	3
								300	H	Prairie View	1	3
								302	A	Texas Southern	2	3
								302	H	Texas Southern	2	3
								310	H	Hampton	0	3
								310	H	Hampton	3	0
								313	A	Ark.-Pine Bluff	2	3
								313	H	Ark.-Pine Bluff	3	1
				LAST 10 GAMES				313	N	Ark.-Pine Bluff	3	0
								252	N	Jackson St.	0	3
								143	N	Alabama A&M	0	3
								300	A	Prairie View	0	3
								313	A	Ark.-Pine Bluff	2	3
								302	A	Texas Southern	2	3
								252	H	Jackson St.	0	3
								298	H	Alcorn St.	3	2
								208	A	Grambling	0	3
								165	A	New Orleans	0	3
								313	H	Ark.-Pine Bluff	3	1
								302	A	Texas Southern	2	3
								298	H	Alcorn St.	3	2

Non-Div. I Games:

Dillard

0 3

Dillard

2 3

Southern U.

UNC Greensboro

Through Games Of 2004 final RPI

Average RPI Win: 285		WON-LOST	WINNING	LAST 10	STRENGTH OF		OPP. STRENGTH	TEAM	ADJ	CONF.	ADJ CONF.
Average RPI Loss: 202		RECORD	PCT. RANK	GAMES	SCHEDULE		OF SCHEDULE	RPI	RPI	RPI	RPI
DIV. I ONLY		3- 31	.08824	305	1- 9		246	274	300	.26536	305
DIV. I NON-CONF.		3- 15	.16667	281	1- 1		198	290	286	.33735	291
TOTALS		RPI 1-25	RPI 26-50		W-L RECORDS		RPI 51-100		RPI 101-150		RPI 150+
3- 31	0- 0	0- 0		OVERALL		0- 3		0- 5		3- 23	
1- 12	0- 0	0- 0		HOME		0- 0		0- 3		1- 9	
0- 12	0- 0	0- 0		AWAY		0- 2		0- 1		0- 9	
2- 7	0- 0	0- 0		NEUTRAL		0- 1		0- 1		2- 5	
3- 15	0- 0	0- 0		NON-CONFERENCE		0- 2		0- 2		3- 11	
1- 4	0- 0	0- 0		HOME		0- 0		0- 1		1- 3	
0- 4	0- 0	0- 0		AWAY		0- 1		0- 0		0- 3	
2- 7	0- 0	0- 0		NEUTRAL		0- 1		0- 1		2- 5	
0- 16	0- 0	0- 0		CONFERENCE		0- 1		0- 3		0- 12	
0- 8	0- 0	0- 0		HOME		0- 0		0- 2		0- 6	
0- 8	0- 0	0- 0		AWAY		0- 1		0- 1		0- 6	
0- 0	0- 0	0- 0		NEUTRAL		0- 0		0- 0		0- 0	
RPI S	Opponent	Score	RPI S	Opponent	Score	RPI S	Opponent	Score	RPI S	Opponent	Score
						52 A	Col. of Charleston	0 3	101 N	Memphis	1 3
						53 A	Winthrop	0 3	105 A	Appalachian St.	0 3
						96 N	Dayton	0 3	105 H	Appalachian St.	0 3
									122 H	Ga. Southern	1 3
									144 H	Fla. Atlantic	0 3
									160 N	Belmont	0 3
									169 A	Toledo	0 3
									184 H	Liberty	0 3
									204 A	Elon	0 3
									204 H	Elon	0 3
									213 A	Furman	0 3
									215 N	East Caro.	0 3
									217 H	UNC Asheville	0 3
									220 A	Western Caro.	0 3
									220 H	Western Caro.	2 3
									234 N	Wis.-Green Bay	1 3
									235 N	Tenn.-Martin	1 3
									241 H	High Point	1 3
									248 H	Davidson	0 3
									264 N	Morgan St.	3 0
									268 A	Chattanooga	1 3
									268 H	Chattanooga	2 3
									269 A	Citadel	1 3
									271 H	Wofford	2 3
									278 A	Campbell	2 3
									281 N	Lipscomb	3 2
									285 N	Oakland	0 3
			LAST 10 GAMES								
			268 A	Chattanooga	1 3	204 A	Elon	0 3			
			287 A	East Tenn. St.	0 3	204 H	Elon	0 3			
			184 H	Liberty	0 3	309 H	Gardner-Webb	3 0			
			220 H	Western Caro.	2 3	52 A	Col. of Charleston	0 3			
			105 H	Appalachian St.	0 3	269 A	Citadel	1 3			

Non-Div. I Games:

UNC Greensboro

RPI	S	Opponent	Score	
287	A	East Tenn. St.	0	3
287	H	East Tenn. St.	2	3
309	A	Gardner-Webb	2	3
309	H	Gardner-Webb	3	0

UNC Greensboro

U
N
C
G
r
e
e
n
s
b
o
r
o

U
N
C
G
r
e
e
n
s
b
o
r
o

Average RPI Win: 297		WON-LOST	WINNING	LAST 10	STRENGTH OF		OPP. STRENGTH	TEAM	ADJ		CONF.	ADJ CONF.						
Average RPI Loss: 199		RECORD	PCT. RANK	GAMES	SCHEDULE		OF SCHEDULE	RPI	RPI		RPI	RPI						
DIV. I ONLY		6- 30	.16667	289	0- 10		280	269	299	.264	306	27	27					
DIV. I NON-CONF.		6- 16	.27273	240	0- 3		257	285	283	.33471	293	25	25					
<hr/>																		
TOTALS		RPI 1-25		RPI 26-50		W-L RECORDS		RPI 51-100		RPI 101-150		RPI 150+						
6- 30		0- 0		0- 0		OVERALL		0- 3		0- 3		6- 24						
1- 12		0- 0		0- 0		HOME		0- 2		0- 1		1- 9						
3- 12		0- 0		0- 0		AWAY		0- 1		0- 0		3- 11						
2- 6		0- 0		0- 0		NEUTRAL		0- 0		0- 2		2- 4						
6- 16		0- 0		0- 0		NON-CONFERENCE		0- 1		0- 3		6- 12						
1- 5		0- 0		0- 0		HOME		0- 1		0- 1		1- 3						
3- 5		0- 0		0- 0		AWAY		0- 0		0- 0		3- 5						
2- 6		0- 0		0- 0		NEUTRAL		0- 0		0- 2		2- 4						
0- 14		0- 0		0- 0		CONFERENCE		0- 2		0- 0		0- 12						
0- 7		0- 0		0- 0		HOME		0- 1		0- 0		0- 6						
0- 7		0- 0		0- 0		AWAY		0- 1		0- 0		0- 6						
0- 0		0- 0		0- 0		NEUTRAL		0- 0		0- 0		0- 0						
RPI	S	Opponent	Score	RPI	S	Opponent	Score	RPI	S	Opponent	Score	RPI	S	Opponent	Score			
								55	A	Valparaiso	0	3	114	N	Tulsa	0	3	
								55	H	Valparaiso	0	3	115	H	Boise St.	0	3	
								74	H	TCU	0	3	150	N	Baylor	0	3	
													158	A	Sam Houston St.	0	3	
													162	A	Oral Roberts	0	3	
													162	H	Oral Roberts	0	3	
													165	A	New Orleans	1	3	
													198	A	IUPUI	0	3	
													198	H	IUPUI	0	3	
													205	N	Southeastern La.	0	3	
													206	A	Western Ill.	0	3	
													206	H	Western Ill.	0	3	
													207	H	Northwestern St.	1	3	
													208	A	Grambling	2	3	
													208	H	Grambling	1	3	
													250	A	Chicago St.	0	3	
													250	H	Chicago St.	0	3	
													254	A	Lamar	1	3	
													255	A	UMKC	0	3	
													255	H	UMKC	0	3	
													256	N	Tex. A&M-Corp. Chris	2	3	
													256	N	Tex. A&M-Corp. Chris	0	3	
													257	N	Troy	1	3	
													259	A	La.-Monroe	1	3	
													259	H	La.-Monroe	1	3	
													264	N	Morgan St.	3	0	
													285	A	Oakland	1	3	
LAST 10 GAMES																		
				198	H	IUPUI	0	3	208	A	Grambling	2	3	257	N	Troy	1	3
				250	H	Chicago St.	0	3	162	A	Oral Roberts	0	3	259	A	La.-Monroe	1	3
				259	H	La.-Monroe	1	3	254	A	Lamar	1	3	259	H	La.-Monroe	1	3
				206	A	Western Ill.	0	3	285	H	Oakland	0	3	264	N	Morgan St.	3	0
				255	A	UMKC	0	3	55	H	Valparaiso	0	3	285	A	Oakland	1	3

Non-Div. I Games:

Centenary (La.)

Centenary (La.)

Average RPI Win:	303	WON-LOST RECORD	WINNING PCT. RANK	LAST 10 GAMES	STRENGTH OF SCHEDULE	OPP. STRENGTH OF SCHEDULE	TEAM RPI	ADJ RPI	CONF. RPI	ADJ CONF. RPI			
DIV. I ONLY		1- 27	.03571	312	0- 10	249	299	307	.25739	308	30	30	
DIV. I NON-CONF.		1- 16	.05882	302	0- 2	153	297	293	.31785	298	30	30	
<hr/>													
TOTALS	RPI 1-25	RPI 26-50		W-L RECORDS		RPI 51-100		RPI 101-150		RPI 150+			
1- 27	0- 0	0- 0		OVERALL		0- 1		0- 6		1- 20			
1- 8	0- 0	0- 0		HOME		0- 0		0- 1		1- 7			
0- 13	0- 0	0- 0		AWAY		0- 1		0- 3		0- 9			
0- 6	0- 0	0- 0		NEUTRAL		0- 0		0- 2		0- 4			
1- 16	0- 0	0- 0		NON-CONFERENCE		0- 1		0- 3		1- 12			
1- 3	0- 0	0- 0		HOME		0- 0		0- 0		1- 3			
0- 9	0- 0	0- 0		AWAY		0- 1		0- 1		0- 7			
0- 4	0- 0	0- 0		NEUTRAL		0- 0		0- 2		0- 2			
0- 11	0- 0	0- 0		CONFERENCE		0- 0		0- 3		0- 8			
0- 5	0- 0	0- 0		HOME		0- 0		0- 1		0- 4			
0- 4	0- 0	0- 0		AWAY		0- 0		0- 2		0- 2			
0- 2	0- 0	0- 0		NEUTRAL		0- 0		0- 0		0- 2			
RPI	S	Opponent	Score	RPI	S	Opponent	Score	RPI	S	Opponent	Score		
						59 A	Towson	0	3	110 N	Cornell	0	3
										120 A	Long Island	0	3
										120 H	Long Island	0	3
										129 A	Hofstra	0	3
										131 A	Robert Morris	0	3
										145 N	Princeton	0	3
										167 H	Army	1	3
										174 A	Central Conn. St.	0	3
										189 A	Iona	0	3
										194 A	Binghamton	1	3
										202 N	Bucknell	0	3
										204 H	Elon	0	3
										204 N	Elon	0	3
										240 A	Rider	0	3
										251 A	Lafayette	0	3
										264 A	Morgan St.	1	3
										274 H	St. Francis (Pa.)	0	3
										283 A	Siena	0	3
										286 H	Fairleigh Dickinson	2	3
										286 N	Fairleigh Dickinson	0	3
										293 A	La Salle	0	3
										294 H	Manhattan	0	3
										297 A	Quinnipiac	1	3
										301 H	Sacred Heart	2	3
										303 H	Hartford	3	0
										311 H	Wagner	2	3
										311 N	Wagner	1	3
<hr/>													
LAST 10 GAMES													

Non-Div. I Games:

St. Francis (N.Y.)

Average RPI Win: 307		WON-LOST	WINNING	LAST 10	STRENGTH OF		OPP. STRENGTH	TEAM	ADJ	CONF.	ADJ CONF.
Average RPI Loss: 224		RECORD	PCT. RANK	GAMES	SCHEDULE		OF SCHEDULE	RPI	RPI	RPI	RPI
DIV. I ONLY		5- 26	.16129	290	1- 9		311	289	309	.24017	309
DIV. I NON-CONF.		5- 14	.26316	253	1- 4		306	296	303	.28959	303
TOTALS		RPI 1-25	RPI 26-50		W-L RECORDS		RPI 51-100		RPI 101-150		RPI 150+
5- 26	0- 0	0- 0		OVERALL		0- 1		0- 2		5- 23	
3- 14	0- 0	0- 0		HOME		0- 1		0- 2		3- 11	
1- 8	0- 0	0- 0		AWAY		0- 0		0- 0		1- 8	
1- 4	0- 0	0- 0		NEUTRAL		0- 0		0- 0		1- 4	
5- 14	0- 0	0- 0		NON-CONFERENCE		0- 1		0- 1		5- 12	
3- 8	0- 0	0- 0		HOME		0- 1		0- 1		3- 6	
1- 3	0- 0	0- 0		AWAY		0- 0		0- 0		1- 3	
1- 3	0- 0	0- 0		NEUTRAL		0- 0		0- 0		1- 3	
0- 12	0- 0	0- 0		CONFERENCE		0- 0		0- 1		0- 11	
0- 6	0- 0	0- 0		HOME		0- 0		0- 1		0- 5	
0- 5	0- 0	0- 0		AWAY		0- 0		0- 0		0- 5	
0- 1	0- 0	0- 0		NEUTRAL		0- 0		0- 0		0- 1	
RPI S	Opponent	Score	RPI S	Opponent	Score	RPI S	Opponent	Score	RPI S	Opponent	Score
						53 H	Winthrop	0 3	105 H	Appalachian St.	0 3
									144 H	Fla. Atlantic	0 3
									151 H	Charlotte	0 3
									160 A	Belmont	0 3
									177 A	Jacksonville	0 3
									180 A	Birmingham-So.	1 3
									187 H	Georgia St.	0 3
									201 H	UCF	0 3
									213 H	Furman	0 3
									220 H	Western Caro.	2 3
									235 H	Tenn.-Martin	0 3
									241 H	High Point	1 3
									248 H	Davidson	0 3
									253 H	Mercer	0 3
									257 H	Troy	0 3
									257 N	Troy	0 3
									264 N	Morgan St.	1 3
									265 A	Stetson	0 3
									278 A	Campbell	0 3
									281 A	Lipscomb	1 3
									281 H	Lipscomb	1 3
									282 N	Samford	0 3
									288 H	N.C. A&T	3 0
									296 A	Providence	0 3
									297 N	Quinnipiac	1 3
									305 A	UNC Greensboro	0 3
									305 H	UNC Greensboro	3 2
LAST 10 GAMES											
53 H	Winthrop	0 3	305 A	UNC Greensboro	0 3	288 H	N.C. A&T	3 0	296 A	Providence	0 3
315 A	Savannah St.	3 0	257 H	Troy	0 3	297 N	Quinnipiac	1 3	305 A	UNC Greensboro	0 3
213 H	Furman	0 3	105 H	Appalachian St.	0 3	305 H	UNC Greensboro	3 2			
160 A	Belmont	0 3	177 A	Jacksonville	0 3						
281 A	Lipscomb	1 3	265 A	Stetson	0 3						

Non-Div. I Games:

Gardner-Webb

RPI	S	Opponent	Score	
314	N	Norfolk St.	3	0
315	A	Savannah St.	3	0
315	H	Savannah St.	3	0

Gardner-Webb

G
a
r
d
n
e
r
-
W
e
b
b

G
a
r
d
n
e
r
-
W
e
b
b

Average RPI Win: Average RPI Loss:	309 248	WON-LOST RECORD	WINNING PCT. RANK	LAST 10 GAMES	STRENGTH OF SCHEDULE	OPP. STRENGTH OF SCHEDULE	TEAM RPI	ADJ RPI	CONF. RPI	ADJ CONF. RPI		
DIV. I ONLY		8- 23	.25806	265	4- 6	314	310	308	.2296	310	32	32
DIV. I NON-CONF.		2- 8	.2	272	0- 0	302	308	307	.27871	306	32	31
<hr/>												
TOTALS	RPI 1-25	RPI 26-50		W-L RECORDS		RPI 51-100		RPI 101-150		RPI 150+		
8- 23	0- 0	0- 1		OVERALL		0- 0		0- 0		8- 22		
3- 5	0- 0	0- 0		HOME		0- 0		0- 0		3- 5		
3- 9	0- 0	0- 0		AWAY		0- 0		0- 0		3- 9		
2- 9	0- 0	0- 1		NEUTRAL		0- 0		0- 0		2- 8		
<hr/>												
2- 8	0- 0	0- 0		NON-CONFERENCE		0- 0		0- 0		2- 8		
0- 0	0- 0	0- 0		HOME		0- 0		0- 0		0- 0		
1- 4	0- 0	0- 0		AWAY		0- 0		0- 0		1- 4		
1- 4	0- 0	0- 0		NEUTRAL		0- 0		0- 0		1- 4		
<hr/>												
6- 15	0- 0	0- 1		CONFERENCE		0- 0		0- 0		6- 14		
3- 5	0- 0	0- 0		HOME		0- 0		0- 0		3- 5		
2- 5	0- 0	0- 0		AWAY		0- 0		0- 0		2- 5		
1- 5	0- 0	0- 1		NEUTRAL		0- 0		0- 0		1- 4		
<hr/>												
RPI	S	Opponent	Score	RPI	S	Opponent	Score	RPI	S	Opponent	Score	
				45	N	Florida A&M	0 3	157	A	William & Mary	0 3	
								197	A	Navy	0 3	
								214	N	UMBC	0 3	
								219	A	Md.-East. Shore	0 3	
								219	H	Md.-East. Shore	0 3	
								232	N	Bethune-Cookman	0 3	
								256	N	Tex. A&M-Corp. Chris	0 3	
								260	N	Loyola (Md.)	0 3	
								264	A	Morgan St.	0 3	
								264	H	Morgan St.	2 3	
								269	A	Citadel	0 3	
								269	N	Citadel	0 3	
								275	A	Delaware St.	0 3	
								275	H	Delaware St.	1 3	
								279	A	South Carolina St.	0 3	
								279	H	South Carolina St.	0 3	
								279	H	South Carolina St.	0 3	
								279	N	South Carolina St.	0 3	
								288	N	N.C. A&T	0 3	
								290	A	Howard	0 3	
								290	H	Howard	3 1	
				LAST 10 GAMES				290	N	Howard	1 3	
				290	N	Howard	1 3	304	A	Southern U.	3 0	
				290	H	Howard	3 1	304	A	Southern U.	0 3	
				314	H	Norfolk St.	3 2	312	A	Coppin St.	3 1	
				312	H	Coppin St.	3 0	312	H	Coppin St.	3 0	
				219	H	Md.-East. Shore	0 3	314	A	Norfolk St.	3 0	
<hr/>												
Non-Div. I Games:	Clark Atlanta	3	0	Virginia Union	1	3	Virginia Union	1	3	Hampton		

RPI	S	Opponent	Score	
314	H	Norfolk St.	3	2
314	N	Norfolk St.	3	1
315	N	Savannah St.	3	0

Hampton

H
a
m
p
t
o
n

H
a
m
p
t
o
n

DIV. I ONLY

DIV. I NON-CONF.

3- 31

1- 21

.08824

.04545

305

303

1- 9

0- 2

289

244

296

298

310

305

.2264

.26062

311

312

30

30

30

30

TOTALS

RPI 1-25

RPI 26-50

W-L RECORDS

RPI 51-100

RPI 101-150

RPI 150+

3- 31

0- 0

0- 0

OVERALL

0- 1

0- 5

3- 25

0- 8

0- 0

0- 0

HOME

0- 0

0- 1

0- 7

2- 12

0- 0

0- 0

AWAY

0- 1

0- 3

2- 8

1- 11

0- 0

0- 0

NEUTRAL

0- 0

0- 1

1- 10

1- 21

0- 0

0- 0

NON-CONFERENCE

0- 1

0- 2

1- 18

0- 4

0- 0

0- 0

HOME

0- 0

0- 0

0- 4

1- 7

0- 0

0- 0

AWAY

0- 1

0- 1

1- 5

0- 10

0- 0

0- 0

NEUTRAL

0- 0

0- 1

0- 9

2- 10

0- 0

0- 0

CONFERENCE

0- 0

0- 3

2- 7

0- 4

0- 0

0- 0

HOME

0- 0

0- 1

0- 3

1- 5

0- 0

0- 0

AWAY

0- 0

0- 2

1- 3

1- 1

0- 0

0- 0

NEUTRAL

0- 0

0- 0

1- 1

RPI S Opponent Score

RPI S Opponent Score

RPI S Opponent Score

RPI S Opponent Score

84 A Yale 0 3

120 A Long Island 0 3

120 A Long Island 0 3

131 H Robert Morris 0 3

139 A Villanova 0 3

145 N Princeton 1 3

164 N Fairfield 0 3

167 A Army 0 3

174 A Central Conn. St. 0 3

189 A Iona 1 3

189 N Iona 0 3

202 N Bucknell 0 3

231 A Fordham 0 3

231 N Fordham 0 3

240 H Rider 1 3

240 N Rider 0 3

251 H Lafayette 0 3

261 N Canisius 0 3

261 N Canisius 0 3

264 A Morgan St. 2 3

273 H Marist 0 3

274 H St. Francis (Pa.) 0 3

275 N Delaware St. 0 3

286 H Fairleigh Dickinson 0 3

293 A La Salle 0 3

294 H Manhattan 0 3

294 N Manhattan 0 3

297 H Quinnipiac 2 3

LAST 10 GAMES

139 A Villanova 0 3

174 A Central Conn. St. 0 3

301 A Sacred Heart 2 3

297 H Quinnipiac 2 3

308 A St. Francis (N.Y.) 3 2

Non-Div. I Games:

Wagner

RPI	S	Opponent	Score	
299	A	Lehigh	3	2
301	A	Sacred Heart	0	3
301	A	Sacred Heart	2	3
301	N	Sacred Heart	2	3
308	A	St. Francis (N.Y.)	3	2
308	N	St. Francis (N.Y.)	3	1

Wagner

W
a
g
n
e
r

W
a
g
n
e
r

Average RPI Win:	314	WON-LOST	WINNING	LAST 10	STRENGTH OF	OPP. STRENGTH	TEAM	ADJ	CONF.	ADJ CONF.	
Average RPI Loss:	256	RECORD	PCT. RANK	GAMES	SCHEDULE	OF SCHEDULE	RPI	RPI	RPI	RPI	
DIV. I ONLY	2- 23	.08	308	2- 8	308	312	313	.21232	312	32	32
DIV. I NON-CONF.	0- 9	0	304	0- 1	277	310	311	.26337	311	32	31
<hr/>											
TOTALS	RPI 1-25	RPI 26-50		W-L RECORDS		RPI 51-100		RPI 101-150		RPI 150+	
2- 23	0- 0	0- 1		OVERALL		0- 0		0- 0		2- 22	
0- 8	0- 0	0- 0		HOME		0- 0		0- 0		0- 8	
1- 8	0- 0	0- 0		AWAY		0- 0		0- 0		1- 8	
1- 7	0- 0	0- 1		NEUTRAL		0- 0		0- 0		1- 6	
<hr/>											
0- 9	0- 0	0- 0		NON-CONFERENCE		0- 0		0- 0		0- 9	
0- 3	0- 0	0- 0		HOME		0- 0		0- 0		0- 3	
0- 3	0- 0	0- 0		AWAY		0- 0		0- 0		0- 3	
0- 3	0- 0	0- 0		NEUTRAL		0- 0		0- 0		0- 3	
<hr/>											
2- 14	0- 0	0- 1		CONFERENCE		0- 0		0- 0		2- 13	
0- 5	0- 0	0- 0		HOME		0- 0		0- 0		0- 5	
1- 5	0- 0	0- 0		AWAY		0- 0		0- 0		1- 5	
1- 4	0- 0	0- 1		NEUTRAL		0- 0		0- 0		1- 3	
<hr/>											
RPI	S	Opponent	Score	RPI	S	Opponent	Score	RPI	S	Opponent	Score
				45	N	Florida A&M	0 3	197	A	Navy	0 3
								197	H	Navy	0 3
								214	A	UMBC	0 3
								219	A	Md.-East. Shore	0 3
								232	N	Bethune-Cookman	0 3
								251	N	Lafayette	0 3
								260	H	Loyola (Md.)	0 3
								264	A	Morgan St.	0 3
								264	H	Morgan St.	0 3
								273	N	Marist	0 3
								274	H	St. Francis (Pa.)	0 3
								275	A	Delaware St.	0 3
								275	H	Delaware St.	0 3
								279	H	South Carolina St.	0 3
								279	N	South Carolina St.	0 3
								288	N	N.C. A&T	0 3
								290	A	Howard	0 3
								290	H	Howard	0 3
								293	A	La Salle	0 3
								303	N	Hartford	0 3
								310	A	Hampton	0 3
								310	H	Hampton	1 3
								314	A	Norfolk St.	3 0
								314	N	Norfolk St.	3 1
<hr/>											
LAST 10 GAMES											
		279 N South Carolina St.	0 3			314 A Norfolk St.	3 0			314 A Norfolk St.	3 0
		219 A Md.-East. Shore	0 3			197 A Navy	0 3			314 N Norfolk St.	3 1
		264 H Morgan St.	0 3			275 H Delaware St.	0 3				
		310 A Hampton	0 3			232 N Bethune-Cookman	0 3				
		275 A Delaware St.	0 3			314 N Norfolk St.	3 1				

Non-Div. I Games:

Coppin St.

Average RPI Win:	310	WON-LOST RECORD	WINNING PCT. RANK	LAST 10 GAMES	STRENGTH OF SCHEDULE	OPP. STRENGTH OF SCHEDULE	TEAM RPI	ADJ RPI	CONF. RPI	ADJ CONF. RPI							
Average RPI Loss:	252																
DIV. I ONLY		2- 24	.07692 310	2- 6	291	315	312	.19667 313	33	33							
DIV. I NON-CONF.		1- 4	.2 272	1- 0	255	305	297	.33098 295	33	33							
<hr/>																	
TOTALS	RPI 1-25	RPI 26-50		W-L RECORDS	RPI 51-100		RPI 101-150		RPI 150+								
2- 24	0- 0	0- 0		OVERALL	0- 2		0- 0		2- 22								
1- 6	0- 0	0- 0		HOME	0- 1		0- 0		1- 5								
0- 12	0- 0	0- 0		AWAY	0- 1		0- 0		0- 11								
1- 6	0- 0	0- 0		NEUTRAL	0- 0		0- 0		1- 6								
<hr/>																	
1- 4	0- 0	0- 0		NON-CONFERENCE	0- 2		0- 0		1- 2								
0- 1	0- 0	0- 0		HOME	0- 1		0- 0		0- 0								
0- 1	0- 0	0- 0		AWAY	0- 1		0- 0		0- 0								
1- 2	0- 0	0- 0		NEUTRAL	0- 0		0- 0		1- 2								
<hr/>																	
1- 20	0- 0	0- 0		CONFERENCE	0- 0		0- 0		1- 20								
1- 5	0- 0	0- 0		HOME	0- 0		0- 0		1- 5								
0- 11	0- 0	0- 0		AWAY	0- 0		0- 0		0- 11								
0- 4	0- 0	0- 0		NEUTRAL	0- 0		0- 0		0- 4								
<hr/>																	
RPI S	Opponent	Score	RPI S	Opponent	Score	RPI S	Opponent	Score	RPI S	Opponent	Score						
						94 A	Arkansas St.	0 3	208 A	Grambling	0 3						
						94 H	Arkansas St.	0 3	208 H	Grambling	0 3						
						221 A	Mississippi Val.	0 3	221 A	Mississippi Val.	0 3						
						221 H	Mississippi Val.	0 3	221 H	Mississippi Val.	0 3						
						221 H	Mississippi Val.	0 3	221 N	Mississippi Val.	0 3						
						221 N	Mississippi Val.	0 3	252 A	Jackson St.	0 3						
						256 N	Tex. A&M-Corp. Chris	0 3	298 H	Alcorn St.	2 3						
						300 A	Prairie View	0 3	300 A	Prairie View	0 3						
						300 A	Prairie View	0 3	300 A	Prairie View	0 3						
						300 A	Prairie View	0 3	302 A	Texas Southern	0 3						
						302 A	Texas Southern	0 3	302 H	Texas Southern	2 3						
						302 N	Texas Southern	0 3	304 A	Southern U.	1 3						
						304 H	Southern U.	3 2	304 N	Southern U.	0 3						
						306 N	Centenary (La.)	0 3	315 N	Savannah St.	3 0						
						LAST 10 GAMES						221 N	Mississippi Val.	0 3	304 N	Southern U.	0 3
						304 H	Southern U.	3 2	315 N	Savannah St.	3 0	94 H	Arkansas St.	0 3	302 A	Texas Southern	0 3
						221 H	Mississippi Val.	0 3									
						221 H	Mississippi Val.	0 3									
						304 A	Southern U.	1 3									
						208 H	Grambling	0 3									
<hr/>																	
Non-Div. I Games:	Central Ark.	0 3	Dillard	1 3	UNKNOWN	0 3	UNKNOWN	0 3	Ark.-Pine Bluff								
	Dillard	0 3															

[illegible]

Non-Div. I Games:

Norfolk St.

Average RPI Win:		0	WON-LOST RECORD		WINNING PCT. RANK	LAST 10 GAMES		STRENGTH OF SCHEDULE		OPP. STRENGTH OF SCHEDULE	TEAM RPI	ADJ RPI	CONF. RPI	ADJ CONF. RPI							
Average RPI Loss:		262																			
DIV. I ONLY			0- 27		0 313	0- 9		312		309	315	.14201	315	31	31						
DIV. I NON-CONF.			0- 26		0 304	0- 9		300		312	314	.1442	315	31	32						
TOTALS		RPI 1-25		RPI 26-50		W-L RECORDS		RPI 51-100		RPI 101-150		RPI 150+									
0- 27		0- 0		0- 0		OVERALL		0- 0		0- 0		0- 27									
0- 7		0- 0		0- 0		HOME		0- 0		0- 0		0- 7									
0- 12		0- 0		0- 0		AWAY		0- 0		0- 0		0- 12									
0- 8		0- 0		0- 0		NEUTRAL		0- 0		0- 0		0- 8									
0- 26		0- 0		0- 0		NON-CONFERENCE		0- 0		0- 0		0- 26									
0- 7		0- 0		0- 0		HOME		0- 0		0- 0		0- 7									
0- 12		0- 0		0- 0		AWAY		0- 0		0- 0		0- 12									
0- 7		0- 0		0- 0		NEUTRAL		0- 0		0- 0		0- 7									
0- 1		0- 0		0- 0		CONFERENCE		0- 0		0- 0		0- 1									
0- 0		0- 0		0- 0		HOME		0- 0		0- 0		0- 0									
0- 0		0- 0		0- 0		AWAY		0- 0		0- 0		0- 0									
0- 1		0- 0		0- 0		NEUTRAL		0- 0		0- 0		0- 1									
RPI	S	Opponent		Score	RPI	S	Opponent		Score	RPI	S	Opponent		Score							
												177 A Jacksonville	0	3							
												197 N Navy	0	3							
												221 N Mississippi Val.	0	3							
												222 A Charleston So.	0	3							
												222 H Charleston So.	0	3							
												232 A Bethune-Cookman	0	3							
												232 H Bethune-Cookman	0	3							
												241 A High Point	0	3							
												253 A Mercer	0	3							
												253 A Mercer	0	3							
												256 N Tex. A&M-Corp. Chris	0	3							
												265 A Stetson	0	3							
												265 H Stetson	0	3							
												269 A Citadel	0	3							
												269 H Citadel	0	3							
												269 N Citadel	0	3							
												278 A Campbell	0	3							
												278 H Campbell	0	3							
												279 A South Carolina St.	0	3							
												279 H South Carolina St.	0	3							
												288 N N.C. A&T	0	3							
												289 N Radford	0	3							
												304 A Southern U.	1	3							
												309 A Gardner-Webb	0	3							
												309 H Gardner-Webb	0	3							
												310 N Hampton	0	3							
												313 N Ark.-Pine Bluff	0	3							
					LAST 10 GAMES																
												309 H Gardner-Webb	0	3		269 H Citadel	0	3	304 A Southern U.	1	3
												253 A Mercer	0	3		265 H Stetson	0	3	309 A Gardner-Webb	0	3
												232 A Bethune-Cookman	0	3		222 H Charleston So.	0	3	309 H Gardner-Webb	0	3
												177 A Jacksonville	0	3		304 A Southern U.	1	3	310 N Hampton	0	3
												253 A Mercer	0	3		221 N Mississippi Val.	0	3	313 N Ark.-Pine Bluff	0	3
Non-Div. I Games:		Clark Atlanta		3	0	Albany St. (GA)		1	3	Clark Atlanta		1	3	SCAD		0		3	Savannah St.		
		Clark Atlanta		2	3	Albany St. (GA)		1	3												