

Average RPI Win: 182		WON-LOST RECORD	WINNING PCT. RANK	LAST 10 GAMES	STRENGTH OF SCHEDULE	OPP. STRENGTH OF SCHEDULE	TEAM RPI	ADJ. RPI	CONF. RPI	ADJ CONF. RPI	
Average RPI Loss: 168											
DIV. I ONLY		1- 25	320	0- 10	152	218	310	310	11	11	
DIV. I NON-CONF.		1- 10	303	0- 0	281	319	316	317	15	15	
TOTALS		RPI 1-25	RPI 26-50	W-L RECORDS	RPI 51-100	RPI 150+					
1- 25		0- 0	0- 2	OVERALL	0- 7	1- 15					
1- 12		0- 0	0- 1	HOME	0- 3	1- 8					
0- 12		0- 0	0- 1	AWAY	0- 3	0- 7					
0- 1		0- 0	0- 0	NEUTRAL	0- 1	0- 0					
1- 10		0- 0	0- 0	NON-CONFERENCE	0- 0	1- 9					
1- 5		0- 0	0- 0	HOME	0- 0	1- 5					
0- 5		0- 0	0- 0	AWAY	0- 0	0- 4					
0- 0		0- 0	0- 0	NEUTRAL	0- 0	0- 0					
0- 15		0- 0	0- 2	CONFERENCE	0- 7	0- 6					
0- 7		0- 0	0- 1	HOME	0- 3	0- 3					
0- 7		0- 0	0- 1	AWAY	0- 3	0- 3					
0- 1		0- 0	0- 0	NEUTRAL	0- 1	0- 0					
RPI 1-25		RPI 26-50		RPI 51-100		Team's RPI: 310					
RPI S	Opponent	Score	RPI S	Opponent	Score	RPI S	Opponent	Score			
39	A Utah	42 82	53	A UNLV	48 85	130	A Weber St.	48 53			
39	H Utah	65 73	53	H UNLV	57 91	153	A Bri gham Young	59 78			
			73	A New Mexi co	31 79	153	H Bri gham Young	60 75			
			73	H New Mexi co	43 65	162	A Illi nois St.	49 85			
			73	N New Mexi co	50 63	182	H Portl and	57 51			
			95	A Col orado St.	46 83	199	A Wyomi ng	37 69			
			95	H Col orado St.	58 75	199	H Wyomi ng	44 65			
						235	H Army	62 70			
						237	A Cal Pol y	55 76			
						246	A New Orle ans	59 79			
						252	H Boi se St.	66 71			
						254	A Navy	60 73			
						256	H Ill. -Chi cago	66 77			
						278	A San Di ego St.	50 52			
						278	H San Di ego St.	46 51			
						285	H Tex. -Pan Ameri can	67 68			
						290	H I PFW	70 83			
LAST 10 Division I GAMES:											
			73	N New Mexi co	50 63	39	H Utah	65 73			
			199	H Wyomi ng	44 65	153	H Bri gham Young	60 75			
			95	H Col orado St.	58 75	73	A New Mexi co	31 79			
			53	A UNLV	48 85	95	A Col orado St.	46 83			
			278	A San Di ego St.	50 52	199	A Wyomi ng	37 69			

Non-Div I Games: Northern Colo. 75 60 N.M. Hi ghlands 80 56

Air Force

Loss, Non-Conf, S Site, H Home A Away N Neutral

Air Force

Air Force

Average RPI Win: 269
Average RPI Loss: 143

WON-LOST
RECORD

WINNING
PCT. RANK

LAST 10
GAMES

STRENGTH OF
SCHEDULE

OPP. STRENGTH
OF SCHEDULE

TEAM
RPI

ADJ.
RPI

CONF.
RPI

ADJ CONF.
RPI

DIV. I ONLY
DIV. I NON-CONF.

7- 21
5- 6

280
166

2- 8
0- 0

262
307

167
287

290
262

289
263

12
13

12
13

TOTALS

RPI 1-25

RPI 26-50

W-L RECORDS

RPI 51-100

RPI 150+

7- 21

0- 0

0- 0

OVERALL

0- 8

7- 9

5- 8

0- 0

0- 0

HOME

0- 3

5- 4

2- 12

0- 0

0- 0

AWAY

0- 5

2- 4

0- 1

0- 0

0- 0

NEUTRAL

0- 0

0- 1

5- 6

0- 0

0- 0

NON-CONFERENCE

0- 2

5- 3

4- 1

0- 0

0- 0

HOME

0- 0

4- 1

1- 4

0- 0

0- 0

AWAY

0- 2

1- 1

0- 1

0- 0

0- 0

NEUTRAL

0- 0

0- 1

2- 15

0- 0

0- 0

CONFERENCE

0- 6

2- 6

1- 7

0- 0

0- 0

HOME

0- 3

1- 3

1- 8

0- 0

0- 0

AWAY

0- 3

1- 3

0- 0

0- 0

0- 0

NEUTRAL

0- 0

0- 0

RPI 1-25

RPI 26-50

RPI 51-100

RPI 101+

Team's RPI: 289

RPI S Opponent Score

RPI S Opponent Score

RPI S Opponent Score

RPI S Opponent Score

57 A Arizona St. 48 80
68 A Eastern Mich. 37 93
70 H Miami (Ohio) 57 88
72 A Kent St. 59 68
72 H Kent St. 58 73
78 A Western Mich. 67 89
78 H Western Mich. 61 76
97 A South Fla. 43 81

106 A Bowling Green 48 85
113 A Marshall 52 67
113 H Marshall 55 70
123 A Oakland 47 51
157 A Toledo 59 81
165 A Ball St. 62 81
176 H Northern Ill. 43 42
202 A Ohio 54 69
202 H Ohio 63 75
206 N Monmouth 40 57
219 A Bucknell 55 68
230 H Cleveland St. 60 49
247 A Buffalo 71 59
247 H Buffalo 54 61
273 H Central Mich. 65 70
290 H IPFW 54 55
297 A Wright St. 62 59
303 H Youngstown St. 67 62
313 H Winthrop 74 65
320 H Robert Morris 55 54

LAST 10 Division I GAMES:

78 A Western Mich. 67 89
113 A Marshall 52 67
72 H Kent St. 58 73
157 A Toledo 59 81
247 H Buffalo 54 61
273 H Central Mich. 65 70
202 A Ohio 54 69
247 A Buffalo 71 59
176 H Northern Ill. 43 42
113 H Marshall 55 70

A
k
r
o
n

A
k
r
o
n

Non-Div I Games:

Akron

Loss, Non-Conf, S Site, H Home A Away N Neutral

A
l
a
b
a
m
a

Alabama				Through Games Of 2004 Final											
Average RPI Win:		142	WON-LOST	WINNING	LAST 10	STRENGTH OF	OPP. STRENGTH	TEAM	ADJ.	CONF.	ADJ CONF.				
Average RPI Loss:		46	RECORD	PCT. RANK	GAMES	SCHEDULE	OF SCHEDULE	RPI	RPI	RPI	RPI				
DIV. I ONLY		12- 16	203	2- 8	30	43	83	82	1	1					
DIV. I NON-CONF.		8- 5	96	0- 0	42	184	56	56	1	1					

TOTALS		RPI 1-25	RPI 26-50	W-L RECORDS		RPI 51-100	RPI 150+								
12- 16		1- 6	2- 4	OVERALL		1- 4	6- 0								
7- 5		1- 2	2- 2	HOME		0- 1	2- 0								
3- 9		0- 3	0- 1	AWAY		1- 3	2- 0								
2- 2		0- 1	0- 1	NEUTRAL		0- 0	2- 0								
8- 5		0- 2	0- 1	NON-CONFERENCE		1- 1	6- 0								
3- 2		0- 1	0- 1	HOME		0- 0	2- 0								
3- 2		0- 0	0- 0	AWAY		1- 1	2- 0								
2- 1		0- 1	0- 0	NEUTRAL		0- 0	2- 0								
4- 11		1- 4	2- 3	CONFERENCE		0- 3	0- 0								
4- 3		1- 1	2- 1	HOME		0- 1	0- 0								
0- 7		0- 3	0- 1	AWAY		0- 2	0- 0								
0- 1		0- 0	0- 1	NEUTRAL		0- 0	0- 0								

RPI 1-25				RPI 26-50				RPI 51-100		Team's RPI: 82		RPI 101+			
RPI	S	Opponent	Score	RPI	S	Opponent	Score	RPI	S	Opponent	Score	RPI	S	Opponent	Score
1	A	Tennessee	51 72	28	A	Auburn	61 70	60	A	Middle Tenn.	61 65	114	A	South Carolina	51 77
7	H	LSU	68 103	28	H	Auburn	40 72	63	A	Mississippi St.	78 81	114	H	South Carolina	74 71
8	H	Houston	70 76	29	H	Virginia Tech	51 68	63	H	Mississippi St.	57 65	136	H	Tennessee Tech	83 61
10	H	Vanderbilt	81 68	41	H	Arkansas	68 65	79	A	Michigan	76 74	146	A	Florida Int'l	55 61
11	A	Georgia	68 71	49	H	Mississippi	67 62	93	A	Kentucky	59 62	160	H	Jacksonville St.	81 52
15	A	Florida	69 76	49	N	Mississippi	56 63					182	A	UCF	63 41
16	N	Boston College	56 77									205	H	Texas-San Antonio	76 63
												238	N	Long Beach St.	84 66
												241	N	Bethune-Cookman	77 44
												253	A	Santa Clara	77 65

LAST 10 Division I GAMES:															
				49	N	Mississippi	56 63	114	A	South Carolina	51 77				
				63	A	Mississippi St.	78 81	10	H	Vanderbilt	81 68				
				28	H	Auburn	40 72	7	H	LSU	68 103				
				93	A	Kentucky	59 62	11	A	Georgia	68 71				
				41	H	Arkansas	68 65	15	A	Florida	69 76				

A
l
a
b
a
m
a

Non-Div I Games:

Alabama

Average RPI Win: 275		WON-LOST	WINNING	LAST 10	STRENGTH OF	OPP. STRENGTH	TEAM	ADJ.	CONF.	ADJ CONF.
Average RPI Loss: 173		RECORD	PCT. RANK	GAMES	SCHEDULE	OF SCHEDULE	RPI	RPI	RPI	RPI
DIV. I ONLY	12- 16	203	4- 6	285	294	246	249	31	31	
DIV. I NON-CONF.	3- 6	227	0- 0	201	215	235	237	31	31	
TOTALS	RPI 1-25	RPI 26-50	W-L RECORDS	RPI 51-100	RPI 150+					
12- 16	0- 0	0- 1	OVERALL	0- 2	12- 11					
6- 4	0- 0	0- 0	HOME	0- 0	6- 3					
5- 9	0- 0	0- 1	AWAY	0- 1	5- 6					
1- 3	0- 0	0- 0	NEUTRAL	0- 1	1- 2					
3- 6	0- 0	0- 1	NON-CONFERENCE	0- 2	3- 3					
1- 1	0- 0	0- 0	HOME	0- 0	1- 1					
1- 4	0- 0	0- 1	AWAY	0- 1	1- 2					
1- 1	0- 0	0- 0	NEUTRAL	0- 1	1- 0					
9- 10	0- 0	0- 0	CONFERENCE	0- 0	9- 8					
5- 3	0- 0	0- 0	HOME	0- 0	5- 2					
4- 5	0- 0	0- 0	AWAY	0- 0	4- 4					
0- 2	0- 0	0- 0	NEUTRAL	0- 0	0- 2					
RPI S	RPI 1-25	Score	RPI S	RPI 26-50	Score	RPI S	RPI 51-100	Score	RPI S	RPI 101+ Team's RPI: 249
	Opponent			Opponent			Opponent			Score
			28 A Auburn	28 95		72 N Kent St.	45 70		138 A Jackson St.	53 63
						80 A Arkansas St.	50 77		138 H Jackson St.	57 65
									154 A Southern U.	65 70
									154 H Southern U.	61 64
									154 N Southern U.	76 84
									160 H Jacksonville St.	60 71
									172 A Georgia St.	60 67
									173 A Alabama St.	68 64
									173 N Alabama St.	61 66
									211 H Belmont	60 57
									248 A Alcorn St.	60 63
									248 H Alcorn St.	68 60
									258 A Grambling	58 56
									258 H Grambling	65 50
									262 A Texas Southern	62 79
									262 H Texas Southern	49 50
									276 A Savannah St.	52 64
									276 N Savannah St.	71 53
									301 A Mississippi Val.	47 54
									301 H Mississippi Val.	57 49
									314 A Ark. -Pine Bluff	57 48
									314 H Ark. -Pine Bluff	77 55
									316 A Prairie View	53 52
									316 H Prairie View	56 53
									319 A Tennessee St.	69 43
			LAST 10 Division I GAMES:							
			154 N Southern U.	76 84	248 H Alcorn St.	68 60				
			258 H Grambling	65 50	154 H Southern U.	61 64				
			138 H Jackson St.	57 65	173 N Alabama St.	61 66				
			262 A Texas Southern	62 79	301 A Mississippi Val.	47 54				
			316 A Prairie View	53 52	314 A Ark. -Pine Bluff	57 48				

Non-Div I Games:

Alabama A&M

Loss, Non-Conf, S Site, H Home A Away N Neutral

Alabama St.											
Average RPI Win:	253	WON-LOST	WINNING	LAST 10	STRENGTH OF	OPP. STRENGTH	TEAM	ADJ.	CONF.	ADJ CONF.	
Average RPI Loss:	185	RECORD	PCT. RANK	GAMES	SCHEDULE	OF SCHEDULE	RPI	RPI	RPI	RPI	
DIV. I ONLY	19- 9	57	9- 1	312	292	168	173	31	31		
DIV. I NON-CONF.	4- 5	180	1- 0	237	195	213	213	31	31		

TOTALS	RPI 1-25	RPI 26-50	W-L RECORDS	RPI 51-100	RPI 150+						
19- 9	0- 0	0- 1	OVERALL	0- 1	17- 5						
10- 1	0- 0	0- 0	HOME	0- 0	9- 1						
7- 6	0- 0	0- 1	AWAY	0- 1	6- 3						
2- 2	0- 0	0- 0	NEUTRAL	0- 0	2- 1						
4- 5	0- 0	0- 1	NON-CONFERENCE	0- 1	4- 1						
2- 0	0- 0	0- 0	HOME	0- 0	2- 0						
1- 4	0- 0	0- 1	AWAY	0- 1	1- 1						
1- 1	0- 0	0- 0	NEUTRAL	0- 0	1- 0						
15- 4	0- 0	0- 0	CONFERENCE	0- 0	13- 4						
8- 1	0- 0	0- 0	HOME	0- 0	7- 1						
6- 2	0- 0	0- 0	AWAY	0- 0	5- 2						
1- 1	0- 0	0- 0	NEUTRAL	0- 0	1- 1						

RPI 1-25		RPI 26-50		RPI 51-100		RPI 101+		Team's RPI: 173			
RPI S	Opponent	Score	RPI S	Opponent	Score	RPI S	Opponent	Score			
31	A DePaul	63 99	77	A South Al a.	57 62	101	A Ill i n o i s	70 89			
						133	N UTEP	49 62			
						138	A Jackson St.	69 61			
						138	H Jackson St.	68 46			
						154	A Southern U.	57 49			
						154	H Southern U.	75 62			
						241	H Bethune-Cookman	56 42			
						248	A Al corn St.	71 74			
						248	H Al corn St.	70 60			
						249	H Al abama A&M	64 68			
						249	N Al abama A&M	66 61			
						258	A Grambl ing	46 60			
						258	H Grambl ing	79 64			
						262	A Texas Southern	64 53			
						262	H Texas Southern	73 68			
						269	A Samford	59 61			
						276	A Savannah St.	50 44			
						276	H Savannah St.	67 51			
						281	N Cal St. Fullerton	65 63			
						301	A Mi ssi ssi ppi Val .	75 70			
						301	H Mi ssi ssi ppi Val .	70 52			
						301	N Mi ssi ssi ppi Val .	52 57			
						314	A Ark. -Pi ne Bl uff	49 45			
						314	H Ark. -Pi ne Bl uff	94 70			
						316	A Prai ri e View	68 51			
						316	H Prai ri e View	79 55			

LAST 10 Div			si on I GAMES:								
301	N Mi ssi ssi ppi Val .	52 57	154	H Southern U.	75 62						
138	H Jackson St.	68 46	248	H Al corn St.	70 60						
258	H Grambl ing	79 64	276	H Savannah St.	67 51						
316	A Prai ri e View	68 51	249	N Al abama A&M	66 61						
262	A Texas Southern	64 53	314	A Ark. -Pi ne Bl uff	49 45						

Non-Div I Games:

Alabama St.

Loss, Non-Conf, S Site, H Home A Away N Neutral

A
l
b
a
n
y
(
N
.
Y
.)

Albany (N. Y.)				Through Games Of 2004 Final						
Average RPI Win: 214		WON-LOST	WINNING	LAST 10	STRENGTH OF	OPP. STRENGTH	TEAM	ADJ.	CONF.	ADJ CONF.
Average RPI Loss: 144		RECORD	PCT. RANK	GAMES	SCHEDULE	OF SCHEDULE	RPI	RPI	RPI	RPI
DIV. I ONLY		13- 16	192	6- 4	117	217	171	177	16	16
DIV. I NON-CONF.		3- 6	227	0- 0	168	301	227	227	16	16
<hr/>										
TOTALS		RPI 1-25	RPI 26-50	W-L RECORDS	RPI 51-100	RPI 150+				
13- 16		0- 0	0- 0	OVERALL	0- 6	8- 7				
7- 6		0- 0	0- 0	HOME	0- 2	5- 3				
6- 8		0- 0	0- 0	AWAY	0- 2	3- 4				
0- 2		0- 0	0- 0	NEUTRAL	0- 2	0- 0				
3- 6		0- 0	0- 0	NON-CONFERENCE	0- 1	2- 3				
2- 2		0- 0	0- 0	HOME	0- 0	2- 1				
1- 3		0- 0	0- 0	AWAY	0- 0	0- 2				
0- 1		0- 0	0- 0	NEUTRAL	0- 1	0- 0				
10- 10		0- 0	0- 0	CONFERENCE	0- 5	6- 4				
5- 4		0- 0	0- 0	HOME	0- 2	3- 2				
5- 5		0- 0	0- 0	AWAY	0- 2	3- 2				
0- 1		0- 0	0- 0	NEUTRAL	0- 1	0- 0				
<hr/>										
RPI 1-25		RPI 26-50		RPI 51-100		RPI 101+		Team's RPI: 177		
RPI S	Opponent	Score	RPI S	Opponent	Score	RPI S	Opponent	Score		
					59 A Maine	44 69	107 A Siena	46 63		
					59 H Maine	53 73	124 A Binghamton	60 70		
					59 N Maine	49 62	124 H Binghamton	60 57		
					96 A Boston U.	46 73	141 H Colgate	67 85		
					96 H Boston U.	60 77	146 A Florida Int'l	61 57		
					99 N Pepperdine	49 70	150 A Hartford	57 53		
							150 A Hartford	52 50		
							150 H Hartford	61 48		
							189 A Northeastern	58 56		
							189 H Northeastern	52 73		
							196 A Vermont	44 51		
							196 H Vermont	62 66		
							209 A New Hampshire	54 65		
							209 H New Hampshire	73 54		
							219 A Bucknell	45 62		
							226 H Fairleigh Dickinson	59 66		
							235 A Army	72 79		
							254 H Navy	77 55		
							274 A Stony Brook	80 73		
							274 H Stony Brook	70 66		
							275 H Charleston So.	86 63		
							293 A UMBC	75 58		
							293 H UMBC	64 44		
<hr/>										
LAST 10 Division I GAMES:										
			59 N Maine	49 62			196 H Vermont	62 66		
			150 A Hartford	52 50			150 H Hartford	61 48		
			293 H UMBC	64 44			274 A Stony Brook	80 73		
			96 A Boston U.	46 73			59 A Maine	44 69		
			189 A Northeastern	58 56			124 H Binghamton	60 57		

A
l
b
a
n
y
(
N
.
Y
.)

Non-Di v I Games: Albany (N. Y.)

Average RPI Win: 263		WON-LOST	WINNING	LAST 10	STRENGTH OF	OPP. STRENGTH	TEAM	ADJ.	CONF.	ADJ CONF.
Average RPI Loss: 183		RECORD	PCT. RANK	GAMES	SCHEDULE	OF SCHEDULE	RPI	RPI	RPI	RPI
DIV. I ONLY	12- 15	201	6- 4	297	281	245	248	31	31	
DIV. I NON-CONF.	1- 7	287	0- 0	233	119	289	289	31	31	
TOTALS	RPI 1-25	RPI 26-50	W-L RECORDS	RPI 51-100	RPI 150+					
12- 15	0- 1	0- 1	OVERALL	0- 0	11- 11					
8- 2	0- 0	0- 0	HOME	0- 0	8- 1					
4- 9	0- 1	0- 1	AWAY	0- 0	3- 7					
0- 4	0- 0	0- 0	NEUTRAL	0- 0	0- 3					
1- 7	0- 1	0- 1	NON-CONFERENCE	0- 0	1- 4					
1- 0	0- 0	0- 0	HOME	0- 0	1- 0					
0- 4	0- 1	0- 1	AWAY	0- 0	0- 2					
0- 3	0- 0	0- 0	NEUTRAL	0- 0	0- 2					
11- 8	0- 0	0- 0	CONFERENCE	0- 0	10- 7					
7- 2	0- 0	0- 0	HOME	0- 0	7- 1					
4- 5	0- 0	0- 0	AWAY	0- 0	3- 5					
0- 1	0- 0	0- 0	NEUTRAL	0- 0	0- 1					
RPI S	RPI 1-25	RPI S	RPI 26-50	RPI S	RPI 51-100	RPI S	RPI 101+	Team's RPI: 248		
8	A Houston	47	A Missouri	41	103	138	A Jackson St.	57	55	
						138	H Jackson St.	64	67	
						149	N New Mexico St.	59	68	
						151	N UAB	49	59	
						154	A Southern U.	68	76	
						154	H Southern U.	57	52	
						159	N Southeast Mo. St.	63	73	
						173	A Alabama St.	60	70	
						173	H Alabama St.	74	71	
						205	A Texas-San Antonio	50	74	
						249	A Alabama A&M	60	68	
						249	H Alabama A&M	63	60	
						258	A Grambling	51	77	
						258	H Grambling	72	74	
						258	N Grambling	78	81	
						262	A Texas Southern	48	56	
						262	H Texas Southern	67	63	
						269	A Samford	41	57	
						301	A Mississippi Val.	61	55	
						301	H Mississippi Val.	68	56	
						314	A Ark. -Pine Bluff	62	49	
						314	H Ark. -Pine Bluff	77	58	
						316	A Prairie View	64	59	
						316	H Prairie View	75	44	
						321	H Lamar	70	63	
LAST 10 Division I GAMES:										
		258	N Grambling	78	81	173	A Alabama St.	60	70	
		316	H Prairie View	75	44	314	H Ark. -Pine Bluff	77	58	
		262	H Texas Southern	67	63	301	H Mississippi Val.	68	56	
		154	H Southern U.	57	52	258	A Grambling	51	77	
		249	A Alabama A&M	60	68	138	A Jackson St.	57	55	

Alcorn St.

Non-Div I Games: Houston Baptist 70 60

Alcorn St.

Loss, Non-Conf, S Site, H Home A Away N Neutral

Average RPI Win: 238		WON-LOST	WINNING	LAST 10	STRENGTH OF	OPP. STRENGTH	TEAM	ADJ.	CONF.	ADJ CONF.
Average RPI Loss: 171		RECORD	PCT. RANK	GAMES	SCHEDULE	OF SCHEDULE	RPI	RPI	RPI	RPI
DIV. I ONLY	16- 14	142	6- 4	195	275	176	180	23	24	
DIV. I NON-CONF.	5- 8	207	0- 0	186	281	215	216	22	22	
TOTALS	RPI 1-25	RPI 26-50	W-L RECORDS	RPI 51-100	RPI 150+					
16- 14	0- 0	0- 1	OVERALL	0- 2	15- 9					
7- 5	0- 0	0- 0	HOME	0- 2	7- 2					
6- 9	0- 0	0- 1	AWAY	0- 0	5- 7					
3- 0	0- 0	0- 0	NEUTRAL	0- 0	3- 0					
5- 8	0- 0	0- 1	NON-CONFERENCE	0- 2	5- 5					
2- 3	0- 0	0- 0	HOME	0- 2	2- 1					
2- 5	0- 0	0- 1	AWAY	0- 0	2- 4					
1- 0	0- 0	0- 0	NEUTRAL	0- 0	1- 0					
11- 6	0- 0	0- 0	CONFERENCE	0- 0	10- 4					
5- 2	0- 0	0- 0	HOME	0- 0	5- 1					
4- 4	0- 0	0- 0	AWAY	0- 0	3- 3					
2- 0	0- 0	0- 0	NEUTRAL	0- 0	2- 0					
RPI 1-25		RPI 26-50		RPI 51-100		RPI 101+		Team's RPI: 180		
RPI S	Opponent	Score	RPI S	Opponent	Score	RPI S	Opponent	Score		
38	A Ari zona	63 75	69	H Li berty	72 76	141	A Col gate	58 57		
			72	H Kent St.	52 57	141	A Col gate	60 71		
						141	H Col gate	61 79		
						158	A Brown	52 61		
						161	H El on	53 72		
						194	A Lehi gh	55 48		
						194	H Lehi gh	55 69		
						194	N Lehi gh	71 58		
						200	A Wi lli am & Mary	58 72		
						204	A Loyol a (Md.)	59 64		
						208	A Hol y Cross	56 74		
						208	H Hol y Cross	81 65		
						213	H UNC Asheville	52 48		
						219	A Bucknel l	39 51		
						219	H Bucknel l	50 49		
						220	H Howard	81 56		
						235	A Army	49 41		
						235	H Army	74 52		
						254	A Navy	51 42		
						254	H Navy	59 48		
						254	N Navy	85 73		
						277	A Mt. St. Mary's	72 62		
						279	A Md. -East. Shore	73 80		
						293	A UMBC	57 41		
						308	N Utah St.	60 41		
						315	A Lafayette	61 64		
						315	H Lafayette	72 54		
LAST 10 Division I GAMES:										
141	A Col gate	60 71	141	H Col gate	61 79	141	H Col gate	61 79		
194	N Lehi gh	71 58	208	H Hol y Cross	81 65	208	H Hol y Cross	81 65		
254	N Navy	85 73	194	A Lehi gh	55 48	194	A Lehi gh	55 48		
315	A Lafayette	61 64	254	H Navy	59 48	254	H Navy	59 48		
235	A Army	49 41	219	A Bucknel l	39 51	219	A Bucknel l	39 51		

American

Non-Div I Games:

American

Loss,
Non-Conf, S Site,
H Home
A Away
N Neutral

Average RPI Win: 261												WON-LOST RECORD		WINNING PCT. RANK		LAST 10 GAMES		STRENGTH OF SCHEDULE		OPP. STRENGTH OF SCHEDULE		TEAM RPI		ADJ. RPI		CONF. RPI		ADJ CONF. RPI													
DIV. I ONLY												7- 21		280		3- 7		226		243		284		284		22		22													
DIV. I NON-CONF.												1- 6		279		0- 0		171		165		269		268		25		25													
TOTALS												RPI 1-25		RPI 26-50		W-L RECORDS		RPI 51-100				RPI 150+																			
7- 21												0- 0		0- 2		OVERALL		0- 2				7- 15																			
5- 7												0- 0		0- 1		HOME		0- 0				5- 6																			
2- 12												0- 0		0- 1		AWAY		0- 1				2- 8																			
0- 2												0- 0		0- 0		NEUTRAL		0- 1				0- 1																			
1- 6												0- 0		0- 0		NON-CONFERENCE		0- 2				1- 2																			
1- 1												0- 0		0- 0		HOME		0- 0				1- 1																			
0- 4												0- 0		0- 0		AWAY		0- 1				0- 1																			
0- 1												0- 0		0- 0		NEUTRAL		0- 1				0- 0																			
6- 15												0- 0		0- 2		CONFERENCE		0- 0				6- 13																			
4- 6												0- 0		0- 1		HOME		0- 0				4- 5																			
2- 8												0- 0		0- 1		AWAY		0- 0				2- 7																			
0- 1												0- 0		0- 0		NEUTRAL		0- 0				0- 1																			
RPI 1-25														RPI 26-50				RPI 51-100				RPI 101+		Team's RPI : 284																	
RPI S	Opponent											Score		RPI S	Opponent											Score		RPI S	Opponent											Score	
33	A Chattanooga											64 71		55	A North Carolina St.											42 82		114	A South Carolina											66 82	
33	H Chattanooga											60 67																146	A Florida Int'l											53 72	
														65	N St. Joseph's											65 77		161	A El on											68 75	
																												161	H El on											75 79	
																												168	A Furman											62 74	
																												168	H Furman											66 77	
																												179	A Davi dson											50 69	
																												179	H Davi dson											81 80	
																												210	A East Tenn. St.											64 65	
																												210	H East Tenn. St.											69 74	
																												213	A UNC Asheville											61 70	
																												214	A Ga. Southern											53 68	
																												214	H Ga. Southern											62 64	
																												214	N Ga. Southern											58 65	
																												218	A Western Caro.											72 64	
																												218	H Western Caro.											65 80	
																												221	H High Point											86 63	
																												264	H Coastal Caro.											80 83	
																												272	A UNC Greensboro											66 79	
																												272	H UNC Greensboro											73 68	
																												305	A Col. of Charleston											59 75	
																												305	H Col. of Charleston											88 69	
																												317	A Wofford											65 48	
																												317	H Wofford											78 66	
LAST 10 Div														sion I GAMES:																											
214	N Ga. Southern											58 65		210	H East Tenn. St.											69 74															
218	A Western Caro.											72 64		218	H Western Caro.											65 80															
214	H Ga. Southern											62 64		317	A Wofford											65 48															
305	H Col. of Charleston											88 69		168	A Furman											62 74															
33	A Chattanooga											64 71		179	A Davi dson											50 69															

Non-Div l Games:

Appal achi an St.

Loss, Non-Conf, S Site, H Home A Away N Neutral

Average RPI Win: 130		WON-LOST RECORD	WINNING PCT. RANK	LAST 10 GAMES	STRENGTH OF SCHEDULE	OPP. STRENGTH OF SCHEDULE	TEAM RPI	ADJ. RPI	CONF. RPI	ADJ CONF. RPI
DIV. I ONLY		24- 9	44	6- 4	73	62	35	38	6	6
DIV. I NON-CONF.		8- 4	64	0- 1	128	111	81	82	5	5
TOTALS		RPI 1-25	RPI 26-50	W-L RECORDS	RPI 51-100	RPI 150+				
24- 9		1- 4	1- 2	OVERALL	11- 3	9- 0				
14- 0		1- 0	1- 0	HOME	5- 0	6- 0				
7- 6		0- 2	0- 2	AWAY	4- 2	2- 0				
3- 3		0- 2	0- 0	NEUTRAL	2- 1	1- 0				
8- 4		0- 2	0- 1	NON-CONFERENCE	1- 1	7- 0				
5- 0		0- 0	0- 0	HOME	0- 0	5- 0				
2- 2		0- 1	0- 1	AWAY	1- 0	1- 0				
1- 2		0- 1	0- 0	NEUTRAL	0- 1	1- 0				
16- 5		1- 2	1- 1	CONFERENCE	10- 2	2- 0				
9- 0		1- 0	1- 0	HOME	5- 0	1- 0				
5- 4		0- 1	0- 1	AWAY	3- 2	1- 0				
2- 1		0- 1	0- 0	NEUTRAL	2- 0	0- 0				

RPI 1-25		RPI 26-50		Team's RPI: 38	RPI 51-100		RPI 101+	
RPI	S Opponent	Score	RPI	S Opponent	Score	RPI	S Opponent	Score
7	A LSU	66 76	37	A UC Santa Barb.	65 75	56	A Washi ngton	71 54
12	A Stanford	62 84	50	A UCLA	68 87	56	H Washi ngton	89 74
12	H Stanford	88 83	50	H UCLA	70 54	56	N Washi ngton	77 55
12	N Stanford	46 51				57	A Ari zona St.	60 68
21	N Mi chi gan St.	60 72				57	H Ari zona St.	81 60
						61	A Southern Cal i forni a	66 68
						61	H Southern Cal i forni a	75 64
						73	A New Mexi co	50 49
						74	N Vi rgi ni a	65 70
						86	A Oregon St.	65 54
						86	H Oregon St.	77 54
						86	N Oregon St.	81 58
						91	A Oregon	70 66
						91	H Oregon	84 58

LAST 10 Div		sion I GAMES:			
21	N Mi chi gan St.	60 72	224	A Washi ngton St.	77 72
12	N Stanford	46 51	91	H Oregon	84 58
56	N Washi ngton	77 55	86	H Oregon St.	77 54
86	N Oregon St.	81 58	61	A Southern Cal i forni a	66 68
56	A Washi ngton	71 54	50	A UCLA	68 87

A
r
i
z
o
n
a

A
r
i
z
o
n
a

Non-Di v I Games:

Ari zona

Loss, Non-Conf, S Site, H Home A Away N Neutral

Average RPI Win:		122	WON-LOST		WINNING	LAST 10	STRENGTH OF		OPP. STRENGTH	TEAM	ADJ.	CONF.	ADJ CONF.	
Average RPI Loss:		54	RECORD		PCT. RANK	GAMES	SCHEDULE		OF SCHEDULE	RPI	RPI	RPI	RPI	
DIV. I ONLY		17- 12	106		4- 6		52		66		57	57	6	6
DIV. I NON-CONF.		6- 4	100		0- 1		19		139		42	42	5	5
TOTALS		RPI 1-25	RPI 26-50		W-L RECORDS		RPI 51-100		RPI 150+					
17- 12		1- 3	2- 4		OVERALL		6- 4		4- 1					
13- 1		1- 0	2- 0		HOME		4- 1		3- 0					
4- 8		0- 2	0- 2		AWAY		2- 3		1- 1					
0- 3		0- 1	0- 2		NEUTRAL		0- 0		0- 0					
6- 4		0- 2	0- 1		NON-CONFERENCE		1- 1		3- 0					
5- 0		0- 0	0- 0		HOME		1- 0		2- 0					
1- 2		0- 1	0- 0		AWAY		0- 1		1- 0					
0- 2		0- 1	0- 1		NEUTRAL		0- 0		0- 0					
11- 8		1- 1	2- 3		CONFERENCE		5- 3		1- 1					
8- 1		1- 0	2- 0		HOME		3- 1		1- 0					
3- 6		0- 1	0- 2		AWAY		2- 2		0- 1					
0- 1		0- 0	0- 1		NEUTRAL		0- 0		0- 0					
RPI 1-25		RPI 26-50		RPI 51-100		Team's RPI: 57		RPI 101+						
RPI S	Opponent	Score	RPI S	Opponent	Score	RPI S	Opponent	Score	RPI S	Opponent	Score			
4	A Connecticut	55 81	35	N George Washi ngton	45 58	53	A UNLV	47 50	124	H Bi nghamton	73 44			
9	N Kansas St.	50 59	38	A Ari zona	60 81	56	A Washi ngton	55 63	126	A Cal i forni a	56 52			
12	A Stanford	46 60	38	H Ari zona	68 60	56	H Washi ngton	84 81	126	H Cal i forni a	62 43			
12	H Stanford	73 53	50	A UCLA	64 73	61	A Southern	50 65	134	H Tex. A&M-Corp.	87 74			
			50	H UCLA	73 58	Cal i forni a			Chris					
			50	N UCLA	50 70	61	H Southern	65 68	208	A Hol y Cross	81 56			
						Cal i forni a			224	A Washi ngton St.	72 75			
						78	H Western Mi ch.	75 66	224	H Washi ngton St.	68 61			
						86	A Oregon St.	63 56	258	H Grambl ing	89 51			
						86	H Oregon St.	73 60	289	H Akron	80 48			
						91	A Oregon	69 67						
						91	H Oregon	65 40						
LAST 10 Div sion I GAMES:														
			53	A UNLV	47 50				91	H Oregon	65 40			
			50	N UCLA	50 70				50	A UCLA	64 73			
			224	A Washi ngton St.	72 75				61	A Southern Cal i forni a	50 65			
			56	A Washi ngton	55 63				12	H Stanford	73 53			
			86	H Oregon St.	73 60				126	H Cal i forni a	62 43			

Non-Di v I Games:

Ari zona St.

Loss, Non-Conf, S Site, H Home A Away N Neutral

A
r
i
z
o
n
a
s
t
.

A
r
i
z
o
n
a
s
t
.

Ark. Little Rock														
Average RPI Win:		235	WON-LOST RECORD		WINNING PCT. RANK	LAST 10 GAMES		STRENGTH OF SCHEDULE		OPP. STRENGTH OF SCHEDULE	TEAM RPI	ADJ. RPI	CONF. RPI	ADJ CONF. RPI
Average RPI Loss:		126												
DIV. I ONLY		10- 17	233		2- 8		214		137		236	233	10	10
DIV. I NON-CONF.		7- 6	133		0- 0		302		261		229	230	11	11

TOTALS		RPI 1-25	RPI 26-50		W-L RECORDS		RPI 51-100				RPI 150+			
10- 17		0- 1	0- 1		OVERALL		1- 6				8- 5			
8- 4		0- 0	0- 0		HOME		1- 2				6- 1			
1- 13		0- 1	0- 1		AWAY		0- 4				1- 4			
1- 0		0- 0	0- 0		NEUTRAL		0- 0				1- 0			
7- 6		0- 1	0- 1		NON-CONFERENCE		0- 0				7- 3			
5- 0		0- 0	0- 0		HOME		0- 0				5- 0			
1- 6		0- 1	0- 1		AWAY		0- 0				1- 3			
1- 0		0- 0	0- 0		NEUTRAL		0- 0				1- 0			
3- 11		0- 0	0- 0		CONFERENCE		1- 6				1- 2			
3- 4		0- 0	0- 0		HOME		1- 2				1- 1			
0- 7		0- 0	0- 0		AWAY		0- 4				0- 1			
0- 0		0- 0	0- 0		NEUTRAL		0- 0				0- 0			

RPI 1-25		RPI 26-50		RPI 51-100		Team's RPI: 233								
RPI S	Opponent	Score	RPI S	Opponent	Score	RPI S	Opponent	Score	RPI S	Opponent	Score			
19	A Loui si ana Tech	58 81	48	A Memphi s	48 61	60	A Mi ddl e Tenn.	54 71	105	A Texas A&M	45 54			
						60	H Mi ddl e Tenn.	68 54	142	A North Texas	41 63			
						67	A Western Ky.	62 82	146	A Florida Int'l	56 70			
						67	H Western Ky.	57 61	146	H Florida Int'l	57 66			
						77	A South Ala.	56 57	149	H New Mexico St.	64 60			
						80	A Arkansas St.	53 69	167	A Denver	57 61			
						80	H Arkansas St.	79 86	175	H Southern Mi ss.	56 51			
									188	A St. Louis	67 72			
									227	H La. -Lafayette	62 46			
									246	H New Orleans	50 56			
									250	A Murray St.	53 76			
									255	A Tenn. -Martin	69 72			
									255	H Tenn. -Martin	68 56			
									268	H McNeese St.	65 54			
									290	N IPFW	70 64			
									295	H Centenary (La.)	74 60			
									314	A Ark. -Pine Bluff	56 43			
									314	H Ark. -Pine Bluff	74 52			

LAST 10 Division I GAMES:														
227	H La. -Lafayette	62 46	246	H New Orleans	50 56									
149	H New Mexico St.	64 60	77	A South Ala.	56 57									
60	A Mi ddl e Tenn.	54 71	146	A Florida Int'l	56 70									
67	A Western Ky.	62 82	80	H Arkansas St.	79 86									
80	A Arkansas St.	53 69	167	A Denver	57 61									

Ark.-Little Rock

Ark - Little Rock

Non-Div l Games:

Ark. -Li t t l e Rock

Loss, Non-Conf, S Site, H Home A Away N Neutral

Average RPI Win:		293	WON-LOST RECORD		WINNING PCT. RANK	LAST 10 GAMES		STRENGTH OF SCHEDULE		OPP. STRENGTH OF SCHEDULE	TEAM RPI	ADJ. RPI	CONF. RPI	ADJ CONF. RPI
DIV. I ONLY		3- 23	309		2- 8		249		311		314	314	31	31
DIV. I NON-CONF.		0- 8	304		0- 0		145		250		297	297	31	31
TOTALS		RPI 1-25	RPI 26-50		W-L RECORDS		RPI 51-100		RPI 150+					
3- 23		0- 0	0- 3		OVERALL		0- 0		3- 18					
2- 9		0- 0	0- 0		HOME		0- 0		2- 8					
1- 13		0- 0	0- 3		AWAY		0- 0		1- 9					
0- 1		0- 0	0- 0		NEUTRAL		0- 0		0- 1					
0- 8		0- 0	0- 3		NON-CONFERENCE		0- 0		0- 5					
0- 2		0- 0	0- 0		HOME		0- 0		0- 2					
0- 6		0- 0	0- 3		AWAY		0- 0		0- 3					
0- 0		0- 0	0- 0		NEUTRAL		0- 0		0- 0					
3- 15		0- 0	0- 0		CONFERENCE		0- 0		3- 13					
2- 7		0- 0	0- 0		HOME		0- 0		2- 6					
1- 7		0- 0	0- 0		AWAY		0- 0		1- 6					
0- 1		0- 0	0- 0		NEUTRAL		0- 0		0- 1					
RPI 1-25		RPI 26-50		RPI 51-100		RPI 101+ Team's RPI : 314								
RPI S	Opponent	Score	RPI S	Opponent	Score	RPI S	Opponent	Score	RPI S	Opponent	Score			
			44 A	Southwest Mo. St.	39 92		138 A	Jackson St.	55 66					
			48 A	Memphi s	38 88		138 H	Jackson St.	54 68					
			49 A	Mi ssi ssi ppi	43 112		154 A	Southern U.	64 80					
							154 H	Southern U.	76 97					
							164 A	Oral Roberts	63 89					
							173 A	Al abama St.	70 94					
							173 H	Al abama St.	45 49					
							233 A	Ark. -Little Rock	52 74					
							233 H	Ark. -Little Rock	43 56					
							248 A	Al corn St.	58 77					
							248 H	Al corn St.	49 62					
							249 A	Al abama A&M	55 77					
							249 H	Al abama A&M	48 57					
							250 A	Murray St.	53 82					
							258 A	Grambl ing	71 87					
							258 H	Grambl ing	77 85					
							262 A	Texas Southern	59 72					
							262 H	Texas Southern	64 54					
							279 H	Md. -East. Shore	60 77					
							301 H	Mi ssi ssi ppi Val .	59 49					
							301 N	Mi ssi ssi ppi Val .	50 59					
							316 A	Prai ri e View	64 59					
							316 H	Prai ri e View	57 65					
		LAST 10 Div		si on I GAMES:										
			301 H	Mi ssi ssi ppi Val .	59 49		248 A	Al corn St.	58 77					
			138 A	Jackson St.	55 66		154 A	Southern U.	64 80					
			258 A	Grambl ing	71 87		173 H	Al abama St.	45 49					
			262 H	Texas Southern	64 54		249 H	Al abama A&M	48 57					
			316 H	Prai ri e View	57 65		138 H	Jackson St.	54 68					

Ark - Pine Bluff

Ark - Pine Bluff

Non-Div	Games: Ark.	Baptist	70	67
---------	-------------	---------	----	----

Ark. -Pi ne Bl uff

■ Loss, ■ Non-Conf, S Site, H Home A Away N Neutral

Arkansas

Average RPI Win: 103
 Average RPI Loss: 32

WON-LOST
RECORD

WINNING
PCT. RANK

LAST 10
GAMES

STRENGTH OF
SCHEDULE

OPP. STRENGTH
OF SCHEDULE

TEAM
RPI

ADJ.
RPI

CONF.
RPI

ADJ CONF.
RPI

DIV. I ONLY
DIV. I NON-CONF.

16- 12
11- 2

114
20

3- 7
0- 0

27
69

7
72

43
27

41
28

1
1

1
1

TOTALS

RPI 1-25

RPI 26-50

W-L RECORDS

RPI 51-100

RPI 150+

16- 12

2- 6

2- 2

OVERALL

6- 4

3- 0

7- 4

1- 3

2- 1

HOME

2- 0

1- 0

7- 7

1- 3

0- 1

AWAY

2- 3

2- 0

2- 1

0- 0

0- 0

NEUTRAL

2- 1

0- 0

11- 2

0- 1

1- 0

NON-CONFERENCE

5- 1

3- 0

4- 0

0- 0

1- 0

HOME

1- 0

1- 0

5- 2

0- 1

0- 0

AWAY

2- 1

2- 0

2- 0

0- 0

0- 0

NEUTRAL

2- 0

0- 0

5- 10

2- 5

1- 2

CONFERENCE

1- 3

0- 0

3- 4

1- 3

1- 1

HOME

1- 0

0- 0

2- 5

1- 2

0- 1

AWAY

0- 2

0- 0

0- 1

0- 0

0- 0

NEUTRAL

0- 1

0- 0

RPI 1-25

RPI S Opponent

Score

1 A Tennessee 44 83
 1 H Tennessee 71 93
 7 A LSU 65 92
 7 H LSU 65 73
 10 H Vanderbilt 69 74
 11 H Georgia 71 63
 15 A Florida 82 68
 18 A TCU 62 67

RPI 26-50

RPI S Opponent

Team's RPI: 41

Score

28 H Auburn 44 71
 48 H Memphis 79 75
 49 A Mississippi 73 84
 49 H Mississippi 67 61

RPI 51-100

RPI S Opponent

Score

51 H Rice 65 46
 54 A Loyola Marymount 58 64
 63 A Mississippi St. 55 57
 63 N Mississippi St. 74 79
 67 A Western Ky. 67 65
 82 A Alabama 65 68
 86 N Oregon St. 58 50
 92 A Tulsa 64 43
 93 H Kentucky 69 58
 98 N Northwestern St. 78 62

RPI 101+

RPI S Opponent

Score

114 A South Carolina 66 52
 122 A Indiana 78 70
 145 H Oklahoma St. 75 55
 171 A Wichita St. 81 72
 217 A Stephen F. Austin 79 61
 268 H McNeese St. 72 52

LAST 10 Division I GAMES:

63 N Mississippi St. 74 79
 49 A Mississippi 73 84
 1 H Tennessee 71 93
 15 A Florida 82 68
 93 H Kentucky 69 58
 82 A Alabama 65 68
 7 A LSU 65 92
 11 H Georgia 71 63
 63 A Mississippi St. 55 57
 10 H Vanderbilt 69 74

Non-Div I Games:

Arkansas

Loss, Non-Conf, S Site, H Home A Away N Neutral

Arkansas St.														
Average RPI Win:		174	WON-LOST RECORD		WINNING PCT. RANK	LAST 10 GAMES		STRENGTH OF SCHEDULE		OPP. STRENGTH OF SCHEDULE	TEAM RPI	ADJ. RPI	CONF. RPI	ADJ CONF. RPI
Average RPI Loss:		110												
DIV. I ONLY		19- 10	70		6- 4		108		125		80	80	10	10
DIV. I NON-CONF.		9- 5	76		1- 1		142		187		96	96	11	11

TOTALS		RPI 1-25	RPI 26-50		W-L RECORDS		RPI 51-100				RPI 150+			
19- 10		0- 0	0- 1		OVERALL		4- 3				11- 1			
11- 3		0- 0	0- 0		HOME		3- 1				6- 0			
7- 4		0- 0	0- 0		AWAY		1- 1				4- 1			
1- 3		0- 0	0- 1		NEUTRAL		0- 1				1- 0			
9- 5		0- 0	0- 1		NON-CONFERENCE		0- 2				7- 0			
5- 2		0- 0	0- 0		HOME		0- 1				4- 0			
3- 1		0- 0	0- 0		AWAY		0- 0				2- 0			
1- 2		0- 0	0- 1		NEUTRAL		0- 1				1- 0			
10- 5		0- 0	0- 0		CONFERENCE		4- 1				4- 1			
6- 1		0- 0	0- 0		HOME		3- 0				2- 0			
4- 3		0- 0	0- 0		AWAY		1- 1				2- 1			
0- 1		0- 0	0- 0		NEUTRAL		0- 0				0- 0			

RPI 1-25		RPI 26-50		RPI 51-100		Team's RPI: 80		RPI 101+						
RPI S	Opponent	Score	RPI S	Opponent	Score	RPI S	Opponent	Score	RPI S	Opponent	Score			
			42 N	Ri chmond	56 76	51 H	Ri ce	52 59	121 H	East Caro.	52 62			
						60 A	Mi ddl e Tenn.	47 70	127 A	Hampton	77 54			
						60 H	Mi ddl e Tenn.	69 62	134 H	Tex. A&M-Corp. Chris	81 68			
						67 A	Western Ky.	70 60						
						67 H	Western Ky.	81 74	142 A	North Texas	60 47			
						72 N	Kent St.	63 67	144 A	Tul ane	56 59			
						77 H	South Ala.	57 54	146 A	Fl orida Int'l	57 67			
									146 H	Fl orida Int'l	62 60			
									149 H	New Mexico St.	61 67			
									149 N	New Mexico St.	65 71			
									151 N	UAB	84 77			
									167 A	Denver	63 66			
									211 A	Bel mont	79 70			
									217 H	Stephen F. Austin	91 73			
									227 H	La. -Lafayette	57 48			
									233 A	Ark. -Little Rock	86 79			
									233 H	Ark. -Little Rock	69 53			
									237 H	Cal Poly	89 60			
									239 A	Long Island	65 64			
									246 A	New Orleans	67 61			
									249 H	Al abama A&M	77 50			
									250 H	Murray St.	84 79			

LAST 10 Div						ision I GAMES:								
			51 H	Ri ce	52 59	60 A	Mi ddl e Tenn.	47 70						
			149 N	New Mexico St.	65 71	134 H	Tex. A&M-Corp. Chris	81 68						
			149 H	New Mexico St.	61 67									
			227 H	La. -Lafayette	57 48	233 H	Ark. -Little Rock	69 53						
			67 A	Western Ky.	70 60	77 H	South Ala.	57 54						

Non-Div l Games:

Arkansas St.

Loss, Non-Conf, S Site, H Home A Away N Neutral

246	A	New Orleans	67	61
-----	---	-------------	----	----

Average RPI Win: 227		WON-LOST RECORD		WINNING PCT. RANK		LAST 10 GAMES		STRENGTH OF SCHEDULE		OPP. STRENGTH OF SCHEDULE		TEAM RPI		ADJ. RPI		CONF. RPI		ADJ. CONF. RPI		
DIV. I ONLY		13- 14		173		3- 7		299		235		235		235		23		24		
DIV. I NON-CONF.		7- 5		107		0- 0		286		238		194		198		22		22		
TOTALS		RPI 1-25		RPI 26-50		W-L RECORDS		RPI 51-100		RPI 150+										
13- 14		0- 0		0- 1		OVERALL		1- 0		10- 11										
9- 5		0- 0		0- 1		HOME		1- 0		6- 4										
3- 8		0- 0		0- 0		AWAY		0- 0		3- 6										
1- 1		0- 0		0- 0		NEUTRAL		0- 0		1- 1										
7- 5		0- 0		0- 1		NON-CONFERENCE		1- 0		5- 3										
5- 2		0- 0		0- 1		HOME		1- 0		3- 1										
1- 3		0- 0		0- 0		AWAY		0- 0		1- 2										
1- 0		0- 0		0- 0		NEUTRAL		0- 0		1- 0										
6- 9		0- 0		0- 0		CONFERENCE		0- 0		5- 8										
4- 3		0- 0		0- 0		HOME		0- 0		3- 3										
2- 5		0- 0		0- 0		AWAY		0- 0		2- 4										
0- 1		0- 0		0- 0		NEUTRAL		0- 0		0- 1										
RPI 1-25		RPI 26-50		RPI 51-100		RPI 101+		Team's RPI: 235												
RPI S	Opponent	Score	RPI S	Opponent	Score	RPI S	Opponent	Score	RPI S	Opponent	Score									
28	H Auburn	37 54	97	H South Fla.	63 59	124	H Bi nghamton	74 62												
						135	A Ni agara	53 71												
						141	A Col gate	56 69												
						141	H Col gate	79 76												
						177	H Al bany (N. Y.)	79 72												
						180	A Ameri can	52 74												
						180	H Ameri can	41 49												
						181	H Col umbi a	73 48												
						184	H Dartmouth	68 73												
						194	A Lehi gh	53 83												
						194	H Lehi gh	68 75												
						194	N Lehi gh	53 63												
						208	A Hol y Cross	67 58												
						208	H Hol y Cross	58 66												
						219	A Bucknel l	68 73												
						219	H Bucknel l	51 46												
						251	A Cornel l	58 70												
						254	A Navy	73 75												
						254	H Navy	65 60												
						270	A Towson	51 60												
						295	N Portl and St.	69 55												
						310	A Ai r Force	70 62												
						315	A Lafayette	59 56												
						315	H Lafayette	62 55												
						320	H Robert Morri s	70 58												
		LAST 10 Div		si on I GAMES:																
			194	N Lehi gh	53 63		141	A Col gate	56 69											
			254	H Navy	65 60		315	H Lafayette	62 55											
			180	H Ameri can	41 49		208	A Hol y Cross	67 58											
			219	A Bucknel l	68 73		180	A Ameri can	52 74											
			194	A Lehi gh	53 83		254	A Navy	73 75											

Non-Div I Games: Alas. Fairbanks 77 52

Army

Loss, Non-Conf, S Site, H Home A Away N Neutral

Average RPI Win: 134		WON-LOST RECORD		WINNING PCT. RANK		LAST 10 GAMES		STRENGTH OF SCHEDULE		OPP. STRENGTH OF SCHEDULE		TEAM RPI		ADJ. RPI		CONF. RPI		ADJ CONF. RPI	
DIV. I ONLY		22- 9		50		6- 4		36		35		28		28		1		1	
DIV. I NON-CONF.		13- 3		33		1- 1		101		141		39		39		1		1	
TOTALS		RPI 1-25		RPI 26-50		W-L RECORDS		RPI 51-100		RPI 150+									
22- 9		3- 9		2- 0		OVERALL		8- 0		8- 0									
13- 2		2- 2		0- 0		HOME		3- 0		7- 0									
6- 4		0- 4		2- 0		AWAY		3- 0		1- 0									
3- 3		1- 3		0- 0		NEUTRAL		2- 0		0- 0									
13- 3		1- 3		0- 0		NON-CONFERENCE		4- 0		8- 0									
8- 0		0- 0		0- 0		HOME		1- 0		7- 0									
2- 1		0- 1		0- 0		AWAY		1- 0		1- 0									
3- 2		1- 2		0- 0		NEUTRAL		2- 0		0- 0									
9- 6		2- 6		2- 0		CONFERENCE		4- 0		0- 0									
5- 2		2- 2		0- 0		HOME		2- 0		0- 0									
4- 3		0- 3		2- 0		AWAY		2- 0		0- 0									
0- 1		0- 1		0- 0		NEUTRAL		0- 0		0- 0									
RPI S Opponent		Score		RPI S Opponent		Team's RPI: 28		RPI S Opponent		Score		RPI S Opponent		Score					
1	A	Tennessee	61	68	41	A	Arkansas	71	44	52	N	Creighton	79	72	114	H	South Carolina	69	58
2	A	Duke	57	66	49	A	Mississippi	82	70	55	N	North Carolina St.	79	59	206	H	Monmouth	59	38
4	N	Connecticut	53	79						63	H	Mississippi St.	80	53	235	A	Army	54	37
7	A	LSU	59	70						82	H	Alabama	72	40	236	H	Stetson	92	37
7	H	LSU	68	50						82	H	Alabama	70	61	247	H	Buffalo	82	32
10	A	Vanderbilt	63	67						90	A	Marist	63	47	249	H	Alabama A&M	95	28
10	H	Vanderbilt	60	68						93	A	Kentucky	71	54	302	H	N.C. A&T	89	54
10	N	Vanderbilt	74	76						98	H	Northwestern St.	103	52	303	H	Youngstown St.	67	36
11	H	Georgia	72	54											316	H	Prairie View	100	48
15	H	Florida	60	71															
23	N	Old Dominion	84	49															
25	N	Notre Dame	64	77															
LAST 10 Division I GAMES:																			
4	N	Connecticut	53	79	10	H	Vanderbilt	60	68										
55	N	North Carolina St.	79	59	114	H	South Carolina	69	58										
10	N	Vanderbilt	74	76	49	A	Mississippi	82	70										
15	H	Florida	60	71	7	H	LSU	68	50										
82	A	Alabama	72	40	93	A	Kentucky	71	54										

Non-Div I Games:

Auburn

Loss, Non-Conf, S Site, H Home A Away N Neutral

Average RPI Win:	199	WON-LOST	WINNING	LAST 10	STRENGTH OF	OPP. STRENGTH	TEAM	ADJ.	CONF.	ADJ CONF.
Average RPI Loss:	115	RECORD	PCT. RANK	GAMES	SCHEDULE	OF SCHEDULE	RPI	RPI	RPI	RPI

DIV. I ONLY	22- 8	40	8- 2	165	175	76	75	24	23
DIV. I NON-CONF.	5- 6	166	0- 1	137	45	135	133	23	23

TOTALS	RPI 1-25	RPI 26-50	W-L RECORDS	RPI 51-100	RPI 150+
22- 8	0- 1	0- 2	OVERALL	0- 2	15- 3
9- 3	0- 0	0- 1	HOME	0- 1	7- 1
10- 4	0- 1	0- 0	AWAY	0- 1	6- 2
3- 1	0- 0	0- 1	NEUTRAL	0- 0	2- 0
5- 6	0- 1	0- 2	NON-CONFERENCE	0- 2	3- 1
1- 2	0- 0	0- 1	HOME	0- 1	1- 0
3- 3	0- 1	0- 0	AWAY	0- 1	1- 1
1- 1	0- 0	0- 1	NEUTRAL	0- 0	1- 0
17- 2	0- 0	0- 0	CONFERENCE	0- 0	12- 2
8- 1	0- 0	0- 0	HOME	0- 0	6- 1
7- 1	0- 0	0- 0	AWAY	0- 0	5- 1
2- 0	0- 0	0- 0	NEUTRAL	0- 0	1- 0

RPI 1-25				RPI 26-50				RPI 51-100				Team's RPI : 75				RPI 101+			
RPI	S	Opponent	Score	RPI	S	Opponent	Score	RPI	S	Opponent	Score	RPI	S	Opponent	Score	RPI	S	Opponent	Score
7	A	LSU	66 83	47	N	Missouri	43 78	60	H	Middle Tenn.	46 61	113	A	Marshall	53 50				
				48	H	Memphis	70 81	93	A	Kentucky	56 82	116	A	Lipscomb	65 60				
												136	A	Tennessee Tech	79 69				
												136	H	Tennessee Tech	94 72				
												148	A	Eastern Ky.	67 61				
												148	H	Eastern Ky.	73 61				
												148	N	Eastern Ky.	65 51				
												151	H	UAB	70 67				
												159	A	Southeast Mo. St.	64 54				
												159	H	Southeast Mo. St.	68 65				
												159	N	Southeast Mo. St.	72 55				
												160	A	Jacksonville St.	64 66				
												160	H	Jacksonville St.	76 67				
												195	A	Evansville	63 73				
												202	A	Ohio	69 53				
												240	A	Morehead St.	78 62				
												240	H	Morehead St.	73 61				
												250	H	Murray St.	80 70				
												255	H	Tenn. -Martin	71 63				
												269	A	Samford	66 61				
												269	H	Samford	54 43				
												295	N	Centenary (La.)	72 60				
												306	A	Eastern Ill.	54 47				
												306	H	Eastern Ill.	71 72				
												319	A	Tennessee St.	74 58				
LAST 10 Division I GAMES:																			
7	A	LSU	66 83	136	H	Tennessee Tech	94 72												
148	N	Eastern Ky.	65 51	160	A	Jacksonville St.	64 66												
159	N	Southeast Mo. St.	72 55	269	A	Samford	66 61												
240	H	Morehead St.	73 61	250	H	Murray St.	80 70												
148	H	Eastern Ky.	73 61	255	H	Tenn. -Martin	71 63												

Non-Div I Games: Cumberland (Tenn80 54

Austin Peay

Average RPI Win:

206

Average RPI Loss:

108

WON-LOST
RECORDWINNING
PCT. RANKLAST 10
GAMESSTRENGTH OF
SCHEDULEOPP. STRENGTH
OF SCHEDULETEAM
RPIADJ.
RPICONF.
RPIADJ CONF.
RPI

DIV. I ONLY

13- 16

192

3- 7

137

153

169

165

12

12

DIV. I NON-CONF.

5- 6

166

0- 0

188

225

188

185

13

13

TOTALS

RPI 1-25

RPI 26-50

W-L RECORDS

RPI 51-100

RPI 150+

13- 16

0- 0

0- 1

OVERALL

0- 7

10- 5

6- 5

0- 0

0- 1

HOME

0- 1

5- 1

6- 7

0- 0

0- 0

AWAY

0- 4

4- 3

1- 4

0- 0

0- 0

NEUTRAL

0- 2

1- 1

5- 6

0- 0

0- 1

NON-CONFERENCE

0- 1

4- 2

1- 2

0- 0

0- 1

HOME

0- 0

1- 0

3- 1

0- 0

0- 0

AWAY

0- 0

2- 1

1- 3

0- 0

0- 0

NEUTRAL

0- 1

1- 1

8- 10

0- 0

0- 0

CONFERENCE

0- 6

6- 3

5- 3

0- 0

0- 0

HOME

0- 1

4- 1

3- 6

0- 0

0- 0

AWAY

0- 4

2- 2

0- 1

0- 0

0- 0

NEUTRAL

0- 1

0- 0

RPI 1-25

RPI 26-50

RPI 51-100

RPI 101+

Team's RPI: 165

RPI S Opponent Score

RPI S Opponent Score

RPI S Opponent Score

RPI S Opponent Score

46 H Louisville 86 94

68 A Eastern Mich. 74 84

106 A Bowling Green 72 70

68 H Eastern Mich. 83 100

106 H Bowling Green 79 84

70 A Miami (Ohio) 65 75

113 H Marshall 71 63

70 N Miami (Ohio) 71 85

121 A East Caro. 81 78

72 A Kent St. 64 99

122 H Indiana 62 71

78 A Western Mich. 71 87

128 N Wis. -Milwaukee 73 78

98 N Northwestern St. 80 82

155 N Indiana St. 53 65

157 A Toledo 69 91

157 H Toledo 64 78

162 H Illinois St. 87 64

163 A Kansas 55 70

176 A Northern Ill. 62 82

176 A Northern Ill. 80 71

176 H Northern Ill. 70 57

202 A Ohio 73 70

229 N Eastern Wash. 64 60

247 H Buffalo 73 49

273 H Central Mich. 72 65

289 H Akron 81 62

290 A I PFW 93 75

298 A Chicago St. 83 74

LAST 10 Division I GAMES:

70 N Miami (Ohio) 71 85

68 A Eastern Mich. 74 84

176 A Northern Ill. 80 71

72 A Kent St. 64 99

176 A Northern Ill. 62 82

78 A Western Mich. 71 87

106 H Bowling Green 79 84

176 H Northern Ill. 70 57

70 A Miami (Ohio) 65 75

273 H Central Mich. 72 65

B
a
l
l
s
t
.B
a
l
l
s
t
.

Non-Div I Games:

Ball St.

Loss, Non-Conf, S Site, H Home A Away N Neutral

Average RPI Win: 111		WON-LOST		WINNING		LAST 10		STRENGTH OF		OPP. STRENGTH		TEAM		ADJ.		CONF.		ADJ CONF.	
Average RPI Loss: 15		RECORD		PCT. RANK		GAMES		SCHEDULE		OF SCHEDULE		RPI		RPI		RPI		RPI	
DIV. I ONLY		25- 9		38		7- 3		32		12		19		17		2		2	
DIV. I NON-CONF.		13- 2		16		2- 1		85		26		22		22		4		3	
TOTALS		RPI 1-25		RPI 26-50		W-L RECORDS		RPI 51-100		RPI 150+									
25- 9		6- 8		1- 0		OVERALL		6- 1		7- 0									
12- 2		2- 2		0- 0		HOME		2- 0		6- 0									
6- 5		2- 4		1- 0		AWAY		1- 1		0- 0									
7- 2		2- 2		0- 0		NEUTRAL		3- 0		1- 0									
13- 2		2- 2		0- 0		NON-CONFERENCE		5- 0		5- 0									
6- 0		0- 0		0- 0		HOME		1- 0		5- 0									
2- 1		1- 1		0- 0		AWAY		1- 0		0- 0									
5- 1		1- 1		0- 0		NEUTRAL		3- 0		0- 0									
12- 7		4- 6		1- 0		CONFERENCE		1- 1		2- 0									
6- 2		2- 2		0- 0		HOME		1- 0		1- 0									
4- 4		1- 3		1- 0		AWAY		0- 1		0- 0									
2- 1		1- 1		0- 0		NEUTRAL		0- 0		1- 0									
RPI 1-25		Team's RPI: 17		RPI 26-50		Score		RPI 51-100		Score		RPI 101+		Score					
1 N	Tennessee	69	71	47 A	Missouri	83	59	51 A	Rice	79	55	105 A	Texas A&M	60	57				
3 A	Penn St.	63	74					54 N	Loyola Marymount	71	60	105 H	Texas A&M	80	55				
6 A	Texas	72	73					55 N	North Carolina St.	79	63	145 A	Oklahoma St.	70	60				
6 H	Texas	78	64									145 H	Oklahoma St.	76	61				
6 N	Texas	59	63					62 A	Iowa St.	72	81	148 N	Eastern Ky.	96	75				
9 A	Kansas St.	65	85					63 H	Mississippi St.	88	45	163 H	Kansas	85	66				
13 A	Texas Tech	63	64					65 H	Nebraska	67	57	163 N	Kansas	86	71				
13 H	Texas Tech	59	62					68 N	Eastern Mich.	85	70	198 H	Pacific	88	51				
13 N	Texas Tech	80	72									224 H	Washington St.	76	39				
14 A	Oklahoma	74	67									286 H	Sam Houston St.	100	47				
14 H	Oklahoma	77	62									300 H	Southeastern La.	79	46				
15 A	Florida	71	54									324 H	Nicholls St.	93	44				
15 N	Florida	91	76																
22 H	Colorado	59	69																
LAST 10 Division I GAMES:																			
1 N	Tennessee	69	71	163 N	Kansas	86	71												
15 N	Florida	91	76	145 A	Oklahoma St.	70	60												
54 N	Loyola Marymount	71	60	105 H	Texas A&M	80	55												
6 N	Texas	59	63	6 A	Texas	72	73												
13 N	Texas Tech	80	72	14 H	Oklahoma	77	62												

Non-Div I Games: P. R. -Mayaguez 103 25

Baylor

Through Games of 2007 Final																				
Average RPI Win: 247		WON-LOST RECORD		WINNING PCT. RANK		LAST 10 GAMES		STRENGTH OF SCHEDULE		OPP. STRENGTH OF SCHEDULE		TEAM RPI		ADJ. RPI		CONF. RPI		ADJ CONF. RPI		
DIV. I ONLY		16- 12		114		7- 3		288		299		209		211		29		29		
DIV. I NON-CONF.		2- 5		249		0- 0		249		180		257		254		32		32		
TOTALS		RPI 1-25		RPI 26-50		W-L RECORDS		RPI 51-100		RPI 150+										
16- 12		0- 0		0- 1		OVERALL		0- 2		14- 9										
9- 4		0- 0		0- 1		HOME		0- 1		8- 2										
6- 7		0- 0		0- 0		AWAY		0- 1		5- 6										
1- 1		0- 0		0- 0		NEUTRAL		0- 0		1- 1										
2- 5		0- 0		0- 1		NON-CONFERENCE		0- 2		2- 2										
1- 2		0- 0		0- 1		HOME		0- 1		1- 0										
0- 3		0- 0		0- 0		AWAY		0- 1		0- 2										
1- 0		0- 0		0- 0		NEUTRAL		0- 0		1- 0										
14- 7		0- 0		0- 0		CONFERENCE		0- 0		12- 7										
8- 2		0- 0		0- 0		HOME		0- 0		7- 2										
6- 4		0- 0		0- 0		AWAY		0- 0		5- 4										
0- 1		0- 0		0- 0		NEUTRAL		0- 0		0- 1										
RPI 1-25		RPI 26-50		RPI 51-100		RPI 101+		Team's RPI: 211												
RPI S	Opponent	Score	RPI S	Opponent	Score	RPI S	Opponent	Score	RPI S	Opponent	Score	RPI S	Opponent	Score	RPI S	Opponent	Score	RPI S	Opponent	Score
49	H	Mississippi	62	78	77	A	South Ala.	52	65	116	A	Lipscomb	68	66	116	H	Lipscomb	76	43	
						80	H	Arkansas St.	70	79	151	A	UAB	68	74	172	A	Georgia St.	63	66
											172	H	Georgia St.	79	66	182	A	UCF	55	67
											182	H	UCF	65	58	236	A	Stetson	78	72
											236	H	Stetson	65	58	236	N	Stetson	61	64
											243	A	Fla. Atlantic	64	74	243	H	Fla. Atlantic	79	82
											249	A	Alabama A&M	57	60	257	N	Birmingham-So.	65	55
											259	A	Mercer	72	59	259	H	Mercer	72	57
											265	A	Troy St.	65	59	265	H	Troy St.	62	54
											294	A	Campbell	59	74	294	H	Campbell	60	62
											312	A	Gardner-Webb	77	61	312	H	Gardner-Webb	72	53
											317	H	Wofford	86	71	323	A	Jacksonville	78	74
											323	H	Jacksonville	81	64					
LAST 10 Division I GAMES:																				
236	N	Stetson	61	64	259	H	Mercer	72	57											
265	H	Troy St.	62	54	312	A	Gardner-Webb	77	61											
323	A	Jacksonville	78	74	294	A	Campbell	59	74											
236	A	Stetson	78	72	182	H	UCF	65	58											
172	H	Georgia St.	79	66	243	H	Fla. Atlantic	79	82											

Belmont

Belmont

Non-Div l Games:

Bel mont

Loss, Non-Conf, S Site, H Home A Away N Neutral

Average RPI Win: 279				WON-LOST RECORD		WINNING PCT. RANK		LAST 10 GAMES		STRENGTH OF SCHEDULE		OPP. STRENGTH OF SCHEDULE		TEAM RPI		ADJ. RPI		CONF. RPI		ADJ CONF. RPI		
DIV. I ONLY				14- 14		154		4- 6		319		267		241		241		28		28		
DIV. I NON-CONF.				3- 5		212		0- 0		298		172		258		258		28		28		
TOTALS				RPI 1-25		RPI 26-50		W-L RECORDS		RPI 51-100		RPI 150+										
14- 14				0- 1		0- 0		OVERALL		0- 1		14- 8										
7- 4				0- 0		0- 0		HOME		0- 0		7- 2										
6- 7				0- 0		0- 0		AWAY		0- 0		6- 5										
1- 3				0- 1		0- 0		NEUTRAL		0- 1		1- 1										
3- 5				0- 1		0- 0		NON-CONFERENCE		0- 1		3- 3										
2- 0				0- 0		0- 0		HOME		0- 0		2- 0										
1- 3				0- 0		0- 0		AWAY		0- 0		1- 3										
0- 2				0- 1		0- 0		NEUTRAL		0- 1		0- 0										
11- 9				0- 0		0- 0		CONFERENCE		0- 0		11- 5										
5- 4				0- 0		0- 0		HOME		0- 0		5- 2										
5- 4				0- 0		0- 0		AWAY		0- 0		5- 2										
1- 1				0- 0		0- 0		NEUTRAL		0- 0		1- 1										
RPI 1-25				RPI 26-50		RPI 51-100		RPI 101+		Team's RPI: 241												
RPI S	Opponent			Score		RPI S	Opponent			Score		RPI S	Opponent			Score						
15 N	Fl ori da			50 86								82 N	Al abama			44 77		127	A	Hampton	59 72	
																		127	H	Hampton	54 69	
																		140	A	Del aware St.	48 49	
																		140	H	Del aware St.	55 65	
																		173	A	Al abama St.	42 56	
																		178	H	Fl ori da A&M	69 60	
																		185	A	Coppi n St.	69 51	
																		185	H	Coppi n St.	60 62	
																		185	N	Coppi n St.	58 64	
																		220	A	Howard	74 76	
																		220	H	Howard	70 75	
																		236	A	Stetson	81 84	
																		258	H	Grambl ing	80 52	
																		276	A	Savannah St.	60 69	
																		276	H	Savannah St.	70 60	
																		279	A	Md. -East. Shore	69 62	
																		280	A	South Carolina St.	81 68	
																		280	H	South Carolina St.	55 49	
																		288	A	Norfol k St.	62 78	
																		288	H	Norfol k St.	58 53	
																		302	A	N. C. A&T	74 59	
																		302	H	N. C. A&T	92 64	
																		313	A	Wi nthrop	59 46	
																		322	A	Morgan St.	75 46	
																		322	H	Morgan St.	70 30	
																		322	N	Morgan St.	81 52	
LAST 10 Div sion I GAMES:																						
185	N Coppi n St.			58 64		140	A Del aware St.			48 49		322	H Morgan St.			70 30						
322	N Morgan St.			81 52		220	A Howard			74 76		322	N Morgan St.			81 52						
178	H Fl ori da A&M			69 60		127	A Hampton			59 72												
302	H N. C. A&T			92 64		288	A Norfol k St.			62 78												
280	H South Carol ina St.			55 49		185	H Coppi n St.			60 62												

Non-Di v I Games:

Bethune-Cookman

Average RPI Win:		266	WON-LOST RECORD		WINNING PCT. RANK	LAST 10 GAMES		STRENGTH OF SCHEDULE		OPP. STRENGTH OF SCHEDULE	TEAM RPI	ADJ. RPI	CONF. RPI	ADJ CONF. RPI	
DIV. I ONLY		13- 16			192	2- 8		303		295	249	257	25	25	
DIV. I NON-CONF.		8- 4			64	0- 0		323		275	225	225	30	30	
TOTALS		RPI 1-25			RPI 26-50	W-L RECORDS		RPI 51-100				RPI 150+			
13- 16		0- 0			0- 1	OVERALL		0- 3				13- 12			
6- 5		0- 0			0- 1	HOME		0- 1				6- 3			
6- 10		0- 0			0- 0	AWAY		0- 2				6- 8			
1- 1		0- 0			0- 0	NEUTRAL		0- 0				1- 1			
8- 4		0- 0			0- 1	NON-CONFERENCE		0- 0				8- 3			
3- 1		0- 0			0- 1	HOME		0- 0				3- 0			
4- 2		0- 0			0- 0	AWAY		0- 0				4- 2			
1- 1		0- 0			0- 0	NEUTRAL		0- 0				1- 1			
5- 12		0- 0			0- 0	CONFERENCE		0- 3				5- 9			
3- 4		0- 0			0- 0	HOME		0- 1				3- 3			
2- 8		0- 0			0- 0	AWAY		0- 2				2- 6			
0- 0		0- 0			0- 0	NEUTRAL		0- 0				0- 0			
RPI 1-25				RPI 26-50				RPI 51-100				Team's RPI : 257			
RPI S	Opponent	Score		RPI S	Opponent	Score		RPI S	Opponent	Score		RPI S	Opponent	Score	
49	H Mississippi	56 89		69	A Liberty	42 62		160	A Jacksonville St.	56 65		160	H Jacksonville St.	65 55	
				69	A Liberty	41 54		160	H Jacksonville St.	65 55		211	N Belmont	55 65	
				69	H Liberty	39 59		213	A UNC Asheville	43 51		213	A UNC Asheville	56 49	
								213	H UNC Asheville	70 83		213	H UNC Asheville	70 83	
								221	A High Point	53 68		221	A High Point	53 68	
								221	H High Point	59 49		221	H High Point	59 49	
								234	A Radford	55 66		234	A Radford	55 66	
								234	H Radford	56 57		234	H Radford	56 57	
								243	N Fla. Atlantic	74 72		243	N Fla. Atlantic	74 72	
								264	A Coastal Caro.	43 67		264	A Coastal Caro.	43 67	
								264	A Coastal Caro.	55 49		264	A Coastal Caro.	55 49	
								264	H Coastal Caro.	50 44		264	H Coastal Caro.	50 44	
								265	A Troy St.	63 53		265	A Troy St.	63 53	
								275	A Charleston So.	63 66		275	A Charleston So.	63 66	
								275	H Charleston So.	52 59		275	H Charleston So.	52 59	
								276	A Savannah St.	61 53		276	A Savannah St.	61 53	
								276	H Savannah St.	72 46		276	H Savannah St.	72 46	
								295	A Centenary (La.)	69 72		295	A Centenary (La.)	69 72	
								313	A Wintthrop	61 62		313	A Wintthrop	61 62	
								313	H Wintthrop	58 45		313	H Wintthrop	58 45	
								319	A Tennessee St.	69 46		319	A Tennessee St.	69 46	
								319	H Tennessee St.	62 54		319	H Tennessee St.	62 54	
								323	A Jacksonville	58 46		323	A Jacksonville	58 46	
LAST 10 Division I GAMES:				LAST 10 Division I GAMES:				LAST 10 Division I GAMES:				LAST 10 Division I GAMES:			
69	A Liberty	41 54		275	A Charleston So.	63 66		323	A Jacksonville	58 46		264	A Coastal Caro.	55 49	
264	A Coastal Caro.	55 49		234	H Radford	56 57		69	H Liberty	39 59		213	A UNC Asheville	56 49	
213	A UNC Asheville	56 49		69	H Liberty	39 59		213	H UNC Asheville	70 83		213	H UNC Asheville	70 83	
213	H UNC Asheville	70 83		313	A Wintthrop	61 62		264	A Coastal Caro.	43 67		221	A High Point	53 68	
264	A Coastal Caro.	43 67		221	A High Point	53 68									

Non-Div I Games: Loyola (La.)

Bi rmi ngham-So.

Loss, Non-Conf, S Site, H Home A Away N Neutral

Average RPI Win: 218		WON-LOST	WINNING	LAST 10	STRENGTH OF	OPP. STRENGTH	TEAM	ADJ.	CONF.	ADJ CONF.
Average RPI Loss: 139		RECORD	PCT. RANK	GAMES	SCHEDULE	OF SCHEDULE	RPI	RPI	RPI	RPI
DIV. I ONLY	8- 20	270	3- 7	180	148	248	252	13	13	
DIV. I NON-CONF.	2- 6	258	0- 0	283	260	287	287	12	12	
TOTALS	RPI 1-25	RPI 26-50	W-L RECORDS	RPI 51-100	RPI 150+					
8- 20	0- 3	0- 0	OVERALL	0- 5	5- 8					
4- 8	0- 1	0- 0	HOME	0- 2	1- 4					
3- 9	0- 1	0- 0	AWAY	0- 3	3- 3					
1- 3	0- 1	0- 0	NEUTRAL	0- 0	1- 1					
2- 6	0- 0	0- 0	NON-CONFERENCE	0- 1	1- 3					
1- 2	0- 0	0- 0	HOME	0- 0	0- 1					
1- 2	0- 0	0- 0	AWAY	0- 1	0- 1					
0- 2	0- 0	0- 0	NEUTRAL	0- 0	0- 1					
6- 14	0- 3	0- 0	CONFERENCE	0- 4	4- 5					
3- 6	0- 1	0- 0	HOME	0- 2	1- 3					
2- 7	0- 1	0- 0	AWAY	0- 2	2- 2					
1- 1	0- 1	0- 0	NEUTRAL	0- 0	1- 0					
RPI S	RPI 1-25	Score	RPI S	RPI 26-50	Score	RPI S	RPI 51-100	Score	RPI S	RPI 101+ Team's RPI: 252
19 A	Loui si ana Tech	57 95	19 H	Loui si ana Tech	48 80	19 N	Loui si ana Tech	56 100	103 N	Gonzaga 54 75
19 H	Loui si ana Tech	48 80	19 N	Loui si ana Tech	56 100	51 A	Ri ce	49 75	112 H	Idaho 57 71
19 N	Loui si ana Tech	56 100	51 H	Ri ce	63 71	92 A	Tul sa	54 60	130 H	Weber St. 67 63
			92 H	Tul sa	65 73	133 A	UTEP	61 75	133 H	UTEP 69 59
			94 A	Idaho St.	77 97	137 A	Southern Methodist	41 66	137 H	Southern Methodist 76 57
						190 A	Fresno St.	52 50	190 H	Fresno St. 75 77
						197 A	San Jose St.	48 58	197 H	San Jose St. 70 76
						229 H	Eastern Wash.	69 72	232 A	Hawai i 49 64
						232 H	Hawai i	44 51	232 N	Hawai i 59 56
						283 N	Dayton	71 73	295 A	Portland St. 59 76
						307 A	Nevada	89 66	307 H	Nevada 63 52
						310 A	Ai r Force	71 66		
LAST 10 Div sion I GAMES:										
19 N	Loui si ana Tech	56 100	197 A	San Jose St.	48 58	232 N	Hawai i	49 64	190 H	Fresno St. 75 77
232 N	Hawai i	59 56	307 H	Nevada	63 52	51 A	Ri ce	49 75		
133 A	UTEP	61 75								
19 H	Loui si ana Tech	48 80								
137 H	Southern Methodi st	76 57								

Boi se st .

Non-Di v I Games: Utah Valley St. 90 53

Boi se St.

Loss,
Non-Conf, S Site,
H Home
A Away
N Neutral

Average RPI Win: 212				WON-LOST RECORD		WINNING PCT. RANK		LAST 10 GAMES		STRENGTH OF SCHEDULE		OPP. STRENGTH OF SCHEDULE		TEAM RPI		ADJ. RPI		CONF. RPI		ADJ CONF. RPI	
DIV. I ONLY				19- 11		78		6- 4		138		170		96		96		16		16	
DIV. I NON-CONF.				5- 4		119		0- 0		177		114		127		127		16		16	
TOTALS		RPI 1-25		RPI 26-50		W-L RECORDS		RPI 51-100		RPI 150+											
19- 11		0- 2		0- 0		OVERALL		1- 3		17- 1											
9- 5		0- 1		0- 0		HOME		1- 1		8- 0											
8- 5		0- 1		0- 0		AWAY		0- 1		7- 1											
2- 1		0- 0		0- 0		NEUTRAL		0- 1		2- 0											
5- 4		0- 2		0- 0		NON-CONFERENCE		1- 0		4- 0											
3- 2		0- 1		0- 0		HOME		1- 0		2- 0											
2- 2		0- 1		0- 0		AWAY		0- 0		2- 0											
0- 0		0- 0		0- 0		NEUTRAL		0- 0		0- 0											
14- 7		0- 0		0- 0		CONFERENCE		0- 3		13- 1											
6- 3		0- 0		0- 0		HOME		0- 1		6- 0											
6- 3		0- 0		0- 0		AWAY		0- 1		5- 1											
2- 1		0- 0		0- 0		NEUTRAL		0- 1		2- 0											

RPI 1-25				RPI 26-50				RPI 51-100				Team's RPI: 96				RPI 101+			
RPI	S	Opponent	Score	RPI	S	Opponent	Score	RPI	S	Opponent	Score	RPI	S	Opponent	Score	RPI	S	Opponent	Score
12	A	Stanford	51 67					59	A	Maine	65 73	105	H	Texas A&M	53 61				
15	H	Florida	56 66					59	H	Maine	64 67	124	A	Binghamton	65 74				
								59	N	Maine	43 68	124	H	Binghamton	65 68				
								90	H	Marist	72 46	147	A	Harvard	74 91				
												150	A	Hartford	71 62				
												150	H	Hartford	60 69				
												177	A	Albany (N. Y.)	77 60				
												177	H	Albany (N. Y.)	73 46				
												189	A	Northeastern	68 60				
												189	H	Northeastern	71 68				
												189	N	Northeastern	71 53				
												196	A	Vermont	65 50				
												196	H	Vermont	91 65				
												196	N	Vermont	67 57				
												209	A	New Hampshire	68 57				
												209	H	New Hampshire	72 54				
												226	H	Fairleigh Dickinson	78 64				
												228	H	Fordham	74 63				
												244	A	Wagner	69 68				
												274	A	Stony Brook	70 72				
												274	H	Stony Brook	67 66				
												293	A	UMBC	59 40				
												293	H	UMBC	72 53				
												311	A	Central Conn. St.	79 49				
				LAST 10 Division I GAMES:															
								59	N	Maine	43 68	124	H	Binghamton	65 68				
								189	N	Northeastern	71 53	274	A	Stony Brook	70 72				
								196	N	Vermont	67 57	189	H	Northeastern	71 68				
								209	A	New Hampshire	68 57	59	H	Maine	64 67				
								177	H	Albany (N. Y.)	73 46	196	A	Vermont	65 50				

Boston U.

Boston U.

Non-Div I Games:

Boston U.

Loss,
Non-Conf, S Site,
H Home
A Away
N Neutral

[illegible]

Bowling Green

B
o
w
l
i
n
g
G
r
e
e
n

Non-Div I Games:

Bowling Green

■ Loss, ■ Non-Conf, S Site, H Home A Away N Neutral

Average RPI Win: 179		WON-LOST RECORD	WINNING PCT. RANK	LAST 10 GAMES	STRENGTH OF SCHEDULE	OPP. STRENGTH OF SCHEDULE	TEAM RPI	ADJ. RPI	CONF. RPI	ADJ CONF. RPI
Average RPI Loss: 132										
DIV. I ONLY		9- 19	254	5- 5	159	124	231	231	14	14
DIV. I NON-CONF.		2- 7	265	0- 0	182	121	248	247	10	10
TOTALS		RPI 1-25	RPI 26-50	W-L RECORDS	RPI 51-100	RPI 150+				
9- 19		0- 0	0- 4	OVERALL	0- 2	8- 9				
6- 6		0- 0	0- 2	HOME	0- 1	5- 3				
3- 11		0- 0	0- 1	AWAY	0- 1	3- 6				
0- 2		0- 0	0- 1	NEUTRAL	0- 0	0- 0				
2- 7		0- 0	0- 2	NON-CONFERENCE	0- 0	2- 3				
1- 2		0- 0	0- 1	HOME	0- 0	1- 1				
1- 4		0- 0	0- 0	AWAY	0- 0	1- 2				
0- 1		0- 0	0- 1	NEUTRAL	0- 0	0- 0				
7- 12		0- 0	0- 2	CONFERENCE	0- 2	6- 6				
5- 4		0- 0	0- 1	HOME	0- 1	4- 2				
2- 7		0- 0	0- 1	AWAY	0- 1	2- 4				
0- 1		0- 0	0- 0	NEUTRAL	0- 0	0- 0				
RPI 1-25		RPI 26-50		RPI 51-100		RPI 101+		Team's RPI: 231		
RPI S	Opponent	Score	RPI S	Opponent	Score	RPI S	Opponent	Score		
32	N Miami (Fla.)	52 70	52	A Creighton	59 64	101	A Illinois	50 78		
44	A Southwest Mo. St.	45 65	52	H Creighton	64 68	115	A Western Ill.	58 70		
44	H Southwest Mo. St.	60 93				119	A Drake	46 59		
47	H Missouri	58 77				119	H Drake	69 58		
						119	N Drake	57 60		
						155	A Indiana St.	55 76		
						155	H Indiana St.	97 83		
						162	A Illinois St.	78 79		
						162	H Illinois St.	87 71		
						169	H Butler	54 68		
						171	A Wichita St.	61 77		
						171	H Wichita St.	67 51		
						174	A Northern Iowa	53 52		
						174	H Northern Iowa	76 70		
						176	H Northern Ill.	53 48		
						186	A St. Mary's (Cal.)	64 57		
						188	A St. Louis	55 62		
						195	A Evansville	66 69		
						195	H Evansville	65 81		
						260	A Loyola (Ill.)	71 87		
						291	A Southern Ill.	86 51		
						291	H Southern Ill.	75 78		
LAST 10 Division I GAMES:			LAST 10 Division I GAMES:							
119 N Drake 57 60			52 H Creighton 64 68							
155 H Indiana St. 97 83			119 H Drake 69 58							
162 H Illinois St. 87 71			174 H Northern Iowa 76 70							
195 A Evansville 66 69			44 A Southwest Mo. St. 45 65							
291 A Southern Ill. 86 51			171 A Wichita St. 61 77							

Bradley

Bradley

Bradley

■ Loss, ■ Non-Conf, S Site, H Home A Away N Neutral

Average RPI Win:		244	WON-LOST RECORD		WINNING PCT. RANK	LAST 10 GAMES		STRENGTH OF SCHEDULE	OPP. STRENGTH OF SCHEDULE	TEAM RPI	ADJ. RPI	CONF. RPI	ADJ CONF. RPI
Average RPI Loss:		78											
DIV. I ONLY		15- 14	145		4- 6		156	159	152	153	11	11	
DIV. I NON-CONF.		10- 4	54		0- 0		194	242	97	98	15	15	

TOTALS		RPI 1-25	RPI 26-50		W-L RECORDS		RPI 51-100		RPI 150+				
15- 14		0- 1	0- 3		OVERALL		1- 8		13- 2				
5- 6		0- 1	0- 1		HOME		1- 3		4- 1				
9- 6		0- 0	0- 2		AWAY		0- 3		8- 1				
1- 2		0- 0	0- 0		NEUTRAL		0- 2		1- 0				
10- 4		0- 1	0- 1		NON-CONFERENCE		1- 1		8- 1				
2- 2		0- 1	0- 0		HOME		1- 0		1- 1				
7- 1		0- 0	0- 1		AWAY		0- 0		6- 0				
1- 1		0- 0	0- 0		NEUTRAL		0- 1		1- 0				
5- 10		0- 0	0- 2		CONFERENCE		0- 7		5- 1				
3- 4		0- 0	0- 1		HOME		0- 3		3- 0				
2- 5		0- 0	0- 1		AWAY		0- 3		2- 1				
0- 1		0- 0	0- 0		NEUTRAL		0- 1		0- 0				

RPI 1-25		RPI 26-50		RPI 51-100		Team's RPI: 153							
RPI S	Opponent	Score	RPI S	Opponent	Score	RPI S	Opponent	Score	RPI S	Opponent	Score		
18	H TCU	74 79	38	A Ari zona	69 83	53	A UNLV	64 77	130	A Weber St.	68 51		
			39	A Utah	62 73	53	H UNLV	59 67	187	H Southern Utah	70 72		
			39	H Utah	62 66	53	N UNLV	57 60	199	A Wyomi ng	50 57		
						71	N Cl emson	56 62	199	H Wyomi ng	67 50		
						73	A New Mexi co	59 60	212	H San Francisco	59 54		
						73	H New Mexi co	52 58	216	A Montana St.	67 55		
						94	H Idaho St.	56 54	222	A Northern Ari z.	58 52		
						95	A Col orado St.	52 54	253	A Santa Clara	75 63		
						95	H Col orado St.	64 72	277	N Mt. St. Mary's	70 47		
									278	A San Diego St.	82 50		
									278	H San Diego St.	56 45		
									281	A Cal St. Fullerton	72 51		
									295	A Portland St.	82 60		
									307	A Nevada	63 53		
									310	A Ai r Force	75 60		
									310	H Ai r Force	78 59		

LAST 10 Division I GAMES:													
			53	N UNLV	57 60	310	A Ai r Force	75 60					
			53	H UNLV	59 67	95	H Col orado St.	64 72					
			278	H San Di ego St.	56 45	199	H Wyomi ng	67 50					
			39	A Utah	62 73	278	A San Di ego St.	82 50					
			73	A New Mexi co	59 60	53	A UNLV	64 77					

Brown				Through Games Of 2004 Final						
Average RPI Win:	212	WON-LOST RECORD	WINNING PCT. RANK	LAST 10 GAMES	STRENGTH OF SCHEDULE	OPP. STRENGTH OF SCHEDULE	TEAM RPI	ADJ. RPI	CONF. RPI	ADJ CONF. RPI
DIV. I ONLY	16- 11	103	7- 3	210	208	153	158	19	18	
DIV. I NON-CONF.	7- 6	133	0- 0	192	247	161	166	17	17	
<hr/>										
TOTALS	RPI 1-25	RPI 26-50	W-L RECORDS	RPI 51-100	RPI 150+					
16- 11	0- 1	0- 0	OVERALL	0- 1	14- 6					
10- 4	0- 1	0- 0	HOME	0- 0	9- 1					
5- 5	0- 0	0- 0	AWAY	0- 0	4- 4					
1- 2	0- 0	0- 0	NEUTRAL	0- 1	1- 1					
7- 6	0- 1	0- 0	NON-CONFERENCE	0- 1	7- 3					
4- 3	0- 1	0- 0	HOME	0- 0	4- 1					
2- 1	0- 0	0- 0	AWAY	0- 0	2- 1					
1- 2	0- 0	0- 0	NEUTRAL	0- 1	1- 1					
9- 5	0- 0	0- 0	CONFERENCE	0- 0	7- 3					
6- 1	0- 0	0- 0	HOME	0- 0	5- 0					
3- 4	0- 0	0- 0	AWAY	0- 0	2- 3					
0- 0	0- 0	0- 0	NEUTRAL	0- 0	0- 0					
<hr/>										
RPI 1-25		RPI 26-50		RPI 51-100		RPI 101+		Team's RPI : 158		
RPI S	Opponent	Score	RPI S	Opponent	Score	RPI S	Opponent	Score		
16	H Boston Col lege	45 73				87	N Del aware	47 60	108	A Pennsylvani a 63 73
									108	H Pennsylvani a 85 75
									120	H Rhode Isl and 59 64
									147	A Harvard 95 70
									147	H Harvard 64 70
									151	A UAB 50 57
									152	H Sacred Heart 75 62
									180	H Ameri can 61 52
									181	A Col umbi a 66 68
									181	H Col umbi a 76 66
									184	A Dartmouth 59 74
									184	H Dartmouth 78 68
									194	A Lehi gh 78 73
									209	H New Hampshi re 77 62
									226	H Fai rlei gh Di cki nson 69 52
									245	A Pri nceton 53 66
									245	H Pri nceton 59 39
									251	A Cornel l 69 56
									251	H Cornel l 68 51
									254	A Navy 65 59
									256	H Ill . -Chi cago 71 76
									266	A Yal e 75 72
									266	H Yal e 75 58
									267	N Massachusetts 52 55
									278	N San Di ego St. 57 49
			LAST 10 Div		si on I GAMES:					
			251	H Cornel l	68 51	108	H Pennsylvani a	85 75		
			181	H Col umbi a	76 66	184	H Dartmouth	78 68		
			147	A Harvard	95 70	147	H Harvard	64 70		
			184	A Dartmouth	59 74	181	A Col umbi a	66 68		
			245	H Pri nceton	59 39	251	A Cornel l	69 56		

B
r
o
w
n

B
r
o
w
n

Non-Div l Games:

Brown

■ Loss, ■ Non-Conf, S Site, H Home A Away N Neutral

Average RPI Win: 231		WON-LOST RECORD		WINNING PCT. RANK		LAST 10 GAMES		STRENGTH OF SCHEDULE		OPP. STRENGTH OF SCHEDULE		TEAM RPI		ADJ. RPI		CONF. RPI		ADJ CONF. RPI	
DIV. I ONLY		6- 21		294		2- 8		118		151		252		247		12		12	
DIV. I NON-CONF.		2- 8		271		0- 0		135		186		241		240		13		13	
TOTALS		RPI 1-25		RPI 26-50		W-L RECORDS		RPI 51-100		RPI 150+									
6- 21		0- 1		0- 1		OVERALL		0- 6		5- 7									
4- 9		0- 0		0- 0		HOME		0- 3		3- 4									
2- 12		0- 1		0- 1		AWAY		0- 3		2- 3									
0- 0		0- 0		0- 0		NEUTRAL		0- 0		0- 0									
2- 8		0- 1		0- 1		NON-CONFERENCE		0- 0		2- 2									
1- 4		0- 0		0- 0		HOME		0- 0		1- 2									
1- 4		0- 1		0- 1		AWAY		0- 0		1- 0									
0- 0		0- 0		0- 0		NEUTRAL		0- 0		0- 0									
4- 13		0- 0		0- 0		CONFERENCE		0- 6		3- 5									
3- 5		0- 0		0- 0		HOME		0- 3		2- 2									
1- 8		0- 0		0- 0		AWAY		0- 3		1- 3									
0- 0		0- 0		0- 0		NEUTRAL		0- 0		0- 0									
RPI S		RPI 1-25		RPI S		RPI 26-50		RPI S		RPI 51-100		RPI S		RPI 101+		Team's RPI: 247			
Opponent		Score		Opponent		Score		Opponent		Score		Opponent		Score					
22	A Col orado	47	98	28	A Auburn	32	82	68	H Eastern Mi ch.	62	80	106	A Bowl ing Green	63	64				
								70	A Mi ami (Ohi o)	71	98	109	H Cani si us	57	79				
								70	H Mi ami (Ohi o)	64	94	113	A Marshal l	45	69				
								72	A Kent St.	53	80	113	H Marshal l	79	60				
								72	H Kent St.	66	85	123	H Oakl and	55	64				
								78	A Western Mi ch.	53	78	135	A Ni agara	75	87				
												141	A Col gate	65	69				
												157	H Tol edo	65	61				
												165	A Bal l St.	49	73				
												166	H St. John' s (N. Y.)	47	57				
												176	A Northern Ill.	47	66				
												202	A Ohi o	65	85				
												202	H Ohi o	56	62				
												208	H Hol y Cross	59	71				
												251	A Cornel l	64	60				
												273	H Central Mi ch.	57	52				
												289	A Akron	61	54				
												289	H Akron	59	71				
												303	H Youngstown St.	68	58				
LAST 10 Di v				sion I GAMES:															
113	A Marshal l	45	69	68	H Eastern Mi ch.	62	80												
202	H Ohi o	56	62	289	H Akron	59	71												
70	A Mi ami (Ohi o)	71	98	72	H Kent St.	66	85												
72	A Kent St.	53	80	202	A Ohi o	65	85												
289	A Akron	61	54	157	H Tol edo	65	61												

Non-Div I Games:

Buffalo

Through Games of 2007 Final																			
Average RPI Win: 235		WON-LOST RECORD		WINNING PCT. RANK		LAST 10 GAMES		STRENGTH OF SCHEDULE		OPP. STRENGTH OF SCHEDULE		TEAM RPI		ADJ. RPI		CONF. RPI		ADJ. CONF. RPI	
Average RPI Loss: 118																			
DIV. I ONLY		14- 15		166		6- 4		162		207		173		169		21		21	
DIV. I NON-CONF.		4- 7		217		0- 0		105		140		174		170		21		21	
TOTALS		RPI 1-25		RPI 26-50		W-L RECORDS		RPI 51-100				RPI 150+							
14- 15		0- 0		1- 1		OVERALL		0- 5				12- 3							
7- 3		0- 0		0- 0		HOME		0- 1				6- 1							
6- 10		0- 0		0- 1		AWAY		0- 4				6- 2							
1- 2		0- 0		1- 0		NEUTRAL		0- 0				0- 0							
4- 7		0- 0		1- 1		NON-CONFERENCE		0- 2				3- 1							
1- 1		0- 0		0- 0		HOME		0- 0				1- 1							
2- 4		0- 0		0- 1		AWAY		0- 2				2- 0							
1- 2		0- 0		1- 0		NEUTRAL		0- 0				0- 0							
10- 8		0- 0		0- 0		CONFERENCE		0- 3				9- 2							
6- 2		0- 0		0- 0		HOME		0- 1				5- 0							
4- 6		0- 0		0- 0		AWAY		0- 2				4- 2							
0- 0		0- 0		0- 0		NEUTRAL		0- 0				0- 0							
RPI 1-25		Score		RPI 26-50		Score		RPI 51-100		Score		RPI 101+		Team's RPI: 169		Score			
RPI S Opponent				RPI S Opponent				RPI S Opponent				RPI S Opponent							
33 N Chattanooga		79 73		68 A Eastern Mi ch.		47 79		102 A Val parai so		67 74									
40 A Iowa		60 83		70 A Mi ami (Ohi o)		60 65		103 N Gonzaga		59 65									
				81 A Wi s. -Green Bay		45 57		118 N Wi sconsi n		46 61									
				81 A Wi s. -Green Bay		54 65		125 A Detroit t		49 55									
				81 H Wi s. -Green Bay		53 69		125 H Detroit t		60 66									
								128 A Wi s. -Mi l waukee		59 64									
								128 H Wi s. -Mi l waukee		67 61									
								162 H I l l i n o i s St.		69 83									
								195 H Evansvill e		89 68									
								230 A Cl evel and St.		61 80									
								230 A Cl evel and St.		69 59									
								230 H Cl evel and St.		70 63									
								231 A Bradl ey		68 54									
								256 A I l l . -Chi cago		67 50									
								256 H I l l . -Chi cago		89 81									
								260 A Loyol a (I l l .)		85 88									
								260 H Loyol a (I l l .)		76 65									
								271 A I U P U I		63 48									
								297 A Wri ght St.		50 43									
								297 H Wri ght St.		69 64									
								303 A Youngstown St.		55 45									
								303 H Youngstown St.		79 45									

Non-Div l Games:

Butler er

Loss, Non-Conf, S Site, H Home A Away N Neutral

Average RPI Win: 285		WON-LOST	WINNING	LAST 10	STRENGTH OF	OPP. STRENGTH	TEAM	ADJ.	CONF.	ADJ CONF.
Average RPI Loss: 154		RECORD	PCT. RANK	GAMES	SCHEDULE	OF SCHEDULE	RPI	RPI	RPI	RPI
DIV. I ONLY		13- 14	173	5- 5	301	271	239	237	27	27
DIV. I NON-CONF.		3- 5	212	0- 0	276	209	245	246	27	26

TOTALS	RPI 1-25	RPI 26-50	W-L RECORDS	RPI 51-100	RPI 150+
13- 14	0- 0	0- 2	OVERALL	0- 3	13- 6
10- 2	0- 0	0- 1	HOME	0- 0	10- 0
3- 11	0- 0	0- 1	AWAY	0- 3	3- 5
0- 1	0- 0	0- 0	NEUTRAL	0- 0	0- 1
3- 5	0- 0	0- 0	NON-CONFERENCE	0- 3	3- 1
3- 0	0- 0	0- 0	HOME	0- 0	3- 0
0- 5	0- 0	0- 0	AWAY	0- 3	0- 1
0- 0	0- 0	0- 0	NEUTRAL	0- 0	0- 0
10- 9	0- 0	0- 2	CONFERENCE	0- 0	10- 5
7- 2	0- 0	0- 1	HOME	0- 0	7- 0
3- 6	0- 0	0- 1	AWAY	0- 0	3- 4
0- 1	0- 0	0- 0	NEUTRAL	0- 0	0- 1

RPI S	RPI 1-25 Opponent	Score
37 A	UC Santa Barb.	45 69
37 H	UC Santa Barb.	42 64
LAST 10 Division I Games:		
238 N	Long Beach St.	55 58
309 A	UC Irvine	78 71
238 A	Long Beach St.	64 56
281 H	Cal St. Fullerton	89 63
299 H	UC Riverside	83 76

RPI S	RPI 26-50 Opponent	Score
53 A	UNLV	57 83
54 A	Loyola Marymount	66 67
80 A	Arkansas St.	60 89
Division I Games:		
198 A	Pacific	69 78
304 A	Cal St. Northridge	46 67
37 H	UC Santa Barb.	42 64
112 H	IDaho	59 70
308 H	Utah St.	69 44

RPI S	RPI 51-100 Opponent	Score
112 A	IDaho	53 84
112 H	IDaho	59 70
133 A	UTEP	62 80
198 A	Pacific	69 78
198 H	Pacific	75 63
212 A	San Francisco	62 64
238 A	Long Beach St.	64 56
238 H	Long Beach St.	68 64
238 N	Long Beach St.	55 58
281 A	Cal St. Fullerton	81 83
281 H	Cal St. Fullerton	89 63
295 H	Portland St.	75 63
299 A	UC Riverside	85 72
299 H	UC Riverside	83 76
304 A	Cal St. Northridge	46 67
304 H	Cal St. Northridge	74 64
308 A	Utah St.	73 76
308 H	Utah St.	69 44
309 A	UC Irvine	78 71
309 H	UC Irvine	60 56
310 H	Air Force	76 55
318 H	Sacramento St.	77 64

Non-Div	Games: UC Davis	71	58
---------	-----------------	----	----

Cal Pol y

Loss, Non-Conf, S Site, H Home A Away N Neutral

Average RPI Win: 276										WON-LOST RECORD										WINNING PCT. RANK										LAST 10 GAMES										STRENGTH OF SCHEDULE										OPP. STRENGTH OF SCHEDULE										TEAM RPI										ADJ. RPI										CONF. RPI										ADJ CONF. RPI									
DIV. I ONLY										9- 20										263										4- 6										243										291										277										281										27										27									
DIV. I NON-CONF.										0- 9										304										0- 0										134										249										294										295										27										26									
TOTALS										RPI 1-25										RPI 26-50										W-L RECORDS										RPI 51-100										RPI 150+																																																	
9- 20										0- 0										0- 2										OVERALL										0- 3										8- 14																																																	
4- 11										0- 0										0- 1										HOME										0- 2										4- 7																																																	
4- 7										0- 0										0- 1										AWAY										0- 1										3- 5																																																	
1- 2										0- 0										0- 0										NEUTRAL										0- 0										1- 2																																																	
0- 9										0- 0										0- 0										NON-CONFERENCE										0- 3										0- 6																																																	
0- 6										0- 0										0- 0										HOME										0- 2										0- 4																																																	
0- 2										0- 0										0- 0										AWAY										0- 1										0- 1																																																	
0- 1										0- 0										0- 0										NEUTRAL										0- 0										0- 1																																																	
9- 11										0- 0										0- 2										CONFERENCE										0- 0										8- 8																																																	
4- 5										0- 0										0- 1										HOME										0- 0										4- 3																																																	
4- 5										0- 0										0- 1										AWAY										0- 0										3- 4																																																	
1- 1										0- 0										0- 0										NEUTRAL										0- 0										1- 1																																																	
RPI 1-25										RPI 26-50										RPI 51-100										RPI 101+										Team's RPI: 281																																																											
RPI S Opponent Score										RPI S Opponent Score										RPI S Opponent Score										RPI S Opponent Score										RPI S Opponent Score																																																											
37 A UC Santa Barb.										38 75										53 H UNLV										59 71										112 A Idaho										68 65																																																	
37 H UC Santa Barb.										48 67										73 A New Mexico										52 59										112 H Idaho										69 78																																																	
																				94 H Idaho St.										58 74										153 H Brigham Young										51 72																																																	
																																								163 A Kansas										46 90																																																	
																																								173 N Alabama St.										63 65																																																	
																																								190 H Fresno St.										53 71																																																	
																																								198 A Paci fi c										64 75																																																	
																																								198 H Paci fi c										70 80																																																	
																																								198 N Paci fi c										59 78																																																	
																																								228 H Fordham										43 81																																																	
																																								237 A Cal Poly										63 89																																																	
																																								237 H Cal Poly										83 81																																																	
																																								238 A Long Beach St.										43 74																																																	
																																								238 H Long Beach St.										65 77																																																	
																																								278 H San Diego St.										50 73																																																	
																																								299 A UC Ri versi de										63 67																																																	
																																								299 H UC Ri versi de										68 56																																																	
																																								299 N UC Ri versi de										71 56																																																	
																																								304 A Cal St. Northri dge										66 65																																																	
																																								304 H Cal St. Northri dge										73 65																																																	
																																								308 A Utah St.										69 68																																																	
																																								308 H Utah St.										71 59																																																	
																																								309 A UC Irvine										59 50																																																	
																																								309 H UC Irvine										57 69																																																	
										LAST 10 Division I GAMES:																																																																																									
										198 N Paci fi c										59 78										237 A Cal Poly										63 89																																																											
										299 N UC Ri versi de										71 56										308 H Utah St.										71 59																																																											
										304 H Cal St. Northri dge										73 65										112 H Idaho										69 78																																																											
										198 H Paci fi c										70 80										238 A Long Beach St.										43 74																																																											
										37 A UC Santa Barb.										38 75										309 A UC Irvine										59 50																																																											

Calst. Fullerton

Calst. Fullerton

Non-Div I Games:

Cal St. Fullerton

Loss, Non-Conf, S Site, H Home A Away N Neutral

Average RPI Win: 260
Average RPI Loss: 201

WON-LOST
RECORD

WINNING
PCT. RANK

LAST 10
GAMES

STRENGTH OF
SCHEDULE

OPP. STRENGTH
OF SCHEDULE

TEAM
RPI

ADJ.
RPI

CONF.
RPI

ADJ CONF.
RPI

DIV. I ONLY

6- 20

289

3- 7

290

286

303

304

27

27

DIV. I NON-CONF.

1- 7

287

0- 0

264

258

304

304

27

26

TOTALS

RPI 1-25

RPI 26-50

W-L RECORDS

RPI 51-100

RPI 150+

6- 20

0- 0

0- 3

OVERALL

0- 0

6- 15

4- 11

0- 0

0- 2

HOME

0- 0

4- 8

2- 9

0- 0

0- 1

AWAY

0- 0

2- 7

0- 0

0- 0

0- 0

NEUTRAL

0- 0

0- 0

1- 7

0- 0

0- 1

NON-CONFERENCE

0- 0

1- 6

1- 5

0- 0

0- 1

HOME

0- 0

1- 4

0- 2

0- 0

0- 0

AWAY

0- 0

0- 2

0- 0

0- 0

0- 0

NEUTRAL

0- 0

0- 0

5- 13

0- 0

0- 2

CONFERENCE

0- 0

5- 9

3- 6

0- 0

0- 1

HOME

0- 0

3- 4

2- 7

0- 0

0- 1

AWAY

0- 0

2- 5

0- 0

0- 0

0- 0

NEUTRAL

0- 0

0- 0

RPI 1-25

RPI 26-50

RPI 51-100

RPI 101+







Team's RPI: 304









































RPI S Opponent Score

RPI S Opponent Score


















RPI S Opponent Score

RPI S Opponent Score

37  UC Santa Barb. 48  64
37  UC Santa Barb. 71  72
50  UCLA 66  74

112  Idaho 49  58
112  Idaho 57  71
167  Denver 75  87
186  St. Mary's (Cal.) 45  51
197  San Jose St. 54  71
198  Paci fi c 73  82
198  Paci fi c 64 61
199  Wyoming 53  72
222  Northern Ariz. 55  68
237  Cal Poly 64  74
237  Cal Poly 67 46
238  Long Beach St. 66 52
238  Long Beach St. 53  57
246  New Orleans 63  65
278  San Diego St. 71 52
281  Cal St. Fullerton 65  73
281  Cal St. Fullerton 65  66
299  UC Riverside 75 66
299  UC Riverside 64  66
308  Utah St. 71  76
308  Utah St. 63  69
309  UC Irvine 48  63
309  UC Irvine 56 50

LAST 10 Division I GAMES:





281  Cal St. Fullerton 65  73
299  UC Riverside 75 66
198  Paci fi c 64 61
37  UC Santa Barb. 48  64
237  Cal Poly 67 46
112  Idaho 49  58
308  Utah St. 71  76
309  UC Irvine 48  63
238  Long Beach St. 53  57
198  Paci fi c 73  82

Cal St. Northridge

Cal St. Northridge

Non-Div I Games:

Cal St. Northridge

 Loss,  Non-Conf, S Site,  Home  Away N Neutral

Average RPI Win: 278
Average RPI Loss: 210

Average RPI Win:		278	WON-LOST RECORD		WINNING PCT. RANK	LAST 10 GAMES		STRENGTH OF SCHEDULE		OPP. STRENGTH OF SCHEDULE		TEAM RPI	ADJ. RPI	CONF. RPI	ADJ CONF. RPI
Average RPI Loss:		210													
DIV. I ONLY		9- 18	250		3- 7		302		315		292	294	29	29	
DIV. I NON-CONF.		2- 5	249		0- 0		287		309		288	288	32	32	
TOTALS		RPI 1-25	RPI 26-50		W-L RECORDS		RPI 51-100		RPI 150+						
9- 18		0- 0	0- 0		OVERALL		0- 0		9- 15						
5- 8		0- 0	0- 0		HOME		0- 0		5- 7						
4- 10		0- 0	0- 0		AWAY		0- 0		4- 8						
0- 0		0- 0	0- 0		NEUTRAL		0- 0		0- 0						
2- 5		0- 0	0- 0		NON-CONFERENCE		0- 0		2- 4						
1- 2		0- 0	0- 0		HOME		0- 0		1- 2						
1- 3		0- 0	0- 0		AWAY		0- 0		1- 2						
0- 0		0- 0	0- 0		NEUTRAL		0- 0		0- 0						
7- 13		0- 0	0- 0		CONFERENCE		0- 0		7- 11						
4- 6		0- 0	0- 0		HOME		0- 0		4- 5						
3- 7		0- 0	0- 0		AWAY		0- 0		3- 6						
0- 0		0- 0	0- 0		NEUTRAL		0- 0		0- 0						
RPI 1-25		Score	RPI 26-50		Score	RPI 51-100		Score	RPI 101+		Team's RPI : 294	Score			
RPI S	Opponent		RPI S	Opponent		RPI S	Opponent		RPI S	Opponent					
									116	A	Li pscomb	57	71		
									116	H	Li pscomb	53	74		
									131	A	Va. Commonweal th	36	73		
									172	A	Georgi a St.	76	85		
									172	H	Georgi a St.	53	71		
									182	A	UCF	63	68		
									182	H	UCF	46	50		
									211	A	Bel mont	62	60		
									211	H	Bel mont	74	59		
									218	H	Western Caro.	43	56		
									221	A	Hi gh Point	44	60		
									234	A	Radford	56	66		
									236	A	Stetson	55	58		
									236	H	Stetson	76	64		
									243	A	Fl a. Atlanti c	61	64		
									243	H	Fl a. Atlanti c	78	80		
									259	A	Mercer	57	60		
									259	H	Mercer	57	58		
									264	H	Coastal Caro.	43	66		
									265	A	Troy St.	66	72		
									265	H	Troy St.	43	50		
									272	A	UNC Greensboro	61	56		
									302	H	N. C. A&T	54	52		
									312	A	Gardner-Webb	58	57		
									312	H	Gardner-Webb	59	50		
									323	A	Jacksonville	64	63		
									323	H	Jacksonville	71	49		
			LAST 10 Div		si on I GAMES:										
			172	H	Georgi a St.	53	71	116	H	Li pscomb	53	74			
			259	H	Mercer	57	58	211	H	Bel mont	74	59			
			265	A	Troy St.	66	72	236	A	Stetson	55	58			
			243	A	Fl a. Atlanti c	61	64	323	A	Jacksonville	64	63			
			182	A	UCF	63	68	312	H	Gardner-Webb	59	50			

Campbel I

Loss, Non-Conf, S Site, H Home A Away N Neutral

Average RPI Win: 190		WON-LOST RECORD		WINNING PCT. RANK		LAST 10 GAMES		STRENGTH OF SCHEDULE		OPP. STRENGTH OF SCHEDULE		TEAM RPI		ADJ. RPI		CONF. RPI		ADJ CONF. RPI			
Average RPI Loss: 157																					
DIV. I ONLY		19- 11		78		7- 3		181		186		110		109		17		17			
DIV. I NON-CONF.		5- 4		119		0- 0		190		158		138		137		18		18			
TOTALS		RPI 1-25		RPI 26-50		W-L RECORDS		RPI 51-100				RPI 150+									
19- 11		0- 0		0- 0		OVERALL		2- 3				12- 4									
8- 2		0- 0		0- 0		HOME		1- 0				5- 1									
8- 7		0- 0		0- 0		AWAY		1- 2				6- 3									
3- 2		0- 0		0- 0		NEUTRAL		0- 1				1- 0									
5- 4		0- 0		0- 0		NON-CONFERENCE		1- 1				2- 1									
1- 0		0- 0		0- 0		HOME		0- 0				0- 0									
3- 3		0- 0		0- 0		AWAY		1- 1				2- 1									
1- 1		0- 0		0- 0		NEUTRAL		0- 0				0- 0									
14- 7		0- 0		0- 0		CONFERENCE		1- 2				10- 3									
7- 2		0- 0		0- 0		HOME		1- 0				5- 1									
5- 4		0- 0		0- 0		AWAY		0- 1				4- 2									
2- 1		0- 0		0- 0		NEUTRAL		0- 1				1- 0									
RPI 1-25		RPI 26-50		RPI 51-100		RPI 101+		Team's RPI : 109													
RPI S	Opponent	Score	RPI S	Opponent	Score	RPI S	Opponent	Score	RPI S	Opponent	Score	RPI S	Opponent	Score	RPI S	Opponent	Score	RPI S	Opponent	Score	
						76	A St. Francis (Pa.)	84 79	107	A Si ena	56 58										
						90	A Mari st	57 78	107	H Si ena	60 56										
						90	H Mari st	64 51	107	N Si ena	81 72										
						90	N Mari st	74 76	117	N Hofstra	78 74										
						97	A South Fla.	57 78	126	A Cal i forn i a	45 65										
									135	A Ni agara	79 68										
									135	H Ni agara	70 73										
									141	H Col gate	63 47										
									142	N North Texas	79 81										
									193	A St. Peter's	82 64										
									193	H St. Peter's	70 61										
									204	A Loyol a (Md.)	76 88										
									204	H Loyol a (Md.)	73 54										
									204	N Loyol a (Md.)	72 70										
									212	A San Franci sco	51 84										
									225	A Manhattan	54 50										
									225	H Manhattan	65 61										
									236	A Stetson	70 59										
									242	A Fai rfi el d	92 82										
									242	H Fai rfi el d	82 90										
									247	A Buffal o	79 57										
									281	A lona	80 95										
									281	H lona	94 62										
									292	A Ri der	84 79										
									292	H Ri der	82 56										
		LAST 10 Div		si on I GAMES:																	
						90	N Mari st	74 76	292	H Ri der	82 56										
						107	N Si ena	81 72	281	A lona	80 95										
						204	N Loyol a (Md.)	72 70	242	A Fai rfi el d	92 82										
						135	A Ni agara	79 68	135	H Ni agara	70 73										
						204	H Loyol a (Md.)	73 54	90	H Mari st	64 51										

Non-Div l Games:

Cani si us

Centenary (La.)

Through Games Of 2004 Final

Average RPI Win: 247		WON-LOST RECORD	WINNING PCT. RANK	LAST 10 GAMES	STRENGTH OF SCHEDULE	OPP. STRENGTH OF SCHEDULE	TEAM RPI	ADJ. RPI	CONF. RPI	ADJ CONF. RPI
DIV. I ONLY	3- 23	309	1- 9	115	259	297	295	18	19	
DIV. I NON-CONF.	1- 9	300	0- 0	66	310	250	253	19	19	
<hr/>										
TOTALS	RPI 1-25	RPI 26-50	W-L RECORDS	RPI 51-100	RPI 150+					
3- 23	0- 0	0- 0	OVERALL	0- 4	3- 11					
3- 9	0- 0	0- 0	HOME	0- 1	3- 4					
0- 13	0- 0	0- 0	AWAY	0- 2	0- 7					
0- 1	0- 0	0- 0	NEUTRAL	0- 1	0- 0					
1- 9	0- 0	0- 0	NON-CONFERENCE	0- 4	1- 5					
1- 3	0- 0	0- 0	HOME	0- 1	1- 2					
0- 5	0- 0	0- 0	AWAY	0- 2	0- 3					
0- 1	0- 0	0- 0	NEUTRAL	0- 1	0- 0					
2- 14	0- 0	0- 0	CONFERENCE	0- 0	2- 6					
2- 6	0- 0	0- 0	HOME	0- 0	2- 2					
0- 8	0- 0	0- 0	AWAY	0- 0	0- 4					
0- 0	0- 0	0- 0	NEUTRAL	0- 0	0- 0					
<hr/>										
RPI 1-25		RPI 26-50		RPI 51-100		RPI 101+		Team's RPI: 295		
RPI S	Opponent	Score	RPI S	Opponent	Score	RPI S	Opponent	Score		
					53 A UNLV	41	77	102 A Val parai so	49	66
					75 N Austin Peay	60	72	102 H Val parai so	38	76
					81 A Wi s. -Green Bay	48	97	115 A Western Ill.	38	62
					98 H Northwestern St.	70	76	115 H Western Ill.	52	74
								123 A Oakl and	60	75
								123 H Oakl and	53	68
								139 A UMKC	46	70
								139 H UMKC	69	83
								164 A Oral Roberts	67	68
								164 H Oral Roberts	50	81
								175 H Southern Mi ss.	54	74
								187 A Southern Utah	59	75
								187 H Southern Utah	75	62
								191 A La. -Monroe	63	92
								227 H La. -Lafayette	60	74
								233 A Ark. -Li ttle Rock	60	74
								257 H Bi rmi ngham-So.	72	69
								268 A McNeese St.	69	80
								271 A IUPUI	51	73
								271 H IUPUI	60	66
								298 A Chi cago St.	72	74
								298 H Chi cago St.	70	63
<hr/>										
LAST 10 Div sion I GAMES:										
					164 H Oral Roberts	50	81	187 H Southern Utah	75	62
					298 A Chi cago St.	72	74	115 H Western Ill.	52	74
					139 H UMKC	69	83	102 H Val parai so	38	76
					271 A IUPUI	51	73	271 H IUPUI	60	66
					123 A Oakl and	60	75	115 A Western Ill.	38	62

Non-Di v I Games: LeTourneau 110 64

Centenary (La.)

Loss, Non-Conf, S Site, H Home A Away N Neutral

Average RPI Win:		280	WON-LOST RECORD		303	LAST 10 GAMES		1- 9	STRENGTH OF SCHEDULE		247	OPP. STRENGTH OF SCHEDULE		304	TEAM RPI		311	ADJ. RPI		311	CONF. RPI		26	ADJ CONF. RPI		26
Average RPI Loss:		196	WON-LOST RECORD		265	LAST 10 GAMES		0- 0	STRENGTH OF SCHEDULE		254	OPP. STRENGTH OF SCHEDULE		299	TEAM RPI		286	ADJ. RPI		285	CONF. RPI		29	ADJ CONF. RPI		29
TOTALS		RPI 1-25	RPI 26-50		W-L RECORDS		RPI 51-100		RPI 150+																	
4- 23		0- 0	0- 0		OVERALL		0- 3		4- 16																	
2- 9		0- 0	0- 0		HOME		0- 2		2- 5																	
1- 12		0- 0	0- 0		AWAY		0- 1		1- 9																	
1- 2		0- 0	0- 0		NEUTRAL		0- 0		1- 2																	
2- 7		0- 0	0- 0		NON-CONFERENCE		0- 1		2- 4																	
0- 2		0- 0	0- 0		HOME		0- 1		0- 0																	
1- 3		0- 0	0- 0		AWAY		0- 0		1- 2																	
1- 2		0- 0	0- 0		NEUTRAL		0- 0		1- 2																	
2- 16		0- 0	0- 0		CONFERENCE		0- 2		2- 12																	
2- 7		0- 0	0- 0		HOME		0- 1		2- 5																	
0- 9		0- 0	0- 0		AWAY		0- 1		0- 7																	
0- 0		0- 0	0- 0		NEUTRAL		0- 0		0- 0																	
RPI 1-25		RPI 26-50		RPI 51-100		RPI 101+		Team's RPI : 311																		
RPI S	Opponent	Score	RPI S	Opponent	Score	RPI S	Opponent	Score	RPI S	Opponent	Score															
						76	A St. Francis (Pa.)	60 64	143	A Qui nni pi ac	62 70															
						76	H St. Francis (Pa.)	56 71	143	H Qui nni pi ac	61 82															
						96	H Boston U.	49 79	147	H Harvard	47 94															
									150	A Hartford	43 55															
									152	A Sacred Heart	51 89															
									152	H Sacred Heart	50 65															
									196	A Vermont	44 65															
									202	N Ohi o	56 76															
									206	A Monmouth	53 59															
									206	H Monmouth	49 57															
									215	A Pi ttsburgh	59 75															
									226	A Fai rlei gh Di cki nson	48 90															
									226	H Fai rlei gh Di cki nson	43 65															
									236	A Stetson	52 49															
									239	A Long Isl and	43 61															
									244	A Wagner	43 45															
									244	H Wagner	67 63															
									259	N Mercer	56 68															
									277	A Mt. St. Mary' s	64 72															
									277	H Mt. St. Mary' s	51 66															
									287	H St. Francis (N. Y.)	46 65															
									320	A Robert Morris	54 73															
									320	H Robert Morris	60 53															
									321	N Lamar	73 61															
		LAST 10 Div		sion I GAMES:																						
			76	A St. Francis (Pa.)	60 64	76	H St. Francis (Pa.)	56 71																		
			320	A Robert Morris	54 73	320	H Robert Morris	60 53																		
			287	H St. Francis (N. Y.)	46 65	206	H Monmouth	49 57																		
			152	H Sacred Heart	50 65	226	A Fai rlei gh Di cki nson	48 90																		
			143	A Qui nni pi ac	62 70	152	A Sacred Heart	51 89																		

Central Conn. St.

Central Conn. St.

Non-Div l Games:

Central Conn. St.

Loss, Non-Conf, S Site, H Home A Away N Neutral

Average RPI Win:		231	WON-LOST RECORD		303	WINNING PCT. RANK		1- 9	STRENGTH OF SCHEDULE		103	OPP. STRENGTH OF SCHEDULE		195	TEAM RPI		278	ADJ. RPI		273	CONF. RPI		12	ADJ CONF. RPI		12			
Average RPI Loss:		137	WON-LOST RECORD		3- 7	WINNING PCT. RANK		244	LAST 10 GAMES		0- 0	STRENGTH OF SCHEDULE		152	OPP. STRENGTH OF SCHEDULE		306	TEAM RPI		232	ADJ. RPI		229	CONF. RPI		13	ADJ CONF. RPI		13
TOTALS		RPI 1-25	RPI 26-50		W-L RECORDS		RPI 51-100		RPI 150+																				
4- 23		0- 0	0- 0		OVERALL		0- 7		3- 8																				
1- 10		0- 0	0- 0		HOME		0- 3		0- 3																				
2- 13		0- 0	0- 0		AWAY		0- 4		2- 5																				
1- 0		0- 0	0- 0		NEUTRAL		0- 0		1- 0																				
3- 7		0- 0	0- 0		NON-CONFERENCE		0- 1		2- 2																				
1- 2		0- 0	0- 0		HOME		0- 0		0- 0																				
1- 5		0- 0	0- 0		AWAY		0- 1		1- 2																				
1- 0		0- 0	0- 0		NEUTRAL		0- 0		1- 0																				
1- 16		0- 0	0- 0		CONFERENCE		0- 6		1- 6																				
0- 8		0- 0	0- 0		HOME		0- 3		0- 3																				
1- 8		0- 0	0- 0		AWAY		0- 3		1- 3																				
0- 0		0- 0	0- 0		NEUTRAL		0- 0		0- 0																				
RPI 1-25		RPI 26-50		RPI 51-100		RPI 101+		Team's RPI : 273																					
RPI S	Opponent	Score	RPI S	Opponent	Score	RPI S	Opponent	Score	RPI S	Opponent	Score																		
						68	A Eastern Mi ch.	50	87	102	H Val parai so	46	66																
						68	H Eastern Mi ch.	68	89	106	A Bowl ing Green	60	68																
						70	H Mi ami (Ohi o)	77	81	106	A Bowl ing Green	54	66																
						72	A Kent St.	45	65	106	H Bowl ing Green	51	69																
						78	A Western Mi ch.	55	67	113	H Marshal l	56	73																
						78	H Western Mi ch.	59	72	123	A Oakl and	57	69																
						100	A Xavi er	35	72	125	H Detroi t	45	63																
										134	A Tex. A&M-Corp. Chri s	49	66																
										141	H Col gate	69	64																
										157	H Tol edo	53	60																
										165	A Ball St.	65	72																
										176	A Northern Ill.	51	60																
										176	H Northern Ill.	59	74																
										202	H Ohi o	48	53																
										210	N East Tenn. St.	52	49																
										247	A Buffal o	52	57																
										271	A IUPUI	61	71																
										285	A Tex. -Pan Ameri can	56	40																
										289	A Akron	70	65																
										297	A Wri ght St.	61	62																
LAST 10 Div						sion I GAMES:																							
						106	A Bowl ing Green	54	66	289	A Akron	70	65																
						68	H Eastern Mi ch.	68	89	106	H Bowl ing Green	51	69																
						176	A Northern Ill.	51	60	72	A Kent St.	45	65																
						78	A Western Mi ch.	55	67	202	H Ohi o	48	53																
						70	H Mi ami (Ohi o)	77	81	165	A Ball St.	65	72																

Central Mich.

Non-Div | Games: Concordia (Mich. 111 36

Loss, Non-Conf, S Site, H Home A Away N Neutral

Average RPI Win:		275		WON-LOST RECORD		WINNING PCT. RANK		LAST 10 GAMES		STRENGTH OF SCHEDULE		OPP. STRENGTH OF SCHEDULE		TEAM RPI		ADJ. RPI		CONF. RPI		ADJ CONF. RPI			
Average RPI Loss:		189																					
DIV. I ONLY		9- 17		247		4- 5		253		307		271		275		25		25					
DIV. I NON-CONF.		2- 9		274		0- 0		299		289		310		309		30		30					
TOTALS		RPI 1-25		RPI 26-50		W-L RECORDS		RPI 51-100		RPI 150+													
9- 17		0- 0		0- 0		OVERALL		0- 3		9- 12													
5- 6		0- 0		0- 0		HOME		0- 1		5- 4													
4- 9		0- 0		0- 0		AWAY		0- 2		4- 6													
0- 2		0- 0		0- 0		NEUTRAL		0- 0		0- 2													
2- 9		0- 0		0- 0		NON-CONFERENCE		0- 1		2- 6													
1- 2		0- 0		0- 0		HOME		0- 0		1- 1													
1- 5		0- 0		0- 0		AWAY		0- 1		1- 3													
0- 2		0- 0		0- 0		NEUTRAL		0- 0		0- 2													
7- 8		0- 0		0- 0		CONFERENCE		0- 2		7- 6													
4- 4		0- 0		0- 0		HOME		0- 1		4- 3													
3- 4		0- 0		0- 0		AWAY		0- 1		3- 3													
0- 0		0- 0		0- 0		NEUTRAL		0- 0		0- 0													
RPI 1-25		RPI 26-50		RPI 51-100		RPI 101+ Team's RPI : 275																	
RPI S	Opponent	Score	RPI S	Opponent	Score	RPI S	Opponent	Score	RPI S	Opponent	Score	RPI S	Opponent	Score	RPI S	Opponent	Score	RPI S	Opponent	Score	RPI S	Opponent	Score
						69	A Li berty	42 70	129	H UNC Wi lmi ngton	57 73												
						69	H Li berty	44 82	141	A Col gate	60 83												
						89	A Ci nci nnati	60 105	177	A Al bany (N. Y.)	63 86												
									178	N Fl ori da A&M	57 72												
									200	N Wi ll i am & Mary	52 77												
									213	A UNC Asheville	44 67												
									213	H UNC Asheville	81 67												
									221	A Hi gh Poi nt	57 72												
									221	H Hi gh Poi nt	68 79												
									234	A Radford	55 77												
									234	H Radford	57 52												
									234	H Radford	57 58												
									236	A Stetson	68 78												
									240	H Morehead St.	53 62												
									257	A Bi rmi ngham-So.	59 52												
									257	H Bi rmi ngham-So.	66 63												
									264	A Coastal Caro.	77 69												
									264	H Coastal Caro.	52 56												
									302	A N. C. A&T	44 82												
									305	A Col . of Charle ston	83 81												
									313	A Wi nthrop	73 56												
									313	H Wi nthrop	70 69												
									323	H Jacksonville	80 61												
LAST 10 Div si on I GAMES:																							
						234	H Radford	57 58	221	H Hi gh Poi nt	68 79												
						264	A Coastal Caro.	77 69	69	A Li berty	42 70												
						213	A UNC Asheville	44 67	234	A Radford	55 77												
						257	H Bi rmi ngham-So.	66 63	257	A Bi rmi ngham-So.	59 52												
						313	A Wi nthrop	73 56	213	H UNC Asheville	81 67												

C
h
a
r
l
e
s
t
o
n
s
o
.

Charlestone.

Charleston So.

78 41

Southern Va.

e76 66

Non-Div | Games: North Greenville 76 66

Average RPI Win: 147		WON-LOST	WINNING	LAST 10	STRENGTH OF	OPP. STRENGTH	TEAM	ADJ.	CONF.	ADJ CONF.	
Average RPI Loss: 72		RECORD	PCT. RANK	GAMES	SCHEDULE	OF SCHEDULE	RPI	RPI	RPI	RPI	
DIV. I ONLY		17- 14	134	4- 6	85	75	85	84	7	7	
DIV. I NON-CONF.		8- 7	145	1- 1	175	117	132	130	7	7	
TOTALS		RPI 1-25	RPI 26-50	W-L RECORDS	RPI 51-100	RPI 150+					
17- 14		0- 4	2- 2	OVERALL	2- 4	8- 1					
10- 3		0- 2	2- 0	HOME	1- 0	4- 0					
4- 10		0- 2	0- 2	AWAY	1- 3	2- 1					
3- 1		0- 0	0- 0	NEUTRAL	0- 1	2- 0					
8- 7		0- 1	0- 0	NON-CONFERENCE	1- 3	5- 1					
5- 1		0- 0	0- 0	HOME	0- 0	3- 0					
1- 5		0- 1	0- 0	AWAY	1- 2	0- 1					
2- 1		0- 0	0- 0	NEUTRAL	0- 1	2- 0					
9- 7		0- 3	2- 2	CONFERENCE	1- 1	3- 0					
5- 2		0- 2	2- 0	HOME	1- 0	1- 0					
3- 5		0- 1	0- 2	AWAY	0- 1	2- 0					
1- 0		0- 0	0- 0	NEUTRAL	0- 0	0- 0					
RPI 1-25		RPI 26-50		RPI 51-100		Team's RPI: 84		RPI 101+			
RPI S	Opponent	Score	RPI S	Opponent	Score	RPI S	Opponent	Score	RPI S	Opponent	Score
8 H	Houston	58 62	31 H	DePaul	74 70	71 A	Clemson	78 71	111 A	Seton Hall I	67 77
18 A	TCU	73 89	34 H	Marquette	59 56	78 A	Western Mi ch.	83 85	114 H	South Carol ina	67 84
18 H	TCU	91 100	46 A	Loui sville	84 86	79 A	Mi chi gan	65 72	121 A	East Caro.	55 80
23 A	Ol d Domi ni on	61 75	48 A	Memphi s	67 74	85 N	George Mason	52 70	121 H	East Caro.	78 48
						89 A	Ci nci nnati	56 80	121 N	East Caro.	74 61
						97 H	South Fla.	72 64	129 H	UNC Wi lmi ngton	53 48
									131 H	Va. Commonweal th	81 72
									144 A	Tul ane	72 61
									151 H	UAB	84 75
									170 A	James Madi son	64 71
									171 H	Wi chi ta St.	83 68
									175 A	Southern Mi ss.	59 57
									179 H	Davi dson	77 70
									184 N	Dartmouth	75 59
									188 A	St. Loui s	77 74
									274 N	Stony Brook	88 77
									298 H	Chi cago St.	90 71
LAST 10 Division I GAMES:											
78 A	Western Mi ch.	83 85	89 A	Ci nci nnati	56 80						
71 A	Clemson	78 71	46 A	Loui sville	84 86						
18 A	TCU	73 89	18 H	TCU	91 100						
121 N	East Caro.	74 61	8 H	Houston	58 62						
121 H	East Caro.	78 48	188 A	St. Loui s	77 74						

Charlotte

Non-Div I Games:

Charlotte

Loss,
Non-Conf, S Site,
H Home
A Away
N Neutral

Chattanooga

Average RPI Win:

202

Average RPI Loss:

60

WON-LOST
RECORDWINNING
PCT. RANKLAST 10
GAMESSTRENGTH OF
SCHEDULEOPP. STRENGTH
OF SCHEDULETEAM
RPIADJ.
RPICONF.
RPIADJ CONF.
RPI

DIV. I ONLY

29- 3

1

9- 1

146

177

33

33

22

22

DIV. I NON-CONF.

6- 3

64

1- 1

34

11

34

32

25

25

TOTALS

RPI 1-25

RPI 26-50

W-L RECORDS

RPI 51-100

RPI 150+

29- 3

1- 2

2- 0

OVERALL

0- 0

25- 1

14- 1

1- 1

2- 0

HOME

0- 0

11- 0

11- 1

0- 1

0- 0

AWAY

0- 0

11- 0

4- 1

0- 0

0- 0

NEUTRAL

0- 0

3- 1

6- 3

1- 2

2- 0

NON-CONFERENCE

0- 0

2- 1

4- 1

1- 1

2- 0

HOME

0- 0

1- 0

1- 1

0- 1

0- 0

AWAY

0- 0

1- 0

1- 1

0- 0

0- 0

NEUTRAL

0- 0

0- 1

23- 0

0- 0

0- 0

CONFERENCE

0- 0

23- 0

10- 0

0- 0

0- 0

HOME

0- 0

10- 0

10- 0

0- 0

0- 0

AWAY

0- 0

10- 0

3- 0

0- 0

0- 0

NEUTRAL



0- 0



3- 0


RPI 1-25

RPI S Opponent

Score

1  Tennessee 52 

10  Vanderbilt 44 


24  Rutgers 74 69


RPI 26-50

Team's RPI: 33

RPI S Opponent

Score

46  Louisville 68 65


49  Mississippi 79 77


RPI 51-100


RPI S Opponent

Score


127 N Hampton 88 57


151  UAB 84 71


161  Elon 58 42


161  Elon 84 58


161 N Elon 67 37


168  Furman 70 65


168  Furman 65 58


169 N Butler 73 


179  Davidson 79 68

179  Davidson 77 50


210  East Tenn. St. 95 62


210  East Tenn. St. 72 54

214  Ga. Southern 81 64


214  Ga. Southern 70 32


214 N Ga. Southern 73 50


218  Western Caro. 76 53


218  Western Caro. 65 46


218 N Western Caro. 86 68


221  High Point 66 53


272  UNC Greensboro 70 54


272  UNC Greensboro 68 57


284  Appalachian St. 67 60

284  Appalachian St. 71 64



305  Col. of Charleston 71 43


305  Col. of Charleston 86 49

317  Wofford 77 49

317  Wofford 74 56

LAST 10 Division I GAMES:


10  Vanderbilt 44 


24  Rutgers 74 69


218 N Western Caro. 86 68


161 N Elon 67 37


214 N Ga. Southern 73 50

305  Col. of Charleston 86 49

272  UNC Greensboro 70 54

161  Elon 58 42

284  Appalachian St. 71 64





317  Wofford 74 56

Chattanooga

Chattanooga

Non-Div I Games:

Chattanooga

 Loss,  Non-Conf, S Site,  Home  Away N Neutral

Average RPI Win: 136		WON-LOST RECORD	WINNING PCT. RANK	LAST 10 GAMES	STRENGTH OF SCHEDULE	OPP. STRENGTH OF SCHEDULE	TEAM RPI	ADJ. RPI	CONF. RPI	ADJ CONF. RPI	
DIV. I ONLY		17- 11	92	2- 8	93	34	71	71	4	4	
DIV. I NON-CONF.		10- 1	7	0- 1	217	122	48	48	3	4	
TOTALS		RPI 1-25	RPI 26-50	W-L RECORDS	RPI 51-100	RPI 150+					
17- 11		1- 2	0- 4	OVERALL	6- 5	7- 0					
9- 5		1- 1	0- 2	HOME	4- 2	2- 0					
7- 5		0- 1	0- 2	AWAY	2- 2	4- 0					
1- 1		0- 0	0- 0	NEUTRAL	0- 1	1- 0					
10- 1		1- 0	0- 0	NON-CONFERENCE	1- 1	7- 0					
5- 1		1- 0	0- 0	HOME	1- 1	2- 0					
4- 0		0- 0	0- 0	AWAY	0- 0	4- 0					
1- 0		0- 0	0- 0	NEUTRAL	0- 0	1- 0					
7- 10		0- 2	0- 4	CONFERENCE	5- 4	0- 0					
4- 4		0- 1	0- 2	HOME	3- 1	0- 0					
3- 5		0- 1	0- 2	AWAY	2- 2	0- 0					
0- 1		0- 0	0- 0	NEUTRAL	0- 1	0- 0					
RPI 1-25		RPI 26-50		RPI 51-100		Team's RPI: 71		RPI 101+			
RPI S	Opponent	Score	RPI S	Opponent	Score	RPI S	Opponent	Score	RPI S	Opponent	Score
2	A Duke	45 102	27	A North Carolina	47 72	55	A North Carolina	55 76	104	A Wake Forest	72 55
2	H Duke	60 78	27	H North Carolina	41 72		St.		104	H Wake Forest	71 68
24	H Rutgers	69 64	43	A Maryl and	55 68	55	H North Carolina	77 64	114	H South Carolina	103 99
			43	H Maryl and	69 80		St.		153	N Brigham Young	62 56
						55	N North Carolina	43 45	168	A Furman	74 66
							St.		210	H East Tenn. St.	82 45
						64	A Florida St.	50 65	215	A Pittsburgh	62 47
						64	H Florida St.	61 68	218	A Western Caro.	80 71
						67	H Western Ky.	87 75	264	H Coastal Caro.	84 65
						74	A Virginia	58 55	303	A Youngstown St.	79 75
						74	H Virginia	60 56			
						83	A Georgia Tech	75 61			
						83	H Georgia Tech	59 47			
						84	H Charlotte	71 78			
LAST 10 Division I GAMES:											
84	H Charlotte	71 78	83	H Georgia Tech	59 47						
55	N North Carolina St.	43 45	55	A North Carolina St.	55 76						
43	H Maryl and	69 80	64	A Florida St.	50 65						
2	A Duke	45 102	27	H North Carolina	41 72						
104	A Wake Forest	72 55	2	H Duke	60 78						

Non-Div I Games: Alas. Anchorage 58 61

Clemson

Cleveland State

Cleveland State					Through Games Of 2004 Final						
Average RPI Win: 226		WON-LOST	WINNING	LAST 10	STRENGTH OF	OPP. STRENGTH	TEAM	ADJ.	CONF.	ADJ CONF.	
Average RPI Loss: 163		RECORD	PCT. RANK	GAMES	SCHEDULE	OF SCHEDULE	RPI	RPI	RPI	RPI	
DIV. I ONLY		12- 16	203	3- 7	228	242	230	230	21	21	
DIV. I NON-CONF.		3- 8	254	0- 0	212	255	255	251	21	21	

TOTALS		RPI 1-25	RPI 26-50	W-L RECORDS		RPI 51-100	RPI 150+				
12- 16		0- 0	1- 0	OVERALL		0- 3	9- 7				
8- 6		0- 0	1- 0	HOME		0- 2	5- 3				
4- 9		0- 0	0- 0	AWAY		0- 1	4- 3				
0- 1		0- 0	0- 0	NEUTRAL		0- 0	0- 1				
3- 8		0- 0	1- 0	NON-CONFERENCE		0- 1	1- 4				
2- 3		0- 0	1- 0	HOME		0- 1	0- 2				
1- 4		0- 0	0- 0	AWAY		0- 0	1- 1				
0- 1		0- 0	0- 0	NEUTRAL		0- 0	0- 1				
9- 8		0- 0	0- 0	CONFERENCE		0- 2	8- 3				
6- 3		0- 0	0- 0	HOME		0- 1	5- 1				
3- 5		0- 0	0- 0	AWAY		0- 1	3- 2				
0- 0		0- 0	0- 0	NEUTRAL		0- 0	0- 0				

RPI 1-25		RPI 26-50		RPI 51-100		RPI 101+ Team's RPI: 230					
RPI S	Opponent	Score	RPI S	Opponent	Score	RPI S	Opponent	Score	RPI S	Opponent	
46	H Louisville	79 68	62	H Iowa St.	51 73	106	A Bowling Green	67 82	115	H Western Ill.	
			81	A Wis. -Green Bay	46 62	121	A East Caro.	55 65	125	A Detroit	
			81	H Wis. -Green Bay	56 66	125	H Detroit	54 58	128	A Wis. -Milwaukee	
						128	H Wis. -Milwaukee	59 57	135	A Niagara	
						169	A Butler	63 70	169	H Butler	
						169	H Butler	80 61	169	H Butler	
						202	H Ohio	59 68	229	N Eastern Wash.	
						256	A Ill. -Chicago	77 62	256	H Ill. -Chicago	
						260	A Loyola (Ill.)	64 54	260	H Loyola (Ill.)	
						289	A Akron	49 60	290	H IPFW	
						297	A Wright St.	56 68	297	H Wright St.	
						303	A Youngstown St.	56 51	303	H Youngstown St.	
						320	A Robert Morris	74 55			

LAST 10 Division I GAMES:											
169	H Butler	59 69	128	A Wis. -Milwaukee	51 52						
297	A Wright St.	56 68	260	A Loyola (Ill.)	64 54						
169	A Butler	63 70	169	H Butler	80 61						
125	H Detroit	54 58	303	A Youngstown St.	56 51						
81	H Wis. -Green Bay	56 66	81	A Wis. -Green Bay	46 62						

Cleveland State

Average RPI Win:		264	WON-LOST RECORD		210	LAST 10 GAMES		5- 5	STRENGTH OF SCHEDULE		294	OPP. STRENGTH OF SCHEDULE		303	TEAM RPI		259	ADJ. RPI		264	CONF. RPI		25	ADJ CONF. RPI		25
Average RPI Loss:		203	WON-LOST RECORD		210	LAST 10 GAMES		5- 5	STRENGTH OF SCHEDULE		294	OPP. STRENGTH OF SCHEDULE		303	TEAM RPI		259	ADJ. RPI		264	CONF. RPI		25	ADJ CONF. RPI		25
DIV. I ONLY		11- 15	WON-LOST RECORD		210	LAST 10 GAMES		5- 5	STRENGTH OF SCHEDULE		294	OPP. STRENGTH OF SCHEDULE		303	TEAM RPI		259	ADJ. RPI		264	CONF. RPI		25	ADJ CONF. RPI		25
DIV. I NON-CONF.		4- 6	WON-LOST RECORD		200	LAST 10 GAMES		0- 0	STRENGTH OF SCHEDULE		315	OPP. STRENGTH OF SCHEDULE		291	TEAM RPI		285	ADJ. RPI		286	CONF. RPI		30	ADJ CONF. RPI		30
TOTALS		RPI 1-25	RPI 26-50		W-L RECORDS		RPI 51-100		RPI 150+																	
11- 15		0- 0	0- 0		OVERALL		0- 3		11- 10																	
6- 5		0- 0	0- 0		HOME		0- 1		6- 4																	
4- 9		0- 0	0- 0		AWAY		0- 2		4- 5																	
1- 1		0- 0	0- 0		NEUTRAL		0- 0		1- 1																	
4- 6		0- 0	0- 0		NON-CONFERENCE		0- 1		4- 3																	
1- 2		0- 0	0- 0		HOME		0- 0		1- 2																	
2- 3		0- 0	0- 0		AWAY		0- 1		2- 0																	
1- 1		0- 0	0- 0		NEUTRAL		0- 0		1- 1																	
7- 9		0- 0	0- 0		CONFERENCE		0- 2		7- 7																	
5- 3		0- 0	0- 0		HOME		0- 1		5- 2																	
2- 6		0- 0	0- 0		AWAY		0- 1		2- 5																	
0- 0		0- 0	0- 0		NEUTRAL		0- 0		0- 0																	
RPI 1-25		RPI 26-50		RPI 51-100		Team's RPI: 264																				
RPI S	Opponent	Score	RPI S	Opponent	Score	RPI S	Opponent	Score	RPI S	Opponent	Score															
						69	A Liberty	58 75	121	A East Caro.	54 81															
						69	H Liberty	58 69	129	A UNC Wi l mington	33 47															
						71	A Clemson	65 84	213	A UNC Asheville	41 68															
									213	H UNC Asheville	68 54															
									221	A Hi gh Point	59 67															
									221	A Hi gh Point	68 62															
									221	H Hi gh Point	72 65															
									227	N La. -Lafayette	56 62															
									234	A Radford	55 72															
									234	H Radford	73 59															
									257	A Bi rmi ngham-So.	44 50															
									257	H Bi rmi ngham-So.	67 43															
									257	H Bi rmi ngham-So.	49 55															
									272	N UNC Greensboro	66 65															
									275	A Charleston So.	56 52															
									275	H Charleston So.	69 77															
									280	H South Carolina St.	52 62															
									284	A Appal achi an St.	83 80															
									294	A Campbel l	66 43															
									305	H Col . of Charleston	57 60															
									313	A Wi nthrop	60 66															
									313	H Wi nthrop	78 60															
									317	H Wofford	65 55															
LAST 10 Division I GAMES:																										
			257	H Bi rmi ngham-So.	49 55	221	H Hi gh Point	72 65																		
			221	A Hi gh Point	68 62	313	H Wi nthrop	78 60																		
			275	H Charleston So.	69 77	234	A Radford	55 72																		
			257	H Bi rmi ngham-So.	67 43	69	A Li berty	58 75																		
			213	A UNC Asheville	41 68	213	H UNC Asheville	68 54																		

Non-Div I Games: Coker 75 58 Anderson (S.C.) 76 48

Coastal Caro.

Average RPI Win: 275											
Average RPI Loss: 193											
WON-LOST RECORD		WINNING PCT. RANK		LAST 10 GAMES		STRENGTH OF SCHEDULE		OPP. STRENGTH OF SCHEDULE		TEAM RPI	
ADJ. RPI		CONF. RPI		ADJ. CONF. RPI							
DIV. I ONLY		7- 22		284		2- 8		304		253	
DIV. I NON-CONF.		2- 5		249		0- 0		319		264	
TOTALS		RPI 1-25		RPI 26-50		W-L RECORDS		RPI 51-100		RPI 150+	
7- 22		0- 0		0- 2		OVERALL		0- 0		7- 18	
3- 11		0- 0		0- 1		HOME		0- 0		3- 9	
3- 10		0- 0		0- 1		AWAY		0- 0		3- 8	
1- 1		0- 0		0- 0		NEUTRAL		0- 0		1- 1	
2- 5		0- 0		0- 0		NON-CONFERENCE		0- 0		2- 3	
0- 4		0- 0		0- 0		HOME		0- 0		0- 3	
2- 1		0- 0		0- 0		AWAY		0- 0		2- 0	
0- 0		0- 0		0- 0		NEUTRAL		0- 0		0- 0	
5- 17		0- 0		0- 2		CONFERENCE		0- 0		5- 15	
3- 7		0- 0		0- 1		HOME		0- 0		3- 6	
1- 9		0- 0		0- 1		AWAY		0- 0		1- 8	
1- 1		0- 0		0- 0		NEUTRAL		0- 0		1- 1	
RPI 1-25		RPI 26-50		RPI 51-100		RPI 101+		Team's RPI: 305			
RPI S	Opponent	Score	RPI S	Opponent	Score	RPI S	Opponent	Score	RPI S	Opponent	Score
33	A Chattanooga	49 86	33	H Chattanooga	43 71	114	H South Carolina	61 84	129	A UNC Wilmington	53 62
						161	A El on	72 97	161	H El on	86 68
						168	A Furman	37 69	168	H Furman	61 68
						168	N Furman	56 77	179	A Davi dson	51 65
						179	H Davi dson	49 65	210	A East Tenn. St.	51 81
						210	H East Tenn. St.	59 77	214	A Ga. Southern	57 66
						214	H Ga. Southern	56 61	218	A Western Caro.	58 74
						218	H Western Caro.	68 73	240	H Morehead St.	56 73
						264	A Coastal Caro.	60 57	272	A UNC Greensboro	63 78
						272	H UNC Greensboro	56 73	272	N UNC Greensboro	59 50
						275	H Charleston So.	81 83	280	H South Carolina St.	47 72
						284	A Appal achi an St.	69 88	284	H Appal achi an St.	75 59
						313	A W nthrop	71 57	317	A Wofford	70 64
						317	H Wofford	58 51			
LAST 10 Division I GAMES:											
168	N Furman	56 77	168	H Furman	61 68	313	A W nthrop	71 57	317	A Wofford	70 64
272	N UNC Greensboro	59 50	272	A UNC Greensboro	63 78	317	H Wofford	58 51			
33	A Chattanooga	49 86	161	A El on	72 97						
284	A Appal achi an St.	69 88	210	H East Tenn. St.	59 77						
317	H Wofford	58 51	218	A Western Caro.	58 74						

Col. of Charleston

Col. of Charleston

Non-Div I Games:

Col. of Charleston

■ Loss, ■ Non-Conf, S Site, H Home A Away N Neutral

Average RPI Win: 235		WON-LOST	WINNING	LAST 10	STRENGTH OF	OPP. STRENGTH	TEAM	ADJ.	CONF.	ADJ CONF.			
Average RPI Loss: 167		RECORD	PCT. RANK	GAMES	SCHEDULE	OF SCHEDULE	RPI	RPI	RPI	RPI			
DIV. I ONLY		21- 10	59	7- 3	268	214	138	141	23	24			
DIV. I NON-CONF.		8- 6	113	0- 1	235	179	166	167	22	22			
TOTALS		RPI 1-25	RPI 26-50	W-L RECORDS	RPI 51-100	RPI 150+							
21- 10		0- 1	0- 0	OVERALL	0- 1	21- 6							
12- 2		0- 0	0- 0	HOME	0- 0	12- 1							
7- 7		0- 0	0- 0	AWAY	0- 1	7- 5							
2- 1		0- 1	0- 0	NEUTRAL	0- 0	2- 0							
8- 6		0- 1	0- 0	NON-CONFERENCE	0- 1	8- 2							
5- 1		0- 0	0- 0	HOME	0- 0	5- 0							
3- 4		0- 0	0- 0	AWAY	0- 1	3- 2							
0- 1		0- 1	0- 0	NEUTRAL	0- 0	0- 0							
13- 4		0- 0	0- 0	CONFERENCE	0- 0	13- 4							
7- 1		0- 0	0- 0	HOME	0- 0	7- 1							
4- 3		0- 0	0- 0	AWAY	0- 0	4- 3							
2- 0		0- 0	0- 0	NEUTRAL	0- 0	2- 0							
RPI S		RPI 1-25	Score	RPI S	RPI 26-50	Score	RPI S	RPI 51-100	Score	RPI S	RPI 101+ Team's RPI: 141		
1 N		Tennessee	54 77				68 A	Eastern Mi ch.	55 56	109 A	Canis us	47 63	
										143 H	Qui nni pi ac	77 84	
										177 A	Al bany (N. Y.)	85 67	
										180 A	Ameri can	79 61	
										180 H	Ameri can	57 58	
										180 H	Ameri can	71 60	
										194 A	Lehi gh	73 62	
										194 H	Lehi gh	76 65	
										196 A	Vermont	75 85	
										208 A	Hol y Cross	63 75	
										208 H	Hol y Cross	90 80	
										209 A	New Hampshi re	74 64	
										219 A	Bucknel l	78 66	
										219 H	Bucknel l	75 66	
										219 N	Bucknel l	61 57	
										235 A	Army	76 79	
										235 H	Army	69 56	
										239 H	Long Isl and	83 68	
										244 A	Wagner	64 54	
										245 H	Pri nceton	87 57	
										247 H	Buffal o	69 65	
										251 H	Cornel l	77 63	
										254 A	Navy	53 68	
										254 H	Navy	80 57	
										273 A	Central Mi ch.	64 69	
										275 H	Charleston So.	83 60	
										315 A	Lafayette	80 74	
										315 H	Lafayette	65 41	
										315 N	Lafayette	73 57	
LAST 10 Division I GAMES:													
1 N		Tennessee	54 77	194 H		Lehi gh	76 65	273 A				Central Mi ch.	64 69
180 H		Ameri can	71 60	180 A		Ameri can	79 61	275 H				Charleston So.	83 60
219 N		Bucknel l	61 57	254 A		Navy	53 68	315 A				Lafayette	80 74
315 N		Lafayette	73 57	235 H		Army	69 56	315 H				Lafayette	65 41
219 H		Bucknel l	75 66	208 A		Hol y Cross	63 75	315 N				Lafayette	73 57

Non-Div I Games:

Colgate

Average RPI Win: 100				WON-LOST RECORD		WINNING PCT. RANK		LAST 10 GAMES		STRENGTH OF SCHEDULE		OPP. STRENGTH OF SCHEDULE		TEAM RPI		ADJ. RPI		CONF. RPI		ADJ CONF. RPI					
Average RPI Loss: 15																									
DIV. I ONLY				22- 8		40		4- 6		31		20		22		22		2		2					
DIV. I NON-CONF.				11- 2		20		0- 1		72		30		25		24		4		3					
TOTALS				RPI 1-25		RPI 26-50		W-L RECORDS		RPI 51-100						RPI 150+									
22- 8				3- 7		2- 1		OVERALL		8- 0						5- 0									
14- 2				2- 2		1- 0		HOME		4- 0						4- 0									
7- 5				1- 4		1- 1		AWAY		4- 0						1- 0									
1- 1				0- 1		0- 0		NEUTRAL		0- 0						0- 0									
11- 2				2- 1		0- 1		NON-CONFERENCE		4- 0						3- 0									
8- 0				2- 0		0- 0		HOME		2- 0						3- 0									
2- 2				0- 1		0- 1		AWAY		2- 0						0- 0									
1- 0				0- 0		0- 0		NEUTRAL		0- 0						0- 0									
11- 6				1- 6		2- 0		CONFERENCE		4- 0						2- 0									
6- 2				0- 2		1- 0		HOME		2- 0						1- 0									
5- 3				1- 3		1- 0		AWAY		2- 0						1- 0									
0- 1				0- 1		0- 0		NEUTRAL		0- 0						0- 0									
RPI 1-25				Team's RPI: 22		RPI 26-50		RPI 51-100		RPI 101+															
RPI	S	Opponent	Score	RPI	S	Opponent	Score	RPI	S	Opponent	Score	RPI	S	Opponent	Score										
6	H	Texas	45 51	37	A	UC Santa Barb.	49 76	56	H	Washing ton	78 64	105	H	Texas A&M	70 58										
9	A	Kansas St.	53 79	47	A	Mi ssouri	68 66	61	A	Southern	69 67	126	H	Cal i forni a	74 63										
9	H	Kansas St.	69 76	47	H	Mi ssouri	71 54			Cal i forni a		145	H	Ok l ahoma St.	72 57										
13	A	Texas Tech	51 60					62	A	Iowa St.	62 51	147	N	Harvard	85 81										
14	A	Ok l ahoma	58 78					62	H	Iowa St.	72 67	163	A	Kansas	59 49										
14	N	Ok l ahoma	56 63					65	A	Nebraska	63 60	163	H	Kansas	75 56										
17	A	Bayl or	69 59					65	H	Nebraska	78 63	192	H	Syracuse	80 45										
20	A	Mi nnesota	61 95					94	H	I daho St.	95 65	199	H	Wyomi ng	71 39										
23	H	Ol d Domi ni on	84 67					95	A	Col orado St.	81 74	247	H	Buffal o	98 47										
25	H	Notre Dame	67 63																						
				LAST 10 Div				si on I GAMES:																	
				37	A	UC Santa Barb.	49 76	145	H	Ok l ahoma St.	72 57														
				14	N	Ok l ahoma	56 63	14	A	Ok l ahoma	58 78														
				65	A	Nebraska	63 60	6	H	Texas	45 51														
				13	A	Texas Tech	51 60	62	H	Iowa St.	72 67														
				163	H	Kansas	75 56	9	A	Kansas St.	53 79														

Non-Di v I Games:

Colorado

Loss,
Non-Conf,
S Site,
H Home
A Away
N Neutral

Average RPI Win: 215		WON-LOST RECORD	WINNING PCT. RANK	LAST 10 GAMES	STRENGTH OF SCHEDULE	OPP. STRENGTH OF SCHEDULE	TEAM RPI	ADJ. RPI	CONF. RPI	ADJ CONF. RPI	
DIV. I ONLY	12- 14	188	5- 5	140	231	177	181	19	18		
DIV. I NON-CONF.	6- 6	147	0- 0	84	264	111	113	17	17		
TOTALS	RPI 1-25	RPI 26-50	W-L RECORDS	RPI 51-100	RPI 150+						
12- 14	0- 0	0- 2	OVERALL	0- 1	10- 7						
8- 3	0- 0	0- 0	HOME	0- 0	6- 2						
4- 10	0- 0	0- 2	AWAY	0- 1	4- 5						
0- 1	0- 0	0- 0	NEUTRAL	0- 0	0- 0						
6- 6	0- 0	0- 2	NON-CONFERENCE	0- 1	5- 2						
4- 0	0- 0	0- 0	HOME	0- 0	3- 0						
2- 5	0- 0	0- 2	AWAY	0- 1	2- 2						
0- 1	0- 0	0- 0	NEUTRAL	0- 0	0- 0						
6- 8	0- 0	0- 0	CONFERENCE	0- 0	5- 5						
4- 3	0- 0	0- 0	HOME	0- 0	3- 2						
2- 5	0- 0	0- 0	AWAY	0- 0	2- 3						
0- 0	0- 0	0- 0	NEUTRAL	0- 0	0- 0						
RPI S	RPI 1-25 Opponent	Score	RPI S	RPI 26-50 Opponent	Score	RPI S	RPI 51-100 Opponent	Score	RPI S	RPI 101+ Opponent	Team's RPI: 181 Score
26	A Villanova	40 70	59	A Maine	56 67	108	A Pennsylvani a	70 81			
34	A Marquette	42 76				108	H Pennsylvani a	74 69			
						117	H Hofstra	76 62			
						123	N Oakl and	59 64			
						147	A Harvard	44 85			
						147	H Harvard	58 70			
						152	A Sacred Heart	57 76			
						158	A Brown	66 76			
						158	H Brown	68 66			
						184	A Dartmouth	68 81			
						184	H Dartmouth	75 85			
						194	A Lehi gh	67 60			
						206	H Monmouth	84 77			
						235	A Army	48 73			
						239	H Long Isl and	66 62			
						245	A Pri nceton	60 56			
						245	H Pri nceton	48 45			
						251	A Cornel I	76 67			
						251	H Cornel I	50 61			
						260	H Loyol a (Ill .)	72 61			
						266	A Yal e	50 56			
						266	H Yal e	57 44			
						287	A St. Francis (N. Y.)	64 56			
LAST 10 Division I GAMES:											
266	A Yal e	50 56	147	A Harvard	44 85						
158	A Brown	66 76	245	A Pri nceton	60 56						
108	H Pennsylvani a	74 69	108	A Pennsylvani a	70 81						
245	H Pri nceton	48 45	158	H Brown	68 66						
184	A Dartmouth	68 81	266	H Yal e	57 44						

Non-Div I Games:

Columbia

■ Loss,
 ■ Non-Conf, S Site,
 ■ Home
 ■ Away
 N Neutral

Connecticut				Through Games Of 2004 Final																
Average RPI Win:		73	WON-LOST RECORD		WINNING PCT. RANK		LAST 10 GAMES		STRENGTH OF SCHEDULE		OPP. STRENGTH OF SCHEDULE		TEAM RPI		ADJ. RPI		CONF. RPI		ADJ CONF. RPI	
Average RPI Loss:		17																		
DIV. I ONLY			31- 4		3		8- 2		5		13		3		4		5		5	
DIV. I NON-CONF.			16- 1		1		6- 0		6		5		2		2		6		6	
TOTALS			RPI 1-25		RPI 26-50		W-L RECORDS		RPI 51-100				RPI 150+							
31- 4			8- 3		5- 1		OVERALL		10- 0				5- 0							
15- 2			2- 2		2- 0		HOME		6- 0				4- 0							
10- 2			3- 1		1- 1		AWAY		4- 0				1- 0							
6- 0			3- 0		2- 0		NEUTRAL		0- 0				0- 0							
16- 1			4- 1		2- 0		NON-CONFERENCE		7- 0				1- 0							
6- 1			0- 1		0- 0		HOME		4- 0				1- 0							
4- 0			1- 0		0- 0		AWAY		3- 0				0- 0							
6- 0			3- 0		2- 0		NEUTRAL		0- 0				0- 0							
15- 3			4- 2		3- 1		CONFERENCE		3- 0				4- 0							
9- 1			2- 1		2- 0		HOME		2- 0				3- 0							
6- 2			2- 1		1- 1		AWAY		1- 0				1- 0							
0- 0			0- 0		0- 0		NEUTRAL		0- 0				0- 0							
RPI 1-25			Team's RPI: 4		RPI 26-50			RPI 51-100			RPI 101+									
RPI	S	Opponent	Score		RPI	S	Opponent	Score		RPI	S	Opponent	Score		RPI	S	Opponent	Score		
1	A	Tennessee	81	67	26	A	Villanova	56	59	55	H	North Carolina St.	87	53	107	H	Siena	69	45	
1	N	Tennessee	70	61	28	N	Auburn	79	53						108	N	Pennsylvania	91	55	
2	H	Duke	67	68	29	A	Virginia Tech	68	50	57	H	Arizona St.	81	55	111	A	Seton Hall	71	63	
3	N	Penn St.	66	49	29	H	Virginia Tech	48	34	58	A	West Virginia	82	57	166	H	St. John's (N.Y.)	82	49	
16	A	Boston College	81	60	32	H	Miami (Fla.)	83	65	58	H	West Virginia	100	72	192	A	Syracuse	82	38	
16	H	Boston College	69	61	37	N	UC Santa Barb.	63	55	61	A	Southern Cal i forni a	72	69	208	H	Holy Cross	76	42	
16	H	Boston College	70	73											215	H	Pittsburgh	97	42	
20	N	Minnesota	67	58						64	H	Florida St.	81	53	223	H	Providence	79	38	
24	A	Rutgers	66	43						65	A	St. Joseph's	87	34						
24	H	Rutgers	72	47						78	H	Western Mich.	95	46						
25	A	Notre Dame	51	66						88	H	Georgetown	69	51						
										99	A	Pepperdi ne	84	53						
LAST 10 Division I GAMES:																				
					1	N	Tennessee	70	61	108	N	Pennsylvania	91	55						
					20	N	Minnesota	67	58	16	H	Boston College	70	73						
					3	N	Penn St.	66	49	29	H	Virginia Tech	48	34						
					37	N	UC Santa Barb.	63	55	58	H	West Virginia	100	72						
					28	N	Auburn	79	53	26	A	Villanova	56	59						

Non-Div I Games:

Connecticut

Loss,
Non-Conf, S Site,
H Home
A Away
N Neutral

Average RPI Win: 248		WON-LOST RECORD		WINNING PCT. RANK		LAST 10 GAMES		STRENGTH OF SCHEDULE		OPP. STRENGTH OF SCHEDULE		TEAM RPI		ADJ. RPI		CONF. RPI		ADJ CONF. RPI	
DIV. I ONLY		18- 11		83		7- 3		295		263		179		185		28		28	
DIV. I NON-CONF.		4- 5		180		0- 0		288		118		234		236		28		28	
TOTALS		RPI 1-25		RPI 26-50		W-L RECORDS		RPI 51-100		RPI 150+									
18- 11		0- 0		0- 1		OVERALL		0- 0		16- 6									
9- 2		0- 0		0- 0		HOME		0- 0		8- 2									
7- 7		0- 0		0- 1		AWAY		0- 0		6- 3									
2- 2		0- 0		0- 0		NEUTRAL		0- 0		2- 1									
4- 5		0- 0		0- 1		NON-CONFERENCE		0- 0		4- 2									
2- 0		0- 0		0- 0		HOME		0- 0		2- 0									
1- 4		0- 0		0- 1		AWAY		0- 0		1- 1									
1- 1		0- 0		0- 0		NEUTRAL		0- 0		1- 1									
14- 6		0- 0		0- 0		CONFERENCE		0- 0		12- 4									
7- 2		0- 0		0- 0		HOME		0- 0		6- 2									
6- 3		0- 0		0- 0		AWAY		0- 0		5- 2									
1- 1		0- 0		0- 0		NEUTRAL		0- 0		1- 0									
RPI 1-25		RPI 26-50		RPI 51-100		RPI 101+		Team's RPI: 185											
RPI S	Opponent	Score	RPI S	Opponent	Score	RPI S	Opponent	Score	RPI S	Opponent	Score								
			43	A Maryland	64 79				110	A La Salle	57 71								
									121	A East Caro.	59 68								
									127	A Hampton	61 60								
									127	N Hampton	58 76								
									140	A Delaware St.	60 64								
									140	H Delaware St.	60 47								
									178	A Florida A&M	48 65								
									178	H Florida A&M	79 73								
									193	H St. Peter's	59 56								
									207	H Drexel	66 44								
									215	A Pi ttsburgh	75 61								
									219	A Bucknell I	64 69								
									220	A Howard	57 59								
									220	H Howard	57 61								
									223	N Provi dence	61 69								
									241	A Bethune-Cookman	62 60								
									241	H Bethune-Cookman	51 69								
									241	N Bethune-Cookman	64 58								
									272	N UNC Greensboro	54 49								
									279	A Md. -East. Shore	63 55								
									279	H Md. -East. Shore	78 61								
									280	A South Carolina St.	58 42								
									280	H South Carolina St.	77 67								
									288	H Norfolk St.	64 48								
									302	A N. C. A&T	52 32								
									220	H Howard	57 61								
									140	H Delaware St.	60 47								
									241	A Bethune-Cookman	62 60								
									178	A Florida A&M	48 65								
LAST 10 Division I GAMES:																			
			127	N Hampton	58 76		302	A N. C. A&T	52 32		302	A N. C. A&T	52 32						
			241	N Bethune-Cookman	64 58		220	H Howard	57 61		302	H N. C. A&T	60 52						
			322	A Morgan St.	72 42		140	H Delaware St.	60 47		322	A Morgan St.	72 42						
			279	H Md. -East. Shore	78 61		241	A Bethune-Cookman	62 60		322	H Morgan St.	86 60						
			280	A South Carolina St.	58 42														

Non-Div I Games:

Coppin St.

■ Loss,
 ■ Non-Conf, S Site,
 ■ Home
 ■ Away
 N Neutral

TOTALS	RPI 1-25	RPI 26-50	W-L RECORDS	RPI 51-100	RPI 150+
9- 18	0- 0	0- 0	OVERALL	0- 2	8- 10
7- 5	0- 0	0- 0	HOME	0- 0	6- 4
2- 11	0- 0	0- 0	AWAY	0- 1	2- 5
0- 2	0- 0	0- 0	NEUTRAL	0- 1	0- 1
5- 8	0- 0	0- 0	NON-CONFERENCE	0- 2	5- 3
4- 1	0- 0	0- 0	HOME	0- 0	4- 1
1- 5	0- 0	0- 0	AWAY	0- 1	1- 1
0- 2	0- 0	0- 0	NEUTRAL	0- 1	0- 1
4- 10	0- 0	0- 0	CONFERENCE	0- 0	3- 7
3- 4	0- 0	0- 0	HOME	0- 0	2- 3
1- 6	0- 0	0- 0	AWAY	0- 0	1- 4
0- 0	0- 0	0- 0	NEUTRAL	0- 0	0- 0

[illegible]

Cornel I

Page 60

C
o
r
n
e
l
l

Average RPI Win: 154		WON-LOST RECORD	WINNING PCT. RANK	LAST 10 GAMES	STRENGTH OF SCHEDULE	OPP. STRENGTH OF SCHEDULE	TEAM RPI	ADJ. RPI	CONF. RPI	ADJ CONF. RPI
DIV. I ONLY		24- 9	44	8- 2	100	87	51	52	14	14
DIV. I NON-CONF.		9- 5	76	5- 0	47	18	41	41	10	10
TOTALS		RPI 1-25	RPI 26-50	W-L RECORDS	RPI 51-100	RPI 150+				
24- 9		0- 2	2- 3	OVERALL	5- 1	15- 2				
12- 1		0- 0	1- 1	HOME	3- 0	7- 0				
11- 6		0- 2	1- 1	AWAY	2- 1	7- 1				
1- 2		0- 0	0- 1	NEUTRAL	0- 0	1- 1				
9- 5		0- 2	2- 1	NON-CONFERENCE	5- 1	1- 1				
4- 0		0- 0	1- 0	HOME	3- 0	0- 0				
4- 4		0- 2	1- 0	AWAY	2- 1	0- 1				
1- 1		0- 0	0- 1	NEUTRAL	0- 0	1- 0				
15- 4		0- 0	0- 2	CONFERENCE	0- 0	14- 1				
8- 1		0- 0	0- 1	HOME	0- 0	7- 0				
7- 2		0- 0	0- 1	AWAY	0- 0	7- 0				
0- 1		0- 0	0- 0	NEUTRAL	0- 0	0- 1				

RPI 1-25		RPI 26-50		RPI 51-100		Team's RPI: 52		RPI 101+			
RPI	S Opponent	Score	RPI	S Opponent	Score	RPI	S Opponent	Score	RPI	S Opponent	Score
9	A Kansas St.	60 94	28	N Auburn	72 79	53	H UNLV	73 52	119	A Drake	51 55
20	A Mi nnesota	71 82	40	A Iowa	84 72	56	A Washi ngton	74 69	119	H Drake	68 48
			42	H Ri chmond	81 72	65	A Nebraska	62 70	139	A UMKC	74 61
			44	A Southwest Mo. St.	80 86	79	H Mi chi gan	82 66	155	A Indi ana St.	47 46
			44	H Southwest Mo. St.	65 71	86	H Oregon St.	74 64	155	H Indi ana St.	87 69
						95	A Col orado St.	79 68	156	A Northwestern	41 59
									162	A Illi noi s St.	75 72
									162	H Illi noi s St.	77 72
									171	A Wi chi ta St.	72 60
									171	H Wi chi ta St.	64 61
									174	A Northern Iowa	69 56
									174	H Northern Iowa	81 64
									174	N Northern Iowa	65 71
									195	A Evansville	64 63
									195	H Evansville	78 65
									217	N Stephen F. Austin	91 64
									231	A Bradl ey	68 64
									231	H Bradl ey	64 59
									291	A Southern III.	59 47
									291	H Southern III.	77 60

LAST 10 Division I GAMES:	
53	H UNLV 73 52
42	H Ri chmond 81 72
86	H Oregon St. 74 64
56	A Washi ngton 74 69
95	A Col orado St. 79 68
174	N Northern Iowa 65 71
291	H Southern III. 77 60
195	H Evansville 78 65
119	A Drake 51 55
231	A Bradl ey 68 64

Division I				Through Games of 2007-2008							
Average RPI Win: 237		WON-LOST RECORD	WINNING PCT. RANK	LAST 10 GAMES	STRENGTH OF SCHEDULE	OPP. STRENGTH OF SCHEDULE	TEAM RPI	ADJ. RPI	CONF. RPI	ADJ CONF. RPI	
DIV. I ONLY		16- 12	114	5- 5	263	205	181	179	22	22	
DIV. I NON-CONF.		3- 4	194	0- 0	234	62	206	203	25	25	
TOTALS		RPI 1-25	RPI 26-50	W-L RECORDS	RPI 51-100	RPI 150+					
16- 12		0- 1	0- 2	OVERALL	0- 2	14- 7					
8- 3		0- 0	0- 1	HOME	0- 0	8- 2					
6- 8		0- 1	0- 1	AWAY	0- 2	6- 4					
2- 1		0- 0	0- 0	NEUTRAL	0- 0	0- 1					
3- 4		0- 1	0- 0	NON-CONFERENCE	0- 2	1- 1					
1- 0		0- 0	0- 0	HOME	0- 0	1- 0					
0- 4		0- 1	0- 0	AWAY	0- 2	0- 1					
2- 0		0- 0	0- 0	NEUTRAL	0- 0	0- 0					
13- 8		0- 0	0- 2	CONFERENCE	0- 0	13- 6					
7- 3		0- 0	0- 1	HOME	0- 0	7- 2					
6- 4		0- 0	0- 1	AWAY	0- 0	6- 3					
0- 1		0- 0	0- 0	NEUTRAL	0- 0	0- 1					
RPI 1-25		RPI 26-50		RPI 51-100		RPI 101+		Team's RPI: 179			
RPI S	Opponent	Score	RPI S	Opponent	Score	RPI S	Opponent	Score			
21	A Mi chi gan St.	68 74	33	A Chattanooga	50 77	83	A Georgi a Tech	54 60	132	N Duquesne	70 59
			33	H Chattanooga	68 79	84	A Charl otte	70 77	146	N Fl ori da Int'l	62 55
									161	A El on	64 62
									161	H El on	53 55
									168	A Furman	88 87
									168	H Furman	57 46
									210	A East Tenn. St.	54 83
									210	H East Tenn. St.	74 59
									212	A San Franci sco	41 58
									214	A Ga. Southern	57 47
									214	H Ga. Southern	62 49
									218	A Western Caro.	70 75
									218	H Western Caro.	54 62
									218	N Western Caro.	58 66
									272	A UNC Greensboro	68 55
									272	H UNC Greensboro	59 45
									284	A Appal achi an St.	80 81
									284	H Appal achi an St.	69 50
									305	A Col . of Charleston	65 49
									305	H Col . of Charleston	65 51
									313	H Wi nthrop	72 57
									317	A Wofford	65 51
									317	H Wofford	79 61
LAST 10 Divi sion I GAMES:											
			218	N Western Caro.	58 66	33	A Chattanooga	50 77			
			168	A Furman	88 87	210	A East Tenn. St.	54 83			
			317	A Wofford	65 51	284	H Appal achi an St.	69 50			
			272	H UNC Greensboro	59 45	214	A Ga. Southern	57 47			
			161	H El on	53 55	218	A Western Caro.	70 75			

Non-Di v I Games:

Davidson

Loss,
Non-Conf, S Site,
H Home
A Away
N Neutral

Average RPI Win: 259
Average RPI Loss: 112

WON-LOST
RECORD

WINNING
PCT. RANK

LAST 10
GAMES

STRENGTH OF
SCHEDULE

OPP. STRENGTH
OF SCHEDULE

TEAM
RPI

ADJ.
RPI

CONF.
RPI

ADJ CONF.
RPI

DIV. I ONLY	3- 25	313	0- 10	136	94	288	283	8	8
DIV. I NON-CONF.	2- 9	274	0- 0	241	137	277	276	8	8

TOTALS	RPI 1-25	RPI 26-50	W-L RECORDS	RPI 51-100	RPI 150+
3- 25	0- 1	0- 6	OVERALL	0- 4	3- 6
2- 11	0- 0	0- 3	HOME	0- 3	2- 2
0- 10	0- 1	0- 3	AWAY	0- 1	0- 2
1- 4	0- 0	0- 0	NEUTRAL	0- 0	1- 2
2- 9	0- 1	0- 1	NON-CONFERENCE	0- 1	2- 4
1- 4	0- 0	0- 0	HOME	0- 1	1- 2
0- 2	0- 1	0- 1	AWAY	0- 0	0- 0
1- 3	0- 0	0- 0	NEUTRAL	0- 0	1- 2
1- 16	0- 0	0- 5	CONFERENCE	0- 3	1- 2
1- 7	0- 0	0- 3	HOME	0- 2	1- 0
0- 8	0- 0	0- 2	AWAY	0- 1	0- 2
0- 1	0- 0	0- 0	NEUTRAL	0- 0	0- 0

RPI S	RPI 1-25	Opponent	Score
25	A	Notre Dame	41 78

RPI S	RPI 26-50	Opponent	Score
34	A	Marquette	61 73
35	A	George Washington	62 80
35	H	George Washington	51 71
42	A	Richmond	44 67
42	H	Richmond	51 66
45	H	Temple	55 58

RPI S	RPI 51-100	Opponent	Score
65	H	St. Joseph's	59 68
89	H	Cincinnati	40 62
100	A	Xavier	50 62
100	H	Xavier	67 71

RPI S	RPI 101+	Team's RPI	Score
108	N	Pennsylvania	69 90
110	A	La Salle	63 81
110	H	La Salle	62 65
119	H	Drake	46 54
120	A	Rhode Island	43 48
120	N	Rhode Island	49 69
132	A	Duquesne	59 75
132	H	Duquesne	58 74
156	H	Northwestern	47 49
157	H	Toledo	65 73
166	N	St. John's (N.Y.)	61 73
201	A	St. Bonaventure	63 74
228	H	Fordham	70 67
252	N	Boise St.	73 71
267	A	Massachusetts	68 78
285	N	Tex. -Pan American	57 63
297	H	Wright St.	70 58

LAST 10 Division I GAMES:

120	N	Rhode Island	49 69	42	A	Richmond	44 67
100	A	Xavier	50 62	110	H	La Salle	62 65
110	A	La Salle	63 81	45	H	Temple	55 58
132	H	Duquesne	58 74	100	H	Xavier	67 71
35	A	George Washington	62 80	201	A	St. Bonaventure	63 74

Dayton

Dayton

Non-Div I Games:

Dayton

Loss, Non-Conf, S Site, H Home A Away N Neutral

DePaul

DePaul				Through Games Of 2004 Final																	
Average RPI Win:		144		WON-LOST RECORD		WINNING PCT. RANK		LAST 10 GAMES		STRENGTH OF SCHEDULE		OPP. STRENGTH OF SCHEDULE		TEAM RPI		ADJ. RPI		CONF. RPI		ADJ CONF. RPI	
DIV. I ONLY		23- 7		25		5- 5				58		70		29		31		7		7	
DIV. I NON-CONF.		13- 2		16		1- 1				99		86		30		33		7		7	
<hr/>																					
TOTALS		RPI 1-25		RPI 26-50		W-L RECORDS		RPI 51-100				RPI 150+									
23- 7		0- 4		4- 2		OVERALL		3- 1				11- 0									
13- 1		0- 1		3- 0		HOME		2- 0				4- 0									
9- 4		0- 2		0- 1		AWAY		1- 1				7- 0									
1- 2		0- 1		1- 1		NEUTRAL		0- 0				0- 0									
13- 2		0- 2		1- 0		NON-CONFERENCE		1- 0				8- 0									
6- 1		0- 1		0- 0		HOME		1- 0				2- 0									
6- 0		0- 0		0- 0		AWAY		0- 0				6- 0									
1- 1		0- 1		1- 0		NEUTRAL		0- 0				0- 0									
10- 5		0- 2		3- 2		CONFERENCE		2- 1				3- 0									
7- 0		0- 0		3- 0		HOME		1- 0				2- 0									
3- 4		0- 2		0- 1		AWAY		1- 1				1- 0									
0- 1		0- 0		0- 1		NEUTRAL		0- 0				0- 0									
<hr/>																					
RPI 1-25				RPI 26-50				Team's RPI: 31				RPI 51-100				RPI 101+					
RPI S	Opponent		Score	RPI S	Opponent		Score	RPI S	Opponent		Score	RPI S	Opponent		Score						
1	H	Tennessee	89 96	34	A	Marquette	61 62	84	A	Charlotte	70 74	101	H	Illinois	89 81						
1	N	Tennessee	59 79	34	H	Marquette	61 59	89	H	Cincinnati	88 61	102	H	Valparaiso	70 47						
8	A	Houston	75 84	34	N	Marquette	70 74	97	A	South Fla.	84 74	121	A	East Caro.	90 74						
18	A	TCU	53 73	35	N	George Washington	83 46	98	H	Northwestern St.	109 73	128	H	Wis.-Milwaukee	94 62						
				46	H	Louisville	102 83					144	H	Tulane	99 60						
				48	H	Memphis	87 78					151	A	UAB	88 71						
												156	A	Northwestern	82 57						
												173	H	Alabama St.	99 63						
												175	H	Southern Miss.	93 72						
												176	A	Northern Ill.	70 60						
												188	H	St. Louis	73 65						
												208	A	Holy Cross	86 73						
												225	A	Manhattan	98 57						
												256	A	Ill.-Chicago	106 60						
												260	A	Loyola (Ill.)	101 63						
												291	H	Southern Ill.	102 57						
<hr/>																					
LAST 10 Division I GAMES:																					

DePaul

Non-Div I Games:

DePaul

Average RPI Win: 180		WON-LOST	WINNING	LAST 10	STRENGTH OF	OPP. STRENGTH	TEAM	ADJ.	CONF.	ADJ CONF.
Average RPI Loss: 107		RECORD	PCT. RANK	GAMES	SCHEDULE	OF SCHEDULE	RPI	RPI	RPI	RPI
DIV. I ONLY	19- 10	70	6- 4	141	119	84	87	9	9	
DIV. I NON-CONF.	8- 1	8	0- 0	211	232	55	59	9	9	
TOTALS	RPI 1-25	RPI 26-50	W-L RECORDS	RPI 51-100	RPI 150+					
19- 10	0- 3	0- 1	OVERALL	1- 1	11- 4					
9- 4	0- 1	0- 1	HOME	1- 0	4- 2					
8- 6	0- 2	0- 0	AWAY	0- 1	6- 2					
2- 0	0- 0	0- 0	NEUTRAL	0- 0	1- 0					
8- 1	0- 0	0- 1	NON-CONFERENCE	0- 0	7- 0					
3- 1	0- 0	0- 1	HOME	0- 0	2- 0					
4- 0	0- 0	0- 0	AWAY	0- 0	4- 0					
1- 0	0- 0	0- 0	NEUTRAL	0- 0	1- 0					
11- 9	0- 3	0- 0	CONFERENCE	1- 1	4- 4					
6- 3	0- 1	0- 0	HOME	1- 0	2- 2					
4- 6	0- 2	0- 0	AWAY	0- 1	2- 2					
1- 0	0- 0	0- 0	NEUTRAL	0- 0	0- 0					
RPI S Opponent	RPI 1-25	RPI S Opponent	RPI 26-50	RPI S Opponent	RPI 51-100	Team's RPI: 87	RPI S Opponent	RPI 101+	Score	
23 A Old Domini on	57 70	42 H Richmond	78 80	85 A George Mason	64 71		110 H La Salle	69 47		
23 A Old Domini on	62 73			85 H George Mason	67 58		117 A Hofstra	67 41		
23 H Old Domini on	56 67						117 H Hofstra	78 47		
							129 A UNC Wi lmi ngton	57 56		
							129 H UNC Wi lmi ngton	66 59		
							129 N UNC Wi lmi ngton	65 59		
							131 A Va. Commonweal th	70 81		
							131 H Va. Commonweal th	66 56		
							158 N Brown	60 47		
							166 A St. John' s (N.Y.)	59 44		
							170 A James Madi son	57 84		
							170 H James Madi son	61 62		
							200 A William & Mary	56 68		
							200 H William & Mary	48 55		
							204 A Loyol a (Md.)	54 25		
							207 A Drexel	58 57		
							207 H Drexel	70 61		
							225 H Manhattan	63 42		
							242 A Fai rfi el d	61 51		
							254 H Navy	69 57		
							270 A Towson	69 56		
							270 H Towson	65 52		
							274 A Stony Brook	67 58		
LAST 10 Div sion I GAMES:										
23 A Old Domini on	62 73	129 H UNC Wi lmi ngton	66 59							
129 N UNC Wi lmi ngton	65 59	23 A Old Domini on	57 70							
85 H George Mason	67 58	117 A Hofstra	67 41							
270 A Towson	69 56	170 H James Madi son	61 62							
207 H Drexel	70 61	200 H William & Mary	48 55							

Delaware

Non-Div I Games:

Delaware

Loss,
Non-Conf, S Site,
H Home
A Away
N Neutral

Average RPI Win: 230		WON-LOST	WINNING	LAST 10	STRENGTH OF	OPP. STRENGTH	TEAM	ADJ.	CONF.	ADJ CONF.
Average RPI Loss: 196		RECORD	PCT. RANK	GAMES	SCHEDULE	OF SCHEDULE	RPI	RPI	RPI	RPI
DIV. I ONLY	21- 9	53	6- 4	271	277	136	140	28	28	
DIV. I NON-CONF.	5- 4	119	0- 0	269	219	191	193	28	28	
TOTALS	RPI 1-25	RPI 26-50	W-L RECORDS	RPI 51-100	RPI 150+					
21- 9	0- 0	0- 0	OVERALL	1- 1	18- 6					
11- 0	0- 0	0- 0	HOME	1- 0	9- 0					
6- 7	0- 0	0- 0	AWAY	0- 1	6- 5					
4- 2	0- 0	0- 0	NEUTRAL	0- 0	3- 1					
5- 4	0- 0	0- 0	NON-CONFERENCE	1- 1	3- 3					
2- 0	0- 0	0- 0	HOME	1- 0	1- 0					
1- 3	0- 0	0- 0	AWAY	0- 1	1- 2					
2- 1	0- 0	0- 0	NEUTRAL	0- 0	1- 1					
16- 5	0- 0	0- 0	CONFERENCE	0- 0	15- 3					
9- 0	0- 0	0- 0	HOME	0- 0	8- 0					
5- 4	0- 0	0- 0	AWAY	0- 0	5- 3					
2- 1	0- 0	0- 0	NEUTRAL	0- 0	2- 0					
RPI S	RPI 1-25 Opponent Score	RPI S	RPI 26-50 Opponent Score	RPI S	RPI 51-100 Opponent Score	RPI S	RPI 101+ Opponent Score	Team's RPI: 140		
58	H West Virginia	59	56	108	N Pennsylvani a	74	68			
90	A Mari st	50	62	127	A Hampton	40	56			
				127	H Hampton	66	47			
				127	N Hampton	50	65			
				178	A Flori da A&M	52	58			
				178	H Flori da A&M	62	54			
				178	N Flori da A&M	74	62			
				185	A Coppi n St.	47	60			
				185	H Coppi n St.	64	60			
				202	N Ohi o	44	52			
				207	H Drexel	54	46			
				220	A Howard	79	74			
				220	H Howard	61	47			
				236	A Stetson	60	49			
				241	A Bethune-Cookman	65	55			
				241	H Bethune-Cookman	49	48			
				276	A Savannah St.	59	62			
				279	A Md. -East. Shore	52	50			
				279	H Md. -East. Shore	64	58			
				280	A South Caroli na St.	78	41			
				281	N Iona	66	56			
				288	A Norfol k St.	43	56			
				288	H Norfol k St.	65	51			
				288	N Norfol k St.	50	44			
				292	A Ri der	53	56			
				302	H N. C. A&T	60	38			
				322	A Morgan St.	55	37			
				322	H Morgan St.	64	33			
LAST 10 Div sion I GAMES:				288	A Norfol k St.	43	56			
				241	H Bethune-Cookman	49	48			
				178	H Flori da A&M	62	54			
				322	A Morgan St.	55	37			
				185	A Coppi n St.	47	60			
				127	N Hampton	50	65			
				178	N Flori da A&M	74	62			
				288	N Norfol k St.	50	44			
				220	H Howard	61	47			
				127	A Hampton	40	56			

Delaware St.

Delaware St.

Non-Div I Games:

Delaware St.

Loss,
Non-Conf, S Site,
H Home
A Away
N Neutral

Average RPI Win: 206		WON-LOST RECORD	WINNING PCT. RANK	LAST 10 GAMES	STRENGTH OF SCHEDULE	OPP. STRENGTH OF SCHEDULE	TEAM RPI	ADJ. RPI	CONF. RPI	ADJ CONF. RPI
DIV. I ONLY	14- 15	166	4- 6	167	144	166	167	10	10	
DIV. I NON-CONF.	7- 5	107	0- 0	275	199	182	184	11	11	
TOTALS	RPI 1-25	RPI 26-50	W-L RECORDS	RPI 51-100	RPI 150+					
14- 15	0- 0	0- 0	OVERALL	2- 8	11- 3					
8- 6	0- 0	0- 0	HOME	1- 3	7- 1					
4- 8	0- 0	0- 0	AWAY	0- 4	3- 2					
2- 1	0- 0	0- 0	NEUTRAL	1- 1	1- 0					
7- 5	0- 0	0- 0	NON-CONFERENCE	0- 3	7- 2					
4- 2	0- 0	0- 0	HOME	0- 1	4- 1					
2- 3	0- 0	0- 0	AWAY	0- 2	2- 1					
1- 0	0- 0	0- 0	NEUTRAL	0- 0	1- 0					
7- 10	0- 0	0- 0	CONFERENCE	2- 5	4- 1					
4- 4	0- 0	0- 0	HOME	1- 2	3- 0					
2- 5	0- 0	0- 0	AWAY	0- 2	1- 1					
1- 1	0- 0	0- 0	NEUTRAL	1- 1	0- 0					
RPI S	RPI 1-25 Opponent Score	RPI S	RPI 26-50 Opponent Score	RPI S	RPI 51-100 Opponent Score	RPI S	RPI 101+ Opponent Score	Team's RPI: 167		
				56 A Washington	51 82	142 A North Texas	67 58			
				60 H Middle Tenn.	56 68	142 H North Texas	68 70			
				60 N Middle Tenn.	61 64	146 A Florida Int'l	54 59			
				67 A Western Ky.	53 73	149 A New Mexico St.	47 49			
				77 A South Ala.	56 62	149 H New Mexico St.	45 66			
				77 H South Ala.	50 56	163 H Kansas	69 63			
				77 N South Ala.	47 45	190 A Fresno St.	50 53			
				80 H Arkansas St.	66 63	199 H Wyoming	62 39			
				94 A Idaho St.	61 95	205 A Texas-San Antonio	58 55			
				95 H Colorado St.	63 80	218 N Western Caro.	65 64			
						222 H Northern Ari z.	61 66			
						227 A La. -Lafayette	57 80			
						227 H La. -Lafayette	73 49			
						229 H Eastern Wash.	62 52			
						233 H Ark. -Little Rock	61 57			
						246 A New Orleans	58 51			
						246 H New Orleans	71 61			
						304 A Cal St. Northridge	87 75			
						315 H Lafayette	76 69			
LAST 10 Division I GAMES:										
				60 N Middle Tenn.	61 64	142 A North Texas	67 58			
				77 N South Ala.	47 45	60 H Middle Tenn.	56 68			
				246 H New Orleans	71 61	67 A Western Ky.	53 73			
				77 H South Ala.	50 56	227 H La. -Lafayette	73 49			
				149 A New Mexico St.	47 49	149 H New Mexico St.	45 66			

Non-Di v I Games:

Denver

Loss, Non-Conf, S Site, H Home A Away N Neutral

Den
ver

Den
ver

[illegible]D
e
t
r
o
i
t

D
e
t
r
o
i
t

Non-Div I Games:

Detroit

Loss, Non-Conf, S Site, H Home A Away N Neutral

Average RPI Win:		173	WON-LOST RECORD		WINNING PCT. RANK	LAST 10 GAMES		STRENGTH OF SCHEDULE		OPP. STRENGTH OF SCHEDULE	TEAM RPI	ADJ. RPI	CONF. RPI	ADJ CONF. RPI
Average RPI Loss:		106												
DIV. I ONLY		16- 15			151	7- 3		113		101	120	119	14	14
DIV. I NON-CONF.		3- 7			244	0- 1		110		27	183	181	10	10
TOTALS		RPI 1-25			RPI 26-50	W-L RECORDS		RPI 51-100				RPI 150+		
16- 15		0- 1			1- 4	OVERALL		3- 3				12- 6		
11- 2		0- 1			1- 0	HOME		3- 1				7- 0		
3- 13		0- 0			0- 4	AWAY		0- 2				3- 6		
2- 0		0- 0			0- 0	NEUTRAL		0- 0				2- 0		
3- 7		0- 1			0- 2	NON-CONFERENCE		2- 2				1- 1		
2- 2		0- 1			0- 0	HOME		2- 1				0- 0		
1- 5		0- 0			0- 2	AWAY		0- 1				1- 1		
0- 0		0- 0			0- 0	NEUTRAL		0- 0				0- 0		
13- 8		0- 0			1- 2	CONFERENCE		1- 1				11- 5		
9- 0		0- 0			1- 0	HOME		1- 0				7- 0		
2- 8		0- 0			0- 2	AWAY		0- 1				2- 5		
2- 0		0- 0			0- 0	NEUTRAL		0- 0				2- 0		
RPI 1-25				RPI 26-50				RPI 51-100				RPI 101+ Team's RPI: 119		
RPI S	Opponent	Score		RPI S	Opponent	Score		RPI S	Opponent	Score		RPI S	Opponent	Score
20	H Minnesota	50 73		34	A Marquette	57 60		52	A Creighton	48 68		134	A Tex. A&M-Corp. Chris	49 68
				40	A Iowa	65 79		52	H Creighton	55 51				
				44	A Southwest Mo. St.	61 70		59	H Maine	62 63		155	A Indiana St.	45 66
				44	A Southwest Mo. St.	67 74		62	H Iowa St.	61 36		155	H Indiana St.	75 52
				44	H Southwest Mo. St.	73 67		65	A Nebraska	60 73		162	A Illinois St.	54 57
								79	H Michigan	70 55		162	H Illinois St.	73 60
												171	A Wichita St.	66 79
												171	H Wichita St.	70 47
												174	A Northern Iowa	59 53
												174	H Northern Iowa	65 58
												174	N Northern Iowa	66 54
												188	A St. Louis	58 72
												195	A Evansville	56 69
												195	H Evansville	86 73
												231	A Bradley	58 69
												231	H Bradley	59 46
												231	N Bradley	60 57
												283	A Dayton	54 46
												291	A Southern Ill.	69 42
												291	H Southern Ill.	65 53
LAST 10 Division I GAMES:														
				65	A Nebraska	60 73		291	H Southern Ill.	65 53				
				44	A Southwest Mo. St.	67 74		52	H Creighton	55 51				
				174	N Northern Iowa	66 54		174	A Northern Iowa	59 53				
				231	N Bradley	60 57		231	A Bradley	58 69				
				195	H Evansville	86 73		171	H Wichita St.	70 47				

Drake

Drake

Non-Div I Games:

Drake

Loss,
Non-Conf, S Site,
H Home
A Away
N Neutral

Average RPI Win: 192		WON-LOST	WINNING	LAST 10	STRENGTH OF	OPP. STRENGTH	TEAM	ADJ.	CONF.	ADJ CONF.
Average RPI Loss: 117		RECORD	PCT. RANK	GAMES	SCHEDULE	OF SCHEDULE	RPI	RPI	RPI	RPI
DIV. I ONLY	10- 18	238	3- 7	133	122	212	207	9	9	
DIV. I NON-CONF.	3- 6	227	0- 0	169	191	217	215	9	9	
TOTALS	RPI 1-25	RPI 26-50	W-L RECORDS	RPI 51-100	RPI 150+					
10- 18	0- 2	0- 0	OVERALL	1- 4	7- 4					
7- 5	0- 1	0- 0	HOME	1- 1	4- 0					
3- 11	0- 1	0- 0	AWAY	0- 3	3- 3					
0- 2	0- 0	0- 0	NEUTRAL	0- 0	0- 1					
3- 6	0- 0	0- 0	NON-CONFERENCE	0- 1	2- 2					
2- 1	0- 0	0- 0	HOME	0- 0	1- 0					
1- 4	0- 0	0- 0	AWAY	0- 1	1- 2					
0- 1	0- 0	0- 0	NEUTRAL	0- 0	0- 0					
7- 12	0- 2	0- 0	CONFERENCE	1- 3	5- 2					
5- 4	0- 1	0- 0	HOME	1- 1	3- 0					
2- 7	0- 1	0- 0	AWAY	0- 2	2- 1					
0- 1	0- 0	0- 0	NEUTRAL	0- 0	0- 1					
RPI S Opponent	RPI 1-25 Score	RPI S Opponent	Score	RPI S Opponent	Score	RPI S Opponent	Score	Team's RPI: 207		
23 A Old Domini on	51 81			65 A St. Joseph's	44 62	108 H Pennsylvani a	78 70			
23 H Old Domini on	69 76			85 A George Mason	54 68	110 H La Salle	69 70			
				85 H George Mason	80 74	117 A Hofstra	57 70			
				87 A Delaware	61 70	117 H Hofstra	56 61			
				87 H Delaware	57 58	129 A UNC Wilmi ngton	40 53			
						129 H UNC Wilmi ngton	75 58			
						131 A Va. Commonweal th	53 63			
						131 H Va. Commonweal th	61 64			
						140 A Delaware St.	46 54			
						146 N Flori da Int'l	53 61			
						156 A Northwestern	52 56			
						170 A James Madi son	56 60			
						170 H James Madi son	61 59			
						185 A Coppi n St.	44 66			
						193 A St. Peter's	77 67			
						200 A William & Mary	63 49			
						200 H William & Mary	92 61			
						200 N William & Mary	70 80			
						270 A Towson	50 49			
						270 H Towson	74 67			
						292 H Ri der	92 62			
LAST 10 Division I GAMES:										
200 N William & Mary	70 80	270 H Towson	74 67							
131 H Va. Commonweal th	61 64	170 A James Madi son	56 60							
129 A UNC Wilmi ngton	40 53	200 A William & Mary	63 49							
87 A Delaware	61 70	23 H Old Domini on	69 76							
117 H Hofstra	56 61	85 H George Mason	80 74							

Drexel

Non-Div I Games:

Drexel

Loss,
Non-Conf, S Site,
H Home
A Away
N Neutral

Average RPI Win: 70		WON-LOST	WINNING	LAST 10	STRENGTH OF	OPP. STRENGTH	TEAM	ADJ.	CONF.	ADJ CONF.	
Average RPI Loss: 23		RECORD	PCT. RANK	GAMES	SCHEDULE	OF SCHEDULE	RPI	RPI	RPI	RPI	
DIV. I ONLY	30- 4	5	9- 1	3	26	2	2	4	4		
DIV. I NON-CONF.	12- 3	34	3- 1	2	21	3	3	3	4		
<hr/>											
TOTALS	RPI 1-25	RPI 26-50	W-L RECORDS		RPI 51-100	RPI 150+					
30- 4	3- 3	8- 0	OVERALL		13- 1	2- 0					
14- 1	0- 1	4- 0	HOME		7- 0	2- 0					
10- 1	1- 0	2- 0	AWAY		6- 1	0- 0					
6- 2	2- 2	2- 0	NEUTRAL		0- 0	0- 0					
12- 3	3- 3	2- 0	NON-CONFERENCE		4- 0	2- 0					
6- 1	0- 1	2- 0	HOME		2- 0	2- 0					
3- 0	1- 0	0- 0	AWAY		2- 0	0- 0					
3- 2	2- 2	0- 0	NEUTRAL		0- 0	0- 0					
18- 1	0- 0	6- 0	CONFERENCE		9- 1	0- 0					
8- 0	0- 0	2- 0	HOME		5- 0	0- 0					
7- 1	0- 0	2- 0	AWAY		4- 1	0- 0					
3- 0	0- 0	2- 0	NEUTRAL		0- 0	0- 0					
<hr/>											
RPI 1-25		Team's RPI: 2		RPI 26-50		RPI 51-100		RPI 101+			
RPI S	Opponent	Score	RPI S	Opponent	Score	RPI S	Opponent	Score	RPI S	Opponent	Score
1 H	Tennessee	69 72	27 A	North Carolina	89 79	54 A	Loyola Marymount	81 53	104 A	Wake Forest	88 55
4 A	Connecti cut	68 67	27 H	North Carolina	79 57	55 A	North Carolina	90 57	104 H	Wake Forest	80 55
5 N	Purdue	93 63	27 N	North Carolina	63 47		St.		104 N	Wake Forest	77 59
6 N	Texas	77 85	28 H	Auburn	66 57	55 H	North Carolina	75 56	127 N	Hampton	90 59
19 N	Loui si ana Tech	63 49	34 H	Marquette	76 67		St.		161 H	El on	108 26
20 N	Mi nnesota	75 82	43 A	Maryl and	72 59	64 A	Florida St.	74 80	217 H	Stephen F. Austin	119 53
			43 H	Maryl and	78 48	64 H	Florida St.	79 66			
			43 N	Maryl and	70 63	71 A	Cl emson	78 60			
						71 H	Cl emson	102 45			
						74 A	Vi rgi ni a	63 52			
						74 H	Vi rgi ni a	87 54			
						83 A	Georgi a Tech	77 45			
						83 H	Georgi a Tech	81 41			
						92 H	Tul sa	90 36			
						98 A	Northwestern St.	105 53			
						98 H	Northwestern St.	103 51			
<hr/>											
LAST 10 Div						si on I GAMES:					
20 N	Mi nnesota	75 82	43 N	Maryl and	70 63						
19 N	Loui si ana Tech	63 49	104 N	Wake Forest	77 59						
34 H	Marquette	76 67	55 A	North Carolina St.	90 57						
98 H	Northwestern St.	103 51	71 H	Cl emson	102 45						
27 N	North Caroli na	63 47	43 A	Maryl and	72 59						

Non-Div I Games:

Duke

Average RPI Win: 193
Average RPI Loss: 82

WON-LOST
RECORD

WINNING
PCT. RANK

LAST 10
GAMES

STRENGTH OF
SCHEDULE

OPP. STRENGTH
OF SCHEDULE

TEAM
RPI

ADJ.
RPI

CONF.
RPI

ADJ CONF.
RPI

DIV. I ONLY	16- 13	127	6- 4	176	91	131	132	8	8
DIV. I NON-CONF.	5- 6	166	0- 0	240	131	205	206	8	8

TOTALS	RPI 1-25	RPI 26-50	W-L RECORDS	RPI 51-100	RPI 150+
16- 13	0- 1	1- 4	OVERALL	1- 5	10- 3
10- 2	0- 0	1- 1	HOME	1- 1	5- 0
5- 9	0- 1	0- 3	AWAY	0- 3	4- 2
1- 2	0- 0	0- 0	NEUTRAL	0- 1	1- 1
5- 6	0- 1	0- 0	NON-CONFERENCE	0- 2	4- 3
3- 1	0- 0	0- 0	HOME	0- 1	2- 0
2- 3	0- 1	0- 0	AWAY	0- 0	2- 2
0- 2	0- 0	0- 0	NEUTRAL	0- 1	0- 1
11- 7	0- 0	1- 4	CONFERENCE	1- 3	6- 0
7- 1	0- 0	1- 1	HOME	1- 0	3- 0
3- 6	0- 0	0- 3	AWAY	0- 3	2- 0
1- 0	0- 0	0- 0	NEUTRAL	0- 0	1- 0

RPI S	Opponent	Score
10	A Vanderbi l t	60 92

RPI S	Opponent	Score
35	A George Washi ngton	71 88
35	H George Washi ngton	77 60
42	A Ri chmond	61 82
42	H Ri chmond	60 79
45	A Templ e	55 64

RPI S	Opponent	Score
58	H West Vi rgi ni a	68 86
65	A St. Joseph' s	58 64
65	A St. Joseph' s	63 73
93	N Kentucky	83 90
100	A Xavi er	45 62
100	H Xavi er	83 69

RPI S	Opponent	Score
107	H Si ena	74 65
110	A La Salle	78 67
110	H La Salle	74 69
120	H Rhode Isl and	82 76
157	A Tol edo	57 81
170	A James Madi son	58 73
179	N Davi dson	59 70
194	A Lehi gh	61 52
201	H St. Bonaventure	74 60
215	A Pi ttsburgh	92 80
228	A Fordham	62 61
251	H Cornell	77 62
267	H Massachusetts	46 42
267	N Massachusetts	73 44
283	A Dayton	74 58
283	H Dayton	75 59
320	H Robert Morris	66 63

LAST 10 Div sion I GAMES:

65	A St. Joseph' s	63 73	110	H La Salle	74 69
267	N Massachusetts	73 44	45	A Templ e	55 64
42	H Ri chmond	60 79	267	H Massachusetts	46 42
35	H George Washi ngton	77 60	120	H Rhode Isl and	82 76
283	A Dayton	74 58	100	A Xavi er	45 62

D
u
q
u
e
s
n
e

D
u
q
u
e
s
n
e

Non-Di v I Games:

Duquesne

Loss, Non-Conf, S Site, H Home A Away N Neutral

Average RPI Win:		177	WON-LOST	WINNING	LAST 10	STRENGTH OF	OPP. STRENGTH	TEAM	ADJ.	CONF.	ADJ CONF.
Average RPI Loss:		85	RECORD	PCT. RANK	GAMES	SCHEDULE	OF SCHEDULE	RPI	RPI	RPI	RPI
DIV. I ONLY	14- 14	154	0- 10	102	86	117	121	7	7		
DIV. I NON-CONF.	9- 4	58	0- 0	215	228	107	109	7	7		
TOTALS	RPI 1-25	RPI 26-50	W-L RECORDS	RPI 51-100	RPI 150+						
14- 14	0- 2	0- 4	OVERALL	3- 5	8- 3						
9- 5	0- 2	0- 2	HOME	2- 0	6- 1						
5- 8	0- 0	0- 2	AWAY	1- 4	2- 2						
0- 1	0- 0	0- 0	NEUTRAL	0- 1	0- 0						
9- 4	0- 0	0- 0	NON-CONFERENCE	1- 2	6- 2						
6- 1	0- 0	0- 0	HOME	0- 0	5- 1						
3- 3	0- 0	0- 0	AWAY	1- 2	1- 1						
0- 0	0- 0	0- 0	NEUTRAL	0- 0	0- 0						
5- 10	0- 2	0- 4	CONFERENCE	2- 3	2- 1						
3- 4	0- 2	0- 2	HOME	2- 0	1- 0						
2- 5	0- 0	0- 2	AWAY	0- 2	1- 1						
0- 1	0- 0	0- 0	NEUTRAL	0- 1	0- 0						
RPI S Opponent	RPI 1-25	Score	RPI S Opponent	RPI 26-50	Score	RPI S Opponent	RPI 51-100	Score	RPI S Opponent	RPI 101+	Team's RPI: 121
8 H Houston		65 73	31 H DePaul		74 90	55 A North Carolina St.		51 88	104 A Wake Forest		68 64
18 H TCU		119 125	34 H Marquette		61 75	58 A West Virginia		61 82	129 H UNC Wilmington		70 60
			46 A Louisville		75 79	80 A Arkansas St.		62 52	144 A Tulane		65 58
			48 A Memphis		60 79	84 A Charlotte		48 78	151 H UAB		66 54
						84 H Charlotte		80 55	165 H Ball St.		78 81
						84 N Charlotte		61 74	175 A Southern Miss.		56 53
						89 A Cincinnati		72 78	185 H Coppin St.		68 59
						97 H South Fla.		65 55	188 A St. Louis		81 84
									230 H Cleveland St.		65 55
									250 A Murray St.		71 63
									264 H Coastal Caro.		81 54
									276 H Savannah St.		73 52
									280 A South Carolina St.		65 71
									302 H N. C. A&T		72 54
LAST 10 Division I GAMES:											
84 N Charlotte		61 74	18 H TCU		119 125						
84 A Charlotte		48 78	48 A Memphis		60 79						
46 A Louisville		75 79	188 A St. Louis		81 84						
89 A Cincinnati		72 78	31 H DePaul		74 90						
8 H Houston		65 73	34 H Marquette		61 75						

Non-Div I Games:

East Caro.

Loss,
Non-Conf, S Site,
H Home
A Away
N Neutral

Average RPI Win: 257		WON-LOST RECORD		WINNING PCT. RANK		LAST 10 GAMES		STRENGTH OF SCHEDULE		OPP. STRENGTH OF SCHEDULE		TEAM RPI		ADJ. RPI		CONF. RPI		ADJ CONF. RPI	
DIV. I ONLY		13- 14		173		5- 5		201		260		208		210		22		22	
DIV. I NON-CONF.		0- 6		304		0- 1		131		245		293		292		25		25	
TOTALS		RPI 1-25		RPI 26-50		W-L RECORDS		RPI 51-100		RPI 150+									
13- 14		0- 0		0- 3		OVERALL		0- 1		13- 9									
8- 3		0- 0		0- 1		HOME		0- 0		8- 1									
5- 8		0- 0		0- 2		AWAY		0- 1		5- 5									
0- 3		0- 0		0- 0		NEUTRAL		0- 0		0- 3									
0- 6		0- 0		0- 1		NON-CONFERENCE		0- 1		0- 3									
0- 1		0- 0		0- 0		HOME		0- 0		0- 0									
0- 3		0- 0		0- 1		AWAY		0- 1		0- 1									
0- 2		0- 0		0- 0		NEUTRAL		0- 0		0- 2									
13- 8		0- 0		0- 2		CONFERENCE		0- 0		13- 6									
8- 2		0- 0		0- 1		HOME		0- 0		8- 1									
5- 5		0- 0		0- 1		AWAY		0- 0		5- 4									
0- 1		0- 0		0- 0		NEUTRAL		0- 0		0- 1									
RPI 1-25		Score		RPI 26-50		Score		RPI 51-100		Score		RPI 101+		Team's RPI: 210		Score			
RPI S Opponent				RPI S Opponent				RPI S Opponent				RPI S Opponent							
				33 A Chattanooga		54 72		71 A Clemson		45 82		136 H Tennessee Tech		71 73					
				33 H Chattanooga		62 95						161 A El on		65 77					
				45 A Temple		46 68						161 H El on		64 54					
												161 N El on		68 84					
												168 A Furman		58 83					
												168 H Furman		68 80					
												179 A Davi dson		59 74					
												179 H Davi dson		83 54					
												213 A UNC Asheville		49 55					
												214 A Ga. Southern		55 70					
												214 H Ga. Southern		65 64					
												218 A Western Caro.		75 67					
												218 H Western Caro.		78 73					
												221 N High Poi nt		51 53					
												272 A UNC Greensboro		65 60					
												272 H UNC Greensboro		83 72					
												273 N Central Mich.		49 52					
												284 A Appal achi an St.		74 69					
												284 H Appal achi an St.		65 64					
												305 A Col . of Charleston		77 59					
												305 H Col . of Charleston		81 51					
												317 A Wofford		80 65					
												317 H Wofford		74 68					

Non-Div I Games:

East Tenn. St.

■ Loss,
 ■ Non-Conf, S Site,
 ■ Home
 ■ Away
 N Neutral

Average RPI Win: 234		WON-LOST RECORD		WINNING PCT. RANK		LAST 10 GAMES		STRENGTH OF SCHEDULE		OPP. STRENGTH OF SCHEDULE		TEAM RPI		ADJ. RPI		CONF. RPI		ADJ CONF. RPI	
DIV. I ONLY		6- 19		287		3- 7		308		268		305		306		24		23	
DIV. I NON-CONF.		1- 8		293		0- 0		311		303		321		321		23		23	
TOTALS		RPI 1-25		RPI 26-50		W-L RECORDS		RPI 51-100		RPI 150+									
6- 19		0- 0		0- 0		OVERALL		1- 2		4- 15									
2- 8		0- 0		0- 0		HOME		0- 1		1- 6									
4- 10		0- 0		0- 0		AWAY		1- 1		3- 8									
0- 1		0- 0		0- 0		NEUTRAL		0- 0		0- 1									
1- 8		0- 0		0- 0		NON-CONFERENCE		0- 1		1- 7									
0- 2		0- 0		0- 0		HOME		0- 0		0- 2									
1- 5		0- 0		0- 0		AWAY		0- 1		1- 4									
0- 1		0- 0		0- 0		NEUTRAL		0- 0		0- 1									
5- 11		0- 0		0- 0		CONFERENCE		1- 1		3- 8									
2- 6		0- 0		0- 0		HOME		0- 1		1- 4									
3- 5		0- 0		0- 0		AWAY		1- 0		2- 4									
0- 0		0- 0		0- 0		NEUTRAL		0- 0		0- 0									
RPI 1-25		RPI 26-50		RPI 51-100		RPI 101+		Team's RPI: 306											
RPI S	Opponent	Score	RPI S	Opponent	Score	RPI S	Opponent	Score	RPI S	Opponent	Score								
						62	A Iowa St.	55 72	136	A Tennessee Tech	64 78								
						75	A Austin Peay	72 71	136	H Tennessee Tech	63 71								
						75	H Austin Peay	47 54	148	H Eastern Ky.	66 64								
									155	H Indiana St.	70 81								
									159	A Southeast Mo. St.	76 77								
									159	H Southeast Mo. St.	66 79								
									160	A Jacksonville St.	60 80								
									189	N Northeastern	58 68								
									240	H Morehead St.	76 80								
									250	A Murray St.	53 84								
									250	H Murray St.	62 70								
									254	A Navy	62 88								
									255	A Tenn. -Martin	63 66								
									255	H Tenn. -Martin	57 70								
									256	A Ill. -Chicago	50 65								
									260	H Loyola (Ill.)	61 73								
									269	A Samford	70 51								
									276	A Savannah St.	72 65								
									298	A Chicago St.	69 77								
									319	A Tennessee St.	73 65								
									319	H Tennessee St.	79 49								
									323	A Jacksonville	56 66								
LAST 10 Division I GAMES:																			
						250	A Murray St.	53 84	159	A Southeast Mo. St.	76 77								
						255	A Tenn. -Martin	63 66	255	H Tenn. -Martin	57 70								
						148	H Eastern Ky.	66 64	250	H Murray St.	62 70								
						240	H Morehead St.	76 80	160	A Jacksonville St.	60 80								
						319	A Tennessee St.	73 65	269	A Samford	70 51								

Eastern Ill.

Non-Div I Games: Ind. -Northwest 126 36 Robert Morris-Ch84 70

Eastern Ill.

Loss, Non-Conf, S Site, H Home A Away N Neutral

Average RPI Win: 232		WON-LOST	WINNING	LAST 10	STRENGTH OF	OPP. STRENGTH	TEAM	ADJ.	CONF.	ADJ CONF.	
Average RPI Loss: 115		RECORD	PCT. RANK	GAMES	SCHEDULE	OF SCHEDULE	RPI	RPI	RPI	RPI	
DIV. I ONLY	15- 15	154	6- 4	114	209	151	148	24	23		
DIV. I NON-CONF.	4- 7	217	0- 0	108	81	172	168	23	23		
TOTALS	RPI 1-25	RPI 26-50	W-L RECORDS	RPI 51-100	RPI 150+						
15- 15	0- 2	0- 2	OVERALL	0- 5	13- 5						
8- 3	0- 1	0- 0	HOME	0- 1	7- 0						
4- 8	0- 0	0- 1	AWAY	0- 2	4- 5						
3- 4	0- 1	0- 1	NEUTRAL	0- 2	2- 0						
4- 7	0- 2	0- 2	NON-CONFERENCE	0- 2	4- 0						
1- 2	0- 1	0- 0	HOME	0- 0	1- 0						
1- 2	0- 0	0- 1	AWAY	0- 1	1- 0						
2- 3	0- 1	0- 1	NEUTRAL	0- 1	2- 0						
11- 8	0- 0	0- 0	CONFERENCE	0- 3	9- 5						
7- 1	0- 0	0- 0	HOME	0- 1	6- 0						
3- 6	0- 0	0- 0	AWAY	0- 1	3- 5						
1- 1	0- 0	0- 0	NEUTRAL	0- 1	0- 0						
RPI 1-25		RPI 26-50		RPI 51-100		RPI 101+		Team's RPI: 148			
RPI S	Opponent	Score	RPI S	Opponent	Score	RPI S	Opponent	Score			
11 H	Georgi a	60 92	32 N	Mi ami (Fl a.)	81 90	65 N	Nebraska	75 78	106 H	Bowl ing Green	57 70
17 N	Bayl or	75 96	48 A	Memphi s	65 78	75 A	Austin Peay	61 73	136 H	Tennessee Tech	75 69
						75 H	Austin Peay	61 67	136 N	Tennessee Tech	85 74
						75 N	Austin Peay	51 65	159 A	Southeast Mo. St.	78 88
						89 A	Ci nci nnati	51 83	160 A	Jacksonville St.	53 75
									160 A	Jacksonville St.	65 63
									160 H	Jacksonville St.	85 80
									217 N	Stephen F. Austin	84 73
									218 H	Western Caro.	93 71
									240 A	Morehead St.	74 63
									240 H	Morehead St.	60 45
									250 A	Murray St.	56 81
									250 H	Murray St.	75 74
									255 A	Tenn. -Martin	55 66
									255 H	Tenn. -Martin	63 56
									269 A	Samford	92 82
									269 H	Samford	64 48
									297 A	Wright St.	74 69
									306 A	Eastern Ill.	64 66
									312 N	Gardner-Webb	69 59
									319 H	Tennessee St.	66 43
			LAST 10 Division I GAMES:								
			75 N	Austin Peay	51 65	306 A	Eastern Ill.	64 66			
			136 N	Tennessee Tech	85 74	159 A	Southeast Mo. St.	78 88			
			160 A	Jacksonville St.	65 63	160 H	Jacksonville St.	85 80			
			75 A	Austin Peay	61 73	269 H	Samford	64 48			
			240 H	Morehead St.	60 45	319 H	Tennessee St.	66 43			

Eastern Ky.

Eastern Ky.

Non-Div I Games:

Eastern Ky.

Loss,
Non-Conf, S Site,
H Home
A Away
N Neutral

Average RPI Win:	175	WON-LOST	WINNING	LAST 10	STRENGTH OF	OPP. STRENGTH	TEAM	ADJ.	CONF.	ADJ CONF.
Average RPI Loss:	77	RECORD	PCT. RANK	GAMES	SCHEDULE	OF SCHEDULE	RPI	RPI	RPI	RPI

DIV. I ONLY	21- 8	47	8- 2	135	106	67	68	12	12
DIV. I NON-CONF.	6- 4	100	0- 1	127	75	92	92	13	13

TOTALS	RPI 1-25	RPI 26-50	W-L RECORDS	RPI 51-100	RPI 150+
21- 8	0- 3	0- 0	OVERALL	2- 3	13- 2
10- 2	0- 0	0- 0	HOME	1- 2	7- 0
7- 3	0- 1	0- 0	AWAY	1- 0	5- 2
4- 3	0- 2	0- 0	NEUTRAL	0- 1	1- 0
6- 4	0- 3	0- 0	NON-CONFERENCE	0- 1	4- 0
4- 0	0- 0	0- 0	HOME	0- 0	3- 0
1- 1	0- 1	0- 0	AWAY	0- 0	1- 0
1- 3	0- 2	0- 0	NEUTRAL	0- 1	0- 0
15- 4	0- 0	0- 0	CONFERENCE	2- 2	9- 2
6- 2	0- 0	0- 0	HOME	1- 2	4- 0
6- 2	0- 0	0- 0	AWAY	1- 0	4- 2
3- 0	0- 0	0- 0	NEUTRAL	0- 0	1- 0

RPI S	RPI 1-25	Score	RPI S	RPI 26-50	Score	RPI S	RPI 51-100	Team's RPI : 68	Score	RPI S	RPI 101+	Score
16 N	Boston College	56 58				55 N	North Carolina St.	55 64		106 H	Bowling Green	61 59
17 N	Baylor	70 85				70 H	Miami (Ohio)	63 71		106 H	Bowling Green	65 56
21 A	Michigan St.	62 79				72 H	Kent St.	63 58		113 A	Marshall	66 49
						78 A	Western Mich.	85 74		113 H	Marshall	75 70
						78 H	Western Mich.	61 66		141 H	Colgate	56 55
										146 H	Florida Int'l	52 42
										156 A	Northwestern	70 61
										157 A	Tolledo	55 63
										157 H	Tolledo	76 61
										157 H	Tolledo	60 47
										165 A	Ball St.	100 83
										165 H	Ball St.	84 74
										169 H	Butler	79 47
										176 A	Northern Ill.	63 56
										202 A	Ohio	81 89
										247 A	Buffalo	80 62
										259 H	Mercer	92 40
										273 A	Central Mich.	89 68
										273 H	Central Mich.	87 50
										289 H	Akron	93 37
										321 H	Lamar	90 46
LAST 10 Division I GAMES:												
16 N	Boston College	56 58	202 A	Ohio	81 89							
106 N	Bowling Green	65 56	165 H	Ball St.	84 74							
113 N	Marshall	75 70	247 A	Buffalo	80 62							
157 N	Tolledo	60 47	176 A	Northern Ill.	63 56							
273 A	Central Mich.	89 68	157 H	Tolledo	76 61							

Non-Div I Games: P. R. -Mayaguez 104 30

Eastern Mich.

Average RPI Win: 245		WON-LOST RECORD		WINNING PCT. RANK		LAST 10 GAMES		STRENGTH OF SCHEDULE		OPP. STRENGTH OF SCHEDULE		TEAM RPI		ADJ. RPI		CONF. RPI		ADJ. CONF. RPI	
DIV. I ONLY		16- 12		114		6- 4		203		230		160		161		22		22	
DIV. I NON-CONF.		3- 3		147		0- 0		181		90		151		152		25		25	
TOTALS		RPI 1-25		RPI 26-50		W-L RECORDS		RPI 51-100		RPI 150+									
16- 12		0- 1		0- 4		OVERALL		0- 0		16- 7									
8- 3		0- 0		0- 1		HOME		0- 0		8- 2									
6- 7		0- 1		0- 1		AWAY		0- 0		6- 5									
2- 2		0- 0		0- 2		NEUTRAL		0- 0		2- 0									
3- 3		0- 1		0- 1		NON-CONFERENCE		0- 0		3- 1									
1- 0		0- 0		0- 0		HOME		0- 0		1- 0									
1- 2		0- 1		0- 0		AWAY		0- 0		1- 1									
1- 1		0- 0		0- 1		NEUTRAL		0- 0		1- 0									
13- 9		0- 0		0- 3		CONFERENCE		0- 0		13- 6									
7- 3		0- 0		0- 1		HOME		0- 0		7- 2									
5- 5		0- 0		0- 1		AWAY		0- 0		5- 4									
1- 1		0- 0		0- 1		NEUTRAL		0- 0		1- 0									
RPI 1-25		RPI 26-50		RPI 51-100		RPI 101+		Team's RPI: 161											
RPI S	Opponent	Score	RPI S	Opponent	Score	RPI S	Opponent	Score	RPI S	Opponent	Score								
2	A Duke	26 108	26	N Villanova	45 66				168	A Furman	44 74								
			33	A Chattanooga	58 84				168	H Furman	38 48								
			33	H Chattanooga	42 58				179	A Davi dson	55 53								
			33	N Chattanooga	37 67				179	H Davi dson	62 64								
									180	A Ameri can	72 53								
									200	H William & Mary	57 49								
									210	A East Tenn. St.	54 64								
									210	H East Tenn. St.	77 65								
									210	N East Tenn. St.	84 68								
									214	A Ga. Southern	69 58								
									214	H Ga. Southern	58 53								
									218	A Western Caro.	57 45								
									218	H Western Caro.	58 45								
									272	A UNC Greensboro	56 69								
									272	H UNC Greensboro	77 66								
									284	A Appalachi an St.	79 75								
									284	H Appalachi an St.	75 68								
									302	A N. C. A&T	63 78								
									303	N Youngstown St.	63 58								
									305	A Col. of Charleston	68 86								
									305	H Col. of Charleston	97 72								
									317	A Wofford	82 67								
									317	H Wofford	81 68								
			LAST 10 Div			sion I GAMES:													
			33	N Chattanooga	37 67	218	A Western Caro.	57 45											
			210	N East Tenn. St.	84 68	179	A Davi dson	55 53											
			168	A Furman	44 74	214	H Ga. Southern	58 53											
			210	H East Tenn. St.	77 65	305	H Col. of Charleston	97 72											
			33	H Chattanooga	42 58	272	A UNC Greensboro	56 69											

Non-Div I Games: Longwood

75 62

El on

Loss, Non-Conf, S Site, H Home A Away N Neutral

Average RPI Win: 196											
Average RPI Loss: 120											
WON-LOST RECORD		WINNING PCT. RANK		LAST 10 GAMES		STRENGTH OF SCHEDULE		OPP. STRENGTH OF SCHEDULE		TEAM RPI	
ADJ. RPI		CONF. RPI		ADJ. CONF. RPI							
DIV. I ONLY		11- 16		218		4- 6		154		130	
DIV. I NON-CONF.		5- 4		119		0- 0		130		149	
199		195		14		14					
109		108		10		10					

TOTALS		RPI 1-25		RPI 26-50		W-L RECORDS		RPI 51-100		RPI 150+	
11- 16		0- 0		0- 4		OVERALL		1- 3		8- 8	
8- 6		0- 0		0- 2		HOME		1- 1		6- 3	
3- 10		0- 0		0- 2		AWAY		0- 2		2- 5	
0- 0		0- 0		0- 0		NEUTRAL		0- 0		0- 0	
5- 4		0- 0		0- 2		NON-CONFERENCE		1- 1		3- 1	
3- 1		0- 0		0- 1		HOME		1- 0		2- 0	
2- 3		0- 0		0- 1		AWAY		0- 1		1- 1	
0- 0		0- 0		0- 0		NEUTRAL		0- 0		0- 0	
6- 12		0- 0		0- 2		CONFERENCE		0- 2		5- 7	
5- 5		0- 0		0- 1		HOME		0- 1		4- 3	
1- 7		0- 0		0- 1		AWAY		0- 1		1- 4	
0- 0		0- 0		0- 0		NEUTRAL		0- 0		0- 0	

RPI 1-25		RPI 26-50		RPI 51-100		RPI 101+		Team's RPI: 195			
RPI S	Opponent	Score	RPI S	Opponent	Score	RPI S	Opponent	Score	RPI S	Opponent	Score
34	A Marquette	55 71	52	A Creighton	65 78	119	A Drake	73 86			
44	A Southwest Mo. St.	47 84	52	H Creighton	63 64	119	H Drake	69 56			
44	H Southwest Mo. St.	59 77	75	H Austin Peay	73 63	136	A Tennessee Tech	83 77			
47	H Missouri	72 78	89	A Cincinnati	43 81	155	A Indiana St.	51 82			
						155	H Indiana St.	81 89			
						162	A Illinois St.	64 91			
						162	H Illinois St.	80 84			
						169	A Butler	68 89			
						171	A Wichita St.	55 63			
						171	H Wichita St.	76 61			
						174	A Northern Iowa	52 68			
						174	H Northern Iowa	76 67			
						202	H Ohio	72 59			
						231	A Bradley	81 65			
						231	H Bradley	69 66			
						255	A Tenn. -Martin	66 62			
						271	H IUPUI	60 48			
						291	H Southern Ill.	62 65			
						291	H Southern Ill.	63 57			

LAST 10 Division I GAMES:											
119	A Drake	73 86	44	A Southwest Mo. St.	47 84						
52	A Creighton	65 78	155	H Indiana St.	81 89						
231	H Bradley	69 66	162	H Illinois St.	80 84						
174	H Northern Iowa	76 67	291	H Southern Ill.	63 57						
171	A Wichita St.	55 63	231	A Bradley	81 65						

Non-Div I Games:

Evansville

Loss, Non-Conf, S Site, H Home A Away N Neutral

Average RPI Win: 223		WON-LOST RECORD	WINNING PCT. RANK	LAST 10 GAMES	STRENGTH OF SCHEDULE	OPP. STRENGTH OF SCHEDULE	TEAM RPI	ADJ. RPI	CONF. RPI	ADJ CONF. RPI
DIV. I ONLY	10- 19	249	4- 6	225	163	242	242	17	17	
DIV. I NON-CONF.	2- 8	271	0- 0	248	113	274	273	18	18	
TOTALS	RPI 1-25	RPI 26-50	W-L RECORDS	RPI 51-100	RPI 150+					
10- 19	0- 0	0- 1	OVERALL	0- 3	8- 9					
7- 5	0- 0	0- 0	HOME	0- 2	6- 0					
3- 10	0- 0	0- 1	AWAY	0- 1	2- 6					
0- 4	0- 0	0- 0	NEUTRAL	0- 0	0- 3					
2- 8	0- 0	0- 1	NON-CONFERENCE	0- 1	2- 4					
1- 2	0- 0	0- 0	HOME	0- 1	1- 0					
1- 3	0- 0	0- 1	AWAY	0- 0	1- 2					
0- 3	0- 0	0- 0	NEUTRAL	0- 0	0- 2					
8- 11	0- 0	0- 0	CONFERENCE	0- 2	6- 5					
6- 3	0- 0	0- 0	HOME	0- 1	5- 0					
2- 7	0- 0	0- 0	AWAY	0- 1	1- 4					
0- 1	0- 0	0- 0	NEUTRAL	0- 0	0- 1					
RPI S	RPI 1-25	Score	RPI S	RPI 26-50	Score	RPI S	RPI 51-100	Score	RPI S	RPI 101+ Team's RPI : 242
	Opponent			Opponent			Opponent			Score
			26	A Villanova	55 68	87	H Delaware	51 61	107	A Si ena 58 76
						90	A Mari st	66 79	107	H Si ena 63 68
						90	H Mari st	45 59	109	A Cani si us 90 82
									109	H Cani si us 82 92
									111	H Seton Hal l 57 73
									129	N UNC Wi l mi ngton 71 74
									135	A Ni agara 74 84
									135	H Ni agara 80 68
									163	N Kansas 70 84
									166	A St. John' s (N.Y.) 76 77
									174	N Northern Iowa 77 83
									189	A Northeastern 58 68
									193	A St. Peter' s 61 73
									193	H St. Peter' s 60 53
									204	A Loyol a (Md.) 53 75
									204	H Loyol a (Md.) 66 58
									225	A Manhattan 50 61
									225	H Manhattan 80 63
									225	N Manhattan 56 66
									232	A Hawai i 67 65
									267	H Massachusetts 43 42
									281	A I ona 61 75
									281	H I ona 75 63
									292	A Ri der 72 55
									292	H Ri der 83 70
			LAST 10 Div sion I GAMES:							
			225	N Manhattan	56 66	135	H Ni agara	80 68		
			204	A Loyol a (Md.)	53 75	109	H Cani si us	82 92		
			292	H Ri der	83 70	281	A I ona	61 75		
			281	H I ona	75 63	193	H St. Peter' s	60 53		
			90	A Mari st	66 79	107	A Si ena	58 76		

Non-Div I Games:

Fairfield

Loss,
Non-Conf, S Site,
H Home
A Away
N Neutral

Average RPI Win: 258		WON-LOST	WINNING	LAST 10	STRENGTH OF	OPP. STRENGTH	TEAM	ADJ.	CONF.	ADJ CONF.
Average RPI Loss: 158		RECORD	PCT. RANK	GAMES	SCHEDULE	OF SCHEDULE	RPI	RPI	RPI	RPI
DIV. I ONLY	13- 15	179	6- 4	237	265	225	226	26	26	
DIV. I NON-CONF.	3- 6	227	0- 0	195	214	230	233	29	29	
TOTALS	RPI 1-25	RPI 26-50	W-L RECORDS	RPI 51-100	RPI 150+					
13- 15	0- 0	0- 0	OVERALL	0- 5	13- 7					
7- 5	0- 0	0- 0	HOME	0- 1	7- 3					
6- 8	0- 0	0- 0	AWAY	0- 3	6- 4					
0- 2	0- 0	0- 0	NEUTRAL	0- 1	0- 0					
3- 6	0- 0	0- 0	NON-CONFERENCE	0- 3	3- 3					
1- 2	0- 0	0- 0	HOME	0- 0	1- 2					
2- 3	0- 0	0- 0	AWAY	0- 2	2- 1					
0- 1	0- 0	0- 0	NEUTRAL	0- 1	0- 0					
10- 9	0- 0	0- 0	CONFERENCE	0- 2	10- 4					
6- 3	0- 0	0- 0	HOME	0- 1	6- 1					
4- 5	0- 0	0- 0	AWAY	0- 1	4- 3					
0- 1	0- 0	0- 0	NEUTRAL	0- 0	0- 0					
RPI S	RPI 1-25 Opponent Score	RPI S	RPI 26-50 Opponent Score	RPI S	RPI 51-100 Opponent Score	RPI S	RPI 101+ Opponent Score	Team's RPI: 226		
				64 N	Florida St. 77 88	143	A Qui nni pi ac	45	71	
				76 A	St. Francis (Pa.) 60 81	143	H Qui nni pi ac	75	83	
				76 H	St. Francis (Pa.) 50 69	143	N Qui nni pi ac	76	80	
				96 A	Boston U. 64 78	152	A Sacred Heart	67	78	
				99 A	Pepperdi ne 54 77	158	A Brown	52	69	
						177	A Al bany (N. Y.)	66	59	
						194	H Lehi gh	58	65	
						206	A Monmouth	67	60	
						206	H Monmouth	69	66	
						219	H Bucknel l	65	67	
						239	A Long Isl and	66	42	
						239	H Long Isl and	62	47	
						244	A Wagner	68	51	
						244	H Wagner	64	70	
						266	A Yale	78	69	
						270	H Towson	78	71	
						277	A Mt. St. Mary's	74	80	
						277	H Mt. St. Mary's	79	61	
						287	A St. Francis (N. Y.)	54	65	
						287	H St. Francis (N. Y.)	71	55	
						311	A Central Conn. St.	65	43	
						311	H Central Conn. St.	90	48	
						320	H Robert Morris	73	61	
				LAST 10 Div sion I GAMES:						
				143 N	Qui nni pi ac 76 80	287 H	St. Francis (N. Y.)	71	55	
				206 H	Monmouth 69 66	277 H	Mt. St. Mary's	79	61	
				287 A	St. Francis (N. Y.) 54 65	143 H	Qui nni pi ac	75	83	
				76 A	St. Francis (Pa.) 60 81	311 H	Central Conn. St.	90	48	
				239 A	Long Isl and 66 42	244 A	Wagner	68	51	

Non-Div I Games:

Fairleigh Dickinson

■ Loss,
 ■ Non-Conf,
 ■ S Site,
 ■ H Home
 ■ A Away
 N Neutral

Average RPI Win: 266										WON-LOST RECORD										WINNING PCT. RANK										LAST 10 GAMES										STRENGTH OF SCHEDULE										OPP. STRENGTH OF SCHEDULE										TEAM RPI										ADJ. RPI										CONF. RPI										ADJ. CONF. RPI									
DIV. I ONLY										12- 16										203										7- 3										279										283										244										243										29										29									
DIV. I NON-CONF.										1- 6										279										0- 0										274										89										295										293										32										32									
TOTALS										RPI 1-25										RPI 26-50										W-L RECORDS										RPI 51-100										RPI 150+																																																	
12- 16										0- 0										0- 1										OVERALL										0- 2										12- 11																																																	
7- 6										0- 0										0- 0										HOME										0- 1										7- 4																																																	
5- 8										0- 0										0- 1										AWAY										0- 1										5- 5																																																	
0- 2										0- 0										0- 0										NEUTRAL										0- 0										0- 2																																																	
1- 6										0- 0										0- 1										NON-CONFERENCE										0- 2										1- 3																																																	
1- 2										0- 0										0- 0										HOME										0- 1										1- 1																																																	
0- 3										0- 0										0- 1										AWAY										0- 1										0- 1																																																	
0- 1										0- 0										0- 0										NEUTRAL										0- 0										0- 1																																																	
11- 10										0- 0										0- 0										CONFERENCE										0- 0										11- 8																																																	
6- 4										0- 0										0- 0										HOME										0- 0										6- 3																																																	
5- 5										0- 0										0- 0										AWAY										0- 0										5- 4																																																	
0- 1										0- 0										0- 0										NEUTRAL										0- 0										0- 1																																																	
RPI 1-25										RPI 26-50										RPI 51-100										RPI 101+										Team's RPI: 243																																																											
RPI S Opponent Score										RPI S Opponent Score										RPI S Opponent Score										RPI S Opponent Score										RPI S Opponent Score																																																											
46 A Louisville 67 93										83 H Georgia Tech 62 73										116 A Lipscomb 52 69										116 H Lipscomb 63 70																																																																					
										97 A South Fla. 56 82										151 A UAB 73 95										172 A Georgia St. 61 58																																																																					
																				172 H Georgia St. 67 72										172 N Georgia St. 46 58																																																																					
																				182 A UCF 69 83										182 H UCF 61 72																																																																					
																				211 A Belmont 82 79										211 H Belmont 74 64																																																																					
																				225 H Manhattan 70 75										236 A Stetson 72 76																																																																					
																				236 H Stetson 72 66										257 N Bi rmi ngham-So. 72 74																																																																					
																				259 A Mercer 73 81										259 H Mercer 62 66																																																																					
																				265 A Troy St. 82 69										265 H Troy St. 69 63																																																																					
																				288 H Norfolk St. 88 71										294 A Campbel l 80 78																																																																					
																				294 H Campbel l 64 61										312 A Gardner-Webb 79 86																																																																					
																				312 H Gardner-Webb 72 53										323 A Jacksonville 80 43																																																																					
																				323 H Jacksonville 78 66																																																																															
										LAST 10 Div										sion I GAMES:																																																																															
										172 N Georgi a St. 46 58										294 H Campbel l 64 61																																																																															
										323 H Jacksonvill e 78 66										312 H Gardner-Webb 72 53																																																																															
										236 H Stetson 72 66										265 A Troy St. 82 69																																																																															
										259 A Mercer 73 81										116 A Li pscomb 52 69																																																																															
										172 A Georgi a St. 61 58										211 A Bel mont 82 79																																																																															

Non-Div l Games:

Fl a. Atl anti c

Loss, Non-Conf, S Site, H Home A Away N Neutral

Average RPI Win: 77		WON-LOST RECORD	WINNING PCT. RANK	LAST 10 GAMES	STRENGTH OF SCHEDULE	OPP. STRENGTH OF SCHEDULE	TEAM RPI	ADJ. RPI	CONF. RPI	ADJ CONF. RPI	
DIV. I ONLY	19- 11	78	4- 6	4	16	16	15	1	1		
DIV. I NON-CONF.	11- 4	46	1- 1	11	74	18	18	1	1		

TOTALS	RPI 1-25		RPI 26-50		W-L RECORDS		RPI 51-100		RPI 150+		
19- 11	4- 6		4- 4		OVERALL		6- 1		2- 0		
7- 3	2- 2		2- 1		HOME		2- 0		0- 0		
10- 6	2- 2		2- 3		AWAY		4- 1		1- 0		
2- 2	0- 2		0- 0		NEUTRAL		0- 0		1- 0		
11- 4	0- 2		3- 2		NON-CONFERENCE		4- 0		2- 0		
2- 1	0- 1		2- 0		HOME		0- 0		0- 0		
7- 2	0- 0		1- 2		AWAY		4- 0		1- 0		
2- 1	0- 1		0- 0		NEUTRAL		0- 0		1- 0		
8- 7	4- 4		1- 2		CONFERENCE		2- 1		0- 0		
5- 2	2- 1		0- 1		HOME		2- 0		0- 0		
3- 4	2- 2		1- 1		AWAY		0- 1		0- 0		
0- 1	0- 1		0- 0		NEUTRAL		0- 0		0- 0		

RPI 1-25		Team's RPI: 15		RPI 26-50		RPI 51-100		RPI 101+			
RPI S	Opponent	Score	RPI S	Opponent	Score	RPI S	Opponent	Score	RPI S	Opponent	Score
1	A Tennessee	79 88	28	A Auburn	71 60	63	A Mi ssi ssi ppi St.	76 88	110	N La Salle	90 65
7	A LSU	59 74	32	A Mi ami (Fl a.)	75 80	64	A Florida St.	74 60	114	H South Carol i na	61 56
7	H LSU	72 91	35	H George Washi ngton	80 63	73	A New Mexico	68 56	123	A Oakl and	76 72
10	A Vanderbi l t	92 83	37	H UC Santa Barb.	75 49	82	H Al abama	76 69	182	A UCF	79 48
10	H Vanderbi l t	67 61	41	H Arkansas	68 82	93	H Kentucky	76 56	241	N Bethune-Cookman	86 50
11	A Georgi a	83 73	42	A Ri chmond	88 98	96	A Boston U.	66 56			
11	H Georgi a	69 59	45	A Templ e	62 49	97	A South Fla.	70 55			
11	N Georgi a	72 76	49	A Mi ssi ssi ppi	72 79						
17	H Bayl or	54 71									
17	N Bayl or	76 91									

LAST 10 Di v					si on I GAMES:						
17	N Bayl or	76 91	41	H Arkansas	68 82						
73	A New Mexi co	68 56	1	A Tennessee	79 88						
11	N Georgi a	72 76	7	H LSU	72 91						
28	A Auburn	71 60	63	A Mi ssi ssi ppi St.	76 88						
11	H Georgi a	69 59	93	H Kentucky	76 56						

Non-Div I Games:

Florida

[illegible]

Non-Div l Games:

Florida A&M

Loss, Non-Conf, S Site, H Home A Away N Neutral

Average RPI Win: 209		WON-LOST RECORD	WINNING PCT. RANK	LAST 10 GAMES	STRENGTH OF SCHEDULE	OPP. STRENGTH OF SCHEDULE	TEAM RPI	ADJ. RPI	CONF. RPI	ADJ CONF. RPI
DIV. I ONLY		11- 17	220	1- 9	212	109	228	228	8	8
DIV. I NON-CONF.		7- 4	81	0- 0	278	217	170	172	8	8
TOTALS		RPI 1-25	RPI 26-50	W-L RECORDS	RPI 51-100	RPI 150+				
11- 17	0- 1	0- 4	OVERALL	1- 5	7- 5					
6- 6	0- 0	0- 2	HOME	1- 1	3- 2					
4- 10	0- 1	0- 2	AWAY	0- 3	4- 3					
1- 1	0- 0	0- 0	NEUTRAL	0- 1	0- 0					
7- 4	0- 1	0- 0	NON-CONFERENCE	1- 1	5- 2					
3- 1	0- 0	0- 0	HOME	1- 0	2- 1					
3- 3	0- 1	0- 0	AWAY	0- 1	3- 1					
1- 0	0- 0	0- 0	NEUTRAL	0- 0	0- 0					
4- 13	0- 0	0- 4	CONFERENCE	0- 4	2- 3					
3- 5	0- 0	0- 2	HOME	0- 1	1- 1					
1- 7	0- 0	0- 2	AWAY	0- 2	1- 2					
0- 1	0- 0	0- 0	NEUTRAL	0- 1	0- 0					

RPI 1-25		RPI 26-50		RPI 51-100		RPI 101+ Team's RPI: 228					
RPI S	Opponent	Score	RPI S	Opponent	Score	RPI S	Opponent	Score			
12 A	Stanford	53 79	35 A	George Washi ngton	45 73	65 A	St. Joseph' s	42 54	110 H	La Salle	73 63
			42 H	Ri chmond	39 66	65 H	St. Joseph' s	40 63	111 N	Seton Hall I	74 63
			45 A	Templ e	43 61	85 H	George Mason	66 60	120 A	Rhode Isl and	48 50
			45 H	Templ e	56 67	96 A	Boston U.	63 74	120 H	Rhode Isl and	81 69
						100 A	Xavi er	69 81	132 H	Duquesne	61 62
						100 N	Xavi er	57 63	184 H	Dartmouth	55 72
									201 A	St. Bonaventure	59 72
									201 H	St. Bonaventure	50 47
									215 A	Pitt sburgh	48 62
									225 A	Manhattan	58 55
									267 A	Massachusetts	61 45
									267 H	Massachusetts	64 66
									274 H	Stony Brook	54 47
									281 A	Cal St. Fullerton	81 43
									283 A	Dayton	67 70
									298 A	Chi cago St.	67 55
									323 H	Jacksonv ille	69 57

LAST 10 Div sion I GAMES:					
100 N	Xavi er	57 63	120 A	Rhode Isl and	48 50
65 A	St. Joseph' s	42 54	267 H	Massachusetts	64 66
201 A	St. Bonaventure	59 72	65 H	St. Joseph' s	40 63
45 H	Templ e	56 67	35 A	George Washi ngton	45 73
42 H	Ri chmond	39 66	267 A	Massachusetts	61 45

Fordham

Non-Div I Games:

Fordham

Loss,
Non-Conf, S Site,
H Home
A Away
N Neutral

Average RPI Win: 205

Average RPI Loss: 124

WON-LOST
RECORDWINNING
PCT. RANKLAST 10
GAMESSTRENGTH OF
SCHEDULEOPP. STRENGTH
OF SCHEDULETEAM
RPIADJ.
RPICONF.
RPIADJ CONF.
RPI

DIV. I ONLY

13- 16

192

6- 4

177

138

189

190

13

13

DIV. I NON-CONF.

6- 4

100

0- 0

200

188

130

132

12

12

TOTALS

RPI 1-25

RPI 26-50

W-L RECORDS

RPI 51-100

RPI 150+

13- 16

0- 2

0- 2

OVERALL

1- 4

10- 4

7- 7

0- 1

0- 1

HOME

1- 2

5- 2

5- 9

0- 1

0- 1

AWAY

0- 2

5- 2

1- 0

0- 0

0- 0

NEUTRAL

0- 0

0- 0

6- 4

0- 0

0- 2

NON-CONFERENCE

0- 0

5- 1

3- 1

0- 0

0- 1

HOME

0- 0

3- 0

2- 3

0- 0

0- 1

AWAY

0- 0

2- 1

1- 0

0- 0

0- 0

NEUTRAL

0- 0

0- 0

7- 12

0- 2

0- 0

CONFERENCE

1- 4

5- 3

4- 6

0- 1

0- 0

HOME

1- 2

2- 2

3- 6

0- 1

0- 0

AWAY

0- 2

3- 1

0- 0

0- 0

0- 0

NEUTRAL

0- 0

0- 0

RPI 1-25

RPI 26-50

RPI 51-100

RPI 101+

Team's RPI: 190

RPI	S	Opponent	Score
19	A	Louisiana Tech	59 81
19	H	Louisiana Tech	52 85

RPI	S	Opponent	Score
39	H	Utah	53 66
50	A	UCLA	56 69

RPI	S	Opponent	Score
51	A	Rice	55 97
51	H	Rice	58 71
92	A	Tulsa	60 70
92	H	Tulsa	85 76
92	H	Tulsa	55 79

RPI	S	Opponent	Score
115	N	Western Ill.	64 52
133	A	UTEP	38 45
133	H	UTEP	53 59
137	A	Southern Methodist	62 67
137	H	Southern Methodist	49 35
145	A	Oklahoma St.	60 67
167	H	Denver	53 50
191	H	La.-Monroe	88 56
197	A	San Jose St.	72 60
197	H	San Jose St.	81 39
224	A	Washington St.	51 69
232	A	Hawaii	63 54
232	H	Hawaii	46 48
238	A	Long Beach St.	70 65
252	A	Boise St.	77 75
252	H	Boise St.	50 52
253	H	Santa Clara	71 61
281	A	Cal St. Fullerton	71 53
307	A	Nevada	53 71
307	H	Nevada	63 44

LAST 10 Division I Games:

92	H	Tulsa	55 79
232	A	Hawaii	63 54
197	A	San Jose St.	72 60
307	H	Nevada	63 44
51	H	Rice	58 71

92	H	Tulsa	85 76
252	A	Boise St.	77 75
133	A	UTEP	38 45
137	H	Southern Methodist	49 35
19	H	Louisiana Tech	52 85

Non-Div I Games:

Fresno St.

Loss,
 Non-Conf, S Site,
 H Home
A Away
 N Neutral

Average RPI Win: 253		WON-LOST	WINNING	LAST 10	STRENGTH OF	OPP. STRENGTH	TEAM	ADJ.	CONF.	ADJ CONF.
Average RPI Loss: 133		RECORD	PCT. RANK	GAMES	SCHEDULE	OF SCHEDULE	RPI	RPI	RPI	RPI
DIV. I ONLY	17- 11	92	7- 3	265	216	164	168	22	22	
DIV. I NON-CONF.	2- 4	227	0- 0	202	57	222	222	25	25	
TOTALS	RPI 1-25	RPI 26-50	W-L RECORDS	RPI 51-100	RPI 150+					
17- 11	0- 1	0- 3	OVERALL	0- 1	17- 6					
8- 4	0- 1	0- 1	HOME	0- 1	8- 1					
7- 6	0- 0	0- 2	AWAY	0- 0	7- 4					
2- 1	0- 0	0- 0	NEUTRAL	0- 0	2- 1					
2- 4	0- 1	0- 1	NON-CONFERENCE	0- 1	2- 1					
0- 2	0- 1	0- 0	HOME	0- 1	0- 0					
1- 2	0- 0	0- 1	AWAY	0- 0	1- 1					
1- 0	0- 0	0- 0	NEUTRAL	0- 0	1- 0					
15- 7	0- 0	0- 2	CONFERENCE	0- 0	15- 5					
8- 2	0- 0	0- 1	HOME	0- 0	8- 1					
6- 4	0- 0	0- 1	AWAY	0- 0	6- 3					
1- 1	0- 0	0- 0	NEUTRAL	0- 0	1- 1					
RPI S	RPI 1-25	RPI S	RPI 26-50	RPI S	RPI 51-100	RPI S	RPI 101+	Team's RPI: 168		
Opponent	Score	Opponent	Score	Opponent	Score	Opponent	Score			
11 H Georgi a	51 86	29 A Vi rgi ni a Tech	70 83	71 H Cl emson	66 74	161 A El on	48 38			
		33 A Chattanooga	58 65			161 H El on	74 44			
		33 H Chattanooga	65 70			179 A Davi dson	46 57			
						179 H Davi dson	87 88			
						208 N Hol y Cross	68 57			
						210 A East Tenn. St.	80 68			
						210 H East Tenn. St.	83 58			
						214 A Ga. Southern	65 46			
						214 H Ga. Southern	57 40			
						218 A Western Caro.	58 66			
						218 H Western Caro.	69 57			
						218 N Western Caro.	66 75			
						223 A Provi dence	48 58			
						272 A UNC Greensboro	60 63			
						272 H UNC Greensboro	89 42			
						284 A Appal achi an St.	77 66			
						284 H Appal achi an St.	74 62			
						305 A Col . of Charleston	68 61			
						305 H Col . of Charleston	69 37			
						305 N Col . of Charleston	77 56			
						312 A Gardner -Webb	77 58			
						317 A Wofford	70 40			
						317 H Wofford	78 46			
		LAST 10 Div sion I GAMES:								
		218 N Western Caro.	66 75	214 A Ga. Southern	65 46					
		305 N Col . of Charleston	77 56	305 A Col . of Charleston	68 61					
		161 H El on	74 44	284 H Appal achi an St.	74 62					
		179 H Davi dson	87 88	317 H Wofford	78 46					
		218 A Western Caro.	58 66	272 H UNC Greensboro	89 42					

Average RPI Win:	276	WON-LOST RECORD	WINNING PCT. RANK	LAST 10 GAMES	STRENGTH OF SCHEDULE	OPP. STRENGTH OF SCHEDULE	TEAM RPI	ADJ. RPI	CONF. RPI	ADJ CONF. RPI
Average RPI Loss:	133									
DIV. I ONLY	14- 14	154	5- 5	250	223	214	214	22	22	
DIV. I NON-CONF.	4- 2	64	1- 0	251	93	124	126	25	25	
TOTALS	RPI 1-25	RPI 26-50	W-L RECORDS	RPI 51-100	RPI 150+					
14- 14	0- 1	0- 4	OVERALL	0- 0	14- 9					
6- 6	0- 1	0- 1	HOME	0- 0	6- 4					
6- 6	0- 0	0- 1	AWAY	0- 0	6- 5					
2- 2	0- 0	0- 2	NEUTRAL	0- 0	2- 0					
4- 2	0- 1	0- 1	NON-CONFERENCE	0- 0	4- 0					
1- 1	0- 1	0- 0	HOME	0- 0	1- 0					
2- 0	0- 0	0- 0	AWAY	0- 0	2- 0					
1- 1	0- 0	0- 1	NEUTRAL	0- 0	1- 0					
10- 12	0- 0	0- 3	CONFERENCE	0- 0	10- 9					
5- 5	0- 0	0- 1	HOME	0- 0	5- 4					
4- 6	0- 0	0- 1	AWAY	0- 0	4- 5					
1- 1	0- 0	0- 1	NEUTRAL	0- 0	1- 0					
RPI 1-25	RPI 26-50	RPI 51-100	RPI 101+ Team's RPI : 214							
RPI S Opponent Score	RPI S Opponent Score	RPI S Opponent Score	RPI S Opponent Score							
11 H Georgi a 53 84	33 A Chattanooga 32 70		161 A El on 53 58							
	33 H Chattanooga 64 81		161 H El on 58 69							
	33 N Chattanooga 50 73		168 A Furman 40 57							
	42 N Ri chmond 48 59		168 H Furman 46 65							
			179 A Davi dson 49 62							
			179 H Davi dson 47 57							
			210 A East Tenn. St. 64 65							
			210 H East Tenn. St. 70 55							
			218 A Western Caro. 62 58							
			218 H Western Caro. 57 65							
			259 A Mercer 59 54							
			263 N San Di ego 71 55							
			272 A UNC Greensboro 43 78							
			272 H UNC Greensboro 54 43							
			276 A Savannah St. 57 43							
			276 H Savannah St. 75 59							
			284 A Appal achi an St. 64 62							
			284 H Appal achi an St. 68 53							
			284 N Appal achi an St. 65 58							
			305 A Col . of Charleston 61 56							
			305 H Col . of Charleston 66 57							
			317 A Wofford 87 64							
			317 H Wofford 68 39							
	LAST 10 Div si on I GAMES:									
	33 N Chattanooga 50 73	168 H Furman 46 65								
	284 N Appal achi an St. 65 58	317 H Wofford 68 39								
	210 H East Tenn. St. 70 55	161 A El on 53 58								
	284 A Appal achi an St. 64 62	272 A UNC Greensboro 43 78								
	276 H Savannah St. 75 59	33 H Chattanooga 64 81								

Non-Div Games: S. C. -Ai ken	61	58
--------------------------------	----	----

Ga. Southern

Loss, Non-Conf, S Site, H Home A Away N Neutral

Average RPI Win: 261		WON-LOST RECORD		WINNING PCT. RANK		LAST 10 GAMES		STRENGTH OF SCHEDULE		OPP. STRENGTH OF SCHEDULE		TEAM RPI		ADJ. RPI		CONF. RPI		ADJ CONF. RPI			
DIV. I ONLY		5- 22		300		2- 8		284		316		312		312		29		29			
DIV. I NON-CONF.		1- 6		279		0- 0		246		308		300		300		32		32			
TOTALS		RPI 1-25		RPI 26-50		W-L RECORDS		RPI 51-100		RPI 150+											
5- 22		0- 0		0- 0		OVERALL		0- 0		4- 20											
3- 10		0- 0		0- 0		HOME		0- 0		2- 10											
2- 11		0- 0		0- 0		AWAY		0- 0		2- 10											
0- 1		0- 0		0- 0		NEUTRAL		0- 0		0- 0											
1- 6		0- 0		0- 0		NON-CONFERENCE		0- 0		1- 5											
0- 3		0- 0		0- 0		HOME		0- 0		0- 3											
1- 2		0- 0		0- 0		AWAY		0- 0		1- 2											
0- 1		0- 0		0- 0		NEUTRAL		0- 0		0- 0											
4- 16		0- 0		0- 0		CONFERENCE		0- 0		3- 15											
3- 7		0- 0		0- 0		HOME		0- 0		2- 7											
1- 9		0- 0		0- 0		AWAY		0- 0		1- 8											
0- 0		0- 0		0- 0		NEUTRAL		0- 0		0- 0											
RPI 1-25		RPI 26-50		RPI 51-100		RPI 101+		Team's RPI : 312													
RPI S	Opponent	Score	RPI S	Opponent	Score	RPI S	Opponent	Score	RPI S	Opponent	Score										
												116	A	Li pscomb	48	75					
												116	H	Li pscomb	71	60					
												148	N	Eastern Ky.	59	69					
												168	H	Furman	58	77					
												172	A	Georgi a St.	49	79					
												172	H	Georgi a St.	60	67					
												175	A	Southern Mi ss.	44	48					
												182	A	UCF	48	74					
												182	H	UCF	46	52					
												211	A	Bel mont	53	72					
												211	H	Bel mont	61	77					
												221	H	Hi gh Point	56	68					
												234	H	Radford	63	89					
												236	A	Stetson	54	68					
												236	H	Stetson	72	77					
												240	A	Morehead St.	65	77					
												243	A	Fl a. Atlanti c	53	72					
												243	H	Fl a. Atlanti c	86	79					
												259	A	Mercer	63	68					
												259	H	Mercer	60	68					
												265	A	Troy St.	56	70					
												265	H	Troy St.	50	60					
												294	A	Campbel l	50	59					
												294	H	Campbel l	57	58					
												302	A	N. C. A&T	72	52					
												323	A	Jacksonville	75	60					
												323	H	Jacksonville	70	50					
		LAST 10 Div		sion I GAMES:																	
												259	H	Mercer	60	68	211	H	Bel mont	61	77
												172	H	Georgi a St.	60	67	116	H	Li pscomb	71	60
												265	A	Troy St.	56	70	323	A	Jacksonville	75	60
												182	A	UCF	48	74	236	A	Stetson	54	68
												243	A	Fl a. Atlanti c	53	72	294	A	Campbel l	50	59

Gardner-Webb

Gardner-Webb

Non-Div I Games:

Gardner-Webb

■ Loss, ■ Non-Conf, S Site, H Home A Away N Neutral

Average RPI Win:		144	WON-LOST RECORD		WINNING PCT. RANK		LAST 10 GAMES		STRENGTH OF SCHEDULE		OPP. STRENGTH OF SCHEDULE		TEAM RPI		ADJ. RPI		CONF. RPI		ADJ CONF. RPI	
Average RPI Loss:		50																		
DIV. I ONLY			22- 8		40		7- 3		72		72		36		35		8		8	
DIV. I NON-CONF.			7- 5		107		0- 1		49		10		50		49		8		8	
TOTALS			RPI 1-25		RPI 26-50		W-L RECORDS		RPI 51-100				RPI 150+							
22- 8			1- 3		3- 1		OVERALL		4- 3				8- 0							
11- 3			1- 1		2- 0		HOME		2- 2				3- 0							
9- 3			0- 1		1- 0		AWAY		1- 1				5- 0							
2- 2			0- 1		0- 1		NEUTRAL		1- 0				0- 0							
7- 5			1- 3		0- 1		NON-CONFERENCE		2- 1				3- 0							
4- 2			1- 1		0- 0		HOME		1- 1				1- 0							
2- 1			0- 1		0- 0		AWAY		0- 0				2- 0							
1- 2			0- 1		0- 1		NEUTRAL		1- 0				0- 0							
15- 3			0- 0		3- 0		CONFERENCE		2- 2				5- 0							
7- 1			0- 0		2- 0		HOME		1- 1				2- 0							
7- 2			0- 0		1- 0		AWAY		1- 1				3- 0							
1- 0			0- 0		0- 0		NEUTRAL		0- 0				0- 0							
RPI 1-25					RPI 26-50		Team's RPI: 35		RPI 51-100				RPI 101+							
RPI S	Opponent		Score		RPI S	Opponent		Score		RPI S	Opponent		Score		RPI S	Opponent		Score		
1	H	Tennessee	51	65	31	N	DePaul	46	83	57	N	Arizona St.	58	45	110	A	La Salle	85	72	
3	N	Penn St.	51	77	42	A	Ri chmond	69	48	65	A	St. Joseph's	57	70	110	H	La Salle	81	64	
15	A	Flori da	63	80	42	H	Ri chmond	86	60	65	H	St. Joseph's	62	64	110	N	La Salle	64	61	
16	H	Boston College	76	75	45	H	Templ e	61	52	88	H	Georgetown	62	67	120	A	Rhode Isl and	60	56	
										91	H	Oregon	72	52	132	A	Duquesne	60	77	
										100	A	Xavi er	65	49	132	H	Duquesne	88	71	
										100	H	Xavi er	66	64	143	H	Qui nni pi ac	76	54	
															192	H	Syracuse	65	43	
															201	A	St. Bonaventure	73	61	
															220	A	Howard	80	55	
															228	H	Fordham	73	45	
															266	A	Yal e	81	57	
															267	A	Massachusetts	70	51	
															283	A	Dayton	71	51	
															283	H	Dayton	80	62	
LAST 10 Division I GAMES:																				
										31	N	DePaul	46	83	132	A	Duquesne	60	77	
										65	A	St. Joseph's	57	70	120	A	Rhode Isl and	60	56	
										110	N	La Salle	64	61	283	H	Dayton	80	62	
										45	H	Templ e	61	52	100	H	Xavi er	66	64	
										267	A	Massachusetts	70	51	42	A	Ri chmond	69	48	

Georgia

Average RPI Win:	89	WON-LOST	WINNING	LAST 10	STRENGTH OF	OPP. STRENGTH	TEAM	ADJ.	CONF.	ADJ CONF.
Average RPI Loss:	18	RECORD	PCT. RANK	GAMES	SCHEDULE	OF SCHEDULE	RPI	RPI	RPI	RPI
DIV. I ONLY	25- 10	49	7- 3	8	4	10	11	1	1	
DIV. I NON-CONF.	14- 2	13	3- 0	14	55	8	8	1	1	

TOTALS	RPI 1-25	RPI 26-50	W-L RECORDS	RPI 51-100	RPI 150+					
25- 10	7- 7	1- 3	OVERALL	9- 0	5- 0					
10- 2	2- 2	1- 0	HOME	6- 0	1- 0					
7- 6	1- 3	0- 3	AWAY	1- 0	3- 0					
8- 2	4- 2	0- 0	NEUTRAL	2- 0	1- 0					
14- 2	3- 2	0- 0	NON-CONFERENCE	5- 0	5- 0					
5- 0	1- 0	0- 0	HOME	3- 0	1- 0					
4- 2	0- 2	0- 0	AWAY	0- 0	3- 0					
5- 0	2- 0	0- 0	NEUTRAL	2- 0	1- 0					
11- 8	4- 5	1- 3	CONFERENCE	4- 0	0- 0					
5- 2	1- 2	1- 0	HOME	3- 0	0- 0					
3- 4	1- 1	0- 3	AWAY	1- 0	0- 0					
3- 2	2- 2	0- 0	NEUTRAL	0- 0	0- 0					

RPI 1-25 Team's RPI: 11				RPI 26-50				RPI 51-100				RPI 101+			
RPI	S	Opponent	Score	RPI	S	Opponent	Score	RPI	S	Opponent	Score	RPI	S	Opponent	Score
1	H	Tennessee	67 70	28	A	Auburn	54 72	55	H	North Carolina	72 58	114	A	South Carolina	73 50
1	N	Tennessee	68 66	41	A	Arkansas	63 71			St.		114	N	South Carolina	73 42
5	N	Purdue	66 64	49	A	Mississippi	79 90	60	H	Middle Tenn.	65 50	148	A	Eastern Ky.	92 60
6	A	Texas	58 71	49	H	Mississippi	79 62	63	H	Mississippi St.	88 70	168	A	Furman	86 51
7	H	LSU	80 74					69	N	Liberty	78 53	172	H	Georgia St.	87 48
7	N	LSU	60 62					82	H	Alabama	71 68	214	A	Ga. Southern	84 53
8	H	Houston	65 52					83	N	Georgia Tech	78 62	240	N	Morehead St.	92 42
10	A	Vanderbilt	83 67					93	A	Kentucky	74 53	253	A	Santa Clara	77 65
10	N	Vanderbilt	56 62					93	H	Kentucky	73 62				
12	A	Stanford	59 61					97	H	South Fla.	92 65				
15	A	Florida	59 69												
15	H	Florida	73 83												
15	N	Florida	76 72												
18	N	TCU	85 71												

LAST 10 Division I GAMES:											
7	N	LSU	60 62	1	N	Tennessee	68 66				
5	N	Purdue	66 64	15	N	Florida	76 72				
18	N	TCU	85 71	114	N	South Carolina	73 42				
69	N	Liberty	78 53	93	H	Kentucky	73 62				
10	N	Vanderbilt	56 62	15	A	Florida	59 69				

Georgia

Non-Div I Games:

Georgia

Loss, Non-Conf, S Site, H Home A Away N Neutral

Page 97

Non-Div I Games:

Georgia

[illegible]

Non-Div I Games:

Georgi a St.

Loss, Non-Conf, S Site, H Home A Away N Neutral

Average RPI Win: 198

Average RPI Loss: 104

WON-LOST
RECORDWINNING
PCT. RANKLAST 10
GAMESSTRENGTH OF
SCHEDULEOPP. STRENGTH
OF SCHEDULETEAM
RPIADJ.
RPICONF.
RPIADJ CONF.
RPI

DIV. I ONLY

17- 12

106

5- 5

118

141

100

103

15

15

DIV. I NON-CONF.

6- 7

160

0- 1

143

154

152

154

14

14

TOTALS

RPI 1-25

RPI 26-50

W-L RECORDS

RPI 51-100

RPI 150+

17- 12

0- 1

1- 1

OVERALL

3- 6

13- 3

8- 3

0- 0

1- 0

HOME

2- 1

5- 2

5- 7

0- 0

0- 1

AWAY

0- 4

5- 1

4- 2

0- 1

0- 0

NEUTRAL

1- 1

3- 0

6- 7

0- 1

1- 1

NON-CONFERENCE

0- 3

5- 1

2- 2

0- 0

1- 0

HOME

0- 1

1- 1

1- 4

0- 0

0- 1

AWAY

0- 2

1- 0

3- 1

0- 1

0- 0

NEUTRAL

0- 0

3- 0

11- 5

0- 0

0- 0

CONFERENCE

3- 3

8- 2

6- 1

0- 0

0- 0

HOME

2- 0

4- 1

4- 3

0- 0

0- 0

AWAY

0- 2

4- 1

1- 1

0- 0

0- 0

NEUTRAL

1- 1

0- 0

RPI 1-25

RPI 26-50

RPI 51-100

RPI 101+

Team's RPI: 103

RPI	S	Opponent	Score
8	N	Houston	54 66

RPI	S	Opponent	Score
36	H	Montana	60 52
39	A	Utah	64 88

RPI	S	Opponent	Score
54	A	Loyol a Marymount	58 70
54	H	Loyol a Marymount	70 54
54	N	Loyol a Marymount	58 61
56	A	Washi ngton	56 70
86	A	Oregon St.	64 69
91	H	Oregon	57 73
99	A	Pepperdi ne	62 73
99	H	Pepperdi ne	75 44
99	N	Pepperdi ne	66 64

RPI	S	Opponent	Score
130	A	Weber St.	54 72
169	N	Butler	65 59
182	A	Portl and	83 71
182	H	Portl and	64 55
186	A	St. Mary's (Cal.)	48 60
186	H	St. Mary's (Cal.)	68 45
212	A	San Franci sco	72 61
212	H	San Franci sco	53 59
229	H	Eastern Wash.	69 72
252	N	Boi se St.	75 54
253	A	Santa Cl ara	80 67
253	H	Santa Cl ara	77 69
263	A	San Di ego	55 53
263	H	San Di ego	61 58
266	N	Yal e	69 48
295	A	Portl and St.	69 61
299	H	UC Ri versi de	68 54

LAST 10 Div sion I GAMES:

86	A	Oregon St.	64 69	182	A	Portl and	83 71
54	N	Loyol a Marymount	58 61	212	H	San Franci sco	53 59
99	N	Pepperdi ne	66 64	186	H	St. Mary's (Cal.)	68 45
263	A	San Di ego	55 53	99	A	Pepperdi ne	62 73
253	A	Santa Cl ara	80 67	54	A	Loyol a Marymount	58 70

[illegible]

Non-Div I Games:	Tuskegee	69	73	St. Mary's (Tex.)	59	68	Ark. Baptist	89	61	Tougaloo	74	45	Grambling
------------------	----------	----	----	-------------------	----	----	--------------	----	----	----------	----	----	-----------

Loss, Non-Conf, S Site, H Home A Away N Neutral

Average RPI Win:		246	WON-LOST		WINNING	LAST 10	STRENGTH OF		OPP. STRENGTH	TEAM	ADJ.	CONF.	ADJ CONF.						
Average RPI Loss:		123	RECORD		PCT. RANK	GAMES	SCHEDULE		OF SCHEDULE	RPI	RPI	RPI	RPI						
DIV. I ONLY		17- 13			119	9- 1	132		239	127	127	28	28						
DIV. I NON-CONF.		0- 9			304	0- 1	46		22	240	239	28	28						
TOTALS		RPI 1-25			RPI 26-50	W-L RECORDS		RPI 51-100		RPI 150+									
17- 13		0- 2			0- 1	OVERALL		0- 1		15- 6									
7- 5		0- 0			0- 0	HOME		0- 1		6- 4									
7- 3		0- 0			0- 0	AWAY		0- 0		7- 1									
3- 5		0- 2			0- 1	NEUTRAL		0- 0		2- 1									
0- 9		0- 2			0- 1	NON-CONFERENCE		0- 1		0- 3									
0- 3		0- 0			0- 0	HOME		0- 1		0- 2									
0- 1		0- 0			0- 0	AWAY		0- 0		0- 0									
0- 5		0- 2			0- 1	NEUTRAL		0- 0		0- 1									
17- 4		0- 0			0- 0	CONFERENCE		0- 0		15- 3									
7- 2		0- 0			0- 0	HOME		0- 0		6- 2									
7- 2		0- 0			0- 0	AWAY		0- 0		7- 1									
3- 0		0- 0			0- 0	NEUTRAL		0- 0		2- 0									
RPI S		RPI 1-25	Score		RPI S	RPI 26-50	Score		RPI S	RPI 51-100	Score		RPI S	RPI 101+ Team's RPI: 127					
Opponent					Opponent				Opponent				Opponent		Score				
2	N	Duke	59	90	33	N	Chattanooga	57	88	80	H	Arkansas St.	54	77	104	A	Wake Forest	43	64
3	N	Penn St.	42	79											118	N	Wisconsin	38	49
															140	A	Delaware St.	47	66
															140	H	Delaware St.	56	40
															140	N	Delaware St.	65	50
															156	N	Northwestern	45	58
															157	H	Toledo	60	61
															160	H	Jacksonville St.	72	83
															178	A	Florida A&M	54	56
															178	H	Florida A&M	71	46
															185	H	Coppin St.	60	61
															185	N	Coppin St.	76	58
															220	A	Howard	74	59
															220	H	Howard	81	56
															241	A	Bethune-Cookman	69	54
															241	H	Bethune-Cookman	72	59
															279	A	Md. -East. Shore	82	62
															279	H	Md. -East. Shore	60	59
															279	N	Md. -East. Shore	77	64
															280	A	South Carolina St.	76	39
															280	H	South Carolina St.	57	63
															288	A	Norfolk St.	73	60
															288	H	Norfolk St.	65	48
															302	A	N. C. A&T	72	60
															302	H	N. C. A&T	69	59
															322	A	Morgan St.	65	47
LAST 10 Division I GAMES:																			
						3	N	Penn St.	42	79	140	H	Delaware St.	56	40				
						140	N	Delaware St.	65	50	220	H	Howard	81	56				
						185	N	Coppin St.	76	58	279	A	Md. -East. Shore	82	62				
						279	N	Md. -East. Shore	77	64	241	H	Bethune-Cookman	72	59				
						288	A	Norfolk St.	73	60	178	H	Florida A&M	71	46				

Hampton

Hampton

Non-Div I Games:

Hampton

Loss, Non-Conf, S Site, H Home A Away N Neutral

Average RPI Win: 201		WON-LOST	WINNING	LAST 10	STRENGTH OF	OPP. STRENGTH	TEAM	ADJ.	CONF.	ADJ CONF.	
Average RPI Loss: 150		RECORD	PCT. RANK	GAMES	SCHEDULE	OF SCHEDULE	RPI	RPI	RPI	RPI	
DIV. I ONLY	18- 12	98	2- 8	221	169	144	150	16	16		
DIV. I NON-CONF.	9- 2	30	0- 0	244	190	85	86	16	16		
TOTALS	RPI 1-25	RPI 26-50	W-L RECORDS	RPI 51-100	RPI 150+						
18- 12	0- 0	0- 1	OVERALL	3- 3	14- 6						
10- 5	0- 0	0- 0	HOME	1- 2	8- 3						
7- 6	0- 0	0- 0	AWAY	1- 1	6- 3						
1- 1	0- 0	0- 1	NEUTRAL	1- 0	0- 0						
9- 2	0- 0	0- 1	NON-CONFERENCE	2- 0	7- 0						
5- 0	0- 0	0- 0	HOME	1- 0	4- 0						
3- 1	0- 0	0- 0	AWAY	0- 0	3- 0						
1- 1	0- 0	0- 1	NEUTRAL	1- 0	0- 0						
9- 10	0- 0	0- 0	CONFERENCE	1- 3	7- 6						
5- 5	0- 0	0- 0	HOME	0- 2	4- 3						
4- 5	0- 0	0- 0	AWAY	1- 1	3- 3						
0- 0	0- 0	0- 0	NEUTRAL	0- 0	0- 0						
RPI S	RPI 1-25 Opponent	Score	RPI S	RPI 26-50 Opponent	Score	RPI S	RPI 51-100 Opponent	Score	RPI S	RPI 101+ Opponent	Team's RPI: 150 Score
			36 N	Montana	49 70	59 A	Maine	52 54	124 A	Binghamton	60 64
						59 H	Maine	40 61	124 H	Binghamton	55 45
			74 N	Virginia	74 63				143 A	Quinnipiac	66 72
			90 H	Marist	69 65				177 A	Albany (N. Y.)	48 61
			96 A	Boston U.	69 60				177 H	Albany (N. Y.)	53 57
			96 H	Boston U.	62 71				177 H	Albany (N. Y.)	50 52
									184 H	Dartmouth	45 42
									189 A	Northeastern	59 61
									189 H	Northeastern	60 56
									193 H	St. Peter's	59 39
									196 A	Vermont	76 70
									196 H	Vermont	50 43
									209 A	New Hampshire	59 43
									209 H	New Hampshire	71 65
									215 A	Pittsburgh	60 54
									232 A	Hawaii	79 76
									266 A	Yale	64 51
									267 H	Massachusetts	60 53
									274 A	Stony Brook	58 39
									274 H	Stony Brook	61 64
									293 A	UMBC	46 48
									293 H	UMBC	55 46
									311 H	Central Conn. St.	55 43
			LAST 10 Division I GAMES:								
			177 H	Albany (N. Y.)	50 52	177 A	Albany (N. Y.)	48 61			
			59 H	Maine	40 61	196 H	Vermont	50 43			
			124 A	Binghamton	60 64	274 H	Stony Brook	61 64			
			293 A	UMBC	46 48	189 A	Northeastern	59 61			
			209 H	New Hampshire	71 65	96 H	Boston U.	62 71			

Non-Div I Games:

Hartford

Average RPI Win: 204		WON-LOST RECORD		WINNING PCT. RANK		LAST 10 GAMES		STRENGTH OF SCHEDULE		OPP. STRENGTH OF SCHEDULE		TEAM RPI		ADJ. RPI		CONF. RPI		ADJ CONF. RPI	
DIV. I ONLY		16- 11		103		8- 2		219		155		147		147		19		18	
DIV. I NON-CONF.		7- 6		133		0- 0		207		107		148		145		17		17	
TOTALS		RPI 1-25		RPI 26-50		W-L RECORDS		RPI 51-100		RPI 150+									
16- 11		0- 2		0- 0		OVERALL		2- 1		13- 5									
6- 4		0- 1		0- 0		HOME		1- 0		5- 2									
8- 6		0- 0		0- 0		AWAY		0- 1		7- 3									
2- 1		0- 1		0- 0		NEUTRAL		1- 0		1- 0									
7- 6		0- 2		0- 0		NON-CONFERENCE		2- 1		5- 1									
2- 1		0- 1		0- 0		HOME		1- 0		1- 0									
3- 4		0- 0		0- 0		AWAY		0- 1		3- 1									
2- 1		0- 1		0- 0		NEUTRAL		1- 0		1- 0									
9- 5		0- 0		0- 0		CONFERENCE		0- 0		8- 4									
4- 3		0- 0		0- 0		HOME		0- 0		4- 2									
5- 2		0- 0		0- 0		AWAY		0- 0		4- 2									
0- 0		0- 0		0- 0		NEUTRAL		0- 0		0- 0									
RPI 1-25		RPI 26-50		RPI 51-100		RPI 101+		Team's RPI : 147											
RPI S	Opponent	Score	RPI S	Opponent	Score	RPI S	Opponent	Score	RPI S	Opponent	Score								
22 N	Col orado	81 85				64 A	Fl ori da St.	82 96	108 A	Pennsyl vani a	72 67								
24 H	Rutgers	70 77				69 N	Li berty	75 73	108 H	Pennsyl vani a	72 73								
						96 H	Boston U.	91 74	120 A	Rhode Isl and	57 73								
									143 A	Qui nni pi ac	67 76								
									154 N	Southern U.	73 63								
									158 A	Brown	70 64								
									158 H	Brown	70 95								
									181 A	Col umbi a	70 58								
									181 H	Col umbi a	85 44								
									184 A	Dartmouth	82 59								
									184 H	Dartmouth	88 93								
									189 A	Northeastern	59 63								
									223 A	Provi dence	73 59								
									245 A	Pri nceton	68 53								
									245 H	Pri nceton	96 62								
									251 A	Cornel I	64 66								
									251 H	Cornel I	68 55								
									266 A	Yal e	59 62								
									266 H	Yal e	84 60								
									274 A	Stony Brook	72 64								
									311 A	Central Conn. St.	94 47								
									315 H	Lafayette	73 52								
LAST 10 Divi sion I GAMES:																			
184 A	Dartmouth	82 59	251 H	Cornel I	68 55														
108 A	Pennsyl vani a	72 67	181 H	Col umbi a	85 44														
245 A	Pri nceton	68 53	266 A	Yal e	59 62														
158 H	Brown	70 95	158 A	Brown	70 64														
266 H	Yal e	84 60	245 H	Pri nceton	96 62														

H
a
r
v
a
r
d

Harvard

Non-Div I Games:

Harvard

Loss, Non-Conf, S Site, H Home A Away N Neutral

Average RPI Win: 206		WON-LOST RECORD	WINNING PCT. RANK	LAST 10 GAMES	STRENGTH OF SCHEDULE	OPP. STRENGTH OF SCHEDULE	TEAM RPI	ADJ. RPI	CONF. RPI	ADJ CONF. RPI
DIV. I ONLY		8- 20	270	3- 7	120	162	233	232	13	13
DIV. I NON-CONF.		2- 7	265	0- 0	86	239	221	217	12	12
TOTALS		RPI 1-25	RPI 26-50	W-L RECORDS	RPI 51-100	RPI 150+				
8- 20		0- 2	0- 1	OVERALL	0- 5	6- 7				
6- 12		0- 1	0- 1	HOME	0- 3	4- 4				
2- 7		0- 1	0- 0	AWAY	0- 2	2- 2				
0- 1		0- 0	0- 0	NEUTRAL	0- 0	0- 1				
2- 7		0- 0	0- 1	NON-CONFERENCE	0- 1	2- 2				
2- 7		0- 0	0- 1	HOME	0- 1	2- 2				
0- 0		0- 0	0- 0	AWAY	0- 0	0- 0				
0- 0		0- 0	0- 0	NEUTRAL	0- 0	0- 0				
6- 13		0- 2	0- 0	CONFERENCE	0- 4	4- 5				
4- 5		0- 1	0- 0	HOME	0- 2	2- 2				
2- 7		0- 1	0- 0	AWAY	0- 2	2- 2				
0- 1		0- 0	0- 0	NEUTRAL	0- 0	0- 1				
RPI 1-25		RPI 26-50		RPI 51-100		Team's RPI: 232				
RPI S	Opponent	Score	RPI S	Opponent	Score	RPI S	Opponent	Score		
19	A Loui si ana Tech	45 83	38	H Ari zona	57 66	51	A Ri ce	56 58	116	H Li pscomb 63 69
19	H Loui si ana Tech	50 67				51	H Ri ce	56 61	133	A UTEP 39 44
						59	H Mai ne	62 75	133	H UTEP 57 49
						92	A Tul sa	57 68	136	H Tennessee Tech 59 64
						92	H Tul sa	55 63	137	A Southern Methodi st 65 74
									137	H Southern Methodi st 67 50
									150	H Hartford 76 79
									186	H St. Mary' s (Cal.) 75 71
									190	A Fresno St. 48 46
									190	H Fresno St. 54 63
									192	H Syracuse 72 63
									197	A San Jose St. 45 73
									197	H San Jose St. 50 62
									203	H Texas-Arlington 51 59
									242	H Fai rfi el d 65 67
									252	A Boi se St. 51 44
									252	H Boi se St. 64 49
									252	N Boi se St. 56 59
									307	A Nevada 62 77
									307	H Nevada 63 54
LAST 10 Div sion I GAMES:										

Hawai i

Non-Di v I Games:

Hawai i

Loss,
Non-Conf,
S Site,
H Home
A Away
N Neutral

High Point										Through Games Of 2004 Final																	
Average RPI Win:		264		WON-LOST RECORD		WINNING PCT. RANK		LAST 10 GAMES		STRENGTH OF SCHEDULE		OPP. STRENGTH OF SCHEDULE		TEAM RPI		ADJ. RPI		CONF. RPI		ADJ CONF. RPI							
DIV. I ONLY		13- 13		154		5- 5		238		306		218		221		25		25									
DIV. I NON-CONF.		5- 6		166		0- 0		250		283		223		223		30		30									
TOTALS		RPI 1-25		RPI 26-50		W-L RECORDS		RPI 51-100		RPI 150+																	
13- 13		0- 0		0- 1		OVERALL		0- 4		13- 7																	
7- 5		0- 0		0- 1		HOME		0- 1		7- 3																	
4- 8		0- 0		0- 0		AWAY		0- 3		4- 4																	
2- 0		0- 0		0- 0		NEUTRAL		0- 0		2- 0																	
5- 6		0- 0		0- 1		NON-CONFERENCE		0- 2		5- 2																	
2- 2		0- 0		0- 1		HOME		0- 0		2- 1																	
1- 4		0- 0		0- 0		AWAY		0- 2		1- 1																	
2- 0		0- 0		0- 0		NEUTRAL		0- 0		2- 0																	
8- 7		0- 0		0- 0		CONFERENCE		0- 2		8- 5																	
5- 3		0- 0		0- 0		HOME		0- 1		5- 2																	
3- 4		0- 0		0- 0		AWAY		0- 1		3- 3																	
0- 0		0- 0		0- 0		NEUTRAL		0- 0		0- 0																	
RPI 1-25		RPI 26-50		RPI 51-100		Team's RPI: 221																					
RPI S	Opponent	Score	RPI S	Opponent	Score	RPI S	Opponent	Score	RPI S	Opponent	Score	RPI S	Opponent	Score	RPI S	Opponent	Score	RPI S	Opponent	Score	RPI S	Opponent	Score				
33	H Chattanooga	53 66	69	A Li berty	50 63	113	A Marshall I	70 90	210	N East Tenn. St.	53 51	213	A UNC Asheville	66 68	213	H UNC Asheville	58 52	218	H Western Caro.	56 49	234	A Radford	60 55				
			69	H Li berty	64 70	210	N East Tenn. St.	53 51	213	A UNC Asheville	66 68	213	H UNC Asheville	58 52	218	H Western Caro.	56 49	234	A Radford	60 55	234	H Radford	52 55				
			93	A Kentucky	45 83	213	A UNC Asheville	66 68	213	H UNC Asheville	58 52	218	H Western Caro.	56 49	234	A Radford	60 55	234	H Radford	52 55	250	N Murray St.	67 56				
			100	A Xavier	40 78	213	H UNC Asheville	58 52	218	H Western Caro.	56 49	234	A Radford	60 55	234	H Radford	52 55	250	N Murray St.	67 56	257	A Bi rmi ngham-So.	49 59				
						218	H Western Caro.	56 49	234	A Radford	60 55	234	H Radford	52 55	250	N Murray St.	67 56	257	A Bi rmi ngham-So.	49 59	257	H Bi rmi ngham-So.	68 53				
						264	A Coastal Caro.	65 72	264	H Coastal Caro.	67 59	264	H Coastal Caro.	62 68	275	A Charleston So.	79 68	275	H Charleston So.	72 57	284	A Appal achi an St.	63 86				
						264	H Coastal Caro.	62 68	275	A Charleston So.	79 68	275	H Charleston So.	72 57	284	A Appal achi an St.	63 86										
						294	H Campbel I	60 44	302	H N. C. A&T	50 52	312	A Gardner-Webb	68 56	313	A Wi nthrop	82 57	313	H Wi nthrop	74 40							
LAST 10 Division I GAMES:																											
264	H Coastal Caro.	62 68	275	A Charleston So.	79 68	213	H UNC Asheville	58 52	257	H Bi rmi ngham-So.	68 53	69	A Li berty	50 63	234	A Radford	60 55										
313	A Wi nthrop	82 57	213	H UNC Asheville	58 52	257	H Bi rmi ngham-So.	68 53	69	A Li berty	50 63	234	A Radford	60 55													
234	H Radford	52 55	257	H Bi rmi ngham-So.	68 53	69	A Li berty	50 63	234	A Radford	60 55																
69	H Li berty	64 70	234	A Radford	60 55																						
264	A Coastal Caro.	65 72																									

High Point

High Point

Non-Div I Games: Longwood

66 71 Tuscul um 73 57

High Point

Loss, Non-Conf, S Site, H Home A Away N Neutral

Average RPI Win: 178		WON-LOST RECORD	WINNING PCT. RANK	LAST 10 GAMES	STRENGTH OF SCHEDULE	OPP. STRENGTH OF SCHEDULE	TEAM RPI	ADJ. RPI	CONF. RPI	ADJ CONF. RPI	
DIV. I ONLY	14- 14	154	4- 6	101	114	122	117	9	9		
DIV. I NON-CONF.	3- 6	227	0- 0	102	165	183	181	9	9		
<hr/>											
TOTALS	RPI 1-25	RPI 26-50	W-L RECORDS	RPI 51-100	RPI 150+						
14- 14	1- 1	0- 1	OVERALL	0- 5	9- 1						
9- 2	1- 0	0- 0	HOME	0- 2	5- 0						
5- 9	0- 1	0- 1	AWAY	0- 2	4- 1						
0- 3	0- 0	0- 0	NEUTRAL	0- 1	0- 0						
3- 6	0- 0	0- 1	NON-CONFERENCE	0- 1	1- 1						
2- 0	0- 0	0- 0	HOME	0- 0	1- 0						
1- 4	0- 0	0- 1	AWAY	0- 0	0- 1						
0- 2	0- 0	0- 0	NEUTRAL	0- 1	0- 0						
11- 8	1- 1	0- 0	CONFERENCE	0- 4	8- 0						
7- 2	1- 0	0- 0	HOME	0- 2	4- 0						
4- 5	0- 1	0- 0	AWAY	0- 2	4- 0						
0- 1	0- 0	0- 0	NEUTRAL	0- 0	0- 0						
<hr/>											
RPI 1-25		RPI 26-50		RPI 51-100		RPI 101+		Team's RPI: 117			
RPI S	Opponent	Score	RPI S	Opponent	Score	RPI S	Opponent	Score			
23 A	Old Domini on	62 105	27 A	North Carolina	45 92	85 A	George Mason	64 92	109 N	Canisi us	74 78
23 H	Old Domini on	74 72				85 H	George Mason	56 57	120 A	Rhode Isl and	66 61
						87 A	Del aware	47 78	124 A	Binghamton	44 64
						87 H	Del aware	41 67	129 A	UNC Wil mington	61 65
						99 N	Pepperdi ne	50 52	129 H	UNC Wil mington	79 68
									131 A	Va. Commonweal th	73 83
									131 H	Va. Commonweal th	75 70
									131 N	Va. Commonweal th	61 72
									143 H	Qui nni pi ac	65 62
									146 A	Fl ori da Int' l	56 80
									170 A	James Madi son	48 37
									170 H	James Madi son	76 57
									181 A	Col umbi a	62 76
									200 A	William & Mary	76 67
									200 H	William & Mary	87 66
									207 A	Drexel	61 56
									207 H	Drexel	70 57
									245 H	Pri nceton	55 49
									270 A	Towson	69 51
									270 H	Towson	66 61
<hr/>											
LAST 10 Div sion I GAMES:											
131 N	Va. Commonweal th	61 72	131 A	Va. Commonweal th	73 83						
129 A	UNC Wil mington	61 65	87 H	Del aware	41 67						
170 H	James Madi son	76 57	23 A	Old Domini on	62 105						
85 H	George Mason	56 57	270 H	Towson	66 61						
207 A	Drexel	61 56	200 H	William & Mary	87 66						

Non-Di v I Games:

Hofstra

Hofstra

Hofstra

Average RPI Win: 227		WON-LOST RECORD		WINNING PCT. RANK		LAST 10 GAMES		STRENGTH OF SCHEDULE		OPP. STRENGTH OF SCHEDULE		TEAM RPI		ADJ. RPI		CONF. RPI		ADJ CONF. RPI	
DIV. I ONLY		13- 15		179		5- 5		196		181		202		208		23		24	
DIV. I NON-CONF.		5- 8		207		0- 0		164		65		186		189		22		22	
TOTALS		RPI 1-25		RPI 26-50		W-L RECORDS		RPI 51-100		RPI 150+									
13- 15		0- 2		0- 1		OVERALL		0- 1		11- 9									
5- 7		0- 0		0- 1		HOME		0- 1		3- 5									
8- 5		0- 2		0- 0		AWAY		0- 0		8- 2									
0- 3		0- 0		0- 0		NEUTRAL		0- 0		0- 2									
5- 8		0- 2		0- 1		NON-CONFERENCE		0- 1		4- 3									
2- 3		0- 0		0- 1		HOME		0- 1		1- 1									
3- 3		0- 2		0- 0		AWAY		0- 0		3- 1									
0- 2		0- 0		0- 0		NEUTRAL		0- 0		0- 1									
8- 7		0- 0		0- 0		CONFERENCE		0- 0		7- 6									
3- 4		0- 0		0- 0		HOME		0- 0		2- 4									
5- 2		0- 0		0- 0		AWAY		0- 0		5- 1									
0- 1		0- 0		0- 0		NEUTRAL		0- 0		0- 1									
RPI S		RPI 1-25		RPI S		RPI 26-50		RPI S		RPI 51-100		RPI S		RPI 101+		Team's RPI: 208			
Opponent		Score		Opponent		Score		Opponent		Score		Opponent		Score					
4	A Connecticut	42	76	31	H DePaul	73	86	57	H Arizona St.	56	81	104	N Wake Forest	56	85				
16	A Boston College	43	90									107	H Siena	59	58				
												141	A Colgate	80	90				
												141	H Colgate	75	63				
												166	H St. John's (N.Y.)	76	87				
												168	N Furman	57	68				
												180	A American	65	81				
												180	H American	74	56				
												193	A St. Peter's	57	62				
												194	A Lehigh	71	68				
												194	H Lehigh	70	79				
												219	A Bucknell I	71	55				
												219	H Bucknell I	82	85				
												219	N Bucknell I	75	94				
												223	A Providence	65	59				
												235	A Army	66	58				
												235	H Army	58	67				
												247	A Buffalo	71	59				
												254	A Navy	79	60				
												254	H Navy	64	71				
												256	H Ill. -Chicago	87	85				
												267	A Massachusetts	68	63				
												315	A Lafayette	74	49				
												315	H Lafayette	71	65				
				LAST 10 Division I GAMES:															
				219 N Bucknell I				75	94	315 A Lafayette				74	49				
				194 H Lehigh				70	79	141 H Colgate				75	63				
				219 H Bucknell I				82	85	235 H Army				58	67				
				254 A Navy				79	60	219 A Bucknell I				71	55				
				180 A American				65	81	194 A Lehigh				71	68				

Non-Div I Games:

Holy Cross

Loss,
Non-Conf, S Site,
H Home
A Away
N Neutral

Houston										Through Games of 2007 Final											
Average RPI Win:		101		WON-LOST		WINNING		LAST 10		STRENGTH OF		OPP. STRENGTH		TEAM		ADJ.		CONF.		ADJ CONF.	
Average RPI Loss:		25		RECORD		PCT. RANK		GAMES		SCHEDULE		OF SCHEDULE		RPI		RPI		RPI		RPI	
DIV. I ONLY		28- 4		7		9- 1		28		58		8		8		7		7			
DIV. I NON-CONF.		12- 3		34		1- 1		59		37		29		29		7		7			
TOTALS		RPI 1-25		RPI 26-50		W-L RECORDS		RPI 51-100		RPI 150+											
28- 4		3- 2		5- 2		OVERALL		7- 0		6- 0											
9- 2		1- 1		2- 1		HOME		1- 0		2- 0											
15- 2		2- 1		2- 1		AWAY		4- 0		4- 0											
4- 0		0- 0		1- 0		NEUTRAL		2- 0		0- 0											
12- 3		0- 2		1- 1		NON-CONFERENCE		3- 0		3- 0											
3- 1		0- 1		0- 0		HOME		0- 0		1- 0											
7- 2		0- 1		1- 1		AWAY		2- 0		2- 0											
2- 0		0- 0		0- 0		NEUTRAL		1- 0		0- 0											
16- 1		3- 0		4- 1		CONFERENCE		4- 0		3- 0											
6- 1		1- 0		2- 1		HOME		1- 0		1- 0											
8- 0		2- 0		1- 0		AWAY		2- 0		2- 0											
2- 0		0- 0		1- 0		NEUTRAL		1- 0		0- 0											
RPI 1-25		Team's RPI: 8		RPI 26-50		RPI 51-100		RPI 101+													
RPI S	Opponent	Score		RPI S	Opponent	Score		RPI S	Opponent	Score		RPI S	Opponent	Score							
5	H Purdue	63 66		31	H DePaul	84 75		60	A Middle Tenn.	67 63		103	N Gonzaga	66 54							
11	A Georgi a	52 65		34	H Marquette	77 64		81	N Wi s. -Green Bay	62 47		105	A Texas A&M	46 40							
18	A TCU	61 59		34	N Marquette	67 59		82	A Al abama	76 70		121	A East Caro.	73 65							
18	A TCU	86 75		37	A UC Santa Barb.	52 56		84	A Charl otte	62 58		134	H Tex. A&M-Corp. Chris	66 44							
18	H TCU	76 71		40	A Iowa	70 64		89	H Ci nci nnati	60 56		142	A North Texas	74 62							
				46	H Loui sville	75 77		89	N Ci nci nnati	84 67		144	H Tul ane	83 78							
				48	A Memphi s	58 55		97	A South Fla.	62 57		149	H New Mexico St.	59 39							
												151	A UAB	48 39							
												171	A Wi chi ta St.	75 61							
												174	A Northern Iowa	63 58							
												175	H Southern Mi ss.	70 56							
												188	A St. Louis	70 55							
												248	H Al corn St.	85 40							
LAST 10 Division I GAMES:																					
37	A UC Santa Barb.	52 56		18	H TCU	76 71															
81	N Wi s. -Green Bay	62 47		34	H Marquette	77 64															
18	A TCU	86 75		31	H DePaul	84 75															
34	N Marquette	67 59		121	A East Caro.	73 65															
89	N Ci nci nnati	84 67		84	A Charl otte	62 58															

Houston

Houston

Non-Div I Games:

Houston

Loss, Non-Conf, S Site, H Home A Away N Neutral

Howard										Through Games Of 2004 Final											
Average RPI Win:		243		WON-LOST RECORD		WINNING PCT. RANK		LAST 10 GAMES		STRENGTH OF SCHEDULE		OPP. STRENGTH OF SCHEDULE		TEAM RPI		ADJ. RPI		CONF. RPI		ADJ. CONF. RPI	
DIV. I ONLY		11- 17		220		6- 4				147		274		221		220		28		28	
DIV. I NON-CONF.		0- 9		304		0- 0				68		144		266		261		28		28	
TOTALS		RPI 1-25		RPI 26-50		W-L RECORDS		RPI 51-100		RPI 150+											
11- 17		0- 0		0- 2		OVERALL		0- 2		11- 8											
5- 8		0- 0		0- 2		HOME		0- 2		5- 2											
6- 6		0- 0		0- 0		AWAY		0- 0		6- 3											
0- 3		0- 0		0- 0		NEUTRAL		0- 0		0- 3											
0- 9		0- 0		0- 2		NON-CONFERENCE		0- 2		0- 4											
0- 4		0- 0		0- 2		HOME		0- 2		0- 0											
0- 3		0- 0		0- 0		AWAY		0- 0		0- 2											
0- 2		0- 0		0- 0		NEUTRAL		0- 0		0- 2											
11- 8		0- 0		0- 0		CONFERENCE		0- 0		11- 4											
5- 4		0- 0		0- 0		HOME		0- 0		5- 2											
6- 3		0- 0		0- 0		AWAY		0- 0		6- 1											
0- 1		0- 0		0- 0		NEUTRAL		0- 0		0- 1											
RPI 1-25		RPI 26-50		RPI 51-100		Team's RPI : 220															
RPI S	Opponent	Score	RPI S	Opponent	Score	RPI S	Opponent	Score	RPI S	Opponent	Score										
26	H Villanova	51 72	76	H St. Francis (Pa.)	73 98	110	A La Salle	49 70													
35	H George Washington	55 80	85	H George Mason	63 85	127	A Hampton	56 81													
						127	H Hampton	59 74													
						140	A Delaware St.	47 61													
						140	H Delaware St.	74 79													
						166	N St. John's (N.Y.)	57 89													
						178	A Florida A&M	80 78													
						178	H Florida A&M	84 69													
						178	N Florida A&M	54 75													
						180	A American	56 81													
						185	A Coppin St.	61 57													
						185	H Coppin St.	59 57													
						193	A St. Peter's	70 77													
						200	N William & Mary	79 88													
						241	A Bethune-Cookman	75 70													
						241	H Bethune-Cookman	76 74													
						279	A Md. -East. Shore	79 74													
						279	H Md. -East. Shore	88 74													
						280	H South Carolina St.	56 68													
						288	A Norfolk St.	76 56													
						288	H Norfolk St.	63 71													
						302	A N. C. A&T	56 44													
						322	A Morgan St.	42 52													
						322	H Morgan St.	86 45													
						LAST 10 Division I GAMES:															
						178	N Florida A&M	54 75	241	H Bethune-Cookman	76 74										
						140	A Delaware St.	47 61	185	A Coppin St.	61 57										
						288	A Norfolk St.	76 56	322	A Morgan St.	42 52										
						127	A Hampton	56 81	279	H Md. -East. Shore	88 74										
						178	H Florida A&M	84 69	302	A N. C. A&T	56 44										

H
o
w
a
r
d

H
O
W
a
r
d

Non-Div l Games:

Howard

■ Loss, ■ Non-Conf, S Site, H Home A Away N Neutral

I
P
F
W

Non-Div l Games:

Page 111

RPI	S	I PFW		Opponent	Score	Through Games Of 2004		Final	I PFW
						230	A	Cleveland St.	82 81

Average RPI Win: 239		WON-LOST RECORD	WINNING PCT. RANK	LAST 10 GAMES	STRENGTH OF SCHEDULE	OPP. STRENGTH OF SCHEDULE	TEAM RPI	ADJ. RPI	CONF. RPI	ADJ CONF. RPI
DIV. I ONLY		6- 21	294	3- 7	172	193	275	271	18	19
DIV. I NON-CONF.		2- 8	271	0- 0	144	176	243	243	19	19
TOTALS		RPI 1-25	RPI 26-50	W-L RECORDS	RPI 51-100	RPI 150+				
6- 21		0- 0	0- 1	OVERALL	0- 3	5- 8				
5- 8		0- 0	0- 0	HOME	0- 1	4- 3				
1- 12		0- 0	0- 1	AWAY	0- 2	1- 5				
0- 1		0- 0	0- 0	NEUTRAL	0- 0	0- 0				
2- 8		0- 0	0- 1	NON-CONFERENCE	0- 3	1- 4				
2- 3		0- 0	0- 0	HOME	0- 1	1- 2				
0- 5		0- 0	0- 1	AWAY	0- 2	0- 2				
0- 0		0- 0	0- 0	NEUTRAL	0- 0	0- 0				
4- 13		0- 0	0- 0	CONFERENCE	0- 0	4- 4				
3- 5		0- 0	0- 0	HOME	0- 0	3- 1				
1- 7		0- 0	0- 0	AWAY	0- 0	1- 3				
0- 1		0- 0	0- 0	NEUTRAL	0- 0	0- 0				
RPI 1-25		RPI 26-50		RPI 51-100		Team's RPI: 271				
RPI S	Opponent	Score	RPI S	Opponent	Score	RPI S	Opponent	Score		
30	A Ohio St.	48 96	54	H Loyol a Marymount	63 66	102	A Val parai so	49 67		
			89	A Ci nci nnati	47 74	102	H Val parai so	52 75		
			100	A Xavi er	48 64	102	N Val parai so	52 53		
						106	H Bowl ing Green	89 74		
						115	A Western III.	49 79		
						115	H Western III.	52 71		
						123	A Oakl and	63 78		
						123	H Oakl and	58 70		
						139	A UMKC	45 69		
						139	H UMKC	57 62		
						162	H Illinois St.	67 81		
						164	A Oral Roberts	65 89		
						164	H Oral Roberts	67 62		
						169	H Butler	48 63		
						187	A Southern Utah	55 79		
						187	H Southern Utah	65 73		
						195	A Evansville	48 60		
						260	A Loyol a (Ill.)	68 69		
						273	H Central Mich.	71 61		
						295	A Centenary (La.)	66 60		
						295	H Centenary (La.)	73 51		
						298	A Chi cago St.	64 80		
						298	H Chi cago St.	77 75		
		LAST 10 Div		sion I GAMES:						
			102	N Val parai so	52 53	298	A Chi cago St.	64 80		
			115	A Western III.	49 79	187	A Southern Utah	55 79		
			139	H UMKC	57 62	164	A Oral Roberts	65 89		
			123	H Oakl and	58 70	295	A Centenary (La.)	66 60		
			295	H Centenary (La.)	73 51	298	H Chi cago St.	77 75		

Non-Div I Games: Marian (Ind.) 71 51

IUPUI

Loss, Non-Conf, S Site, H Home A Away N Neutral

Average RPI Win: 240		WON-LOST	WINNING	LAST 10	STRENGTH OF	OPP. STRENGTH	TEAM	ADJ.	CONF.	ADJ CONF.
Average RPI Loss: 154		RECORD	PCT. RANK	GAMES	SCHEDULE	OF SCHEDULE	RPI	RPI	RPI	RPI
DIV. I ONLY		22- 7	30	8- 2	287	254	109	112	27	27
DIV. I NON-CONF.		8- 1	8	0- 0	260	185	74	75	27	26
TOTALS		RPI 1-25	RPI 26-50	W-L RECORDS	RPI 51-100	RPI 150+				
22- 7		0- 0	1- 3	OVERALL	1- 0	19- 4				
12- 2		0- 0	1- 0	HOME	1- 0	9- 2				
8- 3		0- 0	0- 1	AWAY	0- 0	8- 2				
2- 2		0- 0	0- 2	NEUTRAL	0- 0	2- 0				
8- 1		0- 0	0- 1	NON-CONFERENCE	1- 0	6- 0				
5- 0		0- 0	0- 0	HOME	1- 0	3- 0				
2- 0		0- 0	0- 0	AWAY	0- 0	2- 0				
1- 1		0- 0	0- 1	NEUTRAL	0- 0	1- 0				
14- 6		0- 0	1- 2	CONFERENCE	0- 0	13- 4				
7- 2		0- 0	1- 0	HOME	0- 0	6- 2				
6- 3		0- 0	0- 1	AWAY	0- 0	6- 2				
1- 1		0- 0	0- 1	NEUTRAL	0- 0	1- 0				
RPI 1-25		RPI 26-50		RPI 51-100		RPI 101+		Team's RPI: 112		
RPI S	Opponent	Score	RPI S	Opponent	Score	RPI S	Opponent	Score		
			37 A UC Santa Barb.	50	86	94 H Idaho St.	81	77	130 H Weber St.	78 74
			37 H UC Santa Barb.	84	80				182 H Portland	75 65
			37 N UC Santa Barb.	51	68				198 A Paci fi c	73 74
			48 N Memphi s	64	73				198 H Paci fi c	72 51
									198 N Paci fi c	71 68
									224 H Washi ngton St.	72 57
									229 A Eastern Wash.	80 75
									237 A Cal Poly	70 59
									237 H Cal Poly	84 53
									238 A Long Beach St.	67 75
									238 H Long Beach St.	66 68
									245 N Princeton	62 54
									252 A Boise St.	71 57
									281 A Cal St. Fullerton	78 69
									281 H Cal St. Fullerton	65 68
									295 H Portland St.	79 66
									299 A UC Ri versi de	82 69
									299 H UC Ri versi de	75 59
									304 A Cal St. Northridge	71 57
									304 H Cal St. Northridge	58 49
									308 A Utah St.	80 65
									308 H Utah St.	62 51
									309 A UC Irvine	68 49
									309 H UC Irvine	71 60
		LAST 10 Division I GAMES:								
			37 N UC Santa Barb.	51	68	299 A UC Ri versi de	82	69		
			198 N Paci fi c	71	68	281 A Cal St. Fullerton	78	69		
			308 A Utah St.	80	65	304 H Cal St. Northridge	58	49		
			238 H Long Beach St.	66	68	198 H Paci fi c	72	51		
			309 H UC Irvine	71	60	237 A Cal Poly	70	59		

Idaho

Non-Div I Games:

Idaho

■ Loss,
 ■ Non-Conf, S Site,
 ■ Home
 ■ Away
 N Neutral

Average RPI Win: 239		WON-LOST RECORD		WINNING PCT. RANK		LAST 10 GAMES		STRENGTH OF SCHEDULE		OPP. STRENGTH OF SCHEDULE		TEAM RPI		ADJ. RPI		CONF. RPI		ADJ CONF. RPI	
DIV. I ONLY		18- 9		64		6- 4		145		206		88		94		20		20	
DIV. I NON-CONF.		6- 5		127		0- 1		126		221		115		119		20		20	
TOTALS		RPI 1-25		RPI 26-50		W-L RECORDS		RPI 51-100		RPI 150+									
18- 9		0- 1		0- 4		OVERALL		0- 1		17- 1									
8- 2		0- 0		0- 2		HOME		0- 0		7- 0									
8- 7		0- 1		0- 2		AWAY		0- 1		8- 1									
2- 0		0- 0		0- 0		NEUTRAL		0- 0		2- 0									
6- 5		0- 1		0- 1		NON-CONFERENCE		0- 1		6- 1									
2- 1		0- 0		0- 1		HOME		0- 0		2- 0									
3- 4		0- 1		0- 0		AWAY		0- 1		3- 1									
1- 0		0- 0		0- 0		NEUTRAL		0- 0		1- 0									
12- 4		0- 0		0- 3		CONFERENCE		0- 0		11- 0									
6- 1		0- 0		0- 1		HOME		0- 0		5- 0									
5- 3		0- 0		0- 2		AWAY		0- 0		5- 0									
1- 0		0- 0		0- 0		NEUTRAL		0- 0		1- 0									
RPI 1-25		RPI 26-50		RPI 51-100		Team's RPI: 94		RPI 101+											
RPI S	Opponent	Score		RPI S	Opponent	Score		RPI S	Opponent	Score		RPI S	Opponent	Score					
22	A Col orado	65 95		36	A Montana	57 76		62	A Iowa St.	59 72		112	A Idaho	77 81					
				36	A Montana	62 66						130	A Weber St.	54 74					
				36	H Montana	66 76						130	H Weber St.	57 48					
				39	H Utah	78 86						153	A Bri gham Young	54 56					
												167	H Denver	95 61					
												187	A Southern Utah	98 65					
												194	N Lehi gh	95 52					
												216	A Montana St.	79 70					
												216	H Montana St.	82 69					
												216	N Montana St.	63 56					
												222	A Northern Ari z.	64 59					
												222	H Northern Ari z.	68 64					
												229	A Eastern Wash.	83 67					
												229	H Eastern Wash.	92 61					
												252	H Boise St.	97 77					
												281	A Cal St. Fullerton	74 58					
												295	A Portland St.	74 44					
												295	H Portland St.	77 67					
												309	A UC Irvine	75 66					
												318	A Sacramento St.	65 53					
												318	H Sacramento St.	78 48					
				LAST 10 Division I GAMES:															
				62	A Iowa St.	59 72		229	A Eastern Wash.	83 67									
				36	A Montana	62 66		318	H Sacramento St.	78 48									
				216	N Montana St.	63 56		222	H Northern Ari z.	68 64									
				130	A Weber St.	54 74		36	A Montana	57 76									
				295	A Portl and St.	74 44		216	A Montana St.	79 70									

Non-Div I Games: Utah Valley St. 65 49 UNKNOWN 104 51

Idaho St.

■ Loss,
 ■ Non-Conf, S Site,
 ■ Home
 ■ Away
 N Neutral

Team Edge				Through Games of 2007 Final							
Average RPI Win: 272		WON-LOST RECORD	WINNING PCT. RANK	LAST 10 GAMES	STRENGTH OF SCHEDULE	OPP. STRENGTH OF SCHEDULE	TEAM RPI	ADJ. RPI	CONF. RPI	ADJ CONF. RPI	
DIV. I ONLY		11- 17	220	4- 6	289	213	260	256	21	21	
DIV. I NON-CONF.		6- 5	127	1- 0	290	203	210	209	21	21	
<hr/>											
TOTALS		RPI 1-25		RPI 26-50	W-L RECORDS		RPI 51-100		RPI 150+		
11- 17		0- 0		0- 1	OVERALL		0- 3		11- 8		
6- 7		0- 0		0- 1	HOME		0- 1		6- 3		
5- 10		0- 0		0- 0	AWAY		0- 2		5- 5		
0- 0		0- 0		0- 0	NEUTRAL		0- 0		0- 0		
6- 5		0- 0		0- 1	NON-CONFERENCE		0- 1		6- 3		
3- 2		0- 0		0- 1	HOME		0- 0		3- 1		
3- 3		0- 0		0- 0	AWAY		0- 1		3- 2		
0- 0		0- 0		0- 0	NEUTRAL		0- 0		0- 0		
5- 12		0- 0		0- 0	CONFERENCE		0- 2		5- 5		
3- 5		0- 0		0- 0	HOME		0- 1		3- 2		
2- 7		0- 0		0- 0	AWAY		0- 1		2- 3		
0- 0		0- 0		0- 0	NEUTRAL		0- 0		0- 0		
<hr/>											
RPI 1-25		RPI 26-50		RPI 51-100		RPI 101+		Team's RPI: 256			
RPI	S	Opponent	Score	RPI	S	Opponent	Score	RPI	S	Opponent	Score
31	H	DePaul	60 106	67	A	Western Ky.	54 62	125	A	Detroit	49 66
				81	A	Wis. -Green Bay	56 73	125	H	Detroit	47 61
				81	H	Wis. -Green Bay	60 73	128	A	Wis. -Milwaukee	58 74
								128	A	Wis. -Milwaukee	59 72
								128	H	Wis. -Milwaukee	64 73
								156	H	Northwestern	77 78
								158	A	Brown	76 71
								162	A	Illinois St.	64 74
								169	A	Butler	81 89
								169	H	Butler	50 67
								174	H	Northern Iowa	70 61
								208	A	Holy Cross	85 87
								230	A	Cleveland St.	55 57
								230	H	Cleveland St.	62 77
								260	A	Loyola (Ill.)	62 65
								260	H	Loyola (Ill.)	71 69
								290	A	IPFW	91 68
								295	H	Portland St.	72 60
								297	A	Wright St.	70 54
								297	H	Wright St.	64 61
								303	A	Youngstown St.	64 57
								303	H	Youngstown St.	56 51
								306	H	Eastern Ill.	65 50
								310	A	Air Force	77 66
<hr/>											
LAST 10 Division I GAMES:											
128	A	Wis. -Milwaukee	59 72	169	A	Butler	81 89				
81	A	Wis. -Green Bay	56 73	290	A	IPFW	91 68				
169	H	Butler	50 67	260	H	Loyola (Ill.)	71 69				
128	H	Wis. -Milwaukee	64 73	125	H	Detroit	47 61				
297	A	Wright St.	70 54	303	H	Youngstown St.	56 51				

Ill. -Chi cago

Non-Div I Games:

Ill. -Chi cago

Loss,
Non-Conf, S Site,
H Home
A Away
N Neutral

Average RPI Win:		124	WON-LOST	WINNING	LAST 10	STRENGTH OF	OPP. STRENGTH	TEAM	ADJ.	CONF.	ADJ CONF.
Average RPI Loss:		43	RECORD	PCT. RANK	GAMES	SCHEDULE	OF SCHEDULE	RPI	RPI	RPI	RPI
DIV. I ONLY	9- 18	250	3- 7	22	25	101	101	3	3		
DIV. I NON-CONF.	5- 5	147	0- 0	16	65	52	54	2	2		
TOTALS	RPI 1-25	RPI 26-50	W-L RECORDS	RPI 51-100	RPI 150+						
9- 18	0- 8	1- 6	OVERALL	3- 1	4- 0						
5- 7	0- 4	1- 1	HOME	2- 0	2- 0						
3- 10	0- 4	0- 5	AWAY	1- 0	1- 0						
1- 1	0- 0	0- 0	NEUTRAL	0- 1	1- 0						
5- 5	0- 2	0- 3	NON-CONFERENCE	2- 0	3- 0						
3- 1	0- 1	0- 0	HOME	1- 0	2- 0						
1- 4	0- 1	0- 3	AWAY	1- 0	0- 0						
1- 0	0- 0	0- 0	NEUTRAL	0- 0	1- 0						
4- 13	0- 6	1- 3	CONFERENCE	1- 1	1- 0						
2- 6	0- 3	1- 1	HOME	1- 0	0- 0						
2- 6	0- 3	0- 2	AWAY	0- 0	1- 0						
0- 1	0- 0	0- 0	NEUTRAL	0- 1	0- 0						
RPI S Opponent	RPI 1-25	Score	RPI S Opponent	RPI 26-50	Score	RPI S Opponent	RPI 51-100	Score	RPI S Opponent	RPI 101+	Team's RPI: 101
3 A Penn St.	64	79	30 A Ohio St.	57	76	63 A Mississippi St.	75	72	118 A Wisconsin	57	66
5 A Purdue	49	65	30 H Ohio St.	52	51	79 H Michigan	94	78	118 H Wisconsin	53	59
5 H Purdue	49	58	31 A DePaul	81	89	79 N Michigan	58	62	122 A Indiana	64	52
14 A Oklahoma	53	70	37 A UC Santa Barb.	59	70	99 H Pepperdine	84	41	122 H Indiana	56	63
19 H Louisiana Tech	61	67	40 A Iowa	73	91				156 A Northwestern	76	52
20 A Minnesota	59	74	40 H Iowa	64	89				162 N Illinois St.	85	51
20 H Minnesota	54	63	50 A UCLA	56	68				173 H Alabama St.	89	70
21 H Michigan St.	56	58							231 H Bradley	78	50
LAST 10 Division I GAMES:											
79 N Michigan	58	62	20 H Minnesota	54	63						
40 H Iowa	64	89	122 A Indiana	64	52						
118 H Wisconsin	53	59	156 A Northwestern	76	52						
30 A Ohio St.	57	76	79 H Michigan	94	78						
5 A Purdue	49	65	21 H Michigan St.	56	58						

Non-Div I Games: Wayne St. (Mich. 85 50

Average RPI Win: 216		WON-LOST RECORD		WINNING PCT. RANK		LAST 10 GAMES		STRENGTH OF SCHEDULE		OPP. STRENGTH OF SCHEDULE		TEAM RPI		ADJ. RPI		CONF. RPI		ADJ CONF. RPI	
DIV. I ONLY		16- 13		127		5- 5		223		134		162		162		14		14	
DIV. I NON-CONF.		6- 3		64		0- 0		312		175		197		200		10		10	
TOTALS		RPI 1-25		RPI 26-50		W-L RECORDS		RPI 51-100		RPI 150+									
16- 13		0- 0		0- 3		OVERALL		0- 3		15- 5									
9- 5		0- 0		0- 1		HOME		0- 2		8- 2									
6- 7		0- 0		0- 2		AWAY		0- 1		6- 3									
1- 1		0- 0		0- 0		NEUTRAL		0- 0		1- 0									
6- 3		0- 0		0- 0		NON-CONFERENCE		0- 1		6- 1									
4- 1		0- 0		0- 0		HOME		0- 1		4- 0									
2- 1		0- 0		0- 0		AWAY		0- 0		2- 1									
0- 1		0- 0		0- 0		NEUTRAL		0- 0		0- 0									
10- 10		0- 0		0- 3		CONFERENCE		0- 2		9- 4									
5- 4		0- 0		0- 1		HOME		0- 1		4- 2									
4- 6		0- 0		0- 2		AWAY		0- 1		4- 2									
1- 0		0- 0		0- 0		NEUTRAL		0- 0		1- 0									
RPI 1-25		Score		RPI 26-50		Score		RPI 51-100		Score		RPI 101+		Team's RPI: 162		Score			
RPI S	Opponent			RPI S	Opponent			RPI S	Opponent			RPI S	Opponent						
44	A Southwest Mo. St.	75	96	44	A Southwest Mo. St.	72	93	52	A Creighton	72	77	101	N Illinois	51	85				
44	A Southwest Mo. St.	72	93	44	A Southwest Mo. St.	47	64	52	H Creighton	72	75	119	A Drake	60	73				
44	H Southwest Mo. St.	47	64					78	H Western Mi ch.	57	79	119	H Drake	57	54				
												155	A Indiana St.	80	76				
												155	H Indiana St.	73	83				
												155	N Indiana St.	77	63				
												165	A Ball St.	64	87				
												169	A Butler	83	69				
												171	A Wi chi ta St.	81	76				
												171	H Wi chi ta St.	67	71				
												174	A Northern Iowa	63	72				
												174	H Northern Iowa	83	74				
												182	H Portland	74	50				
												195	A Evansville	84	80				
												195	H Evansville	91	64				
												231	A Bradley	71	87				
												231	H Bradley	79	78				
												256	H Ill. -Chi cago	74	64				
												271	A IUPUI	81	67				
												291	A Southern Ill.	85	63				
												291	H Southern Ill.	86	56				
												295	H Portland St.	62	38				
												310	H Air Force	85	49				
LAST 10 Division I GAMES:																			
44	A Southwest Mo. St.	72	93	44	H Southwest Mo. St.	47	64												
155	N Indiana St.	77	63	155	A Indiana St.	80	76												
174	A Northern Iowa	63	72	291	A Southern Ill.	85	63												
231	A Bradley	71	87	195	A Evansville	84	80												
171	H Wi chi ta St.	67	71	119	H Drake	57	54												

Non-Div I Games:

Illinois St.

Loss, Non-Conf, S Site, H Home A Away N Neutral

Illinois St.

Illinois St.

Average RPI Win: 127		WON-LOST RECORD	WINNING PCT. RANK	LAST 10 GAMES	STRENGTH OF SCHEDULE	OPP. STRENGTH OF SCHEDULE	TEAM RPI	ADJ. RPI	CONF. RPI	ADJ CONF. RPI
DIV. I ONLY		12- 17	213	2- 8	94	11	125	122	3	3
DIV. I NON-CONF.		7- 4	81	0- 0	119	40	80	80	2	2
TOTALS		RPI 1-25	RPI 26-50	W-L RECORDS	RPI 51-100	RPI 150+				
12- 17		0- 6	0- 4	OVERALL	3- 4	3- 1				
7- 6		0- 3	0- 2	HOME	2- 0	2- 0				
4- 8		0- 2	0- 2	AWAY	1- 2	1- 1				
1- 3		0- 1	0- 0	NEUTRAL	0- 2	0- 0				
7- 4		0- 0	0- 1	NON-CONFERENCE	2- 3	2- 0				
4- 1		0- 0	0- 1	HOME	1- 0	1- 0				
3- 1		0- 0	0- 0	AWAY	1- 1	1- 0				
0- 2		0- 0	0- 0	NEUTRAL	0- 2	0- 0				
5- 13		0- 6	0- 3	CONFERENCE	1- 1	1- 1				
3- 5		0- 3	0- 1	HOME	1- 0	1- 0				
1- 7		0- 2	0- 2	AWAY	0- 1	0- 1				
1- 1		0- 1	0- 0	NEUTRAL	0- 0	0- 0				
RPI 1-25		RPI 26-50		RPI 51-100		Team's RPI : 122				
RPI S	Opponent	Score	RPI S	Opponent	Score	RPI S	Opponent	Score	Score	
3	H Penn St.	49 66	30	A Ohio St.	65 71	55	A North Carolina St.	91 93	101	A Illinois 63 56
3	N Penn St.	66 79	40	A Iowa	65 72				101	H Illinois 52 64
5	H Purdue	47 71	40	H Iowa	69 78	59	H Maine	67 58	115	H Western Ill. 81 74
20	A Minnesota	46 78	41	H Arkansas	70 78	62	N Iowa St.	59 75	118	A Wisconsin 62 66
21	A Michigan St.	41 59				63	N Mississippi St.	67 70	118	H Wisconsin 60 39
21	H Michigan St.	51 60				79	A Michigan	59 65	118	N Wisconsin 57 39
						79	H Michigan	65 52	131	A Va. Commonwealth 68 54
						88	A Georgetown	72 62	142	H North Texas 79 60
									156	A Northwestern 36 48
									156	H Northwestern 58 55
									165	A Ball St. 71 62
									251	H Cornell 75 41
			LAST 10 Division I GAMES:							
			3	N Penn St.	66 79	40	H Iowa	69 78		
			118	N Wisconsin	57 39	156	A Northwestern	36 48		
			21	H Michigan St.	51 60	101	H Illinois	52 64		
			118	A Wisconsin	62 66	3	H Penn St.	49 66		
			79	H Michigan	65 52	30	A Ohio St.	65 71		

Non-Div I Games:

Indiana

Average RPI Win: 204		WON-LOST RECORD		WINNING PCT. RANK		LAST 10 GAMES		STRENGTH OF SCHEDULE		OPP. STRENGTH OF SCHEDULE		TEAM RPI		ADJ. RPI		CONF. RPI		ADJ CONF. RPI					
DIV. I ONLY		16- 12		114		5- 5		205		161		154		155		14		14					
DIV. I NON-CONF.		6- 3		64		0- 0		258		269		139		141		10		10					
TOTALS		RPI 1-25		RPI 26-50		W-L RECORDS		RPI 51-100		RPI 150+													
16- 12		0- 0		1- 1		OVERALL		1- 3		13- 5													
9- 3		0- 0		1- 0		HOME		1- 2		6- 1													
5- 7		0- 0		0- 1		AWAY		0- 1		5- 3													
2- 2		0- 0		0- 0		NEUTRAL		0- 0		2- 1													
6- 3		0- 0		0- 0		NON-CONFERENCE		1- 1		5- 0													
2- 1		0- 0		0- 0		HOME		1- 1		1- 0													
2- 1		0- 0		0- 0		AWAY		0- 0		2- 0													
2- 1		0- 0		0- 0		NEUTRAL		0- 0		2- 0													
10- 9		0- 0		1- 1		CONFERENCE		0- 2		8- 5													
7- 2		0- 0		1- 0		HOME		0- 1		5- 1													
3- 6		0- 0		0- 1		AWAY		0- 1		3- 3													
0- 1		0- 0		0- 0		NEUTRAL		0- 0		0- 1													
RPI 1-25		RPI 26-50		RPI 51-100		RPI 101+		Team's RPI: 155															
RPI S	Opponent	Score	RPI S	Opponent	Score	RPI S	Opponent	Score	RPI S	Opponent	Score												
44	A Southwest Mo. St.	47 73	44	A Southwest Mo. St.	58 56	52	A Creighton	69 87	115	A Western Ill.	67 75												
44	H Southwest Mo. St.					52	H Creighton	46 47	119	A Drake	52 75												
						70	H Miami (Ohio)	80 92	119	H Drake	66 45												
						89	H Cincinnati	57 54	142	N North Texas	73 86												
									162	A Illinois St.	83 73												
									162	H Illinois St.	76 80												
									162	N Illinois St.	63 77												
									165	N Ball St.	65 53												
									171	A Wichita St.	79 81												
									171	H Wichita St.	73 71												
									174	A Northern Iowa	58 60												
									174	H Northern Iowa	72 61												
									195	A Evansville	89 81												
									195	H Evansville	82 51												
									231	A Bradley	83 97												
									231	H Bradley	76 55												
									251	N Cornell	89 58												
									290	A IUPUI	104 61												
									291	A Southern Ill.	98 84												
									291	H Southern Ill.	91 58												
									297	H Wright St.	102 52												
									306	A Eastern Ill.	81 70												
LAST 10 Division I GAMES:																							
162 N Illinois St.						63 77	162 H Illinois St.						76 80										
231 A Bradley						83 97	195 A Evansville						89 81										
174 A Northern Iowa						58 60	291 A Southern Ill.						98 84										
44 H Southwest Mo. St.						58 56	52 H Creighton						46 47										
171 H Wichita St.						73 71	119 H Drake						66 45										

Indiana St.

Non-Div I Games:

Indiana St.

■ Loss,
 ■ Non-Conf, S Site,
 ■ Home
 ■ Away
 N Neutral

Average RPI Win: 220		WON-LOST	WINNING	LAST 10	STRENGTH OF	OPP. STRENGTH	TEAM	ADJ.	CONF.	ADJ CONF.
Average RPI Loss: 174		RECORD	PCT. RANK	GAMES	SCHEDULE	OF SCHEDULE	RPI	RPI	RPI	RPI
DIV. I ONLY	7- 21	280	4- 6	199	225	282	281	17	17	
DIV. I NON-CONF.	1- 8	293	0- 0	225	297	299	299	18	18	
TOTALS	RPI 1-25	RPI 26-50	W-L RECORDS	RPI 51-100	RPI 150+					
7- 21	0- 0	0- 0	OVERALL	0- 2	5- 13					
3- 8	0- 0	0- 0	HOME	0- 1	2- 5					
4- 11	0- 0	0- 0	AWAY	0- 1	3- 7					
0- 2	0- 0	0- 0	NEUTRAL	0- 0	0- 1					
1- 8	0- 0	0- 0	NON-CONFERENCE	0- 0	1- 6					
0- 2	0- 0	0- 0	HOME	0- 0	0- 2					
1- 5	0- 0	0- 0	AWAY	0- 0	1- 4					
0- 1	0- 0	0- 0	NEUTRAL	0- 0	0- 0					
6- 13	0- 0	0- 0	CONFERENCE	0- 2	4- 7					
3- 6	0- 0	0- 0	HOME	0- 1	2- 3					
3- 6	0- 0	0- 0	AWAY	0- 1	2- 3					
0- 1	0- 0	0- 0	NEUTRAL	0- 0	0- 1					
RPI S	RPI 1-25 Opponent Score	RPI S	RPI 26-50 Opponent Score	RPI S	RPI 51-100 Opponent Score	RPI S	RPI 101+ Opponent Score	Team's RPI: 281		
				90 A Mari st	57 62	107 A Si ena	61 57			
				90 H Mari st	61 66	107 H Si ena	49 66			
						109 A Cani si us	62 94			
						109 H Cani si us	95 80			
						111 A Seton Hal l	54 72			
						135 A Ni agara	67 68			
						135 H Ni agara	60 67			
						140 N Del aware St.	56 66			
						184 A Dartmouth	68 82			
						193 A St. Peter' s	53 58			
						193 H St. Peter' s	68 74			
						193 N St. Peter' s	62 73			
						198 A Paci fi c	63 74			
						204 A Loyol a (Md.)	69 66			
						204 H Loyol a (Md.)	59 62			
						206 A Monmouth	53 63			
						212 A San Franci sco	40 54			
						219 H Bucknel l	76 86			
						225 A Manhattan	49 52			
						225 H Manhattan	57 61			
						242 A Fai rfi el d	63 75			
						242 H Fai rfi el d	75 61			
						244 H Wagner	77 93			
						292 A Ri der	64 49			
						292 H Ri der	77 58			
						293 A UMBC	64 43			
				LAST 10 Divi sion I GAMES:						
				193 N St. Peter' s	62 73	109 H Cani si us	95 80			
				90 H Mari st	61 66	135 H Ni agara	60 67			
				225 A Manhattan	49 52	292 A Ri der	64 49			
				242 A Fai rfi el d	63 75	242 H Fai rfi el d	75 61			
				193 A St. Peter' s	53 58	107 A Si ena	61 57			

I
o
n
a

Non-Di v I Games:

Iona

■ Loss,
 ■ Non-Conf,
 ■ S Site,
 ■ H Home
 ■ A Away
 N Neutral

Average RPI Win:		104	WON-LOST	WINNING	LAST 10	STRENGTH OF	OPP. STRENGTH	TEAM	ADJ.	CONF.	ADJ CONF.
Average RPI Loss:		23	RECORD	PCT. RANK	GAMES	SCHEDULE	OF SCHEDULE	RPI	RPI	RPI	RPI
DIV. I ONLY	16- 13	127	4- 6	13	9	40	40	3	3		
DIV. I NON-CONF.	6- 6	147	0- 1	23	25	58	55	2	2		
<hr/>											
TOTALS	RPI 1-25		RPI 26-50		W-L RECORDS		RPI 51-100			RPI 150+	
16- 13	2- 8		1- 3		OVERALL		2- 2			3- 0	
7- 6	1- 4		0- 1		HOME		1- 1			1- 0	
8- 6	1- 3		1- 2		AWAY		0- 1			2- 0	
1- 1	0- 1		0- 0		NEUTRAL		1- 0			0- 0	
6- 6	0- 2		1- 2		NON-CONFERENCE		1- 2			2- 0	
2- 3	0- 2		0- 0		HOME		0- 1			1- 0	
3- 3	0- 0		1- 2		AWAY		0- 1			1- 0	
1- 0	0- 0		0- 0		NEUTRAL		1- 0			0- 0	
10- 7	2- 6		0- 1		CONFERENCE		1- 0			1- 0	
5- 3	1- 2		0- 1		HOME		1- 0			0- 0	
5- 3	1- 3		0- 0		AWAY		0- 0			1- 0	
0- 1	0- 1		0- 0		NEUTRAL		0- 0			0- 0	
<hr/>											
RPI 1-25				RPI 26-50 Team's RPI: 40				RPI 51-100			
RPI S	Opponent	Score		RPI S	Opponent	Score		RPI S	Opponent	Score	
3	A Penn St.	64	92	29	A Virginia Tech	76	89	52	H Creighton	72	84
3	H Penn St.	58	70	30	H Ohio St.	82	93	62	A Iowa St.	94	101
5	A Purdue	55	84	34	A Marquette	65	62	65	N St. Joseph's	62	58
5	H Purdue	79	90	47	A Missouri	65	75	79	H Michigan	69	58
8	H Houston	64	70								
9	H Kansas St.	60	82								
20	A Minnesota	61	75								
20	H Minnesota	81	61								
21	A Michigan St.	78	67								
21	N Michigan St.	54	81								
<hr/>											
LAST 10 Division I GAMES:											
29	A Virginia Tech	76	89	20	H Minnesota	81	61				
21	N Michigan St.	54	81	122	A Indiana	78	69				
101	A Illinois	89	64	118	A Wisconsin	87	82				
5	A Purdue	55	84	5	H Purdue	79	90				
3	H Penn St.	58	70	30	H Ohio St.	82	93				

Iowa

Non-Div I Games:

Iowa

■ Loss,
 ■ Non-Conf,
 ■ S Site,
 ■ H Home
 ■ A Away
 N Neutral

Average RPI Win: 123		WON-LOST RECORD		WINNING PCT. RANK		LAST 10 GAMES		STRENGTH OF SCHEDULE		OPP. STRENGTH OF SCHEDULE		TEAM RPI		ADJ. RPI		CONF. RPI		ADJ CONF. RPI	
DIV. I ONLY		18- 15		136		6- 4		43		53		63		62		2		2	
DIV. I NON-CONF.		10- 5		64		3- 1		118		131		78		77		4		3	
TOTALS		RPI 1-25		RPI 26-50		W-L RECORDS		RPI 51-100		RPI 150+									
18- 15		3- 6		1- 3		OVERALL		5- 3		7- 0									
13- 5		3- 2		1- 1		HOME		4- 2		5- 0									
3- 8		0- 3		0- 1		AWAY		0- 1		2- 0									
2- 2		0- 1		0- 1		NEUTRAL		1- 0		0- 0									
10- 5		0- 0		1- 1		NON-CONFERENCE		3- 2		5- 0									
8- 2		0- 0		1- 0		HOME		3- 2		4- 0									
1- 2		0- 0		0- 0		AWAY		0- 0		1- 0									
1- 1		0- 0		0- 1		NEUTRAL		0- 0		0- 0									
8- 10		3- 6		0- 2		CONFERENCE		2- 1		2- 0									
5- 3		3- 2		0- 1		HOME		1- 0		1- 0									
2- 6		0- 3		0- 1		AWAY		0- 1		1- 0									
1- 1		0- 1		0- 0		NEUTRAL		1- 0		0- 0									
RPI 1-25		RPI 26-50		RPI 51-100		Team's RPI: 62		RPI 101+											
RPI S	Opponent	Score	RPI S	Opponent	Score	RPI S	Opponent	Score	RPI S	Opponent	Score								
6	A Texas	45 67	29	N Virginia Tech	57 67	53	H UNLV	59 65	105	A Texas A&M	66 58								
6	N Texas	54 64	40	H Iowa	101 94	56	H Washington	55 76	118	A Wisconsin	73 76								
9	A Kansas St.	33 68	47	A Missouri	58 63	65	A Nebraska	57 62	119	A Drake	36 61								
9	H Kansas St.	47 61	47	H Missouri	62 81	65	H Nebraska	77 66	122	N Indiana	75 59								
13	H Texas Tech	64 63				65	H St. Joseph's	66 58	145	A Oklahoma St.	59 74								
14	H Oklahoma	69 51				65	N Nebraska	63 52	163	A Kansas	73 58								
17	H Baylor	81 72				70	H Miami (Ohio)	71 57	163	H Kansas	79 57								
22	A Colorado	67 72				94	H Idaho St.	72 59	174	H Northern Iowa	75 48								
22	H Colorado	51 62							230	A Cleveland St.	73 51								
									239	H Long Island	79 53								
									262	H Texas Southern	83 52								
									306	H Eastern Ill.	72 55								
LAST 10 Division I GAMES:																			
53	H UNLV	59 65	65	N Nebraska	63 52														
65	H St. Joseph's	66 58	163	H Kansas	79 57														
70	H Miami (Ohio)	71 57	47	A Missouri	58 63														
94	H Idaho St.	72 59	9	A Kansas St.	33 68														
6	N Texas	54 64	65	H Nebraska	77 66														

Iowa St.

Iowa St.

Non-Div I Games:

Iowa St.

Loss,
Non-Conf, S Site,
H Home
A Away
N Neutral

Average RPI Win: 263		WON-LOST RECORD		WINNING PCT. RANK		LAST 10 GAMES		STRENGTH OF SCHEDULE		OPP. STRENGTH OF SCHEDULE		TEAM RPI		ADJ. RPI		CONF. RPI		ADJ CONF. RPI	
DIV. I ONLY		23- 7		25		8- 2		320		288		137		138		31		31	
DIV. I NON-CONF.		7- 3		56		0- 0		292		230		154		156		31		31	
TOTALS		RPI 1-25		RPI 26-50		W-L RECORDS		RPI 51-100				RPI 150+							
23- 7		0- 0		0- 2		OVERALL		0- 0				23- 5							
10- 2		0- 0		0- 0		HOME		0- 0				10- 2							
10- 4		0- 0		0- 2		AWAY		0- 0				10- 2							
3- 1		0- 0		0- 0		NEUTRAL		0- 0				3- 1							
7- 3		0- 0		0- 2		NON-CONFERENCE		0- 0				7- 1							
3- 0		0- 0		0- 0		HOME		0- 0				3- 0							
2- 3		0- 0		0- 2		AWAY		0- 0				2- 1							
2- 0		0- 0		0- 0		NEUTRAL		0- 0				2- 0							
16- 4		0- 0		0- 0		CONFERENCE		0- 0				16- 4							
7- 2		0- 0		0- 0		HOME		0- 0				7- 2							
8- 1		0- 0		0- 0		AWAY		0- 0				8- 1							
1- 1		0- 0		0- 0		NEUTRAL		0- 0				1- 1							
RPI 1-25		RPI 26-50		RPI 51-100		RPI 101+		Team's RPI: 138											
RPI S	Opponent	Score	RPI S	Opponent	Score	RPI S	Opponent	Score	RPI S	Opponent	Score								
46	A Loui svi l l e	48 76	49	A Mi ssi ssi ppi	58 83							154	A Southern U.	60 49					
												154	H Southern U.	56 53					
												154	N Southern U.	47 48					
												160	H Jacksonville St.	73 70					
												173	A Al abama St.	46 68					
												173	H Al abama St.	61 69					
												178	A Fl ori da A&M	48 65					
												248	A Al corn St.	67 64					
												248	H Al corn St.	55 57					
												249	A Al abama A&M	65 57					
												249	H Al abama A&M	63 53					
												250	H Murray St.	69 56					
												258	A Grambl ing	65 56					
												258	H Grambl ing	71 55					
												261	A Texas St.	65 50					
												262	A Texas Southern	63 56					
												262	H Texas Southern	50 39					
												262	N Texas Southern	51 49					
												276	A Savannah St.	45 42					
												276	N Savannah St.	61 45					
												286	N Sam Houston St.	47 36					
												301	A Mi ssi ssi ppi Val .	57 50					
												301	H Mi ssi ssi ppi Val .	50 28					
												314	A Ark. -Pine Bl uff	68 54					
												314	H Ark. -Pine Bl uff	66 55					
												316	A Prai ri e View	52 47					
												316	H Prai ri e View	71 46					
												319	H Tennessee St.	70 35					
Non-Di v I Games:																			
Jackson St.																			

Average RPI Win: 233		WON-LOST RECORD		WINNING PCT. RANK		LAST 10 GAMES		STRENGTH OF SCHEDULE		OPP. STRENGTH OF SCHEDULE		TEAM RPI		ADJ. RPI		CONF. RPI		ADJ CONF. RPI	
DIV. I ONLY		18- 10		74		5- 5		282		222		159		160		24		23	
DIV. I NON-CONF.		7- 4		81		1- 0		263		241		158		165		23		23	
TOTALS		RPI 1-25		RPI 26-50		W-L RECORDS		RPI 51-100				RPI 150+							
18- 10		0- 0		0- 0		OVERALL		1- 2				15- 3							
11- 2		0- 0		0- 0		HOME		1- 0				9- 0							
7- 8		0- 0		0- 0		AWAY		0- 2				6- 3							
0- 0		0- 0		0- 0		NEUTRAL		0- 0				0- 0							
7- 4		0- 0		0- 0		NON-CONFERENCE		0- 1				6- 2							
4- 0		0- 0		0- 0		HOME		0- 0				4- 0							
3- 4		0- 0		0- 0		AWAY		0- 1				2- 2							
0- 0		0- 0		0- 0		NEUTRAL		0- 0				0- 0							
11- 6		0- 0		0- 0		CONFERENCE		1- 1				9- 1							
7- 2		0- 0		0- 0		HOME		1- 0				5- 0							
4- 4		0- 0		0- 0		AWAY		0- 1				4- 1							
0- 0		0- 0		0- 0		NEUTRAL		0- 0				0- 0							
RPI 1-25		RPI 26-50		RPI 51-100		RPI 101+		Team's RPI: 160											
RPI S	Opponent	Score	RPI S	Opponent	Score	RPI S	Opponent	Score	RPI S	Opponent	Score	RPI S	Opponent	Score	RPI S	Opponent	Score	RPI S	Opponent
						75 A	Austin Peay	67 76	127 A	Hampton	83 72								
						75 H	Austin Peay	66 64	136 A	Tennessee Tech	68 71								
						82 A	Al abama	52 81	136 H	Tennessee Tech	55 79								
									138 A	Jackson St.	70 73								
									148 A	Eastern Ky.	80 85								
									148 H	Eastern Ky.	75 53								
									148 H	Eastern Ky.	63 65								
									151 H	UAB	73 66								
									159 H	Southeast Mo. St.	95 83								
									170 A	James Madi son	64 68								
									240 A	Morehead St.	76 68								
									240 H	Morehead St.	94 78								
									249 A	Al abama A&M	71 60								
									250 A	Murray St.	85 83								
									255 A	Tenn. -Martin	70 79								
									257 A	Bi rmi ngham-So.	55 65								
									257 H	Bi rmi ngham-So.	65 56								
									265 H	Troy St.	79 62								
									269 A	Samford	70 68								
									269 H	Samford	69 61								
									276 A	Savannah St.	76 57								
									276 H	Savannah St.	83 44								
									306 H	Eastern Ill.	80 60								
									319 A	Tennessee St.	89 67								
									319 H	Tennessee St.	85 54								
LAST 10 Division I GAMES:																			
			148 H	Eastern Ky.	63 65		136 H	Tennessee Tech	55 79										
			319 H	Tennessee St.	85 54		148 A	Eastern Ky.	80 85										
			276 A	Savannah St.	76 57		240 A	Morehead St.	76 68										
			269 H	Samford	69 61		136 A	Tennessee Tech	68 71										
			75 H	Austin Peay	66 64		75 A	Austin Peay	67 76										

Non-Div I Games:

Jacksonville St.

Average RPI Win: 200		WON-LOST	WINNING	LAST 10	STRENGTH OF	OPP. STRENGTH	TEAM	ADJ.	CONF.	ADJ CONF.
Average RPI Loss: 59		RECORD	PCT. RANK	GAMES	SCHEDULE	OF SCHEDULE	RPI	RPI	RPI	RPI
DIV. I ONLY	9- 19	254	0- 10	75	64	165	163	2	2	
DIV. I NON-CONF.	7- 4	81	0- 0	280	270	176	176	4	3	
TOTALS	RPI 1-25	RPI 26-50	W-L RECORDS	RPI 51-100	RPI 150+					
9- 19	0- 9	1- 1	OVERALL	0- 5	6- 2					
5- 7	0- 3	0- 1	HOME	0- 2	3- 0					
1- 11	0- 5	1- 0	AWAY	0- 3	0- 2					
3- 1	0- 1	0- 0	NEUTRAL	0- 0	3- 0					
7- 4	0- 0	0- 0	NON-CONFERENCE	0- 1	6- 2					
4- 0	0- 0	0- 0	HOME	0- 0	3- 0					
0- 4	0- 0	0- 0	AWAY	0- 1	0- 2					
3- 0	0- 0	0- 0	NEUTRAL	0- 0	3- 0					
2- 15	0- 9	1- 1	CONFERENCE	0- 4	0- 0					
1- 7	0- 3	0- 1	HOME	0- 2	0- 0					
1- 7	0- 5	1- 0	AWAY	0- 2	0- 0					
0- 1	0- 1	0- 0	NEUTRAL	0- 0	0- 0					
RPI S Opponent	RPI 1-25 Score	RPI S Opponent	RPI 26-50 Score	RPI S Opponent	RPI 51-100 Score	RPI S Opponent	RPI 101+ Team's RPI: 163 Score			
6 H Texas	54 73	47 A Mi ssouri	55 52	62 A Iowa St.	57 79	105 H Texas A&M	63 69			
9 A Kansas St.	50 79	47 H Mi ssouri	49 76	62 H Iowa St.	58 73	133 H UTEP	71 50			
9 H Kansas St.	51 81			65 A Nebraska	48 59	139 A UMKC	50 63			
13 A Texas Tech	44 67			65 H Nebraska	61 65	145 H Oklahoma St.	74 61			
14 A Oklahoma	59 83			91 A Oregon	51 54	165 H Ball St.	70 55			
17 A Baylor	66 85					167 A Denver	63 69			
17 N Baylor	71 86					184 A Dartmouth	78 86			
22 A Colorado	56 75					203 N Texas-Arlington	71 52			
22 H Colorado	49 59					242 N Fairfield	84 70			
						263 H San Diego	64 45			
						281 H Cal St. Fullerton	90 46			
						318 N Sacramento St.	70 64			
LAST 10 Division I GAMES:				17 N Baylor	71 86	62 H Iowa St.	58 73			
				62 A Iowa St.	57 79	14 A Oklahoma	59 83			
				65 H Nebraska	61 65	9 H Kansas St.	51 81			
				22 A Colorado	56 75	65 A Nebraska	48 59			
				105 H Texas A&M	63 69	13 A Texas Tech	44 67			

Non-Div I Games:

Kansas

Loss, Non-Conf, S Site, H Home A Away N Neutral

Average RPI Win: 180

Average RPI Loss: 82

WON-LOST
RECORDWINNING
PCT. RANKLAST 10
GAMESSTRENGTH OF
SCHEDULEOPP. STRENGTH
OF SCHEDULETEAM
RPIADJ.
RPICONF.
RPIADJ CONF.
RPI

DIV. I ONLY

19- 10

70

8- 2

95

129

72

72

12

12

DIV. I NON-CONF.

7- 5

107

0- 1

55

124

67

67

13

13

TOTALS

RPI 1-25

RPI 26-50

W-L RECORDS

RPI 51-100

RPI 150+

19- 10

0- 2

0- 0

OVERALL

4- 5

12- 1

11- 1

0- 1

0- 0

HOME

2- 0

7- 0

6- 7

0- 1

0- 0

AWAY

1- 4

4- 1

2- 2

0- 0

0- 0

NEUTRAL

1- 1

1- 0

7- 5

0- 2

0- 0

NON-CONFERENCE

2- 3

4- 0

3- 1

0- 1

0- 0

HOME

1- 0

1- 0

2- 3

0- 1

0- 0

AWAY

0- 2

2- 0

2- 1

0- 0

0- 0

NEUTRAL

1- 1

1- 0

12- 5

0- 0

0- 0

CONFERENCE

2- 2

8- 1

8- 0

0- 0

0- 0

HOME

1- 0

6- 0

4- 4

0- 0

0- 0

AWAY

1- 2

2- 1

0- 1

0- 0

0- 0

NEUTRAL

0- 0

0- 0

RPI 1-25

RPI	S	Opponent	Score
7	A	LSU	49 73
21	H	Michigan St.	48 55

RPI 26-50

RPI	S	Opponent	Score
-----	---	----------	-------

RPI 51-100

Team's RPI: 72

RPI	S	Opponent	Score
51	H	Rice	61 55
65	A	St. Joseph's	51 61
68	A	Eastern Mich.	58 63
70	A	Miami (Ohio)	79 73
70	H	Miami (Ohio)	82 77
78	A	Western Mich.	67 76
80	N	Arkansas St.	67 63
81	A	Wis.-Green Bay	54 77
98	N	Northwestern St.	74 78

RPI 101+

RPI	S	Opponent	Score
106	A	Bowling Green	71 62
113	A	Marshall	51 56
113	H	Marshall	64 50
113	N	Marshall	58 64
120	H	Rhode Island	69 64
157	H	Toledo	69 56
165	H	Ball St.	99 64
176	A	Northern Ill.	55 56
180	A	American	57 52
201	H	St. Bonaventure	69 60
202	H	Ohio	72 49
247	A	Buffalo	85 66
247	H	Buffalo	80 53
249	N	Alabama A&M	70 45
273	H	Central Mich.	65 45
289	A	Akron	73 58
289	H	Akron	68 59
303	A	Youngstown St.	66 53

LAST 10 Division I GAMES:

65	A	St. Joseph's	51 61	106	A	Bowling Green	71 62
113	N	Marshall	58 64	113	H	Marshall	64 50
70	A	Miami (Ohio)	79 73	165	H	Ball St.	99 64
289	A	Akron	73 58	247	A	Buffalo	85 66
247	H	Buffalo	80 53	273	H	Central Mich.	65 45

Kent St.

Kent St.

Non-Div I Games:

Kent St.

Loss,
 Non-Conf, S Site,
 H Home
A Away
 N Neutral

Kentucky

Average RPI Win: 124
Average RPI Loss: 46

WON-LOST
RECORD

WINNING
PCT. RANK

LAST 10
GAMES

STRENGTH OF
SCHEDULE

OPP. STRENGTH
OF SCHEDULE

TEAM
RPI

ADJ.
RPI

CONF.
RPI

ADJ CONF.
RPI

DIV. I ONLY
DIV. I NON-CONF.

11- 17
8- 5

220
96

2- 8
0- 0

37
75

15
87

94
73

93
70

1
1

1
1

TOTALS

RPI 1-25

RPI 26-50

W-L RECORDS

RPI 51-100

RPI 150+

11- 17

0- 7

1- 5

OVERALL

4- 4

3- 1

7- 7

0- 3

1- 2

HOME

2- 2

3- 0

3- 9

0- 3

0- 3

AWAY

2- 2

0- 1

1- 1

0- 1

0- 0

NEUTRAL

0- 0

0- 0

8- 5

0- 0

1- 2

NON-CONFERENCE

3- 2

3- 1

5- 2

0- 0

1- 1

HOME

1- 1

3- 0

2- 3

0- 0

0- 1

AWAY

2- 1

0- 1

1- 0

0- 0

0- 0

NEUTRAL

0- 0

0- 0

3- 12

0- 7

0- 3

CONFERENCE

1- 2

0- 0

2- 5

0- 3

0- 1

HOME

1- 1

0- 0

1- 6

0- 3

0- 2

AWAY

0- 1

0- 0

0- 1

0- 1

0- 0

NEUTRAL

0- 0

0- 0

RPI 1-25

RPI 26-50

RPI 51-100 Team's RPI: 93

RPI 101+

RPI S Opponent

Score

RPI S Opponent

Score

RPI S Opponent

Score

RPI S Opponent

Score

1 H Tennessee 72 81
7 H LSU 69 70
10 A Vanderbilt 57 65
10 N Vanderbilt 41 60
11 A Georgia 62 73
11 H Georgia 53 74
15 A Florida 56 76

27 H North Carolina 59 75
28 H Auburn 54 71
41 A Arkansas 58 69
45 A Temple 82 86
46 H Louisville 84 80
49 A Mississippi 88 90

63 A Mississippi St. 67 80
63 H Mississippi St. 41 54
67 A Western Ky. 76 63
70 A Miami (Ohio) 64 58
75 H Austin Peay 82 56
82 H Alabama 62 59
89 A Cincinnati 52 60
100 H Xavier 60 75

114 A South Carolina 75 61
114 H South Carolina 71 54
132 N Duquesne 90 83
156 H Northwestern 67 60
212 A San Francisco 59 67
221 H High Point 83 45
290 H IUPUI 79 59

LAST 10 Division I GAMES:

10 N Vanderbilt 41 60
11 A Georgia 62 73
114 H South Carolina 71 54
82 H Alabama 62 59
41 A Arkansas 58 69
63 H Mississippi St. 41 54
15 A Florida 56 76
28 H Auburn 54 71
49 A Mississippi 88 90
1 H Tennessee 72 81

Non-Div I Games:

Kentucky

Loss, Non-Conf, S Site, H Home A Away N Neutral

Kentucky

Average RPI Win: 74		WON-LOST	WINNING	LAST 10	STRENGTH OF	OPP. STRENGTH	TEAM	ADJ.	CONF.	ADJ CONF.
Average RPI Loss: 19		RECORD	PCT. RANK	GAMES	SCHEDULE	OF SCHEDULE	RPI	RPI	RPI	RPI
DIV. I ONLY	27- 8	24	7- 3	7	3	7	7	1	1	
DIV. I NON-CONF.	15- 2	12	3- 0	20	28	10	9	1	1	
TOTALS	RPI 1-25	RPI 26-50	W-L RECORDS	RPI 51-100	RPI 150+					
27- 8	5- 6	10- 1	OVERALL	7- 1	3- 0					
16- 1	2- 1	7- 0	HOME	3- 0	3- 0					
6- 5	1- 3	1- 1	AWAY	3- 1	0- 0					
5- 2	2- 2	2- 0	NEUTRAL	1- 0	0- 0					
15- 2	2- 1	5- 0	NON-CONFERENCE	4- 1	3- 0					
10- 0	1- 0	4- 0	HOME	2- 0	3- 0					
2- 2	0- 1	0- 0	AWAY	1- 1	0- 0					
3- 0	1- 0	1- 0	NEUTRAL	1- 0	0- 0					
12- 6	3- 5	5- 1	CONFERENCE	3- 0	0- 0					
6- 1	1- 1	3- 0	HOME	1- 0	0- 0					
4- 3	1- 2	1- 1	AWAY	2- 0	0- 0					
2- 2	1- 2	1- 0	NEUTRAL	0- 0	0- 0					
RPI S Opponent	RPI 1-25 Team's RPI: 7	RPI S Opponent	Score	RPI S Opponent	Score	RPI S Opponent	Score	RPI S Opponent	Score	RPI S Opponent
1 A Tennessee	62 85	26 N Villanova	63 56	51 A Rice	73 51	114 H South Carolina	82 62			
1 N Tennessee	50 52	28 A Auburn	50 68	63 H Mississippi St.	78 61	144 A Tulane	65 42			
3 A Penn St.	46 83	28 H Auburn	70 59	64 N Florida St.	75 68	191 H La. -Monroe	86 48			
6 N Texas	71 55	38 H Arizona	76 66	72 H Kent St.	73 49	286 H Sam Houston St.	74 38			
10 H Vanderbilt	55 61	41 A Arkansas	73 65	75 H Austin Peay	83 66	300 H Southeastern La.	97 47			
10 N Vanderbilt	66 78	41 H Arkansas	92 65	82 A Alabama	103 68					
11 A Georgia	74 80	42 H Richmond	76 53	91 A Oregon	67 76					
11 N Georgia	62 60	43 H Maryland	76 61	93 A Kentucky	70 69					
15 A Florida	91 72	45 H Temple	68 52							
15 H Florida	74 59	49 H Mississippi	85 68							
24 H Rutgers	78 68	49 N Mississippi	79 66							
LAST 10 Division I GAMES:										
1 N Tennessee	50 52	10 N Vanderbilt	66 78							
11 N Georgia	62 60	49 N Mississippi	79 66							
6 N Texas	71 55	1 A Tennessee	62 85							
43 H Maryland	76 61	49 H Mississippi	85 68							
75 H Austin Peay	83 66	63 H Mississippi St.	78 61							

LSU

Non-Div I Games:

LSU

Loss,
Non-Conf, S Site,
H Home
A Away
N Neutral

Average RPI Win:		189	WON-LOST	WINNING	LAST 10	STRENGTH OF	OPP. STRENGTH	TEAM	ADJ.	CONF.	ADJ CONF.
Average RPI Loss:		75	RECORD	PCT. RANK	GAMES	SCHEDULE	OF SCHEDULE	RPI	RPI	RPI	RPI
DIV. I ONLY	15- 13	137	5- 5	107	92	108	110	8	8		
DIV. I NON-CONF.	7- 3	56	0- 0	120	136	68	71	8	8		
TOTALS	RPI 1-25	RPI 26-50	W-L RECORDS	RPI 51-100	RPI 150+						
15- 13	0- 1	1- 6	OVERALL	1- 3	10- 1						
10- 3	0- 0	1- 2	HOME	1- 0	6- 0						
3- 8	0- 0	0- 3	AWAY	0- 3	3- 1						
2- 2	0- 1	0- 1	NEUTRAL	0- 0	1- 0						
7- 3	0- 1	0- 1	NON-CONFERENCE	0- 1	5- 0						
4- 1	0- 0	0- 1	HOME	0- 0	3- 0						
2- 1	0- 0	0- 0	AWAY	0- 1	2- 0						
1- 1	0- 1	0- 0	NEUTRAL	0- 0	0- 0						
8- 10	0- 0	1- 5	CONFERENCE	1- 2	5- 1						
6- 2	0- 0	1- 1	HOME	1- 0	3- 0						
1- 7	0- 0	0- 3	AWAY	0- 2	1- 1						
1- 1	0- 0	0- 1	NEUTRAL	0- 0	1- 0						
RPI S Opponent	RPI 1-25	Score	RPI S Opponent	RPI 26-50	Score	RPI S Opponent	RPI 51-100	Score	RPI S Opponent	RPI 101+	Team's RPI: 110
15 N	Flori da	65 90	26 H	Vi l l a n o v a	48 51	65 A	St. Joseph' s	52 68	105 N	Texas A&M	67 62
			35 A	George Washi ngton	64 81	87 A	Del aware	47 69	108 H	Pennsyl vani a	74 67
			35 H	George Washi ngton	72 85	100 A	Xavi er	50 63	120 H	Rhode Isl and	81 73
			35 N	George Washi ngton	61 64	100 H	Xavi er	66 63	132 A	Duquesne	69 74
			42 A	Ri chmond	50 74				132 H	Duquesne	67 78
			42 H	Ri chmond	70 67				185 H	Coppi n St.	71 57
			45 A	Templ e	59 71				201 H	St. Bonaventure	76 65
									201 N	St. Bonaventure	50 45
									207 A	Drexel	70 69
									219 H	Bucknel l	61 54
									220 H	Howard	70 49
									228 A	Fordham	63 73
									267 H	Massachusetts	64 60
									283 A	Dayton	65 62
									283 H	Dayton	81 63
									287 A	St. Francis (N. Y.)	67 53
LAST 10 Div sion I GAMES:											
			35 N	George Washi ngton	61 64	132 A	Duquesne	69 74			
			201 N	St. Bonaventure	50 45	201 H	St. Bonaventure	76 65			
			45 A	Templ e	59 71	283 A	Dayton	65 62			
			283 H	Dayton	81 63	100 A	Xavi er	50 63			
			100 H	Xavi er	66 63	35 A	George Washi ngton	64 81			

Non-Div I Games:

La Salle

■ Loss,
 ■ Non-Conf,
 ■ S Site,
 ■ H Home
 ■ A Away
 N Neutral

Average RPI Win: 251		WON-LOST RECORD		WINNING PCT. RANK		LAST 10 GAMES		STRENGTH OF SCHEDULE		OPP. STRENGTH OF SCHEDULE		TEAM RPI		ADJ. RPI		CONF. RPI		ADJ CONF. RPI	
DIV. I ONLY		18- 11		83		7- 3		307		237		190		191		32		32	
DIV. I NON-CONF.		4- 6		200		0- 0		224		92		214		214		24		24	
TOTALS		RPI 1-25		RPI 26-50		W-L RECORDS		RPI 51-100		RPI 150+									
18- 11		0- 1		0- 0		OVERALL		1- 3		16- 6									
12- 1		0- 0		0- 0		HOME		1- 0		10- 1									
5- 9		0- 1		0- 0		AWAY		0- 2		5- 5									
1- 1		0- 0		0- 0		NEUTRAL		0- 1		1- 0									
4- 6		0- 1		0- 0		NON-CONFERENCE		0- 2		3- 2									
3- 0		0- 0		0- 0		HOME		0- 0		2- 0									
0- 5		0- 1		0- 0		AWAY		0- 1		0- 2									
1- 1		0- 0		0- 0		NEUTRAL		0- 1		1- 0									
14- 5		0- 0		0- 0		CONFERENCE		1- 1		13- 4									
9- 1		0- 0		0- 0		HOME		1- 0		8- 1									
5- 4		0- 0		0- 0		AWAY		0- 1		5- 3									
0- 0		0- 0		0- 0		NEUTRAL		0- 0		0- 0									

RPI 1-25		RPI 26-50		RPI 51-100		Team's RPI : 191		
RPI S	Opponent	Score	RPI S	Opponent	Score	RPI S	Opponent	Score
7 A	LSU	48 86				67 N	Western Ky.	45 62
						77 A	South Ala.	56 59
						98 A	Northwestern St.	63 79
						98 H	Northwestern St.	74 63
						105 A	Texas A&M	69 78
						144 H	Tulane	70 67
						175 A	Southern Miss.	59 68
						190 A	Fresno St.	56 88
						203 A	Texas-Arlington	70 66
						203 H	Texas-Arlington	57 49
						203 H	Texas-Arlington	53 56
						205 A	Texas-San Antonio	69 62
						217 A	Stephen F. Austin	53 68
						217 H	Stephen F. Austin	70 51
						246 H	New Orleans	80 58
						261 A	Texas St.	62 70
						261 H	Texas St.	84 58
						261 H	Texas St.	72 59
						268 H	McNeese St.	81 73
						269 N	Samford	71 57
						286 A	Sam Houston St.	63 70
						286 H	Sam Houston St.	79 68
						295 H	Centenary (La.)	92 63
						300 A	Southeastern La.	62 45
						300 H	Southeastern La.	77 60
						321 A	Lamar	74 48
						321 H	Lamar	86 40
						324 A	Nicholls St.	85 56

LAST 10 Division I GAMES:	
203 H	Texas-Arlington 53 56
261 H	Texas St. 72 59
98 H	Northwestern St. 74 63
321 A	Lamar 74 48
300 A	Southeastern La. 62 45
268 H	McNeese St. 81 73
261 A	Texas St. 62 70
205 A	Texas-San Antonio 69 62
217 A	Stephen F. Austin 53 68
203 H	Texas-Arlington 57 49

La. -Monroe

[illegible]

Non-Div l Games:

Lafayette

Loss, Non-Conf, S Site, H Home A Away N Neutral

Average RPI Win: 308		WON-LOST RECORD	WINNING PCT. RANK	LAST 10 GAMES	STRENGTH OF SCHEDULE	OPP. STRENGTH OF SCHEDULE	TEAM RPI	ADJ. RPI	CONF. RPI	ADJ CONF. RPI
DIV. I ONLY		2- 21	316	0- 10	293	309	322	321	32	32
DIV. I NON-CONF.		1- 6	279	0- 0	189	279	283	283	24	24
TOTALS		RPI 1-25	RPI 26-50	W-L RECORDS	RPI 51-100	RPI 150+				
2- 21		0- 1	0- 0	OVERALL	0- 4	2- 16				
1- 9		0- 0	0- 0	HOME	0- 2	1- 7				
1- 11		0- 1	0- 0	AWAY	0- 2	1- 8				
0- 1		0- 0	0- 0	NEUTRAL	0- 0	0- 1				
1- 6		0- 1	0- 0	NON-CONFERENCE	0- 2	1- 3				
0- 2		0- 0	0- 0	HOME	0- 1	0- 1				
1- 3		0- 1	0- 0	AWAY	0- 1	1- 1				
0- 1		0- 0	0- 0	NEUTRAL	0- 0	0- 1				
1- 15		0- 0	0- 0	CONFERENCE	0- 2	1- 13				
1- 7		0- 0	0- 0	HOME	0- 1	1- 6				
0- 8		0- 0	0- 0	AWAY	0- 1	0- 7				
0- 0		0- 0	0- 0	NEUTRAL	0- 0	0- 0				

RPI 1-25		RPI 26-50		RPI 51-100		RPI 101+ Team's RPI: 321		
RPI	Opponent	Score	RPI	Opponent	Score	RPI	Opponent	Score
18	A TCU	50 95				68	A Eastern Mi ch.	46 90
						77	H South Al a.	50 76
						98	A Northwestern St.	49 83
						98	H Northwestern St.	71 81
						191	A La. -Monroe	40 86
						191	H La. -Monroe	48 74
						203	H Texas-Arlington	47 66
						205	A Texas-San Antoni o	44 67
						205	H Texas-San Antoni o	46 61
						217	H Stephen F. Austin	57 72
						227	H La. -Lafayette	44 68
						248	A Al corn St.	63 70
						261	A Texas St.	67 82
						261	H Texas St.	52 54
						268	A McNeese St.	52 63
						286	A Sam Houston St.	51 59
						286	H Sam Houston St.	49 59
						300	A Southeastern La.	56 68
						300	H Southeastern La.	59 51
						311	N Central Conn. St.	61 73
						316	A Prair ie View	65 59
						324	A Ni chol ls St.	70 87

LAST 10 Division I GAMES:			
286	A	Sam Houston St.	51 59
205	A	Texas-San Antoni o	44 67
191	H	La. -Monroe	48 74
217	H	Stephen F. Austin	57 72
300	A	Southeastern La.	56 68
324	A	Ni chol ls St.	70 87
268	A	McNeese St.	52 63
261	H	Texas St.	52 54
98	H	Northwestern St.	71 81
203	H	Texas-Arlington	47 66

Lamar

Non-Div I Games: Tex. A&M-Commerc 52 55 St. Edward's 56 53 Spring Hill 66 58

Lamar

Loss, Non-Conf, S Site, H Home A Away N Neutral

Average RPI Win: 246		WON-LOST	WINNING	LAST 10	STRENGTH OF	OPP. STRENGTH	TEAM	ADJ.	CONF.	ADJ CONF.
Average RPI Loss: 141		RECORD	PCT. RANK	GAMES	SCHEDULE	OF SCHEDULE	RPI	RPI	RPI	RPI
DIV. I ONLY	13- 16	192	5- 5	158	249	198	194	23	24	
DIV. I NON-CONF.	3- 10	261	0- 0	124	218	236	232	22	22	
TOTALS	RPI 1-25	RPI 26-50	W-L RECORDS	RPI 51-100	RPI 150+					
13- 16	0- 0	0- 0	OVERALL	0- 3	13- 6					
5- 8	0- 0	0- 0	HOME	0- 1	5- 4					
7- 5	0- 0	0- 0	AWAY	0- 1	7- 1					
1- 3	0- 0	0- 0	NEUTRAL	0- 1	1- 1					
3- 10	0- 0	0- 0	NON-CONFERENCE	0- 3	3- 2					
1- 5	0- 0	0- 0	HOME	0- 1	1- 2					
2- 3	0- 0	0- 0	AWAY	0- 1	2- 0					
0- 2	0- 0	0- 0	NEUTRAL	0- 1	0- 0					
10- 6	0- 0	0- 0	CONFERENCE	0- 0	10- 4					
4- 3	0- 0	0- 0	HOME	0- 0	4- 2					
5- 2	0- 0	0- 0	AWAY	0- 0	5- 1					
1- 1	0- 0	0- 0	NEUTRAL	0- 0	1- 1					
RPI S	RPI 1-25 Opponent Score	RPI S	RPI 26-50 Opponent Score	RPI S	RPI 51-100 Opponent Score	RPI S	RPI 101+ Opponent Score	Team's RPI: 194		
				65 H St. Joseph's	42 68	108 A Pennsylvani a	43 73			
				90 A Mari st	53 66	113 H Marshal l	55 68			
				94 N Idaho St.	52 95	124 A Bi nghamton	55 62			
						126 N Cal i forni a	47 66			
						132 H Duquesne	52 61			
						141 A Col gate	65 76			
						141 H Col gate	62 73			
						158 H Brown	73 78			
						180 A Ameri can	69 55			
						180 H Ameri can	48 55			
						180 N Ameri can	58 71			
						181 H Col umbi a	60 67			
						208 A Hol y Cross	79 70			
						208 H Hol y Cross	68 71			
						219 A Bucknel l	59 74			
						219 H Bucknel l	69 58			
						226 A Fai rlei gh Di cki nson	65 58			
						235 A Army	75 68			
						235 H Army	83 53			
						235 N Army	63 53			
						245 A Pri nceton	56 53			
						254 A Navy	77 53			
						254 H Navy	71 61			
						277 H Mt. St. Mary' s	86 83			
						315 A Lafayette	64 53			
						315 H Lafayette	84 55			
				LAST 10 Div sion I GAMES:						
				180 N Ameri can	58 71	235 H Army	83 53			
				235 N Army	63 53	180 H Ameri can	48 55			
				208 A Hol y Cross	79 70	219 A Bucknel l	59 74			
				141 A Col gate	65 76	254 A Navy	77 53			
				315 H Lafayette	84 55	141 H Col gate	62 73			

Non-Di v I Games:

Lehigh

Loss, Non-Conf, S Site, H Home A Away N Neutral

Average RPI Win: 239
Average RPI Loss: 66

Through Games Of 2007 Final											
Average RPI Win: 239		WON-LOST RECORD	WINNING PCT. RANK	LAST 10 GAMES	STRENGTH OF SCHEDULE	OPP. STRENGTH OF SCHEDULE	TEAM RPI	ADJ. RPI	CONF. RPI	ADJ CONF. RPI	
DIV. I ONLY		25- 7	18	9- 1	157	232	69	69	25	25	
DIV. I NON-CONF.		8- 7	145	0- 1	106	102	101	101	30	30	
<hr/>											
TOTALS		RPI 1-25		RPI 26-50	W-L RECORDS		RPI 51-100		RPI 150+		
25- 7		0- 2		0- 2	OVERALL		1- 1		23- 0		
13- 0		0- 0		0- 0	HOME		1- 0		11- 0		
9- 3		0- 0		0- 2	AWAY		0- 1		9- 0		
3- 4		0- 2		0- 0	NEUTRAL		0- 0		3- 0		
8- 7		0- 2		0- 2	NON-CONFERENCE		1- 1		6- 0		
3- 0		0- 0		0- 0	HOME		1- 0		1- 0		
2- 3		0- 0		0- 2	AWAY		0- 1		2- 0		
3- 4		0- 2		0- 0	NEUTRAL		0- 0		3- 0		
17- 0		0- 0		0- 0	CONFERENCE		0- 0		17- 0		
10- 0		0- 0		0- 0	HOME		0- 0		10- 0		
7- 0		0- 0		0- 0	AWAY		0- 0		7- 0		
0- 0		0- 0		0- 0	NEUTRAL		0- 0		0- 0		
<hr/>											
RPI 1-25		RPI 26-50		RPI 51-100		Team's RPI : 69		RPI 101+			
RPI S	Opponent	Score	RPI S	Opponent	Score	RPI S	Opponent	Score	RPI S	Opponent	Score
11 N	Georgi a	53 78	29 A	Vi rgi ni a Tech	45 52	67 H	Western Ky.	77 71	128 N	Wi s. -Mi l waukee	56 65
16 N	Boston Col lege	70 74	42 A	Ri chmond	68 82	89 A	Ci nci nnati	62 73	131 H	Va. Commonweal th	62 43
									147 N	Harvard	73 75
									180 A	Ameri can	76 72
									204 N	Loyol a (Md.)	70 62
									209 N	New Hampshi re	87 64
									213 A	UNC Ashevi l l e	65 46
									213 H	UNC Ashevi l l e	67 50
									221 A	Hi gh Poi nt	70 64
									221 H	Hi gh Poi nt	63 50
									234 A	Radford	63 45
									234 H	Radford	62 42
									234 H	Radford	82 59
									251 N	Cornel l	65 63
									257 A	Bi rmi ngham-So.	59 39
									257 H	Bi rmi ngham-So.	62 42
									257 H	Bi rmi ngham-So.	54 41
									264 A	Coastal Caro.	69 58
									264 H	Coastal Caro.	75 58
									275 A	Charleston So.	82 44
									275 H	Charleston So.	70 42
									280 H	South Caroli na St.	75 52
									288 A	Norfol k St.	76 54
									313 A	Wi nthrop	79 44
									313 H	Wi nthrop	79 47
									313 H	Wi nthrop	81 47
<hr/>											
LAST 10 Di v i s i o n I GAMES:											
11 N Georgi a		53 78	313 A Wi nthrop		79 44	221 A Hi gh Poi nt		70 64			
257 H Bi rmi ngham-So.		54 41	213 H UNC Ashevi l l e		67 50	257 A Bi rmi ngham-So.		59 39			
234 H Radford		82 59	275 H Charleston So.		70 42						
313 H Wi nthrop		81 47									
234 H Radford		62 42									

Non-Div l Games:

Li berty

■ Loss, ■ Non-Conf, S Site, H Home A Away N Neutral

Average RPI Win: 229		WON-LOST RECORD	WINNING PCT. RANK	LAST 10 GAMES	STRENGTH OF SCHEDULE	OPP. STRENGTH OF SCHEDULE	TEAM RPI	ADJ. RPI	CONF. RPI	ADJ CONF. RPI	
DIV. I ONLY	20- 12	82	8- 2	164	266	116	116	29	29		
DIV. I NON-CONF.	3- 6	227	0- 1	36	42	114	110	32	32		
TOTALS		RPI 1-25	RPI 26-50	W-L RECORDS	RPI 51-100	RPI 150+					
20- 12	0- 1	1- 1	OVERALL	0- 4	19- 6						
10- 5	0- 0	1- 1	HOME	0- 2	9- 2						
7- 5	0- 0	0- 0	AWAY	0- 1	7- 4						
3- 2	0- 1	0- 0	NEUTRAL	0- 1	3- 0						
3- 6	0- 1	1- 1	NON-CONFERENCE	0- 4	2- 0						
2- 3	0- 0	1- 1	HOME	0- 2	1- 0						
1- 1	0- 0	0- 0	AWAY	0- 1	1- 0						
0- 2	0- 1	0- 0	NEUTRAL	0- 1	0- 0						
17- 6	0- 0	0- 0	CONFERENCE	0- 0	17- 6						
8- 2	0- 0	0- 0	HOME	0- 0	8- 2						
6- 4	0- 0	0- 0	AWAY	0- 0	6- 4						
3- 0	0- 0	0- 0	NEUTRAL	0- 0	3- 0						
RPI 1-25		RPI 26-50		RPI 51-100		RPI 101+		Team's RPI: 116			
RPI S	Opponent	Score	RPI S	Opponent	Score	RPI S	Opponent	Score			
10 N	Vanderbi l t	45 76	48 H	Memphi s	58 68	56 N	Washi ngton	52 78	159 H	Southeast Mo. St.	52 47
			49 H	Mi ssi ssi ppi	74 71	60 H	Mi ddl e Tenn.	47 68	172 A	Georgi a St.	82 78
						75 H	Austi n Peay	60 65	172 H	Georgi a St.	56 39
						100 A	Xavi er	65 72	172 N	Georgi a St.	71 64
									182 A	UCF	75 56
									182 H	UCF	62 51
									182 N	UCF	64 62
									211 A	Bel mont	43 76
									211 H	Bel mont	66 68
									232 A	Hawai i	69 63
									236 A	Stetson	50 65
									236 H	Stetson	63 67
									243 A	Fl a. Atlanti c	70 63
									243 H	Fl a. Atlanti c	69 52
									259 A	Mercer	48 67
									259 H	Mercer	85 60
									265 A	Troy St.	68 55
									265 H	Troy St.	67 55
									265 N	Troy St.	73 63
									294 A	Campbel l	74 53
									294 H	Campbel l	71 57
									312 A	Gardner-Webb	60 71
									312 H	Gardner-Webb	75 48
									323 A	Jacksonvi lle	67 54
									323 H	Jacksonville	76 63
LAST 10 Div sion I GAMES:											
10 N	Vanderbi l t	45 76	236 A	Stetson	50 65	323 A	Jacksonvi lle	67 54			
182 N	UCF	64 62	259 H	Mercer	85 60	172 H	Georgi a St.	56 39			
172 N	Georgi a St.	71 64	294 A	Campbel l	74 53						
265 N	Troy St.	73 63									
265 H	Troy St.	67 55									

Non-Div I Games:

Lipscomb

Average RPI Win: 251				WON-LOST RECORD		WINNING PCT. RANK		LAST 10 GAMES		STRENGTH OF SCHEDULE		OPP. STRENGTH OF SCHEDULE		TEAM RPI		ADJ. RPI		CONF. RPI		ADJ CONF. RPI	
Average RPI Loss: 173																					
DIV. I ONLY				14- 16		178		5- 5		281		261		234		238		27		27	
DIV. I NON-CONF.				4- 5		180		0- 0		220		178		201		204		27		26	
TOTALS				RPI 1-25		RPI 26-50		W-L RECORDS		RPI 51-100				RPI 150+							
14- 16				0- 0		0- 3		OVERALL		0- 3				12- 9							
5- 9				0- 0		0- 1		HOME		0- 1				4- 7							
7- 5				0- 0		0- 1		AWAY		0- 1				6- 2							
2- 2				0- 0		0- 1		NEUTRAL		0- 1				2- 0							
4- 5				0- 0		0- 0		NON-CONFERENCE		0- 3				4- 1							
3- 2				0- 0		0- 0		HOME		0- 1				3- 1							
1- 2				0- 0		0- 0		AWAY		0- 1				1- 0							
0- 1				0- 0		0- 0		NEUTRAL		0- 1				0- 0							
10- 11				0- 0		0- 3		CONFERENCE		0- 0				8- 8							
2- 7				0- 0		0- 1		HOME		0- 0				1- 6							
6- 3				0- 0		0- 1		AWAY		0- 0				5- 2							
2- 1				0- 0		0- 1		NEUTRAL		0- 0				2- 0							
RPI 1-25				RPI 26-50		RPI 51-100		RPI 101+		Team's RPI: 238											
RPI S Opponent Score				RPI S Opponent Score		RPI S Opponent Score		RPI S Opponent Score		RPI S Opponent Score											
37 A UC Santa Barb.				67 78		54 H Loyol a Marymount		53 66		112 A Idaho		68 66									
37 H UC Santa Barb.				49 66		82 N Al abama		66 84		112 H Idaho		75 67									
37 N UC Santa Barb.				56 74		95 A Col orado St.		49 67		149 A New Mexico St.		48 56									
										190 H Fresno St.		65 70									
										198 A Paci fi c		63 67									
										198 H Paci fi c		62 71									
										222 H Northern Ari z.		62 47									
										229 H Eastern Wash.		74 66									
										237 A Cal Poly		64 68									
										237 H Cal Poly		56 64									
										237 N Cal Poly		58 55									
										246 H New Orle ans		70 68									
										263 A San Di ego		65 57									
										281 A Cal St. Full erton		77 65									
										281 H Cal St. Full erton		74 43									
										299 A UC Ri versi de		56 48									
										299 H UC Ri versi de		60 77									
										304 A Cal St. Northri dge		57 53									
										304 H Cal St. Northri dge		52 66									
										308 A Utah St.		64 57									
										308 H Utah St.		60 63									
										308 N Utah St.		55 48									
										309 A UC Irvi ne		57 51									
										309 H UC Irvi ne		50 60									

Long Beach St.

Long Beach St.

Non-Div I Games:

Long Beach St.

Loss, Non-Conf, S Site, H Home A Away N Neutral

Average RPI Win:		265	WON-LOST RECORD		WINNING PCT. RANK	LAST 10 GAMES		STRENGTH OF SCHEDULE		OPP. STRENGTH OF SCHEDULE	TEAM RPI	ADJ. RPI	CONF. RPI	ADJ CONF. RPI
Average RPI Loss:		161												
DIV. I ONLY		10- 17	233		4- 6		206		273		238	239	26	26
DIV. I NON-CONF.		2- 6	258		0- 0		239		174		265	266	29	29
TOTALS		RPI 1-25	RPI 26-50		W-L RECORDS		RPI 51-100				RPI 150+			
10- 17		0- 0	0- 0		OVERALL		0- 5				10- 9			
6- 7		0- 0	0- 0		HOME		0- 3				6- 3			
4- 9		0- 0	0- 0		AWAY		0- 2				4- 5			
0- 1		0- 0	0- 0		NEUTRAL		0- 0				0- 1			
2- 6		0- 0	0- 0		NON-CONFERENCE		0- 3				2- 2			
1- 3		0- 0	0- 0		HOME		0- 2				1- 1			
1- 3		0- 0	0- 0		AWAY		0- 1				1- 1			
0- 0		0- 0	0- 0		NEUTRAL		0- 0				0- 0			
8- 11		0- 0	0- 0		CONFERENCE		0- 2				8- 7			
5- 4		0- 0	0- 0		HOME		0- 1				5- 2			
3- 6		0- 0	0- 0		AWAY		0- 1				3- 4			
0- 1		0- 0	0- 0		NEUTRAL		0- 0				0- 1			
RPI 1-25		RPI 26-50		RPI 51-100		Team's RPI: 239								
RPI S	Opponent	Score	RPI S	Opponent	Score	RPI S	Opponent	Score	RPI S	Opponent	Score			
						62	A Iowa St.	53 79	141	A Col gate	68 83			
						74	H Vi rgi ni a	59 76	143	A Qui nni pi ac	37 69			
						76	A St. Franci s (Pa.)	45 69	143	H Qui nni pi ac	57 64			
						76	H St. Franci s (Pa.)	36 63	152	A Sacred Heart	52 75			
						80	H Arkansas St.	64 65	152	H Sacred Heart	62 57			
									152	N Sacred Heart	48 51			
									181	A Col umbi a	62 66			
									206	A Monmouth	48 53			
									206	H Monmouth	56 51			
									226	A Fai rlei gh Di cki nson	47 62			
									226	H Fai rlei gh Di cki nson	42 66			
									244	A Wagner	69 66			
									244	H Wagner	59 81			
									246	A New Orleans	53 51			
									260	H Loyol a (Ill.)	43 53			
									277	A Mt. St. Mary' s	60 54			
									287	A St. Francis (N. Y.)	57 58			
									287	H St. Francis (N. Y.)	57 52			
									291	H Southern Ill.	64 48			
									311	H Central Conn. St.	61 43			
									320	A Robert Morris	51 46			
									320	H Robert Morris	46 43			
				LAST 10 Division I GAMES:										
						152	N Sacred Heart	48 51	244	A Wagner	69 66			
						287	A St. Francis (N. Y.)	57 58	152	H Sacred Heart	62 57			
						206	H Monmouth	56 51	277	A Mt. St. Mary' s	60 54			
						226	H Fai rlei gh Di cki nson	42 66	143	A Qui nni pi ac	37 69			
						206	A Monmouth	48 53	76	H St. Francis (Pa.)	36 63			

Long Island

Non-Div I Games: Utah Valley St. 62 46

Long Island

Loss, Non-Conf, S Site, H Home A Away N Neutral

Average RPI Win: 138		WON-LOST RECORD		WINNING PCT. RANK		LAST 10 GAMES		STRENGTH OF SCHEDULE		OPP. STRENGTH OF SCHEDULE		TEAM RPI		ADJ. RPI		CONF. RPI		ADJ CONF. RPI	
Average RPI Loss: 65																			
DIV. I ONLY		20- 10		64		8- 2		56		78		45		46		7		7	
DIV. I NON-CONF.		8- 6		113		0- 1		114		170		100		100		7		7	
TOTALS		RPI 1-25		RPI 26-50		W-L RECORDS		RPI 51-100				RPI 150+							
20- 10		1- 3		2- 3		OVERALL		5- 3				8- 1							
14- 2		0- 0		2- 0		HOME		4- 2				6- 0							
6- 8		1- 3		0- 3		AWAY		1- 1				2- 1							
0- 0		0- 0		0- 0		NEUTRAL		0- 0				0- 0							
8- 6		0- 1		0- 1		NON-CONFERENCE		1- 3				5- 1							
6- 2		0- 0		0- 0		HOME		1- 2				4- 0							
2- 4		0- 1		0- 1		AWAY		0- 1				1- 1							
0- 0		0- 0		0- 0		NEUTRAL		0- 0				0- 0							
12- 4		1- 2		2- 2		CONFERENCE		4- 0				3- 0							
8- 0		0- 0		2- 0		HOME		3- 0				2- 0							
4- 4		1- 2		0- 2		AWAY		1- 0				1- 0							
0- 0		0- 0		0- 0		NEUTRAL		0- 0				0- 0							
RPI S Opponent		RPI 1-25		RPI S Opponent		RPI 26-50		Team's RPI: 46		RPI S Opponent		RPI 51-100		RPI S Opponent		RPI 101+		Score	
8	A Houston	77 75		31	A DePaul	83 102				67	H Western Ky.	76 75		121	H East Caro.	79 75			
10	A Vanderbilt	68 73		33	A Chattanooga	65 68				78	H Western Mich.	61 63		125	A Detroit	64 40			
18	A TCU	42 67		34	A Marquette	58 72				84	H Charlotte	86 84		138	H Jackson St.	76 48			
18	A TCU	59 69		48	H Memphis	66 65				89	A Cincinnati	58 48		144	A Tulane	48 47			
				48	H Memphis	63 58				89	H Cincinnati	65 54		151	H UAB	83 70			
										93	A Kentucky	80 84		165	A Ball St.	94 86			
										97	H South Fla.	86 71		175	A Southern Miss.	67 58			
										100	H Xavier	64 72		188	H St. Louis	72 51			
														230	A Cleveland St.	68 79			
														240	H Morehead St.	61 39			
														243	H Fla. Atlantic	93 67			
														245	H Princeton	68 61			
														290	H IUPUI	81 70			
LAST 10 Division I GAMES:																			
78	H Western Mich.	61 63		84	H Charlotte	86 84													
18	A TCU	59 69		175	A Southern Miss.	67 58													
48	H Memphis	63 58		144	A Tulane	48 47													
89	A Cincinnati	58 48		97	H South Fla.	86 71													
121	H East Caro.	79 75		151	H UAB	83 70													

Non-Div I Games:

Louisville

Loss, Non-Conf, S Site, H Home A Away N Neutral

Louisville

Louisville

Loyola (Minn.)														
Average RPI Win:		242	WON-LOST RECORD		WINNING PCT. RANK	LAST 10 GAMES		STRENGTH OF SCHEDULE		OPP. STRENGTH OF SCHEDULE	TEAM RPI	ADJ. RPI	CONF. RPI	ADJ. CONF. RPI
Average RPI Loss:		166												
DIV. I ONLY		11- 17	220		3- 7		291		211		261	260	21	21
DIV. I NON-CONF.		5- 6	166		0- 0		296		198		239	241	21	21

TOTALS		RPI 1-25	RPI 26-50		W-L RECORDS		RPI 51-100				RPI 150+			
11- 17		0- 0	0- 1		OVERALL		0- 2				10- 9			
8- 6		0- 0	0- 1		HOME		0- 1				7- 3			
3- 11		0- 0	0- 0		AWAY		0- 1				3- 6			
0- 0		0- 0	0- 0		NEUTRAL		0- 0				0- 0			
5- 6		0- 0	0- 1		NON-CONFERENCE		0- 0				5- 4			
3- 3		0- 0	0- 1		HOME		0- 0				3- 2			
2- 3		0- 0	0- 0		AWAY		0- 0				2- 2			
0- 0		0- 0	0- 0		NEUTRAL		0- 0				0- 0			
6- 11		0- 0	0- 0		CONFERENCE		0- 2				5- 5			
5- 3		0- 0	0- 0		HOME		0- 1				4- 1			
1- 8		0- 0	0- 0		AWAY		0- 1				1- 4			
0- 0		0- 0	0- 0		NEUTRAL		0- 0				0- 0			

RPI 1-25		RPI 26-50		RPI 51-100		RPI 101+		Team's RPI: 260						
RPI S	Opponent	Score	RPI S	Opponent	Score	RPI S	Opponent	Score	RPI S	Opponent	Score			
31	H DePaul	63 101	81	A Wi s. -Green Bay	64 73	102	A Val parai so	45 61						
			81	H Wi s. -Green Bay	68 71	125	A Detroit t	53 55						
						125	A Detroit t	62 74						
						125	H Detroit t	62 70						
						128	A Wi s. -Mil waukee	78 83						
						128	H Wi s. -Mil waukee	79 62						
						157	H Tol edo	61 59						
						169	A Butler er	65 76						
						169	H Butler er	88 85						
						176	A Northern Ill.	60 77						
						181	A Col umbi a	61 72						
						188	H St. Loui s	63 68						
						230	A Clevel and St.	73 80						
						230	H Clevel and St.	54 64						
						231	H Bradley	87 71						
						239	A Long Isl and	53 43						
						256	A Ill. -Chi cago	69 71						
						256	H Ill. -Chi cago	65 62						
						271	H IUPUI	69 68						
						297	A Wri ght St.	64 80						
						297	H Wri ght St.	79 61						
						298	H Chi cago St.	58 67						
						303	A Youngstow n St.	55 54						
						303	H Youngstown St.	55 45						
						306	A Eastern Ill.	73 61						

LAST 10 Division I GAMES:														
125	A Detroit t	62 74	125	H Detroit t	62 70									
169	A Butler er	65 76	230	H Clevel and St.	54 64									
297	A Wri ght St.	64 80	303	A Youngstown St.	55 54									
128	H Wi s. -Mil waukee	79 62	256	A Ill. -Chi cago	69 71									
169	H Butler er	88 85	81	A Wi s. -Green Bay	64 73									

Loyola (Ill.)

Loyal (Ill.)

Non-Div I Games:

Loyol a (III.)

Loss, Non-Conf, S Site, H Home A Away N Neutral

Average RPI Win: 222		WON-LOST RECORD		WINNING PCT. RANK		LAST 10 GAMES		STRENGTH OF SCHEDULE		OPP. STRENGTH OF SCHEDULE		TEAM RPI		ADJ. RPI		CONF. RPI		ADJ CONF. RPI			
Average RPI Loss: 136																					
DIV. I ONLY		14- 15		166		5- 5		232		174		205		204		17		17			
DIV. I NON-CONF.		4- 5		180		0- 0		230		138		203		202		18		18			
TOTALS		RPI 1-25		RPI 26-50		W-L RECORDS		RPI 51-100		RPI 150+											
14- 15		0- 0		0- 1		OVERALL		0- 5		11- 4											
7- 5		0- 0		0- 0		HOME		0- 2		5- 1											
6- 8		0- 0		0- 1		AWAY		0- 2		5- 3											
1- 2		0- 0		0- 0		NEUTRAL		0- 1		1- 0											
4- 5		0- 0		0- 1		NON-CONFERENCE		0- 3		4- 0											
1- 2		0- 0		0- 0		HOME		0- 1		1- 0											
3- 2		0- 0		0- 1		AWAY		0- 1		3- 0											
0- 1		0- 0		0- 0		NEUTRAL		0- 1		0- 0											
10- 10		0- 0		0- 0		CONFERENCE		0- 2		7- 4											
6- 3		0- 0		0- 0		HOME		0- 1		4- 1											
3- 6		0- 0		0- 0		AWAY		0- 1		2- 3											
1- 1		0- 0		0- 0		NEUTRAL		0- 0		1- 0											
RPI 1-25		RPI 26-50		RPI 51-100		RPI 101+		Team's RPI: 204													
RPI S	Opponent	Score	RPI S	Opponent	Score	RPI S	Opponent	Score	RPI S	Opponent	Score	RPI S	Opponent	Score	RPI S	Opponent	Score	RPI S	Opponent	Score	
43	A Maryland	61 76	69	N Liberty	62 70	104	H Wake Forest	51 66	107	A Siena	66 52	107	H Siena	46 58	109	A Canisius	54 73	109	H Canisius	88 76	
			87	H Delaware	25 54	107	A Siena	66 52	109	N Canisius	70 72	135	A Niagara	59 73	135	H Niagara	60 49	180	H American	64 59	
			88	A Georgetown	53 70	107	H Siena	46 58	193	A St. Peter's	46 60	193	H St. Peter's	60 49	219	A Bucknell	56 46	225	A Manhattan	60 59	
			90	A Marist	56 64	109	A Canisius	54 73	225	H Manhattan	61 50	242	A Fairfield	58 66	242	H Fairfield	75 53	281	A Iona	62 59	
			90	H Marist	58 61	109	H Canisius	88 76	281	H Iona	66 69	292	A Rider	55 73	292	H Rider	64 57	292	N Rider	79 65	
						109	N Canisius	70 72	293	A UMBC	72 50	315	A Lafayette	78 51							
		LAST 10 Division I GAMES:																			
			109	N Canisius	70 72	135	A Niagara	59 73	90	H Marist	58 61	225	A Manhattan	60 59	107	H Siena	46 58	292	H Rider	64 57	
			292	N Rider	79 65																
			242	H Fairfield	75 53																
			193	H St. Peter's	60 49																
			109	A Canisius	54 73																

Non-Div I Games:

Loyol a (Md.)

Loss, Non-Conf, S Site, H Home A Away N Neutral

Average RPI Win:		184	WON-LOST RECORD		WINNING PCT. RANK	LAST 10 GAMES		STRENGTH OF SCHEDULE	OPP. STRENGTH OF SCHEDULE	TEAM RPI	ADJ. RPI	CONF. RPI	ADJ CONF. RPI
Average RPI Loss:		60											
DIV. I ONLY		24- 6			14	9- 1		161	103	52	54	15	15
DIV. I NON-CONF.		9- 5			76	0- 1		159	54	88	88	14	14
TOTALS		RPI 1-25			RPI 26-50	W-L RECORDS		RPI 51-100	RPI 150+				
24- 6		0- 2			1- 0	OVERALL		3- 3	17- 0				
12- 1		0- 1			1- 0	HOME		2- 0	8- 0				
10- 3		0- 0			0- 0	AWAY		1- 2	8- 0				
2- 2		0- 1			0- 0	NEUTRAL		0- 1	1- 0				
9- 5		0- 2			1- 0	NON-CONFERENCE		1- 3	6- 0				
5- 1		0- 1			1- 0	HOME		1- 0	3- 0				
4- 2		0- 0			0- 0	AWAY		0- 2	3- 0				
0- 2		0- 1			0- 0	NEUTRAL		0- 1	0- 0				
15- 1		0- 0			0- 0	CONFERENCE		2- 0	11- 0				
7- 0		0- 0			0- 0	HOME		1- 0	5- 0				
6- 1		0- 0			0- 0	AWAY		1- 0	5- 0				
2- 0		0- 0			0- 0	NEUTRAL		0- 0	1- 0				
RPI S Opponent		RPI 1-25 Score			RPI S Opponent	RPI 26-50 Score		RPI S Opponent	RPI 51-100 Team's RPI : 54 Score		RPI S Opponent Score		
2	H Duke	53 81			41	H Arkansas	64 58	53	H UNLV	76 64	103	A Gonzaga	54 70
17	N Bayl or	60 71						55	A North Carolina St.	50 84	103	H Gonzaga	70 58
								89	A Ci nci nnati	48 59	103	N Gonzaga	61 58
								95	N Color ado St.	42 54	129	A UNC Wi lmi ngton	77 56
								99	A Pepperdi ne	60 54	156	H Northwestern	63 45
								99	H Pepperdi ne	58 39	182	A Portl and	58 50
											182	H Portl and	62 54
											182	N Portl and	59 54
											186	A St. Mary's (Cal .)	46 43
											186	H St. Mary's (Cal .)	57 55
											212	A San Franci sco	74 58
											212	H San Franci sco	64 46
											223	H Provi dence	56 45
											237	H Cal Pol y	67 66
											238	A Long Beach St.	66 53
											253	A Santa Cl ara	58 53
											253	H Santa Cl ara	69 59
											263	A San Di ego	52 48
											263	H San Di ego	63 52
											271	A IUPUI	66 63
											299	A UC Ri versi de	82 66
LAST 10 Division I GAMES:													
					17	N Bayl or	60 71	99	H Pepperdi ne	58 39			
					103	N Gonzaga	61 58	263	A San Di ego	52 48			
					182	N Portl and	59 54	253	A Santa Cl ara	58 53			
					186	H St. Mary's (Cal .)	57 55	182	H Portl and	62 54			
					212	H San Franci sco	64 46	103	H Gonzaga	70 58			

Non-Div I Games:

Loyola Marymount

Average RPI Win: 184		WON-LOST RECORD		WINNING PCT. RANK		LAST 10 GAMES		STRENGTH OF SCHEDULE		OPP. STRENGTH OF SCHEDULE		TEAM RPI		ADJ. RPI		CONF. RPI		ADJ CONF. RPI	
DIV. I ONLY		25- 7		18		8- 2		143		131		58		59		16		16	
DIV. I NON-CONF.		5- 6		166		0- 1		170		64		165		158		16		16	
TOTALS		RPI 1-25		RPI 26-50		W-L RECORDS		RPI 51-100		RPI 150+									
25- 7		0- 1		0- 1		OVERALL		4- 1		16- 2									
10- 3		0- 0		0- 1		HOME		1- 0		7- 1									
12- 2		0- 0		0- 0		AWAY		2- 0		7- 1									
3- 2		0- 1		0- 0		NEUTRAL		1- 1		2- 0									
5- 6		0- 1		0- 1		NON-CONFERENCE		1- 1		3- 1									
2- 2		0- 0		0- 1		HOME		0- 0		2- 0									
3- 2		0- 0		0- 0		AWAY		1- 0		1- 1									
0- 2		0- 1		0- 0		NEUTRAL		0- 1		0- 0									
20- 1		0- 0		0- 0		CONFERENCE		3- 0		13- 1									
8- 1		0- 0		0- 0		HOME		1- 0		5- 1									
9- 0		0- 0		0- 0		AWAY		1- 0		6- 0									
3- 0		0- 0		0- 0		NEUTRAL		1- 0		2- 0									

RPI 1-25		RPI 26-50		RPI 51-100		Team's RPI: 59		RPI 101+			
RPI S	Opponent	Score	RPI S	Opponent	Score	RPI S	Opponent	Score	RPI S	Opponent	Score
13 N	Texas Tech	50 60	34 H	Marquette	49 57	56 N	Washington	70 82	119 A	Drake	63 62
						81 A	Wis.-Green Bay	76 73	122 A	Indiana	58 67
						96 A	Boston U.	67 64	124 A	Binghamton	64 43
						96 H	Boston U.	73 65	124 H	Binghamton	58 55
						96 N	Boston U.	68 43	137 H	Southern Methodist	43 44
									150 A	Hartford	61 40
									150 H	Hartford	54 52
									171 A	Wichita St.	59 78
									177 A	Albany (N.Y.)	73 53
									177 H	Albany (N.Y.)	69 44
									177 N	Albany (N.Y.)	62 49
									181 H	Columbia	67 56
									189 A	Northeastern	72 55
									189 H	Northeastern	66 48
									196 A	Vermont	66 54
									196 H	Vermont	66 76
									209 A	New Hampshire	63 50
									209 H	New Hampshire	67 45
									209 N	New Hampshire	66 40
									232 A	Hawaii	75 62
									274 A	Stony Brook	76 61
									274 H	Stony Brook	63 53
									292 H	Rider	85 73
									293 A	UMBC	60 45
									293 H	UMBC	61 35

LAST 10 Division I GAMES:					
13 N	Texas Tech	50 60	274 A	Stony Brook	76 61
96 N	Boston U.	68 43	196 H	Vermont	66 76
177 N	Albany (N.Y.)	62 49	189 H	Northeastern	66 48
209 N	New Hampshire	66 40	293 H	UMBC	61 35
150 A	Hartford	61 40	96 A	Boston U.	67 64

Non-Div I Games:

Maine

Loss,
Non-Conf, S Site,
H Home
A Away
N Neutral

Marquette				Through Games Of 2007-11-14						
Average RPI Win:	202	WON-LOST RECORD	WINNING PCT. RANK	LAST 10 GAMES	STRENGTH OF SCHEDULE	OPP. STRENGTH OF SCHEDULE	TEAM RPI	ADJ. RPI	CONF. RPI	ADJ CONF. RPI
Average RPI Loss:	161									
DIV. I ONLY	11- 18	230	3- 7	155	219	223	225	17	17	
DIV. I NON-CONF.	4- 5	180	0- 0	76	282	131	138	18	18	
<hr/>										
TOTALS	RPI 1-25		RPI 26-50	W-L RECORDS		RPI 51-100		RPI 150+		
11- 18	0- 0		0- 1	OVERALL		2- 3		9- 8		
5- 8	0- 0		0- 1	HOME		1- 0		4- 4		
4- 9	0- 0		0- 0	AWAY		0- 2		4- 4		
2- 1	0- 0		0- 0	NEUTRAL		1- 1		1- 0		
<hr/>										
4- 5	0- 0		0- 1	NON-CONFERENCE		1- 1		3- 3		
1- 3	0- 0		0- 1	HOME		0- 0		1- 2		
2- 2	0- 0		0- 0	AWAY		0- 1		2- 1		
1- 0	0- 0		0- 0	NEUTRAL		1- 0		0- 0		
<hr/>										
7- 13	0- 0		0- 0	CONFERENCE		1- 2		6- 5		
4- 5	0- 0		0- 0	HOME		1- 0		3- 2		
2- 7	0- 0		0- 0	AWAY		0- 1		2- 3		
1- 1	0- 0		0- 0	NEUTRAL		0- 1		1- 0		
<hr/>										
RPI 1-25		RPI 26-50			RPI 51-100			RPI 101+ Team's RPI : 225		
RPI S	Opponent	Score	RPI S	Opponent	Score	RPI S	Opponent	Score	RPI S	Opponent
31	H DePaul	57 98	60	N Middle Tenn.	70 65	107	A Siena	48 57	107	H Siena
			87	A Delaware	42 63	107	H Siena	58 70	109	A Canisius
			90	A Marist	56 68	109	A Canisius	61 65	109	H Canisius
			90	H Marist	56 42	109	H Canisius	50 54	135	A Niagara
			90	N Marist	49 60	135	A Niagara	49 65	135	H Niagara
						182	H UCF	41 71	182	H UCF
						184	A Dartmouth	68 47	184	A Dartmouth
						193	A St. Peter's	65 79	193	A St. Peter's
						193	H St. Peter's	48 47	193	H St. Peter's
						204	A Loyola (Md.)	58 46	204	A Loyola (Md.)
						204	H Loyola (Md.)	50 61	204	H Loyola (Md.)
						219	A Bucknell	59 60	219	A Bucknell
						228	H Fordham	59 49	228	H Fordham
						242	A Fairfield	55 58	242	A Fairfield
						242	H Fairfield	63 80	242	H Fairfield
						242	N Fairfield	61 50	242	N Fairfield
						243	A Fla. Atlantic	66 56	243	A Fla. Atlantic
						244	H Wagner	75 70	244	H Wagner
						281	A Ilona	58 67	281	A Ilona
						281	H Ilona	61 57	281	H Ilona
						292	A Rider	52 49	292	A Rider
						292	H Rider	60 63	292	H Rider
								59 71		
<hr/>										
LAST 10 Division I GAMES:										
90	N Marist	49 60	193	H St. Peter's	58 46					
242	N Fairfield	66 56	204	H Loyola (Md.)	59 60					
292	A Rider	60 63	90	A Marist	56 68					
281	H Ilona	52 49	135	A Niagara	49 65					
107	A Siena	48 57	109	A Canisius	61 65					

Non-Div l Games:

Manhattan

Loss, Non-Conf, S Site, H Home A Away N Neutral

Average RPI Win: 205		WON-LOST RECORD	WINNING PCT. RANK	LAST 10 GAMES	STRENGTH OF SCHEDULE	OPP. STRENGTH OF SCHEDULE	TEAM RPI	ADJ. RPI	CONF. RPI	ADJ CONF. RPI	
DIV. I ONLY	20- 11	73	8- 2	130	188	89	90	17	17		
DIV. I NON-CONF.	4- 6	200	0- 1	71	146	129	128	18	18		
<hr/>											
TOTALS	RPI 1-25	RPI 26-50	W-L RECORDS		RPI 51-100	RPI 150+					
20- 11	0- 1	0- 1	OVERALL		0- 1	15- 2					
11- 2	0- 0	0- 1	HOME		0- 0	8- 0					
6- 7	0- 0	0- 0	AWAY		0- 1	5- 1					
3- 2	0- 1	0- 0	NEUTRAL		0- 0	2- 1					
<hr/>											
4- 6	0- 1	0- 1	NON-CONFERENCE		0- 1	2- 1					
3- 1	0- 0	0- 1	HOME		0- 0	2- 0					
1- 3	0- 0	0- 0	AWAY		0- 1	0- 0					
0- 2	0- 1	0- 0	NEUTRAL		0- 0	0- 1					
<hr/>											
16- 5	0- 0	0- 0	CONFERENCE		0- 0	13- 1					
8- 1	0- 0	0- 0	HOME		0- 0	6- 0					
5- 4	0- 0	0- 0	AWAY		0- 0	5- 1					
3- 0	0- 0	0- 0	NEUTRAL		0- 0	2- 0					
<hr/>											
RPI 1-25		RPI 26-50		RPI 51-100		Team's RPI: 90		RPI 101+			
RPI S	Opponent	Score	RPI S	Opponent	Score	RPI S	Opponent	Score	RPI S	Opponent	Score
14 N	Okla homa	45 58	28 H	Auburn	47 63	96 A	Boston U.	46 72	107 A	Si ena	55 65
									107 H	Si ena	51 57
									108 A	Pennsyl vani a	78 86
									109 A	Cani si us	51 64
									109 H	Cani si us	78 57
									109 N	Cani si us	76 74
									135 A	Ni agara	54 65
									135 H	Ni agara	61 51
									140 H	Del aware St.	62 50
									144 A	Tul ane	60 46
									150 A	Hartford	65 69
									193 A	St. Peter's	54 51
									193 H	St. Peter's	77 74
									193 N	St. Peter's	62 54
									194 H	Lehi gh	66 53
									197 N	San Jose St.	49 59
									201 H	St. Bonaventure	62 54
									204 A	Loyol a (Md.)	61 58
									204 H	Loyol a (Md.)	64 56
									225 A	Manhattan	42 56
									225 H	Manhattan	68 56
									225 N	Manhattan	60 49
									242 A	Fai rfi el d	59 45
									242 H	Fai rfi el d	79 66
									281 A	I ona	66 61
									281 H	I ona	62 57
									292 A	Ri der	74 65
									292 H	Ri der	65 44
<hr/>											
			LAST 10 Div			sion I GAMES:					
14 N	Okla homa	45 58	107 H	Si ena	51 57	281 A	I ona	66 61			
109 N	Cani si us	76 74	242 H	Fai rfi el d	79 66	281 H	I ona	62 57			
193 N	St. Peter's	62 54	204 A	Loyol a (Md.)	61 58	292 A	Ri der	74 65			
225 N	Manhattan	60 49	193 A	St. Peter's	54 51	292 H	Ri der	65 44			
281 A	I ona	66 61	225 H	Manhattan	68 56						

Non-Di v I Games:

Mari st

Mari st

Mari st

Average RPI Win: 125		WON-LOST	WINNING	LAST 10	STRENGTH OF	OPP. STRENGTH	TEAM	ADJ.	CONF.	ADJ CONF.	
Average RPI Loss: 57		RECORD	PCT. RANK	GAMES	SCHEDULE	OF SCHEDULE	RPI	RPI	RPI	RPI	
DIV. I ONLY		22- 10	55	6- 4	48	67	34	34	7	7	
DIV. I NON-CONF.		11- 4	46	1- 1	98	67	47	47	7	7	
<hr/>											
TOTALS		RPI 1-25	RPI 26-50	W-L RECORDS		RPI 51-100	RPI 150+				
22- 10		1- 5	4- 2	OVERALL		3- 1	7- 2				
13- 1		0- 0	3- 1	HOME		1- 0	6- 0				
5- 8		0- 4	0- 1	AWAY		2- 1	1- 2				
4- 1		1- 1	1- 0	NEUTRAL		0- 0	0- 0				
11- 4		1- 2	0- 1	NON-CONFERENCE		1- 0	5- 1				
6- 1		0- 0	0- 1	HOME		0- 0	4- 0				
3- 3		0- 2	0- 0	AWAY		1- 0	1- 1				
2- 0		1- 0	0- 0	NEUTRAL		0- 0	0- 0				
11- 6		0- 3	4- 1	CONFERENCE		2- 1	2- 1				
7- 0		0- 0	3- 0	HOME		1- 0	2- 0				
2- 5		0- 2	0- 1	AWAY		1- 1	0- 1				
2- 1		0- 1	1- 0	NEUTRAL		0- 0	0- 0				
<hr/>											
RPI 1-25		RPI 26-50		Team's RPI: 34		RPI 51-100		RPI 101+			
RPI S	Opponent	Score	RPI S	Opponent	Score	RPI S	Opponent	Score	RPI S	Opponent	Score
2 A	Duke	67 76	31 A	DePaul	59 61	59 A	Maine	57 49	119 H	Drake	60 57
8 A	Houston	64 77	31 H	DePaul	62 61	84 A	Charlotte	56 59	121 A	East Caro.	75 61
8 N	Houston	59 67	31 N	DePaul	74 70	89 H	Cincinnati	62 54	123 N	Oakland	73 49
18 A	TCU	47 56	40 H	Iowa	62 65	97 A	South Fla.	60 40	128 A	Wis.-Milwaukee	58 55
23 N	Old Dominion	67 64	46 H	Louisville	72 58				131 H	Va. Commonwealth	67 45
25 A	Notre Dame	64 72	48 H	Memphis	60 57				144 H	Tulane	69 55
									144 N	Tulane	61 44
									151 A	UAB	63 65
									157 A	Toledo	66 58
									175 H	Southern Miss.	76 54
									181 H	Columbia	76 42
									188 H	St. Louis	73 50
									195 H	Evansville	71 55
									201 A	St. Bonaventure	65 69
									244 H	Wagner	67 59
									283 H	Dayton	73 61
<hr/>											
LAST 10 Division I GAMES:											
2 A	Duke	67 76	31 H	DePaul	62 61						
23 N	Old Dominion	67 64	8 A	Houston	64 77						
8 N	Houston	59 67	18 A	TCU	47 56						
31 N	DePaul	74 70	188 H	St. Louis	73 50						
144 N	Tulane	61 44	48 H	Memphis	60 57						

Non-Div I Games:

Marquette

Average RPI Win: 205		WON-LOST RECORD		WINNING PCT. RANK		LAST 10 GAMES		STRENGTH OF SCHEDULE		OPP. STRENGTH OF SCHEDULE		TEAM RPI		ADJ. RPI		CONF. RPI		ADJ CONF. RPI	
DIV. I ONLY		18- 12		98		6- 4		170		140		112		113		12		12	
DIV. I NON-CONF.		8- 3		52		0- 0		222		193		99		99		13		13	
TOTALS		RPI 1-25		RPI 26-50		W-L RECORDS		RPI 51-100		RPI 150+									
18- 12		0- 0		0- 1		OVERALL		2- 8		14- 2									
10- 5		0- 0		0- 0		HOME		1- 4		8- 0									
7- 4		0- 0		0- 0		AWAY		0- 2		6- 2									
1- 3		0- 0		0- 1		NEUTRAL		1- 2		0- 0									
8- 3		0- 0		0- 1		NON-CONFERENCE		0- 2		6- 0									
5- 1		0- 0		0- 0		HOME		0- 1		4- 0									
3- 0		0- 0		0- 0		AWAY		0- 0		2- 0									
0- 2		0- 0		0- 1		NEUTRAL		0- 1		0- 0									
10- 9		0- 0		0- 0		CONFERENCE		2- 6		8- 2									
5- 4		0- 0		0- 0		HOME		1- 3		4- 0									
4- 4		0- 0		0- 0		AWAY		0- 2		4- 2									
1- 1		0- 0		0- 0		NEUTRAL		1- 1		0- 0									
RPI 1-25		RPI 26-50		RPI 51-100		RPI 101+		Team's RPI: 113											
RPI S	Opponent	Score	RPI S	Opponent	Score	RPI S	Opponent	Score	RPI S	Opponent	Score								
49 N	Mississippi	53 54	58 N	West Virginia	53 79	104	H Wake Forest	60 49											
			68 H	Eastern Mich.	49 66	105	A Texas A&M	61 56											
			68 N	Eastern Mich.	70 75	106	H Bowling Green	67 77											
			70 A	Miami (Ohio)	56 73	157	A Toledo	61 56											
			70 H	Miami (Ohio)	70 78	165	A Ball St.	63 71											
			72 A	Kent St.	50 64	176	H Northern Ill.	58 55											
			72 H	Kent St.	56 51	194	A Lehigh	68 55											
			72 N	Kent St.	64 58	202	A Ohio	86 63											
			75 H	Austin Peay	50 53	202	H Ohio	56 52											
			78 H	Western Mich.	72 96	221	H High Point	90 70											
						234	H Radford	80 50											
						240	H Morehead St.	84 61											
						247	A Buffalo	60 79											
						247	H Buffalo	69 45											
						273	A Central Mich.	73 56											
						285	A Tex. -Pan American	74 59											
						289	A Akron	70 55											
						289	H Akron	67 52											
						322	H Morgan St.	88 34											
LAST 10 Division I GAMES:																			
			68 N	Eastern Mich.	70 75	106	H Bowling Green	67 77											
			72 N	Kent St.	64 58	176	H Northern Ill.	58 55											
			247	H Buffalo	69 45	72	A Kent St.	50 64											
			289	H Akron	67 52	157	A Toledo	61 56											
			202	H Ohio	56 52	70	A Miami (Ohio)	56 73											

Non-Div I Games:

Marshall

Average RPI Win: 126
Average RPI Loss: 30

WON-LOST
RECORD

WINNING
PCT. RANK

LAST 10
GAMES

STRENGTH OF
SCHEDULE

OPP. STRENGTH
OF SCHEDULE

TEAM
RPI

ADJ.
RPI

CONF.
RPI

ADJ CONF.
RPI

DIV. I ONLY	18- 13	112	5- 5	23	38	44	43	4	4
DIV. I NON-CONF.	9- 4	58	1- 1	37	98	36	37	3	4

TOTALS	RPI 1-25	RPI 26-50	W-L RECORDS	RPI 51-100	RPI 150+
18- 13	0- 6	1- 3	OVERALL	8- 4	6- 0
12- 3	0- 2	0- 1	HOME	5- 0	5- 0
3- 8	0- 2	0- 2	AWAY	1- 4	1- 0
3- 2	0- 2	1- 0	NEUTRAL	2- 0	0- 0
9- 4	0- 3	1- 1	NON-CONFERENCE	1- 0	6- 0
6- 1	0- 1	0- 0	HOME	0- 0	5- 0
1- 2	0- 1	0- 1	AWAY	0- 0	1- 0
2- 1	0- 1	1- 0	NEUTRAL	1- 0	0- 0
9- 9	0- 3	0- 2	CONFERENCE	7- 4	0- 0
6- 2	0- 1	0- 1	HOME	5- 0	0- 0
2- 6	0- 1	0- 1	AWAY	1- 4	0- 0
1- 1	0- 1	0- 0	NEUTRAL	1- 0	0- 0

RPI S	Opponent	Score
2 A	Duke	48 78
2 H	Duke	59 72
2 N	Duke	63 70
3 H	Penn St.	65 82
7 A	LSU	61 76
13 N	Texas Tech	53 65

RPI S	Opponent	Score
27 A	North Carolina	64 79
27 H	North Carolina	59 72
29 A	Virginia Tech	43 63
32 N	Miami (Fla.)	86 85

RPI S	Opponent	Score
55 A	North Carolina	45 61
55 H	North Carolina St.	68 56
64 A	Florida St.	77 82
64 H	Florida St.	76 67
64 N	Florida St.	62 47
71 A	Clemson	80 69
71 H	Clemson	68 55
74 A	Virginia	51 64
74 H	Virginia	69 55
83 A	Georgia Tech	57 58
83 H	Georgia Tech	91 87
88 N	Georgetown	66 63

RPI S	Opponent	Score
104 A	Wake Forest	75 58
104 H	Wake Forest	73 56
135 H	Niagara	82 74
152 H	Sacred Heart	90 49
185 H	Coppin St.	79 64
201 A	St. Bonaventure	65 57
204 H	Loyola (Md.)	76 61
279 H	Md.-East. Shore	97 65
293 H	UMBC	72 38

LAST 10 Division I GAMES:

7 A	LSU	61 76
32 N	Miami (Fla.)	86 85
2 N	Duke	63 70
64 N	Florida St.	62 47
71 A	Clemson	80 69
2 H	Duke	59 72
27 A	North Carolina	64 79
83 A	Georgia Tech	57 58
64 H	Florida St.	76 67
104 H	Wake Forest	73 56

Non-Div I Games:

Maryland

Massachusetts				Through Games of 2007 Final							
Average RPI Win:	241	WON-LOST	RECORD	WINNING	LAST 10	STRENGTH OF	OPP. STRENGTH	TEAM	ADJ.	CONF.	ADJ CONF.
Average RPI Loss:	128			PCT. RANK	GAMES	SCHEDULE	OF SCHEDULE	RPI	RPI	RPI	RPI
DIV. I ONLY	6- 22	297	1- 9			160	139	268	267	8	8
DIV. I NON-CONF.	4- 7	217	0- 0			209	277	231	234	8	8

TOTALS	RPI 1-25		RPI 26-50		W-L RECORDS		RPI 51-100			RPI 150+	
6- 22	0- 0		0- 5		OVERALL		0- 3			6- 8	
3- 8	0- 0		0- 2		HOME		0- 2			3- 3	
1- 13	0- 0		0- 3		AWAY		0- 1			1- 5	
2- 1	0- 0		0- 0		NEUTRAL		0- 0			2- 0	
4- 7	0- 0		0- 1		NON-CONFERENCE		0- 0			4- 5	
2- 1	0- 0		0- 0		HOME		0- 0			2- 1	
0- 6	0- 0		0- 1		AWAY		0- 0			0- 4	
2- 0	0- 0		0- 0		NEUTRAL		0- 0			2- 0	
2- 15	0- 0		0- 4		CONFERENCE		0- 3			2- 3	
1- 7	0- 0		0- 2		HOME		0- 2			1- 2	
1- 7	0- 0		0- 2		AWAY		0- 1			1- 1	
0- 1	0- 0		0- 0		NEUTRAL		0- 0			0- 0	

RPI 1-25		RPI 26-50			RPI 51-100			Team's RPI: 267			
RPI S	Opponent	Score	RPI S	Opponent	Score	RPI S	Opponent	Score	RPI S	Opponent	Score
35	H George Washi ngton	51 70	35	H George Washi ngton	51 70	65	A St. Joseph's	40 67	110	A La Salle	60 64
38	A Ari zona	42 74	38	A Ari zona	42 74	65	H St. Joseph's	40 52	120	A Rhode Isl and	57 63
42	A Ri chmond	49 77	42	A Ri chmond	49 77	100	H Xavi er	43 53	120	H Rhode Isl and	50 55
45	A Temple	52 63	45	A Temple	52 63				132	A Duquesne	42 46
45	H Temple	40 52	45	H Temple	40 52				132	N Duquesne	44 73
									150	A Hartford	53 60
									152	A Sacred Heart	46 61
									158	N Brown	55 52
									189	A Northeastern	56 69
									192	A Syracuse	54 62
									196	H Vermont	54 49
									201	A St. Bonaventure	76 82
									201	H St. Bonaventure	58 70
									208	H Hol y Cross	63 68
									228	A Fordham	66 64
									228	H Fordham	45 61
									242	A Fai rfi el d	42 43
									272	H UNC Greensboro	63 49
									283	H Dayton	78 68
									308	N Utah St.	61 50

LAST 10 Divi sion I GAMES:											
132	N Duquesne	44 73	65	H St. Joseph's	40 52	228	A Fordham	66 64	132	A Duquesne	42 46
120	H Rhode Isl and	50 55	228	A Fordham	66 64	45	H Fordham	45 61	45	H Fordham	45 61
35	H George Washi ngton	51 70	45	A Temple	52 63						
42	A Ri chmond	49 77									
201	A St. Bonaventure	76 82									

Non-Div I Games:

Massachusetts

Loss, Non-Conf, S Site, H Home A Away N Neutral

Average RPI Win:		279		WON-LOST RECORD		WINNING PCT. RANK		LAST 10 GAMES		STRENGTH OF SCHEDULE		OPP. STRENGTH OF SCHEDULE		TEAM RPI		ADJ. RPI		CONF. RPI		ADJ CONF. RPI	
Average RPI Loss:		156																			
DIV. I ONLY		11- 17		220		6- 4		315		226		273		268		32		32			
DIV. I NON-CONF.		2- 9		274		0- 0		253		97		282		279		24		24			
TOTALS		RPI 1-25		RPI 26-50		W-L RECORDS		RPI 51-100		RPI 150+											
11- 17		0- 0		0- 2		OVERALL		0- 4		11- 10											
8- 3		0- 0		0- 0		HOME		0- 2		8- 1											
3- 13		0- 0		0- 2		AWAY		0- 2		3- 8											
0- 1		0- 0		0- 0		NEUTRAL		0- 0		0- 1											
2- 9		0- 0		0- 2		NON-CONFERENCE		0- 2		2- 4											
2- 1		0- 0		0- 0		HOME		0- 1		2- 0											
0- 7		0- 0		0- 2		AWAY		0- 1		0- 3											
0- 1		0- 0		0- 0		NEUTRAL		0- 0		0- 1											
9- 8		0- 0		0- 0		CONFERENCE		0- 2		9- 6											
6- 2		0- 0		0- 0		HOME		0- 1		6- 1											
3- 6		0- 0		0- 0		AWAY		0- 1		3- 5											
0- 0		0- 0		0- 0		NEUTRAL		0- 0		0- 0											
RPI 1-25				RPI 26-50				RPI 51-100				RPI 101+		Team's RPI : 268							
RPI S	Opponent	Score		RPI S	Opponent	Score		RPI S	Opponent	Score		RPI S	Opponent	Score							
				41	A Arkansas	52 72		63	A Mi ssi ssi ppi St.	58 81		105	A Texas A&M	48 74							
				49	A Mi ssi ssi ppi	72 85		77	H South Al a.	51 54		154	N Southern U.	61 77							
								98	A Northwestern St.	62 78		175	A Southern Mi ss.	43 68							
								98	H Northwestern St.	51 65		191	A La. -Monroe	73 81							
												203	A Texas-Arlington	30 47							
												203	H Texas-Arlington	55 63							
												205	A Texas-San Antonio	56 64							
												205	A Texas-San Antonio	42 61							
												217	A Stephen F. Austin	62 59							
												217	H Stephen F. Austin	68 61							
												233	A Ark. -Little Rock	54 65							
												246	A New Orleans	53 79							
												261	A Texas St.	51 49							
												261	H Texas St.	71 46							
												262	H Texas Southern	62 58							
												286	H Sam Houston St.	69 53							
												295	H Centenary (La.)	80 69							
												300	A Southeastern La.	58 73							
												300	H Southeastern La.	71 61							
												321	H Lamar	63 52							
												324	A Ni chol l s St.	53 47							
												324	H Ni chol l s St.	57 42							
LAST 10 Division I GAMES:																					
				205	A Texas-San Antonio	42 61		191	A La. -Monroe	73 81											
				324	H Ni chol l s St.	57 42		217	H Stephen F. Austin	68 61											
				300	H Southeastern La.	71 61		321	H Lamar	63 52											
				261	H Texas St.	71 46		203	H Texas-Arlington	55 63											
				286	H Sam Houston St.	69 53		205	A Texas-San Antonio	56 64											

**M
C
N
e
e
s
e
t**

**M
C
N
e
e
s
e
s
t**

Non-Div I Games:

McNeese St.

Loss, Non-Conf, S Site, H Home A Away N Neutral

Average RPI Win: 281		WON-LOST RECORD		WINNING PCT. RANK		LAST 10 GAMES		STRENGTH OF SCHEDULE		OPP. STRENGTH OF SCHEDULE		TEAM RPI		ADJ. RPI		CONF. RPI		ADJ CONF. RPI					
Average RPI Loss: 184																							
DIV. I ONLY		12- 17		213		6- 4		321		261		279		279		28		28					
DIV. I NON-CONF.		5- 4		119		1- 0		301		208		219		220		28		28					
TOTALS		RPI 1-25		RPI 26-50		W-L RECORDS		RPI 51-100		RPI 150+													
12- 17		0- 0		0- 2		OVERALL		0- 0		12- 10													
6- 5		0- 0		0- 0		HOME		0- 0		6- 3													
4- 11		0- 0		0- 2		AWAY		0- 0		4- 7													
2- 1		0- 0		0- 0		NEUTRAL		0- 0		2- 0													
5- 4		0- 0		0- 2		NON-CONFERENCE		0- 0		5- 2													
2- 0		0- 0		0- 0		HOME		0- 0		2- 0													
2- 4		0- 0		0- 2		AWAY		0- 0		2- 2													
1- 0		0- 0		0- 0		NEUTRAL		0- 0		1- 0													
7- 13		0- 0		0- 0		CONFERENCE		0- 0		7- 8													
4- 5		0- 0		0- 0		HOME		0- 0		4- 3													
2- 7		0- 0		0- 0		AWAY		0- 0		2- 5													
1- 1		0- 0		0- 0		NEUTRAL		0- 0		1- 0													
RPI 1-25				RPI 26-50				RPI 51-100				RPI 101+		Team's RPI : 279									
RPI S	Opponent	Score		RPI S	Opponent	Score		RPI S	Opponent	Score		RPI S	Opponent	Score									
43	A Maryl and	65 97		43	A Maryl and	65 97		127	A Hampton	59 60		127	A Hampton	62 82									
48	A Memphi s	63 89		48	A Memphi s	63 89		127	N Hampton	64 77		127	N Hampton	64 77									
												140	A Del aware St.	58 64									
												140	H Del aware St.	50 52									
												178	A Flori da A&M	60 63									
												180	H Ameri can	80 73									
												185	A Coppi n St.	61 78									
												185	H Coppi n St.	55 63									
												220	A Howard	74 88									
												220	H Howard	74 79									
												227	N La.-Lafayette	60 57									
												241	H Bethune-Cookman	62 69									
												270	A Towson	67 92									
												276	A Savannah St.	65 57									
												276	H Savannah St.	86 60									
												280	A South Carolina St.	66 75									
												280	H South Carolina St.	94 61									
												287	A St. Francis (N.Y.)	48 56									
												288	A Norfol k St.	72 63									
												288	H Norfol k St.	87 72									
												302	A N.C. A&T	61 68									
												302	H N.C. A&T	83 49									
												302	N N.C. A&T	79 61									
												314	A Ark.-Pine Bl uff	77 60									
												322	A Morgan St.	78 62									
												322	H Morgan St.	94 57									
LAST 10 Div				si on I GAMES:																			
127 N Hampton				64 77				288 H Norfol k St.				87 72				314 A Ark.-Pine Bl uff				77 60			
302 N N.C. A&T				79 61				280 H South Carolina St.				94 61				322 A Morgan St.				78 62			
322 A Morgan St.				78 62				302 H N.C. A&T				83 49				322 H Morgan St.				94 57			
185 A Coppi n St.				61 78				276 H Savannah St.				86 60											
127 H Hampton				62 82				220 A Howard				74 88											

Md. -East. Shore

■ Loss, ■ Non-Conf, S Site, H Home A Away N Neutral

M d . - E a s t . S h o r e

M d . - E a s t . S h o r e

Memphis														
Average RPI Win:		152	WON-LOST RECORD		WINNING PCT. RANK	LAST 10 GAMES		STRENGTH OF SCHEDULE		OPP. STRENGTH OF SCHEDULE	TEAM RPI	ADJ. RPI	CONF. RPI	ADJ CONF. RPI
Average RPI Loss:		34												
DIV. I ONLY		21- 10	59		6- 4		63		80		46	48	7	7
DIV. I NON-CONF.		11- 4	46		1- 1		63		168		40	40	7	7

TOTALS		RPI 1-25	RPI 26-50		W-L RECORDS		RPI 51-100				RPI 150+			
21- 10		0- 3	1- 6		OVERALL		5- 1				9- 0			
12- 3		0- 3	1- 0		HOME		3- 0				6- 0			
7- 7		0- 0	0- 6		AWAY		2- 1				2- 0			
2- 0		0- 0	0- 0		NEUTRAL		0- 0				1- 0			
11- 4		0- 1	1- 2		NON-CONFERENCE		2- 1				4- 0			
7- 1		0- 1	1- 0		HOME		1- 0				4- 0			
3- 3		0- 0	0- 2		AWAY		1- 1				0- 0			
1- 0		0- 0	0- 0		NEUTRAL		0- 0				0- 0			
10- 6		0- 2	0- 4		CONFERENCE		3- 0				5- 0			
5- 2		0- 2	0- 0		HOME		2- 0				2- 0			
4- 4		0- 0	0- 4		AWAY		1- 0				2- 0			
1- 0		0- 0	0- 0		NEUTRAL		0- 0				1- 0			

RPI 1-25		RPI 26-50		Team's RPI: 48		RPI 51-100		RPI 101+						
RPI S	Opponent	Score	RPI S	Opponent	Score	RPI S	Opponent	Score	RPI S	Opponent	Score			
8	H Houston	55 58	31	A DePaul	78 87	67	A Western Ky.	87 104	112	N Idaho	73 64			
10	H Vanderbilt	49 73	34	A Marquette	57 60	75	A Austin Peay	81 70	116	A Lipscomb	68 58			
18	H TCU	75 78	36	A Montana	56 74	84	H Charlotte	74 67	121	H East Caro.	79 60			
			41	A Arkansas	75 79	89	A Cincinnati	64 61	136	A Tennessee Tech	71 50			
			46	A Louisville	65 66	92	H Tulsa	66 64	144	A Tulane	76 64			
			46	A Louisville	58 63	97	H South Fla.	69 59	148	H Eastern Ky.	78 65			
			49	H Mississippi	69 63				151	H UAB	93 64			
									151	N UAB	64 54			
									175	A Southern Miss.	73 61			
									188	A St. Louis	69 65			
									188	H St. Louis	69 60			
									233	H Ark. -Little Rock	61 48			
									255	H Tenn. -Martin	80 52			
									279	H Md. -East. Shore	89 63			
									314	H Ark. -Pine Bluff	88 38			

LAST 10 Division I GAMES:														
67 A Western Ky.						87 104	188 A St. Louis						69 65	
92 H Tulsa						66 64	31 A DePaul						78 87	
46 A Louisville						58 63	34 A Marquette						57 60	
151 N UAB						64 54	121 H East Caro.						79 60	
188 H St. Louis						69 60	84 H Charlotte						74 67	

Non-Div l Games:

Memphis

Loss, Non-Conf, S Site, H Home A Away N Neutral

M
e
r
c
e
r

Non-Div I Games:

Miami (Fla.)				Through Games Of 2004 Final											
Average RPI Win:		131	WON-LOST	WINNING	LAST 10	STRENGTH OF	OPP. STRENGTH	TEAM	ADJ.	CONF.	ADJ CONF.				
Average RPI Loss:		23	RECORD	PCT. RANK	GAMES	SCHEDULE	OF SCHEDULE	RPI	RPI	RPI	RPI				
DIV. I ONLY		22- 7	30	6- 4	80	42	32	32	5	5					
DIV. I NON-CONF.		11- 1	6	0- 1	95	49	19	19	6	6					
<hr/>															
TOTALS		RPI 1-25	RPI 26-50	W-L RECORDS		RPI 51-100	RPI 150+								
22- 7		3- 5	2- 2	OVERALL		3- 0	10- 0								
12- 2		2- 2	1- 0	HOME		2- 0	5- 0								
7- 3		1- 2	1- 1	AWAY		1- 0	4- 0								
3- 2		0- 1	0- 1	NEUTRAL		0- 0	1- 0								
11- 1		2- 0	1- 1	NON-CONFERENCE		1- 0	4- 0								
6- 0		2- 0	1- 0	HOME		0- 0	2- 0								
2- 0		0- 0	0- 0	AWAY		1- 0	1- 0								
3- 1		0- 0	0- 1	NEUTRAL		0- 0	1- 0								
11- 6		1- 5	1- 1	CONFERENCE		2- 0	6- 0								
6- 2		0- 2	0- 0	HOME		2- 0	3- 0								
5- 3		1- 2	1- 1	AWAY		0- 0	3- 0								
0- 1		0- 1	0- 0	NEUTRAL		0- 0	0- 0								
<hr/>															
RPI 1-25			RPI 26-50			Team's RPI: 32			RPI 51-100			RPI 101+			
RPI	S	Opponent	Score	RPI	S	Opponent	Score	RPI	S	Opponent	Score	RPI	S	Opponent	Score
4	A	Connecticut	65 83	26	A	Villanova	55 58	58	H	West Virginia	82 74	111	H	Seton Hall	81 43
10	H	Vanderbilt	79 57	29	A	Virginia Tech	65 56	88	H	Georgetown	57 55	130	N	Weber St.	82 60
15	H	Florida	80 75	42	H	Richmond	80 73	97	A	South Fla.	62 55	146	H	Florida Int'l	78 58
16	A	Boston College	70 66	43	N	Maryland	85 86					148	N	Eastern Ky.	90 81
16	N	Boston College	53 65									157	H	Toledo	68 57
24	H	Rutgers	69 76									166	A	St. John's (N.Y.)	79 60
25	A	Notre Dame	58 93									166	H	St. John's (N.Y.)	85 74
25	H	Notre Dame	50 59									184	H	Dartmouth	74 53
												192	A	Syracuse	85 65
												215	H	Pittsburgh	77 68
												223	A	Providence	86 67
												223	H	Providence	81 62
												231	N	Bradley	70 52
												240	A	Morehead St.	93 54
<hr/>															
LAST 10 Division I GAMES:															
43	N	Maryland	85 86	111	H	Seton Hall	81 43	192	A	Syracuse	85 65				
16	N	Boston College	53 65	29	A	Virginia Tech	65 56	166	H	St. John's (N.Y.)	85 74				
223	H	Providence	81 62	4	A	Connecticut	65 83								
58	H	West Virginia	82 74												
25	A	Notre Dame	58 93												

Non-Div I Games:

Miami (Fla.)

Average RPI Win: 167										WON-LOST RECORD		WINNING PCT. RANK		LAST 10 GAMES		STRENGTH OF SCHEDULE		OPP. STRENGTH OF SCHEDULE		TEAM RPI		ADJ. RPI		CONF. RPI		ADJ CONF. RPI	
DIV. I ONLY										22- 9		50		7- 3		139		96		70		70		12		12	
DIV. I NON-CONF.										7- 6		133		1- 1		162		50		117		114		13		13	
TOTALS										RPI 1-25		RPI 26-50		W-L RECORDS		RPI 51-100		RPI 150+									
22- 9										0- 0		0- 2		OVERALL		3- 5		15- 0									
11- 2										0- 0		0- 0		HOME		1- 2		7- 0									
9- 6										0- 0		0- 2		AWAY		2- 3		6- 0									
2- 1										0- 0		0- 0		NEUTRAL		0- 0		2- 0									
7- 6										0- 0		0- 2		NON-CONFERENCE		1- 3		5- 0									
4- 1										0- 0		0- 0		HOME		0- 1		3- 0									
2- 5										0- 0		0- 2		AWAY		1- 2		1- 0									
1- 0										0- 0		0- 0		NEUTRAL		0- 0		1- 0									
15- 3										0- 0		0- 0		CONFERENCE		2- 2		10- 0									
7- 1										0- 0		0- 0		HOME		1- 1		4- 0									
7- 1										0- 0		0- 0		AWAY		1- 1		5- 0									
1- 1										0- 0		0- 0		NEUTRAL		0- 0		1- 0									
RPI 1-25										RPI 26-50		RPI 51-100		Team's RPI: 70		RPI 101+											
RPI S Opponent Score										RPI S Opponent Score		RPI S Opponent Score		RPI S Opponent Score													
29 A Virginia Tech 60 77										62 A Iowa St. 57 71		102 H Valparaiso 83 71															
47 A Missouri 68 92										68 A Eastern Mich. 71 63		106 H Bowling Green 92 81															
										72 A Kent St. 77 82		106 N Bowling Green 74 75															
										72 H Kent St. 73 79		113 A Marshall 78 70															
										78 H Western Mich. 68 65		113 H Marshall 73 56															
										79 A Michigan 68 79		126 A California 72 81															
										93 H Kentucky 58 64		155 A Indiana St. 92 80															
										100 A Xavier 77 65		157 A Toledo 67 65															
												165 H Ball St. 75 65															
												165 N Ball St. 85 71															
												169 H Butler 65 60															
												171 N Wichita St. 82 78															
												176 H Northern Ill. 75 67															
												182 H Portland 84 63															
												188 H St. Louis 92 72															
												202 A Ohio 82 74															
												202 H Ohio 82 70															
												247 A Buffalo 94 64															
												247 H Buffalo 98 71															
												273 A Central Mich. 81 77															
												289 A Akron 88 57															
LAST 10 Division I GAMES:										247 H Buffalo 98 71																	
62 A Iowa St. 57 71										165 H Ball St. 75 65																	
100 A Xavier 77 65										273 A Central Mich. 81 77																	
106 N Bowling Green 74 75										202 A Ohio 82 74																	
165 N Ball St. 85 71										78 H Western Mich. 68 65																	
72 H Kent St. 73 79																											

M
i
a
m
i
(
O
h
i
o
)

M
i
a
m
i
(
O
h
i
o
)

Non-Div I Games:

Mi ami (Ohi o)

Loss, Non-Conf, S Site, H Home A Away N Neutral

Average RPI Win: 110		WON-LOST	WINNING	LAST 10	STRENGTH OF	OPP. STRENGTH	TEAM	ADJ.	CONF.	ADJ CONF.	
Average RPI Loss: 45		RECORD	PCT. RANK	GAMES	SCHEDULE	OF SCHEDULE	RPI	RPI	RPI	RPI	
DIV. I ONLY		14- 17	190	4- 6	40	19	79	79	3	3	
DIV. I NON-CONF.		7- 6	133	0- 0	43	61	71	69	2	2	
TOTALS		RPI 1-25	RPI 26-50	W-L RECORDS	RPI 51-100	RPI 150+					
14- 17		1- 9	0- 2	OVERALL	5- 2	3- 0					
9- 5		1- 3	0- 1	HOME	5- 1	1- 0					
3- 10		0- 4	0- 1	AWAY	0- 1	1- 0					
2- 2		0- 2	0- 0	NEUTRAL	0- 0	1- 0					
7- 6		0- 2	0- 0	NON-CONFERENCE	5- 2	1- 0					
5- 1		0- 0	0- 0	HOME	5- 1	0- 0					
1- 4		0- 1	0- 0	AWAY	0- 1	0- 0					
1- 1		0- 1	0- 0	NEUTRAL	0- 0	1- 0					
7- 11		1- 7	0- 2	CONFERENCE	0- 0	2- 0					
4- 4		1- 3	0- 1	HOME	0- 0	1- 0					
2- 6		0- 3	0- 1	AWAY	0- 0	1- 0					
1- 1		0- 1	0- 0	NEUTRAL	0- 0	0- 0					
RPI 1-25		RPI 26-50		RPI 51-100		Team's RPI: 79		RPI 101+			
RPI S	Opponent	Score	RPI S	Opponent	Score	RPI S	Opponent	Score	RPI S	Opponent	Score
3	A Penn St.	44 73	30	H Ohio St.	49 51	52	A Creighton	66 82	101	A Illinois	78 94
3	H Penn St.	56 68	40	A Iowa	58 69	70	H Miami (Ohio)	79 68	101	N Illinois	62 58
5	H Purdue	64 76				78	H Western Mich.	66 53	111	A Seton Hall	52 63
5	N Purdue	55 78				82	H Alabama	74 76	118	A Wisconsin	63 60
13	N Texas Tech	61 74				84	H Charlotte	72 65	118	H Wisconsin	75 55
20	A Minnesota	44 64				89	H Cincinnati	73 69	119	A Drake	55 70
20	H Minnesota	57 47				100	H Xavier	65 56	122	A Indiana	52 65
21	A Michigan St.	33 67							122	H Indiana	65 59
21	H Michigan St.	54 59							125	A Detroit	64 48
24	A Rutgers	50 65							156	A Northwestern	62 43
									156	H Northwestern	73 55
									203	N Texas-Arlington	68 51
				LAST 10 Division I GAMES:							
5 N Purdue		55 78	3 A Penn St.		44 73						
101 N Illinois		62 58	21 H Michigan St.		54 59						
20 H Minnesota		57 47	118 H Wisconsin		75 55						
156 H Northwestern		73 55	5 H Purdue		64 76						
122 A Indiana		52 65	101 A Illinois		78 94						

Non-Div I Games:

Michigan

Loss, Non-Conf, S Site, H Home A Away N Neutral

Michigan St.				Through Games Of 2007 Final							
Average RPI	Win: 90	WON-LOST RECORD	WINNING PCT. RANK	LAST 10 GAMES	STRENGTH OF SCHEDULE	OPP. STRENGTH OF SCHEDULE	TEAM RPI	ADJ. RPI	CONF. RPI	ADJ CONF. RPI	
DIV. I ONLY	22- 9	50	5- 5	18	10	21	21	3	3		
DIV. I NON-CONF.	11- 2	20	1- 1	29	36	14	14	2	2		
<hr/>											
TOTALS	RPI 1-25		RPI 26-50		W-L RECORDS		RPI 51-100		RPI 150+		
22- 9	2- 6		5- 2		OVERALL		6- 0		4- 0		
10- 4	1- 2		1- 2		HOME		3- 0		2- 0		
10- 4	1- 3		2- 0		AWAY		3- 0		2- 0		
2- 1	0- 1		2- 0		NEUTRAL		0- 0		0- 0		
<hr/>											
11- 2	1- 1		3- 0		NON-CONFERENCE		4- 0		2- 0		
6- 0	1- 0		1- 0		HOME		2- 0		1- 0		
4- 2	0- 1		1- 0		AWAY		2- 0		1- 0		
1- 0	0- 0		1- 0		NEUTRAL		0- 0		0- 0		
<hr/>											
11- 7	1- 5		2- 2		CONFERENCE		2- 0		2- 0		
4- 4	0- 2		0- 2		HOME		1- 0		1- 0		
6- 2	1- 2		1- 0		AWAY		1- 0		1- 0		
1- 1	0- 1		1- 0		NEUTRAL		0- 0		0- 0		

RPI 1-25 Team's RPI: 21			RPI 26-50			RPI 51-100			RPI 101+		
RPI	S	Opponent Score	RPI	S	Opponent Score	RPI	S	Opponent Score	RPI	S	Opponent Score
3	A	Penn St. 62 64	30	A	Ohio St. 55 47	68	H	Eastern Mi ch. 79 62	101	A	Illi nois 58 56
3	H	Penn St. 51 63	30	H	Ohio St. 53 72	72	A	Kent St. 55 48	118	H	Wi sconsi n 72 47
3	N	Penn St. 54 58	38	N	Ari zona 72 60	79	A	Mi chi gan 59 54	122	A	Indi ana 60 51
5	A	Purdue 56 59	40	H	Iowa 67 78	79	H	Mi chi gan 67 33	122	H	Indi ana 59 41
5	H	Purdue 67 77	40	N	Iowa 81 54	89	H	Ci nci nnati 55 43	125	H	Detroi t 64 41
6	A	Texas 61 80	45	H	Temple 78 40	99	A	Pepperdi ne 71 55	145	A	Okl ahoma St. 60 62
20	A	Mi nesota 72 69	50	A	UCLA 47 43				156	A	Northwestern 67 57
25	H	Notre Dame 92 63							156	H	Northwestern 70 46
									157	A	Tol edo 72 49
									179	H	Davi dson 74 68

LAST 10 Div si on I GAMES:				
6	A	Texas	61	80
38	N	Ari zona	72	60
3	N	Penn St.	54	58
40	N	Iowa	81	54
122	A	Indi ana	60	51
3	H	Penn St.	51	63
5	A	Purdue	56	59
30	H	Ohio St.	53	72
79	A	Mi chi gan	59	54
156	H	Northwestern	70	46

Mi chi gan St.

Loss, Non-Conf, S Site, H Home A Away N Neutral

M
i
c
h
i
g
a
n
s
t
.

M
i
c
h
i
g
a
n
s
t
:

Average RPI Win:		167	WON-LOST		WINNING	LAST 10		STRENGTH OF		OPP. STRENGTH	TEAM	ADJ.	CONF.	ADJ CONF.
Average RPI Loss:		90	RECORD		PCT. RANK	GAMES		SCHEDULE		OF SCHEDULE	RPI	RPI	RPI	RPI
DIV. I ONLY		24- 8	34		8- 2		134		93		59	60	10	10
DIV. I NON-CONF.		11- 4	46		1- 1		167		101		75	74	11	11
TOTALS		RPI 1-25	RPI 26-50		W-L RECORDS		RPI 51-100		RPI 150+					
24- 8		0- 3	1- 0		OVERALL		6- 3		10- 2					
11- 2		0- 1	0- 0		HOME		3- 1		5- 0					
9- 5		0- 2	0- 0		AWAY		3- 2		3- 1					
4- 1		0- 0	1- 0		NEUTRAL		0- 0		2- 1					
11- 4		0- 3	1- 0		NON-CONFERENCE		3- 0		5- 1					
5- 1		0- 1	0- 0		HOME		1- 0		3- 0					
4- 2		0- 2	0- 0		AWAY		2- 0		1- 0					
2- 1		0- 0	1- 0		NEUTRAL		0- 0		1- 1					
13- 4		0- 0	0- 0		CONFERENCE		3- 3		5- 1					
6- 1		0- 0	0- 0		HOME		2- 1		2- 0					
5- 3		0- 0	0- 0		AWAY		1- 2		2- 1					
2- 0		0- 0	0- 0		NEUTRAL		0- 0		1- 0					
RPI S Opponent		RPI 1-25	RPI 26-50		RPI 51-100		Team's RPI : 60		RPI 101+					
8 H Houston		63 67	27 N North Carolina		67 62	67 A Western Ky.		71 79	116 A Lipscomb		68 47			
11 A Georgia		50 65				67 A Western Ky.		79 57	136 H Tennessee Tech		65 52			
25 A Notre Dame		46 59				67 H Western Ky.		68 70	142 H North Texas		64 55			
						75 A Austin Peay		61 46	142 N North Texas		81 66			
						77 H South Ala.		56 55	146 A Florida Int'l		63 48			
						80 A Arkansas St.		62 69	146 H Florida Int'l		73 47			
						80 H Arkansas St.		70 47	149 A New Mexico St.		52 51			
						82 H Alabama		65 61	167 A Denver		68 56			
						100 A Xavier		67 65	167 N Denver		64 61			
									225 N Manhattan		65 70			
									227 A La. -Lafayette		72 57			
									233 A Ark. -Little Rock		54 68			
									233 H Ark. -Little Rock		71 54			
									246 H New Orleans		67 47			
									280 H South Carolina St.		76 54			
									288 N Norfolk St.		80 58			
									291 H Southern Ill.		76 62			
									298 H Chicago St.		78 55			
									319 A Tennessee St.		82 63			
LAST 10 Division I GAMES:														
25 A Notre Dame		46 59	146 A Florida Int'l		63 48									
27 N North Carolina		67 62	67 A Western Ky.		71 79									
67 A Western Ky.		79 57	233 H Ark. -Little Rock		71 54									
167 N Denver		64 61	80 H Arkansas St.		70 47									
142 N North Texas		81 66	167 A Denver		68 56									

Middle Tenn.

Middle Tenn.

Non-Div I Games:

Middle Tenn.

Loss,
Non-Conf, S Site,
H Home
A Away
N Neutral

Average RPI Win: 262										WON-LOST RECORD		WINNING PCT. RANK		LAST 10 GAMES		STRENGTH OF SCHEDULE		OPP. STRENGTH OF SCHEDULE		TEAM RPI		ADJ. RPI		CONF. RPI		ADJ. CONF. RPI	
DIV. I ONLY										6- 19		287		3- 7		258		323		301		301		31		31	
DIV. I NON-CONF.										0- 4		304		0- 0		138		314		301		301		31		31	
TOTALS										RPI 1-25		RPI 26-50		W-L RECORDS		RPI 51-100		RPI 150+									
6- 19										0- 0		0- 0		OVERALL		0- 1		6- 16									
2- 6										0- 0		0- 0		HOME		0- 0		2- 5									
1- 10										0- 0		0- 0		AWAY		0- 1		1- 8									
3- 3										0- 0		0- 0		NEUTRAL		0- 0		3- 3									
0- 4										0- 0		0- 0		NON-CONFERENCE		0- 1		0- 3									
0- 0										0- 0		0- 0		HOME		0- 0		0- 0									
0- 2										0- 0		0- 0		AWAY		0- 1		0- 1									
0- 2										0- 0		0- 0		NEUTRAL		0- 0		0- 2									
6- 15										0- 0		0- 0		CONFERENCE		0- 0		6- 13									
2- 6										0- 0		0- 0		HOME		0- 0		2- 5									
1- 8										0- 0		0- 0		AWAY		0- 0		1- 7									
3- 1										0- 0		0- 0		NEUTRAL		0- 0		3- 1									
RPI 1-25										RPI 26-50		RPI 51-100		RPI 101+		Team's RPI: 301											
RPI S Opponent Score										RPI S Opponent Score		RPI S Opponent Score		RPI S Opponent Score													
												77 A South Al a. 58 81		138 A Jackson St. 28 50													
														138 H Jackson St. 50 57													
														154 A Southern U. 58 60													
														154 H Southern U. 66 68													
														154 N Southern U. 61 68													
														173 A Al abama St. 52 70													
														173 H Al abama St. 70 75													
														173 N Al abama St. 57 52													
														175 A Southern Mi ss. 35 64													
														234 N Radford 43 80													
														248 A Al corn St. 56 68													
														248 H Al corn St. 55 61													
														249 A Al abama A&M 49 57													
														249 H Al abama A&M 54 47													
														258 A Grambl ing 50 67													
														258 H Grambl ing 61 71													
														258 N Grambl ing 76 75													
														262 A Texas Southern 64 56													
														262 H Texas Southern 67 70													
														269 N Samford 44 72													
														314 A Ark. -Pi ne Bl uff 49 59													
														314 N Ark. -Pi ne Bl uff 59 50													
														316 A Prai rie View 61 65													
														316 H Prai rie View 68 46													

Mississippi

Mississippi

Non-Di v I	Games:	Del ta St.	46	56	Del ta St.	68	72	Still man	72	42	Still man	Mi ss s s r o p i	Val .
------------	--------	------------	----	----	------------	----	----	-----------	----	----	-----------	-------------------	-------

■ Loss, ■ Non-Conf, S Site, H Home A Away N Neutral

Average RPI Win:		260		WON-LOST RECORD		WINNING PCT. RANK		LAST 10 GAMES		STRENGTH OF SCHEDULE		OPP. STRENGTH OF SCHEDULE		TEAM RPI		ADJ. RPI		CONF. RPI		ADJ. CONF. RPI	
Average RPI Loss:		158																			
DIV. I ONLY		17- 13		119		5- 5				273		276		201		206		26		26	
DIV. I NON-CONF.		4- 5		180		0- 0				284		215		237		238		29		29	
TOTALS		RPI 1-25		RPI 26-50		W-L RECORDS		RPI 51-100				RPI 150+									
17- 13		0- 0		0- 1		OVERALL		0- 3				15- 8									
7- 4		0- 0		0- 0		HOME		0- 1				6- 3									
8- 8		0- 0		0- 1		AWAY		0- 2				7- 5									
2- 1		0- 0		0- 0		NEUTRAL		0- 0				2- 0									
4- 5		0- 0		0- 1		NON-CONFERENCE		0- 1				4- 2									
2- 0		0- 0		0- 0		HOME		0- 0				2- 0									
1- 4		0- 0		0- 1		AWAY		0- 1				1- 2									
1- 1		0- 0		0- 0		NEUTRAL		0- 0				1- 0									
13- 8		0- 0		0- 0		CONFERENCE		0- 2				11- 6									
5- 4		0- 0		0- 0		HOME		0- 1				4- 3									
7- 4		0- 0		0- 0		AWAY		0- 1				6- 3									
1- 0		0- 0		0- 0		NEUTRAL		0- 0				1- 0									
RPI 1-25				RPI 26-50				RPI 51-100				RPI 101+		Team's RPI: 206							
RPI S	Opponent	Score		RPI S	Opponent	Score		RPI S	Opponent	Score		RPI S	Opponent	Score							
28	A Auburn	38 59		76	A St. Francis s (Pa.)	55 70		139	N UMKC	52 76											
				76	H St. Francis s (Pa.)	45 58		143	A Qui nni pi ac	58 54											
				85	A George Mason	63 78		143	H Qui nni pi ac	81 72											
								152	A Sacred Heart	50 70											
								152	H Sacred Heart	94 99											
								152	N Sacred Heart	64 60											
								181	A Col umbi a	77 84											
								193	A St. Peter's	37 68											
								226	A Fai rl ei gh Di cki nson	66 69											
								226	H Fai rl ei gh Di cki nson	60 67											
								239	A Long Isl and	51 56											
								239	H Long Isl and	53 48											
								244	A Wagner	77 60											
								244	A Wagner	72 54											
								277	A Mt. St. Mary' s	104 100											
								277	H Mt. St. Mary' s	54 81											
								281	H I ona	63 53											
								287	A St. Francis (N. Y.)	71 54											
								287	H St. Francis (N. Y.)	69 49											
								288	H Norfol k St.	60 51											
								289	N Akron	57 40											
								292	A Ri der	68 60											
								311	A Central Conn. St.	57 49											
								311	H Central Conn. St.	59 53											
								320	A Robert Morris	66 57											
								320	H Robert Morris	59 49											
LAST 10 Div				sion I GAMES:																	
76	A St. Francis (Pa.)	55 70		152	H Sacred Heart	94 99		320	A Robert Morris	66 57											
152	N Sacred Heart	64 60		287	H St. Francis (N. Y.)	69 49		320	H Robert Morris	59 49											
244	A Wagner	72 54		239	H Long Isl and	53 48															
226	A Fai rl ei gh Di cki nson	66 69		277	H Mt. St. Mary' s	54 81															
239	A Long Isl and	51 56		287	A St. Francis (N. Y.)	71 54															

Monmouth

Monmouth

Non-Div I Games:

Monmouth

Loss, Non-Conf, S Site, H Home A Away N Neutral

Average RPI Win:	187	WON-LOST	WINNING	LAST 10	STRENGTH OF	OPP. STRENGTH	TEAM	ADJ.	CONF.	ADJ CONF.
Average RPI Loss:	63	RECORD	PCT. RANK	GAMES	SCHEDULE	OF SCHEDULE	RPI	RPI	RPI	RPI

DIV. I ONLY	25- 5	10	9- 1	104	146	37	36	20	20
DIV. I NON-CONF.	9- 5	76	0- 1	65	71	53	52	20	20

TOTALS	RPI 1-25	RPI 26-50	W-L RECORDS	RPI 51-100	RPI 150+
25- 5	0- 2	2- 0	OVERALL	4- 2	16- 0
15- 1	0- 1	2- 0	HOME	3- 0	9- 0
8- 3	0- 0	0- 0	AWAY	1- 2	6- 0
2- 1	0- 1	0- 0	NEUTRAL	0- 0	1- 0
9- 5	0- 2	2- 0	NON-CONFERENCE	1- 2	5- 0
6- 1	0- 1	2- 0	HOME	1- 0	3- 0
1- 3	0- 0	0- 0	AWAY	0- 2	1- 0
2- 1	0- 1	0- 0	NEUTRAL	0- 0	1- 0
16- 0	0- 0	0- 0	CONFERENCE	3- 0	11- 0
9- 0	0- 0	0- 0	HOME	2- 0	6- 0
7- 0	0- 0	0- 0	AWAY	1- 0	5- 0
0- 0	0- 0	0- 0	NEUTRAL	0- 0	0- 0

RPI 1-25				RPI 26-50				Team's RPI: 36				RPI 51-100				RPI 101+			
RPI	S	Opponent	Score	RPI	S	Opponent	Score	RPI	S	Opponent	Score	RPI	S	Opponent	Score	RPI	S	Opponent	Score
6	N	Texas	46 85	39	H	Utah	61 58	78	H	Western Mi ch.	67 51	103	A	Gonzaga	52 60				
19	H	Loui si ana Tech	77 81	48	H	Memphi s	74 56	91	A	Oregon	52 53	130	A	Weber St.	63 60				
								94	A	Idaho St.	76 66	130	H	Weber St.	65 62				
								94	H	Idaho St.	76 57	150	N	Hartford	70 49				
								94	H	Idaho St.	66 62	182	A	Portl and	66 55				
								95	A	Col orado St.	45 60	186	H	St. Mary' s (Cal .)	74 49				
												192	N	Syracuse	65 55				
												212	H	San Franci sco	61 60				
												216	A	Montana St.	60 44				
												216	H	Montana St.	88 52				
												222	A	Northern Ari z.	56 48				
												222	H	Northern Ari z.	74 37				
												229	A	Eastern Wash.	67 61				
												229	H	Eastern Wash.	60 58				
												229	H	Eastern Wash.	81 54				
												245	H	Princeton	68 54				
												295	A	Portland St.	90 62				
												295	H	Portland St.	85 50				
												318	A	Sacramento St.	68 46				
												318	H	Sacramento St.	76 50				
				LAST 10 Div				si on I GAMES:											
19	H	Loui si ana Tech	77 81	222	A	Northern Ari z.	56 48												
94	H	Idaho St.	66 62	318	A	Sacramento St.	68 46												
229	H	Eastern Wash.	81 54	216	H	Montana St.	88 52												
295	H	Portland St.	85 50	94	H	Idaho St.	76 57												
229	H	Eastern Wash.	60 58	130	H	Weber St.	65 62												

Average RPI Win: 273		WON-LOST RECORD		WINNING PCT. RANK		LAST 10 GAMES		STRENGTH OF SCHEDULE		OPP. STRENGTH OF SCHEDULE		TEAM RPI		ADJ. RPI		CONF. RPI		ADJ CONF. RPI	
DIV. I ONLY		13- 14		173		6- 4		244		202		216		216		20		20	
DIV. I NON-CONF.		6- 5		127		0- 0		265		237		193		194		20		20	
TOTALS		RPI 1-25		RPI 26-50		W-L RECORDS		RPI 51-100		RPI 150+									
13- 14		0- 1		0- 2		OVERALL		0- 4		13- 3									
5- 6		0- 1		0- 1		HOME		0- 1		5- 2									
6- 5		0- 0		0- 1		AWAY		0- 1		6- 1									
2- 3		0- 0		0- 0		NEUTRAL		0- 2		2- 0									
6- 5		0- 1		0- 0		NON-CONFERENCE		0- 1		6- 1									
2- 2		0- 1		0- 0		HOME		0- 0		2- 1									
3- 1		0- 0		0- 0		AWAY		0- 0		3- 0									
1- 2		0- 0		0- 0		NEUTRAL		0- 1		1- 0									
7- 9		0- 0		0- 2		CONFERENCE		0- 3		7- 2									
3- 4		0- 0		0- 1		HOME		0- 1		3- 1									
3- 4		0- 0		0- 1		AWAY		0- 1		3- 1									
1- 1		0- 0		0- 0		NEUTRAL		0- 1		1- 0									
RPI 1-25		RPI 26-50		RPI 51-100		RPI 101+		Team's RPI: 216											
RPI S	Opponent	Score	RPI S	Opponent	Score	RPI S	Opponent	Score	RPI S	Opponent	Score								
14	H Oklahoma	59 90	36	A Montana	52 88	78	N Western Mich.	62 84	124	N Binghamton	55 59								
			36	H Montana	44 60	94	A Idaho St.	69 82	130	A Weber St.	58 78								
						94	H Idaho St.	70 79	130	H Weber St.	56 70								
						94	N Idaho St.	56 63	133	A UTEP	41 83								
									153	H Brigham Young	55 67								
									182	A Portland	68 62								
									222	A Northern Ari z.	68 66								
									222	H Northern Ari z.	62 77								
									222	N Northern Ari z.	72 54								
									229	A Eastern Wash.	75 80								
									229	H Eastern Wash.	67 58								
									261	A Texas St.	85 70								
									286	N Sam Houston St.	75 70								
									295	A Portland St.	81 75								
									295	H Portland St.	84 68								
									299	H UC Ri verside	91 66								
									308	H Utah St.	65 41								
									309	A UC Irvine	83 72								
									318	A Sacramento St.	66 48								
									318	H Sacramento St.	71 39								
LAST 10 Divisi on I GAMES:																			
						94	N Idaho St.	56 63	222	A Northern Ari z.	68 66								
						222	N Northern Ari z.	72 54	36	A Montana	52 88								
						229	H Eastern Wash.	67 58	130	H Weber St.	56 70								
						295	H Portland St.	84 68	94	H Idaho St.	70 79								
						318	A Sacramento St.	66 48	295	A Portland St.	81 75								

Non-Div I Games: Utah Valley St. 63 58 Montana Tech 91 45 Montana St.

Average RPI Win: 280		WON-LOST RECORD		WINNING PCT. RANK		LAST 10 GAMES		STRENGTH OF SCHEDULE		OPP. STRENGTH OF SCHEDULE		TEAM RPI		ADJ. RPI		CONF. RPI		ADJ CONF. RPI	
DIV. I ONLY		10- 18		238		3- 7		191		256		240		240		24		23	
DIV. I NON-CONF.		3- 8		254		0- 0		208		246		249		250		23		23	
TOTALS		RPI 1-25		RPI 26-50		W-L RECORDS		RPI 51-100		RPI 150+									
10- 18		0- 1		0- 2		OVERALL		0- 2		10- 7									
4- 7		0- 0		0- 1		HOME		0- 1		4- 3									
6- 9		0- 0		0- 1		AWAY		0- 1		6- 4									
0- 2		0- 1		0- 0		NEUTRAL		0- 0		0- 0									
3- 8		0- 1		0- 2		NON-CONFERENCE		0- 0		3- 3									
1- 2		0- 0		0- 1		HOME		0- 0		1- 1									
2- 4		0- 0		0- 1		AWAY		0- 0		2- 2									
0- 2		0- 1		0- 0		NEUTRAL		0- 0		0- 0									
7- 10		0- 0		0- 0		CONFERENCE		0- 2		7- 4									
3- 5		0- 0		0- 0		HOME		0- 1		3- 2									
4- 5		0- 0		0- 0		AWAY		0- 1		4- 2									
0- 0		0- 0		0- 0		NEUTRAL		0- 0		0- 0									
RPI 1-25		RPI 26-50		RPI 51-100		RPI 101+		Team's RPI: 240											
RPI S	Opponent	Score		RPI S	Opponent	Score		RPI S	Opponent	Score		RPI S	Opponent	Score					
11 N	Georgi a	42 92		32 H	Mi ami (Fl a.)	54 93		75 A	Austin Peay	61 73		106 N	Bowl ing Green	51 65					
				46 A	Loui sville	39 61						113 A	Marshall	61 84					
												136 A	Tennessee Tech	61 75					
												136 H	Tennessee Tech	76 97					
												148 A	Eastern Ky.	45 60					
												148 H	Eastern Ky.	63 74					
												159 A	Southeast Mo. St.	62 88					
												160 A	Jacksonville St.	78 94					
												160 H	Jacksonville St.	68 76					
												202 H	Oh i o	69 74					
												250 A	Murray St.	61 58					
												250 H	Murray St.	65 62					
												255 A	Tenn. -Martin	90 86					
												255 H	Tenn. -Martin	71 65					
												269 A	Samford	67 54					
												269 H	Samford	55 65					
												275 A	Charleston So.	62 53					
												290 A	IPFW	82 102					
												297 A	Wri ght St.	74 94					
												305 A	Col. of Charleston	73 56					
												306 A	Eastern Ill.	80 76					
												312 H	Gardner-Webb	77 65					
												319 H	Tennessee St.	55 40					
				LAST 10 Divi sion I GAMES:															
				75 A	Austin Peay	61 73		269 H	Samford	55 65									
				136 A	Tennessee Tech	61 75		160 H	Jacksonville St.	68 76									
				148 A	Eastern Ky.	45 60		319 H	Tennessee St.	55 40									
				159 A	Southeast Mo. St.	62 88		148 H	Eastern Ky.	63 74									
				306 A	Eastern Ill.	80 76		250 A	Murray St.	61 58									

Morehead St.

Morehead St.

Non-Div I Games:

Morehead St.

Loss,
Non-Conf, S Site,
H Home
A Away
N Neutral

Average RPI Win: 267

Average RPI Loss: 225

WON-LOST
RECORDWINNING
PCT. RANKLAST 10
GAMESSTRENGTH OF
SCHEDULEOPP. STRENGTH
OF SCHEDULETEAM
RPIADJ.
RPICONF.
RPIADJ CONF.
RPI

DIV. I ONLY

3- 24

311

2- 8

298

317

320

322

28

28

DIV. I NON-CONF.

0- 8

304

0- 0

305

313

324

324

28

28

TOTALS

RPI 1-25

RPI 26-50

W-L RECORDS

RPI 51-100

RPI 150+

3- 24

0- 0

0- 0

OVERALL

0- 0

3- 20

2- 8

0- 0

0- 0

HOME

0- 0

2- 6

1- 12

0- 0

0- 0

AWAY

0- 0

1- 10

0- 4

0- 0

0- 0

NEUTRAL

0- 0

0- 4

0- 8

0- 0

0- 0

NON-CONFERENCE

0- 0

0- 7

0- 1

0- 0

0- 0

HOME

0- 0

0- 1

0- 4

0- 0

0- 0

AWAY

0- 0

0- 3

0- 3

0- 0

0- 0

NEUTRAL

0- 0

0- 3

3- 16

0- 0

0- 0

CONFERENCE

0- 0

3- 13

2- 7

0- 0

0- 0

HOME

0- 0

2- 5

1- 8

0- 0

0- 0

AWAY

0- 0

1- 7

0- 1

0- 0

0- 0

NEUTRAL

0- 0

0- 1

RPI 1-25

RPI 26-50

RPI 51-100

RPI 101+

Team's RPI: 322

RPI S Opponent Score

RPI S Opponent Score

RPI S Opponent Score

RPI S Opponent Score

113 A Marshall I 34 88

127 H Hampton 47 65

140 A Delaware St. 33 64

140 H Delaware St. 37 55

172 A Georgi a St. 44 80

178 A Fl ori da A&M 61 72

178 H Fl ori da A&M 31 53

185 A Coppin St. 60 86

185 H Coppin St. 42 72

220 A Howard 45 86

220 H Howard 52 42

241 A Bethune-Cookman 30 70

241 H Bethune-Cookman 46 75

241 N Bethune-Cookman 52 81

250 N Murray St. 42 66

254 A Navy 47 80

266 A Yale 62 73

270 H Towson 47 66

276 N Savannah St. 52 61

279 A Md. -East. Shore 57 94

279 H Md. -East. Shore 62 78

280 A South Carolina St. 59 74

280 H South Carolina St. 84 83

288 A Norfolk St. 49 75

295 N Portland St. 55 74

302 A N. C. A&T 73 63

302 H N. C. A&T 47 49

LAST 10 Division I GAMES:

241 N Bethune-Cookman 52 81

185 H Coppin St. 42 72

279 H Md. -East. Shore 62 78

302 A N. C. A&T 73 63

280 A South Carolina St. 59 74

140 H Delaware St. 37 55

220 H Howard 52 42

178 A Fl ori da A&M 61 72

241 A Bethune-Cookman 30 70

127 H Hampton 47 65

37 55

52 42

61 72

30 70

47 65

49 75

55 74

73 63

47 49

M
o
r
g
a
n
s
t
.M
o
r
g
a
n
s
t
.

Non-Di v I Games: Al as. Fai rbanks 52

73

Morgan St.

Loss, Non-Conf, S Site, H Home A Away N Neutral

St. Mary's														
Average RPI Win:		284	WON-LOST RECORD		WINNING PCT. RANK	LAST 10 GAMES		STRENGTH OF SCHEDULE		OPP. STRENGTH OF SCHEDULE	TEAM RPI	ADJ. RPI	CONF. RPI	ADJ CONF. RPI
Average RPI Loss:		169												
DIV. I ONLY		9- 18	250		3- 7		252		279		274	277	26	26
DIV. I NON-CONF.		1- 7	287		0- 0		268		212		303	303	29	29

TOTALS		RPI 1-25	RPI 26-50		W-L RECORDS		RPI 51-100				RPI 150+			
9- 18		0- 0	0- 1		OVERALL		0- 3				9- 12			
5- 9		0- 0	0- 0		HOME		0- 1				5- 7			
4- 6		0- 0	0- 0		AWAY		0- 1				4- 4			
0- 3		0- 0	0- 1		NEUTRAL		0- 1				0- 1			
1- 7		0- 0	0- 1		NON-CONFERENCE		0- 0				1- 5			
1- 4		0- 0	0- 0		HOME		0- 0				1- 3			
0- 1		0- 0	0- 0		AWAY		0- 0				0- 1			
0- 2		0- 0	0- 1		NEUTRAL		0- 0				0- 1			
8- 11		0- 0	0- 0		CONFERENCE		0- 3				8- 7			
4- 5		0- 0	0- 0		HOME		0- 1				4- 4			
4- 5		0- 0	0- 0		AWAY		0- 1				4- 3			
0- 1		0- 0	0- 0		NEUTRAL		0- 1				0- 0			

RPI 1-25		RPI 26-50		RPI 51-100		RPI 101+		Team's RPI: 277						
RPI S	Opponent	Score	RPI S	Opponent	Score	RPI S	Opponent	Score	RPI S	Opponent	Score			
49 N	Mississippi	64 81	76 A	St. Francis (Pa.)	77 86	131 H	Va. Commonwealth	50 63	143 A	Quinnipiac	65 75			
			76 H	St. Francis (Pa.)	66 89	152 A	Sacred Heart	71 81	152 H	Sacred Heart	58 64			
						153 N	Brigham Young	47 70	180 H	American	62 72			
						194 A	Lehigh	83 86	206 A	Monmouth	81 54			
						206 H	Monmouth	100 104	226 A	Fairleigh Dickinson	61 79			
						226 H	Fairleigh Dickinson	80 74	234 H	Radford	62 69			
						239 H	Long Island	54 60	244 A	Wagner	57 66			
						244 H	Wagner	72 75	270 H	Towson	65 68			
						287 A	St. Francis (N.Y.)	61 47	287 H	St. Francis (N.Y.)	64 57			
						292 H	Rider	74 66	311 A	Central Conn. St.	66 51			
						311 H	Central Conn. St.	72 64	320 A	Robert Morris	64 48			
						320 H	Robert Morris	90 57	320 H	Robert Morris	90 57			

LAST 10 Division I GAMES:														
76 N	St. Francis (Pa.)	44 61	206 A	Monmouth	81 54									
152 A	Sacred Heart	71 81	226 A	Fairleigh Dickinson	61 79									
244 A	Wagner	57 66	239 H	Long Island	54 60									
320 H	Robert Morris	90 57	287 H	St. Francis (N.Y.)	64 57									
76 H	St. Francis (Pa.)	66 89	206 H	Monmouth	100 104									

Non-Div I Games: Al as. Anchorage 59 61

Mt. St. Mary's

Loss, Non-Conf, S Site, H Home A Away N Neutral

Average RPI Win: 269		WON-LOST	WINNING	LAST 10	STRENGTH OF	OPP. STRENGTH	TEAM	ADJ.	CONF.	ADJ CONF.
Average RPI Loss: 167		RECORD	PCT. RANK	GAMES	SCHEDULE	OF SCHEDULE	RPI	RPI	RPI	RPI
DIV. I ONLY	13- 15	179	5- 5	318	255	250	250	24	23	
DIV. I NON-CONF.	4- 7	217	0- 0	289	294	268	269	23	23	
TOTALS	RPI 1-25	RPI 26-50	W-L RECORDS	RPI 51-100	RPI 150+					
13- 15	0- 0	0- 0	OVERALL	0- 3	12- 8					
9- 4	0- 0	0- 0	HOME	0- 1	8- 2					
3- 10	0- 0	0- 0	AWAY	0- 2	3- 5					
1- 1	0- 0	0- 0	NEUTRAL	0- 0	1- 1					
4- 7	0- 0	0- 0	NON-CONFERENCE	0- 2	4- 3					
3- 2	0- 0	0- 0	HOME	0- 1	3- 0					
0- 4	0- 0	0- 0	AWAY	0- 1	0- 2					
1- 1	0- 0	0- 0	NEUTRAL	0- 0	1- 1					
9- 8	0- 0	0- 0	CONFERENCE	0- 1	8- 5					
6- 2	0- 0	0- 0	HOME	0- 0	5- 2					
3- 6	0- 0	0- 0	AWAY	0- 1	3- 3					
0- 0	0- 0	0- 0	NEUTRAL	0- 0	0- 0					
RPI S	RPI 1-25 Opponent Score	RPI S	RPI 26-50 Opponent Score	RPI S	RPI 51-100 Opponent Score	RPI S	RPI 101+ Opponent Score	Team's RPI: 250		
				67 H Western Ky.	64 72	121 H East Caro.	63 71			
				75 A Austin Peay	70 80	136 A Tennessee Tech	64 72			
				80 A Arkansas St.	79 84	138 A Jackson St.	56 69			
						148 A Eastern Ky.	74 75			
						148 H Eastern Ky.	81 56			
						159 A Southeast Mo. St.	60 74			
						159 A Southeast Mo. St.	51 76			
						159 H Southeast Mo. St.	64 59			
						160 H Jacksonville St.	83 85			
						221 N High Point	56 67			
						233 H Ark. -Little Rock	76 53			
						240 A Morehead St.	62 65			
						240 H Morehead St.	58 61			
						255 A Tenn. -Martin	71 70			
						255 H Tenn. -Martin	70 67			
						265 A Troy St.	60 68			
						269 H Samford	71 61			
						290 A IPFW	72 78			
						298 H Chicago St.	67 63			
						306 A Eastern Ill.	70 62			
						306 H Eastern Ill.	84 53			
						314 H Ark. -Pine Bluff	82 53			
						319 A Tennessee St.	68 58			
						319 H Tennessee St.	71 43			
						322 N Morgan St.	66 42			
				LAST 10 Division I GAMES:						
				159 A Southeast Mo. St.	51 76	75 A Austin Peay	70 80			
				306 H Eastern Ill.	84 53	136 A Tennessee Tech	64 72			
				159 H Southeast Mo. St.	64 59	159 A Southeast Mo. St.	60 74			
				319 H Tennessee St.	71 43	306 A Eastern Ill.	70 62			
				255 A Tenn. -Martin	71 70	240 H Morehead St.	58 61			

Murray St.

Murray St.

Non-Div I Games:

Murray St.

Loss,
Non-Conf, S Site,
H Home
A Away
N Neutral

Average RPI Win: 261		WON-LOST RECORD		WINNING PCT. RANK		LAST 10 GAMES		STRENGTH OF SCHEDULE		OPP. STRENGTH OF SCHEDULE		TEAM RPI		ADJ. RPI		CONF. RPI		ADJ CONF. RPI			
DIV. I ONLY		7- 22		284		1- 9		286		302		302		302		28		28			
DIV. I NON-CONF.		3- 7		244		0- 0		214		267		247		248		28		28			
TOTALS		RPI 1-25		RPI 26-50		W-L RECORDS		RPI 51-100		RPI 150+											
7- 22		0- 0		0- 1		OVERALL		0- 0		7- 15											
3- 10		0- 0		0- 0		HOME		0- 0		3- 9											
4- 11		0- 0		0- 1		AWAY		0- 0		4- 5											
0- 1		0- 0		0- 0		NEUTRAL		0- 0		0- 1											
3- 7		0- 0		0- 1		NON-CONFERENCE		0- 0		3- 3											
2- 2		0- 0		0- 0		HOME		0- 0		2- 2											
1- 5		0- 0		0- 1		AWAY		0- 0		1- 1											
0- 0		0- 0		0- 0		NEUTRAL		0- 0		0- 0											
4- 15		0- 0		0- 0		CONFERENCE		0- 0		4- 12											
1- 8		0- 0		0- 0		HOME		0- 0		1- 7											
3- 6		0- 0		0- 0		AWAY		0- 0		3- 4											
0- 1		0- 0		0- 0		NEUTRAL		0- 0		0- 1											
RPI 1-25		RPI 26-50		RPI 51-100		Team's RPI: 302															
RPI S	Opponent	Score	RPI S	Opponent	Score	RPI S	Opponent	Score	RPI S	Opponent	Score										
28	A Auburn	54	89					104	A Wake Forest	29	87										
								121	A East Caro.	54	72										
								127	A Hampton	59	69										
								127	H Hampton	60	72										
								131	A Va. Commonweal th	43	62										
								140	A Delaware St.	38	60										
								161	H El on	78	63										
								178	A Fl ori da A&M	53	68										
								178	H Fl ori da A&M	54	74										
								185	A Coppin St.	52	60										
								185	H Coppin St.	32	52										
								213	H UNC Asheville	54	64										
								220	H Howard	44	56										
								221	A Hi gh Poi nt	52	50										
								241	A Bethune-Cookman	64	92										
								241	H Bethune-Cookman	59	74										
								275	H Charleston So.	82	44										
								279	A Md. -East. Shore	49	83										
								279	H Md. -East. Shore	68	61										
								279	N Md. -East. Shore	61	79										
								280	A South Carolina St.	64	60										
								280	H South Carolina St.	57	58										
								288	A Norfolk St.	72	52										
								288	H Norfolk St.	55	65										
LAST 10 Division I GAMES:																					
279	N Md. -East. Shore	61	79	185	H Coppin St.	32	52	294	A Campbel l	52	54										
280	A South Carolina St.	64	60	279	A Md. -East. Shore	49	83	312	H Gardner-Webb	52	72										
241	A Bethune-Cookman	64	92	127	H Hampton	60	72	322	A Morgan St.	49	47										
178	A Fl ori da A&M	53	68	288	H Norfolk St.	55	65	322	H Morgan St.	63	73										
322	H Morgan St.	63	73	220	H Howard	44	56														

Non-Di v I Games:

N. C. A&T

■ Loss,
 ■ Non-Conf,
 ■ S Site,
 ■ H Home
 ■ A Away
 N Neutral

Average RPI Win: 270		WON-LOST RECORD	WINNING PCT. RANK	LAST 10 GAMES	STRENGTH OF SCHEDULE	OPP. STRENGTH OF SCHEDULE	TEAM RPI	ADJ. RPI	CONF. RPI	ADJ CONF. RPI	
DIV. I ONLY		13- 17	202	5- 5	310	212	255	254	23	24	
DIV. I NON-CONF.		7- 8	159	1- 0	304	202	244	245	22	22	
<hr/>											
TOTALS		RPI 1-25		RPI 26-50	W-L RECORDS	RPI 51-100			RPI 150+		
13- 17		0- 1		0- 1	OVERALL	0- 1			12- 12		
9- 5		0- 0		0- 0	HOME	0- 0			8- 4		
4- 8		0- 0		0- 0	AWAY	0- 1			4- 6		
0- 4		0- 1		0- 1	NEUTRAL	0- 0			0- 2		
7- 8		0- 1		0- 1	NON-CONFERENCE	0- 1			7- 4		
5- 2		0- 0		0- 0	HOME	0- 0			5- 1		
2- 3		0- 0		0- 0	AWAY	0- 1			2- 2		
0- 3		0- 1		0- 1	NEUTRAL	0- 0			0- 1		
6- 9		0- 0		0- 0	CONFERENCE	0- 0			5- 8		
4- 3		0- 0		0- 0	HOME	0- 0			3- 3		
2- 5		0- 0		0- 0	AWAY	0- 0			2- 4		
0- 1		0- 0		0- 0	NEUTRAL	0- 0			0- 1		
<hr/>											
RPI 1-25		RPI 26-50		RPI 51-100		RPI 101+		Team's RPI: 254			
RPI S	Opponent	Score	RPI S	Opponent	Score	RPI S	Opponent	Score	Score		
6 N	Texas	46 97	38 N	Ari zona	61 67	87 A	Del aware	57 69	111 H	Seton Hal l	53 60
									141 A	Col gate	57 80
									141 H	Col gate	68 53
									158 H	Brown	59 65
									177 A	Al bany (N. Y.)	55 77
									180 A	Ameri can	48 59
									180 H	Ameri can	42 51
									180 N	Ameri can	73 85
									192 N	Syracuse	46 60
									194 A	Lehi gh	61 71
									194 H	Lehi gh	53 77
									199 A	Wyomi ng	60 69
									208 A	Hol y Cross	71 64
									208 H	Hol y Cross	60 79
									219 A	Bucknel l	63 72
									219 H	Bucknel l	65 42
									234 A	Radford	74 68
									235 A	Army	60 65
									235 H	Army	75 73
									287 H	St. Francis (N. Y.)	79 53
									293 H	UMBC	60 41
									306 H	Eastern Ill.	88 62
									310 H	Air Force	73 60
									315 A	Lafayette	67 53
									315 H	Lafayette	71 53
									320 A	Robert Morris	68 58
									322 H	Morgan St.	80 47
<hr/>											
LAST 10 Div sion I GAMES:											
180 N	Ameri can	73 85	219 H	Bucknel l	65 42						
235 A	Army	60 65	180 A	Ameri can	48 59						
315 A	Lafayette	67 53	194 H	Lehi gh	53 77						
208 H	Hol y Cross	60 79	234 A	Radford	74 68						
141 H	Col gate	68 53	315 H	Lafayette	71 53						

Navy

Non-Di v I Games:

Navy

Loss,
Non-Conf, S Site,
H Home
A Away
N Neutral

Average RPI Win: 140		WON-LOST RECORD		WINNING PCT. RANK		LAST 10 GAMES		STRENGTH OF SCHEDULE		OPP. STRENGTH OF SCHEDULE		TEAM RPI		ADJ. RPI		CONF. RPI		ADJ CONF. RPI	
DIV. I ONLY		18- 12		98		4- 6		78		41		67		65		2		2	
DIV. I NON-CONF.		11- 2		20		1- 1		197		99		54		53		4		3	
TOTALS		RPI 1-25		RPI 26-50		W-L RECORDS		RPI 51-100				RPI 150+							
18- 12		1- 7		2- 2		OVERALL		3- 3				8- 0							
13- 4		1- 2		1- 1		HOME		2- 1				6- 0							
4- 6		0- 5		1- 0		AWAY		1- 1				2- 0							
1- 2		0- 0		0- 1		NEUTRAL		0- 1				0- 0							
11- 2		0- 0		1- 1		NON-CONFERENCE		2- 1				6- 0							
8- 1		0- 0		1- 0		HOME		1- 1				5- 0							
2- 0		0- 0		0- 0		AWAY		1- 0				1- 0							
1- 1		0- 0		0- 1		NEUTRAL		0- 0				0- 0							
7- 10		1- 7		1- 1		CONFERENCE		1- 2				2- 0							
5- 3		1- 2		0- 1		HOME		1- 0				1- 0							
2- 6		0- 5		1- 0		AWAY		0- 1				1- 0							
0- 1		0- 0		0- 0		NEUTRAL		0- 1				0- 0							
RPI 1-25				RPI 26-50				RPI 51-100		Team's RPI: 65		RPI 101+							
RPI	S	Opponent	Score	RPI	S	Opponent	Score	RPI	S	Opponent	Score	RPI	S	Opponent	Score				
6	H	Texas	59 82	30	H	Ohio St.	60 55	51	A	Rice	59 56	105	H	Texas A&M	65 48				
9	A	Kansas St.	69 89	47	A	Missouri	74 69	52	H	Creighton	70 62	119	H	Drake	73 60				
9	H	Kansas St.	81 63	47	H	Missouri	76 78	62	A	Iowa St.	66 77	145	H	Oklahoma St.	64 41				
13	A	Texas Tech	55 68	49	N	Mississippi	66 69	62	H	Iowa St.	62 57	148	N	Eastern Ky.	78 75				
14	A	Oklahoma	51 70					62	N	Iowa St.	52 63	163	A	Kansas	65 61				
17	A	Baylor	57 67					86	H	Oregon St.	67 75	163	H	Kansas	59 48				
22	A	Colorado	63 78									201	H	St. Bonaventure	69 62				
22	H	Colorado	60 63									203	H	Texas-Arlington	81 59				
												224	A	Washington St.	64 56				
												227	H	La.-Lafayette	61 59				
												245	H	Princeton	75 61				
												317	H	Wofford	104 46				
				LAST 10 Division I GAMES:															
				86	H	Oregon St.	67 75	47	H	Missouri	76 78								
				119	H	Drake	73 60	62	A	Iowa St.	66 77								
				62	N	Iowa St.	52 63	9	A	Kansas St.	69 89								
				22	H	Colorado	60 63	145	H	Oklahoma St.	64 41								
				163	A	Kansas	65 61	163	H	Kansas	59 48								

Non-Di v I Games:

Nebraska

Average RPI Win: 247		WON-LOST RECORD		WINNING PCT. RANK		LAST 10 GAMES		STRENGTH OF SCHEDULE		OPP. STRENGTH OF SCHEDULE		TEAM RPI		ADJ. RPI		CONF. RPI		ADJ CONF. RPI		
DIV. I ONLY		3- 26		315		0- 10		215		156		307		307		13		13		
DIV. I NON-CONF.		1- 9		300		0- 0		303		233		318		318		12		12		
TOTALS		RPI 1-25		RPI 26-50		W-L RECORDS		RPI 51-100		RPI 150+										
3- 26		0- 2		0- 0		OVERALL		0- 5		3- 13										
3- 11		0- 1		0- 0		HOME		0- 3		3- 5										
0- 14		0- 1		0- 0		AWAY		0- 2		0- 7										
0- 1		0- 0		0- 0		NEUTRAL		0- 0		0- 1										
1- 9		0- 0		0- 0		NON-CONFERENCE		0- 1		1- 6										
1- 4		0- 0		0- 0		HOME		0- 1		1- 3										
0- 5		0- 0		0- 0		AWAY		0- 0		0- 3										
0- 0		0- 0		0- 0		NEUTRAL		0- 0		0- 0										
2- 17		0- 2		0- 0		CONFERENCE		0- 4		2- 7										
2- 7		0- 1		0- 0		HOME		0- 2		2- 2										
0- 9		0- 1		0- 0		AWAY		0- 2		0- 4										
0- 1		0- 0		0- 0		NEUTRAL		0- 0		0- 1										
RPI 1-25		RPI 26-50		RPI 51-100		RPI 101+		Team's RPI: 307												
RPI S	Opponent	Score	RPI S	Opponent	Score	RPI S	Opponent	Score	RPI S	Opponent	Score	RPI S	Opponent	Score	RPI S	Opponent	Score	RPI S	Opponent	Score
19	A Loui si ana Tech	47 110				51	A Ri ce	49 78	126	A Cal i forni a	51 62									
19	H Loui si ana Tech	57 89				51	H Ri ce	54 61	133	A UTEP	43 76									
						53	H UNLV	75 90	133	H UTEP	54 85									
						92	A Tul sa	57 74	137	A Southern Methodi st	62 70									
						92	H Tul sa	66 79	137	H Southern Methodi st	68 71									
									149	A New Mexico St.	53 54									
									153	H Bri gham Young	53 63									
									186	A St. Mary' s (Cal.)	73 76									
									190	A Fresno St.	44 63									
									190	H Fresno St.	71 53									
									197	A San Jose St.	78 81									
									197	H San Jose St.	63 70									
									197	N San Jose St.	60 68									
									222	H Northern Ari z.	44 60									
									232	A Hawai i	54 63									
									232	H Hawai i	77 62									
									252	A Boi se St.	52 63									
									252	H Boi se St.	66 89									
									253	H Santa Clara	53 60									
									263	A San Diego	74 96									
									278	A San Diego St.	52 67									
									318	H Sacramento St.	65 55									
LAST 10 Division I GAMES:																				
						197	N San Jose St.	60 68												
						197	A San Jose St.	78 81												
						232	A Hawai i	54 63												
						190	A Fresno St.	44 63												
						92	H Tul sa	66 79												
						51	H Ri ce	54 61												
						133	A UTEP	43 76												
						252	A Boi se St.	52 63												
						19	H Loui si ana Tech	57 89												
						137	H Southern Methodi st	68 71												

Non-Div l Games:

Nevada

Loss, Non-Conf, S Site, H Home A Away N Neutral

New Mexico											
Average RPI Win: 191		WON-LOST RECORD	WINNING PCT. RANK	LAST 10 GAMES	STRENGTH OF SCHEDULE	OPP. STRENGTH OF SCHEDULE	TEAM RPI	ADJ. RPI	CONF. RPI	ADJ CONF. RPI	
DIV. I ONLY		22- 8	40	9- 1	186	89	74	73	11	11	
DIV. I NON-CONF.		7- 6	133	0- 1	228	48	150	147	15	15	
<hr/>											
TOTALS		RPI 1-25	RPI 26-50	W-L RECORDS	RPI 51-100	RPI 150+					
22- 8		0- 2	2- 3	OVERALL	4- 1	14- 1					
13- 4		0- 1	1- 2	HOME	3- 0	8- 0					
6- 4		0- 1	0- 1	AWAY	1- 1	4- 1					
3- 0		0- 0	1- 0	NEUTRAL	0- 0	2- 0					
7- 6		0- 2	0- 2	NON-CONFERENCE	1- 0	4- 1					
6- 4		0- 1	0- 2	HOME	1- 0	4- 0					
1- 2		0- 1	0- 0	AWAY	0- 0	0- 1					
0- 0		0- 0	0- 0	NEUTRAL	0- 0	0- 0					
15- 2		0- 0	2- 1	CONFERENCE	3- 1	10- 0					
7- 0		0- 0	1- 0	HOME	2- 0	4- 0					
5- 2		0- 0	0- 1	AWAY	1- 1	4- 0					
3- 0		0- 0	1- 0	NEUTRAL	0- 0	2- 0					
<hr/>											
RPI 1-25		RPI 26-50			RPI 51-100		Team's RPI: 73		RPI 101+		
RPI S	Opponent	Score	RPI S	Opponent	Score	RPI S	Opponent	Score	RPI S	Opponent	Score
6	A Texas	47 92	26	H Villanova	57 70	53	A UNLV	59 54	114	H South Carolina	52 69
15	H Flori da	56 68	38	H Ari zona	49 50	53	H UNLV	70 66	149	A New Mexico St.	68 44
			39	A Utah	43 52	61	H Southern Cal i forni a	77 75	149	H New Mexi co St.	62 39
			39	H Utah	49 46				153	A Bri gham Young	58 52
			39	N Utah	71 50	95	A Col orado St.	57 72	153	H Bri gham Young	60 59
						95	H Col orado St.	59 52	199	A Wyomi ng	61 56
									199	H Wyomi ng	58 39
									199	N Wyomi ng	51 44
									212	A San Franci sco	37 43
									262	H Texas Southern	103 41
									278	A San Di ego St.	47 44
									278	H San Di ego St.	76 42
									281	H Cal St. Fullerton	59 52
									303	H Youngstown St.	54 36
									310	A Ai r Force	65 43
									310	H Ai r Force	79 31
									310	N Ai r Force	63 50
									319	H Tennessee St.	89 18
<hr/>											
LAST 10 Div sion I GAMES:											
			15	H Flori da	56 68		199	H Wyomi ng	58 39		
			39	N Utah	71 50		278	A San Di ego St.	47 44		
			199	N Wyomi ng	51 44		53	A UNLV	59 54		
			310	N Ai r Force	63 50		153	H Bri gham Young	60 59		
			95	H Col orado St.	59 52		39	H Utah	49 46		











































































Non-Div I Games: N.M. Highl ands 78 35

New Mexico

Average RPI Win: 177		WON-LOST	WINNING	LAST 10	STRENGTH OF	OPP. STRENGTH	TEAM	ADJ.	CONF.	ADJ CONF.
Average RPI Loss: 126		RECORD	PCT. RANK	GAMES	SCHEDULE	OF SCHEDULE	RPI	RPI	RPI	RPI
DIV. I ONLY	13- 16	192	4- 6	90	145	147	149	10	10	
DIV. I NON-CONF.	6- 6	147	0- 0	104	222	122	125	11	11	
TOTALS	RPI 1-25	RPI 26-50	W-L RECORDS	RPI 51-100	RPI 150+					
13- 16	0- 2	0- 0	OVERALL	3- 6	8- 5					
8- 4	0- 0	0- 0	HOME	1- 3	5- 1					
3- 12	0- 2	0- 0	AWAY	1- 3	2- 4					
2- 0	0- 0	0- 0	NEUTRAL	1- 0	1- 0					
6- 6	0- 2	0- 0	NON-CONFERENCE	0- 2	5- 1					
4- 1	0- 0	0- 0	HOME	0- 1	3- 0					
1- 5	0- 2	0- 0	AWAY	0- 1	1- 1					
1- 0	0- 0	0- 0	NEUTRAL	0- 0	1- 0					
7- 10	0- 0	0- 0	CONFERENCE	3- 4	3- 4					
4- 3	0- 0	0- 0	HOME	1- 2	2- 1					
2- 7	0- 0	0- 0	AWAY	1- 2	1- 3					
1- 0	0- 0	0- 0	NEUTRAL	1- 0	0- 0					
RPI S Opponent Score	RPI 1-25	RPI S Opponent Score	RPI 26-50	RPI S Opponent Score	RPI 51-100	RPI S Opponent Score	RPI 101+	Team's RPI: 149		
8 A Houston 39 59					60 H Middle Tenn. 51 52	133 A UTEP 64 68				
18 A TCU 63 96					67 A Western Ky. 56 71	133 H UTEP 53 50				
					67 H Western Ky. 73 70	142 A North Texas 52 54				
					73 A New Mexico 39 62	142 H North Texas 83 72				
					73 H New Mexico 44 68	146 A Florida Int'l 51 60				
					77 A South Ala. 35 69	167 A Denver 66 45				
					77 H South Ala. 47 55	167 H Denver 49 47				
					80 A Arkansas St. 67 61	176 H Northern Ill. 60 55				
					80 N Arkansas St. 71 65	197 A San Jose St. 41 69				
						227 A La. -Lafayette 51 67				
						227 H La. -Lafayette 59 44				
						233 A Ark. -Little Rock 60 64				
						238 H Long Beach St. 56 48				
						246 A New Orleans 54 76				
						246 H New Orleans 73 76				
						248 N Alcorn St. 68 59				
						263 A San Diego 79 75				
						307 H Nevada 54 53				
LAST 10 Division I GAMES:										
67 A Western Ky. 56 71		227 A La. -Lafayette 51 67								
80 N Arkansas St. 71 65		77 H South Ala. 47 55								
80 A Arkansas St. 67 61		246 H New Orleans 73 76								
233 A Ark. -Little Rock 60 64		142 A North Texas 52 54								
167 H Denver 49 47		167 A Denver 66 45								

Non-Div I Games:

New Mexico St.

Average RPI Win: 204		WON-LOST	WINNING	LAST 10	STRENGTH OF	OPP. STRENGTH	TEAM	ADJ.	CONF.	ADJ CONF.
Average RPI Loss: 157		RECORD	PCT. RANK	GAMES	SCHEDULE	OF SCHEDULE	RPI	RPI	RPI	RPI
DIV. I ONLY	18- 10	74	7- 3	236	189	133	135	17	17	
DIV. I NON-CONF.	6- 3	64	0- 0	231	182	120	123	18	18	
TOTALS	RPI 1-25	RPI 26-50	W-L RECORDS	RPI 51-100	RPI 150+					
18- 10	0- 0	0- 1	OVERALL	2- 2	12- 6					
12- 2	0- 0	0- 0	HOME	1- 0	9- 1					
6- 7	0- 0	0- 1	AWAY	1- 2	3- 4					
0- 1	0- 0	0- 0	NEUTRAL	0- 0	0- 1					
6- 3	0- 0	0- 1	NON-CONFERENCE	1- 1	4- 1					
5- 0	0- 0	0- 0	HOME	0- 0	4- 0					
1- 3	0- 0	0- 1	AWAY	1- 1	0- 1					
0- 0	0- 0	0- 0	NEUTRAL	0- 0	0- 0					
12- 7	0- 0	0- 0	CONFERENCE	1- 1	8- 5					
7- 2	0- 0	0- 0	HOME	1- 0	5- 1					
5- 4	0- 0	0- 0	AWAY	0- 1	3- 3					
0- 1	0- 0	0- 0	NEUTRAL	0- 0	0- 1					
RPI 1-25		RPI 26-50		RPI 51-100		RPI 101+ Team's RPI: 135				
RPI S	Opponent	Score	RPI S	Opponent	Score	RPI S	Opponent	Score		
			43  Maryland	74  82	76  St. Francis (Pa.)	86  73	107  Siena	65  56		
					90  Marist	51  61	107  Siena	53  48		
					90  Marist	65  54	109  Canisius	73  70		
					97  South Fla.	58  73	109  Canisius	68  79		
							123  Oakland	75  64		
							193  St. Peter's	43  65		
							193  St. Peter's	56  63		
							193 N St. Peter's	51  53		
							201  St. Bonaventure	69  73		
							204  Loyola (Md.)	49  60		
							204  Loyola (Md.)	73  59		
							225  Manhattan	71  41		
							225  Manhattan	65  49		
							230  Cleveland St.	91  76		
							235  Army	71  53		
							242  Fairfield	68  80		
							242  Fairfield	84  74		
							247  Buffalo	87  75		
							281  Iona	67  60		
							281  Iona	68  67		
							292  Rider	75  66		
							292  Rider	86  69		
							303  Youngstown St.	73  66		
		LAST 10 Division I GAMES:								
			193 N St. Peter's	51  53	281  Iona	67  60				
			109  Canisius	68  79	109  Canisius	73  70				
			292  Rider	86  69	225  Manhattan	65  49				
			204  Loyola (Md.)	73  59	90  Marist	65  54				
			242  Fairfield	68  80	225  Manhattan	71  41				

Non-Div I Games:

Niagara

Northwestern St.				Through Games Of 2007 Final						
Average RPI Win: 321		WON-LOST RECORD	WINNING PCT. RANK	LAST 10 GAMES	STRENGTH OF SCHEDULE	OPP. STRENGTH OF SCHEDULE	TEAM RPI	ADJ. RPI	CONF. RPI	ADJ CONF. RPI
DIV. I ONLY		1- 23	319	1- 9	309	289	324	324	32	32
DIV. I NON-CONF.		0- 7	304	0- 0	236	183	313	313	24	24
TOTALS		RPI 1-25	RPI 26-50	W-L RECORDS	RPI 51-100	RPI 150+				
1- 23		0- 1	0- 0	OVERALL	0- 2	1- 18				
1- 10		0- 0	0- 0	HOME	0- 1	1- 9				
0- 12		0- 1	0- 0	AWAY	0- 1	0- 9				
0- 1		0- 0	0- 0	NEUTRAL	0- 0	0- 0				
0- 7		0- 1	0- 0	NON-CONFERENCE	0- 0	0- 4				
0- 2		0- 0	0- 0	HOME	0- 0	0- 2				
0- 4		0- 1	0- 0	AWAY	0- 0	0- 2				
0- 1		0- 0	0- 0	NEUTRAL	0- 0	0- 0				
1- 16		0- 0	0- 0	CONFERENCE	0- 2	1- 14				
1- 8		0- 0	0- 0	HOME	0- 1	1- 7				
0- 8		0- 0	0- 0	AWAY	0- 1	0- 7				
0- 0		0- 0	0- 0	NEUTRAL	0- 0	0- 0				
RPI 1-25		RPI 26-50		RPI 51-100		Team's RPI: 324				
RPI S	Opponent	Score	RPI S	Opponent	Score	RPI S	Opponent	Score		
17	A Baylor	44 93				98	A Northwestern St.	60 75	104	N Wake Forest 47 79
						98	H Northwestern St.	47 83	144	A Tulane 55 77
									182	A UCF 49 85
									191	H La. -Monroe 56 85
									203	A Texas-Arlington 48 84
									203	H Texas-Arlington 62 67
									205	A Texas-San Antonio 60 79
									205	H Texas-San Antonio 42 56
									217	A Stephen F. Austin 71 93
									227	H La. -Lafayette 38 57
									246	A New Orleans 61 83
									261	A Texas St. 66 74
									261	H Texas St. 82 86
									268	A McNeese St. 42 57
									268	H McNeese St. 47 53
									269	H Samford 47 57
									286	A Sam Houston St. 35 65
									286	H Sam Houston St. 78 91
									300	A Southeastern La. 64 80
									300	H Southeastern La. 77 83
									321	H Lamar 87 70
LAST 10 Division I GAMES:										
						300	A Southeastern La.	64 80		
						98	H Northwestern St.	47 83		
						286	H Sam Houston St.	78 91		
						205	A Texas-San Antonio	60 79		
						203	A Texas-Arlington	48 84		

Non-Div I Games: Louisiana Col. 76 56 West Fla. 49 52 Loyola (La.) 74 78 Nicholls St.

Loss, Non-Conf, S Site, H Home A Away N Neutral

[illegible]

Norfolk St

N
o
r
f
o
l
k
s
t

Non-Div l Games:

Norfolk St.

Loss, Non-Conf, S Site, H Home A Away N Neutral

North Carolina

Through Games Of 2004 Final

Average RPI Win: 108		WON-LOST RECORD	WINNING PCT. RANK	LAST 10 GAMES	STRENGTH OF SCHEDULE	OPP. STRENGTH OF SCHEDULE	TEAM RPI	ADJ. RPI	CONF. RPI	ADJ CONF. RPI	
Average RPI Loss: 35											
DIV. I ONLY		24- 7	22	6- 4	68	21	25	27	4	4	
DIV. I NON-CONF.		10- 2	27	0- 1	160	76	46	46	3	4	
TOTALS		RPI 1-25	RPI 26-50	W-L RECORDS	RPI 51-100	RPI 150+					
24- 7		1- 4	2- 0	OVERALL	14- 2	4- 0					
14- 2		1- 1	1- 0	HOME	6- 1	4- 0					
7- 3		0- 2	1- 0	AWAY	6- 0	0- 0					
3- 2		0- 1	0- 0	NEUTRAL	2- 1	0- 0					
10- 2		1- 1	0- 0	NON-CONFERENCE	3- 1	4- 0					
8- 0		1- 0	0- 0	HOME	2- 0	4- 0					
1- 1		0- 1	0- 0	AWAY	1- 0	0- 0					
1- 1		0- 0	0- 0	NEUTRAL	0- 1	0- 0					
14- 5		0- 3	2- 0	CONFERENCE	11- 1	0- 0					
6- 2		0- 1	1- 0	HOME	4- 1	0- 0					
6- 2		0- 1	1- 0	AWAY	5- 0	0- 0					
2- 1		0- 1	0- 0	NEUTRAL	2- 0	0- 0					
RPI 1-25		RPI 26-50		Team's RPI: 27	RPI 51-100		RPI 101+				
RPI S	Opponent	Score	RPI S	Opponent	Score	RPI S	Opponent	Score	RPI S	Opponent	Score
2	A Duke	57 79	43	A Maryl and	72 59	55	A North Carolina St.	58 57	104	A Wake Forest	67 69
2	H Duke	79 89	43	H Maryl and	79 64				104	H Wake Forest	90 79
2	N Duke	47 63				55	H North Carolina St.	54 62	114	N South Carolina	77 53
3	H Penn St.	73 60							117	H Hofstra	92 45
23	A Old Domini on	68 73				55	N North Carolina St.	75 64	255	H Tenn.-Martin	101 63
						60	N Mi ddl e Tenn.	62 67	280	H South Carolina St.	90 51
						64	A Flori da St.	71 58	293	H UMBC	76 34
						64	H Flori da St.	66 60	317	H Wofford	94 40
						71	A Clemson	72 41			
						71	H Clemson	72 47			
						74	A Vi rgi ni a	75 70			
						74	H Vi rgi ni a	70 64			
						74	N Vi rgi ni a	64 45			
						76	H St. Franci s (Pa.)	80 44			
						78	H Western Mi ch.	81 52			
						83	A Georgi a Tech	58 46			
						83	H Georgi a Tech	63 56			
						93	A Kentucky	75 59			
LAST 10 Divi sion I GAMES:											
						64	A Flori da St.	71 58			
						83	A Georgi a Tech	58 46			
						43	H Maryl and	79 64			
						2	H Duke	79 89			
						55	H North Carolina St.	54 62			
						60	N Mi ddl e Tenn.	62 67			
						2	N Duke	47 63			
						55	N North Caroli na St.	75 64			
						74	N Vi rgi ni a	64 45			
						74	H Vi rgi ni a	70 64			

North Carolina

Non-Div I Games:

North Carolina

Loss,
Non-Conf, S Site,
H Home
A Away
N Neutral

Average RPI Win: 109
Average RPI Loss: 39

WON-LOST
RECORD

WINNING
PCT. RANK

LAST 10
GAMES

STRENGTH OF
SCHEDULE

OPP. STRENGTH
OF SCHEDULE

TEAM
RPI

ADJ.
RPI

CONF.
RPI

ADJ CONF.
RPI

DIV. I ONLY	16- 15	151	6- 4	16	31	56	55	4	4
DIV. I NON-CONF.	7- 6	133	0- 1	41	38	65	65	3	4

TOTALS	RPI 1-25	RPI 26-50	W-L RECORDS	RPI 51-100	RPI 150+
16- 15	0- 6	2- 4	OVERALL	8- 4	3- 0
9- 5	0- 2	1- 1	HOME	4- 1	2- 0
4- 7	0- 3	1- 1	AWAY	2- 3	0- 0
3- 3	0- 1	0- 2	NEUTRAL	2- 0	1- 0
7- 6	0- 4	0- 1	NON-CONFERENCE	2- 1	3- 0
5- 1	0- 1	0- 0	HOME	1- 0	2- 0
0- 3	0- 2	0- 0	AWAY	0- 1	0- 0
2- 2	0- 1	0- 1	NEUTRAL	1- 0	1- 0
9- 9	0- 2	2- 3	CONFERENCE	6- 3	0- 0
4- 4	0- 1	1- 1	HOME	3- 1	0- 0
4- 4	0- 1	1- 1	AWAY	2- 2	0- 0
1- 1	0- 0	0- 1	NEUTRAL	1- 0	0- 0

RPI S	Opponent	Score
2 A	Duke	56 75
2 H	Duke	57 90
4 A	Connecticut	53 87
6 H	Texas	56 69
11 A	Georgia	58 72
17 N	Baylor	63 79

RPI S	Opponent	Score
27 A	North Carolina	62 54
27 H	North Carolina	57 58
27 N	North Carolina	64 75
28 N	Auburn	59 79
43 A	Maryland	56 68
43 H	Maryland	61 45

RPI S	Opponent	Score
54 H	Loyola Marymount	84 50
64 A	Florida St.	79 64
64 H	Florida St.	65 55
68 N	Eastern Mich.	64 55
71 A	Clemson	64 77
71 H	Clemson	76 55
71 N	Clemson	45 43
74 A	Virginia	72 67
74 H	Virginia	62 66
83 A	Georgia Tech	61 76
83 H	Georgia Tech	75 71
91 A	Oregon	78 83

RPI S	Opponent	Score
104 A	Wake Forest	70 66
104 H	Wake Forest	66 70
121 H	East Caro.	88 51
122 H	Indiana	93 91
178 H	Florida A&M	72 65
284 H	Appalachian St.	82 42
318 N	Sacramento St.	69 42

LAST 10 Division I GAMES:

28 N	Auburn	59 79	64 H	Florida St.	65 55
27 N	North Carolina	64 75	74 A	Virginia	72 67
71 N	Clemson	45 43	71 H	Clemson	76 55
2 H	Duke	57 90	27 A	North Carolina	62 54
83 A	Georgia Tech	61 76	104 A	Wake Forest	70 66

Non-Div I Games: P. R. -Mayaguez 94 24

North Carolina St.

Loss, Non-Conf, S Site, H Home A Away N Neutral

North Texas

Average RPI Win: 175
Average RPI Loss: 105

WON-LOST
RECORD

WINNING
PCT. RANK

LAST 10
GAMES

STRENGTH OF
SCHEDULE

OPP. STRENGTH
OF SCHEDULE

TEAM
RPI

ADJ.
RPI

CONF.
RPI

ADJ CONF.
RPI

DIV. I ONLY
DIV. I NON-CONF.

11- 17
4- 8

220
227

4- 6
0- 0

66
51

119
79

142
134

142
131

10
11

10
11

TOTALS

RPI 1-25

RPI 26-50

W-L RECORDS

RPI 51-100

RPI 150+

11- 17

0- 3

0- 0

OVERALL

1- 5

6- 3

6- 6

0- 1

0- 0

HOME

0- 3

4- 1

3- 10

0- 2

0- 0

AWAY

1- 1

1- 2

2- 1

0- 0

0- 0

NEUTRAL

0- 1

1- 0

4- 8

0- 3

0- 0

NON-CONFERENCE

0- 0

2- 0

2- 2

0- 1

0- 0

HOME

0- 0

1- 0

0- 6

0- 2

0- 0

AWAY

0- 0

0- 0

2- 0

0- 0

0- 0

NEUTRAL

0- 0

1- 0

7- 9

0- 0

0- 0

CONFERENCE

1- 5

4- 3

4- 4

0- 0

0- 0

HOME

0- 3

3- 1

3- 4

0- 0

0- 0

AWAY

1- 1

1- 2

0- 1

0- 0

0- 0

NEUTRAL

0- 1

0- 0

RPI 1-25

RPI	S	Opponent	Score
6	A	Texas	50 91
8	H	Houston	62 74
18	A	TCU	53 91

RPI 26-50

RPI	S	Opponent	Score
-----	---	----------	-------

RPI 51-100

RPI	S	Opponent	Score
60	A	Middle Tenn.	55 64
60	N	Middle Tenn.	66 81
67	H	Western Ky.	60 65
77	A	South Ala.	53 51
77	H	South Ala.	50 61
80	H	Arkansas St.	47 60

RPI 101+

Team's RPI: 142

RPI	S	Opponent	Score
105	A	Texas A&M	62 72
109	N	Canisius	81 79
122	A	Indiana	60 79
124	A	Binghamton	57 59
130	A	Weber St.	65 70
134	H	Tex. A&M-Corp. Chris	59 43
137	H	Southern Methodist	66 70
146	A	Florida Int'l	55 53
149	A	New Mexico St.	72 83
149	H	New Mexico St.	54 52
155	N	Indiana St.	86 73
167	A	Denver	70 68
167	H	Denver	58 67
227	A	La. -Lafayette	50 53
227	H	La. -Lafayette	74 70
233	H	Ark. -Little Rock	63 41
246	A	New Orleans	78 80
246	H	New Orleans	67 56
286	H	Sam Houston St.	63 55

LAST 10 Division I GAMES:

60	N	Middle Tenn.	66	81	67	H	Western Ky.	60	65
77	H	South Ala.	50	61	60	A	Middle Tenn.	55	64
246	H	New Orleans	67	56	149	H	New Mexico St.	54	52
227	H	La. -Lafayette	74	70	227	A	La. -Lafayette	50	53
167	H	Denver	58	67	77	A	South Ala.	53	51

North Texas

North Texas

Non-Div I Games:

North Texas

Loss, Non-Conf, S Site, H Home A Away N Neutral

Northeastern																					
Average RPI Win:		208		WON-LOST RECORD		WINNING PCT. RANK		LAST 10 GAMES		STRENGTH OF SCHEDULE		OPP. STRENGTH OF SCHEDULE		TEAM RPI		ADJ. RPI		CONF. RPI		ADJ CONF. RPI	
Average RPI Loss:		147																			
DIV. I ONLY		15- 15		154		4- 6				215		187		194		189		16		16	
DIV. I NON-CONF.		6- 3		64		0- 0				267		236		142		140		16		16	

TOTALS		RPI 1-25				RPI 26-50				W-L RECORDS		RPI 51-100				RPI 150+					
15- 15		0- 0				0- 0				OVERALL		0- 5				10- 5					
10- 4		0- 0				0- 0				HOME		0- 2				6- 1					
2- 9		0- 0				0- 0				AWAY		0- 2				2- 4					
3- 2		0- 0				0- 0				NEUTRAL		0- 1				2- 0					
6- 3		0- 0				0- 0				NON-CONFERENCE		0- 0				3- 1					
5- 0		0- 0				0- 0				HOME		0- 0				2- 0					
0- 2		0- 0				0- 0				AWAY		0- 0				0- 1					
1- 1		0- 0				0- 0				NEUTRAL		0- 0				1- 0					
9- 12		0- 0				0- 0				CONFERENCE		0- 5				7- 4					
5- 4		0- 0				0- 0				HOME		0- 2				4- 1					
2- 7		0- 0				0- 0				AWAY		0- 2				2- 3					
2- 1		0- 0				0- 0				NEUTRAL		0- 1				1- 0					

RPI 1-25				RPI 26-50				RPI 51-100				RPI 101+		Team's RPI : 189							
RPI S	Opponent	Score		RPI S	Opponent	Score		RPI S	Opponent	Score		RPI S	Opponent	Score							
								59	A Maine	48	66	108	H Pennsylvani a	78	69						
								59	H Maine	55	72	111	N Seton Hall	49	53						
								96	A Boston U.	68	71	120	A Rhode Isl and	43	68						
								96	H Boston U.	60	68	124	A Bi nghamton	29	44						
								96	N Boston U.	53	71	124	H Bi nghamton	60	62						
												124	N Bi nghamton	63	53						
												143	H Qui nni pi ac	74	49						
												147	H Harvard	63	59						
												150	A Hartford	56	60						
												150	H Hartford	61	59						
												177	A Al bany (N. Y.)	73	52						
												177	H Al bany (N. Y.)	56	58						
												196	A Vermont	61	53						
												196	H Vermont	62	58						
												209	A New Hampshi re	52	58						
												209	H New Hampshi re	74	61						
												223	A Provi dence	48	62						
												242	H Fai rfi el d	68	58						
												267	H Massachusetts	69	56						
												274	A Stony Brook	70	79						
												274	H Stony Brook	92	68						
												293	A UMBC	51	61						
												293	H UMBC	91	78						
												293	N UMBC	55	30						
												306	N Eastern Ill.	68	58						

LAST 10 Division I GAMES:																					
								96	N Boston U.	53	71	177	H Al bany (N. Y.)	56	58						
								124	N Bi nghamton	63	53	59	A Maine	48	66						
								293	N UMBC	55	30	96	A Boston U.	68	71						
								274	H Stony Brook	92	68	124	H Bi nghamton	60	62						
								209	H New Hampshi re	74	61	293	A UMBC	51	61						

North eastern

North eastern

Non-Div I Games:

Northeastern

■ Loss, ■ Non-Conf, S Site, H Home A Away N Neutral

Average RPI Win: 251		WON-LOST RECORD		WINNING PCT. RANK		LAST 10 GAMES		STRENGTH OF SCHEDULE		OPP. STRENGTH OF SCHEDULE		TEAM RPI		ADJ. RPI		CONF. RPI		ADJ CONF. RPI	
DIV. I ONLY		12- 16		203		4- 6		197		227		222		222		20		20	
DIV. I NON-CONF.		7- 6		133		1- 0		173		272		147		150		20		20	
TOTALS		RPI 1-25		RPI 26-50		W-L RECORDS		RPI 51-100		RPI 150+									
12- 16		0- 0		0- 4		OVERALL		0- 3		11- 7									
6- 7		0- 0		0- 2		HOME		0- 1		5- 3									
5- 8		0- 0		0- 2		AWAY		0- 2		5- 3									
1- 1		0- 0		0- 0		NEUTRAL		0- 0		1- 1									
7- 6		0- 0		0- 2		NON-CONFERENCE		0- 1		6- 3									
4- 2		0- 0		0- 1		HOME		0- 0		3- 1									
2- 4		0- 0		0- 1		AWAY		0- 1		2- 2									
1- 0		0- 0		0- 0		NEUTRAL		0- 0		1- 0									
5- 10		0- 0		0- 2		CONFERENCE		0- 2		5- 4									
2- 5		0- 0		0- 1		HOME		0- 1		2- 2									
3- 4		0- 0		0- 1		AWAY		0- 1		3- 1									
0- 1		0- 0		0- 0		NEUTRAL		0- 0		0- 1									
RPI 1-25		Score		RPI 26-50		Score		RPI 51-100		Score		RPI 101+		Team's RPI: 222		Score			
RPI S Opponent				RPI S Opponent				RPI S Opponent				RPI S Opponent							
				36 A Montana		37 74		53 A UNLV		60 67		130 A Weber St.		63 80					
				36 H Montana		48 56		94 A Idaho St.		64 68		130 H Weber St.		56 58					
				38 A Ari zona		67 89		94 H Idaho St.		59 64		134 H Tex. A&M-Corp.		73 64					
				39 H Utah		45 69						Chris							
												153 H Bri gham Young		52 58					
												167 A Denver		66 61					
												198 H Paci fi c		74 56					
												199 A Wyomi ng		38 49					
												216 A Montana St.		77 62					
												216 H Montana St.		66 68					
												216 N Montana St.		54 72					
												229 A Eastern Wash.		66 73					
												229 H Eastern Wash.		73 60					
												238 A Long Beach St.		47 62					
												246 N New Orleans		63 58					
												285 H Tex. -Pan American		64 49					
												295 A Portland St.		75 69					
												295 H Portland St.		68 75					
												304 H Cal St. Northridge		68 55					
												307 A Nevada		60 44					
												318 A Sacramento St.		60 51					
												318 H Sacramento St.		78 61					

Non-Div I Games:

Northern Ariz.

Average RPI Win:		180	WON-LOST		WINNING	LAST 10	STRENGTH OF		OPP. STRENGTH	TEAM	ADJ.	CONF.	ADJ CONF.						
Average RPI Loss:		124	RECORD		PCT. RANK	GAMES	SCHEDULE		OF SCHEDULE	RPI	RPI	RPI	RPI						
DIV. I ONLY		12- 16			203	3- 7	148		117	183	176	12	12						
DIV. I NON-CONF.		5- 6			166	0- 0	123		123	140	139	13	13						
TOTALS		RPI 1-25			RPI 26-50	W-L RECORDS		RPI 51-100		RPI 150+									
12- 16		0- 1			0- 1	OVERALL		1- 4		7- 6									
8- 6		0- 0			0- 1	HOME		1- 2		6- 1									
4- 10		0- 1			0- 0	AWAY		0- 2		1- 5									
0- 0		0- 0			0- 0	NEUTRAL		0- 0		0- 0									
5- 6		0- 1			0- 1	NON-CONFERENCE		0- 0		2- 2									
3- 2		0- 0			0- 1	HOME		0- 0		2- 0									
2- 4		0- 1			0- 0	AWAY		0- 0		0- 2									
0- 0		0- 0			0- 0	NEUTRAL		0- 0		0- 0									
7- 10		0- 0			0- 0	CONFERENCE		1- 4		5- 4									
5- 4		0- 0			0- 0	HOME		1- 2		4- 1									
2- 6		0- 0			0- 0	AWAY		0- 2		1- 3									
0- 0		0- 0			0- 0	NEUTRAL		0- 0		0- 0									
RPI S Opponent		RPI 1-25	Score		RPI S Opponent	RPI 26-50	Score		RPI S Opponent	RPI 51-100	Score		RPI S Opponent	RPI 101+ Team's RPI: 176	Score				
9	A	Kansas St.	41	60	31	H	DePaul	60	70	68	H	Eastern Mi ch.	56	63	106	A	Bowl ing Green	102	97
										70	A	Mi ami (Ohi o)	67	75	106	H	Bowl ing Green	58	66
										72	H	Kent St.	56	55	113	A	Marshall	55	58
										78	A	Western Mi ch.	73	80	115	H	Western Ill.	56	61
										78	H	Western Mi ch.	69	79	118	A	Wi sconsin	68	65
															128	H	Wi s. -Mil waukee	55	53
															133	A	UTEP	62	59
															149	A	New Mexi co St.	55	60
															157	A	Tol edo	60	62
															159	A	Southeast Mo. St.	57	59
															165	A	Ball St.	57	70
															165	H	Ball St.	82	62
															165	H	Ball St.	71	80
															188	H	St. Loui s	67	61
															202	H	Ohi o	78	71
															231	A	Bradley	48	53
															247	H	Buffal o	66	47
															260	H	Loyol a (Ill.)	77	60
															273	A	Central Mi ch.	74	59
															273	H	Central Mi ch.	60	51
															289	A	Akron	42	43
						LAST 10 Division I GAMES:													
	</																		

Northern Ill.

Non-Div I Games:

Northern Ill.

Loss,
Non-Conf, S Site,
H Home
A Away
N Neutral

Average RPI Win: 184				WON-LOST RECORD		WINNING PCT. RANK		LAST 10 GAMES		STRENGTH OF SCHEDULE		OPP. STRENGTH OF SCHEDULE		TEAM RPI		ADJ. RPI		CONF. RPI		ADJ CONF. RPI	
DIV. I ONLY				12- 17		213		4- 6		122		123		178		174		14		14	
DIV. I NON-CONF.				4- 5		180		0- 0		112		109		136		134		10		10	
TOTALS		RPI 1-25		RPI 26-50		W-L RECORDS		RPI 51-100		RPI 150+											
12- 17		0- 1		0- 3		OVERALL		1- 3		9- 6											
7- 6		0- 1		0- 2		HOME		0- 1		6- 1											
2- 10		0- 0		0- 1		AWAY		0- 2		2- 5											
3- 1		0- 0		0- 0		NEUTRAL		1- 0		1- 0											
4- 5		0- 1		0- 1		NON-CONFERENCE		0- 1		2- 1											
2- 2		0- 1		0- 1		HOME		0- 0		1- 0											
0- 3		0- 0		0- 0		AWAY		0- 1		0- 1											
2- 0		0- 0		0- 0		NEUTRAL		0- 0		1- 0											
8- 12		0- 0		0- 2		CONFERENCE		1- 2		7- 5											
5- 4		0- 0		0- 1		HOME		0- 1		5- 1											
2- 7		0- 0		0- 1		AWAY		0- 1		2- 4											
1- 1		0- 0		0- 0		NEUTRAL		1- 0		0- 0											
RPI 1-25				RPI 26-50				RPI 51-100				RPI 101+ Team's RPI: 174									
RPI S	Opponent			Score			RPI S	Opponent			Score			RPI S	Opponent			Score			
8	H	Houston		58	63		40	H	Iowa		67	76		52	A	Creighton		64	81		
							44	A	Southwest Mo. St.		54	68		52	H	Creighton		56	69		
							44	H	Southwest Mo. St.		65	80		52	N	Creighton		71	65		
														62	A	Iowa St.		48	75		

Non-Div I Games:

Northern Iowa

Average RPI Win:		245	WON-LOST	WINNING	LAST 10	STRENGTH OF	OPP. STRENGTH	TEAM	ADJ.	CONF.	ADJ CONF.
Average RPI Loss:		83	RECORD	PCT. RANK	GAMES	SCHEDULE	OF SCHEDULE	RPI	RPI	RPI	RPI
DIV. I ONLY	21- 7	34	7- 3	245	204	97	98	32	32		
DIV. I NON-CONF.	3- 5	212	0- 1	21	8	83	83	24	24		
TOTALS	RPI 1-25	RPI 26-50	W-L RECORDS	RPI 51-100	RPI 150+						
21- 7	0- 2	0- 3	OVERALL	1- 0	20- 2						
11- 2	0- 1	0- 0	HOME	0- 0	11- 1						
8- 4	0- 1	0- 2	AWAY	0- 0	8- 1						
2- 1	0- 0	0- 1	NEUTRAL	1- 0	1- 0						
3- 5	0- 2	0- 3	NON-CONFERENCE	1- 0	2- 0						
0- 1	0- 1	0- 0	HOME	0- 0	0- 0						
1- 3	0- 1	0- 2	AWAY	0- 0	1- 0						
2- 1	0- 0	0- 1	NEUTRAL	1- 0	1- 0						
18- 2	0- 0	0- 0	CONFERENCE	0- 0	18- 2						
11- 1	0- 0	0- 0	HOME	0- 0	11- 1						
7- 1	0- 0	0- 0	AWAY	0- 0	7- 1						
0- 0	0- 0	0- 0	NEUTRAL	0- 0	0- 0						
RPI S	RPI 1-25	RPI 26-50	RPI 51-100	Team's RPI : 98	RPI 101+						
RPI S	Opponent	Score	RPI S	Opponent	Score	RPI S	Opponent	Score	RPI S	Opponent	Score
2	A Duke	51 103	28	A Auburn	52 103	72	N Kent St.	78 74	165	N Ball St.	82 80
2	H Duke	53 105	31	A DePaul	73 109				191	A La. -Monroe	63 74
			41	N Arkansas	62 78				191	H La. -Monroe	79 63
									203	H Texas-Arlington	77 69
									203	H Texas-Arlington	78 71
									205	A Texas-San Antonio	71 64
									205	H Texas-San Antonio	62 56
									205	H Texas-San Antonio	82 71
									217	A Stephen F. Austin	75 72
									217	H Stephen F. Austin	84 54
									261	H Texas St.	63 62
									268	A McNeese St.	65 51
									268	H McNeese St.	78 62
									286	A Sam Houston St.	81 61
									286	H Sam Houston St.	65 84
									286	H Sam Houston St.	69 61
									295	A Centenary (La.)	76 70
									300	A Southeastern La.	70 66
									321	A Lamar	81 71
									321	H Lamar	83 49
									324	A Nicholls St.	83 47
									324	H Nicholls St.	75 60
LAST 10 Division I GAMES:											
2	A Duke	51 103	217	A Stephen F. Austin	75 72						
203	H Texas-Arlington	78 71	205	H Texas-San Antonio	62 56						
205	H Texas-San Antonio	82 71	203	H Texas-Arlington	77 69						
286	H Sam Houston St.	69 61	286	H Sam Houston St.	65 84						
191	A La. -Monroe	63 74	300	A Southeastern La.	70 66						

Northwestern St.

Northwestern St.

Non-Div I Games: Tex. A&M-Commerce 84 58

Harding

84 48

Belhaven

88 43

Northwestern St.

Loss, Non-Conf, S Site, H Home A Away N Neutral

Average RPI Win:	97	WON-LOST	WINNING	LAST 10	STRENGTH OF	OPP. STRENGTH	TEAM	ADJ.	CONF.	ADJ CONF.
Average RPI Loss:	38	RECORD	PCT. RANK	GAMES	SCHEDULE	OF SCHEDULE	RPI	RPI	RPI	RPI

DIV. I ONLY	21- 11	68	7- 3	14	17	27	25	5	5
DIV. I NON-CONF.	9- 6	100	2- 1	9	9	28	26	6	6

TOTALS	RPI 1-25	RPI 26-50	W-L RECORDS	RPI 51-100	RPI 150+
21- 11	2- 7	7- 0	OVERALL	4- 3	6- 0
15- 0	2- 0	5- 0	HOME	3- 0	3- 0
5- 9	0- 5	1- 0	AWAY	1- 3	3- 0
1- 2	0- 2	1- 0	NEUTRAL	0- 0	0- 0
9- 6	0- 5	3- 0	NON-CONFERENCE	3- 1	1- 0
7- 0	0- 0	2- 0	HOME	2- 0	1- 0
1- 5	0- 4	0- 0	AWAY	1- 1	0- 0
1- 1	0- 1	1- 0	NEUTRAL	0- 0	0- 0
12- 5	2- 2	4- 0	CONFERENCE	1- 2	5- 0
8- 0	2- 0	3- 0	HOME	1- 0	2- 0
4- 4	0- 1	1- 0	AWAY	0- 2	3- 0
0- 1	0- 1	0- 0	NEUTRAL	0- 0	0- 0

RPI 1-25				Team's RPI: 25				RPI 26-50				RPI 51-100				RPI 101+			
RPI	S	Opponent	Score	RPI	S	Opponent	Score	RPI	S	Opponent	Score	RPI	S	Opponent	Score	RPI	S	Opponent	Score
1	A	Tennessee	59 83	26	H	Vi l lanova	38 36	56	A	Washi ngton	74 85	102	H	Val parai so	74 57				
3	N	Penn St.	49 55	28	N	Auburn	77 64	58	A	West Vi rgi ni a	51 64	111	A	Seton Hall	45 51				
4	H	Connecti cut	66 51	29	H	Vi rgi ni a Tech	53 40	60	H	Mi ddl e Tenn.	59 46	118	H	Wi sconsi n	82 64				
5	A	Purdue	63 76	32	A	Mi ami (Fl a.)	59 50	61	H	Southern Cal i forni a	73 62	166	A	St. John's (N. Y.)	69 56				
16	H	Boston Col lege	52 50	32	H	Mi ami (Fl a.)	93 58					192	A	Syracuse	64 35				
21	A	Mi chi gan St.	63 92	34	H	Marquette	72 64	88	A	Georgetown	73 76	192	H	Syracuse	54 33				
22	A	Col orado	63 67	44	H	Southwest Mo. St.	69 65	88	H	Georgetown	66 52	215	A	Pi ttsburgh	72 68				
24	A	Rutgers	55 69					95	A	Col orado St.	63 59	223	H	Provi dence	81 51				
24	N	Rutgers	45 51									283	H	Dayton	78 41				
								LAST 10 Division I GAMES:											
								3	N	Penn St.	49 55	24	A	Rutgers	55 69				
								60	H	Mi ddl e Tenn.	59 46	32	H	Mi ami (Fl a.)	93 58				
								44	H	Southwest Mo. St.	69 65	215	A	Pi ttsburgh	72 68				
								24	N	Rutgers	45 51	166	A	St. John's (N. Y.)	69 56				
								192	H	Syracuse	54 33	223	H	Provi dence	81 51				

Non-Div I Games:

Notre Dame

Oakland				Through Games Of 2004 Final							
Average RPI Win:		WON-LOST RECORD		WINNING PCT. RANK	LAST 10 GAMES	STRENGTH OF SCHEDULE	OPP. STRENGTH OF SCHEDULE	TEAM RPI	ADJ. RPI	CONF. RPI	ADJ CONF. RPI
220		108									
DIV. I ONLY	17- 11	92	6- 4	190	166	124	123	18	19		
DIV. I NON-CONF.	7- 4	81	0- 0	141	106	91	91	19	19		

TOTALS	RPI 1-25	RPI 26-50	W-L RECORDS	RPI 51-100	RPI 150+						
17- 11	0- 2	0- 1	OVERALL	0- 0	13- 3						
8- 4	0- 1	0- 0	HOME	0- 0	8- 0						
8- 5	0- 1	0- 0	AWAY	0- 0	4- 2						
1- 2	0- 0	0- 1	NEUTRAL	0- 0	1- 1						
7- 4	0- 2	0- 1	NON-CONFERENCE	0- 0	5- 0						
3- 1	0- 1	0- 0	HOME	0- 0	3- 0						
3- 2	0- 1	0- 0	AWAY	0- 0	1- 0						
1- 1	0- 0	0- 1	NEUTRAL	0- 0	1- 0						
10- 7	0- 0	0- 0	CONFERENCE	0- 0	8- 3						
5- 3	0- 0	0- 0	HOME	0- 0	5- 0						
5- 3	0- 0	0- 0	AWAY	0- 0	3- 2						
0- 1	0- 0	0- 0	NEUTRAL	0- 0	0- 1						
RPI 1-25				RPI 26-50		RPI 51-100		RPI 101+ Team's RPI: 123			
RPI S	Opponent	Score		RPI S	Opponent	Score		RPI S	Opponent	Score	
15	H Florida	72 76		34	N Marquette	49 73		102	A Valparaiso	59 54	
16	A Boston College	60 68						102	H Valparaiso	56 61	
								106	A Bowling Green	70 63	
								115	A Western Ill.	67 83	
								115	H Western Ill.	69 73	
								125	A Detroit	57 45	
								135	A Niagara	64 75	
								139	A UMKC	54 52	
								139	H UMKC	72 78	
								164	A Oral Roberts	63 70	
								164	H Oral Roberts	61 45	
								164	N Oral Roberts	49 57	
								181	N Columbia	64 59	
								187	A Southern Utah	66 74	
								187	H Southern Utah	73 61	
								202	H Ohio	79 55	
								247	A Buffalo	64 55	
								271	A IUPUI	70 58	
								271	H IUPUI	78 63	
								273	H Central Mich.	69 57	
								289	H Akron	51 47	
								295	A Centenary (La.)	68 53	
								295	H Centenary (La.)	75 60	
								298	A Chicago St.	61 46	
								298	H Chicago St.	68 43	
				LAST 10 Division I GAMES:							
				164	N Oral Roberts	49 57		139	A UMKC	54 52	
				115	H Western Ill.	69 73		187	A Southern Utah	66 74	
				271	A IUPUI	70 58		298	H Chicago St.	68 43	
				164	A Oral Roberts	63 70		102	A Valparaiso	59 54	
				295	H Centenary (La.)	75 60		164	H Oral Roberts	61 45	

Non-Div I Games:

Oakland

Average RPI Win: 232		WON-LOST RECORD	WINNING PCT. RANK	LAST 10 GAMES	STRENGTH OF SCHEDULE	OPP. STRENGTH OF SCHEDULE	TEAM RPI	ADJ. RPI	CONF. RPI	ADJ. CONF. RPI
DIV. I ONLY	13- 15	179	6- 4	200	173	204	202	12	12	
DIV. I NON-CONF.	6- 5	127	0- 0	219	271	178	177	13	13	
TOTALS		RPI 1-25	RPI 26-50	W-L RECORDS	RPI 51-100	RPI 150+				
13- 15	0- 0	0- 1	OVERALL	2- 4	10- 5					
5- 7	0- 0	0- 0	HOME	1- 2	4- 2					
6- 8	0- 0	0- 1	AWAY	1- 2	5- 3					
2- 0	0- 0	0- 0	NEUTRAL	0- 0	1- 0					
6- 5	0- 0	0- 1	NON-CONFERENCE	0- 1	5- 1					
2- 2	0- 0	0- 0	HOME	0- 1	2- 0					
2- 3	0- 0	0- 1	AWAY	0- 0	2- 1					
2- 0	0- 0	0- 0	NEUTRAL	0- 0	1- 0					
7- 10	0- 0	0- 0	CONFERENCE	2- 3	5- 4					
3- 5	0- 0	0- 0	HOME	1- 1	2- 2					
4- 5	0- 0	0- 0	AWAY	1- 2	3- 2					
0- 0	0- 0	0- 0	NEUTRAL	0- 0	0- 0					
RPI 1-25		RPI 26-50		RPI 51-100		RPI 101+		Team's RPI: 202		
RPI S	Opponent	Score	RPI S	Opponent	Score	RPI S	Opponent	Score		
30	A Ohio St.	50 83	68	H Eastern Mi ch.	89 81	106	H Bowl ing Green	55 76		
			70	A Mi ami (Ohi o)	70 82	113	A Marshal l	52 56		
			70	H Mi ami (Ohi o)	74 82	113	H Marshal l	63 86		
			72	A Kent St.	49 72	123	A Oakl and	55 79		
			75	H Austin Peay	53 69	125	H Detroit t	44 47		
			78	A Western Mi ch.	74 72	140	N Del aware St.	52 44		
						157	A Tol edo	65 68		
						157	H Tol edo	49 67		
						165	H Ball St.	70 73		
						176	A Northern Ill.	71 78		
						195	A Evansville	59 72		
						230	A Cl evel and St.	68 59		
						240	A Morehead St.	74 69		
						247	A Buffal o	62 56		
						247	H Buffal o	85 65		
						273	A Central Mi ch.	53 48		
						289	A Akron	75 63		
						289	H Akron	69 54		
						297	H Wri ght St.	68 61		
						311	N Central Conn. St.	76 56		
						313	H Wi nthrop	96 66		
			LAST 10 Division I GAMES:							
			157	A Tol edo	65 68	70	H Mi ami (Ohi o)	74 82		
			247	A Buffal o	62 56	289	H Akron	69 54		
			113	A Marshal l	52 56	106	H Bowl ing Green	55 76		
			68	H Eastern Mi ch.	89 81	247	H Buffal o	85 65		
			78	A Western Mi ch.	74 72	273	A Central Mi ch.	53 48		

Non-Div I Games:

Ohio

Loss,
Non-Conf, S Site,
H Home
A Away
N Neutral

Average RPI Win: 115
Average RPI Loss: 30

Average RPI Win: 115		WON-LOST RECORD		WINNING PCT. RANK		LAST 10 GAMES		STRENGTH OF SCHEDULE		OPP. STRENGTH OF SCHEDULE		TEAM RPI		ADJ. RPI		CONF. RPI		ADJ CONF. RPI	
DIV. I ONLY		21- 10		59		8- 2		38		30		31		30		3		3	
DIV. I NON-CONF.		9- 4		58		1- 1		77		96		51		51		2		2	
TOTALS		RPI 1-25		RPI 26-50		W-L RECORDS		RPI 51-100		RPI 150+									
21- 10		4- 7		2- 1		OVERALL		2- 1		7- 0									
13- 4		1- 4		0- 0		HOME		1- 0		6- 0									
7- 5		2- 2		2- 1		AWAY		1- 1		1- 0									
1- 1		1- 1		0- 0		NEUTRAL		0- 0		0- 0									
9- 4		0- 2		1- 1		NON-CONFERENCE		1- 1		5- 0									
8- 1		0- 1		0- 0		HOME		1- 0		5- 0									
1- 3		0- 1		1- 1		AWAY		0- 1		0- 0									
0- 0		0- 0		0- 0		NEUTRAL		0- 0		0- 0									
12- 6		4- 5		1- 0		CONFERENCE		1- 0		2- 0									
5- 3		1- 3		0- 0		HOME		0- 0		1- 0									
6- 2		2- 1		1- 0		AWAY		1- 0		1- 0									
1- 1		1- 1		0- 0		NEUTRAL		0- 0		0- 0									
RPI 1-25		RPI 26-50		Team's RPI: 30		RPI 51-100		RPI 101+											
RPI S	Opponent	Score		RPI S	Opponent	Score		RPI S	Opponent	Score		RPI S	Opponent	Score					
3	H Penn St.	64	70	37	A UC Santa Barb.	73	59	58	H West Vi rgi ni a	73	67	101	A Illi noi s	51	52				
5	A Purdue	54	57	40	A Iowa	93	82	65	A Nebraska	55	60	101	H Illi noi s	76	57				
5	H Purdue	68	74	50	A UCLA	56	71	79	A Mi chi gan	51	49	108	H Pennsylvani a	95	54				
5	N Purdue	61	67									118	A Wi sconsi n	72	56				
16	H Boston Col lege	48	63									118	H Wi sconsi n	65	46				
20	A Mi nnesota	76	62									122	H Indi ana	71	65				
20	H Mi nnesota	75	57									129	H UNC Wi lmi ngton	70	42				
20	N Mi nnesota	58	50									156	A Northwestern	77	35				
21	A Mi chi gan St.	72	53									156	H Northwestern	57	46				
21	H Mi chi gan St.	47	55									166	H St. John' s (N.Y.)	67	53				
24	A Rutgers	53	56									178	H Fl ori da A&M	71	56				
												202	H Ohi o	83	50				
												271	H I UPUI	96	48				
												297	H Wri ght St.	88	45				
LAST 10 Di v										i si on I GAMES:									
16		H Boston Col lege		48		63		20		A Mi nnesota		76		62					
58		H West Vi rgi ni a		73		67		101		H Illi noi s		76		57					
5		N Purdue		61		67		156		H Northwestern		57		46					
20		N Mi nnesota		58		50		21		A Mi chi gan St.		72		53					
118		A Wi sconsi n		72		56		20		H Mi nnesota		75		57					

Non-Div l Games:

Ohi o St.

Loss, Non-Conf, S Site, H Home A Away N Neutral

Average RPI Win: 101		WON-LOST RECORD		WINNING PCT. RANK		LAST 10 GAMES		STRENGTH OF SCHEDULE		OPP. STRENGTH OF SCHEDULE		TEAM RPI		ADJ. RPI		CONF. RPI		ADJ CONF. RPI	
Average RPI Loss: 20																			
DIV. I ONLY		24- 9		44		7- 3		12		14		15		14		2		2	
DIV. I NON-CONF.		11- 2		20		1- 1		61		51		20		20		4		3	
TOTALS		RPI 1-25		RPI 26-50		W-L RECORDS		RPI 51-100				RPI 150+							
24- 9		6- 7		1- 1		OVERALL		3- 1				6- 0							
10- 3		2- 3		1- 0		HOME		1- 0				3- 0							
7- 5		1- 3		0- 1		AWAY		1- 1				2- 0							
7- 1		3- 1		0- 0		NEUTRAL		1- 0				1- 0							
11- 2		0- 2		1- 0		NON-CONFERENCE		2- 0				5- 0							
4- 1		0- 1		1- 0		HOME		0- 0				2- 0							
4- 0		0- 0		0- 0		AWAY		1- 0				2- 0							
3- 1		0- 1		0- 0		NEUTRAL		1- 0				1- 0							
13- 7		6- 5		0- 1		CONFERENCE		1- 1				1- 0							
6- 2		2- 2		0- 0		HOME		1- 0				1- 0							
3- 5		1- 3		0- 1		AWAY		0- 1				0- 0							
4- 0		3- 0		0- 0		NEUTRAL		0- 0				0- 0							
RPI 1-25		Team's RPI: 14		RPI 26-50		RPI 51-100		RPI 101+											
RPI	S	Opponent	Score	RPI	S	Opponent	Score	RPI	S	Opponent	Score	RPI	S	Opponent	Score				
1	H	Tennessee	55 71	39	H	Utah	73 65	62	A	Iowa St.	51 69	101	H	Illinois	70 53				
6	A	Texas	58 63	47	A	Missouri	65 77	65	H	Nebraska	70 51	105	A	Texas A&M	65 56				
6	H	Texas	54 57					90	N	Marist	58 45	105	H	Texas A&M	56 46				
6	N	Texas	66 47					99	A	Pepperdine	95 77	105	N	Texas A&M	60 47				
9	A	Kansas St.	65 74									107	N	Siena	85 70				
9	N	Kansas St.	78 66									137	A	Southern Methodist	85 63				
12	N	Stanford	43 68									145	A	Oklahoma St.	78 44				
13	A	Texas Tech	68 62									145	H	Oklahoma St.	87 37				
13	H	Texas Tech	64 53									159	H	Southeast Mo. St.	83 48				
17	A	Baylor	62 77									163	H	Kansas	83 59				
17	H	Baylor	67 74									164	N	Oral Roberts	90 42				
22	H	Colorado	78 58									171	H	Wichita St.	89 50				
22	N	Colorado	63 56									216	A	Montana St.	90 59				
												217	A	Stephen F. Austin	79 52				
LAST 10 Division I GAMES:																			
12 N Stanford 43 68				105 N Texas A&M 60 47				6 H Texas 54 57											
90 N Marist 58 45				145 A Oklahoma St. 78 44				13 H Texas Tech 64 53											
6 N Texas 66 47				17 A Baylor 62 77															
9 N Kansas St. 78 66																			
22 N Colorado 63 56																			

Non-Div I Games:

Oklahoma

Loss,
Non-Conf, S Site,
H Home
A Away
N Neutral

Average RPI Win:		150	WON-LOST		WINNING	LAST 10	STRENGTH OF		OPP. STRENGTH	TEAM	ADJ.	CONF.	ADJ CONF.						
Average RPI Loss:		59	RECORD		PCT. RANK	GAMES	SCHEDULE		OF SCHEDULE	RPI	RPI	RPI	RPI						
DIV. I ONLY		8- 20	270		0- 10		42		37		145	145	2	2					
DIV. I NON-CONF.		5- 6	166		0- 0		161		156		171	173	4	3					
TOTALS		RPI 1-25	RPI 26-50		W-L RECORDS		RPI 51-100		RPI 150+										
8- 20		2- 9	0- 3		OVERALL		1- 4		4- 3										
6- 7		2- 4	0- 1		HOME		1- 1		2- 1										
1- 11		0- 5	0- 1		AWAY		0- 2		1- 2										
1- 2		0- 0	0- 1		NEUTRAL		0- 1		1- 0										
5- 6		1- 0	0- 1		NON-CONFERENCE		0- 3		4- 2										
3- 2		1- 0	0- 0		HOME		0- 1		2- 1										
1- 3		0- 0	0- 1		AWAY		0- 1		1- 1										
1- 1		0- 0	0- 0		NEUTRAL		0- 1		1- 0										
3- 14		1- 9	0- 2		CONFERENCE		1- 1		0- 1										
3- 5		1- 4	0- 1		HOME		1- 0		0- 0										
0- 8		0- 5	0- 0		AWAY		0- 1		0- 1										
0- 1		0- 0	0- 1		NEUTRAL		0- 0		0- 0										
RPI S Opponent		RPI 1-25 Score	RPI S Opponent		RPI 26-50 Score		RPI S Opponent		RPI 51-100 Score		RPI S Opponent		Team's RPI : 145 Score						
6	A	Texas	45	67	41	A	Arkansas	55	75	56	A	Washington	65	89	105	A	Texas A&M	52	65
6	H	Texas	52	75	47	H	Missouri	46	71	62	H	Iowa St.	74	59	105	H	Texas A&M	67	65
9	H	Kansas St.	44	76	47	N	Missouri	52	75	65	A	Nebraska	41	64	163	A	Kansas	61	74
13	A	Texas Tech	43	106						77	H	South Al a.	59	68	171	A	Wichi ta St.	49	54
13	H	Texas Tech	88	87						92	N	Tul sa	56	58	190	H	Fresno St.	67	60
14	A	Okl ahoma	37	87											203	H	Texas-Arlington	57	59
14	H	Okl ahoma	44	78											253	A	Santa Clara	91	87
17	A	Bayl or	61	76											266	N	Yal e	74	51
17	H	Bayl or	60	70											286	H	Sam Houston St.	76	52
21	H	Mi chi gan St.	62	60															
22	A	Col orado	57	72															
LAST 10 Division I GAMES:																			
47	N	Missouri	52	75	47	H	Missouri	46	71	65	A	Nebraska	41	64	6	H	Texas	52	75
17	H	Bayl or	60	70	65	A	Nebraska	41	64	105	A	Texas A&M	52	65	163	A	Kansas	61	74
14	H	Okl ahoma	44	78															
22	A	Col orado	57	72															
17	A	Bayl or	61	76															

Non-Div I Games:

Oklahoma St.

Loss,
Non-Conf, S Site,
H Home
A Away
N Neutral

Average RPI Win: 229		WON-LOST	WINNING	LAST 10	STRENGTH OF	OPP. STRENGTH	TEAM	ADJ.	CONF.	ADJ CONF.
Average RPI Loss: 132		RECORD	PCT. RANK	GAMES	SCHEDULE	OF SCHEDULE	RPI	RPI	RPI	RPI
DIV. I ONLY		15- 13	137	7- 3	183	224	163	164	18	19
DIV. I NON-CONF.		4- 5	180	0- 0	221	278	212	212	19	19
TOTALS		RPI 1-25	RPI 26-50	W-L RECORDS	RPI 51-100	RPI 150+				
15- 13		0- 1	0- 1	OVERALL	0- 1	11- 3				
7- 3		0- 0	0- 0	HOME	0- 0	5- 1				
6- 8		0- 0	0- 1	AWAY	0- 1	6- 2				
2- 2		0- 1	0- 0	NEUTRAL	0- 0	0- 0				
4- 5		0- 1	0- 1	NON-CONFERENCE	0- 1	4- 2				
1- 1		0- 0	0- 0	HOME	0- 0	1- 1				
3- 3		0- 0	0- 1	AWAY	0- 1	3- 1				
0- 1		0- 1	0- 0	NEUTRAL	0- 0	0- 0				
11- 8		0- 0	0- 0	CONFERENCE	0- 0	7- 1				
6- 2		0- 0	0- 0	HOME	0- 0	4- 0				
3- 5		0- 0	0- 0	AWAY	0- 0	3- 1				
2- 1		0- 0	0- 0	NEUTRAL	0- 0	0- 0				
RPI 1-25		RPI 26-50		RPI 51-100		RPI 101+		Team's RPI: 164		
RPI S	Opponent	Score	RPI S	Opponent	Score	RPI S	Opponent	Score		
14 N	Oklahoma	42 90	44 A	Southwest Mo. St.	37 90	92 A	Tulsa	60 67	102 A	Valparaiso 47 65
									102 H	Valparaiso 67 66
									102 N	Valparaiso 63 64
									115 A	Western Ill. 46 71
									115 H	Western Ill. 45 54
									115 N	Western Ill. 72 70
									123 A	Oakland 45 61
									123 H	Oakland 70 63
									123 N	Oakland 57 49
									139 A	UMKC 56 60
									139 H	UMKC 52 79
									187 A	Southern Utah 75 65
									187 H	Southern Utah 67 66
									203 H	Texas-Arlington 71 74
									261 A	Texas St. 70 56
									263 A	San Diego 57 77
									271 A	IUPUI 62 67
									271 H	IUPUI 89 65
									278 A	San Diego St. 63 54
									285 A	Texas-Pan American 67 57
									295 A	Centenary (La.) 81 50
									295 H	Centenary (La.) 68 67
									298 A	Chicago St. 63 54
									298 H	Chicago St. 75 52
									314 H	Ark.-Pine Bluff 89 63
		LAST 10 Division I GAMES:								
			102 N	Valparaiso 63 64		298 H	Chicago St. 75 52			
			115 N	Western Ill. 72 70		123 H	Oakland 70 63			
			123 N	Oakland 57 49		102 A	Valparaiso 47 65			
			295 A	Centenary (La.) 81 50		115 A	Western Ill. 46 71			
			187 H	Southern Utah 67 66		271 H	IUPUI 89 65			

Non-Div I Games: Newman 98 49 Bacone 119 29 Oral Roberts

Loss, Non-Conf, S Site, H Home A Away N Neutral

Average RPI Win: 110		WON-LOST RECORD	WINNING PCT. RANK	LAST 10 GAMES	STRENGTH OF SCHEDULE	OPP. STRENGTH OF SCHEDULE	TEAM RPI	ADJ. RPI	CONF. RPI	ADJ CONF. RPI	
Average RPI Loss: 69											
DIV. I ONLY		14- 15	166	4- 6	74	52	95	91	6	6	
DIV. I NON-CONF.		8- 2	34	0- 0	50	58	26	27	5	5	
TOTALS		RPI 1-25	RPI 26-50	W-L RECORDS	RPI 51-100	RPI 150+					
14- 15		2- 1	2- 4	OVERALL	3- 7	4- 1					
9- 5		2- 0	1- 2	HOME	2- 3	2- 0					
4- 9		0- 1	1- 2	AWAY	0- 4	2- 1					
1- 1		0- 0	0- 0	NEUTRAL	1- 0	0- 0					
8- 2		1- 0	1- 1	NON-CONFERENCE	2- 0	2- 1					
5- 0		1- 0	1- 0	HOME	1- 0	1- 0					
2- 2		0- 0	0- 1	AWAY	0- 0	1- 1					
1- 0		0- 0	0- 0	NEUTRAL	1- 0	0- 0					
6- 13		1- 1	1- 3	CONFERENCE	1- 7	2- 0					
4- 5		1- 0	0- 2	HOME	1- 3	1- 0					
2- 7		0- 1	1- 1	AWAY	0- 4	1- 0					
0- 1		0- 0	0- 0	NEUTRAL	0- 0	0- 0					
RPI 1-25		RPI 26-50		RPI 51-100		Team's RPI: 91		RPI 101+			
RPI S	Opponent	Score	RPI S	Opponent	Score	RPI S	Opponent	Score	RPI S	Opponent	Score
7	H LSU	76 67	35	A George Washi ngton	52 72	55	H North Caroli na St.	83 78	102	H Val parai so	60 47
12	A Stanford	51 77	36	H Montana	53 52				103	A Gonzaga	73 57
12	H Stanford	67 66	38	A Ari zona	58 84	56	A Washi ngton	50 95	126	A Cal i forni a	57 61
			38	H Ari zona	66 70	56	H Washi ngton	56 67	126	H Cal i forni a	77 62
			50	A UCLA	61 55	57	A Ari zona St.	40 65	126	N Cal i forni a	57 82
			50	H UCLA	57 63	57	H Ari zona St.	67 69	163	H Kansas	54 51
						61	A Southern	56 71	182	A Portl and	58 76
							Cal i forni a		224	A Washi ngton St.	60 50
						61	H Southern	55 69	224	H Washi ngton St.	74 52
							Cal i forni a		253	A Santa Cl ara	68 56
						86	A Oregon St.	61 75			
						86	H Oregon St.	56 54			
						95	N Col orado St.	62 50			
LAST 10 Div sion I GAMES:											
126	N Cal i forni a	57 82	56	H Washi ngton	56 67						
126	H Cal i forni a	77 62	224	H Washi ngton St.	74 52						
12	H Stanford	67 66	86	A Oregon St.	61 75						
38	A Ari zona	58 84	61	A Southern Cal i forni a	56 71						
57	A Ari zona St.	40 65	50	A UCLA	61 55						

Average RPI Win: 129

Average RPI Loss: 57

WON-LOST
RECORDWINNING
PCT. RANKLAST 10
GAMESSTRENGTH OF
SCHEDULEOPP. STRENGTH
OF SCHEDULETEAM
RPIADJ.
RPICONF.
RPIADJ CONF.
RPI

DIV. I ONLY

16- 15

151

4- 6

84

54

87

86

6

6

DIV. I NON-CONF.

7- 4

81

2- 1

90

68

66

66

5

5

TOTALS

RPI 1-25

RPI 26-50

W-L RECORDS

RPI 51-100

RPI 150+

16- 15

0- 2

2- 6

OVERALL

6- 5

5- 0

8- 5

0- 1

2- 2

HOME

3- 1

1- 0

6- 8

0- 1

0- 2

AWAY

3- 4

2- 0

2- 2

0- 0

0- 2

NEUTRAL

0- 0

2- 0

7- 4

0- 0

1- 2

NON-CONFERENCE

2- 1

2- 0

3- 1

0- 0

1- 1

HOME

0- 0

0- 0

3- 2

0- 0

0- 0

AWAY

2- 1

1- 0

1- 1

0- 0

0- 1

NEUTRAL

0- 0

1- 0

9- 11

0- 2

1- 4

CONFERENCE

4- 4

3- 0

5- 4

0- 1

1- 1

HOME

3- 1

1- 0

3- 6

0- 1

0- 2

AWAY

1- 3

1- 0

1- 1

0- 0

0- 1

NEUTRAL

0- 0

1- 0

RPI 1-25

RPI 26-50

RPI 51-100

Team's RPI: 86

RPI 101+

RPI S Opponent

Score

RPI S Opponent

Score

RPI S Opponent

Score

RPI S Opponent

Score

12 A Stanford

65 88

38 A Ari zona

54 77

52 A Creighton

64 74

103 H Gonzaga

69 64

12 H Stanford

66 67

38 H Ari zona

54 65

56 A Washi ngton

74 87

126 A Cal i forni a

70 67

38 N Ari zona

58 81

56 H Washi ngton

62 59

126 H Cal i forni a

57 66

39 H Utah

71 62

57 A Ari zona St.

60 73

134 H Tex. A&M-Corp.

68 53

41 N Arkansas

50 58

57 H Ari zona St.

56 63

Chris

44 H Southwest Mo. St.

69 71

61 A Southern

73 66

144 A Tul ane

58 73

50 A UCLA

58 91

Cal i forni a

223 N Provi dence

60 50

50 H UCLA

82 68

61 H Southern

72 67

224 A Washi ngton St.

62 51

Cal i forni a

224 H Washi ngton St.

65 55

65 A Nebraska

75 67

224 N Washi ngton St.

67 43

89 A Ci nci nnati

61 55

295 A Portl and St.

68 52

91 A Oregon

54 56

91 H Oregon

75 61

LAST 10 Division I GAMES:

52 A Creighton

64 74

12 H Stanford

66 67

65 A Nebraska

75 67

126 H Cal i forni a

57 66

103 H Gonzaga

69 64

57 A Ari zona St.

60 73

38 N Ari zona

58 81

38 A Ari zona

54 77

224 N Washi ngton St.

67 43

224 H Washi ngton St.

65 55

Non-Div I Games: Utah Valley St. 72 38

Oregon St.

Loss, Non-Conf, S Site, H Home A Away N Neutral

Through Games of 2007 Final																			
Average RPI Win: 272		WON-LOST RECORD		WINNING PCT. RANK		LAST 10 GAMES		STRENGTH OF SCHEDULE		OPP. STRENGTH OF SCHEDULE		TEAM RPI		ADJ. RPI		CONF. RPI		ADJ CONF. RPI	
Average RPI Loss: 135																			
DIV. I ONLY		15- 14		145		6- 4		211		258		194		198		27		27	
DIV. I NON-CONF.		1- 8		293		0- 0		133		126		259		260		27		26	
TOTALS		RPI 1-25		RPI 26-50		W-L RECORDS		RPI 51-100		RPI 150+									
15- 14		0- 3		0- 2		OVERALL		0- 1		14- 6									
9- 3		0- 0		0- 1		HOME		0- 1		8- 1									
5- 10		0- 3		0- 1		AWAY		0- 0		5- 5									
1- 1		0- 0		0- 0		NEUTRAL		0- 0		1- 0									
1- 8		0- 3		0- 0		NON-CONFERENCE		0- 1		1- 4									
1- 2		0- 0		0- 0		HOME		0- 1		1- 1									
0- 6		0- 3		0- 0		AWAY		0- 0		0- 3									
0- 0		0- 0		0- 0		NEUTRAL		0- 0		0- 0									
14- 6		0- 0		0- 2		CONFERENCE		0- 0		13- 2									
8- 1		0- 0		0- 1		HOME		0- 0		7- 0									
5- 4		0- 0		0- 1		AWAY		0- 0		5- 2									
1- 1		0- 0		0- 0		NEUTRAL		0- 0		1- 0									
RPI 1-25		RPI 26-50		RPI 51-100		Team's RPI: 198													
RPI S	Opponent	Score	RPI S	Opponent	Score	RPI S	Opponent	Score	RPI S	Opponent	Score								
12	A Stanford	25 86	37	A UC Santa Barb.	48 73	81	H Wisconsin-Green Bay	63 74	112	A Idaho	51 72								
13	A Texas Tech	39 100	37	H UC Santa Barb.	41 65				112	H Idaho	74 73								
17	A Baylor	51 88							112	N Idaho	68 71								
									186	A St. Mary's (Cal.)	45 46								
									222	A Northern Ari z.	56 74								
									237	A Cal Poly	63 75								
									237	H Cal Poly	78 69								
									238	A Long Beach St.	71 62								
									238	H Long Beach St.	67 63								
									253	H Santa Clara	59 60								
									263	A San Diego	66 70								
									281	A Cal St. Fullerton	80 70								
									281	H Iona	74 63								
									281	H Cal St. Fullerton	75 64								
									281	N Cal St. Fullerton	78 59								
									299	A UC Ri versi de	72 68								
									299	H UC Ri versi de	65 61								
									304	A Cal St. Northrid ge	61 64								
									304	H Cal St. Northrid ge	82 73								
									308	A Utah St.	67 52								
									308	H Utah St.	67 58								
									309	A UC Irvi ne	62 57								
									309	H UC Irvi ne	72 66								
LAST 10 Div						ision I GAMES:													
112 N Idaho						68 71						237 H Cal Poly 78 69							
281 N Cal St. Fullerton						78 59						37 H UC Santa Barb. 41 65							
299 A UC Ri versi de						72 68						308 A Utah St. 67 52							
281 A Cal St. Fullerton						80 70						112 A Idaho 51 72							
304 A Cal St. Northrid ge						61 64						238 H Long Beach St. 67 63							

Non-Div l Games:

Paci fi c

Loss, Non-Conf, S Site, H Home A Away N Neutral

Penn St.

Penn St.				Through Games Of 2004 Final							
Average RPI Win: 60		WON-LOST	WINNING	LAST 10	STRENGTH OF	OPP. STRENGTH	TEAM	ADJ.	CONF.	ADJ CONF.	
Average RPI Loss: 16		RECORD	PCT. RANK	GAMES	SCHEDULE	OF SCHEDULE	RPI	RPI	RPI	RPI	
DIV. I ONLY		28- 6	11	8- 2	2	2	4	3	3	3	
DIV. I NON-CONF.		11- 4	46	3- 1	3	6	6	6	2	2	
<hr/>											
TOTALS		RPI 1-25	RPI 26-50	W-L RECORDS	RPI 51-100	RPI 150+					
28- 6		11- 5	6- 1	OVERALL	3- 0	2- 0					
12- 1		6- 1	1- 0	HOME	1- 0	2- 0					
10- 3		2- 2	4- 1	AWAY	2- 0	0- 0					
6- 2		3- 2	1- 0	NEUTRAL	0- 0	0- 0					
11- 4		5- 3	3- 1	NON-CONFERENCE	1- 0	1- 0					
4- 1		3- 1	0- 0	HOME	0- 0	1- 0					
3- 2		0- 1	2- 1	AWAY	1- 0	0- 0					
4- 1		2- 1	1- 0	NEUTRAL	0- 0	0- 0					
17- 2		6- 2	3- 0	CONFERENCE	2- 0	1- 0					
8- 0		3- 0	1- 0	HOME	1- 0	1- 0					
7- 1		2- 1	2- 0	AWAY	1- 0	0- 0					
2- 1		1- 1	0- 0	NEUTRAL	0- 0	0- 0					
<hr/>											
RPI 1-25		Team's RPI: 3	RPI 26-50		RPI 51-100		RPI 101+				
RPI S	Opponent	Score	RPI S	Opponent	Score	RPI S	Opponent	Score	RPI S	Opponent	Score
4 N	Connecticut	49 66	27 A	North Carolina	60 73	65 A	St. Joseph's	80 44	101 H	Illinois	79 64
5 A	Purdue	47 42	29 A	Virginia Tech	61 48	79 A	Michigan	68 56	118 A	Wisconsin	60 59
5 H	Purdue	69 60	30 A	Ohio St.	70 64	79 H	Michigan	73 44	118 H	Wisconsin	66 50
5 N	Purdue	58 59	35 N	George Washington	77 51				122 A	Indiana	66 49
6 H	Texas	79 59	40 A	Iowa	70 58				122 N	Indiana	79 66
7 H	LSU	83 46	40 H	Iowa	92 64				127 N	Hampton	79 42
9 N	Kansas St.	69 56	43 A	Maryland	82 65				156 H	Northwestern	64 51
17 H	Baylor	74 63							215 H	Pittsburgh	96 44
19 H	Louisiana Tech	84 87									
20 A	Minnesota	56 74									
20 H	Minnesota	75 56									
21 A	Michigan St.	63 51									
21 H	Michigan St.	64 62									
21 N	Michigan St.	58 54									
23 A	Old Dominion	68 75									
25 N	Notre Dame	55 49									
<hr/>											
LAST 10 Division I GAMES:											
4 N Connecticut 49 66			21 N Michigan St. 58 54								
25 N Notre Dame 55 49			122 N Indiana 79 66								
29 A Virginia Tech 61 48			5 H Purdue 69 60								
127 N Hampton 79 42			21 A Michigan St. 63 51								
5 N Purdue 58 59			40 A Iowa 70 58								

Penn St.

Non-Div I Games:

Penn St.

Loss, Non-Conf, S Site, H Home A Away N Neutral

Pennsylvania				Through Games of 2007 Final							
Average RPI Win:		212	WON-LOST	WINNING	LAST 10	STRENGTH OF	OPP. STRENGTH	TEAM	ADJ.	CONF.	ADJ CONF.
Average RPI Loss:		114	RECORD	PCT. RANK	GAMES	SCHEDULE	OF SCHEDULE	RPI	RPI	RPI	RPI
DIV. I ONLY		17- 11	92	6- 4		175	150	114	108	19	18
DIV. I NON-CONF.		6- 8	194	0- 1		146	88	169	164	17	17
<hr/>											
TOTALS		RPI 1-25		RPI 26-50	W-L RECORDS		RPI 51-100			RPI 150+	
17- 11		0- 1		1- 2	OVERALL		1- 1			14- 4	
9- 2		0- 0		0- 0	HOME		1- 1			8- 0	
7- 7		0- 0		1- 2	AWAY		0- 0			5- 4	
1- 2		0- 1		0- 0	NEUTRAL		0- 0			1- 0	
6- 8		0- 1		1- 2	NON-CONFERENCE		1- 1			4- 2	
3- 1		0- 0		0- 0	HOME		1- 1			2- 0	
2- 5		0- 0		1- 2	AWAY		0- 0			1- 2	
1- 2		0- 1		0- 0	NEUTRAL		0- 0			1- 0	
11- 3		0- 0		0- 0	CONFERENCE		0- 0			10- 2	
6- 1		0- 0		0- 0	HOME		0- 0			6- 0	
5- 2		0- 0		0- 0	AWAY		0- 0			4- 2	
0- 0		0- 0		0- 0	NEUTRAL		0- 0			0- 0	
<hr/>											
RPI 1-25			RPI 26-50		RPI 51-100		RPI 101+		Team's RPI: 108		
RPI S	Opponent	Score	RPI S	Opponent	Score	RPI S	Opponent	Score	RPI S	Opponent	Score
4 N	Connecticut	55 91	26 A	Villanova	40 57	65 H	St. Joseph's	55 74	110 A	La Salle	67 74
			30 A	Ohio St.	54 95	90 H	Marist	86 78	140 N	Delaware St.	68 74
			45 A	Temple	70 64				147 A	Harvard	73 72
									147 H	Harvard	67 72
									158 A	Brown	75 85
									158 H	Brown	73 63
									181 A	Columbia	69 74
									181 H	Columbia	81 70
									184 A	Dartmouth	71 58
									184 H	Dartmouth	78 61
									189 A	Northeastern	69 78
									194 H	Lehigh	73 43
									207 A	Drexel	70 78
									245 A	Princeton	73 62
									245 H	Princeton	65 54
									251 A	Cornell	69 66
									251 H	Cornell	72 62
									266 A	Yale	76 56
									266 H	Yale	59 57
									283 N	Dayton	90 69
									293 A	UMBC	54 37
									315 H	Lafayette	84 63
<hr/>											
LAST 10 Division I GAMES:											
4 N Connecticut		55 91	251 A Cornell		69 66						
147 H Harvard		67 72	266 A Yale		76 56						
184 H Dartmouth		78 61	158 A Brown		75 85						
245 A Princeton		73 62	251 H Cornell		72 62						
181 A Columbia		69 74	181 H Columbia		81 70						

Non-Div I Games:

Pennsylvania

Average RPI Win: 223		WON-LOST	WINNING	LAST 10	STRENGTH OF	OPP. STRENGTH	TEAM	ADJ.	CONF.	ADJ CONF.	
Average RPI Loss: 57		RECORD	PCT. RANK	GAMES	SCHEDULE	OF SCHEDULE	RPI	RPI	RPI	RPI	
DIV. I ONLY		17- 13	119	7- 3	112	95	99	99	15	15	
DIV. I NON-CONF.		6- 8	194	0- 1	91	32	119	118	14	14	
TOTALS		RPI 1-25	RPI 26-50	W-L RECORDS	RPI 51-100	RPI 150+					
17- 13		0- 6	0- 0	OVERALL	0- 3	15- 1					
9- 6		0- 5	0- 0	HOME	0- 1	8- 0					
6- 6		0- 1	0- 0	AWAY	0- 2	6- 1					
2- 1		0- 0	0- 0	NEUTRAL	0- 0	1- 0					
6- 8		0- 6	0- 0	NON-CONFERENCE	0- 1	5- 0					
3- 5		0- 5	0- 0	HOME	0- 0	3- 0					
1- 3		0- 1	0- 0	AWAY	0- 1	1- 0					
2- 0		0- 0	0- 0	NEUTRAL	0- 0	1- 0					
11- 5		0- 0	0- 0	CONFERENCE	0- 2	10- 1					
6- 1		0- 0	0- 0	HOME	0- 1	5- 0					
5- 3		0- 0	0- 0	AWAY	0- 1	5- 1					
0- 1		0- 0	0- 0	NEUTRAL	0- 0	0- 0					
RPI 1-25		RPI 26-50		RPI 51-100		Team's RPI: 99		RPI 101+			
RPI S	Opponent	Score	RPI S	Opponent	Score	RPI S	Opponent	Score	RPI S	Opponent	Score
4	H Connecticut	53 84				54	A Loyola Marymount	39 58	101	A Illinois	41 84
12	H Stanford	61 69				54	H Loyola Marymount	54 60	103	A Gonzaga	44 75
13	A Texas Tech	53 95				56	A Washi ngton	59 71	103	H Gonzaga	73 62
14	H Oklahoma	77 95							103	N Gonzaga	64 66
18	H TCU	69 86							117	N Hofstra	52 50
21	H Mi chi gan St.	55 71							177	N Albany (N. Y.)	70 49
									182	A Portl and	68 84
									182	H Portl and	74 70
									186	A St. Mary' s (Cal.)	58 56
									186	H St. Mary' s (Cal.)	57 56
									212	A San Franci sco	71 55
									212	H San Franci sco	75 48
									226	H Fai rlei gh Di cki nson	77 54
									253	A Santa Clara	73 53
									253	A Santa Clara	82 77
									253	H Santa Clara	85 62
									263	A San Di ego	69 66
									263	H San Di ego	90 49
									295	H Portl and St.	67 50
									299	H UC Ri versi de	70 57
									309	A UC I rvi ne	71 47
LAST 10 Div sion I GAMES:											
56	A Washi ngton	59 71	54	A Loyol a Marymount	39 58						
103	N Gonzaga	64 66	253	A Santa Clara	73 53						
253	A Santa Clara	82 77	263	A San Di ego	69 66						
212	H San Franci sco	75 48	103	H Gonzaga	73 62						
186	H St. Mary' s (Cal.)	57 56	182	H Portl and	74 70						

Non-Div I Games:

Pepperdine

Pittsburgh

Average RPI Win: 247

Average RPI Loss: 71

WON-LOST
RECORDWINNING
PCT. RANKLAST 10
GAMESSTRENGTH OF
SCHEDULEOPP. STRENGTH
OF SCHEDULETEAM
RPIADJ.
RPICONF.
RPIADJ CONF.
RPI

DIV. I ONLY

6- 20

289

0- 10

77

71

215

215

5

5

DIV. I NON-CONF.

4- 6

200

0- 0

218

223

220

219

6

6

TOTALS

RPI 1-25

RPI 26-50

W-L RECORDS

RPI 51-100

RPI 150+

6- 20

0- 5

0- 5

OVERALL

0- 5

5- 3

3- 12

0- 2

0- 2

HOME

0- 4

3- 2

3- 8

0- 3

0- 3

AWAY

0- 1

2- 1

0- 0

0- 0

0- 0

NEUTRAL

0- 0

0- 0

4- 6

0- 1

0- 0

NON-CONFERENCE

0- 2

4- 1

2- 5

0- 0

0- 0

HOME

0- 2

2- 1

2- 1

0- 1

0- 0

AWAY

0- 0

2- 0

0- 0

0- 0

0- 0

NEUTRAL

0- 0

0- 0

2- 14

0- 4

0- 5

CONFERENCE

0- 3

1- 2

1- 7

0- 2

0- 2

HOME

0- 2

1- 1

1- 7

0- 2

0- 3

AWAY

0- 1

0- 1

0- 0

0- 0

0- 0

NEUTRAL

0- 0

0- 0

RPI 1-25

RPI 26-50

RPI 51-100

RPI 101+

Team's RPI: 215

RPI	S	Opponent	Score
3	A	Penn St.	44 96
4	A	Connecticut	42 97
16	A	Boston College	44 79
24	H	Rutgers	61 75
25	H	Notre Dame	68 72

RPI	S	Opponent	Score
26	A	Villanova	45 75
26	H	Villanova	45 56
29	A	Virginia Tech	55 85
29	H	Virginia Tech	57 67
32	A	Miami (Fla.)	68 77

RPI	S	Opponent	Score
58	A	West Virginia	58 65
58	H	West Virginia	36 56
71	H	Clemson	47 62
88	H	Georgetown	61 72
100	H	Xavier	48 72

RPI	S	Opponent	Score
111	A	Seton Hall	61 56
132	H	Duquesne	80 92
150	H	Hartford	54 60
166	A	St. John's (N.Y.)	72 83
185	H	Coppin St.	61 75
192	H	Syracuse	51 71
223	H	Providence	64 51
228	H	Fordham	62 48
288	A	Norfolk St.	64 44
311	H	Central Conn. St.	75 59
320	A	Robert Morris	61 47

LAST 10 Division I GAMES:

26	H	Villanova	45 56	24	H	Rutgers	61 75
29	A	Virginia Tech	55 85	26	A	Villanova	45 75
25	H	Notre Dame	68 72	16	A	Boston College	44 79
4	A	Connecticut	42 97	58	H	West Virginia	36 56
88	H	Georgetown	61 72	166	A	St. John's (N.Y.)	72 83

Pittsburgh

Pittsburgh

Non-Div I Games:

Pittsburgh

Loss, Non-Conf, S Site, H Home A Away N Neutral

Portland															
Average RPI Win:		222	WON-LOST RECORD		WINNING PCT. RANK	LAST 10 GAMES		STRENGTH OF SCHEDULE		OPP. STRENGTH OF SCHEDULE	TEAM RPI	ADJ. RPI	CONF. RPI	ADJ CONF. RPI	
Average RPI Loss:		122													
DIV. I ONLY		13- 15	179		6- 4		166		183		180	182	15	15	
DIV. I NON-CONF.		4- 8	227		0- 0		178		252		226	226	14	14	
TOTALS		RPI 1-25	RPI 26-50		W-L RECORDS		RPI 51-100				RPI 150+				
13- 15		0- 0	0- 1		OVERALL		2- 5				11- 4				
7- 6		0- 0	0- 1		HOME		2- 1				5- 1				
5- 8		0- 0	0- 0		AWAY		0- 3				5- 3				
1- 1		0- 0	0- 0		NEUTRAL		0- 1				1- 0				
4- 8		0- 0	0- 1		NON-CONFERENCE		1- 1				3- 3				
2- 4		0- 0	0- 1		HOME		1- 0				1- 1				
2- 4		0- 0	0- 0		AWAY		0- 1				2- 2				
0- 0		0- 0	0- 0		NEUTRAL		0- 0				0- 0				
9- 7		0- 0	0- 0		CONFERENCE		1- 4				8- 1				
5- 2		0- 0	0- 0		HOME		1- 1				4- 0				
3- 4		0- 0	0- 0		AWAY		0- 2				3- 1				
1- 1		0- 0	0- 0		NEUTRAL		0- 1				1- 0				
RPI 1-25		RPI 26-50		RPI 51-100		RPI 101+ Team's RPI: 182									
RPI S	Opponent	Score	RPI S	Opponent	Score	RPI S	Opponent	Score	RPI S	Opponent	Score				
36	H Montana	55 66	54	A Loyol a Marymount	54 62	103	A Gonzaga	55 64							
			54	H Loyol a Marymount	50 58	103	H Gonzaga	71 83							
			54	N Loyol a Marymount	54 59	112	A Idaho	65 75							
			70	A Mi ami (Ohi o)	63 84	130	H Weber St.	57 62							
			91	H Oregon	76 58	134	H Tex. A&M-Corp. Chris	63 64							
			99	A Pepperdi ne	70 74	162	A Illinois St.	50 74							
			99	H Pepperdi ne	84 68	186	A St. Mary' s (Cal .)	58 63							
						186	H St. Mary' s (Cal .)	76 57							
						199	A Wyomi ng	59 43							
						212	A San Franci sco	76 64							
						212	H San Franci sco	67 63							
						216	H Montana St.	62 68							
						253	A Santa Clara	83 73							
						253	H Santa Clara	69 61							
						263	A San Di ego	78 56							
						263	H San Di ego	75 63							
						263	N San Di ego	76 64							
						295	A Portland St.	77 72							
						295	H Portland St.	74 67							
						310	A Air Force	51 57							
LAST 10 Division I GAMES:															
			54	N Loyol a Marymount	54 59	186	H St. Mary' s (Cal .)	76 57							
			263	N San Di ego	76 64	212	H San Franci sco	67 63							
			253	A Santa Clara	83 73	54	A Loyol a Marymount	54 62							
			263	A San Di ego	78 56	99	A Pepperdi ne	70 74							
			103	H Gonzaga	71 83	253	H Santa Clara	69 61							

Non-Div	Games: Western Ore.	58	41
---------	---------------------	----	----

Portl and

Average RPI Win: 275		WON-LOST	WINNING	LAST 10	STRENGTH OF	OPP. STRENGTH	TEAM	ADJ.	CONF.	ADJ CONF.	
Average RPI Loss: 160		RECORD	PCT. RANK	GAMES	SCHEDULE	OF SCHEDULE	RPI	RPI	RPI	RPI	
DIV. I ONLY	6- 22	297	3- 7	220	238	296	295	20	20		
DIV. I NON-CONF.	3- 11	270	0- 0	247	296	284	284	20	20		
TOTALS	RPI 1-25	RPI 26-50	W-L RECORDS	RPI 51-100	RPI 150+						
6- 22	0- 0	0- 2	OVERALL	0- 4	6- 12						
3- 10	0- 0	0- 1	HOME	0- 2	3- 5						
2- 11	0- 0	0- 1	AWAY	0- 2	2- 6						
1- 1	0- 0	0- 0	NEUTRAL	0- 0	1- 1						
3- 11	0- 0	0- 0	NON-CONFERENCE	0- 2	3- 7						
2- 4	0- 0	0- 0	HOME	0- 1	2- 2						
0- 6	0- 0	0- 0	AWAY	0- 1	0- 4						
1- 1	0- 0	0- 0	NEUTRAL	0- 0	1- 1						
3- 11	0- 0	0- 2	CONFERENCE	0- 2	3- 5						
1- 6	0- 0	0- 1	HOME	0- 1	1- 3						
2- 5	0- 0	0- 1	AWAY	0- 1	2- 2						
0- 0	0- 0	0- 0	NEUTRAL	0- 0	0- 0						
RPI S	RPI 1-25 Opponent	Score	RPI S	RPI 26-50 Opponent	Score	RPI S	RPI 51-100 Opponent	Score	RPI S	RPI 101+ Opponent	Team's RPI: 295 Score
36	A Montana	50 85	86	H Oregon St.	52 68	103	H Gonzaga	61 69			
36	H Montana	62 90	94	A Idaho St.	67 77	112	A Idaho	66 79			
			94	H Idaho St.	44 74	130	A Weber St.	49 63			
			99	A Pepperdi ne	50 67	130	H Weber St.	43 53			
						153	H Bri gham Young	60 82			
						162	A illi nois St.	38 62			
						182	A Portland	67 74			
						182	H Portland	72 77			
						216	A Montana St.	68 84			
						216	H Montana St.	75 81			
						222	A Northern Ariz.	75 68			
						222	H Northern Ariz.	69 75			
						229	A Eastern Wash.	66 81			
						229	H Eastern Wash.	72 59			
						235	N Army	55 69			
						237	A Cal Pol y	63 75			
						252	H Boi se St.	76 59			
						256	A illi . -Chi cago	60 72			
						309	H UC I rvi ne	61 60			
						318	A Sacramento St.	66 51			
						318	H Sacramento St.	50 56			
						322	N Morgan St.	74 55			
			LAST 10 Div sion I GAMES:								
			36	A Montana	50 85	318	A Sacramento St.	66 51			
			216	A Montana St.	68 84	222	A Northern Ariz.	75 68			
			94	H Idaho St.	44 74	216	H Montana St.	75 81			
			130	H Weber St.	43 53	36	H Montana	62 90			
			229	H Eastern Wash.	72 59	94	A Idaho St.	67 77			

Non-Di v I Games:

Portland St.

Portland St.

Portland St.

Private View				Through Games of 2007 Final								
Average RPI Win:		292	WON-LOST	WINNING	LAST 10	STRENGTH OF	OPP. STRENGTH	TEAM	ADJ.	CONF.	ADJ CONF.	
Average RPI Loss:		216	RECORD	PCT. RANK	GAMES	SCHEDULE	OF SCHEDULE	RPI	RPI	RPI	RPI	
DIV. I ONLY		3- 21	307	2- 8		296	320	317	316	31	31	
DIV. I NON-CONF.		0- 6	304	0- 1		255	312	320	319	31	31	
<hr/>												
TOTALS		RPI 1-25		RPI 26-50	W-L RECORDS		RPI 51-100			RPI 150+		
3- 21		0- 0		0- 1	OVERALL		0- 0			3- 17		
2- 9		0- 0		0- 0	HOME		0- 0			2- 8		
1- 11		0- 0		0- 1	AWAY		0- 0			1- 8		
0- 1		0- 0		0- 0	NEUTRAL		0- 0			0- 1		
0- 6		0- 0		0- 1	NON-CONFERENCE		0- 0			0- 4		
0- 2		0- 0		0- 0	HOME		0- 0			0- 2		
0- 3		0- 0		0- 1	AWAY		0- 0			0- 1		
0- 1		0- 0		0- 0	NEUTRAL		0- 0			0- 1		
3- 15		0- 0		0- 0	CONFERENCE		0- 0			3- 13		
2- 7		0- 0		0- 0	HOME		0- 0			2- 6		
1- 8		0- 0		0- 0	AWAY		0- 0			1- 7		
0- 0		0- 0		0- 0	NEUTRAL		0- 0			0- 0		
<hr/>												
RPI 1-25		RPI 26-50		RPI 51-100		RPI 101+		Team's RPI: 316				
RPI S	Opponent	Score	RPI S	Opponent	Score	RPI S	Opponent	Score	RPI S	Opponent	Score	
			28	A Auburn	48				134	A Tex. A&M-Corp. Chris	37	88
									138	A Jackson St.	46	71
									138	H Jackson St.	47	52
									154	A Southern U.	56	69
									154	H Southern U.	48	61
									159	N Southeast Mo. St.	38	85
									173	A Al abama St.	55	79
									173	H Al abama St.	51	68
									248	A Al corn St.	44	75
									248	H Al corn St.	59	64
									249	A Al abama A&M	53	56
									249	H Al abama A&M	52	53
									258	A Grambl ing	71	83
									258	H Grambl ing	57	71
									262	A Texas Southern	68	82
									262	H Texas Southern	49	48
									285	A Tex. -Pan Ameri can	52	64
									285	H Tex. -Pan Ameri can	63	70
									301	A Mi ssi ssi ppi Val .	46	68
									301	H Mi ssi ssi ppi Val .	65	61
									314	A Ark. -Pi ne Bl uff	65	57
									314	H Ark. -Pi ne Bl uff	59	64
									321	H Lamar	59	65
<hr/>												
LAST 10 Division I GAMES:												
			248	A Al corn St.	44		314	A Ark. -Pi ne Bl uff	65		57	
			154	A Southern U.	56		258	H Grambl ing	57		71	
			173	H Al abama St.	51		138	H Jackson St.	47		52	
			249	H Al abama A&M	52		285	H Tex. -Pan Ameri can	63		70	
			301	A Mi ssi ssi ppi Val .	46		262	H Texas Southern	49		48	

Non-Div I Games: Huston-Tillotson 77 54 Paul Quinn 84 63

Prairie View

Average RPI Win: 68		WON-LOST RECORD	WINNING PCT. RANK	LAST 10 GAMES	STRENGTH OF SCHEDULE	OPP. STRENGTH OF SCHEDULE	TEAM RPI	ADJ. RPI	CONF. RPI	ADJ CONF. RPI	
Average RPI Loss: 5											
DIV. I ONLY		29- 4	6	8- 2	6	5	5	5	3	3	
DIV. I NON-CONF.		12- 2	18	2- 1	4	20	4	4	2	2	
TOTALS		RPI 1-25	RPI 26-50	W-L RECORDS	RPI 51-100	RPI 150+					
29- 4		7- 4	8- 0	OVERALL	4- 0	3- 0					
11- 1		4- 1	3- 0	HOME	0- 0	1- 0					
11- 1		2- 1	2- 0	AWAY	2- 0	2- 0					
7- 2		1- 2	3- 0	NEUTRAL	2- 0	0- 0					
12- 2		3- 2	3- 0	NON-CONFERENCE	2- 0	1- 0					
4- 0		2- 0	1- 0	HOME	0- 0	0- 0					
4- 0		1- 0	0- 0	AWAY	1- 0	1- 0					
4- 2		0- 2	2- 0	NEUTRAL	1- 0	0- 0					
17- 2		4- 2	5- 0	CONFERENCE	2- 0	2- 0					
7- 1		2- 1	2- 0	HOME	0- 0	1- 0					
7- 1		1- 1	2- 0	AWAY	1- 0	1- 0					
3- 0		1- 0	1- 0	NEUTRAL	1- 0	0- 0					
RPI 1-25 Team's RPI: 5		RPI 26-50	RPI 51-100	RPI 101+							
RPI S	Opponent	Score	RPI S	Opponent	Score	RPI S	Opponent	Score	RPI S	Opponent	Score
2 N	Duke	63 93	26 N	Villanova	60 42	76 N	St. Francis (Pa.)	78 59	101 A	Illinois	58 49
3 A	Penn St.	60 69	30 A	Ohio St.	74 68	78 A	Western Mich.	85 73	101 H	Illinois	65 49
3 H	Penn St.	42 47	30 H	Ohio St.	57 54	79 A	Michigan	76 64	102 A	Valparaiso	68 57
3 N	Penn St.	59 58	30 N	Ohio St.	67 61	79 N	Michigan	78 55	104 N	Wake Forest	76 57
8 A	Houston	66 63	37 H	UC Santa Barb.	65 61				118 H	Wisconsin	58 42
9 H	Kansas St.	79 69	40 A	Iowa	90 79				122 A	Indiana	71 47
11 N	Georgia	64 66	40 H	Iowa	84 55				128 H	Wis.-Milwaukee	88 60
20 H	Minnesota	65 56	50 N	UCLA	58 57				156 A	Northwestern	80 45
21 A	Michigan St.	77 67							156 H	Northwestern	71 41
21 H	Michigan St.	59 56							182 A	UCF	87 52
25 H	Notre Dame	76 63									
			LAST 10 Division I GAMES:								
			11 N	Georgia	64 66	79 N	Michigan	78 55			
			26 N	Villanova	60 42	3 A	Penn St.	60 69			
			76 N	St. Francis (Pa.)	78 59	40 H	Iowa	84 55			
			3 N	Penn St.	59 58	21 H	Michigan St.	59 56			
			30 N	Ohio St.	67 61	101 H	Illinois	65 49			

Non-Div I Games:

Purdue

Average RPI Win: 281		WON-LOST RECORD	WINNING PCT. RANK	LAST 10 GAMES	STRENGTH OF SCHEDULE	OPP. STRENGTH OF SCHEDULE	TEAM RPI	ADJ. RPI	CONF. RPI	ADJ CONF. RPI
Average RPI Loss: 172										
DIV. I ONLY		13- 14	173	7- 3	283	290	232	234	25	25
DIV. I NON-CONF.		5- 6	166	0- 0	308	276	263	267	30	30
TOTALS		RPI 1-25	RPI 26-50	W-L RECORDS	RPI 51-100	RPI 150+				
13- 14		0- 0	0- 0	OVERALL	0- 4	13- 7				
6- 5		0- 0	0- 0	HOME	0- 1	6- 4				
6- 8		0- 0	0- 0	AWAY	0- 3	6- 3				
1- 1		0- 0	0- 0	NEUTRAL	0- 0	1- 0				
5- 6		0- 0	0- 0	NON-CONFERENCE	0- 1	5- 2				
2- 2		0- 0	0- 0	HOME	0- 0	2- 2				
2- 3		0- 0	0- 0	AWAY	0- 1	2- 0				
1- 1		0- 0	0- 0	NEUTRAL	0- 0	1- 0				
8- 8		0- 0	0- 0	CONFERENCE	0- 3	8- 5				
4- 3		0- 0	0- 0	HOME	0- 1	4- 2				
4- 5		0- 0	0- 0	AWAY	0- 2	4- 3				
0- 0		0- 0	0- 0	NEUTRAL	0- 0	0- 0				
RPI 1-25		RPI 26-50		RPI 51-100		RPI 101+		Team's RPI: 234		
RPI S	Opponent	Score	RPI S	Opponent	Score	RPI S	Opponent	Score		
					69 A Li berty	42 62	113 A Marshal l	50 80		
					69 A Li berty	59 82	134 N Tex. A&M-Corp.	64 70		
					69 H Li berty	45 63	Chris			
					74 A Vi rgi ni a	35 70	146 A Fl ori da Int'l	32 68		
							213 A UNC Asheville	48 66		
							213 H UNC Asheville	39 45		
							221 A Hi gh Poi nt	55 52		
							221 H Hi gh Poi nt	55 60		
							254 H Navy	68 74		
							257 A Bi rmi ngham-So.	57 56		
							257 H Bi rmi ngham-So.	66 55		
							264 A Coastal Caro.	59 73		
							264 H Coastal Caro.	72 55		
							275 A Charleston So.	52 57		
							275 A Charleston So.	58 57		
							275 H Charleston So.	77 55		
							277 A Mt. St. Mary's	69 62		
							288 H Norfol k St.	58 71		
							293 H UMBC	64 56		
							294 H Campbel l	66 56		
							301 N Mi ssi ssi ppi Val .	80 43		
							312 A Gardner-Webb	89 63		
							313 A Wi nthrop	77 58		
							313 H Wi nthrop	65 40		
			LAST 10 Divi sion I GAMES:							
					69 A Li berty	59 82	257 A Bi rmi ngham-So.	57 56		
					275 A Charleston So.	58 57	213 A UNC Asheville	48 66		
					69 A Li berty	42 62	264 H Coastal Caro.	72 55		
					221 A Hi gh Poi nt	55 52	275 H Charleston So.	77 55		
					313 H Wi nthrop	65 40	313 A Wi nthrop	77 58		

Radford

Non-Div I Games: Longwood 75 38 Southern Va. 93 49

Radford

Loss, Non-Conf, S Site, H Home A Away N Neutral

Through Games of 2004 Final																			
Average RPI Win: 186		WON-LOST RECORD		WINNING PCT. RANK		LAST 10 GAMES		STRENGTH OF SCHEDULE		OPP. STRENGTH OF SCHEDULE		TEAM RPI		ADJ. RPI		CONF. RPI		ADJ. CONF. RPI	
DIV. I ONLY		22- 10		55		7- 3		70		108		50		51		13		13	
DIV. I NON-CONF.		4- 7		217		1- 1		56		34		118		117		12		12	
TOTALS		RPI 1-25		RPI 26-50		W-L RECORDS		RPI 51-100		RPI 150+									
22- 10		1- 5		0- 1		OVERALL		4- 3		14- 0									
10- 4		1- 3		0- 0		HOME		1- 1		6- 0									
10- 5		0- 1		0- 1		AWAY		2- 2		7- 0									
2- 1		0- 1		0- 0		NEUTRAL		1- 0		1- 0									
4- 7		0- 3		0- 1		NON-CONFERENCE		1- 3		3- 0									
1- 4		0- 3		0- 0		HOME		0- 1		1- 0									
3- 3		0- 0		0- 1		AWAY		1- 2		2- 0									
0- 0		0- 0		0- 0		NEUTRAL		0- 0		0- 0									
18- 3		1- 2		0- 0		CONFERENCE		3- 0		11- 0									
9- 0		1- 0		0- 0		HOME		1- 0		5- 0									
7- 2		0- 1		0- 0		AWAY		1- 0		5- 0									
2- 1		0- 1		0- 0		NEUTRAL		1- 0		1- 0									
RPI 1-25		RPI 26-50		RPI 51-100		Team's RPI: 51		RPI 101+											
RPI S	Opponent	Score		RPI S	Opponent	Score		RPI S	Opponent	Score		RPI S	Opponent	Score					
7 H	LSU	51	73	41 A	Arkansas	46	65	53 A	UNLV	66	68	133 A	UTEP	57	73				
12 H	Stanford	62	72					65 H	Nebraska	56	59	133 H	UTEP	44	40				
17 H	Baylor	55	79					72 A	Kent St.	55	61	137 A	Southern Methodi st	70	60				
19 A	Loui si ana Tech	70	82					80 A	Arkansas St.	59	52	137 H	Southern Methodi st	78	60				
19 H	Loui si ana Tech	87	84					92 A	Tul sa	64	61	190 A	Fresno St.	71	58				
19 N	Loui si ana Tech	52	76					92 H	Tul sa	76	69	190 H	Fresno St.	97	55				
								92 N	Tul sa	55	42	197 A	San Jose St.	74	60				
												197 H	San Jose St.	64	44				
												197 N	San Jose St.	67	54				
												217 H	Stephen F. Austin	94	50				
												232 A	Hawai i	61	56				
												232 H	Hawai i	58	56				
												252 A	Boi se St.	71	63				
												252 H	Boi se St.	75	49				
												261 A	Texas St.	78	63				
												286 A	Sam Houston St.	64	51				
												307 A	Nevada	61	54				
												307 H	Nevada	78	49				
LAST 10 Div				ision I GAMES:															
53 A	UNLV	66	68	137 A	Southern Methodi st	70	60												
80 A	Arkansas St.	59	52	19 A	Loui si ana Tech	70	82												
19 N	Loui si ana Tech	52	76	232 H	Hawai i	58	56												
92 N	Tul sa	55	42	197 H	San Jose St.	64	44												
197 N	San Jose St.	67	54	190 A	Fresno St.	71	58												

Non-Div I Games:

Ri ce

Loss, Non-Conf, S Site, H Home A Away N Neutral

Average RPI Win: 139				WON-LOST RECORD		WINNING PCT. RANK		LAST 10 GAMES		STRENGTH OF SCHEDULE		OPP. STRENGTH OF SCHEDULE		TEAM RPI		ADJ. RPI		CONF. RPI		ADJ CONF. RPI			
Average RPI Loss: 48																							
DIV. I ONLY				23- 10		54		8- 2		57		85		39		42		8		8			
DIV. I NON-CONF.				11- 4		46		3- 1		24		39		24		25		8		8			
TOTALS				RPI 1-25		RPI 26-50		W-L RECORDS		RPI 51-100						RPI 150+							
23- 10				1- 1		0- 5		OVERALL		9- 3						7- 0							
13- 1				1- 0		0- 1		HOME		4- 0						4- 0							
7- 8				0- 1		0- 3		AWAY		4- 3						2- 0							
3- 1				0- 0		0- 1		NEUTRAL		1- 0						1- 0							
11- 4				1- 1		0- 1		NON-CONFERENCE		7- 2						2- 0							
6- 0				1- 0		0- 0		HOME		3- 0						1- 0							
3- 4				0- 1		0- 1		AWAY		3- 2						0- 0							
2- 0				0- 0		0- 0		NEUTRAL		1- 0						1- 0							
12- 6				0- 0		0- 4		CONFERENCE		2- 1						5- 0							
7- 1				0- 0		0- 1		HOME		1- 0						3- 0							
4- 4				0- 0		0- 2		AWAY		1- 1						2- 0							
1- 1				0- 0		0- 1		NEUTRAL		0- 0						0- 0							
RPI 1-25						RPI 26-50		Team's RPI: 42		RPI 51-100						RPI 101+							
RPI	S	Opponent	Score	RPI	S	Opponent	Score	RPI	S	Opponent	Score	RPI	S	Opponent	Score	RPI	S	Opponent	Score				
7	A	LSU	53 76	32	A	Mi ami (Fl a.)	73 80	52	A	Creighton	72 81	110	A	La Salle	67 70								
15	H	Fl ori da	98 88	35	A	George Washi ngton	60 86	53	A	UNLV	67 77	110	H	La Salle	74 50								
				35	H	George Washi ngton	48 69	64	H	Fl ori da St.	84 77	120	H	Rhode Isl and	73 50								
				45	A	Temple	70 72	65	A	St. Joseph's	48 58	120	N	Rhode Isl and	58 50								
				45	N	Temple	62 64	69	H	Li berty	82 68	131	H	Va. Commonweal th	75 58								
								78	A	Western Mi ch.	63 57	132	A	Duquesne	79 60								
								80	N	Arkansas St.	76 56	132	H	Duquesne	82 61								
								87	A	Del aware	80 78	200	H	William & Mary	87 58								
								88	A	Georgetown	62 60	201	H	St. Bonaventure	80 52								
								97	H	South Fla.	63 55	214	N	Ga. Southern	59 48								
								100	A	Xavi er	82 79	228	A	Fordham	66 39								
								100	H	Xavi er	74 45	267	H	Massachusetts	77 49								
												283	A	Dayton	66 51								
												283	H	Dayton	67 44								
				LAST 10 Div				ision I GAMES:															
				52	A	Creighton	72 81	120	N	Rhode Isl and	58 50	201	H	St. Bonaventure	80 52								
				78	A	Western Mi ch.	63 57	132	A	Duquesne	79 60	267	H	Massachusetts	77 49								
				64	H	Fl ori da St.	84 77	228	A	Fordham	66 39												
				97	H	South Fla.	63 55																
				45	N	Temple	62 64																

Non-Div I Games:

Richmond

Loss, Non-Conf, S Site, H Home A Away N Neutral

Richmond

Richmond

R
i
d
e
r

Non-Div l Games:

Average RPI Win:	232	WON-LOST	WINNING	LAST 10	STRENGTH OF	OPP. STRENGTH	TEAM	ADJ.	CONF.	ADJ CONF.
Average RPI Loss:	211	RECORD	PCT. RANK	GAMES	SCHEDULE	OF SCHEDULE	RPI	RPI	RPI	RPI
DIV. I ONLY	2- 24	317	2- 8	277	296	319	320	26	26	
DIV. I NON-CONF.	0- 8	304	0- 0	293	290	322	322	29	29	

TOTALS	RPI 1-25	RPI 26-50	W-L RECORDS	RPI 51-100	RPI 150+
2- 24	0- 0	0- 0	OVERALL	0- 3	2- 18
2- 11	0- 0	0- 0	HOME	0- 1	2- 9
0- 13	0- 0	0- 0	AWAY	0- 2	0- 9
0- 0	0- 0	0- 0	NEUTRAL	0- 0	0- 0
0- 8	0- 0	0- 0	NON-CONFERENCE	0- 1	0- 6
0- 4	0- 0	0- 0	HOME	0- 0	0- 4
0- 4	0- 0	0- 0	AWAY	0- 1	0- 2
0- 0	0- 0	0- 0	NEUTRAL	0- 0	0- 0
2- 16	0- 0	0- 0	CONFERENCE	0- 2	2- 12
2- 7	0- 0	0- 0	HOME	0- 1	2- 5
0- 9	0- 0	0- 0	AWAY	0- 1	0- 7
0- 0	0- 0	0- 0	NEUTRAL	0- 0	0- 0

RPI S	Opponent	Score	RPI S	Opponent	Score	RPI S	Opponent	Score	RPI S	Opponent	Score
						58	A West Virginia	43 77	132	A Duquesne	63 66
						76	A St. Francis (Pa.)	60 76	143	A Qui nni pi ac	54 70
						76	H St. Francis (Pa.)	55 82	143	H Qui nni pi ac	48 62
									152	A Sacred Heart	55 66
									152	H Sacred Heart	63 58
									206	A Monmouth	49 59
									206	H Monmouth	57 66
									215	H Pi ttsburgh	47 61
									226	A Fai rlei gh Di cki nson	61 73
									230	H Cl evel and St.	55 74
									235	A Army	58 70
									239	A Long Isl and	43 46
									239	H Long Isl and	46 51
									244	H Wagner	51 56
									254	H Navy	58 68
									270	H Towson	53 73
									277	A Mt. St. Mary's	57 90
									277	H Mt. St. Mary's	48 64
									287	A St. Francis (N.Y.)	50 52
									287	H St. Francis (N.Y.)	67 77
									289	A Akron	54 55
									311	A Central Conn. St.	53 60
									311	H Central Conn. St.	73 54
LAST 10 Division I GAMES:											
143	H Qui nni pi ac	48 62	143	A Qui nni pi ac	54 70						
311	H Central Conn. St.	73 54	152	H Sacred Heart	63 58						
277	A Mt. St. Mary's	57 90	244	H Wagner	51 56						
152	A Sacred Heart	55 66	206	H Monmouth	57 66						
311	A Central Conn. St.	53 60	287	A St. Francis (N.Y.)	50 52						

Non-Div I Games: Seton Hill 72 36

Robert Morris

Loss, Non-Conf, S Site, H Home A Away N Neutral

Average RPI Win: 93		WON-LOST	WINNING	LAST 10	STRENGTH OF	OPP. STRENGTH	TEAM	ADJ.	CONF.	ADJ CONF.	
Average RPI Loss: 37		RECORD	PCT. RANK	GAMES	SCHEDULE	OF SCHEDULE	RPI	RPI	RPI	RPI	
DIV. I ONLY		21- 12	77	7- 3	10	18	24	24	5	5	
DIV. I NON-CONF.		8- 5	96	0- 1	5	12	17	16	6	6	
TOTALS		RPI 1-25	RPI 26-50	W-L RECORDS	RPI 51-100	RPI 150+					
21- 12		4- 7	5- 2	OVERALL	4- 2	5- 1					
14- 1		3- 1	4- 0	HOME	2- 0	4- 0					
4- 10		0- 5	1- 2	AWAY	1- 2	1- 1					
3- 1		1- 1	0- 0	NEUTRAL	1- 0	0- 0					
8- 5		2- 3	3- 1	NON-CONFERENCE	1- 1	1- 0					
7- 0		2- 0	3- 0	HOME	1- 0	1- 0					
1- 5		0- 3	0- 1	AWAY	0- 1	0- 0					
0- 0		0- 0	0- 0	NEUTRAL	0- 0	0- 0					
13- 7		2- 4	2- 1	CONFERENCE	3- 1	4- 1					
7- 1		1- 1	1- 0	HOME	1- 0	3- 0					
3- 5		0- 2	1- 1	AWAY	1- 1	1- 1					
3- 1		1- 1	0- 0	NEUTRAL	1- 0	0- 0					
RPI 1-25		RPI 26-50		RPI 51-100		RPI 101+					
RPI S	Opponent	Score	RPI S	Opponent	Score	RPI S	Opponent	Score	RPI S	Opponent	Score
1	A Tennessee	49 59	26	A Villanova	49 53	58	A West Virginia	71 80	111	H Seton Hall	54 44
4	A Connecticut	47 72	29	H Virginia Tech	56 43	58	N West Virginia	61 51	111	N Seton Hall	51 42
4	H Connecticut	43 66	30	H Ohio St.	56 53	71	A Clemson	64 69	147	A Harvard	77 70
7	A LSU	68 78	32	A Miami (Fla.)	76 69	79	H Michigan	65 50	166	H St. John's (N.Y.)	72 47
13	A Texas Tech	45 73	33	A Chattanooga	69 74	88	A Georgetown	71 66	192	A Syracuse	57 59
16	A Boston College	72 78	45	H Temple	64 45	88	H Georgetown	67 64	192	H Syracuse	61 45
16	N Boston College	57 75	49	H Mississippi	65 50				193	H St. Peter's	58 40
18	H TCU	73 65							215	A Pittsburgh	75 61
23	H Old Dominion	69 45							223	H Providence	81 45
25	H Notre Dame	69 55									
25	N Notre Dame	51 45									
			LAST 10 Division I GAMES:								
			33	A Chattanooga	69 74	111	H Seton Hall	54 44			
			16	N Boston College	57 75	25	H Notre Dame	69 55			
			58	N West Virginia	61 51	58	A West Virginia	71 80			
			25	N Notre Dame	51 45	88	A Georgetown	71 66			
			111	N Seton Hall	51 42	223	H Providence	81 45			

Non-Div I Games:

Rutgers

Loss,
Non-Conf, S Site,
H Home
A Away
N Neutral

Sacramento St.														
Average RPI Win:		295	WON-LOST RECORD		WINNING PCT. RANK	LAST 10 GAMES		STRENGTH OF SCHEDULE		OPP. STRENGTH OF SCHEDULE	TEAM RPI	ADJ. RPI	CONF. RPI	ADJ CONF. RPI
Average RPI Loss:		189												
DIV. I ONLY			1- 26	321	0- 10			246	243	318	318	20	20	
DIV. I NON-CONF.			0- 13	304	0- 0			291	304	323	323	20	20	

TOTALS		RPI 1-25	RPI 26-50		W-L RECORDS			RPI 51-100		RPI 150+				
1- 26		0- 1	0- 2		OVERALL			0- 3		1- 18				
0- 12		0- 0	0- 1		HOME			0- 1		0- 9				
1- 11		0- 1	0- 1		AWAY			0- 1		1- 7				
0- 3		0- 0	0- 0		NEUTRAL			0- 1		0- 2				
0- 13		0- 1	0- 0		NON-CONFERENCE			0- 1		0- 11				
0- 5		0- 0	0- 0		HOME			0- 0		0- 5				
0- 5		0- 1	0- 0		AWAY			0- 0		0- 4				
0- 3		0- 0	0- 0		NEUTRAL			0- 1		0- 2				
1- 13		0- 0	0- 2		CONFERENCE			0- 2		1- 7				
0- 7		0- 0	0- 1		HOME			0- 1		0- 4				
1- 6		0- 0	0- 1		AWAY			0- 1		1- 3				
0- 0		0- 0	0- 0		NEUTRAL			0- 0		0- 0				

RPI 1-25		RPI 26-50		RPI 51-100		Team's RPI: 318								
RPI S	Opponent	Score	RPI S	Opponent	Score	RPI S	Opponent	Score	RPI S	Opponent	Score			
9	A Kansas St.	31 94	36	A Montana	50 76	55	N North Carolina St.	42 69	130	A Weber St.	47 78			
			36	H Montana	46 68				130	H Weber St.	43 47			
						94	A Idaho St.	48 78	163	N Kansas	64 70			
						94	H Idaho St.	53 65	186	H St. Mary's (Cal.)	48 55			
									187	A Southern Utah	53 73			
									197	H San Jose St.	39 70			
									216	A Montana St.	39 71			
									216	H Montana St.	48 66			
									222	A Northern Ari z.	61 78			
									222	H Northern Ari z.	51 60			
									229	A Eastern Wash.	49 67			
									229	H Eastern Wash.	54 91			
									237	A Cal Poly	64 77			
									253	H Santa Clara	69 79			
									285	H Tex. -Pan American	47 49			
									285	N Tex. -Pan American	50 60			
									295	A Portland St.	56 50			
									295	H Portland St.	51 66			
									299	A UC Ri versi de	50 58			
									307	A Nevada	55 65			
									309	H UC Irvi ne	41 55			
LAST 10 Division I GAMES:														
			222	A Northern Ari z.	61 78		295	H Portland St.	51 66					
			216	H Montana St.	48 66		229	H Eastern Wash.	54 91					
			36	H Montana	46 68		222	H Northern Ari z.	51 60					
			94	A Idaho St.	48 78		36	A Montana	50 76					
			130	A Weber St.	47 78		216	A Montana St.	39 71					

Non-Div l Games:

Sacramento St.

Loss, Non-Conf, S Site, H Home A Away N Neutral

[illegible]

Non-Div I Games:

Sacred Heart

Loss, Non-Conf, S Site, H Home A Away N Neutral

Average RPI Win: 257		WON-LOST	WINNING	LAST 10	STRENGTH OF	OPP. STRENGTH	TEAM	ADJ.	CONF.	ADJ CONF.
Average RPI Loss: 170		RECORD	PCT. RANK	GAMES	SCHEDULE	OF SCHEDULE	RPI	RPI	RPI	RPI
DIV. I ONLY	7- 20	277	3- 7	235	250	285	286	32	32	
DIV. I NON-CONF.	0- 10	304	0- 0	88	116	272	272	24	24	
TOTALS	RPI 1-25	RPI 26-50	W-L RECORDS	RPI 51-100	RPI 150+					
7- 20	0- 2	0- 0	OVERALL	1- 3	6- 11					
3- 7	0- 0	0- 0	HOME	0- 2	3- 5					
4- 10	0- 2	0- 0	AWAY	1- 1	3- 5					
0- 3	0- 0	0- 0	NEUTRAL	0- 0	0- 1					
0- 10	0- 2	0- 0	NON-CONFERENCE	0- 1	0- 3					
0- 2	0- 0	0- 0	HOME	0- 1	0- 1					
0- 5	0- 2	0- 0	AWAY	0- 0	0- 1					
0- 3	0- 0	0- 0	NEUTRAL	0- 0	0- 1					
7- 10	0- 0	0- 0	CONFERENCE	1- 2	6- 8					
3- 5	0- 0	0- 0	HOME	0- 1	3- 4					
4- 5	0- 0	0- 0	AWAY	1- 1	3- 4					
0- 0	0- 0	0- 0	NEUTRAL	0- 0	0- 0					
RPI S	RPI 1-25	Score	RPI S	RPI 26-50	Score	RPI S	RPI 51-100	Score	RPI S	RPI 101+ Team's RPI: 286
7	A LSU	38 74				51	H Ri ce	51 64	115	N Western Ill.
17	A Baylor	47 100				98	A Northwestern St.	84 65	138	N Jackson St.
						98	A Northwestern St.	61 69	142	A North Texas
						98	H Northwestern St.	61 81	145	A Oklahoma St.
									175	A Southern Mi ss.
									191	A La. -Monroe
									191	H La. -Monroe
									203	A Texas-Arlington
									205	H Texas-San Antonio
									216	N Montana St.
									217	A Stephen F. Austin
									217	H Stephen F. Austin
									261	H Texas St.
									262	H Texas Southern
									268	A McNeese St.
									300	A Southeastern La.
									300	H Southeastern La.
									321	A Lamar
									321	H Lamar
									324	A Ni chol ls St.
									324	H Ni chol ls St.
LAST 10 Division I GAMES:										
98	A Northwestern St.	61 69	98	A Northwestern St.	84 65					
321	H Lamar	59 51	261	H Texas St.	53 60					
203	A Texas-Arlington	48 72	205	H Texas-San Antonio	38 54					
217	H Stephen F. Austin	54 70	300	H Southeastern La.	61 66					
268	A McNeese St.	53 69	324	A Ni chol ls St.	91 78					

Non-Div I Games: Houston Baptist 44 56

Sam Houston St.

Loss, Non-Conf, S Site, H Home A Away N Neutral

Average RPI Win: 273										WON-LOST RECORD		WINNING PCT. RANK		LAST 10 GAMES		STRENGTH OF SCHEDULE		OPP. STRENGTH OF SCHEDULE		TEAM RPI		ADJ. RPI		CONF. RPI		ADJ. CONF. RPI			
DIV. I ONLY										10- 17		233		2- 8		272		284		266		269		24		23			
DIV. I NON-CONF.										7- 4		81		0- 0		262		317		179		179		23		23			
TOTALS										RPI 1-25		RPI 26-50		W-L RECORDS		RPI 51-100		RPI 150+											
10- 17										0- 1		0- 0		OVERALL		0- 2		10- 10											
5- 8										0- 0		0- 0		HOME		0- 1		5- 5											
4- 8										0- 1		0- 0		AWAY		0- 1		4- 4											
1- 1										0- 0		0- 0		NEUTRAL		0- 0		1- 1											
7- 4										0- 1		0- 0		NON-CONFERENCE		0- 0		7- 3											
4- 1										0- 0		0- 0		HOME		0- 0		4- 1											
2- 2										0- 1		0- 0		AWAY		0- 0		2- 1											
1- 1										0- 0		0- 0		NEUTRAL		0- 0		1- 1											
3- 13										0- 0		0- 0		CONFERENCE		0- 2		3- 7											
1- 7										0- 0		0- 0		HOME		0- 1		1- 4											
2- 6										0- 0		0- 0		AWAY		0- 1		2- 3											
0- 0										0- 0		0- 0		NEUTRAL		0- 0		0- 0											
RPI 1-25										RPI 26-50		RPI 51-100		RPI 101+		Team's RPI: 269													
RPI S Opponent Score										RPI S Opponent Score		RPI S Opponent Score		RPI S Opponent Score															
10 A Vanderbilt 50 67														136 A Tennessee Tech 57 76															
														136 H Tennessee Tech 39 57															
														148 A Eastern Ky. 48 64															
														148 H Eastern Ky. 82 92															
														159 H Southeast Mo. St. 43 71															
														160 A Jacksonville St. 61 69															
														160 H Jacksonville St. 68 70															
														173 H Alabama St. 61 59															
														175 H Southern Miss. 47 63															
														191 N La. -Monroe 57 71															
														213 H UNC Asheville 53 45															
														240 A Morehead St. 65 55															
														240 H Morehead St. 54 67															
														245 A Princeton 58 84															
														248 H Alcorn St. 57 41															
														250 A Murray St. 61 71															
														255 A Tenn. -Martin 52 54															
														265 H Troy St. 51 41															
														301 N Mississippi Val. 72 44															
														306 H Eastern Ill. 51 70															
														319 A Tennessee St. 63 38															
														319 H Tennessee St. 60 45															
														323 A Jacksonville 64 56															
														324 A Nichols St. 57 47															
LAST 10 Division I GAMES:																													
319 H Tennessee St. 60 45										148 A Eastern Ky. 48 64																			
160 A Jacksonville St. 61 69										75 A Austin Peay 43 54																			
136 H Tennessee Tech 39 57										136 A Tennessee Tech 57 76																			
75 H Austin Peay 61 66										159 H Southeast Mo. St. 43 71																			
240 A Morehead St. 65 55										306 H Eastern Ill. 51 70																			

Samford

■ Loss, ■ Non-Conf, S Site, H Home A Away N Neutral

Average RPI Win: 201		WON-LOST	WINNING	LAST 10	STRENGTH OF	OPP. STRENGTH	TEAM	ADJ.	CONF.	ADJ CONF.	
Average RPI Loss: 141		RECORD	PCT. RANK	GAMES	SCHEDULE	OF SCHEDULE	RPI	RPI	RPI	RPI	
DIV. I ONLY		7- 22	284	1- 9	169		142	263	263	15	15
DIV. I NON-CONF.		5- 8	207	0- 0	165		153	196	199	14	14
TOTALS		RPI 1-25	RPI 26-50	W-L RECORDS		RPI 51-100	RPI 150+				
7- 22		0- 1	0- 1	OVERALL		1- 6	6- 11				
5- 9		0- 1	0- 0	HOME		1- 2	4- 4				
1- 11		0- 0	0- 1	AWAY		0- 4	1- 5				
1- 2		0- 0	0- 0	NEUTRAL		0- 0	1- 2				
5- 8		0- 1	0- 1	NON-CONFERENCE		1- 2	4- 3				
4- 3		0- 1	0- 0	HOME		1- 0	3- 1				
1- 4		0- 0	0- 1	AWAY		0- 2	1- 1				
0- 1		0- 0	0- 0	NEUTRAL		0- 0	0- 1				
2- 14		0- 0	0- 0	CONFERENCE		0- 4	2- 8				
1- 6		0- 0	0- 0	HOME		0- 2	1- 3				
0- 7		0- 0	0- 0	AWAY		0- 2	0- 4				
1- 1		0- 0	0- 0	NEUTRAL		0- 0	1- 1				
RPI 1-25		RPI 26-50		RPI 51-100		RPI 101+		Team's RPI: 263			
RPI S	Opponent	Score	RPI S	Opponent	Score	RPI S	Opponent	Score			
13 H	Texas Tech	47 95	37 A	UC Santa Barb.	44 82	53 A	UNLV	64 78	103 A	Gonzaga	58 61
						54 A	Loyol a Marymount	52 63	103 H	Gonzaga	53 55
						54 H	Loyol a Marymount	48 52	149 H	New Mexico St.	75 79
						61 A	Southern Cal i forni a	65 82	163 A	Kansas	45 64
						88 H	Georgetown	65 58	164 H	Oral Roberts	77 57
						99 A	Pepperdi ne	49 90	182 A	Portl and	63 75
						99 H	Pepperdi ne	66 69	182 H	Portl and	56 78
									182 N	Portl and	64 76
									186 A	St. Mary' s (Cal .)	47 56
									186 H	St. Mary' s (Cal .)	53 45
									186 N	St. Mary' s (Cal .)	87 81
									198 H	Paci fi c	70 66
									212 A	San Franci sco	61 63
									212 H	San Franci sco	74 83
									214 N	Ga. Southern	55 71
									238 H	Long Beach St.	57 65
									253 A	Santa Clara	56 85
									253 H	Santa Clara	52 60
									278 A	San Di ego St.	65 60
									307 H	Nevada	96 74
			LAST 10 Div sion I GAMES:								
			182 N	Portl and	64 76	253 A	Santa Clara	56 85			
			186 N	St. Mary' s (Cal .)	87 81	54 H	Loyol a Marymount	48 52			
			103 H	Gonzaga	53 55	99 H	Pepperdi ne	66 69			
			182 H	Portl and	56 78	253 H	Santa Clara	52 60			
			212 A	San Franci sco	61 63	103 A	Gonzaga	58 61			

Non-Div I Games:

San Diego

Average RPI Win: 265
Average RPI Loss: 144

WON-LOST
RECORD

WINNING
PCT. RANK

LAST 10
GAMES

STRENGTH OF
SCHEDULE

OPP. STRENGTH
OF SCHEDULE

TEAM
RPI

ADJ.
RPI

CONF.
RPI

ADJ CONF.
RPI

DIV. I ONLY	8- 20	270	1- 9	256	178	281	278	11	11
DIV. I NON-CONF.	5- 8	207	0- 0	318	305	292	294	15	15

TOTALS	RPI 1-25	RPI 26-50	W-L RECORDS	RPI 51-100	RPI 150+
8- 20	0- 0	0- 3	OVERALL	1- 5	7- 11
4- 10	0- 0	0- 1	HOME	1- 2	3- 6
4- 7	0- 0	0- 1	AWAY	0- 3	4- 3
0- 3	0- 0	0- 1	NEUTRAL	0- 0	0- 2
5- 8	0- 0	0- 0	NON-CONFERENCE	0- 0	5- 7
2- 5	0- 0	0- 0	HOME	0- 0	2- 4
3- 1	0- 0	0- 0	AWAY	0- 0	3- 1
0- 2	0- 0	0- 0	NEUTRAL	0- 0	0- 2
3- 12	0- 0	0- 3	CONFERENCE	1- 5	2- 4
2- 5	0- 0	0- 1	HOME	1- 2	1- 2
1- 6	0- 0	0- 1	AWAY	0- 3	1- 2
0- 1	0- 0	0- 1	NEUTRAL	0- 0	0- 0

RPI 1-25				RPI 26-50				RPI 51-100				RPI 101+ Team's RPI: 278			
RPI	S	Opponent	Score	RPI	S	Opponent	Score	RPI	S	Opponent	Score	RPI	S	Opponent	Score
39	A	Utah	51 63	53	A	UNLV	58 76	137	H	Southern Methodist	55 64				
39	H	Utah	29 56	53	H	UNLV	56 65	153	A	Brigham Young	45 56				
39	N	Utah	51 68	73	A	New Mexico	42 76	153	H	Brigham Young	50 82				
				73	H	New Mexico	44 47	158	N	Brown	49 57				
				95	A	Colorado St.	56 65	164	H	Oral Roberts	54 63				
				95	H	Colorado St.	58 55	186	H	St. Mary's (Cal.)	47 52				
								199	A	Wyoming	46 71				
								199	H	Wyoming	60 71				
								224	A	Washington St.	63 56				
								253	H	Santa Clara	68 70				
								255	N	Tenn.-Martin	56 59				
								263	H	San Diego	60 65				
								281	A	Cal St. Fullerton	73 50				
								285	H	Tex.-Pan American	59 38				
								304	A	Cal St. Northridge	52 71				
								307	H	Nevada	67 52				
								309	A	UC Irvine	51 40				
								310	A	Air Force	51 46				
								310	H	Air Force	52 50				
LAST 10 Division I GAMES:															
39	N	Utah	51 68	199	A	Wyoming	46 71								
39	A	Utah	51 63	95	A	Colorado St.	56 65								
153	A	Brigham Young	45 56	53	H	UNLV	56 65								
73	H	New Mexico	44 47	153	H	Brigham Young	50 82								
310	H	Air Force	52 50	39	H	Utah	29 56								

Non-Di v I Games:

San Di ego St.

Loss, Non-Conf, S Site, H Home A Away N Neutral

Average RPI Win:		188	WON-LOST		WINNING	LAST 10	STRENGTH OF		OPP. STRENGTH	TEAM	ADJ.	CONF.	ADJ CONF.
Average RPI Loss:		135	RECORD		PCT. RANK	GAMES	SCHEDULE		OF SCHEDULE	RPI	RPI	RPI	RPI
DIV. I ONLY		10- 18	238		2- 8		109		172	211	212	15	15
DIV. I NON-CONF.		7- 6	133		0- 0		60		196	87	87	14	14
TOTALS		RPI 1-25	RPI 26-50		W-L RECORDS		RPI 51-100		RPI 150+				
10- 18		0- 1	0- 2		OVERALL		2- 5		6- 9				
8- 7		0- 0	0- 0		HOME		2- 3		5- 3				
2- 11		0- 1	0- 2		AWAY		0- 2		1- 6				
0- 0		0- 0	0- 0		NEUTRAL		0- 0		0- 0				
7- 6		0- 1	0- 2		NON-CONFERENCE		2- 1		4- 2				
7- 1		0- 0	0- 0		HOME		2- 1		4- 0				
0- 5		0- 1	0- 2		AWAY		0- 0		0- 2				
0- 0		0- 0	0- 0		NEUTRAL		0- 0		0- 0				
3- 12		0- 0	0- 0		CONFERENCE		0- 4		2- 7				
1- 6		0- 0	0- 0		HOME		0- 2		1- 3				
2- 6		0- 0	0- 0		AWAY		0- 2		1- 4				
0- 0		0- 0	0- 0		NEUTRAL		0- 0		0- 0				
RPI 1-25		RPI 26-50		RPI 51-100		RPI 101+		Team's RPI: 212					
RPI S	Opponent	Score	RPI S	Opponent	Score	RPI S	Opponent	Score	RPI S	Opponent	Score		
12	A Stanford	50 75	36	A Montana	60 61	54	A Loyola Marymount	46 64	103	A Gonzaga	59 53		
			39	A Utah	48 75	54	H Loyola Marymount	58 74	103	H Gonzaga	61 72		
						73	H New Mexico	43 37	109	H Canisius	84 51		
						93	H Kentucky	67 59	153	A Brigham Young	54 59		
						95	H Colorado St.	63 71	179	H Davidson	58 41		
						99	A Pepperdine	48 75	182	A Portland	63 67		
						99	H Pepperdine	55 71	182	H Portland	64 76		
									186	A St. Mary's (Cal.)	57 75		
									186	H St. Mary's (Cal.)	66 74		
									197	A San Jose St.	53 66		
									237	H Cal Poly	64 62		
									253	A Santa Clara	45 75		
									253	A Santa Clara	66 71		
									253	H Santa Clara	48 49		
									263	A San Diego	83 74		
									263	H San Diego	63 61		
									280	H South Carolina St.	72 46		
									281	H Iona	54 40		
LAST 10 Division I GAMES:													
253	A Santa Clara	66 71	103	A Gonzaga	59 53								
99	A Pepperdine	48 75	182	A Portland	63 67								
54	A Loyola Marymount	46 64	186	A St. Mary's (Cal.)	57 75								
263	H San Diego	63 61	54	H Loyola Marymount	58 74								
186	H St. Mary's (Cal.)	66 74	99	H Pepperdine	55 71								

Non-Div I Games:

San Francisco

Loss,
Non-Conf, S Site,
H Home
A Away
N Neutral

San Jose St.				Through Games Of 2007 Final							
Average RPI Win:		245	WON-LOST RECORD	WINNING PCT. RANK	LAST 10 GAMES	STRENGTH OF SCHEDULE	OPP. STRENGTH OF SCHEDULE	TEAM RPI	ADJ. RPI	CONF. RPI	ADJ CONF. RPI
DIV. I ONLY		16- 13	127	3- 7		292	143	197	197	13	13
DIV. I NON-CONF.		8- 1	8	0- 0		320	266	128	129	12	12
<hr/>											
TOTALS		RPI 1-25		RPI 26-50	W-L RECORDS		RPI 51-100			RPI 150+	
16- 13		0- 2		0- 0	OVERALL		1- 5			13- 2	
7- 5		0- 1		0- 0	HOME		0- 2			5- 1	
6- 7		0- 1		0- 0	AWAY		0- 2			6- 1	
3- 1		0- 0		0- 0	NEUTRAL		1- 1			2- 0	
8- 1		0- 0		0- 0	NON-CONFERENCE		1- 0			6- 0	
3- 0		0- 0		0- 0	HOME		0- 0			2- 0	
3- 1		0- 0		0- 0	AWAY		0- 0			3- 0	
2- 0		0- 0		0- 0	NEUTRAL		1- 0			1- 0	
8- 12		0- 2		0- 0	CONFERENCE		0- 5			7- 2	
4- 5		0- 1		0- 0	HOME		0- 2			3- 1	
3- 6		0- 1		0- 0	AWAY		0- 2			3- 1	
1- 1		0- 0		0- 0	NEUTRAL		0- 1			1- 0	
<hr/>											
RPI 1-25		RPI 26-50		RPI 51-100		RPI 101+		Team's RPI : 197			
RPI S	Opponent	Score	RPI S	Opponent	Score	RPI S	Opponent	Score	RPI S	Opponent	Score
19	A Loui si ana Tech	51 82				51	A Ri ce	44 64	126	A Cal i forn i a	67 90
19	H Loui si ana Tech	71 84				51	H Ri ce	60 74	133	A UTEP	65 75
						51	N Ri ce	54 67	133	H UTEP	44 51
						90	N Marist	59 49	137	A Southern Methodi st	61 88
						92	A Tul sa	56 66	137	H Southern Methodi st	64 59
						92	H Tul sa	66 82	149	H New Mexico St.	69 41
									190	A Fresno St.	39 81
									190	H Fresno St.	60 72
									212	H San Franci sco	66 53
									232	A Hawai i	62 50
									232	H Hawai i	73 45
									252	A Boi se St.	76 70
									252	H Boi se St.	58 48
									253	A Santa Clara	75 62
									266	N Yal e	71 53
									304	A Cal St. Northrid ge	71 54
									307	A Nevada	70 63
									307	H Nevada	81 78
									307	N Nevada	68 60
									309	H UC Irvi ne	68 48
									318	A Sacramento St.	70 39
<hr/>											
LAST 10 Divisi on I GAMES:											
						51	A Ri ce	44 64			
						252	H Boi se St.	58 48			
						133	H UTEP	44 51			
						19	A Loui si ana Tech	51 82			
						137	A Southern Methodi st	61 88			

Non-Div I Games:

San Jose St.

Loss, Non-Conf, S Site, H Home A Away N Neutral

Average RPI Win: 240		WON-LOST	WINNING	LAST 10	STRENGTH OF	OPP. STRENGTH	TEAM	ADJ.	CONF.	ADJ CONF.
Average RPI Loss: 189		RECORD	PCT. RANK	GAMES	SCHEDULE	OF SCHEDULE	RPI	RPI	RPI	RPI
DIV. I ONLY	6- 20	289	2- 8	121	321	272	276	30	30	
DIV. I NON-CONF.	6- 20	261	2- 8	150	320	253	257	26	27	
TOTALS	RPI 1-25	RPI 26-50	W-L RECORDS	RPI 51-100	RPI 150+					
6- 20	0- 1	0- 0	OVERALL	0- 1	5- 15					
5- 8	0- 0	0- 0	HOME	0- 0	4- 7					
0- 10	0- 1	0- 0	AWAY	0- 1	0- 7					
1- 2	0- 0	0- 0	NEUTRAL	0- 0	1- 1					
6- 20	0- 1	0- 0	NON-CONFERENCE	0- 1	5- 15					
5- 8	0- 0	0- 0	HOME	0- 0	4- 7					
0- 10	0- 1	0- 0	AWAY	0- 1	0- 7					
1- 2	0- 0	0- 0	NEUTRAL	0- 0	1- 1					
0- 0	0- 0	0- 0	CONFERENCE	0- 0	0- 0					
0- 0	0- 0	0- 0	HOME	0- 0	0- 0					
0- 0	0- 0	0- 0	AWAY	0- 0	0- 0					
0- 0	0- 0	0- 0	NEUTRAL	0- 0	0- 0					
RPI S	RPI 1-25	RPI 26-50	RPI 51-100	RPI 101+	Team's RPI: 276					
10	Opponent	Opponent	Opponent	Opponent	Score					
10	A Vanderbi l t		64	A Flori da St.	28	121	A East Caro.	52	73	
						138	H Jackson St.	42	45	
						138	N Jackson St.	45	61	
						140	H Del aware St.	62	59	
						160	A Jacksonville St.	44	83	
						160	H Jacksonville St.	57	76	
						173	A Al abama St.	51	67	
						173	H Al abama St.	44	50	
						178	A Flori da A&M	46	89	
						178	H Flori da A&M	52	62	
						214	A Ga. Southern	59	75	
						214	H Ga. Southern	43	57	
						227	H La. -Lafayette	49	45	
						241	A Bethune-Cookman	60	70	
						241	H Bethune-Cookman	69	60	
						249	H Al abama A&M	64	52	
						249	N Al abama A&M	53	71	
						257	A Bi rmi ngham-So.	46	72	
						257	H Bi rmi ngham-So.	53	61	
						258	H Grambl ing	59	53	
						279	A Md. -East. Shore	60	86	
						279	H Md. -East. Shore	57	65	
						306	H Eastern Ill.	65	72	
						322	N Morgan St.	61	52	
LAST 10 Div sion I GAMES:										
160	H Jacksonville St.	57	76	279	H Md. -East. Shore	57	65			
214	A Ga. Southern	59	75	160	A Jacksonville St.	44	83			
173	A Al abama St.	51	67	214	H Ga. Southern	43	57			
279	A Md. -East. Shore	60	86	249	H Al abama A&M	64	52			
140	H Del aware St.	62	59	241	A Bethune-Cookman	60	70			

Non-Di v I Games:

Savannah St.

Average RPI Win:	158	WON-LOST	WINNING	LAST 10	STRENGTH OF	OPP. STRENGTH	TEAM	ADJ.	CONF.	ADJ CONF.
Average RPI Loss:	70	RECORD	PCT. RANK	GAMES	SCHEDULE	OF SCHEDULE	RPI	RPI	RPI	RPI

DIV. I ONLY	15- 15	154	3- 7	110	61	111	111	5	5
DIV. I NON-CONF.	9- 4	58	1- 1	259	120	116	115	6	6

TOTALS	RPI 1-25	RPI 26-50	W-L RECORDS	RPI 51-100	RPI 150+
15- 15	1- 4	0- 5	OVERALL	5- 2	8- 3
10- 4	1- 1	0- 2	HOME	4- 0	4- 1
4- 7	0- 2	0- 3	AWAY	1- 1	3- 1
1- 4	0- 1	0- 0	NEUTRAL	0- 1	1- 1
9- 4	0- 0	0- 0	NON-CONFERENCE	3- 2	5- 1
6- 0	0- 0	0- 0	HOME	3- 0	2- 0
2- 1	0- 0	0- 0	AWAY	0- 1	2- 0
1- 3	0- 0	0- 0	NEUTRAL	0- 1	1- 1
6- 11	1- 4	0- 5	CONFERENCE	2- 0	3- 2
4- 4	1- 1	0- 2	HOME	1- 0	2- 1
2- 6	0- 2	0- 3	AWAY	1- 0	1- 1
0- 1	0- 1	0- 0	NEUTRAL	0- 0	0- 0

RPI	S	Opponent	Score
4	H	Connecticut	63 71
16	A	Boston College	41 50
24	A	Rutgers	44 54
24	N	Rutgers	42 51
25	H	Notre Dame	51 45

RPI	S	Opponent	Score
26	A	Villanova	51 62
26	H	Villanova	58 63
29	A	Virginia Tech	40 64
29	H	Virginia Tech	42 48
32	A	Miami (Fla.)	43 81

RPI	S	Opponent	Score
58	H	West Virginia	57 50
61	N	Southern California	59 70
65	A	St. Joseph's	61 68
79	H	Michigan	63 52
84	H	Charlotte	77 67
85	H	George Mason	61 56
88	A	Georgetown	57 46

RPI	S	Opponent	Score
105	N	Texas A&M	52 54
114	H	South Carolina	57 46
166	A	St. John's (N.Y.)	52 61
166	H	St. John's (N.Y.)	63 52
189	N	Northeastern	53 49
192	H	Syracuse	79 71
215	H	Pittsburgh	56 61
223	A	Providence	66 49
228	N	Fordham	63 74
242	A	Fairfield	73 57
254	A	Navy	60 53
281	H	Liona	72 54
292	H	Rider	83 58

LAST 10 Division I GAMES:

65	A	St. Joseph's	61 68	26	H	Villanova	58 63
85	H	George Mason	61 56	32	A	Miami (Fla.)	43 81
24	N	Rutgers	42 51	29	H	Virginia Tech	42 48
24	A	Rutgers	44 54	192	H	Syracuse	79 71
166	A	St. John's (N.Y.)	52 61	25	H	Notre Dame	51 45

S
i
e
n
a

Siena				Through Games Of 2004 Final							
Average RPI Win:		208	WON-LOST	WINNING	LAST 10	STRENGTH OF	OPP. STRENGTH	TEAM	ADJ.	CONF.	ADJ CONF.
Average RPI Loss:		122	RECORD	PCT. RANK	GAMES	SCHEDULE	OF SCHEDULE	RPI	RPI	RPI	RPI
DIV. I ONLY		17- 11	92	7- 3	142	165	105	107	17	17	
DIV. I NON-CONF.		4- 5	180	0- 0	78	77	112	116	18	18	
<hr/>											
TOTALS		RPI 1-25	RPI 26-50	W-L RECORDS		RPI 51-100	RPI 150+				
17- 11		0- 3	0- 0	OVERALL		2- 0	14- 3				
9- 4		0- 1	0- 0	HOME		1- 0	7- 2				
7- 5		0- 1	0- 0	AWAY		1- 0	6- 1				
1- 2		0- 1	0- 0	NEUTRAL		0- 0	1- 0				
4- 5		0- 3	0- 0	NON-CONFERENCE		0- 0	4- 1				
3- 1		0- 1	0- 0	HOME		0- 0	3- 0				
0- 3		0- 1	0- 0	AWAY		0- 0	0- 1				
1- 1		0- 1	0- 0	NEUTRAL		0- 0	1- 0				
13- 6		0- 0	0- 0	CONFERENCE		2- 0	10- 2				
6- 3		0- 0	0- 0	HOME		1- 0	4- 2				
7- 2		0- 0	0- 0	AWAY		1- 0	6- 0				
0- 1		0- 0	0- 0	NEUTRAL		0- 0	0- 0				
<hr/>											
RPI 1-25			RPI 26-50			RPI 51-100			RPI 101+ Team's RPI: 107		
RPI S	Opponent	Score	RPI S	Opponent	Score	RPI S	Opponent	Score	RPI S	Opponent	Score
4 A	Connecticut	45 69				90 A	Marist	57 51	109 A	Canisius	56 60
14 N	Oklahoma	70 85				90 H	Marist	65 55	109 H	Canisius	58 56
16 H	Boston College	49 65							109 N	Canisius	72 81
									132 A	Duquesne	65 74
									135 A	Niagara	48 53
									135 H	Niagara	56 65
									177 H	Albany (N.Y.)	63 46
									184 H	Dartmouth	68 58
									193 A	St. Peter's	64 52
									193 H	St. Peter's	63 47
									201 H	St. Bonaventure	64 45
									204 A	Loyola (Md.)	58 46
									204 H	Loyola (Md.)	52 66
									208 A	Holy Cross	58 59
									225 A	Manhattan	70 58
									225 H	Manhattan	57 48
									242 A	Fairfield	68 63
									242 H	Fairfield	76 58
									281 A	Iona	66 49
									281 H	Iona	57 61
									292 A	Rider	78 47
									292 H	Rider	67 57
									299 N	UC Riverside	85 58
LAST 10 Division I Games:											
			109 N	Canisius	72 81		193 A	St. Peter's	64 52		
			193 H	St. Peter's	63 47		204 A	Loyola (Md.)	58 46		
			90 A	Marist	57 51		281 H	Iona	57 61		
			225 H	Manhattan	57 48		242 H	Fairfield	76 58		
			292 A	Rider	78 47		135 A	Niagara	48 53		

S
i
e
n
a

Non-Div I Games:

Siena

Average RPI Win: 198										WON-LOST RECORD		WINNING PCT. RANK		LAST 10 GAMES		STRENGTH OF SCHEDULE		OPP. STRENGTH OF SCHEDULE		TEAM RPI		ADJ. RPI		CONF. RPI		ADJ CONF. RPI	
DIV. I ONLY										22- 7		30		7- 3		189		135		73		77		10		10	
DIV. I NON-CONF.										11- 2		20		0- 1		226		189		72		73		11		11	
TOTALS										RPI 1-25		RPI 26-50		W-L RECORDS		RPI 51-100				RPI 150+							
22- 7										0- 1		0- 0		OVERALL		1- 4				16- 1							
12- 2										0- 0		0- 0		HOME		1- 1				9- 0							
9- 3										0- 0		0- 0		AWAY		0- 3				6- 0							
1- 2										0- 1		0- 0		NEUTRAL		0- 0				1- 1							
11- 2										0- 1		0- 0		NON-CONFERENCE		1- 1				9- 0							
6- 1										0- 0		0- 0		HOME		1- 1				5- 0							
4- 0										0- 0		0- 0		AWAY		0- 0				3- 0							
1- 1										0- 1		0- 0		NEUTRAL		0- 0				1- 0							
11- 5										0- 0		0- 0		CONFERENCE		0- 3				7- 1							
6- 1										0- 0		0- 0		HOME		0- 0				4- 0							
5- 3										0- 0		0- 0		AWAY		0- 3				3- 0							
0- 1										0- 0		0- 0		NEUTRAL		0- 0				0- 1							
RPI 1-25										RPI 26-50		RPI 51-100		Team's RPI: 77		RPI 101+											
RPI S Opponent Score										RPI S Opponent Score		RPI S Opponent Score		RPI S Opponent Score		RPI S Opponent Score											
10 N Vanderbi l t 62 64														60 A Middle Tenn. 55 56		142 A North Texas 61 50											
														63 H Mi ssi ssi ppi St. 67 53		142 H North Texas 51 53											
														64 H Flori da St. 61 67		145 A Okl ahoma St. 68 59											
														67 A Western Ky. 52 66		146 H Fl ori da Int' l 59 58											
														80 A Arkansas St. 54 57		149 A New Mexico St. 55 47											
																149 H New Mexico St. 69 35											
																151 A UAB 72 69											
																154 H Southern U. 65 52											
																167 A Denver 56 50											
																167 H Denver 62 56											
																167 N Denver 45 47											
																173 H Al abama St. 62 57											
																191 H La. -Monroe 59 56											
																211 H Bel mont 65 52											
																227 A La. -Lafayette 57 54											
																227 H La. -Lafayette 52 49											
																233 H Ark. -Little Rock 57 56											
																246 A New Orleans 66 65											
																246 H New Orleans 60 54											
																268 A McNeese St. 54 51											
																287 N St. Francis (N.Y.) 61 54											
																301 H Mi ssi ssi ppi Val . 81 58											
																321 A Lamar 76 50											
LAST 10 Division I GAMES:																											
64 H Flori da St. 61 67														246 H New Orleans 60 54													
167 N Denver 45 47														149 A New Mexico St. 55 47													
142 A North Texas 61 50														227 H La. -Lafayette 52 49													
167 A Denver 56 50														80 A Arkansas St. 54 57													
146 H Fl ori da Int' l 59 58														233 H Ark. -Little Rock 57 56													

South
Ala.

S
o
u
t
h
A
l
a
:

Non-Div l Games:

South Al a.

Loss, Non-Conf, S Site, H Home A Away N Neutral

South Carolina St. Through Games of 2007 Final											
Average RPI Win:	248	WON-LOST	RECORD	WINNING	PCT. RANK	LAST 10	STRENGTH OF	OPP. STRENGTH	TEAM	ADJ.	CONF.
Average RPI Loss:	193					GAMES	SCHEDULE	OF SCHEDULE	RPI	RPI	RPI
DIV. I ONLY		9- 19	254	1- 9	254	297	280	280	28	28	
DIV. I NON-CONF.		3- 6	227	0- 0	100	240	190	186	28	28	
<hr/>											
TOTALS	RPI 1-25		RPI 26-50		W-L RECORDS		RPI 51-100			RPI 150+	
9- 19	0- 0		0- 1		OVERALL		0- 2			7- 13	
3- 7	0- 0		0- 0		HOME		0- 0			2- 5	
6- 11	0- 0		0- 1		AWAY		0- 2			5- 7	
0- 1	0- 0		0- 0		NEUTRAL		0- 0			0- 1	
<hr/>											
3- 6	0- 0		0- 1		NON-CONFERENCE		0- 2			2- 2	
1- 0	0- 0		0- 0		HOME		0- 0			0- 0	
2- 6	0- 0		0- 1		AWAY		0- 2			2- 2	
0- 0	0- 0		0- 0		NEUTRAL		0- 0			0- 0	
<hr/>											
6- 13	0- 0		0- 0		CONFERENCE		0- 0			5- 11	
2- 7	0- 0		0- 0		HOME		0- 0			2- 5	
4- 5	0- 0		0- 0		AWAY		0- 0			3- 5	
0- 1	0- 0		0- 0		NEUTRAL		0- 0			0- 1	
<hr/>											
RPI 1-25		RPI 26-50		RPI 51-100		RPI 101+		Team's RPI : 280			
RPI S	Opponent	Score	RPI S	Opponent	Score	RPI S	Opponent	Score	RPI S	Opponent	Score
27	A North Carol i na	51 90	60	A Mi ddl e Tenn.	54 76	121	H East Caro.	71 65	126	A Cal i forni a	47 78
			69	A Li berty	52 75	127	A Hampton	63 57	127	H Hampton	39 76
						140	H Del aware St.	41 78	178	A Fl ori da A&M	61 68
						178	H Fl ori da A&M	67 69	185	A Coppi n St.	67 77
						185	H Coppi n St.	42 58	212	A San Franci sco	46 72
						213	A UNC Asheville	52 67	220	A Howard	68 56
						241	A Bethune-Cookman	49 55	241	H Bethune-Cookman	68 81
						264	A Coastal Caro.	62 52	279	A Md. -East. Shore	61 94
						279	H Md. -East. Shore	75 66	288	A Norfol k St.	72 66
						288	H Norfol k St.	56 65	288	N Norfol k St.	56 60
						302	A N. C. A&T	58 57	302	H N. C. A&T	60 64
						305	A Col. of Charleston	72 47	322	A Morgan St.	83 84
						322	H Morgan St.	74 59			
LAST 10 Div						sion I GAMES:					
288	N Norfol k St.	56 60	322	H Morgan St.	74 59	322	H Morgan St.	74 59			
302	H N. C. A&T	60 64	279	A Md. -East. Shore	61 94	279	A Md. -East. Shore	61 94			
178	A Fl ori da A&M	61 68	288	H Norfol k St.	56 65	288	H Norfol k St.	56 65			
241	A Bethune-Cookman	49 55	127	H Hampton	39 76	127	H Hampton	39 76			
185	H Coppi n St.	42 58	140	H Del aware St.	41 78	140	H Del aware St.	41 78			

Non-Div I Games:

South Carolina St.

■ Loss, ■ Non-Conf, S Site, H Home A Away N Neutral

South Florida				WON-LOST RECORD		WINNING PCT. RANK		LAST 10 GAMES		STRENGTH OF SCHEDULE		OPP. STRENGTH OF SCHEDULE		TEAM RPI		ADJ. RPI		CONF. RPI		ADJ CONF. RPI			
Average RPI Win: 170																							
Average RPI Loss: 61																							
DIV. I ONLY				14- 15		166		6- 4		69		77		98		97		7		7			
DIV. I NON-CONF.				7- 7		147		0- 1		89		145		106		106		7		7			
TOTALS				RPI 1-25		RPI 26-50		W-L RECORDS		RPI 51-100						RPI 150+							
14- 15				1- 3		0- 6		OVERALL		1- 4						8- 1							
9- 5				1- 2		0- 3		HOME		0- 0						4- 0							
5- 9				0- 1		0- 3		AWAY		1- 3						4- 1							
0- 1				0- 0		0- 0		NEUTRAL		0- 1						0- 0							
7- 7				0- 2		0- 2		NON-CONFERENCE		0- 2						4- 1							
5- 2				0- 1		0- 1		HOME		0- 0						2- 0							
2- 5				0- 1		0- 1		AWAY		0- 2						2- 1							
0- 0				0- 0		0- 0		NEUTRAL		0- 0						0- 0							
7- 8				1- 1		0- 4		CONFERENCE		1- 2						4- 0							
4- 3				1- 1		0- 2		HOME		0- 0						2- 0							
3- 4				0- 0		0- 2		AWAY		1- 1						2- 0							
0- 1				0- 0		0- 0		NEUTRAL		0- 1						0- 0							
RPI 1-25				RPI 26-50		RPI 51-100		Team's RPI: 97		RPI 101+													
RPI	S	Opponent		Score		RPI	S	Opponent		Score		RPI	S	Opponent		Score		RPI	S	Opponent		Score	
8	H	Houston		57 62		31	H	DePaul		74 84		53	A	UNLV		61 74		109	H	Canisius		78 57	
11	A	Georgia		65 92		32	H	Miami (Fla.)		55 62		64	A	Florida St.		58 65		121	A	East Caro.		55 65	
15	H	Florida		55 70		34	H	Marquette		40 60		84	A	Charlotte		64 72		135	H	Niagara		73 58	
18	H	TCU		89 84		42	A	Richmond		55 63		89	A	Cincinnati		66 64		139	H	UMKC		73 53	
						46	A	Louisville		71 86		89	N	Cincinnati		68 71		144	H	Tulane		77 60	
						48	A	Memphis		59 69								151	A	UAB		70 61	
																		151	H	UAB		72 51	
																		175	H	Southern Miss.		70 38	
																		188	A	St. Louis		68 51	
																		235	A	Army		59 63	
																		243	H	Fla. Atlantic		82 56	
																		244	A	Wagner		64 48	
																		289	H	Akron		81 43	
																		299	A	UC Riverside		93 59	
								LAST 10 Division I GAMES:															
						42	A	Richmond		55 63		151	H	UAB		72 51							
						89	N	Cincinnati		68 71		46	A	Louisville		71 86							
						151	A	UAB		70 61		89	A	Cincinnati		66 64							
						144	H	Tulane		77 60		18	H	TCU		89 84							
						175	H	Southern Miss.		70 38		8	H	Houston		57 62							

South Fla.

Non-Div I Games:

South Fla.

Loss,
Non-Conf, S Site,
H Home
A Away
N Neutral

Average RPI Win:		255		WON-LOST		WINNING		LAST 10		STRENGTH OF		OPP. STRENGTH		TEAM		ADJ.		CONF.		ADJ CONF.	
Average RPI Loss:		104		RECORD		PCT. RANK		GAMES		SCHEDULE		OF SCHEDULE		RPI		RPI		RPI		RPI	
DIV. I ONLY		15- 13		137		7- 3				174		241		161		159		24		23	
DIV. I NON-CONF.		4- 6		200		0- 0				74		162		137		135		23		23	
TOTALS		RPI 1-25				RPI 26-50		W-L RECORDS		RPI 51-100						RPI 150+					
15- 13		0- 2				0- 2		OVERALL		0- 3						13- 3					
10- 1		0- 0				0- 0		HOME		0- 1						8- 0					
3- 9		0- 1				0- 2		AWAY		0- 1						3- 3					
2- 3		0- 1				0- 0		NEUTRAL		0- 1						2- 0					
4- 6		0- 2				0- 2		NON-CONFERENCE		0- 0						4- 0					
2- 0		0- 0				0- 0		HOME		0- 0						2- 0					
0- 4		0- 1				0- 2		AWAY		0- 0						0- 0					
2- 2		0- 1				0- 0		NEUTRAL		0- 0						2- 0					
11- 7		0- 0				0- 0		CONFERENCE		0- 3						9- 3					
8- 1		0- 0				0- 0		HOME		0- 1						6- 0					
3- 5		0- 0				0- 0		AWAY		0- 1						3- 3					
0- 1		0- 0				0- 0		NEUTRAL		0- 1						0- 0					
RPI S Opponent		RPI 1-25 Score		RPI S Opponent		RPI 26-50 Score		RPI S Opponent		RPI 51-100 Score		RPI S Opponent		RPI 101+ Team's RPI: 159 Score							
9 N	Kansas St.	42	78	39 A	Utah	65	76	75 A	Austin Peay	65	68	106 N	Bowling Green	60	70						
14 A	Oklahoma	48	83	44 A	Southwest Mo. St.	59	87	75 H	Austin Peay	54	64	116 A	Lipscomb	47	52						
								75 N	Austin Peay	55	72	136 A	Tennessee Tech	57	65						
												136 H	Tennessee Tech	102	90						
												148 H	Eastern Ky.	88	78						
												160 A	Jacksonville St.	83	95						
												176 H	Northern Ill.	59	57						
												240 H	Morehead St.	88	62						
												248 N	Alcorn St.	73	63						
												250 A	Murray St.	59	64						
												250 H	Murray St.	74	60						
												250 H	Murray St.	76	51						
												255 A	Tenn. -Martin	75	78						
												255 H	Tenn. -Martin	83	60						
												269 A	Samford	71	43						
												291 H	Southern Ill.	73	64						
												306 A	Eastern Ill.	79	66						
												306 H	Eastern Ill.	77	76						
												316 N	Prairie View	85	38						
												319 A	Tennessee St.	87	58						
												319 H	Tennessee St.	102	45						
LAST 10 Division I GAMES:																					
75 N	Austin Peay	55	72	148 H	Eastern Ky.	88	78														
250 H	Murray St.	76	51	319 A	Tennessee St.	87	58														
255 A	Tenn. -Martin	75	78	306 H	Eastern Ill.	77	76														
250 A	Murray St.	59	64	250 H	Murray St.	74	60														
240 H	Morehead St.	88	62	255 H	Tenn. -Martin	83	60														

Non-Div I Games: Southern Ark. 84 57

Southeast Mo. St.

Southeast Mo. St.

Southeast Mo. St.

Average RPI Win: 105				WON-LOST RECORD		WINNING PCT. RANK		LAST 10 GAMES		STRENGTH OF SCHEDULE		OPP. STRENGTH OF SCHEDULE		TEAM RPI		ADJ. RPI		CONF. RPI		ADJ CONF. RPI	
Average RPI Loss: 50																					
DIV. I ONLY				15- 13		137		5- 5		45		40		64		61		6		6	
DIV. I NON-CONF.				4- 5		180		1- 0		17		24		63		61		5		5	
TOTALS				RPI 1-25		RPI 26-50		W-L RECORDS		RPI 51-100				RPI 150+							
15- 13				1- 5		3- 2		OVERALL		5- 5				3- 0							
11- 3				1- 2		3- 0		HOME		3- 1				2- 0							
3- 8				0- 2		0- 2		AWAY		2- 3				1- 0							
1- 2				0- 1		0- 0		NEUTRAL		0- 1				0- 0							
4- 5				0- 4		1- 0		NON-CONFERENCE		0- 1				1- 0							
3- 2				0- 2		1- 0		HOME		0- 0				1- 0							
0- 2				0- 1		0- 0		AWAY		0- 1				0- 0							
1- 1				0- 1		0- 0		NEUTRAL		0- 0				0- 0							
11- 8				1- 1		2- 2		CONFERENCE		5- 4				2- 0							
8- 1				1- 0		2- 0		HOME		3- 1				1- 0							
3- 6				0- 1		0- 2		AWAY		2- 2				1- 0							
0- 1				0- 0		0- 0		NEUTRAL		0- 1				0- 0							
RPI S Opponent				RPI 1-25		RPI 26-50		RPI 51-100		Team's RPI: 61		RPI 101+		RPI S Opponent		Score					
4	H	Connecticut	69	72	37	H	UC Santa Barb.	76	61	56	A	Washington	70	72	111	N	Seton Hall	70	59		
12	A	Stanford	57	75	38	A	Arizona	64	75	56	H	Washington	70	50	126	A	California	59	68		
12	H	Stanford	59	56	38	H	Arizona	68	66	56	N	Washington	50	67	126	H	California	67	47		
20	N	Minnesota	61	84	50	A	UCLA	64	68	57	A	Arizona St.	68	65	137	H	Southern Methodist	64	48		
22	H	Colorado	67	69	50	H	UCLA	64	51	57	H	Arizona St.	65	50	224	A	Washington St.	83	47		
25	A	Notre Dame	62	73						73	A	New Mexico	75	77	224	H	Washington St.	82	52		
										86	A	Oregon St.	67	72	263	H	San Diego	82	65		
										86	H	Oregon St.	66	73							
										91	A	Oregon	69	55							
										91	H	Oregon	71	56							
								LAST 10 Division I GAMES:													
								56	N	Washington	50	67	38	H	Arizona	68	66				
								50	A	UCLA	64	68	57	H	Arizona St.	65	50				
								37	H	UC Santa Barb.	76	61	56	A	Washington	70	72				
								126	A	California	59	68	224	A	Washington St.	83	47				
								12	A	Stanford	57	75	91	H	Oregon	71	56				

Non-Div I Games:

Southern California

Average RPI Win:		205	WON-LOST		WINNING	LAST 10	STRENGTH OF		OPP. STRENGTH	TEAM	ADJ.	CONF.	ADJ CONF.		
Average RPI Loss:		137	RECORD		PCT. RANK	GAMES	SCHEDULE		OF SCHEDULE	RPI	RPI	RPI	RPI		
DIV. I ONLY		3- 24	311		1- 9		153		127		295		291	14	14
DIV. I NON-CONF.		1- 8	293		0- 0		187		115		276		278	10	10
TOTALS		RPI 1-25	RPI 26-50		W-L RECORDS		RPI 51-100		RPI 150+						
3- 24		0- 0	0- 3		OVERALL		0- 3		3- 15						
0- 10		0- 0	0- 1		HOME		0- 1		0- 7						
3- 13		0- 0	0- 2		AWAY		0- 2		3- 7						
0- 1		0- 0	0- 0		NEUTRAL		0- 0		0- 1						
1- 8		0- 0	0- 1		NON-CONFERENCE		0- 1		1- 5						
0- 2		0- 0	0- 0		HOME		0- 0		0- 2						
1- 5		0- 0	0- 1		AWAY		0- 1		1- 2						
0- 1		0- 0	0- 0		NEUTRAL		0- 0		0- 1						
2- 16		0- 0	0- 2		CONFERENCE		0- 2		2- 10						
0- 8		0- 0	0- 1		HOME		0- 1		0- 5						
2- 8		0- 0	0- 1		AWAY		0- 1		2- 5						
0- 0		0- 0	0- 0		NEUTRAL		0- 0		0- 0						
RPI 1-25		RPI 26-50		RPI 51-100		RPI 101+		Team's RPI: 291							
RPI S	Opponent	Score	RPI S	Opponent	Score	RPI S	Opponent	Score	RPI S	Opponent	Score				
31	A DePaul	57 102	52	A Creighton	60 77	119	A Drake	53 65	119	H Drake	42 69				
44	A Southwest Mo. St.	35 89	52	H Creighton	47 59	136	A Tennessee Tech	71 88	151	N UAB	72 85				
44	H Southwest Mo. St.	53 84				155	A Indiana St.	58 91	155	H Indiana St.	84 98				
						156	H Northwestern	41 56	159	A Southeast Mo. St.	64 73				
						162	A Illinois St.	56 86	162	H Illinois St.	63 85				
						171	A Wi chi ta St.	57 70	171	H Wi chi ta St.	67 75				
						174	A Northern Iowa	55 90	174	H Northern Iowa	68 70				
						175	H Southern Mi ss.	55 59	188	A St. Loui s	68 65				
						195	A Evansville	65 62	195	A Evansville	57 63				
						231	A Bradl ey	78 75	231	H Bradl ey	51 86				
						239	A Long Isl and	48 64							
LAST 10 Division I GAMES:															
52	A Creighton	60 77	171	A Wi chi ta St.	57 70										
119	A Drake	53 65	162	H Illinois St.	63 85										
174	H Northern Iowa	68 70	155	H Indiana St.	84 98										
231	H Bradley	51 86	195	A Evansville	57 63										
44	A Southwest Mo. St.	35 89	231	A Bradl ey	78 75										

Southern Ill.

Southern Ill.

Non-Div I Games:

Southern Ill.

■ Loss,
 ■ Non-Conf,
 ■ S Site,
 ■ H Home
 ■ A Away
 N Neutral

Average RPI Win:		194		WON-LOST RECORD		WINNING PCT. RANK		LAST 10 GAMES		STRENGTH OF SCHEDULE		OPP. STRENGTH OF SCHEDULE		TEAM RPI		ADJ. RPI		CONF. RPI		ADJ CONF. RPI		
Average RPI Loss:		103																				
DIV. I ONLY		13- 15		179		4- 6		99		112		140		137		13		13				
DIV. I NON-CONF.		4- 5		180		0- 0		53		59		98		97		12		12				
TOTALS		RPI 1-25		RPI 26-50		W-L RECORDS		RPI 51-100		RPI 150+												
13- 15		0- 5		0- 0		OVERALL		2- 4		8- 5												
7- 6		0- 4		0- 0		HOME		0- 2		6- 0												
6- 8		0- 1		0- 0		AWAY		2- 2		2- 5												
0- 1		0- 0		0- 0		NEUTRAL		0- 0		0- 0												
4- 5		0- 3		0- 0		NON-CONFERENCE		1- 1		2- 1												
1- 3		0- 3		0- 0		HOME		0- 0		1- 0												
3- 2		0- 0		0- 0		AWAY		1- 1		1- 1												
0- 0		0- 0		0- 0		NEUTRAL		0- 0		0- 0												
9- 10		0- 2		0- 0		CONFERENCE		1- 3		6- 4												
6- 3		0- 1		0- 0		HOME		0- 2		5- 0												
3- 6		0- 1		0- 0		AWAY		1- 1		1- 4												
0- 1		0- 0		0- 0		NEUTRAL		0- 0		0- 0												
RPI 1-25				RPI 26-50				RPI 51-100				RPI 101+		Team's RPI: 137								
RPI S	Opponent	Score		RPI S	Opponent	Score		RPI S	Opponent	Score		RPI S	Opponent	Score								
13	H Texas Tech	37	77					51	A Ri ce	60	78	133	A UTEP	52	45							
14	H Okl ahoma	63	85					51	H Ri ce	60	70	133	H UTEP	54	39							
18	H TCU	64	74					59	A Mai ne	44	43	133	N UTEP	73	80							
19	A Loui si ana Tech	52	88					61	A Southern	48	64	142	A North Texas	70	66							
19	H Loui si ana Tech	79	89							Cal i forni a			190	A Fresno St.	35	49						
								92	A Tul sa	72	64	190	H Fresno St.	67	62							
								92	H Tul sa	67	73	197	A San Jose St.	59	64							
												197	H San Jose St.	88	61							
												203	H Texas-Arlington	74	71							
												209	A New Hampshi re	62	63							
												232	A Hawai i	50	67							
												232	H Hawai i	74	65							
												252	A Boi se St.	57	76							
												252	H Boi se St.	66	41							
												278	A San Di ego St.	64	55							
												307	A Nevada	71	68							
												307	H Nevada	70	62							
						LAST 10 Div si on I GAMES:																
				133	N UTEP	73	80	19	H Loui si ana Tech	79	89											
				51	H Ri ce	60	70	232	H Hawai i	74	65											
				92	H Tul sa	67	73	197	H San Jose St.	88	61											
				133	A UTEP	52	45	190	A Fresno St.	35	49											
				252	A Boi se St.	57	76	307	A Nevada	71	68											

Southern Methodist

Non-Di v I Games:

Southern Methodist

Loss,
Non-Conf, S Site,
H Home
A Away
N Neutral

Average RPI Win:		246	WON-LOST	WINNING	LAST 10	STRENGTH OF	OPP. STRENGTH	TEAM	ADJ.	CONF.	ADJ CONF.
Average RPI Loss:		85	RECORD	PCT. RANK	GAMES	SCHEDULE	OF SCHEDULE	RPI	RPI	RPI	RPI
DIV. I ONLY	14- 13	143	1- 9	227	115	175	175	7	7		
DIV. I NON-CONF.	12- 1	4	0- 0	309	316	110	112	7	7		
TOTALS	RPI 1-25	RPI 26-50	W-L RECORDS	RPI 51-100	RPI 150+						
14- 13	0- 2	0- 4	OVERALL	0- 3	12- 2						
11- 5	0- 0	0- 2	HOME	0- 2	9- 0						
3- 8	0- 2	0- 2	AWAY	0- 1	3- 2						
0- 0	0- 0	0- 0	NEUTRAL	0- 0	0- 0						
12- 1	0- 0	0- 0	NON-CONFERENCE	0- 0	11- 1						
9- 0	0- 0	0- 0	HOME	0- 0	8- 0						
3- 1	0- 0	0- 0	AWAY	0- 0	3- 1						
0- 0	0- 0	0- 0	NEUTRAL	0- 0	0- 0						
2- 12	0- 2	0- 4	CONFERENCE	0- 3	1- 1						
2- 5	0- 0	0- 2	HOME	0- 2	1- 0						
0- 7	0- 2	0- 2	AWAY	0- 1	0- 1						
0- 0	0- 0	0- 0	NEUTRAL	0- 0	0- 0						
RPI 1-25		RPI 26-50		RPI 51-100		RPI 101+ Team's RPI: 175					
RPI S	Opponent	Score	RPI S	Opponent	Score	RPI S	Opponent	Score			
8	A Houston	56 70	31	A DePaul	72 93	84	H Charlotte	57 59	121	H East Caro.	53 56
18	A TCU	45 76	34	A Marquette	54 76	89	H Cincinnati	64 77	134	H Tex. A&M-Corp.	64 58
			46	H Louisville	58 67	97	A South Fla.	38 70		Chris	
			48	H Memphis	61 73				144	A Tulane	51 65
									144	H Tulane	68 51
									151	A UAB	70 71
									188	H St. Louis	81 51
									191	H La. -Monroe	68 59
									233	A Ark. -Little Rock	51 56
									246	H New Orleans	73 64
									259	H Mercer	65 44
									265	H Troy St.	46 36
									268	H McNeese St.	68 43
									269	A Samford	63 47
									286	H Sam Houston St.	74 51
									291	A Southern Ill.	59 55
									295	A Centenary (La.)	74 54
									301	H Mississippi Val.	64 35
									312	H Gardner-Webb	48 44
				LAST 10 Division I GAMES:							
			144	A Tulane	51 65	18	A TCU	45 76			
			151	A UAB	70 71	8	A Houston	56 70			
			97	A South Fla.	38 70	48	H Memphis	61 73			
			46	H Louisville	58 67	188	H St. Louis	81 51			
			89	H Cincinnati	64 77	34	A Marquette	54 76			

Non-Div I Games:

Southern Miss.

Southern H.C.				Through Games Of 2007 Final							
Average RPI Win:		272	WON-LOST RECORD	WINNING PCT. RANK	LAST 10 GAMES	STRENGTH OF SCHEDULE	OPP. STRENGTH OF SCHEDULE	TEAM RPI	ADJ. RPI	CONF. RPI	ADJ CONF. RPI
DIV. I ONLY		16- 13	127	7- 3		163	280	155	154	31	31
DIV. I NON-CONF.		1- 7	287	0- 1		12	45	164	157	31	31
<hr/>											
TOTALS		RPI 1-25		RPI 26-50	W-L RECORDS		RPI 51-100			RPI 150+	
16- 13		0- 3		0- 1	OVERALL		0- 2			15- 4	
7- 2		0- 0		0- 0	HOME		0- 0			7- 1	
5- 10		0- 3		0- 1	AWAY		0- 2			5- 3	
4- 1		0- 0		0- 0	NEUTRAL		0- 0			3- 0	
<hr/>											
1- 7		0- 3		0- 1	NON-CONFERENCE		0- 2			1- 0	
0- 0		0- 0		0- 0	HOME		0- 0			0- 0	
0- 6		0- 3		0- 1	AWAY		0- 2			0- 0	
1- 1		0- 0		0- 0	NEUTRAL		0- 0			1- 0	
<hr/>											
15- 6		0- 0		0- 0	CONFERENCE		0- 0			14- 4	
7- 2		0- 0		0- 0	HOME		0- 0			7- 1	
5- 4		0- 0		0- 0	AWAY		0- 0			5- 3	
3- 0		0- 0		0- 0	NEUTRAL		0- 0			2- 0	
<hr/>											
RPI 1-25		RPI 26-50		RPI 51-100		Team's RPI : 154					
RPI S	Opponent	Score	RPI S	Opponent	Score	RPI S	Opponent	Score	RPI S	Opponent	Score
6	A Texas	57 92	47	A Missouri	43 79	63	A Mississippi St.	46 69	138	A Jackson St.	53 56
19	A Louisiana Tech	29 78				77	A South Ala.	52 65	138	H Jackson St.	49 60
20	A Minnesota	41 93							138	N Jackson St.	48 47
									147	N Harvard	63 73
									173	A Alabama St.	62 75
									173	H Alabama St.	49 57
									248	A Alcorn St.	52 57
									248	H Alcorn St.	76 68
									249	A Alabama A&M	64 61
									249	H Alabama A&M	70 65
									249	N Alabama A&M	84 76
									258	A Grambling	75 86
									258	H Grambling	70 65
									262	A Texas Southern	53 52
									262	H Texas Southern	60 55
									268	N McNeese St.	77 61
									301	A Mississippi Val.	68 66
									301	H Mississippi Val.	60 58
									301	N Mississippi Val.	68 61
									314	A Ark. -Pine Bluff	97 76
									314	H Ark. -Pine Bluff	80 64
									316	A Prairie View	61 48
									316	H Prairie View	69 56
<hr/>											
LAST 10 Division I GAMES:											
	6	A Texas	57	92			316	H Prairie View	69	56	
	301	N Mississippi Val.	68	61			248	A Alcorn St.	52	57	
	138	N Jackson St.	48	47			173	A Alabama St.	62	75	
	249	N Alabama A&M	84	76			249	A Alabama A&M	64	61	
	262	H Texas Southern	60	55			301	H Mississippi Val.	60	58	

Non-Div | Games: Tougaloo 90 60

Southern U.

Loss, Non-Conf, S Site, H Home A Away N Neutral

Southern Utah

Through Games Of 2004 Final

Average RPI Win: 218		WON-LOST	WINNING	LAST 10	STRENGTH OF	OPP. STRENGTH	TEAM	ADJ.	CONF.	ADJ CONF.
Average RPI Loss: 161		RECORD	PCT. RANK	GAMES	SCHEDULE	OF SCHEDULE	RPI	RPI	RPI	RPI
DIV. I ONLY	16- 10	89	6- 4	311	190	187	187	18	19	
DIV. I NON-CONF.	7- 2	38	0- 0	316	234	173	175	19	19	
TOTALS	RPI 1-25	RPI 26-50	W-L RECORDS	RPI 51-100	RPI 150+					
16- 10	0- 0	0- 0	OVERALL	0- 1	11- 4					
10- 2	0- 0	0- 0	HOME	0- 1	6- 1					
5- 6	0- 0	0- 0	AWAY	0- 0	4- 3					
1- 2	0- 0	0- 0	NEUTRAL	0- 0	1- 0					
7- 2	0- 0	0- 0	NON-CONFERENCE	0- 1	7- 0					
3- 1	0- 0	0- 0	HOME	0- 1	3- 0					
3- 0	0- 0	0- 0	AWAY	0- 0	3- 0					
1- 1	0- 0	0- 0	NEUTRAL	0- 0	1- 0					
9- 8	0- 0	0- 0	CONFERENCE	0- 0	4- 4					
7- 1	0- 0	0- 0	HOME	0- 0	3- 1					
2- 6	0- 0	0- 0	AWAY	0- 0	1- 3					
0- 1	0- 0	0- 0	NEUTRAL	0- 0	0- 0					
RPI S	RPI 1-25 Opponent Score	RPI S	RPI 26-50 Opponent Score	RPI S	RPI 51-100 Opponent Score	RPI S	RPI 101+ Opponent Score	Team's RPI: 187		
				94 H Idaho St.	65 98	102 A Val parai so	63 73			
						102 H Val parai so	66 52			
						114 N South Carol i na	79 81			
						115 A Western III.	58 75			
						115 H Western III.	79 67			
						123 A Oakl and	61 73			
						123 H Oakl and	74 66			
						139 A UMKC	54 53			
						139 H UMKC	79 68			
						139 N UMKC	65 71			
						153 A Bri gham Young	72 70			
						164 A Oral Roberts	66 67			
						164 H Oral Roberts	65 75			
						199 A Wyomi ng	70 69			
						205 H Texas-San Antoni o	82 73			
						229 H Eastern Wash.	70 58			
						271 A IUPUI	73 65			
						271 H IUPUI	79 55			
						295 A Centenary (La.)	62 75			
						295 H Centenary (La.)	75 59			
						298 A Chi cago St.	65 68			
						298 H Chi cago St.	80 57			
						308 A Utah St.	79 60			
						318 H Sacramento St.	73 53			
						319 N Tennessee St.	83 40			
				LAST 10 Div sion I GAMES:						
			139 N UMKC	65 71	298 A Chi cago St.	65 68				
			139 A UMKC	54 53	295 A Centenary (La.)	62 75				
			164 A Oral Roberts	66 67	271 H IUPUI	79 55				
			115 H Western III.	79 67	123 H Oakl and	74 66				
			102 H Val parai so	66 52	139 H UMKC	79 68				

Non-Di v I Games: Montana Tech 76 52 Westmin ster (Uta89 61

Southern Utah

Loss, Non-Conf, S Site, H Home A Away N Neutral

Southern Utah

Southern Utah

[illegible]

Southwest Most

S
o
u
t
h
w
e
s
t
M
o
.
s
t

Non-Div I Games:

Southwest Mo. St.

Loss, Non-Conf, S Site, H Home A Away N Neutral

St. Bonaventure														
Average RPI Win:		204	WON-LOST RECORD		WINNING PCT. RANK	LAST 10 GAMES		STRENGTH OF SCHEDULE		OPP. STRENGTH OF SCHEDULE	TEAM RPI	ADJ. RPI	CONF. RPI	ADJ CONF. RPI
Average RPI Loss:		95												
DIV. I ONLY		9- 19	254		3- 7		97		104		207	201	8	8
DIV. I NON-CONF.		4- 7	217		0- 0		79		148		153	149	8	8

TOTALS		RPI 1-25	RPI 26-50		W-L RECORDS		RPI 51-100		RPI 150+					
9- 19		0- 0	1- 5		OVERALL		1- 6		6- 2					
7- 6		0- 0	1- 3		HOME		1- 2		4- 0					
2- 12		0- 0	0- 2		AWAY		0- 4		2- 2					
0- 1		0- 0	0- 0		NEUTRAL		0- 0		0- 0					
4- 7		0- 0	1- 1		NON-CONFERENCE		0- 4		2- 1					
3- 2		0- 0	1- 1		HOME		0- 1		1- 0					
1- 5		0- 0	0- 0		AWAY		0- 3		1- 1					
0- 0		0- 0	0- 0		NEUTRAL		0- 0		0- 0					
5- 12		0- 0	0- 4		CONFERENCE		1- 2		4- 1					
4- 4		0- 0	0- 2		HOME		1- 1		3- 0					
1- 7		0- 0	0- 2		AWAY		0- 1		1- 1					
0- 1		0- 0	0- 0		NEUTRAL		0- 0		0- 0					

RPI 1-25		RPI 26-50		RPI 51-100		RPI 101+		Team's RPI: 201						
RPI S	Opponent	Score	RPI S	Opponent	Score	RPI S	Opponent	Score	RPI S	Opponent	Score			
34	H Marquette	69 65	65	A Nebraska	62 69	107	A Si ena	45 64						
35	H George Washi ngton	61 73	65	A St. Joseph' s	54 74	110	A La Salle	65 76						
42	A Ri chmond	52 80	65	H St. Joseph' s	70 68	110	N La Salle	45 50						
43	H Maryl and	57 65	72	A Kent St.	60 69	120	A Rhode Isl and	64 72						
45	A Temple	36 68	76	H St. Francis (Pa.)	77 84	120	H Rhode Isl and	59 73						
45	H Temple	56 70	90	A Mari st	54 62	132	A Duquesne	60 74						
			100	H Xavi er	61 63	135	H Ni agara	73 69						
						209	A New Hampshi re	85 86						
						228	A Fordham	47 50						
						228	H Fordham	72 59						
						267	A Massachusetts	70 58						
						267	H Massachusetts	82 76						
						274	A Stony Brook	74 62						
						283	H Dayton	74 63						
						287	H St. Francis (N. Y.)	88 40						

LAST 10 Division I GAMES:														
110	N La Salle	45 50	45	A Temple	36 68									
42	A Ri chmond	52 80	110	A La Salle	65 76									
228	H Fordham	72 59	120	H Rhode Isl and	59 73									
65	A St. Joseph' s	54 74	65	H St. Joseph' s	70 68									
267	H Massachusetts	82 76	228	A Fordham	47 50									

Non-Div I Games:

St. Bonaventure

Loss, Non-Conf, S Site, H Home A Away N Neutral

St. Francis (W. V.) Through Games of 2007 Final										
Average RPI Win:	260	WON-LOST	WINNING	LAST 10	STRENGTH OF	OPP. STRENGTH	TEAM	ADJ.	CONF.	ADJ. CONF.
Average RPI Loss:	192	RECORD	PCT. RANK	GAMES	SCHEDULE	OF SCHEDULE	RPI	RPI	RPI	RPI
DIV. I ONLY	8- 19	266	5- 5	266	293	287	287	26	26	
DIV. I NON-CONF.	1- 8	293	0- 0	266	273	306	307	29	29	
TOTALS	RPI 1-25	RPI 26-50	W-L RECORDS	RPI 51-100	RPI 150+					
8- 19	0- 0	0- 0	OVERALL	0- 3	7- 15					
6- 7	0- 0	0- 0	HOME	0- 1	5- 5					
2- 11	0- 0	0- 0	AWAY	0- 1	2- 10					
0- 1	0- 0	0- 0	NEUTRAL	0- 1	0- 0					
1- 8	0- 0	0- 0	NON-CONFERENCE	0- 1	1- 6					
1- 3	0- 0	0- 0	HOME	0- 0	1- 2					
0- 4	0- 0	0- 0	AWAY	0- 0	0- 4					
0- 1	0- 0	0- 0	NEUTRAL	0- 1	0- 0					
7- 11	0- 0	0- 0	CONFERENCE	0- 2	6- 9					
5- 4	0- 0	0- 0	HOME	0- 1	4- 3					
2- 7	0- 0	0- 0	AWAY	0- 1	2- 6					
0- 0	0- 0	0- 0	NEUTRAL	0- 0	0- 0					
Team's RPI : 287										
RPI S	RPI 1-25	Score	RPI S	RPI 26-50	Score	RPI S	RPI 51-100	Score	RPI S	RPI 101+
Opponent			Opponent			Opponent			Opponent	Score
						76 A St. Francis (Pa.)	59 104		110 H La Salle	53 67
						76 H St. Francis (Pa.)	51 73		143 H Quinnipiac	97 83
						77 N South Ala.	54 61		152 A Sacred Heart	69 82
									152 H Sacred Heart	50 69
									181 H Columbia	56 64
									196 A Vermont	51 72
									201 A St. Bonaventure	40 88
									206 A Monmouth	49 69
									206 H Monmouth	54 71
									209 H New Hampshire	47 63
									226 A Fairleigh Dickinson	55 71
									226 H Fairleigh Dickinson	65 54
									239 A Long Island	52 57
									239 H Long Island	58 57
									244 A Wagner	66 79
									244 H Wagner	67 51
									254 A Navy	53 79
									277 A Mt. St. Mary's	57 64
									277 H Mt. St. Mary's	47 61
									279 H Md. -East. Shore	56 48
									292 A Rider	54 90
									311 A Central Conn. St.	65 46
									320 A Robert Morris	77 67
									320 H Robert Morris	52 50
LAST 10 Division I GAMES:										
						239 H Long Island	58 57		244 H Wagner	67 51
						226 H Fairleigh Dickinson	65 54		206 H Monmouth	54 71
						311 A Central Conn. St.	65 46		277 A Mt. St. Mary's	57 64
						206 A Monmouth	49 69		152 A Sacred Heart	69 82
						226 A Fairleigh Dickinson	55 71		320 H Robert Morris	52 50

St. Francis (N.Y.)

S
t
.
F
r
a
n
c
i
s
(
N
.
Y
.)

Non-Div I Games:

St. Francis (N. Y.)

■ Loss, ■ Non-Conf, S Site, H Home A Away N Neutral

Average RPI Win:		241	WON-LOST RECORD		WINNING PCT. RANK	LAST 10 GAMES		STRENGTH OF SCHEDULE		OPP. STRENGTH OF SCHEDULE	TEAM RPI	ADJ. RPI	CONF. RPI	ADJ CONF. RPI
Average RPI Loss:		77												
DIV. I ONLY		25- 6			12	9- 1		217		245	77	76	26	26
DIV. I NON-CONF.		4- 6			200	0- 1		113		112	159	153	29	29
TOTALS		RPI 1-25			RPI 26-50	W-L RECORDS		RPI 51-100		RPI 150+				
25- 6		0- 1			0- 1	OVERALL		0- 2		22- 0				
11- 2		0- 0			0- 0	HOME		0- 0		10- 0				
12- 3		0- 0			0- 1	AWAY		0- 2		11- 0				
2- 1		0- 1			0- 0	NEUTRAL		0- 0		1- 0				
4- 6		0- 1			0- 1	NON-CONFERENCE		0- 2		4- 0				
1- 2		0- 0			0- 0	HOME		0- 0		1- 0				
3- 3		0- 0			0- 1	AWAY		0- 2		3- 0				
0- 1		0- 1			0- 0	NEUTRAL		0- 0		0- 0				
21- 0		0- 0			0- 0	CONFERENCE		0- 0		18- 0				
10- 0		0- 0			0- 0	HOME		0- 0		9- 0				
9- 0		0- 0			0- 0	AWAY		0- 0		8- 0				
2- 0		0- 0			0- 0	NEUTRAL		0- 0		1- 0				
RPI 1-25				RPI 26-50				RPI 51-100		Team's RPI : 76		RPI 101+		
RPI S	Opponent	Score		RPI S	Opponent	Score		RPI S	Opponent	Score		RPI S	Opponent	Score
5 N	Purdue	59	78	27 A	North Carolina	44	80	88 A	Georgetown	63	71	109 H	Canisius	79 84
								100 A	Xavier	64	70	135 H	Niagara	73 86
												143 A	Quinnipiac	57 55
												143 H	Quinnipiac	96 89
												143 N	Quinnipiac	69 62
												152 H	Sacred Heart	87 55
												201 A	St. Bonaventure	84 77
												206 A	Monmouth	58 45
												206 H	Monmouth	70 55
												220 A	Howard	98 73
												226 A	Fairleigh Dickinson	69 50
												226 H	Fairleigh Dickinson	81 60
												239 A	Long Island	63 36
												239 H	Long Island	69 45
												244 A	Wagner	64 61
												244 H	Wagner	79 52
												251 H	Cornell	86 47
												272 A	UNC Greensboro	80 55
												277 A	Mt. St. Mary's	89 66
												277 H	Mt. St. Mary's	86 77
												277 N	Mt. St. Mary's	61 44
												287 A	St. Francis (N.Y.)	73 51
												287 H	St. Francis (N.Y.)	104 59
												311 A	Central Conn. St.	71 56
												311 H	Central Conn. St.	64 60
												320 A	Robert Morris	82 55
												320 H	Robert Morris	76 60
LAST 10 Division I GAMES:														
5 N	Purdue	59	78	143 H	Quinnipiac	96	89	244 A	Wagner	64	61	311 A	Central Conn. St.	71 56
206 H	Monmouth	70	55	226 H	Fairleigh Dickinson	81	60	277 A	Mt. St. Mary's	89	66	311 H	Central Conn. St.	64 60
143 N	Quinnipiac	69	62	277 A	Mt. St. Mary's	89	66	311 A	Central Conn. St.	71	56	320 A	Robert Morris	82 55
277 N	Mt. St. Mary's	61	44	311 H	Central Conn. St.	64	60					320 H	Robert Morris	76 60

Non-Div I Games:

St. Francis (Pa.)

Loss,
Non-Conf, S Site,
H Home
A Away
N Neutral

S
t
·
J
o
h
n
·
s
(
N
·
Y
·
)

St. John's (N.Y.)					Through Games Of 2004 Final						
Average RPI Win:		219	WON-LOST	WINNING	LAST 10	STRENGTH OF	OPP. STRENGTH	TEAM	ADJ.	CONF.	ADJ CONF.
Average RPI Loss:		60	RECORD	PCT. RANK	GAMES	SCHEDULE	OF SCHEDULE	RPI	RPI	RPI	RPI
DIV. I ONLY		10- 18	238	2- 8	89	73	167	166	5	5	
DIV. I NON-CONF.		6- 5	127	0- 0	245	204	181	183	6	6	
<hr/>											
TOTALS		RPI 1-25	RPI 26-50	W-L RECORDS		RPI 51-100		RPI 150+			
10- 18		0- 4	0- 6	OVERALL		0- 4		9- 1			
5- 8		0- 2	0- 2	HOME		0- 2		4- 1			
3- 9		0- 2	0- 4	AWAY		0- 1		3- 0			
2- 1		0- 0	0- 0	NEUTRAL		0- 1		2- 0			
6- 5		0- 0	0- 1	NON-CONFERENCE		0- 1		6- 1			
2- 3		0- 0	0- 0	HOME		0- 1		2- 1			
2- 2		0- 0	0- 1	AWAY		0- 0		2- 0			
2- 0		0- 0	0- 0	NEUTRAL		0- 0		2- 0			
4- 13		0- 4	0- 5	CONFERENCE		0- 3		3- 0			
3- 5		0- 2	0- 2	HOME		0- 1		2- 0			
1- 7		0- 2	0- 3	AWAY		0- 1		1- 0			
0- 1		0- 0	0- 0	NEUTRAL		0- 1		0- 0			
<hr/>											
RPI 1-25			RPI 26-50			RPI 51-100			RPI 101+ Team's RPI: 166		
RPI	S	Opponent	Score	RPI	S	Opponent	Score	RPI	S	Opponent	Score
4	A	Connecticut	49 82	26	A	Villanova	58 72	58	H	West Virginia	67 69
16	H	Boston College	68 87	26	H	Villanova	50 63	58	N	West Virginia	59 84
24	A	Rutgers	47 72	29	A	Virginia Tech	38 69	87	H	Delaware	44 59
25	H	Notre Dame	56 69	30	A	Ohio St.	53 67	88	A	Georgetown	56 74
				32	A	Miami (Fla.)	74 85				
				32	H	Miami (Fla.)	60 79				
<hr/>											
LAST 10 Division I GAMES:											
				58	N	West Virginia	59 84	25	H	Notre Dame	56 69
				29	A	Virginia Tech	38 69	32	A	Miami (Fla.)	74 85
				111	H	Seton Hall	61 52	223	H	Providence	83 75
				16	H	Boston College	68 87	26	H	Villanova	50 63
				26	A	Villanova	58 72	4	A	Connecticut	49 82

S
t
·
J
o
h
n
·
s
(
N
·
Y
·
)

Non-Div I Games:

St. John's (N.Y.)

Loss, Non-Conf, S Site, H Home A Away N Neutral

Average RPI Win: 159

Average RPI Loss: 61

WON-LOST
RECORDWINNING
PCT. RANKLAST 10
GAMESSTRENGTH OF
SCHEDULEOPP. STRENGTH
OF SCHEDULETEAM
RPIADJ.
RPICONF.
RPIADJ CONF.
RPI

DIV. I ONLY

22- 11

64

7- 3

91

82

65

65

8

8

DIV. I NON-CONF.

8- 6

113

2- 1

82

29

79

79

8

8

TOTALS

RPI 1-25

RPI 26-50

W-L RECORDS

RPI 51-100

RPI 150+

22- 11

0- 2

3- 5

OVERALL

3- 2

10- 1

13- 6

0- 2

2- 2

HOME

2- 1

5- 0

8- 4

0- 0

1- 2

AWAY

1- 1

4- 1

1- 1

0- 0

0- 1

NEUTRAL

0- 0

1- 0

8- 6

0- 2

0- 2

NON-CONFERENCE

2- 2

4- 0

5- 3

0- 2

0- 0

HOME

2- 1

2- 0

2- 2

0- 0

0- 1

AWAY

0- 1

1- 0

1- 1

0- 0

0- 1

NEUTRAL

0- 0

1- 0

14- 5

0- 0

3- 3

CONFERENCE

1- 0

6- 1

8- 3

0- 0

2- 2

HOME

0- 0

3- 0

6- 2

0- 0

1- 1

AWAY

1- 0

3- 1

0- 0

0- 0

0- 0

NEUTRAL

0- 0

0- 0

RPI 1-25

RPI 26-50

RPI 51-100

Team's RPI: 65

RPI 101+

RPI	S	Opponent	Score
3	H	Penn St.	44 80
4	H	Connecticut	34 87

RPI	S	Opponent	Score
26	A	Villanova	68 72
35	A	George Washington	64 62
35	H	George Washington	70 57
40	N	Iowa	58 62
42	H	Richmond	58 48
45	A	Temple	56 58
45	H	Temple	61 62
45	H	Temple	48 53

RPI	S	Opponent	Score
62	A	Iowa St.	58 66
72	H	Kent St.	61 51
74	H	Virginia	74 67
85	H	George Mason	59 68
100	A	Xavier	59 53

RPI	S	Opponent	Score
108	A	Pennsylvania	74 55
110	H	La Salle	68 52
111	H	Seton Hall	68 61
120	A	Rhode Island	66 58
120	H	Rhode Island	51 61
132	H	Duquesne	64 58
132	H	Duquesne	73 63
194	A	Lehigh	68 42
201	A	St. Bonaventure	68 70
201	H	St. Bonaventure	74 54
207	H	Drexel	62 44
228	A	Fordham	63 40
228	H	Fordham	54 42
267	A	Massachusetts	52 40
267	H	Massachusetts	67 40
274	H	Stony Brook	69 53
283	A	Dayton	68 59
284	N	Appalachian St.	77 65

LAST 10 Division I GAMES:

62	A	Iowa St.	58 66	132	H	Duquesne	73 63
111	H	Seton Hall	68 61	228	H	Fordham	54 42
72	H	Kent St.	61 51	120	A	Rhode Island	66 58
45	H	Temple	48 53	201	H	St. Bonaventure	74 54
35	H	George Washington	70 57	45	A	Temple	56 58

Non-Div I Games:

St. Joseph's

Loss,
 Non-Conf, S Site,
 H Home
A Away
 N Neutral

Average RPI Win:

209

Average RPI Loss:

77

WON-LOST
RECORDWINNING
PCT. RANKLAST 10
GAMESSTRENGTH OF
SCHEDULEOPP. STRENGTH
OF SCHEDULETEAM
RPIADJ.
RPICONF.
RPIADJ CONF.
RPI

DIV. I ONLY

8- 19

266

2- 8

76

79

188

188

7

7

DIV. I NON-CONF.

6- 7

160

0- 0

157

164

168

171

7

7

TOTALS

RPI 1-25

RPI 26-50

W-L RECORDS

RPI 51-100

RPI 150+

8- 19

0- 4

0- 7

OVERALL

0- 4

6- 3

6- 8

0- 3

0- 2

HOME

0- 2

4- 1

1- 11

0- 1

0- 5

AWAY

0- 2

1- 2

1- 0

0- 0

0- 0

NEUTRAL

0- 0

1- 0

6- 7

0- 2

0- 2

NON-CONFERENCE

0- 1

5- 2

4- 3

0- 1

0- 1

HOME

0- 0

3- 1

1- 4

0- 1

0- 1

AWAY

0- 1

1- 1

1- 0

0- 0

0- 0

NEUTRAL

0- 0

1- 0

2- 12

0- 2

0- 5

CONFERENCE

0- 3

1- 1

2- 5

0- 2

0- 1

HOME

0- 2

1- 0

0- 7

0- 0

0- 4

AWAY

0- 1

0- 1

0- 0

0- 0

0- 0

NEUTRAL

0- 0

0- 0

RPI 1-25

RPI 26-50

RPI 51-100

RPI 101+

Team's RPI: 188

RPI S Opponent

Score

RPI S Opponent

Score

RPI S Opponent

Score

RPI S Opponent

Score

8 H Houston 55 70
 9 A Kansas St. 54 94
 10 H Vanderbilt 56 71
 18 H TCU 66 69

31 A DePaul 65 73
 34 A Marquette 50 73
 44 A Southwest Mo. St. 33 72
 46 A Louisville 51 72
 47 H Missouri 62 65
 48 A Memphis 60 69
 48 H Memphis 65 69

70 A Miami (Ohio) 72 92
 84 H Charlotte 74 77
 89 A Cincinnati 62 66
 97 H South Fla. 51 68

119 H Drake 72 58
 121 H East Caro. 84 81
 144 A Tulane 64 78
 151 H UAB 86 74
 175 A Southern Miss. 51 81
 176 A Northern Ill. 61 67
 231 H Bradley 62 55
 233 H Ark. - Little Rock 72 67
 260 A Loyola (Ill.) 68 63
 274 H Stony Brook 71 62
 285 N Tex. -Pan American 77 45
 291 H Southern Ill. 65 68

LAST 10 Division I GAMES:

48 A Memphis 60 69
 48 H Memphis 65 69
 34 A Marquette 50 73
 31 A DePaul 65 73
 84 H Charlotte 74 77
 121 H East Caro. 84 81
 144 A Tulane 64 78
 175 A Southern Miss. 51 81
 151 H UAB 86 74
 97 H South Fla. 51 68

St. Louis

St. Louis

Non-Div I Games:

St. Louis

Loss, Non-Conf, S Site, H Home A Away N Neutral

Average RPI Win:	218	WON-LOST	WINNING	LAST 10	STRENGTH OF	OPP. STRENGTH	TEAM	ADJ.	CONF.	ADJ CONF.
Average RPI Loss:	129	RECORD	PCT. RANK	GAMES	SCHEDULE	OF SCHEDULE	RPI	RPI	RPI	RPI

DIV. I ONLY	15- 14	145	3- 7	222	164	185	186	15	15
DIV. I NON-CONF.	8- 6	113	0- 0	210	229	149	151	14	14

TOTALS	RPI 1-25	RPI 26-50	W-L RECORDS	RPI 51-100	RPI 150+
15- 14	0- 0	1- 2	OVERALL	0- 6	12- 5
9- 4	0- 0	1- 0	HOME	0- 3	6- 1
5- 9	0- 0	0- 2	AWAY	0- 3	5- 3
1- 1	0- 0	0- 0	NEUTRAL	0- 0	1- 1
8- 6	0- 0	1- 2	NON-CONFERENCE	0- 2	6- 2
4- 2	0- 0	1- 0	HOME	0- 1	2- 1
3- 4	0- 0	0- 2	AWAY	0- 1	3- 1
1- 0	0- 0	0- 0	NEUTRAL	0- 0	1- 0
7- 8	0- 0	0- 0	CONFERENCE	0- 4	6- 3
5- 2	0- 0	0- 0	HOME	0- 2	4- 0
2- 5	0- 0	0- 0	AWAY	0- 2	2- 2
0- 1	0- 0	0- 0	NEUTRAL	0- 0	0- 1

RPI S	Opponent	Score	RPI S	Opponent	Score	RPI S	Opponent	Score	RPI S	Opponent	Score
			36 A	Montana	49 74	53 H	UNLV	57 89	103 A	Gonzaga	45 68
			39 A	Utah	40 69	54 A	Loyol a Marymount	55 57	103 H	Gonzaga	60 48
			50 H	UCLA	53 52	54 H	Loyol a Marymount	43 46	130 H	Weber St.	55 44
						95 A	Col orado St.	54 72	182 A	Portl and	57 76
						99 A	Pepperdi ne	56 57	182 H	Portl and	63 58
						99 H	Pepperdi ne	56 58	198 H	Paci fi c	46 45
									203 N	Texas-Arlington	73 66
									212 A	San Franci sco	74 66
									212 H	San Franci sco	75 57
									231 H	Bradley	57 64
									232 A	Hawai i	71 75
									253 A	Santa Cl ara	59 51
									253 H	Santa Cl ara	74 60
									263 A	San Di ego	45 53
									263 H	San Di ego	56 47
									263 N	San Di ego	81 87
									278 A	San Di ego St.	52 47
									304 A	Cal St. Northrid ge	51 45
									307 H	Nevada	76 73
									318 A	Sacramento St.	55 48
LAST 10 Division I GAMES:											
			263 N	San Di ego	81 87	182 A	Portl and	57 76			
			54 A	Loyol a Marymount	55 57	103 A	Gonzaga	45 68			
			99 A	Pepperdi ne	56 57	212 H	San Franci sco	75 57			
			253 H	Santa Cl ara	74 60	99 H	Pepperdi ne	56 58			
			212 A	San Franci sco	74 66	54 H	Loyol a Marymount	43 46			

Non-Div I Games:

St. Mary's (Cal.)

Loss,
Non-Conf, S Site,
H Home
A Away
N Neutral

St. Peter's				Through Games Of 2007 Final							
Average RPI Win:		226	WON-LOST	WINNING	LAST 10	STRENGTH OF	OPP. STRENGTH	TEAM	ADJ.	CONF.	ADJ CONF.
Average RPI Loss:		144	RECORD	PCT. RANK	GAMES	SCHEDULE	OF SCHEDULE	RPI	RPI	RPI	RPI
DI V. I ONLY		15- 15	154	4- 6	208	198	192	193	17	17	
DI V. I NON-CONF.		5- 4	119	0- 0	238	200	177	178	18	18	
<hr/>											
TOTALS		RPI 1-25	RPI 26-50	W-L RECORDS		RPI 51-100		RPI 150+			
15- 15		0- 1	0- 0	OVERALL		0- 3		12- 6			
9- 5		0- 0	0- 0	HOME		0- 1		8- 2			
4- 9		0- 1	0- 0	AWAY		0- 1		3- 4			
2- 1		0- 0	0- 0	NEUTRAL		0- 1		1- 0			
5- 4		0- 1	0- 0	NON-CONFERENCE		0- 0		5- 2			
4- 1		0- 0	0- 0	HOME		0- 0		4- 1			
1- 3		0- 1	0- 0	AWAY		0- 0		1- 1			
0- 0		0- 0	0- 0	NEUTRAL		0- 0		0- 0			
10- 11		0- 0	0- 0	CONFERENCE		0- 3		7- 4			
5- 4		0- 0	0- 0	HOME		0- 1		4- 1			
3- 6		0- 0	0- 0	AWAY		0- 1		2- 3			
2- 1		0- 0	0- 0	NEUTRAL		0- 1		1- 0			
<hr/>											
RPI 1-25		RPI 26-50		RPI 51-100		RPI 101+		Team's RPI: 193			
RPI S	Opponent	Score	RPI S	Opponent	Score	RPI S	Opponent	Score	RPI S	Opponent	Score
24	A Rutgers	40 58				90	A Mari st	74 77	107	A Si ena	47 63
						90	H Mari st	51 54	107	H Si ena	52 64
						90	N Mari st	54 62	109	A Cani si us	61 70
									109	H Cani si us	64 82
									135	A Ni agara	63 56
									135	H Ni agara	65 43
									135	N Ni agara	53 51
									150	A Hartford	39 59
									166	A St. John' s (N.Y.)	63 61
									185	A Coppi n St.	56 59
									204	A Loyol a (Md.)	49 60
									204	H Loyol a (Md.)	60 46
									206	H Monmouth	68 37
									207	H Drexel	67 77
									208	H Hol y Cross	62 57
									220	H Howard	77 70
									225	A Manhattan	46 58
									225	H Manhattan	47 48
									242	A Fai rfi el d	53 60
									242	H Fai rfi el d	73 61
									281	A I ona	74 68
									281	H I ona	58 53
									281	N I ona	73 62
									292	A Ri der	71 61
									292	H Ri der	76 52
									315	H Lafayette	73 50
<hr/>											
LAST 10 Div sion I GAMES:											
				90	N Mari st	54 62	281	H I ona	58 53		
				135	N Ni agara	53 51	225	A Manhattan	46 58		
				281	N I ona	73 62	90	H Mari st	51 54		
				107	A Si ena	47 63	107	H Si ena	52 64		
				204	A Loyol a (Md.)	49 60	292	A Ri der	71 61		

St. Peter's

Non-Div I Games:

St. Peter's

Loss,
Non-Conf, S Site,
H Home
A Away
N Neutral

[illegible]


Steph en F. Au st in

Stephen F. Austin

Non-Div I Games:

Stephen F. Austin

■ Loss, ■ Non-Conf, S Site, H Home A Away N Neutral

Through Games Of 2004		Final
191	 La. -Monroe	68 53

Average RPI Win: 253		WON-LOST RECORD		WINNING PCT. RANK		LAST 10 GAMES		STRENGTH OF SCHEDULE		OPP. STRENGTH OF SCHEDULE		TEAM RPI		ADJ. RPI		CONF. RPI		ADJ CONF. RPI	
DIV. I ONLY		13- 16		192		4- 6		257		312		237		236		29		29	
DIV. I NON-CONF.		2- 5		249		0- 0		193		244		242		242		32		32	
TOTALS		RPI 1-25		RPI 26-50		W-L RECORDS		RPI 51-100		RPI 150+									
13- 16		0- 0		0- 1		OVERALL		0- 0		11- 12									
8- 8		0- 0		0- 0		HOME		0- 0		7- 5									
4- 7		0- 0		0- 1		AWAY		0- 0		3- 6									
1- 1		0- 0		0- 0		NEUTRAL		0- 0		1- 1									
2- 5		0- 0		0- 1		NON-CONFERENCE		0- 0		2- 1									
2- 4		0- 0		0- 0		HOME		0- 0		2- 1									
0- 1		0- 0		0- 1		AWAY		0- 0		0- 0									
0- 0		0- 0		0- 0		NEUTRAL		0- 0		0- 0									
11- 11		0- 0		0- 0		CONFERENCE		0- 0		9- 11									
6- 4		0- 0		0- 0		HOME		0- 0		5- 4									
4- 6		0- 0		0- 0		AWAY		0- 0		3- 6									
1- 1		0- 0		0- 0		NEUTRAL		0- 0		1- 1									
RPI 1-25		RPI 26-50		RPI 51-100		RPI 101+		Team's RPI: 236											
RPI S	Opponent	Score	RPI S	Opponent	Score	RPI S	Opponent	Score	RPI S	Opponent	Score								
28	A Auburn	37	92					109	H Cani si us	59	70								
								114	H South Caroli na	66	94								
								116	A Li pscomb	67	63								
								116	H Li pscomb	65	50								
								140	H Del aware St.	49	60								
								172	A Georgi a St.	79	86								
								172	H Georgi a St.	55	62								
								182	A UCF	39	59								
								182	H UCF	55	79								
								182	N UCF	52	64								
								211	A Bel mont	58	65								
								211	H Bel mont	72	78								
								211	N Bel mont	64	61								
								241	H Bethune-Cookman	84	81								
								243	A Fl a. Atlanti c	66	72								
								243	H Fl a. Atlanti c	76	72								
								259	A Mercer	76	72								
								259	H Mercer	80	62								
								265	A Troy St.	60	66								
								265	H Troy St.	48	61								
								275	H Charleston So.	78	68								
								294	A Campbel l	64	76								
								294	H Campbel l	58	55								
				LAST 10 Divi sion I GAMES:															
				182	N UCF	52	64	211	H Bel mont	72	78	312	A Gardner-Webb	77	72				
				211	N Bel mont	64	61	265	H Troy St.	48	61	312	H Gardner-Webb	68	54				
				182	A UCF	39	59	259	A Mercer	76	72	323	A Jacksonvill e	72	55				
				243	A Fl a. Atlanti c	66	72	172	A Georgi a St.	79	86	323	H Jacksonvill e	62	57				
				116	H Li pscomb	65	50	294	H Campbel l	58	55								

Non-Div l Games:

Stetson

Loss, Non-Conf, S Site, H Home A Away N Neutral

Syracuse

Average RPI Win: 185
Average RPI Loss: 73

WON-LOST
RECORD

WINNING
PCT. RANK

LAST 10
GAMES

STRENGTH OF
SCHEDULE

OPP. STRENGTH
OF SCHEDULE

TEAM
RPI

ADJ.
RPI

CONF.
RPI

ADJ CONF.
RPI

DIV. I ONLY

6- 21

294

0- 10

53

57

191

192

5

5

DIV. I NON-CONF.

3- 7

244

0- 0

129

150

208

210

6

6

TOTALS

RPI 1-25

RPI 26-50

W-L RECORDS

RPI 51-100

RPI 150+

6- 21

1- 8

0- 5

OVERALL

0- 3

4- 4

2- 8

1- 3

0- 2

HOME

0- 1

1- 2

3- 11

0- 4

0- 2

AWAY

0- 2

2- 2

1- 2

0- 1

0- 1

NEUTRAL

0- 0

1- 0

3- 7

0- 2

0- 2

NON-CONFERENCE

0- 0

2- 3

1- 1

0- 0

0- 0

HOME

0- 0

1- 1

1- 5

0- 2

0- 1

AWAY

0- 0

0- 2

1- 1

0- 0

0- 1

NEUTRAL

0- 0

1- 0

3- 14

1- 6

0- 3

CONFERENCE

0- 3

2- 1

1- 7

1- 3

0- 2

HOME

0- 1

0- 1

2- 6

0- 2

0- 1

AWAY

0- 2

2- 0

0- 1

0- 1

0- 0

NEUTRAL

0- 0

0- 0

RPI 1-25

RPI	S	Opponent	Score
4	H	Connecticut	38 82
10	A	Vanderbilt	52 61
16	H	Boston College	52 59
16	N	Boston College	36 64
22	A	Colorado	45 80
24	A	Rutgers	45 61
24	H	Rutgers	59 57
25	A	Notre Dame	33 54
25	H	Notre Dame	35 64

RPI 26-50

RPI	S	Opponent	Score
26	A	Villanova	42 64
29	H	Virginia Tech	60 75
32	H	Miami (Fla.)	65 85
35	A	George Washington	43 65
36	N	Montana	55 65

RPI 51-100

RPI	S	Opponent	Score
58	A	West Virginia	36 56
58	H	West Virginia	57 69
88	A	Georgetown	59 82

RPI 101+

Team's RPI: 192

RPI	S	Opponent	Score
111	A	Seton Hall	71 79
124	A	Binghamton	66 59
166	H	St. John's (N.Y.)	61 78
215	A	Pittsburgh	71 51
223	A	Providence	55 50
232	A	Hawaii	63 72
251	A	Cornell	62 82
254	N	Navy	60 46
266	H	Yale	54 70
267	H	Massachusetts	62 54

LAST 10 Division I GAMES:

16	N	Boston College	36 64	111	A	Seton Hall	71 79
25	A	Notre Dame	33 54	4	H	Connecticut	38 82
16	H	Boston College	52 59	58	A	West Virginia	36 56
88	A	Georgetown	59 82	24	A	Rutgers	45 61
32	H	Miami (Fla.)	65 85	29	H	Virginia Tech	60 75

Syracuse

Syracuse

Non-Div I Games:

Syracuse

Loss, Non-Conf, S Site, H Home A Away N Neutral

Average RPI Win: 117		WON-LOST RECORD		WINNING PCT. RANK		LAST 10 GAMES		STRENGTH OF SCHEDULE		OPP. STRENGTH OF SCHEDULE		TEAM RPI		ADJ. RPI		CONF. RPI		ADJ CONF. RPI	
DIV. I ONLY		25- 7		18		7- 3		35		56		17		18		7		7	
DIV. I NON-CONF.		12- 3		34		1- 1		87		35		35		35		7		7	
TOTALS		RPI 1-25		RPI 26-50		W-L RECORDS		RPI 51-100		RPI 150+									
25- 7		0- 6		7- 0		OVERALL		6- 1		7- 0									
14- 3		0- 3		5- 0		HOME		2- 0		4- 0									
10- 3		0- 2		2- 0		AWAY		3- 1		3- 0									
1- 1		0- 1		0- 0		NEUTRAL		1- 0		0- 0									
12- 3		0- 3		2- 0		NON-CONFERENCE		3- 0		4- 0									
6- 1		0- 1		1- 0		HOME		0- 0		3- 0									
5- 1		0- 1		1- 0		AWAY		2- 0		1- 0									
1- 1		0- 1		0- 0		NEUTRAL		1- 0		0- 0									
13- 4		0- 3		5- 0		CONFERENCE		3- 1		3- 0									
8- 2		0- 2		4- 0		HOME		2- 0		1- 0									
5- 2		0- 1		1- 0		AWAY		1- 1		2- 0									
0- 0		0- 0		0- 0		NEUTRAL		0- 0		0- 0									
RPI 1-25		Team's RPI: 18		RPI 26-50		RPI 51-100		RPI 101+											
RPI	S	Opponent	Score	RPI	S	Opponent	Score	RPI	S	Opponent	Score	RPI	S	Opponent	Score				
1	H	Tennessee	66 74	31	H	DePaul	73 53	64	N	Florida St.	81 68	121	A	East Caro.	125 119				
8	A	Houston	71 76	34	H	Marquette	56 47	81	A	Wis.-Green Bay	62 51	137	A	Southern Methodist	74 64				
8	H	Houston	59 61	41	H	Arkansas	67 62	84	A	Charlotte	100 91	142	H	North Texas	91 53				
8	H	Houston	75 86	45	A	Temple	70 57	84	H	Charlotte	89 73	144	H	Tulane	76 44				
11	N	Georgia	71 85	46	H	Louisville	67 42	89	H	Cincinnati	73 57	149	H	New Mexico St.	96 63				
24	A	Rutgers	65 73	46	H	Louisville	69 59	97	A	South Fla.	84 89	151	A	UAB	96 66				
				48	A	Memphis	78 75	99	A	Pepperdine	86 69	153	A	Brigham Young	79 74				
												175	H	Southern Miss.	76 45				
												188	A	St. Louis	69 66				
												203	H	Texas-Arlington	73 43				
												261	H	Texas St.	86 44				
												321	H	Lamar	95 50				
LAST 10 Division I GAMES:																			
				11	N	Georgia	71 85	8	A	Houston	71 76								
				45	A	Temple	70 57	31	H	DePaul	73 53								
				8	H	Houston	75 86	34	H	Marquette	56 47								
				46	H	Louisville	69 59	84	A	Charlotte	100 91								
				84	H	Charlotte	89 73	121	A	East Caro.	125 119								

Non-Div I Games:

TCU

■ Loss,
 ■ Non-Conf, S Site,
 ■ Home
 ■ Away
 N Neutral

Average RPI Win: 149

Average RPI Loss: 45

WON-LOST
RECORDWINNING
PCT. RANKLAST 10
GAMESSTRENGTH OF
SCHEDULEOPP. STRENGTH
OF SCHEDULETEAM
RPIADJ.
RPICONF.
RPIADJ CONF.
RPI

DIV. I ONLY

21- 10

59

8- 2

67

76

48

45

8

8

DIV. I NON-CONF.

4- 8

227

0- 1

35

14

108

103

8

8

TOTALS

RPI 1-25

RPI 26-50

W-L RECORDS

RPI 51-100

RPI 150+

21- 10

0- 5

2- 2

OVERALL

6- 1

9- 0

10- 4

0- 2

1- 1

HOME

2- 0

4- 0

7- 6

0- 3

0- 1

AWAY

3- 1

4- 0

4- 0

0- 0

1- 0

NEUTRAL

1- 0

1- 0

4- 8

0- 5

0- 1

NON-CONFERENCE

1- 1

2- 0

2- 4

0- 2

0- 1

HOME

1- 0

1- 0

0- 4

0- 3

0- 0

AWAY

0- 1

0- 0

2- 0

0- 0

0- 0

NEUTRAL

0- 0

1- 0

17- 2

0- 0

2- 1

CONFERENCE

5- 0

7- 0

8- 0

0- 0

1- 0

HOME

1- 0

3- 0

7- 2

0- 0

0- 1

AWAY

3- 0

4- 0

2- 0

0- 0

1- 0

NEUTRAL

1- 0

0- 0

RPI 1-25

RPI 26-50

Team's RPI: 45

RPI 51-100

RPI 101+

RPI S Opponent

Score

RPI S Opponent

Score

RPI S Opponent

Score

RPI S Opponent

Score

7	A	LSU	52	68
15	H	Florida	49	62
18	H	TCU	57	70
21	A	Michigan St.	40	78
24	A	Rutgers	45	64

26	H	Villanova	57	66
35	A	George Washington	52	61
42	H	Richmond	72	70
42	N	Richmond	64	62

65	A	St. Joseph's	62	61
65	A	St. Joseph's	53	48
65	H	St. Joseph's	58	56
74	A	Virginia	71	72
93	H	Kentucky	86	82
100	A	Xavier	61	50
100	N	Xavier	55	48

108	H	Pennsylvania	64	70
110	H	La Salle	71	59
120	A	Rhode Island	59	60
120	H	Rhode Island	57	47
132	H	Duquesne	64	55
146	N	Florida Int'l	81	76
172	N	Georgia St.	60	48
201	A	St. Bonaventure	70	56
201	H	St. Bonaventure	68	36
210	H	East Tenn. St.	68	46
228	A	Fordham	67	56
228	H	Fordham	61	43
267	A	Massachusetts	52	40
267	H	Massachusetts	63	52
283	A	Dayton	58	55

LAST 10 Division I GAMES:

18	H	TCU	57	70
65	A	St. Joseph's	53	48
42	N	Richmond	64	62
100	N	Xavier	55	48
35	A	George Washington	52	61
110	H	La Salle	71	59
228	A	Fordham	67	56
65	H	St. Joseph's	58	56
201	H	St. Bonaventure	68	36
132	H	Duquesne	64	55

Non-Div I Games:

Temple

Loss, Non-Conf, S Site, H Home A Away N Neutral

Average RPI Win:		250	WON-LOST		WINNING	LAST 10		STRENGTH OF		OPP. STRENGTH	TEAM	ADJ.	CONF.	ADJ CONF.
Average RPI Loss:		160	RECORD		PCT. RANK	GAMES		SCHEDULE		OF SCHEDULE	RPI	RPI	RPI	RPI
DIV. I ONLY		10- 16	229		5- 5		274		215		256	255	24	23
DIV. I NON-CONF.		2- 7	265		0- 0		198		159		256	256	23	23
TOTALS		RPI 1-25	RPI 26-50		W-L RECORDS		RPI 51-100		RPI 150+					
10- 16		0- 0	0- 2		OVERALL		0- 2		9- 9					
7- 3		0- 0	0- 0		HOME		0- 0		6- 3					
2- 12		0- 0	0- 2		AWAY		0- 1		2- 6					
1- 1		0- 0	0- 0		NEUTRAL		0- 1		1- 0					
2- 7		0- 0	0- 2		NON-CONFERENCE		0- 1		2- 4					
1- 1		0- 0	0- 0		HOME		0- 0		1- 1					
0- 5		0- 0	0- 2		AWAY		0- 0		0- 3					
1- 1		0- 0	0- 0		NEUTRAL		0- 1		1- 0					
8- 9		0- 0	0- 0		CONFERENCE		0- 1		7- 5					
6- 2		0- 0	0- 0		HOME		0- 0		5- 2					
2- 7		0- 0	0- 0		AWAY		0- 1		2- 3					
0- 0		0- 0	0- 0		NEUTRAL		0- 0		0- 0					
RPI 1-25		RPI 26-50		RPI 51-100		Team's RPI: 255								
RPI S	Opponent	Score	RPI S	Opponent	Score	RPI S	Opponent	Score	RPI S	Opponent	Score			
27	A North Carolina	63 101	63	N Mississippi St.	61 94	136	A Tennessee Tech	60 70						
48	A Memphis	52 80	75	A Austin Peay	63 71	136	A Tennessee Tech	60 76						
						148	A Eastern Ky.	56 63						
						148	H Eastern Ky.	66 55						
						151	A UAB	58 78						
						159	A Southeast Mo. St.	60 83						
						159	H Southeast Mo. St.	78 75						
						160	H Jacksonville St.	79 70						
						195	H Evansville	62 66						
						213	A UNC Asheville	53 56						
						233	A Ark. -Little Rock	56 68						
						233	H Ark. -Little Rock	72 69						
						240	A Morehead St.	65 71						
						240	H Morehead St.	86 90						
						250	A Murray St.	67 70						
						250	H Murray St.	70 71						
						269	H Samford	54 52						
						278	N San Diego St.	59 56						
						306	A Eastern Ill.	70 57						
						306	H Eastern Ill.	66 63						
						319	A Tennessee St.	70 63						
						319	H Tennessee St.	73 48						
LAST 10 Division I GAMES:														
136 A Tennessee Tech 60 76						136 A Tennessee Tech 60 70								
159 H Southeast Mo. St. 78 75						75 A Austin Peay 63 71								
306 H Eastern Ill. 66 63						306 A Eastern Ill. 70 57								
319 H Tennessee St. 73 48						159 A Southeast Mo. St. 60 83								
250 H Murray St. 70 71						148 H Eastern Ky. 66 55								

Tenn. - Martin

T
e
n
n
.
-
M
a
r
t
i
n

Non-Div I Games: Ky. Wesleyan 84 71

Tenn. -Mart i n

Loss, Non-Conf, S Site, H Home A Away N Neutral

T
e
n
n
e
s
s
e
e

Tennessee				Through Games Of 2004 Final								
Average RPI Win: 38		WON-LOST	WINNING	LAST 10	STRENGTH OF	OPP. STRENGTH	TEAM	ADJ.	CONF.	ADJ CONF.		
Average RPI Loss: 6		RECORD	PCT. RANK	GAMES	SCHEDULE	OF SCHEDULE	RPI	RPI	RPI	RPI		
DIV. I ONLY		31- 4	3	8- 2	1	1	1	1	1	1		
DIV. I NON-CONF.		15- 3	27	4- 1	1	3	1	1	1	1		
<hr/>												
TOTALS		RPI 1-25	RPI 26-50	W-L RECORDS		RPI 51-100	RPI 150+					
31- 4		16- 4	8- 0	OVERALL		4- 0	0- 0					
12- 2		7- 2	3- 0	HOME		1- 0	0- 0					
13- 0		6- 0	4- 0	AWAY		2- 0	0- 0					
6- 2		3- 2	1- 0	NEUTRAL		1- 0	0- 0					
15- 3		10- 3	4- 0	NON-CONFERENCE		0- 0	0- 0					
5- 2		4- 2	1- 0	HOME		0- 0	0- 0					
6- 0		4- 0	2- 0	AWAY		0- 0	0- 0					
4- 1		2- 1	1- 0	NEUTRAL		0- 0	0- 0					
16- 1		6- 1	4- 0	CONFERENCE		4- 0	0- 0					
7- 0		3- 0	2- 0	HOME		1- 0	0- 0					
7- 0		2- 0	2- 0	AWAY		2- 0	0- 0					
2- 1		1- 1	0- 0	NEUTRAL		1- 0	0- 0					
<hr/>												
RPI 1-25 Team's RPI: 1			RPI 26-50			RPI 51-100			RPI 101+			
RPI	S	Opponent	Score	RPI	S	Opponent	Score	RPI	S	Opponent	Score	
2	A	Duke	72 69	28	H	Auburn	68 61	63	A	Mississippi St.	61 53	
4	H	Connecticut	67 81	31	A	DePaul	96 89	63	N	Mississippi St.	67 57	
4	N	Connecticut	61 70	31	N	DePaul	79 59	82	H	Alabama	72 51	
6	H	Texas	60 70	33	H	Chattanooga	83 52	93	A	Kentucky	81 72	
7	H	LSU	85 62	35	A	George Washington	65 51					
7	N	LSU	52 50	41	A	Arkansas	93 71					
10	A	Vanderbilt	94 88	41	H	Arkansas	83 44					
10	H	Vanderbilt	79 54	49	A	Mississippi	85 69					
11	A	Georgia	70 67									
11	N	Georgia	66 68									
12	A	Stanford	70 66									
12	N	Stanford	62 60									
14	A	Oklahoma	71 55									
15	H	Florida	88 79									
17	N	Baylor	71 69									
18	A	TCU	74 66									
19	H	Louisiana Tech	85 65									
23	H	Old Dominion	66 42									
24	H	Rutgers	59 49									
25	H	Notre Dame	83 59									
<hr/>												
				LAST 10 Division I GAMES:								
				7	N	LSU	52 50	141	N	Colgate	77 54	
				4	N	Connecticut	61 70	11	N	Georgia	66 68	
				12	N	Stanford	62 60	63	N	Mississippi St.	67 57	
				17	N	Baylor	71 69	7	H	LSU	85 62	
				31	N	DePaul	79 59	41	A	Arkansas	93 71	

T
e
n
n
e
s
s
e
e

Non-Div I Games:

Tennessee

Loss, Non-Conf, S Site, H Home A Away N Neutral

Tennessee St.														
Average RPI Win:		0	WON-LOST RECORD		WINNING PCT. RANK	LAST 10 GAMES		STRENGTH OF SCHEDULE		OPP. STRENGTH OF SCHEDULE	TEAM RPI	ADJ. RPI	CONF. RPI	ADJ CONF. RPI
Average RPI Loss:		205												
DIV. I ONLY			0- 25		323	0- 10		188		319	321	319	24	23
DIV. I NON-CONF.			0- 9		304	0- 0		83		323	290	290	23	23

TOTALS		RPI 1-25		RPI 26-50		W-L RECORDS		RPI 51-100		RPI 150+				
0- 25		0- 0		0- 0		OVERALL		0- 3		0- 19				
0- 11		0- 0		0- 0		HOME		0- 2		0- 8				
0- 13		0- 0		0- 0		AWAY		0- 1		0- 10				
0- 1		0- 0		0- 0		NEUTRAL		0- 0		0- 1				
0- 9		0- 0		0- 0		NON-CONFERENCE		0- 2		0- 6				
0- 3		0- 0		0- 0		HOME		0- 1		0- 2				
0- 5		0- 0		0- 0		AWAY		0- 1		0- 3				
0- 1		0- 0		0- 0		NEUTRAL		0- 0		0- 1				
0- 16		0- 0		0- 0		CONFERENCE		0- 1		0- 13				
0- 8		0- 0		0- 0		HOME		0- 1		0- 6				
0- 8		0- 0		0- 0		AWAY		0- 0		0- 7				
0- 0		0- 0		0- 0		NEUTRAL		0- 0		0- 0				

RPI 1-25		RPI 26-50		RPI 51-100		RPI 101+ Team's RPI: 319								
RPI S	Opponent	Score	RPI S	Opponent	Score	RPI S	Opponent	Score	RPI S	Opponent	Score			
						60	H Middle Tenn.	63 82	136	H Tennessee Tech	48 70			
						73	A New Mexico	18 89	138	A Jackson St.	35 70			
						75	H Austin Peay	58 74	148	A Eastern Ky.	43 66			
									159	A Southeast Mo. St.	45 102			
									159	H Southeast Mo. St.	58 87			
									160	A Jacksonville St.	54 85			
									160	H Jacksonville St.	67 89			
									187	N Southern Utah	40 83			
									213	A UNC Asheville	47 59			
									240	A Morehead St.	40 55			
									249	H Alabama A&M	43 69			
									250	A Murray St.	43 71			
									250	H Murray St.	58 68			
									255	A Tenn. -Martin	48 73			
									255	H Tenn. -Martin	63 70			
									257	A Bi rmi ngham-So.	54 62			
									257	H Bi rmi ngham-So.	46 69			
									269	A Samford	45 60			
									269	H Samford	38 63			
									297	A Wri ght St.	37 79			
									306	A Eastern Ill.	49 79			
									306	H Eastern Ill.	65 73			

LAST 10 Division I GAMES:														
						160	A Jacksonville St.	54 85	306	H Eastern Ill.	65 73			
						269	A Samford	45 60	148	A Eastern Ky.	43 66			
						255	A Tenn. -Martin	48 73	240	A Morehead St.	40 55			
						250	A Murray St.	43 71	136	H Tennessee Tech	48 70			
						159	H Southeast Mo. St.	58 87	75	H Austin Peay	58 74			

T
e
n
n
e
s
s
e
e
s
t
.
T
e
n
n
e
s
s
e
e
s
t
.

Tennessee St.

88 38

Non-Div | Games: Fisk

■ Loss, ■ Non-Conf, S Site, H Home A Away N Neutral

Page 268

Average RPI Win:	233	WON-LOST	WINNING	LAST 10	STRENGTH OF	OPP. STRENGTH	TEAM	ADJ.	CONF.	ADJ CONF.
Average RPI Loss:	112	RECORD	PCT. RANK	GAMES	SCHEDULE	OF SCHEDULE	RPI	RPI	RPI	RPI

DIV. I ONLY	16- 9	76	6- 1	231	197	134	134	30	30
DIV. I NON-CONF.	12- 9	113	2- 1	206	181	142	144	26	27

TOTALS	RPI 1-25	RPI 26-50	W-L RECORDS	RPI 51-100	RPI 150+
16- 9	0- 1	0- 0	OVERALL	0- 4	13- 2
10- 1	0- 0	0- 0	HOME	0- 0	7- 0
5- 8	0- 1	0- 0	AWAY	0- 4	5- 2
1- 0	0- 0	0- 0	NEUTRAL	0- 0	1- 0
12- 9	0- 1	0- 0	NON-CONFERENCE	0- 4	9- 2
8- 1	0- 0	0- 0	HOME	0- 0	5- 0
3- 8	0- 1	0- 0	AWAY	0- 4	3- 2
1- 0	0- 0	0- 0	NEUTRAL	0- 0	1- 0
4- 0	0- 0	0- 0	CONFERENCE	0- 0	4- 0
2- 0	0- 0	0- 0	HOME	0- 0	2- 0
2- 0	0- 0	0- 0	AWAY	0- 0	2- 0
0- 0	0- 0	0- 0	NEUTRAL	0- 0	0- 0

RPI S	RPI 1-25	Score	RPI S	RPI 26-50	Score	RPI S	RPI 51-100	Score	RPI S	RPI 101+	Team's RPI: 134
8	A Houston	44 66				57	A Arizona St.	74 87	106	H Bowling Green	68 59
						80	A Arkansas St.	68 81	119	H Drake	68 49
						86	A Oregon St.	53 68	139	H UMKC	76 60
						92	A Tul sa	63 74	142	A North Texas	43 59
									144	H Tul ane	53 57
									175	A Southern Mi ss.	58 64
									182	A Portland	64 63
									205	H Texas-San Antoni o	57 48
									217	A Stephen F. Austin	72 69
									222	A Northern Ariz.	64 73
									234	N Radford	70 64
									258	H Grambl ing	88 48
									261	H Texas St.	78 49
									262	A Texas Southern	67 60
									273	H Central Mich.	66 49
									285	A Tex. -Pan American	73 43
									285	H Tex. -Pan American	62 36
									290	A I PFW	76 68
									290	H I PFW	82 79
									316	H Prair ie View	88 37

		LAST 10 Division I GAMES:		
285	H Tex. -Pan American	62 36	285 A Tex. -Pan American	73 43
290	H I PFW	82 79	139 H UMKC	76 60
80	A Arkansas St.	68 81	262 A Texas Southern	67 60
217	A Stephen F. Austin	72 69	8 A Houston	44 66
290	A I PFW	76 68	144 H Tulane	53 57

Non-Div I Games: Northern Colo. 62 38 Utah Valley St. 67 42 Huston-Tillotson 83 33 Tex. A&M-Corp. Chris

Tex. A & M - Corp. Chris

Tex. A & M - Corp. Chris

Average RPI Win:	297	WON-LOST	WINNING	LAST 10	STRENGTH OF	OPP. STRENGTH	TEAM	ADJ.	CONF.	ADJ CONF.
Average RPI Loss:	170	RECORD	PCT. RANK	GAMES	SCHEDULE	OF SCHEDULE	RPI	RPI	RPI	RPI

DIV. I ONLY	10- 14	212	5- 3	324	252	286	285	30	30
DIV. I NON-CONF.	8- 12	200	3- 1	310	284	280	282	26	27

TOTALS	RPI 1-25	RPI 26-50	W-L RECORDS	RPI 51-100	RPI 150+
10- 14	0- 1	0- 1	OVERALL	0- 1	10- 8
4- 4	0- 0	0- 0	HOME	0- 0	4- 2
4- 9	0- 1	0- 1	AWAY	0- 1	4- 5
2- 1	0- 0	0- 0	NEUTRAL	0- 0	2- 1
8- 12	0- 1	0- 1	NON-CONFERENCE	0- 1	8- 8
3- 3	0- 0	0- 0	HOME	0- 0	3- 2
3- 8	0- 1	0- 1	AWAY	0- 1	3- 5
2- 1	0- 0	0- 0	NEUTRAL	0- 0	2- 1
2- 2	0- 0	0- 0	CONFERENCE	0- 0	2- 0
1- 1	0- 0	0- 0	HOME	0- 0	1- 0
1- 1	0- 0	0- 0	AWAY	0- 0	1- 0
0- 0	0- 0	0- 0	NEUTRAL	0- 0	0- 0

RPI S	RPI 1-25	Score	RPI S	RPI 26-50	Score	RPI S	RPI 51-100	Score	RPI S	RPI 101+	Team's RPI: 285	Score
6	A Texas	25 90	44	A Southwest Mo. St.	34 69	92	A Tul sa	41 71	113	H Marshall I	59 74	
									134	A Tex. A&M-Corp.	36 62	
										Chris		
									134	H Tex. A&M-Corp.	43 73	
										Chris		
									164	H Oral Roberts	57 67	
									188	N St. Louis	45 77	
									203	A Texas-Arlington	46 85	
									222	A Northern Ari z.	49 64	
									227	A La. -Lafayette	54 62	
									227	H La. -Lafayette	56 38	
									273	H Central Mich.	40 56	
									278	A San Diego St.	38 59	
									283	N Dayton	63 57	
									290	A IPFW	75 72	
									290	H IPFW	80 55	
									300	A Southeastern La.	58 60	
									300	H Southeastern La.	54 53	
									310	A Air Force	68 67	
									316	A Prairie View	70 63	
									316	H Prairie View	64 52	
									318	A Sacramento St.	49 47	
									318	N Sacramento St.	60 50	
LAST 10 Division I GAMES:												
222	A Northern Ari z.	49 64	316	A Prairie View	70 63							
300	H Southeastern La.	54 53	290	A IPFW	75 72							
134	A Tex. A&M-Corp. Chris	36 62	134	H Tex. A&M-Corp.	43 73							
290	H IPFW	80 55		Chris								
227	H La. -Lafayette	56 38	44	A Southwest Mo. St.	34 69							

Non-Div I Games: Northern Colo. 56 57 St. Edward's 79 42 Incarnate Word 63 46 Texas A&M Int'l 84 55 Tex. -Pan American

Loss, Non-Conf, S Site, H Home A Away N Neutral

Tex. -Pan American

Tex. -Pan American

300	A	Southeastern La.	58	60
-----	---	------------------	----	----

T
e
x
.
-
P
a
n
A
m
e
r
i
c
a
n

T
e
x
.
-
P
a
n
A
m
e
r
i
c
a
n

Page 272

Texas

Texas				Through Games Of 2004 Final							
Average RPI Win:		81	WON-LOST	WINNING	LAST 10	STRENGTH OF	OPP. STRENGTH	TEAM	ADJ.	CONF.	ADJ CONF.
Average RPI Loss:		11	RECORD	PCT. RANK	GAMES	SCHEDULE	OF SCHEDULE	RPI	RPI	RPI	RPI
DIV. I ONLY			30- 5	9	7- 3	9	8	6	6	2	2
DIV. I NON-CONF.			14- 2	13	2- 1	18	16	7	7	4	3
<hr/>											
TOTALS		RPI 1-25	RPI 26-50		W-L RECORDS		RPI 51-100		RPI 150+		
30- 5		11- 5	3- 0		OVERALL		6- 0		5- 0		
16- 0		6- 0	2- 0		HOME		2- 0		3- 0		
8- 3		3- 3	0- 0		AWAY		2- 0		1- 0		
6- 2		2- 2	1- 0		NEUTRAL		2- 0		1- 0		
14- 2		4- 2	2- 0		NON-CONFERENCE		3- 0		4- 0		
8- 0		2- 0	1- 0		HOME		1- 0		3- 0		
2- 1		1- 1	0- 0		AWAY		1- 0		0- 0		
4- 1		1- 1	1- 0		NEUTRAL		1- 0		1- 0		
16- 3		7- 3	1- 0		CONFERENCE		3- 0		1- 0		
8- 0		4- 0	1- 0		HOME		1- 0		0- 0		
6- 2		2- 2	0- 0		AWAY		1- 0		1- 0		
2- 1		1- 1	0- 0		NEUTRAL		1- 0		0- 0		
<hr/>											
RPI 1-25		Team's RPI: 6		RPI 26-50		RPI 51-100		RPI 101+			
RPI	S	Opponent	Score	RPI	S	Opponent	Score	RPI	S	Opponent	Score
1	A	Tennessee	70 60	36	N	Montana	85 46	55	A	North Carolina St.	69 56
2	N	Duke	85 77	47	H	Missouri	89 55				
3	A	Penn St.	59 79	50	H	UCLA	89 58	62	H	Iowa St.	67 45
7	N	LSU	55 71					62	N	Iowa St.	64 54
9	H	Kansas St.	65 63					65	A	Nebraska	82 59
11	H	Georgia	71 58					73	H	New Mexico	92 47
13	A	Texas Tech	49 62					74	N	Virginia	74 54
13	H	Texas Tech	82 73								
14	A	Oklahoma	57 54								
14	H	Oklahoma	63 58								
14	N	Oklahoma	47 66								
17	A	Baylor	64 78								
17	H	Baylor	73 72								
17	N	Baylor	63 59								
21	H	Michigan St.	80 61								
22	A	Colorado	51 45								
<hr/>											
LAST 10 Division I GAMES:											
7		N	LSU	55	71	62		N	Iowa St.	64	54
21		H	Michigan St.	80	61	14		A	Oklahoma	57	54
154		H	Southern U.	92	57	9		H	Kansas St.	65	63
14		N	Oklahoma	47	66	17		H	Baylor	73	72
17		N	Baylor	63	59	13		A	Texas Tech	49	62

Texas

Non-Div I Games:

Texas

Loss, Non-Conf, S Site, H Home A Away N Neutral

Average RPI Win: 179

Average RPI Loss: 38

WON-LOST
RECORDWINNING
PCT. RANKLAST 10
GAMESSTRENGTH OF
SCHEDULEOPP. STRENGTH
OF SCHEDULETEAM
RPIADJ.
RPICONF.
RPIADJ CONF.
RPI

DIV. I ONLY

9- 19

254

2- 8

19

44

107

105

2

2

DIV. I NON-CONF.

7- 4

81

0- 0

92

167

76

76

4

3

TOTALS

RPI 1-25

RPI 26-50

W-L RECORDS

RPI 51-100

RPI 150+

9- 19 0- 13

0- 1

OVERALL

1- 2

5- 0

6- 9 0- 6

0- 1

HOME

0- 1

4- 0

2- 7 0- 5

0- 0

AWAY

1- 1

1- 0

1- 3 0- 2

0- 0

NEUTRAL

0- 0

0- 0

7- 4 0- 2

0- 0

NON-CONFERENCE

1- 0

4- 0

5- 2 0- 1

0- 0

HOME

0- 0

4- 0

1- 0 0- 0

0- 0

AWAY

1- 0

0- 0

1- 2 0- 1

0- 0

NEUTRAL

0- 0

0- 0

2- 15 0- 11

0- 1

CONFERENCE

0- 2

1- 0

1- 7 0- 5

0- 1

HOME

0- 1

0- 0

1- 7 0- 5

0- 0

AWAY

0- 1

1- 0

0- 1 0- 1

0- 0

NEUTRAL

0- 0

0- 0

RPI 1-25

RPI	S	Opponent	Score
6	A	Texas	55 66
6	H	Texas	62 64
8	H	Houston	40 46
9	H	Kansas St.	56 59
13	A	Texas Tech	56 65
13	H	Texas Tech	58 59
14	A	Oklahoma	46 56
14	H	Oklahoma	56 65
14	N	Oklahoma	47 60
17	A	Baylor	55 80
17	H	Baylor	57 60
20	N	Minnesota	72 88
22	A	Colorado	58 70

RPI 26-50

RPI	S	Opponent	Score
47	H	Missouri	60 61

RPI 51-100

RPI	S	Opponent	Score
62	H	Iowa St.	58 66
65	A	Nebraska	48 65
96	A	Boston U.	61 53

RPI 101+

Team's RPI: 105

RPI	S	Opponent	Score
110	N	La Salle	62 67
111	N	Seton Hall	54 52
113	H	Marshall	56 61
142	H	North Texas	72 62
145	A	Oklahoma St.	65 67
145	H	Oklahoma St.	65 52
163	A	Kansas	69 63
191	H	La.-Monroe	78 69
233	H	Ark.-Little Rock	54 45
261	H	Texas St.	92 48
268	H	McNeese St.	74 48

LAST 10 Division I GAMES:

14	N	Oklahoma	47 60	13	H	Texas Tech	58 59
47	H	Missouri	60 61	6	A	Texas	55 66
17	A	Baylor	55 80	14	A	Oklahoma	46 56
163	A	Kansas	69 63	145	H	Oklahoma St.	65 52
9	H	Kansas St.	56 59	62	H	Iowa St.	58 66

Non-Div I Games:

Texas A&M

■ Loss,
 ■ Non-Conf, S Site,
 ■ Home
 ■ Away
 N Neutral

Texas Southern

Average RPI Win:

275

WON-LOST

WINNING

LAST 10

STRENGTH OF

OPP. STRENGTH

TEAM

ADJ.

CONF.

ADJ CONF.

Average RPI Loss:

181

RECORD

PCT. RANK

GAMES

SCHEDULE

OF SCHEDULE

RPI

RPI

RPI

RPI

DIV. I ONLY

9- 17

247

3- 7

241

314

262

262

31

31

DIV. I NON-CONF.

1- 6

279

0- 0

140

256

264

265

31

31

TOTALS

RPI 1-25

RPI 26-50

W-L RECORDS

RPI 51-100

RPI 150+

9- 17

0- 0

0- 0

OVERALL

0- 3

9- 10

5- 6

0- 0

0- 0

HOME

0- 0

5- 4

4- 10

0- 0

0- 0

AWAY

0- 3

4- 6

0- 1

0- 0

0- 0

NEUTRAL

0- 0

0- 0

1- 6

0- 0

0- 0

NON-CONFERENCE

0- 3

1- 2

0- 2

0- 0

0- 0

HOME

0- 0

0- 1

1- 4

0- 0

0- 0

AWAY

0- 3

1- 1

0- 0

0- 0

0- 0

NEUTRAL

0- 0

0- 0

8- 11

0- 0

0- 0

CONFERENCE

0- 0

8- 8

5- 4

0- 0

0- 0

HOME

0- 0

5- 3

3- 6

0- 0

0- 0

AWAY

0- 0

3- 5

0- 1

0- 0

0- 0

NEUTRAL

0- 0

0- 0

RPI 1-25

RPI 26-50

RPI 51-100

RPI 101+

Team's RPI: 262

RPI S Opponent Score

RPI S Opponent Score

RPI S Opponent Score

RPI S Opponent Score

62 A Iowa St. 52 83
 73 A New Mexico 41 103
 95 A Colorado St. 51 85

134 H Tex. A&M-Corp. Chris 60 67
 138 A Jackson St. 39 50
 138 H Jackson St. 56 63
 138 N Jackson St. 49 51
 154 A Southern U. 55 60
 154 H Southern U. 52 53
 173 A Alabama St. 68 73
 173 H Alabama St. 53 64
 205 H Texas-San Antonio 55 57
 248 A Alcorn St. 63 67
 248 H Alcorn St. 56 48
 249 A Alabama A&M 50 49
 249 H Alabama A&M 79 62
 258 A Grambling 70 58
 258 H Grambling 67 57
 268 A McNeese St. 58 62
 286 A Sam Houston St. 68 63
 301 A Mississippi Val. 70 67
 301 H Mississippi Val. 56 64
 314 A Ark. -Pine Bluff 54 64
 314 H Ark. -Pine Bluff 72 59
 316 A Prairie View 48 49
 316 H Prairie View 82 68

LAST 10 Division I GAMES:

138 N Jackson St. 49 51
 154 A Southern U. 55 60
 248 A Alcorn St. 63 67
 249 H Alabama A&M 79 62
 173 H Alabama St. 53 64
 314 A Ark. -Pine Bluff 54 64
 301 A Mississippi Val. 70 67
 138 H Jackson St. 56 63
 258 H Grambling 67 57
 316 A Prairie View 48 49

Texas Southern

Non-Div I Games: Utah Valley St. 62 49

Texas Southern

Loss, Non-Conf, S Site, H Home A Away N Neutral

Average RPI Win: 284		WON-LOST RECORD	WINNING PCT. RANK	LAST 10 GAMES	STRENGTH OF SCHEDULE	OPP. STRENGTH OF SCHEDULE	TEAM RPI	ADJ. RPI	CONF. RPI	ADJ CONF. RPI	
Average RPI Loss: 150											
DIV. I ONLY		8- 19	266	5- 5	185	264	264	261	32	32	
DIV. I NON-CONF.		0- 10	304	0- 0	27	85	238	235	24	24	
TOTALS		RPI 1-25	RPI 26-50		W-L RECORDS		RPI 51-100		RPI 150+		
8- 19		0- 2	0- 1		OVERALL		0- 2		8- 10		
4- 8		0- 0	0- 0		HOME		0- 1		4- 6		
4- 11		0- 2	0- 1		AWAY		0- 1		4- 4		
0- 0		0- 0	0- 0		NEUTRAL		0- 0		0- 0		
0- 10		0- 2	0- 1		NON-CONFERENCE		0- 1		0- 2		
0- 4		0- 0	0- 0		HOME		0- 1		0- 2		
0- 6		0- 2	0- 1		AWAY		0- 0		0- 0		
0- 0		0- 0	0- 0		NEUTRAL		0- 0		0- 0		
8- 9		0- 0	0- 0		CONFERENCE		0- 1		8- 8		
4- 4		0- 0	0- 0		HOME		0- 0		4- 4		
4- 5		0- 0	0- 0		AWAY		0- 1		4- 4		
0- 0		0- 0	0- 0		NEUTRAL		0- 0		0- 0		
RPI S Opponent		RPI 1-25	RPI 26-50		RPI 51-100		RPI 101+		Team's RPI: 261		
6	A Texas	27 88	38	A Ari zona	56 94	51	H Ri ce	63 78	105	A Texas A&M	48 92
18	A TCU	44 86				98	A Northwestern St.	62 63	134	A Tex. A&M-Corp.	49 78
										Chris	
									138	H Jackson St.	50 65
									139	A UMKC	46 82
									164	H Oral Roberts	56 70
									191	A La. -Monroe	58 84
									191	A La. -Monroe	59 72
									191	H La. -Monroe	70 62
									203	A Texas-Arlington	64 79
									203	H Texas-Arlington	54 67
									205	A Texas-San Antonio	44 43
									205	H Texas-San Antonio	46 71
									216	H Montana St.	70 85
									217	H Stephen F. Austin	68 91
									268	A McNeese St.	46 71
									268	H McNeese St.	49 51
									286	A Sam Houston St.	60 53
									300	H Southeastern La.	74 64
									321	A Lamar	54 52
									321	H Lamar	82 67
									324	A Ni cholls St.	86 82
									324	H Ni cholls St.	74 66
		LAST 10 Division I GAMES:									
			191	A La. -Monroe	59 72		203	A Texas-Arlington	64 79		
			217	H Stephen F. Austin	68 91		286	A Sam Houston St.	60 53		
			324	A Ni cholls St.	86 82		191	H La. -Monroe	70 62		
			268	A McNeese St.	46 71		321	A Lamar	54 52		
			205	H Texas-San Antonio	46 71		300	H Southeastern La.	74 64		

Texas St.

Non-Div I Games:

Texas St.

Loss,
Non-Conf, S Site,
H Home
A Away
N Neutral

Texas Tech				Through Games Of 2007 Final																	
Average RPI Win:		92	WON-LOST RECORD		WINNING PCT. RANK		LAST 10 GAMES		STRENGTH OF SCHEDULE		OPP. STRENGTH OF SCHEDULE		TEAM RPI		ADJ. RPI		CONF. RPI		ADJ CONF. RPI		
Average RPI Loss:		36																			
DIV. I ONLY			25- 8		33		5- 5		17		27		13		13		2		2		
DIV. I NON-CONF.			15- 1		2		1- 1		45		41		12		12		4		3		
TOTALS			RPI 1-25		RPI 26-50		W-L RECORDS		RPI 51-100		RPI 150+										
25- 8			6- 6		3- 0		OVERALL		6- 1		5- 0										
16- 1			5- 1		1- 0		HOME		3- 0		4- 0										
6- 5			1- 3		1- 0		AWAY		1- 1		1- 0										
3- 2			0- 2		1- 0		NEUTRAL		2- 0		0- 0										
15- 1			2- 1		2- 0		NON-CONFERENCE		5- 0		4- 0										
9- 0			2- 0		1- 0		HOME		2- 0		3- 0										
3- 0			0- 0		0- 0		AWAY		1- 0		1- 0										
3- 1			0- 1		1- 0		NEUTRAL		2- 0		0- 0										
10- 7			4- 5		1- 0		CONFERENCE		1- 1		1- 0										
7- 1			3- 1		0- 0		HOME		1- 0		1- 0										
3- 5			1- 3		1- 0		AWAY		0- 1		0- 0										
0- 1			0- 1		0- 0		NEUTRAL		0- 0		0- 0										
RPI 1-25			Team's RPI: 13		RPI 26-50			RPI 51-100			RPI 101+										
RPI	S	Opponent	Score		RPI	S	Opponent	Score		RPI	S	Opponent	Score		RPI	S	Opponent	Score			
6	A	Texas	73	82	37	H	UC Santa Barb.	68	41	56	A	Washing ton	74	70	105	A	Texas A&M	59	58		
6	H	Texas	62	49	43	N	Maryl and	65	53	59	N	Mai ne	60	50	105	H	Texas A&M	65	56		
9	A	Kansas St.	73	85	47	A	Mi ssouri	73	68	62	A	Iowa St.	63	64	126	H	Cal i forni a	76	69		
12	H	Stanford	55	46						65	H	Nebraska	68	55	137	A	Southern Methodi st	77	37		
14	A	Okl ahoma	53	64						67	H	Western Ky.	88	47	145	A	Okl ahoma St.	87	88		
14	H	Okl ahoma	62	68						79	N	Mi chi gan	74	61	145	H	Okl ahoma St.	106	43		
17	A	Bayl or	62	59						99	H	Pepperdi ne	95	53	163	H	Kansas	67	44		
17	H	Bayl or	64	63											198	H	Paci fi c	100	39		
17	N	Bayl or	72	80											199	H	Wyomi ng	77	26		
19	N	Loui si ana Tech	64	81											205	H	Texas-San Antoni o	76	48		
22	H	Col orado	60	51											263	A	San Di ego	95	47		
24	H	Rutgers	73	45																	
					LAST 10 Divi sion I GAMES:																
					19	N	Loui si ana Tech	64	81	14	A	Okl ahoma	53	64							
					59	N	Mai ne	60	50	6	H	Texas	62	49							
					17	N	Bayl or	72	80	47	A	Mi ssouri	73	68							
					9	A	Kansas St.	73	85	105	A	Texas A&M	59	58							
					22	H	Col orado	60	51	14	H	Okl ahoma	62	68							

Non-Di v I Games:

Texas Tech

■ Loss,
 ■ Non-Conf,
 ■ S Site,
 ■ H Home
 ■ A Away
 N Neutral

Texas-Arlington

Through Games Of 2004 Final

Average RPI Win:	255	WON-LOST	WINNING	LAST 10	STRENGTH OF	OPP. STRENGTH	TEAM	ADJ.	CONF.	ADJ CONF.
Average RPI Loss:	137	RECORD	PCT. RANK	GAMES	SCHEDULE	OF SCHEDULE	RPI	RPI	RPI	RPI
DIV. I ONLY	18- 12	98	7- 3	314	229	203	203	32	32	
DIV. I NON-CONF.	5- 6	166	0- 0	272	105	216	218	24	24	

TOTALS	RPI 1-25	RPI 26-50	W-L RECORDS	RPI 51-100	RPI 150+
18- 12	0- 1	0- 0	OVERALL	0- 4	17- 6
9- 1	0- 0	0- 0	HOME	0- 0	9- 1
8- 8	0- 1	0- 0	AWAY	0- 3	7- 3
1- 3	0- 0	0- 0	NEUTRAL	0- 1	1- 2
5- 6	0- 1	0- 0	NON-CONFERENCE	0- 2	4- 2
1- 0	0- 0	0- 0	HOME	0- 0	1- 0
3- 3	0- 1	0- 0	AWAY	0- 1	2- 0
1- 3	0- 0	0- 0	NEUTRAL	0- 1	1- 2
13- 6	0- 0	0- 0	CONFERENCE	0- 2	13- 4
8- 1	0- 0	0- 0	HOME	0- 0	8- 1
5- 5	0- 0	0- 0	AWAY	0- 2	5- 3
0- 0	0- 0	0- 0	NEUTRAL	0- 0	0- 0

RPI 1-25				RPI 26-50				RPI 51-100				RPI 101+				Team's RPI: 203
RPI	S	Opponent	Score	RPI	S	Opponent	Score	RPI	S	Opponent	Score	RPI	S	Opponent	Score	
18	A	TCU	43 73					65	A	Nebraska	59 81	137	A	Southern Methodist	71 74	
								79	N	Michigan	51 68	145	A	Oklahoma St.	59 57	
								98	A	Northwestern St.	69 77	163	N	Kansas	52 71	
								98	A	Northwestern St.	71 78	164	A	Oral Roberts	74 71	
												186	N	St. Mary's (Cal.)	66 73	
												191	A	La. -Monroe	49 57	
												191	A	La. -Monroe	56 53	
												191	H	La. -Monroe	66 70	
												205	A	Texas-San Antonio	43 55	
												205	H	Texas-San Antonio	55 47	
												217	A	Stephen F. Austin	54 58	
												217	H	Stephen F. Austin	68 45	
												217	H	Stephen F. Austin	69 61	
												232	A	Hawaii	59 51	
												261	A	Texas St.	67 54	
												261	H	Texas St.	79 64	
												268	A	McNeese St.	63 55	
												268	H	McNeese St.	47 30	
												285	H	Tex. -Pan American	85 46	
												286	H	Sam Houston St.	72 48	
												300	H	Southeastern La.	85 41	
												315	N	Lafayette	81 59	
												321	A	Lamar	66 47	
												324	A	Nicholls St.	67 62	
												324	H	Nicholls St.	84 48	
LAST 10 Division I GAMES:																
				98	A	Northwestern St.	71 78	98	A	Northwestern St.	69 77					
				191	A	La. -Monroe	56 53	261	H	Texas St.	79 64					
				217	H	Stephen F. Austin	69 61	205	A	Texas-San Antonio	43 55					
				286	H	Sam Houston St.	72 48	217	H	Stephen F. Austin	68 45					
				324	A	Nicholls St.	67 62	268	A	McNeese St.	63 55					

Non-Div I Games: Tex. A&M-Commerc87 50

Texas-Arlington

Loss,
Non-Conf,
S Site,
H Home
A Away
N Neutral

Texas San Antonio				Through Games Of 2007 Final							
Average RPI Win:	271	WON-LOST RECORD	WINNING PCT. RANK	LAST 10 GAMES	STRENGTH OF SCHEDULE	OPP. STRENGTH OF SCHEDULE	TEAM RPI	ADJ. RPI	CONF. RPI	ADJ CONF. RPI	
DIV. I ONLY	15- 14	145	7- 3	239	278	206	205	32	32		
DIV. I NON-CONF.	4- 7	217	0- 0	81	177	160	155	24	24		
<hr/>											
TOTALS	RPI 1-25		RPI 26-50		W-L RECORDS		RPI 51-100		RPI 150+		
15- 14	0- 2		0- 0		OVERALL		0- 5		14- 6		
9- 5	0- 1		0- 0		HOME		0- 1		8- 3		
6- 9	0- 1		0- 0		AWAY		0- 4		6- 3		
0- 0	0- 0		0- 0		NEUTRAL		0- 0		0- 0		
<hr/>											
4- 7	0- 2		0- 0		NON-CONFERENCE		0- 2		3- 2		
3- 2	0- 1		0- 0		HOME		0- 0		2- 1		
1- 5	0- 1		0- 0		AWAY		0- 2		1- 1		
0- 0	0- 0		0- 0		NEUTRAL		0- 0		0- 0		
<hr/>											
11- 7	0- 0		0- 0		CONFERENCE		0- 3		11- 4		
6- 3	0- 0		0- 0		HOME		0- 1		6- 2		
5- 4	0- 0		0- 0		AWAY		0- 2		5- 2		
0- 0	0- 0		0- 0		NEUTRAL		0- 0		0- 0		
<hr/>											
RPI 1-25		RPI 26-50		RPI 51-100		RPI 101+		Team's RPI: 205			
RPI S	Opponent	Score	RPI S	Opponent	Score	RPI S	Opponent	Score			
9	H Kansas St.	45 75				53	A UNLV	44 76	133	H UTEP	52 49
13	A Texas Tech	48 76				82	A Alabama	63 76	134	A Tex. A&M-Corp. Chris	48 57
						98	A Northwestern St.	56 62		H Denver	55 58
						98	A Northwestern St.	71 82	167	A Southern Utah	73 82
						98	H Northwestern St.	64 71	191	H La. -Monroe	62 69
									203	A Texas-Arlington	47 55
									203	H Texas-Arlington	55 43
									217	A Stephen F. Austin	59 64
									248	H Alcorn St.	74 50
									253	H Santa Clara	59 47
									261	A Texas St.	71 46
									261	H Texas St.	43 44
									262	A Texas Southern	57 55
									268	H McNeese St.	64 56
									268	H McNeese St.	61 42
									286	A Sam Houston St.	54 38
									300	A Southeastern La.	52 51
									300	H Southeastern La.	60 41
									321	A Lamar	61 46
									321	H Lamar	67 44
									324	A Nicholls St.	56 42
									324	H Nicholls St.	79 60
<hr/>											
LAST 10 Division I GAMES:											
98	A Northwestern St.	71 82	261	A Texas St.	71 46						
268	H McNeese St.	61 42	203	H Texas-Arlington	55 43						
300	H Southeastern La.	60 41	286	A Sam Houston St.	54 38						
321	H Lamar	67 44	191	H La. -Monroe	62 69						
98	A Northwestern St.	56 62	268	H McNeese St.	64 56						

Non-Div I Games:

Texas-San Antonio

Average RPI Win: 189		WON-LOST	WINNING	LAST 10	STRENGTH OF	OPP. STRENGTH	TEAM	ADJ.	CONF.	ADJ CONF.
Average RPI Loss: 106		RECORD	PCT. RANK	GAMES	SCHEDULE	OF SCHEDULE	RPI	RPI	RPI	RPI
DIV. I ONLY	13- 16	192	3- 7	105	126	157	157	12	12	
DIV. I NON-CONF.	4- 7	217	0- 0	183	135	211	208	13	13	
<hr/>										
TOTALS	RPI 1-25	RPI 26-50	W-L RECORDS		RPI 51-100	RPI 150+				
13- 16	0- 1	0- 2	OVERALL		2- 5	9- 3				
8- 6	0- 1	0- 1	HOME		2- 1	5- 0				
5- 8	0- 0	0- 1	AWAY		0- 3	4- 3				
0- 2	0- 0	0- 0	NEUTRAL		0- 1	0- 0				
<hr/>										
4- 7	0- 1	0- 2	NON-CONFERENCE		0- 0	2- 2				
2- 3	0- 1	0- 1	HOME		0- 0	1- 0				
2- 3	0- 0	0- 1	AWAY		0- 0	1- 2				
0- 1	0- 0	0- 0	NEUTRAL		0- 0	0- 0				
<hr/>										
9- 9	0- 0	0- 0	CONFERENCE		2- 5	7- 1				
6- 3	0- 0	0- 0	HOME		2- 1	4- 0				
3- 5	0- 0	0- 0	AWAY		0- 3	3- 1				
0- 1	0- 0	0- 0	NEUTRAL		0- 1	0- 0				
<hr/>										
RPI 1-25		RPI 26-50		RPI 51-100		RPI 101+		Team's RPI: 157		
RPI S	Opponent	Score	RPI S	Opponent	Score	RPI S	Opponent	Score		
21	H Mi chi gan St.	49 72	32	A Mi ami (Fl a.)	57 68	68	A Eastern Mi ch.	61 76	106	A Bowl ing Green 62 71
			34	H Marquette	58 66	68	H Eastern Mi ch.	63 55	106	H Bowl ing Green 54 57
						68	N Eastern Mi ch.	47 60	113	H Marshal l 56 61
						70	H Mi ami (Ohi o)	65 67	120	N Rhode Isl and 54 73
						72	A Kent St.	56 69	125	H Detroit 49 50
						78	A Western Mi ch.	61 62	127	A Hampton 61 60
						78	H Western Mi ch.	70 59	132	H Duquesne 81 57
									165	A Bal l St. 78 64
									165	H Bal l St. 91 69
									171	A Wi chi ta St. 58 72
									176	H Northern Ill. 62 60
									202	A Ohi o 67 49
									202	H Ohi o 68 65
									247	A Buffal o 61 65
									260	A Loyol a (Ill.) 59 61
									273	A Central Mi ch. 60 53
									283	A Dayton 73 65
									289	H Akron 81 59
									303	H Youngstown St. 73 50
<hr/>										
			LAST 10 Div sion I GAMES:							
			68	N Eastern Mi ch.	47 60	78	H Western Mi ch.	70 59		
			202	H Ohi o	68 65	113	H Marshal l	56 61		
			106	A Bowl ing Green	62 71	68	A Eastern Mi ch.	61 76		
			78	A Western Mi ch.	61 62	70	H Mi ami (Ohi o)	65 67		
			289	H Akron	81 59	247	A Buffal o	61 65		

Non-Di v I Games:

Toledo

Loss, Non-Conf, S Site, H Home A Away N Neutral

Average RPI Win: 262
Average RPI Loss: 135

WON-LOST
RECORD

WINNING
PCT. RANK

LAST 10
GAMES

STRENGTH OF
SCHEDULE

OPP. STRENGTH
OF SCHEDULE

TEAM
RPI

ADJ.
RPI

CONF.
RPI

ADJ CONF.
RPI

DIV. I ONLY

9- 19

254

1- 9

264

168

269

270

9

9

DIV. I NON-CONF.

8- 1

8

0- 0

321

322

145

148

9

9

TOTALS

RPI 1-25

RPI 26-50

W-L RECORDS

RPI 51-100

RPI 150+

9- 19

0- 2

0- 0

OVERALL

0- 4

8- 8

5- 8

0- 1

0- 0

HOME

0- 2

4- 3

4- 10

0- 1

0- 0

AWAY

0- 2

4- 4

0- 1

0- 0

0- 0

NEUTRAL

0- 0

0- 1

8- 1

0- 0

0- 0

NON-CONFERENCE

0- 0

8- 1

4- 0

0- 0

0- 0

HOME

0- 0

4- 0

4- 1

0- 0

0- 0

AWAY

0- 0

4- 1

0- 0

0- 0

0- 0

NEUTRAL

0- 0

0- 0

1- 18

0- 2

0- 0

CONFERENCE

0- 4

0- 7

1- 8

0- 1

0- 0

HOME

0- 2

0- 3

0- 9

0- 1

0- 0

AWAY

0- 2

0- 3

0- 1

0- 0

0- 0

NEUTRAL

0- 0

0- 1

RPI 1-25

RPI S Opponent

Score

RPI 26-50

RPI S Opponent

Score

RPI 51-100





RPI S Opponent









Score



































RPI 101+

RPI S Opponent



















Team's RPI: 270
Score

23  Old Domini on 34 
23  Old Domini on 64 

85  George Mason 51 
85  George Mason 52 
87  Delaware 52 
87  Delaware 56 

117  Hofstra 61 
117  Hofstra 51 
129  UNC Wilmington 47 
129  UNC Wilmington 58 48
131  Va. Commonwealth 40 
131  Va. Commonwealth 61 
170  James Madison 65 
170  James Madison 61 
170 N James Madison 61 
200  William & Mary 50 
200  William & Mary 60 
207  Drexel 67 
207  Drexel 49 
213  UNC Asheville 71 52
226  Fairleigh Dickinson 71 
235  Army 60 51
277  Mt. St. Mary's 68 65
279  Md. -East. Shore 92 67
288  Norfolk St. 56 42
293  UMBC 54 42
320  Robert Morris 73 53
322  Morgan St. 66 47

LAST 10 Division I GAMES:





170 N James Madison 61 
170  James Madison 65 
87  Delaware 56 
200  William & Mary 50 
85  George Mason 52 
207  Drexel 67 
131  Va. Commonwealth 61 
129  UNC Wilmington 58 48
117  Hofstra 61 
23  Old Domini on 64 

Towson

Towson

Non-Div I Games:

Towson

 Loss,  Non-Conf, S Site,  Home  Away N Neutral

Average RPI Win:

261

Average RPI Loss:

201

WON-LOST
RECORDWINNING
PCT. RANKLAST 10
GAMESSTRENGTH OF
SCHEDULEOPP. STRENGTH
OF SCHEDULETEAM
RPIADJ.
RPICONF.
RPIADJ CONF.
RPI

DIV. I ONLY

11- 17

220

4- 6

267

318

265

265

29

29

DIV. I NON-CONF.

1- 6

279

0- 0

229

315

296

296

32

32

TOTALS

RPI 1-25

RPI 26-50

W-L RECORDS

RPI 51-100

RPI 150+

11- 17

0- 0

0- 0

OVERALL

0- 1

11- 13

6- 6

0- 0

0- 0

HOME

0- 0

6- 5

5- 10

0- 0

0- 0

AWAY

0- 1

5- 8

0- 1

0- 0

0- 0

NEUTRAL

0- 0

0- 0

1- 6

0- 0

0- 0

NON-CONFERENCE

0- 1

1- 5

1- 1

0- 0

0- 0

HOME

0- 0

1- 1

0- 5

0- 0

0- 0

AWAY

0- 1

0- 4

0- 0

0- 0

0- 0

NEUTRAL

0- 0

0- 0

10- 11

0- 0

0- 0

CONFERENCE

0- 0

10- 8

5- 5

0- 0

0- 0

HOME

0- 0

5- 4

5- 5

0- 0

0- 0

AWAY

0- 0

5- 4

0- 1

0- 0

0- 0

NEUTRAL

0- 0

0- 0

RPI 1-25

RPI S

Opponent

Score

RPI 26-50

RPI S

Opponent

Score

RPI 51-100

RPI S

Opponent

Score

RPI 101+

RPI S

Opponent

Team's RPI: 265

Score

64 A Florida St. 42 80

116 A Li pscomb 55 67

116 H Li pscomb 55 68

116 N Li pscomb 63 73

160 A Jacksonville St. 62 79

172 A Georgi a St. 60 57

172 H Georgi a St. 44 54

175 A Southern Mi ss. 36 46

182 A UCF 57 50

182 H UCF 66 70

211 A Bel mont 54 62

211 H Bel mont 59 65

236 A Stetson 61 48

236 H Stetson 66 60

243 A Fla. Atl antic 63 69

243 H Fla. Atl antic 69 82

250 H Murray St. 68 60

257 H Bi rmi ngham-So. 53 63

259 A Mercer 40 43

259 H Mercer 75 45

269 A Samford 41 51

294 A Campbel l 50 43

294 H Campbel l 72 66

300 A Southeastern La. 61 71

312 A Gardner-Webb 60 50

312 H Gardner-Webb 70 56

323 A Jacksonville 52 56

323 H Jacksonville 66 61

LAST 10 Div sion I GAMES:

116 N Li pscomb 63 73

211 A Bel mont 54 62

116 A Li pscomb 55 67

294 H Campbel l 72 66

312 H Gardner-Webb 70 56

236 A Stetson 61 48

323 A Jacksonvi lle 52 56

243 H Fla. Atl antic 69 82

182 H UCF 66 70

259 H Mercer 75 45

61 48

52 56

69 82

66 70

75 45

Troy St.

Non-Di v I Games:

Troy St.

Loss, Non-Conf, S Site, H Home A Away N Neutral

Average RPI Win: 168
Average RPI Loss: 76

WON-LOST
RECORD

WINNING
PCT. RANK

LAST 10
GAMES

STRENGTH OF
SCHEDULE

OPP. STRENGTH
OF SCHEDULE

TEAM
RPI

ADJ.
RPI

CONF.
RPI

ADJ CONF.
RPI

DIV. I ONLY	10- 18	238	3- 7	62	81	150	144	7	7
DIV. I NON-CONF.	7- 6	133	0- 0	109	157	105	105	7	7

TOTALS	RPI 1-25	RPI 26-50	W-L RECORDS	RPI 51-100	RPI 150+
10- 18	0- 4	0- 5	OVERALL	3- 4	6- 3
8- 7	0- 1	0- 2	HOME	3- 3	5- 0
1- 10	0- 3	0- 2	AWAY	0- 1	0- 3
1- 1	0- 0	0- 1	NEUTRAL	0- 0	1- 0
7- 6	0- 2	0- 0	NON-CONFERENCE	2- 2	4- 1
5- 3	0- 1	0- 0	HOME	2- 2	3- 0
1- 3	0- 1	0- 0	AWAY	0- 0	0- 1
1- 0	0- 0	0- 0	NEUTRAL	0- 0	1- 0
3- 12	0- 2	0- 5	CONFERENCE	1- 2	2- 2
3- 4	0- 0	0- 2	HOME	1- 1	2- 0
0- 7	0- 2	0- 2	AWAY	0- 1	0- 2
0- 1	0- 0	0- 1	NEUTRAL	0- 0	0- 0

RPI S	RPI 1-25	Opponent	Score
7	H	LSU	42 65
8	A	Houston	78 83
18	A	TCU	44 76
19	A	Louisiana Tech	37 96

RPI S	RPI 26-50	Opponent	Score
31	A	DePaul	60 99
34	A	Marquette	55 69
34	N	Marquette	44 61
46	H	Louisville	47 48
48	H	Memphis	64 76

RPI S	RPI 51-100	Opponent	Score
80	H	Arkansas St.	59 56
84	H	Charlotte	61 72
85	H	George Mason	60 61
86	H	Oregon St.	73 58
89	H	Cincinnati	61 50
90	H	Mari st	46 60
97	A	South Fla.	60 77

RPI S	RPI 101+	Opponent	Score	Team's RPI: 144
121	H	East Caro.	58 65	
126	A	Cal i forn i a	61 66	
134	A	Tex. A&M-Corp.	57 53	
		Chris		
151	A	UAB	74 80	
170	H	James Madi son	66 64	
171	N	Wi chi ta St.	62 59	
175	A	Southern Mi ss.	51 68	
175	H	Southern Mi ss.	65 51	
188	H	St. Louis	78 64	
191	A	La. -Monroe	67 70	
266	H	Yal e	74 62	
324	H	Ni chol I s St.	77 55	

LAST 10 Division I GAMES:

34	N	Marquette	44 61	46	H	Louisville	47 48
175	H	Southern Mi ss.	65 51	8	A	Houston	78 83
97	A	South Fla.	60 77	18	A	TCU	44 76
151	A	UAB	74 80	188	H	St. Louis	78 64
89	H	Cincinnati	61 50	48	H	Memphis	64 76

Tulane

Tulane

Non-Div I Games:

Tulane

Loss, Non-Conf, S Site, H Home A Away N Neutral

Average RPI Win: 203
Average RPI Loss: 66

WON-LOST
RECORD

WINNING
PCT. RANK

LAST 10
GAMES

STRENGTH OF
SCHEDULE

OPP. STRENGTH
OF SCHEDULE

TEAM
RPI

ADJ.
RPI

CONF.
RPI

ADJ CONF.
RPI

DIV. I ONLY
DIV. I NON-CONF.

19- 12
7- 4

90
81

5- 5
0- 1

129
116

99
42

93
77

92
78

13
12

13
12

TOTALS

RPI 1-25

RPI 26-50

W-L RECORDS

RPI 51-100

RPI 150+

19- 12

0- 3

0- 3

OVERALL

0- 3

14- 1

10- 5

0- 1

0- 1

HOME

0- 1

8- 0

7- 6

0- 2

0- 2

AWAY

0- 1

5- 1

2- 1

0- 0

0- 0

NEUTRAL

0- 1

1- 0

7- 4

0- 1

0- 3

NON-CONFERENCE

0- 0

4- 0

5- 1

0- 0

0- 1

HOME

0- 0

3- 0

0- 3

0- 1

0- 2

AWAY

0- 0

0- 0

2- 0

0- 0

0- 0

NEUTRAL

0- 0

1- 0

12- 8

0- 2

0- 0

CONFERENCE

0- 3

10- 1

5- 4

0- 1

0- 0

HOME

0- 1

5- 0

7- 3

0- 1

0- 0

AWAY

0- 1

5- 1

0- 1

0- 0

0- 0

NEUTRAL

0- 1

0- 0

RPI 1-25

RPI 26-50

RPI 51-100 Team's RPI: 92

RPI 101+

RPI S Opponent Score
2 A Duke 36 90
19 A Louisiana Tech 57 81
19 H Louisiana Tech 60 63

RPI S Opponent Score
41 H Arkansas 43 64
47 A Missouri 68 88
48 A Memphis 64 66

RPI S Opponent Score
51 A Rice 69 76
51 H Rice 61 64
51 N Rice 42 55

RPI S Opponent Score
133 A UTEP 66 62
133 H UTEP 63 66
134 H Tex. A&M-Corp. Chris 74 63
137 A Southern Methodist 73 67
137 H Southern Methodist 64 72
139 H UMKC 86 80
145 N Oklahoma St. 58 56
151 N UAB 80 70
164 H Oral Roberts 67 60
190 A Fresno St. 76 85
190 A Fresno St. 79 55
190 H Fresno St. 70 60
197 A San Jose St. 82 66
197 H San Jose St. 66 56
217 H Stephen F. Austin 73 56
232 A Hawaii 63 55
232 H Hawaii 68 57
252 A Boise St. 73 65
252 H Boise St. 60 54
285 H Tex. -Pan American 71 41
307 A Nevada 79 66
307 H Nevada 74 57

LAST 10 Division I GAMES:

48 A Memphis 64 66
51 N Rice 42 55
190 A Fresno St. 79 55
19 A Louisiana Tech 57 81
137 A Southern Methodist 73 67
197 H San Jose St. 66 56
232 H Hawaii 68 57
307 A Nevada 79 66
190 A Fresno St. 76 85
51 H Rice 61 64

Tul sa

Non-Div I Games:

Tul sa

Loss, Non-Conf, S Site, H Home A Away N Neutral

Average RPI Win: 195		WON-LOST RECORD	WINNING PCT. RANK	LAST 10 GAMES	STRENGTH OF SCHEDULE	OPP. STRENGTH OF SCHEDULE	TEAM RPI	ADJ. RPI	CONF. RPI	ADJ CONF. RPI	
DIV. I ONLY		9- 19	254	2- 8	49	102	156	151	7	7	
DIV. I NON-CONF.		6- 7	160	0- 0	62	295	113	111	7	7	
TOTALS		RPI 1-25	RPI 26-50	W-L RECORDS	RPI 51-100	RPI 150+					
9- 19		0- 2	1- 5	OVERALL	0- 8	7- 2					
7- 6		0- 2	1- 1	HOME	0- 2	5- 0					
0- 10		0- 0	0- 3	AWAY	0- 4	0- 2					
2- 3		0- 0	0- 1	NEUTRAL	0- 2	2- 0					
6- 7		0- 0	0- 1	NON-CONFERENCE	0- 4	6- 1					
4- 2		0- 0	0- 0	HOME	0- 1	4- 0					
0- 3		0- 0	0- 1	AWAY	0- 1	0- 1					
2- 2		0- 0	0- 0	NEUTRAL	0- 2	2- 0					
3- 12		0- 2	1- 4	CONFERENCE	0- 4	1- 1					
3- 4		0- 2	1- 1	HOME	0- 1	1- 0					
0- 7		0- 0	0- 2	AWAY	0- 3	0- 1					
0- 1		0- 0	0- 1	NEUTRAL	0- 0	0- 0					
RPI 1-25		RPI 26-50		RPI 51-100		RPI 101+ Team's RPI: 151					
RPI S	Opponent	Score	RPI S	Opponent	Score	RPI S	Opponent	Score	RPI S	Opponent	Score
8	H Houston	39 48	31	H DePaul	71 88	75	A Austin Peay	67 70	121	A East Caro.	54 66
18	H TCU	66 96	33	A Chattanooga	71 84	77	H South Ala.	69 72	136	H Tennessee Tech	56 63
			34	H Marquette	65 63	80	N Arkansas St.	77 84	144	H Tulane	80 74
			46	A Louisville	70 83	84	A Charlotte	75 84	158	H Brown	57 50
			48	A Memphis	64 93	89	A Cincinnati	58 69	160	A Jacksonville St.	66 73
			48	N Memphis	54 64	92	N Tulsa	70 80	175	H Southern Miss.	71 70
						97	A South Fla.	51 72	188	A St. Louis	74 86
						97	H South Fla.	61 70	211	H Belmont	74 68
									243	H Fla. Atlantic	95 73
									248	N Alcorn St.	59 49
									255	H Tenn.-Martin	78 58
									291	N Southern Ill.	85 72
			LAST 10 Division I GAMES:								
			48	N Memphis	54 64	89	A Cincinnati	58 69			
			97	H South Fla.	61 70	46	A Louisville	70 83			
			175	H Southern Miss.	71 70	8	H Houston	39 48			
			144	H Tulane	80 74	18	H TCU	66 96			
			97	A South Fla.	51 72	188	A St. Louis	74 86			

U
A
B

Non-Div I Games:

UAB

Loss,
Non-Conf, S Site,
H Home
A Away
N Neutral

Average RPI Win:		291	WON-LOST RECORD		WINNING PCT. RANK	LAST 10 GAMES		STRENGTH OF SCHEDULE		OPP. STRENGTH OF SCHEDULE	TEAM RPI	ADJ. RPI	CONF. RPI	ADJ CONF. RPI
Average RPI Loss:		200	6- 20		289	3- 7		306		300	309	309	27	27
DIV. I ONLY			1- 7		287	0- 0		300		300	317	316	27	26
TOTALS		RPI 1-25	RPI 26-50		W-L RECORDS		RPI 51-100		RPI 150+					
6- 20		0- 0	0- 2		OVERALL		0- 2		6- 14					
3- 11		0- 0	0- 1		HOME		0- 2		3- 7					
3- 9		0- 0	0- 1		AWAY		0- 0		3- 7					
0- 0		0- 0	0- 0		NEUTRAL		0- 0		0- 0					
1- 7		0- 0	0- 0		NON-CONFERENCE		0- 2		1- 5					
0- 5		0- 0	0- 0		HOME		0- 2		0- 3					
1- 2		0- 0	0- 0		AWAY		0- 0		1- 2					
0- 0		0- 0	0- 0		NEUTRAL		0- 0		0- 0					
5- 13		0- 0	0- 2		CONFERENCE		0- 0		5- 9					
3- 6		0- 0	0- 1		HOME		0- 0		3- 4					
2- 7		0- 0	0- 1		AWAY		0- 0		2- 5					
0- 0		0- 0	0- 0		NEUTRAL		0- 0		0- 0					
RPI 1-25		RPI 26-50		RPI 51-100		RPI 101+		Team's RPI : 309						
RPI S	Opponent	Score	RPI S	Opponent	Score	RPI S	Opponent	Score	RPI S	Opponent	Score			
			37 A	UC Santa Barb.	44 70	94 H	Idaho St.	66 75	112 A	Idaho	60 71			
			37 H	UC Santa Barb.	59 77	99 H	Pepperdi ne	47 71	112 H	Idaho	49 68			
									197 A	San Jose St.	48 68			
									198 A	Paci fic	66 72			
									198 H	Paci fic	57 62			
									216 H	Montana St.	72 83			
									229 H	Eastern Wash.	67 81			
									237 A	Cal Poly	56 60			
									237 H	Cal Poly	71 78			
									238 A	Long Beach St.	60 50			
									238 H	Long Beach St.	51 57			
									278 H	San Diego St.	40 51			
									281 A	Cal St. Fullerton	69 57			
									281 H	Cal St. Fullerton	50 59			
									295 A	Portland St.	60 61			
									299 A	UC Ri versi de	53 55			
									299 H	UC Ri versi de	56 55			
									304 A	Cal St. Northrid ge	50 56			
									304 H	Cal St. Northrid ge	63 48			
									308 A	Utah St.	46 61			
									308 H	Utah St.	66 45			
									318 A	Sacramento St.	55 41			
		LAST 10 Div		sion I GAMES:										
			237 H	Cal Poly	71 78	299 H	UC Ri versi de	56 55						
			37 H	UC Santa Barb.	59 77	281 H	Cal St. Fullerton	50 59						
			308 A	Utah St.	46 61	304 H	Cal St. Northrid ge	63 48						
			112 A	Idaho	60 71	198 A	Paci fic	66 72						
			238 A	Long Beach St.	60 50	112 H	Idaho	49 68						

UC Irvine

Non-Div I Games:

UC Irvine

■ Loss,
 ■ Non-Conf, S Site,
 ■ Home
 ■ Away
 N Neutral

Average RPI Win: 295				WON-LOST RECORD		WINNING PCT. RANK		LAST 10 GAMES		STRENGTH OF SCHEDULE		OPP. STRENGTH OF SCHEDULE		TEAM RPI		ADJ. RPI		CONF. RPI		ADJ CONF. RPI		
DIV. I ONLY				7- 20		277		3- 7		270		272		299		299		27		27		
DIV. I NON-CONF.				1- 7		287		0- 0		179		211		278		277		27		26		
TOTALS				RPI 1-25		RPI 26-50		W-L RECORDS		RPI 51-100		RPI 150+										
7- 20				0- 0		0- 2		OVERALL		0- 3		7- 11										
4- 8				0- 0		0- 1		HOME		0- 2		4- 4										
3- 10				0- 0		0- 1		AWAY		0- 1		3- 6										
0- 2				0- 0		0- 0		NEUTRAL		0- 0		0- 1										
1- 7				0- 0		0- 0		NON-CONFERENCE		0- 3		1- 2										
1- 2				0- 0		0- 0		HOME		0- 2		1- 0										
0- 4				0- 0		0- 0		AWAY		0- 1		0- 2										
0- 1				0- 0		0- 0		NEUTRAL		0- 0		0- 0										
6- 13				0- 0		0- 2		CONFERENCE		0- 0		6- 9										
3- 6				0- 0		0- 1		HOME		0- 0		3- 4										
3- 6				0- 0		0- 1		AWAY		0- 0		3- 4										
0- 1				0- 0		0- 0		NEUTRAL		0- 0		0- 1										
RPI 1-25				RPI 26-50		RPI 51-100		RPI 101+		Team's RPI: 299												
RPI S	Opponent			Score		RPI S	Opponent			Score		RPI S	Opponent			Score						
37	A	UC Santa Barb.		52	78	54	H	Loyol a Marymount		66	82	103	A	Gonzaga		54	68					
37	H	UC Santa Barb.		67	88	97	H	South Fla.		59	93	107	N	Si ena		58	85					
						99	A	Pepperdi ne		57	70	112	A	Idaho		59	75					
												112	H	Idaho		69	82					
												198	A	Paci fi c		61	65					
												198	H	Paci fi c		68	72					
												216	A	Montana St.		66	91					
												229	A	Eastern Wash.		81	96					
												237	A	Cal Poly		76	83					
												237	H	Cal Poly		72	85					
												238	A	Long Beach St.		77	60					
												238	H	Long Beach St.		48	56					
												281	A	Cal St. Fullerton		56	68					
												281	H	Cal St. Fullerton		67	63					
												281	N	Cal St. Fullerton		56	71					
												304	A	Cal St. Northridge		66	64					
												304	H	Cal St. Northridge		66	75					
												308	A	Utah St.		89	62					
												308	H	Utah St.		66	56					
												309	A	UC Ir vine		55	56					
												309	H	UC Ir vine		55	53					
												318	H	Sacramento St.		58	50					
LAST 10 Division I GAMES:																						
281	N	Cal St. Fullerton		56	71	112	H	Idaho		69	82											
198	H	Paci fi c		68	72	308	H	Utah St.		66	56											
304	H	Cal St. Northridge		66	75	309	A	UC Ir vine		55	56											
37	A	UC Santa Barb.		52	78	238	A	Long Beach St.		77	60											
237	A	Cal Poly		76	83	281	H	Cal St. Fullerton		67	63											

[illegible]

Non-Div l Games:

UC Santa Barb.

Loss, Non-Conf, S Site, H Home A Away N Neutral

Average RPI Win:		267	WON-LOST	WINNING	LAST 10	STRENGTH OF	OPP. STRENGTH	TEAM	ADJ.	CONF.	ADJ CONF.
Average RPI Loss:		133	RECORD	PCT. RANK	GAMES	SCHEDULE	OF SCHEDULE	RPI	RPI	RPI	RPI
DIV. I ONLY	17- 13	119	9- 1	251	248	186	182	29	29		
DIV. I NON-CONF.	1- 6	279	0- 0	213	13	267	262	32	32		
TOTALS	RPI 1-25	RPI 26-50	W-L RECORDS	RPI 51-100	RPI 150+						
17- 13	0- 2	0- 0	OVERALL	0- 3	17- 5						
7- 8	0- 2	0- 0	HOME	0- 2	7- 3						
8- 4	0- 0	0- 0	AWAY	0- 1	8- 2						
2- 1	0- 0	0- 0	NEUTRAL	0- 0	2- 0						
1- 6	0- 2	0- 0	NON-CONFERENCE	0- 3	1- 1						
1- 4	0- 2	0- 0	HOME	0- 2	1- 0						
0- 2	0- 0	0- 0	AWAY	0- 1	0- 1						
0- 0	0- 0	0- 0	NEUTRAL	0- 0	0- 0						
16- 7	0- 0	0- 0	CONFERENCE	0- 0	16- 4						
6- 4	0- 0	0- 0	HOME	0- 0	6- 3						
8- 2	0- 0	0- 0	AWAY	0- 0	8- 1						
2- 1	0- 0	0- 0	NEUTRAL	0- 0	2- 0						
RPI S Opponent	RPI 1-25	Score	RPI S Opponent	Score	RPI S Opponent	Score	RPI S Opponent	Team's RPI: 182	Score		
5 H Purdue		52 87			64 H Florida St.	59 72	116 A Lipscomb		51 62		
15 H Florida		48 79			82 H Alabama	41 63	116 H Lipscomb		56 75		
					83 A Georgia Tech	48 70	116 N Lipscomb		62 64		
							172 A Georgia St.		69 53		
							172 H Georgia St.		58 62		
							211 A Belmont		58 65		
							211 H Belmont		67 55		
							225 A Manhattan		47 68		
							236 A Stetson		79 55		
							236 H Stetson		59 39		
							236 N Stetson		64 52		
							243 A Fla. Atlantic		72 61		
							243 H Fla. Atlantic		83 69		
							259 A Mercer		68 39		
							259 H Mercer		60 66		
							259 N Mercer		73 58		
							265 A Troy St.		70 66		
							265 H Troy St.		50 57		
							294 A Campbell		50 46		
							294 H Campbell		68 63		
							312 A Gardner-Webb		52 46		
							312 H Gardner-Webb		74 48		
							323 A Jacksonville		67 46		
							323 H Jacksonville		79 58		
							324 H Nichols St.		85 49		
			LAST 10 Division I GAMES:								
			116 N Lipscomb	62 64	172 A Georgia St.	69 53					
			236 N Stetson	64 52	259 A Mercer	68 39					
			259 N Mercer	73 58	312 H Gardner-Webb	74 48					
			236 H Stetson	59 39	294 H Campbell	68 63					
			323 H Jacksonville	79 58	265 A Troy St.	70 66					

UCF

Non-Div I Games:

UCF

Loss,
Non-Conf, S Site,
H Home
A Away
N Neutral

Average RPI Win:		111	WON-LOST RECORD		WINNING PCT. RANK	LAST 10 GAMES		STRENGTH OF SCHEDULE		OPP. STRENGTH OF SCHEDULE	TEAM RPI	ADJ. RPI	CONF. RPI	ADJ CONF. RPI					
DIV. I ONLY		17- 13			119	7- 3		39		39	53	50	6	6					
DIV. I NON-CONF.		5- 5			147	0- 1		26		23	59	57	5	5					
<hr/>																			
TOTALS		RPI 1-25		RPI 26-50		W-L RECORDS		RPI 51-100		RPI 150+									
17- 13		0- 7		2- 1		OVERALL		8- 4		4- 1									
11- 3		0- 2		2- 0		HOME		5- 1		2- 0									
5- 8		0- 3		0- 1		AWAY		2- 3		2- 1									
1- 2		0- 2		0- 0		NEUTRAL		1- 0		0- 0									
5- 5		0- 4		1- 0		NON-CONFERENCE		1- 0		2- 1									
4- 1		0- 1		1- 0		HOME		1- 0		1- 0									
1- 3		0- 2		0- 0		AWAY		0- 0		1- 1									
0- 1		0- 1		0- 0		NEUTRAL		0- 0		0- 0									
12- 8		0- 3		1- 1		CONFERENCE		7- 4		2- 0									
7- 2		0- 1		1- 0		HOME		4- 1		1- 0									
4- 5		0- 1		0- 1		AWAY		2- 3		1- 0									
1- 1		0- 1		0- 0		NEUTRAL		1- 0		0- 0									
<hr/>																			
RPI S		RPI 1-25		RPI S		RPI 26-50		Team's RPI: 50		RPI S		RPI 51-100		RPI S		RPI 101+			
Opponent		Score		Opponent		Score		Score		Opponent		Score		Opponent		Score			
5	N	Purdue	57	58	30	H	Ohio St.	71	56	53	H	UNLV	61	51	101	H	Ill i noi s	68	56
6	A	Texas	58	89	38	A	Ari zona	54	70	56	A	Washi ngton	64	59	126	A	Cal i forni a	97	69
12	A	Stanford	54	63	38	H	Ari zona	87	68	56	H	Washi ngton	65	60	126	H	Cal i forni a	67	66
12	H	Stanford	71	78						57	A	Ari zona St.	58	73	186	A	St. Mary' s (Cal .)	52	53
12	N	Stanford	66	70						57	H	Ari zona St.	73	64	190	H	Fresno St.	69	56
20	A	Mi nnesota	81	92						57	N	Ari zona St.	70	50	224	A	Washi ngton St.	78	57
21	H	Mi chi gan St.	43	47						61	A	Southern Cal i forni a	51	64	224	H	Washi ngton St.	78	58
												Cal i forni a			304	A	Cal St. Northridge	74	66
										61	H	Southern Cal i forni a	68	64					
										86	A	Oregon St.	68	82					
										86	H	Oregon St.	91	58					
										91	A	Oregon	63	57					
										91	H	Oregon	55	61					
<hr/>																			
LAST 10 Di v										si on I GAMES:									
20	A	Mi nnesota	81	92	126	A	Cal i forni a	97	69										
12	N	Stanford	66	70	57	H	Ari zona St.	73	64										
57	N	Ari zona St.	70	50	38	H	Ari zona	87	68										
61	H	Southern Cal i forni a	68	64	224	A	Washi ngton St.	78	57										
12	A	Stanford	54	63	56	A	Washi ngton	64	59										

Non-Div I Games:

UCLA

UMBC				Through Games Of 2004 Final							
Average RPI Win:		186	WON-LOST	WINNING	LAST 10	STRENGTH OF	OPP. STRENGTH	TEAM	ADJ.	CONF.	ADJ CONF.
Average RPI Loss:		166	RECORD	PCT. RANK	GAMES	SCHEDULE	OF SCHEDULE	RPI	RPI	RPI	RPI
DIV. I ONLY		4- 24	306	3- 7		149	200	291	293	16	16
DIV. I NON-CONF.		0- 9	304	0- 0		191	253	309	310	16	16

TOTALS		RPI 1-25	RPI 26-50	W-L RECORDS		RPI 51-100	RPI 150+				
4- 24		0- 0	0- 2	OVERALL		0- 4	3- 14				
3- 11		0- 0	0- 0	HOME		0- 2	2- 7				
1- 12		0- 0	0- 2	AWAY		0- 2	1- 6				
0- 1		0- 0	0- 0	NEUTRAL		0- 0	0- 1				
0- 9		0- 0	0- 2	NON-CONFERENCE		0- 0	0- 6				
0- 5		0- 0	0- 0	HOME		0- 0	0- 4				
0- 4		0- 0	0- 2	AWAY		0- 0	0- 2				
0- 0		0- 0	0- 0	NEUTRAL		0- 0	0- 0				
4- 15		0- 0	0- 0	CONFERENCE		0- 4	3- 8				
3- 6		0- 0	0- 0	HOME		0- 2	2- 3				
1- 8		0- 0	0- 0	AWAY		0- 2	1- 4				
0- 1		0- 0	0- 0	NEUTRAL		0- 0	0- 1				

RPI 1-25			RPI 26-50			RPI 51-100			RPI 101+ Team's RPI: 293		
RPI S	Opponent	Score	RPI S	Opponent	Score	RPI S	Opponent	Score	RPI S	Opponent	Score
27	A North Carol i na	34 76	59	A Mai ne	35 61	108	H Pennsylvani a	37 54			
43	A Maryl and	38 72	59	H Mai ne	45 60	124	A Bi nghamton	48 61			
			96	A Boston U.	53 72	124	H Bi nghamton	55 60			
			96	H Boston U.	40 59	150	A Hartford	46 55			
						150	H Hartford	48 46			
						177	A Al bany (N. Y.)	44 64			
						177	H Al bany (N. Y.)	58 75			
						180	H Ameri can	41 57			
						189	A Northeastern	78 91			
						189	H Northeastern	61 51			
						189	N Northeastern	30 55			
						196	A Vermont	48 70			
						196	H Vermont	65 55			
						204	H Loyol a (Md.)	50 72			
						209	A New Hampshi re	48 47			
						209	H New Hampshi re	54 65			
						234	A Radford	56 64			
						254	A Navy	41 60			
						270	H Towson	42 54			
						274	A Stony Brook	43 53			
						274	H Stony Brook	49 53			
						281	H Iona	43 64			
LAST 10 Div sion I GAMES:											
189	N Northeastern	30 55	59	A Mai ne	35 61						
177	A Al bany (N. Y.)	44 64	209	A New Hampshi re	48 47						
196	A Vermont	48 70	189	H Northeastern	61 51						
150	H Hartford	48 46	96	H Boston U.	40 59						
124	H Bi nghamton	55 60	274	A Stony Brook	43 53						

Non-Di v I Games:

UMBC

Loss, Non-Conf, S Site, H Home A Away N Neutral

Average RPI Win: 214		WON-LOST	WINNING	LAST 10	STRENGTH OF	OPP. STRENGTH	TEAM	ADJ.	CONF.	ADJ CONF.
Average RPI Loss: 109		RECORD	PCT. RANK	GAMES	SCHEDULE	OF SCHEDULE	RPI	RPI	RPI	RPI
DIV. I ONLY	15- 14	145	5- 5	128	184	141	139	18	19	
DIV. I NON-CONF.	3- 8	254	0- 0	97	103	199	196	19	19	
TOTALS	RPI 1-25	RPI 26-50	W-L RECORDS	RPI 51-100	RPI 150+					
15- 14	0- 1	0- 0	OVERALL	0- 5	12- 3					
8- 4	0- 1	0- 0	HOME	0- 1	6- 1					
5- 9	0- 0	0- 0	AWAY	0- 4	4- 2					
2- 1	0- 0	0- 0	NEUTRAL	0- 0	2- 0					
3- 8	0- 1	0- 0	NON-CONFERENCE	0- 5	3- 1					
2- 2	0- 1	0- 0	HOME	0- 1	2- 0					
0- 6	0- 0	0- 0	AWAY	0- 4	0- 1					
1- 0	0- 0	0- 0	NEUTRAL	0- 0	1- 0					
12- 6	0- 0	0- 0	CONFERENCE	0- 0	9- 2					
6- 2	0- 0	0- 0	HOME	0- 0	4- 1					
5- 3	0- 0	0- 0	AWAY	0- 0	4- 1					
1- 1	0- 0	0- 0	NEUTRAL	0- 0	1- 0					
RPI S	RPI 1-25	RPI 26-50	RPI 51-100	RPI 101+	Team's RPI: 139					
20	H Minnesota	53	79							
52	H Creighton	61	74	102	A Valparaiso	48	50			
58	A West Virginia	63	69	102	H Valparaiso	70	54			
78	A Western Mich.	90	117	102	N Valparaiso	54	66			
92	A Tulsa	80	86	115	A Western Ill.	58	79			
97	A South Fla.	53	73	115	H Western Ill.	59	55			
				123	A Oakland	78	72			
				123	H Oakland	52	54			
				134	A Tex. A&M-Corp. Chris	60	76			
				163	H Kansas	63	50			
				164	A Oral Roberts	79	52			
				164	H Oral Roberts	60	56			
				174	A Northern Iowa	52	79			
				187	A Southern Utah	68	79			
				187	H Southern Utah	53	54			
				187	N Southern Utah	71	65			
				206	N Monmouth	76	52			
				261	H Texas St.	82	46			
				271	A IUPUI	62	57			
				271	H IUPUI	69	45			
				295	A Centenary (La.)	83	69			
				295	H Centenary (La.)	70	46			
				298	A Chicago St.	60	45			
				298	H Chicago St.	63	49			
LAST 10 Division I GAMES:										
102	N Valparaiso	54	66	298	H Chicago St.	63	49			
187	N Southern Utah	71	65	115	A Western Ill.	58	79			
187	H Southern Utah	53	54	102	A Valparaiso	48	50			
271	A IUPUI	62	57	123	H Oakland	52	54			
295	A Centenary (La.)	83	69	164	A Oral Roberts	79	52			

Non-Div I Games:

UMKC

Average RPI Win: 271		WON-LOST RECORD	WINNING PCT. RANK	LAST 10 GAMES	STRENGTH OF SCHEDULE	OPP. STRENGTH OF SCHEDULE	TEAM RPI	ADJ. RPI	CONF. RPI	ADJ CONF. RPI
DIV. I ONLY		18- 9	64	5- 5	323	310	213	213	25	25
DIV. I NON-CONF.		9- 3	42	0- 0	324	311	228	231	30	30
<hr/>										
TOTALS		RPI 1-25		RPI 26-50	W-L RECORDS		RPI 51-100		RPI 150+	
18- 9		0- 0		0- 0	OVERALL		0- 2		18- 7	
11- 2		0- 0		0- 0	HOME		0- 1		11- 1	
7- 7		0- 0		0- 0	AWAY		0- 1		7- 6	
0- 0		0- 0		0- 0	NEUTRAL		0- 0		0- 0	
9- 3		0- 0		0- 0	NON-CONFERENCE		0- 0		9- 3	
5- 0		0- 0		0- 0	HOME		0- 0		5- 0	
4- 3		0- 0		0- 0	AWAY		0- 0		4- 3	
0- 0		0- 0		0- 0	NEUTRAL		0- 0		0- 0	
9- 6		0- 0		0- 0	CONFERENCE		0- 2		9- 4	
6- 2		0- 0		0- 0	HOME		0- 1		6- 1	
3- 4		0- 0		0- 0	AWAY		0- 1		3- 3	
0- 0		0- 0		0- 0	NEUTRAL		0- 0		0- 0	
<hr/>										
RPI 1-25		RPI 26-50		RPI 51-100		RPI 101+		Team's RPI: 213		
RPI S	Opponent	Score	RPI S	Opponent	Score	RPI S	Opponent	Score	RPI S	Opponent
						69	A Li berty	50 67	180	A Ameri can
						69	H Li berty	46 65	210	H East Tenn. St.
									218	A Western Caro.
									221	A Hi gh Poi nt
									221	H Hi gh Poi nt
									234	A Radford
									234	H Radford
									255	H Tenn. -Martin
									257	A Bi rmi ngham-So.
									257	H Bi rmi ngham-So.
									257	H Bi rmi ngham-So.
									264	A Coastal Caro.
									264	H Coastal Caro.
									269	A Samford
									270	A Towson
									275	A Charleston So.
									275	H Charleston So.
									280	H South Carolina St.
									284	H Appal achi an St.
									302	A N. C. A&T
									313	A Wi nthrop
									313	H Wi nthrop
									317	A Wofford
									319	H Tennessee St.
									323	A Jacksonvi lle
<hr/>										
LAST 10 Di v					sion I GAMES:					
			257	H Bi rmi ngham-So.	49 56		234	H Radford	66 48	
			257	A Bi rmi ngham-So.	83 70		221	A Hi gh Poi nt	52 58	
			275	H Charleston So.	67 44		313	H Wi nthrop	78 62	
			264	H Coastal Caro.	68 41		264	A Coastal Caro.	54 68	
			69	A Li berty	50 67		275	A Charleston So.	67 81	

Average RPI Win: 254				WON-LOST RECORD		WINNING PCT. RANK		LAST 10 GAMES		STRENGTH OF SCHEDULE		OPP. STRENGTH OF SCHEDULE		TEAM RPI		ADJ. RPI		CONF. RPI		ADJ CONF. RPI	
Average RPI Loss: 177																					
DIV. I ONLY				9- 19		254		4- 6		233		257		267		272		22		22	
DIV. I NON-CONF.				0- 7		304		0- 0		155		226		298		298		25		25	
TOTALS				RPI 1-25		RPI 26-50		W-L RECORDS		RPI 51-100				RPI 150+							
9- 19				0- 1		0- 2		OVERALL		0- 2				9- 14							
7- 5				0- 0		0- 1		HOME		0- 1				7- 3							
2- 11				0- 1		0- 1		AWAY		0- 1				2- 8							
0- 3				0- 0		0- 0		NEUTRAL		0- 0				0- 3							
0- 7				0- 1		0- 0		NON-CONFERENCE		0- 2				0- 4							
0- 2				0- 0		0- 0		HOME		0- 1				0- 1							
0- 3				0- 1		0- 0		AWAY		0- 1				0- 1							
0- 2				0- 0		0- 0		NEUTRAL		0- 0				0- 2							
9- 12				0- 0		0- 2		CONFERENCE		0- 0				9- 10							
7- 3				0- 0		0- 1		HOME		0- 0				7- 2							
2- 8				0- 0		0- 1		AWAY		0- 0				2- 7							
0- 1				0- 0		0- 0		NEUTRAL		0- 0				0- 1							
RPI 1-25				RPI 26-50		RPI 51-100		Team's RPI: 272													
RPI S Opponent Score				RPI S Opponent Score		RPI S Opponent Score		RPI S Opponent Score													
16 A Boston Col lege 53 84				33 A Chattanooga 57 68		74 A Vi rgi ni a 44 71		161 A El on 66 77													
				33 H Chattanooga 54 70		76 H St. Francis (Pa.) 55 80		161 H El on 69 56													
								168 A Furman 42 89													
								168 H Furman 63 60													
								179 A Davi dson 45 59													
								179 H Davi dson 55 68													
								185 N Coppi n St. 49 54													
								210 A East Tenn. St. 72 83													
								210 H East Tenn. St. 60 65													
								214 A Ga. Southern 43 54													
								214 H Ga. Southern 78 43													
								218 A Western Caro. 44 66													
								218 H Western Caro. 66 53													
								264 N Coastal Caro. 65 66													
								267 A Massachusetts 49 63													
								284 A Appal achi an St. 68 73													
								284 H Appal achi an St. 79 66													
								294 H Campbel l 56 61													
								305 A Col. of Charleston 73 56													
								305 H Col. of Charleston 78 63													
								305 N Col. of Charleston 50 59													
								317 A Wofford 59 53													
								317 H Wofford 62 50													

U
N
C
r
e
n
s
b
o
r
o

U
N
C
G
r
e
e
n
s
b
o
r
o

Non-Div l Games:

UNC Greensboro

Loss, Non-Conf, S Site, H Home A Away N Neutral

Average RPI Win: 189
Average RPI Loss: 107

WON-LOST
RECORD

WINNING
PCT. RANK

LAST 10
GAMES

STRENGTH OF
SCHEDULE

OPP. STRENGTH
OF SCHEDULE

TEAM
RPI

ADJ.
RPI

CONF.
RPI

ADJ CONF.
RPI

DIV. I ONLY	15- 13	137	5- 5	125	132	121	129	9	9
DIV. I NON-CONF.	5- 4	119	0- 0	166	254	133	136	9	9

TOTALS	RPI 1-25	RPI 26-50	W-L RECORDS	RPI 51-100	RPI 150+
15- 13	0- 2	0- 1	OVERALL	2- 5	10- 3
9- 3	0- 1	0- 0	HOME	1- 2	6- 0
5- 9	0- 1	0- 1	AWAY	1- 2	3- 3
1- 1	0- 0	0- 0	NEUTRAL	0- 1	1- 0
5- 4	0- 0	0- 1	NON-CONFERENCE	0- 2	5- 0
2- 1	0- 0	0- 0	HOME	0- 1	2- 0
2- 3	0- 0	0- 1	AWAY	0- 1	2- 0
1- 0	0- 0	0- 0	NEUTRAL	0- 0	1- 0
10- 9	0- 2	0- 0	CONFERENCE	2- 3	5- 3
7- 2	0- 1	0- 0	HOME	1- 1	4- 0
3- 6	0- 1	0- 0	AWAY	1- 1	1- 3
0- 1	0- 0	0- 0	NEUTRAL	0- 1	0- 0

RPI S	Opponent	Score
23 A	Old Domini on	55 67
23 H	Old Domini on	59 68

RPI S	Opponent	Score
30 A	Ohio St.	42 70

RPI S	Opponent	Score
54 H	Loyol a Marymount	56 77
84 A	Charl otte	48 53
85 A	George Mason	65 57
85 H	George Mason	63 54
87 A	Del aware	59 66
87 H	Del aware	56 57
87 N	Del aware	59 65

RPI S	Opponent	Score
117 A	Hofstra	68 79
117 H	Hofstra	65 61
121 A	East Caro.	60 70
131 A	Va. Commonweal th	80 69
131 H	Va. Commonweal th	58 48
170 A	James Madi son	58 54
170 H	James Madi son	61 51
184 A	Dartmouth	76 60
200 A	William & Mary	63 70
200 H	William & Mary	64 50
207 A	Drexel	58 75
207 H	Drexel	53 40
242 N	Fai rfi el d	74 71
264 H	Coastal Caro.	47 33
270 A	Towson	48 58
270 H	Towson	62 47
275 A	Charleston So.	73 57
305 H	Col . of Charle ston	62 53

LAST 10 Div sion I GAMES:

87 N	Del aware	59 65	200 A	William & Mary	63 70
117 H	Hofstra	65 61	23 H	Old Domini on	59 68
207 H	Drexel	53 40	270 A	Towson	48 58
131 H	Va. Commonweal th	58 48	85 H	George Mason	63 54
87 A	Del aware	59 66	170 A	James Madi son	58 54

UNC Wilmington

UNC Wilmington

Non-Div I Games:

UNC Wilmington

Loss, Non-Conf, S Site, H Home A Away N Neutral

Average RPI Win: 177		WON-LOST	WINNING	LAST 10	STRENGTH OF	OPP. STRENGTH	TEAM	ADJ.	CONF.	ADJ CONF.
Average RPI Loss: 59		RECORD	PCT. RANK	GAMES	SCHEDULE	OF SCHEDULE	RPI	RPI	RPI	RPI
DIV. I ONLY		26- 8	28	8- 2	123	105	54	53	11	11
DIV. I NON-CONF.		15- 3	27	4- 1	154	95	45	44	15	15
TOTALS		RPI 1-25	RPI 26-50	W-L RECORDS	RPI 51-100	RPI 150+				
26- 8		0- 0	2- 3	OVERALL	7- 5	17- 0				
16- 2		0- 0	1- 1	HOME	6- 1	9- 0				
9- 5		0- 0	1- 1	AWAY	1- 4	7- 0				
1- 1		0- 0	0- 1	NEUTRAL	0- 0	1- 0				
15- 3		0- 0	1- 1	NON-CONFERENCE	6- 2	8- 0				
11- 0		0- 0	1- 0	HOME	5- 0	5- 0				
4- 3		0- 0	0- 1	AWAY	1- 2	3- 0				
0- 0		0- 0	0- 0	NEUTRAL	0- 0	0- 0				
11- 5		0- 0	1- 2	CONFERENCE	1- 3	9- 0				
5- 2		0- 0	0- 1	HOME	1- 1	4- 0				
5- 2		0- 0	1- 0	AWAY	0- 2	4- 0				
1- 1		0- 0	0- 1	NEUTRAL	0- 0	1- 0				
RPI 1-25		RPI 26-50	RPI 51-100	Team's RPI : 53	RPI 101+					
RPI S	Opponent	Score	RPI S	Opponent	Score	RPI S	Opponent	Score		
39	A Utah	68 60	51	H Ri ce	68 66	153	A Bri gham Young	67 59		
39	H Utah	55 72	52	A Crei ghton	52 73	153	H Bri gham Young	77 64		
39	N Utah	55 59	54	A Loyol a Marymount	64 76	153	N Bri gham Young	60 57		
42	H Ri chmond	77 67	57	H Ari zona St.	50 47	186	A St. Mary' s (Cal .)	89 57		
50	A UCLA	51 61	62	A Iowa St.	65 59	199	A Wyomi ng	66 55		
			63	H Mi ssi ssi ppi St.	62 51	199	H Wyomi ng	67 47		
			67	H Western Ky.	78 75	205	H Texas-San Antoni o	76 44		
			73	A New Mexi co	66 70	222	H Northern Ari z.	67 60		
			73	H New Mexi co	54 59	237	H Cal Poly	83 57		
			95	A Col orado St.	65 79	263	H San Di ego	78 64		
			95	H Col orado St.	92 87	278	A San Di ego St.	65 56		
			97	H South Fla.	74 61	278	H San Di ego St.	76 58		
						281	A Cal St. Fullerton	71 59		
						295	H Centenary (La.)	77 41		
						307	A Nevada	90 75		
						310	A Ai r Force	91 57		
						310	H Ai r Force	85 48		
		LAST 10 Di v		si on I GAMES:						
52	A Crei ghton	52 73	39	N Utah	55 59					
62	A Iowa St.	65 59	153	N Bri gham Young	60 57					
67	H Western Ky.	78 75	153	A Bri gham Young	67 59					
51	H Ri ce	68 66	39	A Utah	68 60					
57	H Ari zona St.	50 47	310	H Ai r Force	85 48					

UNLV

Non-Div I Games:

UNLV

Loss,
Non-Conf, S Site,
H Home
A Away
N Neutral

Average RPI Win: 197
Average RPI Loss: 127

WON-LOST
RECORD

WINNING
PCT. RANK

LAST 10
GAMES

STRENGTH OF
SCHEDULE

OPP. STRENGTH
OF SCHEDULE

TEAM
RPI

ADJ.
RPI

CONF.
RPI

ADJ CONF.
RPI

DIV. I ONLY	16- 13	127	6- 4	150	152	131	133	13	13
DIV. I NON-CONF.	5- 4	119	0- 0	196	257	155	158	12	12

TOTALS	RPI 1-25	RPI 26-50	W-L RECORDS	RPI 51-100	RPI 150+
16- 13	0- 3	0- 0	OVERALL	2- 2	12- 5
9- 4	0- 1	0- 0	HOME	1- 1	7- 1
4- 8	0- 1	0- 0	AWAY	1- 1	3- 4
3- 1	0- 1	0- 0	NEUTRAL	0- 0	2- 0
5- 4	0- 0	0- 0	NON-CONFERENCE	0- 0	4- 3
3- 1	0- 0	0- 0	HOME	0- 0	2- 1
0- 3	0- 0	0- 0	AWAY	0- 0	0- 2
2- 0	0- 0	0- 0	NEUTRAL	0- 0	2- 0
11- 9	0- 3	0- 0	CONFERENCE	2- 2	8- 2
6- 3	0- 1	0- 0	HOME	1- 1	5- 0
4- 5	0- 1	0- 0	AWAY	1- 1	3- 2
1- 1	0- 1	0- 0	NEUTRAL	0- 0	0- 0

RPI S	Opponent	Score
19 A	Louisiana Tech	58 75
19 H	Louisiana Tech	60 83
19 N	Louisiana Tech	47 74

RPI S	Opponent	Score
-------	----------	-------

RPI S	Opponent	Score
51 A	Rice	40 44
51 H	Rice	73 57
92 A	Tulsa	66 63
92 H	Tulsa	62 66

RPI S	Opponent	Score
137 A	Southern Methodist	39 54
137 H	Southern Methodist	45 52
137 N	Southern Methodist	80 73
149 A	New Mexico St.	50 53
149 H	New Mexico St.	68 64
163 A	Kansas	50 71
173 N	Alabama St.	62 49
176 H	Northern Ill.	59 62
190 A	Fresno St.	59 53
190 H	Fresno St.	45 38
197 A	San Jose St.	51 44
197 H	San Jose St.	75 65
205 A	Texas-San Antonio	49 52
216 H	Montana St.	83 41
218 N	Western Caro.	74 66
232 A	Hawaii	49 57
232 H	Hawaii	44 39
237 H	Cal Poly	80 62
252 A	Boise St.	59 69
252 H	Boise St.	75 61
307 A	Nevada	85 54
307 H	Nevada	76 43

LAST 10 Division I GAMES:

19 N	Louisiana Tech	47 74	232 A	Hawaii	49 57
137 N	Southern Methodist	80 73	197 A	San Jose St.	51 44
252 H	Boise St.	75 61	307 H	Nevada	76 43
137 H	Southern Methodist	45 52	190 H	Fresno St.	45 38
19 H	Louisiana Tech	60 83	92 A	Tulsa	66 63

UTEP

UTEP

Non-Div I Games:

UTEP

Loss, Non-Conf, S Site, H Home A Away N Neutral

Average RPI Win: 171		WON-LOST RECORD	WINNING PCT. RANK	LAST 10 GAMES	STRENGTH OF SCHEDULE	OPP. STRENGTH OF SCHEDULE	TEAM RPI	ADJ. RPI	CONF. RPI	ADJ CONF. RPI	
DIV. I ONLY	24- 7	22	7- 3	82	128	38	39	11	11		
DIV. I NON-CONF.	10- 4	54	0- 0	67	104	44	45	15	15		
<hr/>											
TOTALS	RPI 1-25	RPI 26-50	W-L RECORDS		RPI 51-100	RPI 150+					
24- 7	0- 1	0- 2	OVERALL		7- 4	15- 0					
12- 1	0- 0	0- 0	HOME		2- 1	8- 0					
9- 5	0- 1	0- 2	AWAY		3- 2	6- 0					
3- 1	0- 0	0- 0	NEUTRAL		2- 1	1- 0					
<hr/>											
10- 4	0- 1	0- 2	NON-CONFERENCE		2- 1	6- 0					
6- 0	0- 0	0- 0	HOME		0- 0	4- 0					
3- 4	0- 1	0- 2	AWAY		1- 1	2- 0					
1- 0	0- 0	0- 0	NEUTRAL		1- 0	0- 0					
<hr/>											
14- 3	0- 0	0- 0	CONFERENCE		5- 3	9- 0					
6- 1	0- 0	0- 0	HOME		2- 1	4- 0					
6- 1	0- 0	0- 0	AWAY		2- 1	4- 0					
2- 1	0- 0	0- 0	NEUTRAL		1- 1	1- 0					
<hr/>											
RPI 1-25		RPI 26-50		Team's RPI: 39	RPI 51-100		RPI 101+				
RPI S	Opponent	Score	RPI S	Opponent	Score	RPI S	Opponent	Score	RPI S	Opponent	Score
14	A Oklahoma	65 73	36	A Montana	58 61	53	A UNLV	72 55	103	H Gonzaga	88 64
			37	A UC Santa Barb.	44 52	53	H UNLV	60 68	130	H Weber St.	51 38
						53	N UNLV	59 55	153	A Bri gham Young	66 62
						67	N Western Ky.	84 55	153	H Bri gham Young	73 62
						73	A New Mexi co	46 49	159	H Southeast Mo. St.	76 65
						73	H New Mexi co	52 43	186	H St. Mary' s (Cal.)	69 40
						73	N New Mexi co	50 71	190	A Fresno St.	66 53
						86	A Oregon St.	62 71	199	A Wyomi ng	57 39
						94	A Idaho St.	86 78	199	H Wyomi ng	59 45
						95	A Col orado St.	55 51	212	H San Franci sco	75 48
						95	H Col orado St.	71 57	222	A Northern Ari z.	69 45
									224	H Washi ngton St.	61 51
									278	A San Diego St.	56 29
									278	H San Diego St.	63 51
									278	N San Diego St.	68 51
									310	A Ai r Force	73 65
									310	H Ai r Force	82 42
<hr/>											
LAST 10 Division I GAMES:											
			73	N New Mexi co	50 71	153	H Bri gham Young	73 62			
			53	N UNLV	59 55	310	A Ai r Force	73 65			
			278	N San Di ego St.	68 51	73	A New Mexi co	46 49			
			278	H San Di ego St.	63 51	199	H Wyomi ng	59 45			
			53	H UNLV	60 68	95	H Col orado St.	71 57			

Utah

Non-Div I Games:

Utah

Loss,
Non-Conf, S Site,
H Home
A Away
N Neutral

Average RPI Win: 278

Average RPI Loss: 201

WON-LOST
RECORDWINNING
PCT. RANKLAST 10
GAMESSTRENGTH OF
SCHEDULEOPP. STRENGTH
OF SCHEDULETEAM
RPIADJ.
RPICONF.
RPIADJ CONF.
RPI

DIV. I ONLY

5- 21

299

2- 8

269

305

308

308

27

27

DIV. I NON-CONF.

0- 7

304

0- 0

227

288

315

315

27

26

TOTALS

RPI 1-25

RPI 26-50

W-L RECORDS

RPI 51-100

RPI 150+

5- 21

0- 0

0- 2

OVERALL

0- 1

5- 15

3- 7

0- 0

0- 1

HOME

0- 0

3- 5

2- 11

0- 0

0- 1

AWAY

0- 1

2- 7

0- 3

0- 0

0- 0

NEUTRAL

0- 0

0- 3

0- 7

0- 0

0- 0

NON-CONFERENCE

0- 1

0- 5

0- 1

0- 0

0- 0

HOME

0- 0

0- 1

0- 4

0- 0

0- 0

AWAY

0- 1

0- 2

0- 2

0- 0

0- 0

NEUTRAL

0- 0

0- 2

5- 14

0- 0

0- 2

CONFERENCE

0- 0

5- 10

3- 6

0- 0

0- 1

HOME

0- 0

3- 4

2- 7

0- 0

0- 1

AWAY

0- 0

2- 5

0- 1

0- 0

0- 0

NEUTRAL

0- 0

0- 1

RPI 1-25

RPI 26-50

RPI 51-100

RPI 101+



Team's RPI: 308



RPI S Opponent Score



RPI S Opponent Score



RPI S Opponent Score



RPI S Opponent Score



37  UC Santa Barb. 54  88



37  UC Santa Barb. 51  86



78  Western Mich. 65  116



112  Idaho 51  62



112  Idaho 65  80



130  Weber St. 50  71



180  N American 41  60


187  Southern Utah 60  79


198  Paci fi c 58  67



198  Paci fi c 52  67



216  Montana St. 41  65



237  Cal Poly 44  69



237  Cal Poly 76 73



238  Long Beach St. 63 60



238  Long Beach St. 57  64



238  N Long Beach St. 48  55



267  N Massachusetts 50  61


281  Cal St. Fullerton 59  71


281  Cal St. Fullerton 68  69



290  I PFW 74  83


299  UC Ri versi de 56  66

299  UC Ri versi de 62  89



304  Cal St. Northridge 69 63



304  Cal St. Northridge 76 71


309  UC Ir vine 45  66



309  UC Ir vine 61 46



LAST 10 Division I GAMES:



238  N Long Beach St. 48  55



112  Idaho 65  80


309  UC Ir vine 61 46



238  Long Beach St. 57  64



281  Cal St. Fullerton 59  71

299  UC Ri versi de 56  66

198  Paci fi c 52  67

304  Cal St. Northridge 76 71

37  UC Santa Barb. 54  88





237  Cal Poly 44  69

Utah St.

Utah St.

Non-Div I Games: Northern Colo. 70  73

Utah St.

 Loss,  Non-Conf, S Site,  Home  Away N Neutral

Average RPI Win: 206												WON-LOST RECORD		WINNING PCT. RANK		LAST 10 GAMES		STRENGTH OF SCHEDULE		OPP. STRENGTH OF SCHEDULE		TEAM RPI		ADJ. RPI		CONF. RPI		ADJ CONF. RPI			
Average RPI Loss: 80																															
DIV. I ONLY												14- 14		154		6- 4		111		111		135		131		9		9			
DIV. I NON-CONF.												3- 5		212		0- 0		158		173		198		195		9		9			
TOTALS												RPI 1-25		RPI 26-50		W-L RECORDS		RPI 51-100		RPI 150+											
14- 14												0- 2		0- 2		OVERALL		1- 6		11- 0											
8- 4												0- 1		0- 0		HOME		1- 1		6- 0											
5- 9												0- 1		0- 2		AWAY		0- 4		5- 0											
1- 1												0- 0		0- 0		NEUTRAL		0- 1		0- 0											
3- 5												0- 0		0- 2		NON-CONFERENCE		0- 2		3- 0											
2- 1												0- 0		0- 0		HOME		0- 0		2- 0											
1- 4												0- 0		0- 2		AWAY		0- 2		1- 0											
0- 0												0- 0		0- 0		NEUTRAL		0- 0		0- 0											
11- 9												0- 2		0- 0		CONFERENCE		1- 4		8- 0											
6- 3												0- 1		0- 0		HOME		1- 1		4- 0											
4- 5												0- 1		0- 0		AWAY		0- 2		4- 0											
1- 1												0- 0		0- 0		NEUTRAL		0- 1		0- 0											
RPI 1-25												RPI 26-50		RPI 51-100		RPI 101+		Team's RPI: 131													
RPI S Opponent Score												RPI S Opponent Score		RPI S Opponent Score		RPI S Opponent Score															
23 A Ol d Domi ni on 72 95												34 A Marquette 45 67		69 A Li berty 43 62		117 A Hofstra 70 75															
23 H Ol d Domi ni on 64 80												42 A Ri chmond 58 75		84 A Char lotte 72 81		117 H Hofstra 83 73															
														85 A George Mason 60 80		117 N Hofstra 72 61															
														85 H George Mason 62 77		122 H Indi ana 54 68															
														85 N George Mason 59 73		129 A UNC Wi lm ington 48 58															
														87 A Del aware 56 66		129 H UNC Wi lm ington 69 80															
														87 H Del aware 81 70		170 A James Madi son 76 67															
																170 H James Madi son 77 67															
																200 A Wi lliam & Mary 83 74															
																200 H Wi lliam & Mary 82 61															
																207 A Drexel 64 61															
																207 H Drexel 63 53															
																270 A Towson 72 61															
																270 H Towson 76 40															
																277 A Mt. St. Mary' s 63 50															
																294 H Campbel l 73 36															
																302 H N. C. A&T 62 43															
LAST 10 Div												si on I GAMES:																			
85 N George Mason 59 73												23 A Ol d Domi ni on 72 95																			
117 N Hofstra 72 61												117 H Hofstra 83 73																			
207 A Drexel 64 61												270 A Towson 72 61																			
200 H Wi lliam & Mary 82 61												85 A George Mason 60 80																			
129 A UNC Wi lm ington 48 58												170 H James Madi son 77 67																			

V
a
·
C
o
m
m
o
n
w
e
a
l
t
h

v a . c o m m o n w e a l t h

Non-Div l Games:

Va. Commonwealth

■ Loss, ■ Non-Conf, S Site, H Home A Away N Neutral

Average RPI Win: 227		WON-LOST RECORD	WINNING PCT. RANK	LAST 10 GAMES	STRENGTH OF SCHEDULE	OPP. STRENGTH OF SCHEDULE	TEAM RPI	ADJ. RPI	CONF. RPI	ADJ CONF. RPI	
DIV. I ONLY		19- 12	90	8- 2	151	147	104	102	18	19	
DIV. I NON-CONF.		5- 7	198	1- 1	80	69	126	124	19	19	
TOTALS		RPI 1-25	RPI 26-50	W-L RECORDS	RPI 51-100	RPI 150+					
19- 12		0- 3	0- 2	OVERALL	0- 2	15- 2					
10- 2		0- 1	0- 0	HOME	0- 0	8- 0					
6- 8		0- 1	0- 1	AWAY	0- 2	5- 2					
3- 2		0- 1	0- 1	NEUTRAL	0- 0	2- 0					
5- 7		0- 3	0- 2	NON-CONFERENCE	0- 2	5- 0					
3- 1		0- 1	0- 0	HOME	0- 0	3- 0					
2- 4		0- 1	0- 1	AWAY	0- 2	2- 0					
0- 2		0- 1	0- 1	NEUTRAL	0- 0	0- 0					
14- 5		0- 0	0- 0	CONFERENCE	0- 0	10- 2					
7- 1		0- 0	0- 0	HOME	0- 0	5- 0					
4- 4		0- 0	0- 0	AWAY	0- 0	3- 2					
3- 0		0- 0	0- 0	NEUTRAL	0- 0	2- 0					
RPI 1-25		RPI 26-50		RPI 51-100		RPI 101+		Team's RPI: 102			
RPI S	Opponent	Score	RPI S	Opponent	Score	RPI S	Opponent	Score			
5 H	Purdue	57 68	26 N	Vi l l anova	50 68	70 A	Mi ami (Ohi o)	71 83	115 A	Western Ill.	59 62
9 N	Kansas St.	63 71	31 A	DePaul	47 70	91 A	Oregon	47 60	115 H	Western Ill.	60 56
25 A	Notre Dame	57 74							123 A	Oakl and	61 56
									123 H	Oakl and	54 59
									139 A	UMKC	54 70
									139 H	UMKC	50 48
									139 N	UMKC	66 54
									164 A	Oral Roberts	66 67
									164 H	Oral Roberts	65 47
									164 N	Oral Roberts	64 63
									169 H	Butler	74 67
									187 A	Southern Utah	52 66
									187 H	Southern Utah	73 63
									260 H	Loyola (Ill.)	61 45
									271 A	IUPUI	75 52
									271 H	IUPUI	67 49
									271 N	IUPUI	53 52
									273 A	Central Mi ch.	66 46
									290 A	IPFW	86 60
									290 H	IPFW	80 65
									295 A	Centenary (La.)	76 38
									295 H	Centenary (La.)	66 49
									298 A	Chi cago St.	63 58
									298 H	Chi cago St.	56 46
LAST 10 Division I GAMES:											
9 N	Kansas St.	63 71	290 H	IPFW	80 65						
164 N	Oral Roberts	64 63	187 A	Southern Utah	52 66						
139 N	UMKC	66 54	164 H	Oral Roberts	65 47						
271 N	IUPUI	53 52	139 H	UMKC	50 48						
298 H	Chi cago St.	56 46	298 A	Chi cago St.	63 58						

Average RPI Win: 210		WON-LOST RECORD	WINNING PCT. RANK	LAST 10 GAMES	STRENGTH OF SCHEDULE	OPP. STRENGTH OF SCHEDULE	TEAM RPI	ADJ. RPI	CONF. RPI	ADJ CONF. RPI
DIV. I ONLY		14- 13	143	5- 5	242	185	193	196	16	16
DIV. I NON-CONF.		6- 2	42	0- 0	306	235	156	162	16	16
TOTALS		RPI 1-25	RPI 26-50	W-L RECORDS	RPI 51-100	RPI 150+				
14- 13		0- 1	0- 0	OVERALL	1- 4	10- 6				
8- 5		0- 1	0- 0	HOME	0- 2	6- 1				
6- 7		0- 0	0- 0	AWAY	1- 1	4- 5				
0- 1		0- 0	0- 0	NEUTRAL	0- 1	0- 0				
6- 2		0- 1	0- 0	NON-CONFERENCE	0- 0	5- 1				
3- 1		0- 1	0- 0	HOME	0- 0	2- 0				
3- 1		0- 0	0- 0	AWAY	0- 0	3- 1				
0- 0		0- 0	0- 0	NEUTRAL	0- 0	0- 0				
8- 11		0- 0	0- 0	CONFERENCE	1- 4	5- 5				
5- 4		0- 0	0- 0	HOME	0- 2	4- 1				
3- 6		0- 0	0- 0	AWAY	1- 1	1- 4				
0- 1		0- 0	0- 0	NEUTRAL	0- 1	0- 0				

RPI 1-25		RPI 26-50		RPI 51-100		RPI 101+ Team's RPI: 196		
RPI	Opponent	Score	RPI	Opponent	Score	RPI	Opponent	Score
10	H Vanderbi l t	54 65				59	A Mai ne	76 66
						59	H Mai ne	54 66
						96	A Boston U.	65 91
						96	H Boston U.	50 65
						96	N Boston U.	57 67
						124	A Bi nghamton	69 61
						124	H Bi nghamton	66 45
						141	H Col gate	85 75
						150	A Hartford	43 50
						150	H Hartford	70 76
						177	A Al bany (N.Y.)	66 62
						177	H Al bany (N.Y.)	51 44
						189	A Northeastern	58 62
						189	H Northeastern	53 61
						200	A William & Mary	75 72
						209	A New Hampshi re	52 63
						209	H New Hampshi re	84 51
						266	A Yale	78 65
						267	A Massachusetts	49 54
						274	A Stony Brook	71 87
						274	H Stony Brook	92 76
						287	H St. Francis (N.Y.)	72 51
						292	A Ri der	80 56
						293	A UMBC	55 65
						293	H UMBC	70 48
						311	H Central Conn. St.	65 44

LAST 10 Div sion I GAMES:			
96	N Boston U.	57	67
124	A Bi nghamton	69	61
293	H UMBC	70	48
59	A Mai ne	76	66
177	A Al bany (N.Y.)	66	62
209	H New Hampshi re	84	51
150	A Hartford	43	50
96	H Boston U.	50	65
274	A Stony Brook	71	87
189	H Northeastern	53	61

Non-Div I Games:

Vermont

Average RPI Win: 125		WON-LOST RECORD		WINNING PCT. RANK		LAST 10 GAMES		STRENGTH OF SCHEDULE		OPP. STRENGTH OF SCHEDULE		TEAM RPI		ADJ. RPI		CONF. RPI		ADJ CONF. RPI	
DIV. I ONLY		23- 7		25		8- 2		54		63		26		26		5		5	
DIV. I NON-CONF.		11- 2		20		1- 1		28		70		15		15		6		6	
TOTALS		RPI 1-25		RPI 26-50		W-L RECORDS		RPI 51-100				RPI 150+							
23- 7		2- 4		3- 1		OVERALL		3- 2				10- 0							
12- 0		2- 0		1- 0		HOME		2- 0				5- 0							
8- 4		0- 2		1- 1		AWAY		1- 1				4- 0							
3- 3		0- 2		1- 0		NEUTRAL		0- 1				1- 0							
11- 2		0- 2		2- 0		NON-CONFERENCE		2- 0				4- 0							
4- 0		0- 0		0- 0		HOME		1- 0				2- 0							
4- 0		0- 0		1- 0		AWAY		1- 0				1- 0							
3- 2		0- 2		1- 0		NEUTRAL		0- 0				1- 0							
12- 5		2- 2		1- 1		CONFERENCE		1- 2				6- 0							
8- 0		2- 0		1- 0		HOME		1- 0				3- 0							
4- 4		0- 2		0- 1		AWAY		0- 1				3- 0							
0- 1		0- 0		0- 0		NEUTRAL		0- 1				0- 0							
RPI 1-25				RPI 26-50		Team's RPI: 26		RPI 51-100				RPI 101+							
RPI S	Opponent	Score		RPI S	Opponent	Score		RPI S	Opponent	Score		RPI S	Opponent	Score					
4	H Connecticut	59 56		29	A Virginia Tech	50 63		58	H West Virginia	74 67		102	N Valparaiso	68 50					
5	N Purdue	42 60		32	H Miami (Fla.)	58 55		58	N West Virginia	47 58		108	H Pennsylvani a	57 40					
7	N LSU	56 63		45	A Temple	66 57		65	H St. Joseph's	72 68		110	A La Salle	51 48					
16	A Boston College	48 61		49	N Missi ssi ppi	66 63		73	A New Mexi co	70 57		111	A Seton Hal l	63 58					
24	H Rutgers	53 49						88	A Georgetown	48 53		111	H Seton Hal l	62 51					
25	A Notre Dame	36 38										161	N El on	66 45					
												166	A St. John's (N.Y.)	63 50					
												166	H St. John's (N.Y.)	72 58					
												181	H Col umbi a	70 40					
												192	H Syracuse	64 42					
												215	A Pi ttsburgh	56 45					
												215	H Pi ttsburgh	75 45					
												220	A Howard	72 51					
												223	A Provi dence	68 41					
												242	H Fai rfi el d	68 55					
LAST 10 Divi sion I GAMES:																			
5	N Purdue	42 60		111	A Seton Hal l	63 58													
49	N Mi ssi ssi ppi	66 63		166	H St. John's (N.Y.)	72 58													
58	N West Vi rgi ni a	47 58		58	H West Vi rgi ni a	74 67													
215	A Pi ttsburgh	56 45		223	A Provi dence	68 41													
4	H Connecti cut	59 56		215	H Pi ttsburgh	75 45													

V
i
l
l
a
n
o
v
aV
i
l
l
a
n
o
v
a

Non-Div l Games:

Vi l l anova

■ Loss, ■ Non-Conf, S Site, H Home A Away N Neutral

Average RPI Win: 124		WON-LOST	WINNING	LAST 10	STRENGTH OF	OPP. STRENGTH	TEAM	ADJ.	CONF.	ADJ CONF.	
Average RPI Loss: 46		RECORD	PCT. RANK	GAMES	SCHEDULE	OF SCHEDULE	RPI	RPI	RPI	RPI	
DIV. I ONLY		13- 16	192	4- 6	26	45	75	74	4	4	
DIV. I NON-CONF.		7- 5	107	1- 0	44	91	60	60	3	4	
TOTALS		RPI 1-25	RPI 26-50	W-L RECORDS	RPI 51-100	RPI 150+					
13- 16		0- 4	3- 5	OVERALL	4- 6	4- 0					
7- 7		0- 2	2- 2	HOME	1- 3	3- 0					
5- 6		0- 1	0- 2	AWAY	3- 3	1- 0					
1- 3		0- 1	1- 1	NEUTRAL	0- 0	0- 0					
7- 5		0- 2	2- 1	NON-CONFERENCE	1- 1	4- 0					
4- 2		0- 1	1- 1	HOME	0- 0	3- 0					
2- 1		0- 0	0- 0	AWAY	1- 1	1- 0					
1- 2		0- 1	1- 0	NEUTRAL	0- 0	0- 0					
6- 11		0- 2	1- 4	CONFERENCE	3- 5	0- 0					
3- 5		0- 1	1- 1	HOME	1- 3	0- 0					
3- 5		0- 1	0- 2	AWAY	2- 2	0- 0					
0- 1		0- 0	0- 1	NEUTRAL	0- 0	0- 0					
RPI 1-25		RPI 26-50		RPI 51-100		Team's RPI: 74		RPI 101+			
RPI S	Opponent	Score	RPI S	Opponent	Score	RPI S	Opponent	Score	RPI S	Opponent	Score
2	A Duke	54 87	27	A North Carolina	64 70	55	A North Carolina	66 62	104	A Wake Forest	62 61
2	H Duke	52 63	27	H North Carolina	70 75		St.		104	H Wake Forest	75 61
6	N Texas	54 74	27	N North Carolina	45 64	55	H North Carolina	67 72	150	N Hartford	63 74
20	H Minnesota	53 73	29	H Virginia Tech	62 63		St.		234	H Radford	70 35
			38	N Arizona	70 65	64	A Florida St.	82 80	239	A Long Island	76 59
			43	A Maryland	55 69	64	H Florida St.	71 73	244	H Wagner	87 53
			43	H Maryland	64 51	65	A St. Joseph's	67 74	272	H UNC Greensboro	71 44
			45	H Temple	72 71	71	A Clemson	56 60			
						71	H Clemson	55 58			
						83	A Georgia Tech	55 65			
						83	H Georgia Tech	60 59			
						88	A Georgetown	52 45			
			LAST 10 Division I GAMES:								
			27	N North Carolina	45 64	55	H North Carolina St.	67 72			
			27	A North Carolina	64 70	83	A Georgia Tech	55 65			
			104	H Wake Forest	75 61	88	A Georgetown	52 45			
			64	H Florida St.	71 73	43	H Maryland	64 51			
			2	A Duke	54 87	104	A Wake Forest	62 61			

Non-Div I Games:

Virginia

Loss,
Non-Conf, S Site,
H Home
A Away
N Neutral

Average RPI Win:	Wagner 265
Average RPI Loss:	162

Average RPI Win:	265	WON-LOST	WINNING	LAST 10	STRENGTH OF	OPP. STRENGTH	TEAM	ADJ.	CONF.	ADJ CONF.
Average RPI Loss:	162	RECORD	PCT. RANK	GAMES	SCHEDULE	OF SCHEDULE	RPI	RPI	RPI	RPI
DI V. I ONLY	11- 17	220	2- 8	261	246	247	244	26	26	
DI V. I NON-CONF.	3- 6	227	0- 0	277	126	252	249	29	29	
<hr/>										
TOTALS	RPI 1-25	RPI 26-50	W-L RECORDS		RPI 51-100	RPI 150+				
11- 17	0- 0	0- 1	OVERALL		0- 5	11- 8				
5- 9	0- 0	0- 0	HOME		0- 3	5- 4				
6- 8	0- 0	0- 1	AWAY		0- 2	6- 4				
0- 0	0- 0	0- 0	NEUTRAL		0- 0	0- 0				
3- 6	0- 0	0- 1	NON-CONFERENCE		0- 3	3- 1				
1- 3	0- 0	0- 0	HOME		0- 2	1- 0				
2- 3	0- 0	0- 1	AWAY		0- 1	2- 1				
0- 0	0- 0	0- 0	NEUTRAL		0- 0	0- 0				
8- 11	0- 0	0- 0	CONFERENCE		0- 2	8- 7				
4- 6	0- 0	0- 0	HOME		0- 1	4- 4				
4- 5	0- 0	0- 0	AWAY		0- 1	4- 3				
0- 0	0- 0	0- 0	NEUTRAL		0- 0	0- 0				
<hr/>										
RPI 1-25		RPI 26-50		RPI 51-100		RPI 101+		Team's RPI: 244		
RPI S	Opponent	Score	RPI S	Opponent	Score	RPI S	Opponent	Score		
34	A Marquette	59 67	74	A Virginia	53 87	141	H Colgate	54 64		
			76	A St. Francis (Pa.)	52 79	143	A Qui nni pi ac	49 54		
			76	H St. Francis (Pa.)	61 64	143	H Qui nni pi ac	61 64		
			96	H Boston U.	68 69	152	A Sacred Heart	56 70		
			97	H South Fla.	48 64	152	H Sacred Heart	72 62		
						206	H Monmouth	60 77		
						206	H Monmouth	54 72		
						225	A Manhattan	67 58		
						226	A Fai rl ei gh Di cki nson	70 64		
						226	H Fai rl ei gh Di cki nson	51 68		
						239	A Long Isl and	81 59		
						239	H Long Isl and	66 69		
						245	A Princeton	44 65		
						277	A Mt. St. Mary's	75 72		
						277	H Mt. St. Mary's	66 57		
						281	A Iona	93 77		
						287	A St. Francis (N.Y.)	51 67		
						287	H St. Francis (N.Y.)	79 66		
						311	A Central Conn. St.	63 67		
						311	H Central Conn. St.	45 43		
						315	H Lafayette	71 60		
						320	A Robert Morris	56 51		
<hr/>										
LAST 10 Div			si on I GAMES:							
206	H Monmouth	54 72	287	A St. Francis (N.Y.)	51 67					
277	H Mt. St. Mary's	66 57	76	A St. Francis (Pa.)	52 79					
76	H St. Francis (Pa.)	61 64	320	A Robert Morris	56 51					
143	A Qui nni pi ac	49 54	226	H Fai rl ei gh Di cki nson	51 68					
239	H Long Isl and	66 69	143	H Qui nni pi ac	61 64					

Non-Div I Games:

Wagner

■ Loss, ■ Non-Conf, S Site, H Home A Away N Neutral

Wake Forest

Through Games Of 2004 Final

Average RPI Win:		160	WON-LOST	WINNING	LAST 10	STRENGTH OF	OPP. STRENGTH	TEAM	ADJ.	CONF.	ADJ CONF.
Average RPI Loss:		51	RECORD	PCT. RANK	GAMES	SCHEDULE	OF SCHEDULE	RPI	RPI	RPI	RPI
DIV. I ONLY	12- 17	213	2- 8	59	49	106	104	4	4		
DIV. I NON-CONF.	7- 4	81	0- 0	172	201	104	107	3	4		
<hr/>											
TOTALS	RPI 1-25		RPI 26-50		W-L RECORDS		RPI 51-100			RPI 150+	
12- 17	0- 4		1- 4		OVERALL		4- 7			6- 0	
5- 7	0- 1		1- 1		HOME		1- 4			2- 0	
4- 8	0- 1		0- 3		AWAY		2- 3			2- 0	
3- 2	0- 2		0- 0		NEUTRAL		1- 0			2- 0	
7- 4	0- 1		0- 1		NON-CONFERENCE		0- 0			6- 0	
3- 1	0- 0		0- 0		HOME		0- 0			2- 0	
2- 2	0- 0		0- 1		AWAY		0- 0			2- 0	
2- 1	0- 1		0- 0		NEUTRAL		0- 0			2- 0	
5- 13	0- 3		1- 3		CONFERENCE		4- 7			0- 0	
2- 6	0- 1		1- 1		HOME		1- 4			0- 0	
2- 6	0- 1		0- 2		AWAY		2- 3			0- 0	
1- 1	0- 1		0- 0		NEUTRAL		1- 0			0- 0	
<hr/>											
RPI S	RPI 1-25	Opponent	Score	RPI S	RPI 26-50	Opponent	Score	RPI S	RPI 51-100	Opponent	Score
2	A	Duke	55 80	27	A	North Carolina	79 90	55	A	North Carolina	70 66
2	H	Duke	55 88	27	H	North Carolina	69 67			St.	
2	N	Duke	59 77	29	A	Virginia Tech	59 70	55	H	North Carolina	66 70
5	N	Purdue	57 76	43	A	Maryland	56 73	64	A	Florida St.	54 67
				43	H	Maryland	58 75	64	H	Florida St.	73 81
								71	A	Clemson	68 71
								71	H	Clemson	55 72
								74	A	Virginia	61 75
								74	H	Virginia	61 62
								83	A	Georgia Tech	57 55
								83	H	Georgia Tech	63 61
								83	N	Georgia Tech	61 59
<hr/>											
Team's RPI: 104											
RPI S	RPI 101+	Opponent	Score	RPI S	RPI 101+	Opponent	Score	RPI S	RPI 101+	Opponent	Score
113	A	Marshall	49 60	121	H	East Caro.	64 68	127	H	Hampton	64 43
178	H	Florida A&M	87 57	204	A	Loyola (Md.)	66 51	208	N	Holy Cross	85 56
245	A	Princeton	58 41	302	H	N.C. A&T	87 29	324	N	Nicholls St.	79 47
<hr/>											
LAST 10 Division I GAMES:											
2	N	Duke	59 77	64	A	Florida St.	54 67	2	A	Duke	55 80
83	N	Georgia Tech	61 59	43	A	Maryland	56 73	55	H	North Carolina St.	66 70
83	H	Georgia Tech	63 61	74	H	Virginia	61 62				
74	A	Virginia	61 75								
71	H	Clemson	55 72								

Wake Forest

Wake Forest

Non-Div I Games:

Wake Forest

Loss,
Non-Conf, S Site,
H Home
A Away
N Neutral

Average RPI Win:		160		WON-LOST		WINNING		LAST 10		STRENGTH OF		OPP. STRENGTH		TEAM		ADJ.		CONF.		ADJ CONF.			
Average RPI Loss:		71		RECORD		PCT. RANK		GAMES		SCHEDULE		OF SCHEDULE		RPI		RPI		RPI		RPI			
DIV. I ONLY		5- 22		300		2- 8		71		65		227		224		6		6					
DIV. I NON-CONF.		3- 5		212		0- 0		93		169		167		169		5		5					
TOTALS		RPI 1-25		RPI 26-50		W-L RECORDS		RPI 51-100		RPI 150+													
5- 22		0- 3		0- 5		OVERALL		1- 11		3- 1													
2- 10		0- 1		0- 2		HOME		1- 5		1- 1													
3- 11		0- 2		0- 3		AWAY		0- 5		2- 0													
0- 1		0- 0		0- 0		NEUTRAL		0- 1		0- 0													
3- 5		0- 1		0- 1		NON-CONFERENCE		0- 1		3- 1													
1- 2		0- 0		0- 0		HOME		0- 1		1- 1													
2- 3		0- 1		0- 1		AWAY		0- 0		2- 0													
0- 0		0- 0		0- 0		NEUTRAL		0- 0		0- 0													
2- 17		0- 2		0- 4		CONFERENCE		1- 10		0- 0													
1- 8		0- 1		0- 2		HOME		1- 4		0- 0													
1- 8		0- 1		0- 2		AWAY		0- 5		0- 0													
0- 1		0- 0		0- 0		NEUTRAL		0- 1		0- 0													
RPI 1-25		RPI 26-50		RPI 51-100		RPI 101+		Team's RPI: 224															
RPI	S	Opponent	Score	RPI	S	Opponent	Score	RPI	S	Opponent	Score	RPI	S	Opponent	Score								
12	A	Stanford	67 91	38	A	Ari zona	51 78	56	A	Washi ngton	54 72	112	A	Idaho	57 72								
12	H	Stanford	69 90	38	H	Ari zona	72 77	56	H	Washi ngton	64 82	126	A	Cal i forni a	64 59								
17	A	Bayl or	39 76	39	A	Utah	51 61	57	A	Ari zona St.	61 68	126	H	Cal i forni a	71 85								
				50	A	UCLA	58 78	57	H	Ari zona St.	75 72	190	H	Fresno St.	69 51								
				50	H	UCLA	57 78	61	A	Southern	52 82	199	A	Wyomi ng	59 50								
										Cal i forni a		229	A	Eastern Wash.	59 58								
										61	H	Southern	47 83	278	H	San Di ego St.	56 63						
											Cal i forni a												
										65	H	Nebraska	56 64										
										86	A	Oregon St.	55 65										
										86	H	Oregon St.	51 62										
										86	N	Oregon St.	43 67										
										91	A	Oregon	52 74										
										91	H	Oregon	50 60										
LAST 10 Division I GAMES:																							
				86	N	Oregon St.	43 67			91	A	Oregon	52 74										
				57	H	Ari zona St.	75 72			50	H	UCLA	57 78										
				38	H	Ari zona	72 77			61	H	Southern Cal i forni a	47 83										
				56	H	Washi ngton	64 82			12	A	Stanford	67 91										
				86	A	Oregon St.	55 65			126	A	Cal i forni a	64 59										

Non-Div I Games: Utah Valley St. 56 49

Washington St.

Loss, Non-Conf, S Site, H Home A Away N Neutral

Average RPI Win: 229		WON-LOST RECORD		WINNING PCT. RANK		LAST 10 GAMES		STRENGTH OF SCHEDULE		OPP. STRENGTH OF SCHEDULE		TEAM RPI		ADJ. RPI		CONF. RPI		ADJ CONF. RPI	
DIV. I ONLY		17- 11		92		7- 3		193		179		130		130		20		20	
DIV. I NON-CONF.		6- 7		160		0- 0		174		155		175		174		20		20	
TOTALS		RPI 1-25		RPI 26-50		W-L RECORDS		RPI 51-100		RPI 150+									
17- 11		0- 1		0- 4		OVERALL		1- 1		14- 4									
11- 2		0- 0		0- 1		HOME		1- 0		8- 1									
6- 7		0- 1		0- 2		AWAY		0- 1		6- 2									
0- 2		0- 0		0- 1		NEUTRAL		0- 0		0- 1									
6- 7		0- 1		0- 2		NON-CONFERENCE		0- 0		4- 3									
5- 1		0- 0		0- 0		HOME		0- 0		3- 1									
1- 5		0- 1		0- 1		AWAY		0- 0		1- 2									
0- 1		0- 0		0- 1		NEUTRAL		0- 0		0- 0									
11- 4		0- 0		0- 2		CONFERENCE		1- 1		10- 1									
6- 1		0- 0		0- 1		HOME		1- 0		5- 0									
5- 2		0- 0		0- 1		AWAY		0- 1		5- 0									
0- 1		0- 0		0- 0		NEUTRAL		0- 0		0- 1									
RPI 1-25		RPI 26-50		RPI 51-100		RPI 101+		Team's RPI: 130											
RPI S	Opponent	Score	RPI S	Opponent	Score	RPI S	Opponent	Score	RPI S	Opponent	Score								
10	A Vanderbi l t	47 73	32	N Mi ami (Fl a.)	60 82	94	A Idaho St.	48 57	103	H Gonzaga	72 54								
			36	A Montana	62 65	94	H Idaho St.	74 54	112	A Idaho	74 78								
			36	H Montana	60 63				142	H North Texas	70 65								
			39	A Utah	38 51				153	H Bri gh am Young	51 68								
									182	A Portl and	62 57								
									186	A St. Mary' s (Cal.)	44 55								
									199	H Wyomi ng	61 49								
									216	A Montana St.	70 56								
									216	H Montana St.	78 58								
									222	A Northern Ari z.	58 56								
									222	H Northern Ari z.	80 63								
									229	A Eastern Wash.	75 69								
									229	H Eastern Wash.	61 55								
									229	N Eastern Wash.	57 58								
									252	A Boi se St.	63 67								
									295	A Portl and St.	53 43								
									295	H Portl and St.	63 49								
									308	H Utah St.	71 50								
									310	H Air Force	53 48								
									318	A Sacramento St.	47 43								
									318	H Sacramento St.	78 47								
		LAST 10 Div		sion I GAMES:															
			229	N Eastern Wash.	57 58	318	H Sacramento St.	78 47											
			94	H Idaho St.	74 54	216	A Montana St.	70 56											
			295	A Portl and St.	53 43	36	A Montana	62 65											
			229	A Eastern Wash.	75 69	94	A Idaho St.	48 57											
			222	H Northern Ari z.	80 63	229	H Eastern Wash.	61 55											

Non-Div I Games:

Weber St.

Loss, Non-Conf, S Site, H Home A Away N Neutral

W
e
b
e
r
s
t
.

W
e
b
e
r
s
t
.

Average RPI Win:		150		WON-LOST RECORD		WINNING PCT. RANK		LAST 10 GAMES		STRENGTH OF SCHEDULE		OPP. STRENGTH OF SCHEDULE		TEAM RPI		ADJ. RPI		CONF. RPI		ADJ CONF. RPI											
DIV. I ONLY		21- 11		68		4- 6		87		68		60		58		5		5													
DIV. I NON-CONF.		9- 4		58		0- 1		147		192		84		84		6		6													
TOTALS		RPI 1-25		RPI 26-50		W-L RECORDS		RPI 51-100		RPI 150+																					
21- 11		2- 4		2- 4		OVERALL		2- 0		11- 1																					
10- 2		2- 2		1- 0		HOME		1- 0		4- 0																					
6- 7		0- 1		0- 3		AWAY		0- 0		5- 1																					
5- 2		0- 1		1- 1		NEUTRAL		1- 0		2- 0																					
9- 4		0- 0		0- 2		NON-CONFERENCE		1- 0		4- 1																					
4- 0		0- 0		0- 0		HOME		0- 0		2- 0																					
2- 3		0- 0		0- 1		AWAY		0- 0		1- 1																					
3- 1		0- 0		0- 1		NEUTRAL		1- 0		1- 0																					
12- 7		2- 4		2- 2		CONFERENCE		1- 0		7- 0																					
6- 2		2- 2		1- 0		HOME		1- 0		2- 0																					
4- 4		0- 1		0- 2		AWAY		0- 0		4- 0																					
2- 1		0- 1		1- 0		NEUTRAL		0- 0		1- 0																					
RPI 1-25		RPI 26-50		RPI 51-100		Team's RPI : 58		RPI 101+																							
RPI S	Opponent	Score		RPI S	Opponent	Score		RPI S	Opponent	Score		RPI S	Opponent	Score																	
4	A Connecticut	72	100	26	A Villanova	67	74	83	N Georgia Tech	75	61	111	A Seton Hall	50	57																
4	H Connecticut	57	82	26	N Villanova	58	47	88	H Georgetown	70	61	113	N Marshall	79	53																
16	H Boston College	64	70	29	H Virginia Tech	69	66					121	H East Caro.	82	61																
24	H Rutgers	80	71	30	A Ohio St.	67	73					132	A Duquesne	86	68																
24	N Rutgers	51	61	32	A Miami (Fla.)	74	82					139	H UMKC	69	63																
25	H Notre Dame	64	51	44	N Southwest Mo. St.	64	82					140	A Delaware St.	56	59																
																		156	A Northwestern	57	60										
																		166	A St. John's (N.Y.)	69	67										
																		166	N St. John's (N.Y.)	84	59										
																		170	N James Madi son	89	63										
																		192	A Syracuse	69	57										
																		192	H Syracuse	56	36										
																		215	A Pittsburgh	56	36										
																		215	H Pittsburgh	65	58										
																		219	H Bucknel l	77	57										
																		223	A Provi dence	88	53										
																		297	A Wri ght St.	60	38										
																		320	H Robert Morri s	77	43										
																		LAST 10 Di v si on I GAMES:													
																		30	A Ohio St.	67	73	32	A Mi ami (Fl a.)	74	82						
																		24	N Rutgers	51	61	24	H Rutgers	80	71						
																		26	N Vi l l anova	58	47	26	A Vi l l anova	67	74						
																		166	N St. John' s (N. Y.)	84	59	16	H Boston Col l ege	64	70						
																		4	A Connecti cut	72	100	29	H Vi rgi ni a Tech	69	66						

West Virginia

Non-Div I Games:

West Virginia

Loss,
Non-Conf, S Site,
H Home
A Away
N Neutral

[illegible]

Western Caro.

Western Caro.

Non-Div I Games:

Western Caro.

Loss, Non-Conf, S Site, H Home A Away N Neutral

Through Games of 2007 Final																			
Average RPI Win: 210		WON-LOST RECORD		WINNING PCT. RANK		LAST 10 GAMES		STRENGTH OF SCHEDULE		OPP. STRENGTH OF SCHEDULE		TEAM RPI		ADJ. RPI		CONF. RPI		ADJ. CONF. RPI	
DIV. I ONLY		19- 9		57		8- 2		240		176		113		115		18		19	
DIV. I NON-CONF.		5- 5		147		0- 0		216		134		180		180		19		19	
TOTALS		RPI 1-25		RPI 26-50		W-L RECORDS		RPI 51-100		RPI 150+									
19- 9		0- 1		0- 0		OVERALL		0- 1		14- 4									
10- 0		0- 0		0- 0		HOME		0- 0		7- 0									
7- 7		0- 1		0- 0		AWAY		0- 1		5- 2									
2- 2		0- 0		0- 0		NEUTRAL		0- 0		2- 2									
5- 5		0- 1		0- 0		NON-CONFERENCE		0- 1		4- 2									
2- 0		0- 0		0- 0		HOME		0- 0		2- 0									
2- 4		0- 1		0- 0		AWAY		0- 1		1- 1									
1- 1		0- 0		0- 0		NEUTRAL		0- 0		1- 1									
14- 4		0- 0		0- 0		CONFERENCE		0- 0		10- 2									
8- 0		0- 0		0- 0		HOME		0- 0		5- 0									
5- 3		0- 0		0- 0		AWAY		0- 0		4- 1									
1- 1		0- 0		0- 0		NEUTRAL		0- 0		1- 1									
RPI 1-25		RPI 26-50		RPI 51-100		RPI 101+		Team's RPI: 115											
RPI S	Opponent	Score	RPI S	Opponent	Score	RPI S	Opponent	Score	RPI S	Opponent	Score								
9	A Kansas St.	48 76				67	A Western Ky.	64 67	102	A Val parai so	56 60								
									102	H Val parai so	62 59								
									118	A Wi sconsi n	64 58								
									122	A Indi ana	74 81								
									123	A Oakl and	73 69								
									123	H Oakl and	83 67								
									139	A UMKC	55 59								
									139	H UMKC	79 58								
									155	H Indi ana St.	75 67								
									164	A Oral Roberts	54 45								
									164	H Oral Roberts	71 46								
									164	N Oral Roberts	70 72								
									176	A Northern Ill.	61 56								
									187	A Southern Utah	67 79								
									187	H Southern Utah	75 58								
									190	N Fresno St.	52 64								
									230	A Cl evel and St.	50 52								
									231	H Bradley	70 58								
									271	A IUPUI	71 52								
									271	H IUPUI	79 49								
									286	N Sam Houston St.	69 51								
									295	A Centenary (La.)	74 52								
									295	H Centenary (La.)	62 38								
									298	A Chi cago St.	63 50								
									298	H Chi cago St.	68 51								
									298	N Chi cago St.	61 49								
LAST 10 Div						sion I GAMES:													
						164	N Oral Roberts	70 72	139	H UMKC	79 58								
						298	N Chi cago St.	61 49	164	H Oral Roberts	71 46								
						271	H IUPUI	79 49	295	A Centenary (La.)	74 52								
						123	A Oakl and	73 69	298	A Chi cago St.	63 50								
						187	A Southern Utah	67 79	102	H Val parai so	62 59								

Non-Div | Games: Rockford 93 36

Western III.

Loss, Non-Conf, S Site, H Home A Away N Neutral

Western Ky.														
Average RPI Win:		150	WON-LOST RECORD		WINNING PCT. RANK	LAST 10 GAMES		STRENGTH OF SCHEDULE		OPP. STRENGTH OF SCHEDULE	TEAM RPI	ADJ. RPI	CONF. RPI	ADJ CONF. RPI
Average RPI Loss:		83												
DIV. I ONLY		20- 14	105		7- 3		47		110		66	67	10	10
DIV. I NON-CONF.		8- 9	158		2- 1		32		100		82	81	11	11

TOTALS		RPI 1-25	RPI 26-50		W-L RECORDS		RPI 51-100				RPI 150+			
20- 14		0- 1	2- 3		OVERALL		4- 7				8- 1			
14- 5		0- 0	2- 1		HOME		3- 3				5- 0			
5- 8		0- 1	0- 1		AWAY		1- 4				2- 1			
1- 1		0- 0	0- 1		NEUTRAL		0- 0				1- 0			
8- 9		0- 1	2- 3		NON-CONFERENCE		1- 4				3- 0			
6- 3		0- 0	2- 1		HOME		1- 1				1- 0			
1- 5		0- 1	0- 1		AWAY		0- 3				1- 0			
1- 1		0- 0	0- 1		NEUTRAL		0- 0				1- 0			
12- 5		0- 0	0- 0		CONFERENCE		3- 3				5- 1			
8- 2		0- 0	0- 0		HOME		2- 2				4- 0			
4- 3		0- 0	0- 0		AWAY		1- 1				1- 1			
0- 0		0- 0	0- 0		NEUTRAL		0- 0				0- 0			

RPI 1-25		RPI 26-50		RPI 51-100		Team's RPI: 67		RPI 101+						
RPI S	Opponent	Score	RPI S	Opponent	Score	RPI S	Opponent	Score	RPI S	Opponent	Score			
13	A Texas Tech	47 88	39	N Utah	55 84	53	A UNLV	75 78	115	H Western Ill.	67 64			
			41	H Arkansas	65 67	60	A Middle Tenn.	70 68	120	H Rhode Island	70 63			
			46	A Louisville	75 76	60	H Middle Tenn.	79 71	136	H Tennessee Tech	76 81			
			48	H Memphis	104 87	60	H Middle Tenn.	57 79	142	A North Texas	65 60			
			49	H Mississippi	73 64	69	A Liberty	71 77	146	A Florida Int'l	73 66			
						71	A Clemson	75 87	146	H Florida Int'l	73 69			
						77	H South Ala.	66 52	149	A New Mexico St.	70 73			
						80	A Arkansas St.	74 81	149	H New Mexico St.	71 56			
						80	H Arkansas St.	60 70	167	H Denver	73 53			
						89	H Cincinnati	80 78	191	N La. -Monroe	62 45			
						93	H Kentucky	63 76	227	A La. -Lafayette	72 80			
									227	H La. -Lafayette	85 68			
									233	A Ark. -Little Rock	61 57			
									233	H Ark. -Little Rock	82 62			
									246	H New Orleans	84 60			
									250	A Murray St.	72 64			
									256	H Ill. -Chicago	62 54			

LAST 10 Division I GAMES:														
53 A UNLV 75 78						227 H La. -Lafayette 85 68								
48 H Memphis 104 87						146 A Florida Int'l 73 66								
89 H Cincinnati 80 78						60 H Middle Tenn. 79 71								
60 H Middle Tenn. 57 79						80 H Arkansas St. 60 70								
149 H New Mexico St. 71 56						233 H Ark. -Little Rock 82 62								

W
e
s
t
e
r
n
K
Y

W
e
s
t
e
r
n
K
y

Non-Div l Games:

Western Ky.

Loss, Non-Conf, S Site, H Home A Away N Neutral

Average RPI Win: 178				WON-LOST RECORD		WINNING PCT. RANK		LAST 10 GAMES		STRENGTH OF SCHEDULE		OPP. STRENGTH OF SCHEDULE		TEAM RPI		ADJ. RPI		CONF. RPI		ADJ CONF. RPI	
Average RPI Loss: 74																					
DIV. I ONLY				19- 13		102		5- 5		81		97		78		78		12		12	
DIV. I NON-CONF.				7- 7		147		2- 1		25		44		62		62		13		13	
TOTALS				RPI 1-25		RPI 26-50		W-L RECORDS		RPI 51-100				RPI 150+							
19- 13				0- 2		1- 3		OVERALL		3- 4				12- 2							
10- 4				0- 1		0- 1		HOME		2- 1				7- 1							
8- 8				0- 1		1- 2		AWAY		1- 3				4- 1							
1- 1				0- 0		0- 0		NEUTRAL		0- 0				1- 0							
7- 7				0- 2		1- 3		NON-CONFERENCE		1- 2				3- 0							
3- 2				0- 1		0- 1		HOME		1- 0				1- 0							
3- 5				0- 1		1- 2		AWAY		0- 2				1- 0							
1- 0				0- 0		0- 0		NEUTRAL		0- 0				1- 0							
12- 6				0- 0		0- 0		CONFERENCE		2- 2				9- 2							
7- 2				0- 0		0- 0		HOME		1- 1				6- 1							
5- 3				0- 0		0- 0		AWAY		1- 1				3- 1							
0- 1				0- 0		0- 0		NEUTRAL		0- 0				0- 0							
RPI 1-25				RPI 26-50		RPI 51-100		Team's RPI: 78		RPI 101+											
RPI S	Opponent			Score		RPI S	Opponent			Score		RPI S	Opponent			Score					
4	A	Connecti cut	46	95	27	A	North Carolina	52	81	57	A	Arizona St.	66	75	106	A	Bowl ing Green	67	69		
5	H	Purdue	73	85	36	A	Montana	51	67	68	A	Eastern Mi ch.	66	61	106	N Bowl ing Green	62	63			
					42	H	Ri chmond	57	63	68	H	Eastern Mi ch.	74	85	113	A	Marshall	96	72		
					46	A	Loui sville	63	61	70	A	Mi ami (Ohi o)	65	68	125	A	Detroit	65	62		
										72	H	Kent St.	76	67	139	H	UMKC	117	90		
										79	A	Mi chi gan	53	66	157	A	Tol edo	59	70		
										84	H	Charlot te	85	83	157	H	Tol edo	62	61		
															162	A	Ill inoi s St.	79	57		
															165	H	Ball St.	87	71		
															176	A	Northern Ill.	79	69		
															176	H	Northern Ill.	80	73		
															202	H	Ohi o	72	74		
															216	N	Montana St.	84	62		
															247	H	Buffal o	78	53		
															273	A	Central Mi ch.	72	59		
															273	H	Central Mi ch.	67	55		
															289	A	Akron	76	61		
															289	H	Akron	89	67		
															308	H	Utah St.	116	65		
				LAST 10 Di v		si on I GAMES:															
					42	H	Ri chmond	57	63	157	H	Tol edo	62	61							
					84	H	Charlot te	85	83	273	H	Central Mi ch.	67	55							
					46	A	Loui sville	63	61	202	H	Ohi o	72	74							
					106	N	Bowl ing Green	62	63	157	A	Tol edo	59	70							
					289	H	Akron	89	67	70	A	Mi ami (Ohi o)	65	68							

Western Mich.

Non-Div I Games:

Western Mich.

Loss,
Non-Conf, S Site,
H Home
A Away
N Neutral

Average RPI Win: 181		WON-LOST	WINNING	LAST 10	STRENGTH OF	OPP. STRENGTH	TEAM	ADJ.	CONF.	ADJ CONF.
Average RPI Loss: 100		RECORD	PCT. RANK	GAMES	SCHEDULE	OF SCHEDULE	RPI	RPI	RPI	RPI
DIV. I ONLY	10- 18	238	4- 6	86	100	172	171	14	14	
DIV. I NON-CONF.	3- 6	227	0- 0	48	19	123	121	10	10	
TOTALS	RPI 1-25	RPI 26-50	W-L RECORDS	RPI 51-100	RPI 150+					
10- 18	0- 2	0- 4	OVERALL	1- 4	7- 6					
8- 6	0- 1	0- 2	HOME	1- 1	5- 2					
2- 10	0- 1	0- 2	AWAY	0- 2	2- 4					
0- 2	0- 0	0- 0	NEUTRAL	0- 1	0- 0					
3- 6	0- 2	0- 1	NON-CONFERENCE	1- 2	1- 0					
3- 2	0- 1	0- 1	HOME	1- 0	1- 0					
0- 2	0- 1	0- 0	AWAY	0- 1	0- 0					
0- 2	0- 0	0- 0	NEUTRAL	0- 1	0- 0					
7- 12	0- 0	0- 3	CONFERENCE	0- 2	6- 6					
5- 4	0- 0	0- 1	HOME	0- 1	4- 2					
2- 8	0- 0	0- 2	AWAY	0- 1	2- 4					
0- 0	0- 0	0- 0	NEUTRAL	0- 0	0- 0					
RPI S Opponent Score	RPI S Opponent Score	RPI S Opponent Score	RPI S Opponent Score	RPI S Opponent Score	RPI S Opponent Score	RPI S Opponent Score	RPI S Opponent Score	RPI S Opponent Score	RPI S Opponent Score	RPI S Opponent Score
8 H Houston 61 75	41 H Arkansas 72 81	52 A Creighton 61 64	119 A Drake 47 70							
14 A Oklahoma 50 89	44 A Southwest Mo. St. 63 76	52 H Creighton 60 72	119 H Drake 79 66							
	44 A Southwest Mo. St. 60 79	59 H Maine 78 59	144 N Tulane 59 62							
	44 H Southwest Mo. St. 71 81	70 N Miami (Ohio) 78 82	145 H Oklahoma St. 54 49							
		84 A Charlotte 68 83	155 A Indiana St. 71 73							
			155 H Indiana St. 81 79							
			157 H Toledo 72 58							
			162 A Illinois St. 71 67							
			162 H Illinois St. 76 81							
			174 A Northern Iowa 62 69							
			174 H Northern Iowa 65 67							
			195 A Evansville 61 76							
			195 H Evansville 63 55							
			231 A Bradley 51 67							
			231 H Bradley 77 61							
			291 A Southern Ill. 75 67							
			291 H Southern Ill. 70 57							
LAST 10 Division I GAMES:										
44 A Southwest Mo. St. 60 79	291 H Southern Ill. 70 57									
44 H Southwest Mo. St. 71 81	119 A Drake 47 70									
162 A Illinois St. 71 67	52 A Creighton 61 64									
155 A Indiana St. 71 73	231 H Bradley 77 61									
195 H Evansville 63 55	174 H Northern Iowa 65 67									

Wichita St.

Non-Div I Games:

Wichita St.

Loss,
Non-Conf, S Site,
H Home
A Away
N Neutral

Average RPI Win:	198	WON-LOST	WINNING	LAST 10	STRENGTH OF	OPP. STRENGTH	TEAM	ADJ.	CONF.	ADJ CONF.
Average RPI Loss:	114	RECORD	PCT. RANK	GAMES	SCHEDULE	OF SCHEDULE	RPI	RPI	RPI	RPI

DIV. I ONLY	11- 18	230	4- 6	131	113	200	200	9	9
DIV. I NON-CONF.	4- 5	180	0- 0	184	207	189	191	9	9

TOTALS	RPI 1-25	RPI 26-50	W-L RECORDS	RPI 51-100	RPI 150+
11- 18	0- 3	0- 1	OVERALL	2- 3	8- 5
6- 6	0- 1	0- 0	HOME	1- 1	4- 2
2- 12	0- 2	0- 1	AWAY	1- 2	1- 3
3- 0	0- 0	0- 0	NEUTRAL	0- 0	3- 0
4- 5	0- 0	0- 1	NON-CONFERENCE	0- 1	4- 2
2- 1	0- 0	0- 0	HOME	0- 0	2- 1
0- 4	0- 0	0- 1	AWAY	0- 1	0- 1
2- 0	0- 0	0- 0	NEUTRAL	0- 0	2- 0
7- 13	0- 3	0- 0	CONFERENCE	2- 2	4- 3
4- 5	0- 1	0- 0	HOME	1- 1	2- 1
2- 8	0- 2	0- 0	AWAY	1- 1	1- 2
1- 0	0- 0	0- 0	NEUTRAL	0- 0	1- 0

RPI	S	Opponent	Score
23	A	Old Domi ni on	45 79
23	A	Old Domi ni on	56 82
23	H	Old Domi ni on	58 75

RPI	S	Opponent	Score
42	A	Richmond	58 87

RPI	S	Opponent	Score
83	A	Georgi a Tech	57 67
85	A	George Mason	43 70
85	H	George Mason	54 64
87	A	Del aware	55 48
87	H	Del aware	68 56

RPI	S	Opponent	Score
117	A	Hofstra	66 87
117	H	Hofstra	67 76
120	A	Rhode Isl and	59 68
129	A	UNC Wi lmi ngton	50 64
129	H	UNC Wi lmi ngton	70 63
131	A	Va. Commonweal th	61 82
131	H	Va. Commonweal th	74 83
161	A	El on	49 57
170	A	James Madi son	58 71
170	H	James Madi son	71 68
180	H	Ameri can	72 58
196	H	Vermont	72 75
207	A	Drexel	61 92
207	H	Drexel	49 63
207	N	Drexel	80 70
220	N	Howard	88 79
270	A	Towson	71 60
270	H	Towson	53 50
275	N	Charleston So.	77 52
288	H	Norfol k St.	69 50

LAST 10 Div sion I GAMES:

23	A	Old Domi ni on	56 82	170	A	James Madi son	58 71
207	N	Drexel	80 70	129	H	UNC Wi lmi ngton	70 63
23	A	Old Domi ni on	45 79	85	A	George Mason	43 70
131	A	Va. Commonweal th	61 82	207	H	Drexel	49 63
270	H	Towson	53 50	87	A	Del aware	55 48

Average RPI Win: 260		WON-LOST	WINNING	LAST 10	STRENGTH OF	OPP. STRENGTH	TEAM	ADJ.	CONF.	ADJ CONF.
Average RPI Loss: 217		RECORD	PCT. RANK	GAMES	SCHEDULE	OF SCHEDULE	RPI	RPI	RPI	RPI
DIV. I ONLY	3- 22	308	1- 9	207	322	313	313	25	25	
DIV. I NON-CONF.	1- 9	300	0- 0	297	321	319	320	30	30	

TOTALS	RPI 1-25	RPI 26-50	W-L RECORDS	RPI 51-100	RPI 150+					
3- 22	0- 0	0- 0	OVERALL	0- 3	3- 19					
3- 8	0- 0	0- 0	HOME	0- 1	3- 7					
0- 12	0- 0	0- 0	AWAY	0- 2	0- 10					
0- 2	0- 0	0- 0	NEUTRAL	0- 0	0- 2					
1- 9	0- 0	0- 0	NON-CONFERENCE	0- 0	1- 9					
1- 3	0- 0	0- 0	HOME	0- 0	1- 3					
0- 4	0- 0	0- 0	AWAY	0- 0	0- 4					
0- 2	0- 0	0- 0	NEUTRAL	0- 0	0- 2					
2- 13	0- 0	0- 0	CONFERENCE	0- 3	2- 10					
2- 5	0- 0	0- 0	HOME	0- 1	2- 4					
0- 8	0- 0	0- 0	AWAY	0- 2	0- 6					
0- 0	0- 0	0- 0	NEUTRAL	0- 0	0- 0					

RPI 1-25		RPI 26-50		RPI 51-100		RPI 101+		Team's RPI: 313		
RPI S	Opponent	Score	RPI S	Opponent	Score	RPI S	Opponent	Score		
					69 A Li berty	47 79	170 N James Madi son	49 80		
					69 A Li berty	47 81	179 A Davi dson	57 72		
					69 H Li berty	44 79	202 A Ohi o	66 96		
							213 A UNC Asheville	62 78		
							213 H UNC Asheville	47 64		
							219 N Bucknel l	61 69		
							221 A Hi gh Poi nt	40 74		
							221 H Hi gh Poi nt	57 82		
							234 A Radford	40 65		
							234 H Radford	58 77		
							241 H Bethune-Cookman	46 59		
							257 A Bi rmi ngham-So.	45 58		
							257 H Bi rmi ngham-So.	62 61		
							259 A Mercer	58 64		
							259 H Mercer	71 61		
							264 A Coastal Caro.	60 78		
							264 H Coastal Caro.	66 60		
							275 A Charleston So.	69 70		
							275 H Charleston So.	56 73		
							289 A Akron	65 74		
							298 H Chi cago St.	70 71		
							305 H Col . of Charleston	57 71		

LAST 10 Div sion I GAMES:										
					69 A Li berty	47 81	264 A Coastal Caro.	60 78		
					221 H Hi gh Poi nt	57 82	257 H Bi rmi ngham-So.	62 61		
					69 H Li berty	44 79	213 A UNC Asheville	62 78		
					234 A Radford	40 65	234 H Radford	58 77		
					275 H Charleston So.	56 73	69 A Li berty	47 79		

Winthrop

Non-Div I Games: W ingate 72 64 Southern Va. 127 54

Winthrop

Loss, Non-Conf, S Site, H Home A Away N Neutral

WON-LOST RECORD				WINNING PCT. RANK		LAST 10 GAMES		STRENGTH OF SCHEDULE		OPP. STRENGTH OF SCHEDULE		TEAM RPI		ADJ. RPI		CONF. RPI		ADJ CONF. RPI	
23- 8				36		8- 2		184		196		82		81		21		21	
7- 5				107		1- 1		115		82		94		93		21		21	
TOTALS				RPI 1-25		RPI 26-50		W-L RECORDS		RPI 51-100		RPI 150+							
23- 8				0- 3		1- 0		OVERALL		1- 1		18- 1							
14- 3				0- 1		1- 0		HOME		1- 1		10- 0							
8- 4				0- 1		0- 0		AWAY		0- 0		8- 1							
1- 1				0- 1		0- 0		NEUTRAL		0- 0		0- 0							
7- 5				0- 3		1- 0		NON-CONFERENCE		1- 1		5- 0							
4- 3				0- 1		1- 0		HOME		1- 1		2- 0							
3- 1				0- 1		0- 0		AWAY		0- 0		3- 0							
0- 1				0- 1		0- 0		NEUTRAL		0- 0		0- 0							
16- 3				0- 0		0- 0		CONFERENCE		0- 0		13- 1							
10- 0				0- 0		0- 0		HOME		0- 0		8- 0							
5- 3				0- 0		0- 0		AWAY		0- 0		5- 1							
1- 0				0- 0		0- 0		NEUTRAL		0- 0		0- 0							

RPI 1-25				RPI 26-50				RPI 51-100				Team's RPI: 81				RPI 101+			
RPI	S	Opponent	Score	RPI	S	Opponent	Score	RPI	S	Opponent	Score	RPI	S	Opponent	Score	RPI	S	Opponent	Score
8	N	Houston	47 62	47	H	Missouri	74 66	59	H	Maine	73 76	118	H	Wisconsin	48 56				
18	H	TCU	51 62					72	H	Kent St.	77 54	125	A	Detroit	50 56				
20	A	Minnesota	55 75									125	H	Detroit	64 54				
												125	N	Detroit	66 54				
												128	A	Wis.-Milwaukee	69 71				
												128	H	Wis.-Milwaukee	72 52				
												169	A	Butler	69 53				
												169	H	Butler	57 45				
												169	H	Butler	65 54				
												198	A	Pacific	74 63				
												230	A	Cleveland St.	66 56				
												230	H	Cleveland St.	62 46				
												253	A	Santa Clara	67 53				
												256	A	Ill.-Chicago	73 60				
												256	H	Ill.-Chicago	73 56				
												260	A	Loyola (Ill.)	71 68				
												260	H	Loyola (Ill.)	73 64				
												290	A	IPFW	80 71				
												290	H	IPFW	77 54				
												295	H	Centenary (La.)	97 48				
												297	A	Wright St.	62 76				
												297	H	Wright St.	65 64				
												297	H	Wright St.	61 57				
												303	A	Youngstown St.	69 64				
												303	H	Youngstown St.	65 47				

LAST 10 Division I GAMES:			
8	N	Houston	47 62
125	N	Detroit	66 54
169	H	Butler	65 54
297	H	Wright St.	61 57
256	H	Ill.-Chicago	73 56
128	A	Wis.-Milwaukee	69 71
303	A	Youngstown St.	69 64
230	A	Cleveland St.	66 56
290	H	IPFW	77 54
125	H	Detroit	64 54

Non-Div I Games:

Wis.-Green Bay

Loss, Non-Conf, S Site, H Home A Away N Neutral

Wiscnsin				Through Games Of 2004 Final											
Average RPI Win:		134	WON-LOST	WINNING	LAST 10	STRENGTH OF	OPP. STRENGTH	TEAM	ADJ.	CONF.	ADJ CONF.				
Average RPI Loss:		54	RECORD	PCT. RANK	GAMES	SCHEDULE	OF SCHEDULE	RPI	RPI	RPI	RPI				
DIV. I ONLY		10- 17	233	2- 8	60	33	119	118	3	3					
DIV. I NON-CONF.		6- 4	100	0- 0	57	130	64	64	2	2					

TOTALS		RPI 1-25	RPI 26-50	W-L RECORDS		RPI 51-100	RPI 150+								
10- 17		0- 7	0- 4	OVERALL		2- 2	3- 1								
6- 7		0- 2	0- 2	HOME		1- 1	2- 1								
2- 9		0- 5	0- 2	AWAY		1- 1	0- 0								
2- 1		0- 0	0- 0	NEUTRAL		0- 0	1- 0								
6- 4		0- 2	0- 0	NON-CONFERENCE		2- 0	2- 1								
3- 2		0- 0	0- 0	HOME		1- 0	1- 1								
1- 2		0- 2	0- 0	AWAY		1- 0	0- 0								
2- 0		0- 0	0- 0	NEUTRAL		0- 0	1- 0								
4- 13		0- 5	0- 4	CONFERENCE		0- 2	1- 0								
3- 5		0- 2	0- 2	HOME		0- 1	1- 0								
1- 7		0- 3	0- 2	AWAY		0- 1	0- 0								
0- 1		0- 0	0- 0	NEUTRAL		0- 0	0- 0								

RPI 1-25				RPI 26-50				RPI 51-100				RPI 101+ Team's RPI: 118			
RPI	S	Opponent	Score	RPI	S	Opponent	Score	RPI	S	Opponent	Score				
3	A	Penn St.	50 66	30	A	Ohio St.	46 65	62	H	Iowa St.	76 73	101	A	Illinois	59 53
3	H	Penn St.	59 60	30	H	Ohio St.	56 72	79	A	Michigan	55 75	101	H	Illinois	66 57
5	A	Purdue	42 58	40	A	Iowa	46 66	79	H	Michigan	60 63	115	H	Western Ill.	58 64
16	A	Boston College	60 76	40	H	Iowa	82 87	81	A	Wis.-Green Bay	56 48	122	A	Indiana	39 60
20	H	Minnesota	48 59									122	H	Indiana	66 62
21	A	Michigan St.	47 72									122	N	Indiana	39 57
25	A	Notre Dame	64 82									127	N	Hampton	49 38
												128	H	Wis.-Milwaukee	54 49
												156	H	Northwestern	69 53
												169	N	Butler	61 46
												176	H	Northern Ill.	65 68
												290	H	IPFW	75 59

				LAST 10 Division I GAMES:											
				122 N Indiana 39 57				40 H Iowa 82 87							
				30 H Ohio St. 56 72				79 A Michigan 55 75							
				101 A Illinois 59 53				21 A Michigan St. 47 72							
				122 H Indiana 66 62				20 H Minnesota 48 59							
				3 A Penn St. 50 66				5 A Purdue 42 58							

Non-Div I Games:

Wisconsin

Average RPI Win:		0		WON-LOST RECORD		WINNING PCT. RANK		LAST 10 GAMES		STRENGTH OF SCHEDULE		OPP. STRENGTH OF SCHEDULE		TEAM RPI		ADJ. RPI		CONF. RPI		ADJ CONF. RPI			
Average RPI Loss:		197																					
DIV. I ONLY		0- 28		323		0- 10				187		282		316		317		22		22			
DIV. I NON-CONF.		0- 7		304		0- 0				73		307		281		281		25		25			
TOTALS		RPI 1-25		RPI 26-50		W-L RECORDS		RPI 51-100				RPI 150+											
0- 28		0- 0		0- 3		OVERALL		0- 1				0- 24											
0- 13		0- 0		0- 1		HOME		0- 0				0- 12											
0- 14		0- 0		0- 2		AWAY		0- 1				0- 11											
0- 1		0- 0		0- 0		NEUTRAL		0- 0				0- 1											
0- 7		0- 0		0- 1		NON-CONFERENCE		0- 1				0- 5											
0- 3		0- 0		0- 0		HOME		0- 0				0- 3											
0- 4		0- 0		0- 1		AWAY		0- 1				0- 2											
0- 0		0- 0		0- 0		NEUTRAL		0- 0				0- 0											
0- 21		0- 0		0- 2		CONFERENCE		0- 0				0- 19											
0- 10		0- 0		0- 1		HOME		0- 0				0- 9											
0- 10		0- 0		0- 1		AWAY		0- 0				0- 9											
0- 1		0- 0		0- 0		NEUTRAL		0- 0				0- 1											
RPI 1-25				RPI 26-50				RPI 51-100				Team's RPI : 317											
RPI S	Opponent	Score		RPI S	Opponent	Score		RPI S	Opponent	Score		RPI S	Opponent	Score									
27	A North Carolina	40 94		65	A Nebraska	46 104		161	A El on	68 81													
33	A Chattanooga	56 74						161	H El on	67 82													
33	H Chattanooga	49 77						168	A Furman	46 78													
								168	H Furman	40 70													
								172	H Georgia St.	47 61													
								179	A Davi dson	61 79													
								179	H Davi dson	51 65													
								210	A East Tenn. St.	68 74													
								210	H East Tenn. St.	65 80													
								211	A Bel mont	71 86													
								213	H UNC Asheville	59 78													
								214	A Ga. Southern	39 68													
								214	H Ga. Southern	64 87													
								218	A Western Caro.	63 79													
								218	H Western Caro.	59 78													
								218	N Western Caro.	38 60													
								246	H New Orleans	76 79													
								264	A Coastal Caro.	55 65													
								272	A UNC Greensboro	50 62													
								272	H UNC Greensboro	53 59													
								284	A Appal achi an St.	66 78													
								284	H Appal achi an St.	48 65													
								305	A Col . of Charleston	51 58													
								305	H Col . of Charleston	64 70													
LAST 10 Div				sion I GAMES:																			
218	N Western Caro.	38 60		214	A Ga. Southern	39 68																	
272	H UNC Greensboro	53 59		33	A Chattanooga	56 74																	
218	H Western Caro.	59 78		284	H Appal achi an St.	48 65																	
179	H Davi dson	51 65		168	A Furman	46 78																	
305	A Col . of Charleston	51 58		161	H El on	67 82																	

Non-Div l Games:

Wofford

Loss, Non-Conf, S Site, H Home A Away N Neutral

Average RPI Win: 237		WON-LOST	WINNING	LAST 10	STRENGTH OF	OPP. STRENGTH	TEAM	ADJ.	CONF.	ADJ CONF.
Average RPI Loss: 182		RECORD	PCT. RANK	GAMES	SCHEDULE	OF SCHEDULE	RPI	RPI	RPI	RPI
DIV. I ONLY		9- 20	263	3- 7	313	210	294	297	21	21
DIV. I NON-CONF.		3- 8	254	0- 1	314	205	302	302	21	21
TOTALS		RPI 1-25	RPI 26-50	W-L RECORDS	RPI 51-100	RPI 150+				
9- 20		0- 0	0- 1	OVERALL	1- 3	7- 12				
8- 7		0- 0	0- 0	HOME	1- 1	6- 4				
1- 13		0- 0	0- 1	AWAY	0- 2	1- 8				
0- 0		0- 0	0- 0	NEUTRAL	0- 0	0- 0				
3- 8		0- 0	0- 1	NON-CONFERENCE	0- 1	3- 5				
3- 3		0- 0	0- 0	HOME	0- 1	3- 1				
0- 5		0- 0	0- 1	AWAY	0- 0	0- 4				
0- 0		0- 0	0- 0	NEUTRAL	0- 0	0- 0				
6- 12		0- 0	0- 0	CONFERENCE	1- 2	4- 7				
5- 4		0- 0	0- 0	HOME	1- 0	3- 3				
1- 8		0- 0	0- 0	AWAY	0- 2	1- 4				
0- 0		0- 0	0- 0	NEUTRAL	0- 0	0- 0				
RPI 1-25		RPI 26-50		RPI 51-100		Team's RPI: 297				
RPI S	Opponent	Score	RPI S	Opponent	Score	RPI S	Opponent	Score	Score	
30	A Ohio St.	45 88	58	H West Virginia	38 60	125	A Detroit	65 78		
			81	A Wis. -Green Bay	64 65	125	H Detroit	50 49		
			81	A Wis. -Green Bay	57 61	128	A Wis. -Milwaukee	47 61		
			81	H Wis. -Green Bay	76 62	128	H Wis. -Milwaukee	61 69		
						148	H Eastern Ky.	69 74		
						155	A Indiana St.	52 102		
						169	A Butler	64 69		
						169	H Butler	43 50		
						202	A Ohio	61 68		
						230	A Cleveland St.	72 79		
						230	H Cleveland St.	68 56		
						240	H Morehead St.	94 74		
						256	A Ill. -Chicago	61 64		
						256	H Ill. -Chicago	54 70		
						260	A Loyola (Ill.)	61 79		
						260	H Loyola (Ill.)	80 64		
						273	H Central Mich.	62 61		
						283	A Dayton	58 70		
						289	H Akron	59 62		
						290	A IPFW	69 82		
						303	A Youngstown St.	61 58		
						303	H Youngstown St.	42 54		
						303	H Youngstown St.	58 56		
						319	H Tennessee St.	79 37		
		LAST 10 Division I GAMES:								
			81	A Wis. -Green Bay	57 61	125	A Detroit	65 78		
			303	H Youngstown St.	58 56	256	H Ill. -Chicago	54 70		
			230	H Cleveland St.	68 56	303	H Youngstown St.	42 54		
			260	H Loyola (Ill.)	80 64	81	A Wis. -Green Bay	64 65		
			290	A IPFW	69 82	128	A Wis. -Milwaukee	47 61		

Wright St.

Wright St.

Non-Div I Games:

Wright St.

Loss,
Non-Conf, S Site,
H Home
A Away
N Neutral

Average RPI Win: 230		WON-LOST RECORD	WINNING PCT. RANK	LAST 10 GAMES	STRENGTH OF SCHEDULE	OPP. STRENGTH OF SCHEDULE	TEAM RPI	ADJ. RPI	CONF. RPI	ADJ CONF. RPI	
Average RPI Loss: 110											
DIV. I ONLY		10- 18	238	3- 7	106	149	196	199	11	11	
DIV. I NON-CONF.		3- 9	258	0- 0	199	213	254	255	15	15	
TOTALS		RPI 1-25	RPI 26-50	W-L RECORDS	RPI 51-100	RPI 150+					
10- 18		0- 2	0- 2	OVERALL	2- 6	8- 7					
7- 7		0- 0	0- 1	HOME	1- 2	6- 4					
2- 10		0- 2	0- 1	AWAY	0- 3	2- 3					
1- 1		0- 0	0- 0	NEUTRAL	1- 1	0- 0					
3- 9		0- 2	0- 0	NON-CONFERENCE	0- 0	3- 6					
3- 4		0- 0	0- 0	HOME	0- 0	3- 4					
0- 5		0- 2	0- 0	AWAY	0- 0	0- 2					
0- 0		0- 0	0- 0	NEUTRAL	0- 0	0- 0					
7- 9		0- 0	0- 2	CONFERENCE	2- 6	5- 1					
4- 3		0- 0	0- 1	HOME	1- 2	3- 0					
2- 5		0- 0	0- 1	AWAY	0- 3	2- 1					
1- 1		0- 0	0- 0	NEUTRAL	1- 1	0- 0					
RPI 1-25		RPI 26-50		RPI 51-100		Team's RPI: 199					
RPI S	Opponent	Score	RPI S	Opponent	Score	RPI S	Opponent	Score			
13	A Texas Tech	26 77	39	A Utah	45 59	53	A UNLV	47 67	130	A Weber St.	49 61
22	A Col orado	39 71	39	H Utah	39 57	53	H UNLV	55 66	153	A Bri gham Young	50 67
						73	A New Mexi co	39 58	153	H Bri gham Young	57 50
						73	H New Mexi co	56 61	167	A Denver	39 62
						73	N New Mexi co	44 51	174	A Northern Iowa	46 53
						95	A Col orado St.	49 60	182	H Portl and	43 59
						95	H Col orado St.	58 53	187	H Southern Utah	69 70
						95	N Col orado St.	67 61	222	H Northern Ari z.	49 38
									224	H Washi ngton St.	50 59
									229	H Eastern Wash.	30 53
									254	H Navy	69 60
									278	A San Diego St.	71 60
									278	H San Diego St.	71 46
									304	H Cal St. Northri dge	72 53
									310	A Ai r Force	65 44
									310	H Ai r Force	69 37
LAST 10 Division I GAMES:											
						73	N New Mexi co	44 51	278	H San Diego St.	71 46
						95	N Col orado St.	67 61	53	H UNLV	55 66
						310	A Ai r Force	65 44	39	A Utah	45 59
						73	A New Mexi co	39 58	153	A Bri gham Young	50 67
						95	A Col orado St.	49 60	73	H New Mexi co	56 61

Average RPI Win: 186
Average RPI Loss: 65

WON-LOST
RECORD

WINNING
PCT. RANK

LAST 10
GAMES

STRENGTH OF
SCHEDULE

OPP. STRENGTH
OF SCHEDULE

TEAM
RPI

ADJ.
RPI

CONF.
RPI

ADJ CONF.
RPI

DIV. I ONLY	17- 13	119	4- 6	126	90	102	100	8	8
DIV. I NON-CONF.	8- 4	64	0- 1	153	83	86	85	8	8
TOTALS	RPI 1-25	RPI 26-50	W-L RECORDS	RPI 51-100	RPI 150+				
17- 13	0- 0	1- 6	OVERALL	2- 5	10- 0				
9- 7	0- 0	0- 3	HOME	1- 4	5- 0				
7- 5	0- 0	1- 2	AWAY	1- 1	4- 0				
1- 1	0- 0	0- 1	NEUTRAL	0- 0	1- 0				
8- 4	0- 0	1- 0	NON-CONFERENCE	2- 4	4- 0				
5- 3	0- 0	0- 0	HOME	1- 3	3- 0				
3- 1	0- 0	1- 0	AWAY	1- 1	1- 0				
0- 0	0- 0	0- 0	NEUTRAL	0- 0	0- 0				
9- 9	0- 0	0- 6	CONFERENCE	0- 1	6- 0				
4- 4	0- 0	0- 3	HOME	0- 1	2- 0				
4- 4	0- 0	0- 2	AWAY	0- 0	3- 0				
1- 1	0- 0	0- 1	NEUTRAL	0- 0	1- 0				
RPI 1-25		RPI 26-50		RPI 51-100		Team's RPI: 100		RPI 101+	
RPI S	Opponent	Score	RPI S	Opponent	Score	RPI S	Opponent	Score	RPI S
35	A George Washi ngton	64 66	60	H Mi ddl e Tenn.	65 67	110	A La Sal l e	63 66	63
35	H George Washi ngton	49 65	65	H St. Joseph' s	53 59	110	H La Sal l e	63 50	63
42	A Ri chmond	45 74	70	H Mi ami (Ohi o)	65 77	116	H Li pscomb	72 65	72
42	H Ri chmond	79 82	76	H St. Francis (Pa.)	70 64	120	A Rhode Isl and	66 55	66
45	H Templ e	50 61	79	A Mi chi gan	56 65	132	A Duquesne	69 83	69
45	N Templ e	48 55	89	H Ci nci nnati	41 52	132	H Duquesne	62 45	62
46	A Loui svi l l e	72 64	93	A Kentucky	75 60	201	A St. Bonaventure	63 61	63
						215	A Pi ttsburgh	72 48	72
						221	H High Poi nt	78 40	78
						228	H Fordham	81 69	81
						228	N Fordham	63 57	63
						267	A Massachusetts	53 43	53
						271	H IUPUI	64 48	64
						273	H Central Mi ch.	72 35	72
						283	A Dayton	71 67	71
						283	H Dayton	62 50	62

Non-Div I Games:

Xavier

Loss, Non-Conf, S Site, H Home A Away N Neutral

Average RPI Win:	231	WON-LOST	WINNING	LAST 10	STRENGTH OF	OPP. STRENGTH	TEAM	ADJ.	CONF.	ADJ CONF.
Average RPI Loss:	173	RECORD	PCT. RANK	GAMES	SCHEDULE	OF SCHEDULE	RPI	RPI	RPI	RPI
DIV. I ONLY	3- 25	313	1- 9	194	240	306	303	21	21	
DIV. I NON-CONF.	2- 9	274	0- 0	136	206	246	244	21	21	

TOTALS	RPI 1-25	RPI 26-50	W-L RECORDS	RPI 51-100	RPI 150+
3- 25	0- 0	0- 1	OVERALL	0- 5	2- 14
2- 10	0- 0	0- 0	HOME	0- 3	1- 5
1- 14	0- 0	0- 1	AWAY	0- 2	1- 8
0- 1	0- 0	0- 0	NEUTRAL	0- 0	0- 1
2- 9	0- 0	0- 1	NON-CONFERENCE	0- 3	1- 4
2- 2	0- 0	0- 0	HOME	0- 2	1- 0
0- 6	0- 0	0- 1	AWAY	0- 1	0- 3
0- 1	0- 0	0- 0	NEUTRAL	0- 0	0- 1
1- 16	0- 0	0- 0	CONFERENCE	0- 2	1- 10
0- 8	0- 0	0- 0	HOME	0- 1	0- 5
1- 8	0- 0	0- 0	AWAY	0- 1	1- 5
0- 0	0- 0	0- 0	NEUTRAL	0- 0	0- 0

RPI S	Opponent	Score	RPI S	Opponent	Score	RPI S	Opponent	Score	RPI S	Opponent	Score
28	A Auburn	36 67	71	H Clemson	75 79	106	H Bowling Green	79 67			
			72	H Kent St.	53 66	125	A Detroit	40 75			
			73	A New Mexico	36 54	125	H Detroit	42 62			
			81	A Wi s. -Green Bay	47 65	128	A Wi s. -Milwaukee	56 62			
			81	H Wi s. -Green Bay	64 69	128	H Wi s. -Milwaukee	51 59			
						135	A Niagara	66 73			
						157	A Toledo	50 73			
						161	N El on	58 63			
						169	A Butler	45 79			
						169	H Butler	45 55			
						230	A Cleveland St.	54 88			
						230	H Cleveland St.	51 56			
						247	A Buffalo	58 68			
						256	A Ill. -Chicago	51 56			
						256	H Ill. -Chicago	57 64			
						260	A Loyol a (Ill.)	45 55			
						260	H Loyol a (Ill.)	54 55			
						289	A Akron	62 67			
						290	H I PFW	72 62			
						297	A Wright St.	54 42			
						297	A Wright St.	56 58			
						297	H Wright St.	58 61			
LAST 10 Division I GAMES:											
297	A Wright St.	56 58	297	A Wright St.	54 42						
128	H Wi s. -Milwaukee	51 59	260	H Loyol a (Ill.)	54 55						
125	A Detroit	40 75	230	H Cleveland St.	51 56						
81	H Wi s. -Green Bay	64 69	128	A Wi s. -Milwaukee	56 62						
169	A Butler	45 79	256	A Ill. -Chicago	51 56						

Non-Div I Games:

Youngstown St.

Loss,
Non-Conf, S Site,
H Home
A Away
N Neutral