

Average RPI Win:		63	WON-LOST RECORD		WINNING PCT. RANK		LAST 10 GAMES		STRENGTH OF SCHEDULE		OPP. STRENGTH OF SCHEDULE		TEAM RPI		ADJ RPI		CONF. RPI		ADJ CONF. RPI	
DIV. I ONLY			35- 0		1 1		10- 0		2		1		1		.77267		1		1	
DIV. I NON-CONF.			16- 0		1 1		7- 0		4		2		1		.78065		1		1	
TOTALS		RPI 1-25		RPI 26-50		W-L RECORDS		RPI 51-100		RPI 101-150		RPI 150+								
35- 0		17- 0		5- 0		OVERALL		3- 0		5- 0		5- 0								
16- 0		6- 0		2- 0		HOME		3- 0		3- 0		2- 0								
12- 0		6- 0		2- 0		AWAY		0- 0		2- 0		2- 0								
7- 0		5- 0		1- 0		NEUTRAL		0- 0		0- 0		1- 0								
16- 0		8- 0		3- 0		NON-CONFERENCE		3- 0		1- 0		1- 0								
7- 0		2- 0		1- 0		HOME		3- 0		1- 0		0- 0								
3- 0		2- 0		1- 0		AWAY		0- 0		0- 0		0- 0								
6- 0		4- 0		1- 0		NEUTRAL		0- 0		0- 0		1- 0								
19- 0		9- 0		2- 0		CONFERENCE		0- 0		4- 0		4- 0								
9- 0		4- 0		1- 0		HOME		0- 0		2- 0		2- 0								
9- 0		4- 0		1- 0		AWAY		0- 0		2- 0		2- 0								
1- 0		1- 0		0- 0		NEUTRAL		0- 0		0- 0		0- 0								
RPI	S	Opponent		Score		RPI	S	Opponent		Score		RPI	S	Opponent		Score				
2	N	Florida		3	0	27	H	Loyola Marymount		3	0	65	H	Ball St.		3	0			
2	N	Florida		3	1	30	A	Arizona		3	1	74	H	New Hampshire		3	0			
3	A	Hawaii		3	0	30	H	Arizona		3	0	97	H	South Carolina		3	0			
5	H	Pepperdine		3	0	31	N	Southwest Mo. St.		3	0									
9	N	Minnesota		3	0	44	A	Cal St. Northridge		3	1									
10	A	Stanford		3	0															
10	H	Stanford		3	1															
12	A	California		3	2															
12	H	California		3	0															
13	A	UCLA		3	1															
13	H	UCLA		3	0															
13	N	UCLA		3	1															
16	A	Texas A&M		3	0															
16	N	Texas A&M		3	0															
22	H	Northern Iowa		3	0															
25	A	Washington		3	0															
25	H	Washington		3	0															
						LAST 10 GAMES														
2	N	Florida		3	1	74	H	New Hampshire		3	0									
9	N	Minnesota		3	0	135	H	Houston		3	0									
13	N	UCLA		3	1	44	A	Cal St. Northridge		3	1									
16	N	Texas A&M		3	0	13	H	UCLA		3	0									
27	H	Loyola Marymount		3	0	12	H	California		3	0									

Non-Div. I Games:

Southern California

Average RPI Win:		96	WON-LOST RECORD		WINNING PCT. RANK		LAST 10 GAMES		STRENGTH OF SCHEDULE		OPP. STRENGTH OF SCHEDULE		TEAM RPI	ADJ RPI		CONF. RPI	ADJ CONF. RPI	
DIV. I ONLY			36- 2		.94737		2		24		25		4	.71241		3	10	9
DIV. I NON-CONF.			20- 2		.90909		7		10		1		3	.74096		3	11	10
TOTALS		RPI 1-25		RPI 26-50		W-L RECORDS		RPI 51-100		RPI 101-150		RPI 150+						
36- 2		8- 2		6- 0		OVERALL		8- 0		1- 0		13- 0						
22- 1		7- 1		5- 0		HOME		5- 0		0- 0		5- 0						
10- 0		1- 0		1- 0		AWAY		3- 0		0- 0		5- 0						
4- 1		0- 1		0- 0		NEUTRAL		0- 0		1- 0		3- 0						
20- 2		8- 2		3- 0		NON-CONFERENCE		4- 0		1- 0		4- 0						
16- 1		7- 1		3- 0		HOME		4- 0		0- 0		2- 0						
2- 0		1- 0		0- 0		AWAY		0- 0		0- 0		1- 0						
2- 1		0- 1		0- 0		NEUTRAL		0- 0		1- 0		1- 0						
16- 0		0- 0		3- 0		CONFERENCE		4- 0		0- 0		9- 0						
6- 0		0- 0		2- 0		HOME		1- 0		0- 0		3- 0						
8- 0		0- 0		1- 0		AWAY		3- 0		0- 0		4- 0						
2- 0		0- 0		0- 0		NEUTRAL		0- 0		0- 0		2- 0						
RPI	S	Opponent		Score		RPI	S	Opponent		Score		RPI	S	Opponent		Score		
1	H	Southern California		0	3	27	H	Loyola Marymount		3	0	51	H	Pacific (Cal.)		3	1	
2	N	Florida		1	3	30	H	Arizona		3	2	64	H	Utah St.		3	0	
4	H	Georgia Tech		3	1	34	H	Brigham Young		3	0	67	H	Wichita St.		3	0	
6	H	Kansas St.		3	0	45	A	Fresno St.		3	0	83	H	Idaho		3	0	
9	H	Minnesota		3	0	45	H	Fresno St.		3	0	89	A	Rice		3	0	
10	H	Stanford		3	2	46	H	Southern Methodist		3	0	90	A	Nevada		3	1	
13	H	UCLA		3	2							90	A	Nevada		3	0	
14	H	Illinois		3	0							90	H	Nevada		3	0	
15	H	Louisville		3	0													
24	A	Santa Clara		3	0													
						LAST 10 GAMES												
						2	N	Florida		1	3	121	N	Kentucky		3	0	
						4	H	Georgia Tech		3	1	213	N	Weber St.		3	1	
						14	H	Illinois		3	0	161	N	San Jose St.		3	0	
						34	H	Brigham Young		3	0	90	A	Nevada		3	0	
						83	H	Idaho		3	0	165	N	Tulsa		3	0	

Non-Div. I Games:

Hawaii

Average RPI Win:		87	WON-LOST RECORD		WINNING PCT. RANK	LAST 10 GAMES	STRENGTH OF SCHEDULE		OPP. STRENGTH OF SCHEDULE	TEAM RPI	ADJ RPI	CONF. RPI	ADJ CONF. RPI				
DIV. I ONLY			34- 4	.89474	5	7- 3	5		46	3	.70133	4	5	5			
DIV. I NON-CONF.			17- 2	.89474	9	4- 2	14		41	4	.71154	4	6	6			
TOTALS		RPI 1-25		RPI 26-50		W-L RECORDS		RPI 51-100		RPI 101-150		RPI 150+					
34- 4		4- 3		5- 1		OVERALL		15- 0		5- 0		5- 0					
18- 0		1- 0		3- 0		HOME		7- 0		4- 0		3- 0					
8- 3		1- 2		1- 1		AWAY		4- 0		1- 0		1- 0					
8- 1		2- 1		1- 0		NEUTRAL		4- 0		0- 0		1- 0					
17- 2		3- 1		3- 1		NON-CONFERENCE		5- 0		3- 0		3- 0					
10- 0		0- 0		2- 0		HOME		3- 0		3- 0		2- 0					
1- 2		1- 1		0- 1		AWAY		0- 0		0- 0		0- 0					
6- 0		2- 0		1- 0		NEUTRAL		2- 0		0- 0		1- 0					
17- 2		1- 2		2- 0		CONFERENCE		10- 0		2- 0		2- 0					
8- 0		1- 0		1- 0		HOME		4- 0		1- 0		1- 0					
7- 1		0- 1		1- 0		AWAY		4- 0		1- 0		1- 0					
2- 1		0- 1		0- 0		NEUTRAL		2- 0		0- 0		0- 0					
RPI	S	Opponent		Score		RPI	S	Opponent		Score		RPI	S	Opponent		Score	
3	A	Hawaii		1	3	26	N	Michigan St.		3	0	59	A	Virginia		3	0
7	A	Nebraska		3	2	36	H	Wisconsin		3	2	59	H	Virginia		3	0
12	N	California		3	1	38	A	Long Beach St.		2	3	59	N	Virginia		3	0
18	A	Maryland		2	3	42	H	Florida A&M		3	0	62	A	Florida St.		3	0
18	H	Maryland		3	1	48	A	North Carolina		3	0	62	H	Florida St.		3	0
18	N	Maryland		1	3	48	H	North Carolina		3	1	62	N	Florida St.		3	1
24	N	Santa Clara		3	0							63	H	Northwestern		3	0
												66	H	Georgia		3	0
												69	N	Temple		3	0
												73	H	Alabama		3	0
												75	A	Clemson		3	0
												75	H	Clemson		3	1
												86	A	Wake Forest		3	0
												86	H	Wake Forest		3	0
												88	N	Western Mich.		3	0
LAST 10 GAMES																	
3	A	Hawaii		1	3	38	A	Long Beach St.		2	3						
12	N	California		3	1	18	N	Maryland		1	3						
42	H	Florida A&M		3	0	59	N	Virginia		3	0						
162	H	Alabama A&M		3	0	62	N	Florida St.		3	1						
161	N	San Jose St.		3	0	75	H	Clemson		3	1						

Non-Div. I Games:

Georgia Tech

Average RPI Win: 85		WON-LOST	WINNING	LAST 10	STRENGTH OF		OPP. STRENGTH	TEAM	ADJ	CONF.	ADJ CONF.
Average RPI Loss: 13		RECORD	PCT. RANK	GAMES	SCHEDULE		OF SCHEDULE	RPI	RPI	RPI	RPI
DIV. I ONLY		27- 3	.9	4	9		27	5	.69921	5	4
DIV. I NON-CONF.		13- 3	.8125	25	26		12	14	.68072	12	5
TOTALS		RPI 1-25	RPI 26-50		W-L RECORDS		RPI 51-100		RPI 101-150		RPI 150+
27- 3		6- 2	7- 1		OVERALL		6- 0		2- 0		6- 0
14- 1		5- 0	3- 1		HOME		2- 0		1- 0		3- 0
8- 1		1- 1	3- 0		AWAY		2- 0		0- 0		2- 0
5- 1		0- 1	1- 0		NEUTRAL		2- 0		1- 0		1- 0
13- 3		4- 2	1- 1		NON-CONFERENCE		4- 0		2- 0		2- 0
7- 1		4- 0	0- 1		HOME		1- 0		1- 0		1- 0
1- 1		0- 1	0- 0		AWAY		1- 0		0- 0		0- 0
5- 1		0- 1	1- 0		NEUTRAL		2- 0		1- 0		1- 0
14- 0		2- 0	6- 0		CONFERENCE		2- 0		0- 0		4- 0
7- 0		1- 0	3- 0		HOME		1- 0		0- 0		2- 0
7- 0		1- 0	3- 0		AWAY		1- 0		0- 0		2- 0
0- 0		0- 0	0- 0		NEUTRAL		0- 0		0- 0		0- 0
RPI S	Opponent	Score	RPI S	Opponent	Score	RPI S	Opponent	Score	RPI S	Opponent	Score
1 A	Southern California	0 3	27 A	Loyola Marymount	3 2	51 A	Pacific (Cal.)	3 1	107 N	Arkansas St.	3 1
9 N	Minnesota	2 3	27 H	Loyola Marymount	3 1	53 A	San Francisco	3 2	150 H	Manhattan	3 0
13 H	UCLA	3 2	30 H	Arizona	1 3	53 H	San Francisco	3 1	175 H	Harvard	3 0
17 H	Notre Dame	3 1	36 N	Wisconsin	3 0	55 N	Pennsylvania	3 0	205 A	Portland	3 0
19 H	UC Santa Barb.	3 0	41 A	San Diego	3 0	57 H	Eastern Wash.	3 0	205 H	Portland	3 0
23 H	Kansas	3 1	41 H	San Diego	3 0	62 N	Florida St.	3 0	225 A	Gonzaga	3 2
24 A	Santa Clara	3 2	50 A	St. Mary's (Cal.)	3 0				225 H	Gonzaga	3 0
24 H	Santa Clara	3 1	50 H	St. Mary's (Cal.)	3 1				273 N	Radford	3 0
LAST 10 GAMES											
9 N	Minnesota	2 3	24 A	Santa Clara	3 2						
23 H	Kansas	3 1	225 H	Gonzaga	3 0						
150 H	Manhattan	3 0	205 H	Portland	3 0						
13 H	UCLA	3 2	27 A	Loyola Marymount	3 2						
41 A	San Diego	3 0	53 A	San Francisco	3 2						

Non-Div. I Games:

Pepperdine

[illegible]

Non-Div. I Games:

Nebraska

Non-Div. I Games:

Penn St.

Average RPI Win: 68		WON-LOST	WINNING	LAST 10	STRENGTH OF		OPP. STRENGTH	TEAM	ADJ	CONF.	ADJ CONF.
Average RPI Loss: 34		RECORD	PCT. RANK	GAMES	SCHEDULE		OF SCHEDULE	RPI	RPI	RPI	RPI
DIV. I ONLY		26- 11	.7027	59	8- 2		1	7	10	.68299	9
DIV. I NON-CONF.		11- 6	.64706	91	4- 1		1	3	8	.70638	7
TOTALS		RPI 1-25	RPI 26-50		W-L RECORDS		RPI 51-100		RPI 101-150		RPI 150+
26- 11		7- 8	8- 0		OVERALL		3- 1		5- 2		3- 0
16- 2		3- 2	5- 0		HOME		3- 0		3- 0		2- 0
6- 6		1- 3	3- 0		AWAY		0- 1		1- 2		1- 0
4- 3		3- 3	0- 0		NEUTRAL		0- 0		1- 0		0- 0
11- 6		5- 6	2- 0		NON-CONFERENCE		2- 0		1- 0		1- 0
7- 1		2- 1	2- 0		HOME		2- 0		0- 0		1- 0
0- 2		0- 2	0- 0		AWAY		0- 0		0- 0		0- 0
4- 3		3- 3	0- 0		NEUTRAL		0- 0		1- 0		0- 0
15- 5		2- 2	6- 0		CONFERENCE		1- 1		4- 2		2- 0
9- 1		1- 1	3- 0		HOME		1- 0		3- 0		1- 0
6- 4		1- 1	3- 0		AWAY		0- 1		1- 2		1- 0
0- 0		0- 0	0- 0		NEUTRAL		0- 0		0- 0		0- 0
RPI S	Opponent	Score		RPI S	Opponent	Score		RPI S	Opponent	Score	
1 N	Southern California	0	3	26 A	Michigan St.	3	0	58 H	Wis.-Green Bay	3	0
2 A	Florida	0	3	26 H	Michigan St.	3	1	63 A	Northwestern	0	3
3 A	Hawaii	0	3	29 H	Dayton	3	0	63 H	Northwestern	3	0
5 N	Pepperdine	3	2	32 A	Michigan	3	0	96 H	Marquette	3	0
8 A	Penn St.	3	0	32 H	Michigan	3	1				
8 H	Penn St.	1	3	36 A	Wisconsin	3	2				
11 H	Colorado St.	3	2	36 H	Wisconsin	3	1				
13 N	UCLA	0	3	43 H	Wis.-Milwaukee	3	0				
14 A	Illinois	2	3								
14 H	Illinois	3	1								
15 N	Louisville	1	3								
22 H	Northern Iowa	3	1								
22 N	Northern Iowa	3	1								
23 H	Kansas	2	3								
25 N	Washington	3	2								
LAST 10 GAMES											
1 N	Southern California	0	3	109 H	Ohio St.	3	0				
25 N	Washington	3	2	8 H	Penn St.	1	3				
5 N	Pepperdine	3	2	32 A	Michigan	3	0				
22 H	Northern Iowa	3	1	26 A	Michigan St.	3	0				
58 H	Wis.-Green Bay	3	0	115 H	Indiana	3	0				

Non-Div. I Games:

Minnesota

Average RPI Win:		82	WON-LOST RECORD		WINNING PCT. RANK		LAST 10 GAMES		STRENGTH OF SCHEDULE		OPP. STRENGTH OF SCHEDULE		TEAM RPI		ADJ RPI		CONF. RPI		ADJ CONF. RPI				
DIV. I ONLY		25- 7		.78125		30		8- 2		7		2		9		.68053		10		1		1	
DIV. I NON-CONF.		11- 2		.84615		16		4- 0		9		6		5		.70949		5		1		1	
TOTALS		RPI 1-25		RPI 26-50		W-L RECORDS		RPI 51-100		RPI 101-150		RPI 150+											
25- 7		7- 7		5- 0		OVERALL		3- 0		4- 0		6- 0											
14- 2		4- 2		3- 0		HOME		3- 0		2- 0		2- 0											
8- 4		3- 4		1- 0		AWAY		0- 0		2- 0		2- 0											
3- 1		0- 1		1- 0		NEUTRAL		0- 0		0- 0		2- 0											
11- 2		3- 2		3- 0		NON-CONFERENCE		3- 0		0- 0		2- 0											
6- 1		1- 1		2- 0		HOME		3- 0		0- 0		0- 0											
2- 1		2- 1		0- 0		AWAY		0- 0		0- 0		0- 0											
3- 0		0- 0		1- 0		NEUTRAL		0- 0		0- 0		2- 0											
14- 5		4- 5		2- 0		CONFERENCE		0- 0		4- 0		4- 0											
8- 1		3- 1		1- 0		HOME		0- 0		2- 0		2- 0											
6- 3		1- 3		1- 0		AWAY		0- 0		2- 0		2- 0											
0- 1		0- 1		0- 0		NEUTRAL		0- 0		0- 0		0- 0											
RPI	S	Opponent		Score		RPI	S	Opponent		Score		RPI	S	Opponent		Score							
1	A	Southern California		1	3	30	A	Arizona		3	1	51	H	Pacific (Cal.)		3	1						
1	H	Southern California		0	3	30	H	Arizona		3	1	51	H	Pacific (Cal.)		3	0						
2	H	Florida		0	3	41	H	San Diego		3	0	70	H	Sacramento St.		3	0						
3	A	Hawaii		2	3	42	N	Florida A&M		3	2												
11	A	Colorado St.		3	0	50	H	St. Mary's (Cal.)		3	0												
12	A	California		2	3																		
12	H	California		3	1																		
13	A	UCLA		3	1																		
13	H	UCLA		3	2																		
17	H	Notre Dame		3	0																		
24	A	Santa Clara		3	1																		
25	A	Washington		1	3																		
25	H	Washington		3	0																		
25	N	Washington		1	3																		
						LAST 10 GAMES																	
				1	3	114	H	Oregon St.		3	0												
				3	0	193	H	Oregon		3	0												
				3	0	1	A	Southern California		1	3												
				3	0	13	A	UCLA		3	1												
				3	1	12	H	California		3	1												

Non-Div. I Games:

Stanford

Average RPI Win:	111	WON-LOST	WINNING	LAST 10	STRENGTH OF	OPP. STRENGTH	TEAM	ADJ	CONF.	ADJ CONF.		
Average RPI Loss:	8	RECORD	PCT. RANK	GAMES	SCHEDULE	OF SCHEDULE	RPI	RPI	RPI	RPI		
DIV. I ONLY		30- 5	.85714	8	9- 1	28	41	11	.67017	11	7	7
DIV. I NON-CONF.		13- 5	.72222	57	4- 1	20	16	17	.6581	16	7	7
<hr/>												
TOTALS	RPI 1-25	RPI 26-50		W-L RECORDS		RPI 51-100		RPI 101-150		RPI 150+		
30- 5	1- 5	10- 0		OVERALL		3- 0		3- 0		13- 0		
12- 2	0- 2	5- 0		HOME		1- 0		0- 0		6- 0		
10- 3	0- 3	3- 0		AWAY		2- 0		1- 0		4- 0		
8- 0	1- 0	2- 0		NEUTRAL		0- 0		2- 0		3- 0		
13- 5	1- 5	5- 0		NON-CONFERENCE		0- 0		3- 0		4- 0		
5- 2	0- 2	3- 0		HOME		0- 0		0- 0		2- 0		
2- 3	0- 3	1- 0		AWAY		0- 0		1- 0		0- 0		
6- 0	1- 0	1- 0		NEUTRAL		0- 0		2- 0		2- 0		
17- 0	0- 0	5- 0		CONFERENCE		3- 0		0- 0		9- 0		
7- 0	0- 0	2- 0		HOME		1- 0		0- 0		4- 0		
8- 0	0- 0	2- 0		AWAY		2- 0		0- 0		4- 0		
2- 0	0- 0	1- 0		NEUTRAL		0- 0		0- 0		1- 0		
RPI S	Opponent	Score	RPI S	Opponent	Score	RPI S	Opponent	Score	RPI S	Opponent	Score	
2 A	Florida	0 3	34 A	Brigham Young	3 0	77 A	San Diego St.	3 2	122 A	Denver	3 0	
6 A	Kansas St.	0 3	34 H	Brigham Young	3 0	77 A	San Diego St.	3 2	127 N	South Fla.	3 0	
9 A	Minnesota	2 3	37 H	Colorado	3 1	77 H	San Diego St.	3 0	131 N	George Mason	3 0	
10 H	Stanford	0 3	38 A	Long Beach St.	3 0				153 A	Air Force	3 0	
12 H	California	1 3	39 A	Utah	3 1				153 H	Air Force	3 0	
18 N	Maryland	3 0	39 H	Utah	3 1				157 A	UNLV	3 1	
			39 N	Utah	3 1				157 H	UNLV	3 0	
			42 H	Florida A&M	3 2				166 N	LSU	3 1	
			43 N	Wis.-Milwaukee	3 1				170 H	Seton Hall	3 0	
			44 H	Cal St. Northridge	3 0				173 A	Wyoming	3 0	
									173 H	Wyoming	3 1	
									188 H	Bradley	3 0	
									199 A	New Mexico	3 0	
									199 H	New Mexico	3 0	
									199 N	New Mexico	3 1	
									217 N	Charlotte	3 0	
<hr/>												
LAST 10 GAMES												
2 A	Florida	0 3	77 A	San Diego St.	3 2							
18 N	Maryland	3 0	199 N	New Mexico	3 1							
131 N	George Mason	3 0	199 H	New Mexico	3 0							
38 A	Long Beach St.	3 0	153 H	Air Force	3 0							
39 N	Utah	3 1	122 A	Denver	3 0							

Non-Div. I Games:

Colorado St.

Average RPI Win:		89	WON-LOST RECORD		WINNING PCT. RANK		LAST 10 GAMES		STRENGTH OF SCHEDULE		OPP. STRENGTH OF SCHEDULE		TEAM RPI		ADJ RPI		CONF. RPI		ADJ CONF. RPI				
DIV. I ONLY			25- 7		.78125 30		6- 4		22		3		13		.66378 12		1		1				
DIV. I NON-CONF.			13- 1		.92857 5		4- 1		23		14		6		.70907 6		1		1				
TOTALS		RPI 1-25		RPI 26-50				W-L RECORDS				RPI 51-100				RPI 101-150				RPI 150+			
25- 7		5- 6		6- 1				OVERALL				2- 0				6- 0				6- 0			
12- 3		3- 2		2- 1				HOME				2- 0				3- 0				2- 0			
9- 3		2- 3		3- 0				AWAY				0- 0				2- 0				2- 0			
4- 1		0- 1		1- 0				NEUTRAL				0- 0				1- 0				2- 0			
13- 1		2- 1		5- 0				NON-CONFERENCE				2- 0				2- 0				2- 0			
6- 0		1- 0		2- 0				HOME				2- 0				1- 0				0- 0			
3- 0		1- 0		2- 0				AWAY				0- 0				0- 0				0- 0			
4- 1		0- 1		1- 0				NEUTRAL				0- 0				1- 0				2- 0			
12- 6		3- 5		1- 1				CONFERENCE				0- 0				4- 0				4- 0			
6- 3		2- 2		0- 1				HOME				0- 0				2- 0				2- 0			
6- 3		1- 3		1- 0				AWAY				0- 0				2- 0				2- 0			
0- 0		0- 0		0- 0				NEUTRAL				0- 0				0- 0				0- 0			
RPI	S	Opponent		Score		RPI	S	Opponent		Score		RPI	S	Opponent		Score		RPI	S	Opponent		Score	
1	A	Southern California		0	3	30	A	Arizona		3	0	74	H	New Hampshire		3	0	103	H	Cal Poly		3	0
1	H	Southern California		2	3	30	H	Arizona		0	3	90	H	Nevada		3	0	111	A	Arizona St.		3	1
4	N	Georgia Tech		1	3	32	H	Michigan		3	0							111	H	Arizona St.		3	1
10	A	Stanford		1	3	38	A	Long Beach St.		3	1							114	A	Oregon St.		3	0
10	H	Stanford		3	2	40	A	UC Irvine		3	0							114	H	Oregon St.		3	1
11	A	Colorado St.		3	1	44	N	Cal St. Northridge		3	1							125	N	TCU		3	0
13	A	UCLA		1	3	50	H	St. Mary's (Cal.)		3	0							163	A	Washington St.		3	1
13	H	UCLA		2	3													163	H	Washington St.		3	0
24	H	Santa Clara		3	2													170	N	Seton Hall		3	0
25	A	Washington		3	2													171	N	Hofstra		3	0
25	H	Washington		3	1													193	A	Oregon		3	0
																		193	H	Oregon		3	0
LAST 10 GAMES																							
4	N	Georgia Tech		1	3	193	H	Oregon		3	0												
32	H	Michigan		3	0	114	H	Oregon St.		3	1												
50	H	St. Mary's (Cal.)		3	0	1	A	Southern California		0	3												
38	A	Long Beach St.		3	1	13	A	UCLA		1	3												
125	N	TCU		3	0	10	A	Stanford		1	3												

Non-Div. I Games:

California

Average RPI Win:	100	WON-LOST RECORD	WINNING PCT. RANK	LAST 10 GAMES	STRENGTH OF SCHEDULE	OPP. STRENGTH OF SCHEDULE	TEAM RPI	ADJ RPI	CONF. RPI	ADJ CONF. RPI		
DIV. I ONLY		24- 9	.72727	48	5- 5	10	5	15	.65744	13	1	1
DIV. I NON-CONF.		12- 2	.85714	15	3- 1	32	19	11	.68391	11	1	1
<hr/>												
TOTALS	RPI 1-25	RPI 26-50		W-L RECORDS		RPI 51-100		RPI 101-150		RPI 150+		
24- 9	7- 7	3- 2		OVERALL		2- 0		5- 0		7- 0		
8- 3	2- 2	2- 1		HOME		0- 0		2- 0		2- 0		
10- 5	3- 4	1- 1		AWAY		1- 0		2- 0		3- 0		
6- 1	2- 1	0- 0		NEUTRAL		1- 0		1- 0		2- 0		
<hr/>												
12- 2	3- 2	3- 0		NON-CONFERENCE		2- 0		1- 0		3- 0		
2- 0	0- 0	2- 0		HOME		0- 0		0- 0		0- 0		
4- 2	1- 2	1- 0		AWAY		1- 0		0- 0		1- 0		
6- 0	2- 0	0- 0		NEUTRAL		1- 0		1- 0		2- 0		
<hr/>												
12- 7	4- 5	0- 2		CONFERENCE		0- 0		4- 0		4- 0		
6- 3	2- 2	0- 1		HOME		0- 0		2- 0		2- 0		
6- 3	2- 2	0- 1		AWAY		0- 0		2- 0		2- 0		
0- 1	0- 1	0- 0		NEUTRAL		0- 0		0- 0		0- 0		
<hr/>												
RPI	S	Opponent	Score	RPI	S	Opponent	Score	RPI	S	Opponent	Score	
1	A	Southern California	0 3	30	A	Arizona	0 3	56	A	Texas	3 0	
1	H	Southern California	1 3	30	H	Arizona	1 3	83	N	Idaho	3 0	
1	N	Southern California	1 3	40	H	UC Irvine	3 0					
3	A	Hawaii	2 3	41	H	San Diego	3 0					
5	A	Pepperdine	2 3	44	A	Cal St. Northridge	3 1					
7	A	Nebraska	3 1									
9	N	Minnesota	3 0									
10	A	Stanford	2 3									
10	H	Stanford	1 3									
12	A	California	3 2									
12	H	California	3 1									
15	N	Louisville	3 0									
25	A	Washington	3 2									
25	H	Washington	3 1									
<hr/>												
				LAST 10 GAMES								
1	N	Southern California	1 3	1	A	Southern California	0 3					
7	A	Nebraska	3 1	12	H	California	3 1					
40	H	UC Irvine	3 0	10	H	Stanford	1 3					
41	H	San Diego	3 0	111	A	Arizona St.	3 0					
5	A	Pepperdine	2 3	30	A	Arizona	0 3					

Non-Div. I Games:

UCLA

Average RPI Win:		86	WON-LOST RECORD		WINNING PCT. RANK		LAST 10 GAMES		STRENGTH OF SCHEDULE		OPP. STRENGTH OF SCHEDULE		TEAM RPI		ADJ RPI		CONF. RPI		ADJ CONF. RPI				
DIV. I ONLY			26- 7		.78788 28		8- 2		18		17		14		.65672 14		2		2				
DIV. I NON-CONF.			11- 2		.84615 16		2- 1		13		40		10		.68716 10		2		2				
TOTALS		RPI 1-25		RPI 26-50		W-L RECORDS		RPI 51-100		RPI 101-150		RPI 150+											
26- 7		3- 4		4- 2		OVERALL		10- 0		6- 1		3- 0											
14- 1		3- 0		2- 1		HOME		4- 0		3- 0		2- 0											
9- 5		0- 3		2- 1		AWAY		4- 0		2- 1		1- 0											
3- 1		0- 1		0- 0		NEUTRAL		2- 0		1- 0		0- 0											
11- 2		1- 2		0- 0		NON-CONFERENCE		8- 0		1- 0		1- 0											
5- 0		1- 0		0- 0		HOME		3- 0		0- 0		1- 0											
3- 1		0- 1		0- 0		AWAY		3- 0		0- 0		0- 0											
3- 1		0- 1		0- 0		NEUTRAL		2- 0		1- 0		0- 0											
15- 5		2- 2		4- 2		CONFERENCE		2- 0		5- 1		2- 0											
9- 1		2- 0		2- 1		HOME		1- 0		3- 0		1- 0											
6- 4		0- 2		2- 1		AWAY		1- 0		2- 1		1- 0											
0- 0		0- 0		0- 0		NEUTRAL		0- 0		0- 0		0- 0											
RPI	S	Opponent		Score		RPI	S	Opponent		Score		RPI	S	Opponent		Score							
3	A	Hawaii		0	3	26	A	Michigan St.		3	0	54	A	Butler		3	2	109	A	Ohio St.		1	3
7	N	Nebraska		0	3	26	H	Michigan St.		3	0	63	A	Northwestern		3	1	109	H	Ohio St.		3	1
8	A	Penn St.		0	3	32	A	Michigan		3	1	63	H	Northwestern		3	0	115	A	Indiana		3	1
8	H	Penn St.		3	1	32	H	Michigan		1	3	75	N	Clemson		3	1	115	H	Indiana		3	1
9	A	Minnesota		1	3	36	A	Wisconsin		1	3	80	A	Illinois St.		3	1	117	A	Purdue		3	1
9	H	Minnesota		3	2	36	H	Wisconsin		3	0	85	N	Akron		3	1	117	H	Purdue		3	2
15	H	Louisville		3	0							86	H	Wake Forest		3	0	150	N	Manhattan		3	0
												87	H	Murray St.		3	0	177	H	DePaul		3	0
												93	H	Loyola (Ill.)		3	1	200	A	Iowa		3	0
												94	A	Connecticut		3	0	200	H	Iowa		3	0
LAST 10 GAMES																							
3	A	Hawaii		0	3	117	A	Purdue		3	1												
15	H	Louisville		3	0	115	A	Indiana		3	1												
87	H	Murray St.		3	0	36	H	Wisconsin		3	0												
26	H	Michigan St.		3	0	63	H	Northwestern		3	0												
32	H	Michigan		1	3	200	H	Iowa		3	0												

Non-Div. I Games:

Illinois

Average RPI Win:	109	WON-LOST RECORD	WINNING PCT. RANK	LAST 10 GAMES	STRENGTH OF SCHEDULE	OPP. STRENGTH OF SCHEDULE	TEAM RPI	ADJ RPI	CONF. RPI	ADJ CONF. RPI					
Average RPI Loss:	22														
DIV. I ONLY		25- 6	.80645	22	8- 2	12	55	12	.6535	15	13	13			
DIV. I NON-CONF.		10- 5	.66667	79	3- 2	12	10	16	.65731	17	13	13			

TOTALS	RPI 1-25	RPI 26-50		W-L RECORDS		RPI 51-100		RPI 101-150		RPI 150+					
25- 6	2- 5	1- 0		OVERALL		11- 1		6- 0		5- 0					
10- 1	0- 0	0- 0		HOME		6- 1		3- 0		1- 0					
9- 3	0- 3	1- 0		AWAY		2- 0		2- 0		4- 0					
6- 2	2- 2	0- 0		NEUTRAL		3- 0		1- 0		0- 0					
10- 5	2- 4	1- 0		NON-CONFERENCE		5- 1		2- 0		0- 0					
4- 1	0- 0	0- 0		HOME		3- 1		1- 0		0- 0					
3- 2	0- 2	1- 0		AWAY		1- 0		1- 0		0- 0					
3- 2	2- 2	0- 0		NEUTRAL		1- 0		0- 0		0- 0					
15- 1	0- 1	0- 0		CONFERENCE		6- 0		4- 0		5- 0					
6- 0	0- 0	0- 0		HOME		3- 0		2- 0		1- 0					
6- 1	0- 1	0- 0		AWAY		1- 0		1- 0		4- 0					
3- 0	0- 0	0- 0		NEUTRAL		2- 0		1- 0		0- 0					
RPI S	Opponent	Score		RPI S	Opponent	Score		RPI S	Opponent	Score					
3 A	Hawaii	0	3	32 A	Michigan	3	1	65 H	Ball St.	2	3	108 A	Xavier	3	0
9 N	Minnesota	3	1					66 H	Georgia	3	1	121 H	Kentucky	3	1
13 N	UCLA	0	3					73 H	Alabama	3	0	125 H	TCU	3	1
14 A	Illinois	0	3					76 H	Tulane	3	0	125 N	TCU	3	0
16 N	Texas A&M	1	3					78 H	Southern Miss.	3	0	127 A	South Fla.	3	0
17 N	Notre Dame	3	0					81 A	Memphis	3	2	135 H	Houston	3	0
21 A	Cincinnati	0	3					81 N	Memphis	3	0	177 H	DePaul	3	0
								86 A	Wake Forest	3	0	189 A	UAB	3	1
								87 N	Murray St.	3	2	190 A	St. Louis	3	1
								88 H	Western Mich.	3	1	217 A	Charlotte	3	0
								96 H	Marquette	3	1	234 A	East Caro.	3	1
								96 N	Marquette	3	0				
LAST 10 GAMES															
14 A	Illinois	0	3	96 N	Marquette	3	0								
17 N	Notre Dame	3	0	125 N	TCU	3	0								
65 H	Ball St.	2	3	189 A	UAB	3	1								
88 H	Western Mich.	3	1	127 A	South Fla.	3	0								
81 N	Memphis	3	0	121 H	Kentucky	3	1								

Non-Div. I Games:

Louisville

Non-Div. I Games:

Texas A&M

Average RPI Win:	109	WON-LOST RECORD	WINNING PCT. RANK	LAST 10 GAMES	STRENGTH OF SCHEDULE	OPP. STRENGTH OF SCHEDULE	TEAM RPI	ADJ RPI	CONF. RPI	ADJ CONF. RPI					
DIV. I ONLY		23- 7	.76667	36	5- 5	20	53	16	.64142	17	9	10			
DIV. I NON-CONF.		11- 5	.6875	75	0- 3	36	15	28	.63089	29	12	12			
<hr/>															
TOTALS	RPI 1-25	RPI 26-50		W-L RECORDS		RPI 51-100		RPI 101-150		RPI 150+					
23- 7	0- 6	5- 0		OVERALL		4- 1		9- 0		5- 0					
13- 2	0- 1	3- 0		HOME		1- 1		5- 0		4- 0					
7- 4	0- 4	1- 0		AWAY		2- 0		3- 0		1- 0					
3- 1	0- 1	1- 0		NEUTRAL		1- 0		1- 0		0- 0					
<hr/>															
11- 5	0- 4	3- 0		NON-CONFERENCE		3- 1		5- 0		0- 0					
5- 1	0- 0	1- 0		HOME		1- 1		3- 0		0- 0					
3- 3	0- 3	1- 0		AWAY		1- 0		1- 0		0- 0					
3- 1	0- 1	1- 0		NEUTRAL		1- 0		1- 0		0- 0					
<hr/>															
12- 2	0- 2	2- 0		CONFERENCE		1- 0		4- 0		5- 0					
8- 1	0- 1	2- 0		HOME		0- 0		2- 0		4- 0					
4- 1	0- 1	0- 0		AWAY		1- 0		2- 0		1- 0					
0- 0	0- 0	0- 0		NEUTRAL		0- 0		0- 0		0- 0					
<hr/>															
RPI S	Opponent	Score		RPI S	Opponent	Score		RPI S	Opponent	Score		RPI S	Opponent	Score	
5 A	Pepperdine	1	3	30 N	Arizona	3	1	56 A	Texas	3	0	110 H	Valparaiso	3	0
10 A	Stanford	0	3	39 H	Utah	3	2	57 N	Eastern Wash.	3	1	113 A	St. John's (N.Y.)	3	0
15 N	Louisville	0	3	48 A	North Carolina	3	1	80 H	Illinois St.	3	0	115 H	Indiana	3	1
20 A	Pittsburgh	2	3	49 H	Miami (Fla.)	3	0	94 A	Connecticut	3	1	117 H	Purdue	3	1
20 H	Pittsburgh	0	3	49 H	Miami (Fla.)	3	1	97 H	South Carolina	1	3	129 H	Rutgers	3	0
22 A	Northern Iowa	1	3									132 H	Villanova	3	1
												135 N	Houston	3	2
												144 A	Boston College	3	0
												148 A	Rhode Island	3	0
												156 H	Virginia Tech	3	2
												164 H	Syracuse	3	0
												170 H	Seton Hall	3	0
												185 H	Georgetown	3	0
												195 A	West Virginia	3	0
<hr/>															
LAST 10 GAMES															
15 N	Louisville	0	3	195 A	West Virginia	3	0	22 A	Northern Iowa	1	3	49 H	Miami (Fla.)	3	0
10 A	Stanford	0	3	22 A	Northern Iowa	1	3	156 H	Virginia Tech	3	2	164 H	Syracuse	3	0
20 H	Pittsburgh	0	3	49 H	Miami (Fla.)	3	0								
49 H	Miami (Fla.)	3	1	156 H	Virginia Tech	3	2								
20 A	Pittsburgh	2	3	164 H	Syracuse	3	0								

Non-Div. I Games:

Notre Dame

Average RPI Win: 115		WON-LOST	WINNING	LAST 10	STRENGTH OF		OPP. STRENGTH	TEAM	ADJ		CONF.	ADJ CONF.	
Average RPI Loss: 43		RECORD	PCT. RANK	GAMES	SCHEDULE		OF SCHEDULE	RPI	RPI		RPI	RPI	
DIV. I ONLY		27- 8	.77143	33	7- 3		29	59	17	.63241	18	5	5
DIV. I NON-CONF.		12- 4	.75	41	1- 1		56	107	35	.612	37	6	6
TOTALS		RPI 1-25	RPI 26-50		W-L RECORDS		RPI 51-100		RPI 101-150		RPI 150+		
27- 8		2- 2	1- 3		OVERALL		11- 3		7- 0		6- 0		
11- 4		1- 0	1- 1		HOME		3- 3		3- 0		3- 0		
9- 2		0- 1	0- 1		AWAY		6- 0		1- 0		2- 0		
7- 2		1- 1	0- 1		NEUTRAL		2- 0		3- 0		1- 0		
12- 4		0- 1	0- 2		NON-CONFERENCE		4- 1		4- 0		4- 0		
5- 2		0- 0	0- 1		HOME		1- 1		2- 0		2- 0		
3- 0		0- 0	0- 0		AWAY		2- 0		0- 0		1- 0		
4- 2		0- 1	0- 1		NEUTRAL		1- 0		2- 0		1- 0		
15- 4		2- 1	1- 1		CONFERENCE		7- 2		3- 0		2- 0		
6- 2		1- 0	1- 0		HOME		2- 2		1- 0		1- 0		
6- 2		0- 1	0- 1		AWAY		4- 0		1- 0		1- 0		
3- 0		1- 0	0- 0		NEUTRAL		1- 0		1- 0		0- 0		
RPI S	Opponent	Score	RPI S	Opponent	Score	RPI S	Opponent	Score	RPI S	Opponent	Score		
4 A	Georgia Tech	1 3	26 H	Michigan St.	0 3	59 A	Virginia	3 0	108 N	Xavier	3 1		
4 H	Georgia Tech	3 2	46 N	Southern Methodist	2 3	59 H	Virginia	2 3	127 N	South Fla.	3 1		
4 N	Georgia Tech	3 1	48 A	North Carolina	2 3	61 N	American	3 0	131 H	George Mason	3 1		
11 N	Colorado St.	0 3	48 H	North Carolina	3 0	62 A	Florida St.	3 2	132 H	Villanova	3 0		
						62 H	Florida St.	3 0	142 A	Duke	3 1		
						68 H	Col. of Charleston	3 1	142 H	Duke	3 0		
						71 H	Tennessee	1 3	142 N	Duke	3 2		
						75 A	Clemson	3 1	156 H	Virginia Tech	3 0		
						75 H	Clemson	2 3	197 A	Fla. Atlantic	3 0		
						75 N	Clemson	3 0	221 A	North Carolina St.	3 0		
						82 A	Towson	3 1	221 H	North Carolina St.	3 0		
						86 A	Wake Forest	3 1	232 H	Morgan St.	3 0		
						86 H	Wake Forest	3 2	287 N	Citadel	3 0		
						93 A	Loyola (Ill.)	3 1					
LAST 10 GAMES													
11 N	Colorado St.	0 3	62 A	Florida St.	3 2								
61 N	American	3 0	59 H	Virginia	2 3								
4 N	Georgia Tech	3 1	48 A	North Carolina	2 3								
75 N	Clemson	3 0	221 A	North Carolina St.	3 0								
142 N	Duke	3 2	4 H	Georgia Tech	3 2								

Non-Div. I Games:

Maryland

Average RPI Win:	80	WON-LOST RECORD	WINNING PCT. RANK	LAST 10 GAMES	STRENGTH OF SCHEDULE	OPP. STRENGTH OF SCHEDULE	TEAM RPI	ADJ RPI	CONF. RPI	ADJ CONF. RPI		
DIV. I ONLY		19- 9	.67857	65	7- 3	15	18	21	.62931	19	6	6
DIV. I NON-CONF.		5- 5	.5	153	1- 1	3	5	20	.64213	19	4	4
<hr/>												
TOTALS	RPI 1-25	RPI 26-50		W-L RECORDS		RPI 51-100		RPI 101-150		RPI 150+		
19- 9	0- 3	7- 4		OVERALL		6- 1		4- 1		2- 0		
9- 1	0- 0	4- 0		HOME		3- 0		1- 1		1- 0		
7- 5	0- 1	2- 3		AWAY		2- 1		2- 0		1- 0		
3- 3	0- 2	1- 1		NEUTRAL		1- 0		1- 0		0- 0		
<hr/>												
5- 5	0- 3	3- 2		NON-CONFERENCE		1- 0		1- 0		0- 0		
1- 0	0- 0	1- 0		HOME		0- 0		0- 0		0- 0		
1- 2	0- 1	1- 1		AWAY		0- 0		0- 0		0- 0		
3- 3	0- 2	1- 1		NEUTRAL		1- 0		1- 0		0- 0		
<hr/>												
14- 4	0- 0	4- 2		CONFERENCE		5- 1		3- 1		2- 0		
8- 1	0- 0	3- 0		HOME		3- 0		1- 1		1- 0		
6- 3	0- 0	1- 2		AWAY		2- 1		2- 0		1- 0		
0- 0	0- 0	0- 0		NEUTRAL		0- 0		0- 0		0- 0		
<hr/>												
RPI	S	Opponent	Score	RPI	S	Opponent	Score	RPI	S	Opponent	Score	
2	N	Florida	0 3	27	A	Loyola Marymount	1 3	51	A	Pacific (Cal.)	3 2	
5	A	Pepperdine	0 3	30	A	Arizona	3 1	51	H	Pacific (Cal.)	3 1	
22	N	Northern Iowa	2 3	30	H	Arizona	3 0	61	N	American	3 1	
				33	N	New Mexico St.	1 3	64	A	Utah St.	3 0	
				38	A	Long Beach St.	3 1	64	H	Utah St.	3 2	
				38	H	Long Beach St.	3 0	83	A	Idaho	1 3	
				40	A	UC Irvine	2 3	83	H	Idaho	3 1	
				40	H	UC Irvine	3 1					
				41	N	San Diego	3 0					
				44	A	Cal St. Northridge	1 3					
				44	H	Cal St. Northridge	3 0					
<hr/>												
LAST 10 GAMES												
				22	N	Northern Iowa	2 3	64	A	Utah St.	3 0	
				30	H	Arizona	3 0	83	A	Idaho	1 3	
				103	H	Cal Poly	2 3	51	H	Pacific (Cal.)	3 1	
				40	H	UC Irvine	3 1	44	H	Cal St. Northridge	3 0	
				38	H	Long Beach St.	3 0	145	A	UC Riverside	3 0	

Non-Div. I Games:

UC Santa Barb.

P
i
t
t
s
b
u
r
g
h

Pittsburgh

Average RPI Win:	122	WON-LOST RECORD	WINNING PCT. RANK	LAST 10 GAMES	STRENGTH OF SCHEDULE	OPP. STRENGTH OF SCHEDULE	TEAM RPI	ADJ RPI	CONF. RPI	ADJ CONF. RPI				
DIV. I ONLY		27- 6	.81818	18	6- 4	56	88	20	.6272	21	13	13		
DIV. I NON-CONF.		15- 4	.78947	29	1- 2	45	67	22	.63759	23	13	13		
<hr/>														
TOTALS	RPI 1-25	RPI 26-50		W-L RECORDS		RPI 51-100		RPI 101-150		RPI 150+				
27- 6	1- 1	3- 0		OVERALL		8- 2		6- 3		9- 0				
13- 0	1- 0	1- 0		HOME		6- 0		4- 0		1- 0				
8- 2	0- 1	1- 0		AWAY		1- 0		1- 1		5- 0				
6- 4	0- 0	1- 0		NEUTRAL		1- 2		1- 2		3- 0				
<hr/>														
15- 4	0- 1	3- 0		NON-CONFERENCE		4- 2		4- 1		4- 0				
6- 0	0- 0	1- 0		HOME		3- 0		2- 0		0- 0				
3- 1	0- 1	1- 0		AWAY		0- 0		1- 0		1- 0				
6- 3	0- 0	1- 0		NEUTRAL		1- 2		1- 1		3- 0				
<hr/>														
12- 2	1- 0	0- 0		CONFERENCE		4- 0		2- 2		5- 0				
7- 0	1- 0	0- 0		HOME		3- 0		2- 0		1- 0				
5- 1	0- 0	0- 0		AWAY		1- 0		0- 1		4- 0				
0- 1	0- 0	0- 0		NEUTRAL		0- 0		0- 1		0- 0				
<hr/>														
RPI	S	Opponent	Score		RPI	S	Opponent	Score		RPI	S	Opponent	Score	
8	A	Penn St.	1	3	29	A	Dayton	3	0	106	N	George Washington	1	3
15	H	Louisville	3	0	31	N	Southwest Mo. St.	3	1	118	N	Robert Morris	3	0
					33	H	New Mexico St.	3	0	125	H	TCU	3	0
					52	H	Western Ky.	3	0	127	A	South Fla.	1	3
					54	H	Butler	3	0	131	A	George Mason	3	1
					65	N	Ball St.	3	0	135	H	Houston	3	1
					72	N	UCF	2	3	135	N	Houston	1	3
					76	H	Tulane	3	2	136	H	Eastern Ky.	3	0
					78	H	Southern Miss.	3	0	140	H	Marshall	3	0
					81	A	Memphis	3	1	171	N	Hofstra	3	0
					88	N	Western Mich.	1	3	176	A	Miami (Ohio)	3	0
					91	H	Wright St.	3	1	177	H	DePaul	3	0
					96	H	Marquette	3	1	189	A	UAB	3	0
										190	A	St. Louis	3	0
										210	N	Brown	3	0
										217	A	Charlotte	3	1
										231	N	Fairfield	3	0
234	A	East Caro.	3	0										
LAST 10 GAMES														
72	N	UCF	2	3						189	A	UAB	3	0
88	N	Western Mich.	1	3						125	H	TCU	3	0
65	N	Ball St.	3	0						135	H	Houston	3	1
135	N	Houston	1	3						81	A	Memphis	3	1
127	A	South Fla.	1	3	190	A	St. Louis	3	0					

Non-Div. I Games:

Cinninnati

Average RPI Win:		142	WON-LOST RECORD		WINNING PCT. RANK	LAST 10 GAMES		STRENGTH OF SCHEDULE		OPP. STRENGTH OF SCHEDULE	TEAM RPI	ADJ RPI	CONF. RPI	ADJ CONF. RPI	
DIV. I ONLY			28- 6	.82353	16	8- 2		75		78	22	.62711	22	18	18
DIV. I NON-CONF.			10- 4	.71429	61	2- 1		47		8	29	.63125	28	16	15
TOTALS		RPI 1-25	RPI 26-50		W-L RECORDS		RPI 51-100		RPI 101-150		RPI 150+				
28- 6		2- 4	2- 1		OVERALL		9- 1		0- 0		15- 0				
11- 0		1- 0	1- 0		HOME		2- 0		0- 0		7- 0				
11- 5		0- 3	1- 1		AWAY		3- 1		0- 0		7- 0				
6- 1		1- 1	0- 0		NEUTRAL		4- 0		0- 0		1- 0				
10- 4		2- 4	0- 0		NON-CONFERENCE		5- 0		0- 0		3- 0				
2- 0		1- 0	0- 0		HOME		0- 0		0- 0		1- 0				
3- 3		0- 3	0- 0		AWAY		2- 0		0- 0		1- 0				
5- 1		1- 1	0- 0		NEUTRAL		3- 0		0- 0		1- 0				
18- 2		0- 0	2- 1		CONFERENCE		4- 1		0- 0		12- 0				
9- 0		0- 0	1- 0		HOME		2- 0		0- 0		6- 0				
8- 2		0- 0	1- 1		AWAY		1- 1		0- 0		6- 0				
1- 0		0- 0	0- 0		NEUTRAL		1- 0		0- 0		0- 0				
RPI	S	Opponent	Score		RPI	S	Opponent	Score		RPI	S	Opponent	Score		
1	A	Southern California	0	3	31	A	Southwest Mo. St.	1	3	65	N	Ball St.	3	1	
7	A	Nebraska	0	3	31	A	Southwest Mo. St.	3	1	67	A	Wichita St.	3	0	
9	A	Minnesota	1	3	31	H	Southwest Mo. St.	3	2	67	H	Wichita St.	3	0	
9	N	Minnesota	1	3						67	N	Wichita St.	3	1	
17	H	Notre Dame	3	1						79	A	Northern Ill.	3	1	
19	N	UC Santa Barb.	3	2						80	A	Illinois St.	2	3	
										80	H	Illinois St.	3	1	
										88	A	Western Mich.	3	1	
										93	N	Loyola (Ill.)	3	0	
										97	N	South Carolina	3	0	
										</					

Non-Div. I Games:

Northern Iowa

Average RPI Win:		105	WON-LOST RECORD		WINNING PCT. RANK		LAST 10 GAMES		STRENGTH OF SCHEDULE		OPP. STRENGTH OF SCHEDULE		TEAM RPI		ADJ RPI		CONF. RPI		ADJ CONF. RPI		
DIV. I ONLY			22- 11		.66667	73	8- 2		21		20		25		.62707		23	3		3	
DIV. I NON-CONF.			9- 4		.69231	69	1- 1		24		34		23		.6414		20	3		3	
TOTALS		RPI 1-25		RPI 26-50		W-L RECORDS		RPI 51-100		RPI 101-150		RPI 150+									
22- 11		2- 6		4- 4		OVERALL		4- 1		4- 0		8- 0									
11- 4		1- 2		2- 2		HOME		1- 0		2- 0		5- 0									
6- 7		1- 4		0- 2		AWAY		1- 1		1- 0		3- 0									
5- 0		0- 0		2- 0		NEUTRAL		2- 0		1- 0		0- 0									
9- 4		1- 1		2- 2		NON-CONFERENCE		2- 1		2- 0		2- 0									
3- 2		0- 0		0- 2		HOME		0- 0		1- 0		2- 0									
1- 2		1- 1		0- 0		AWAY		0- 1		0- 0		0- 0									
5- 0		0- 0		2- 0		NEUTRAL		2- 0		1- 0		0- 0									
13- 7		1- 5		2- 2		CONFERENCE		2- 0		2- 0		6- 0									
8- 2		1- 2		2- 0		HOME		1- 0		1- 0		3- 0									
5- 5		0- 3		0- 2		AWAY		1- 0		1- 0		3- 0									
0- 0		0- 0		0- 0		NEUTRAL		0- 0		0- 0		0- 0									
RPI	S	Opponent		Score		RPI	S	Opponent		Score		RPI	S	Opponent		Score					
5	A	Pepperdine		1	3	29	N	Dayton		3	2	52	N	Western Ky.		3	0				
6	A	Kansas St.		0	3	34	H	Arkansas		2	3	56	A	Texas		3	2				
6	H	Kansas St.		2	3	37	A	Colorado		2	3	56	H	Texas		3	2				
7	A	Nebraska		0	3	37	H	Colorado		3	0	79	A	Northern Ill.		1	3				
7	H	Nebraska		1	3	38	N	Long Beach St.		3	0	96	N	Marquette		3	0				
9	A	Minnesota		3	2	47	A	Missouri		2	3										
16	A	Texas A&M		2	3	47	H	Missouri		3	2										
16	H	Texas A&M		3	0	48	H	North Carolina		2	3										

Average RPI Win:		103	WON-LOST RECORD		WINNING PCT. RANK		LAST 10 GAMES		STRENGTH OF SCHEDULE		OPP. STRENGTH OF SCHEDULE		TEAM RPI		ADJ RPI		CONF. RPI		ADJ CONF. RPI	
DIV. I ONLY			20- 11		.64516 85		6- 4		6		23		23		.62485 24		4		4	
DIV. I NON-CONF.			9- 8		.52941 147		0- 2		28		7		47		.60076 44		5		5	
TOTALS		RPI 1-25		RPI 26-50		W-L RECORDS		RPI 51-100		RPI 101-150		RPI 150+								
20- 11		0- 7		7- 3		OVERALL		5- 1		3- 0		5- 0								
6- 3		0- 3		3- 0		HOME		1- 0		0- 0		2- 0								
9- 5		0- 3		3- 1		AWAY		3- 1		0- 0		3- 0								
5- 3		0- 1		1- 2		NEUTRAL		1- 0		3- 0		0- 0								
9- 8		0- 5		2- 2		NON-CONFERENCE		3- 1		3- 0		1- 0								
0- 2		0- 2		0- 0		HOME		0- 0		0- 0		0- 0								
4- 3		0- 2		1- 0		AWAY		2- 1		0- 0		1- 0								
5- 3		0- 1		1- 2		NEUTRAL		1- 0		3- 0		0- 0								
11- 3		0- 2		5- 1		CONFERENCE		2- 0		0- 0		4- 0								
6- 1		0- 1		3- 0		HOME		1- 0		0- 0		2- 0								
5- 2		0- 1		2- 1		AWAY		1- 0		0- 0		2- 0								
0- 0		0- 0		0- 0		NEUTRAL		0- 0		0- 0		0- 0								
RPI S	Opponent		Score		RPI S	Opponent		Score		RPI S	Opponent		Score		RPI S	Opponent		Score		
3 H	Hawaii		0 3		26 N	Michigan St.		2 3		51 A	Pacific (Cal.)		1 3		106 N	George Washington		3 0		
4 N	Georgia Tech		0 3		27 A	Loyola Marymount		2 3		53 A	San Francisco		3 0		142 N	Duke		3 1		
5 A	Pepperdine		1 3		27 H	Loyola Marymount		3 2		53 H	San Francisco		3 0		148 N	Rhode Island		3 0		
5 H	Pepperdine		2 3		30 A	Arizona		3 1		70 A	Sacramento St.		3 2		161 A	San Jose St.		3 1		
7 A	Nebraska		1 3		39 N	Utah		2 3		77 N	San Diego St.		3 2		205 A	Portland		3 0		
10 H	Stanford		1 3		41 A	San Diego		3 1		97 A	South Carolina		3 2		205 H	Portland		3 0		
12 A	California		2 3		41 H	San Diego		3 0						225 A	Gonzaga		3 1			
					49 N	Miami (Fla.)		3 2						225 H	Gonzaga		3 1			
					50 A	St. Mary's (Cal.)		3 2												
					50 H	St. Mary's (Cal.)		3 0												
LAST 10 GAMES																				
39 N	Utah		2 3		50 A	St. Mary's (Cal.)		3 2												
10 H	Stanford		1 3		41 A	San Diego		3 1												
27 H	Loyola Marymount		3 2		225 H	Gonzaga		3 1												
5 H	Pepperdine		2 3		205 H	Portland		3 0												
53 A	San Francisco		3 0		5 A	Pepperdine		1 3												

Non-Div. I Games:

Santa Clara

Average RPI Win:		105	WON-LOST		WINNING		LAST 10		STRENGTH OF		OPP. STRENGTH		TEAM		ADJ		CONF.		ADJ CONF.	
Average RPI Loss:		11	RECORD		PCT. RANK		GAMES		SCHEDULE		OF SCHEDULE		RPI		RPI		RPI		RPI	
DIV. I ONLY			23- 9		.71875		51		7- 2		37		38		26		.62297		25	
DIV. I NON-CONF.			12- 1		.92308		6		2- 1		67		171		18		.64621		18	
TOTALS		RPI 1-25		RPI 26-50		W-L RECORDS		RPI 51-100		RPI 101-150		RPI 150+								
23- 9		2- 8		4- 1		OVERALL		4- 0		7- 0		5- 0								
8- 3		1- 3		2- 0		HOME		1- 0		2- 0		2- 0								
9- 5		0- 4		1- 1		AWAY		2- 0		3- 0		2- 0								
6- 1		1- 1		1- 0		NEUTRAL		1- 0		2- 0		1- 0								
12- 1		0- 1		3- 0		NON-CONFERENCE		4- 0		3- 0		1- 0								
2- 0		0- 0		1- 0		HOME		1- 0		0- 0		0- 0								
4- 0		0- 0		1- 0		AWAY		2- 0		1- 0		0- 0								
5- 1		0- 1		1- 0		NEUTRAL		1- 0		2- 0		1- 0								
11- 8		2- 7		1- 1		CONFERENCE		0- 0		4- 0		4- 0								
6- 3		1- 3		1- 0		HOME		0- 0		2- 0		2- 0								
4- 5		0- 4		0- 1		AWAY		0- 0		2- 0		2- 0								
1- 0		1- 0		0- 0		NEUTRAL		0- 0		0- 0		0- 0								
RPI	S	Opponent		Score		RPI	S	Opponent		Score		RPI	S	Opponent		Score				
1	A	Southern California		0	3	28	N	Ohio		3	1	63	H	Northwestern		3	0			
1	H	Southern California		0	3	30	A	Arizona		1	3	74	N	New Hampshire		3	0			
9	N	Minnesota		2	3	30	H	Arizona		3	2	83	A	Idaho		3	0			
10	A	Stanford		0	3	36	A	Wisconsin		3	0	100	A	IPFW		3	0			
10	H	Stanford		3	1	39	H	Utah		3	0									
10	N	Stanford		3	1															
12	A	California		1	3															
12	H	California		2	3															
13	A	UCLA		1	3															
13	H	UCLA		2	3															
LAST 10 GAMES																				
9	N	Minnesota		2	3	30	A	Arizona		1	3									
10	N	Stanford		3	1	163	H	Washington St.		3	0									
39	H	Utah		3	0	193	H	Oregon		3	0									
63	H	Northwestern		3	0	114	H	Oregon St.		3	0									
111	A	Arizona St.		3	0	13	A	UCLA		1	3									

Non-Div. I Games: Utah Valley 3 0

Washington

Average RPI Win:		85	WON-LOST RECORD		WINNING PCT. RANK		LAST 10 GAMES		STRENGTH OF SCHEDULE		OPP. STRENGTH OF SCHEDULE		TEAM RPI	ADJ RPI		CONF. RPI	ADJ CONF. RPI
DIV. I ONLY			19- 12	.6129	98	5- 5			14	4	32	.61953	26	2	2		
DIV. I NON-CONF.			8- 3	.72727	51	0- 1			7	4	12	.67954	13	2	2		
TOTALS		RPI 1-25		RPI 26-50		W-L RECORDS		RPI 51-100		RPI 101-150		RPI 150+					
19- 12		2- 8		5- 2		OVERALL		4- 1		6- 1		2- 0					
6- 5		0- 3		1- 2		HOME		1- 0		3- 0		1- 0					
8- 6		1- 4		2- 0		AWAY		2- 1		2- 1		1- 0					
5- 1		1- 1		2- 0		NEUTRAL		1- 0		1- 0		0- 0					
8- 3		2- 2		2- 1		NON-CONFERENCE		3- 0		1- 0		0- 0					
0- 1		0- 0		0- 1		HOME		0- 0		0- 0		0- 0					
3- 1		1- 1		0- 0		AWAY		2- 0		0- 0		0- 0					
5- 1		1- 1		2- 0		NEUTRAL		1- 0		1- 0		0- 0					
11- 9		0- 6		3- 1		CONFERENCE		1- 1		5- 1		2- 0					
6- 4		0- 3		1- 1		HOME		1- 0		3- 0		1- 0					
5- 5		0- 3		2- 0		AWAY		0- 1		2- 1		1- 0					
0- 0		0- 0		0- 0		NEUTRAL		0- 0		0- 0		0- 0					
RPI	S	Opponent		Score		RPI	S	Opponent		Score		RPI	S	Opponent		Score	
4	N	Georgia Tech		0	3	29	H	Dayton		2	3	61	A	American		3	1
7	A	Nebraska		0	3	32	A	Michigan		3	2	63	A	Northwestern		0	3
8	A	Penn St.		2	3	32	H	Michigan		0	3	63	H	Northwestern		3	0
8	H	Penn St.		2	3	36	A	Wisconsin		3	2	71	N	Tennessee		3	2
9	A	Minnesota		1	3	36	H	Wisconsin		3	1	97	A	South Carolina		3	1
9	H	Minnesota		0	3	41	N	San Diego		3	1						
14	A	Illinois		0	3	48	N	North Carolina		3	0						
14	H	Illinois		0	3												
18	A	Maryland		3	0												
24	N	Santa Clara		3	2												
LAST 10 GAMES																	
29	H	Dayton		2	3	8	A	Penn St.		2	3						
14	A	Illinois		0	3	109	A	Ohio St.		3	1						
63	A	Northwestern		0	3	36	A	Wisconsin		3	2						
200	H	Iowa		3	0	32	A	Michigan		3	2						
9	H	Minnesota		0	3	117	H	Purdue		3	1						

Non-Div. I Games:

Michigan St.

Average RPI Win:	119	WON-LOST	WINNING	LAST 10	STRENGTH OF	OPP. STRENGTH	TEAM	ADJ	CONF.	ADJ CONF.			
Average RPI Loss:	36	RECORD	PCT. RANK	GAMES	SCHEDULE	OF SCHEDULE	RPI	RPI	RPI	RPI			
DIV. I ONLY		26- 7	.78788	28	6- 4	88	33	27	.61534	27	4	4	
DIV. I NON-CONF.		16- 3	.84211	21	1- 1	121	28	37	.60876	38	5	5	
<hr/>													
TOTALS	RPI 1-25	RPI 26-50		W-L RECORDS		RPI 51-100		RPI 101-150		RPI 150+			
26- 7	2- 5	5- 1		OVERALL		6- 0		1- 0		12- 1			
14- 1	2- 1	2- 0		HOME		5- 0		0- 0		5- 0			
6- 6	0- 4	1- 1		AWAY		1- 0		1- 0		3- 1			
6- 0	0- 0	2- 0		NEUTRAL		0- 0		0- 0		4- 0			
<hr/>													
16- 3	1- 2	2- 0		NON-CONFERENCE		4- 0		1- 0		8- 1			
8- 0	1- 0	0- 0		HOME		4- 0		0- 0		3- 0			
2- 3	0- 2	0- 0		AWAY		0- 0		1- 0		1- 1			
6- 0	0- 0	2- 0		NEUTRAL		0- 0		0- 0		4- 0			
<hr/>													
10- 4	1- 3	3- 1		CONFERENCE		2- 0		0- 0		4- 0			
6- 1	1- 1	2- 0		HOME		1- 0		0- 0		2- 0			
4- 3	0- 2	1- 1		AWAY		1- 0		0- 0		2- 0			
0- 0	0- 0	0- 0		NEUTRAL		0- 0		0- 0		0- 0			
<hr/>													
RPI S	Opponent	Score	RPI S	Opponent	Score	RPI S	Opponent	Score	RPI S	Opponent	Score		
1 A	Southern California	0 3	29 N	Dayton	3 2	53 A	San Francisco	3 2	145 A	UC Riverside	3 0		
3 A	Hawaii	0 3	41 A	San Diego	3 1	53 H	San Francisco	3 1	157 H	UNLV	3 0		
5 A	Pepperdine	1 3	41 H	San Diego	3 1	57 H	Eastern Wash.	3 2	157 N	UNLV	3 0		
5 H	Pepperdine	2 3	44 N	Cal St. Northridge	3 0	60 H	Northeastern	3 0	163 A	Washington St.	1 3		
19 H	UC Santa Barb.	3 1	50 A	St. Mary's (Cal.)	2 3	70 H	Sacramento St.	3 0	167 H	Creighton	3 0		
24 A	Santa Clara	2 3	50 H	St. Mary's (Cal.)	3 2	77 H	San Diego St.	3 0	180 A	Cal St. Fullerton	3 0		
24 H	Santa Clara	3 2							190 N	St. Louis	3 0		
									195 H	West Virginia	3 0		
									199 N	New Mexico	3 0		
									205 A	Portland	3 0		
									205 H	Portland	3 0		
									225 A	Gonzaga	3 0		
									225 H	Gonzaga	3 0		
									231 N	Fairfield	3 0		
<hr/>													
LAST 10 GAMES													
1 A Southern California						0 3	225 H Gonzaga						3 0
44 N Cal St. Northridge						3 0	5 H Pepperdine						2 3
24 A Santa Clara						2 3	50 A St. Mary's (Cal.)						2 3
41 A San Diego						3 1	53 A San Francisco						3 2
205 H Portland						3 0	41 H San Diego						3 1

Average RPI Win: 128		WON-LOST RECORD		WINNING PCT. RANK		LAST 10 GAMES		STRENGTH OF SCHEDULE		OPP. STRENGTH OF SCHEDULE		TEAM RPI		ADJ RPI		CONF. RPI		ADJ CONF. RPI					
DIV. I ONLY		28- 5		.84848 11		8- 2		108		57		24		.61509 28		12		12					
DIV. I NON-CONF.		10- 4		.71429 61		0- 1		84		20		46		.59696 47		9		9					
TOTALS		RPI 1-25		RPI 26-50		W-L RECORDS		RPI 51-100		RPI 101-150		RPI 150+											
28- 5		0- 2		1- 2		OVERALL		9- 1		10- 0		8- 0											
9- 0		0- 0		0- 0		HOME		1- 0		4- 0		4- 0											
12- 2		0- 1		0- 0		AWAY		6- 1		3- 0		3- 0											
7- 3		0- 1		1- 2		NEUTRAL		2- 0		3- 0		1- 0											
10- 4		0- 2		1- 2		NON-CONFERENCE		3- 0		4- 0		2- 0											
1- 0		0- 0		0- 0		HOME		0- 0		1- 0		0- 0											
4- 1		0- 1		0- 0		AWAY		2- 0		1- 0		1- 0											
5- 3		0- 1		1- 2		NEUTRAL		1- 0		2- 0		1- 0											
18- 1		0- 0		0- 0		CONFERENCE		6- 1		6- 0		6- 0											
8- 0		0- 0		0- 0		HOME		1- 0		3- 0		4- 0											
8- 1		0- 0		0- 0		AWAY		4- 1		2- 0		2- 0											
2- 0		0- 0		0- 0		NEUTRAL		1- 0		1- 0		0- 0											
RPI	S	Opponent		Score		RPI	S	Opponent		Score		RPI	S	Opponent		Score							
6	A	Kansas St.		0	3	39	N	Utah		0	3	65	A	Ball St.		3	0	111	A	Arizona St.	3	1	
25	N	Washington		1	3	41	N	San Diego		1	3	65	A	Ball St.		3	0	112	H	Central Mich.	3	0	
						47	N	Missouri		3	1	70	N	Sacramento St.		3	2	116	H	Morehead St.	3	0	
												79	H	Northern Ill.		3	0	121	N	Kentucky	3	0	
												85	A	Akron		2	3	134	A	Kent St.	3	1	
												88	A	Western Mich.		3	1	134	H	Kent St.	3	1	
												88	N	Western Mich.		3	2	140	A	Marshall	3	0	
												96	A	Marquette		3	1	140	H	Marshall	3	0	
												98	A	Eastern Mich.		3	1	140	N	Marshall	3	0	
												100	A	IPFW		3	0	146	N	Middle Tenn.	3	1	
																		176	A	Miami (Ohio)	3	0	
																		176	H	Miami (Ohio)	3	0	
																		178	H	Toledo	3	1	
																		186	A	Buffalo	3	0	
																		186	H	Buffalo	3	0	
																		188	N	Bradley	3	0	
																		196	H	Bowling Green	3	0	
																		199	A	New Mexico	3	1	
						LAST 10 GAMES																	
						6	A	Kansas St.		0	3	134	H	Kent St.		3	1						
						140	N	Marshall		3	0	85	A	Akron		2	3						
						65	A	Ball St.		3	0	186	A	Buffalo		3	0						
						88	N	Western Mich.		3	2	140	H	Marshall		3	0						
						186	H	Buffalo		3	0	178	H	Toledo		3	1						

Non-Div. I Games:

Ohio

Average RPI Win:	128	WON-LOST RECORD	WINNING PCT. RANK	LAST 10 GAMES	STRENGTH OF SCHEDULE	OPP. STRENGTH OF SCHEDULE	TEAM RPI	ADJ RPI	CONF. RPI	ADJ CONF. RPI					
DIV. I ONLY		26- 10	.72222	50	8- 2	34	79	28	.61499	29	16	15			
DIV. I NON-CONF.		12- 8	.6	113	1- 1	30	21	39	.61339	36	14	14			
<hr/>															
TOTALS	RPI 1-25	RPI 26-50		W-L RECORDS		RPI 51-100		RPI 101-150		RPI 150+					
26- 10	1- 4	1- 2		OVERALL		8- 2		8- 2		8- 0					
10- 1	0- 1	0- 0		HOME		2- 0		4- 0		4- 0					
10- 5	1- 1	1- 1		AWAY		3- 1		2- 2		3- 0					
6- 4	0- 2	0- 1		NEUTRAL		3- 1		2- 0		1- 0					
<hr/>															
12- 8	1- 4	1- 2		NON-CONFERENCE		6- 1		2- 1		2- 0					
3- 1	0- 1	0- 0		HOME		1- 0		1- 0		1- 0					
4- 3	1- 1	1- 1		AWAY		2- 0		0- 1		0- 0					
5- 4	0- 2	0- 1		NEUTRAL		3- 1		1- 0		1- 0					
<hr/>															
14- 2	0- 0	0- 0		CONFERENCE		2- 1		6- 1		6- 0					
7- 0	0- 0	0- 0		HOME		1- 0		3- 0		3- 0					
6- 2	0- 0	0- 0		AWAY		1- 1		2- 1		3- 0					
1- 0	0- 0	0- 0		NEUTRAL		0- 0		1- 0		0- 0					
<hr/>															
RPI S	Opponent	Score		RPI S	Opponent	Score		RPI S	Opponent	Score		RPI S	Opponent	Score	
7 N	Nebraska	0	3	26 A	Michigan St.	3	2	54 A	Butler	3	0	105 H	Stony Brook	3	0
9 A	Minnesota	0	3	27 N	Loyola Marymount	2	3	65 N	Ball St.	3	0	106 A	George Washington	3	1
20 A	Pittsburgh	3	0	41 A	San Diego	1	3	69 A	Temple	3	0	106 H	George Washington	3	0
21 H	Cincinnati	0	3					69 A	Temple	2	3	106 N	George Washington	3	0
23 N	Kansas	2	3					69 H	Temple	3	1	108 A	Xavier	2	3
								82 H	Towson	3	2	108 H	Xavier	3	0
								85 N	Akron	1	3	118 N	Robert Morris	3	0
								91 A	Wright St.	3	0	136 A	Eastern Ky.	2	3
								96 N	Marquette	3	2	148 A	Rhode Island	3	0
								100 N	IPFW	3	1	148 H	Rhode Island	3	1
												165 H	Tulsa	3	0
												172 A	Duquesne	3	1
												172 H	Duquesne	3	0
												223 A	Fordham	3	0
												223 H	Fordham	3	0
												231 N	Fairfield	3	0
												266 A	La Salle	3	0
												266 H	La Salle	3	0
<hr/>															
LAST 10 GAMES															
	7 N	Nebraska	0	3		223 H	Fordham	3	0						
	26 A	Michigan St.	3	2		108 A	Xavier	2	3						
	69 A	Temple	3	0		106 H	George Washington	3	0						
	106 N	George Washington	3	0		172 H	Duquesne	3	0						
	148 H	Rhode Island	3	1		266 A	La Salle	3	0						

Non-Div. I Games:

Dayton

Average RPI Win: 85		WON-LOST	WINNING	LAST 10	STRENGTH OF		OPP. STRENGTH	TEAM	ADJ		CONF.	ADJ CONF.
Average RPI Loss: 35		RECORD	PCT. RANK	GAMES	SCHEDULE		OF SCHEDULE	RPI	RPI		RPI	RPI
DIV. I ONLY		17- 15	.53125	137	7- 3		4	6	36		.61271	30
DIV. I NON-CONF.		7- 7	.5	153	1- 2		5	13	33		.62328	32
TOTALS		RPI 1-25	RPI 26-50		W-L RECORDS		RPI 51-100		RPI 101-150		RPI 150+	
17- 15		5- 11	2- 1		OVERALL		2- 1		5- 1		3- 1	
11- 6		2- 5	2- 0		HOME		1- 1		4- 0		2- 0	
5- 7		3- 5	0- 0		AWAY		0- 0		1- 1		1- 1	
1- 2		0- 1	0- 1		NEUTRAL		1- 0		0- 0		0- 0	
7- 7		1- 5	2- 1		NON-CONFERENCE		2- 1		2- 0		0- 0	
5- 3		0- 2	2- 0		HOME		1- 1		2- 0		0- 0	
1- 2		1- 2	0- 0		AWAY		0- 0		0- 0		0- 0	
1- 2		0- 1	0- 1		NEUTRAL		1- 0		0- 0		0- 0	
10- 8		4- 6	0- 0		CONFERENCE		0- 0		3- 1		3- 1	
6- 3		2- 3	0- 0		HOME		0- 0		2- 0		2- 0	
4- 5		2- 3	0- 0		AWAY		0- 0		1- 1		1- 1	
0- 0		0- 0	0- 0		NEUTRAL		0- 0		0- 0		0- 0	
RPI S	Opponent	Score	RPI S	Opponent	Score	RPI S	Opponent	Score	RPI S	Opponent	Score	
1 A	Southern California	0 3	33 H	New Mexico St.	3 0	57 N	Eastern Wash.	3 0	111 A	Arizona St.	2 3	
1 H	Southern California	1 3	36 N	Wisconsin	1 3	61 H	American	3 0	111 H	Arizona St.	3 0	
3 A	Hawaii	2 3	49 H	Miami (Fla.)	3 0	77 H	San Diego St.	1 3	114 A	Oregon St.	3 1	
5 A	Pepperdine	3 1							114 H	Oregon St.	3 0	
10 A	Stanford	1 3							148 H	Rhode Island	3 0	
10 H	Stanford	1 3							149 H	Northern Ariz.	3 0	
12 A	California	3 0							163 A	Washington St.	1 3	
12 H	California	0 3							163 H	Washington St.	3 0	
13 A	UCLA	3 1							193 A	Oregon	3 0	
13 H	UCLA	3 0							193 H	Oregon	3 0	
17 N	Notre Dame	1 3										
19 A	UC Santa Barb.	0 3										
19 H	UC Santa Barb.	1 3										
24 H	Santa Clara	1 3										
25 A	Washington	2 3										
25 H	Washington	3 1										
LAST 10 GAMES												
36 N	Wisconsin	1 3	114 A	Oregon St.	3 1							
19 A	UC Santa Barb.	0 3	193 A	Oregon	3 0							
149 H	Northern Ariz.	3 0	1 H	Southern California	1 3							
163 H	Washington St.	3 0	13 H	UCLA	3 0							
25 H	Washington	3 1	12 A	California	3 0							

Non-Div. I Games:

Arizona

Average RPI Win:	160	WON-LOST RECORD	WINNING PCT. RANK	LAST 10 GAMES	STRENGTH OF SCHEDULE	OPP. STRENGTH OF SCHEDULE	TEAM RPI	ADJ RPI	CONF. RPI	ADJ CONF. RPI	
DIV. I ONLY		27- 6	.81818 18	7- 3	90	110	29	.61159 31	18	18	
DIV. I NON-CONF.		9- 4	.69231 69	1- 1	54	62	41	.60568 40	16	15	
<hr/>											
TOTALS	RPI 1-25	RPI 26-50		W-L RECORDS	RPI 51-100		RPI 101-150		RPI 150+		
27- 6	1- 5	2- 1		OVERALL	6- 0		2- 0		16- 0		
14- 1	1- 1	2- 0		HOME	4- 0		0- 0		7- 0		
11- 2	0- 2	0- 0		AWAY	2- 0		2- 0		7- 0		
2- 3	0- 2	0- 1		NEUTRAL	0- 0		0- 0		2- 0		
<hr/>											
9- 4	0- 3	2- 1		NON-CONFERENCE	1- 0		2- 0		4- 0		
4- 0	0- 0	2- 0		HOME	1- 0		0- 0		1- 0		
3- 1	0- 1	0- 0		AWAY	0- 0		2- 0		1- 0		
2- 3	0- 2	0- 1		NEUTRAL	0- 0		0- 0		2- 0		
<hr/>											
18- 2	1- 2	0- 0		CONFERENCE	5- 0		0- 0		12- 0		
10- 1	1- 1	0- 0		HOME	3- 0		0- 0		6- 0		
8- 1	0- 1	0- 0		AWAY	2- 0		0- 0		6- 0		
0- 0	0- 0	0- 0		NEUTRAL	0- 0		0- 0		0- 0		
<hr/>											
RPI S	Opponent	Score	RPI S	Opponent	Score	RPI S	Opponent	Score	RPI S	Opponent	Score
1 N	Southern California	0 3	34 H	Arkansas	3 1	67 A	Wichita St.	3 2	128 A	Oral Roberts	3 1
16 A	Texas A&M	2 3	34 H	Brigham Young	3 0	67 H	Wichita St.	3 0	131 A	George Mason	3 1
21 N	Cincinnati	1 3	34 N	Arkansas	1 3	80 A	Illinois St.	3 1	167 A	Creighton	3 0
22 A	Northern Iowa	2 3				80 H	Illinois St.	3 1	167 H	Creighton	3 0
22 H	Northern Iowa	1 3				80 H	Illinois St.	3 0	174 A	Indiana St.	3 0
22 H	Northern Iowa	3 1				99 H	North Texas	3 0	174 H	Indiana St.	3 0
									185 N	Georgetown	3 1
									188 A	Bradley	3 0
									188 H	Bradley	3 0
									190 H	St. Louis	3 0
									245 A	Southern Ill.	3 0
									245 H	Southern Ill.	3 0
									253 A	Drake	3 0
									253 H	Drake	3 0
									256 A	UMKC	3 0
									259 A	Evansville	3 0
									259 H	Evansville	3 0
									290 N	Centenary (La.)	3 0
<hr/>											
LAST 10 GAMES											
34 N	Arkansas	1 3	22 A	Northern Iowa	2 3						
22 H	Northern Iowa	1 3	253 H	Drake	3 0						
80 H	Illinois St.	3 0	167 H	Creighton	3 0						
67 H	Wichita St.	3 0	256 A	UMKC	3 0						
188 A	Bradley	3 0	245 A	Southern Ill.	3 0						

Non-Div. I Games:

Southwest Mo. St.

Non-Div. I Games:

Loss, Non-Conf, S Site, H Home, A Away, N Neutral Page 32

Average RPI Win:		149	WON-LOST RECORD		WINNING PCT. RANK		LAST 10 GAMES		STRENGTH OF SCHEDULE		OPP. STRENGTH OF SCHEDULE		TEAM RPI		ADJ RPI		CONF. RPI		ADJ CONF. RPI					
DIV. I ONLY			30- 5		.85714		8		9- 1		134		93		31		.61035		33		14		14	
DIV. I NON-CONF.			12- 5		.70588		65		1- 1		108		48		60		.57953		60		15		16	
TOTALS		RPI 1-25		RPI 26-50				W-L RECORDS				RPI 51-100				RPI 101-150				RPI 150+				
30- 5		1- 1		0- 3				OVERALL				7- 1				10- 0				12- 0				
11- 0		0- 0		0- 0				HOME				2- 0				3- 0				6- 0				
13- 2		0- 1		0- 1				AWAY				3- 0				4- 0				6- 0				
6- 3		1- 0		0- 2				NEUTRAL				2- 1				3- 0				0- 0				
12- 5		1- 1		0- 3				NON-CONFERENCE				1- 1				4- 0				6- 0				
4- 0		0- 0		0- 0				HOME				0- 0				1- 0				3- 0				
4- 2		0- 1		0- 1				AWAY				0- 0				1- 0				3- 0				
4- 3		1- 0		0- 2				NEUTRAL				1- 1				2- 0				0- 0				
18- 0		0- 0		0- 0				CONFERENCE				6- 0				6- 0				6- 0				
7- 0		0- 0		0- 0				HOME				2- 0				2- 0				3- 0				
9- 0		0- 0		0- 0				AWAY				3- 0				3- 0				3- 0				
2- 0		0- 0		0- 0				NEUTRAL				1- 0				1- 0				0- 0				
RPI	S	Opponent		Score		RPI	S	Opponent		Score		RPI	S	Opponent		Score		RPI	S	Opponent		Score		
19	N	UC Santa Barb.		3	1	30	A	Arizona		0	3	52	A	Western Ky.		3	2	107	A	Arkansas St.		3	1	
21	A	Cincinnati		0	3	34	N	Brigham Young		0	3	52	A	Western Ky.		3	1	122	A	Denver		3	2	
						45	N	Fresno St.		1	3	54	N	Butler		0	3	122	H	Denver		3	2	
												61	N	American		3	0	123	N	Liberty		3	0	
												95	H	Ark.-Little Rock		3	0	124	H	Texas Tech		3	0	
												95	N	Ark.-Little Rock		3	0	140	N	Marshall		3	1	
												99	A	North Texas		3	0	143	H	Florida Int'l		3	0	
												99	H	North Texas		3	0	143	N	Florida Int'l		3	0	
																		146	A	Middle Tenn.		3	0	
																		149	A	Northern Ariz.		3	0	
																		159	H	Stephen F. Austin		3	0	
																		199	A	New Mexico		3	0	
																		199	H	New Mexico		3	2	
																		208	A	Tex.-Pan American		3	0	
																		209	A	New Orleans		3	0	
																		209	H	New Orleans		3	0	
																		216	A	UTEP		3	0	
																		216	H	UTEP		3	0	
																		237	A	La.-Lafayette		3	1	
																		237	H	La.-Lafayette		3	0	
																		251	A	South Ala.		3	0	
																		251	H	South Ala.		3	0	
LAST 10 GAMES																								
						34	N	Brigham Young		0	3	251	A	South Ala.		3	0							
						52	A	Western Ky.		3	1	99	H	North Texas		3	0							
						95	N	Ark.-Little Rock		3	0	237	H	La.-Lafayette		3	0							
						143	N	Florida Int'l		3	0	216	A	UTEP		3	0							
						209	A	New Orleans		3	0	107	A	Arkansas St.		3	1							

Non-Div. I Games:

New Mexico St.

Average RPI Win:		124	WON-LOST RECORD		WINNING PCT. RANK		LAST 10 GAMES		STRENGTH OF SCHEDULE		OPP. STRENGTH OF SCHEDULE		TEAM RPI		ADJ RPI		CONF. RPI		ADJ CONF. RPI					
DIV. I ONLY			24- 9		.72727		48		7- 3		39		87		30		.60943		34		7		7	
DIV. I NON-CONF.			13- 4		.76471		38		3- 1		39		94		25		.63228		27		7		7	
TOTALS		RPI 1-25		RPI 26-50				W-L RECORDS				RPI 51-100				RPI 101-150				RPI 150+				
24- 9		1- 4		1- 5				OVERALL				8- 0				2- 0				11- 0				
12- 2		1- 1		0- 1				HOME				5- 0				1- 0				4- 0				
6- 5		0- 3		0- 2				AWAY				1- 0				0- 0				5- 0				
6- 2		0- 0		1- 2				NEUTRAL				2- 0				1- 0				2- 0				
13- 4		1- 2		1- 2				NON-CONFERENCE				6- 0				2- 0				2- 0				
6- 0		1- 0		0- 0				HOME				4- 0				1- 0				0- 0				
1- 3		0- 2		0- 1				AWAY				0- 0				0- 0				1- 0				
5- 1		0- 0		1- 1				NEUTRAL				2- 0				1- 0				1- 0				
11- 5		0- 2		0- 3				CONFERENCE				2- 0				0- 0				9- 0				
5- 2		0- 1		0- 1				HOME				1- 0				0- 0				4- 0				
5- 2		0- 1		0- 1				AWAY				1- 0				0- 0				4- 0				
1- 1		0- 0		0- 1				NEUTRAL				0- 0				0- 0				1- 0				
RPI	S	Opponent		Score		RPI	S	Opponent		Score		RPI	S	Opponent		Score		RPI	S	Opponent		Score		
2	A	Florida		0	3	31	A	Southwest Mo. St.		0	3	61	N	American		3	1	109	H	Ohio St.		3	1	
3	A	Hawaii		0	3	33	N	New Mexico St.		3	0	64	H	Utah St.		3	2	129	N	Rutgers		3	0	
8	H	Penn St.		3	2	34	N	Arkansas		2	3	77	A	San Diego St.		3	0	153	A	Air Force		3	2	
11	A	Colorado St.		0	3	39	A	Utah		1	3	77	H	San Diego St.		3	2	153	H	Air Force		3	0	
11	H	Colorado St.		0	3	39	H	Utah		1	3	89	H	Rice		3	1	153	N	Air Force		3	0	
						39	N	Utah		0	3	90	H	Nevada		3	0	157	A	UNLV		3	0	
												98	H	Eastern Mich.		3	0	157	H	UNLV		3	0	
												99	N	North Texas		3	1	173	A	Wyoming		3	1	
																		173	H	Wyoming		3	0	
																		190	N	St. Louis		3	1	
																		199	A	New Mexico		3	0	
																		199	H	New Mexico		3	0	
																		213	A	Weber St.		3	1	
LAST 10 GAMES																								
3	A	Hawaii		0	3	153	N	Air Force		3	0													
33	N	New Mexico St.		3	0	77	A	San Diego St.		3	0													
98	H	Eastern Mich.		3	0	157	A	UNLV		3	0													
64	H	Utah St.		3	2	39	A	Utah		1	3													
39	N	Utah		0	3	153	H	Air Force		3	0													

Non-Div. I Games: Utah Valley 3 0

Brigham Young

Average RPI Win: 138		WON-LOST RECORD		WINNING PCT. RANK		LAST 10 GAMES		STRENGTH OF SCHEDULE		OPP. STRENGTH OF SCHEDULE		TEAM RPI		ADJ RPI		CONF. RPI		ADJ CONF. RPI	
DIV. I ONLY		27- 7		.79412 26		8- 2		100		58		33		.60943 34		11		11	
DIV. I NON-CONF.		10- 5		.66667 79		3- 1		40		37		36		.61799 35		8		8	
TOTALS		RPI 1-25		RPI 26-50		W-L RECORDS		RPI 51-100		RPI 101-150		RPI 150+							
27- 7		1- 3		2- 3		OVERALL		8- 0		3- 1		13- 0							
11- 0		0- 0		0- 0		HOME		4- 0		2- 0		5- 0							
8- 4		1- 2		0- 2		AWAY		2- 0		1- 0		4- 0							
8- 3		0- 1		2- 1		NEUTRAL		2- 0		0- 1		4- 0							
10- 5		1- 1		2- 3		NON-CONFERENCE		2- 0		1- 1		4- 0							
3- 0		0- 0		0- 0		HOME		1- 0		1- 0		1- 0							
1- 3		1- 1		0- 2		AWAY		0- 0		0- 0		0- 0							
6- 2		0- 0		2- 1		NEUTRAL		1- 0		0- 1		3- 0							
17- 2		0- 2		0- 0		CONFERENCE		6- 0		2- 0		9- 0							
8- 0		0- 0		0- 0		HOME		3- 0		1- 0		4- 0							
7- 1		0- 1		0- 0		AWAY		2- 0		1- 0		4- 0							
2- 1		0- 1		0- 0		NEUTRAL		1- 0		0- 0		1- 0							
RPI	S	Opponent		Score		RPI	S	Opponent		Score		RPI	S	Opponent		Score			
2	A	Florida		0	3	31	A	Southwest Mo. St.		1	3	66	A	Georgia		3	1		
2	N	Florida		0	3	31	N	Southwest Mo. St.		3	1	67	H	Wichita St.		3	1		
6	A	Kansas St.		0	3	34	N	Brigham Young		3	2	71	H	Tennessee		3	0		
23	A	Kansas		3	2	47	A	Missouri		1	3	73	H	Alabama		3	1		
						48	N	North Carolina		1	3	73	N	Alabama		3	0		
												97	A	South Carolina		3	0		
												97	H	South Carolina		3	0		
												99	N	North Texas		3	1		
														165 H Tulsa		3	1		
														166 A LSU		3	1		
														166 H LSU		3	0		
														166 N LSU		3	0		
														167 N Creighton		3	0		
														178 N Toledo		3	2		
														190 N St. Louis		3	0		
														219 A Mississippi		3	0		
														219 H Mississippi		3	0		
														233 A Auburn		3	0		
														233 H Auburn		3	1		
														261 A Mississippi St.		3	1		
														261 H Mississippi St.		3	0		
				LAST 10 GAMES															
		6	A	Kansas St.		0	3	73	N	Alabama		3	0						
		31	N	Southwest Mo. St.		3	1	166	N	LSU		3	0						
		128	H	Oral Roberts		3	0	233	A	Auburn		3	0						
		165	H	Tulsa		3	1	166	H	LSU		3	0						
		2	N	Florida		0	3	66	A	Georgia		3	1						

Non-Div. I Games:

Arkansas

Average RPI Win:	116	WON-LOST RECORD	WINNING PCT. RANK	LAST 10 GAMES	STRENGTH OF SCHEDULE	OPP. STRENGTH OF SCHEDULE	TEAM RPI	ADJ RPI	CONF. RPI	ADJ CONF. RPI		
DIV. I ONLY		22- 11	.66667	73	5- 5	47	9	39	.60531	36	2	2
DIV. I NON-CONF.		9- 4	.69231	69	1- 1	70	35	45	.59763	46	2	2
<hr/>												
TOTALS	RPI 1-25	RPI 26-50		W-L RECORDS		RPI 51-100		RPI 101-150		RPI 150+		
22- 11	2- 8	3- 2		OVERALL		3- 1		8- 0		6- 0		
12- 3	2- 2	1- 1		HOME		2- 0		4- 0		3- 0		
6- 7	0- 5	1- 1		AWAY		1- 1		3- 0		1- 0		
4- 1	0- 1	1- 0		NEUTRAL		0- 0		1- 0		2- 0		
<hr/>												
9- 4	0- 4	1- 0		NON-CONFERENCE		2- 0		2- 0		4- 0		
4- 1	0- 1	0- 0		HOME		1- 0		1- 0		2- 0		
1- 2	0- 2	0- 0		AWAY		1- 0		0- 0		0- 0		
4- 1	0- 1	1- 0		NEUTRAL		0- 0		1- 0		2- 0		
<hr/>												
13- 7	2- 4	2- 2		CONFERENCE		1- 1		6- 0		2- 0		
8- 2	2- 1	1- 1		HOME		1- 0		3- 0		1- 0		
5- 5	0- 3	1- 1		AWAY		0- 1		3- 0		1- 0		
0- 0	0- 0	0- 0		NEUTRAL		0- 0		0- 0		0- 0		
<hr/>												
RPI S	Opponent	Score	RPI S	Opponent	Score	RPI S	Opponent	Score	RPI S	Opponent	Score	
4 A	Georgia Tech	2 3	26 A	Michigan St.	1 3	63 A	Northwestern	1 3	109 A	Ohio St.	3 0	
5 N	Pepperdine	0 3	26 H	Michigan St.	2 3	63 H	Northwestern	3 2	109 H	Ohio St.	3 1	
8 A	Penn St.	0 3	30 N	Arizona	3 1	74 H	New Hampshire	3 0	115 A	Indiana	3 2	
8 H	Penn St.	3 2	32 A	Michigan	3 2	84 A	Texas St.	3 0	115 H	Indiana	3 1	
9 A	Minnesota	1 3	32 H	Michigan	3 1				117 A	Purdue	3 1	
9 H	Minnesota	2 3							117 H	Purdue	3 0	
14 A	Illinois	0 3							127 N	South Fla.	3 0	
14 H	Illinois	3 1							142 H	Duke	3 1	
16 A	Texas A&M	0 3							158 N	Louisiana Tech	3 0	
25 H	Washington	0 3							200 A	Iowa	3 0	
									200 H	Iowa	3 0	
									218 N	Western Caro.	3 0	
									221 H	North Carolina St.	3 0	
									256 H	UMKC	3 0	
<hr/>												
LAST 10 GAMES												
16 A	Texas A&M	0 3	109 A	Ohio St.	3 0							
30 N	Arizona	3 1	14 A	Illinois	0 3							
117 H	Purdue	3 0	63 A	Northwestern	1 3							
115 H	Indiana	3 1	26 H	Michigan St.	2 3							
8 A	Penn St.	0 3	32 H	Michigan	3 1							

Non-Div. I Games:

Wisconsin

Colorado

Through Games Of Dec. 21, 2003

Average RPI Win: 122		WON-LOST	WINNING	LAST 10	STRENGTH OF		OPP. STRENGTH	TEAM	ADJ		CONF.	ADJ CONF.
Average RPI Loss: 16		RECORD	PCT. RANK	GAMES	SCHEDULE		OF SCHEDULE	RPI	RPI		RPI	RPI
DIV. I ONLY		21- 10	.67742	67	7- 3		44	19	35		.60514	37
DIV. I NON-CONF.		8- 3	.72727	51	0- 1		80	49	44		.59671	48
TOTALS		RPI 1-25	RPI 26-50		W-L RECORDS		RPI 51-100		RPI 101-150		RPI 150+	
21- 10		2- 8	1- 2		OVERALL		4- 0		5- 0		9- 0	
10- 2		2- 2	1- 0		HOME		1- 0		2- 0		4- 0	
7- 6		0- 5	0- 1		AWAY		1- 0		2- 0		4- 0	
4- 2		0- 1	0- 1		NEUTRAL		2- 0		1- 0		1- 0	
8- 3		0- 2	0- 1		NON-CONFERENCE		2- 0		3- 0		3- 0	
2- 0		0- 0	0- 0		HOME		0- 0		1- 0		1- 0	
2- 1		0- 1	0- 0		AWAY		0- 0		1- 0		1- 0	
4- 2		0- 1	0- 1		NEUTRAL		2- 0		1- 0		1- 0	
13- 7		2- 6	1- 1		CONFERENCE		2- 0		2- 0		6- 0	
8- 2		2- 2	1- 0		HOME		1- 0		1- 0		3- 0	
5- 5		0- 4	0- 1		AWAY		1- 0		1- 0		3- 0	
0- 0		0- 0	0- 0		NEUTRAL		0- 0		0- 0		0- 0	
RPI S	Opponent	Score	RPI S	Opponent	Score	RPI S	Opponent	Score	RPI S	Opponent	Score	
6 A	Kansas St.	0 3	32 N	Michigan	0 3	56 A	Texas	3 0	122 A	Denver	3 0	
6 H	Kansas St.	1 3	47 A	Missouri	0 3	56 H	Texas	3 0	124 A	Texas Tech	3 0	
7 A	Nebraska	0 3	47 H	Missouri	3 2	72 N	UCF	3 0	124 H	Texas Tech	3 1	
7 H	Nebraska	1 3				80 N	Illinois St.	3 2	132 H	Villanova	3 0	
8 N	Penn St.	1 3							148 N	Rhode Island	3 0	
11 A	Colorado St.	1 3							151 A	Iowa St.	3 2	
16 A	Texas A&M	2 3							151 H	Iowa St.	3 1	
16 H	Texas A&M	3 2							152 A	Baylor	3 0	
23 A	Kansas	0 3							152 H	Baylor	3 0	
23 H	Kansas	3 2							169 A	Oklahoma	3 0	
									169 H	Oklahoma	3 0	
									193 H	Oregon	3 0	
									204 A	Maine	3 0	
									227 N	Southeast Mo. St.	3 0	
			LAST 10 GAMES									
			32 N	Michigan	0 3	16 H	Texas A&M	3 2				
			169 A	Oklahoma	3 0	124 A	Texas Tech	3 0				
			7 H	Nebraska	1 3	152 H	Baylor	3 0				
			47 H	Missouri	3 2	6 H	Kansas St.	1 3				
			56 A	Texas	3 0	151 A	Iowa St.	3 2				

Non-Div. I Games:

Colorado

Average RPI Win:		92	WON-LOST RECORD		WINNING PCT. RANK		LAST 10 GAMES		STRENGTH OF SCHEDULE		OPP. STRENGTH OF SCHEDULE		TEAM RPI	ADJ RPI		CONF. RPI	ADJ CONF. RPI						
DIV. I ONLY			19- 11		.63333		90		5- 5		27		29		37	.60287		38	6	6			
DIV. I NON-CONF.			7- 5		.58333		119		2- 3		8		23		27	.6333		25	4	4			
TOTALS		RPI 1-25		RPI 26-50		W-L RECORDS		RPI 51-100		RPI 101-150		RPI 150+											
19- 11		1- 5		2- 4		OVERALL		8- 1		5- 1		3- 0											
12- 5		1- 3		1- 1		HOME		5- 1		4- 0		1- 0											
5- 5		0- 1		0- 3		AWAY		3- 0		1- 1		1- 0											
2- 1		0- 1		1- 0		NEUTRAL		0- 0		0- 0		1- 0											
7- 5		1- 3		1- 1		NON-CONFERENCE		2- 1		2- 0		1- 0											
5- 3		1- 2		0- 0		HOME		2- 1		2- 0		0- 0											
0- 1		0- 0		0- 1		AWAY		0- 0		0- 0		0- 0											
2- 1		0- 1		1- 0		NEUTRAL		0- 0		0- 0		1- 0											
12- 6		0- 2		1- 3		CONFERENCE		6- 0		3- 1		2- 0											
7- 2		0- 1		1- 1		HOME		3- 0		2- 0		1- 0											
5- 4		0- 1		0- 2		AWAY		3- 0		1- 1		1- 0											
0- 0		0- 0		0- 0		NEUTRAL		0- 0		0- 0		0- 0											
RPI	S	Opponent		Score		RPI	S	Opponent		Score		RPI	S	Opponent		Score							
4	H	Georgia Tech		3	2	40	A	UC Irvine		1	3	51	A	Pacific (Cal.)		3	0	103	A	Cal Poly	3	0	
11	H	Colorado St.		0	3	40	H	UC Irvine		2	3	51	H	Pacific (Cal.)		3	1	103	H	Cal Poly	3	0	
12	H	California		1	3	41	A	San Diego		0	3	56	H	Texas		3	1	125	H	TCU	3	0	
19	A	UC Santa Barb.		0	3	44	A	Cal St. Northridge		1	3	57	H	Eastern Wash.		1	3	126	H	Texas-Arlington	3	0	
19	H	UC Santa Barb.		1	3	44	H	Cal St. Northridge		3	1	64	A	Utah St.		3	0	145	A	UC Riverside	1	3	
23	N	Kansas		0	3	45	N	Fresno St.		3	2	64	H	Utah St.		3	1	145	H	UC Riverside	3	0	
												83	A	Idaho		3	0	155	N	Md.-East. Shore		3	0
												83	H	Idaho		3	1	180	A	Cal St. Fullerton		3	1
												90	H	Nevada		3	0	180	H	Cal St. Fullerton		3	0
LAST 10 GAMES																							
23	N	Kansas		0	3	145	H	UC Riverside		3	0												
12	H	California		1	3	180	H	Cal St. Fullerton		3	0												
4	H	Georgia Tech		3	2	103	A	Cal Poly		3	0												
125	H	TCU		3	0	19	A	UC Santa Barb.		0	3												
11	H	Colorado St.		0	3	40	A	UC Irvine		1	3												

Non-Div. I Games:

Long Beach St.

Average RPI Win: 117		WON-LOST RECORD		WINNING PCT. RANK		LAST 10 GAMES		STRENGTH OF SCHEDULE		OPP. STRENGTH OF SCHEDULE		TEAM RPI		ADJ RPI		CONF. RPI		ADJ CONF. RPI	
DIV. I ONLY		22- 9		.70968 52		8- 2		72		70		42		.60021 39		7		7	
DIV. I NON-CONF.		8- 6		.57143 120		2- 1		127		79		108		.53966 95		7		7	
TOTALS		RPI 1-25		RPI 26-50		W-L RECORDS		RPI 51-100		RPI 101-150		RPI 150+							
22- 9		1- 5		5- 1		OVERALL		4- 2		0- 1		11- 0							
11- 2		0- 1		2- 0		HOME		2- 1		0- 0		6- 0							
6- 5		0- 3		1- 0		AWAY		1- 1		0- 1		4- 0							
5- 2		1- 1		2- 1		NEUTRAL		1- 0		0- 0		1- 0							
8- 6		1- 2		2- 1		NON-CONFERENCE		2- 2		0- 1		2- 0							
4- 1		0- 0		1- 0		HOME		1- 1		0- 0		2- 0							
0- 4		0- 2		0- 0		AWAY		0- 1		0- 1		0- 0							
3- 1		1- 0		1- 1		NEUTRAL		1- 0		0- 0		0- 0							
14- 3		0- 3		3- 0		CONFERENCE		2- 0		0- 0		9- 0							
6- 1		0- 1		1- 0		HOME		1- 0		0- 0		4- 0							
6- 1		0- 1		1- 0		AWAY		1- 0		0- 0		4- 0							
2- 1		0- 1		1- 0		NEUTRAL		0- 0		0- 0		1- 0							
RPI	S	Opponent		Score		RPI	S	Opponent		Score		RPI	S	Opponent		Score			
11	A	Colorado St.		1 3		28	N	Ohio		3 0		64	A	Utah St.		0 3			
11	H	Colorado St.		1 3		34	A	Brigham Young		3 1		77	A	San Diego St.		3 0			
11	N	Colorado St.		1 3		34	H	Brigham Young		3 1		77	H	San Diego St.		3 0			
17	A	Notre Dame		2 3		34	N	Brigham Young		3 0		90	H	Nevada		1 3			
24	N	Santa Clara		3 2		41	N	San Diego		2 3		97	N	South Carolina		3 0			
25	A	Washington		0 3		47	H	Missouri		3 0		98	H	Eastern Mich.		3 1			
						LAST 10 GAMES													
						25 A Washington 0 3						173 N Wyoming 3 0							
						24 N Santa Clara 3 2						157 A UNLV 3 2							
						98 H Eastern Mich. 3 1						77 A San Diego St. 3 0							
						11 N Colorado St. 1 3						34 H Brigham Young 3 1							
						34 N Brigham Young 3 0						199 H New Mexico 3 0							

Average RPI Win:		104	WON-LOST RECORD		WINNING PCT. RANK		LAST 10 GAMES		STRENGTH OF SCHEDULE		OPP. STRENGTH OF SCHEDULE		TEAM RPI		ADJ RPI		CONF. RPI		ADJ CONF. RPI					
DIV. I ONLY			24- 10		.70588		57		8- 2		87		28		41		.59853		40		6		6	
DIV. I NON-CONF.			12- 4		.75		41		3- 1		77		31		38		.60844		39		4		4	
TOTALS		RPI 1-25		RPI 26-50				W-L RECORDS				RPI 51-100				RPI 101-150				RPI 150+				
24- 10		1- 3		4- 3				OVERALL				7- 3				7- 1				5- 0				
13- 5		1- 1		2- 2				HOME				5- 1				2- 1				3- 0				
6- 5		0- 2		1- 1				AWAY				1- 2				3- 0				1- 0				
5- 0		0- 0		1- 0				NEUTRAL				1- 0				2- 0				1- 0				
12- 4		0- 2		1- 2				NON-CONFERENCE				4- 0				4- 0				3- 0				
6- 3		0- 1		0- 2				HOME				3- 0				1- 0				2- 0				
1- 1		0- 1		0- 0				AWAY				0- 0				1- 0				0- 0				
5- 0		0- 0		1- 0				NEUTRAL				1- 0				2- 0				1- 0				
12- 6		1- 1		3- 1				CONFERENCE				3- 3				3- 1				2- 0				
7- 2		1- 0		2- 0				HOME				2- 1				1- 1				1- 0				
5- 4		0- 1		1- 1				AWAY				1- 2				2- 0				1- 0				
0- 0		0- 0		0- 0				NEUTRAL				0- 0				0- 0				0- 0				
RPI	S	Opponent		Score		RPI	S	Opponent		Score		RPI	S	Opponent		Score		RPI	S	Opponent		Score		
12	H	California		0	3	38	A	Long Beach St.		3	2	51	A	Pacific (Cal.)		0	3	103	A	Cal Poly		3	2	
13	A	UCLA		0	3	38	H	Long Beach St.		3	1	51	H	Pacific (Cal.)		3	0	103	H	Cal Poly		1	3	
19	A	UC Santa Barb.		1	3	41	H	San Diego		1	3	60	H	Northeastern		3	1	125	N	TCU		3	1	
19	H	UC Santa Barb.		3	2	44	A	Cal St. Northridge		1	3	62	H	Florida St.		3	2	126	A	Texas-Arlington		3	1	
						44	H	Cal St. Northridge		3	0	64	A	Utah St.		3	0	128	N	Oral Roberts		3	0	
						47	N	Missouri		3	2	64	H	Utah St.		1	3	135	H	Houston		3	2	
						50	H	St. Mary's (Cal.)		2	3	83	A	Idaho		2	3	145	A	UC Riverside		3	2	
												83	H	Idaho		3	1	145	H	UC Riverside		3	0	
												89	H	Rice		3	0	161	N	San Jose St.		3	1	
												95	N	Ark.-Little Rock		3	0	171	H	Hofstra		3	1	
																		180	A	Cal St. Fullerton		3	1	
																		180	H	Cal St. Fullerton		3	0	
																		195	H	West Virginia		3	0	
LAST 10 GAMES																								
						13	A	UCLA		0	3	145	H	UC Riverside		3	0							
						47	N	Missouri		3	2	19	A	UC Santa Barb.		1	3							
						125	N	TCU		3	1	103	A	Cal Poly		3	2							
						161	N	San Jose St.		3	1	38	H	Long Beach St.		3	1							
						180	H	Cal St. Fullerton		3	0	83	H	Idaho		3	1							

Non-Div. I Games:

UC Irvine

Average RPI Win:	120	WON-LOST RECORD	WINNING PCT. RANK	LAST 10 GAMES	STRENGTH OF SCHEDULE	OPP. STRENGTH OF SCHEDULE	TEAM RPI	ADJ RPI	CONF. RPI	ADJ CONF. RPI		
Average RPI Loss:	28											
DIV. I ONLY		17- 13	.56667	119	2- 8	16	36	44	.59742	41	4	4
DIV. I NON-CONF.		11- 5	.6875	75	0- 2	37	24	30	.63276	26	5	5
<hr/>												
TOTALS	RPI 1-25	RPI 26-50		W-L RECORDS		RPI 51-100		RPI 101-150		RPI 150+		
17- 13	0- 7	7- 4		OVERALL		2- 2		1- 0		7- 0		
9- 4	0- 2	4- 1		HOME		1- 1		0- 0		4- 0		
5- 7	0- 4	1- 2		AWAY		1- 1		1- 0		2- 0		
3- 2	0- 1	2- 1		NEUTRAL		0- 0		0- 0		1- 0		
<hr/>												
11- 5	0- 3	6- 1		NON-CONFERENCE		1- 1		1- 0		3- 0		
5- 1	0- 0	3- 0		HOME		0- 1		0- 0		2- 0		
3- 2	0- 2	1- 0		AWAY		1- 0		1- 0		0- 0		
3- 2	0- 1	2- 1		NEUTRAL		0- 0		0- 0		1- 0		
<hr/>												
6- 8	0- 4	1- 3		CONFERENCE		1- 1		0- 0		4- 0		
4- 3	0- 2	1- 1		HOME		1- 0		0- 0		2- 0		
2- 5	0- 2	0- 2		AWAY		0- 1		0- 0		2- 0		
0- 0	0- 0	0- 0		NEUTRAL		0- 0		0- 0		0- 0		
<hr/>												
RPI S	Opponent	Score	RPI S	Opponent	Score	RPI S	Opponent	Score	RPI S	Opponent	Score	
5 A	Pepperdine	0 3	26 N	Michigan St.	1 3	53 A	San Francisco	2 3	111 A	Arizona St.	3 0	
5 H	Pepperdine	0 3	27 A	Loyola Marymount	1 3	53 H	San Francisco	3 0	155 H	Md.-East. Shore	3 0	
10 A	Stanford	0 3	27 H	Loyola Marymount	1 3	77 A	San Diego St.	3 0	205 A	Portland	3 0	
13 A	UCLA	0 3	28 N	Ohio	3 1	77 H	San Diego St.	2 3	205 H	Portland	3 1	
19 N	UC Santa Barb.	0 3	29 H	Dayton	3 1				225 A	Gonzaga	3 0	
24 A	Santa Clara	0 3	38 H	Long Beach St.	3 0				225 H	Gonzaga	3 0	
24 H	Santa Clara	1 3	39 N	Utah	3 2				231 H	Fairfield	3 0	
			40 A	UC Irvine	3 1				276 N	Loyola (Md.)	3 0	
			45 H	Fresno St.	3 1							
			50 A	St. Mary's (Cal.)	2 3							
			50 H	St. Mary's (Cal.)	3 1							
LAST 10 GAMES												
13 A	UCLA	0 3	24 H	Santa Clara	1 3							
5 H	Pepperdine	0 3	77 H	San Diego St.	2 3							
27 H	Loyola Marymount	1 3	205 H	Portland	3 1							
50 A	St. Mary's (Cal.)	2 3	225 H	Gonzaga	3 0							
53 A	San Francisco	2 3	27 A	Loyola Marymount	1 3							

Non-Div. I Games:

San Diego

Average RPI Win:		214	WON-LOST RECORD		WINNING PCT. RANK	LAST 10 GAMES		STRENGTH OF SCHEDULE		OPP. STRENGTH OF SCHEDULE	TEAM RPI	ADJ RPI	CONF. RPI	ADJ CONF. RPI	
Average RPI Loss:		7													
DIV. I ONLY			27- 4		.87097	6		124		244	40	.59486	42	30	
DIV. I NON-CONF.			10- 4		.71429	61		31		52	24	.62959	30	31	
TOTALS		RPI 1-25	RPI 26-50		W-L RECORDS		RPI 51-100		RPI 101-150		RPI 150+				
27- 4		0- 4	1- 0		OVERALL		1- 0		4- 0		21- 0				
6- 0		0- 0	0- 0		HOME		0- 0		0- 0		6- 0				
13- 3		0- 3	1- 0		AWAY		1- 0		1- 0		10- 0				
8- 1		0- 1	0- 0		NEUTRAL		0- 0		3- 0		5- 0				
10- 4		0- 4	1- 0		NON-CONFERENCE		1- 0		4- 0		4- 0				
0- 0		0- 0	0- 0		HOME		0- 0		0- 0		0- 0				
5- 3		0- 3	1- 0		AWAY		1- 0		1- 0		2- 0				
5- 1		0- 1	0- 0		NEUTRAL		0- 0		3- 0		2- 0				
17- 0		0- 0	0- 0		CONFERENCE		0- 0		0- 0		17- 0				
6- 0		0- 0	0- 0		HOME		0- 0		0- 0		6- 0				
8- 0		0- 0	0- 0		AWAY		0- 0		0- 0		8- 0				
3- 0		0- 0	0- 0		NEUTRAL		0- 0		0- 0		3- 0				
RPI S	Opponent	Score		RPI S	Opponent	Score		RPI S	Opponent	Score		RPI S	Opponent	Score	
2 A	Florida	0	3	49 A	Miami (Fla.)	3	2	66 A	Georgia	3	0	108 N	Xavier	3	0
4 A	Georgia Tech	0	3									127 A	South Fla.	3	0
10 N	Stanford	2	3									129 N	Rutgers	3	1
11 A	Colorado St.	2	3									147 N	Winthrop	3	0
												155 H	Md.-East. Shore	3	0
												155 N	Md.-East. Shore	3	0
												181 N	Furman	3	0
												188 N	Bradley	3	0
												207 A	Jacksonville	3	0
												226 A	Troy St.	3	0
												232 A	Morgan St.	3	0
												232 N	Morgan St.	3	0
												236 A	N.C. A&T	3	0
												236 H	N.C. A&T	3	0
												260 A	South Carolina St.	3	0
												260 H	South Carolina St.	3	0
												267 A	Hampton	3	0
												267 N	Hampton	3	0
												278 A	Bethune-Cookman	3	0
												278 H	Bethune-Cookman	3	0
												279 A	Howard	3	0
												305 A	Norfolk St.	3	0
												305 H	Norfolk St.	3	0
												308 A	Coppin St.	3	0
												309 H	Delaware St.	3	0
				LAST 10 GAMES											
	4 A	Georgia Tech	0	3		260 H	South Carolina St.	3	0						
	147 N	Winthrop	3	0		236 H	N.C. A&T	3	0						
	155 N	Md.-East. Shore	3	0		226 A	Troy St.	3	0						
	267 N	Hampton	3	0		279 A	Howard	3	0						
	232 N	Morgan St.	3	0		308 A	Coppin St.	3	0						

Non-Div. I Games:

Florida A&M

Average RPI Win:	147	WON-LOST RECORD	WINNING PCT. RANK	LAST 10 GAMES	STRENGTH OF SCHEDULE	OPP. STRENGTH OF SCHEDULE	TEAM RPI	ADJ RPI	CONF. RPI	ADJ CONF. RPI	
Average RPI Loss:	50										
DIV. I ONLY	25- 5	.83333	14	8- 2	142	77	38	.59332	43	8	8
DIV. I NON-CONF.	11- 3	.78571	31	0- 0	217	77	84	.54774	86	10	11
<hr/>											
TOTALS	RPI 1-25	RPI 26-50		W-L RECORDS	RPI 51-100		RPI 101-150		RPI 150+		
25- 5	0- 2	0- 0		OVERALL	10- 3		3- 0		12- 0		
9- 2	0- 0	0- 0		HOME	5- 2		1- 0		3- 0		
11- 1	0- 1	0- 0		AWAY	5- 0		1- 0		5- 0		
5- 2	0- 1	0- 0		NEUTRAL	0- 1		1- 0		4- 0		
<hr/>											
11- 3	0- 2	0- 0		NON-CONFERENCE	2- 1		1- 0		8- 0		
3- 1	0- 0	0- 0		HOME	2- 1		0- 0		1- 0		
3- 1	0- 1	0- 0		AWAY	0- 0		0- 0		3- 0		
5- 1	0- 1	0- 0		NEUTRAL	0- 0		1- 0		4- 0		
<hr/>											
14- 2	0- 0	0- 0		CONFERENCE	8- 2		2- 0		4- 0		
6- 1	0- 0	0- 0		HOME	3- 1		1- 0		2- 0		
8- 0	0- 0	0- 0		AWAY	5- 0		1- 0		2- 0		
0- 1	0- 0	0- 0		NEUTRAL	0- 1		0- 0		0- 0		
<hr/>											
RPI S	Opponent	Score		RPI S	Opponent	Score		RPI S	Opponent	Score	
9 A	Minnesota	0	3					117 N	Purdue	3	0
11 N	Colorado St.	1	3					137 A	Cleveland St.	3	2
								137 H	Cleveland St.	3	1
								177 A	DePaul	3	2
								178 A	Toledo	3	1
								179 A	Ill.-Chicago	3	1
								179 H	Ill.-Chicago	3	0
								190 A	St. Louis	3	0
								206 A	Youngstown St.	3	0
								206 H	Youngstown St.	3	1
								217 N	Charlotte	3	0
								238 N	William & Mary	3	0
								258 H	Eastern Ill.	3	0
								262 N	Niagara	3	0
								266 N	La Salle	3	0
<hr/>											
LAST 10 GAMES											
58 N	Wis.-Green Bay	2	3	93 H	Loyola (Ill.)	2	3				
54 A	Butler	3	1	58 A	Wis.-Green Bay	3	2				
91 A	Wright St.	3	1	137 A	Cleveland St.	3	2				
54 A	Butler	3	2	206 A	Youngstown St.	3	0				
179 H	Ill.-Chicago	3	0	54 H	Butler	3	0				

Non-Div. I Games:

Wis.-Milwaukee

Average RPI Win:		106	WON-LOST RECORD		WINNING PCT. RANK		LAST 10 GAMES		STRENGTH OF SCHEDULE		OPP. STRENGTH OF SCHEDULE		TEAM RPI		ADJ RPI		CONF. RPI		ADJ CONF. RPI	
DIV. I ONLY			16- 13		.55172 128		4- 6		23		31		48		.58812 44		6		6	
DIV. I NON-CONF.			4- 7		.36364 221		0- 3		6		25		61		.57803 61		4		4	
TOTALS		RPI 1-25		RPI 26-50		W-L RECORDS		RPI 51-100		RPI 101-150		RPI 150+								
16- 13		1- 5		2- 5		OVERALL		4- 3		4- 0		5- 0								
9- 4		1- 2		2- 1		HOME		3- 1		2- 0		1- 0								
5- 7		0- 2		0- 3		AWAY		1- 2		2- 0		2- 0								
2- 2		0- 1		0- 1		NEUTRAL		0- 0		0- 0		2- 0								
4- 7		0- 4		0- 3		NON-CONFERENCE		1- 0		0- 0		3- 0								
1- 3		0- 2		0- 1		HOME		1- 0		0- 0		0- 0								
1- 2		0- 1		0- 1		AWAY		0- 0		0- 0		1- 0								
2- 2		0- 1		0- 1		NEUTRAL		0- 0		0- 0		2- 0								
12- 6		1- 1		2- 2		CONFERENCE		3- 3		4- 0		2- 0								
8- 1		1- 0		2- 0		HOME		2- 1		2- 0		1- 0								
4- 5		0- 1		0- 2		AWAY		1- 2		2- 0		1- 0								
0- 0		0- 0		0- 0		NEUTRAL		0- 0		0- 0		0- 0								
RPI	S	Opponent		Score		RPI	S	Opponent		Score		RPI	S	Opponent		Score				
1	H	Southern California		1	3	27	N	Loyola Marymount		0	3	51	A	Pacific (Cal.)		3	2			
11	A	Colorado St.		0	3	38	A	Long Beach St.		1	3	51	H	Pacific (Cal.)		3	0			
12	N	California		1	3	38	H	Long Beach St.		3	1	60	H	Northeastern		3	0			
13	H	UCLA		1	3	40	A	UC Irvine		0	3	64	A	Utah St.		2	3			
19	A	UC Santa Barb.		0	3	40	H	UC Irvine		3	1	64	H	Utah St.		1	3			
19	H	UC Santa Barb.		3	1	45	A	Fresno St.		2	3	83	A	Idaho		0	3			
						50	H	St. Mary's (Cal.)		0	3	83	H	Idaho		3	2			
LAST 10 GAMES																				
						27	N	Loyola Marymount		0	3	45	A	Fresno St.		2	3			
						1	H	Southern California		1	3	145	H	UC Riverside		3	0			
						64	A	Utah St.		2	3	180	H	Cal St. Fullerton		3	1			
						83	A	Idaho		0	3	103	A	Cal Poly		3	2			
						51	A	Pacific (Cal.)		3	2	19	A	UC Santa Barb.		0	3			

Non-Div. I Games:

Cal St. Northridge

Average RPI Win: 140		WON-LOST	WINNING	LAST 10	STRENGTH OF		OPP. STRENGTH	TEAM	ADJ	CONF.	ADJ CONF.							
Average RPI Loss: 59		RECORD	PCT. RANK	GAMES	SCHEDULE		OF SCHEDULE	RPI	RPI	RPI	RPI							
DIV. I ONLY		21- 7	.75 39	7- 3	118		62	43	.58782 45	10	9							
DIV. I NON-CONF.		11- 3	.78571 31	1- 0	93		58	41	.60568 40	11	10							
TOTALS		RPI 1-25	RPI 26-50	W-L RECORDS	RPI 51-100		RPI 101-150	RPI 150+										
21- 7	0- 2	2- 3	OVERALL	4- 0	5- 1	10- 1												
9- 2	0- 1	1- 0	HOME	2- 0	1- 1	5- 0												
6- 3	0- 1	0- 2	AWAY	2- 0	1- 0	3- 0												
6- 2	0- 0	1- 1	NEUTRAL	0- 0	3- 0	2- 1												
11- 3	0- 0	2- 2	NON-CONFERENCE	1- 0	5- 1	3- 0												
3- 1	0- 0	1- 0	HOME	0- 0	1- 1	1- 0												
2- 1	0- 0	0- 1	AWAY	1- 0	1- 0	0- 0												
6- 1	0- 0	1- 1	NEUTRAL	0- 0	3- 0	2- 0												
10- 4	0- 2	0- 1	CONFERENCE	3- 0	0- 0	7- 1												
6- 1	0- 1	0- 0	HOME	2- 0	0- 0	4- 0												
4- 2	0- 1	0- 1	AWAY	1- 0	0- 0	3- 0												
0- 1	0- 0	0- 0	NEUTRAL	0- 0	0- 0	0- 1												
RPI S Opponent	Score	RPI S Opponent	Score	RPI S Opponent	Score	RPI S Opponent	Score											
3 A Hawaii	0 3	33 N New Mexico St.	3 1	70 A Sacramento St.	3 1	103 H Cal Poly	3 1											
3 H Hawaii	0 3	38 N Long Beach St.	2 3	89 H Rice	3 1	114 N Oregon St.	3 1											
		41 A San Diego	1 3	90 A Nevada	3 1	119 H Idaho St.	2 3											
		44 H Cal St. Northridge	3 2	90 H Nevada	3 0	123 N Liberty	3 0											
		46 A Southern Methodist	2 3			145 N UC Riverside	3 1											
						149 A Northern Ariz.	3 2											
						155 N Md.-East. Shore	3 0											
						158 A Louisiana Tech	3 0											
						161 A San Jose St.	3 1											
						161 H San Jose St.	3 1											
						161 N San Jose St.	2 3											
						165 H Tulsa	3 0											
						185 N Georgetown	3 1											
						199 H New Mexico	3 0											
						216 H UTEP	3 1											
						249 A Boise St.	3 0											
						249 H Boise St.	3 1											
		LAST 10 GAMES																
		161 N San Jose St.	2 3	90 H Nevada	3 0													
		249 A Boise St.	3 0	46 A Southern Methodist	2 3													
		44 H Cal St. Northridge	3 2	158 A Louisiana Tech	3 0													
		3 H Hawaii	0 3	216 H UTEP	3 1													
		161 H San Jose St.	3 1	249 H Boise St.	3 1													

Non-Div. I Games:

Fresno St.

Average RPI Win:		144	WON-LOST RECORD		WINNING PCT. RANK	LAST 10 GAMES	STRENGTH OF SCHEDULE		OPP. STRENGTH OF SCHEDULE	TEAM RPI	ADJ RPI	CONF. RPI	ADJ CONF. RPI						
Average RPI Loss:		96																	
DIV. I ONLY			23- 7		.76667	36	8- 2		135	96	45	.586	46						
DIV. I NON-CONF.			11- 4		.73333	50	2- 0		109	80	55	.58205	56						
TOTALS		RPI 1-25	RPI 26-50		W-L RECORDS		RPI 51-100		RPI 101-150		RPI 150+								
23- 7		1- 1	2- 0		OVERALL		4- 2		1- 3		15- 1								
10- 1		0- 0	1- 0		HOME		3- 0		0- 1		6- 0								
7- 4		0- 1	0- 0		AWAY		1- 2		0- 1		6- 0								
6- 2		1- 0	1- 0		NEUTRAL		0- 0		1- 1		3- 1								
11- 4		1- 0	1- 0		NON-CONFERENCE		2- 1		1- 3		6- 0								
4- 1		0- 0	0- 0		HOME		1- 0		0- 1		3- 0								
2- 2		0- 0	0- 0		AWAY		1- 1		0- 1		1- 0								
5- 1		1- 0	1- 0		NEUTRAL		0- 0		1- 1		2- 0								
12- 3		0- 1	1- 0		CONFERENCE		2- 1		0- 0		9- 1								
6- 0		0- 0	1- 0		HOME		2- 0		0- 0		3- 0								
5- 2		0- 1	0- 0		AWAY		0- 1		0- 0		5- 0								
1- 1		0- 0	0- 0		NEUTRAL		0- 0		0- 0		1- 1								
RPI S	Opponent		Score	RPI S	Opponent		Score	RPI S	Opponent		Score	RPI S	Opponent		Score				
3	A	Hawaii	0	3	45	H	Fresno St.	3	2	86	A	Wake Forest	1	3	103	A	Cal Poly	2	3
18	N	Maryland	3	2	50	N	St. Mary's (Cal.)	3	1	89	A	Rice	0	3	108	N	Xavier	3	0
										89	H	Rice	3	2	111	H	Arizona St.	0	3
										90	H	Nevada	3	1	121	N	Kentucky	2	3
										93	A	Loyola (Ill.)	3	1	152	H	Baylor	3	1
										99	H	North Texas	3	0	154	N	Texas-San Antonio	3	2
															158	A	Louisiana Tech	3	0
															158	H	Louisiana Tech	3	0
															158	N	Louisiana Tech	3	0
															159	H	Stephen F. Austin	3	1
															161	A	San Jose St.	3	1
															161	N	San Jose St.	1	3
															165	A	Tulsa	3	1
															165	H	Tulsa	3	1
															183	H	Chattanooga	3	0
															211	N	Tennessee Tech	3	1
															212	A	Sam Houston St.	3	1
															216	A	UTEP	3	0
															216	H	UTEP	3	0
															249	A	Boise St.	3	0
				LAST 10 GAMES															
															161	N	San Jose St.	1	3
															212	A	Sam Houston St.	3	1
															165	A	Tulsa	3	1
															89	A	Rice	0	3
															45	H	Fresno St.	3	2
															90	H	Nevada	3	1

Non-Div. I Games:

Southern Methodist

Missouri

Average RPI Win:		129	WON-LOST RECORD		WINNING PCT. RANK	LAST 10 GAMES	STRENGTH OF SCHEDULE		OPP. STRENGTH OF SCHEDULE	TEAM RPI	ADJ RPI	CONF. RPI	ADJ CONF. RPI		
Average RPI Loss:		41	20- 12		.625	94	5- 5		53	43	49	.58538	48	5	5
DIV. I ONLY			10- 5		.66667	79	1- 0		111	39	74	.57131	69	6	6
DIV. I NON-CONF.															
TOTALS		RPI 1-25	RPI 26-50		W-L RECORDS		RPI 51-100		RPI 101-150		RPI 150+				
20- 12		2- 5	1- 1		OVERALL		7- 6		2- 0		8- 0				
11- 3		1- 2	0- 0		HOME		5- 1		1- 0		4- 0				
6- 6		1- 2	0- 0		AWAY		2- 4		1- 0		2- 0				
3- 3		0- 1	1- 1		NEUTRAL		0- 1		0- 0		2- 0				
10- 5		1- 2	1- 1		NON-CONFERENCE		2- 2		0- 0		6- 0				
5- 1		0- 1	0- 0		HOME		2- 0		0- 0		3- 0				
2- 2		1- 0	0- 0		AWAY		0- 2		0- 0		1- 0				
3- 2		0- 1	1- 1		NEUTRAL		0- 0		0- 0		2- 0				
10- 7		1- 3	0- 0		CONFERENCE		5- 4		2- 0		2- 0				
6- 2		1- 1	0- 0		HOME		3- 1		1- 0		1- 0				
4- 4		0- 2	0- 0		AWAY		2- 2		1- 0		1- 0				
0- 1		0- 0	0- 0		NEUTRAL		0- 1		0- 0		0- 0				
RPI	S	Opponent	Score	RPI	S	Opponent	Score	RPI	S	Opponent	Score	RPI	S	Opponent	Score
2	N	Florida	0 3	26	N	Michigan St.	0 3	59	A	Virginia	3 0	142	A	Duke	3 0
4	A	Georgia Tech	1 3	34	N	Arkansas	3 1	59	H	Virginia	2 3	142	H	Duke	3 2
4	H	Georgia Tech	0 3					59	N	Virginia	2 3	167	N	Creighton	3 1
17	H	Notre Dame	1 3					62	A	Florida St.	0 3	182	H	James Madison	3 0
18	A	Maryland	0 3					62	H	Florida St.	3 2	193	H	Oregon	3 0
18	H	Maryland	3 2					63	A	Northwestern	0 3	217	H	Charlotte	3 0
23	A	Kansas	3 2					69	H	Temple	3 0	221	A	North Carolina St.	3 0
								75	A	Clemson	3 2	221	H	North Carolina St.	3 1
								75	H	Clemson	3 1	246	A	Davidson	3 0
								86	A	Wake Forest	1 3	257	N	Chicago St.	3 0
								86	H	Wake Forest	3 1				
								97	A	South Carolina	1 3				
								97	H	South Carolina	3 0				
LAST 10 GAMES															
				97	H	South Carolina	3 0					18	H	Maryland	3 2
				59	N	Virginia	2 3					62	A	Florida St.	0 3
				142	A	Duke	3 0					221	H	North Carolina St.	3 1
				86	A	Wake Forest	1 3					75	A	Clemson	3 2
				59	H	Virginia	2 3					4	A	Georgia Tech	1 3

Non-Div. I Games:

North Carolina

Average RPI Win: 150		WON-LOST	WINNING	LAST 10	STRENGTH OF		OPP. STRENGTH	TEAM	ADJ		CONF.	ADJ CONF.
Average RPI Loss: 41		RECORD	PCT. RANK	GAMES	SCHEDULE		OF SCHEDULE	RPI	RPI		RPI	RPI
DIV. I ONLY		22-9	.70968	52	6-4		95	82	47		.58055	49
DIV. I NON-CONF.		13-5	.72222	57	2-0		120	68	65		.57289	66
TOTALS		RPI 1-25	RPI 26-50		W-L RECORDS		RPI 51-100		RPI 101-150		RPI 150+	
22-9		0-4	0-2		OVERALL		2-3		12-0		8-0	
12-3		0-1	0-1		HOME		1-1		7-0		4-0	
6-5		0-2	0-1		AWAY		0-2		3-0		3-0	
4-1		0-1	0-0		NEUTRAL		1-0		2-0		1-0	
13-5		0-1	0-2		NON-CONFERENCE		2-2		8-0		3-0	
7-2		0-0	0-1		HOME		1-1		5-0		1-0	
2-2		0-0	0-1		AWAY		0-1		1-0		1-0	
4-1		0-1	0-0		NEUTRAL		1-0		2-0		1-0	
9-4		0-3	0-0		CONFERENCE		0-1		4-0		5-0	
5-1		0-1	0-0		HOME		0-0		2-0		3-0	
4-3		0-2	0-0		AWAY		0-1		2-0		2-0	
0-0		0-0	0-0		NEUTRAL		0-0		0-0		0-0	
RPI S	Opponent	Score	RPI S	Opponent	Score	RPI S	Opponent	Score	RPI S	Opponent	Score	
17 A	Notre Dame	0 3	30 A	Arizona	0 3	62 A	Florida St.	1 3	113 A	St. John's (N.Y.)	3 0	
17 A	Notre Dame	1 3	42 H	Florida A&M	2 3	63 H	Northwestern	1 3	115 H	Indiana	3 1	
20 H	Pittsburgh	1 3				72 H	UCF	3 1	127 A	South Fla.	3 0	
24 N	Santa Clara	2 3				77 N	San Diego St.	3 1	129 A	Rutgers	3 1	
						94 A	Connecticut	1 3	131 H	George Mason	3 0	
									132 H	Villanova	3 0	
									134 H	Kent St.	3 0	
									136 N	Eastern Ky.	3 2	
									143 H	Florida Int'l	3 0	
									144 H	Boston College	3 0	
									148 N	Rhode Island	3 1	
									150 H	Manhattan	3 0	
									156 H	Virginia Tech	3 0	
									164 A	Syracuse	3 2	
									170 A	Seton Hall	3 0	
									185 H	Georgetown	3 0	
									195 H	West Virginia	3 0	
									197 A	Fla. Atlantic	3 0	
									207 N	Jacksonville	3 0	
									269 H	Columbia	3 0	
LAST 10 GAMES												
17 A	Notre Dame	1 3	20 H	Pittsburgh	1 3							
156 H	Virginia Tech	3 0	195 H	West Virginia	3 0							
17 A	Notre Dame	0 3	197 A	Fla. Atlantic	3 0							
164 A	Syracuse	3 2	113 A	St. John's (N.Y.)	3 0							
72 H	UCF	3 1	94 A	Connecticut	1 3							

Non-Div. I Games:

Miami (Fla.)

Average RPI Win: 141		WON-LOST RECORD		WINNING PCT. RANK		LAST 10 GAMES		STRENGTH OF SCHEDULE		OPP. STRENGTH OF SCHEDULE		TEAM RPI		ADJ RPI		CONF. RPI		ADJ CONF. RPI	
DIV. I ONLY		20- 13		.60606 101		5- 5		51		56		53		.57848 50		4		4	
DIV. I NON-CONF.		14- 5		.73684 49		1- 1		83		64		48		.59795 45		5		5	
TOTALS		RPI 1-25		RPI 26-50		W-L RECORDS		RPI 51-100		RPI 101-150		RPI 150+							
20- 13		0- 6		4- 3		OVERALL		3- 3		3- 1		10- 0							
5- 5		0- 2		2- 0		HOME		0- 2		0- 1		3- 0							
7- 7		0- 4		2- 2		AWAY		0- 1		2- 0		3- 0							
8- 1		0- 0		0- 1		NEUTRAL		3- 0		1- 0		4- 0							
14- 5		0- 2		2- 1		NON-CONFERENCE		3- 1		3- 1		6- 0							
1- 2		0- 0		0- 0		HOME		0- 1		0- 1		1- 0							
5- 2		0- 2		2- 0		AWAY		0- 0		2- 0		1- 0							
8- 1		0- 0		0- 1		NEUTRAL		3- 0		1- 0		4- 0							
6- 8		0- 4		2- 2		CONFERENCE		0- 2		0- 0		4- 0							
4- 3		0- 2		2- 0		HOME		0- 1		0- 0		2- 0							
2- 5		0- 2		0- 2		AWAY		0- 1		0- 0		2- 0							
0- 0		0- 0		0- 0		NEUTRAL		0- 0		0- 0		0- 0							
RPI	S	Opponent		Score		RPI	S	Opponent		Score		RPI	S	Opponent		Score			
5	A	Pepperdine		1 3		27	A	Loyola Marymount		2 3		53	A	San Francisco		1 3			
5	H	Pepperdine		0 3		27	H	Loyola Marymount		3 2		53	H	San Francisco		2 3			
10	A	Stanford		0 3		40	A	UC Irvine		3 2		56	N	Texas		3 0			
12	A	California		0 3		41	A	San Diego		1 3		60	N	Northeastern		3 1			
24	A	Santa Clara		0 3		41	H	San Diego		3 2		62	N	Florida St.		3 2			
24	H	Santa Clara		2 3		44	A	Cal St. Northridge		3 0		70	H	Sacramento St.		1 3			
						46	N	Southern Methodist		1 3									
LAST 10 GAMES																			
12	A	California		0 3		205	A	Portland		3 1									
53	H	San Francisco		2 3		27	H	Loyola Marymount		3 2									
41	H	San Diego		3 2		5	H	Pepperdine		0 3									
24	H	Santa Clara		2 3		161	H	San Jose St.		3 0									
225	A	Gonzaga		3 0		53	A	San Francisco		1 3									

Non-Div. I Games:

St. Mary's (Cal.)

Average RPI Win:	113	WON-LOST RECORD	WINNING PCT. RANK	LAST 10 GAMES	STRENGTH OF SCHEDULE	OPP. STRENGTH OF SCHEDULE	TEAM RPI	ADJ RPI	CONF. RPI	ADJ CONF. RPI		
DIV. I ONLY		18- 14	.5625	121	5- 5	41	26	57	.57836	51	6	6
DIV. I NON-CONF.		9- 5	.64286	94	4- 2	29	22	31	.62394	31	4	4
<hr/>												
TOTALS	RPI 1-25	RPI 26-50		W-L RECORDS		RPI 51-100		RPI 101-150		RPI 150+		
18- 14	1- 6	1- 5		OVERALL		6- 3		5- 0		5- 0		
12- 4	1- 2	1- 2		HOME		4- 0		3- 0		3- 0		
3- 10	0- 4	0- 3		AWAY		0- 3		2- 0		1- 0		
3- 0	0- 0	0- 0		NEUTRAL		2- 0		0- 0		1- 0		
9- 5	1- 4	0- 0		NON-CONFERENCE		4- 1		1- 0		3- 0		
6- 1	1- 1	0- 0		HOME		2- 0		1- 0		2- 0		
0- 4	0- 3	0- 0		AWAY		0- 1		0- 0		0- 0		
3- 0	0- 0	0- 0		NEUTRAL		2- 0		0- 0		1- 0		
9- 9	0- 2	1- 5		CONFERENCE		2- 2		4- 0		2- 0		
6- 3	0- 1	1- 2		HOME		2- 0		2- 0		1- 0		
3- 6	0- 1	0- 3		AWAY		0- 2		2- 0		1- 0		
0- 0	0- 0	0- 0		NEUTRAL		0- 0		0- 0		0- 0		
RPI S	Opponent	Score	RPI S	Opponent	Score	RPI S	Opponent	Score	RPI S	Opponent	Score	
3 A	Hawaii	1 3	38 A	Long Beach St.	1 3	53 N	San Francisco	3 0	103 A	Cal Poly	3 1	
5 H	Pepperdine	1 3	38 H	Long Beach St.	0 3	55 H	Pennsylvania	3 0	103 H	Cal Poly	3 0	
10 A	Stanford	0 3	40 A	UC Irvine	0 3	64 A	Utah St.	1 3	114 H	Oregon St.	3 0	
10 A	Stanford	1 3	40 H	UC Irvine	3 0	64 H	Utah St.	3 0	145 A	UC Riverside	3 1	
19 A	UC Santa Barb.	1 3	44 A	Cal St. Northridge	1 3	67 N	Wichita St.	3 1	145 H	UC Riverside	3 0	
19 H	UC Santa Barb.	2 3	44 H	Cal St. Northridge	2 3	70 H	Sacramento St.	3 0	152 N	Baylor	3 1	
24 H	Santa Clara	3 1				83 A	Idaho	0 3	180 A	Cal St. Fullerton	3 0	
						83 H	Idaho	3 2	180 H	Cal St. Fullerton	3 0	
						90 A	Nevada	2 3	189 H	UAB	3 0	
									273 H	Radford	3 0	
<hr/>												
LAST 10 GAMES												
10 A	Stanford	0 3	64 A	Utah St.	1 3							
53 N	San Francisco	3 0	44 H	Cal St. Northridge	2 3							
114 H	Oregon St.	3 0	90 A	Nevada	2 3							
189 H	UAB	3 0	70 H	Sacramento St.	3 0							
83 A	Idaho	0 3	180 H	Cal St. Fullerton	3 0							

Non-Div. I Games:

Pacific (Cal.)

Average RPI Win:		170	WON-LOST RECORD		WINNING PCT. RANK		LAST 10 GAMES		STRENGTH OF SCHEDULE		OPP. STRENGTH OF SCHEDULE		TEAM RPI		ADJ RPI		CONF. RPI		ADJ CONF. RPI				
DIV. I ONLY			28- 7		.8 24		9- 1		146		135		46		.57807 52		14		14				
DIV. I NON-CONF.			14- 4		.77778 36		1- 0		186		151		82		.54987 83		15		16				
TOTALS		RPI 1-25		RPI 26-50		W-L RECORDS		RPI 51-100		RPI 101-150		RPI 150+											
28- 7		0- 2		0- 2		OVERALL		5- 1		10- 2		13- 0											
14- 2		0- 0		0- 2		HOME		3- 0		5- 0		6- 0											
9- 4		0- 1		0- 0		AWAY		1- 1		3- 2		5- 0											
5- 1		0- 1		0- 0		NEUTRAL		1- 0		2- 0		2- 0											
14- 4		0- 2		0- 0		NON-CONFERENCE		1- 1		3- 1		10- 0											
6- 0		0- 0		0- 0		HOME		0- 0		0- 0		6- 0											
3- 3		0- 1		0- 0		AWAY		0- 1		1- 1		2- 0											
5- 1		0- 1		0- 0		NEUTRAL		1- 0		2- 0		2- 0											
14- 3		0- 0		0- 2		CONFERENCE		4- 0		7- 1		3- 0											
8- 2		0- 0		0- 2		HOME		3- 0		5- 0		0- 0											
6- 1		0- 0		0- 0		AWAY		1- 0		2- 1		3- 0											
0- 0		0- 0		0- 0		NEUTRAL		0- 0		0- 0		0- 0											
RPI	S	Opponent		Score		RPI	S	Opponent		Score		RPI	S	Opponent		Score							
21	A	Cincinnati		0	3	33	H	New Mexico St.		1	3	66	N	Georgia		3	2						
23	N	Kansas		0	3	33	H	New Mexico St.		2	3	79	A	Northern Ill.		1	3						
						95	A	Ark.-Little Rock		3	1	107	A	Arkansas St.		2	3						
						95	H	Ark.-Little Rock		3	0	107	H	Arkansas St.		3	0						
						99	H	North Texas		3	1	115	A	Indiana		2	3						
						99	H	North Texas		3	1	116	N	Morehead St.		3	1						
												122	H	Denver		3	0						
												123	N	Liberty		3	1						
												134	A	Kent St.		3	0						
												143	A	Florida Int'l		3	0						
												143	H	Florida Int'l		3	0						
												146	A	Middle Tenn.		3	0						
												146	H	Middle Tenn.		3	0						
												146	H	Middle Tenn.		3	1						
												178	H	Toledo		3	0						
												182	H	James Madison		3	0						
												190	N	St. Louis		3	1						
203	H	Austin Peay		3	0																		
203	N	Austin Peay		3	0																		
209	A	New Orleans		3	0																		
211	A	Tennessee Tech		3	0																		
237	A	La.-Lafayette		3	1																		
251	A	South Ala.		3	0																		
259	A	Evansville		3	0																		
268	H	Tenn.-Martin		3	0																		
289	H	Belmont		3	0																		
292	H	Lipscomb		3	0																		
LAST 10 GAMES																							
33 H New Mexico St.						1	3	107 H Arkansas St.						3	0	268 H Tenn.-Martin						3	0
99 H North Texas						3	1	95 H Ark.-Little Rock						3	0	289 H Belmont						3	0
146 H Middle Tenn.						3	1	143 A Florida Int'l						3	0	292 H Lipscomb						3	0
146 A Middle Tenn.						3	0	203 H Austin Peay						3	0								
99 H North Texas						3	1	251 A South Ala.						3	0								

Non-Div. I Games:

Western Ky.

Average RPI Win:		160	WON-LOST RECORD		WINNING PCT. RANK	LAST 10 GAMES		STRENGTH OF SCHEDULE		OPP. STRENGTH OF SCHEDULE	TEAM RPI	ADJ RPI	CONF. RPI	ADJ CONF. RPI					
Average RPI Loss:		26	23- 8		.74194	41		6- 4		139	69	51	.57355	53	4	4			
DIV. I ONLY			16- 1		.94118	4		1- 1		199	116	49	.58883	50	5	5			
DIV. I NON-CONF.																			
TOTALS		RPI 1-25		RPI 26-50		W-L RECORDS		RPI 51-100		RPI 101-150		RPI 150+							
23- 8		0- 4		3- 3		OVERALL		3- 1		1- 0		16- 0							
6- 3		0- 2		2- 1		HOME		1- 0		0- 0		3- 0							
8- 4		0- 2		1- 2		AWAY		1- 0		1- 0		5- 0							
9- 1		0- 0		0- 0		NEUTRAL		1- 1		0- 0		8- 0							
16- 1		0- 0		0- 0		NON-CONFERENCE		3- 1		1- 0		12- 0							
2- 0		0- 0		0- 0		HOME		1- 0		0- 0		1- 0							
5- 0		0- 0		0- 0		AWAY		1- 0		1- 0		3- 0							
9- 1		0- 0		0- 0		NEUTRAL		1- 1		0- 0		8- 0							
7- 7		0- 4		3- 3		CONFERENCE		0- 0		0- 0		4- 0							
4- 3		0- 2		2- 1		HOME		0- 0		0- 0		2- 0							
3- 4		0- 2		1- 2		AWAY		0- 0		0- 0		2- 0							
0- 0		0- 0		0- 0		NEUTRAL		0- 0		0- 0		0- 0							
RPI	S	Opponent	Score		RPI	S	Opponent	Score		RPI	S	Opponent	Score		RPI	S	Opponent	Score	
5	A	Pepperdine	1	3	27	A	Loyola Marymount	1	3	51	N	Pacific (Cal.)	0	3	149	A	Northern Ariz.	3	1
5	H	Pepperdine	2	3	27	H	Loyola Marymount	2	3	54	A	Butler	3	1	153	N	Air Force	3	1
24	A	Santa Clara	0	3	41	A	San Diego	0	3	67	N	Wichita St.	3	2	155	H	Md.-East. Shore	3	0
24	H	Santa Clara	0	3	41	H	San Diego	3	2	70	H	Sacramento St.	3	2	161	A	San Jose St.	3	0
					50	A	St. Mary's (Cal.)	3	2						163	A	Washington St.	3	2
					50	H	St. Mary's (Cal.)	3	1						169	N	Oklahoma	3	0
															189	N	UAB	3	0
															191	A	Portland St.	3	1
															192	N	Appalachian St.	3	0
															205	A	Portland	3	1
															205	H	Portland	3	0
															216	N	UTEP	3	0
															225	A	Gonzaga	3	0
															225	H	Gonzaga	3	1
															245	N	Southern Ill.	3	1
															256	N	UMKC	3	0
															258	N	Eastern Ill.	3	0
LAST 10 GAMES																			
51	N	Pacific (Cal.)	0	3	225	A	Gonzaga	3	0										
50	A	St. Mary's (Cal.)	3	2	5	H	Pepperdine	2	3										
24	H	Santa Clara	0	3	27	H	Loyola Marymount	2	3										
41	H	San Diego	3	2	50	H	St. Mary's (Cal.)	3	1										
205	A	Portland	3	1	70	H	Sacramento St.	3	2										

Non-Div. I Games:

San Francisco

Butler

Butler

Average RPI Win:		182	WON-LOST RECORD		WINNING PCT. RANK	LAST 10 GAMES	STRENGTH OF SCHEDULE		OPP. STRENGTH OF SCHEDULE	TEAM RPI	ADJ RPI	CONF. RPI	ADJ CONF. RPI
Average RPI Loss:		78											
DIV. I ONLY		20- 7			.74074 43	7- 3	107		165	52	.57202 55	19	19
DIV. I NON-CONF.		7- 6			.53846 140	0- 2	51		146	78	.55542 79	19	19
TOTALS		RPI 1-25	RPI 26-50		W-L RECORDS		RPI 51-100		RPI 101-150		RPI 150+		
20- 7		0- 2	0- 0		OVERALL		1- 3		8- 1		11- 1		
11- 1		0- 0	0- 0		HOME		1- 0		4- 1		6- 0		
7- 3		0- 0	0- 0		AWAY		0- 3		3- 0		4- 0		
2- 3		0- 2	0- 0		NEUTRAL		0- 0		1- 0		1- 1		
7- 6		0- 2	0- 0		NON-CONFERENCE		0- 2		4- 1		3- 1		
4- 1		0- 0	0- 0		HOME		0- 0		2- 1		2- 0		
1- 2		0- 0	0- 0		AWAY		0- 2		1- 0		0- 0		
2- 3		0- 2	0- 0		NEUTRAL		0- 0		1- 0		1- 1		
13- 1		0- 0	0- 0		CONFERENCE		1- 1		4- 0		8- 0		
7- 0		0- 0	0- 0		HOME		1- 0		2- 0		4- 0		
6- 1		0- 0	0- 0		AWAY		0- 1		2- 0		4- 0		
0- 0		0- 0	0- 0		NEUTRAL		0- 0		0- 0		0- 0		
RPI S	Opponent	Score	RPI S	Opponent	Score	RPI S	Opponent	Score	RPI S	Opponent	Score		
5 N	Pepperdine	0 3				51 A	Pacific (Cal.)	0 3	104 H	Albany (N.Y.)	3 1		
20 N	Pittsburgh	1 3				69 A	Temple	0 3	113 H	St. John's (N.Y.)	1 3		
						92 A	Cornell	2 3	118 H	Robert Morris	3 1		
						92 H	Cornell	3 0	132 A	Villanova	3 2		
									133 A	Princeton	3 1		
									133 H	Princeton	3 1		
									138 A	Yale	3 0		
									138 H	Yale	3 0		
									150 N	Manhattan	3 1		
									175 A	Harvard	3 2		
									175 H	Harvard	3 2		
									194 N	UMBC	2 3		
									201 H	Bucknell	3 2		
									210 A	Brown	3 1		
									210 H	Brown	3 0		
									222 A	Dartmouth	3 0		
									222 H	Dartmouth	3 0		
									269 A	Columbia	3 0		
									269 H	Columbia	3 1		
									270 H	Marist	3 1		
									273 N	Radford	3 0		
			LAST 10 GAMES										
	20 N	Pittsburgh	1	3		269 A	Columbia	3 0					
	133 H	Princeton	3	1		92 A	Cornell	2 3					
	175 H	Harvard	3	2		138 A	Yale	3 0					
	222 H	Dartmouth	3	0		210 A	Brown	3 1					
	69 A	Temple	0	3		92 H	Cornell	3 0					

Non-Div. I Games:

Pennsylvania

Average RPI Win:	123	WON-LOST RECORD	WINNING PCT. RANK	LAST 10 GAMES	STRENGTH OF SCHEDULE	OPP. STRENGTH OF SCHEDULE	TEAM RPI	ADJ RPI	CONF. RPI	ADJ CONF. RPI		
DIV. I ONLY		15- 14	.51724	145	5- 5	32	15	61	.57102	56	3	3
DIV. I NON-CONF.		5- 4	.55556	131	0- 0	52	41	66	.57271	67	3	3
<hr/>												
TOTALS	RPI 1-25	RPI 26-50		W-L RECORDS		RPI 51-100		RPI 101-150		RPI 150+		
15- 14	2- 8	1- 5		OVERALL		1- 0		5- 0		6- 1		
12- 5	2- 4	1- 1		HOME		1- 0		4- 0		4- 0		
3- 8	0- 4	0- 3		AWAY		0- 0		1- 0		2- 1		
0- 1	0- 0	0- 1		NEUTRAL		0- 0		0- 0		0- 0		
5- 4	0- 2	0- 2		NON-CONFERENCE		1- 0		3- 0		1- 0		
5- 2	0- 2	0- 0		HOME		1- 0		3- 0		1- 0		
0- 1	0- 0	0- 1		AWAY		0- 0		0- 0		0- 0		
0- 1	0- 0	0- 1		NEUTRAL		0- 0		0- 0		0- 0		
10- 10	2- 6	1- 3		CONFERENCE		0- 0		2- 0		5- 1		
7- 3	2- 2	1- 1		HOME		0- 0		1- 0		3- 0		
3- 7	0- 4	0- 2		AWAY		0- 0		1- 0		2- 1		
0- 0	0- 0	0- 0		NEUTRAL		0- 0		0- 0		0- 0		
RPI S	Opponent	Score	RPI S	Opponent	Score	RPI S	Opponent	Score	RPI S	Opponent	Score	
6 A	Kansas St.	2 3	37 A	Colorado	0 3	84 H	Texas St.	3 1	124 A	Texas Tech	3 0	
6 H	Kansas St.	3 1	37 H	Colorado	0 3				124 H	Texas Tech	3 0	
7 A	Nebraska	2 3	38 A	Long Beach St.	1 3				126 H	Texas-Arlington	3 1	
7 H	Nebraska	0 3	47 A	Missouri	0 3				130 H	Nicholls St.	3 1	
13 H	UCLA	0 3	47 H	Missouri	3 1				135 H	Houston	3 0	
16 A	Texas A&M	0 3	50 N	St. Mary's (Cal.)	0 3				151 A	Iowa St.	1 3	
16 H	Texas A&M	3 2							151 H	Iowa St.	3 0	
17 H	Notre Dame	0 3							152 A	Baylor	3 0	
23 A	Kansas	2 3							152 H	Baylor	3 1	
23 H	Kansas	2 3							169 A	Oklahoma	3 0	
									169 H	Oklahoma	3 0	
									254 H	Tex. A&M-Corp. Chris	3 0	
<hr/>												
LAST 10 GAMES												
6 H	Kansas St.	3 1	7 A	Nebraska	2 3							
124 A	Texas Tech	3 0	23 H	Kansas	2 3							
169 H	Oklahoma	3 0	151 A	Iowa St.	1 3							
37 H	Colorado	0 3	47 H	Missouri	3 1							
152 A	Baylor	3 0	16 A	Texas A&M	0 3							

Non-Div. I Games:

Texas

Average RPI Win:		162	WON-LOST RECORD		WINNING PCT. RANK		LAST 10 GAMES		STRENGTH OF SCHEDULE		OPP. STRENGTH OF SCHEDULE		TEAM RPI		ADJ RPI		CONF. RPI		ADJ CONF. RPI			
Average RPI Loss:		57																				
DIV. I ONLY			22- 8		.73333 45		8- 2		145		92		60		.57065 57		17		16			
DIV. I NON-CONF.			8- 6		.57143 120		0- 0		174		30		128		.52205 119		17		17			
TOTALS		RPI 1-25		RPI 26-50		W-L RECORDS		RPI 51-100		RPI 101-150		RPI 150+										
22- 8		0- 2		1- 2		OVERALL		2- 2		8- 2		11- 0										
9- 1		0- 0		0- 0		HOME		1- 1		4- 0		4- 0										
10- 4		0- 1		1- 1		AWAY		0- 1		4- 1		5- 0										
3- 3		0- 1		0- 1		NEUTRAL		1- 0		0- 1		2- 0										
8- 6		0- 2		1- 2		NON-CONFERENCE		1- 0		1- 2		5- 0										
1- 0		0- 0		0- 0		HOME		0- 0		0- 0		1- 0										
4- 3		0- 1		1- 1		AWAY		0- 0		1- 1		2- 0										
3- 3		0- 1		0- 1		NEUTRAL		1- 0		0- 1		2- 0										
14- 2		0- 0		0- 0		CONFERENCE		1- 2		7- 0		6- 0										
8- 1		0- 0		0- 0		HOME		1- 1		4- 0		3- 0										
6- 1		0- 0		0- 0		AWAY		0- 1		3- 0		3- 0										
0- 0		0- 0		0- 0		NEUTRAL		0- 0		0- 0		0- 0										
RPI	S	Opponent		Score		RPI	S	Opponent		Score		RPI	S	Opponent		Score						
5	A	Pepperdine		0	3	27	A	Loyola Marymount		2	3	60	N	Northeastern		3	0	101	A	Montana St.	3	0
17	N	Notre Dame		1	3	30	N	Arizona		0	3	70	A	Sacramento St.		0	3	101	H	Montana St.	3	2
						38	A	Long Beach St.		3	1	70	H	Sacramento St.		2	3	101	H	Montana St.	3	0
												70	H	Sacramento St.		3	0	103	A	Cal Poly	1	3
																		119	A	Idaho St.	3	0
																		119	H	Idaho St.	3	1
																		134	N	Kent St.	2	3
																		148	A	Rhode Island	3	1
																		149	A	Northern Ariz.	3	1
																		149	H	Northern Ariz.	3	0
																		167	N	Creighton	3	1
																		191	A	Portland St.	3	0
																		191	H	Portland St.	3	0
																		210	A	Brown	3	0
																		213	A	Weber St.	3	2
																		213	H	Weber St.	3	0
																		225	H	Gonzaga	3	0
																		231	N	Fairfield	3	0
																		242	A	Montana	3	0
																		242	H	Montana	3	1
																		288	A	Providence	3	0
LAST 10 GAMES																						
						70	H	Sacramento St.		2	3	149	A	Northern Ariz.		3	1					
						101	H	Montana St.		3	2	119	H	Idaho St.		3	1					
						242	H	Montana		3	1	213	H	Weber St.		3	0					
						101	H	Montana St.		3	0	191	A	Portland St.		3	0					
						70	A	Sacramento St.		0	3	242	A	Montana		3	0					

Non-Div. I Games:

Eastern Wash.

Average RPI Win:		152	WON-LOST RECORD		WINNING PCT. RANK	LAST 10 GAMES	STRENGTH OF SCHEDULE		OPP. STRENGTH OF SCHEDULE	TEAM RPI	ADJ RPI	CONF. RPI	ADJ CONF. RPI
Average RPI Loss:		85											
DIV. I ONLY		23- 11			.67647 70	5- 5	81		116	55	.57054 58	8	8
DIV. I NON-CONF.		9- 7			.5625 128	0- 3	114		150	123	.52305 115	10	11
TOTALS		RPI 1-25	RPI 26-50		W-L RECORDS		RPI 51-100		RPI 101-150		RPI 150+		
23- 11	0- 1		1- 2		OVERALL		6- 5		6- 2		10- 1		
5- 2	0- 0		0- 1		HOME		2- 1		1- 0		2- 0		
8- 7	0- 1		0- 1		AWAY		2- 4		3- 0		3- 1		
10- 2	0- 0		1- 0		NEUTRAL		2- 0		2- 2		5- 0		
9- 7	0- 1		0- 0		NON-CONFERENCE		1- 3		3- 2		5- 1		
0- 0	0- 0		0- 0		HOME		0- 0		0- 0		0- 0		
3- 5	0- 1		0- 0		AWAY		0- 3		2- 0		1- 1		
6- 2	0- 0		0- 0		NEUTRAL		1- 0		1- 2		4- 0		
14- 4	0- 0		1- 2		CONFERENCE		5- 2		3- 0		5- 0		
5- 2	0- 0		0- 1		HOME		2- 1		1- 0		2- 0		
5- 2	0- 0		0- 1		AWAY		2- 1		1- 0		2- 0		
4- 0	0- 0		1- 0		NEUTRAL		1- 0		1- 0		1- 0		
RPI S	Opponent	Score	RPI S	Opponent	Score	RPI S	Opponent	Score	RPI S	Opponent	Score		
9 A	Minnesota	0 3	43 A	Wis.-Milwaukee	1 3	54 A	Butler	0 3	101 N	Montana St.	1 3		
			43 H	Wis.-Milwaukee	2 3	54 H	Butler	3 2	112 A	Central Mich.	3 0		
			43 N	Wis.-Milwaukee	3 2	91 A	Wright St.	3 2	115 A	Indiana	3 2		
						91 H	Wright St.	3 2	120 N	Georgia St.	1 3		
						93 A	Loyola (Ill.)	3 1	137 A	Cleveland St.	3 2		
						93 H	Loyola (Ill.)	2 3	137 H	Cleveland St.	3 0		
						93 N	Loyola (Ill.)	3 2	137 N	Cleveland St.	3 0		
						96 A	Marquette	0 3	147 N	Winthrop	3 0		
						98 A	Eastern Mich.	0 3	177 A	DePaul	2 3		
						100 A	IPFW	1 3	179 A	Ill.-Chicago	3 1		
						100 N	IPFW	3 2	179 H	Ill.-Chicago	3 0		
									179 N	Ill.-Chicago	3 1		
									202 N	IUPUI	3 1		
									206 A	Youngstown St.	3 0		
									206 H	Youngstown St.	3 0		
									211 N	Tennessee Tech	3 1		
									227 N	Southeast Mo. St.	3 0		
									275 N	Western Ill.	3 0		
									285 A	UNC Greensboro	3 0		
LAST 10 GAMES													
9 A	Minnesota	0 3	91 A	Wright St.	3 2								
43 N	Wis.-Milwaukee	3 2	96 A	Marquette	0 3								
93 N	Loyola (Ill.)	3 2	93 H	Loyola (Ill.)	2 3								
137 N	Cleveland St.	3 0	179 H	Ill.-Chicago	3 0								
54 A	Butler	0 3	100 A	IPFW	1 3								

Non-Div. I Games:

Wis.-Green Bay

Average RPI Win: 168		WON-LOST	WINNING	LAST 10	STRENGTH OF		OPP. STRENGTH	TEAM	ADJ	CONF.	ADJ CONF.			
Average RPI Loss: 43		RECORD	PCT. RANK	GAMES	SCHEDULE		OF SCHEDULE	RPI	RPI	RPI	RPI			
DIV. I ONLY		25-9	.73529	44	156		94	62	.56931	59	5			
DIV. I NON-CONF.		16-0	1	1	271		202	75	.56327	75	6			
TOTALS		RPI 1-25	RPI 26-50		W-L RECORDS		RPI 51-100		RPI 101-150		RPI 150+			
25-9	1-4	2-1		OVERALL		3-4		5-0		14-0				
8-4	0-2	0-1		HOME		2-1		3-0		3-0				
9-4	1-1	1-0		AWAY		0-3		2-0		5-0				
8-1	0-1	1-0		NEUTRAL		1-0		0-0		6-0				
16-0	0-0	0-0		NON-CONFERENCE		1-0		3-0		12-0				
4-0	0-0	0-0		HOME		0-0		2-0		2-0				
5-0	0-0	0-0		AWAY		0-0		1-0		4-0				
7-0	0-0	0-0		NEUTRAL		1-0		0-0		6-0				
9-9	1-4	2-1		CONFERENCE		2-4		2-0		2-0				
4-4	0-2	0-1		HOME		2-1		1-0		1-0				
4-4	1-1	1-0		AWAY		0-3		1-0		1-0				
1-1	0-1	1-0		NEUTRAL		0-0		0-0		0-0				
RPI S	Opponent	Score	RPI S	Opponent	Score	RPI S	Opponent	Score	RPI S	Opponent	Score			
4 A	Georgia Tech	0 3	48 A	North Carolina	3 2	62 A	Florida St.	2 3	121 A	Kentucky	3 1			
4 H	Georgia Tech	0 3	48 H	North Carolina	0 3	62 H	Florida St.	3 1	123 H	Liberty	3 0			
4 N	Georgia Tech	0 3	48 N	North Carolina	3 2	75 A	Clemson	1 3	131 H	George Mason	3 2			
18 A	Maryland	3 2				75 H	Clemson	3 2	142 A	Duke	3 0			
18 H	Maryland	0 3				86 A	Wake Forest	0 3	142 H	Duke	3 2			
						86 H	Wake Forest	1 3	156 H	Virginia Tech	3 1			
						91 N	Wright St.	3 0	164 N	Syracuse	3 1			
									166 A	LSU	3 0			
									182 A	James Madison	3 0			
									189 N	UAB	3 0			
									221 A	North Carolina St.	3 0			
									221 H	North Carolina St.	3 1			
									238 A	William & Mary	3 0			
									246 A	Davidson	3 0			
									249 N	Boise St.	3 0			
									280 N	High Point	3 0			
									290 N	Centenary (La.)	3 0			
									291 N	Gardner-Webb	3 0			
									302 H	Campbell	3 0			
			LAST 10 GAMES											
4 N	Georgia Tech	0 3	221 A	North Carolina St.	3 0									
48 N	North Carolina	3 2	75 H	Clemson	3 2									
62 A	Florida St.	2 3	4 H	Georgia Tech	0 3									
18 A	Maryland	3 2	86 A	Wake Forest	0 3									
48 A	North Carolina	3 2	142 A	Duke	3 0									

Non-Div. I Games:

Virginia

Average RPI Win:		168	WON-LOST RECORD		WINNING PCT. RANK		LAST 10 GAMES		STRENGTH OF SCHEDULE		OPP. STRENGTH OF SCHEDULE		TEAM RPI		ADJ RPI		CONF. RPI		ADJ CONF. RPI					
DIV. I ONLY			23- 11		.67647		70		6- 4		79		117		54		.5692		60		15		17	
DIV. I NON-CONF.			12- 6		.66667		79		0- 0		86		99		67		.57134		68		18		18	
TOTALS		RPI 1-25		RPI 26-50		W-L RECORDS		RPI 51-100		RPI 101-150		RPI 150+												
23- 11		0- 1		0- 4		OVERALL		3- 3		5- 2		15- 1												
9- 1		0- 0		0- 0		HOME		2- 0		1- 1		6- 0												
8- 8		0- 1		0- 3		AWAY		1- 2		2- 1		5- 1												
6- 2		0- 0		0- 1		NEUTRAL		0- 1		2- 0		4- 0												
12- 6		0- 1		0- 4		NON-CONFERENCE		2- 1		2- 0		8- 0												
3- 0		0- 0		0- 0		HOME		1- 0		0- 0		2- 0												
4- 4		0- 1		0- 3		AWAY		1- 0		1- 0		2- 0												
5- 2		0- 0		0- 1		NEUTRAL		0- 1		1- 0		4- 0												
11- 5		0- 0		0- 0		CONFERENCE		1- 2		3- 2		7- 1												
6- 1		0- 0		0- 0		HOME		1- 0		1- 1		4- 0												
4- 4		0- 0		0- 0		AWAY		0- 2		1- 1		3- 1												
1- 0		0- 0		0- 0		NEUTRAL		0- 0		1- 0		0- 0												
RPI	S	Opponent		Score		RPI	S	Opponent		Score		RPI	S	Opponent		Score								
20	A	Pittsburgh		0 3		27	A	Loyola Marymount		0 3		57	N	Eastern Wash.		0 3								
						40	A	UC Irvine		1 3		74	A	New Hampshire		1 3								
						44	A	Cal St. Northridge		0 3		74	A	New Hampshire		1 3								
						50	N	St. Mary's (Cal.)		1 3		74	H	New Hampshire		3 2								
												82	H	Towson		3 1								
												94	A	Connecticut		3 1								
															104	A	Albany (N.Y.)		3 0					
															104	H	Albany (N.Y.)		3 2					
															105	A	Stony Brook		2 3					
															105	H	Stony Brook		2 3					
															105	N	Stony Brook		3 2					
															125	N	TCU		3 1					
															129	A	Rutgers		3 1					
															167	N	Creighton		3 0					
															168	N	Long Island		3 0					
															175	A	Harvard		3 2					
															178	N	Toledo		3 0					
															181	H	Furman		3 1					
															194	A	UMBC		3 0					
															194	H	UMBC		3 1					
															198	A	Binghamton		3 2					
															198	H	Binghamton		3 0					
															204	A	Maine		2 3					
															204	H	Maine		3 0					
															222	N	Dartmouth		3 0					
															229	A	Hartford		3 0					
															229	H	Hartford		3 0					
															243	A	St. Peter's		3 1					
															265	H	Colgate		3 0					
LAST 10 GAMES																								

Non-Div. I Games:

Northeastern

Average RPI Win: 225		WON-LOST	WINNING	LAST 10	STRENGTH OF		OPP. STRENGTH	TEAM	ADJ		CONF.	ADJ CONF.
Average RPI Loss: 26		RECORD	PCT. RANK	GAMES	SCHEDULE		OF SCHEDULE	RPI	RPI		RPI	RPI
DIV. I ONLY		22- 10	.6875	63	84		200	63	.56896		61	26
DIV. I NON-CONF.		6- 10	.375	215	22		27	79	.55919		76	29
TOTALS		RPI 1-25	RPI 26-50		W-L RECORDS		RPI 51-100		RPI 101-150		RPI 150+	
22- 10		0- 5	0- 4		OVERALL		1- 1		2- 0		19- 0	
11- 1		0- 0	0- 1		HOME		0- 0		0- 0		11- 0	
10- 3		0- 1	0- 1		AWAY		1- 1		1- 0		8- 0	
1- 6		0- 4	0- 2		NEUTRAL		0- 0		1- 0		0- 0	
6- 10		0- 5	0- 4		NON-CONFERENCE		1- 1		2- 0		3- 0	
2- 1		0- 0	0- 1		HOME		0- 0		0- 0		2- 0	
3- 3		0- 1	0- 1		AWAY		1- 1		1- 0		1- 0	
1- 6		0- 4	0- 2		NEUTRAL		0- 0		1- 0		0- 0	
16- 0		0- 0	0- 0		CONFERENCE		0- 0		0- 0		16- 0	
9- 0		0- 0	0- 0		HOME		0- 0		0- 0		9- 0	
7- 0		0- 0	0- 0		AWAY		0- 0		0- 0		7- 0	
0- 0		0- 0	0- 0		NEUTRAL		0- 0		0- 0		0- 0	
RPI S	Opponent	Score	RPI S	Opponent	Score	RPI S	Opponent	Score	RPI S	Opponent	Score	
2 A	Florida	0 3	26 H	Michigan St.	1 3	69 A	Temple	0 3	106 A	George Washington	3 0	
8 N	Penn St.	0 3	30 A	Arizona	0 3	85 A	Akron	3 2	129 N	Rutgers	3 2	
18 N	Maryland	0 3	33 N	New Mexico St.	0 3				155 H	Md.-East. Shore	3 0	
19 N	UC Santa Barb.	1 3	34 N	Brigham Young	1 3				185 A	Georgetown	3 1	
20 N	Pittsburgh	0 3							201 A	Bucknell	3 1	
									201 H	Bucknell	3 0	
									201 H	Bucknell	3 0	
									235 A	Lehigh	3 0	
									235 H	Lehigh	3 1	
									241 A	Army	3 0	
									241 H	Army	3 0	
									241 H	Army	3 1	
									255 A	Navy	3 0	
									255 H	Navy	3 0	
									265 A	Colgate	3 0	
									265 H	Colgate	3 0	
									276 H	Loyola (Md.)	3 0	
									282 A	Holy Cross	3 1	
									282 H	Holy Cross	3 0	
									304 A	Lafayette	3 0	
									304 H	Lafayette	3 0	
LAST 10 GAMES												
	18 N	Maryland	0 3		255 A	Navy	3 0					
	106 A	George Washington	3 0		201 A	Bucknell	3 1					
	201 H	Bucknell	3 0		265 A	Colgate	3 0					
	241 H	Army	3 0		69 A	Temple	0 3					
	155 H	Md.-East. Shore	3 0		241 H	Army	3 1					

Non-Div. I Games:

American

Average RPI Win:		129	WON-LOST RECORD		WINNING PCT. RANK		LAST 10 GAMES		STRENGTH OF SCHEDULE		OPP. STRENGTH OF SCHEDULE		TEAM RPI		ADJ RPI		CONF. RPI		ADJ CONF. RPI				
DIV. I ONLY			16- 17		.48485 159		5- 5		19		51		69		.56875 62		5 5						
DIV. I NON-CONF.			10- 5		.66667 79		1- 1		33		66		34		.6194 34		6 6						
TOTALS		RPI 1-25		RPI 26-50				W-L RECORDS		RPI 51-100				RPI 101-150				RPI 150+					
16- 17		0- 7		3- 3				OVERALL		3- 5				4- 2				6- 0					
10- 5		0- 3		3- 0				HOME		2- 1				2- 1				3- 0					
2- 9		0- 2		0- 2				AWAY		1- 4				0- 1				1- 0					
4- 3		0- 2		0- 1				NEUTRAL		0- 0				2- 0				2- 0					
10- 5		0- 2		2- 2				NON-CONFERENCE		1- 1				4- 0				3- 0					
6- 1		0- 1		2- 0				HOME		0- 0				2- 0				2- 0					
1- 2		0- 0		0- 1				AWAY		1- 1				0- 0				0- 0					
3- 2		0- 1		0- 1				NEUTRAL		0- 0				2- 0				1- 0					
6- 12		0- 5		1- 1				CONFERENCE		2- 4				0- 2				3- 0					
4- 4		0- 2		1- 0				HOME		2- 1				0- 1				1- 0					
1- 7		0- 2		0- 1				AWAY		0- 3				0- 1				1- 0					
1- 1		0- 1		0- 0				NEUTRAL		0- 0				0- 0				1- 0					
RPI	S	Opponent		Score		RPI	S	Opponent		Score		RPI	S	Opponent		Score		RPI	S	Opponent		Score	
4	A	Georgia Tech		0	3	32	H	Michigan		3	1	59	A	Virginia		1	3	107	N	Arkansas St.		3	1
4	H	Georgia Tech		0	3	40	A	UC Irvine		2	3	59	H	Virginia		3	2	127	H	South Fla.		3	0
4	N	Georgia Tech		1	3	48	A	North Carolina		2	3	66	A	Georgia		1	3	135	N	Houston		3	1
5	N	Pepperdine		0	3	48	H	North Carolina		3	0	72	A	UCF		3	1	136	H	Eastern Ky.		3	0
6	H	Kansas St.		0	3	49	H	Miami (Fla.)		3	1	75	A	Clemson		1	3	142	A	Duke		1	3
18	A	Maryland		0	3	50	N	St. Mary's (Cal.)		2	3	75	H	Clemson		3	2	142	H	Duke		0	3
18	H	Maryland		2	3							86	A	Wake Forest		0	3	158	N	Louisiana Tech		3	0
												86	H	Wake Forest		1	3	197	H	Fla. Atlantic		3	0
																		207	H	Jacksonville		3	0
																		221	A	North Carolina St.		3	1
																		221	H	North Carolina St.		3	0
																		221	N	North Carolina St.		3	0
LAST 10 GAMES																							
66	A	Georgia		1	3	4	A	Georgia Tech		0	3	75	A	Clemson		1	3						
4	N	Georgia Tech		1	3	221	N	North Carolina St.		3	0	221	H	North Carolina St.		3	0						
59	H	Virginia		3	2	48	H	North Carolina		3	0	48	H	North Carolina		3	0						
18	H	Maryland		2	3	127	H	South Fla.		3	0												

Non-Div. I Games:

Florida St.

Average RPI Win:	128	WON-LOST RECORD	WINNING PCT. RANK	LAST 10 GAMES	STRENGTH OF SCHEDULE	OPP. STRENGTH OF SCHEDULE	TEAM RPI	ADJ RPI	CONF. RPI	ADJ CONF. RPI		
DIV. I ONLY		18- 15	.54545	133	5- 5	58	13	72	.56869	63	2	2
DIV. I NON-CONF.		9- 4	.69231	69	0- 1	86	47	52	.5865	53	2	2
<hr/>												
TOTALS	RPI 1-25	RPI 26-50		W-L RECORDS		RPI 51-100		RPI 101-150		RPI 150+		
18- 15	1- 8	4- 4		OVERALL		1- 1		6- 2		6- 0		
9- 4	1- 3	3- 1		HOME		0- 0		3- 0		2- 0		
4- 10	0- 5	1- 3		AWAY		0- 0		1- 2		2- 0		
5- 1	0- 0	0- 0		NEUTRAL		1- 1		2- 0		2- 0		
9- 4	0- 3	2- 0		NON-CONFERENCE		1- 1		2- 0		4- 0		
2- 1	0- 1	1- 0		HOME		0- 0		0- 0		1- 0		
2- 2	0- 2	1- 0		AWAY		0- 0		0- 0		1- 0		
5- 1	0- 0	0- 0		NEUTRAL		1- 1		2- 0		2- 0		
9- 11	1- 5	2- 4		CONFERENCE		0- 0		4- 2		2- 0		
7- 3	1- 2	2- 1		HOME		0- 0		3- 0		1- 0		
2- 8	0- 3	0- 3		AWAY		0- 0		1- 2		1- 0		
0- 0	0- 0	0- 0		NEUTRAL		0- 0		0- 0		0- 0		
<hr/>												
RPI S	Opponent	Score		RPI S	Opponent	Score		RPI S	Opponent	Score		
2 H	Florida	0	3	26 A	Michigan St.	0	3	73 N	Alabama	2	3	
4 A	Georgia Tech	0	3	26 H	Michigan St.	3	0	93 N	Loyola (Ill.)	3	0	
8 A	Penn St.	0	3	32 A	Michigan	0	3					
8 H	Penn St.	1	3	32 H	Michigan	1	3					
9 A	Minnesota	0	3	36 A	Wisconsin	2	3					
9 H	Minnesota	3	0	36 H	Wisconsin	3	1					
14 A	Illinois	0	3	48 H	North Carolina	3	0					
14 H	Illinois	1	3	49 A	Miami (Fla.)	3	1					
25 A	Washington	0	3									

Non-Div. I Games:

Northwestern

Average RPI Win:		108	WON-LOST RECORD		WINNING PCT. RANK		LAST 10 GAMES		STRENGTH OF SCHEDULE		OPP. STRENGTH OF SCHEDULE		TEAM RPI		ADJ RPI		CONF. RPI		ADJ CONF. RPI	
DIV. I ONLY		18- 12		.6 103		5- 5		69		67		67		.56551 64		6		6		
DIV. I NON-CONF.		8- 4		.66667 79		0- 1		63		166		54		.58317 55		4		4		
TOTALS		RPI 1-25		RPI 26-50		W-L RECORDS		RPI 51-100		RPI 101-150		RPI 150+								
18- 12		0- 4		4- 4		OVERALL		4- 2		5- 2		4- 0								
9- 3		0- 1		2- 2		HOME		2- 0		3- 0		1- 0								
5- 8		0- 2		2- 2		AWAY		0- 2		1- 2		2- 0								
4- 1		0- 1		0- 0		NEUTRAL		2- 0		1- 0		1- 0								
8- 4		0- 2		1- 1		NON-CONFERENCE		2- 0		2- 1		2- 0								
2- 0		0- 0		1- 0		HOME		0- 0		1- 0		0- 0								
1- 3		0- 1		0- 1		AWAY		0- 0		0- 1		1- 0								
4- 1		0- 1		0- 0		NEUTRAL		2- 0		1- 0		1- 0								
10- 8		0- 2		3- 3		CONFERENCE		2- 2		3- 1		2- 0								
6- 3		0- 1		1- 2		HOME		2- 0		2- 0		1- 0								
4- 5		0- 1		2- 1		AWAY		0- 2		1- 1		1- 0								
0- 0		0- 0		0- 0		NEUTRAL		0- 0		0- 0		0- 0								
RPI S	Opponent		Score		RPI S	Opponent		Score		RPI S	Opponent		Score		RPI S	Opponent		Score		
3 A	Hawaii		0	3	34 A	Brigham Young		2	3	51 A	Pacific (Cal.)		0	3	101 A	Montana St.		2	3	
6 N	Kansas St.		1	3	38 A	Long Beach St.		1	3	51 H	Pacific (Cal.)		3	1	103 A	Cal Poly		3	0	
19 A	UC Santa Barb.		2	3	38 H	Long Beach St.		0	3	73 N	Alabama		3	0	103 H	Cal Poly		3	1	
19 H	UC Santa Barb.		0	3	39 H	Utah		3	0	83 A	Idaho		0	3	119 H	Idaho St.		3	0	
					40 A	UC Irvine		3	1	83 H	Idaho		3	0	128 N	Oral Roberts		3	0	
					40 H	UC Irvine		0	3	84 N	Texas St.		3	1	145 A	UC Riverside		2	3	
					44 A	Cal St. Northridge		3	1						145 H	UC Riverside		3	0	
					44 H	Cal St. Northridge		3	2						180 A	Cal St. Fullerton		3	0	
															180 H	Cal St. Fullerton		3	2	
															213 A	Weber St.		3	0	
															213 N	Weber St.		3	1	
					LAST 10 GAMES															
					34 A	Brigham Young		2	3	19 H	UC Santa Barb.		0	3						
					44 H	Cal St. Northridge		3	2	103 H	Cal Poly		3	1						
					51 H	Pacific (Cal.)		3	1	38 A	Long Beach St.		1	3						
					180 A	Cal St. Fullerton		3	0	40 A	UC Irvine		3	1						
					145 A	UC Riverside		2	3	83 A	Idaho		0	3						

Non-Div. I Games: Utah Valley 3 0

Utah St.

Average RPI Win: 133		WON-LOST RECORD		WINNING PCT. RANK		LAST 10 GAMES		STRENGTH OF SCHEDULE		OPP. STRENGTH OF SCHEDULE		TEAM RPI		ADJ RPI		CONF. RPI		ADJ CONF. RPI	
DIV. I ONLY		18- 16		.52941 139		7- 3		30		73		70		.56451 65		12		12	
DIV. I NON-CONF.		7- 8		.46667 173		1- 1		18		36		56		.58168 57		9		9	
TOTALS		RPI 1-25		RPI 26-50		W-L RECORDS		RPI 51-100		RPI 101-150		RPI 150+							
18- 16		1- 4		0- 3		OVERALL		8- 5		1- 4		8- 0							
8- 4		0- 0		0- 2		HOME		5- 1		0- 1		3- 0							
8- 7		1- 2		0- 0		AWAY		2- 3		1- 2		4- 0							
2- 5		0- 2		0- 1		NEUTRAL		1- 1		0- 1		1- 0							
7- 8		1- 4		0- 1		NON-CONFERENCE		4- 1		0- 2		2- 0							
1- 0		0- 0		0- 0		HOME		1- 0		0- 0		0- 0							
4- 3		1- 2		0- 0		AWAY		2- 0		0- 1		1- 0							
2- 5		0- 2		0- 1		NEUTRAL		1- 1		0- 1		1- 0							
11- 8		0- 0		0- 2		CONFERENCE		4- 4		1- 2		6- 0							
7- 4		0- 0		0- 2		HOME		4- 1		0- 1		3- 0							
4- 4		0- 0		0- 0		AWAY		0- 3		1- 1		3- 0							
0- 0		0- 0		0- 0		NEUTRAL		0- 0		0- 0		0- 0							
RPI	S	Opponent		Score		RPI	S	Opponent		Score		RPI	S	Opponent		Score			
1	A	Southern California		0	3	28	H	Ohio		0	3	74	A	New Hampshire		3	2		
15	A	Louisville		3	2	28	H	Ohio		0	3	79	A	Northern Ill.		1	3		
20	A	Pittsburgh		0	3	29	N	Dayton		0	3	79	H	Northern Ill.		3	0		
21	N	Cincinnati		0	3							85	H	Akron		3	0		
22	N	Northern Iowa		1	3							88	A	Western Mich.		0	3		
												88	H	Western Mich.		2	3		
												91	H	Wright St.		3	1		
												94	N	Connecticut		3	1		
												97	N	South Carolina		2	3		
												98	A	Eastern Mich.		2	3		
												98	H	Eastern Mich.		3	0		
												98	H	Eastern Mich.		3	1		
												100	A	IPFW		3	2		
														231 N Fairfield		3	0		
				LAST 10 GAMES															
15	A	Louisville		3	2	98	H	Eastern Mich.		3	1								
21	N	Cincinnati		0	3	112	H	Central Mich.		1	3								
28	H	Ohio		0	3	196	A	Bowling Green		3	0								
98	H	Eastern Mich.		3	0	178	A	Toledo		3	1								
176	H	Miami (Ohio)		3	0	85	H	Akron		3	0								

Non-Div. I Games:

Ball St.

G
e
o
r
g
i
a

Georgia

Average RPI Win:		174	WON-LOST RECORD		WINNING PCT. RANK		LAST 10 GAMES		STRENGTH OF SCHEDULE		OPP. STRENGTH OF SCHEDULE		TEAM RPI		ADJ RPI		CONF. RPI		ADJ CONF. RPI		
DIV. I ONLY			21- 10		.67742 67		7- 3		109		105		64		.56217 67		18		18		
DIV. I NON-CONF.			7- 4		.63636 99		0- 0		59		51		51		.58854 51		16		15		
TOTALS		RPI 1-25		RPI 26-50		W-L RECORDS		RPI 51-100		RPI 101-150		RPI 150+									
21- 10		0- 4		0- 3		OVERALL		4- 2		2- 0		15- 1									
11- 2		0- 1		0- 1		HOME		3- 0		2- 0		6- 0									
7- 5		0- 2		0- 2		AWAY		1- 0		0- 0		6- 1									
3- 3		0- 1		0- 0		NEUTRAL		0- 2		0- 0		3- 0									
7- 4		0- 1		0- 1		NON-CONFERENCE		2- 2		2- 0		3- 0									
4- 0		0- 0		0- 0		HOME		2- 0		2- 0		0- 0									
1- 2		0- 1		0- 1		AWAY		0- 0		0- 0		1- 0									
2- 2		0- 0		0- 0		NEUTRAL		0- 2		0- 0		2- 0									
14- 6		0- 3		0- 2		CONFERENCE		2- 0		0- 0		12- 1									
7- 2		0- 1		0- 1		HOME		1- 0		0- 0		6- 0									
6- 3		0- 1		0- 1		AWAY		1- 0		0- 0		5- 1									
1- 1		0- 1		0- 0		NEUTRAL		0- 0		0- 0		1- 0									
RPI	S	Opponent			Score		RPI	S	Opponent			Score		RPI	S	Opponent			Score		
3	A	Hawaii			0	3	31	A	Southwest Mo. St.			0	3	51	N	Pacific (Cal.)			1	3	
22	A	Northern Iowa			0	3	31	H	Southwest Mo. St.			2	3	53	N	San Francisco			2	3	
22	H	Northern Iowa			0	3	34	A	Arkansas			1	3	77	H	San Diego St.			3	1	
22	N	Northern Iowa			1	3								80	A	Illinois St.			3	0	
														80	H	Illinois St.			3	1	
														99	H	North Texas			3	2	
														128	H	Oral Roberts			3	0	
														130	H	Nicholls St.			3	0	
														152	N	Baylor			3	1	
														163	A	Washington St.			3	2	
														167	A	Creighton			2	3	
														167	H	Creighton			3	0	
														167	N	Creighton			3	1	
														169	N	Oklahoma			3	1	
														174	A	Indiana St.			3	0	
														174	H	Indiana St.			3	0	
														188	A	Bradley			3	1	
														188	H	Bradley			3	0	
														245	A	Southern Ill.			3	0	
														245	H	Southern Ill.			3	0	
														253	A	Drake			3	0	
														253	H	Drake			3	0	
														259	A	Evansville			3	0	
														259	H	Evansville			3	0	
LAST 10 GAMES																					
22 N Northern Iowa						1	3	167 H Creighton						3	0						
167 N Creighton						3	1	253 H Drake						3	0						
31 A Southwest Mo. St.						0	3	259 A Evansville						3	0						
22 A Northern Iowa						0	3	245 A Southern Ill.						3	0						
188 A Bradley						3	1	174 H Indiana St.						3	0						

Non-Div. I Games:

Wichita St.

[illegible]

Non-Div. I Games:

Col. of Charleston

RPI	S	Opponent	Score	
271	A	Wofford	3	0
271	H	Wofford	3	0
285	A	UNC Greensboro	3	0
287	A	Citadel	3	0
287	H	Citadel	3	0

Col. of Charleston

C
o
l
.
o
f
C
h
a
r
l
e
s
t
o
n

C
o
l
.
o
f
C
h
a
r
l
e
s
t
o
n

Average RPI Win: 149		WON-LOST	WINNING	LAST 10	STRENGTH OF		OPP. STRENGTH	TEAM	ADJ		CONF.	ADJ CONF.
Average RPI Loss: 103		RECORD	PCT. RANK	GAMES	SCHEDULE		OF SCHEDULE	RPI	RPI		RPI	RPI
DIV. I ONLY		22- 8	.73333	45	9- 1		141	99	58		.56106	69
DIV. I NON-CONF.		8- 6	.57143	120	4- 0		146	76	120		.51657	128
TOTALS		RPI 1-25	RPI 26-50		W-L RECORDS		RPI 51-100		RPI 101-150		RPI 150+	
22- 8		0- 1	1- 3		OVERALL		2- 0		11- 1		8- 3	
15- 2		0- 0	1- 1		HOME		2- 0		7- 0		5- 1	
7- 3		0- 0	0- 2		AWAY		0- 0		4- 1		3- 0	
0- 3		0- 1	0- 0		NEUTRAL		0- 0		0- 0		0- 2	
8- 6		0- 1	0- 1		NON-CONFERENCE		2- 0		4- 1		2- 3	
7- 1		0- 0	0- 0		HOME		2- 0		3- 0		2- 1	
1- 2		0- 0	0- 1		AWAY		0- 0		1- 1		0- 0	
0- 3		0- 1	0- 0		NEUTRAL		0- 0		0- 0		0- 2	
14- 2		0- 0	1- 2		CONFERENCE		0- 0		7- 0		6- 0	
8- 1		0- 0	1- 1		HOME		0- 0		4- 0		3- 0	
6- 1		0- 0	0- 1		AWAY		0- 0		3- 0		3- 0	
0- 0		0- 0	0- 0		NEUTRAL		0- 0		0- 0		0- 0	
RPI S	Opponent	Score	RPI S	Opponent	Score	RPI S	Opponent	Score	RPI S	Opponent	Score	
4 N	Georgia Tech	0 3	29 A	Dayton	1 3	55 H	Pennsylvania	3 0	106 A	George Washington	3 0	
			29 H	Dayton	0 3	61 H	American	3 0	106 H	George Washington	3 0	
			29 H	Dayton	3 2				108 A	Xavier	3 1	
			48 A	North Carolina	0 3				108 H	Xavier	3 1	
									108 H	Xavier	3 1	
									109 A	Ohio St.	1 3	
									129 A	Rutgers	3 1	
									131 H	George Mason	3 1	
									132 H	Villanova	3 1	
									148 A	Rhode Island	3 1	
									148 H	Rhode Island	3 1	
									150 H	Manhattan	3 1	
									172 A	Duquesne	3 1	
									172 H	Duquesne	3 1	
									182 N	James Madison	0 3	
									185 H	Georgetown	3 0	
									193 N	Oregon	1 3	
									223 A	Fordham	3 0	
									223 H	Fordham	3 0	
									230 H	Delaware	2 3	
									243 H	St. Peter's	3 0	
									266 A	La Salle	3 0	
									266 H	La Salle	3 0	
			LAST 10 GAMES									
			131 H	George Mason	3 1	172 A	Duquesne	3 1				
			150 H	Manhattan	3 1	55 H	Pennsylvania	3 0				
			29 H	Dayton	0 3	148 H	Rhode Island	3 1				
			108 H	Xavier	3 1	223 H	Fordham	3 0				
			106 A	George Washington	3 0	61 H	American	3 0				

Non-Div. I Games:

Temple

Average RPI Win:		146	WON-LOST RECORD		WINNING PCT. RANK		LAST 10 GAMES		STRENGTH OF SCHEDULE		OPP. STRENGTH OF SCHEDULE		TEAM RPI		ADJ RPI		CONF. RPI		ADJ CONF. RPI				
Average RPI Loss:		69																					
DIV. I ONLY			23- 12		.65714 75		8- 2		78		102		59		.56093 70		17		16				
DIV. I NON-CONF.			9- 10		.47368 169		0- 2		98		43		121		.52068 123		17		17				
TOTALS		RPI 1-25		RPI 26-50		W-L RECORDS		RPI 51-100		RPI 101-150		RPI 150+											
23- 12		0- 2		1- 4		OVERALL		4- 3		8- 2		10- 1											
10- 3		0- 1		0- 1		HOME		2- 0		4- 1		4- 0											
8- 7		0- 1		1- 2		AWAY		1- 3		2- 1		4- 0											
5- 2		0- 0		0- 1		NEUTRAL		1- 0		2- 0		2- 1											
9- 10		0- 2		1- 4		NON-CONFERENCE		2- 2		2- 1		4- 1											
3- 3		0- 1		0- 1		HOME		1- 0		1- 1		1- 0											
2- 5		0- 1		1- 2		AWAY		0- 2		0- 0		1- 0											
4- 2		0- 0		0- 1		NEUTRAL		1- 0		1- 0		2- 1											
14- 2		0- 0		0- 0		CONFERENCE		2- 1		6- 1		6- 0											
7- 0		0- 0		0- 0		HOME		1- 0		3- 0		3- 0											
6- 2		0- 0		0- 0		AWAY		1- 1		2- 1		3- 0											
1- 0		0- 0		0- 0		NEUTRAL		0- 0		1- 0		0- 0											
RPI	S	Opponent		Score		RPI	S	Opponent		Score		RPI	S	Opponent		Score							
10	A	Stanford		0	3	27	A	Loyola Marymount		0	3	51	A	Pacific (Cal.)		0	3	101	A	Montana St.	3	0	
24	H	Santa Clara		2	3	28	N	Ohio		2	3	53	A	San Francisco		2	3	101	H	Montana St.	3	1	
						43	A	Wis.-Milwaukee		2	3	57	A	Eastern Wash.		0	3	114	H	Oregon St.	3	1	
						45	H	Fresno St.		1	3	57	A	Eastern Wash.		3	2	119	A	Idaho St.	3	0	
						50	A	St. Mary's (Cal.)		3	1	57	H	Eastern Wash.		3	0	119	H	Idaho St.	3	0	
												80	N	Illinois St.		3	0	119	N	Idaho St.	3	0	
												90	H	Nevada		3	0	121	N	Kentucky	3	1	
																		145	H	UC Riverside	0	3	
																		149	A	Northern Ariz.	2	3	
																		149	H	Northern Ariz.	3	0	
																		157	N	UNLV	3	0	
																		185	H	Georgetown	3	1	
																		191	A	Portland St.	3	1	
																		191	H	Portland St.	3	1	
																		195	N	West Virginia	0	3	
																		199	A	New Mexico	3	1	
																		213	A	Weber St.	3	0	
																		213	H	Weber St.	3	0	
																		242	A	Montana	3	0	
																		242	H	Montana	3	0	
																		258	N	Eastern Ill.	3	0	
						LAST 10 GAMES																	
						10	A	Stanford		0	3	51	A	Pacific (Cal.)		0	3						
						57	A	Eastern Wash.		3	2	57	H	Eastern Wash.		3	0						
						119	N	Idaho St.		3	0	191	H	Portland St.		3	1						
						119	A	Idaho St.		3	0	242	A	Montana		3	0						
						213	A	Weber St.		3	0	101	A	Montana St.		3	0						

Non-Div. I Games:

Sacramento St.

Average RPI Win: 155		WON-LOST	WINNING	LAST 10	STRENGTH OF		OPP. STRENGTH	TEAM	ADJ		CONF.	ADJ CONF.
Average RPI Loss: 50		RECORD	PCT. RANK	GAMES	SCHEDULE		OF SCHEDULE	RPI	RPI		RPI	RPI
DIV. I ONLY		22- 9	.70968	52	6- 4		171	52	73	.5599	71	11
DIV. I NON-CONF.		11- 2	.84615	16	1- 0		189	57	58	.58063	58	8
TOTALS		RPI 1-25	RPI 26-50		W-L RECORDS		RPI 51-100		RPI 101-150		RPI 150+	
22- 9		1- 3	0- 3		OVERALL		6- 1		4- 1		11- 1	
9- 2		0- 1	0- 1		HOME		3- 0		1- 0		5- 0	
7- 5		1- 1	0- 1		AWAY		2- 1		1- 1		3- 1	
6- 2		0- 1	0- 1		NEUTRAL		1- 0		2- 0		3- 0	
11- 2		1- 0	0- 2		NON-CONFERENCE		1- 0		3- 0		6- 0	
2- 1		0- 0	0- 1		HOME		0- 0		0- 0		2- 0	
4- 0		1- 0	0- 0		AWAY		1- 0		1- 0		1- 0	
5- 1		0- 0	0- 1		NEUTRAL		0- 0		2- 0		3- 0	
11- 7		0- 3	0- 1		CONFERENCE		5- 1		1- 1		5- 1	
7- 1		0- 1	0- 0		HOME		3- 0		1- 0		3- 0	
3- 5		0- 1	0- 1		AWAY		1- 1		0- 1		2- 1	
1- 1		0- 1	0- 0		NEUTRAL		1- 0		0- 0		0- 0	
RPI S	Opponent	Score	RPI S	Opponent	Score	RPI S	Opponent	Score	RPI S	Opponent	Score	
2 A	Florida	0 3	26 N	Michigan St.	2 3	66 A	Georgia	2 3	111 N	Arizona St.	3 2	
2 H	Florida	0 3	32 H	Michigan	2 3	66 H	Georgia	3 0	121 A	Kentucky	1 3	
2 N	Florida	0 3	34 A	Arkansas	0 3	66 N	Georgia	3 2	121 H	Kentucky	3 1	
18 A	Maryland	3 1				73 H	Alabama	3 1	132 N	Villanova	3 0	
						90 A	Nevada	3 0	147 A	Winthrop	3 0	
						97 A	South Carolina	3 1	166 A	LSU	1 3	
						97 H	South Carolina	3 1	176 N	Miami (Ohio)	3 0	
									177 A	DePaul	3 0	
									180 H	Cal St. Fullerton	3 0	
									202 N	IUPUI	3 1	
									219 A	Mississippi	3 0	
									219 H	Mississippi	3 1	
									225 N	Gonzaga	3 0	
									233 H	Auburn	3 0	
									248 H	East Tenn. St.	3 0	
									261 A	Mississippi St.	3 0	
									261 H	Mississippi St.	3 1	
			LAST 10 GAMES									
			147 A	Winthrop	3 0	97 A	South Carolina	3 1				
			2 N	Florida	0 3	121 A	Kentucky	1 3				
			66 N	Georgia	3 2	66 H	Georgia	3 0				
			219 A	Mississippi	3 0	2 H	Florida	0 3				
			261 A	Mississippi St.	3 0	166 A	LSU	1 3				

Non-Div. I Games:

Tennessee

Average RPI Win:		196	WON-LOST RECORD		WINNING PCT. RANK		LAST 10 GAMES		STRENGTH OF SCHEDULE		OPP. STRENGTH OF SCHEDULE		TEAM RPI		ADJ RPI		CONF. RPI		ADJ CONF. RPI										
Average RPI Loss:		84																											
DIV. I ONLY			23- 7		.76667		36		8- 2		164		202		74		.55942		72		27		27						
DIV. I NON-CONF.			11- 7		.61111		110		2- 2		97		96		81		.55426		81		28		27						
TOTALS		RPI 1-25		RPI 26-50		W-L RECORDS		RPI 51-100		RPI 101-150		RPI 150+																	
23- 7		1- 1		0- 2		OVERALL		2- 1		5- 2		15- 1																	
11- 1		0- 0		0- 0		HOME		0- 1		4- 0		7- 0																	
8- 4		0- 1		0- 1		AWAY		1- 0		1- 2		6- 0																	
4- 2		1- 0		0- 1		NEUTRAL		1- 0		0- 0		2- 1																	
11- 7		1- 1		0- 2		NON-CONFERENCE		2- 1		3- 2		5- 1																	
4- 1		0- 0		0- 0		HOME		0- 1		2- 0		2- 0																	
3- 4		0- 1		0- 1		AWAY		1- 0		1- 2		1- 0																	
4- 2		1- 0		0- 1		NEUTRAL		1- 0		0- 0		2- 1																	
12- 0		0- 0		0- 0		CONFERENCE		0- 0		2- 0		10- 0																	
7- 0		0- 0		0- 0		HOME		0- 0		2- 0		5- 0																	
5- 0		0- 0		0- 0		AWAY		0- 0		0- 0		5- 0																	
0- 0		0- 0		0- 0		NEUTRAL		0- 0		0- 0		0- 0																	
RPI	S	Opponent		Score		RPI	S	Opponent		Score		RPI	S	Opponent		Score													
2	A	Florida		0	3	37	N	Colorado		0	3	62	H	Florida St.		1	3	102	H	Ga. Southern		3	0						
21	N	Cincinnati		3	2	49	A	Miami (Fla.)		1	3	80	N	Illinois St.		3	2	112	H	Central Mich.		3	2						
																		120	H	Georgia St.		3	1						
																		120	H	Georgia St.		3	2						
																		122	A	Denver		0	3						
																		127	A	South Fla.		3	2						
																		139	A	Coastal Caro.		1	3						
																		176	N	Miami (Ohio)		1	3						
																		186	H	Buffalo		3	1						
																		197	A	Fla. Atlantic		3	0						
																		197	H	Fla. Atlantic		3	1						
																		207	A	Jacksonville		3	0						
																		209	N	New Orleans		3	0						
																		226	A	Troy St.		3	1						
																		244	A	Charleston So.		3	0						
																		264	N	Oakland		3	0						
																		274	H	Mercer		3	1						
																		277	H	Stetson		3	0						
																		278	H	Bethune-Cookman		3	0						
																		289	A	Belmont		3	2						
																		291	H	Gardner-Webb		3	0						
																		292	A	Lipscomb		3	1						
																		302	H	Campbell		3	0						
						LAST 10 GAMES																							
						2 A Florida						0	3							207 A Jacksonville						3	0		
						21 N Cincinnati						3	2							49 A Miami (Fla.)						1	3		
						120 H Georgia St.						3	1							274 H Mercer						3	1		
						197 H Fla. Atlantic						3	1							120 H Georgia St.						3	2		
						277 H Stetson						3	0							244 A Charleston So.						3	0		

Non-Div. I Games:

UCF

Non-Div. I Games:

Loss, Non-Conf, S Site, H Home, A Away, N Neutral Page 74

Average RPI Win:		167	WON-LOST RECORD		WINNING PCT. RANK	LAST 10 GAMES	STRENGTH OF SCHEDULE		OPP. STRENGTH OF SCHEDULE	TEAM RPI	ADJ RPI	CONF. RPI	ADJ CONF. RPI
Average RPI Loss:		83											
DIV. I ONLY		23- 12			.65714 75	8- 2	93		104	65	.55763 74	15	17
DIV. I NON-CONF.		9- 10			.47368 169	0- 1	137		73	144	.49911 147	18	18
TOTALS		RPI 1-25	RPI 26-50		W-L RECORDS		RPI 51-100		RPI 101-150		RPI 150+		
23- 12	0- 3	0- 1		OVERALL		3- 3		6- 4		14- 1			
15- 3	0- 0	0- 0		HOME		3- 1		5- 1		7- 1			
6- 5	0- 2	0- 1		AWAY		0- 1		1- 1		5- 0			
2- 4	0- 1	0- 0		NEUTRAL		0- 1		0- 2		2- 0			
9- 10	0- 3	0- 1		NON-CONFERENCE		1- 2		2- 3		6- 1			
6- 3	0- 0	0- 0		HOME		1- 1		2- 1		3- 1			
1- 3	0- 2	0- 1		AWAY		0- 0		0- 0		1- 0			
2- 4	0- 1	0- 0		NEUTRAL		0- 1		0- 2		2- 0			
14- 2	0- 0	0- 0		CONFERENCE		2- 1		4- 1		8- 0			
9- 0	0- 0	0- 0		HOME		2- 0		3- 0		4- 0			
5- 2	0- 0	0- 0		AWAY		0- 1		1- 1		4- 0			
0- 0	0- 0	0- 0		NEUTRAL		0- 0		0- 0		0- 0			
RPI S	Opponent	Score	RPI S	Opponent	Score	RPI S	Opponent	Score	RPI S	Opponent	Score		
1 A	Southern California	0 3	36 A	Wisconsin	0 3	60 A	Northeastern	2 3	103 N	Cal Poly	0 3		
12 A	California	0 3				60 H	Northeastern	3 1	104 A	Albany (N.Y.)	3 1		
25 N	Washington	0 3				60 H	Northeastern	3 1	104 H	Albany (N.Y.)	3 0		
						65 H	Ball St.	2 3	104 H	Albany (N.Y.)	3 1		
						90 N	Nevada	0 3	105 A	Stony Brook	1 3		
						94 H	Connecticut	3 1	105 H	Stony Brook	3 0		
									120 N	Georgia St.	2 3		
									143 H	Florida Int'l	1 3		
									144 H	Boston College	3 0		
									148 H	Rhode Island	3 2		
									164 H	Syracuse	3 1		
									175 H	Harvard	3 1		
									194 A	UMBC	3 1		
									194 H	UMBC	3 0		
									198 A	Binghamton	3 2		
									198 H	Binghamton	3 0		
									204 A	Maine	3 1		
									204 H	Maine	3 0		
									210 A	Brown	3 1		
									222 H	Dartmouth	3 0		
									229 A	Hartford	3 0		
									229 H	Hartford	3 0		
									231 H	Fairfield	2 3		
									243 N	St. Peter's	3 0		
									256 N	UMKC	3 0		
			LAST 10 GAMES										
	1 A	Southern California	0 3		194 A	UMBC	3 1						
	60 H	Northeastern	3 1		198 A	Binghamton	3 2						
	104 H	Albany (N.Y.)	3 1		229 A	Hartford	3 0						
	104 H	Albany (N.Y.)	3 0		105 A	Stony Brook	1 3						
	60 H	Northeastern	3 1		204 A	Maine	3 1						

Non-Div. I Games:

New Hampshire

Average RPI Win:	154	WON-LOST RECORD	WINNING PCT. RANK	LAST 10 GAMES	STRENGTH OF SCHEDULE	OPP. STRENGTH OF SCHEDULE	TEAM RPI	ADJ RPI	CONF. RPI	ADJ CONF. RPI					
DIV. I ONLY		18- 16	.52941	139	5- 5	43	75	82	.55643	75	5	5			
DIV. I NON-CONF.		11- 5	.6875	75	0- 0	102	127	72	.56736	74	6	6			
<hr/>															
TOTALS	RPI 1-25	RPI 26-50		W-L RECORDS		RPI 51-100		RPI 101-150		RPI 150+					
18- 16	1- 6	0- 2		OVERALL		5- 6		3- 2		9- 0					
11- 6	0- 2	0- 1		HOME		3- 2		2- 1		6- 0					
4- 7	1- 1	0- 1		AWAY		1- 4		1- 1		1- 0					
3- 3	0- 3	0- 0		NEUTRAL		1- 0		0- 0		2- 0					
11- 5	0- 2	0- 0		NON-CONFERENCE		2- 2		2- 1		7- 0					
7- 2	0- 0	0- 0		HOME		1- 1		1- 1		5- 0					
2- 1	0- 0	0- 0		AWAY		1- 1		1- 0		0- 0					
2- 2	0- 2	0- 0		NEUTRAL		0- 0		0- 0		2- 0					
7- 11	1- 4	0- 2		CONFERENCE		3- 4		1- 1		2- 0					
4- 4	0- 2	0- 1		HOME		2- 1		1- 0		1- 0					
2- 6	1- 1	0- 1		AWAY		0- 3		0- 1		1- 0					
1- 1	0- 1	0- 0		NEUTRAL		1- 0		0- 0		0- 0					
RPI	S	Opponent	Score	RPI	S	Opponent	Score	RPI	S	Opponent	Score				
4	A	Georgia Tech	1 3	48	A	North Carolina	1 3	59	A	Virginia	2 3	124	H	Texas Tech	1 3
4	H	Georgia Tech	0 3	48	H	North Carolina	2 3	59	H	Virginia	3 1	139	A	Coastal Caro.	3 0
7	N	Nebraska	0 3					62	A	Florida St.	2 3	142	A	Duke	0 3
14	N	Illinois	1 3					62	H	Florida St.	3 1	142	H	Duke	3 0
18	A	Maryland	3 2					66	A	Georgia	3 1	147	H	Winthrop	3 1
18	H	Maryland	1 3					68	H	Col. of Charleston	2 3	179	H	Ill.-Chicago	3 2
18	N	Maryland	0 3					80	A	Illinois St.	1 3	181	H	Furman	3 0
								86	A	Wake Forest	2 3	192	H	Appalachian St.	3 1
								86	H	Wake Forest	1 3	197	N	Fla. Atlantic	3 1
								86	N	Wake Forest	3 1	221	A	North Carolina St.	3 0
								97	H	South Carolina	3 1	221	H	North Carolina St.	3 0
												244	H	Charleston So.	3 0
												248	H	East Tenn. St.	3 0
												271	N	Wofford	3 0
<hr/>															
				LAST 10 GAMES											
				18	N	Maryland	0 3	86	H	Wake Forest	1 3				
				86	N	Wake Forest	3 1	59	A	Virginia	2 3				
				4	A	Georgia Tech	1 3	18	A	Maryland	3 2				
				142	H	Duke	3 0	48	H	North Carolina	2 3				
				62	H	Florida St.	3 1	221	H	North Carolina St.	3 0				

Non-Div. I Games:

Clemson

T
u
l
a
n
e

Tulane				Through Games Of Dec. 21, 2003								
Average RPI Win:	183	WON-LOST RECORD	WINNING PCT. RANK	LAST 10 GAMES	STRENGTH OF SCHEDULE	OPP. STRENGTH OF SCHEDULE	TEAM RPI	ADJ RPI	CONF. RPI	ADJ CONF. RPI		
DIV. I ONLY	25- 7	.78125	30	5- 5	188	136	68	.55636	76	13	13	
DIV. I NON-CONF.	14- 2	.875	13	1- 0	257	143	86	.54346	93	13	13	

TOTALS	RPI 1-25	RPI 26-50		W-L RECORDS	RPI 51-100		RPI 101-150		RPI 150+			
25- 7	0- 3	0- 0		OVERALL	3- 3		5- 1		17- 0			
17- 2	0- 1	0- 0		HOME	2- 1		3- 0		12- 0			
6- 4	0- 2	0- 0		AWAY	1- 2		2- 0		3- 0			
2- 1	0- 0	0- 0		NEUTRAL	0- 0		0- 1		2- 0			
14- 2	0- 1	0- 0		NON-CONFERENCE	1- 0		2- 1		11- 0			
10- 1	0- 1	0- 0		HOME	1- 0		1- 0		8- 0			
2- 0	0- 0	0- 0		AWAY	0- 0		1- 0		1- 0			
2- 1	0- 0	0- 0		NEUTRAL	0- 0		0- 1		2- 0			
11- 5	0- 2	0- 0		CONFERENCE	2- 3		3- 0		6- 0			
7- 1	0- 0	0- 0		HOME	1- 1		2- 0		4- 0			
4- 4	0- 2	0- 0		AWAY	1- 2		1- 0		2- 0			
0- 0	0- 0	0- 0		NEUTRAL	0- 0		0- 0		0- 0			
RPI	S	Opponent	Score	RPI	S	Opponent	Score	RPI	S	Opponent	Score	
7	H	Nebraska	0 3					78	A	Southern Miss.	3 1	
15	A	Louisville	0 3					78	A	Southern Miss.	1 3	
21	A	Cincinnati	2 3					81	A	Memphis	1 3	
								81	H	Memphis	1 3	
								91	H	Wright St.	3 2	
								96	H	Marquette	3 1	

T
u
l
a
n
e

Non-Div. I Games:

Tulane

Average RPI Win:	144	WON-LOST RECORD	WINNING PCT. RANK	LAST 10 GAMES	STRENGTH OF SCHEDULE	OPP. STRENGTH OF SCHEDULE	TEAM RPI	ADJ RPI	CONF. RPI	ADJ CONF. RPI		
DIV. I ONLY		18- 14	.5625	121	6- 4	70	49	79	.55552	77	7	7
DIV. I NON-CONF.		10- 6	.625	104	1- 0	90	32	71	.57035	70	7	7
<hr/>												
TOTALS	RPI 1-25	RPI 26-50		W-L RECORDS		RPI 51-100		RPI 101-150		RPI 150+		
18- 14	0- 4	2- 7		OVERALL		1- 2		4- 0		11- 1		
8- 6	0- 2	0- 3		HOME		0- 1		1- 0		7- 0		
5- 6	0- 1	2- 3		AWAY		0- 1		0- 0		3- 1		
5- 2	0- 1	0- 1		NEUTRAL		1- 0		3- 0		1- 0		
10- 6	0- 1	2- 3		NON-CONFERENCE		1- 2		4- 0		3- 0		
3- 2	0- 0	0- 1		HOME		0- 1		1- 0		2- 0		
2- 2	0- 0	2- 1		AWAY		0- 1		0- 0		0- 0		
5- 2	0- 1	0- 1		NEUTRAL		1- 0		3- 0		1- 0		
8- 8	0- 3	0- 4		CONFERENCE		0- 0		0- 0		8- 1		
5- 4	0- 2	0- 2		HOME		0- 0		0- 0		5- 0		
3- 4	0- 1	0- 2		AWAY		0- 0		0- 0		3- 1		
0- 0	0- 0	0- 0		NEUTRAL		0- 0		0- 0		0- 0		
RPI S	Opponent	Score	RPI S	Opponent	Score	RPI S	Opponent	Score	RPI S	Opponent	Score	
11 A	Colorado St.	0 3	27 A	Loyola Marymount	0 3	67 A	Wichita St.	1 3	128 N	Oral Roberts	3 1	
11 H	Colorado St.	2 3	30 A	Arizona	3 1	89 H	Rice	0 3	130 N	Nicholls St.	3 1	
11 H	Colorado St.	2 3	34 A	Brigham Young	2 3	99 N	North Texas	3 0	145 H	UC Riverside	3 0	
24 N	Santa Clara	2 3	34 H	Brigham Young	0 3				148 N	Rhode Island	3 0	
			39 A	Utah	0 3				153 A	Air Force	3 0	
			39 H	Utah	0 3				153 H	Air Force	3 0	
			41 A	San Diego	3 2				157 A	UNLV	3 0	
			41 H	San Diego	0 3				157 H	UNLV	3 0	
			49 N	Miami (Fla.)	1 3				157 H	UNLV	3 1	
									171 N	Hofstra	3 0	
									173 A	Wyoming	0 3	
									173 H	Wyoming	3 0	
									175 H	Harvard	3 0	
									180 H	Cal St. Fullerton	3 0	
									199 A	New Mexico	3 0	
									199 H	New Mexico	3 0	
			LAST 10 GAMES									
			11 H	Colorado St.	2 3	153 A	Air Force	3 0				
			157 H	UNLV	3 0	41 A	San Diego	3 2				
			34 H	Brigham Young	0 3	173 H	Wyoming	3 0				
			39 H	Utah	0 3	11 H	Colorado St.	2 3				
			199 A	New Mexico	3 0	157 H	UNLV	3 1				

Non-Div. I Games:

San Diego St.

Average RPI Win:		191	WON-LOST RECORD		WINNING PCT. RANK		LAST 10 GAMES		STRENGTH OF SCHEDULE		OPP. STRENGTH OF SCHEDULE		TEAM RPI		ADJ RPI		CONF. RPI		ADJ CONF. RPI						
Average RPI Loss:		81																							
DIV. I ONLY			27- 6		.81818		18		7- 3		222		154		78		.5541		78		13		13		
DIV. I NON-CONF.			16- 2		.88889		11		1- 0		275		206		105		.53232		106		13		13		
TOTALS		RPI 1-25		RPI 26-50		W-L RECORDS		RPI 51-100		RPI 101-150		RPI 150+													
27- 6		0- 2		0- 0		OVERALL		5- 2		3- 1		19- 1													
13- 1		0- 0		0- 0		HOME		3- 1		2- 0		8- 0													
8- 3		0- 2		0- 0		AWAY		2- 0		1- 0		5- 1													
6- 2		0- 0		0- 0		NEUTRAL		0- 1		0- 1		6- 0													
16- 2		0- 0		0- 0		NON-CONFERENCE		2- 0		0- 1		14- 1													
6- 0		0- 0		0- 0		HOME		1- 0		0- 0		5- 0													
4- 1		0- 0		0- 0		AWAY		1- 0		0- 0		3- 1													
6- 1		0- 0		0- 0		NEUTRAL		0- 0		0- 1		6- 0													
11- 4		0- 2		0- 0		CONFERENCE		3- 2		3- 0		5- 0													
7- 1		0- 0		0- 0		HOME		2- 1		2- 0		3- 0													
4- 2		0- 2		0- 0		AWAY		1- 0		1- 0		2- 0													
0- 1		0- 0		0- 0		NEUTRAL		0- 1		0- 0		0- 0													
RPI	S	Opponent		Score		RPI	S	Opponent		Score		RPI	S	Opponent		Score									
15	A	Louisville		0 3								73	A	Alabama		3 1		124	N	Texas Tech		0 3			
21	A	Cincinnati		0 3								76	H	Tulane		1 3		125	H	TCU		3 0			
												76	H	Tulane		3 1		127	A	South Fla.		3 0			
												81	A	Memphis		3 2		135	H	Houston		3 1			
												95	H	Ark.-Little Rock		3 1		153	A	Air Force		1 3			
												96	H	Marquette		3 0		177	H	DePaul		3 1			
												96	N	Marquette		2 3		187	N	McNeese St.		3 0			
																		189	A	UAB		3 2			
																		190	A	St. Louis		3 2			
																		203	N	Austin Peay		3 1			
																		209	H	New Orleans		3 0			
																		212	N	Sam Houston St.		3 0			
																		215	A	Southeastern La.		3 1			
																		217	H	Charlotte		3 1			
																		219	H	Mississippi		3 0			
																		234	H	East Caro.		3 0			
																		236	N	N.C. A&T		3 0			
																		237	H	La.-Lafayette		3 0			
																		254	A	Tex. A&M-Corp. Chris		3 0			
																		255	N	Navy		3 0			
																		261	A	Mississippi St.		3 0			
																		268	N	Tenn.-Martin		3 0			
																		293	H	Alcorn St.		3 0			
																		297	H	Jackson St.		3 0			
						LAST 10 GAMES																			
						96 N Marquette						2		3		234 H East Caro.						3		0	
						190 A St. Louis						3		2		217 H Charlotte						3		1	
						81 A Memphis						3		2		15 A Louisville						0		3	
						76 H Tulane						3		1		21 A Cincinnati						0		3	
						73 A Alabama						3		1		96 H Marquette						3		0	

Non-Div. I Games:

Southern Miss.

Average RPI Win:	132	WON-LOST RECORD	WINNING PCT. RANK	LAST 10 GAMES		STRENGTH OF SCHEDULE	OPP. STRENGTH OF SCHEDULE	TEAM RPI	ADJ RPI	CONF. RPI	ADJ CONF. RPI
DIV. I ONLY		20- 11	.64516 85	6- 4		103	100	76	.55301 79	12	12
DIV. I NON-CONF.		11- 2	.84615 16	0- 0		61	100	21	.63874 21	9	9
<hr/>											
TOTALS	RPI 1-25		RPI 26-50	W-L RECORDS		RPI 51-100			RPI 101-150		RPI 150+
20- 11	1- 1		0- 1	OVERALL		6- 4			5- 2		8- 3
15- 5	1- 1		0- 0	HOME		5- 2			3- 1		6- 1
4- 5	0- 0		0- 1	AWAY		1- 1			1- 1		2- 2
1- 1	0- 0		0- 0	NEUTRAL		0- 1			1- 0		0- 0
11- 2	1- 1		0- 0	NON-CONFERENCE		2- 1			4- 0		4- 0
9- 2	1- 1		0- 0	HOME		2- 1			3- 0		3- 0
1- 0	0- 0		0- 0	AWAY		0- 0			0- 0		1- 0
1- 0	0- 0		0- 0	NEUTRAL		0- 0			1- 0		0- 0
9- 9	0- 0		0- 1	CONFERENCE		4- 3			1- 2		4- 3
6- 3	0- 0		0- 0	HOME		3- 1			0- 1		3- 1
3- 5	0- 0		0- 1	AWAY		1- 1			1- 1		1- 2
0- 1	0- 0		0- 0	NEUTRAL		0- 1			0- 0		0- 0
<hr/>											
RPI S	Opponent	Score	RPI S	Opponent	Score	RPI S	Opponent	Score	RPI S	Opponent	Score
22 H	Northern Iowa	1 3	28 A	Ohio	0 3	52 H	Western Ky.	3 1	105 H	Stony Brook	3 1
23 H	Kansas	3 1				65 A	Ball St.	0 3	110 H	Valparaiso	3 2
						65 H	Ball St.	3 1	112 A	Central Mich.	0 3
						80 H	Illinois St.	0 3	123 H	Liberty	3 1
						85 H	Akron	3 0	134 H	Kent St.	2 3
						85 N	Akron	2 3	137 N	Cleveland St.	3 2
						88 H	Western Mich.	1 3	140 A	Marshall	3 0
						93 H	Loyola (Ill.)	3 1	156 A	Virginia Tech	3 1
						98 A	Eastern Mich.	3 1	176 A	Miami (Ohio)	3 1
						98 H	Eastern Mich.	3 1	178 A	Toledo	0 3
									178 H	Toledo	3 1
									179 H	Ill.-Chicago	3 2
									186 H	Buffalo	2 3
									186 H	Buffalo	3 0
									188 H	Bradley	3 0
									196 A	Bowling Green	1 3
									196 H	Bowling Green	3 0
									257 H	Chicago St.	3 0
		</									

Non-Div. I Games:

Northern Ill.

Average RPI Win:	176	WON-LOST	WINNING	LAST 10	STRENGTH OF	OPP. STRENGTH	TEAM	ADJ	CONF.	ADJ CONF.	
Average RPI Loss:	59	RECORD	PCT. RANK	GAMES	SCHEDULE	OF SCHEDULE	RPI	RPI	RPI	RPI	
DIV. I ONLY	19- 14	.57576	115	8- 2	73	109	86	.55214	80	18	18
DIV. I NON-CONF.	7- 6	.53846	140	0- 1	35	46	53	.58699	52	16	15
<hr/>											
TOTALS	RPI 1-25	RPI 26-50		W-L RECORDS	RPI 51-100		RPI 101-150		RPI 150+		
19- 14	1- 4	1- 4		OVERALL	2- 4		1- 0		14- 2		
9- 4	1- 2	0- 1		HOME	1- 1		0- 0		7- 0		
7- 7	0- 2	1- 2		AWAY	1- 1		1- 0		4- 2		
3- 3	0- 0	0- 1		NEUTRAL	0- 2		0- 0		3- 0		
7- 6	0- 3	1- 1		NON-CONFERENCE	2- 2		1- 0		3- 0		
2- 2	0- 2	0- 0		HOME	1- 0		0- 0		1- 0		
3- 1	0- 1	1- 0		AWAY	1- 0		1- 0		0- 0		
2- 3	0- 0	0- 1		NEUTRAL	0- 2		0- 0		2- 0		
12- 8	1- 1	0- 3		CONFERENCE	0- 2		0- 0		11- 2		
7- 2	1- 0	0- 1		HOME	0- 1		0- 0		6- 0		
4- 6	0- 1	0- 2		AWAY	0- 1		0- 0		4- 2		
1- 0	0- 0	0- 0		NEUTRAL	0- 0		0- 0		1- 0		
<hr/>											
RPI S	Opponent	Score		RPI S	Opponent	Score		RPI S	Opponent	Score	
7 H	Nebraska	1	3	31 A	Southwest Mo. St.	1	3	67 A	Wichita St.	1	3
14 H	Illinois	1	3	31 A	Southwest Mo. St.	0	3	67 H	Wichita St.	0	3
17 A	Notre Dame	0	3	31 H	Southwest Mo. St.	1	3	70 N	Sacramento St.	0	3
22 A	Northern Iowa	1	3	37 N	Colorado	2	3	72 N	UCF	2	3
22 H	Northern Iowa	3	2	43 A	Wis.-Milwaukee	3	2	75 H	Clemson	3	1
								79 A	Northern Ill.	3	0

Non-Div. I Games:

Illinois St.

Average RPI Win: 197		WON-LOST	WINNING	LAST 10	STRENGTH OF		OPP. STRENGTH	TEAM	ADJ		CONF.	ADJ CONF.
Average RPI Loss: 60		RECORD	PCT. RANK	GAMES	SCHEDULE		OF SCHEDULE	RPI	RPI		RPI	RPI
DIV. I ONLY		29- 6	.82857	15	6- 4		244	145	80		.5515	81
DIV. I NON-CONF.		18- 1	.94737	3	1- 0		296	196	107		.53032	107
TOTALS		RPI 1-25	RPI 26-50		W-L RECORDS		RPI 51-100		RPI 101-150		RPI 150+	
29- 6		0- 3	0- 0		OVERALL		4- 1		5- 2		20- 0	
7- 3		0- 2	0- 0		HOME		1- 1		1- 0		5- 0	
13- 2		0- 0	0- 0		AWAY		2- 0		2- 2		9- 0	
9- 1		0- 1	0- 0		NEUTRAL		1- 0		2- 0		6- 0	
18- 1		0- 0	0- 0		NON-CONFERENCE		1- 0		2- 1		15- 0	
4- 0		0- 0	0- 0		HOME		0- 0		0- 0		4- 0	
6- 1		0- 0	0- 0		AWAY		0- 0		1- 1		5- 0	
8- 0		0- 0	0- 0		NEUTRAL		1- 0		1- 0		6- 0	
11- 5		0- 3	0- 0		CONFERENCE		3- 1		3- 1		5- 0	
3- 3		0- 2	0- 0		HOME		1- 1		1- 0		1- 0	
7- 1		0- 0	0- 0		AWAY		2- 0		1- 1		4- 0	
1- 1		0- 1	0- 0		NEUTRAL		0- 0		1- 0		0- 0	
RPI S	Opponent	Score	RPI S	Opponent	Score	RPI S	Opponent	Score	RPI S	Opponent	Score	
15 H	Louisville	2 3				76 A	Tulane	3 1	107 A	Arkansas St.	2 3	
15 N	Louisville	0 3				76 H	Tulane	3 1	125 A	TCU	0 3	
21 H	Cincinnati	1 3				78 H	Southern Miss.	2 3	127 H	South Fla.	3 0	
						95 N	Ark.-Little Rock	3 1	135 A	Houston	3 1	
						96 A	Marquette	3 2	135 N	Houston	3 1	
									136 N	Eastern Ky.	3 1	
									146 A	Middle Tenn.	3 2	
									177 A	DePaul	3 0	
									189 H	UAB	3 0	
									190 A	St. Louis	3 0	
									211 H	Tennessee Tech	3 0	
									217 A	Charlotte	3 2	
									219 H	Mississippi	3 0	
									220 A	Birmingham-So.	3 1	
									221 N	North Carolina St.	3 0	
									226 N	Troy St.	3 0	
									227 A	Southeast Mo. St.	3 1	
									234 A	East Caro.	3 0	
									237 H	La.-Lafayette	3 0	
									246 A	Davidson	3 1	
									251 N	South Ala.	3 0	
									257 A	Chicago St.	3 1	
									268 A	Tenn.-Martin	3 2	
									268 N	Tenn.-Martin	3 2	
									271 N	Wofford	3 0	
									273 N	Radford	3 0	
									282 H	Holy Cross	3 0	
LAST 10 GAMES												
			15 N	Louisville	0 3		217 A	Charlotte	3 2			
			135 N	Houston	3 1		234 A	East Caro.	3 0			
			76 A	Tulane	3 1		21 H	Cincinnati	1 3			
			76 H	Tulane	3 1		15 H	Louisville	2 3			
			78 H	Southern Miss.	2 3		257 A	Chicago St.	3 1			

Non-Div. I Games: Christian Bros. 3 0

Memphis

**T
O
W
S
O
N**

T
O
W
S
O
N

Towson

Average RPI Win: 143		WON-LOST RECORD		WINNING PCT. RANK		LAST 10 GAMES		STRENGTH OF SCHEDULE		OPP. STRENGTH OF SCHEDULE		TEAM RPI		ADJ RPI		CONF. RPI		ADJ CONF. RPI	
DIV. I ONLY		19- 11		.63333 90		7- 3		154		42		91		.55069 83		6		6	
DIV. I NON-CONF.		9- 3		.75 41		1- 1		197		91		92		.54376 92		4		4	
TOTALS		RPI 1-25		RPI 26-50		W-L RECORDS		RPI 51-100		RPI 101-150		RPI 150+							
19- 11		1- 4		2- 4		OVERALL		4- 2		4- 1		8- 0							
10- 2		1- 1		2- 1		HOME		2- 0		3- 0		2- 0							
6- 8		0- 2		0- 3		AWAY		1- 2		1- 1		4- 0							
3- 1		0- 1		0- 0		NEUTRAL		1- 0		0- 0		2- 0							
9- 3		0- 3		0- 0		NON-CONFERENCE		2- 0		1- 0		6- 0							
2- 1		0- 1		0- 0		HOME		0- 0		1- 0		1- 0							
4- 1		0- 1		0- 0		AWAY		1- 0		0- 0		3- 0							
3- 1		0- 1		0- 0		NEUTRAL		1- 0		0- 0		2- 0							
10- 8		1- 1		2- 4		CONFERENCE		2- 2		3- 1		2- 0							
8- 1		1- 0		2- 1		HOME		2- 0		2- 0		1- 0							
2- 7		0- 1		0- 3		AWAY		0- 2		1- 1		1- 0							
0- 0		0- 0		0- 0		NEUTRAL		0- 0		0- 0		0- 0							
RPI S	Opponent		Score		RPI S	Opponent		Score		RPI S	Opponent		Score		RPI S	Opponent		Score	
3 A	Hawaii		0	3	38 A	Long Beach St.		1	3	51 A	Pacific (Cal.)		2	3	103 A	Cal Poly		2	3
13 N	UCLA		0	3	38 H	Long Beach St.		0	3	51 H	Pacific (Cal.)		3	0	103 H	Cal Poly		3	1
19 A	UC Santa Barb.		1	3	40 A	UC Irvine		1	3	64 A	Utah St.		0	3	145 A	UC Riverside		3	0
19 H	UC Santa Barb.		3	1	40 H	UC Irvine		3	2	64 H	Utah St.		3	0	145 H	UC Riverside		3	0
25 H	Washington		0	3	44 A	Cal St. Northridge		2	3	88 N	Western Mich.		3	0	149 H	Northern Ariz.		3	0
					44 H	Cal St. Northridge		3	0	94 A	Connecticut		3	0	163 A	Washington St.		3	2
															180 A	Cal St. Fullerton		3	0
															180 H	Cal St. Fullerton		3	0
															225 H	Gonzaga		3	1
															242 A	Montana		3	1
															249 A	Boise St.		3	0
															249 N	Boise St.		3	0
															294 N	Quinnipiac		3	0
LAST 10 GAMES																			
3 A	Hawaii		0	3	103 H	Cal Poly		3	1										
51 H	Pacific (Cal.)		3	0	19 H	UC Santa Barb.		3	1										
44 H	Cal St. Northridge		3	0	40 A	UC Irvine		1	3										
145 A	UC Riverside		3	0	38 A	Long Beach St.		1	3										
180 A	Cal St. Fullerton		3	0	163 A	Washington St.		3	2										

Non-Div. I Games:

Idaho

Average RPI Win:	199	WON-LOST RECORD	WINNING PCT. RANK	LAST 10 GAMES	STRENGTH OF SCHEDULE	OPP. STRENGTH OF SCHEDULE	TEAM RPI	ADJ RPI	CONF. RPI	ADJ CONF. RPI	
Average RPI Loss:	108										
DIV. I ONLY	23- 8	.74194	41	8- 2	167	196	83	.55013	84	20	20
DIV. I NON-CONF.	4- 5	.44444	186	0- 0	123	115	152	.49771	149	21	21
<hr/>											
TOTALS	RPI 1-25	RPI 26-50		W-L RECORDS	RPI 51-100		RPI 101-150		RPI 150+		
23- 8	0- 0	0- 1		OVERALL	0- 2		4- 3		19- 2		
12- 2	0- 0	0- 1		HOME	0- 0		2- 1		10- 0		
11- 3	0- 0	0- 0		AWAY	0- 1		2- 0		9- 2		
0- 3	0- 0	0- 0		NEUTRAL	0- 1		0- 2		0- 0		
<hr/>											
4- 5	0- 0	0- 1		NON-CONFERENCE	0- 2		0- 2		4- 0		
2- 2	0- 0	0- 1		HOME	0- 0		0- 1		2- 0		
2- 1	0- 0	0- 0		AWAY	0- 1		0- 0		2- 0		
0- 2	0- 0	0- 0		NEUTRAL	0- 1		0- 1		0- 0		
<hr/>											
19- 3	0- 0	0- 0		CONFERENCE	0- 0		4- 1		15- 2		
10- 0	0- 0	0- 0		HOME	0- 0		2- 0		8- 0		
9- 2	0- 0	0- 0		AWAY	0- 0		2- 0		7- 2		
0- 1	0- 0	0- 0		NEUTRAL	0- 0		0- 1		0- 0		
<hr/>											
RPI	S	Opponent	Score	RPI	S	Opponent	Score	RPI	S	Opponent	Score
				36	H	Wisconsin	0 3	56	A	Texas	1 3
								64	N	Utah St.	1 3
										107	H Arkansas St.
										126	A Texas-Arlington
										126	H Texas-Arlington
										128	N Oral Roberts
										130	A Nicholls St.
										130	H Nicholls St.
										130	N Nicholls St.
										154	A Texas-San Antonio
										154	A Texas-San Antonio
										154	H Texas-San Antonio
										158	H Louisiana Tech
										159	A Stephen F. Austin
										159	H Stephen F. Austin
										187	A McNeese St.
										187	H McNeese St.
										208	A Tex.-Pan American
										212	A Sam Houston St.
										212	H Sam Houston St.
										213	A Weber St.
										215	A Southeastern La.
										215	H Southeastern La.
				LAST 10 GAMES						247	A Lamar
				130	N	Nicholls St.	0 3	126	A	Texas-Arlington	3 0
				154	A	Texas-San Antonio	3 2	159	A	Stephen F. Austin	1 3
				247	H	Lamar	3 0	284	A	La.-Monroe	3 0
				187	H	McNeese St.	3 1	252	A	Northwestern St.	3 1
				212	H	Sam Houston St.	3 0	215	H	Southeastern La.	3 2
								247	H	Lamar	3 0
								252	A	Northwestern St.	3 1
								252	H	Northwestern St.	3 0
								254	H	Tex. A&M-Corp. Chris	3 0
								284	A	La.-Monroe	3 0

Non-Div. I Games:

Texas St.

Average RPI Win:		132	WON-LOST RECORD		WINNING PCT. RANK		LAST 10 GAMES		STRENGTH OF SCHEDULE		OPP. STRENGTH OF SCHEDULE		TEAM RPI		ADJ RPI		CONF. RPI		ADJ CONF. RPI				
Average RPI Loss:		95																					
DIV. I ONLY			17- 13		.56667 119		7- 3		67		90		84		.5501 85		12		12				
DIV. I NON-CONF.			5- 7		.41667 203		0- 0		34		60		83		.54876 84		9		9				
TOTALS		RPI 1-25		RPI 26-50		W-L RECORDS		RPI 51-100		RPI 101-150		RPI 150+											
17- 13		0- 3		2- 0		OVERALL		4- 5		5- 3		6- 2											
8- 3		0- 2		1- 0		HOME		1- 1		3- 0		3- 0											
3- 8		0- 0		0- 0		AWAY		1- 4		0- 2		2- 2											
6- 2		0- 1		1- 0		NEUTRAL		2- 0		2- 1		1- 0											
5- 7		0- 3		1- 0		NON-CONFERENCE		1- 3		2- 0		1- 1											
0- 3		0- 2		0- 0		HOME		0- 1		0- 0		0- 0											
0- 3		0- 0		0- 0		AWAY		0- 2		0- 0		0- 1											
5- 1		0- 1		1- 0		NEUTRAL		1- 0		2- 0		1- 0											
12- 6		0- 0		1- 0		CONFERENCE		3- 2		3- 3		5- 1											
8- 0		0- 0		1- 0		HOME		1- 0		3- 0		3- 0											
3- 5		0- 0		0- 0		AWAY		1- 2		0- 2		2- 1											
1- 1		0- 0		0- 0		NEUTRAL		1- 0		0- 1		0- 0											
RPI	S	Opponent		Score		RPI	S	Opponent		Score		RPI	S	Opponent		Score							
8	H	Penn St.		0	3	28	H	Ohio		3	2	61	H	American		2	3	112	H	Central Mich.	3	2	
14	N	Illinois		1	3	29	N	Dayton		3	1	65	A	Ball St.		0	3	134	A	Kent St.	1	3	
20	H	Pittsburgh		1	3							79	A	Northern Ill.		0	3	134	H	Kent St.	3	2	
												79	N	Northern Ill.		3	2	140	A	Marshall	2	3	
												88	H	Western Mich.		3	0	140	H	Marshall	3	0	
												91	A	Wright St.		0	3	140	N	Marshall	0	3	
												94	A	Connecticut		2	3	143	N	Florida Int'l	3	1	
												98	A	Eastern Mich.		3	2	150	N	Manhattan	3	2	
												100	N	IPFW		3	1	176	A	Miami (Ohio)	1	3	
																		176	H	Miami (Ohio)	3	0	
																		178	H	Toledo	3	0	
																		186	A	Buffalo	3	2	
																		186	H	Buffalo	3	0	
																		196	A	Bowling Green	3	2	
																		217	A	Charlotte	1	3	
																		218	N	Western Caro.	3	0	
						LAST 10 GAMES																	
						140	N	Marshall		0	3	88	H	Western Mich.		3	0						
						79	N	Northern Ill.		3	2	65	A	Ball St.		0	3						
						176	A	Miami (Ohio)		1	3	134	H	Kent St.		3	2						
						196	A	Bowling Green		3	2	186	A	Buffalo		3	2						
						28	H	Ohio		3	2	178	H	Toledo		3	0						

Non-Div. I Games:

Akron

Average RPI Win:	166	WON-LOST RECORD	WINNING PCT. RANK	LAST 10 GAMES	STRENGTH OF SCHEDULE	OPP. STRENGTH OF SCHEDULE	TEAM RPI	ADJ RPI	CONF. RPI	ADJ CONF. RPI	
DIV. I ONLY	21- 10	.67742	67	6- 4	160	85	85	.54917	86	5	5
DIV. I NON-CONF.	11- 3	.78571	31	1- 1	267	183	137	.51151	134	6	6
<hr/>											
TOTALS	RPI 1-25	RPI 26-50		W-L RECORDS	RPI 51-100		RPI 101-150		RPI 150+		
21- 10	0- 6	2- 1		OVERALL	6- 1		2- 1		11- 1		
12- 5	0- 3	2- 0		HOME	3- 0		1- 1		6- 1		
6- 4	0- 3	0- 1		AWAY	3- 0		1- 0		2- 0		
3- 1	0- 0	0- 0		NEUTRAL	0- 1		0- 0		3- 0		
<hr/>											
11- 3	0- 2	1- 0		NON-CONFERENCE	0- 0		1- 0		9- 1		
7- 2	0- 1	1- 0		HOME	0- 0		1- 0		5- 1		
1- 1	0- 1	0- 0		AWAY	0- 0		0- 0		1- 0		
3- 0	0- 0	0- 0		NEUTRAL	0- 0		0- 0		3- 0		
<hr/>											
10- 7	0- 4	1- 1		CONFERENCE	6- 1		1- 1		2- 0		
5- 3	0- 2	1- 0		HOME	3- 0		0- 1		1- 0		
5- 3	0- 2	0- 1		AWAY	3- 0		1- 0		1- 0		
0- 1	0- 0	0- 0		NEUTRAL	0- 1		0- 0		0- 0		
<hr/>											
RPI S	Opponent	Score	RPI S	Opponent	Score	RPI S	Opponent	Score	RPI S	Opponent	Score
4 A	Georgia Tech	0 3	46 H	Southern Methodist	3 1	59 A	Virginia	3 1	121 H	Kentucky	3 0
4 H	Georgia Tech	0 3	48 A	North Carolina	1 3	59 H	Virginia	3 0	142 A	Duke	3 2
14 A	Illinois	0 3	48 H	North Carolina	3 1	62 A	Florida St.	3 1	142 H	Duke	0 3
15 H	Louisville	0 3				62 H	Florida St.	3 0	176 H	Miami (Ohio)	2 3
18 A	Maryland	2 3				75 A	Clemson	3 1	185 A	Georgetown	3 0
18 H	Maryland	1 3				75 H	Clemson	3 2	211 H	Tennessee Tech	3 0
						75 N	Clemson	1 3	221 A	North Carolina St.	3 0
									221 H	North Carolina St.	3 0
									236 H	N.C. A&T	3 0
									238 N	William & Mary	3 0
									259 N	Evansville	3 0
									273 H	Radford	3 0
									291 H	Gardner-Webb	3 0
									302 H	Campbell	3 0
									308 N	Coppin St.	3 0
<hr/>											
LAST 10 GAMES											
			176 H	Miami (Ohio)	2 3	75 A	Clemson	3 1			
			75 N	Clemson	1 3	142 H	Duke	0 3			
			221 H	North Carolina St.	3 0	236 H	N.C. A&T	3 0			
			48 H	North Carolina	3 1	59 H	Virginia	3 0			
			4 A	Georgia Tech	0 3	62 H	Florida St.	3 0			

Non-Div. I Games:

Wake Forest

[illegible]

Non-Div. I Games:

Murray St.

Average RPI Win:		154	WON-LOST RECORD		WINNING PCT. RANK		LAST 10 GAMES		STRENGTH OF SCHEDULE		OPP. STRENGTH OF SCHEDULE		TEAM RPI		ADJ RPI		CONF. RPI		ADJ CONF. RPI	
DIV. I ONLY			17- 14		.54839 132		5- 5		76		101		97		.54696 88		12		12	
DIV. I NON-CONF.			8- 5		.61538 108		1- 1		66		98		68		.57407 63		9		9	
TOTALS		RPI 1-25		RPI 26-50		W-L RECORDS		RPI 51-100		RPI 101-150		RPI 150+								
17- 14		1- 3		0- 2		OVERALL		5- 5		2- 4		9- 0								
8- 6		0- 1		0- 1		HOME		2- 2		0- 2		6- 0								
7- 5		0- 1		0- 0		AWAY		3- 2		2- 2		2- 0								
2- 3		1- 1		0- 1		NEUTRAL		0- 1		0- 0		1- 0								
8- 5		1- 3		0- 0		NON-CONFERENCE		2- 2		1- 0		4- 0								
4- 2		0- 1		0- 0		HOME		1- 1		0- 0		3- 0								
2- 1		0- 1		0- 0		AWAY		1- 0		1- 0		0- 0								
2- 2		1- 1		0- 0		NEUTRAL		0- 1		0- 0		1- 0								
9- 9		0- 0		0- 2		CONFERENCE		3- 3		1- 4		5- 0								
4- 4		0- 0		0- 1		HOME		1- 1		0- 2		3- 0								
5- 4		0- 0		0- 0		AWAY		2- 2		1- 2		2- 0								
0- 1		0- 0		0- 1		NEUTRAL		0- 0		0- 0		0- 0								
RPI	S	Opponent		Score		RPI	S	Opponent		Score		RPI	S	Opponent		Score				
4	N	Georgia Tech		0	3	28	H	Ohio		1	3	65	A	Ball St.		3	2			
15	A	Louisville		1	3	28	N	Ohio		2	3	65	H	Ball St.		3	0			
21	N	Cincinnati		3	1							72	H	UCF		2	3			
22	H	Northern Iowa		1	3							79	A	Northern Ill.		3	1			
												83	N	Idaho		0	3			
												85	A	Akron		0	3			
												93	H	Loyola (Ill.)		3	0			
												94	A	Connecticut		3	1			
												98	A	Eastern Mich.		1	3			
												98	H	Eastern Mich.		2	3			
														109 A Ohio St.		3	1			
														112 A Central Mich.		0	3			
														112 H Central Mich.		2	3			
														134 A Kent St.		3	2			
														134 A Kent St.		2	3			
														140 H Marshall		1	3			
														176 H Miami (Ohio)		3	1			
														178 H Toledo		3	0			
														186 A Buffalo		3	1			
														196 A Bowling Green		3	2			
														196 H Bowling Green		3	1			
														209 H New Orleans		3	0			
														262 H Niagara		3	0			
														264 H Oakland		3	0			
														294 N Quinnipiac		3	0			
LAST 10 GAMES																				
21	N	Cincinnati		3	1	196	H	Bowling Green		3	1									
15	A	Louisville		1	3	134	A	Kent St.		2	3									
28	N	Ohio		2	3	85	A	Akron		0	3									
134	A	Kent St.		3	2	65	A	Ball St.		3	2									
112	H	Central Mich.		2	3	79	A	Northern Ill.		3	1									

Non-Div. I Games:

Western Mich.

Average RPI Win:		170	WON-LOST RECORD		WINNING PCT. RANK		LAST 10 GAMES		STRENGTH OF SCHEDULE		OPP. STRENGTH OF SCHEDULE		TEAM RPI		ADJ RPI		CONF. RPI		ADJ CONF. RPI	
Average RPI Loss:		61																		
DIV. I ONLY			19- 10		.65517 82		8- 2		152		89		90		.54671 89		10		9	
DIV. I NON-CONF.			10- 5		.66667 79		2- 0		163		81		97		.5395 96		11		10	
TOTALS		RPI 1-25		RPI 26-50		W-L RECORDS		RPI 51-100		RPI 101-150		RPI 150+								
19- 10		0- 2		1- 4		OVERALL		1- 2		3- 2		14- 0								
11- 1		0- 1		1- 0		HOME		0- 0		2- 0		8- 0								
8- 6		0- 0		0- 4		AWAY		1- 2		1- 0		6- 0								
0- 3		0- 1		0- 0		NEUTRAL		0- 0		0- 2		0- 0								
10- 5		0- 1		0- 2		NON-CONFERENCE		1- 0		3- 2		6- 0								
5- 0		0- 0		0- 0		HOME		0- 0		2- 0		3- 0								
5- 2		0- 0		0- 2		AWAY		1- 0		1- 0		3- 0								
0- 3		0- 1		0- 0		NEUTRAL		0- 0		0- 2		0- 0								
9- 5		0- 1		1- 2		CONFERENCE		0- 2		0- 0		8- 0								
6- 1		0- 1		1- 0		HOME		0- 0		0- 0		5- 0								
3- 4		0- 0		0- 2		AWAY		0- 2		0- 0		3- 0								
0- 0		0- 0		0- 0		NEUTRAL		0- 0		0- 0		0- 0								
RPI	S	Opponent		Score		RPI	S	Opponent		Score		RPI	S	Opponent		Score				
3	H	Hawaii		0 3		34	A	Brigham Young		1 3		77	A	San Diego St.		3 0				
8	N	Penn St.		0 3		40	A	UC Irvine		0 3		90	A	Nevada		0 3				
						45	A	Fresno St.		1 3		90	A	Nevada		1 3				
						46	A	Southern Methodist		2 3										
						46	H	Southern Methodist		3 0										

Non-Div. I Games:

Rice

Average RPI Win: 154		WON-LOST	WINNING	LAST 10	STRENGTH OF		OPP. STRENGTH	TEAM	ADJ	CONF.	ADJ CONF.
Average RPI Loss: 62		RECORD	PCT. RANK	GAMES	SCHEDULE		OF SCHEDULE	RPI	RPI	RPI	RPI
DIV. I ONLY		16- 15	.51613	146	6- 4		57	72	94	.54622	90
DIV. I NON-CONF.		8- 8	.5	153	2- 0		94	59	110	.53267	105
TOTALS		RPI 1-25	RPI 26-50		W-L RECORDS		RPI 51-100		RPI 101-150		RPI 150+
16- 15	0- 4	1- 5		OVERALL		4- 2		1- 2		10- 2	
10- 4	0- 2	0- 1		HOME		3- 1		1- 0		6- 0	
3- 9	0- 2	1- 4		AWAY		0- 1		0- 0		2- 2	
3- 2	0- 0	0- 0		NEUTRAL		1- 0		0- 2		2- 0	
8- 8	0- 1	1- 2		NON-CONFERENCE		2- 2		1- 2		4- 1	
4- 1	0- 0	0- 0		HOME		1- 1		1- 0		2- 0	
1- 5	0- 1	1- 2		AWAY		0- 1		0- 0		0- 1	
3- 2	0- 0	0- 0		NEUTRAL		1- 0		0- 2		2- 0	
8- 7	0- 3	0- 3		CONFERENCE		2- 0		0- 0		6- 1	
6- 3	0- 2	0- 1		HOME		2- 0		0- 0		4- 0	
2- 4	0- 1	0- 2		AWAY		0- 0		0- 0		2- 1	
0- 0	0- 0	0- 0		NEUTRAL		0- 0		0- 0		0- 0	
RPI S	Opponent	Score	RPI S	Opponent	Score	RPI S	Opponent	Score	RPI S	Opponent	Score
3 A	Hawaii	0 3	34 A	Brigham Young	0 3	51 H	Pacific (Cal.)	3 2	103 N	Cal Poly	2 3
3 H	Hawaii	0 3	38 A	Long Beach St.	0 3	70 A	Sacramento St.	0 3	110 N	Valparaiso	0 3
3 H	Hawaii	1 3	39 A	Utah	3 1	71 H	Tennessee	0 3	111 H	Arizona St.	3 1
12 A	California	0 3	45 A	Fresno St.	0 3	74 N	New Hampshire	3 0	157 H	UNLV	3 0
			45 H	Fresno St.	1 3	89 H	Rice	3 0	158 A	Louisiana Tech	3 2
			46 A	Southern Methodist	1 3	89 H	Rice	3 1	161 A	San Jose St.	2 3
									161 H	San Jose St.	3 1
									165 H	Tulsa	3 0
									180 A	Cal St. Fullerton	0 3
									201 N	Bucknell	3 0
									216 H	UTEP	3 0
									223 N	Fordham	3 0
									225 H	Gonzaga	3 0
									249 A	Boise St.	3 1
									249 H	Boise St.	3 0
			LAST 10 GAMES								
	3 H	Hawaii	0 3		3 H	Hawaii	1 3				
	89 H	Rice	3 0		45 A	Fresno St.	0 3				
	249 A	Boise St.	3 1		157 H	UNLV	3 0				
	51 H	Pacific (Cal.)	3 2		158 A	Louisiana Tech	3 2				
	161 H	San Jose St.	3 1		46 A	Southern Methodist	1 3				

Non-Div. I Games:

Nevada

Average RPI Win:		153	WON-LOST RECORD		WINNING PCT. RANK		LAST 10 GAMES		STRENGTH OF SCHEDULE		OPP. STRENGTH OF SCHEDULE		TEAM RPI		ADJ RPI		CONF. RPI		ADJ CONF. RPI	
DIV. I ONLY			16- 15		.51613 146		4- 6		54		98		95		.54445 91		8		8	
DIV. I NON-CONF.			9- 6		.6 113		0- 1		62		86		64		.57296 65		10		11	
TOTALS		RPI 1-25		RPI 26-50		W-L RECORDS		RPI 51-100		RPI 101-150		RPI 150+								
16- 15		0- 1		0- 3		OVERALL		4- 9		3- 2		9- 0								
8- 4		0- 0		0- 2		HOME		3- 2		2- 0		3- 0								
3- 10		0- 1		0- 1		AWAY		0- 6		0- 2		3- 0								
5- 1		0- 0		0- 0		NEUTRAL		1- 1		1- 0		3- 0								
9- 6		0- 1		0- 1		NON-CONFERENCE		3- 3		2- 1		4- 0								
4- 1		0- 0		0- 1		HOME		2- 0		1- 0		1- 0								
1- 4		0- 1		0- 0		AWAY		0- 2		0- 1		1- 0								
4- 1		0- 0		0- 0		NEUTRAL		1- 1		1- 0		2- 0								
7- 9		0- 0		0- 2		CONFERENCE		1- 6		1- 1		5- 0								
4- 3		0- 0		0- 1		HOME		1- 2		1- 0		2- 0								
2- 6		0- 0		0- 1		AWAY		0- 4		0- 1		2- 0								
1- 0		0- 0		0- 0		NEUTRAL		0- 0		0- 0		1- 0								
RPI	S	Opponent		Score		RPI	S	Opponent		Score		RPI	S	Opponent		Score				
21	A	Cincinnati		1	3	29	H	Dayton		0	3	54	A	Butler		2	3			
						43	A	Wis.-Milwaukee		0	3	54	A	Butler		0	3			
						43	H	Wis.-Milwaukee		1	3	54	H	Butler		3	1			
												58	A	Wis.-Green Bay		2	3			
												58	H	Wis.-Green Bay		2	3			
												59	N	Virginia		0	3			
												65	A	Ball St.		1	3			
												76	A	Tulane		2	3			
												82	N	Towson		3	1			
												85	H	Akron		3	0			
												93	A	Loyola (Ill.)		0	3			
												93	H	Loyola (Ill.)		0	3			
												100	H	IPFW		3	0			
				</																

Non-Div. I Games:

Wright St.

Average RPI Win:	207	WON-LOST RECORD	WINNING PCT. RANK	LAST 10 GAMES	STRENGTH OF SCHEDULE	OPP. STRENGTH OF SCHEDULE	TEAM RPI	ADJ RPI	CONF. RPI	ADJ CONF. RPI		
Average RPI Loss:	123											
DIV. I ONLY		21- 4	.84	13	7- 3	250	199	88	.54436	92	19	19
DIV. I NON-CONF.		10- 1	.90909	7	1- 0	226	252	76	.55439	80	19	19
<hr/>												
TOTALS	RPI 1-25	RPI 26-50		W-L RECORDS		RPI 51-100		RPI 101-150		RPI 150+		
21- 4	0- 0	0- 0		OVERALL		1- 1		3- 2		17- 1		
6- 1	0- 0	0- 0		HOME		1- 0		1- 1		4- 0		
9- 3	0- 0	0- 0		AWAY		0- 1		2- 1		7- 1		
6- 0	0- 0	0- 0		NEUTRAL		0- 0		0- 0		6- 0		
<hr/>												
10- 1	0- 0	0- 0		NON-CONFERENCE		0- 0		1- 0		9- 1		
0- 0	0- 0	0- 0		HOME		0- 0		0- 0		0- 0		
4- 1	0- 0	0- 0		AWAY		0- 0		1- 0		3- 1		
6- 0	0- 0	0- 0		NEUTRAL		0- 0		0- 0		6- 0		
<hr/>												
11- 3	0- 0	0- 0		CONFERENCE		1- 1		2- 2		8- 0		
6- 1	0- 0	0- 0		HOME		1- 0		1- 1		4- 0		
5- 2	0- 0	0- 0		AWAY		0- 1		1- 1		4- 0		
0- 0	0- 0	0- 0		NEUTRAL		0- 0		0- 0		0- 0		
<hr/>												
RPI S	Opponent	Score	RPI S	Opponent	Score	RPI S	Opponent	Score	RPI S	Opponent	Score	
						55 A	Pennsylvania	0 3	104 A	Albany (N.Y.)	3 1	
						55 H	Pennsylvania	3 2	133 A	Princeton	1 3	
									133 H	Princeton	2 3	
									138 A	Yale	3 0	
									138 H	Yale	3 2	
									168 N	Long Island	3 2	
									170 A	Seton Hall	2 3	
									175 A	Harvard	3 0	
									175 H	Harvard	3 1	
									210 A	Brown	3 0	
									210 H	Brown	3 1	
									214 A	Canisius	3 1	
									222 A	Dartmouth	3 0	
									222 H	Dartmouth	3 0	
									224 N	Iona	3 2	
									229 N	Hartford	3 1	
									231 N	Fairfield	3 0	
									262 A	Niagara	3 0	
									265 A	Colgate	3 0	
									266 N	La Salle	3 0	
									269 A	Columbia	3 0	
									269 H	Columbia	3 0	
									298 N	Fairleigh Dickinson	3 0	
			LAST 10 GAMES									
			210 A	Brown	3 0	175 A	Harvard	3 0				
			138 A	Yale	3 0	265 A	Colgate	3 0				
			133 H	Princeton	2 3	55 A	Pennsylvania	0 3				
			55 H	Pennsylvania	3 2	133 A	Princeton	1 3				
			222 A	Dartmouth	3 0	138 H	Yale	3 2				

Non-Div. I Games:

Cornell

Loss, Non-Conf, S Site, H Home, A Away, N Neutral Page 95

Average RPI Win:		173	WON-LOST RECORD		WINNING PCT. RANK		LAST 10 GAMES		STRENGTH OF SCHEDULE		OPP. STRENGTH OF SCHEDULE		TEAM RPI		ADJ RPI		CONF. RPI		ADJ CONF. RPI	
DIV. I ONLY			20- 12		.625 94		8- 2		101		137		89		.54009 94		9		10	
DIV. I NON-CONF.			14- 6		.7 67		3- 0		116		148		77		.55673 78		12		12	
TOTALS		RPI 1-25		RPI 26-50		W-L RECORDS		RPI 51-100		RPI 101-150		RPI 150+								
20- 12		0- 3		1- 0		OVERALL		1- 5		7- 1		11- 3								
9- 7		0- 2		1- 0		HOME		1- 3		2- 1		5- 1								
7- 4		0- 1		0- 0		AWAY		0- 1		3- 0		4- 2								
4- 1		0- 0		0- 0		NEUTRAL		0- 1		2- 0		2- 0								
14- 6		0- 1		0- 0		NON-CONFERENCE		1- 5		4- 0		9- 0								
6- 4		0- 1		0- 0		HOME		1- 3		1- 0		4- 0								
4- 1		0- 0		0- 0		AWAY		0- 1		1- 0		3- 0								
4- 1		0- 0		0- 0		NEUTRAL		0- 1		2- 0		2- 0								
6- 6		0- 2		1- 0		CONFERENCE		0- 0		3- 1		2- 3								
3- 3		0- 1		1- 0		HOME		0- 0		1- 1		1- 1								
3- 3		0- 1		0- 0		AWAY		0- 0		2- 0		1- 2								
0- 0		0- 0		0- 0		NEUTRAL		0- 0		0- 0		0- 0								
RPI	S	Opponent		Score		RPI	S	Opponent		Score		RPI	S	Opponent		Score				
14	H	Illinois		0	3	49	H	Miami (Fla.)		3	1	60	H	Northeastern		1	3			
17	H	Notre Dame		1	3							65	N	Ball St.		1	3			
20	A	Pittsburgh		1	3							74	A	New Hampshire		1	3			
												83	H	Idaho		0	3			
												85	H	Akron		3	2			
												88	H	Western Mich.		1	3			
														113 H St. John's (N.Y.)		0	3			
														122 N Denver		3	2			
														129 A Rutgers		3	0			
														132 A Villanova		3	1			
														138 A Yale		3	0			
														138 N Yale		3	0			
														144 H Boston College		3	0			
														150 H Manhattan		3	0			
														156 H Virginia Tech		2	3			
														164 H Syracuse		3	1			
														170 A Seton Hall		1	3			
														185 A Georgetown		3	1			
														194 H UMBC		3	0			
														195 A West Virginia		1	3			
														197 H Fla. Atlantic		3	1			
														204 A Maine		3	0			
														204 H Maine		3	0			
														208 N Tex.-Pan American		3	2			
														231 A Fairfield		3	0			
														231 N Fairfield		3	0			
														254 A Tex. A&M-Corp. Chris		3	1			
														294 H Quinnipiac		3	0			
					LAST 10 GAMES															
					132	A	Villanova		3	1				170	A	Seton Hall		1	3	
					185	A	Georgetown		3	1				129	A	Rutgers		3	0	
					231	A	Fairfield		3	0				156	H	Virginia Tech		2	3	
					144	H	Boston College		3	0				49	H	Miami (Fla.)		3	1	
					138	A	Yale		3	0				208	N	Tex.-Pan American		3	2	

Non-Div. I Games:

Connecticut

Average RPI Win:	190	WON-LOST	WINNING	LAST 10	STRENGTH OF	OPP. STRENGTH	TEAM	ADJ	CONF.	ADJ CONF.	
Average RPI Loss:	79	RECORD	PCT. RANK	GAMES	SCHEDULE	OF SCHEDULE	RPI	RPI	RPI	RPI	
DIV. I ONLY	19- 11	.63333	90	8- 2	128	163	102	.53966	95	14	14
DIV. I NON-CONF.	8- 5	.61538	108	0- 0	153	214	131	.51909	125	15	16
<hr/>											
TOTALS	RPI 1-25	RPI 26-50		W-L RECORDS	RPI 51-100		RPI 101-150		RPI 150+		
19- 11	0- 0	0- 3		OVERALL	1- 4		8- 4		10- 0		
6- 1	0- 0	0- 0		HOME	0- 1		4- 0		2- 0		
4- 7	0- 0	0- 1		AWAY	1- 2		1- 4		2- 0		
9- 3	0- 0	0- 2		NEUTRAL	0- 1		3- 0		6- 0		
<hr/>											
8- 5	0- 0	0- 1		NON-CONFERENCE	0- 2		2- 2		6- 0		
0- 0	0- 0	0- 0		HOME	0- 0		0- 0		0- 0		
1- 3	0- 0	0- 0		AWAY	0- 1		0- 2		1- 0		
7- 2	0- 0	0- 1		NEUTRAL	0- 1		2- 0		5- 0		
<hr/>											
11- 6	0- 0	0- 2		CONFERENCE	1- 2		6- 2		4- 0		
6- 1	0- 0	0- 0		HOME	0- 1		4- 0		2- 0		
3- 4	0- 0	0- 1		AWAY	1- 1		1- 2		1- 0		
2- 1	0- 0	0- 1		NEUTRAL	0- 0		1- 0		1- 0		
<hr/>											
RPI S	Opponent	Score	RPI S	Opponent	Score	RPI S	Opponent	Score	RPI S	Opponent	Score
			33 A	New Mexico St.	0 3	52 A	Western Ky.	0 3	107 A	Arkansas St.	0 3
			33 N	New Mexico St.	0 3	52 H	Western Ky.	1 3	107 H	Arkansas St.	3 2
			40 N	UC Irvine	0 3	78 A	Southern Miss.	1 3	122 H	Denver	3 0
						81 N	Memphis	1 3	122 N	Denver	3 2
						99 A	North Texas	3 2	126 A	Texas-Arlington	1 3
									128 A	Oral Roberts	2 3
									128 N	Oral Roberts	3 0
									136 N	Eastern Ky.	3 2
									143 A	Florida Int'l	1 3
									143 H	Florida Int'l	3 2
									146 A	Middle Tenn.	3 2
									146 H	Middle Tenn.	3 0
									205 N	Portland	3 0
									209 H	New Orleans	3 0
									219 A	Mississippi	3 2
									237 A	La.-Lafayette	3 0
									237 N	La.-Lafayette	3 0
									251 H	South Ala.	3 0
									252 N	Northwestern St.	3 2
									268 N	Tenn.-Martin	3 2
									293 N	Alcorn St.	3 0
									297 N	Jackson St.	3 0
<hr/>											
LAST 10 GAMES											
			33 N	New Mexico St.	0 3	122 H	Denver	3 0			
			122 N	Denver	3 2	107 H	Arkansas St.	3 2			
			143 H	Florida Int'l	3 2	99 A	North Texas	3 2			
			146 A	Middle Tenn.	3 2	237 A	La.-Lafayette	3 0			
			52 A	Western Ky.	0 3	209 H	New Orleans	3 0			

Non-Div. I Games:

Ark.-Little Rock

Average RPI Win:	135	WON-LOST	WINNING	LAST 10	STRENGTH OF	OPP. STRENGTH	TEAM	ADJ	CONF.	ADJ CONF.	
Average RPI Loss:	50	RECORD	PCT. RANK	GAMES	SCHEDULE	OF SCHEDULE	RPI	RPI	RPI	RPI	
DIV. I ONLY	12- 18	.4	189	2- 8	31	37	107	.53843	97	11	11
DIV. I NON-CONF.	6- 7	.46154	176	0- 1	27	11	57	.58566	54	8	8
<hr/>											
TOTALS	RPI 1-25	RPI 26-50		W-L RECORDS		RPI 51-100		RPI 101-150		RPI 150+	
12- 18	1- 5	1- 5		OVERALL		1- 7		5- 0		4- 1	
5- 8	0- 2	1- 2		HOME		0- 3		2- 0		2- 1	
4- 8	1- 2	0- 2		AWAY		0- 4		1- 0		2- 0	
3- 2	0- 1	0- 1		NEUTRAL		1- 0		2- 0		0- 0	
6- 7	1- 3	1- 3		NON-CONFERENCE		1- 1		3- 0		0- 0	
2- 2	0- 1	1- 1		HOME		0- 0		1- 0		0- 0	
1- 3	1- 1	0- 1		AWAY		0- 1		0- 0		0- 0	
3- 2	0- 1	0- 1		NEUTRAL		1- 0		2- 0		0- 0	
6- 11	0- 2	0- 2		CONFERENCE		0- 6		2- 0		4- 1	
3- 6	0- 1	0- 1		HOME		0- 3		1- 0		2- 1	
3- 5	0- 1	0- 1		AWAY		0- 3		1- 0		2- 0	
0- 0	0- 0	0- 0		NEUTRAL		0- 0		0- 0		0- 0	
<hr/>											
RPI S	Opponent	Score		RPI S	Opponent	Score		RPI S	Opponent	Score	
1 A	Southern California	0	3	26 H	Michigan St.	1	3	65 N	Ball St.	3	2
2 A	Florida	0	3	34 A	Arkansas	0	3	66 A	Georgia	1	3
2 H	Florida	0	3	34 H	Arkansas	0	3	66 H	Georgia	1	3
17 A	Notre Dame	3	1	39 N	Utah	0	3	71 A	Tennessee	1	3
22 N	Northern Iowa	0	3	48 A	North Carolina	0	3	71 H	Tennessee	1	3
24 H	Santa Clara	2	3	48 H	North Carolina	3	1	73 A	Alabama	1	3
								73 H	Alabama	0	3
								75 A	Clemson	1	3

Non-Div. I Games:

South Carolina

Average RPI Win:	170	WON-LOST	WINNING	LAST 10		STRENGTH OF	OPP. STRENGTH	TEAM	ADJ	CONF.	ADJ CONF.	
Average RPI Loss:	81	RECORD	PCT. RANK	GAMES		SCHEDULE	OF SCHEDULE	RPI	RPI	RPI	RPI	
DIV. I ONLY		21- 12	.63636	88	3- 7	142	126	103	.5384	98	12	12
DIV. I NON-CONF.		12- 3	.8	27	0- 2	152	184	69	.56982	71	9	9
<hr/>												
TOTALS	RPI 1-25	RPI 26-50		W-L RECORDS		RPI 51-100		RPI 101-150		RPI 150+		
21- 12	0- 0	0- 3		OVERALL		5- 5		5- 3		11- 1		
8- 5	0- 0	0- 1		HOME		3- 2		1- 2		4- 0		
9- 7	0- 0	0- 2		AWAY		2- 3		4- 1		3- 1		
4- 0	0- 0	0- 0		NEUTRAL		0- 0		0- 0		4- 0		
12- 3	0- 0	0- 2		NON-CONFERENCE		2- 0		3- 1		7- 0		
3- 1	0- 0	0- 0		HOME		1- 0		0- 1		2- 0		
5- 2	0- 0	0- 2		AWAY		1- 0		3- 0		1- 0		
4- 0	0- 0	0- 0		NEUTRAL		0- 0		0- 0		4- 0		
9- 9	0- 0	0- 1		CONFERENCE		3- 5		2- 2		4- 1		
5- 4	0- 0	0- 1		HOME		2- 2		1- 1		2- 0		
4- 5	0- 0	0- 0		AWAY		1- 3		1- 1		2- 1		
0- 0	0- 0	0- 0		NEUTRAL		0- 0		0- 0		0- 0		
RPI	S	Opponent	Score	RPI	S	Opponent	Score	RPI	S	Opponent	Score	
				28	H	Ohio	1 3	58	H	Wis.-Green Bay	3 0	
				34	A	Brigham Young	0 3	65	A	Ball St.	1 3	
				39	A	Utah	1 3	65	A	Ball St.	0 3	
								65	H	Ball St.	3 2	
								79	A	Northern Ill.	1 3	
								79	H	Northern Ill.	1 3	
								85	H	Akron	2 3	
								88	A	Western Mich.	3 2	
								88	H	Western Mich.	3 1	
								100	A	IPFW	3 1	
								</				

Non-Div. I Games:

Eastern Mich.

Average RPI Win:	190	WON-LOST RECORD	WINNING PCT. RANK	LAST 10 GAMES	STRENGTH OF SCHEDULE	OPP. STRENGTH OF SCHEDULE	TEAM RPI	ADJ RPI	CONF. RPI	ADJ CONF. RPI		
Average RPI Loss:	72											
DIV. I ONLY		22- 14	.61111	99	6- 4	101	149	93	.53652	99	14	14
DIV. I NON-CONF.		10- 9	.52632	150	0- 0	96	155	119	.51884	126	15	16
<hr/>												
TOTALS	RPI 1-25	RPI 26-50		W-L RECORDS		RPI 51-100		RPI 101-150		RPI 150+		
22- 14	0- 0	0- 6		OVERALL		0- 5		8- 1		14- 2		
10- 3	0- 0	0- 1		HOME		0- 1		4- 0		6- 1		
7- 7	0- 0	0- 3		AWAY		0- 3		2- 0		5- 1		
5- 4	0- 0	0- 2		NEUTRAL		0- 1		2- 1		3- 0		
10- 9	0- 0	0- 4		NON-CONFERENCE		0- 2		2- 1		8- 2		
4- 1	0- 0	0- 0		HOME		0- 0		1- 0		3- 1		
2- 4	0- 0	0- 2		AWAY		0- 1		0- 0		2- 1		
4- 4	0- 0	0- 2		NEUTRAL		0- 1		1- 1		3- 0		
12- 5	0- 0	0- 2		CONFERENCE		0- 3		6- 0		6- 0		
6- 2	0- 0	0- 1		HOME		0- 1		3- 0		3- 0		
5- 3	0- 0	0- 1		AWAY		0- 2		2- 0		3- 0		
1- 0	0- 0	0- 0		NEUTRAL		0- 0		1- 0		0- 0		
RPI S	Opponent	Score	RPI S	Opponent	Score	RPI S	Opponent	Score	RPI S	Opponent	Score	
			31 A	Southwest Mo. St.	0 3	52 A	Western Ky.	1 3	107 H	Arkansas St.	3 2	
			33 A	New Mexico St.	0 3	52 A	Western Ky.	1 3	107 N	Arkansas St.	3 0	
			33 H	New Mexico St.	0 3	67 A	Wichita St.	2 3	122 A	Denver	3 1	
			34 N	Brigham Young	1 3	77 N	San Diego St.	0 3	122 H	Denver	3 1	
			34 N	Arkansas	1 3	95 H	Ark.-Little Rock	2 3	128 H	Oral Roberts	3 1	
			46 A	Southern Methodist	0 3				128 N	Oral Roberts	1 3	
									130 N	Nicholls St.	3 0	
									143 A	Florida Int'l	3 1	
									146 H	Middle Tenn.	3 1	
									158 A	Louisiana Tech	1 3	
									165 H	Tulsa	3 0	
									166 H	LSU	1 3	
									190 N	St. Louis	3 1	
									208 N	Tex.-Pan American	3 1	
									209 A	New Orleans	3 1	
									209 H	New Orleans	3 1	
									216 H	UTEP	3 0	
									235 N	Lehigh	3 0	
									237 A	La.-Lafayette	3 2	
									237 H	La.-Lafayette	3 1	
									247 A	Lamar	3 2	
									251 A	South Ala.	3 0	
									251 H	South Ala.	3 1	
									254 A	Tex. A&M-Corp. Chris	3 0	
									263 H	Prairie View	3 1	
LAST 10 GAMES			LAST 10 GAMES			LAST 10 GAMES			LAST 10 GAMES			
			52 A	Western Ky.	1 3	122 A	Denver	3 1	251 H	South Ala.	3 1	
			107 N	Arkansas St.	3 0	209 H	New Orleans	3 1	254 A	Tex. A&M-Corp. Chris	3 0	
			237 H	La.-Lafayette	3 1	251 H	South Ala.	3 1	263 H	Prairie View	3 1	
			52 A	Western Ky.	1 3	95 H	Ark.-Little Rock	2 3				
			33 A	New Mexico St.	0 3	107 H	Arkansas St.	3 2				

Non-Div. I Games:

North Texas

Average RPI Win:		152	WON-LOST RECORD		WINNING PCT. RANK		LAST 10 GAMES		STRENGTH OF SCHEDULE		OPP. STRENGTH OF SCHEDULE		TEAM RPI		ADJ RPI		CONF. RPI		ADJ CONF. RPI			
Average RPI Loss:		94																				
DIV. I ONLY			17- 11		.60714 100		4- 5		116		120		101		.53591 101		17		16			
DIV. I NON-CONF.			9- 3		.75 41		0- 0		99		70		49		.59303 49		17		17			
TOTALS		RPI 1-25		RPI 26-50		W-L RECORDS		RPI 51-100		RPI 101-150		RPI 150+										
17- 11		0- 1		1- 1		OVERALL		4- 6		4- 1		8- 2										
8- 5		0- 1		0- 0		HOME		2- 3		2- 0		4- 1										
4- 6		0- 0		0- 1		AWAY		1- 3		1- 1		2- 1										
5- 0		0- 0		1- 0		NEUTRAL		1- 0		1- 0		2- 0										
9- 3		0- 1		1- 1		NON-CONFERENCE		4- 1		0- 0		4- 0										
4- 2		0- 1		0- 0		HOME		2- 1		0- 0		2- 0										
1- 1		0- 0		0- 1		AWAY		1- 0		0- 0		0- 0										
4- 0		0- 0		1- 0		NEUTRAL		1- 0		0- 0		2- 0										
8- 8		0- 0		0- 0		CONFERENCE		0- 5		4- 1		4- 2										
4- 3		0- 0		0- 0		HOME		0- 2		2- 0		2- 1										
3- 5		0- 0		0- 0		AWAY		0- 3		1- 1		2- 1										
1- 0		0- 0		0- 0		NEUTRAL		0- 0		1- 0		0- 0										
RPI	S	Opponent		Score		RPI	S	Opponent		Score		RPI	S	Opponent		Score						
6	H	Kansas St.		1	3	34	N	Arkansas		3	2	57	A	Eastern Wash.		0	3	119	A	Idaho St.	0	3
						47	A	Missouri		0	3	57	A	Eastern Wash.		2	3	119	H	Idaho St.	3	0
												57	H	Eastern Wash.		0	3	149	A	Northern Ariz.	3	0
												58	N	Wis.-Green Bay		3	1	149	H	Northern Ariz.	3	1
												64	H	Utah St.		3	2	149	N	Northern Ariz.	3	0
												70	A	Sacramento St.		1	3	173	H	Wyoming	3	0
												70	H	Sacramento St.		0	3	178	N	Toledo	3	1
												73	H	Alabama		3	0	191	A	Portland St.	3	2
												96	H	Marquette		1	3	191	H	Portland St.	3	1
												98	A	Eastern Mich.		3	1	213	A	Weber St.	3	1
																		213	H	Weber St.	2	3
																		225	H	Gonzaga	3	0
																		242	A	Montana	0	3
																		242	H	Montana	3	0
																		275	N	Western Ill.	3	0
LAST 10 GAMES																						
						57	A	Eastern Wash.		2	3	149	H	Northern Ariz.		3	1					
						149	N	Northern Ariz.		3	0	70	H	Sacramento St.		0	3					
						191	A	Portland St.		3	2	213	A	Weber St.		3	1					
						57	A	Eastern Wash.		0	3	119	A	Idaho St.		0	3					
						242	A	Montana		0	3	191	H	Portland St.		3	1					

Non-Div. I Games: Rocky Mountain 3 0

Montana St.

[illegible]

Non-Div. I Games:

Ga. Southern

RPI	S	Opponent	Score	
287	A	Citadel	3	0
287	H	Citadel	3	0
311	H	Savannah St.	3	0

Ga. Southern

G
a
.
S
o
u
t
h
e
r
n

G
a
.
S
o
u
t
h
e
r
n

Average RPI Win:		109	WON-LOST RECORD		WINNING PCT. RANK	LAST 10 GAMES		STRENGTH OF SCHEDULE		OPP. STRENGTH OF SCHEDULE	TEAM RPI	ADJ RPI	CONF. RPI	ADJ CONF. RPI	
Average RPI Loss:		58													
DIV. I ONLY			13- 16		.44828	175	3- 7		61	40	113	.5342	103	6	6
DIV. I NON-CONF.			8- 3		.72727	51	0- 0		43	72	32	.62194	33	4	4
TOTALS		RPI 1-25		RPI 26-50		W-L RECORDS		RPI 51-100		RPI 101-150		RPI 150+			
13- 16		1- 2		2- 7		OVERALL		4- 5		1- 2		5- 0			
6- 8		0- 1		1- 4		HOME		2- 2		0- 1		3- 0			
3- 8		1- 1		1- 3		AWAY		0- 3		0- 1		1- 0			
4- 0		0- 0		0- 0		NEUTRAL		2- 0		1- 0		1- 0			
8- 3		0- 1		1- 2		NON-CONFERENCE		3- 0		1- 0		3- 0			
4- 1		0- 0		1- 1		HOME		1- 0		0- 0		2- 0			
0- 2		0- 1		0- 1		AWAY		0- 0		0- 0		0- 0			
4- 0		0- 0		0- 0		NEUTRAL		2- 0		1- 0		1- 0			
5- 13		1- 1		1- 5		CONFERENCE		1- 5		0- 2		2- 0			
2- 7		0- 1		0- 3		HOME		1- 2		0- 1		1- 0			
3- 6		1- 0		1- 2		AWAY		0- 3		0- 1		1- 0			
0- 0		0- 0		0- 0		NEUTRAL		0- 0		0- 0		0- 0			
RPI S	Opponent		Score		RPI S	Opponent		Score		RPI S	Opponent		Score		
12 A	California		0	3	38 A	Long Beach St.		0	3	51 A	Pacific (Cal.)		0	3	
19 A	UC Santa Barb.		3	2	38 H	Long Beach St.		0	3	51 H	Pacific (Cal.)		1	3	
19 H	UC Santa Barb.		1	3	40 A	UC Irvine		3	1	57 H	Eastern Wash.		3	1	
					40 H	UC Irvine		2	3	64 A	Utah St.		1	3	
					44 A	Cal St. Northridge		0	3	64 H	Utah St.		0	3	
					44 H	Cal St. Northridge		2	3	74 N	New Hampshire		3	0	
					45 A	Fresno St.		1	3	83 A	Idaho		1	3	
					46 H	Southern Methodist		3	2	83 H	Idaho		3	2	
					50 H	St. Mary's (Cal.)		0	3	90 N	Nevada		3	2	
LAST 10 GAMES															
19 A	UC Santa Barb.		3	2	44 H	Cal St. Northridge		2	3						
38 H	Long Beach St.		0	3	51 H	Pacific (Cal.)		1	3						
40 H	UC Irvine		2	3	180 A	Cal St. Fullerton		3	0						
83 A	Idaho		1	3	145 A	UC Riverside		2	3						
64 A	Utah St.		1	3	40 A	UC Irvine		3	1						

Non-Div. I Games:

Cal Poly

Average RPI Win: 208		WON-LOST	WINNING	LAST 10	STRENGTH OF		OPP. STRENGTH	TEAM	ADJ	CONF.	ADJ CONF.
Average RPI Loss: 96		RECORD	PCT. RANK	GAMES	SCHEDULE		OF SCHEDULE	RPI	RPI	RPI	RPI
DIV. I ONLY		24- 10	.70588	57	6- 4		170	194	99	.53363	104
DIV. I NON-CONF.		15- 4	.78947	29	0- 0		193	234	96	.533	104
TOTALS		RPI 1-25	RPI 26-50		W-L RECORDS		RPI 51-100		RPI 101-150		RPI 150+
24- 10	0- 0	0- 0		OVERALL		0- 7		4- 1		20- 2	
11- 4	0- 0	0- 0		HOME		0- 3		1- 1		10- 0	
9- 4	0- 0	0- 0		AWAY		0- 4		1- 0		8- 0	
4- 2	0- 0	0- 0		NEUTRAL		0- 0		2- 0		2- 2	
15- 4	0- 0	0- 0		NON-CONFERENCE		0- 2		3- 0		12- 2	
7- 1	0- 0	0- 0		HOME		0- 1		1- 0		6- 0	
4- 1	0- 0	0- 0		AWAY		0- 1		0- 0		4- 0	
4- 2	0- 0	0- 0		NEUTRAL		0- 0		2- 0		2- 2	
9- 6	0- 0	0- 0		CONFERENCE		0- 5		1- 1		8- 0	
4- 3	0- 0	0- 0		HOME		0- 2		0- 1		4- 0	
5- 3	0- 0	0- 0		AWAY		0- 3		1- 0		4- 0	
0- 0	0- 0	0- 0		NEUTRAL		0- 0		0- 0		0- 0	
RPI S	Opponent	Score	RPI S	Opponent	Score	RPI S	Opponent	Score	RPI S	Opponent	Score
						55 A	Pennsylvania	1 3	105 A	Stony Brook	3 2
						60 A	Northeastern	2 3	105 H	Stony Brook	1 3
						60 H	Northeastern	0 3	113 H	St. John's (N.Y.)	3 0
						74 A	New Hampshire	0 3	118 N	Robert Morris	3 1
						74 A	New Hampshire	1 3	150 N	Manhattan	3 2
						74 H	New Hampshire	1 3	159 N	UNC Asheville	3 2
						92 H	Cornell	1 3	164 N	Syracuse	2 3
									168 H	Long Island	3 2
									171 A	Hofstra	3 1
									194 A	UMBC	3 2
									194 H	UMBC	3 0
									198 A	Binghamton	3 1
									198 H	Binghamton	3 0
									204 A	Maine	3 1
									204 H	Maine	3 0
									206 N	Youngstown St.	0 3
									224 H	Iona	3 0
									228 A	Va. Commonwealth	3 1
									229 A	Hartford	3 2
									229 H	Hartford	3 0
									231 H	Fairfield	3 1
									262 A	Niagara	3 0
									270 H	Marist	3 1
									276 N	Loyola (Md.)	3 0
									286 A	Siena	3 1
									288 H	Providence	3 0
									303 H	Sacred Heart	3 0
LAST 10 GAMES											
			74 A	New Hampshire	1 3	194 A	UMBC	3 2			
			74 A	New Hampshire	0 3	198 A	Binghamton	3 1			
			204 A	Maine	3 1	60 A	Northeastern	2 3			
			229 H	Hartford	3 0	105 A	Stony Brook	3 2			
			105 H	Stony Brook	1 3	229 A	Hartford	3 2			

Non-Div. I Games:

Albany (N.Y.)

Average RPI Win: 177		WON-LOST	WINNING	LAST 10	STRENGTH OF		OPP. STRENGTH	TEAM	ADJ	CONF.	ADJ CONF.				
Average RPI Loss: 120		RECORD	PCT. RANK	GAMES	SCHEDULE		OF SCHEDULE	RPI	RPI	RPI	RPI				
DIV. I ONLY		19- 13	.59375	106	7- 3		63	188	87	.53324	105	15	17		
DIV. I NON-CONF.		9- 8	.52941	147	0- 0		74	217	111	.51995	124	18	18		
<hr/>															
TOTALS		RPI 1-25		RPI 26-50		W-L RECORDS		RPI 51-100		RPI 101-150		RPI 150+			
19- 13		0- 0		0- 1		OVERALL		3- 4		3- 3		13- 5			
8- 4		0- 0		0- 0		HOME		2- 0		1- 2		5- 2			
8- 4		0- 0		0- 1		AWAY		1- 2		1- 0		6- 1			
3- 5		0- 0		0- 0		NEUTRAL		0- 2		1- 1		2- 2			
9- 8		0- 0		0- 1		NON-CONFERENCE		0- 2		2- 2		7- 3			
3- 2		0- 0		0- 0		HOME		0- 0		1- 1		2- 1			
3- 2		0- 0		0- 1		AWAY		0- 1		0- 0		3- 0			
3- 4		0- 0		0- 0		NEUTRAL		0- 1		1- 1		2- 2			
10- 5		0- 0		0- 0		CONFERENCE		3- 2		1- 1		6- 2			
5- 2		0- 0		0- 0		HOME		2- 0		0- 1		3- 1			
5- 2		0- 0		0- 0		AWAY		1- 1		1- 0		3- 1			
0- 1		0- 0		0- 0		NEUTRAL		0- 1		0- 0		0- 0			
RPI	S	Opponent	Score	RPI	S	Opponent	Score	RPI	S	Opponent	Score	RPI	S	Opponent	Score
				29	A	Dayton	0 3	60	A	Northeastern	3 2	104	A	Albany (N.Y.)	3 1
								60	H	Northeastern	3 2	104	H	Albany (N.Y.)	2 3
								60	N	Northeastern	2 3	110	N	Valparaiso	1 3
								74	A	New Hampshire	0 3	113	H	St. John's (N.Y.)	0 3
								74	H	New Hampshire	3 1	138	N	Yale	3 0
								79	A	Northern Ill.	1 3	150	H	Manhattan	3 1
								82	N	Towson	0 3	165	N	Tulsa	1 3
												168	A	Long Island	3 0
												168	H	Long Island	2 3
												179	N	Ill.-Chicago	0 3
												186	N	Buffalo	3 2
												194	A	UMBC	3 1
												194	H	UMBC	3 0
												198	A	Binghamton	1 3
												198	H	Binghamton	3 1
												201	A	Bucknell	3 2
												204	A	Maine	3 0
												204	H	Maine	0 3
												214	H	Canisius	3 0
												229	A	Hartford	3 0
												229	H	Hartford	3 0
												232	N	Morgan St.	3 1
												241	H	Army	3 0
												295	A	Wagner	3 0
				LAST 10 GAMES											
				60	N	Northeastern	2 3	204	H	Maine	0 3				
				198	H	Binghamton	3 1	74	H	New Hampshire	3 1				
				194	H	UMBC	3 0	229	H	Hartford	3 0				
				60	A	Northeastern	3 2	104	H	Albany (N.Y.)	2 3				
				104	A	Albany (N.Y.)	3 1	60	H	Northeastern	3 2				

Non-Div. I Games:

Stony Brook

[illegible]

Non-Div. I Games:

George Washington

Average RPI Win: 195		WON-LOST RECORD		WINNING PCT. RANK		LAST 10 GAMES		STRENGTH OF SCHEDULE		OPP. STRENGTH OF SCHEDULE		TEAM RPI		ADJ RPI		CONF. RPI		ADJ CONF. RPI	
DIV. I ONLY		21- 11		.65625 78		4- 6		173		159		110		.53225 107		14		14	
DIV. I NON-CONF.		13- 4		.76471 38		1- 0		210		204		104		.53347 103		15		16	
TOTALS		RPI 1-25		RPI 26-50		W-L RECORDS		RPI 51-100		RPI 101-150		RPI 150+							
21- 11		0- 1		0- 1		OVERALL		4- 5		4- 4		13- 0							
11- 1		0- 0		0- 1		HOME		3- 0		3- 0		5- 0							
7- 7		0- 0		0- 0		AWAY		1- 3		1- 4		5- 0							
3- 3		0- 1		0- 0		NEUTRAL		0- 2		0- 0		3- 0							
13- 4		0- 1		0- 0		NON-CONFERENCE		2- 1		1- 2		10- 0							
5- 0		0- 0		0- 0		HOME		1- 0		1- 0		3- 0							
5- 2		0- 0		0- 0		AWAY		1- 0		0- 2		4- 0							
3- 2		0- 1		0- 0		NEUTRAL		0- 1		0- 0		3- 0							
8- 7		0- 0		0- 1		CONFERENCE		2- 4		3- 2		3- 0							
6- 1		0- 0		0- 1		HOME		2- 0		2- 0		2- 0							
2- 5		0- 0		0- 0		AWAY		0- 3		1- 2		1- 0							
0- 1		0- 0		0- 0		NEUTRAL		0- 1		0- 0		0- 0							
RPI S	Opponent	Score		RPI S	Opponent	Score		RPI S	Opponent	Score		RPI S	Opponent	Score					
5 N	Pepperdine	1	3	33 H	New Mexico St.	1	3	52 A	Western Ky.	0	3	122 A	Denver	2	3				
								52 H	Western Ky.	3	2	125 A	TCU	1	3				
								62 N	Florida St.	1	3	128 A	Oral Roberts	1	3				
								81 H	Memphis	3	2	136 H	Eastern Ky.	3	0				
								84 A	Texas St.	3	1	143 A	Florida Int'l	3	2				
								95 A	Ark.-Little Rock	2	3	143 H	Florida Int'l	3	0				
								95 H	Ark.-Little Rock	3	0	146 A	Middle Tenn.	2	3				
								99 A	North Texas	2	3	146 H	Middle Tenn.	3	1				
								99 N	North Texas	0	3	158 N	Louisiana Tech	3	2				
												208 N	Tex.-Pan American	3	0				
												209 H	New Orleans	3	0				
												219 A	Mississippi	3	1				
												227 H	Southeast Mo. St.	3	0				
												237 A	La.-Lafayette	3	2				
												251 H	South Ala.	3	0				
												252 H	Northwestern St.	3	1				
												268 A	Tenn.-Martin	3	0				
												268 H	Tenn.-Martin	3	0				
												292 A	Lipscomb	3	0				
												310 A	Ark.-Pine Bluff	3	0				
												310 N	Ark.-Pine Bluff	3	0				
LAST 10 GAMES																			
				99 N	North Texas	0	3	33 H	New Mexico St.	1	3								
				143 H	Florida Int'l	3	0	95 A	Ark.-Little Rock	2	3								
				292 A	Lipscomb	3	0	237 A	La.-Lafayette	3	2								
				52 A	Western Ky.	0	3	99 A	North Texas	2	3								
				146 A	Middle Tenn.	2	3	251 H	South Ala.	3	0								

Non-Div. I Games:

Arkansas St.

Average RPI Win:		184	WON-LOST RECORD		WINNING PCT. RANK		LAST 10 GAMES		STRENGTH OF SCHEDULE		OPP. STRENGTH OF SCHEDULE		TEAM RPI		ADJ RPI		CONF. RPI		ADJ CONF. RPI				
DIV. I ONLY				16- 15	.51613	146	8- 2		74		127		109		.5297		108	16		15			
DIV. I NON-CONF.				8- 8	.5	153	2- 0		58		106		87		.54862		85	14		14			
TOTALS		RPI 1-25		RPI 26-50			W-L RECORDS		RPI 51-100			RPI 101-150			RPI 150+								
16- 15		0- 3		1- 3			OVERALL		0- 5			5- 3			10- 1								
8- 3		0- 1		1- 0			HOME		0- 1			3- 1			4- 0								
3- 8		0- 0		0- 1			AWAY		0- 4			0- 2			3- 1								
5- 4		0- 2		0- 2			NEUTRAL		0- 0			2- 0			3- 0								
8- 8		0- 3		0- 2			NON-CONFERENCE		0- 2			3- 1			5- 0								
3- 2		0- 1		0- 0			HOME		0- 0			1- 1			2- 0								
1- 2		0- 0		0- 0			AWAY		0- 2			0- 0			1- 0								
4- 4		0- 2		0- 2			NEUTRAL		0- 0			2- 0			2- 0								
8- 7		0- 0		1- 1			CONFERENCE		0- 3			2- 2			5- 1								
5- 1		0- 0		1- 0			HOME		0- 1			2- 0			2- 0								
2- 6		0- 0		0- 1			AWAY		0- 2			0- 2			2- 1								
1- 0		0- 0		0- 0			NEUTRAL		0- 0			0- 0			1- 0								
RPI	S	Opponent		Score		RPI	S	Opponent		Score		RPI	S	Opponent		Score		RPI	S	Opponent		Score	
9	N	Minnesota		0	3	29	A	Dayton		0	3	69	A	Temple		1	3	106	A	George Washington		2	3
15	H	Louisville		0	3	29	H	Dayton		3	2	69	A	Temple		1	3	106	H	George Washington		3	2
18	N	Maryland		1	3	42	N	Florida A&M		0	3	69	H	Temple		1	3	112	H	Central Mich.		2	3
						46	N	Southern Methodist		0	3	91	A	Wright St.		0	3	131	N	George Mason		3	1
												93	A	Loyola (Ill.)		1	3	140	H	Marshall		3	1
																		148	A	Rhode Island		0	3
																		148	H	Rhode Island		3	1
																		150	N	Manhattan		3	0
																		172	A	Duquesne		1	3
																		172	H	Duquesne		3	1
																		192	H	Appalachian St.		3	1
																		194	N	UMBC		3	0
																		207	A	Jacksonville		3	1
																		220	N	Birmingham-So.		3	0
																		223	A	Fordham		3	1
																		223	N	Fordham		3	0
																		266	A	La Salle		3	0
																		266	H	La Salle		3	0
																		277	H	Stetson		3	0
						LAST 10 GAMES																	
						150	N	Manhattan		3	0	29	H	Dayton		3	2						
						131	N	George Mason		3	1	172	H	Duquesne		3	1						
								69 A Temple		1	3	106	H	George Washington		3	2						
								223 N Fordham		3	0	266	A	La Salle		3	0						
								148 H Rhode Island		3	1	69	A	Temple		1	3						

Non-Div. I Games:

Xavier

Average RPI Win:		125	WON-LOST RECORD		WINNING PCT. RANK		LAST 10 GAMES		STRENGTH OF SCHEDULE		OPP. STRENGTH OF SCHEDULE		TEAM RPI		ADJ RPI		CONF. RPI		ADJ CONF. RPI				
Average RPI Loss:		42																					
DIV. I ONLY			11- 17		.39286 197		3- 7		48		12		117		.52911 109		2		2				
DIV. I NON-CONF.			6- 2		.75 41		0- 0		76		75		43		.6011 43		2		2				
TOTALS		RPI 1-25		RPI 26-50		W-L RECORDS		RPI 51-100		RPI 101-150		RPI 150+											
11- 17		1- 5		0- 7		OVERALL		3- 3		3- 2		4- 0											
7- 8		1- 2		0- 3		HOME		2- 2		2- 1		2- 0											
3- 9		0- 3		0- 4		AWAY		0- 1		1- 1		2- 0											
1- 0		0- 0		0- 0		NEUTRAL		1- 0		0- 0		0- 0											
6- 2		0- 0		0- 1		NON-CONFERENCE		3- 1		1- 0		2- 0											
4- 1		0- 0		0- 0		HOME		2- 1		1- 0		1- 0											
1- 1		0- 0		0- 1		AWAY		0- 0		0- 0		1- 0											
1- 0		0- 0		0- 0		NEUTRAL		1- 0		0- 0		0- 0											
5- 15		1- 5		0- 6		CONFERENCE		0- 2		2- 2		2- 0											
3- 7		1- 2		0- 3		HOME		0- 1		1- 1		1- 0											
2- 8		0- 3		0- 3		AWAY		0- 1		1- 1		1- 0											
0- 0		0- 0		0- 0		NEUTRAL		0- 0		0- 0		0- 0											
RPI	S	Opponent		Score		RPI	S	Opponent		Score		RPI	S	Opponent		Score							
8	A	Penn St.		0	3	26	A	Michigan St.		1	3	63	A	Northwestern		2	3	115	A	Indiana	1	3	
8	H	Penn St.		1	3	26	H	Michigan St.		1	3	63	H	Northwestern		1	3	115	H	Indiana	3	0	
9	A	Minnesota		0	3	32	A	Michigan		0	3	65	H	Ball St.		3	1	117	A	Purdue	3	1	
9	H	Minnesota		2	3	32	H	Michigan		1	3	69	H	Temple		3	1	117	H	Purdue	1	3	
14	A	Illinois		1	3	34	A	Brigham Young		1	3	88	H	Western Mich.		1	3	137	H	Cleveland St.	3	1	
14	H	Illinois		3	1	36	A	Wisconsin		1	3	89	N	Rice		3	2	176	A	Miami (Ohio)	3	1	
						36	H	Wisconsin		0	3							196	H	Bowling Green	3	0	
																		200	A	Iowa	3	0	
																		200	H	Iowa	3	0	
						LAST 10 GAMES																	
		9	A	Minnesota	0	3			26	H	Michigan St.	1	3										
		200	A	Iowa	3	0			115	A	Indiana	1	3										
		36	H	Wisconsin	0	3			117	A	Purdue	3	1										
		8	H	Penn St.	1	3			63	H	Northwestern	1	3										
		32	H	Michigan	1	3			14	H	Illinois	3	1										

Non-Div. I Games:

Ohio St.

Valparaiso

Average RPI Win:		131	WON-LOST RECORD		WINNING PCT. RANK	LAST 10 GAMES	STRENGTH OF SCHEDULE		OPP. STRENGTH OF SCHEDULE	TEAM RPI	ADJ RPI	CONF. RPI	ADJ CONF. RPI
Average RPI Loss:		46											
DIV. I ONLY			9- 18		.33333 229	2- 8	25		8	118	.52743 111	1	1
DIV. I NON-CONF.			5- 4		.55556 131	0- 0	41		85	62	.57984 59	1	1
TOTALS		RPI 1-25	RPI 26-50		W-L RECORDS		RPI 51-100		RPI 101-150		RPI 150+		
9- 18	0- 10		3- 3		OVERALL		0- 2		1- 1		5- 2		
4- 8	0- 5		2- 2		HOME		0- 0		1- 0		1- 1		
2- 9	0- 5		1- 1		AWAY		0- 1		0- 1		1- 1		
3- 1	0- 0		0- 0		NEUTRAL		0- 1		0- 0		3- 0		
5- 4	0- 0		2- 2		NON-CONFERENCE		0- 2		0- 0		3- 0		
1- 2	0- 0		1- 2		HOME		0- 0		0- 0		0- 0		
1- 1	0- 0		1- 0		AWAY		0- 1		0- 0		0- 0		
3- 1	0- 0		0- 0		NEUTRAL		0- 1		0- 0		3- 0		
4- 14	0- 10		1- 1		CONFERENCE		0- 0		1- 1		2- 2		
3- 6	0- 5		1- 0		HOME		0- 0		1- 0		1- 1		
1- 8	0- 5		0- 1		AWAY		0- 0		0- 1		1- 1		
0- 0	0- 0		0- 0		NEUTRAL		0- 0		0- 0		0- 0		
RPI S	Opponent	Score	RPI S	Opponent	Score	RPI S	Opponent	Score	RPI S	Opponent	Score		
1 A	Southern California	0 3	28 H	Ohio	1 3	71 N	Tennessee	2 3	114 A	Oregon St.	0 3		
1 H	Southern California	0 3	30 A	Arizona	0 3	90 A	Nevada	1 3	114 H	Oregon St.	3 2		
10 A	Stanford	2 3	30 H	Arizona	3 2				159 N	Stephen F. Austin	3 0		
10 H	Stanford	0 3	39 H	Utah	3 1				163 A	Washington St.	0 3		
12 A	California	1 3	41 H	San Diego	0 3				163 H	Washington St.	2 3		
12 H	California	1 3	46 A	Southern Methodist	3 0				183 N	Chattanooga	3 0		
13 A	UCLA	0 3							193 A	Oregon	3 1		
13 H	UCLA	0 3							193 H	Oregon	3 0		
25 A	Washington	1 3							225 N	Gonzaga	3 0		
25 H	Washington	0 3											
LAST 10 GAMES													
	25 H Washington	0 3		13 H UCLA	0 3								
	163 H Washington St.	2 3		12 A California	1 3								
	193 A Oregon	3 1		10 A Stanford	2 3								
	114 A Oregon St.	0 3		30 A Arizona	0 3								
	1 H Southern California	0 3		114 H Oregon St.	3 2								

Non-Div. I Games:

Arizona St.

Average RPI Win:	160	WON-LOST	WINNING	LAST 10	STRENGTH OF	OPP. STRENGTH	TEAM	ADJ	CONF.	ADJ CONF.	
Average RPI Loss:	101	RECORD	PCT. RANK	GAMES	SCHEDULE	OF SCHEDULE	RPI	RPI	RPI	RPI	
DIV. I ONLY	18- 13	.58065	112	8- 2	129	129	111	.52739	112	12	12
DIV. I NON-CONF.	6- 7	.46154	176	1- 0	100	167	143	.50724	141	9	9
<hr/>											
TOTALS	RPI 1-25	RPI 26-50		W-L RECORDS	RPI 51-100		RPI 101-150		RPI 150+		
18- 13	0- 0	0- 2		OVERALL	6- 5		2- 4		10- 2		
9- 3	0- 0	0- 0		HOME	3- 2		1- 0		5- 1		
6- 7	0- 0	0- 2		AWAY	3- 3		1- 1		2- 1		
3- 3	0- 0	0- 0		NEUTRAL	0- 0		0- 3		3- 0		
<hr/>											
6- 7	0- 0	0- 1		NON-CONFERENCE	0- 4		1- 2		5- 0		
2- 2	0- 0	0- 0		HOME	0- 2		0- 0		2- 0		
2- 3	0- 0	0- 1		AWAY	0- 2		1- 0		1- 0		
2- 2	0- 0	0- 0		NEUTRAL	0- 0		0- 2		2- 0		
<hr/>											
12- 6	0- 0	0- 1		CONFERENCE	6- 1		1- 2		5- 2		
7- 1	0- 0	0- 0		HOME	3- 0		1- 0		3- 1		
4- 4	0- 0	0- 1		AWAY	3- 1		0- 1		1- 1		
1- 1	0- 0	0- 0		NEUTRAL	0- 0		0- 1		1- 0		
<hr/>											
RPI S	Opponent	Score	RPI S	Opponent	Score	RPI S	Opponent	Score	RPI S	Opponent	Score
			28 A	Ohio	0 3	58 H	Wis.-Green Bay	0 3	102 N	Ga. Southern	1 3
			32 A	Michigan	0 3	65 A	Ball St.	3 1	108 A	Xavier	3 2
						72 A	UCF	2 3	110 N	Valparaiso	1 3
						79 H	Northern Ill.	3 0	134 A	Kent St.	1 3
						85 A	Akron	2 3	140 H	Marshall	3 2
						88 A	Western Mich.	3 2	140 N	Marshall	1 3
						88 H	Western Mich.	3 0	176 H	Miami (Ohio)	3 0
						98 A	Eastern Mich.	3 0	178 A	Toledo	2 3
						98 H	Eastern Mich.	3 2	178 H	Toledo	2 3
						100 A	IPFW	1 3	179 H	Ill.-Chicago	3 0
						100 H	IPFW	2 3	186 H	Buffalo	3 0
									186 N	Buffalo	3 0
									192 N	Appalachian St.	3 1
									196 A	Bowling Green	3 1
									196 H	Bowling Green	3 0
									264 A	Oakland	3 0
									264 H	Oakland	3 0
									277 N	Stetson	3 0
			LAST 10 GAMES								
			140 N	Marshall	1 3	79 H	Northern Ill.	3 0			
			88 A	Western Mich.	3 2	98 A	Eastern Mich.	3 0			
			65 A	Ball St.	3 1	186 H	Buffalo	3 0			
			264 H	Oakland	3 0	178 A	Toledo	2 3			
			176 H	Miami (Ohio)	3 0	196 H	Bowling Green	3 0			

Non-Div. I Games:

Central Mich.

Average RPI Win:	208	WON-LOST RECORD	WINNING PCT. RANK	LAST 10 GAMES	STRENGTH OF SCHEDULE	OPP. STRENGTH OF SCHEDULE	TEAM RPI	ADJ RPI	CONF. RPI	ADJ CONF. RPI					
DIV. I ONLY		26- 9	.74286	40	6- 4	212	201	104	.52623	113	9	10			
DIV. I NON-CONF.		19- 4	.82609	23	1- 0	251	248	115	.52106	122	12	12			
<hr/>															
TOTALS	RPI 1-25	RPI 26-50		W-L RECORDS		RPI 51-100		RPI 101-150		RPI 150+					
26- 9	0- 2	0- 1		OVERALL		2- 1		5- 2		19- 3					
12- 2	0- 1	0- 1		HOME		0- 0		2- 0		10- 0					
8- 6	0- 1	0- 0		AWAY		2- 1		2- 2		4- 2					
6- 1	0- 0	0- 0		NEUTRAL		0- 0		1- 0		5- 1					
<hr/>															
19- 4	0- 0	0- 0		NON-CONFERENCE		1- 1		3- 1		15- 2					
9- 0	0- 0	0- 0		HOME		0- 0		1- 0		8- 0					
4- 3	0- 0	0- 0		AWAY		1- 1		1- 1		2- 1					
6- 1	0- 0	0- 0		NEUTRAL		0- 0		1- 0		5- 1					
<hr/>															
7- 5	0- 2	0- 1		CONFERENCE		1- 0		2- 1		4- 1					
3- 2	0- 1	0- 1		HOME		0- 0		1- 0		2- 0					
4- 3	0- 1	0- 0		AWAY		1- 0		1- 1		2- 1					
0- 0	0- 0	0- 0		NEUTRAL		0- 0		0- 0		0- 0					
<hr/>															
RPI	S	Opponent	Score	RPI	S	Opponent	Score	RPI	S	Opponent	Score				
17	H	Notre Dame	0 <div>3</div>	49	H	Miami (Fla.)	0 <div>3</div>	55	A	Pennsylvania	3 1				
20	A	Pittsburgh	0 <div>3</div>					82	A	Towson	1 <div>3</div>				
								94	A	Connecticut	3 0				
										104	A	Albany (N.Y.)	0 <div>3</div>		
										105	A	Stony Brook	3 0		
										118	N	Robert Morris	3 0		
										129	A	Rutgers	3 1		
										132	A	Villanova	2 <div>3</div>		
										133	H	Princeton	3 1		
										144	H	Boston College	3 2		
										156	H	Virginia Tech	3 0		
										164	H	Syracuse	3 2		
										168	H	Long Island	3 1		
										168	N	Long Island	1 <div>3</div>		
										170	A	Seton Hall	0 <div>3</div>		
										171	A	Hofstra	2 <div>3</div>		
										185	A	Georgetown	3 1		
										195	A	West Virginia	3 0		
										214	N	Canisius	3 0		
										223	H	Fordham	3 0		
										224	A	Iona	3 1		
										228	H	Va. Commonwealth	3 0		
										243	H	St. Peter's	3 0		
										269	A	Columbia	3 0		
										270	N	Marist	3 0		
										286	H	Siena	3 0		
										288	H	Providence	3 0		
										295	H	Wagner	3 0		
										298	N	Fairleigh Dickinson	3 2		
										300	H	St. Francis (N.Y.)	3 0		
<hr/>															
				LAST 10 GAMES											
				185	A	Georgetown	3 1	170	A	Seton Hall	0 <div>3</div>	286	H	Siena	3 0
				132	A	Villanova	2 <div>3</div>	49	H	Miami (Fla.)	0 <div>3</div>	288	H	Providence	3 0
				288	H	Providence	3 0	156	H	Virginia Tech	3 0	295	H	Wagner	3 0
				144	H	Boston College	3 2	94	A	Connecticut	3 0	298	N	Fairleigh Dickinson	3 2
				129	A	Rutgers	3 1	20	A	Pittsburgh	0 <div>3</div>	300	H	St. Francis (N.Y.)	3 0

Non-Div. I Games:

St. John's (N.Y.)

RPI	S	Opponent	Score	
303	N	Sacred Heart	3	0
308	N	Coppin St.	3	0

St. John's (N.Y.)

S
t
.
J
o
h
n
.
s
(
N
.
Y
.
)

S
t
.
J
o
h
n
.
s
(
N
.
Y
.
)

Average RPI Win:		171	WON-LOST RECORD		WINNING PCT. RANK		LAST 10 GAMES		STRENGTH OF SCHEDULE		OPP. STRENGTH OF SCHEDULE		TEAM RPI		ADJ RPI		CONF. RPI		ADJ CONF. RPI					
DIV. I ONLY			16- 16		.5		156		4- 6		131		21		119		.52581		114		1		1	
DIV. I NON-CONF.			11- 3		.78571		31		1- 1		224		104		94		.54553		89		1		1	
TOTALS		RPI 1-25		RPI 26-50				W-L RECORDS				RPI 51-100				RPI 101-150				RPI 150+				
16- 16		1- 10		1- 3				OVERALL				0- 2				4- 1				10- 0				
7- 6		0- 5		0- 1				HOME				0- 0				2- 0				5- 0				
4- 9		0- 5		1- 1				AWAY				0- 2				0- 1				3- 0				
5- 1		1- 0		0- 1				NEUTRAL				0- 0				2- 0				2- 0				
11- 3		1- 0		1- 1				NON-CONFERENCE				0- 2				3- 0				6- 0				
4- 0		0- 0		0- 0				HOME				0- 0				1- 0				3- 0				
2- 2		0- 0		1- 0				AWAY				0- 2				0- 0				1- 0				
5- 1		1- 0		0- 1				NEUTRAL				0- 0				2- 0				2- 0				
5- 13		0- 10		0- 2				CONFERENCE				0- 0				1- 1				4- 0				
3- 6		0- 5		0- 1				HOME				0- 0				1- 0				2- 0				
2- 7		0- 5		0- 1				AWAY				0- 0				0- 1				2- 0				
0- 0		0- 0		0- 0				NEUTRAL				0- 0				0- 0				0- 0				
RPI	S	Opponent		Score		RPI	S	Opponent		Score		RPI	S	Opponent		Score		RPI	S	Opponent		Score		
1	A	Southern California		0	3	30	A	Arizona		0	3	51	A	Pacific (Cal.)		0	3	111	A	Arizona St.		2	3	
1	H	Southern California		0	3	30	H	Arizona		1	3	70	A	Sacramento St.		1	3	111	H	Arizona St.		3	0	
10	A	Stanford		0	3	45	N	Fresno St.		1	3							145	N	UC Riverside		3	2	
10	H	Stanford		1	3	50	A	St. Mary's (Cal.)		3	0							147	N	Winthrop		3	1	
12	A	California		1	3													149	H	Northern Ariz.		3	0	
12	H	California		0	3													163	A	Washington St.		3	2	
13	A	UCLA		1	3													163	H	Washington St.		3	1	
13	H	UCLA		0	3													185	N	Georgetown		3	2	
20	N	Pittsburgh		3	1													193	A	Oregon		3	1	
25	A	Washington		0	3													193	H	Oregon		3	0	
25	H	Washington		1	3													205	H	Portland		3	0	
																		217	A	Charlotte		3	1	
																		225	H	Gonzaga		3	2	
																		261	H	Mississippi St.		3	0	
																		302	N	Campbell		3	0	
LAST 10 GAMES																								
						51	A	Pacific (Cal.)		0	3	111	H	Arizona St.		3	0							
						20	N	Pittsburgh		3	1	25	A	Washington		0	3							
						10	A	Stanford		0	3	163	A	Washington St.		3	2							
						12	A	California		1	3	193	A	Oregon		3	1							
						30	H	Arizona		1	3	1	H	Southern California		0	3							

Non-Div. I Games:

Oregon St.

[illegible]

Non-Div. I Games:

Indiana

[illegible]

Non-Div. I Games:

Morehead St.

Average RPI Win:	228	WON-LOST RECORD	WINNING PCT. RANK	LAST 10 GAMES	STRENGTH OF SCHEDULE	OPP. STRENGTH OF SCHEDULE	TEAM RPI	ADJ RPI	CONF. RPI	ADJ CONF. RPI			
Average RPI Loss:	78												
DIV. I ONLY	23- 12	.65714	75	8- 2	177	208	115	.52393	118	31	31		
DIV. I NON-CONF.	12- 12	.5	153	2- 2	104	129	132	.51469	131	30	29		
<hr/>													
TOTALS	RPI 1-25	RPI 26-50		W-L RECORDS	RPI 51-100		RPI 101-150		RPI 150+				
23- 12	0- 4	0- 1		OVERALL	1- 2		1- 4		21- 1				
11- 1	0- 0	0- 0		HOME	0- 1		1- 0		10- 0				
7- 6	0- 3	0- 0		AWAY	0- 1		0- 1		7- 1				
5- 5	0- 1	0- 1		NEUTRAL	1- 0		0- 3		4- 0				
<hr/>													
12- 12	0- 4	0- 1		NON-CONFERENCE	1- 2		1- 4		10- 1				
7- 1	0- 0	0- 0		HOME	0- 1		1- 0		6- 0				
1- 6	0- 3	0- 0		AWAY	0- 1		0- 1		1- 1				
4- 5	0- 1	0- 1		NEUTRAL	1- 0		0- 3		3- 0				
<hr/>													
11- 0	0- 0	0- 0		CONFERENCE	0- 0		0- 0		11- 0				
4- 0	0- 0	0- 0		HOME	0- 0		0- 0		4- 0				
6- 0	0- 0	0- 0		AWAY	0- 0		0- 0		6- 0				
1- 0	0- 0	0- 0		NEUTRAL	0- 0		0- 0		1- 0				
<hr/>													
RPI S	Opponent	Score		RPI S	Opponent	Score		RPI S	Opponent	Score			
8 A	Penn St.	0	3	29 N	Dayton	0	3	55 A	Pennsylvania	1	3		
8 A	Penn St.	0	3			65 N	Ball St.	3	2	104 N	Albany (N.Y.)	1	3
20 A	Pittsburgh	0	3			98 H	Eastern Mich.	0	3	106 H	George Washington	3	0
21 N	Cincinnati	0	3							113 N	St. John's (N.Y.)	0	3
								136 N	Eastern Ky.	0	3		
								137 A	Cleveland St.	0	3		
								164 H	Syracuse	3	1		
								168 A	Long Island	3	2		
								172 H	Duquesne	3	1		
								184 A	Central Conn. St.	3	0		
								184 A	Central Conn. St.	3	0		
								195 H	West Virginia	3	0		
								206 A	Youngstown St.	2	3		
								210 N	Brown	3	0		
								243 H	St. Peter's	3	0		
								246 H	Davidson	3	0		
								250 A	St. Francis (Pa.)	3	0		
								250 H	St. Francis (Pa.)	3	0		
								250 N	St. Francis (Pa.)	3	0		
								255 A	Navy	3	0		
								270 N	Marist	3	1		
								276 H	Loyola (Md.)	3	0		
								276 N	Loyola (Md.)	3	0		
								294 A	Quinnipiac	3	0		
								295 H	Wagner	3	0		
								298 H	Fairleigh Dickinson	3	0		
								300 A	St. Francis (N.Y.)	3	0		
								303 H	Sacred Heart	3	0		
<hr/>													
				LAST 10 GAMES									
				8 A	Penn St.	0	3	206 A	Youngstown St.	2	3		
				184 A	Central Conn. St.	3	0	303 H	Sacred Heart	3	0		
				250 N	St. Francis (Pa.)	3	0	184 A	Central Conn. St.	3	0		
				250 H	St. Francis (Pa.)	3	0	294 A	Quinnipiac	3	0		
				164 H	Syracuse	3	1	106 H	George Washington	3	0		

Non-Div. I Games:

Robert Morris

Average RPI Win:		198	WON-LOST RECORD		WINNING PCT. RANK		LAST 10 GAMES		STRENGTH OF SCHEDULE		OPP. STRENGTH OF SCHEDULE		TEAM RPI		ADJ RPI		CONF. RPI		ADJ CONF. RPI				
DIV. I ONLY			19- 9		.67857	65	6- 4		229		124		124		.52157		119		17				
DIV. I NON-CONF.			9- 3		.75	41	0- 0		288		101		148		.50014		146		17				
TOTALS		RPI 1-25		RPI 26-50			W-L RECORDS			RPI 51-100			RPI 101-150			RPI 150+							
19- 9		0- 1		1- 0			OVERALL			0- 6			3- 2			15- 0							
7- 3		0- 1		0- 0			HOME			0- 2			2- 0			5- 0							
7- 4		0- 0		1- 0			AWAY			0- 3			1- 1			5- 0							
5- 2		0- 0		0- 0			NEUTRAL			0- 1			0- 1			5- 0							
9- 3		0- 1		1- 0			NON-CONFERENCE			0- 1			0- 1			8- 0							
2- 1		0- 1		0- 0			HOME			0- 0			0- 0			2- 0							
3- 1		0- 0		1- 0			AWAY			0- 1			0- 0			2- 0							
4- 1		0- 0		0- 0			NEUTRAL			0- 0			0- 1			4- 0							
10- 6		0- 0		0- 0			CONFERENCE			0- 5			3- 1			7- 0							
5- 2		0- 0		0- 0			HOME			0- 2			2- 0			3- 0							
4- 3		0- 0		0- 0			AWAY			0- 2			1- 1			3- 0							
1- 1		0- 0		0- 0			NEUTRAL			0- 1			0- 0			1- 0							
RPI	S	Opponent		Score		RPI	S	Opponent		Score		RPI	S	Opponent		Score							
25	H	Washington		0 3		45	A	Fresno St.		3 2		57	A	Eastern Wash.		1 3		101	A	Montana St. 0 3			
												57	H	Eastern Wash.		0 3		101	H	Montana St. 3 0			
												64	A	Utah St.		0 3		103	N	Cal Poly 2 3			
												70	A	Sacramento St.		0 3		149	A	Northern Ariz. 3 2			
												70	H	Sacramento St.		0 3		149	H	Northern Ariz. 3 1			
												70	N	Sacramento St.		0 3		157	H	UNLV 3 2			
																		191	A	Portland St. 3 1			
																		191	H	Portland St. 3 0			
																		191	N	Portland St. 3 0			
																		199	N	New Mexico 3 1			
																		213	A	Weber St. 3 1			
																		213	H	Weber St. 3 0			
																		223	A	Fordham 3 2			
																		225	A	Gonzaga 3 0			
																		242	A	Montana 3 0			
																		242	H	Montana 3 1			
																		243	N	St. Peter's 3 1			
																		249	H	Boise St. 3 0			
																		249	N	Boise St. 3 1			
																		288	N	Providence 3 0			
						LAST 10 GAMES																	
						70 N Sacramento St. 0 3						57 A Eastern Wash. 1 3											
						191 N Portland St. 3 0						191 A Portland St. 3 1											
						70 H Sacramento St. 0 3						242 H Montana 3 1											
						149 H Northern Ariz. 3 1						101 H Montana St. 3 0											
						213 A Weber St. 3 1						70 A Sacramento St. 0 3											

Non-Div. I Games: Montana Western 3 0

Idaho St.

Average RPI Win: 224		WON-LOST RECORD	WINNING PCT. RANK	LAST 10 GAMES	STRENGTH OF SCHEDULE	OPP. STRENGTH OF SCHEDULE	TEAM RPI	ADJ RPI	CONF. RPI	ADJ CONF. RPI							
DIV. I ONLY		27- 8	.77143	33	7- 3	241	240	114	.52142	120	27	27					
DIV. I NON-CONF.		17- 6	.73913	48	0- 1	194	192	106	.52478	113	28	27					
<hr/>																	
TOTALS		RPI 1-25		RPI 26-50		W-L RECORDS		RPI 51-100		RPI 101-150		RPI 150+					
27- 8		0- 1		0- 0		OVERALL		2- 2		2- 2		23- 3					
10- 1		0- 0		0- 0		HOME		0- 0		1- 0		9- 1					
8- 5		0- 1		0- 0		AWAY		0- 2		0- 1		8- 1					
9- 2		0- 0		0- 0		NEUTRAL		2- 0		1- 1		6- 1					
17- 6		0- 1		0- 0		NON-CONFERENCE		2- 0		2- 2		13- 3					
5- 1		0- 0		0- 0		HOME		0- 0		1- 0		4- 1					
4- 3		0- 1		0- 0		AWAY		0- 0		0- 1		4- 1					
8- 2		0- 0		0- 0		NEUTRAL		2- 0		1- 1		5- 1					
10- 2		0- 0		0- 0		CONFERENCE		0- 2		0- 0		10- 0					
5- 0		0- 0		0- 0		HOME		0- 0		0- 0		5- 0					
4- 2		0- 0		0- 0		AWAY		0- 2		0- 0		4- 0					
1- 0		0- 0		0- 0		NEUTRAL		0- 0		0- 0		1- 0					
RPI	S	Opponent		Score		RPI	S	Opponent		Score		RPI	S	Opponent		Score	
4	A	Georgia Tech		0 3								58	N	Wis.-Green Bay		3 1	
												72	A	UCF		1 3	
												72	A	UCF		2 3	
												74	N	New Hampshire		3 2	
												102	N	Ga. Southern		3 2	
												141	A	Jacksonville St.		1 3	
												146	H	Middle Tenn.		3 2	
												147	N	Winthrop		0 3	
												153	H	Air Force		2 3	
												162	H	Alabama A&M		3 0	
												189	A	UAB		0 3	
												192	N	Appalachian St.		3 1	
												194	A	UMBC		3 0	
												197	A	Fla. Atlantic		3 1	
												207	H	Jacksonville		3 0	
												210	A	Brown		3 0	
												211	N	Tennessee Tech		2 3	
												226	H	Troy St.		3 0	
												226	N	Troy St.		3 0	
												228	H	Va. Commonwealth		3 0	
												228	N	Va. Commonwealth		3 0	
												239	H	Samford		3 1	
												243	N	St. Peter's		3 1	
												251	H	South Ala.		3 0	
												274	H	Mercer		3 0	
												277	H	Stetson		3 0	
												280	A	High Point		3 1	
												283	N	Rider		3 0	
												285	A	UNC Greensboro		3 1	
												288	N	Providence		3 0	
												289	A	Belmont		3 0	
<hr/>																	
LAST 10 GAMES																	
		72 A UCF		1 3				72 A UCF		2 3				280 A High Point		3 1	
		226 N Troy St.		3 0				207 H Jacksonville		3 0				283 N Rider		3 0	
		291 H Gardner-Webb		3 0				277 H Stetson		3 0				285 A UNC Greensboro		3 1	
		189 A UAB		0 3				292 A Lipscomb		3 0				288 N Providence		3 0	
		197 A Fla. Atlantic		3 1				289 A Belmont		3 0				289 A Belmont		3 0	

Non-Div. I Games:

Georgia St.

Georgia St.

K
e
n
t
u
c
k
y

Kentucky

Non-Div. I Games:

Denver

Liberty

Liberty

RPI	S	Opponent	Score	
302	N	Campbell	3	0

Liberty

L
i
b
e
r
t
y

L
i
b
e
r
t
y

Average RPI Win:		216	WON-LOST	WINNING	LAST 10	STRENGTH OF		OPP. STRENGTH	TEAM	ADJ	CONF.	ADJ CONF.
Average RPI Loss:		90	RECORD	PCT. RANK	GAMES	SCHEDULE		OF SCHEDULE	RPI	RPI	RPI	RPI
DIV. I ONLY			16- 13	.55172	128	7- 3		136	172	133	.517	126
DIV. I NON-CONF.			2- 6	.25	256	0- 0		46	33	149	.5043	143
TOTALS		RPI 1-25	RPI 26-50		W-L RECORDS		RPI 51-100		RPI 101-150		RPI 150+	
16- 13	0- 2		0- 2		OVERALL		1- 3		0- 4		15- 2	
9- 4	0- 0		0- 1		HOME		1- 1		0- 2		8- 0	
6- 6	0- 0		0- 1		AWAY		0- 2		0- 1		6- 2	
1- 3	0- 2		0- 0		NEUTRAL		0- 0		0- 1		1- 0	
2- 6	0- 2		0- 2		NON-CONFERENCE		1- 1		0- 1		1- 0	
1- 2	0- 0		0- 1		HOME		1- 0		0- 1		0- 0	
0- 2	0- 0		0- 1		AWAY		0- 1		0- 0		0- 0	
1- 2	0- 2		0- 0		NEUTRAL		0- 0		0- 0		1- 0	
14- 7	0- 0		0- 0		CONFERENCE		0- 2		0- 3		14- 2	
8- 2	0- 0		0- 0		HOME		0- 1		0- 1		8- 0	
6- 4	0- 0		0- 0		AWAY		0- 1		0- 1		6- 2	
0- 1	0- 0		0- 0		NEUTRAL		0- 0		0- 1		0- 0	
RPI S	Opponent	Score	RPI S	Opponent	Score	RPI S	Opponent	Score	RPI S	Opponent	Score	
13 N	UCLA	0 3	38 A	Long Beach St.	0 3	56 A	Texas	1 3	128 H	Oral Roberts	1 3	
19 N	UC Santa Barb.	0 3	40 H	UC Irvine	1 3	84 A	Texas St.	0 3	130 A	Nicholls St.	2 3	
						84 H	Texas St.	0 3	130 H	Nicholls St.	1 3	
						95 H	Ark.-Little Rock	3 1	130 N	Nicholls St.	0 3	
									154 A	Texas-San Antonio	1 3	
									154 H	Texas-San Antonio	3 2	
									159 A	Stephen F. Austin	1 3	
									159 H	Stephen F. Austin	3 0	
									187 A	McNeese St.	3 1	
									187 H	McNeese St.	3 1	
									212 A	Sam Houston St.	3 1	
									212 H	Sam Houston St.	3 0	
									215 A	Southeastern La.	3 1	
									215 H	Southeastern La.	3 1	
									247 A	Lamar	3 1	
									247 H	Lamar	3 0	
									252 A	Northwestern St.	3 0	
									252 H	Northwestern St.	3 1	
									254 N	Tex. A&M-Corp. Chris	3 0	
									284 A	La.-Monroe	3 0	
									284 H	La.-Monroe	3 0	
LAST 10 GAMES												
			130 N	Nicholls St.	0 3	130 A	Nicholls St.	2 3				
			212 A	Sam Houston St.	3 1	215 A	Southeastern La.	3 1				
			252 A	Northwestern St.	3 0	187 A	McNeese St.	3 1				
			84 H	Texas St.	0 3	247 A	Lamar	3 1				
			154 H	Texas-San Antonio	3 2	252 H	Northwestern St.	3 1				

Non-Div. I Games:

Texas-Arlington

Average RPI Win:		181	WON-LOST RECORD		WINNING PCT. RANK		LAST 10 GAMES		STRENGTH OF SCHEDULE		OPP. STRENGTH OF SCHEDULE		TEAM RPI		ADJ RPI		CONF. RPI		ADJ CONF. RPI				
DIV. I ONLY			12- 20		.375 208		3- 7		42		81		135		.51555 127		13		13				
DIV. I NON-CONF.			6- 12		.33333 228		0- 1		38		55		121		.52628 111		13		13				
TOTALS		RPI 1-25		RPI 26-50		W-L RECORDS		RPI 51-100		RPI 101-150		RPI 150+											
12- 20		1- 6		0- 3		OVERALL		1- 7		1- 3		9- 1											
4- 9		1- 2		0- 2		HOME		1- 4		1- 1		1- 0											
5- 7		0- 2		0- 0		AWAY		0- 3		0- 1		5- 1											
3- 4		0- 2		0- 1		NEUTRAL		0- 0		0- 1		3- 0											
6- 12		0- 5		0- 3		NON-CONFERENCE		1- 3		0- 1		5- 0											
2- 5		0- 1		0- 2		HOME		1- 2		0- 0		1- 0											
1- 4		0- 2		0- 0		AWAY		0- 1		0- 1		1- 0											
3- 3		0- 2		0- 1		NEUTRAL		0- 0		0- 0		3- 0											
6- 8		1- 1		0- 0		CONFERENCE		0- 4		1- 2		4- 1											
2- 4		1- 1		0- 0		HOME		0- 2		1- 1		0- 0											
4- 3		0- 0		0- 0		AWAY		0- 2		0- 0		4- 1											
0- 1		0- 0		0- 0		NEUTRAL		0- 0		0- 1		0- 0											
RPI	S	Opponent		Score		RPI	S	Opponent		Score		RPI	S	Opponent		Score							
2	H	Florida		0	3	36	N	Wisconsin		0	3	62	A	Florida St.		0	3	125	H	TCU	3	1	
4	A	Georgia Tech		0	3	42	H	Florida A&M		0	3	66	H	Georgia		3	2	135	H	Houston	2	3	
6	A	Kansas St.		0	3	49	H	Miami (Fla.)		0	3	72	H	UCF		2	3	135	N	Houston	2	3	
11	N	Colorado St.		0	3							76	H	Tulane		2	3	143	A	Florida Int'l	0	3	
15	H	Louisville		0	3							78	H	Southern Miss.		0	3	166	N	LSU	3	1	
18	N	Maryland		1	3							81	A	Memphis		0	3	177	A	DePaul	3	0	
21	H	Cincinnati		3	1							93	H	Loyola (Ill.)		2	3	189	A	UAB	1	3	
												96	A	Marquette		2	3	190	A	St. Louis	3	0	
																		197	A	Fla. Atlantic	3	1	
																		217	A	Charlotte	3	1	
																		218	N	Western Caro.	3	0	
																		234	A	East Caro.	3	2	
																		277	H	Stetson	3	0	
																		287	N	Citadel	3	0	
LAST 10 GAMES																							
135 N Houston						2	3	189 A UAB						1	3								
21 H Cincinnati						3	1	62 A Florida St.						0	3								
15 H Louisville						0	3	135 H Houston						2	3								
177 A DePaul						3	0	125 H TCU						3	1								
96 A Marquette						2	3	81 A Memphis						0	3								

Non-Div. I Games:

South Fla.

Average RPI Win:		205	WON-LOST RECORD		WINNING PCT. RANK	LAST 10 GAMES	STRENGTH OF SCHEDULE		OPP. STRENGTH OF SCHEDULE	TEAM RPI	ADJ RPI	CONF. RPI	ADJ CONF. RPI
Average RPI Loss:		89											
DIV. I ONLY		21- 14			.6 103	7- 3	163		181	129	.51365 128	25	25
DIV. I NON-CONF.		8- 11			.42105 201	0- 1	65		71	118	.52125 121	23	23
TOTALS		RPI 1-25	RPI 26-50		W-L RECORDS		RPI 51-100		RPI 101-150		RPI 150+		
21- 14		0- 1	0- 3		OVERALL		3- 5		3- 3		15- 2		
8- 3		0- 0	0- 1		HOME		1- 0		1- 1		6- 1		
7- 7		0- 1	0- 1		AWAY		0- 2		1- 2		6- 1		
6- 4		0- 0	0- 1		NEUTRAL		2- 3		1- 0		3- 0		
8- 11		0- 1	0- 3		NON-CONFERENCE		3- 5		3- 0		2- 2		
2- 2		0- 0	0- 1		HOME		1- 0		1- 0		0- 1		
1- 5		0- 1	0- 1		AWAY		0- 2		1- 0		0- 1		
5- 4		0- 0	0- 1		NEUTRAL		2- 3		1- 0		2- 0		
13- 3		0- 0	0- 0		CONFERENCE		0- 0		0- 3		13- 0		
6- 1		0- 0	0- 0		HOME		0- 0		0- 1		6- 0		
6- 2		0- 0	0- 0		AWAY		0- 0		0- 2		6- 0		
1- 0		0- 0	0- 0		NEUTRAL		0- 0		0- 0		1- 0		
RPI S	Opponent	Score	RPI S	Opponent	Score	RPI S	Opponent	Score	RPI S	Opponent	Score		
23 A	Kansas	0 3	31 H	Southwest Mo. St.	1 3	64 N	Utah St.	0 3	107 H	Arkansas St.	3 1		
			34 A	Arkansas	0 3	67 A	Wichita St.	0 3	110 A	Valparaiso	2 3		
			40 N	UC Irvine	0 3	77 N	San Diego St.	1 3	110 A	Valparaiso	2 3		
						84 N	Texas St.	3 0	110 H	Valparaiso	0 3		
						95 H	Ark.-Little Rock	3 2	126 A	Texas-Arlington	3 1		
						95 N	Ark.-Little Rock	0 3	130 N	Nicholls St.	3 0		
						99 A	North Texas	1 3	166 N	LSU	3 1		
						99 N	North Texas	3 1	169 H	Oklahoma	1 3		
									202 A	IUPUI	3 1		
									202 H	IUPUI	3 2		
									202 N	IUPUI	3 0		
									213 A	Weber St.	1 3		
									216 N	UTEP	3 1		
									256 A	UMKC	3 0		
									256 H	UMKC	3 0		
									257 A	Chicago St.	3 1		
									257 H	Chicago St.	3 0		
									264 A	Oakland	3 0		
									264 H	Oakland	3 0		
									275 A	Western Ill.	3 1		
									275 H	Western Ill.	3 0		
									290 A	Centenary (La.)	3 0		
									290 H	Centenary (La.)	3 0		
			LAST 10 GAMES										
			34 A	Arkansas	0 3	275 H	Western Ill.	3 0					
			110 A	Valparaiso	2 3	256 H	UMKC	3 0					
			202 N	IUPUI	3 0	290 A	Centenary (La.)	3 0					
			202 A	IUPUI	3 1	264 A	Oakland	3 0					
			257 A	Chicago St.	3 1	110 A	Valparaiso	2 3					

Non-Div. I Games:

Oral Roberts

Non-Div. I Games:

Rutgers

Average RPI Win: 197		WON-LOST RECORD		WINNING PCT. RANK		LAST 10 GAMES		STRENGTH OF SCHEDULE		OPP. STRENGTH OF SCHEDULE		TEAM RPI		ADJ RPI		CONF. RPI		ADJ CONF. RPI	
DIV. I ONLY		18- 15		.54545 133		7- 3		120		178		128		.51091 130		20		20	
DIV. I NON-CONF.		2- 8		.2 268		0- 1		71		63		187		.46857 178		21		21	
TOTALS		RPI 1-25		RPI 26-50		W-L RECORDS		RPI 51-100		RPI 101-150		RPI 150+							
18- 15		0- 1		0- 0		OVERALL		1- 8		4- 1		13- 5							
7- 3		0- 0		0- 0		HOME		0- 1		1- 0		6- 2							
6- 8		0- 1		0- 0		AWAY		0- 4		1- 0		5- 3							
5- 4		0- 0		0- 0		NEUTRAL		1- 3		2- 1		2- 0							
2- 8		0- 1		0- 0		NON-CONFERENCE		0- 6		1- 1		1- 0							
0- 0		0- 0		0- 0		HOME		0- 0		0- 0		0- 0							
0- 4		0- 1		0- 0		AWAY		0- 3		0- 0		0- 0							
2- 4		0- 0		0- 0		NEUTRAL		0- 3		1- 1		1- 0							
16- 7		0- 0		0- 0		CONFERENCE		1- 2		3- 0		12- 5							
7- 3		0- 0		0- 0		HOME		0- 1		1- 0		6- 2							
6- 4		0- 0		0- 0		AWAY		0- 1		1- 0		5- 3							
3- 0		0- 0		0- 0		NEUTRAL		1- 0		1- 0		1- 0							
RPI S	Opponent	Score		RPI S	Opponent	Score		RPI S	Opponent	Score		RPI S	Opponent	Score					
16 A	Texas A&M	0 3						56 A	Texas	1 3		126 A	Texas-Arlington	3 1					
								67 A	Wichita St.	0 3		126 H	Texas-Arlington	3 2					
								76 A	Tulane	2 3		126 N	Texas-Arlington	3 0					
								77 N	San Diego St.	1 3		128 N	Oral Roberts	0 3					
								84 A	Texas St.	0 3		135 N	Houston	3 1					
								84 H	Texas St.	2 3		154 A	Texas-San Antonio	3 2					
								84 N	Texas St.	3 0		154 H	Texas-San Antonio	0 3					
								91 N	Wright St.	0 3		159 A	Stephen F. Austin	2 3					
								99 N	North Texas	0 3		159 H	Stephen F. Austin	1 3					
												159 N	Stephen F. Austin	3 2					
												187 A	McNeese St.	0 3					
												187 H	McNeese St.	3 1					
												212 A	Sam Houston St.	2 3					
												212 H	Sam Houston St.	3 1					
												215 A	Southeastern La.	3 0					
												215 H	Southeastern La.	3 1					
												240 N	Elon	3 0					
												247 A	Lamar	3 0					
												247 H	Lamar	3 1					
												252 A	Northwestern St.	3 2					
												252 H	Northwestern St.	3 1					
												284 A	La.-Monroe	3 0					
												284 H	La.-Monroe	3 0					
LAST 10 GAMES																			
16 A	Texas A&M	0 3		252 H	Northwestern St.	3 1													
84 N	Texas St.	3 0		247 A	Lamar	3 0													
159 N	Stephen F. Austin	3 2		212 A	Sam Houston St.	2 3													
126 N	Texas-Arlington	3 0		126 H	Texas-Arlington	3 2													
284 H	La.-Monroe	3 0		159 H	Stephen F. Austin	1 3													

Non-Div. I Games:

Nicholls St.

Average RPI Win:		216	WON-LOST	WINNING	LAST 10	STRENGTH OF		OPP. STRENGTH	TEAM	ADJ	CONF.	ADJ CONF.
Average RPI Loss:		82	RECORD	PCT. RANK	GAMES	SCHEDULE		OF SCHEDULE	RPI	RPI	RPI	RPI
DIV. I ONLY			16- 15	.51613	146	6- 4		117	167	137	.51089	131
DIV. I NON-CONF.			4- 11	.26667	253	0- 3		60	89	158	.49376	152
TOTALS		RPI 1-25	RPI 26-50		W-L RECORDS		RPI 51-100		RPI 101-150		RPI 150+	
16- 15	0- 3		0- 2		OVERALL		0- 5		1- 3		15- 2	
7- 4	0- 1		0- 1		HOME		0- 1		0- 1		7- 0	
4- 8	0- 1		0- 1		AWAY		0- 3		0- 1		4- 2	
5- 3	0- 1		0- 0		NEUTRAL		0- 1		1- 1		4- 0	
4- 11	0- 3		0- 2		NON-CONFERENCE		0- 3		1- 3		3- 0	
1- 3	0- 1		0- 1		HOME		0- 0		0- 1		1- 0	
0- 5	0- 1		0- 1		AWAY		0- 2		0- 1		0- 0	
3- 3	0- 1		0- 0		NEUTRAL		0- 1		1- 1		2- 0	
12- 4	0- 0		0- 0		CONFERENCE		0- 2		0- 0		12- 2	
6- 1	0- 0		0- 0		HOME		0- 1		0- 0		6- 0	
4- 3	0- 0		0- 0		AWAY		0- 1		0- 0		4- 2	
2- 0	0- 0		0- 0		NEUTRAL		0- 0		0- 0		2- 0	
RPI S	Opponent	Score	RPI S	Opponent	Score	RPI S	Opponent	Score	RPI S	Opponent	Score	
11 N	Colorado St.	0 3	31 H	Southwest Mo. St.	1 3	59 A	Virginia	2 3	106 A	George Washington	0 3	
18 A	Maryland	1 3	49 A	Miami (Fla.)	0 3	63 N	Northwestern	0 3	106 H	George Washington	2 3	
21 H	Cincinnati	1 3				69 A	Temple	1 3	108 N	Xavier	1 3	
						82 A	Towson	0 3	123 N	Liberty	3 2	
						82 H	Towson	0 3	171 A	Hofstra	3 2	
									171 H	Hofstra	3 2	
									171 N	Hofstra	3 1	
									182 A	James Madison	0 3	
									182 H	James Madison	3 0	
									182 N	James Madison	3 1	
									185 H	Georgetown	3 0	
									228 A	Va. Commonwealth	3 1	
									228 H	Va. Commonwealth	3 1	
									230 A	Delaware	3 1	
									230 H	Delaware	3 1	
									238 A	William & Mary	2 3	
									238 H	William & Mary	3 1	
									269 N	Columbia	3 0	
									272 A	UNC Wilmington	3 0	
									272 H	UNC Wilmington	3 0	
									302 N	Campbell	3 0	
LAST 10 GAMES												
11 N	Colorado St.	0 3	230 A	Delaware	3 1							
69 A	Temple	1 3	171 A	Hofstra	3 2							
108 N	Xavier	1 3	82 H	Towson	0 3							
171 N	Hofstra	3 1	228 H	Va. Commonwealth	3 1							
182 N	James Madison	3 1	182 H	James Madison	3 0							

Non-Div. I Games:

George Mason

Average RPI Win:	185	WON-LOST	WINNING	LAST 10	STRENGTH OF	OPP. STRENGTH	TEAM	ADJ	CONF.	ADJ CONF.	
Average RPI Loss:	73	RECORD	PCT. RANK	GAMES	SCHEDULE	OF SCHEDULE	RPI	RPI	RPI	RPI	
DIV. I ONLY	14- 15	.48276	165	8- 2	89	121	126	.51036	132	9	10
DIV. I NON-CONF.	7- 9	.4375	189	3- 0	135	145	160	.48158	164	12	12
<hr/>											
TOTALS	RPI 1-25	RPI 26-50		W-L RECORDS		RPI 51-100		RPI 101-150		RPI 150+	
14- 15	0- 4	0- 3		OVERALL		1- 4		4- 2		9- 2	
8- 4	0- 1	0- 0		HOME		1- 2		2- 1		5- 0	
4- 7	0- 2	0- 2		AWAY		0- 1		2- 1		2- 1	
2- 4	0- 1	0- 1		NEUTRAL		0- 1		0- 0		2- 1	
<hr/>											
7- 9	0- 1	0- 2		NON-CONFERENCE		1- 3		1- 2		5- 1	
3- 2	0- 0	0- 0		HOME		1- 1		0- 1		2- 0	
2- 4	0- 1	0- 1		AWAY		0- 1		1- 1		1- 0	
2- 3	0- 0	0- 1		NEUTRAL		0- 1		0- 0		2- 1	
<hr/>											
7- 6	0- 3	0- 1		CONFERENCE		0- 1		3- 0		4- 1	
5- 2	0- 1	0- 0		HOME		0- 1		2- 0		3- 0	
2- 3	0- 1	0- 1		AWAY		0- 0		1- 0		1- 1	
0- 1	0- 1	0- 0		NEUTRAL		0- 0		0- 0		0- 0	
<hr/>											
RPI S	Opponent	Score	RPI S	Opponent	Score	RPI S	Opponent	Score	RPI S	Opponent	Score
17 A	Notre Dame	1 3	26 N	Michigan St.	0 3	55 H	Pennsylvania	2 3	106 A	George Washington	0 3
18 A	Maryland	0 3	37 A	Colorado	0 3	69 A	Temple	1 3	113 H	St. John's (N.Y.)	3 2
20 H	Pittsburgh	2 3	49 A	Miami (Fla.)	0 3	71 N	Tennessee	0 3	129 H	Rutgers	3 0
20 N	Pittsburgh	0 3				82 H	Towson	3 1	143 A	Florida Int'l	3 0
						94 H	Connecticut	1 3	144 A	Boston College	3 0
									150 H	Manhattan	2 3
									156 A	Virginia Tech	3 2
									164 A	Syracuse	1 3
									170 H	Seton Hall	3 2
									185 H	Georgetown	3 0
									193 N	Oregon	0 3
									194 H	UMBC	3 1
									195 H	West Virginia	3 1
									230 H	Delaware	3 1
									231 A	Fairfield	3 1
									304 N	Lafayette	3 0
									308 N	Coppin St.	3 0
<hr/>											
LAST 10 GAMES											
20 N Pittsburgh					0 3	129 H Rutgers					3 0
94 H Connecticut					1 3	144 A Boston College					3 0
113 H St. John's (N.Y.)					3 2	230 H Delaware					3 1
82 H Towson					3 1	185 H Georgetown					3 0
170 H Seton Hall					3 2	231 A Fairfield					3 1

Non-Div. I Games:

Villanova

Average RPI Win:	206	WON-LOST RECORD	WINNING PCT. RANK	LAST 10 GAMES	STRENGTH OF SCHEDULE	OPP. STRENGTH OF SCHEDULE	TEAM RPI	ADJ RPI	CONF. RPI	ADJ CONF. RPI				
DIV. I ONLY		14- 6	.7 60	8- 2	217	204	121	.50987	133	19	19			
DIV. I NON-CONF.		4- 3	.57143 120	0- 0	279	270	223	.43103	223	19	19			
<hr/>														
TOTALS	RPI 1-25	RPI 26-50		W-L RECORDS		RPI 51-100		RPI 101-150		RPI 150+				
14- 6	0- 0	0- 0		OVERALL		2- 2		1- 2		11- 2				
6- 1	0- 0	0- 0		HOME		1- 1		1- 0		4- 0				
5- 4	0- 0	0- 0		AWAY		1- 1		0- 2		4- 1				
3- 1	0- 0	0- 0		NEUTRAL		0- 0		0- 0		3- 1				
<hr/>														
4- 3	0- 0	0- 0		NON-CONFERENCE		0- 0		0- 1		4- 2				
1- 0	0- 0	0- 0		HOME		0- 0		0- 0		1- 0				
0- 2	0- 0	0- 0		AWAY		0- 0		0- 1		0- 1				
3- 1	0- 0	0- 0		NEUTRAL		0- 0		0- 0		3- 1				
<hr/>														
10- 3	0- 0	0- 0		CONFERENCE		2- 2		1- 1		7- 0				
5- 1	0- 0	0- 0		HOME		1- 1		1- 0		3- 0				
5- 2	0- 0	0- 0		AWAY		1- 1		0- 1		4- 0				
0- 0	0- 0	0- 0		NEUTRAL		0- 0		0- 0		0- 0				
<hr/>														
RPI S	Opponent	Score	RPI S	Opponent	Score	RPI S	Opponent	Score	RPI S	Opponent	Score			
						55 A	Pennsylvania	1 3	113 A	St. John's (N.Y.)	1 3			
						55 H	Pennsylvania	1 3	138 A	Yale	1 3			
						92 A	Cornell	3 2	138 H	Yale	3 1			
						92 H	Cornell	3 1	168 N	Long Island	0 3			
									175 A	Harvard	3 2			
									175 H	Harvard	3 1			
									210 A	Brown	3 1			
									210 H	Brown	3 1			
									214 N	Canisius	3 1			
									222 A	Dartmouth	3 1			
									222 H	Dartmouth	3 0			
									265 A	Colgate	2 3			
									266 N	La Salle	3 0			
									269 A	Columbia	3 2			
									295 N	Wagner	3 0			
									300 H	St. Francis (N.Y.)	3 0			
									LAST 10 GAMES					
55 A	Pennsylvania	1 3	210 A	Brown	3 1									
222 H	Dartmouth	3 0	138 A	Yale	1 3									
175 H	Harvard	3 1	92 H	Cornell	3 1									
92 A	Cornell	3 2	175 A	Harvard	3 2									
269 A	Columbia	3 2	222 A	Dartmouth	3 1									
<hr/>														
Non-Div. I Games:	Frank. & Marsh.	3 0	Seton Hill	3 0	Rochester Inst.	3 0	Juniata	0 3	Princeton					

Non-Div. I Games:

Kent St.

[illegible]

Non-Div. I Games:

Eastern Ky.

Average RPI Win:	197	WON-LOST	WINNING	LAST 10	STRENGTH OF	OPP. STRENGTH	TEAM	ADJ	CONF.	ADJ CONF.	
Average RPI Loss:	83	RECORD	PCT. RANK	GAMES	SCHEDULE	OF SCHEDULE	RPI	RPI	RPI	RPI	
DIV. I ONLY	18- 16	.52941	139	4- 6	144	144	139	.507	137	8	8
DIV. I NON-CONF.	13- 5	.72222	57	1- 0	173	201	99	.53632	100	10	11
<hr/>											
TOTALS	RPI 1-25	RPI 26-50		W-L RECORDS		RPI 51-100		RPI 101-150		RPI 150+	
18- 16	0- 0	0- 2		OVERALL		1- 11		2- 2		15- 1	
9- 6	0- 0	0- 1		HOME		1- 5		1- 0		7- 0	
2- 8	0- 0	0- 1		AWAY		0- 4		0- 2		2- 1	
7- 2	0- 0	0- 0		NEUTRAL		0- 2		1- 0		6- 0	
<hr/>											
13- 5	0- 0	0- 0		NON-CONFERENCE		0- 3		2- 2		11- 0	
6- 2	0- 0	0- 0		HOME		0- 2		1- 0		5- 0	
1- 2	0- 0	0- 0		AWAY		0- 0		0- 2		1- 0	
6- 1	0- 0	0- 0		NEUTRAL		0- 1		1- 0		5- 0	
<hr/>											
5- 11	0- 0	0- 2		CONFERENCE		1- 8		0- 0		4- 1	
3- 4	0- 0	0- 1		HOME		1- 3		0- 0		2- 0	
1- 6	0- 0	0- 1		AWAY		0- 4		0- 0		1- 1	
1- 1	0- 0	0- 0		NEUTRAL		0- 1		0- 0		1- 0	
<hr/>											
RPI S	Opponent	Score	RPI S	Opponent	Score	RPI S	Opponent	Score	RPI S	Opponent	Score
			43 A	Wis.-Milwaukee	1 <div>3</div>	54 A	Butler	2 <div>3</div>	109 A	Ohio St.	1 <div>3</div>
			43 H	Wis.-Milwaukee	2 <div>3</div>	54 H	Butler	2 <div>3</div>	110 A	Valparaiso	0 <div>3</div>
						58 A	Wis.-Green Bay	0 <div>3</div>	118 H	Robert Morris	3 0
						58 H	Wis.-Green Bay	2 <div>3</div>	144 N	Boston College	3 1
						58 N	Wis.-Green Bay	0 <div>3</div>	156 A	Virginia Tech	3 1
						79 N	Northern Ill.	2 <div>3</div>	164 N	Syracuse	3 0
						91 A	Wright St.	1 <div>3</div>	174 N	Indiana St.	3 2
						91 H	Wright St.	3 1	178 H	Toledo	3 0
						93 A	Loyola (Ill.)	0 <div>3</div>	179 A	Ill.-Chicago	1 <div>3</div>
						93 H	Loyola (Ill.)	2 <div>3</div>	179 H	Ill.-Chicago	3 0
						98 H	Eastern Mich.	2 <div>3</div>	179 N	Ill.-Chicago	3 0
						100 H	IPFW	1 <div>3</div>	196 H	Bowling Green	3 1
									206 A	Youngstown St.	3 1
									206 H	Youngstown St.	3 0
									235 H	Lehigh	3 0
									248 N	East Tenn. St.	3 0
									250 H	St. Francis (Pa.)	3 0
									264 H	Oakland	3 0
									265 N	Colgate	3 0
									286 N	Siena	3 0
<hr/>											
LAST 10 GAMES											
			58 N	Wis.-Green Bay	0 <div>3</div>	93 A	Loyola (Ill.)	0 <div>3</div>			
			179 N	Ill.-Chicago	3 0	179 A	Ill.-Chicago	1 <div>3</div>			
			206 A	Youngstown St.	3 1	43 H	Wis.-Milwaukee	2 <div>3</div>			
			54 H	Butler	2 <div>3</div>	58 H	Wis.-Green Bay	2 <div>3</div>			
			91 H	Wright St.	3 1	178 H	Toledo	3 0			

Non-Div. I Games:

Cleveland St.

Average RPI Win: 223		WON-LOST RECORD		WINNING PCT. RANK		LAST 10 GAMES		STRENGTH OF SCHEDULE		OPP. STRENGTH OF SCHEDULE		TEAM RPI		ADJ RPI		CONF. RPI		ADJ CONF. RPI	
DIV. I ONLY		16- 9		.64 87		6- 4		213		195		140		.50494 138		19		19	
DIV. I NON-CONF.		8- 3		.72727 51		0- 1		187		231		112		.52758 109		19		19	
TOTALS		RPI 1-25		RPI 26-50		W-L RECORDS		RPI 51-100		RPI 101-150		RPI 150+							
16- 9		0- 0		0- 0		OVERALL		0- 6		2- 2		14- 1							
5- 4		0- 0		0- 0		HOME		0- 3		1- 0		4- 1							
7- 3		0- 0		0- 0		AWAY		0- 2		0- 1		7- 0							
4- 2		0- 0		0- 0		NEUTRAL		0- 1		1- 1		3- 0							
8- 3		0- 0		0- 0		NON-CONFERENCE		0- 2		1- 1		7- 0							
1- 1		0- 0		0- 0		HOME		0- 1		0- 0		1- 0							
3- 0		0- 0		0- 0		AWAY		0- 0		0- 0		3- 0							
4- 2		0- 0		0- 0		NEUTRAL		0- 1		1- 1		3- 0							
8- 6		0- 0		0- 0		CONFERENCE		0- 4		1- 1		7- 1							
4- 3		0- 0		0- 0		HOME		0- 2		1- 0		3- 1							
4- 3		0- 0		0- 0		AWAY		0- 2		0- 1		4- 0							
0- 0		0- 0		0- 0		NEUTRAL		0- 0		0- 0		0- 0							
RPI	S	Opponent		Score	RPI	S	Opponent		Score	RPI	S	Opponent		Score					
							55	A	Pennsylvania	0	3		105	N	Stony Brook	0	3		
							55	H	Pennsylvania	0	3		122	N	Denver	3	1		
							92	A	Cornell	2	3		133	A	Princeton	1	3		
							92	H	Cornell	0	3		133	H	Princeton	3	1		
							94	H	Connecticut	0	3		175	A	Harvard	3	1		
							94	N	Connecticut	0	3		175	H	Harvard	1	3		
													184	H	Central Conn. St.	3	1		
													204	A	Maine	3	2		
													210	A	Brown	3	1		
													210	H	Brown	3	0		
													222	A	Dartmouth	3	1		
													222	H	Dartmouth	3	1		
													232	N	Morgan St.	3	0		
													241	A	Army	3	1		
													269	A	Columbia	3	0		
													269	H	Columbia	3	0		
													270	N	Marist	3	1		
													295	A	Wagner	3	0		
													303	N	Sacred Heart	3	0		
LAST 10 GAMES																			
							210	A	Brown	3	1		94	H	Connecticut	0	3		
							269	H	Columbia	3	0		55	H	Pennsylvania	0	3		
							92	H	Cornell	0	3		133	H	Princeton	3	1		
							175	A	Harvard	3	1		222	H	Dartmouth	3	1		
							222	A	Dartmouth	3	1		175	H	Harvard	1	3		

Non-Div. I Games:

Yale

Average RPI Win:		226	WON-LOST RECORD		WINNING PCT. RANK		LAST 10 GAMES		STRENGTH OF SCHEDULE		OPP. STRENGTH OF SCHEDULE		TEAM RPI		ADJ RPI		CONF. RPI		ADJ CONF. RPI	
DIV. I ONLY			21- 11		.65625 78		8- 2		196		231		134		.5028 139		23		23	
DIV. I NON-CONF.			9- 7		.5625 128		0- 0		192		189		157		.48046 165		24		25	
TOTALS		RPI 1-25		RPI 26-50		W-L RECORDS		RPI 51-100		RPI 101-150		RPI 150+								
21- 11		0- 1		0- 0		OVERALL		2- 4		2- 3		17- 3								
12- 5		0- 0		0- 0		HOME		1- 3		1- 1		10- 1								
5- 4		0- 1		0- 0		AWAY		0- 0		1- 1		4- 2								
4- 2		0- 0		0- 0		NEUTRAL		1- 1		0- 1		3- 0								
9- 7		0- 1		0- 0		NON-CONFERENCE		2- 4		0- 0		7- 2								
6- 4		0- 0		0- 0		HOME		1- 3		0- 0		5- 1								
0- 2		0- 1		0- 0		AWAY		0- 0		0- 0		0- 1								
3- 1		0- 0		0- 0		NEUTRAL		1- 1		0- 0		2- 0								
12- 4		0- 0		0- 0		CONFERENCE		0- 0		2- 3		10- 1								
6- 1		0- 0		0- 0		HOME		0- 0		1- 1		5- 0								
5- 2		0- 0		0- 0		AWAY		0- 0		1- 1		4- 1								
1- 1		0- 0		0- 0		NEUTRAL		0- 0		0- 1		1- 0								
RPI	S	Opponent		Score		RPI	S	Opponent		Score		RPI	S	Opponent		Score				
4	A	Georgia Tech		0 3																
						63	N	Northwestern		0 3		123	A	Liberty		1 3				
						68	H	Col. of Charleston		2 3		123	H	Liberty		1 3				
						72	H	UCF		3 1		147	A	Winthrop		3 2				
						73	N	Alabama		3 2		147	H	Winthrop		3 1				
						75	H	Clemson		0 3		147	N	Winthrop		2 3				
						98	H	Eastern Mich.		0 3		159	A	UNC Asheville		1 3				
												159	H	UNC Asheville		3 1				
												197	H	Fla. Atlantic		0 3				
												217	H	Charlotte		3 0				
												218	A	Western Caro.		0 3				
												220	A	Birmingham-So.		3 0				
												220	H	Birmingham-So.		3 0				
												234	H	East Caro.		3 0				
												244	A	Charleston So.		3 1				
												244	H	Charleston So.		3 2				
												244	N	Charleston So.		3 0				
												271	H	Wofford		3 0				
												272	H	UNC Wilmington		3 0				
												273	A	Radford		3 1				
												273	H	Radford		3 0				
												278	H	Bethune-Cookman		3 0				
												280	A	High Point		3 1				
												280	H	High Point		3 0				
												296	N	Tennessee St.		3 2				
												311	N	Savannah St.		3 0				

Non-Div. I Games:

Coastal Caro.

Average RPI Win:	177	WON-LOST RECORD	WINNING PCT. RANK	LAST 10 GAMES		STRENGTH OF SCHEDULE	OPP. STRENGTH OF SCHEDULE	TEAM RPI	ADJ RPI	CONF. RPI	ADJ CONF. RPI
DIV. I ONLY		21- 16	.56757 118	6- 4		161	142	131	.50265 140	12	12
DIV. I NON-CONF.		10- 7	.58824 116	0- 0		198	198	153	.48505 157	9	9
<hr/>											
TOTALS	RPI 1-25	RPI 26-50		W-L RECORDS		RPI 51-100		RPI 101-150		RPI 150+	
21- 16	0- 1	0- 4		OVERALL		4- 4		3- 3		14- 4	
5- 5	0- 0	0- 1		HOME		2- 1		1- 1		2- 2	
8- 7	0- 1	0- 1		AWAY		1- 2		0- 2		7- 1	
8- 4	0- 0	0- 2		NEUTRAL		1- 1		2- 0		5- 1	
<hr/>											
10- 7	0- 1	0- 1		NON-CONFERENCE		0- 1		1- 2		9- 2	
0- 1	0- 0	0- 0		HOME		0- 0		0- 1		0- 0	
4- 3	0- 1	0- 0		AWAY		0- 0		0- 1		4- 1	
6- 3	0- 0	0- 1		NEUTRAL		0- 1		1- 0		5- 1	
<hr/>											
11- 9	0- 0	0- 3		CONFERENCE		4- 3		2- 1		5- 2	
5- 4	0- 0	0- 1		HOME		2- 1		1- 0		2- 2	
4- 4	0- 0	0- 1		AWAY		1- 2		0- 1		3- 0	
2- 1	0- 0	0- 1		NEUTRAL		1- 0		1- 0		0- 0	
<hr/>											
RPI S	Opponent	Score	RPI S	Opponent	Score	RPI S	Opponent	Score	RPI S	Opponent	Score
21 A	Cincinnati	0 3	28 A	Ohio	0 3	54 N	Butler	0 3	108 A	Xavier	1 3
			28 H	Ohio	0 3	65 H	Ball St.	3 2	112 A	Central Mich.	2 3
			28 N	Ohio	0 3	79 H	Northern Ill.	0 3	112 N	Central Mich.	3 1
			33 N	New Mexico St.	1 3	85 A	Akron	0 3	116 N	Morehead St.	3 2
						85 H	Akron	3 2	134 H	Kent St.	3 2
						85 N	Akron	3 0	136 H	Eastern Ky.	2 3
						88 A	Western Mich.	3 1	172 N	Duquesne	3 1
						98 A	Eastern Mich.	2 3	174 A	Indiana St.	3 2
									176 A	Miami (Ohio)	3 1
									176 H	Miami (Ohio)	2 3
									178 A	Toledo	3 1
									178 H	Toledo	3 0
									183 N	Chattanooga	3 0
									186 A	Buffalo	3 0
									186 H	Buffalo	0 3
									195 A	West Virginia	3 2
									196 H	Bowling Green	3 1
									214 A	Canisius	2 3
									236 A	N.C. A&T	3 1
									242 N	Montana	1 3
									273 A	Radford	3 0
									280 N	High Point	3 1
									291 N	Gardner-Webb	3 0
									311 N	Savannah St.	3 0
<hr/>											
			LAST 10 GAMES								
			28 N	Ohio	0 3	186 H	Buffalo	0 3			
			85 N	Akron	3 0	178 A	Toledo	3 1			
			112 N	Central Mich.	3 1	98 A	Eastern Mich.	2 3			
			178 H	Toledo	3 0	28 A	Ohio	0 3			
			134 H	Kent St.	3 2	196 H	Bowling Green	3 1			

Non-Div. I Games:

Marshall

Average RPI Win:	235	WON-LOST	WINNING	LAST 10	STRENGTH OF	OPP. STRENGTH	TEAM	ADJ	CONF.	ADJ CONF.				
Average RPI Loss:	137	RECORD	PCT. RANK	GAMES	SCHEDULE	OF SCHEDULE	RPI	RPI	RPI	RPI				
DIV. I ONLY	22- 9	.70968	52	7- 3	238	256	138	.50136	141	22	22			
DIV. I NON-CONF.	11- 3	.78571	31	1- 0	241	278	133	.50878	139	22	22			
<hr/>														
TOTALS	RPI 1-25	RPI 26-50		W-L RECORDS		RPI 51-100		RPI 101-150		RPI 150+				
22- 9	0- 0	0- 0		OVERALL		0- 3		3- 3		19- 3				
12- 2	0- 0	0- 0		HOME		0- 0		1- 2		11- 0				
6- 6	0- 0	0- 0		AWAY		0- 2		1- 1		5- 3				
4- 1	0- 0	0- 0		NEUTRAL		0- 1		1- 0		3- 0				
<hr/>														
11- 3	0- 0	0- 0		NON-CONFERENCE		0- 1		2- 0		9- 2				
6- 0	0- 0	0- 0		HOME		0- 0		1- 0		5- 0				
1- 3	0- 0	0- 0		AWAY		0- 1		0- 0		1- 2				
4- 0	0- 0	0- 0		NEUTRAL		0- 0		1- 0		3- 0				
<hr/>														
11- 6	0- 0	0- 0		CONFERENCE		0- 2		1- 3		10- 1				
6- 2	0- 0	0- 0		HOME		0- 0		0- 2		6- 0				
5- 3	0- 0	0- 0		AWAY		0- 1		1- 1		4- 1				
0- 1	0- 0	0- 0		NEUTRAL		0- 1		0- 0		0- 0				
<hr/>														
RPI S	Opponent	Score	RPI S	Opponent	Score	RPI S	Opponent	Score	RPI S	Opponent	Score			
						73 A	Alabama	0 3	102 N	Ga. Southern	3 2			
						87 A	Murray St.	0 3	116 A	Morehead St.	1 3			
						87 N	Murray St.	0 3	116 H	Morehead St.	1 3			
									120 H	Georgia St.	3 1			
									136 A	Eastern Ky.	3 1			
									136 H	Eastern Ky.	0 3			
									183 A	Chattanooga	1 3			
									189 N	UAB	3 0			
									203 A	Austin Peay	0 3			
									203 H	Austin Peay	3 1			
									211 A	Tennessee Tech	3 2			
									211 H	Tennessee Tech	3 0			
									220 H	Birmingham-So.	3 0			
									227 H	Southeast Mo. St.	3 1			
									233 A	Auburn	2 3			
									239 A	Samford	3 2			
									239 H	Samford	3 0			
									246 H	Davidson	3 2			
									258 H	Eastern Ill.	3 0			
									259 H	Evansville	3 2			
									268 A	Tenn.-Martin	3 1			
									LAST 10 GAMES			278 N	Bethune-Cookman	3 0
												289 H	Belmont	3 0
												291 A	Gardner-Webb	3 0
												291 H	Gardner-Webb	3 0
296 A	Tennessee St.	3 0												
87 N	Murray St.	0 3	220 H	Birmingham-So.	3 0	296 H	Tennessee St.	3 0						
296 H	Tennessee St.	3 0	136 A	Eastern Ky.	3 1									
239 H	Samford	3 0	116 A	Morehead St.	1 3									
203 H	Austin Peay	3 1	203 A	Austin Peay	0 3									
211 H	Tennessee Tech	3 0	211 A	Tennessee Tech	3 2									

Non-Div. I Games:

Jacksonville St.

RPI	S	Opponent	Score	
299	N	Alabama St.	3	0

Jacksonville St.

J
a
c
k
s
o
n
v
i
l
l
e
s
t
.

J
a
c
k
s
o
n
v
i
l
l
e
s
t
.

Duke				Through Games Of Dec. 21, 2003											
Average RPI Win:	161	WON-LOST RECORD	WINNING PCT. RANK	LAST 10 GAMES	STRENGTH OF SCHEDULE	OPP. STRENGTH OF SCHEDULE	TEAM RPI	ADJ RPI	CONF. RPI	ADJ CONF. RPI					
Average RPI Loss:	54														
DIV. I ONLY		10- 19	.34483	222	4- 6	65	39	146	.50077	142	5	5			
DIV. I NON-CONF.		4- 8	.33333	228	0- 0	183	54	212	.4493	200	6	6			

TOTALS		RPI 1-25	RPI 26-50		W-L RECORDS		RPI 51-100		RPI 101-150		RPI 150+				
10- 19		0- 8	0- 3		OVERALL		4- 6		0- 1		6- 1				
7- 8		0- 4	0- 1		HOME		2- 3		0- 0		5- 0				
3- 7		0- 2	0- 2		AWAY		2- 3		0- 0		1- 0				
0- 4		0- 2	0- 0		NEUTRAL		0- 0		0- 1		0- 1				
4- 8		0- 3	0- 1		NON-CONFERENCE		0- 2		0- 1		4- 1				
4- 3		0- 2	0- 0		HOME		0- 1		0- 0		4- 0				
0- 2		0- 0	0- 1		AWAY		0- 1		0- 0		0- 0				
0- 3		0- 1	0- 0		NEUTRAL		0- 0		0- 1		0- 1				
6- 11		0- 5	0- 2		CONFERENCE		4- 4		0- 0		2- 0				
3- 5		0- 2	0- 1		HOME		2- 2		0- 0		1- 0				
3- 5		0- 2	0- 1		AWAY		2- 2		0- 0		1- 0				
0- 1		0- 1	0- 0		NEUTRAL		0- 0		0- 0		0- 0				
RPI	S	Opponent	Score	RPI	S	Opponent	Score	RPI	S	Opponent	Score	RPI	S	Opponent	Score
4	A	Georgia Tech	0 3	36	A	Wisconsin	1 3	59	A	Virginia	2 3	106	N	George Washington	2 3
4	H	Georgia Tech	0 3	48	A	North Carolina	2 3	59	H	Virginia	0 3	186	H	Buffalo	3 0
16	H	Texas A&M	0 3	48	H	North Carolina	0 3	62	A	Florida St.	3 0	200	N	Iowa	2 3
18	A	Maryland	0 3					62	H	Florida St.	3 1	217	H	Charlotte	3 1
18	H	Maryland	1 3					75	A	Clemson	0 3	221	A	North Carolina St.	3 0
18	N	Maryland	2 3					75	H	Clemson	3 0	221	H	North Carolina St.	3 1
20	H	Pittsburgh	1 3					86	A	Wake Forest	3 0	234	H	East Caro.	3 0
24	N	Santa Clara	1 3					86	H	Wake Forest	2 3	245	H	Southern Ill.	3 0
								96	H	Marquette	2 3				
								97	A	South Carolina	0 3				

LAST 10 GAMES															
				18	N	Maryland	2 3	86	A	Wake Forest	3 0				
				48	H	North Carolina	0 3	18	H	Maryland	1 3				
				221	H	North Carolina St.	3 1	62	H	Florida St.	3 1				
				75	A	Clemson	0 3	59	H	Virginia	0 3				
				4	A	Georgia Tech	0 3	221	A	North Carolina St.	3 0				

Non-Div. I Games:

Duke

Average RPI Win:	182	WON-LOST	WINNING	LAST 10	STRENGTH OF	OPP. STRENGTH	TEAM	ADJ	CONF.	ADJ CONF.	
Average RPI Loss:	97	RECORD	PCT. RANK	GAMES	SCHEDULE	OF SCHEDULE	RPI	RPI	RPI	RPI	
DIV. I ONLY	13- 16	.44828	175	3- 7	115	133	151	.49727	143	14	14
DIV. I NON-CONF.	9- 5	.64286	94	1- 0	164	130	113	.52452	114	15	16
<hr/>											
TOTALS	RPI 1-25	RPI 26-50		W-L RECORDS		RPI 51-100		RPI 101-150		RPI 150+	
13- 16	0- 0	0- 3		OVERALL		2- 5		1- 7		10- 1	
5- 5	0- 0	0- 0		HOME		1- 2		1- 3		3- 0	
5- 7	0- 0	0- 2		AWAY		1- 2		0- 3		4- 0	
3- 4	0- 0	0- 1		NEUTRAL		0- 1		0- 1		3- 1	
<hr/>											
9- 5	0- 0	0- 1		NON-CONFERENCE		1- 1		1- 2		7- 1	
2- 1	0- 0	0- 0		HOME		0- 0		1- 1		1- 0	
4- 1	0- 0	0- 1		AWAY		1- 0		0- 0		3- 0	
3- 3	0- 0	0- 0		NEUTRAL		0- 1		0- 1		3- 1	
<hr/>											
4- 11	0- 0	0- 2		CONFERENCE		1- 4		0- 5		3- 0	
3- 4	0- 0	0- 0		HOME		1- 2		0- 2		2- 0	
1- 6	0- 0	0- 1		AWAY		0- 2		0- 3		1- 0	
0- 1	0- 0	0- 1		NEUTRAL		0- 0		0- 0		0- 0	
<hr/>											
RPI S	Opponent	Score	RPI S	Opponent	Score	RPI S	Opponent	Score	RPI S	Opponent	Score
			33 A	New Mexico St.	0 3	52 A	Western Ky.	0 3	107 A	Arkansas St.	0 3
			33 N	New Mexico St.	0 3	52 H	Western Ky.	0 3	107 H	Arkansas St.	2 3
			49 A	Miami (Fla.)	0 3	74 A	New Hampshire	3 1	122 A	Denver	2 3
						85 N	Akron	1 3	127 H	South Fla.	3 0
						95 A	Ark.-Little Rock	2 3	132 H	Villanova	0 3
						95 H	Ark.-Little Rock	3 1	146 A	Middle Tenn.	1 3
						99 H	North Texas	1 3	146 H	Middle Tenn.	2 3
									148 N	Rhode Island	0 3
									152 N	Baylor	1 3
									164 N	Syracuse	3 2
									173 N	Wyoming	3 2
									197 A	Fla. Atlantic	3 0
									197 H	Fla. Atlantic	3 0
									207 A	Jacksonville	3 1
									209 H	New Orleans	3 1
									217 A	Charlotte	3 2
									218 N	Western Caro.	3 2
									237 H	La.-Lafayette	3 0
									251 A	South Ala.	3 0
<hr/>											
LAST 10 GAMES											
			33 N	New Mexico St.	0 3	146 H	Middle Tenn.	2 3			
			107 A	Arkansas St.	0 3	52 H	Western Ky.	0 3			
			95 A	Ark.-Little Rock	2 3	122 A	Denver	2 3			
			197 H	Fla. Atlantic	3 0	33 A	New Mexico St.	0 3			
			209 H	New Orleans	3 1	237 H	La.-Lafayette	3 0			

Non-Div. I Games:

Florida Int'l

Average RPI Win:		225	WON-LOST RECORD		WINNING PCT. RANK		LAST 10 GAMES		STRENGTH OF SCHEDULE		OPP. STRENGTH OF SCHEDULE		TEAM RPI		ADJ RPI		CONF. RPI		ADJ CONF. RPI				
DIV. I ONLY			17- 12		.58621 111		3- 7		192		184		145		.49683 144		9		10				
DIV. I NON-CONF.			14- 3		.82353 24		2- 0		246		249		114		.52728 110		12		12				
TOTALS		RPI 1-25		RPI 26-50		W-L RECORDS		RPI 51-100		RPI 101-150		RPI 150+											
17- 12		0- 2		0- 1		OVERALL		0- 3		0- 4		17- 2											
7- 5		0- 2		0- 0		HOME		0- 1		0- 1		7- 1											
8- 6		0- 0		0- 1		AWAY		0- 2		0- 2		8- 1											
2- 1		0- 0		0- 0		NEUTRAL		0- 0		0- 1		2- 0											
14- 3		0- 0		0- 0		NON-CONFERENCE		0- 2		0- 1		14- 0											
5- 1		0- 0		0- 0		HOME		0- 1		0- 0		5- 0											
7- 1		0- 0		0- 0		AWAY		0- 1		0- 0		7- 0											
2- 1		0- 0		0- 0		NEUTRAL		0- 0		0- 1		2- 0											
3- 9		0- 2		0- 1		CONFERENCE		0- 1		0- 3		3- 2											
2- 4		0- 2		0- 0		HOME		0- 0		0- 1		2- 1											
1- 5		0- 0		0- 1		AWAY		0- 1		0- 2		1- 1											
0- 0		0- 0		0- 0		NEUTRAL		0- 0		0- 0		0- 0											
RPI	S	Opponent		Score		RPI	S	Opponent		Score		RPI	S	Opponent		Score							
17	H	Notre Dame		0 3		49	A	Miami (Fla.)		0 3		74	A	New Hampshire		0 3							
20	H	Pittsburgh		1 3								82	H	Towson		2 3							
												94	A	Connecticut		0 3							
														113 A St. John's (N.Y.)		2 3							
														129 A Rutgers		1 3							
														132 H Villanova		0 3							
														137 N Cleveland St.		1 3							
														156 A Virginia Tech		3 1							
														164 H Syracuse		3 2							
														170 A Seton Hall		0 3							
														175 A Harvard		3 1							
														181 H Furman		3 1							
														184 A Central Conn. St.		3 1							
														185 H Georgetown		1 3							
														186 A Buffalo		3 1							
														195 H West Virginia		3 2							
														214 A Canisius		3 1							
														222 H Dartmouth		3 0							
														224 N Iona		3 0							
														229 N Hartford		3 0							
														262 A Niagara		3 0							
														265 H Colgate		3 0							
														282 A Holy Cross		3 0							
														288 H Providence		3 0							
														294 H Quinnipiac		3 0							
														303 A Sacred Heart		3 0							
LAST 10 GAMES																							
129 A Rutgers						1 3						185 H Georgetown						1 3					
170 A Seton Hall						0 3						132 H Villanova						0 3					
94 A Connecticut						0 3						164 H Syracuse						3 2					
113 A St. John's (N.Y.)						2 3						17 H Notre Dame						0 3					
184 A Central Conn. St.						3 1						288 H Providence						3 0					

Non-Div. I Games:

Boston College

Average RPI Win:	106	WON-LOST RECORD	WINNING PCT. RANK	LAST 10 GAMES	STRENGTH OF SCHEDULE	OPP. STRENGTH OF SCHEDULE	TEAM RPI	ADJ RPI	CONF. RPI	ADJ CONF. RPI	
DIV. I ONLY		9- 20	.31034 243	2- 8	49	54	156	.49511 145	6	6	
DIV. I NON-CONF.		5- 6	.45455 183	0- 0	42	121	93	.54555 88	4	4	
<hr/>											
TOTALS	RPI 1-25	RPI 26-50		W-L RECORDS	RPI 51-100		RPI 101-150		RPI 150+		
9- 20	0- 2	1- 7		OVERALL	4- 6		2- 3		2- 2		
3- 8	0- 1	1- 3		HOME	1- 2		1- 1		0- 1		
2- 10	0- 1	0- 3		AWAY	1- 4		1- 1		0- 1		
4- 2	0- 0	0- 1		NEUTRAL	2- 0		0- 1		2- 0		
<hr/>											
5- 6	0- 0	0- 2		NON-CONFERENCE	3- 1		0- 3		2- 0		
0- 2	0- 0	0- 1		HOME	0- 0		0- 1		0- 0		
1- 2	0- 0	0- 0		AWAY	1- 1		0- 1		0- 0		
4- 2	0- 0	0- 1		NEUTRAL	2- 0		0- 1		2- 0		
<hr/>											
4- 14	0- 2	1- 5		CONFERENCE	1- 5		2- 0		0- 2		
3- 6	0- 1	1- 2		HOME	1- 2		1- 0		0- 1		
1- 8	0- 1	0- 3		AWAY	0- 3		1- 0		0- 1		
0- 0	0- 0	0- 0		NEUTRAL	0- 0		0- 0		0- 0		
<hr/>											
RPI S	Opponent	Score	RPI S	Opponent	Score	RPI S	Opponent	Score	RPI S	Opponent	Score
19 A	UC Santa Barb.	0 3	27 H	Loyola Marymount	0 3	51 A	Pacific (Cal.)	0 3	103 A	Cal Poly	3 2
19 H	UC Santa Barb.	0 3	38 A	Long Beach St.	0 3	51 H	Pacific (Cal.)	1 3	103 H	Cal Poly	3 2
			38 H	Long Beach St.	3 1	64 A	Utah St.	0 3	110 H	Valparaiso	1 3
			40 A	UC Irvine	0 3	64 H	Utah St.	3 2	114 N	Oregon St.	2 3
			40 H	UC Irvine	2 3	70 A	Sacramento St.	3 0	122 A	Denver	2 3
			44 A	Cal St. Northridge	0 3	76 N	Tulane	3 0	180 A	Cal St. Fullerton	2 3
			44 H	Cal St. Northridge	0 3	77 A	San Diego St.	0 3	180 H	Cal St. Fullerton	2 3
			45 N	Fresno St.	1 3	83 A	Idaho	0 3	185 N	Georgetown	3 1
						83 H	Idaho	0 3	223 N	Fordham	3 0
						89 N	Rice	3 2			
<hr/>											
LAST 10 GAMES											
			38 A	Long Beach St.	0 3	51 A	Pacific (Cal.)	0 3			
			40 A	UC Irvine	0 3	180 H	Cal St. Fullerton	2 3			
			83 H	Idaho	0 3	19 H	UC Santa Barb.	0 3			
			64 H	Utah St.	3 2	103 H	Cal Poly	3 2			
			44 A	Cal St. Northridge	0 3	64 A	Utah St.	0 3			

Non-Div. I Games:

UC Riverside

Average RPI Win: 241		WON-LOST RECORD		WINNING PCT. RANK		LAST 10 GAMES		STRENGTH OF SCHEDULE		OPP. STRENGTH OF SCHEDULE		TEAM RPI		ADJ RPI		CONF. RPI		ADJ CONF. RPI	
DIV. I ONLY		24- 13		.64865 84		7- 3		233		235		150		.49313 147		23		23	
DIV. I NON-CONF.		11- 9		.55 135		0- 2		243		215		190		.45603 191		24		25	
TOTALS		RPI 1-25		RPI 26-50		W-L RECORDS		RPI 51-100		RPI 101-150		RPI 150+							
24- 13		0- 0		0- 1		OVERALL		0- 4		2- 6		22- 2							
9- 3		0- 0		0- 0		HOME		0- 1		0- 2		9- 0							
8- 4		0- 0		0- 0		AWAY		0- 1		0- 2		8- 1							
7- 6		0- 0		0- 1		NEUTRAL		0- 2		2- 2		5- 1							
11- 9		0- 0		0- 1		NON-CONFERENCE		0- 4		1- 2		10- 2							
4- 1		0- 0		0- 0		HOME		0- 1		0- 0		4- 0							
3- 2		0- 0		0- 0		AWAY		0- 1		0- 0		3- 1							
4- 6		0- 0		0- 1		NEUTRAL		0- 2		1- 2		3- 1							
13- 4		0- 0		0- 0		CONFERENCE		0- 0		1- 4		12- 0							
5- 2		0- 0		0- 0		HOME		0- 0		0- 2		5- 0							
5- 2		0- 0		0- 0		AWAY		0- 0		0- 2		5- 0							
3- 0		0- 0		0- 0		NEUTRAL		0- 0		1- 0		2- 0							
RPI S	Opponent	Score		RPI S	Opponent	Score		RPI S	Opponent	Score		RPI S	Opponent	Score					
				42 N	Florida A&M	0	3	58 N	Wis.-Green Bay	0	3	114 N	Oregon St.	1	3				
								68 N	Col. of Charleston	0	3	120 N	Georgia St.	3	0				
								71 H	Tennessee	0	3	123 A	Liberty	1	3				
								75 A	Clemson	1	3	123 H	Liberty	0	3				
												124 N	Texas Tech	1	3				
												139 A	Coastal Caro.	1	3				
												139 H	Coastal Caro.	2	3				
												139 N	Coastal Caro.	3	2				
												159 A	UNC Asheville	3	0				
												159 H	UNC Asheville	3	1				
												159 N	UNC Asheville	3	2				
												198 N	Binghamton	1	3				
												211 N	Tennessee Tech	3	0				
												217 A	Charlotte	2	3				
												220 A	Birmingham-So.	3	0				
												220 H	Birmingham-So.	3	1				
												244 A	Charleston So.	3	0				
												244 H	Charleston So.	3	1				
												269 A	Columbia	3	0				
												271 A	Wofford	3	0				
												271 H	Wofford	3	0				
												272 H	UNC Wilmington	3	1				
												273 A	Radford	3	0				
												273 H	Radford	3	0				
												273 N	Radford	3	0				
												274 H	Mercer	3	0				
												280 A	High Point	3	1				
LAST 10 GAMES																			
				42 N	Florida A&M	0	3	244 H	Charleston So.	3	1	273 A	Radford	3	0				
				71 H	Tennessee	0	3	139 H	Coastal Caro.	2	3	273 H	Radford	3	0				
				159 N	UNC Asheville	3	2	220 A	Birmingham-So.	3	0	273 N	Radford	3	0				
				139 N	Coastal Caro.	3	2	159 A	UNC Asheville	3	0	274 H	Mercer	3	0				
				273 N	Radford	3	0	273 H	Radford	3	0	280 A	High Point	3	1				

Non-Div. I Games:

Winthrop

RPI	S	Opponent	Score	
280	H	High Point	3	0
283	N	Rider	3	0
285	A	UNC Greensboro	3	0
291	H	Gardner-Webb	3	0
302	N	Campbell	3	0

Winthrop

W
i
n
t
h
r
o
p

W
i
n
t
h
r
o
p

Average RPI Win:		192	WON-LOST RECORD		WINNING PCT. RANK	LAST 10 GAMES	STRENGTH OF SCHEDULE	OPP. STRENGTH OF SCHEDULE	TEAM RPI	ADJ RPI	CONF. RPI	ADJ CONF. RPI					
Average RPI Loss:		74															
DIV. I ONLY			12- 18		.4	189	4- 6		106	86	160	.49299	148	16	15		
DIV. I NON-CONF.			5- 11		.3125	239	0- 1		92	38	164	.48453	158	14	14		
TOTALS		RPI 1-25		RPI 26-50		W-L RECORDS		RPI 51-100		RPI 101-150		RPI 150+					
12- 18		0- 3		0- 5		OVERALL		0- 5		4- 2		8- 3					
7- 5		0- 1		0- 1		HOME		0- 2		3- 0		4- 1					
3- 7		0- 0		0- 2		AWAY		0- 2		0- 2		3- 1					
2- 6		0- 2		0- 2		NEUTRAL		0- 1		1- 0		1- 1					
5- 11		0- 3		0- 3		NON-CONFERENCE		0- 3		2- 0		3- 2					
3- 2		0- 1		0- 0		HOME		0- 1		1- 0		2- 0					
0- 3		0- 0		0- 1		AWAY		0- 1		0- 0		0- 1					
2- 6		0- 2		0- 2		NEUTRAL		0- 1		1- 0		1- 1					
7- 7		0- 0		0- 2		CONFERENCE		0- 2		2- 2		5- 1					
4- 3		0- 0		0- 1		HOME		0- 1		2- 0		2- 1					
3- 4		0- 0		0- 1		AWAY		0- 1		0- 2		3- 0					
0- 0		0- 0		0- 0		NEUTRAL		0- 0		0- 0		0- 0					
RPI	S	Opponent		Score		RPI	S	Opponent		Score		RPI	S	Opponent		Score	
8	N	Penn St.		0	3	29	A	Dayton		1	3	57	H	Eastern Wash.		1	3
17	H	Notre Dame		0	3	29	H	Dayton		0	3	69	A	Temple		1	3
24	N	Santa Clara		0	3	30	A	Arizona		0	3	69	H	Temple		1	3
						37	N	Colorado		0	3	74	A	New Hampshire		2	3
						49	N	Miami (Fla.)		1	3	77	N	San Diego St.		0	3
														134 H Kent St.		3	1
														143 N Florida Int'l		3	0
														164 N Syracuse		1	3
														172 A Duquesne		3	2
														172 H Duquesne		0	3
														204 A Maine		2	3
														210 H Brown		3	1
														223 A Fordham		3	2
														223 H Fordham		3	0
														227 N Southeast Mo. St.		3	1
														231 H Fairfield		3	1
														266 A La Salle		3	0
														266 H La Salle		3	0
						LAST 10 GAMES											
						29	A	Dayton		1	3	106	H	George Washington		3	0
						108	A	Xavier		1	3	223	H	Fordham		3	0
						69	A	Temple		1	3	17	H	Notre Dame		0	3
						266	A	La Salle		3	0	108	H	Xavier		3	0
						172	H	Duquesne		0	3	29	H	Dayton		0	3

Non-Div. I Games:

Rhode Island

RPI	S	Opponent	Score	
303	H	Sacred Heart	3	0

Manhattan

M
a
n
h
a
t
t
a
n

M
a
n
h
a
t
t
a
n

Average RPI Win:		176	WON-LOST RECORD		WINNING PCT. RANK		LAST 10 GAMES		STRENGTH OF SCHEDULE		OPP. STRENGTH OF SCHEDULE		TEAM RPI		ADJ RPI		CONF. RPI		ADJ CONF. RPI				
DIV. I ONLY			12- 19		.3871 202		2- 8		112		45		158		.4921 151		3		3				
DIV. I NON-CONF.			8- 3		.72727 51		0- 0		234		177		129		.51281 133		3		3				
TOTALS		RPI 1-25		RPI 26-50				W-L RECORDS				RPI 51-100				RPI 101-150				RPI 150+			
12- 19		0- 9		0- 4				OVERALL				2- 1				1- 2				9- 3			
8- 9		0- 4		0- 2				HOME				1- 0				0- 2				7- 1			
2- 10		0- 5		0- 2				AWAY				0- 1				1- 0				1- 2			
2- 0		0- 0		0- 0				NEUTRAL				1- 0				0- 0				1- 0			
8- 3		0- 1		0- 0				NON-CONFERENCE				1- 0				0- 1				7- 1			
6- 1		0- 0		0- 0				HOME				0- 0				0- 1				6- 0			
0- 2		0- 1		0- 0				AWAY				0- 0				0- 0				0- 1			
2- 0		0- 0		0- 0				NEUTRAL				1- 0				0- 0				1- 0			
4- 16		0- 8		0- 4				CONFERENCE				1- 1				1- 1				2- 2			
2- 8		0- 4		0- 2				HOME				1- 0				0- 1				1- 1			
2- 8		0- 4		0- 2				AWAY				0- 1				1- 0				1- 1			
0- 0		0- 0		0- 0				NEUTRAL				0- 0				0- 0				0- 0			
RPI	S	Opponent		Score		RPI	S	Opponent		Score		RPI	S	Opponent		Score		RPI	S	Opponent		Score	
6	A	Kansas St.		0	3	37	A	Colorado		1	3	56	A	Texas		0	3	121	H	Kentucky		0	3
6	H	Kansas St.		1	3	37	H	Colorado		2	3	56	H	Texas		3	1	124	A	Texas Tech		3	1
7	A	Nebraska		0	3	47	A	Missouri		0	3	87	N	Murray St.		3	2	124	H	Texas Tech		2	3
7	H	Nebraska		0	3	47	H	Missouri		0	3							152	A	Baylor		1	3
16	A	Texas A&M		0	3													152	H	Baylor		1	3
16	H	Texas A&M		1	3													167	H	Creighton		3	1
22	A	Northern Iowa		1	3													169	A	Oklahoma		3	1
23	A	Kansas		0	3													169	H	Oklahoma		3	2
23	H	Kansas		0	3													187	H	McNeese St.		3	1
																		195	N	West Virginia		3	0
																		196	A	Bowling Green		2	3
																		200	H	Iowa		3	1
																		233	H	Auburn		3	0
																		253	H	Drake		3	0
																		275	H	Western Ill.		3	0
LAST 10 GAMES																							
		16 A Texas A&M		0	3			152 A Baylor		1	3												
		169 H Oklahoma		3	2			6 A Kansas St.		0	3												
		47 A Missouri		0	3			56 H Texas		3	1												
		23 H Kansas		0	3			37 H Colorado		2	3												
		124 H Texas Tech		2	3			7 A Nebraska		0	3												

Non-Div. I Games:

Iowa St.

B
a
y
l
o
r

Baylor

Average RPI Win:		197	WON-LOST	WINNING	LAST 10	STRENGTH OF		OPP. STRENGTH	TEAM	ADJ	CONF.	ADJ CONF.
Average RPI Loss:		90	RECORD	PCT. RANK	GAMES	SCHEDULE		OF SCHEDULE	RPI	RPI	RPI	RPI
DIV. I ONLY			14- 15	.48276	165	3- 7		119	148	142	.49037	153
DIV. I NON-CONF.			10- 4	.71429	61	1- 0		155	257	103	.52535	112
TOTALS			RPI 1-25	RPI 26-50		W-L RECORDS		RPI 51-100		RPI 101-150		RPI 150+
14- 15	0- 2			0- 5		OVERALL		1- 3		2- 0		11- 5
6- 5	0- 1			0- 2		HOME		1- 1		1- 0		4- 1
4- 6	0- 1			0- 2		AWAY		0- 1		1- 0		3- 2
4- 4	0- 0			0- 1		NEUTRAL		0- 1		0- 0		4- 2
10- 4	0- 0			0- 0		NON-CONFERENCE		1- 1		2- 0		7- 3
4- 0	0- 0			0- 0		HOME		1- 0		1- 0		2- 0
2- 1	0- 0			0- 0		AWAY		0- 0		1- 0		1- 1
4- 3	0- 0			0- 0		NEUTRAL		0- 1		0- 0		4- 2
4- 11	0- 2			0- 5		CONFERENCE		0- 2		0- 0		4- 2
2- 5	0- 1			0- 2		HOME		0- 1		0- 0		2- 1
2- 5	0- 1			0- 2		AWAY		0- 1		0- 0		2- 1
0- 1	0- 0			0- 1		NEUTRAL		0- 0		0- 0		0- 0
RPI S	Opponent	Score	RPI S	Opponent	Score	RPI S	Opponent	Score	RPI S	Opponent	Score	
11 A	Colorado St.	0 3	34 A	Brigham Young	0 3	53 N	San Francisco	1 3	120 A	Georgia St.	3 2	
11 H	Colorado St.	0 3	34 H	Brigham Young	2 3	77 A	San Diego St.	0 3	122 H	Denver	3 1	
			34 N	Brigham Young	0 3	77 H	San Diego St.	0 3	157 A	UNLV	2 3	
			39 A	Utah	0 3	78 H	Southern Miss.	3 1	157 H	UNLV	0 3	
			39 H	Utah	0 3				173 A	Wyoming	3 0	
									173 H	Wyoming	3 0	
									187 H	McNeese St.	3 1	
									191 A	Portland St.	0 3	
									191 N	Portland St.	0 3	
									199 A	New Mexico	3 0	
									199 H	New Mexico	3 0	
									228 N	Va. Commonwealth	3 1	
									239 N	Samford	1 3	
									241 A	Army	3 0	
									251 N	South Ala.	3 0	
									255 H	Navy	3 0	
									258 N	Eastern Ill.	3 2	
									270 N	Marist	3 0	
			LAST 10 GAMES									
			34 N	Brigham Young	0 3	34 A	Brigham Young	0 3				
			173 A	Wyoming	3 0	39 A	Utah	0 3				
			11 A	Colorado St.	0 3	199 A	New Mexico	3 0				
			157 H	UNLV	0 3	122 H	Denver	3 1				
			77 H	San Diego St.	0 3	11 H	Colorado St.	0 3				

Non-Div. I Games:

Air Force

[illegible]

Non-Div. I Games:

Texas-San Antonio

Texas-San Antonio

Average RPI Win: 272		WON-LOST RECORD	WINNING PCT. RANK		LAST 10 GAMES	STRENGTH OF SCHEDULE		OPP. STRENGTH OF SCHEDULE		TEAM RPI	ADJ RPI		CONF. RPI	ADJ CONF. RPI
Average RPI Loss: 99														
DIV. I ONLY		26- 12	.68421	64	7- 3	220		290		147	.48951	155	30	30
DIV. I NON-CONF.		7- 10	.41176	207	0- 2	115		232		175	.46344	183	31	31
TOTALS		RPI 1-25	RPI 26-50		W-L RECORDS		RPI 51-100		RPI 101-150		RPI 150+			
26- 12	0- 0	0- 5		OVERALL		0- 2		0- 1		26- 4				
12- 1	0- 0	0- 0		HOME		0- 0		0- 0		12- 1				
9- 6	0- 0	0- 2		AWAY		0- 2		0- 1		9- 1				
5- 5	0- 0	0- 3		NEUTRAL		0- 0		0- 0		5- 2				
7- 10	0- 0	0- 3		NON-CONFERENCE		0- 2		0- 1		7- 4				
4- 1	0- 0	0- 0		HOME		0- 0		0- 0		4- 1				
1- 5	0- 0	0- 1		AWAY		0- 2		0- 1		1- 1				
2- 4	0- 0	0- 2		NEUTRAL		0- 0		0- 0		2- 2				
19- 2	0- 0	0- 2		CONFERENCE		0- 0		0- 0		19- 0				
8- 0	0- 0	0- 0		HOME		0- 0		0- 0		8- 0				
8- 1	0- 0	0- 1		AWAY		0- 0		0- 0		8- 0				
3- 1	0- 0	0- 1		NEUTRAL		0- 0		0- 0		3- 0				
RPI S	Opponent	Score	RPI S	Opponent	Score	RPI S	Opponent	Score	RPI S	Opponent	Score			
			38 N	Long Beach St.	0 3	53 A	San Francisco	0 3	106 A	George Washington	0 3			
			41 A	San Diego	0 3	61 A	American	0 3	162 N	Alabama A&M	3 2			
			42 A	Florida A&M	0 3				162 N	Alabama A&M	2 3			
			42 N	Florida A&M	0 3				184 H	Central Conn. St.	1 3			
			45 N	Fresno St.	0 3				184 N	Central Conn. St.	0 3			
									204 H	Maine	3 0			
									229 A	Hartford	1 3			
									232 A	Morgan St.	3 2			
									232 H	Morgan St.	3 1			
									236 A	N.C. A&T	3 0			
									236 H	N.C. A&T	3 0			
									255 A	Navy	3 0			
									260 H	South Carolina St.	3 0			
									267 A	Hampton	3 1			
									267 A	Hampton	3 2			
									267 H	Hampton	3 0			
									278 A	Bethune-Cookman	3 0			
									279 A	Howard	3 1			
									279 H	Howard	3 0			
									279 N	Howard	3 0			
									298 H	Fairleigh Dickinson	3 2			
									299 H	Alabama St.	3 1			
									300 H	St. Francis (N.Y.)	3 0			
									303 N	Sacred Heart	3 0			
									305 A	Norfolk St.	3 0			
									305 H	Norfolk St.	3 0			
									305 N	Norfolk St.	3 0			
LAST 10 GAMES			42 N	Florida A&M	0 3	305 A	Norfolk St.	3 0						
			236 A	N.C. A&T	3 0	232 A	Morgan St.	3 2						
			279 N	Howard	3 0	267 A	Hampton	3 1						
			61 A	American	0 3	260 H	South Carolina St.	3 0						
			106 A	George Washington	0 3	236 H	N.C. A&T	3 0						

Non-Div. I Games:

Md.-East. Shore

RPI	S	Opponent	Score	
308	H	Coppin St.	3	0
309	A	Delaware St.	3	0
309	H	Delaware St.	3	0
309	N	Delaware St.	3	0

Md.-East. Shore

M
d
.
-
E
a
s
t
.
S
h
o
r
e

M
d
.
-
E
a
s
t
.
S
h
o
r
e

Average RPI Win: 190		WON-LOST	WINNING	LAST 10	STRENGTH OF		OPP. STRENGTH	TEAM	ADJ	CONF.	ADJ CONF.
Average RPI Loss: 107		RECORD	PCT. RANK	GAMES	SCHEDULE		OF SCHEDULE	RPI	RPI	RPI	RPI
DIV. I ONLY		13- 14	.48148	168	5- 5		159	138	163	.48891	156
DIV. I NON-CONF.		6- 9	.4	209	0- 1		218	169	224	.43363	221
TOTALS		RPI 1-25	RPI 26-50		W-L RECORDS		RPI 51-100		RPI 101-150		RPI 150+
13- 14	1- 2	0- 1		OVERALL		1- 3		1- 6		10- 2	
7- 4	1- 0	0- 0		HOME		0- 1		0- 3		6- 0	
4- 8	0- 2	0- 1		AWAY		1- 1		1- 2		2- 2	
2- 2	0- 0	0- 0		NEUTRAL		0- 1		0- 1		2- 0	
6- 9	0- 1	0- 0		NON-CONFERENCE		0- 3		0- 3		6- 2	
4- 2	0- 0	0- 0		HOME		0- 1		0- 1		4- 0	
0- 5	0- 1	0- 0		AWAY		0- 1		0- 1		0- 2	
2- 2	0- 0	0- 0		NEUTRAL		0- 1		0- 1		2- 0	
7- 5	1- 1	0- 1		CONFERENCE		1- 0		1- 3		4- 0	
3- 2	1- 0	0- 0		HOME		0- 0		0- 2		2- 0	
4- 3	0- 1	0- 1		AWAY		1- 0		1- 1		2- 0	
0- 0	0- 0	0- 0		NEUTRAL		0- 0		0- 0		0- 0	
RPI S	Opponent	Score		RPI S	Opponent	Score		RPI S	Opponent	Score	
17 A	Notre Dame	2 3		49 A	Miami (Fla.)	0 3		59 A	Virginia	1 3	
18 A	Maryland	0 3						68 N	Col. of Charleston	1 3	
20 H	Pittsburgh	3 0						79 H	Northern Ill.	1 3	
								94 A	Connecticut	3 2	
								113 A	St. John's (N.Y.)	0 3	
								123 A	Liberty	1 3	
								125 N	TCU	1 3	
								129 A	Rutgers	3 0	
								132 H	Villanova	2 3	
								137 H	Cleveland St.	1 3	
								144 H	Boston College	1 3	
								164 A	Syracuse	3 2	
								170 A	Seton Hall	3 1	
								176 H	Miami (Ohio)	3 1	
								185 H	Georgetown	3 1	
								195 H	West Virginia	3 0	
								217 A	Charlotte	2 3	
								221 A	North Carolina St.	2 3	
								232 N	Morgan St.	3 0	
								248 H	East Tenn. St.	3 0	
								273 H	Radford	3 0	
								280 N	High Point	3 0	
								302 H	Campbell	3 0	
LAST 10 GAMES											
49 A	Miami (Fla.)	0 3		94 A	Connecticut	3 2		113 A	St. John's (N.Y.)	0 3	
164 A	Syracuse	3 2		123 A	Liberty	1 3		185 H	Georgetown	3 1	
17 A	Notre Dame	2 3		132 H	Villanova	2 3					
195 H	West Virginia	3 0									
20 H	Pittsburgh	3 0									

Non-Div. I Games:

Virginia Tech

UNLV

Average RPI Win:		191	WON-LOST RECORD		WINNING PCT. RANK		LAST 10 GAMES		STRENGTH OF SCHEDULE		OPP. STRENGTH OF SCHEDULE		TEAM RPI		ADJ RPI		CONF. RPI		ADJ CONF. RPI	
Average RPI Loss:		65																		
DIV. I ONLY			13- 17		.43333 180		4- 6		137		71		162		.48864 157		7		7	
DIV. I NON-CONF.			9- 6		.6 113		2- 1		179		87		134		.51549 130		7		7	
TOTALS		RPI 1-25		RPI 26-50		W-L RECORDS		RPI 51-100		RPI 101-150		RPI 150+								
13- 17		0- 3		0- 6		OVERALL		0- 5		2- 1		11- 2								
9- 4		0- 1		0- 2		HOME		0- 1		2- 0		7- 0								
2- 11		0- 2		0- 3		AWAY		0- 3		0- 1		2- 2								
2- 2		0- 0		0- 1		NEUTRAL		0- 1		0- 0		2- 0								
9- 6		0- 1		0- 2		NON-CONFERENCE		0- 2		2- 1		7- 0								
6- 0		0- 0		0- 0		HOME		0- 0		2- 0		4- 0								
1- 4		0- 1		0- 1		AWAY		0- 1		0- 1		1- 0								
2- 2		0- 0		0- 1		NEUTRAL		0- 1		0- 0		2- 0								
4- 11		0- 2		0- 4		CONFERENCE		0- 3		0- 0		4- 2								
3- 4		0- 1		0- 2		HOME		0- 1		0- 0		3- 0								
1- 7		0- 1		0- 2		AWAY		0- 2		0- 0		1- 2								
0- 0		0- 0		0- 0		NEUTRAL		0- 0		0- 0		0- 0								
RPI	S	Opponent		Score		RPI	S	Opponent		Score		RPI	S	Opponent		Score				
3	A	Hawaii		0	3	27	A	Loyola Marymount		0	3	70	N	Sacramento St.		0	3			
11	A	Colorado St.		0	3	27	N	Loyola Marymount		0	3	77	A	San Diego St.		1	3			
11	H	Colorado St.		1	3	34	A	Brigham Young		0	3	77	A	San Diego St.		0	3			
						34	H	Brigham Young		0	3	77	H	San Diego St.		0	3			
						39	A	Utah		1	3	90	A	Nevada		0	3			
						39	H	Utah		2	3									
						LAST 10 GAMES														
213	H	Weber St.		3	0	153	A	Air Force		3	0									
121	H	Kentucky		3	2	199	A	New Mexico		1	3									
						77	A	San Diego St.		0	3	11	H	Colorado St.		1	3			
						39	H	Utah		2	3	173	H	Wyoming		3	0			
						34	H	Brigham Young		0	3	90	A	Nevada		0	3			

Non-Div. I Games:

UNLV

Average RPI Win:	223	WON-LOST	WINNING	LAST 10	STRENGTH OF	OPP. STRENGTH	TEAM	ADJ	CONF.	ADJ CONF.	
Average RPI Loss:	82	RECORD	PCT. RANK	GAMES	SCHEDULE	OF SCHEDULE	RPI	RPI	RPI	RPI	
DIV. I ONLY	16- 15	.51613	146	3- 7	184	147	166	.48836	158	10	9
DIV. I NON-CONF.	12- 5	.70588	65	1- 0	233	193	141	.50956	136	11	10
<hr/>											
TOTALS	RPI 1-25	RPI 26-50		W-L RECORDS		RPI 51-100		RPI 101-150		RPI 150+	
16- 15	0- 1	0- 5		OVERALL		1- 6		0- 1		15- 2	
4- 4	0- 0	0- 2		HOME		1- 2		0- 0		3- 0	
6- 7	0- 1	0- 1		AWAY		0- 3		0- 0		6- 2	
6- 4	0- 0	0- 2		NEUTRAL		0- 1		0- 1		6- 0	
12- 5	0- 0	0- 1		NON-CONFERENCE		1- 3		0- 1		11- 0	
2- 0	0- 0	0- 0		HOME		1- 0		0- 0		1- 0	
4- 2	0- 0	0- 0		AWAY		0- 2		0- 0		4- 0	
6- 3	0- 0	0- 1		NEUTRAL		0- 1		0- 1		6- 0	
4- 10	0- 1	0- 4		CONFERENCE		0- 3		0- 0		4- 2	
2- 4	0- 0	0- 2		HOME		0- 2		0- 0		2- 0	
2- 5	0- 1	0- 1		AWAY		0- 1		0- 0		2- 2	
0- 1	0- 0	0- 1		NEUTRAL		0- 0		0- 0		0- 0	
RPI	S	Opponent	Score	RPI	S	Opponent	Score	RPI	S	Opponent	Score
3	A	Hawaii	0 3	36	N	Wisconsin	0 3	62	N	Florida St.	0 3
				45	H	Fresno St.	0 3	76	A	Tulane	0 3
				46	A	Southern Methodist	0 3	84	A	Texas St.	1 3
				46	H	Southern Methodist	0 3	89	A	Rice	0 3
				46	N	Southern Methodist	0 3	89	H	Rice	0 3
								90	H	Nevada	2 3
								99	H	North Texas	3 1
					</						

Non-Div. I Games:

Louisiana Tech

Average RPI Win:	236	WON-LOST RECORD	WINNING PCT. RANK	LAST 10 GAMES	STRENGTH OF SCHEDULE	OPP. STRENGTH OF SCHEDULE	TEAM RPI	ADJ RPI	CONF. RPI	ADJ CONF. RPI								
DIV. I ONLY		16- 10	.61538 97	6- 4	200	258	152	.4878 159	23	23								
DIV. I NON-CONF.		5- 4	.55556 131	1- 0	242	272	200	.44686 205	24	25								
<hr/>																		
TOTALS	RPI 1-25	RPI 26-50		W-L RECORDS	RPI 51-100		RPI 101-150		RPI 150+									
16- 10	0- 0	0- 0		OVERALL	0- 0		2- 7		14- 3									
6- 2	0- 0	0- 0		HOME	0- 0		1- 2		5- 0									
7- 6	0- 0	0- 0		AWAY	0- 0		0- 3		7- 3									
3- 2	0- 0	0- 0		NEUTRAL	0- 0		1- 2		2- 0									
<hr/>																		
5- 4	0- 0	0- 0		NON-CONFERENCE	0- 0		0- 1		5- 3									
1- 0	0- 0	0- 0		HOME	0- 0		0- 0		1- 0									
2- 3	0- 0	0- 0		AWAY	0- 0		0- 0		2- 3									
2- 1	0- 0	0- 0		NEUTRAL	0- 0		0- 1		2- 0									
<hr/>																		
11- 6	0- 0	0- 0		CONFERENCE	0- 0		2- 6		9- 0									
5- 2	0- 0	0- 0		HOME	0- 0		1- 2		4- 0									
5- 3	0- 0	0- 0		AWAY	0- 0		0- 3		5- 0									
1- 1	0- 0	0- 0		NEUTRAL	0- 0		1- 1		0- 0									
<hr/>																		
RPI S	Opponent	Score	RPI S	Opponent	Score	RPI S	Opponent	Score	RPI S	Opponent	Score							
									104 N	Albany (N.Y.)	2	3						
									123 A	Liberty	0	3						
									123 H	Liberty	2	3						
									123 N	Liberty	3	2						
									139 A	Coastal Caro.	1	3						
									139 H	Coastal Caro.	3	1						
									147 A	Winthrop	1	3						
									147 H	Winthrop	0	3						
									147 N	Winthrop	2	3						
									181 A	Furman	0	3						
									218 A	Western Caro.	0	3						
									220 A	Birmingham-So.	3	1						
									220 A	Birmingham-So.	3	1						
									220 H	Birmingham-So.	3	2						
									228 A	Va. Commonwealth	3	2						
									236 H	N.C. A&T	3	0						
									240 A	Elon	3	1						
									244 A	Charleston So.	3	0						
									244 H	Charleston So.	3	0						
									272 A	UNC Wilmington	2	3						
									273 A	Radford	3	2						
									LAST 10 GAMES						273 H	Radford	3	2
															274 N	Mercer	3	2
															276 N	Loyola (Md.)	3	0
															280 A	High Point	3	1
280 H	High Point	3	1															
147 N	Winthrop	2	3	236 H	N.C. A&T	3	0	274 N	Mercer	3	2							
123 N	Liberty	3	2	147 H	Winthrop	0	3	276 N	Loyola (Md.)	3	0							
220 A	Birmingham-So.	3	1	280 H	High Point	3	1	280 A	High Point	3	1							
273 A	Radford	3	2	139 A	Coastal Caro.	1	3	280 H	High Point	3	1							
123 A	Liberty	0	3	244 A	Charleston So.	3	0											

Non-Div. I Games:	Montreat	3	0	Mars Hill	3	0
--------------------------	-----------------	----------	----------	------------------	----------	----------

UNC Asheville

[illegible]

Non-Div. I Games:

Stephen F. Austin

Average RPI Win:	160	WON-LOST RECORD	WINNING PCT. RANK	LAST 10 GAMES	STRENGTH OF SCHEDULE	OPP. STRENGTH OF SCHEDULE	TEAM RPI	ADJ RPI	CONF. RPI	ADJ CONF. RPI	
Average RPI Loss:	78										
DIV. I ONLY	10- 20	.33333	229	3- 7	45	83	149	.48775	161	10	9
DIV. I NON-CONF.	2- 12	.14286	282	0- 3	132	74	240	.40659	238	11	10
<hr/>											
TOTALS	RPI 1-25	RPI 26-50		W-L RECORDS	RPI 51-100		RPI 101-150		RPI 150+		
10- 20	0- 5	2- 7		OVERALL	1- 3		0- 0		7- 5		
4- 8	0- 2	0- 4		HOME	1- 1		0- 0		3- 1		
3- 8	0- 1	0- 2		AWAY	0- 2		0- 0		3- 3		
3- 4	0- 2	2- 1		NEUTRAL	0- 0		0- 0		1- 1		
<hr/>											
2- 12	0- 2	0- 4		NON-CONFERENCE	0- 1		0- 0		2- 5		
1- 5	0- 1	0- 2		HOME	0- 1		0- 0		1- 1		
0- 4	0- 0	0- 1		AWAY	0- 0		0- 0		0- 3		
1- 3	0- 1	0- 1		NEUTRAL	0- 0		0- 0		1- 1		
<hr/>											
8- 8	0- 3	2- 3		CONFERENCE	1- 2		0- 0		5- 0		
3- 3	0- 1	0- 2		HOME	1- 0		0- 0		2- 0		
3- 4	0- 1	0- 1		AWAY	0- 2		0- 0		3- 0		
2- 1	0- 1	2- 0		NEUTRAL	0- 0		0- 0		0- 0		
<hr/>											
RPI S Opponent	Score		RPI S Opponent	Score		RPI S Opponent	Score		RPI S Opponent	Score	
3 A Hawaii	0	3	40 N UC Irvine	1	3	53 H San Francisco	0	3	158 H Louisiana Tech	3	0
3 H Hawaii	0	3	44 H Cal St. Northridge	0	3	89 A Rice	1	3	165 A Tulsa	3	1
3 N Hawaii	0	3	45 A Fresno St.	1	3	90 A Nevada	1	3	172 H Duquesne	2	3
4 N Georgia Tech	0	3	45 H Fresno St.	1	3	90 H Nevada	3	2	172 H Duquesne	3	0
24 H Santa Clara	1	3	45 N Fresno St.	3	2				173 A Wyoming	1	3
			46 H Southern Methodist	1	3				205 A Portland	1	3
			46 N Southern Methodist	3	1				205 A Portland	0	3
			50 A St. Mary's (Cal.)	0	3				212 N Sam Houston St.	3	0
			50 H St. Mary's (Cal.)	0	3				213 N Weber St.	2	3
									216 A UTEP	3	0
									249 A Boise St.	3	1
									249 H Boise St.	3	0
<hr/>											
LAST 10 GAMES											
4 N Georgia Tech	0	3	3 A Hawaii	0	3						
40 N UC Irvine	1	3	90 A Nevada	1	3						
3 N Hawaii	0	3	45 A Fresno St.	1	3						
46 N Southern Methodist	3	1	249 H Boise St.	3	0						
45 N Fresno St.	3	2	50 A St. Mary's (Cal.)	0	3						

Non-Div. I Games:

San Jose St.

RPI	S	Opponent	Score	
309	N	Delaware St.	3	0

Alabama A&M

A
l
a
b
a
m
a
A
&
M

A
l
a
b
a
m
a
A
&
M

Average RPI Win: 140		WON-LOST	WINNING	LAST 10	STRENGTH OF		OPP. STRENGTH	TEAM	ADJ	CONF.	ADJ CONF.
Average RPI Loss: 45		RECORD	PCT. RANK	GAMES	SCHEDULE		OF SCHEDULE	RPI	RPI	RPI	RPI
DIV. I ONLY		9- 20	.31034	243	2- 8		85	34	171	.48667	163
DIV. I NON-CONF.		4- 7	.36364	221	0- 1		195	175	225	.43684	215
TOTALS		RPI 1-25	RPI 26-50		W-L RECORDS		RPI 51-100		RPI 101-150		RPI 150+
9- 20	0- 10	2- 3		OVERALL		0- 3		2- 2		5- 1	
7- 10	0- 5	2- 0		HOME		0- 3		1- 1		4- 1	
2- 8	0- 5	0- 2		AWAY		0- 0		1- 1		1- 0	
0- 1	0- 0	0- 1		NEUTRAL		0- 0		0- 0		0- 0	
4- 7	0- 0	1- 2		NON-CONFERENCE		0- 3		0- 0		3- 1	
4- 4	0- 0	1- 0		HOME		0- 3		0- 0		3- 1	
0- 1	0- 0	0- 1		AWAY		0- 0		0- 0		0- 0	
0- 1	0- 0	0- 1		NEUTRAL		0- 0		0- 0		0- 0	
5- 13	0- 10	1- 1		CONFERENCE		0- 0		2- 2		2- 0	
3- 6	0- 5	1- 0		HOME		0- 0		1- 1		1- 0	
2- 7	0- 5	0- 1		AWAY		0- 0		1- 1		1- 0	
0- 0	0- 0	0- 0		NEUTRAL		0- 0		0- 0		0- 0	
RPI S	Opponent	Score	RPI S	Opponent	Score	RPI S	Opponent	Score	RPI S	Opponent	Score
1 A	Southern California	0 3	27 H	Loyola Marymount	3 1	53 H	San Francisco	2 3	111 A	Arizona St.	3 2
1 H	Southern California	0 3	30 A	Arizona	0 3	67 H	Wichita St.	2 3	111 H	Arizona St.	3 0
10 A	Stanford	0 3	30 H	Arizona	3 1	83 H	Idaho	2 3	114 A	Oregon St.	1 3
10 H	Stanford	2 3	39 A	Utah	2 3				114 H	Oregon St.	2 3
12 A	California	0 3	47 N	Missouri	0 3				169 H	Oklahoma	3 1
12 H	California	1 3							190 H	St. Louis	1 3
13 A	UCLA	1 3							193 A	Oregon	3 0
13 H	UCLA	2 3							193 H	Oregon	3 0
25 A	Washington	0 3							199 H	New Mexico	3 0
25 H	Washington	0 3							225 H	Gonzaga	3 0
			LAST 10 GAMES								
30 A	Arizona	0 3	1 A	Southern California	0 3	13 A	UCLA	1 3			
111 A	Arizona St.	3 2	83 H	Idaho	2 3	10 H	Stanford	2 3			
25 A	Washington	0 3	12 H	California	1 3						
193 H	Oregon	3 0									
114 H	Oregon St.	2 3									

Non-Div. I Games: Utah Valley

2 3

Washington St.

Average RPI Win:		212	WON-LOST RECORD		WINNING PCT. RANK		LAST 10 GAMES		STRENGTH OF SCHEDULE		OPP. STRENGTH OF SCHEDULE		TEAM RPI		ADJ RPI		CONF. RPI		ADJ CONF. RPI	
DIV. I ONLY			17- 16		.51515 153		3- 7		176		162		164		.48609 164		9		10	
DIV. I NON-CONF.			13- 8		.61905 107		2- 2		212		200		150		.49021 154		12		12	
TOTALS		RPI 1-25		RPI 26-50		W-L RECORDS		RPI 51-100		RPI 101-150		RPI 150+								
17- 16		0- 2		0- 1		OVERALL		0- 4		3- 8		14- 1								
8- 3		0- 0		0- 1		HOME		0- 0		1- 1		7- 1								
6- 9		0- 2		0- 0		AWAY		0- 2		0- 5		6- 0								
3- 4		0- 0		0- 0		NEUTRAL		0- 2		2- 2		1- 0								
13- 8		0- 0		0- 0		NON-CONFERENCE		0- 3		2- 5		11- 0								
5- 0		0- 0		0- 0		HOME		0- 0		0- 0		5- 0								
5- 4		0- 0		0- 0		AWAY		0- 1		0- 3		5- 0								
3- 4		0- 0		0- 0		NEUTRAL		0- 2		2- 2		1- 0								
4- 8		0- 2		0- 1		CONFERENCE		0- 1		1- 3		3- 1								
3- 3		0- 0		0- 1		HOME		0- 0		1- 1		2- 1								
1- 5		0- 2		0- 0		AWAY		0- 1		0- 2		1- 0								
0- 0		0- 0		0- 0		NEUTRAL		0- 0		0- 0		0- 0								
RPI	S	Opponent		Score		RPI	S	Opponent		Score		RPI	S	Opponent		Score				
17	A	Notre Dame		0 3		49	H	Miami (Fla.)		2 3		59	N	Virginia		1 3				
20	A	Pittsburgh		1 3								74	A	New Hampshire		1 3				
												91	N	Wright St.		0 3				
												94	A	Connecticut		1 3				
												104	N	Albany (N.Y.)		3 2				
												113	A	St. John's (N.Y.)		2 3				
												118	A	Robert Morris		1 3				
												121	A	Kentucky		1 3				
												129	H	Rutgers		2 3				
												132	H	Villanova		3 1				
												137	N	Cleveland St.		0 3				
												143	N	Florida Int'l		2 3				
												144	A	Boston College		2 3				
												148	N	Rhode Island		3 1				
												150	A	Manhattan		2 3				
												156	H	Virginia Tech		2 3				
												170	H	Seton Hall		3 0				
												184	A	Central Conn. St.		3 1				
												185	H	Georgetown		3 1				
												186	A	Buffalo		3 1				
												195	A	West Virginia		3 0				
												198	H	Binghamton		3 1				
												206	N	Youngstown St.		3 0				
												214	A	Canisius		3 0				
												262	H	Niagara		3 0				
												265	H	Colgate		2 0				
												286	A	Siena		3 0				
												286	H	Siena		3 0				
												288	A	Providence		3 0				
												300	H	St. Francis (N.Y.)		3 0				
LAST 10 GAMES																				
						195	A	West Virginia		3 0		17	A	Notre Dame		0 3				
						20	A	Pittsburgh		1 3		144	A	Boston College		2 3				
						118	A	Robert Morris		1 3		288	A	Providence		3 0				
						156	H	Virginia Tech		2 3		150	A	Manhattan		2 3				
						49	H	Miami (Fla.)		2 3		286	A	Siena		3 0				

Non-Div. I Games:

Syracuse

Average RPI Win: 221		WON-LOST RECORD		WINNING PCT. RANK		LAST 10 GAMES		STRENGTH OF SCHEDULE		OPP. STRENGTH OF SCHEDULE		TEAM RPI		ADJ RPI		CONF. RPI		ADJ CONF. RPI	
DIV. I ONLY		11- 17		.39286 197		0- 10		79		146		161		.48592 165		10		9	
DIV. I NON-CONF.		9- 5		.64286 94		0- 1		103		194		88		.54524 90		11		10	
TOTALS		RPI 1-25		RPI 26-50		W-L RECORDS		RPI 51-100		RPI 101-150		RPI 150+							
11- 17		0- 2		0- 5		OVERALL		0- 6		1- 0		10- 4							
5- 5		0- 1		0- 1		HOME		0- 1		0- 0		5- 2							
1- 10		0- 0		0- 4		AWAY		0- 4		0- 0		1- 2							
5- 2		0- 1		0- 0		NEUTRAL		0- 1		1- 0		4- 0							
9- 5		0- 0		0- 2		NON-CONFERENCE		0- 3		1- 0		8- 0							
3- 0		0- 0		0- 0		HOME		0- 0		0- 0		3- 0							
1- 4		0- 0		0- 2		AWAY		0- 2		0- 0		1- 0							
5- 1		0- 0		0- 0		NEUTRAL		0- 1		1- 0		4- 0							
2- 12		0- 2		0- 3		CONFERENCE		0- 3		0- 0		2- 4							
2- 5		0- 1		0- 1		HOME		0- 1		0- 0		2- 2							
0- 6		0- 0		0- 2		AWAY		0- 2		0- 0		0- 2							
0- 1		0- 1		0- 0		NEUTRAL		0- 0		0- 0		0- 0							
RPI S	Opponent	Score		RPI S	Opponent	Score		RPI S	Opponent	Score		RPI S	Opponent	Score					
3	H Hawaii	0	3	29	A Dayton	0	3	76	A Tulane	0	3	105	N Stony Brook	3	1				
3	N Hawaii	0	3	34	A Arkansas	1	3	82	N Towson	0	3	154	H Texas-San Antonio	3	1				
				45	A Fresno St.	0	3	89	A Rice	0	3	158	A Louisiana Tech	1	3				
				46	A Southern Methodist	1	3	89	H Rice	2	3	158	H Louisiana Tech	0	3				
				46	H Southern Methodist	1	3	90	A Nevada	0	3	159	A Stephen F. Austin	3	0				
								99	A North Texas	0	3	161	H San Jose St.	1	3				
												208	N Tex.-Pan American	3	1				
												216	A UTEP	2	3				
												216	H UTEP	3	2				
												237	N La.-Lafayette	3	1				
												249	H Boise St.	3	0				
												256	N UMKC	3	0				
												272	H UNC Wilmington	3	0				
												281	H Grambling	3	0				
												290	N Centenary (La.)	3	0				
				LAST 10 GAMES															
				34	A Arkansas	1	3	158	H Louisiana Tech	0	3								
				3	N Hawaii	0	3	3	H Hawaii	0	3								
				89	A Rice	0	3	161	H San Jose St.	1	3								
				216	A UTEP	2	3	89	H Rice	2	3								
				46	H Southern Methodist	1	3	158	A Louisiana Tech	1	3								

Non-Div. I Games:

Tulsa

LSU

LSU

Average RPI Win:	219	WON-LOST RECORD	WINNING PCT. RANK	LAST 10 GAMES	STRENGTH OF SCHEDULE	OPP. STRENGTH OF SCHEDULE	TEAM RPI	ADJ RPI	CONF. RPI	ADJ CONF. RPI	
Average RPI Loss:	73										
DIV. I ONLY		12- 18	.4 189	4- 6	110	140	170	.48444 167	18	18	
DIV. I NON-CONF.		3- 8	.27273 252	0- 0	75	108	177	.4756 170	16	15	
<hr/>											
TOTALS	RPI 1-25	RPI 26-50		W-L RECORDS	RPI 51-100		RPI 101-150		RPI 150+		
12- 18	0- 3	0- 5		OVERALL	1- 6		0- 0		11- 4		
5- 5	0- 1	0- 1		HOME	1- 1		0- 0		4- 2		
5- 8	0- 2	0- 2		AWAY	0- 2		0- 0		5- 2		
2- 5	0- 0	0- 2		NEUTRAL	0- 3		0- 0		2- 0		
<hr/>											
3- 8	0- 1	0- 3		NON-CONFERENCE	0- 2		0- 0		3- 2		
0- 1	0- 0	0- 0		HOME	0- 0		0- 0		0- 1		
1- 3	0- 1	0- 1		AWAY	0- 0		0- 0		1- 1		
2- 4	0- 0	0- 2		NEUTRAL	0- 2		0- 0		2- 0		
<hr/>											
9- 10	0- 2	0- 2		CONFERENCE	1- 4		0- 0		8- 2		
5- 4	0- 1	0- 1		HOME	1- 1		0- 0		4- 1		
4- 5	0- 1	0- 1		AWAY	0- 2		0- 0		4- 1		
0- 1	0- 0	0- 0		NEUTRAL	0- 1		0- 0		0- 0		
<hr/>											
RPI S	Opponent	Score	RPI S	Opponent	Score	RPI S	Opponent	Score	RPI S	Opponent	Score
22 A	Northern Iowa	1 3	27 A	Loyola Marymount	0 3	57 N	Eastern Wash.	1 3	151 A	Iowa St.	1 3
22 H	Northern Iowa	1 3	31 A	Southwest Mo. St.	0 3	60 N	Northeastern	0 3	173 H	Wyoming	1 3
23 A	Kansas	0 3	31 H	Southwest Mo. St.	0 3	67 A	Wichita St.	0 3	174 A	Indiana St.	1 3
			34 N	Arkansas	0 3	67 H	Wichita St.	3 2	174 H	Indiana St.	2 3
			48 N	North Carolina	1 3	67 N	Wichita St.	1 3	187 N	McNeese St.	3 2
						80 A	Illinois St.	1 3	188 A	Bradley	3 2
						80 H	Illinois St.	0 3	188 H	Bradley	3 2
									233 N	Auburn	3 0
									245 A	Southern Ill.	3 1
									245 H	Southern Ill.	3 2
									253 A	Drake	3 0
									253 H	Drake	3 1
									256 A	UMKC	3 1
									259 A	Evansville	3 1
									259 H	Evansville	3 0
<hr/>											
			LAST 10 GAMES								
			67 N	Wichita St.	1 3	67 A	Wichita St.	0 3			
			245 A	Southern Ill.	3 1	31 A	Southwest Mo. St.	0 3			
			259 A	Evansville	3 1	22 H	Northern Iowa	1 3			
			174 H	Indiana St.	2 3	188 H	Bradley	3 2			
			80 H	Illinois St.	0 3	253 H	Drake	3 1			

Non-Div. I Games:

Creighton

Average RPI Win: 237		WON-LOST RECORD		WINNING PCT. RANK		LAST 10 GAMES		STRENGTH OF SCHEDULE		OPP. STRENGTH OF SCHEDULE		TEAM RPI		ADJ RPI		CONF. RPI		ADJ CONF. RPI	
DIV. I ONLY		19- 10		.65517 82		7- 3		245		245		155		.48397 168		31		31	
DIV. I NON-CONF.		11- 7		.61111 110		1- 0		122		190		109		.52182 120		30		29	
TOTALS		RPI 1-25		RPI 26-50		W-L RECORDS		RPI 51-100		RPI 101-150		RPI 150+							
19- 10		0- 0		0- 0		OVERALL		0- 2		3- 4		16- 4							
5- 3		0- 0		0- 0		HOME		0- 0		0- 2		5- 1							
9- 3		0- 0		0- 0		AWAY		0- 0		1- 2		8- 1							
5- 4		0- 0		0- 0		NEUTRAL		0- 2		2- 0		3- 2							
11- 7		0- 0		0- 0		NON-CONFERENCE		0- 2		3- 3		8- 2							
3- 1		0- 0		0- 0		HOME		0- 0		0- 1		3- 0							
5- 2		0- 0		0- 0		AWAY		0- 0		1- 2		4- 0							
3- 4		0- 0		0- 0		NEUTRAL		0- 2		2- 0		1- 2							
8- 3		0- 0		0- 0		CONFERENCE		0- 0		0- 1		8- 2							
2- 2		0- 0		0- 0		HOME		0- 0		0- 1		2- 1							
4- 1		0- 0		0- 0		AWAY		0- 0		0- 0		4- 1							
2- 0		0- 0		0- 0		NEUTRAL		0- 0		0- 0		2- 0							
RPI	S	Opponent		Score	RPI	S	Opponent		Score	RPI	S	Opponent		Score					
							60 N	Northeastern	0 3			104 A	Albany (N.Y.)	2 3					
							92 N	Cornell	2 3			105 A	Stony Brook	3 2					
												105 H	Stony Brook	0 3					
												113 A	St. John's (N.Y.)	1 3					
												113 N	St. John's (N.Y.)	3 1					
												118 H	Robert Morris	2 3					
												133 N	Princeton	3 0					
												171 H	Hofstra	3 2					
												175 A	Harvard	3 0					
												184 A	Central Conn. St.	1 3					
												184 H	Central Conn. St.	1 3					
												214 N	Canisius	2 3					
												222 N	Dartmouth	2 3					
												224 H	Iona	3 1					
												231 N	Fairfield	3 0					
												241 H	Army	3 0					
												243 A	St. Peter's	3 2					
												250 H	St. Francis (Pa.)	3 0					
												266 A	La Salle	3 0					
												269 A	Columbia	3 1					
												294 H	Quinnipiac	3 0					
												295 A	Wagner	3 1					
												295 N	Wagner	3 0					
												298 A	Fairleigh Dickinson	3 1					
												298 N	Fairleigh Dickinson	3 0					
												300 A	St. Francis (N.Y.)	3 0					
												303 A	Sacred Heart	3 0					
LAST 10 GAMES																			
								184 A	Central Conn. St.	1 3			294 H	Quinnipiac	3 0				
								298 N	Fairleigh Dickinson	3 0			224 H	Iona	3 1				
								303 A	Sacred Heart	3 0			295 A	Wagner	3 1				
								298 A	Fairleigh Dickinson	3 1			250 H	St. Francis (Pa.)	3 0				
								184 H	Central Conn. St.	1 3			118 H	Robert Morris	2 3				

Non-Div. I Games:

Long Island

Average RPI Win:	197	WON-LOST RECORD	WINNING PCT. RANK	LAST 10 GAMES	STRENGTH OF SCHEDULE	OPP. STRENGTH OF SCHEDULE	TEAM RPI	ADJ RPI	CONF. RPI	ADJ CONF. RPI	
Average RPI Loss:	58										
DIV. I ONLY		11- 21	.34375 225	2- 8	83	61	167	.48373 169	3	3	
DIV. I NON-CONF.		8- 4	.66667 79	0- 0	161	216	117	.52267 117	3	3	
<hr/>											
TOTALS	RPI 1-25	RPI 26-50		W-L RECORDS	RPI 51-100		RPI 101-150		RPI 150+		
11- 21	0- 8	0- 4		OVERALL	0- 4		3- 2		8- 3		
2- 8	0- 4	0- 2		HOME	0- 1		1- 0		1- 1		
4- 10	0- 4	0- 2		AWAY	0- 1		2- 1		2- 2		
5- 3	0- 0	0- 0		NEUTRAL	0- 2		0- 1		5- 0		
8- 4	0- 0	0- 0		NON-CONFERENCE	0- 2		2- 1		6- 1		
0- 0	0- 0	0- 0		HOME	0- 0		0- 0		0- 0		
3- 1	0- 0	0- 0		AWAY	0- 0		2- 0		1- 1		
5- 3	0- 0	0- 0		NEUTRAL	0- 2		0- 1		5- 0		
3- 17	0- 8	0- 4		CONFERENCE	0- 2		1- 1		2- 2		
2- 8	0- 4	0- 2		HOME	0- 1		1- 0		1- 1		
1- 9	0- 4	0- 2		AWAY	0- 1		0- 1		1- 1		
0- 0	0- 0	0- 0		NEUTRAL	0- 0		0- 0		0- 0		
<hr/>											
RPI S	Opponent	Score	RPI S	Opponent	Score	RPI S	Opponent	Score	RPI S	Opponent	Score
6 A	Kansas St.	0 3	37 A	Colorado	0 3	53 N	San Francisco	0 3	116 N	Morehead St.	2 3
6 H	Kansas St.	0 3	37 H	Colorado	0 3	56 A	Texas	0 3	123 A	Liberty	3 1
7 A	Nebraska	0 3	47 A	Missouri	0 3	56 H	Texas	0 3	124 A	Texas Tech	0 3
7 H	Nebraska	0 3	47 H	Missouri	2 3	67 N	Wichita St.	1 3	124 H	Texas Tech	3 2
16 A	Texas A&M	1 3							128 A	Oral Roberts	3 1
16 H	Texas A&M	0 3							151 A	Iowa St.	2 3
23 A	Kansas	0 3							151 H	Iowa St.	1 3
23 H	Kansas	0 3							152 A	Baylor	3 2
									152 H	Baylor	3 2
									163 A	Washington St.	1 3
									183 A	Chattanooga	3 1
									234 N	East Caro.	3 2
									240 N	Elon	3 0
									253 N	Drake	3 0
									284 N	La.-Monroe	3 0
									292 N	Lipscomb	3 1
<hr/>											
LAST 10 GAMES											
37 H	Colorado	0 3	23 A	Kansas	0 3						
151 A	Iowa St.	2 3	16 A	Texas A&M	1 3						
56 A	Texas	0 3	124 H	Texas Tech	3 2						
6 H	Kansas St.	0 3	7 A	Nebraska	0 3						
47 H	Missouri	2 3	152 H	Baylor	3 2						

Non-Div. I Games:

Oklahoma

Average RPI Win:		228	WON-LOST RECORD		WINNING PCT. RANK		LAST 10 GAMES		STRENGTH OF SCHEDULE		OPP. STRENGTH OF SCHEDULE		TEAM RPI		ADJ RPI		CONF. RPI		ADJ CONF. RPI				
DIV. I ONLY			20- 13		.60606 101		5- 5		230		173		154		.4827 170		9		10				
DIV. I NON-CONF.			17- 4		.80952 26		2- 1		268		219		136		.51123 135		12		12				
TOTALS		RPI 1-25		RPI 26-50		W-L RECORDS		RPI 51-100		RPI 101-150		RPI 150+											
20- 13		0- 4		0- 2		OVERALL		2- 0		2- 3		16- 4											
10- 3		0- 0		0- 1		HOME		2- 0		2- 1		6- 1											
6- 8		0- 3		0- 0		AWAY		0- 0		0- 2		6- 3											
4- 2		0- 1		0- 1		NEUTRAL		0- 0		0- 0		4- 0											
17- 4		0- 2		0- 1		NON-CONFERENCE		1- 0		0- 1		16- 0											
7- 0		0- 0		0- 0		HOME		1- 0		0- 0		6- 0											
6- 2		0- 1		0- 0		AWAY		0- 0		0- 1		6- 0											
4- 2		0- 1		0- 1		NEUTRAL		0- 0		0- 0		4- 0											
3- 9		0- 2		0- 1		CONFERENCE		1- 0		2- 2		0- 4											
3- 3		0- 0		0- 1		HOME		1- 0		2- 1		0- 1											
0- 6		0- 2		0- 0		AWAY		0- 0		0- 1		0- 3											
0- 0		0- 0		0- 0		NEUTRAL		0- 0		0- 0		0- 0											
RPI	S	Opponent		Score		RPI	S	Opponent		Score		RPI	S	Opponent		Score							
11	A	Colorado St.		0	3	44	N	Cal St. Northridge		0	3	92	H	Cornell		3	2						
12	N	California		0	3	49	H	Miami (Fla.)		0	3	94	H	Connecticut		3	1						
17	A	Notre Dame		0	3									St. John's (N.Y.)		3	0						
20	A	Pittsburgh		0	3									Rutgers		2	3						
														132 A Villanova		2	3						
														144 H Boston College		3	0						
														150 A Manhattan		0	3						
														156 H Virginia Tech		1	3						
														164 A Syracuse		0	3						
														185 A Georgetown		0	3						
														195 A West Virginia		1	3						
														206 N Youngstown St.		3	0						
														221 N North Carolina St.		3	0						
														223 A Fordham		3	0						
														224 H Iona		3	1						
														229 H Hartford		3	0						
														231 H Fairfield		3	0						
														235 A Lehigh		3	1						
														262 A Niagara		3	1						
														265 N Colgate		3	0						
														266 H La Salle		3	1						
														283 A Rider		3	0						
														286 A Siena		3	0						
														295 H Wagner		3	0						
														295 N Wagner		3	0						
														298 H Fairleigh Dickinson		3	0						
														304 A Lafayette		3	0						
LAST 10 GAMES						LAST 10 GAMES						LAST 10 GAMES											
144 H Boston College						3	0	113 H St. John's (N.Y.)						3	0	295 N Wagner						3	0
132 A Villanova						2	3	223 A Fordham						3	0	298 H Fairleigh Dickinson						3	0
185 A Georgetown						0	3	195 A West Virginia						1	3	304 A Lafayette						3	0
150 A Manhattan						0	3	20 A Pittsburgh						0	3								
94 H Connecticut						3	1	295 H Wagner						3	0								

Non-Div. I Games:

Seton Hall

Average RPI Win:		209	WON-LOST RECORD		WINNING PCT. RANK		LAST 10 GAMES		STRENGTH OF SCHEDULE		OPP. STRENGTH OF SCHEDULE		TEAM RPI		ADJ RPI		CONF. RPI		ADJ CONF. RPI				
Average RPI Loss:		97																					
DIV. I ONLY			13- 17		.43333 180		5- 5		174		118		179		.47641 172		16		15				
DIV. I NON-CONF.			7- 9		.4375 189		1- 0		178		119		181		.47211 174		14		14				
TOTALS			RPI 1-25		RPI 26-50		W-L RECORDS		RPI 51-100				RPI 101-150		RPI 150+								
13- 17			0- 1		0- 3		OVERALL		0- 4				3- 7		10- 2								
7- 6			0- 1		0- 1		HOME		0- 2				1- 2		6- 0								
4- 8			0- 0		0- 1		AWAY		0- 2				1- 3		3- 2								
2- 3			0- 0		0- 1		NEUTRAL		0- 0				1- 2		1- 0								
7- 9			0- 1		0- 1		NON-CONFERENCE		0- 2				1- 3		6- 2								
4- 2			0- 1		0- 0		HOME		0- 1				0- 0		4- 0								
1- 4			0- 0		0- 0		AWAY		0- 1				0- 1		1- 2								
2- 3			0- 0		0- 1		NEUTRAL		0- 0				1- 2		1- 0								
6- 8			0- 0		0- 2		CONFERENCE		0- 2				2- 4		4- 0								
3- 4			0- 0		0- 1		HOME		0- 1				1- 2		2- 0								
3- 4			0- 0		0- 1		AWAY		0- 1				1- 2		2- 0								
0- 0			0- 0		0- 0		NEUTRAL		0- 0				0- 0		0- 0								
RPI	S	Opponent		Score		RPI	S	Opponent		Score		RPI	S	Opponent		Score		RPI	S	Opponent		Score	
20	H	Pittsburgh		0 3		29	A	Dayton		0 3		69	A	Temple		1 3		106	A	George Washington		0 3	
						29	H	Dayton		1 3		69	H	Temple		1 3		106	H	George Washington		0 3	
						44	N	Cal St. Northridge		0 3		89	A	Rice		0 3		108	A	Xavier		1 3	
												98	H	Eastern Mich.		0 3		108	H	Xavier		3 1	
																		116	N	Morehead St.		3 1	
																		117	N	Purdue		0 3	
																		118	A	Robert Morris		1 3	
																		140	N	Marshall		1 3	
																		148	A	Rhode Island		3 0	
																		148	H	Rhode Island		2 3	
																		161	A	San Jose St.		0 3	
																		161	A	San Jose St.		3 2	
																		187	N	McNeese St.		3 2	
																		195	A	West Virginia		1 3	
																		223	A	Fordham		3 0	
																		223	H	Fordham		3 1	
																		243	H	St. Peter's		3 0	
																		246	H	Davidson		3 0	
																		250	H	St. Francis (Pa.)		3 1	
																		266	A	La Salle		3 0	
																		266	H	La Salle		3 0	
																		276	H	Loyola (Md.)		3 1	
LAST 10 GAMES																							
266 H La Salle						3 0						223 A Fordham						3 0					
69 H Temple						1 3						106 H George Washington						0 3					
108 A Xavier						1 3						250 H St. Francis (Pa.)						3 1					
29 A Dayton						0 3						69 A Temple						1 3					
148 A Rhode Island						3 0						266 A La Salle						3 0					

Non-Div. I Games:

Duquesne

Average RPI Win: 179		WON-LOST	WINNING	LAST 10	STRENGTH OF		OPP. STRENGTH	TEAM	ADJ	CONF.	ADJ CONF.				
Average RPI Loss: 94		RECORD	PCT. RANK	GAMES	SCHEDULE		OF SCHEDULE	RPI	RPI	RPI	RPI				
DIV. I ONLY		15- 16	.48387	162	215		64	176	.47212	173	7	7			
DIV. I NON-CONF.		11- 5	.6875	75	286		93	163	.47768	169	7	7			
<hr/>															
TOTALS		RPI 1-25	RPI 26-50		W-L RECORDS		RPI 51-100		RPI 101-150		RPI 150+				
15- 16		0- 2	0- 5		OVERALL		2- 1		0- 4		13- 4				
6- 4		0- 1	0- 2		HOME		1- 0		0- 0		5- 1				
5- 9		0- 1	0- 2		AWAY		0- 1		0- 2		5- 3				
4- 3		0- 0	0- 1		NEUTRAL		1- 0		0- 2		3- 0				
11- 5		0- 0	0- 0		NON-CONFERENCE		1- 0		0- 4		10- 1				
3- 0		0- 0	0- 0		HOME		0- 0		0- 0		3- 0				
4- 3		0- 0	0- 0		AWAY		0- 0		0- 2		4- 1				
4- 2		0- 0	0- 0		NEUTRAL		1- 0		0- 2		3- 0				
4- 11		0- 2	0- 5		CONFERENCE		1- 1		0- 0		3- 3				
3- 4		0- 1	0- 2		HOME		1- 0		0- 0		2- 1				
1- 6		0- 1	0- 2		AWAY		0- 1		0- 0		1- 2				
0- 1		0- 0	0- 1		NEUTRAL		0- 0		0- 0		0- 0				
RPI	S	Opponent	Score	RPI	S	Opponent	Score	RPI	S	Opponent	Score				
11	A	Colorado St.	1 3	34	A	Brigham Young	0 3	77	A	San Diego St.	0 3	101	A	Montana St.	0 3
11	H	Colorado St.	0 3	34	H	Brigham Young	1 3	77	H	San Diego St.	3 0	122	A	Denver	1 3
				39	A	Utah	0 3	96	N	Marquette	3 1	135	N	Houston	1 3
				39	H	Utah	2 3					143	N	Florida Int'l	2 3
				39	N	Utah	0 3					152	A	Baylor	3 2
												152	N	Baylor	3 1
												153	A	Air Force	0 3
												153	H	Air Force	0 3
												157	A	UNLV	0 3
												157	H	UNLV	3 0
												161	H	San Jose St.	3 1
												167	A	Creighton	3 1
												199	A	New Mexico	3 0
												199	H	New Mexico	3 1
												207	A	Jacksonville	3 1
												212	H	Sam Houston St.	3 0
												213	H	Weber St.	3 2
												219	N	Mississippi	3 0
												225	N	Gonzaga	3 0
												242	A	Montana	3 0
												249	A	Boise St.	1 3
				LAST 10 GAMES											
				39	N	Utah	0 3	77	A	San Diego St.	0 3				
				153	H	Air Force	0 3	157	A	UNLV	0 3				
				199	H	New Mexico	3 1	39	H	Utah	2 3				
				249	A	Boise St.	1 3	34	H	Brigham Young	1 3				
				11	A	Colorado St.	1 3	199	A	New Mexico	3 0				

Non-Div. I Games:

Wyoming

Average RPI Win:		207	WON-LOST RECORD		WINNING PCT. RANK	LAST 10 GAMES		STRENGTH OF SCHEDULE		OPP. STRENGTH OF SCHEDULE	TEAM RPI	ADJ RPI	CONF. RPI	ADJ CONF. RPI		
Average RPI Loss:		106	14- 15		.48276	165		4- 6		181	151	172	.4716	174	18	18
DIV. I ONLY			5- 5		.5	153		0- 1		211	188	184	.46478	180	16	15
DIV. I NON-CONF.																
TOTALS		RPI 1-25		RPI 26-50		W-L RECORDS		RPI 51-100		RPI 101-150		RPI 150+				
14- 15		0- 2		0- 2		OVERALL		1- 4		1- 4		12- 3				
7- 5		0- 1		0- 1		HOME		1- 1		0- 1		6- 1				
4- 8		0- 1		0- 1		AWAY		0- 2		0- 2		4- 2				
3- 2		0- 0		0- 0		NEUTRAL		0- 1		1- 1		2- 0				
5- 5		0- 0		0- 0		NON-CONFERENCE		0- 0		1- 4		4- 1				
2- 1		0- 0		0- 0		HOME		0- 0		0- 1		2- 0				
0- 3		0- 0		0- 0		AWAY		0- 0		0- 2		0- 1				
3- 1		0- 0		0- 0		NEUTRAL		0- 0		1- 1		2- 0				
9- 10		0- 2		0- 2		CONFERENCE		1- 4		0- 0		8- 2				
5- 4		0- 1		0- 1		HOME		1- 1		0- 0		4- 1				
4- 5		0- 1		0- 1		AWAY		0- 2		0- 0		4- 1				
0- 1		0- 0		0- 0		NEUTRAL		0- 1		0- 0		0- 0				
RPI	S	Opponent	Score	RPI	S	Opponent	Score	RPI	S	Opponent	Score	RPI	S	Opponent	Score	
22	A	Northern Iowa	0 3	31	A	Southwest Mo. St.	0 3	67	A	Wichita St.	0 3	110	A	Valparaiso	1 3	
22	H	Northern Iowa	1 3	31	H	Southwest Mo. St.	0 3	67	H	Wichita St.	0 3	117	A	Purdue	0 3	
								80	A	Illinois St.	0 3	137	N	Cleveland St.	2 3	
								80	H	Illinois St.	3 2	140	H	Marshall	2 3	
								80	N	Illinois St.	0 3	146	N	Middle Tenn.	3 1	
												167	A	Creighton	3 2	
												167	H	Creighton	3 1	
												183	H	Chattanooga	3 0	
												188	A	Bradley	3 2	
												188	H	Bradley	3 2	
												202	A	IUPUI	0 3	
												242	H	Montana	3 2	
												245	A	Southern Ill.	2 3	
												245	H	Southern Ill.	1 3	
												248	N	East Tenn. St.	3 0	
												253	A	Drake	3 1	
												253	H	Drake	3 0	
												259	A	Evansville	3 1	
												259	H	Evansville	3 0	
												261	N	Mississippi St.	3 0	
				LAST 10 GAMES												
				80	N	Illinois St.	0 3	259	H	Evansville	3 0					
				22	H	Northern Iowa	1 3	245	H	Southern Ill.	1 3					
				188	H	Bradley	3 2	80	A	Illinois St.	0 3					
				167	A	Creighton	3 2	202	A	IUPUI	0 3					
				253	A	Drake	3 1	67	A	Wichita St.	0 3					

Non-Div. I Games:

Indiana St.

Average RPI Win: 226		WON-LOST	WINNING	LAST 10	STRENGTH OF		OPP. STRENGTH	TEAM	ADJ		CONF.	ADJ CONF.			
Average RPI Loss: 100		RECORD	PCT. RANK	GAMES	SCHEDULE		OF SCHEDULE	RPI	RPI		RPI	RPI			
DIV. I ONLY		8- 16	.33333	229	4- 6		98	155	184	.47137	175	19	19		
DIV. I NON-CONF.		1- 9	.1	291	0- 0		48	112	213	.44727	204	19	19		
TOTALS		RPI 1-25	RPI 26-50		W-L RECORDS		RPI 51-100		RPI 101-150		RPI 150+				
8- 16		0- 1	0- 0		OVERALL		0- 8		1- 5		7- 2				
4- 9		0- 0	0- 0		HOME		0- 4		0- 3		4- 2				
4- 7		0- 1	0- 0		AWAY		0- 4		1- 2		3- 0				
0- 0		0- 0	0- 0		NEUTRAL		0- 0		0- 0		0- 0				
1- 9		0- 1	0- 0		NON-CONFERENCE		0- 4		0- 2		1- 2				
1- 5		0- 0	0- 0		HOME		0- 2		0- 1		1- 2				
0- 4		0- 1	0- 0		AWAY		0- 2		0- 1		0- 0				
0- 0		0- 0	0- 0		NEUTRAL		0- 0		0- 0		0- 0				
7- 7		0- 0	0- 0		CONFERENCE		0- 4		1- 3		6- 0				
3- 4		0- 0	0- 0		HOME		0- 2		0- 2		3- 0				
4- 3		0- 0	0- 0		AWAY		0- 2		1- 1		3- 0				
0- 0		0- 0	0- 0		NEUTRAL		0- 0		0- 0		0- 0				
RPI S	Opponent	Score		RPI S	Opponent	Score		RPI S	Opponent	Score		RPI S	Opponent	Score	
5 A	Pepperdine	0 3						55 A	Pennsylvania	2 3		103 A	Cal Poly	0 3	
								55 H	Pennsylvania	2 3		133 A	Princeton	1 3	
								60 H	Northeastern	2 3		133 H	Princeton	2 3	
								74 A	New Hampshire	1 3		138 A	Yale	3 1	
								77 A	San Diego St.	0 3		138 H	Yale	1 3	
								82 H	Towson	2 3		144 H	Boston College	1 3	
								92 A	Cornell	1 3		168 H	Long Island	0 3	
								92 H	Cornell	0 3		181 H	Furman	2 3	
												210 A	Brown	3 1	
												210 H	Brown	3 0	
												222 A	Dartmouth	3 1	
												222 H	Dartmouth	3 1	
												265 H	Colgate	3 0	
												269 A	Columbia	3 0	
												269 H	Columbia	3 0	
LAST 10 GAMES															
	55 A	Pennsylvania	2 3		92 H	Cornell	0 3								
	133 A	Princeton	1 3		210 A	Brown	3 1								
	138 H	Yale	1 3		138 A	Yale	3 1								
	210 H	Brown	3 0		133 H	Princeton	2 3								
	269 H	Columbia	3 0		55 H	Pennsylvania	2 3								

Non-Div. I Games:

Harvard

DePaul

DePaul				Through Games Of Dec. 21, 2003							
Average RPI Win: 184		WON-LOST RECORD	WINNING PCT. RANK	LAST 10 GAMES	STRENGTH OF SCHEDULE	OPP. STRENGTH OF SCHEDULE	TEAM RPI	ADJ RPI	CONF. RPI	ADJ CONF. RPI	
Average RPI Loss: 104											
DIV. I ONLY		11- 20	.35484 216	1- 9	97	139	174	.46682 177	13	13	
DIV. I NON-CONF.		8- 9	.47059 172	0- 0	91	168	139	.50121 145	13	13	
TOTALS		RPI 1-25	RPI 26-50		W-L RECORDS		RPI 51-100		RPI 101-150		RPI 150+
11- 20	0- 3	0- 1		OVERALL		2- 7		1- 4		8- 5	
5- 9	0- 0	0- 1		HOME		1- 3		0- 2		4- 3	
3- 8	0- 3	0- 0		AWAY		1- 3		1- 2		1- 0	
3- 3	0- 0	0- 0		NEUTRAL		0- 1		0- 0		3- 2	
8- 9	0- 1	0- 1		NON-CONFERENCE		2- 2		0- 2		6- 3	
3- 4	0- 0	0- 1		HOME		1- 1		0- 1		2- 1	
2- 3	0- 1	0- 0		AWAY		1- 1		0- 1		1- 0	
3- 2	0- 0	0- 0		NEUTRAL		0- 0		0- 0		3- 2	
3- 11	0- 2	0- 0		CONFERENCE		0- 5		1- 2		2- 2	
2- 5	0- 0	0- 0		HOME		0- 2		0- 1		2- 2	
1- 5	0- 2	0- 0		AWAY		0- 2		1- 1		0- 0	
0- 1	0- 0	0- 0		NEUTRAL		0- 1		0- 0		0- 0	
RPI S	Opponent	Score	RPI S	Opponent	Score	RPI S	Opponent	Score	RPI S	Opponent	Score
14 A	Illinois	0 3	43 H	Wis.-Milwaukee	2 3	58 H	Wis.-Green Bay	3 2	110 H	Valparaiso	1 3
15 A	Louisville	0 3				71 H	Tennessee	0 3	116 A	Morehead St.	1 3
21 A	Cincinnati	0 3				76 A	Tulane	1 3	125 A	TCU	3 1
						78 A	Southern Miss.	1 3	127 H	South Fla.	0 3
						80 A	Illinois St.	1 3	135 A	Houston	1 3
						81 H	Memphis	0 3	158 N	Louisiana Tech	2 3
						93 A	Loyola (Ill.)	3 2	176 H	Miami (Ohio)	2 3
						96 H	Marquette	0 3	179 H	Ill.-Chicago	3 0
						96 N	Marquette	0 3	181 N	Furman	3 0
									189 H	UAB	1 3
									190 H	St. Louis	2 3
									202 H	IUPUI	3 1
									202 N	IUPUI	1 3
									217 H	Charlotte	3 0
									227 N	Southeast Mo. St.	3 0
									234 H	East Caro.	3 0
									253 A	Drake	3 0
									259 N	Evansville	3 1
			LAST 10 GAMES								
			96 N	Marquette	0 3	125 A	TCU	3 1			
			96 H	Marquette	0 3	190 H	St. Louis	2 3			
			127 H	South Fla.	0 3	81 H	Memphis	0 3			
			189 H	UAB	1 3	76 A	Tulane	1 3			
			135 A	Houston	1 3	78 A	Southern Miss.	1 3			

Non-Div. I Games:

DePaul

DePaul

Average RPI Win: 187		WON-LOST RECORD		WINNING PCT. RANK		LAST 10 GAMES		STRENGTH OF SCHEDULE		OPP. STRENGTH OF SCHEDULE		TEAM RPI		ADJ RPI		CONF. RPI		ADJ CONF. RPI	
DIV. I ONLY		10- 22		.3125 241		2- 8		91		115		183		.46674 178		12		12	
DIV. I NON-CONF.		5- 10		.33333 228		1- 1		82		135		164		.48733 156		9		9	
TOTALS		RPI 1-25		RPI 26-50		W-L RECORDS		RPI 51-100		RPI 101-150		RPI 150+							
10- 22		0- 1		0- 4		OVERALL		1- 9		3- 5		6- 3							
6- 5		0- 0		0- 1		HOME		1- 2		2- 1		3- 1							
2- 13		0- 1		0- 2		AWAY		0- 6		1- 2		1- 2							
2- 4		0- 0		0- 1		NEUTRAL		0- 1		0- 2		2- 0							
5- 10		0- 1		0- 3		NON-CONFERENCE		0- 3		0- 3		5- 0							
2- 1		0- 0		0- 1		HOME		0- 0		0- 0		2- 0							
1- 5		0- 1		0- 1		AWAY		0- 2		0- 1		1- 0							
2- 4		0- 0		0- 1		NEUTRAL		0- 1		0- 2		2- 0							
5- 12		0- 0		0- 1		CONFERENCE		1- 6		3- 2		1- 3							
4- 4		0- 0		0- 0		HOME		1- 2		2- 1		1- 1							
1- 8		0- 0		0- 1		AWAY		0- 4		1- 1		0- 2							
0- 0		0- 0		0- 0		NEUTRAL		0- 0		0- 0		0- 0							
RPI S	Opponent	Score		RPI S	Opponent	Score		RPI S	Opponent	Score		RPI S	Opponent	Score					
20 A	Pittsburgh	0 3		28 A	Ohio	1 3		52 A	Western Ky.	0 3		101 N	Montana St.	1 3					
				34 N	Arkansas	2 3		60 N	Northeastern	0 3		112 A	Central Mich.	3 2					
				43 H	Wis.-Milwaukee	1 3		65 A	Ball St.	2 3		112 H	Central Mich.	3 2					
				47 A	Missouri	0 3		65 H	Ball St.	1 3		125 N	TCU	1 3					
								79 A	Northern Ill.	1 3		134 H	Kent St.	3 2					
								79 H	Northern Ill.	3 0		137 A	Cleveland St.	0 3					
								85 A	Akron	0 3		140 A	Marshall	0 3					
								88 A	Western Mich.	0 3		140 H	Marshall	1 3					
								98 H	Eastern Mich.	0 3		176 A	Miami (Ohio)	0 3					
								100 A	IPFW	2 3		182 N	James Madison	3 2					
												186 H	Buffalo	3 0					
												196 A	Bowling Green	1 3					
												196 H	Bowling Green	2 3					
												262 H	Niagara	3 0					
												264 A	Oakland	3 1					
												266 H	La Salle	3 0					
												268 N	Tenn.-Martin	3 1					
				LAST 10 GAMES															
				140 A	Marshall	0 3		264 A	Oakland	3 1									
				79 A	Northern Ill.	1 3		28 A	Ohio	1 3									
				100 A	IPFW	2 3		98 H	Eastern Mich.	0 3									
				140 H	Marshall	1 3		112 H	Central Mich.	3 2									
				65 H	Ball St.	1 3		85 A	Akron	0 3									

Non-Div. I Games:

Toledo

Average RPI Win:	196	WON-LOST	WINNING	LAST 10	STRENGTH OF	OPP. STRENGTH	TEAM	ADJ	CONF.	ADJ CONF.	
Average RPI Loss:	92	RECORD	PCT. RANK	GAMES	SCHEDULE	OF SCHEDULE	RPI	RPI	RPI	RPI	
DIV. I ONLY	11- 21	.34375	225	3- 7	123	113	185	.46624	179	8	8
DIV. I NON-CONF.	8- 7	.53333	143	1- 0	180	160	156	.48794	155	10	11
<hr/>											
TOTALS	RPI 1-25	RPI 26-50		W-L RECORDS	RPI 51-100		RPI 101-150		RPI 150+		
11- 21	0- 0	0- 2		OVERALL	1- 13		2- 4		8- 2		
5- 6	0- 0	0- 1		HOME	1- 5		1- 0		3- 0		
3- 11	0- 0	0- 1		AWAY	0- 6		0- 2		3- 2		
3- 4	0- 0	0- 0		NEUTRAL	0- 2		1- 2		2- 0		
<hr/>											
8- 7	0- 0	0- 0		NON-CONFERENCE	0- 4		1- 2		7- 1		
2- 1	0- 0	0- 0		HOME	0- 1		0- 0		2- 0		
3- 4	0- 0	0- 0		AWAY	0- 2		0- 1		3- 1		
3- 2	0- 0	0- 0		NEUTRAL	0- 1		1- 1		2- 0		
<hr/>											
3- 14	0- 0	0- 2		CONFERENCE	1- 9		1- 2		1- 1		
3- 5	0- 0	0- 1		HOME	1- 4		1- 0		1- 0		
0- 7	0- 0	0- 1		AWAY	0- 4		0- 1		0- 1		
0- 2	0- 0	0- 0		NEUTRAL	0- 1		0- 1		0- 0		
<hr/>											
RPI S	Opponent	Score	RPI S	Opponent	Score	RPI S	Opponent	Score	RPI S	Opponent	Score
			43 A	Wis.-Milwaukee	0 3	54 A	Butler	1 3	105 N	Stony Brook	3 0
			43 H	Wis.-Milwaukee	1 3	54 H	Butler	0 3	110 N	Valparaiso	0 3
						58 A	Wis.-Green Bay	0 3	112 A	Central Mich.	0 3
						58 H	Wis.-Green Bay	1 3	137 A	Cleveland St.	0 3
						58 N	Wis.-Green Bay	1 3	137 H	Cleveland St.	3 1
						63 H	Northwestern	0 3	137 N	Cleveland St.	0 3
						75 A	Clemson	2 3	177 A	DePaul	0 3
						79 A	Northern Ill.	2 3	188 A	Bradley	3 0
						91 A	Wright St.	1 3	202 H	IUPUI	3 2
						91 H	Wright St.	2 3	206 A	Youngstown St.	2 3
						93 A	Loyola (Ill.)	2 3	206 H	Youngstown St.	3 0
						93 H	Loyola (Ill.)	3 2	219 H	Mississippi	3 0
						93 H	Loyola (Ill.)	1 3	244 N	Charleston So.	3 0
						100 N	IPFW	0 3	248 N	East Tenn. St.	3 1
									257 A	Chicago St.	3 1
									258 A	Eastern Ill.	3 2
<hr/>											
LAST 10 GAMES											
			137 N	Cleveland St.	0 3	206 H	Youngstown St.	3 0			
			93 A	Loyola (Ill.)	2 3	137 H	Cleveland St.	3 1			
			43 A	Wis.-Milwaukee	0 3	91 A	Wright St.	1 3			
			58 A	Wis.-Green Bay	0 3	54 A	Butler	1 3			
			202 H	IUPUI	3 2	93 H	Loyola (Ill.)	1 3			

Non-Div. I Games:

Ill.-Chicago

Average RPI Win:		191	WON-LOST RECORD		WINNING PCT. RANK	LAST 10 GAMES	STRENGTH OF SCHEDULE		OPP. STRENGTH OF SCHEDULE	TEAM RPI	ADJ RPI	CONF. RPI	ADJ CONF. RPI		
Average RPI Loss:		62													
DIV. I ONLY		8- 22	.26667		255	1- 9	96		60	189	.4659	180	6	6	
DIV. I NON-CONF.		6- 6	.5		153	0- 0	106		152	138	.50925	137	4	4	
TOTALS		RPI 1-25	RPI 26-50		W-L RECORDS		RPI 51-100		RPI 101-150		RPI 150+				
8- 22		0- 2	0- 8		OVERALL		1- 8		2- 3		5- 1				
3- 10		0- 1	0- 4		HOME		1- 3		1- 2		1- 0				
2- 11		0- 1	0- 3		AWAY		0- 5		1- 1		1- 1				
3- 1		0- 0	0- 1		NEUTRAL		0- 0		0- 0		3- 0				
6- 6		0- 0	0- 2		NON-CONFERENCE		1- 2		0- 1		5- 1				
2- 2		0- 0	0- 1		HOME		1- 0		0- 1		1- 0				
1- 3		0- 0	0- 0		AWAY		0- 2		0- 0		1- 1				
3- 1		0- 0	0- 1		NEUTRAL		0- 0		0- 0		3- 0				
2- 16		0- 2	0- 6		CONFERENCE		0- 6		2- 2		0- 0				
1- 8		0- 1	0- 3		HOME		0- 3		1- 1		0- 0				
1- 8		0- 1	0- 3		AWAY		0- 3		1- 1		0- 0				
0- 0		0- 0	0- 0		NEUTRAL		0- 0		0- 0		0- 0				
RPI	S	Opponent	Score	RPI	S	Opponent	Score	RPI	S	Opponent	Score	RPI	S	Opponent	Score
19	A	UC Santa Barb.	0 3	27	H	Loyola Marymount	0 3	51	A	Pacific (Cal.)	0 3	103	A	Cal Poly	0 3
19	H	UC Santa Barb.	0 3	32	N	Michigan	0 3	51	H	Pacific (Cal.)	0 3	103	H	Cal Poly	0 3
				38	A	Long Beach St.	0 3	64	A	Utah St.	2 3	110	H	Valparaiso	1 3
				38	H	Long Beach St.	1 3	64	H	Utah St.	0 3	145	A	UC Riverside	3 2
				40	A	UC Irvine	0 3	71	A	Tennessee	0 3	145	H	UC Riverside	3 2
				40	H	UC Irvine	1 3	77	A	San Diego St.	0 3	157	A	UNLV	0 3
				44	A	Cal St. Northridge	1 3	83	A	Idaho	0 3	201	H	Bucknell	3 0
				44	H	Cal St. Northridge	1 3	83	H	Idaho	0 3	223	A	Fordham	3 0
								90	H	Nevada	3 0	232	N	Morgan St.	3 0
												247	N	Lamar	3 1
												248	N	East Tenn. St.	3 0
LAST 10 GAMES															
				40	A	UC Irvine	0 3	44	A	Cal St. Northridge	1 3				
				38	A	Long Beach St.	0 3	145	A	UC Riverside	3 2				
				64	H	Utah St.	0 3	103	H	Cal Poly	0 3				
				83	H	Idaho	0 3	19	H	UC Santa Barb.	0 3				
				51	A	Pacific (Cal.)	0 3	83	A	Idaho	0 3				

Non-Div. I Games:

Cal St. Fullerton

Average RPI Win: 244		WON-LOST	WINNING	LAST 10	STRENGTH OF		OPP. STRENGTH	TEAM	ADJ		CONF.	ADJ CONF.	
Average RPI Loss: 123		RECORD	PCT. RANK	GAMES	SCHEDULE		OF SCHEDULE	RPI	RPI		RPI	RPI	
DIV. I ONLY		17- 16	.51515	153	6- 4		190	222	175	.46528	181	24	24
DIV. I NON-CONF.		5- 9	.35714	225	0- 0		139	142	189	.45761	187	25	24
<hr/>													
TOTALS		RPI 1-25		RPI 26-50		W-L RECORDS		RPI 51-100		RPI 101-150		RPI 150+	
17- 16		0- 0		0- 1		OVERALL		0- 5		0- 5		17- 5	
10- 3		0- 0		0- 0		HOME		0- 1		0- 1		10- 1	
7- 9		0- 0		0- 0		AWAY		0- 4		0- 3		7- 2	
0- 4		0- 0		0- 1		NEUTRAL		0- 0		0- 1		0- 2	
5- 9		0- 0		0- 1		NON-CONFERENCE		0- 3		0- 3		5- 2	
4- 0		0- 0		0- 0		HOME		0- 0		0- 0		4- 0	
1- 5		0- 0		0- 0		AWAY		0- 3		0- 2		1- 0	
0- 4		0- 0		0- 1		NEUTRAL		0- 0		0- 1		0- 2	
12- 7		0- 0		0- 0		CONFERENCE		0- 2		0- 2		12- 3	
6- 3		0- 0		0- 0		HOME		0- 1		0- 1		6- 1	
6- 4		0- 0		0- 0		AWAY		0- 1		0- 1		6- 2	
0- 0		0- 0		0- 0		NEUTRAL		0- 0		0- 0		0- 0	
RPI S	Opponent	Score	RPI S	Opponent	Score	RPI S	Opponent	Score	RPI S	Opponent	Score		
			42 N	Florida A&M	0 3	60 A	Northeastern	1 3	102 A	Ga. Southern	0 3		
						66 A	Georgia	0 3	102 H	Ga. Southern	1 3		
						68 A	Col. of Charleston	0 3	116 A	Morehead St.	0 3		
						68 H	Col. of Charleston	0 3	129 N	Rutgers	0 3		
						75 A	Clemson	0 3	144 A	Boston College	1 3		
									159 H	UNC Asheville	3 0		
									175 A	Harvard	3 2		
									177 N	DePaul	0 3		
									183 A	Chattanooga	3 1		
									183 A	Chattanooga	0 3		
									192 H	Appalachian St.	2 3		
									202 N	IUPUI	0 3		
									218 H	Western Caro.	3 0		
									220 H	Birmingham-So.	3 1		
									234 H	East Caro.	3 2		
									240 A	Elon	3 1		
									240 H	Elon	3 1		
									246 A	Davidson	2 3		
									246 H	Davidson	3 2		
									248 A	East Tenn. St.	3 2		
									271 A	Wofford	3 2		
									271 H	Wofford	3 0		
									285 A	UNC Greensboro	3 0		
									285 H	UNC Greensboro	3 0		
									287 A	Citadel	3 1		
									287 H	Citadel	3 0		
									291 H	Gardner-Webb	3 0		
LAST 10 GAMES			183 A	Chattanooga	0 3	240 H	Elon	3 1	271 H	Wofford	3 0		
			102 H	Ga. Southern	1 3	192 H	Appalachian St.	2 3	285 A	UNC Greensboro	3 0		
			246 H	Davidson	3 2	285 H	UNC Greensboro	3 0	287 A	Citadel	3 1		
			68 A	Col. of Charleston	0 3	183 A	Chattanooga	3 1	287 H	Citadel	3 0		
			287 A	Citadel	3 1	248 A	East Tenn. St.	3 2	291 H	Gardner-Webb	3 0		

Non-Div. I Games:

Furman

Average RPI Win: 198		WON-LOST	WINNING	LAST 10	STRENGTH OF		OPP. STRENGTH	TEAM	ADJ	CONF.	ADJ CONF.
Average RPI Loss: 134		RECORD	PCT. RANK	GAMES	SCHEDULE		OF SCHEDULE	RPI	RPI	RPI	RPI
DIV. I ONLY		14- 13	.51852	142	7- 3		225	158	180	.4641	182
DIV. I NON-CONF.		5- 7	.41667	203	0- 0		202	82	193	.45387	193
TOTALS		RPI 1-25	RPI 26-50		W-L RECORDS		RPI 51-100		RPI 101-150		RPI 150+
14- 13	0- 0	0- 1		OVERALL		1- 4		3- 3		10- 5	
9- 2	0- 0	0- 0		HOME		0- 2		3- 0		6- 0	
4- 7	0- 0	0- 1		AWAY		0- 2		0- 2		4- 2	
1- 4	0- 0	0- 0		NEUTRAL		1- 0		0- 1		0- 3	
5- 7	0- 0	0- 1		NON-CONFERENCE		1- 2		2- 1		2- 3	
3- 1	0- 0	0- 0		HOME		0- 1		2- 0		1- 0	
1- 3	0- 0	0- 1		AWAY		0- 1		0- 1		1- 0	
1- 3	0- 0	0- 0		NEUTRAL		1- 0		0- 0		0- 3	
9- 6	0- 0	0- 0		CONFERENCE		0- 2		1- 2		8- 2	
6- 1	0- 0	0- 0		HOME		0- 1		1- 0		5- 0	
3- 4	0- 0	0- 0		AWAY		0- 1		0- 1		3- 2	
0- 1	0- 0	0- 0		NEUTRAL		0- 0		0- 1		0- 0	
RPI S	Opponent	Score	RPI S	Opponent	Score	RPI S	Opponent	Score	RPI S	Opponent	Score
			48 A	North Carolina	0 3	52 A	Western Ky.	0 3	102 H	Ga. Southern	3 1
						59 H	Virginia	0 3	123 A	Liberty	1 3
						69 N	Temple	3 0	129 H	Rutgers	3 0
						82 A	Towson	0 3	131 A	George Mason	0 3
						82 H	Towson	1 3	131 H	George Mason	3 0
									131 N	George Mason	1 3
									171 A	Hofstra	1 3
									171 H	Hofstra	3 1
									178 N	Toledo	2 3
									193 H	Oregon	3 2
									193 N	Oregon	1 3
									228 A	Va. Commonwealth	3 1
									228 H	Va. Commonwealth	3 2
									230 A	Delaware	0 3
									230 H	Delaware	3 1
									238 A	William & Mary	3 0
									238 H	William & Mary	3 0
									268 N	Tenn.-Martin	2 3
									272 A	UNC Wilmington	3 1
									272 H	UNC Wilmington	3 0
									273 A	Radford	3 0
LAST 10 GAMES											
			131 N	George Mason	1 3	82 A	Towson	0 3			
			272 A	UNC Wilmington	3 1	131 A	George Mason	0 3			
			238 A	William & Mary	3 0	228 H	Va. Commonwealth	3 2			
			171 H	Hofstra	3 1	238 H	William & Mary	3 0			
			230 H	Delaware	3 1	272 H	UNC Wilmington	3 0			

Non-Div. I Games:

James Madison

[illegible]

Non-Div. I Games:

Chattanooga

RPI	S	Opponent	Score	
285	H	UNC Greensboro	3	0
287	A	Citadel	3	0
289	H	Belmont	3	0
292	H	Lipscomb	3	0

Chattanooga

C
h
a
t
t
a
n
o
o
g
a

C
h
a
t
t
a
n
o
o
g
a

Average RPI Win:	255	WON-LOST RECORD	WINNING PCT. RANK	LAST 10 GAMES	STRENGTH OF SCHEDULE	OPP. STRENGTH OF SCHEDULE	TEAM RPI	ADJ RPI	CONF. RPI	ADJ CONF. RPI	
Average RPI Loss:	168										
DIV. I ONLY		21- 9	.7 60	6- 4	288	275	178	.46118 184	31	31	
DIV. I NON-CONF.		10- 7	.58824 116	0- 2	220	274	174	.45819 186	30	29	
<hr/>											
TOTALS	RPI 1-25	RPI 26-50		W-L RECORDS	RPI 51-100		RPI 101-150		RPI 150+		
21- 9	0- 0	0- 0		OVERALL	0- 0		0- 5		21- 4		
9- 5	0- 0	0- 0		HOME	0- 0		0- 3		9- 2		
7- 4	0- 0	0- 0		AWAY	0- 0		0- 2		7- 2		
5- 0	0- 0	0- 0		NEUTRAL	0- 0		0- 0		5- 0		
<hr/>											
10- 7	0- 0	0- 0		NON-CONFERENCE	0- 0		0- 3		10- 4		
5- 3	0- 0	0- 0		HOME	0- 0		0- 1		5- 2		
3- 4	0- 0	0- 0		AWAY	0- 0		0- 2		3- 2		
2- 0	0- 0	0- 0		NEUTRAL	0- 0		0- 0		2- 0		
<hr/>											
11- 2	0- 0	0- 0		CONFERENCE	0- 0		0- 2		11- 0		
4- 2	0- 0	0- 0		HOME	0- 0		0- 2		4- 0		
4- 0	0- 0	0- 0		AWAY	0- 0		0- 0		4- 0		
3- 0	0- 0	0- 0		NEUTRAL	0- 0		0- 0		3- 0		
<hr/>											
RPI S	Opponent	Score	RPI S	Opponent	Score	RPI S	Opponent	Score	RPI S	Opponent	Score
									118 H Robert Morris	0	3
									118 H Robert Morris	0	3
									138 A Yale	1	3
									144 H Boston College	1	3
									150 A Manhattan	0	3
									155 A Md.-East. Shore	3	1
									155 N Md.-East. Shore	3	0
									164 H Syracuse	1	3
									168 A Long Island	3	1
									168 H Long Island	3	1
									198 H Binghamton	3	2
									222 A Dartmouth	3	2
									224 A Iona	1	3
									224 H Iona	3	0
									229 A Hartford	2	3
									229 H Hartford	1	3
									250 H St. Francis (Pa.)	3	1
									270 A Marist	3	1
									282 H Holy Cross	3	0
									286 H Siena	3	1
									288 H Providence	3	1
									294 H Quinnipiac	3	0
									295 A Wagner	3	0
									298 H Fairleigh Dickinson	3	0
									298 N Fairleigh Dickinson	3	1
			300 A St. Francis (N.Y.)	3	0						
			300 N St. Francis (N.Y.)	3	0						
<hr/>											
			LAST 10 GAMES								
			118 H Robert Morris	0	3	144 H Boston College	1	3			
			168 H Long Island	3	1	118 H Robert Morris	0	3			
			224 A Iona	1	3	250 H St. Francis (Pa.)	3	1			
			168 A Long Island	3	1	298 H Fairleigh Dickinson	3	0			
			300 A St. Francis (N.Y.)	3	0	295 A Wagner	3	0			

Non-Div. I Games:

Central Conn. St.

RPI	S	Opponent	Score	
303	A	Sacred Heart	3	1
303	N	Sacred Heart	3	0
305	N	Norfolk St.	3	0

Central Conn. St.
.
S
t
.

C
e
n
t
r
a
l
C
o
n
n
.
S
t
.

Average RPI Win:	196	WON-LOST RECORD	WINNING PCT. RANK	LAST 10 GAMES	STRENGTH OF SCHEDULE	OPP. STRENGTH OF SCHEDULE	TEAM RPI	ADJ RPI	CONF. RPI	ADJ CONF. RPI	
DIV. I ONLY	11- 20	.35484	216	3- 7	147	130	192	.45849	186	12	12
DIV. I NON-CONF.	6- 7	.46154	176	0- 0	214	187	204	.45064	197	9	9
<hr/>											
TOTALS	RPI 1-25	RPI 26-50		W-L RECORDS		RPI 51-100		RPI 101-150		RPI 150+	
11- 20	0- 0	0- 2		OVERALL		1- 7		2- 8		8- 3	
4- 8	0- 0	0- 1		HOME		0- 4		1- 2		3- 1	
5- 9	0- 0	0- 1		AWAY		1- 3		1- 3		3- 2	
2- 3	0- 0	0- 0		NEUTRAL		0- 0		0- 3		2- 0	
6- 7	0- 0	0- 0		NON-CONFERENCE		0- 1		0- 4		6- 2	
2- 2	0- 0	0- 0		HOME		0- 0		0- 1		2- 1	
2- 3	0- 0	0- 0		AWAY		0- 1		0- 1		2- 1	
2- 2	0- 0	0- 0		NEUTRAL		0- 0		0- 2		2- 0	
5- 13	0- 0	0- 2		CONFERENCE		1- 6		2- 4		2- 1	
2- 6	0- 0	0- 1		HOME		0- 4		1- 1		1- 0	
3- 6	0- 0	0- 1		AWAY		1- 2		1- 2		1- 1	
0- 1	0- 0	0- 0		NEUTRAL		0- 0		0- 1		0- 0	
RPI S	Opponent	Score	RPI S	Opponent	Score	RPI S	Opponent	Score	RPI S	Opponent	Score
			28 A Ohio		0 3	65 H Ball St.		0 3	102 N Ga. Southern		0 3
			28 H Ohio		0 3	72 A UCF		1 3	105 N Stony Brook		2 3
						79 A Northern Ill.		3 2	112 A Central Mich.		0 3
						79 A Northern Ill.		0 3	112 N Central Mich.		0 3
						85 A Akron		0 3	134 A Kent St.		1 3
						85 H Akron		2 3	134 H Kent St.		3 2
						88 H Western Mich.		1 3	140 A Marshall		3 0
						98 H Eastern Mich.		1 3	140 H Marshall		0 3
									142 A Duke		0 3
									144 H Boston College		1 3
									164 H Syracuse		1 3
									176 A Miami (Ohio)		3 2
									178 A Toledo		0 3
									196 H Bowling Green		3 2
									201 A Bucknell		3 0
									214 A Canisius		2 3
									217 N Charlotte		3 0
									221 H North Carolina St.		3 1
									245 N Southern Ill.		3 1
									262 A Niagara		3 0
									286 H Siena		3 1
			LAST 10 GAMES								
			79 A Northern Ill.		0 3	79 A Northern Ill.		3 2			
			28 A Ohio		0 3	112 A Central Mich.		0 3			
			140 A Marshall		3 0	85 H Akron		2 3			
			134 A Kent St.		1 3	134 H Kent St.		3 2			
			28 H Ohio		0 3	140 H Marshall		0 3			

Non-Div. I Games:

Buffalo

[illegible]

Non-Div. I Games:

McNeese St.

Average RPI Win: 228		WON-LOST	WINNING	LAST 10	STRENGTH OF		OPP. STRENGTH	TEAM	ADJ	CONF.	ADJ CONF.
Average RPI Loss: 85		RECORD	PCT. RANK	GAMES	SCHEDULE		OF SCHEDULE	RPI	RPI	RPI	RPI
DIV. I ONLY		11- 20	.35484	216	3- 7		133	125	186	.45703	188
DIV. I NON-CONF.		4- 9	.30769	241	0- 0		101	90	180	.46898	176
TOTALS		RPI 1-25	RPI 26-50		W-L RECORDS		RPI 51-100		RPI 101-150		RPI 150+
11- 20	0- 4	0- 5		OVERALL		1- 5		0- 0		10- 6	
8- 7	0- 1	0- 1		HOME		1- 1		0- 0		7- 4	
3- 9	0- 2	0- 1		AWAY		0- 4		0- 0		3- 2	
0- 4	0- 1	0- 3		NEUTRAL		0- 0		0- 0		0- 0	
4- 9	0- 2	0- 3		NON-CONFERENCE		0- 2		0- 0		4- 2	
4- 2	0- 0	0- 0		HOME		0- 0		0- 0		4- 2	
0- 3	0- 1	0- 0		AWAY		0- 2		0- 0		0- 0	
0- 4	0- 1	0- 3		NEUTRAL		0- 0		0- 0		0- 0	
7- 11	0- 2	0- 2		CONFERENCE		1- 3		0- 0		6- 4	
4- 5	0- 1	0- 1		HOME		1- 1		0- 0		3- 2	
3- 6	0- 1	0- 1		AWAY		0- 2		0- 0		3- 2	
0- 0	0- 0	0- 0		NEUTRAL		0- 0		0- 0		0- 0	
RPI S	Opponent	Score	RPI S	Opponent	Score	RPI S	Opponent	Score	RPI S	Opponent	Score
10 N	Stanford	0 3	28 N	Ohio	0 3	67 A	Wichita St.	0 3	167 A	Creighton	2 3
11 A	Colorado St.	0 3	31 A	Southwest Mo. St.	0 3	67 H	Wichita St.	1 3	167 H	Creighton	2 3
22 A	Northern Iowa	0 3	31 H	Southwest Mo. St.	0 3	79 A	Northern Ill.	0 3	174 A	Indiana St.	2 3
22 H	Northern Iowa	1 3	42 N	Florida A&M	0 3	80 A	Illinois St.	0 3	174 H	Indiana St.	2 3
			47 N	Missouri	0 3	80 H	Illinois St.	3 2	179 H	Ill.-Chicago	0 3
						96 A	Marquette	1 3	190 H	St. Louis	3 0
									194 H	UMBC	3 2
									196 H	Bowling Green	2 3
									245 A	Southern Ill.	3 0
									245 H	Southern Ill.	3 0
									253 A	Drake	3 1
									253 H	Drake	3 0
									258 H	Eastern Ill.	3 0
									259 A	Evansville	3 0
									259 H	Evansville	3 1
									275 H	Western Ill.	3 0
			LAST 10 GAMES								
			80 A	Illinois St.	0 3	253 A	Drake	3 1			
			174 A	Indiana St.	2 3	167 A	Creighton	2 3			
			31 H	Southwest Mo. St.	0 3	259 H	Evansville	3 1			
			67 H	Wichita St.	1 3	245 H	Southern Ill.	3 0			
			22 H	Northern Iowa	1 3	67 A	Wichita St.	0 3			

Non-Div. I Games:

Bradley

UAB

Average RPI Win: 199		WON-LOST RECORD		WINNING PCT. RANK		LAST 10 GAMES		STRENGTH OF SCHEDULE		OPP. STRENGTH OF SCHEDULE		TEAM RPI		ADJ RPI		CONF. RPI		ADJ CONF. RPI	
DIV. I ONLY		14- 20		.41176 187		3- 7		148		152		181		.45566 189		13		13	
DIV. I NON-CONF.		8- 12		.4 209		1- 2		171		185		198		.43644 216		13		13	
TOTALS		RPI 1-25		RPI 26-50		W-L RECORDS		RPI 51-100		RPI 101-150		RPI 150+							
14- 20		0- 3		0- 0		OVERALL		0- 8		4- 4		10- 5							
6- 5		0- 2		0- 0		HOME		0- 2		3- 1		3- 0							
5- 7		0- 0		0- 0		AWAY		0- 4		0- 1		5- 2							
3- 8		0- 1		0- 0		NEUTRAL		0- 2		1- 2		2- 3							
8- 12		0- 1		0- 0		NON-CONFERENCE		0- 4		2- 2		6- 5							
4- 0		0- 0		0- 0		HOME		0- 0		1- 0		3- 0							
1- 5		0- 0		0- 0		AWAY		0- 2		0- 1		1- 2							
3- 7		0- 1		0- 0		NEUTRAL		0- 2		1- 1		2- 3							
6- 8		0- 2		0- 0		CONFERENCE		0- 4		2- 2		4- 0							
2- 5		0- 2		0- 0		HOME		0- 2		2- 1		0- 0							
4- 2		0- 0		0- 0		AWAY		0- 2		0- 0		4- 0							
0- 1		0- 0		0- 0		NEUTRAL		0- 0		0- 1		0- 0							
RPI	S	Opponent		Score		RPI	S	Opponent		Score		RPI	S	Opponent		Score			
15	H	Louisville		1 3				51	A	Pacific (Cal.) 0 3		102	N	Ga. Southern		3 1			
20	N	Pittsburgh		0 3				53	N	San Francisco 0 3		120	H	Georgia St.		3 0			
21	H	Cincinnati		0 3				59	N	Virginia 0 3		125	H	TCU		2 3			
								73	A	Alabama 0 3		125	N	TCU		0 3			
								76	H	Tulane 0 3		127	H	South Fla.		3 1			
								78	H	Southern Miss. 2 3		135	H	Houston		3 1			
								81	A	Memphis 0 3		141	N	Jacksonville St.		0 3			
								96	A	Marquette 1 3		149	A	Northern Ariz.		0 3			
												162	H	Alabama A&M		3 2			
												166	A	LSU		2 3			
												177	A	DePaul		3 1			
												190	A	St. Louis		3 0			
												216	N	UTEP		2 3			
												217	A	Charlotte		3 1			
												218	N	Western Caro.		0 3			
												219	A	Mississippi		0 3			
												234	A	East Caro.		3 2			
												239	A	Samford		3 1			
												251	N	South Ala.		3 0			
												256	N	UMKC		2 3			
												261	H	Mississippi St.		3 1			
												274	H	Mercer		3 0			
												290	N	Centenary (La.)		3 0			
LAST 10 GAMES																			
20	N	Pittsburgh		0 3		96	A	Marquette		1 3									
51	A	Pacific (Cal.)		0 3		177	A	DePaul		3 1									
125	N	TCU		0 3		120	H	Georgia St.		3 0									
15	H	Louisville		1 3		127	H	South Fla.		3 1									
21	H	Cincinnati		0 3		125	H	TCU		2 3									

Non-Div. I Games:

UAB

[illegible]

Non-Div. I Games:

St. Louis

Average RPI Win: 227		WON-LOST	WINNING	LAST 10	STRENGTH OF		OPP. STRENGTH	TEAM	ADJ	CONF.	ADJ CONF.
Average RPI Loss: 113		RECORD	PCT. RANK	GAMES	SCHEDULE		OF SCHEDULE	RPI	RPI	RPI	RPI
DIV. I ONLY		13- 14	.48148	168	218		185	190	.45396	191	17
DIV. I NON-CONF.		10- 2	.83333	22	266		227	127	.51669	127	17
TOTALS		RPI 1-25	RPI 26-50		W-L RECORDS		RPI 51-100		RPI 101-150		RPI 150+
13- 14	0- 0	0- 0		OVERALL		0- 5		0- 7		13- 2	
7- 6	0- 0	0- 0		HOME		0- 3		0- 3		7- 0	
1- 7	0- 0	0- 0		AWAY		0- 2		0- 3		1- 2	
5- 1	0- 0	0- 0		NEUTRAL		0- 0		0- 1		5- 0	
10- 2	0- 0	0- 0		NON-CONFERENCE		0- 1		0- 0		10- 1	
5- 1	0- 0	0- 0		HOME		0- 1		0- 0		5- 0	
0- 1	0- 0	0- 0		AWAY		0- 0		0- 0		0- 1	
5- 0	0- 0	0- 0		NEUTRAL		0- 0		0- 0		5- 0	
3- 12	0- 0	0- 0		CONFERENCE		0- 4		0- 7		3- 1	
2- 5	0- 0	0- 0		HOME		0- 2		0- 3		2- 0	
1- 6	0- 0	0- 0		AWAY		0- 2		0- 3		1- 1	
0- 1	0- 0	0- 0		NEUTRAL		0- 0		0- 1		0- 0	
RPI S	Opponent	Score	RPI S	Opponent	Score	RPI S	Opponent	Score	RPI S	Opponent	Score
						53 H	San Francisco	1 3	101 A	Montana St.	1 3
						57 A	Eastern Wash.	0 3	101 H	Montana St.	2 3
						57 H	Eastern Wash.	0 3	119 A	Idaho St.	0 3
						70 A	Sacramento St.	1 3	119 H	Idaho St.	1 3
						70 H	Sacramento St.	1 3	119 N	Idaho St.	0 3
									149 A	Northern Ariz.	2 3
									149 H	Northern Ariz.	0 3
									153 H	Air Force	3 0
									153 N	Air Force	3 0
									204 H	Maine	3 2
									205 A	Portland	2 3
									205 H	Portland	3 0
									213 A	Weber St.	0 3
									213 H	Weber St.	3 0
									215 N	Southeastern La.	3 1
									242 A	Montana	3 1
									242 H	Montana	3 0
									257 H	Chicago St.	3 0
									257 N	Chicago St.	3 0
									258 H	Eastern Ill.	3 0
									270 N	Marist	3 0
									288 N	Providence	3 0
LAST 10 GAMES											
						119 N	Idaho St.	0 3	213 H	Weber St.	3 0
						101 H	Montana St.	2 3	119 H	Idaho St.	1 3
						242 H	Montana	3 0	57 H	Eastern Wash.	0 3
						149 A	Northern Ariz.	2 3	205 H	Portland	3 0
						70 A	Sacramento St.	1 3	101 A	Montana St.	1 3

Non-Div. I Games: Western Ore. 3 2

Portland St.

Average RPI Win:	254	WON-LOST RECORD	WINNING PCT. RANK	LAST 10 GAMES	STRENGTH OF SCHEDULE	OPP. STRENGTH OF SCHEDULE	TEAM RPI	ADJ RPI	CONF. RPI	ADJ CONF. RPI	
DIV. I ONLY		16- 17	.48485 159	7- 3	207	233	191	.45251 192	24	24	
DIV. I NON-CONF.		2- 11	.15385 281	0- 0	184	172	267	.38303 259	25	24	
<hr/>											
TOTALS	RPI 1-25	RPI 26-50		W-L RECORDS		RPI 51-100		RPI 101-150		RPI 150+	
16- 17	0- 0	0- 0		OVERALL		0- 6		0- 6		16- 5	
6- 3	0- 0	0- 0		HOME		0- 1		0- 1		6- 1	
8- 6	0- 0	0- 0		AWAY		0- 3		0- 2		8- 1	
2- 8	0- 0	0- 0		NEUTRAL		0- 2		0- 3		2- 3	
<hr/>											
2- 11	0- 0	0- 0		NON-CONFERENCE		0- 4		0- 4		2- 3	
0- 0	0- 0	0- 0		HOME		0- 0		0- 0		0- 0	
1- 4	0- 0	0- 0		AWAY		0- 2		0- 2		1- 0	
1- 7	0- 0	0- 0		NEUTRAL		0- 2		0- 2		1- 3	
<hr/>											
14- 6	0- 0	0- 0		CONFERENCE		0- 2		0- 2		14- 2	
6- 3	0- 0	0- 0		HOME		0- 1		0- 1		6- 1	
7- 2	0- 0	0- 0		AWAY		0- 1		0- 0		7- 1	
1- 1	0- 0	0- 0		NEUTRAL		0- 0		0- 1		1- 0	
<hr/>											
RPI S	Opponent	Score	RPI S	Opponent	Score	RPI S	Opponent	Score	RPI S	Opponent	Score
						53 N	San Francisco	0 3	102 H	Ga. Southern	1 3
						54 A	Butler	0 3	102 N	Ga. Southern	2 3
						68 A	Col. of Charleston	0 3	108 A	Xavier	1 3
						68 H	Col. of Charleston	0 3	112 N	Central Mich.	1 3
						75 A	Clemson	1 3	120 N	Georgia St.	1 3
						87 N	Murray St.	0 3	146 A	Middle Tenn.	0 3
						181 A	Furman	3 2			
						183 A	Chattanooga	2 3			
						183 H	Chattanooga	1 3			
						218 A	Western Caro.	3 2			
						218 H	Western Caro.	3 1			
						228 N	Va. Commonwealth	1 3			
						240 A	Elon	3 0			
						240 H	Elon	3 1			
						245 N	Southern Ill.	1 3			
						246 H	Davidson	3 0			
						246 N	Davidson	3 0			
						248 A	East Tenn. St.	3 0			
						248 H	East Tenn. St.	3 1			
						271 A	Wofford	3 1			
						275 N	Western Ill.	0 3			
						277 N	Stetson	3 1			
						280 A	High Point	3 0			
						285 A	UNC Greensboro	3 0			
						285 H	UNC Greensboro	3 0			
287 A	Citadel	3 0									
287 H	Citadel	3 0									
			LAST 10 GAMES								
102 N	Ga. Southern	2 3	240 A	Elon	3 0	285 A	UNC Greensboro	3 0	285 A	UNC Greensboro	3 0
246 N	Davidson	3 0	285 A	UNC Greensboro	3 0	183 A	Chattanooga	2 3	285 H	UNC Greensboro	3 0
68 H	Col. of Charleston	0 3	183 A	Chattanooga	2 3	287 A	Citadel	3 0	287 A	Citadel	3 0
287 H	Citadel	3 0	248 A	East Tenn. St.	3 0	248 A	East Tenn. St.	3 0	287 H	Citadel	3 0
218 A	Western Caro.	3 2	271 A	Wofford	3 1	271 A	Wofford	3 1	287 H	Citadel	3 0

Non-Div. I Games:

Appalachian St.

Average RPI Win:	128	WON-LOST RECORD	WINNING PCT. RANK	LAST 10 GAMES	STRENGTH OF SCHEDULE	OPP. STRENGTH OF SCHEDULE	TEAM RPI	ADJ RPI	CONF. RPI	ADJ CONF. RPI	
DIV. I ONLY		3- 24	.11111 303	0- 10	33	16	196	.452 193	1	1	
DIV. I NON-CONF.		3- 6	.33333 228	0- 0	81	111	159	.48312 162	1	1	
<hr/>											
TOTALS	RPI 1-25	RPI 26-50		W-L RECORDS	RPI 51-100		RPI 101-150		RPI 150+		
3- 24	0- 10	0- 4		OVERALL	1- 0		1- 6		1- 4		
0- 9	0- 5	0- 1		HOME	0- 0		0- 2		0- 1		
0- 13	0- 5	0- 3		AWAY	0- 0		0- 2		0- 3		
3- 2	0- 0	0- 0		NEUTRAL	1- 0		1- 2		1- 0		
<hr/>											
3- 6	0- 0	0- 2		NON-CONFERENCE	1- 0		1- 2		1- 2		
0- 0	0- 0	0- 0		HOME	0- 0		0- 0		0- 0		
0- 4	0- 0	0- 2		AWAY	0- 0		0- 0		0- 2		
3- 2	0- 0	0- 0		NEUTRAL	1- 0		1- 2		1- 0		
<hr/>											
0- 18	0- 10	0- 2		CONFERENCE	0- 0		0- 4		0- 2		
0- 9	0- 5	0- 1		HOME	0- 0		0- 2		0- 1		
0- 9	0- 5	0- 1		AWAY	0- 0		0- 2		0- 1		
0- 0	0- 0	0- 0		NEUTRAL	0- 0		0- 0		0- 0		
<hr/>											
RPI S	Opponent	Score	RPI S	Opponent	Score	RPI S	Opponent	Score	RPI S	Opponent	Score
1 A	Southern California	0 3	30 A	Arizona	0 3	69 N	Temple	3 1	102 N	Ga. Southern	0 3
1 H	Southern California	0 3	30 H	Arizona	0 3				111 A	Arizona St.	0 3
10 A	Stanford	0 3	37 A	Colorado	0 3				111 H	Arizona St.	1 3
10 H	Stanford	0 3	48 A	North Carolina	0 3				114 A	Oregon St.	0 3
12 A	California	0 3							114 H	Oregon St.	1 3
12 H	California	0 3							129 N	Rutgers	2 3
13 A	UCLA	0 3							132 N	Villanova	3 0
13 H	UCLA	1 3							163 A	Washington St.	0 3
25 A	Washington	0 3							163 H	Washington St.	0 3
25 H	Washington	0 3							182 A	James Madison	2 3
									182 N	James Madison	3 1
									205 A	Portland	1 3
<hr/>											
LAST 10 GAMES											
12 A California					0 3	163 A Washington St.					0 3
10 A Stanford					0 3	114 H Oregon St.					1 3
111 H Arizona St.					1 3	1 H Southern California					0 3
30 H Arizona					0 3	13 H UCLA					1 3
25 A Washington					0 3	111 A Arizona St.					0 3

Non-Div. I Games:

Oregon

U
M
B
C

UMBC

Average RPI Win:		167	WON-LOST	WINNING	LAST 10	STRENGTH OF		OPP. STRENGTH	TEAM	ADJ	CONF.	ADJ CONF.
Average RPI Loss:		110	RECORD	PCT. RANK	GAMES	SCHEDULE		OF SCHEDULE	RPI	RPI	RPI	RPI
DIV. I ONLY			6- 21	.22222	274	3- 7		66	123	199	.44477	195
DIV. I NON-CONF.			4- 11	.26667	253	1- 1		95	133	192	.45444	192
TOTALS			RPI 1-25	RPI 26-50		W-L RECORDS		RPI 51-100		RPI 101-150		RPI 150+
6- 21	0- 2		0- 3	OVERALL		2- 3		0- 7		4- 6		
3- 8	0- 1		0- 0	HOME		1- 2		0- 4		2- 1		
2- 10	0- 1		0- 3	AWAY		0- 0		0- 3		2- 3		
1- 3	0- 0		0- 0	NEUTRAL		1- 1		0- 0		0- 2		
4- 11	0- 0		0- 2	NON-CONFERENCE		1- 3		0- 3		3- 3		
1- 4	0- 0		0- 0	HOME		0- 2		0- 2		1- 0		
2- 4	0- 0		0- 2	AWAY		0- 0		0- 1		2- 1		
1- 3	0- 0		0- 0	NEUTRAL		1- 1		0- 0		0- 2		
2- 10	0- 2		0- 1	CONFERENCE		1- 0		0- 4		1- 3		
2- 4	0- 1		0- 0	HOME		1- 0		0- 2		1- 1		
0- 6	0- 1		0- 1	AWAY		0- 0		0- 2		0- 2		
0- 0	0- 0		0- 0	NEUTRAL		0- 0		0- 0		0- 0		
RPI S	Opponent	Score	RPI S	Opponent	Score	RPI S	Opponent	Score	RPI S	Opponent	Score	
17 H	Notre Dame	0 3	27 A	Loyola Marymount	0 3	70 N	Sacramento St.	3 0	113 H	St. John's (N.Y.)	0 3	
20 A	Pittsburgh	0 3	40 A	UC Irvine	0 3	82 H	Towson	2 3	116 H	Morehead St.	2 3	
			49 A	Miami (Fla.)	0 3	87 N	Murray St.	2 3	118 A	Robert Morris	0 3	
						91 H	Wright St.	0 3	129 H	Rutgers	2 3	
						94 H	Connecticut	3 1	132 A	Villanova	1 3	
									140 H	Marshall	2 3	
									144 A	Boston College	2 3	
									151 N	Iowa St.	0 3	
									156 A	Virginia Tech	0 3	
									157 N	UNLV	0 3	
									164 H	Syracuse	0 3	
									170 H	Seton Hall	3 1	
									172 H	Duquesne	3 1	
									185 A	Georgetown	1 3	
									196 A	Bowling Green	0 3	
									206 A	Youngstown St.	3 2	
									288 A	Providence	3 0	
			LAST 10 GAMES									
			164 H	Syracuse	0 3	170 H	Seton Hall	3 1				
			17 H	Notre Dame	0 3	129 H	Rutgers	2 3				
			20 A	Pittsburgh	0 3	118 A	Robert Morris	0 3				
			156 A	Virginia Tech	0 3	206 A	Youngstown St.	3 2				
			49 A	Miami (Fla.)	0 3	94 H	Connecticut	3 1				

Non-Div. I Games:

West Virginia

Average RPI Win: 180		WON-LOST RECORD		WINNING PCT. RANK		LAST 10 GAMES		STRENGTH OF SCHEDULE		OPP. STRENGTH OF SCHEDULE		TEAM RPI		ADJ RPI		CONF. RPI		ADJ CONF. RPI	
DIV. I ONLY		12- 19		.3871 202		1- 9		202		156		208		.44389 196		12		12	
DIV. I NON-CONF.		8- 6		.57143 120		0- 0		260		243		205		.449 201		9		9	
TOTALS		RPI 1-25		RPI 26-50		W-L RECORDS		RPI 51-100		RPI 101-150		RPI 150+							
12- 19		0- 0		0- 1		OVERALL		1- 9		1- 6		9- 3							
7- 7		0- 0		0- 0		HOME		1- 5		1- 2		5- 0							
2- 11		0- 0		0- 1		AWAY		0- 4		0- 4		2- 2							
2- 1		0- 0		0- 0		NEUTRAL		0- 0		0- 0		2- 1							
8- 6		0- 0		0- 0		NON-CONFERENCE		0- 2		1- 2		6- 2							
4- 2		0- 0		0- 0		HOME		0- 2		1- 0		3- 0							
1- 3		0- 0		0- 0		AWAY		0- 0		0- 2		1- 1							
2- 1		0- 0		0- 0		NEUTRAL		0- 0		0- 0		2- 1							
4- 13		0- 0		0- 1		CONFERENCE		1- 7		0- 4		3- 1							
3- 5		0- 0		0- 0		HOME		1- 3		0- 2		2- 0							
1- 8		0- 0		0- 1		AWAY		0- 4		0- 2		1- 1							
0- 0		0- 0		0- 0		NEUTRAL		0- 0		0- 0		0- 0							
RPI S	Opponent	Score		RPI S	Opponent	Score		RPI S	Opponent	Score		RPI S	Opponent	Score					
				28 A	Ohio	0 3		65 H	Ball St.	0 3		109 A	Ohio St.	0 3					
								79 A	Northern Ill.	0 3		110 H	Valparaiso	3 2					
								79 H	Northern Ill.	3 1		112 A	Central Mich.	0 3					
								85 H	Akron	2 3		112 H	Central Mich.	1 3					
								87 H	Murray St.	0 3		134 H	Kent St.	1 3					
								88 A	Western Mich.	1 3		137 A	Cleveland St.	1 3					
								88 H	Western Mich.	2 3		140 A	Marshall	1 3					
								98 A	Eastern Mich.	1 3		151 H	Iowa St.	3 2					
								98 A	Eastern Mich.	1 3		176 H	Miami (Ohio)	3 1					
								100 H	IPFW	1 3		178 A	Toledo	3 2					
												178 H	Toledo	3 1					
												186 A	Buffalo	2 3					
												188 A	Bradley	3 2					
												194 N	UMBC	1 3					
												195 H	West Virginia	3 0					
												205 N	Portland	3 2					
												249 A	Boise St.	1 3					
												258 N	Eastern Ill.	3 0					
												264 H	Oakland	3 0					
LAST 10 GAMES																			
				98 A	Eastern Mich.	1 3		176 H	Miami (Ohio)	3 1									
				79 A	Northern Ill.	0 3		140 A	Marshall	1 3									
				88 A	Western Mich.	1 3		28 A	Ohio	0 3									
				85 H	Akron	2 3		112 A	Central Mich.	0 3									
				65 H	Ball St.	0 3		98 A	Eastern Mich.	1 3									

Non-Div. I Games: Utah Valley 3 1

Bowling Green

Average RPI Win:	264	WON-LOST RECORD	WINNING PCT. RANK	LAST 10 GAMES	STRENGTH OF SCHEDULE	OPP. STRENGTH OF SCHEDULE	TEAM RPI	ADJ RPI	CONF. RPI	ADJ CONF. RPI	
Average RPI Loss:	106										
DIV. I ONLY		13- 16	.44828 175	3- 7	214	210	203	.44388 197	27	27	
DIV. I NON-CONF.		5- 11	.3125 239	0- 2	150	88	207	.44959 198	28	27	
<hr/>											
TOTALS	RPI 1-25	RPI 26-50		W-L RECORDS	RPI 51-100		RPI 101-150		RPI 150+		
13- 16	0- 2	0- 2		OVERALL	0- 5		1- 4		12- 3		
4- 7	0- 1	0- 1		HOME	0- 1		0- 3		4- 1		
6- 5	0- 0	0- 0		AWAY	0- 3		1- 1		5- 1		
3- 4	0- 1	0- 1		NEUTRAL	0- 1		0- 0		3- 1		
<hr/>											
5- 11	0- 2	0- 2		NON-CONFERENCE	0- 3		1- 3		4- 1		
1- 4	0- 1	0- 1		HOME	0- 0		0- 2		1- 0		
2- 3	0- 0	0- 0		AWAY	0- 2		1- 1		1- 0		
2- 4	0- 1	0- 1		NEUTRAL	0- 1		0- 0		2- 1		
<hr/>											
8- 5	0- 0	0- 0		CONFERENCE	0- 2		0- 1		8- 2		
3- 3	0- 0	0- 0		HOME	0- 1		0- 1		3- 1		
4- 2	0- 0	0- 0		AWAY	0- 1		0- 0		4- 1		
1- 0	0- 0	0- 0		NEUTRAL	0- 0		0- 0		1- 0		
<hr/>											
RPI S	Opponent	Score	RPI S	Opponent	Score	RPI S	Opponent	Score	RPI S	Opponent	Score
6 N	Kansas St.	1 3	32 N	Michigan	1 3	62 A	Florida St.	0 3	120 H	Georgia St.	1 3
18 H	Maryland	0 3	49 H	Miami (Fla.)	0 3	72 A	UCF	1 3	127 H	South Fla.	1 3
						72 H	UCF	0 3	139 A	Coastal Caro.	3 0
						75 N	Clemson	1 3	143 A	Florida Int'l	0 3
						94 A	Connecticut	1 3	143 H	Florida Int'l	0 3
						194 N UMBC 1 3					
						204 N Maine 3 0					
						207 A Jacksonville 2 3					
						226 A Troy St. 3 1					
						271 N Wofford 3 0					
						274 H Mercer 2 3					
						274 N Mercer 3 0					
						277 A Stetson 3 0					
						277 H Stetson 3 0					
						287 H Citadel 3 0					
						289 A Belmont 3 1					
						291 H Gardner-Webb 3 0					
						292 A Lipscomb 3 2					
						299 A Alabama St. 3 0					
						302 H Campbell 3 0					
			LAST 10 GAMES								
			72 A UCF 1 3			120 H Georgia St. 1 3					
			274 N Mercer 3 0			274 H Mercer 2 3					
			143 A Florida Int'l 0 3			49 H Miami (Fla.) 0 3					
			207 A Jacksonville 2 3			72 H UCF 0 3					
			277 A Stetson 3 0			291 H Gardner-Webb 3 0					

Non-Div. I Games:

Fla. Atlantic

Average RPI Win:		238	WON-LOST RECORD		WINNING PCT. RANK		LAST 10 GAMES		STRENGTH OF SCHEDULE		OPP. STRENGTH OF SCHEDULE		TEAM RPI		ADJ RPI		CONF. RPI		ADJ CONF. RPI	
Average RPI Loss:		147																		
DIV. I ONLY			16- 15		.51613 146		4- 6		224		226		188		.44358 198		15		17	
DIV. I NON-CONF.			11- 6		.64706 91		1- 0		277		290		197		.43926 212		18		18	
TOTALS		RPI 1-25		RPI 26-50		W-L RECORDS		RPI 51-100		RPI 101-150		RPI 150+								
16- 15		0- 0		0- 0		OVERALL		0- 4		2- 3		14- 8								
6- 5		0- 0		0- 0		HOME		0- 2		1- 1		5- 2								
5- 9		0- 0		0- 0		AWAY		0- 2		0- 2		5- 5								
5- 1		0- 0		0- 0		NEUTRAL		0- 0		1- 0		4- 1								
11- 6		0- 0		0- 0		NON-CONFERENCE		0- 0		1- 0		10- 6								
2- 2		0- 0		0- 0		HOME		0- 0		0- 0		2- 2								
4- 3		0- 0		0- 0		AWAY		0- 0		0- 0		4- 3								
5- 1		0- 0		0- 0		NEUTRAL		0- 0		1- 0		4- 1								
5- 9		0- 0		0- 0		CONFERENCE		0- 4		1- 3		4- 2								
4- 3		0- 0		0- 0		HOME		0- 2		1- 1		3- 0								
1- 6		0- 0		0- 0		AWAY		0- 2		0- 2		1- 2								
0- 0		0- 0		0- 0		NEUTRAL		0- 0		0- 0		0- 0								
RPI	S	Opponent	Score	RPI	S	Opponent	Score	RPI	S	Opponent	Score	RPI	S	Opponent	Score					
								60	A	Northeastern	0	3	104	A	Albany (N.Y.)	0	3			
								60	H	Northeastern	2	3	104	H	Albany (N.Y.)	1	3			
								74	A	New Hampshire	0	3	105	A	Stony Brook	1	3			
								74	H	New Hampshire	2	3	105	H	Stony Brook	3	1			
													147	N	Winthrop	3	1			
													164	A	Syracuse	1	3			
													184	A	Central Conn. St.	2	3			
													194	A	UMBC	2	3			
													194	H	UMBC	3	0			
													204	A	Maine	3	1			
													204	H	Maine	3	0			
													206	H	Youngstown St.	1	3			
													214	A	Canisius	1	3			
													214	H	Canisius	1	3			
													224	N	Iona	0	3			
													229	A	Hartford	2	3			
													229	H	Hartford	3	0			
													250	N	St. Francis (Pa.)	3	1			
													262	A	Niagara	3	2			
													265	A	Colgate	3	0			
													265	N	Colgate	3	0			
													269	A	Columbia	3	1			
													270	A	Marist	3	1			
													283	N	Rider	3	0			
													286	H	Siena	3	0			
													286	N	Siena	3	0			
													294	H	Quinnipiac	3	0			
LAST 10 GAMES																				
								105	A	Stony Brook	1	3	60	H	Northeastern	2	3			
								229	A	Hartford	2	3	104	H	Albany (N.Y.)	1	3			
								286	H	Siena	3	0	194	H	UMBC	3	0			
								204	H	Maine	3	0	74	A	New Hampshire	0	3			
								74	H	New Hampshire	2	3	204	A	Maine	3	1			

Non-Div. I Games:

Binghamton

Average RPI Win:		222	WON-LOST RECORD		WINNING PCT. RANK	LAST 10 GAMES		STRENGTH OF SCHEDULE		OPP. STRENGTH OF SCHEDULE	TEAM RPI	ADJ RPI	CONF. RPI	ADJ CONF. RPI	
DIV. I ONLY			4- 25	.13793	297	1- 9		40		95	206	.44301	199	7	7
DIV. I NON-CONF.			3- 11	.21429	265	0- 1		78		123	196	.45623	190	7	7
TOTALS		RPI 1-25	RPI 26-50		W-L RECORDS		RPI 51-100		RPI 101-150		RPI 150+				
4- 25		0- 3	0- 9		OVERALL		0- 3		0- 3		4- 7				
4- 10		0- 1	0- 4		HOME		0- 2		0- 1		4- 2				
0- 10		0- 1	0- 4		AWAY		0- 1		0- 0		0- 4				
0- 5		0- 1	0- 1		NEUTRAL		0- 0		0- 2		0- 1				
3- 11		0- 0	0- 5		NON-CONFERENCE		0- 1		0- 3		3- 2				
3- 4		0- 0	0- 2		HOME		0- 1		0- 1		3- 0				
0- 3		0- 0	0- 2		AWAY		0- 0		0- 0		0- 1				
0- 4		0- 0	0- 1		NEUTRAL		0- 0		0- 2		0- 1				
1- 14		0- 3	0- 4		CONFERENCE		0- 2		0- 0		1- 5				
1- 6		0- 1	0- 2		HOME		0- 1		0- 0		1- 2				
0- 7		0- 1	0- 2		AWAY		0- 1		0- 0		0- 3				
0- 1		0- 1	0- 0		NEUTRAL		0- 0		0- 0		0- 0				
RPI	S	Opponent	Score	RPI	S	Opponent	Score	RPI	S	Opponent	Score	RPI	S	Opponent	Score
11	A	Colorado St.	0 3	27	N	Loyola Marymount	0 3	70	H	Sacramento St.	1 3	103	N	Cal Poly	0 3
11	H	Colorado St.	0 3	28	H	Ohio	1 3	77	A	San Diego St.	0 3	119	N	Idaho St.	1 3
11	N	Colorado St.	1 3	33	A	New Mexico St.	2 3	77	H	San Diego St.	0 3	121	H	Kentucky	0 3
				33	H	New Mexico St.	0 3					153	A	Air Force	0 3
				34	A	Brigham Young	0 3					153	H	Air Force	0 3
				34	H	Brigham Young	0 3					157	A	UNLV	0 3
				39	A	Utah	0 3					157	H	UNLV	3 1
				39	H	Utah	0 3					163	A	Washington St.	0 3
				45	A	Fresno St.	0 3					173	A	Wyoming	1 3
												173	H	Wyoming	0 3
												190	N	St. Louis	1 3
												206	H	Youngstown St.	3 2
												230	H	Delaware	3 0
												293	H	Alcorn St.	3 1
				LAST 10 GAMES											
				11	N	Colorado St.	1 3	39	A	Utah	0 3				
				11	A	Colorado St.	0 3	34	A	Brigham Young	0 3				
				173	A	Wyoming	1 3	153	H	Air Force	0 3				
				77	H	San Diego St.	0 3	33	A	New Mexico St.	2 3				
				157	H	UNLV	3 1	173	H	Wyoming	0 3				

Non-Div. I Games:

New Mexico

Iowa				Through Games Of Dec. 21, 2003											
Average RPI Win:		201	WON-LOST	WINNING	LAST 10	STRENGTH OF	OPP. STRENGTH	TEAM	ADJ	CONF.	ADJ CONF.				
Average RPI Loss:		67	RECORD	PCT. RANK	GAMES	SCHEDULE	OF SCHEDULE	RPI	RPI	RPI	RPI				
DIV. I ONLY			6- 24	.2 281	1- 9	121	35	218	.44148	200	2	2			
DIV. I NON-CONF.			5- 5	.5 153	0- 0	258	163	214	.44236	209	2	2			
<hr/>															
TOTALS		RPI 1-25	RPI 26-50		W-L RECORDS		RPI 51-100		RPI 101-150		RPI 150+				
6- 24		0- 7	0- 6		OVERALL		0- 2		2- 7		4- 2				
1- 10		0- 4	0- 3		HOME		0- 1		1- 2		0- 0				
1- 12		0- 3	0- 3		AWAY		0- 1		0- 3		1- 2				
4- 2		0- 0	0- 0		NEUTRAL		0- 0		1- 2		3- 0				
5- 5		0- 1	0- 0		NON-CONFERENCE		0- 0		1- 2		4- 2				
0- 1		0- 1	0- 0		HOME		0- 0		0- 0		0- 0				
1- 2		0- 0	0- 0		AWAY		0- 0		0- 0		1- 2				
4- 2		0- 0	0- 0		NEUTRAL		0- 0		1- 2		3- 0				
1- 19		0- 6	0- 6		CONFERENCE		0- 2		1- 5		0- 0				
1- 9		0- 3	0- 3		HOME		0- 1		1- 2		0- 0				
0- 10		0- 3	0- 3		AWAY		0- 1		0- 3		0- 0				
0- 0		0- 0	0- 0		NEUTRAL		0- 0		0- 0		0- 0				
<hr/>															
RPI	S	Opponent	Score	RPI	S	Opponent	Score	RPI	S	Opponent	Score	RPI	S	Opponent	Score
8	A	Penn St.	0 <div>3</div>	26	A	Michigan St.	0 <div>3</div>	63	A	Northwestern	0 <div>3</div>	109	A	Ohio St.	0 <div>3</div>
8	H	Penn St.	1 <div>3</div>	26	H	Michigan St.	1 <div>3</div>	63	H	Northwestern	0 <div>3</div>	109	H	Ohio St.	0 <div>3</div>
9	A	Minnesota	0 <div>3</div>	32	A	Michigan	0 <div>3</div>					115	A	Indiana	0 <div>3</div>
9	H	Minnesota	0 <div>3</div>	32	H	Michigan	0 <div>3</div>					115	H	Indiana	1 <div>3</div>
14	A	Illinois	0 <div>3</div>	36	A	Wisconsin	0 <div>3</div>					117	A	Purdue	0 <div>3</div>
14	H	Illinois	0 <div>3</div>	36	H	Wisconsin	0 <div>3</div>					117	H	Purdue	3 2
22	H	Northern Iowa	0 <div>3</div>									121	N	Kentucky	2 <div>3</div>
												122	N	Denver	2 <div>3</div>
												142	N	Duke	3 2
												151	A	Iowa St.	1 <div>3</div>
												203	N	Austin Peay	3 1
												221	N	North Carolina St.	3 0
												245	A	Southern Ill.	3 2
												253	A	Drake	0 <div>3</div>
												275	N	Western Ill.	3 0
<hr/>															
				LAST 10 GAMES											
				8	H	Penn St.	1 <div>3</div>	115	H	Indiana	1 <div>3</div>				
				109	H	Ohio St.	0 <div>3</div>	14	A	Illinois	0 <div>3</div>				
				26	A	Michigan St.	0 <div>3</div>	63	A	Northwestern	0 <div>3</div>				
				32	A	Michigan	0 <div>3</div>	36	H	Wisconsin	0 <div>3</div>				
				117	H	Purdue	3 2	9	A	Minnesota	0 <div>3</div>				

Non-Div. I Games:

Iowa

Average RPI Win: 265		WON-LOST RECORD	WINNING PCT. RANK	LAST 10 GAMES	STRENGTH OF SCHEDULE	OPP. STRENGTH OF SCHEDULE	TEAM RPI	ADJ RPI	CONF. RPI	ADJ CONF. RPI	
Average RPI Loss: 144											
DIV. I ONLY		16- 13	.55172 128	6- 4	258	262	194	.44145 201	26	26	
DIV. I NON-CONF.		4- 9	.30769 241	0- 1	259	203	263	.37836 262	29	28	
<hr/>											
TOTALS		RPI 1-25	RPI 26-50		W-L RECORDS		RPI 51-100		RPI 101-150		RPI 150+
16- 13		0- 0	0- 0		OVERALL		0- 5		0- 2		16- 6
8- 4		0- 0	0- 0		HOME		0- 1		0- 1		8- 2
7- 6		0- 0	0- 0		AWAY		0- 3		0- 0		7- 3
1- 3		0- 0	0- 0		NEUTRAL		0- 1		0- 1		1- 1
4- 9		0- 0	0- 0		NON-CONFERENCE		0- 2		0- 2		4- 5
2- 3		0- 0	0- 0		HOME		0- 0		0- 1		2- 2
2- 3		0- 0	0- 0		AWAY		0- 1		0- 0		2- 2
0- 3		0- 0	0- 0		NEUTRAL		0- 1		0- 1		0- 1
12- 4		0- 0	0- 0		CONFERENCE		0- 3		0- 0		12- 1
6- 1		0- 0	0- 0		HOME		0- 1		0- 0		6- 0
5- 3		0- 0	0- 0		AWAY		0- 2		0- 0		5- 1
1- 0		0- 0	0- 0		NEUTRAL		0- 0		0- 0		1- 0
RPI S	Opponent	Score	RPI S	Opponent	Score	RPI S	Opponent	Score	RPI S	Opponent	Score
						55 A	Pennsylvania	2 3	105 H	Stony Brook	2 3
						61 A	American	0 3	110 N	Valparaiso	0 3
						61 A	American	0 3	180 A	Cal St. Fullerton	0 3
						61 H	American	1 3	186 H	Buffalo	0 3
						90 N	Nevada	0 3	222 H	Dartmouth	2 3
									223 N	Fordham	2 3
									235 A	Lehigh	3 0
									235 H	Lehigh	3 0
									235 N	Lehigh	3 0
									241 A	Army	3 1
									241 H	Army	3 0
									250 A	St. Francis (Pa.)	3 0
									250 A	St. Francis (Pa.)	2 3
									255 A	Navy	3 2
									255 H	Navy	3 0
									265 A	Colgate	1 3
									265 H	Colgate	3 1
									276 A	Loyola (Md.)	3 1
									279 H	Howard	3 0
									282 A	Holy Cross	3 2
									282 H	Holy Cross	3 0
									298 H	Fairleigh Dickinson	3 1
									304 A	Lafayette	3 0
									304 H	Lafayette	3 0
LAST 10 GAMES											
			61 A	American	0 3	255 H	Navy	3 0	304 A	Lafayette	3 0
			235 N	Lehigh	3 0	235 A	Lehigh	3 0	304 H	Lafayette	3 0
			265 A	Colgate	1 3	304 A	Lafayette	3 0			
			250 A	St. Francis (Pa.)	2 3	241 A	Army	3 1			
			61 H	American	1 3	282 A	Holy Cross	3 2			

Non-Div. I Games:

Bucknell

I
U
P
U
I

IUPUI

Average RPI Win:	232	WON-LOST RECORD	WINNING PCT. RANK	LAST 10 GAMES	STRENGTH OF SCHEDULE	OPP. STRENGTH OF SCHEDULE	TEAM RPI	ADJ RPI	CONF. RPI	ADJ CONF. RPI	
Average RPI Loss:	144										
DIV. I ONLY		16- 16	.5 156	5- 5	253	211	200	.44033	203	22	22
DIV. I NON-CONF.		4- 9	.30769 241	0- 2	265	179	264	.3842	256	22	22
<hr/>											
TOTALS	RPI 1-25	RPI 26-50		W-L RECORDS	RPI 51-100		RPI 101-150		RPI 150+		
16- 16	0- 0	0- 0		OVERALL	0- 4		3- 7		13- 5		
8- 3	0- 0	0- 0		HOME	0- 1		2- 0		6- 2		
6- 8	0- 0	0- 0		AWAY	0- 1		0- 6		6- 1		
2- 5	0- 0	0- 0		NEUTRAL	0- 2		1- 1		1- 2		
4- 9	0- 0	0- 0		NON-CONFERENCE	0- 3		0- 3		4- 3		
2- 1	0- 0	0- 0		HOME	0- 0		0- 0		2- 1		
2- 3	0- 0	0- 0		AWAY	0- 1		0- 2		2- 0		
0- 5	0- 0	0- 0		NEUTRAL	0- 2		0- 1		0- 2		
12- 7	0- 0	0- 0		CONFERENCE	0- 1		3- 4		9- 2		
6- 2	0- 0	0- 0		HOME	0- 1		2- 0		4- 1		
4- 5	0- 0	0- 0		AWAY	0- 0		0- 4		4- 1		
2- 0	0- 0	0- 0		NEUTRAL	0- 0		1- 0		1- 0		
<hr/>											
RPI S	Opponent	Score	RPI S	Opponent	Score	RPI S	Opponent	Score	RPI S	Opponent	Score
						52 A	Western Ky.	0 3	115 A	Indiana	1 3
						52 N	Western Ky.	0 3	116 A	Morehead St.	1 3
						78 N	Southern Miss.	1 3	116 A	Morehead St.	1 3
						87 H	Murray St.	1 3	122 N	Denver	0 3
									136 A	Eastern Ky.	0 3
									136 H	Eastern Ky.	3 2
									136 N	Eastern Ky.	3 0
									141 A	Jacksonville St.	1 3
									141 H	Jacksonville St.	3 0
									146 A	Middle Tenn.	1 3
									190 N	St. Louis	1 3
									200 N	Iowa	1 3
									211 A	Tennessee Tech	3 2
									211 H	Tennessee Tech	3 1
									227 A	Southeast Mo. St.	3 1
									227 H	Southeast Mo. St.	3 0
									239 A	Samford	3 0
									239 H	Samford	2 3
									245 A	Southern Ill.	3 1
									258 A	Eastern Ill.	1 3
									258 H	Eastern Ill.	3 0
									259 H	Evansville	2 3
									261 A	Mississippi St.	3 0
									268 H	Tenn.-Martin	3 0
									268 N	Tenn.-Martin	3 0
									289 H	Belmont	3 1
									292 H	Lipscomb	3 0
			LAST 10 GAMES								
			116 A	Morehead St.	1 3	239 A	Samford	3 0			
			136 N	Eastern Ky.	3 0	146 A	Middle Tenn.	1 3			
			136 H	Eastern Ky.	3 2	87 H	Murray St.	1 3			
			211 H	Tennessee Tech	3 1	268 H	Tenn.-Martin	3 0			
			141 A	Jacksonville St.	1 3	52 A	Western Ky.	0 3			

Non-Div. I Games:

Austin Peay

RPI	S	Opponent	Score	
296	A	Tennessee St.	3	0

Austin Peay

A
u
s
t
i
n
P
e
a
y

A
u
s
t
i
n
P
e
a
y

Average RPI Win:		221	WON-LOST RECORD		WINNING PCT. RANK		LAST 10 GAMES		STRENGTH OF SCHEDULE		OPP. STRENGTH OF SCHEDULE		TEAM RPI		ADJ RPI		CONF. RPI		ADJ CONF. RPI	
DIV. I ONLY			11- 18		.37931 205		1- 9		208		119		209		.43781 205		4		4	
DIV. I NON-CONF.			10- 5		.66667 79		0- 1		304		242		220		.43485 219		5		5	
TOTALS		RPI 1-25		RPI 26-50		W-L RECORDS		RPI 51-100		RPI 101-150		RPI 150+								
11- 18		0- 4		0- 6		OVERALL		0- 3		0- 1		10- 4								
7- 7		0- 2		0- 3		HOME		0- 1		0- 0		7- 1								
2- 9		0- 2		0- 3		AWAY		0- 1		0- 1		2- 2								
1- 2		0- 0		0- 0		NEUTRAL		0- 1		0- 0		1- 1								
10- 5		0- 0		0- 0		NON-CONFERENCE		0- 1		0- 1		9- 3								
6- 1		0- 0		0- 0		HOME		0- 0		0- 0		6- 1								
2- 2		0- 0		0- 0		AWAY		0- 0		0- 1		2- 1								
1- 2		0- 0		0- 0		NEUTRAL		0- 1		0- 0		1- 1								
1- 13		0- 4		0- 6		CONFERENCE		0- 2		0- 0		1- 1								
1- 6		0- 2		0- 3		HOME		0- 1		0- 0		1- 0								
0- 7		0- 2		0- 3		AWAY		0- 1		0- 0		0- 1								
0- 0		0- 0		0- 0		NEUTRAL		0- 0		0- 0		0- 0								
RPI	S	Opponent		Score		RPI	S	Opponent		Score		RPI	S	Opponent		Score				
5	A	Pepperdine		0 3		27	A	Loyola Marymount		0 3		53	A	San Francisco		0 3				
5	H	Pepperdine		0 3		27	H	Loyola Marymount		0 3		53	H	San Francisco		1 3				
24	A	Santa Clara		0 3		41	A	San Diego		1 3		95	N	Ark.-Little Rock		0 3				
24	H	Santa Clara		0 3		41	H	San Diego		0 3										
						50	A	St. Mary's (Cal.)		0 3										
						50	H	St. Mary's (Cal.)		1 3										
						LAST 10 GAMES														
						225	A	Gonzaga		1 3		41	A	San Diego		1 3				
						27	A	Loyola Marymount		0 3		24	A	Santa Clara		0 3				
						5	A	Pepperdine		0 3		225	H	Gonzaga		3 2				
						53	H	San Francisco		1 3		191	A	Portland St.		0 3				
						50	H	St. Mary's (Cal.)		1 3		5	H	Pepperdine		0 3				

Non-Div. I Games: Utah Valley 3 1

Portland

Average RPI Win:	213	WON-LOST	WINNING	LAST 10	STRENGTH OF	OPP. STRENGTH	TEAM	ADJ	CONF.	ADJ CONF.	
Average RPI Loss:	115	RECORD	PCT. RANK	GAMES	SCHEDULE	OF SCHEDULE	RPI	RPI	RPI	RPI	
DIV. I ONLY		10- 19	.34483 222	2- 8	162	153	204	.43754 206	8	8	
DIV. I NON-CONF.		9- 5	.64286 94	2- 0	225	244	154	.47475 171	10	11	
<hr/>											
TOTALS	RPI 1-25	RPI 26-50		W-L RECORDS	RPI 51-100		RPI 101-150		RPI 150+		
10- 19	0- 0	0- 2		OVERALL	0- 9		2- 2		8- 6		
2- 7	0- 0	0- 1		HOME	0- 4		1- 1		1- 1		
4- 8	0- 0	0- 1		AWAY	0- 4		0- 1		4- 2		
4- 4	0- 0	0- 0		NEUTRAL	0- 1		1- 0		3- 3		
<hr/>											
9- 5	0- 0	0- 0		NON-CONFERENCE	0- 0		2- 0		7- 5		
1- 1	0- 0	0- 0		HOME	0- 0		1- 0		0- 1		
4- 1	0- 0	0- 0		AWAY	0- 0		0- 0		4- 1		
4- 3	0- 0	0- 0		NEUTRAL	0- 0		1- 0		3- 3		
<hr/>											
1- 14	0- 0	0- 2		CONFERENCE	0- 9		0- 2		1- 1		
1- 6	0- 0	0- 1		HOME	0- 4		0- 1		1- 0		
0- 7	0- 0	0- 1		AWAY	0- 4		0- 1		0- 1		
0- 1	0- 0	0- 0		NEUTRAL	0- 1		0- 0		0- 0		
<hr/>											
RPI S	Opponent	Score	RPI S	Opponent	Score	RPI S	Opponent	Score	RPI S	Opponent	Score
			43 A	Wis.-Milwaukee	1 3	54 A	Butler	0 3	104 N	Albany (N.Y.)	3 0
			43 H	Wis.-Milwaukee	0 3	54 H	Butler	1 3	118 H	Robert Morris	3 2
						58 A	Wis.-Green Bay	0 3	137 A	Cleveland St.	0 3
						58 H	Wis.-Green Bay	0 3	137 H	Cleveland St.	1 3
						91 A	Wright St.	2 3	164 N	Syracuse	0 3
						91 H	Wright St.	1 3	170 N	Seton Hall	0 3
						91 N	Wright St.	0 3	179 A	Ill.-Chicago	0 3
						93 A	Loyola (Ill.)	0 3	179 H	Ill.-Chicago	3 2
						93 H	Loyola (Ill.)	0 3	195 H	West Virginia	2 3
									198 A	Binghamton	3 1
									199 A	New Mexico	2 3
									214 A	Canisius	3 1
									214 N	Canisius	3 1
									230 N	Delaware	1 3
									250 A	St. Francis (Pa.)	3 0
									262 A	Niagara	3 1
									293 N	Alcorn St.	3 0
									294 N	Quinnipiac	3 0
<hr/>											
LAST 10 GAMES											
			91 N	Wright St.	0 3	179 A	Ill.-Chicago	0 3			
			137 H	Cleveland St.	1 3	93 A	Loyola (Ill.)	0 3			
			118 H	Robert Morris	3 2	250 A	St. Francis (Pa.)	3 0			
			91 H	Wright St.	1 3	58 H	Wis.-Green Bay	0 3			
			54 H	Butler	1 3	43 H	Wis.-Milwaukee	0 3			

Non-Div. I Games:

Youngstown St.

Average RPI Win:	269	WON-LOST RECORD	WINNING PCT. RANK	LAST 10 GAMES	STRENGTH OF SCHEDULE	OPP. STRENGTH OF SCHEDULE	TEAM RPI	ADJ RPI	CONF. RPI	ADJ CONF. RPI		
DIV. I ONLY		15- 13	.53571	136	6- 4	269	249	207	.43732	207	27	27
DIV. I NON-CONF.		6- 10	.375	215	2- 1	223	191	232	.41862	231	28	27
<hr/>												
TOTALS	RPI 1-25	RPI 26-50		W-L RECORDS		RPI 51-100		RPI 101-150		RPI 150+		
15- 13	0- 0	0- 2		OVERALL		0- 2		0- 5		15- 4		
8- 8	0- 0	0- 1		HOME		0- 1		0- 3		8- 3		
6- 2	0- 0	0- 0		AWAY		0- 1		0- 1		6- 0		
1- 3	0- 0	0- 1		NEUTRAL		0- 0		0- 1		1- 1		
<hr/>												
6- 10	0- 0	0- 2		NON-CONFERENCE		0- 1		0- 4		6- 3		
3- 7	0- 0	0- 1		HOME		0- 0		0- 3		3- 3		
2- 1	0- 0	0- 0		AWAY		0- 1		0- 0		2- 0		
1- 2	0- 0	0- 1		NEUTRAL		0- 0		0- 1		1- 0		
<hr/>												
9- 3	0- 0	0- 0		CONFERENCE		0- 1		0- 1		9- 1		
5- 1	0- 0	0- 0		HOME		0- 1		0- 0		5- 0		
4- 1	0- 0	0- 0		AWAY		0- 0		0- 1		4- 0		
0- 1	0- 0	0- 0		NEUTRAL		0- 0		0- 0		0- 1		
<hr/>												
RPI	S	Opponent	Score	RPI	S	Opponent	Score	RPI	S	Opponent	Score	
				42	H	Florida A&M	0 3					
				49	N	Miami (Fla.)	0 3					
								102	H	Ga. Southern	1 3	
								108	H	Xavier	1 3	
								120	A	Georgia St.	0 3	
								136	N	Eastern Ky.	1 3	
								143	H	Florida Int'l	1 3	
								152	H	Baylor	0 3	
								173	H	Wyoming	1 3	
								194	H	UMBC	1 3	
								197	H	Fla. Atlantic	3 2	
								217	A	Charlotte	3 1	
								220	H	Birmingham-So.	3 2	
								226	H	Troy St.	3 1	
								226	N	Troy St.	1 3	
								274	A	Mercer	3 0	
								277	A	Stetson	3 0	
								277	H	Stetson	3 0	
								278	H	Bethune-Cookman	3 0	
								278	N	Bethune-Cookman	3 0	
								289	H	Belmont	3 0	
								291	A	Gardner-Webb	3 0	
								292	H	Lipscomb	3 0	
								302	A	Campbell	3 1	
								311	A	Savannah St.	3 0	
								311	H	Savannah St.	3 0	
				LAST 10 GAMES								
				226	N	Troy St.	1 3	278	H	Bethune-Cookman	3 0	
				102	H	Ga. Southern	1 3	120	A	Georgia St.	0 3	
				197	H	Fla. Atlantic	3 2	274	A	Mercer	3 0	
				72	H	UCF	0 3	226	H	Troy St.	3 1	
				277	A	Stetson	3 0	311	A	Savannah St.	3 0	

Non-Div. I Games: **North Florida**

03

Jacksonville

Average RPI Win:	271	WON-LOST	WINNING	LAST 10	STRENGTH OF	OPP. STRENGTH	TEAM	ADJ	CONF.	ADJ CONF.			
Average RPI Loss:	122	RECORD	PCT. RANK	GAMES	SCHEDULE	OF SCHEDULE	RPI	RPI	RPI	RPI			
DIV. I ONLY	14- 13	.51852	142	6- 1	236	284	201	.43626	208	29	29		
DIV. I NON-CONF.	11- 10	.52381	152	4- 0	201	273	186	.44442	207	27	30		
<hr/>													
TOTALS	RPI 1-25	RPI 26-50		W-L RECORDS		RPI 51-100		RPI 101-150		RPI 150+			
14- 13	0- 0	0- 1		OVERALL		0- 5		0- 2		14- 4			
4- 3	0- 0	0- 1		HOME		0- 2		0- 0		4- 0			
3- 5	0- 0	0- 0		AWAY		0- 1		0- 1		3- 3			
7- 4	0- 0	0- 0		NEUTRAL		0- 2		0- 1		7- 1			
11- 10	0- 0	0- 1		NON-CONFERENCE		0- 3		0- 2		11- 4			
3- 2	0- 0	0- 1		HOME		0- 1		0- 0		3- 0			
2- 4	0- 0	0- 0		AWAY		0- 0		0- 1		2- 3			
6- 4	0- 0	0- 0		NEUTRAL		0- 2		0- 1		6- 1			
3- 2	0- 0	0- 0		CONFERENCE		0- 2		0- 0		3- 0			
1- 1	0- 0	0- 0		HOME		0- 1		0- 0		1- 0			
1- 1	0- 0	0- 0		AWAY		0- 1		0- 0		1- 0			
1- 0	0- 0	0- 0		NEUTRAL		0- 0		0- 0		1- 0			
<hr/>													
RPI	S	Opponent	Score	RPI	S	Opponent	Score	RPI	S	Opponent	Score		
				33	H	New Mexico St.	0 3	84	H	Texas St.	2 3		
								94	N	Connecticut	2 3		
								99	N	North Texas	1 3		
								100	A	IPFW	0 3		
								100	H	IPFW	2 3		
										107	N	Arkansas St.	0 3
										125	A	TCU	0 3
										154	A	Texas-San Antonio	2 3
										159	A	Stephen F. Austin	0 3
										165	N	Tulsa	1 3
										216	H	UTEP	3 1
										235	N	Lehigh	3 2
										237	N	La.-Lafayette	3 1
										247	A	Lamar	1 3
										254	A	Tex. A&M-Corp. Chris	3 0
										254	H	Tex. A&M-Corp. Chris	3 1
										254	N	Tex. A&M-Corp. Chris	3 0
										263	A	Prairie View	3 2
										263	H	Prairie View	3 0
										281	N	Grambling	3 0
										307	A	Texas Southern	3 1
										307	H	Texas Southern	3 0
										307	N	Texas Southern	3 0
										310	N	Ark.-Pine Bluff	3 0
										310	N	Ark.-Pine Bluff	3 0
<hr/>													
LAST 10 GAMES													
				100	A	IPFW	0 3	254	A	Tex. A&M-Corp. Chris	3 0		
				254	N	Tex. A&M-Corp. Chris	3 0	307	H	Texas Southern	3 0		
				307	A	Texas Southern	3 1	94	N	Connecticut	2 3		
				263	A	Prairie View	3 2	154	A	Texas-San Antonio	2 3		
				216	H	UTEP	3 1	100	H	IPFW	2 3		
<hr/>													
Non-Div. I Games:	Tex. A&M-Kingsville	3 0	Incarnate Word	3 0	Tex. A&M-Kingsville	2 3	Northern Colo.	0 3	Tex. A&M-Kingsville	3 2	American		
	Dillard	3 1	Texas A&M Int'l	3 0	Utah Valley	0 3	Texas A&M Int'l	3 2					

New
Orleans

New Orleans

Average RPI Win:		251	WON-LOST RECORD		WINNING PCT. RANK		LAST 10 GAMES		STRENGTH OF SCHEDULE		OPP. STRENGTH OF SCHEDULE		TEAM RPI		ADJ RPI		CONF. RPI		ADJ CONF. RPI		
Average RPI Loss:		109																			
DIV. I ONLY			4- 18		.18182 290		3- 7		82		157		225		.43425 210		19		19		
DIV. I NON-CONF.			1- 7		.125 286		0- 0		21		102		169		.48372 159		19		19		
TOTALS		RPI 1-25		RPI 26-50		W-L RECORDS		RPI 51-100		RPI 101-150		RPI 150+									
4- 18		0- 2		0- 0		OVERALL		0- 6		0- 7		4- 3									
3- 8		0- 0		0- 0		HOME		0- 4		0- 3		3- 1									
1- 8		0- 1		0- 0		AWAY		0- 2		0- 3		1- 2									
0- 2		0- 1		0- 0		NEUTRAL		0- 0		0- 1		0- 0									
1- 7		0- 2		0- 0		NON-CONFERENCE		0- 2		0- 3		1- 0									
1- 3		0- 0		0- 0		HOME		0- 2		0- 1		1- 0									
0- 2		0- 1		0- 0		AWAY		0- 0		0- 1		0- 0									
0- 2		0- 1		0- 0		NEUTRAL		0- 0		0- 1		0- 0									
3- 11		0- 0		0- 0		CONFERENCE		0- 4		0- 4		3- 3									
2- 5		0- 0		0- 0		HOME		0- 2		0- 2		2- 1									
1- 6		0- 0		0- 0		AWAY		0- 2		0- 2		1- 2									
0- 0		0- 0		0- 0		NEUTRAL		0- 0		0- 0		0- 0									
RPI	S	Opponent		Score		RPI	S	Opponent		Score		RPI	S	Opponent		Score					
8	A	Penn St.		0	3					55	A	Pennsylvania		0	3	118	N	Robert Morris		0	3
21	N	Cincinnati		0	3					55	H	Pennsylvania		1	3	120	H	Georgia St.		0	3
										57	H	Eastern Wash.		0	3	133	A	Princeton		1	3
										74	H	New Hampshire		1	3	133	H	Princeton		1	3
										92	A	Cornell		1	3	138	A	Yale		0	3
										92	H	Cornell		0	3	138	H	Yale		1	3
																148	A	Rhode Island		1	3
																175	A	Harvard		0	3
																175	H	Harvard		1	3
																222	A	Dartmouth		0	3
																222	H	Dartmouth		3	1
																243	H	St. Peter's		3	1
																269	A	Columbia		3	2
																269	H	Columbia		3	0
LAST 10 GAMES																					
						138	H	Yale		1	3	133	H	Princeton		1	3				
						92	H	Cornell		0	3	55	H	Pennsylvania		1	3				
						269	H	Columbia		3	0	175	H	Harvard		1	3				
						222	A	Dartmouth		0	3	222	H	Dartmouth		3	1				
						175	A	Harvard		0	3	269	A	Columbia		3	2				

Non-Div. I Games:

Brown

Average RPI Win: 253		WON-LOST RECORD		WINNING PCT. RANK		LAST 10 GAMES		STRENGTH OF SCHEDULE		OPP. STRENGTH OF SCHEDULE		TEAM RPI		ADJ RPI		CONF. RPI		ADJ CONF. RPI	
Average RPI Loss: 135																			
DIV. I ONLY		10- 19		.34483 222		3- 7		168		225		221		.43164 211		22		22	
DIV. I NON-CONF.		5- 8		.38462 212		0- 1		105		195		173		.48246 163		22		22	
TOTALS		RPI 1-25		RPI 26-50		W-L RECORDS		RPI 51-100		RPI 101-150		RPI 150+							
10- 19		0- 0		0- 1		OVERALL		0- 5		1- 8		9- 5							
4- 6		0- 0		0- 0		HOME		0- 2		0- 2		4- 2							
3- 9		0- 0		0- 0		AWAY		0- 2		0- 4		3- 3							
3- 4		0- 0		0- 1		NEUTRAL		0- 1		1- 2		2- 0							
5- 8		0- 0		0- 1		NON-CONFERENCE		0- 4		1- 3		4- 0							
1- 1		0- 0		0- 0		HOME		0- 1		0- 0		1- 0							
1- 3		0- 0		0- 0		AWAY		0- 2		0- 1		1- 0							
3- 4		0- 0		0- 1		NEUTRAL		0- 1		1- 2		2- 0							
5- 11		0- 0		0- 0		CONFERENCE		0- 1		0- 5		5- 5							
3- 5		0- 0		0- 0		HOME		0- 1		0- 2		3- 2							
2- 6		0- 0		0- 0		AWAY		0- 0		0- 3		2- 3							
0- 0		0- 0		0- 0		NEUTRAL		0- 0		0- 0		0- 0							
RPI S	Opponent	Score		RPI S	Opponent	Score		RPI S	Opponent	Score		RPI S	Opponent	Score					
				46 N	Southern Methodist	1	3	52 H	Western Ky.	0	3	116 A	Morehead St.	0	3				
								58 N	Wis.-Green Bay	1	3	116 H	Morehead St.	1	3				
								81 A	Memphis	0	3	120 N	Georgia St.	3	2				
								86 A	Wake Forest	0	3	121 N	Kentucky	1	3				
								87 H	Murray St.	0	3	136 A	Eastern Ky.	0	3				
												141 A	Jacksonville St.	0	3				
												141 H	Jacksonville St.	2	3				
												146 A	Middle Tenn.	2	3				
												147 N	Winthrop	0	3				
												203 A	Austin Peay	1	3				
												203 H	Austin Peay	2	3				
												227 A	Southeast Mo. St.	0	3				
												227 H	Southeast Mo. St.	0	3				
												237 N	La.-Lafayette	3	1				
												239 A	Samford	0	3				
												239 H	Samford	3	1				
												258 A	Eastern Ill.	3	2				
												258 H	Eastern Ill.	3	1				
												268 H	Tenn.-Martin	3	0				
												282 N	Holy Cross	3	1				
												285 A	UNC Greensboro	3	1				
												289 H	Belmont	3	0				
												296 A	Tennessee St.	3	0				
LAST 10 GAMES																			
				116 H	Morehead St.	1	3	87 H	Murray St.	0	3	296 A	Tennessee St.	3	0				
				203 A	Austin Peay	1	3	146 A	Middle Tenn.	2	3								
				239 A	Samford	0	3	141 H	Jacksonville St.	2	3								
				141 A	Jacksonville St.	0	3	239 H	Samford	3	1								
				268 H	Tenn.-Martin	3	0	296 A	Tennessee St.	3	0								

Non-Div. I Games:

Tennessee Tech

Average RPI Win: 232		WON-LOST RECORD		WINNING PCT. RANK		LAST 10 GAMES		STRENGTH OF SCHEDULE		OPP. STRENGTH OF SCHEDULE		TEAM RPI		ADJ RPI		CONF. RPI		ADJ CONF. RPI	
Average RPI Loss: 142																			
DIV. I ONLY		11- 18		.37931 205		4- 6		198		203		219		.4313 212		20		20	
DIV. I NON-CONF.		3- 6		.33333 228		0- 1		190		141		228		.43752 213		21		21	
TOTALS		RPI 1-25		RPI 26-50		W-L RECORDS		RPI 51-100		RPI 101-150		RPI 150+							
11- 18		0- 0		0- 1		OVERALL		0- 3		1- 4		10- 10							
6- 6		0- 0		0- 1		HOME		0- 1		1- 1		5- 3							
3- 9		0- 0		0- 0		AWAY		0- 1		0- 2		3- 6							
2- 3		0- 0		0- 0		NEUTRAL		0- 1		0- 1		2- 1							
3- 6		0- 0		0- 1		NON-CONFERENCE		0- 1		0- 1		3- 3							
0- 2		0- 0		0- 1		HOME		0- 0		0- 0		0- 1							
1- 1		0- 0		0- 0		AWAY		0- 0		0- 0		0- 1							
2- 3		0- 0		0- 0		NEUTRAL		0- 1		0- 1		2- 1							
8- 12		0- 0		0- 0		CONFERENCE		0- 2		1- 3		7- 7							
6- 4		0- 0		0- 0		HOME		0- 1		1- 1		5- 2							
2- 8		0- 0		0- 0		AWAY		0- 1		0- 2		2- 5							
0- 0		0- 0		0- 0		NEUTRAL		0- 0		0- 0		0- 0							
RPI S	Opponent	Score		RPI S	Opponent	Score		RPI S	Opponent	Score		RPI S	Opponent	Score					
				46 H	Southern Methodist	1	3	78 N	Southern Miss.	0	3	124 N	Texas Tech	1	3				
								84 A	Texas St.	0	3	126 A	Texas-Arlington	0	3				
								84 H	Texas St.	1	3	126 H	Texas-Arlington	1	3				
												130 A	Nicholls St.	1	3				
												130 H	Nicholls St.	3	2				
												152 H	Baylor	1	3				
												154 A	Texas-San Antonio	0	3				
												154 H	Texas-San Antonio	2	3				
												159 A	Stephen F. Austin	1	3				
												159 H	Stephen F. Austin	1	3				
												161 N	San Jose St.	0	3				
												173 A	Wyoming	0	3				
												187 A	McNeese St.	2	3				
												187 H	McNeese St.	3	1				
												213 N	Weber St.	3	0				
												215 A	Southeastern La.	1	3				
												215 H	Southeastern La.	3	1				
												236 N	N.C. A&T	3	1				
												247 A	Lamar	3	2				
												247 H	Lamar	3	0				
												252 A	Northwestern St.	0	3				
												252 H	Northwestern St.	3	2				
												254 A	Tex. A&M-Corp. Chris	3	1				
												284 A	La.-Monroe	3	0				
												284 H	La.-Monroe	3	0				
LAST 10 GAMES																			
				126 H	Texas-Arlington	1	3	46 H	Southern Methodist	1	3	254 A	Tex. A&M-Corp. Chris	3	1				
				159 H	Stephen F. Austin	1	3	247 A	Lamar	3	2	284 A	La.-Monroe	3	0				
				84 A	Texas St.	0	3	187 A	McNeese St.	2	3	284 H	La.-Monroe	3	0				
				215 H	Southeastern La.	3	1	154 A	Texas-San Antonio	0	3								
				130 H	Nicholls St.	3	2	284 H	La.-Monroe	3	0								

Non-Div. I Games:

Sam Houston St.

Average RPI Win:		179	WON-LOST		WINNING		LAST 10		STRENGTH OF		OPP. STRENGTH		TEAM		ADJ		CONF.		ADJ CONF.								
Average RPI Loss:		103	RECORD		PCT. RANK		GAMES		SCHEDULE		OF SCHEDULE		RPI		RPI		RPI		RPI								
DIV. I ONLY			7- 21		.25 260		2- 8		104		160		216		.43032 213		17		16								
DIV. I NON-CONF.			4- 10		.28571 246		1- 2		110		158		203		.44942 199		17		17								
TOTALS		RPI 1-25		RPI 26-50		W-L RECORDS		RPI 51-100		RPI 101-150		RPI 150+															
7- 21		0- 2		0- 2		OVERALL		0- 7		2- 5		4- 5															
5- 8		0- 0		0- 1		HOME		0- 4		1- 3		3- 0															
1- 9		0- 0		0- 1		AWAY		0- 2		1- 2		0- 4															
1- 4		0- 2		0- 0		NEUTRAL		0- 1		0- 0		1- 1															
4- 10		0- 2		0- 2		NON-CONFERENCE		0- 3		1- 0		2- 3															
2- 3		0- 0		0- 1		HOME		0- 2		1- 0		1- 0															
0- 3		0- 0		0- 1		AWAY		0- 0		0- 0		0- 2															
1- 4		0- 2		0- 0		NEUTRAL		0- 1		0- 0		1- 1															
3- 11		0- 0		0- 0		CONFERENCE		0- 4		1- 5		2- 2															
2- 5		0- 0		0- 0		HOME		0- 2		0- 3		2- 0															
1- 6		0- 0		0- 0		AWAY		0- 2		1- 2		0- 2															
0- 0		0- 0		0- 0		NEUTRAL		0- 0		0- 0		0- 0															
RPI	S	Opponent		Score		RPI	S	Opponent		Score		RPI	S	Opponent		Score											
3	N	Hawaii		1	3	34	H	Brigham Young		1	3	57	A	Eastern Wash.		0	3	101	A	Montana St.	3	2					
10	N	Stanford		1	3	39	A	Utah		1	3	57	H	Eastern Wash.		2	3	101	H	Montana St.	1	3					
												64	H	Utah St.		0	3	119	A	Idaho St.		0	3				
												64	N	Utah St.		1	3	119	H	Idaho St.		1	3				
												70	A	Sacramento St.		0	3	128	H	Oral Roberts		3	1				
												70	H	Sacramento St.		0	3	149	A	Northern Ariz.		0	3				
												84	H	Texas St.		0	3	149	H	Northern Ariz.		1	3				
																		157	A	UNLV		0	3				
																		161	N	San Jose St.		3	2				
																		173	A	Wyoming		2	3				
																		191	A	Portland St.		0	3				
																		191	H	Portland St.		3	0				
																		212	N	Sam Houston St.		0	3				
																		242	A	Montana		1	3				
																		242	H	Montana		3	1				
																		249	H	Boise St.		3	1				
						LAST 10 GAMES																					
						157 A UNLV						0	3	249 H Boise St.						3	1						
						3 N Hawaii						1	3	191 A Portland St.						0	3						
						149 H Northern Ariz.						1	3	57 A Eastern Wash.						0	3						
						70 H Sacramento St.						0	3	101 H Montana St.						1	3						
						119 H Idaho St.						1	3	242 H Montana						3	1						

Non-Div. I Games: Utah Valley 3 2

Weber St.

Average RPI Win:	244	WON-LOST RECORD	WINNING PCT. RANK	LAST 10 GAMES	STRENGTH OF SCHEDULE	OPP. STRENGTH OF SCHEDULE	TEAM RPI	ADJ RPI	CONF. RPI	ADJ CONF. RPI	
DIV. I ONLY	16- 13	.55172	128	6- 4	265	250	197	.42996	214	28	28
DIV. I NON-CONF.	11- 9	.55	135	1- 0	196	221	172	.46446	181	26	26
<hr/>											
TOTALS	RPI 1-25	RPI 26-50		W-L RECORDS		RPI 51-100		RPI 101-150		RPI 150+	
16- 13	0- 0	0- 0		OVERALL		0- 1		1- 5		15- 7	
8- 7	0- 0	0- 0		HOME		0- 1		1- 1		7- 5	
5- 3	0- 0	0- 0		AWAY		0- 0		0- 2		5- 1	
3- 3	0- 0	0- 0		NEUTRAL		0- 0		0- 2		3- 1	
<hr/>											
11- 9	0- 0	0- 0		NON-CONFERENCE		0- 1		1- 4		10- 4	
6- 5	0- 0	0- 0		HOME		0- 1		1- 1		5- 3	
2- 1	0- 0	0- 0		AWAY		0- 0		0- 1		2- 0	
3- 3	0- 0	0- 0		NEUTRAL		0- 0		0- 2		3- 1	
<hr/>											
5- 4	0- 0	0- 0		CONFERENCE		0- 0		0- 1		5- 3	
2- 2	0- 0	0- 0		HOME		0- 0		0- 0		2- 2	
3- 2	0- 0	0- 0		AWAY		0- 0		0- 1		3- 1	
0- 0	0- 0	0- 0		NEUTRAL		0- 0		0- 0		0- 0	
<hr/>											
RPI S	Opponent	Score	RPI S	Opponent	Score	RPI S	Opponent	Score	RPI S	Opponent	Score
						92 H	Cornell	1 3	105 A	Stony Brook	0 3
						113 N	St. John's (N.Y.)	0 3			
						133 N	Princeton	1 3			
						140 H	Marshall	3 2			
						144 H	Boston College	1 3			
						150 A	Manhattan	0 3			
						164 H	Syracuse	0 3			
						168 N	Long Island	3 2			
						186 H	Buffalo	3 2			
						198 A	Binghamton	3 1			
						198 H	Binghamton	3 1			
						206 H	Youngstown St.	1 3			
						206 N	Youngstown St.	1 3			
						221 H	North Carolina St.	1 3			
						224 H	Iona	2 3			
						231 H	Fairfield	1 3			
						243 A	St. Peter's	0 3			
						250 H	St. Francis (Pa.)	3 0			
						262 A	Niagara	3 1			
						265 A	Colgate	3 0			
						265 H	Colgate	3 0			
						266 N	La Salle	3 0			
						270 A	Marist	3 2			
						276 H	Loyola (Md.)	3 0			
						283 H	Rider	3 0			
286 A	Siena	3 0									
294 N	Quinnipiac	3 0									
<hr/>											
			LAST 10 GAMES								
			231 H	Fairfield	1 3	140 H	Marshall	3 2			
			224 H	Iona	2 3	276 H	Loyola (Md.)	3 0			
			286 A	Siena	3 0	283 H	Rider	3 0			
			270 A	Marist	3 2	150 A	Manhattan	0 3			
			262 A	Niagara	3 1	243 A	St. Peter's	0 3			

Non-Div. I Games:

Canisius

Canisius

[illegible]

Non-Div. I Games:

Southeastern La.

Average RPI Win: 246		WON-LOST RECORD		WINNING PCT. RANK		LAST 10 GAMES		STRENGTH OF SCHEDULE		OPP. STRENGTH OF SCHEDULE		TEAM RPI		ADJ RPI		CONF. RPI		ADJ CONF. RPI	
Average RPI Loss: 145																			
DIV. I ONLY		16- 17		.48485 159		4- 6		251		221		205		.42468 218		24		24	
DIV. I NON-CONF.		8- 6		.57143 120		1- 0		244		164		179		.46719 179		25		24	
TOTALS		RPI 1-25		RPI 26-50		W-L RECORDS		RPI 51-100		RPI 101-150		RPI 150+							
16- 17		0- 1		0- 1		OVERALL		0- 3		1- 4		15- 8							
10- 4		0- 0		0- 0		HOME		0- 1		1- 1		9- 2							
4- 8		0- 1		0- 0		AWAY		0- 1		0- 0		4- 6							
2- 5		0- 0		0- 1		NEUTRAL		0- 1		0- 3		2- 0							
8- 6		0- 1		0- 1		NON-CONFERENCE		0- 1		1- 2		7- 1							
5- 0		0- 0		0- 0		HOME		0- 0		1- 0		4- 0							
1- 2		0- 1		0- 0		AWAY		0- 0		0- 0		1- 1							
2- 4		0- 0		0- 1		NEUTRAL		0- 1		0- 2		2- 0							
8- 11		0- 0		0- 0		CONFERENCE		0- 2		0- 2		8- 7							
5- 4		0- 0		0- 0		HOME		0- 1		0- 1		5- 2							
3- 6		0- 0		0- 0		AWAY		0- 1		0- 0		3- 5							
0- 1		0- 0		0- 0		NEUTRAL		0- 0		0- 1		0- 0							
RPI S	Opponent	Score		RPI S	Opponent	Score		RPI S	Opponent	Score		RPI S	Opponent	Score					
4 A	Georgia Tech	0 3		36 N	Wisconsin	0 3		68 A	Col. of Charleston	1 3		102 H	Ga. Southern	0 3					
								68 H	Col. of Charleston	0 3		102 N	Ga. Southern	2 3					
								85 N	Akron	0 3		127 N	South Fla.	0 3					
												139 H	Coastal Caro.	3 0					
												143 N	Florida Int'l	2 3					
												159 H	UNC Asheville	3 0					
												181 A	Furman	0 3					
												183 A	Chattanooga	1 3					
												183 H	Chattanooga	3 1					
												189 N	UAB	3 0					
												192 A	Appalachian St.	1 3					
												192 H	Appalachian St.	2 3					
												217 A	Charlotte	1 3					
												239 A	Samford	3 2					
												240 A	Elon	3 2					
												240 H	Elon	2 3					
												246 H	Davidson	3 0					
												248 A	East Tenn. St.	2 3					
												248 H	East Tenn. St.	3 1					
												251 N	South Ala.	3 1					
												271 A	Wofford	2 3					
												285 A	UNC Greensboro	3 0					
												285 H	UNC Greensboro	3 0					
												287 A	Citadel	3 1					
												287 H	Citadel	3 0					
												291 H	Gardner-Webb	3 0					
												296 H	Tennessee St.	3 0					
LAST 10 GAMES																			
				102 N	Ga. Southern	2 3		240 A	Elon	3 2		285 A	UNC Greensboro	3 0					
				287 H	Citadel	3 0		248 A	East Tenn. St.	2 3		287 A	Citadel	3 1					
				68 H	Col. of Charleston	0 3		183 A	Chattanooga	1 3		287 H	Citadel	3 0					
				192 H	Appalachian St.	2 3		271 A	Wofford	2 3		291 H	Gardner-Webb	3 0					
				285 A	UNC Greensboro	3 0		291 H	Gardner-Webb	3 0		296 H	Tennessee St.	3 0					

Non-Div. I Games:

Western Caro.

RPI	S	Opponent	Score	
311	H	Savannah St.	3	0

Western Caro.

W
e
s
t
e
r
n
C
a
r
o
.

W
e
s
t
e
r
n
C
a
r
o
.

Average RPI Win: 234		WON-LOST RECORD		WINNING PCT. RANK		LAST 10 GAMES		STRENGTH OF SCHEDULE		OPP. STRENGTH OF SCHEDULE		TEAM RPI		ADJ RPI		CONF. RPI		ADJ CONF. RPI	
DIV. I ONLY		7- 24		.22581 272		3- 7		140		128		229		.42405 219		11		11	
DIV. I NON-CONF.		2- 13		.13333 283		0- 1		128		159		246		.4023 241		8		8	
TOTALS		RPI 1-25		RPI 26-50		W-L RECORDS		RPI 51-100		RPI 101-150		RPI 150+							
7- 24		0- 1		0- 2		OVERALL		0- 12		0- 3		7- 6							
5- 8		0- 1		0- 1		HOME		0- 4		0- 1		5- 1							
2- 12		0- 0		0- 1		AWAY		0- 6		0- 2		2- 3							
0- 4		0- 0		0- 0		NEUTRAL		0- 2		0- 0		0- 2							
2- 13		0- 0		0- 0		NON-CONFERENCE		0- 6		0- 2		2- 5							
2- 3		0- 0		0- 0		HOME		0- 1		0- 1		2- 1							
0- 6		0- 0		0- 0		AWAY		0- 3		0- 1		0- 2							
0- 4		0- 0		0- 0		NEUTRAL		0- 2		0- 0		0- 2							
5- 11		0- 1		0- 2		CONFERENCE		0- 6		0- 1		5- 1							
3- 5		0- 1		0- 1		HOME		0- 3		0- 0		3- 0							
2- 6		0- 0		0- 1		AWAY		0- 3		0- 1		2- 1							
0- 0		0- 0		0- 0		NEUTRAL		0- 0		0- 0		0- 0							
RPI	S	Opponent		Score		RPI	S	Opponent		Score		RPI	S	Opponent		Score			
2	H	Florida		0 3		34	A	Arkansas		0 3		63	N	Northwestern		0 3			
						34	H	Arkansas		0 3		66	H	Georgia		0 3			
												71	A	Tennessee		1 3			
												71	H	Tennessee		0 3			
												73	A	Alabama		1 3			
												73	H	Alabama		1 3			
												78	A	Southern Miss.		0 3			
												81	A	Memphis		0 3			
												89	A	Rice		0 3			
												93	N	Loyola (Ill.)		1 3			
												95	H	Ark.-Little Rock		2 3			
												97	A	South Carolina		0 3			
						LAST 10 GAMES													
						71	H	Tennessee		0 3		34	A	Arkansas		0 3			
						261	A	Mississippi St.		3 0		73	A	Alabama		1 3			
						233	H	Auburn		3 1		233	A	Auburn		3 2			
						73	H	Alabama		1 3		81	A	Memphis		0 3			
						166	A	LSU		1 3		2	H	Florida		0 3			

Non-Div. I Games:

Mississippi

Average RPI Win: 248		WON-LOST RECORD		WINNING PCT. RANK		LAST 10 GAMES		STRENGTH OF SCHEDULE		OPP. STRENGTH OF SCHEDULE		TEAM RPI		ADJ RPI		CONF. RPI		ADJ CONF. RPI	
Average RPI Loss: 165																			
DIV. I ONLY		14- 16		.46667 170		3- 7		232		255		212		.42385 220		23		23	
DIV. I NON-CONF.		8- 7		.53333 143		1- 1		247		262		211		.43744 214		24		25	
TOTALS		RPI 1-25		RPI 26-50		W-L RECORDS		RPI 51-100		RPI 101-150		RPI 150+							
14- 16		0- 0		0- 0		OVERALL		0- 1		1- 7		13- 8							
10- 6		0- 0		0- 0		HOME		0- 1		1- 2		9- 3							
2- 8		0- 0		0- 0		AWAY		0- 0		0- 4		2- 4							
2- 2		0- 0		0- 0		NEUTRAL		0- 0		0- 1		2- 1							
8- 7		0- 0		0- 0		NON-CONFERENCE		0- 1		0- 2		8- 4							
6- 2		0- 0		0- 0		HOME		0- 1		0- 0		6- 1							
0- 3		0- 0		0- 0		AWAY		0- 0		0- 1		0- 2							
2- 2		0- 0		0- 0		NEUTRAL		0- 0		0- 1		2- 1							
6- 9		0- 0		0- 0		CONFERENCE		0- 0		1- 5		5- 4							
4- 4		0- 0		0- 0		HOME		0- 0		1- 2		3- 2							
2- 5		0- 0		0- 0		AWAY		0- 0		0- 3		2- 2							
0- 0		0- 0		0- 0		NEUTRAL		0- 0		0- 0		0- 0							
RPI S	Opponent	Score		RPI S	Opponent	Score		RPI S	Opponent	Score		RPI S	Opponent	Score					
								81 H	Memphis	1	3	108 N	Xavier	0	3				
												123 A	Liberty	0	3				
												123 H	Liberty	3	0				
												139 A	Coastal Caro.	0	3				
												139 H	Coastal Caro.	0	3				
												141 A	Jacksonville St.	0	3				
												147 A	Winthrop	1	3				
												147 H	Winthrop	0	3				
												159 A	UNC Asheville	2	3				
												159 H	UNC Asheville	1	3				
												159 H	UNC Asheville	1	3				
												181 A	Furman	1	3				
												194 N	UMBC	3	0				
												207 A	Jacksonville	2	3				
												221 H	North Carolina St.	3	1				
												226 H	Troy St.	3	1				
												234 N	East Caro.	0	3				
												239 H	Samford	1	3				
												244 A	Charleston So.	3	0				
												244 H	Charleston So.	3	0				
												251 H	South Ala.	3	2				
												271 H	Wofford	3	0				
												273 A	Radford	1	3				
												273 H	Radford	3	0				
												274 H	Mercer	3	1				
												280 A	High Point	3	0				
												280 H	High Point	3	0				
LAST 10 GAMES																			
												159 H	UNC Asheville	1	3	280 H	High Point	3	0
												273 A	Radford	1	3	141 A	Jacksonville St.	0	3
												123 A	Liberty	0	3	139 A	Coastal Caro.	0	3
												226 H	Troy St.	3	1	244 A	Charleston So.	3	0
												147 H	Winthrop	0	3	159 H	UNC Asheville	1	3

Non-Div. I Games:

Birmingham-So.

RPI	S	Opponent	Score	
291	N	Gardner-Webb	3	0
299	H	Alabama St.	3	0

Birmingham-So.

B
i
r
m
i
n
g
h
a
m
-
S
o
.

B
i
r
m
i
n
g
h
a
m
-
S
o
.

Average RPI Win:		243	WON-LOST		WINNING		LAST 10		STRENGTH OF		OPP. STRENGTH		TEAM		ADJ		CONF.		ADJ CONF.	
Average RPI Loss:		92	RECORD		PCT. RANK		GAMES		SCHEDULE		OF SCHEDULE		RPI		RPI		RPI		RPI	
DIV. I ONLY			7- 25		.21875		277		1- 9		127		111		224		.42339		221	
DIV. I NON-CONF.			7- 8		.46667		173		1- 0		229		241		221		.42778		225	
TOTALS		RPI 1-25		RPI 26-50		W-L RECORDS		RPI 51-100		RPI 101-150		RPI 150+								
7- 25		0- 4		0- 3		OVERALL		0- 10		0- 3		7- 5								
3- 9		0- 2		0- 1		HOME		0- 4		0- 2		3- 0								
2- 12		0- 2		0- 2		AWAY		0- 4		0- 1		2- 3								
2- 4		0- 0		0- 0		NEUTRAL		0- 2		0- 0		2- 2								
7- 8		0- 0		0- 1		NON-CONFERENCE		0- 1		0- 1		7- 5								
3- 1		0- 0		0- 0		HOME		0- 0		0- 1		3- 0								
2- 4		0- 0		0- 1		AWAY		0- 0		0- 0		2- 3								
2- 3		0- 0		0- 0		NEUTRAL		0- 1		0- 0		2- 2								
0- 17		0- 4		0- 2		CONFERENCE		0- 9		0- 2		0- 0								
0- 8		0- 2		0- 1		HOME		0- 4		0- 1		0- 0								
0- 8		0- 2		0- 1		AWAY		0- 4		0- 1		0- 0								
0- 1		0- 0		0- 0		NEUTRAL		0- 1		0- 0		0- 0								
RPI	S	Opponent		Score		RPI	S	Opponent		Score		RPI	S	Opponent		Score				
4	A	Georgia Tech		0 3		36	A	Wisconsin		0 3		59	A	Virginia		1 3				
4	H	Georgia Tech		0 3		48	A	North Carolina		1 3		59	H	Virginia		0 3				
18	A	Maryland		0 3		48	H	North Carolina		0 3		62	A	Florida St.		0 3				
18	H	Maryland		0 3								62	H	Florida St.		1 3				
												62	N	Florida St.		0 3				
												75	A	Clemson		0 3				
												75	H	Clemson		0 3				
												81	N	Memphis		0 3				
												86	A	Wake Forest		0 3				
												86	H	Wake Forest		0 3				

Non-Div. I Games:

North Carolina St.

Average RPI Win:	253	WON-LOST RECORD	WINNING PCT. RANK	LAST 10 GAMES	STRENGTH OF SCHEDULE	OPP. STRENGTH OF SCHEDULE	TEAM RPI	ADJ RPI	CONF. RPI	ADJ CONF. RPI	
DIV. I ONLY	9- 16	.36	213	2- 8	203	218	227	.42319	222	19	19
DIV. I NON-CONF.	6- 5	.54545	137	0- 0	176	282	168	.47467	172	19	19
<hr/>											
TOTALS	RPI 1-25	RPI 26-50		W-L RECORDS		RPI 51-100		RPI 101-150		RPI 150+	
9- 16	0- 0	0- 0		OVERALL		0- 6		0- 5		9- 5	
2- 6	0- 0	0- 0		HOME		0- 2		0- 2		2- 2	
3- 8	0- 0	0- 0		AWAY		0- 3		0- 3		3- 2	
4- 2	0- 0	0- 0		NEUTRAL		0- 1		0- 0		4- 1	
6- 5	0- 0	0- 0		NON-CONFERENCE		0- 2		0- 1		6- 2	
0- 1	0- 0	0- 0		HOME		0- 0		0- 0		0- 1	
2- 2	0- 0	0- 0		AWAY		0- 1		0- 1		2- 0	
4- 2	0- 0	0- 0		NEUTRAL		0- 1		0- 0		4- 1	
3- 11	0- 0	0- 0		CONFERENCE		0- 4		0- 4		3- 3	
2- 5	0- 0	0- 0		HOME		0- 2		0- 2		2- 1	
1- 6	0- 0	0- 0		AWAY		0- 2		0- 2		1- 2	
0- 0	0- 0	0- 0		NEUTRAL		0- 0		0- 0		0- 0	
RPI	S	Opponent	Score	RPI	S	Opponent	Score	RPI	S	Opponent	Score
						55 A Pennsylvania	0 3	133 A Princeton			0 3
						55 H Pennsylvania	0 3	133 H Princeton			1 3
						60 N Northeastern	0 3	138 A Yale			1 3
						74 A New Hampshire	0 3	138 H Yale			1 3
						92 A Cornell	0 3	144 A Boston College			0 3
						92 H Cornell	0 3	168 N Long Island			3 2
								175 A Harvard			1 3
								175 H Harvard			1 3
								184 H Central Conn. St.			2 3
								201 A Bucknell			3 2
								210 A Brown			1 3
								210 H Brown			3 0
								269 A Columbia			3 1
								269 H Columbia			3 2
								270 N Marist			0 3
								279 N Howard			3 0
								282 A Holy Cross			3 1
								298 N Fairleigh Dickinson			3 0
								298 N Fairleigh Dickinson			3 0
				LAST 10 GAMES							
				133 A Princeton	0 3	269 H Columbia	3 2				
				55 A Pennsylvania	0 3	138 A Yale	1 3				
				210 H Brown	3 0	210 A Brown	1 3				
				138 H Yale	1 3	55 H Pennsylvania	0 3				
				92 H Cornell	0 3	133 H Princeton	1 3				

Non-Div. I Games:

Dartmouth

Average RPI Win: 255		WON-LOST	WINNING	LAST 10	STRENGTH OF		OPP. STRENGTH	TEAM	ADJ	CONF.	ADJ CONF.
Average RPI Loss: 115		RECORD	PCT. RANK	GAMES	SCHEDULE		OF SCHEDULE	RPI	RPI	RPI	RPI
DIV. I ONLY		10- 22	.3125 241	2- 8	175		186	223	.41947 223	16	15
DIV. I NON-CONF.		8- 10	.44444 186	1- 1	175		233	191	.45143 195	14	14
TOTALS		RPI 1-25	RPI 26-50	W-L RECORDS	RPI 51-100		RPI 101-150	RPI 150+			
10- 22	0- 0		0- 2	OVERALL	0- 4		0- 12	10- 4			
4- 10	0- 0		0- 1	HOME	0- 1		0- 5	4- 3			
3- 7	0- 0		0- 1	AWAY	0- 1		0- 4	3- 1			
3- 5	0- 0		0- 0	NEUTRAL	0- 2		0- 3	3- 0			
8- 10	0- 0		0- 0	NON-CONFERENCE	0- 2		0- 6	8- 2			
3- 4	0- 0		0- 0	HOME	0- 0		0- 2	3- 2			
2- 2	0- 0		0- 0	AWAY	0- 0		0- 2	2- 0			
3- 4	0- 0		0- 0	NEUTRAL	0- 2		0- 2	3- 0			
2- 12	0- 0		0- 2	CONFERENCE	0- 2		0- 6	2- 2			
1- 6	0- 0		0- 1	HOME	0- 1		0- 3	1- 1			
1- 5	0- 0		0- 1	AWAY	0- 1		0- 2	1- 1			
0- 1	0- 0		0- 0	NEUTRAL	0- 0		0- 1	0- 0			
RPI S	Opponent	Score	RPI S	Opponent	Score	RPI S	Opponent	Score	RPI S	Opponent	Score
			29 A Dayton	0	3	69 A Temple	0	3	106 A George Washington	0	3
			29 H Dayton	0	3	69 H Temple	0	3	106 H George Washington	0	3
						76 N Tulane	0	3	108 H Xavier	1	3
						90 N Nevada	0	3	108 N Xavier	0	3
									110 N Valparaiso	0	3
									113 A St. John's (N.Y.)	0	3
									119 H Idaho St.	2	3
									122 A Denver	0	3
									145 N UC Riverside	0	3
									148 A Rhode Island	0	3
									148 H Rhode Island	2	3
									150 H Manhattan	2	3
									170 H Seton Hall	0	3
									172 A Duquesne	1	3
									172 H Duquesne	0	3
									180 H Cal St. Fullerton	0	3
									201 N Bucknell	3	2
									224 A Iona	3	2
									231 H Fairfield	3	1
									241 N Army	3	0
									243 H St. Peter's	3	0
									266 A La Salle	3	1
									266 H La Salle	3	1
									283 A Rider	3	1
									288 H Providence	3	0
									303 N Sacred Heart	3	0
LAST 10 GAMES			108 N Xavier	0	3	106 H George Washington	0	3	266 H La Salle	3	1
			29 A Dayton	0	3	172 H Duquesne	0	3	283 A Rider	3	1
			266 A La Salle	3	1	170 H Seton Hall	0	3	288 H Providence	3	0
			69 A Temple	0	3	148 A Rhode Island	0	3	303 N Sacred Heart	3	0
			231 H Fairfield	3	1	29 H Dayton	0	3			

Non-Div. I Games:

Fordham

Non-Div. I Games:




































Iona

RPI	S	Opponent	Score	
300	A	St. Francis (N.Y.)	3	0
303	H	Sacred Heart	3	0
303	H	Sacred Heart	3	0
303	N	Sacred Heart	3	0

Iona

I
o
n
a

I
o
n
a

Average RPI Win: 201		WON-LOST	WINNING	LAST 10	STRENGTH OF		OPP. STRENGTH	TEAM	ADJ		CONF.	ADJ CONF.	
Average RPI Loss: 86		RECORD	PCT. RANK	GAMES	SCHEDULE		OF SCHEDULE	RPI	RPI		RPI	RPI	
DIV. I ONLY		4- 26	.13333	298	1- 9		94	76	232	.41791	225	4	4
DIV. I NON-CONF.		3- 13	.1875	272	0- 0		206	117	261	.38662	253	5	5
TOTALS		RPI 1-25	RPI 26-50		W-L RECORDS		RPI 51-100		RPI 101-150		RPI 150+		
4- 26	0- 4	0- 6		OVERALL		1- 6		0- 5		3- 5			
1- 9	0- 2	0- 3		HOME		0- 1		0- 1		1- 2			
1- 13	0- 2	0- 3		AWAY		0- 4		0- 2		1- 2			
2- 4	0- 0	0- 0		NEUTRAL		1- 1		0- 2		1- 1			
3- 13	0- 0	0- 0		NON-CONFERENCE		1- 4		0- 5		2- 4			
0- 3	0- 0	0- 0		HOME		0- 0		0- 1		0- 2			
1- 6	0- 0	0- 0		AWAY		0- 3		0- 2		1- 1			
2- 4	0- 0	0- 0		NEUTRAL		1- 1		0- 2		1- 1			
1- 13	0- 4	0- 6		CONFERENCE		0- 2		0- 0		1- 1			
1- 6	0- 2	0- 3		HOME		0- 1		0- 0		1- 0			
0- 7	0- 2	0- 3		AWAY		0- 1		0- 0		0- 1			
0- 0	0- 0	0- 0		NEUTRAL		0- 0		0- 0		0- 0			
RPI S	Opponent	Score	RPI S	Opponent	Score	RPI S	Opponent	Score	RPI S	Opponent	Score		
5 A	Pepperdine	0 	27 A	Loyola Marymount	0 	53 A	San Francisco	1 	101 A	Montana St.	0 		
5 H	Pepperdine	2 	27 H	Loyola Marymount	0 	53 H	San Francisco	0 	111 N	Arizona St.	0 		
24 A	Santa Clara	1 	41 A	San Diego	0 	57 A	Eastern Wash.	0 	114 A	Oregon St.	2 		
24 H	Santa Clara	1 	41 H	San Diego	0 	71 N	Tennessee	0 	119 H	Idaho St.	0 		
			50 A	St. Mary's (Cal.)	0 	83 A	Idaho	1 	149 N	Northern Ariz.	0 		
			50 H	St. Mary's (Cal.)	0 	90 A	Nevada	0 	157 H	UNLV	2 		
						96 N	Marquette	3 1	163 A	Washington St.	0 		
									173 N	Wyoming	0 		
									205 A	Portland	2 		
									205 H	Portland	3 1		
									242 A	Montana	3 1		
									249 H	Boise St.	2 		
									261 N	Mississippi St.	3 2		
			LAST 10 GAMES										
			205 H	Portland	3 1	24 A	Santa Clara	1 					
			5 A	Pepperdine	0 	41 A	San Diego	0 					
			27 A	Loyola Marymount	0 	205 A	Portland	2 					
			50 H	St. Mary's (Cal.)	0 	27 H	Loyola Marymount	0 					
			53 H	San Francisco	0 	5 H	Pepperdine	2 					

Non-Div. I Games:

Gonzaga

Average RPI Win: 262		WON-LOST	WINNING	LAST 10	STRENGTH OF		OPP. STRENGTH	TEAM	ADJ		CONF.	ADJ CONF.			
Average RPI Loss: 178		RECORD	PCT. RANK	GAMES	SCHEDULE		OF SCHEDULE	RPI	RPI		RPI	RPI			
DIV. I ONLY		14- 13	.51852	142	6- 4		262	280	213		.41677	226	27	27	
DIV. I NON-CONF.		8- 7	.53333	143	1- 3		231	277	202		.43605	217	28	27	
<hr/>															
TOTALS		RPI 1-25		RPI 26-50		W-L RECORDS		RPI 51-100		RPI 101-150		RPI 150+			
14- 13		0- 0		0- 1		OVERALL		0- 2		0- 2		14- 8			
8- 4		0- 0		0- 1		HOME		0- 1		0- 0		8- 2			
4- 4		0- 0		0- 0		AWAY		0- 0		0- 1		4- 3			
2- 5		0- 0		0- 0		NEUTRAL		0- 1		0- 1		2- 3			
8- 7		0- 0		0- 1		NON-CONFERENCE		0- 1		0- 0		8- 5			
5- 2		0- 0		0- 1		HOME		0- 0		0- 0		5- 1			
2- 1		0- 0		0- 0		AWAY		0- 0		0- 0		2- 1			
1- 4		0- 0		0- 0		NEUTRAL		0- 1		0- 0		1- 3			
6- 6		0- 0		0- 0		CONFERENCE		0- 1		0- 2		6- 3			
3- 2		0- 0		0- 0		HOME		0- 1		0- 0		3- 1			
2- 3		0- 0		0- 0		AWAY		0- 0		0- 1		2- 2			
1- 1		0- 0		0- 0		NEUTRAL		0- 0		0- 1		1- 0			
RPI	S	Opponent	Score	RPI	S	Opponent	Score	RPI	S	Opponent	Score	RPI	S	Opponent	Score
				42	H	Florida A&M	0 3	72	H	UCF	1 3	120	A	Georgia St.	0 3
								81	N	Memphis	0 3	120	N	Georgia St.	0 3
												162	A	Alabama A&M	3 0
												162	H	Alabama A&M	3 2
												197	H	Fla. Atlantic	1 3
												207	A	Jacksonville	1 3
												207	N	Jacksonville	3 1
												220	A	Birmingham-So.	1 3
												221	N	North Carolina St.	2 3
												239	H	Samford	1 3
												246	A	Davidson	3 0
												251	N	South Ala.	1 3
												271	N	Wofford	2 3
												273	N	Radford	3 2
												274	A	Mercer	0 3
												277	A	Stetson	3 1
												278	H	Bethune-Cookman	3 0
												289	H	Belmont	3 0
												291	H	Gardner-Webb	3 0
												292	A	Lipscomb	3 1
												296	H	Tennessee St.	3 0
												297	H	Jackson St.	3 0
												299	H	Alabama St.	3 0
												302	H	Campbell	3 0
<hr/>															
LAST 10 GAMES															
				120	N	Georgia St.	0 3	42	H	Florida A&M	0 3	299	H	Alabama St.	3 0
				207	N	Jacksonville	3 1	162	A	Alabama A&M	3 0	302	H	Campbell	3 0
				239	H	Samford	1 3	291	H	Gardner-Webb	3 0				
				220	A	Birmingham-So.	1 3	289	H	Belmont	3 0				
				302	H	Campbell	3 0	277	A	Stetson	3 1				

Non-Div. I Games:

Troy St.

Average RPI Win:		216	WON-LOST	WINNING	LAST 10	STRENGTH OF		OPP. STRENGTH	TEAM	ADJ	CONF.	ADJ CONF.
Average RPI Loss:		147	RECORD	PCT. RANK	GAMES	SCHEDULE		OF SCHEDULE	RPI	RPI	RPI	RPI
DIV. I ONLY		11- 19		.36667	211	6- 4		180	209	215	.41654	227
DIV. I NON-CONF.		1- 12		.07692	296	0- 0		126	131	260	.3807	261
TOTALS		RPI 1-25		RPI 26-50		W-L RECORDS		RPI 51-100		RPI 101-150		RPI 150+
11- 19	0- 1			0- 1		OVERALL		1- 4		2- 4		8- 9
7- 3	0- 0			0- 0		HOME		1- 1		2- 0		4- 2
4- 8	0- 0			0- 0		AWAY		0- 1		0- 3		4- 4
0- 8	0- 1			0- 1		NEUTRAL		0- 2		0- 1		0- 3
1- 12	0- 1			0- 1		NON-CONFERENCE		0- 2		0- 3		1- 5
0- 2	0- 0			0- 0		HOME		0- 1		0- 0		0- 1
1- 3	0- 0			0- 0		AWAY		0- 0		0- 2		1- 1
0- 7	0- 1			0- 1		NEUTRAL		0- 1		0- 1		0- 3
10- 7	0- 0			0- 0		CONFERENCE		1- 2		2- 1		7- 4
7- 1	0- 0			0- 0		HOME		1- 0		2- 0		4- 1
3- 5	0- 0			0- 0		AWAY		0- 1		0- 1		3- 3
0- 1	0- 0			0- 0		NEUTRAL		0- 1		0- 0		0- 0
RPI S	Opponent	Score	RPI S	Opponent	Score	RPI S	Opponent	Score	RPI S	Opponent	Score	
8 N	Penn St.	0 3	37 N	Colorado	0 3	58 N	Wis.-Green Bay	0 3	107 A	Arkansas St.	0 3	
						81 H	Memphis	1 3	115 A	Indiana	1 3	
						87 A	Murray St.	2 3	116 H	Morehead St.	3 0	
						87 H	Murray St.	3 0	136 H	Eastern Ky.	3 2	
						87 N	Murray St.	0 3	141 A	Jacksonville St.	1 3	
									148 N	Rhode Island	1 3	
									158 N	Louisiana Tech	0 3	
									177 N	DePaul	0 3	
									202 N	IUPUI	1 3	
									203 A	Austin Peay	0 3	
									203 H	Austin Peay	1 3	
									204 A	Maine	2 3	
									211 A	Tennessee Tech	3 0	
									211 H	Tennessee Tech	3 0	
									239 A	Samford	3 1	
									245 H	Southern Ill.	2 3	
									253 A	Drake	3 1	
									258 A	Eastern Ill.	1 3	
									258 H	Eastern Ill.	3 0	
									268 A	Tenn.-Martin	1 3	
									268 H	Tenn.-Martin	3 0	
									296 A	Tennessee St.	3 0	
									296 H	Tennessee St.	3 0	
LAST 10 GAMES												
						87 N	Murray St.	0 3	258 H	Eastern Ill.	3 0	
						268 A	Tenn.-Martin	1 3	268 H	Tenn.-Martin	3 0	
						87 A	Murray St.	2 3	87 H	Murray St.	3 0	
						116 H	Morehead St.	3 0	239 A	Samford	3 1	
						136 H	Eastern Ky.	3 2	141 A	Jacksonville St.	1 3	

Non-Div. I Games:

Southeast Mo. St.

Average RPI Win:	248	WON-LOST RECORD	WINNING PCT. RANK	LAST 10 GAMES	STRENGTH OF SCHEDULE	OPP. STRENGTH OF SCHEDULE	TEAM RPI	ADJ RPI	CONF. RPI	ADJ CONF. RPI	
DIV. I ONLY		11- 20	.35484 216	4- 6	195	238	228	.41054 228	21	21	
DIV. I NON-CONF.		7- 9	.4375 189	1- 0	177	235	194	.45276 194	20	20	
<hr/>											
TOTALS	RPI 1-25	RPI 26-50		W-L RECORDS		RPI 51-100		RPI 101-150		RPI 150+	
11- 20	0- 0	0- 0		OVERALL		0- 3		0- 8		11- 9	
5- 8	0- 0	0- 0		HOME		0- 1		0- 3		5- 4	
3- 8	0- 0	0- 0		AWAY		0- 2		0- 3		3- 3	
3- 4	0- 0	0- 0		NEUTRAL		0- 0		0- 2		3- 2	
<hr/>											
7- 9	0- 0	0- 0		NON-CONFERENCE		0- 0		0- 6		7- 3	
3- 3	0- 0	0- 0		HOME		0- 0		0- 2		3- 1	
1- 2	0- 0	0- 0		AWAY		0- 0		0- 2		1- 0	
3- 4	0- 0	0- 0		NEUTRAL		0- 0		0- 2		3- 2	
<hr/>											
4- 11	0- 0	0- 0		CONFERENCE		0- 3		0- 2		4- 6	
2- 5	0- 0	0- 0		HOME		0- 1		0- 1		2- 3	
2- 6	0- 0	0- 0		AWAY		0- 2		0- 1		2- 3	
0- 0	0- 0	0- 0		NEUTRAL		0- 0		0- 0		0- 0	
<hr/>											
RPI S	Opponent	Score	RPI S	Opponent	Score	RPI S	Opponent	Score	RPI S	Opponent	Score
						82 A Towson	0	3	102 N Ga. Southern	0	3
						82 A Towson	1	3	104 H Albany (N.Y.)	1	3
						82 H Towson	1	3	113 A St. John's (N.Y.)	0	3
									120 A Georgia St.	0	3
									120 N Georgia St.	0	3
									123 H Liberty	0	3
									131 A George Mason	1	3
									131 H George Mason	1	3
									153 N Air Force	1	3
									159 H UNC Asheville	2	3
									171 A Hofstra	3	0
									171 H Hofstra	0	3
									182 A James Madison	2	3
									182 H James Madison	1	3
									192 N Appalachian St.	3	1
									230 A Delaware	0	3
									230 H Delaware	3	1
									236 H N.C. A&T	3	0
									238 A William & Mary	3	2
									238 H William & Mary	1	3
									239 N Samford	2	3
									251 N South Ala.	3	1
									272 A UNC Wilmington	0	3
									272 H UNC Wilmington	3	1
									273 H Radford	3	1
			276 H Loyola (Md.)	3	1						
			280 A High Point	3	1						
<hr/>											
			LAST 10 GAMES								
			238 A William & Mary	3	2	82 A Towson	1	3	272 A UNC Wilmington	0	3
			272 A UNC Wilmington	0	3	182 A James Madison	2	3	272 H UNC Wilmington	3	1
			230 H Delaware	3	1	272 H UNC Wilmington	3	1	273 H Radford	3	1
			171 H Hofstra	0	3	238 H William & Mary	1	3	276 H Loyola (Md.)	3	1
			131 A George Mason	1	3	273 H Radford	3	1	280 A High Point	3	1

Non-Div. I Games:

Va. Commonwealth

RPI	S	Opponent	Score	
308	N	Coppin St.	3	0

Va. Commonwealth

V
a
.
C
o
m
m
o
n
w
e
a
l
t
h

V
a
.
C
o
m
m
o
n
w
e
a
l
t
h

Average RPI Win: 236		WON-LOST RECORD		WINNING PCT. RANK		LAST 10 GAMES		STRENGTH OF SCHEDULE		OPP. STRENGTH OF SCHEDULE		TEAM RPI		ADJ RPI		CONF. RPI		ADJ CONF. RPI	
DIV. I ONLY		10- 20		.33333 229		2- 8		158		243		222		.41047 229		15		17	
DIV. I NON-CONF.		8- 8		.5 153		0- 0		204		302		209		.4301 224		18		18	
TOTALS		RPI 1-25		RPI 26-50		W-L RECORDS		RPI 51-100		RPI 101-150		RPI 150+							
10- 20		0- 0		0- 0		OVERALL		0- 5		0- 5		10- 10							
6- 5		0- 0		0- 0		HOME		0- 2		0- 2		6- 1							
2- 10		0- 0		0- 0		AWAY		0- 2		0- 2		2- 6							
2- 5		0- 0		0- 0		NEUTRAL		0- 1		0- 1		2- 3							
8- 8		0- 0		0- 0		NON-CONFERENCE		0- 1		0- 1		8- 6							
4- 0		0- 0		0- 0		HOME		0- 0		0- 0		4- 0							
2- 3		0- 0		0- 0		AWAY		0- 0		0- 0		2- 3							
2- 5		0- 0		0- 0		NEUTRAL		0- 1		0- 1		2- 3							
2- 12		0- 0		0- 0		CONFERENCE		0- 4		0- 4		2- 4							
2- 5		0- 0		0- 0		HOME		0- 2		0- 2		2- 1							
0- 7		0- 0		0- 0		AWAY		0- 2		0- 2		0- 3							
0- 0		0- 0		0- 0		NEUTRAL		0- 0		0- 0		0- 0							
RPI S	Opponent	Score		RPI S	Opponent	Score		RPI S	Opponent	Score		RPI S	Opponent	Score					
								60 A	Northeastern	0	3	104 A	Albany (N.Y.)	0	3				
								60 H	Northeastern	0	3	104 H	Albany (N.Y.)	2	3				
								74 A	New Hampshire	0	3	105 A	Stony Brook	0	3				
								74 H	New Hampshire	0	3	105 H	Stony Brook	0	3				
								92 N	Cornell	1	3	144 N	Boston College	0	3				
												155 H	Md.-East. Shore	3	1				
												170 A	Seton Hall	0	3				
												184 A	Central Conn. St.	3	1				
												184 H	Central Conn. St.	3	2				
												194 A	UMBC	0	3				
												194 H	UMBC	3	1				
												198 A	Binghamton	0	3				
												198 H	Binghamton	3	2				
												204 A	Maine	2	3				
												204 H	Maine	0	3				
												224 N	Iona	2	3				
												224 N	Iona	0	3				
												241 A	Army	1	3				
												266 N	La Salle	2	3				
												270 N	Marist	3	0				
												282 A	Holy Cross	2	3				
												286 A	Siena	3	2				
												288 N	Providence	3	1				
												300 H	St. Francis (N.Y.)	3	0				
												303 H	Sacred Heart	3	0				
				LAST 10 GAMES															
				194 H	UMBC	3	1	204 H	Maine	0	3	288 N	Providence	3	1				
				198 H	Binghamton	3	2	105 A	Stony Brook	0	3	300 H	St. Francis (N.Y.)	3	0				
				104 A	Albany (N.Y.)	0	3	60 H	Northeastern	0	3	303 H	Sacred Heart	3	0				
				60 A	Northeastern	0	3	104 H	Albany (N.Y.)	2	3								
				74 H	New Hampshire	0	3	204 A	Maine	2	3								

Non-Div. I Games:

Hartford

Average RPI Win:	228	WON-LOST	WINNING	LAST 10	STRENGTH OF	OPP. STRENGTH	TEAM	ADJ	CONF.	ADJ CONF.	
Average RPI Loss:	149	RECORD	PCT. RANK	GAMES	SCHEDULE	OF SCHEDULE	RPI	RPI	RPI	RPI	
DIV. I ONLY	11- 17	.39286	197	2- 8	259	176	233	.41038	230	21	21
DIV. I NON-CONF.	6- 8	.42857	197	0- 1	252	132	227	.43159	222	20	20
<hr/>											
TOTALS	RPI 1-25	RPI 26-50		W-L RECORDS		RPI 51-100		RPI 101-150		RPI 150+	
11- 17	0- 0	0- 0		OVERALL		1- 3		0- 7		10- 7	
6- 3	0- 0	0- 0		HOME		0- 1		0- 1		6- 1	
2- 11	0- 0	0- 0		AWAY		1- 2		0- 3		1- 6	
3- 3	0- 0	0- 0		NEUTRAL		0- 0		0- 3		3- 0	
<hr/>											
6- 8	0- 0	0- 0		NON-CONFERENCE		1- 1		0- 5		5- 2	
2- 0	0- 0	0- 0		HOME		0- 0		0- 0		2- 0	
1- 5	0- 0	0- 0		AWAY		1- 1		0- 2		0- 2	
3- 3	0- 0	0- 0		NEUTRAL		0- 0		0- 3		3- 0	
<hr/>											
5- 9	0- 0	0- 0		CONFERENCE		0- 2		0- 2		5- 5	
4- 3	0- 0	0- 0		HOME		0- 1		0- 1		4- 1	
1- 6	0- 0	0- 0		AWAY		0- 1		0- 1		1- 4	
0- 0	0- 0	0- 0		NEUTRAL		0- 0		0- 0		0- 0	
<hr/>											
RPI	S	Opponent	Score	RPI	S	Opponent	Score	RPI	S	Opponent	Score
						68 A Col. of Charleston	1 3			106 N George Washington	0 3
						69 A Temple	3 2			125 N TCU	0 3
						82 A Towson	0 3			129 A Rutgers	0 3
						82 H Towson	0 3			131 A George Mason	1 3
										131 H George Mason	1 3
										132 A Villanova	1 3
										146 N Middle Tenn.	1 3
										171 A Hofstra	1 3
										171 H Hofstra	2 3
										182 A James Madison	1 3
										182 H James Madison	3 0
										185 A Georgetown	1 3
										199 A New Mexico	0 3
										206 N Youngstown St.	3 1
										228 A Va. Commonwealth	1 3
										228 H Va. Commonwealth	3 0
										238 A William & Mary	3 1
										238 H William & Mary	3 0
										243 N St. Peter's	3 0
										266 H La Salle	3 2
										272 A UNC Wilmington	2 3
										272 H UNC Wilmington	3 0
										276 H Loyola (Md.)	3 0
										293 N Alcorn St.	3 0

Non-Div. I Games:

Delaware

Average RPI Win:		234	WON-LOST RECORD		WINNING PCT. RANK		LAST 10 GAMES		STRENGTH OF SCHEDULE		OPP. STRENGTH OF SCHEDULE		TEAM RPI	ADJ RPI		CONF. RPI	ADJ CONF. RPI
DIV. I ONLY			7- 23	.23333	267	4- 6			113		191		226	.41001	231	28	28
DIV. I NON-CONF.			2- 18	.1	291	0- 3			57		110		219	.43369	220	26	26
TOTALS		RPI 1-25		RPI 26-50		W-L RECORDS		RPI 51-100		RPI 101-150		RPI 150+					
7- 23		0- 1		0- 3		OVERALL		1- 5		0- 7		6- 7					
4- 3		0- 0		0- 0		HOME		0- 1		0- 1		4- 1					
3- 8		0- 0		0- 1		AWAY		1- 0		0- 3		2- 4					
0- 12		0- 1		0- 2		NEUTRAL		0- 4		0- 3		0- 2					
2- 18		0- 1		0- 3		NON-CONFERENCE		1- 5		0- 5		1- 4					
1- 2		0- 0		0- 0		HOME		0- 1		0- 1		1- 0					
1- 5		0- 0		0- 1		AWAY		1- 0		0- 2		0- 2					
0- 11		0- 1		0- 2		NEUTRAL		0- 4		0- 2		0- 2					
5- 5		0- 0		0- 0		CONFERENCE		0- 0		0- 2		5- 3					
3- 1		0- 0		0- 0		HOME		0- 0		0- 0		3- 1					
2- 3		0- 0		0- 0		AWAY		0- 0		0- 1		2- 2					
0- 1		0- 0		0- 0		NEUTRAL		0- 0		0- 1		0- 0					
RPI	S	Opponent		Score		RPI	S	Opponent		Score		RPI	S	Opponent		Score	
21	N	Cincinnati		0	3	27	N	Loyola Marymount		0	3	57	N	Eastern Wash.		0	3
						29	N	Dayton		0	3	65	N	Ball St.		0	3
						41	A	San Diego		0	3	74	A	New Hampshire		3	2
												92	N	Cornell		0	3
												94	H	Connecticut		0	3
												94	N	Connecticut		0	3
												104	A	Albany (N.Y.)		1	3
												106	N	George Washington		0	3
												132	H	Villanova		1	3
												134	N	Kent St.		1	3
												148	A	Rhode Island		1	3
												150	A	Manhattan		2	3
												150	N	Manhattan		0	3
												168	N	Long Island		0	3
												170	A	Seton Hall		0	3
												185	N	Georgetown		1	3
												214	A	Canisius		3	1
												223	A	Fordham		1	3
												224	A	Iona		1	3
												241	H	Army		3	1
												243	A	St. Peter's		1	3
												262	A	Niagara		3	2
												270	H	Marist		2	3
												276	H	Loyola (Md.)		3	1
												283	H	Rider		3	1
												286	H	Siena		3	2
LAST 10 GAMES																	
						150	N	Manhattan		0	3	276	H	Loyola (Md.)		3	1
						94	H	Connecticut		0	3	283	H	Rider		3	1
						214	A	Canisius		3	1	150	A	Manhattan		2	3
						262	A	Niagara		3	2	243	A	St. Peter's		1	3
						223	A	Fordham		1	3	132	H	Villanova		1	3

Non-Div. I Games:

Fairfield

Average RPI Win: 287		WON-LOST RECORD		WINNING PCT. RANK		LAST 10 GAMES		STRENGTH OF SCHEDULE		OPP. STRENGTH OF SCHEDULE		TEAM RPI		ADJ RPI		CONF. RPI		ADJ CONF. RPI	
Average RPI Loss: 154																			
DIV. I ONLY		15- 18		.45455 173		7- 3		256		283		230		.40424 232		30		30	
DIV. I NON-CONF.		3- 13		.1875 272		0- 0		240		210		278		.34662 276		31		31	
TOTALS		RPI 1-25		RPI 26-50		W-L RECORDS		RPI 51-100		RPI 101-150		RPI 150+							
15- 18		0- 1		0- 2		OVERALL		0- 2		0- 2		15- 11							
6- 4		0- 0		0- 1		HOME		0- 1		0- 0		6- 2							
7- 5		0- 1		0- 0		AWAY		0- 0		0- 0		7- 4							
2- 9		0- 0		0- 1		NEUTRAL		0- 1		0- 2		2- 5							
3- 13		0- 1		0- 0		NON-CONFERENCE		0- 2		0- 2		3- 8							
0- 2		0- 0		0- 0		HOME		0- 1		0- 0		0- 1							
2- 3		0- 1		0- 0		AWAY		0- 0		0- 0		2- 2							
1- 8		0- 0		0- 0		NEUTRAL		0- 1		0- 2		1- 5							
12- 5		0- 0		0- 2		CONFERENCE		0- 0		0- 0		12- 3							
6- 2		0- 0		0- 1		HOME		0- 0		0- 0		6- 1							
5- 2		0- 0		0- 0		AWAY		0- 0		0- 0		5- 2							
1- 1		0- 0		0- 1		NEUTRAL		0- 0		0- 0		1- 0							
RPI S	Opponent	Score		RPI S	Opponent	Score		RPI S	Opponent	Score		RPI S	Opponent	Score					
18 A	Maryland	0	3	42 H	Florida A&M	0	3	68 N	Col. of Charleston	0	3	105 N	Stony Brook	1	3				
				42 N	Florida A&M	0	3	82 H	Towson	0	3	138 N	Yale	0	3				
												155 A	Md.-East. Shore	1	3				
												155 H	Md.-East. Shore	2	3				
												156 N	Virginia Tech	0	3				
												157 A	UNLV	0	3				
												180 N	Cal St. Fullerton	0	3				
												194 H	UMBC	2	3				
												236 A	N.C. A&T	1	3				
												247 N	Lamar	0	3				
												250 N	St. Francis (Pa.)	0	3				
												260 A	South Carolina St.	3	0				
												260 N	South Carolina St.	3	1				
												266 A	La Salle	2	3				
												267 A	Hampton	3	1				
												267 H	Hampton	3	2				
												276 A	Loyola (Md.)	3	2				
												278 H	Bethune-Cookman	3	1				
												279 A	Howard	3	2				
												279 H	Howard	3	0				
												283 N	Rider	2	3				
												295 A	Wagner	3	1				
												304 N	Lafayette	3	2				
												305 H	Norfolk St.	3	0				
												308 A	Coppin St.	3	1				
												308 H	Coppin St.	3	0				
												309 A	Delaware St.	3	0				
LAST 10 GAMES																			
260 N South Carolina St.				3	1	309 H Delaware St.				3	0	304 N Lafayette				3	2		
42 N Florida A&M				0	3	42 H Florida A&M				0	3	305 H Norfolk St.				3	0		
305 H Norfolk St.				3	0	278 H Bethune-Cookman				3	1	308 A Coppin St.				3	1		
308 H Coppin St.				3	0	260 A South Carolina St.				3	0	308 H Coppin St.				3	0		
155 H Md.-East. Shore				2	3	279 H Howard				3	0	309 A Delaware St.				3	0		

Non-Div. I Games:

Morgan St.

M
o
r
g
a
n
s
t
.

M
o
r
g
a
n
s
t
.

Morgan St.

Average RPI Win: 270		WON-LOST RECORD		WINNING PCT. RANK		LAST 10 GAMES		STRENGTH OF SCHEDULE		OPP. STRENGTH OF SCHEDULE		TEAM RPI		ADJ RPI		CONF. RPI		ADJ CONF. RPI	
Average RPI Loss: 112		10- 18		.35714 214		1- 9		254		169		241		.40398 233		11		11	
DIV. I ONLY		10- 18		.35714 214		1- 9		254		169		241		.40398 233		11		11	
DIV. I NON-CONF.		9- 3		.75 41		0- 0		298		297		188		.4565 189		8		8	
TOTALS		RPI 1-25		RPI 26-50		W-L RECORDS		RPI 51-100		RPI 101-150		RPI 150+							
10- 18		0- 2		0- 2		OVERALL		0- 6		1- 1		9- 7							
7- 7		0- 1		0- 1		HOME		0- 3		1- 1		6- 1							
1- 9		0- 1		0- 1		AWAY		0- 3		0- 0		1- 4							
2- 2		0- 0		0- 0		NEUTRAL		0- 0		0- 0		2- 2							
9- 3		0- 0		0- 0		NON-CONFERENCE		0- 0		1- 0		8- 3							
6- 0		0- 0		0- 0		HOME		0- 0		1- 0		5- 0							
1- 1		0- 0		0- 0		AWAY		0- 0		0- 0		1- 1							
2- 2		0- 0		0- 0		NEUTRAL		0- 0		0- 0		2- 2							
1- 15		0- 2		0- 2		CONFERENCE		0- 6		0- 1		1- 4							
1- 7		0- 1		0- 1		HOME		0- 3		0- 1		1- 1							
0- 8		0- 1		0- 1		AWAY		0- 3		0- 0		0- 3							
0- 0		0- 0		0- 0		NEUTRAL		0- 0		0- 0		0- 0							
RPI	S	Opponent		Score		RPI	S	Opponent		Score		RPI	S	Opponent		Score			
2	A	Florida		0 3		34	A	Arkansas		1 3		66	A	Georgia		1 3			
2	H	Florida		0 3		34	H	Arkansas		0 3		66	H	Georgia		0 3			
												71	A	Tennessee		0 3			
												73	A	Alabama		0 3			
												73	H	Alabama		0 3			
												97	H	South Carolina		0 3			
												121	H	Kentucky		1 3			
												141	H	Jacksonville St.		3 2			
												151	A	Iowa St.		0 3			
												166	A	LSU		2 3			
												167	N	Creighton		0 3			
												187	N	McNeese St.		0 3			
												219	A	Mississippi		1 3			
												219	H	Mississippi		2 3			
												240	H	Elon		3 0			
												261	A	Mississippi St.		2 3			
												261	H	Mississippi St.		3 2			
												274	H	Mercer		3 1			
												278	H	Bethune-Cookman		3 1			
												292	H	Lipscomb		3 0			
												299	H	Alabama St.		3 0			
												300	N	St. Francis (N.Y.)		3 0			
												304	A	Lafayette		3 0			
												309	N	Delaware St.		3 0			
LAST 10 GAMES																			
						34	H	Arkansas		0 3		97	H	South Carolina		0 3			
						73	A	Alabama		0 3		261	H	Mississippi St.		3 2			
						219	A	Mississippi		1 3		219	H	Mississippi		2 3			
						261	A	Mississippi St.		2 3		71	A	Tennessee		0 3			
						121	H	Kentucky		1 3		73	H	Alabama		0 3			

Non-Div. I Games:

Auburn

Average RPI Win: 265		WON-LOST RECORD		WINNING PCT. RANK		LAST 10 GAMES		STRENGTH OF SCHEDULE		OPP. STRENGTH OF SCHEDULE		TEAM RPI		ADJ RPI		CONF. RPI		ADJ CONF. RPI	
DIV. I ONLY		10- 21		.32258 235		2- 8		234		182		244		.40165 234		13		13	
DIV. I NON-CONF.		9- 9		.5 153		1- 0		278		239		234		.41508 234		13		13	
TOTALS		RPI 1-25		RPI 26-50		W-L RECORDS		RPI 51-100		RPI 101-150		RPI 150+							
10- 21		0- 2		0- 0		OVERALL		0- 5		0- 7		10- 7							
2- 6		0- 2		0- 0		HOME		0- 1		0- 1		2- 2							
2- 10		0- 0		0- 0		AWAY		0- 3		0- 4		2- 3							
6- 5		0- 0		0- 0		NEUTRAL		0- 1		0- 2		6- 2							
9- 9		0- 0		0- 0		NON-CONFERENCE		0- 1		0- 4		9- 4							
1- 0		0- 0		0- 0		HOME		0- 0		0- 0		1- 0							
2- 4		0- 0		0- 0		AWAY		0- 0		0- 2		2- 2							
6- 5		0- 0		0- 0		NEUTRAL		0- 1		0- 2		6- 2							
1- 12		0- 2		0- 0		CONFERENCE		0- 4		0- 3		1- 3							
1- 6		0- 2		0- 0		HOME		0- 1		0- 1		1- 2							
0- 6		0- 0		0- 0		AWAY		0- 3		0- 2		0- 1							
0- 0		0- 0		0- 0		NEUTRAL		0- 0		0- 0		0- 0							
RPI	S	Opponent		Score		RPI	S	Opponent		Score		RPI	S	Opponent		Score			
15	H	Louisville		1	3			76	A	Tulane		0	3	116	N	Morehead St.		0	3
21	H	Cincinnati		0	3			78	A	Southern Miss.		0	3	123	N	Liberty		1	3
								81	H	Memphis		0	3	125	A	TCU		0	3
								96	A	Marquette		1	3	127	H	South Fla.		2	3
								98	N	Eastern Mich.		0	3	135	A	Houston		0	3
													139	A	Coastal Caro.		0	3	
													142	A	Duke		0	3	
													169	N	Oklahoma		2	3	
													177	A	DePaul		0	3	
													181	A	Furman		2	3	
													189	H	UAB		2	3	
													190	H	St. Louis		1	3	
													217	H	Charlotte		3	0	
													220	N	Birmingham-So.		3	0	
													221	H	North Carolina St.		3	0	
													236	A	N.C. A&T		1	3	
													240	N	Elon		2	3	
													272	A	UNC Wilmington		3	0	
													273	N	Radford		3	0	
													278	N	Bethune-Cookman		3	0	
													285	N	UNC Greensboro		3	0	
													291	N	Gardner-Webb		3	0	
													292	N	Lipscomb		3	0	
													302	A	Campbell		3	0	
				LAST 10 GAMES															
				125	A	TCU	0	3	76	A	Tulane	0	3						
				135	A	Houston	0	3	217	H	Charlotte	3	0						
				190	H	St. Louis	1	3	21	H	Cincinnati	0	3						
				81	H	Memphis	0	3	15	H	Louisville	1	3						
				78	A	Southern Miss.	0	3	221	H	North Carolina St.	3	0						

Non-Div. I Games:

East Caro.

Average RPI Win: 274		WON-LOST	WINNING		LAST 10	STRENGTH OF		OPP. STRENGTH	TEAM	ADJ		CONF.	ADJ CONF.
Average RPI Loss: 181		RECORD	PCT. RANK		GAMES	SCHEDULE		OF SCHEDULE	RPI	RPI		RPI	RPI
DIV. I ONLY		18- 14	.5625	121	4- 6	299		276	234	.40158	235	26	26
DIV. I NON-CONF.		10- 7	.58824	116	1- 1	303		275	238	.40878	235	29	28
TOTALS		RPI 1-25	RPI 26-50		W-L RECORDS		RPI 51-100		RPI 101-150		RPI 150+		
18- 14	0- 0	0- 0		OVERALL		0- 4		0- 1		18- 9			
7- 4	0- 0	0- 0		HOME		0- 1		0- 0		7- 3			
6- 6	0- 0	0- 0		AWAY		0- 1		0- 1		6- 4			
5- 4	0- 0	0- 0		NEUTRAL		0- 2		0- 0		5- 2			
10- 7	0- 0	0- 0		NON-CONFERENCE		0- 2		0- 1		10- 4			
3- 1	0- 0	0- 0		HOME		0- 0		0- 0		3- 1			
2- 3	0- 0	0- 0		AWAY		0- 0		0- 1		2- 2			
5- 3	0- 0	0- 0		NEUTRAL		0- 2		0- 0		5- 1			
8- 7	0- 0	0- 0		CONFERENCE		0- 2		0- 0		8- 5			
4- 3	0- 0	0- 0		HOME		0- 1		0- 0		4- 2			
4- 3	0- 0	0- 0		AWAY		0- 1		0- 0		4- 2			
0- 1	0- 0	0- 0		NEUTRAL		0- 0		0- 0		0- 1			
RPI S	Opponent	Score	RPI S	Opponent	Score	RPI S	Opponent	Score	RPI S	Opponent	Score		
						61 A American	1	3	137 A Cleveland St.	0	3		
						61 H American	0	3	170 H Seton Hall	1	3		
						99 N North Texas	0	3	201 A Bucknell	0	3		
						100 N IPFW	0	3	201 H Bucknell	0	3		
									201 N Bucknell	0	3		
									208 N Tex.-Pan American	2	3		
									241 A Army	3	0		
									241 H Army	3	1		
									247 A Lamar	0	3		
									250 N St. Francis (Pa.)	3	0		
									255 A Navy	3	0		
									255 H Navy	2	3		
									262 H Niagara	3	1		
									264 N Oakland	3	1		
									265 A Colgate	3	2		
									265 H Colgate	3	1		
									276 H Loyola (Md.)	3	1		
									279 N Howard	3	1		
									282 A Holy Cross	3	0		
									282 H Holy Cross	3	0		
									283 A Rider	0	3		
									288 N Providence	3	1		
									294 H Quinnipiac	3	0		
									295 A Wagner	3	1		
									295 N Wagner	3	0		
									298 A Fairleigh Dickinson	3	0		
									304 A Lafayette	1	3		
			LAST 10 GAMES										
			201 N Bucknell	0	3	201 H Bucknell	0	3	294 H Quinnipiac	3	0		
			304 A Lafayette	1	3	265 H Colgate	3	1	295 A Wagner	3	1		
			295 A Wagner	3	1	255 H Navy	2	3	295 N Wagner	3	0		
			241 A Army	3	0	61 H American	0	3	298 A Fairleigh Dickinson	3	0		
			282 A Holy Cross	3	0	170 H Seton Hall	1	3	304 A Lafayette	1	3		

Non-Div. I Games:

Lehigh

RPI	S	Opponent	Score	
304	H	Lafayette	3	1

Lehigh

L
e
h
i
g
h

L
e
h
i
g
h

Average RPI Win: 281		WON-LOST	WINNING	LAST 10	STRENGTH OF		OPP. STRENGTH	TEAM	ADJ	CONF.	ADJ CONF.
Average RPI Loss: 167		RECORD	PCT. RANK	GAMES	SCHEDULE		OF SCHEDULE	RPI	RPI	RPI	RPI
DIV. I ONLY		17- 16	.51515	153	287		282	236	.40003	236	30
DIV. I NON-CONF.		6- 12	.33333	228	294		261	279	.34008	280	31
TOTALS		RPI 1-25	RPI 26-50		W-L RECORDS		RPI 51-100		RPI 101-150		RPI 150+
17- 16	0- 0	0- 2		OVERALL		0- 2		0- 2		17- 10	
10- 4	0- 0	0- 1		HOME		0- 0		0- 1		10- 2	
4- 9	0- 0	0- 1		AWAY		0- 1		0- 0		4- 7	
3- 3	0- 0	0- 0		NEUTRAL		0- 1		0- 1		3- 1	
6- 12	0- 0	0- 0		NON-CONFERENCE		0- 2		0- 2		6- 8	
4- 2	0- 0	0- 0		HOME		0- 0		0- 1		4- 1	
0- 7	0- 0	0- 0		AWAY		0- 1		0- 0		0- 6	
2- 3	0- 0	0- 0		NEUTRAL		0- 1		0- 1		2- 1	
11- 4	0- 0	0- 2		CONFERENCE		0- 0		0- 0		11- 2	
6- 2	0- 0	0- 1		HOME		0- 0		0- 0		6- 1	
4- 2	0- 0	0- 1		AWAY		0- 0		0- 0		4- 1	
1- 0	0- 0	0- 0		NEUTRAL		0- 0		0- 0		1- 0	
RPI S	Opponent	Score	RPI S	Opponent	Score	RPI S	Opponent	Score	RPI S	Opponent	Score
			42 A	Florida A&M	0 3	78 N	Southern Miss.	0 3	124 N	Texas Tech	0 3
			42 H	Florida A&M	0 3	86 A	Wake Forest	0 3	140 H	Marshall	1 3
									155 A	Md.-East. Shore	0 3
									155 H	Md.-East. Shore	0 3
									159 A	UNC Asheville	0 3
									212 N	Sam Houston St.	1 3
									221 H	North Carolina St.	0 3
									228 A	Va. Commonwealth	0 3
									232 H	Morgan St.	3 1
									234 H	East Caro.	3 1
									238 A	William & Mary	2 3
									240 A	Elon	1 3
									254 A	Tex. A&M-Corp. Chris	0 3
									260 A	South Carolina St.	3 1
									267 A	Hampton	3 1
									270 N	Marist	3 2
									278 A	Bethune-Cookman	3 1
									278 H	Bethune-Cookman	3 0
									278 H	Bethune-Cookman	3 1
									279 H	Howard	3 1
									280 H	High Point	3 2
									289 N	Belmont	3 0
									291 H	Gardner-Webb	3 0
									302 A	Campbell	2 3
									305 H	Norfolk St.	3 0
									305 N	Norfolk St.	3 0
									308 H	Coppin St.	3 0
LAST 10 GAMES			155 H	Md.-East. Shore	0 3	267 A	Hampton	3 1	291 H	Gardner-Webb	3 0
			278 H	Bethune-Cookman	3 1	309 A	Delaware St.	3 0	302 A	Campbell	2 3
			278 A	Bethune-Cookman	3 1	155 A	Md.-East. Shore	0 3	305 H	Norfolk St.	3 0
			42 A	Florida A&M	0 3	86 A	Wake Forest	0 3	305 N	Norfolk St.	3 0
			159 A	UNC Asheville	0 3	305 N	Norfolk St.	3 0	308 H	Coppin St.	3 0

Non-Div. I Games:

N.C. A&T

RPI	S	Opponent	Score	
309	A	Delaware St.	3	0
311	H	Savannah St.	3	0

N.C. A&T

N
.
C
.
A
&
T

N
.
C
.
A
&
T

Average RPI Win: 269		WON-LOST RECORD		WINNING PCT. RANK		LAST 10 GAMES		STRENGTH OF SCHEDULE		OPP. STRENGTH OF SCHEDULE		TEAM RPI		ADJ RPI		CONF. RPI		ADJ CONF. RPI	
DIV. I ONLY		6- 22		.21429 278		2- 8		153		179		243		.39934 237		14		14	
DIV. I NON-CONF.		4- 8		.33333 228		0- 0		168		251		230		.42147 228		15		16	
TOTALS		RPI 1-25		RPI 26-50		W-L RECORDS		RPI 51-100		RPI 101-150		RPI 150+							
6- 22		0- 0		0- 2		OVERALL		0- 8		0- 5		6- 7							
4- 7		0- 0		0- 1		HOME		0- 3		0- 2		4- 1							
0- 11		0- 0		0- 1		AWAY		0- 4		0- 3		0- 3							
2- 4		0- 0		0- 0		NEUTRAL		0- 1		0- 0		2- 3							
4- 8		0- 0		0- 0		NON-CONFERENCE		0- 3		0- 0		4- 5							
2- 1		0- 0		0- 0		HOME		0- 0		0- 0		2- 1							
0- 4		0- 0		0- 0		AWAY		0- 3		0- 0		0- 1							
2- 3		0- 0		0- 0		NEUTRAL		0- 0		0- 0		2- 3							
2- 14		0- 0		0- 2		CONFERENCE		0- 5		0- 5		2- 2							
2- 6		0- 0		0- 1		HOME		0- 3		0- 2		2- 0							
0- 7		0- 0		0- 1		AWAY		0- 1		0- 3		0- 2							
0- 1		0- 0		0- 0		NEUTRAL		0- 1		0- 0		0- 0							
RPI S	Opponent	Score		RPI S	Opponent	Score		RPI S	Opponent	Score		RPI S	Opponent	Score					
				33 A	New Mexico St.	0	3	52 H	Western Ky.	1	3	107 H	Arkansas St.	2	3				
				33 H	New Mexico St.	1	3	76 A	Tulane	0	3	122 A	Denver	0	3				
								78 A	Southern Miss.	0	3	122 H	Denver	0	3				
								81 A	Memphis	0	3	143 A	Florida Int'l	0	3				
								95 H	Ark.-Little Rock	0	3	146 A	Middle Tenn.	1	3				
								95 N	Ark.-Little Rock	0	3	158 H	Louisiana Tech	0	3				
								99 A	North Texas	1	3	159 A	Stephen F. Austin	2	3				
								99 H	North Texas	2	3	165 N	Tulsa	1	3				
												208 N	Tex.-Pan American	1	3				
												209 A	New Orleans	0	3				
												209 H	New Orleans	3	1				
												211 N	Tennessee Tech	1	3				
												251 A	South Ala.	1	3				
												251 H	South Ala.	3	0				
												282 N	Holy Cross	3	0				
												284 H	La.-Monroe	3	1				
												293 H	Alcorn St.	3	1				
												297 N	Jackson St.	3	0				
LAST 10 GAMES																			
				99 A	North Texas	1	3	209 H	New Orleans	3	1								
				146 A	Middle Tenn.	1	3	107 H	Arkansas St.	2	3								
				122 A	Denver	0	3	95 H	Ark.-Little Rock	0	3								
				33 A	New Mexico St.	0	3	143 A	Florida Int'l	0	3								
				251 H	South Ala.	3	0	209 A	New Orleans	0	3								

Non-Div. I Games:

La.-Lafayette

Average RPI Win:	258	WON-LOST	WINNING	LAST 10	STRENGTH OF	OPP. STRENGTH	TEAM	ADJ	CONF.	ADJ CONF.		
Average RPI Loss:	147	RECORD	PCT. RANK	GAMES	SCHEDULE	OF SCHEDULE	RPI	RPI	RPI	RPI		
DIV. I ONLY	10- 17	.37037	210	3- 7	243	237	238	.39918	238	21	21	
DIV. I NON-CONF.	6- 7	.46154	176	0- 1	216	247	216	.44279	208	20	20	
<hr/>												
TOTALS	RPI 1-25	RPI 26-50		W-L RECORDS	RPI 51-100		RPI 101-150		RPI 150+			
10- 17	0- 0	0- 1		OVERALL	0- 4		1- 3		9- 9			
6- 7	0- 0	0- 0		HOME	0- 2		1- 1		5- 4			
3- 7	0- 0	0- 0		AWAY	0- 1		0- 1		3- 5			
1- 3	0- 0	0- 1		NEUTRAL	0- 1		0- 1		1- 0			
<hr/>												
6- 7	0- 0	0- 1		NON-CONFERENCE	0- 2		0- 2		6- 2			
4- 2	0- 0	0- 0		HOME	0- 1		0- 1		4- 0			
1- 2	0- 0	0- 0		AWAY	0- 0		0- 0		1- 2			
1- 3	0- 0	0- 1		NEUTRAL	0- 1		0- 1		1- 0			
<hr/>												
4- 10	0- 0	0- 0		CONFERENCE	0- 2		1- 1		3- 7			
2- 5	0- 0	0- 0		HOME	0- 1		1- 0		1- 4			
2- 5	0- 0	0- 0		AWAY	0- 1		0- 1		2- 3			
0- 0	0- 0	0- 0		NEUTRAL	0- 0		0- 0		0- 0			
<hr/>												
RPI S	Opponent	Score	RPI S	Opponent	Score	RPI S	Opponent	Score	RPI S	Opponent	Score	
			43 N	Wis.-Milwaukee	0 3	59 H	Virginia	0 3	117 N	Purdue	0 3	
						82 A	Towson	0 3	123 H	Liberty	1 3	
						82 H	Towson	1 3	131 A	George Mason	1 3	
						86 N	Wake Forest	0 3	131 H	George Mason	3 2	
									171 A	Hofstra	0 3	
									171 H	Hofstra	2 3	
									182 A	James Madison	0 3	
									182 H	James Madison	0 3	
									185 A	Georgetown	2 3	
									190 A	St. Louis	0 3	
									228 A	Va. Commonwealth	3 1	
									228 H	Va. Commonwealth	2 3	
									230 A	Delaware	0 3	
									230 H	Delaware	1 3	
									236 H	N.C. A&T	3 2	
									267 H	Hampton	3 0	
									270 H	Marist	3 0	
									272 A	UNC Wilmington	3 0	
									272 H	UNC Wilmington	3 0	
									289 H	Belmont	3 1	
									305 A	Norfolk St.	3 0	
									308 N	Coppin St.	3 0	
<hr/>												
LAST 10 GAMES												
228 H Va. Commonwealth					2	3	131 H George Mason					3 2
182 H James Madison					0	3	82 H Towson					1 3
272 H UNC Wilmington					3	0	123 H Liberty					1 3
230 A Delaware					0	3	182 A James Madison					0 3
171 A Hofstra					0	3	228 A Va. Commonwealth					3 1

Non-Div. I Games:

William & Mary

Average RPI Win:	242	WON-LOST	WINNING	LAST 10	STRENGTH OF	OPP. STRENGTH	TEAM	ADJ	CONF.	ADJ CONF.	
Average RPI Loss:	169	RECORD	PCT. RANK	GAMES	SCHEDULE	OF SCHEDULE	RPI	RPI	RPI	RPI	
DIV. I ONLY	12- 18	.4	189	4- 6	248	230	235	.39871	239	22	22
DIV. I NON-CONF.	7- 7	.5	153	1- 0	255	218	222	.42519	227	22	22
<hr/>											
TOTALS	RPI 1-25	RPI 26-50		W-L RECORDS		RPI 51-100		RPI 101-150		RPI 150+	
12- 18	0- 0	0- 0		OVERALL		0- 2		0- 7		12- 9	
5- 7	0- 0	0- 0		HOME		0- 0		0- 3		5- 4	
5- 8	0- 0	0- 0		AWAY		0- 1		0- 4		5- 3	
2- 3	0- 0	0- 0		NEUTRAL		0- 1		0- 0		2- 2	
7- 7	0- 0	0- 0		NON-CONFERENCE		0- 1		0- 1		7- 5	
2- 2	0- 0	0- 0		HOME		0- 0		0- 0		2- 2	
3- 2	0- 0	0- 0		AWAY		0- 0		0- 1		3- 1	
2- 3	0- 0	0- 0		NEUTRAL		0- 1		0- 0		2- 2	
5- 11	0- 0	0- 0		CONFERENCE		0- 1		0- 6		5- 4	
3- 5	0- 0	0- 0		HOME		0- 0		0- 3		3- 2	
2- 6	0- 0	0- 0		AWAY		0- 1		0- 3		2- 2	
0- 0	0- 0	0- 0		NEUTRAL		0- 0		0- 0		0- 0	
RPI	S	Opponent	Score	RPI	S	Opponent	Score	RPI	S	Opponent	Score
						54 N Butler	2 3	116 A Morehead St.			0 3
						87 A Murray St.	0 3	116 H Morehead St.			0 3
								120 A Georgia St.			1 3
								136 A Eastern Ky.			0 3
								136 H Eastern Ky.			0 3
								141 A Jacksonville St.			0 3
								141 H Jacksonville St.			2 3
								153 N Air Force			3 1
								189 H UAB			1 3
								203 A Austin Peay			3 2
								203 H Austin Peay			0 3
								209 A New Orleans			0 3
								211 A Tennessee Tech			1 3
								211 H Tennessee Tech			3 0
								215 N Southeastern La.			0 3
								218 H Western Caro.			2 3
								220 A Birmingham-So.			3 1
								226 A Troy St.			3 1
								227 H Southeast Mo. St.			1 3
								228 N Va. Commonwealth			3 2
								251 H South Ala.			3 1
								251 N South Ala.			1 3
								258 H Eastern Ill.			3 1
								268 A Tenn.-Martin			0 3
								274 A Mercer			3 2
								289 H Belmont			3 0
								296 A Tennessee St.			3 1
LAST 10 GAMES											
						226 A Troy St.	3 1	116 A Morehead St.			0 3
						296 H Tennessee St.	3 1	136 A Eastern Ky.			0 3
						141 A Jacksonville St.	0 3	203 A Austin Peay			3 2
						211 H Tennessee Tech	3 0	211 A Tennessee Tech			1 3
						203 H Austin Peay	0 3	227 H Southeast Mo. St.			1 3

Non-Div. I Games:

Samford

Average RPI Win:	263	WON-LOST	WINNING	LAST 10	STRENGTH OF	OPP. STRENGTH	TEAM	ADJ	CONF.	ADJ CONF.	
Average RPI Loss:	165	RECORD	PCT. RANK	GAMES	SCHEDULE	OF SCHEDULE	RPI	RPI	RPI	RPI	
DIV. I ONLY	14- 19	.42424	183	4- 6	249	254	231	.39713	240	24	24
DIV. I NON-CONF.	7- 8	.46667	173	0- 0	203	246	206	.44573	206	25	24
<hr/>											
TOTALS	RPI 1-25	RPI 26-50		W-L RECORDS		RPI 51-100		RPI 101-150		RPI 150+	
14- 19	0- 0	0- 0		OVERALL		0- 3		0- 4		14- 12	
6- 7	0- 0	0- 0		HOME		0- 1		0- 0		6- 6	
5- 7	0- 0	0- 0		AWAY		0- 1		0- 1		5- 5	
3- 5	0- 0	0- 0		NEUTRAL		0- 1		0- 3		3- 1	
<hr/>											
7- 8	0- 0	0- 0		NON-CONFERENCE		0- 2		0- 3		7- 3	
3- 1	0- 0	0- 0		HOME		0- 0		0- 0		3- 1	
1- 2	0- 0	0- 0		AWAY		0- 1		0- 0		1- 1	
3- 5	0- 0	0- 0		NEUTRAL		0- 1		0- 3		3- 1	
<hr/>											
7- 11	0- 0	0- 0		CONFERENCE		0- 1		0- 1		7- 9	
3- 6	0- 0	0- 0		HOME		0- 1		0- 0		3- 5	
4- 5	0- 0	0- 0		AWAY		0- 0		0- 1		4- 4	
0- 0	0- 0	0- 0		NEUTRAL		0- 0		0- 0		0- 0	
<hr/>											
RPI S	Opponent	Score	RPI S	Opponent	Score	RPI S	Opponent	Score	RPI S	Opponent	Score
						68 H	Col. of Charleston	0 3	102 A	Ga. Southern	0 3
						76 A	Tulane	0 3	116 N	Morehead St.	0 3
						91 N	Wright St.	0 3	123 N	Liberty	1 3
									130 N	Nicholls St.	0 3
									159 H	UNC Asheville	1 3
									169 N	Oklahoma	0 3
									181 A	Furman	1 3
									181 H	Furman	1 3
									183 A	Chattanooga	1 3
									183 H	Chattanooga	0 3
									192 A	Appalachian St.	1 3
									192 H	Appalachian St.	0 3
									218 A	Western Caro.	3 2
									218 H	Western Caro.	2 3
									233 A	Auburn	0 3
									234 N	East Caro.	3 2
									236 H	N.C. A&T	3 1
									246 A	Davidson	3 2
									248 A	East Tenn. St.	0 3
									248 H	East Tenn. St.	3 0
									271 A	Wofford	3 0
									271 H	Wofford	3 1
									272 H	UNC Wilmington	3 2
									274 H	Mercer	3 2
			274 N	Mercer	3 1						
			280 A	High Point	3 1						
			285 A	UNC Greensboro	3 0						
			LAST 10 GAMES								
			248 A	East Tenn. St.	0 3	271 A	Wofford	3 0	272 H	UNC Wilmington	3 2
			183 A	Chattanooga	1 3	285 A	UNC Greensboro	3 0	274 H	Mercer	3 2
			192 H	Appalachian St.	0 3	246 A	Davidson	3 2	274 N	Mercer	3 1
			218 H	Western Caro.	2 3	102 A	Ga. Southern	0 3	280 A	High Point	3 1
			181 A	Furman	1 3	287 H	Citadel	3 0	285 A	UNC Greensboro	3 0

Non-Div. I Games:

Elon

RPI	S	Opponent	Score	
285	H	UNC Greensboro	1	3
287	H	Citadel	3	0
292	N	Lipscomb	3	0

Elon

E
l
o
n

E
l
o
n

Loss, Non-Conf, S Site, H Home, A Away, N Neutral Page 267

RPI	S	Opponent	Score	
304	A	Lafayette	3	1
304	H	Lafayette	3	1

Army

A
r
m
y

A
r
m
y

Average RPI Win:		204	WON-LOST RECORD		WINNING PCT. RANK		LAST 10 GAMES		STRENGTH OF SCHEDULE		OPP. STRENGTH OF SCHEDULE		TEAM RPI		ADJ RPI		CONF. RPI		ADJ CONF. RPI				
DIV. I ONLY			7- 19		.26923 254		1- 9		187		161		240		.39603 242		17		16				
DIV. I NON-CONF.			5- 7		.41667 203		0- 0		239		181		229		.41984 230		17		17				
TOTALS		RPI 1-25		RPI 26-50				W-L RECORDS		RPI 51-100				RPI 101-150				RPI 150+					
7- 19		0- 1		0- 0				OVERALL		0- 5				2- 5				5- 8					
3- 9		0- 1		0- 0				HOME		0- 3				1- 2				2- 3					
1- 9		0- 0		0- 0				AWAY		0- 2				0- 3				1- 4					
3- 1		0- 0		0- 0				NEUTRAL		0- 0				1- 0				2- 1					
5- 7		0- 1		0- 0				NON-CONFERENCE		0- 1				1- 0				4- 5					
1- 4		0- 1		0- 0				HOME		0- 1				0- 0				1- 2					
1- 2		0- 0		0- 0				AWAY		0- 0				0- 0				1- 2					
3- 1		0- 0		0- 0				NEUTRAL		0- 0				1- 0				2- 1					
2- 12		0- 0		0- 0				CONFERENCE		0- 4				1- 5				1- 3					
2- 5		0- 0		0- 0				HOME		0- 2				1- 2				1- 1					
0- 7		0- 0		0- 0				AWAY		0- 2				0- 3				0- 2					
0- 0		0- 0		0- 0				NEUTRAL		0- 0				0- 0				0- 0					
RPI	S	Opponent		Score		RPI	S	Opponent		Score		RPI	S	Opponent		Score		RPI	S	Opponent		Score	
13	H	UCLA		0 3								57	A	Eastern Wash.		1 3		101	A	Montana St.		0 3	
												57	H	Eastern Wash.		0 3		101	H	Montana St.		3 0	
												70	A	Sacramento St.		0 3		119	A	Idaho St.		1 3	
												70	H	Sacramento St.		0 3		119	H	Idaho St.		0 3	
												83	H	Idaho		1 3		140	N	Marshall		3 1	
																		149	A	Northern Ariz.		1 3	
																		149	H	Northern Ariz.		1 3	
																		173	H	Wyoming		0 3	
																		174	A	Indiana St.		2 3	
																		183	N	Chattanooga		2 3	
																		191	A	Portland St.		0 3	
																		191	H	Portland St.		1 3	
																		202	A	IUPUI		0 3	
																		213	A	Weber St.		1 3	
																		213	H	Weber St.		3 1	
																		216	N	UTEP		3 1	
																		225	H	Gonzaga		1 3	
																		249	H	Boise St.		3 1	
																		252	N	Northwestern St.		3 2	
																		256	A	UMKC		3 0	
						LAST 10 GAMES																	
						57 A Eastern Wash.						119 A Idaho St.						1 3					
						191 A Portland St.						213 A Weber St.						1 3					
						101 H Montana St.						57 H Eastern Wash.						0 3					
						70 H Sacramento St.						191 H Portland St.						1 3					
						149 H Northern Ariz.						101 A Montana St.						0 3					

Non-Div. I Games:

Montana

[illegible]

Non-Div. I Games:

St. Peter's

Average RPI Win: 287		WON-LOST RECORD		WINNING PCT. RANK		LAST 10 GAMES		STRENGTH OF SCHEDULE		OPP. STRENGTH OF SCHEDULE		TEAM RPI		ADJ RPI		CONF. RPI		ADJ CONF. RPI	
DIV. I ONLY		14- 19		.42424 183		1- 9		278		266		249		.38844 244		23		23	
DIV. I NON-CONF.		11- 7		.61111 110		0- 1		299		291		231		.42075 229		24		25	
TOTALS		RPI 1-25		RPI 26-50		W-L RECORDS		RPI 51-100		RPI 101-150		RPI 150+							
14- 19		0- 0		0- 0		OVERALL		0- 4		0- 7		14- 8							
3- 7		0- 0		0- 0		HOME		0- 2		0- 3		3- 2							
5- 8		0- 0		0- 0		AWAY		0- 2		0- 3		5- 3							
6- 4		0- 0		0- 0		NEUTRAL		0- 0		0- 1		6- 3							
11- 7		0- 0		0- 0		NON-CONFERENCE		0- 4		0- 0		11- 3							
1- 2		0- 0		0- 0		HOME		0- 2		0- 0		1- 0							
4- 2		0- 0		0- 0		AWAY		0- 2		0- 0		4- 0							
6- 3		0- 0		0- 0		NEUTRAL		0- 0		0- 0		6- 3							
3- 12		0- 0		0- 0		CONFERENCE		0- 0		0- 7		3- 5							
2- 5		0- 0		0- 0		HOME		0- 0		0- 3		2- 2							
1- 6		0- 0		0- 0		AWAY		0- 0		0- 3		1- 3							
0- 1		0- 0		0- 0		NEUTRAL		0- 0		0- 1		0- 0							
RPI S	Opponent	Score		RPI S	Opponent	Score		RPI S	Opponent	Score		RPI S	Opponent	Score					
								68 A	Col. of Charleston	0	3	123 A	Liberty	0	3				
								68 H	Col. of Charleston	0	3	123 H	Liberty	0	3				
								72 H	UCF	0	3	139 A	Coastal Caro.	2	3				
								75 A	Clemson	0	3	139 H	Coastal Caro.	1	3				
												139 N	Coastal Caro.	0	3				
												147 A	Winthrop	1	3				
												147 H	Winthrop	0	3				
												159 A	UNC Asheville	0	3				
												159 H	UNC Asheville	0	3				
												179 N	Ill.-Chicago	0	3				
												220 A	Birmingham-So.	0	3				
												220 H	Birmingham-So.	0	3				
												248 N	East Tenn. St.	2	3				
												255 N	Navy	3	2				
												260 A	South Carolina St.	3	1				
												273 A	Radford	1	3				
												273 H	Radford	3	2				
												274 A	Mercer	3	0				
												280 A	High Point	3	1				
												280 H	High Point	3	1				
												284 N	La.-Monroe	3	1				
												285 N	UNC Greensboro	1	3				
												287 A	Citadel	3	0				
												298 N	Fairleigh Dickinson	3	2				
												298 N	Fairleigh Dickinson	3	2				
												300 N	St. Francis (N.Y.)	3	1				
												305 N	Norfolk St.	3	0				
				LAST 10 GAMES															
				139 N	Coastal Caro.	0	3	123 A	Liberty	0	3	287 A	Citadel	3	0				
				147 A	Winthrop	1	3	220 H	Birmingham-So.	0	3	298 N	Fairleigh Dickinson	3	2				
				280 A	High Point	3	1	159 H	UNC Asheville	0	3	298 N	Fairleigh Dickinson	3	2				
				139 H	Coastal Caro.	1	3	72 H	UCF	0	3	300 N	St. Francis (N.Y.)	3	1				
				273 A	Radford	1	3	147 H	Winthrop	0	3	305 N	Norfolk St.	3	0				

Non-Div. I Games: Anderson (SC) 3 0

Charleston So.

RPI	S	Opponent	Score	
311	A	Savannah St.	3	0
311	H	Savannah St.	3	0

Charleston So.

C
h
a
r
l
e
s
t
o
n
S
o
.

C
h
a
r
l
e
s
t
o
n
S
o
.

Average RPI Win: 216		WON-LOST	WINNING	LAST 10	STRENGTH OF		OPP. STRENGTH	TEAM	ADJ		CONF.	ADJ CONF.
Average RPI Loss: 127		RECORD	PCT. RANK	GAMES	SCHEDULE		OF SCHEDULE	RPI	RPI		RPI	RPI
DIV. I ONLY		7- 23	.23333	267	2- 8		186	143	246		.38805	245
DIV. I NON-CONF.		4- 8	.33333	228	0- 0		215	144	235		.41828	232
TOTALS		RPI 1-25	RPI 26-50		W-L RECORDS		RPI 51-100		RPI 101-150		RPI 150+	
7- 23		0- 2	0- 2		OVERALL		0- 7		0- 2		7- 10	
3- 10		0- 1	0- 1		HOME		0- 2		0- 1		3- 5	
2- 11		0- 1	0- 1		AWAY		0- 4		0- 1		2- 4	
2- 2		0- 0	0- 0		NEUTRAL		0- 1		0- 0		2- 1	
4- 8		0- 0	0- 0		NON-CONFERENCE		0- 3		0- 2		4- 3	
1- 3		0- 0	0- 0		HOME		0- 0		0- 1		1- 2	
1- 3		0- 0	0- 0		AWAY		0- 2		0- 1		1- 0	
2- 2		0- 0	0- 0		NEUTRAL		0- 1		0- 0		2- 1	
3- 15		0- 2	0- 2		CONFERENCE		0- 4		0- 0		3- 7	
2- 7		0- 1	0- 1		HOME		0- 2		0- 0		2- 3	
1- 8		0- 1	0- 1		AWAY		0- 2		0- 0		1- 4	
0- 0		0- 0	0- 0		NEUTRAL		0- 0		0- 0		0- 0	
RPI S	Opponent	Score	RPI S	Opponent	Score	RPI S	Opponent	Score	RPI S	Opponent	Score	
22 A	Northern Iowa	0 3	31 A	Southwest Mo. St.	0 3	53 N	San Francisco	1 3	122 H	Denver	0 3	
22 H	Northern Iowa	0 3	31 H	Southwest Mo. St.	0 3	54 A	Butler	0 3	142 A	Duke	0 3	
						67 A	Wichita St.	0 3	167 A	Creighton	2 3	
						67 H	Wichita St.	0 3	167 H	Creighton	1 3	
						80 A	Illinois St.	0 3	174 A	Indiana St.	3 1	
						80 H	Illinois St.	2 3	174 H	Indiana St.	3 2	
						87 A	Murray St.	0 3	186 N	Buffalo	1 3	
									188 A	Bradley	0 3	
									188 H	Bradley	0 3	
									192 N	Appalachian St.	3 1	
									200 H	Iowa	2 3	
									203 H	Austin Peay	1 3	
									217 N	Charlotte	3 2	
									227 A	Southeast Mo. St.	3 2	
									253 A	Drake	0 3	
									253 H	Drake	1 3	
									259 A	Evansville	1 3	
									259 H	Evansville	3 2	
									268 H	Tenn.-Martin	3 1	
LAST 10 GAMES												
			167 H	Creighton	1 3	31 H	Southwest Mo. St.	0 3				
			253 H	Drake	1 3	67 H	Wichita St.	0 3				
			259 A	Evansville	1 3	22 A	Northern Iowa	0 3				
			80 A	Illinois St.	0 3	188 A	Bradley	0 3				
			174 A	Indiana St.	3 1	259 H	Evansville	3 2				

Non-Div. I Games:

Southern Ill.

Average RPI Win:	267	WON-LOST RECORD	WINNING PCT. RANK	LAST 10 GAMES	STRENGTH OF SCHEDULE	OPP. STRENGTH OF SCHEDULE	TEAM RPI	ADJ RPI	CONF. RPI	ADJ CONF. RPI	
DIV. I ONLY		14- 21	.4 189	4- 6	260	241	239	.38641	246	24	24
DIV. I NON-CONF.		7- 9	.4375 189	0- 0	264	222	239	.40729	237	25	24
<hr/>											
TOTALS	RPI 1-25	RPI 26-50		W-L RECORDS		RPI 51-100		RPI 101-150		RPI 150+	
14- 21	0- 0	0- 1		OVERALL		0- 4		0- 4		14- 12	
9- 8	0- 0	0- 1		HOME		0- 3		0- 1		9- 3	
2- 11	0- 0	0- 0		AWAY		0- 1		0- 3		2- 7	
3- 2	0- 0	0- 0		NEUTRAL		0- 0		0- 0		3- 2	
<hr/>											
7- 9	0- 0	0- 1		NON-CONFERENCE		0- 2		0- 2		7- 4	
4- 4	0- 0	0- 1		HOME		0- 2		0- 0		4- 1	
0- 4	0- 0	0- 0		AWAY		0- 0		0- 2		0- 2	
3- 1	0- 0	0- 0		NEUTRAL		0- 0		0- 0		3- 1	
<hr/>											
7- 12	0- 0	0- 0		CONFERENCE		0- 2		0- 2		7- 8	
5- 4	0- 0	0- 0		HOME		0- 1		0- 1		5- 2	
2- 7	0- 0	0- 0		AWAY		0- 1		0- 1		2- 5	
0- 1	0- 0	0- 0		NEUTRAL		0- 0		0- 0		0- 1	
<hr/>											
RPI S	Opponent	Score	RPI S	Opponent	Score	RPI S	Opponent	Score	RPI S	Opponent	Score
			48 H	North Carolina	0 3	59 H	Virginia	0 3	102 A	Ga. Southern	0 3
						68 A	Col. of Charleston	0 3	102 H	Ga. Southern	0 3
						68 H	Col. of Charleston	0 3	118 A	Robert Morris	0 3
						81 H	Memphis	1 3	141 A	Jacksonville St.	2 3
									172 A	Duquesne	0 3
									181 A	Furman	2 3
									181 H	Furman	3 2
									183 A	Chattanooga	1 3
									183 H	Chattanooga	1 3
									192 A	Appalachian St.	0 3
									192 N	Appalachian St.	0 3
									217 A	Charlotte	2 3
									218 A	Western Caro.	0 3
									226 H	Troy St.	0 3
									240 H	Elon	2 3
									243 N	St. Peter's	3 2
									248 A	East Tenn. St.	2 3
									248 H	East Tenn. St.	3 1
									249 H	Boise St.	3 2
									259 N	Evansville	2 3
									271 A	Wofford	3 0
									271 H	Wofford	3 0
									273 H	Radford	3 0
									276 N	Loyola (Md.)	3 2
									280 H	High Point	3 1
									285 H	UNC Greensboro	3 0
									287 A	Citadel	3 1
<hr/>											
LAST 10 GAMES											
			192 N	Appalachian St.	0 3	102 H	Ga. Southern	0 3	273 H	Radford	3 0
			271 A	Wofford	3 0	68 H	Col. of Charleston	0 3	276 N	Loyola (Md.)	3 2
			181 A	Furman	2 3	287 H	Citadel	3 0	280 H	High Point	3 1
			183 H	Chattanooga	1 3	240 H	Elon	2 3	285 H	UNC Greensboro	3 0
			248 H	East Tenn. St.	3 1	285 H	UNC Greensboro	3 0	287 A	Citadel	3 1

Non-Div. I Games:

Davidson

RPI	S	Opponent	Score	
287	H	Citadel	3	0
289	N	Belmont	3	0
291	H	Gardner-Webb	3	0

Davidson

D
a
v
i
d
s
o
n

D
a
v
i
d
s
o
n

Average RPI Win: 245		WON-LOST RECORD	WINNING PCT. RANK	LAST 10 GAMES	STRENGTH OF SCHEDULE	OPP. STRENGTH OF SCHEDULE	TEAM RPI	ADJ RPI	CONF. RPI	ADJ CONF. RPI		
Average RPI Loss: 163												
DIV. I ONLY		10- 21	.32258	235	1- 9	227	223	247	.38326	247	20	20
DIV. I NON-CONF.		7- 4	.63636	99	0- 0	237	230	162	.48029	166	21	21
<hr/>												
TOTALS		RPI 1-25		RPI 26-50		W-L RECORDS		RPI 51-100		RPI 101-150		RPI 150+
10- 21	0- 0			0- 0	OVERALL		0- 3		0- 5		10- 13	
4- 10	0- 0			0- 0	HOME		0- 2		0- 3		4- 5	
3- 10	0- 0			0- 0	AWAY		0- 1		0- 2		3- 7	
3- 1	0- 0			0- 0	NEUTRAL		0- 0		0- 0		3- 1	
<hr/>												
7- 4	0- 0			0- 0	NON-CONFERENCE		0- 1		0- 1		7- 2	
2- 2	0- 0			0- 0	HOME		0- 1		0- 1		2- 0	
2- 1	0- 0			0- 0	AWAY		0- 0		0- 0		2- 1	
3- 1	0- 0			0- 0	NEUTRAL		0- 0		0- 0		3- 1	
<hr/>												
3- 17	0- 0			0- 0	CONFERENCE		0- 2		0- 4		3- 11	
2- 8	0- 0			0- 0	HOME		0- 1		0- 2		2- 5	
1- 9	0- 0			0- 0	AWAY		0- 1		0- 2		1- 6	
0- 0	0- 0			0- 0	NEUTRAL		0- 0		0- 0		0- 0	
<hr/>												
RPI S	Opponent	Score	RPI S	Opponent	Score	RPI S	Opponent	Score	RPI S	Opponent	Score	
						84 A	Texas St.	0 3	126 A	Texas-Arlington	0 3	
						84 H	Texas St.	0 3	126 H	Texas-Arlington	1 3	
						99 H	North Texas	2 3	130 A	Nicholls St.	1 3	
									130 H	Nicholls St.	0 3	
									135 H	Houston	1 3	
									154 A	Texas-San Antonio	0 3	
									154 H	Texas-San Antonio	1 3	
									157 A	UNLV	1 3	
									159 A	Stephen F. Austin	2 3	
									159 H	Stephen F. Austin	0 3	
									180 N	Cal St. Fullerton	1 3	
									187 A	McNeese St.	0 3	
									187 H	McNeese St.	1 3	
									208 H	Tex.-Pan American	3 1	
									209 A	New Orleans	3 0	
									212 A	Sam Houston St.	0 3	
									212 H	Sam Houston St.	2 3	
									215 A	Southeastern La.	2 3	
									215 H	Southeastern La.	3 2	
									232 N	Morgan St.	3 0	
									235 H	Lehigh	3 0	
									252 A	Northwestern St.	3 2	
									252 H	Northwestern St.	2 3	
									254 A	Tex. A&M-Corp. Chris	3 0	
									263 N	Prairie View	3 0	
									284 A	La.-Monroe	2 3	
									284 H	La.-Monroe	3 1	
LAST 10 GAMES												
						84 A	Texas St.	0 3	212 H	Sam Houston St.	2 3	
						154 A	Texas-San Antonio	0 3	159 H	Stephen F. Austin	0 3	
						130 H	Nicholls St.	0 3	126 H	Texas-Arlington	1 3	
						252 A	Northwestern St.	3 2	187 A	McNeese St.	0 3	
						284 A	La.-Monroe	2 3	130 A	Nicholls St.	1 3	

Non-Div. I Games:

Lamar

RPI	S	Opponent	Score	
296	N	Tennessee St.	3	0

Lamar

L
a
m
a
r

L
a
m
a
r

Average RPI Win: 254		WON-LOST	WINNING	LAST 10	STRENGTH OF		OPP. STRENGTH	TEAM	ADJ		CONF.	ADJ CONF.	
Average RPI Loss: 152		RECORD	PCT. RANK	GAMES	SCHEDULE		OF SCHEDULE	RPI	RPI		RPI	RPI	
DIV. I ONLY		9- 22	.29032	247	5- 5		199	227	245		.38084	248	
DIV. I NON-CONF.		2- 10	.16667	277	0- 0		207	149	269		.37632	263	
TOTALS		RPI 1-25	RPI 26-50		W-L RECORDS		RPI 51-100		RPI 101-150		RPI 150+		
9- 22	0- 0	0- 1		OVERALL		0- 4		0- 4		9- 13			
5- 4	0- 0	0- 0		HOME		0- 0		0- 1		5- 3			
2- 11	0- 0	0- 0		AWAY		0- 3		0- 2		2- 6			
2- 7	0- 0	0- 1		NEUTRAL		0- 1		0- 1		2- 4			
2- 10	0- 0	0- 1		NON-CONFERENCE		0- 2		0- 2		2- 5			
0- 0	0- 0	0- 0		HOME		0- 0		0- 0		0- 0			
0- 4	0- 0	0- 0		AWAY		0- 2		0- 1		0- 1			
2- 6	0- 0	0- 1		NEUTRAL		0- 0		0- 1		2- 4			
7- 12	0- 0	0- 0		CONFERENCE		0- 2		0- 2		7- 8			
5- 4	0- 0	0- 0		HOME		0- 0		0- 1		5- 3			
2- 7	0- 0	0- 0		AWAY		0- 1		0- 1		2- 5			
0- 1	0- 0	0- 0		NEUTRAL		0- 1		0- 0		0- 0			
RPI	S	Opponent	Score	RPI	S	Opponent	Score	RPI	S	Opponent	Score		
				32	N	Michigan	0 3	68	A	Col. of Charleston	0 3		
								68	N	Col. of Charleston	0 3		
								71	A	Tennessee	0 3		
								75	A	Clemson	0 3		
										102	A	Ga. Southern	0 3
										102	H	Ga. Southern	0 3
										110	A	Valparaiso	0 3
										137	N	Cleveland St.	0 3
										156	A	Virginia Tech	0 3
										174	N	Indiana St.	0 3
										176	N	Miami (Ohio)	0 3
										179	N	Ill.-Chicago	1 3
										180	N	Cal St. Fullerton	0 3
										181	H	Furman	2 3
										183	A	Chattanooga	0 3
										183	H	Chattanooga	3 0
										192	A	Appalachian St.	1 3
										192	H	Appalachian St.	0 3
										218	A	Western Caro.	1 3
										218	H	Western Caro.	3 2
										240	A	Elon	0 3
										240	H	Elon	3 0
										244	N	Charleston So.	3 2
										246	A	Davidson	1 3
										246	H	Davidson	3 2
										271	H	Wofford	2 3
										285	A	UNC Greensboro	3 2
										285	H	UNC Greensboro	3 0
										287	A	Citadel	3 0
										302	N	Campbell	3 0
LAST 10 GAMES													
				68	N	Col. of Charleston	0 3	218	H	Western Caro.	3 2		
				240	H	Elon	3 0	192	H	Appalachian St.	0 3		
				285	H	UNC Greensboro	3 0	68	A	Col. of Charleston	0 3		
				102	A	Ga. Southern	0 3	287	A	Citadel	3 0		
				246	A	Davidson	1 3	183	H	Chattanooga	3 0		

Non-Div. I Games:

East Tenn. St.

Average RPI Win: 221		WON-LOST RECORD		WINNING PCT. RANK		LAST 10 GAMES		STRENGTH OF SCHEDULE		OPP. STRENGTH OF SCHEDULE		TEAM RPI		ADJ RPI		CONF. RPI		ADJ CONF. RPI							
Average RPI Loss: 115																									
DIV. I ONLY		6- 24		.2 281		1- 9		182		168		255		.38055 249		10		9							
DIV. I NON-CONF.		5- 12		.29412 245		1- 2		254		255		268		.36657 269		11		10							
TOTALS		RPI 1-25		RPI 26-50		W-L RECORDS		RPI 51-100		RPI 101-150		RPI 150+													
6- 24		0- 3		0- 3		OVERALL		0- 6		0- 2		6- 9													
3- 9		0- 1		0- 2		HOME		0- 2		0- 0		3- 3													
1- 10		0- 1		0- 1		AWAY		0- 2		0- 1		1- 5													
2- 5		0- 1		0- 0		NEUTRAL		0- 2		0- 1		2- 1													
5- 12		0- 1		0- 0		NON-CONFERENCE		0- 3		0- 2		5- 5													
2- 2		0- 0		0- 0		HOME		0- 1		0- 0		2- 1													
1- 4		0- 0		0- 0		AWAY		0- 0		0- 1		1- 3													
2- 5		0- 1		0- 0		NEUTRAL		0- 2		0- 1		2- 1													
1- 12		0- 2		0- 3		CONFERENCE		0- 3		0- 0		1- 4													
1- 6		0- 1		0- 2		HOME		0- 1		0- 0		1- 2													
0- 6		0- 1		0- 1		AWAY		0- 2		0- 0		0- 2													
0- 0		0- 0		0- 0		NEUTRAL		0- 0		0- 0		0- 0													
RPI	S	Opponent		Score		RPI	S	Opponent		Score		RPI	S	Opponent		Score									
3	A	Hawaii		0 3		45	A	Fresno St.		1 3		59	N	Virginia		0 3		119	A	Idaho St.		0 3			
3	H	Hawaii		0 3		45	H	Fresno St.		0 3		83	H	Idaho		0 3		119	N	Idaho St.		1 3			
13	N	UCLA		0 3		46	H	Southern Methodist		0 3		83	N	Idaho		0 3		157	N	UNLV		1 3			
												89		A	Rice		0 3		158		H	Louisiana Tech		3 2	
												90		A	Nevada		0 3		161		A	San Jose St.		0 3	
												90		H	Nevada		1 3		161		H	San Jose St.		1 3	
																		165		A	Tulsa		0 3		
																		173		H	Wyoming		3 1		
																		196		H	Bowling Green		3 1		
																		205		H	Portland		0 3		
																		213		A	Weber St.		1 3		
																		216		H	UTEP		0 3		
																		225		A	Gonzaga		3 2		
																		242		A	Montana		1 3		
																		246		A	Davidson		2 3		
																		280		N	High Point		3 0		
																		291		N	Gardner-Webb		3 0		

Non-Div. I Games: Utah Valley

2

3

Boise St.

Average RPI Win:	275	WON-LOST	WINNING	LAST 10	STRENGTH OF	OPP. STRENGTH	TEAM	ADJ	CONF.	ADJ CONF.	
Average RPI Loss:	176	RECORD	PCT. RANK	GAMES	SCHEDULE	OF SCHEDULE	RPI	RPI	RPI	RPI	
DIV. I ONLY	12- 18	.4	189	4- 6	267	272	250	.37981	250	31	31
DIV. I NON-CONF.	6- 13	.31579	238	1- 2	221	267	250	.37616	264	30	29
<hr/>											
TOTALS	RPI 1-25	RPI 26-50		W-L RECORDS		RPI 51-100		RPI 101-150		RPI 150+	
12- 18	0- 0	0- 1		OVERALL		0- 1		0- 5		12- 11	
4- 3	0- 0	0- 0		HOME		0- 0		0- 1		4- 2	
3- 8	0- 0	0- 0		AWAY		0- 0		0- 3		3- 5	
5- 7	0- 0	0- 1		NEUTRAL		0- 1		0- 1		5- 4	
<hr/>											
6- 13	0- 0	0- 1		NON-CONFERENCE		0- 1		0- 2		6- 9	
1- 2	0- 0	0- 0		HOME		0- 0		0- 0		1- 2	
1- 5	0- 0	0- 0		AWAY		0- 0		0- 2		1- 3	
4- 6	0- 0	0- 1		NEUTRAL		0- 1		0- 0		4- 4	
<hr/>											
6- 5	0- 0	0- 0		CONFERENCE		0- 0		0- 3		6- 2	
3- 1	0- 0	0- 0		HOME		0- 0		0- 1		3- 0	
2- 3	0- 0	0- 0		AWAY		0- 0		0- 1		2- 2	
1- 1	0- 0	0- 0		NEUTRAL		0- 0		0- 1		1- 0	
<hr/>											
RPI S	Opponent	Score	RPI S	Opponent	Score	RPI S	Opponent	Score	RPI S	Opponent	Score
50 N	St. Mary's (Cal.)	0 3	100 N	IPFW	0 3	118 A	Robert Morris	0 3	118 H	Robert Morris	0 3
						118 N	Robert Morris	0 3	125 A	TCU	0 3
						137 A	Cleveland St.	0 3	168 A	Long Island	0 3
						172 A	Duquesne	1 3	184 A	Central Conn. St.	1 3
						198 N	Binghamton	1 3	201 H	Bucknell	3 2
						201 H	Bucknell	0 3	206 H	Youngstown St.	0 3
						214 A	Canisius	0 3	232 N	Morgan St.	3 0
						235 N	Lehigh	0 3	254 N	Tex. A&M-Corp. Chris	3 2
						262 A	Niagara	0 3	264 N	Oakland	1 3
						266 A	La Salle	3 0	281 N	Grambling	3 1
						283 N	Rider	3 0	294 A	Quinnipiac	3 0
						294 A	Quinnipiac	3 0	294 N	Quinnipiac	3 1
						295 H	Wagner	3 0	298 H	Fairleigh Dickinson	3 1
						300 A	St. Francis (N.Y.)	3 0	303 H	Sacred Heart	3 0
						303 H	Sacred Heart	3 0			
<hr/>											
LAST 10 GAMES											
294 N	Quinnipiac	3 1	294 A	Quinnipiac	3 0	294 N	Quinnipiac	3 1	294 N	Quinnipiac	3 1
118 N	Robert Morris	0 3	184 A	Central Conn. St.	1 3	295 H	Wagner	3 0	298 H	Fairleigh Dickinson	3 1
118 A	Robert Morris	0 3	206 H	Youngstown St.	0 3	298 H	Fairleigh Dickinson	3 1	300 A	St. Francis (N.Y.)	3 0
201 H	Bucknell	3 2	172 A	Duquesne	1 3	300 A	St. Francis (N.Y.)	3 0	303 H	Sacred Heart	3 0
303 H	Sacred Heart	3 0	168 A	Long Island	0 3	303 H	Sacred Heart	3 0			

Non-Div. I Games:

St. Francis (Pa.)

RPI	S	Opponent	Score
304	N	Lafayette	0 3

St. Francis (Pa.)

St. Francis (Pa.)

St. Francis (Pa.)

Average RPI Win: 243		WON-LOST RECORD		WINNING PCT. RANK		LAST 10 GAMES		STRENGTH OF SCHEDULE		OPP. STRENGTH OF SCHEDULE		TEAM RPI		ADJ RPI		CONF. RPI		ADJ CONF. RPI	
DIV. I ONLY		4- 23		.14815 295		0- 10		150		171		257		.37484 251		14		14	
DIV. I NON-CONF.		3- 9		.25 256		0- 1		162		226		241		.40051 242		15		16	
TOTALS		RPI 1-25		RPI 26-50		W-L RECORDS		RPI 51-100		RPI 101-150		RPI 150+							
4- 23		0- 0		0- 2		OVERALL		0- 6		0- 6		4- 9							
1- 7		0- 0		0- 1		HOME		0- 2		0- 3		1- 1							
0- 11		0- 0		0- 1		AWAY		0- 3		0- 3		0- 4							
3- 5		0- 0		0- 0		NEUTRAL		0- 1		0- 0		3- 4							
3- 9		0- 0		0- 0		NON-CONFERENCE		0- 2		0- 1		3- 6							
0- 0		0- 0		0- 0		HOME		0- 0		0- 0		0- 0							
0- 4		0- 0		0- 0		AWAY		0- 1		0- 1		0- 2							
3- 5		0- 0		0- 0		NEUTRAL		0- 1		0- 0		3- 4							
1- 14		0- 0		0- 2		CONFERENCE		0- 4		0- 5		1- 3							
1- 7		0- 0		0- 1		HOME		0- 2		0- 3		1- 1							
0- 7		0- 0		0- 1		AWAY		0- 2		0- 2		0- 2							
0- 0		0- 0		0- 0		NEUTRAL		0- 0		0- 0		0- 0							
RPI	S	Opponent		Score		RPI	S	Opponent		Score		RPI	S	Opponent		Score			
						33	A	New Mexico St.		0 3		52	H	Western Ky.		0 3			
						33	H	New Mexico St.		0 3		73	A	Alabama		0 3			
												81	N	Memphis		0 3			
												95	A	Ark.-Little Rock		0 3			
												99	A	North Texas		1 3			
												99	H	North Texas		0 3			
												107	A	Arkansas St.		0 3			
												120	A	Georgia St.		0 3			
												122	A	Denver		1 3			
												122	H	Denver		0 3			
												143	H	Florida Int'l		0 3			
												146	H	Middle Tenn.		0 3			
												153	N	Air Force		0 3			
												189	N	UAB		0 3			
												209	A	New Orleans		0 3			
												209	H	New Orleans		1 3			
												218	N	Western Caro.		1 3			
												220	A	Birmingham-So.		2 3			
												226	N	Troy St.		3 1			
												228	N	Va. Commonwealth		1 3			
												237	A	La.-Lafayette		0 3			
												237	H	La.-Lafayette		3 1			
												239	A	Samford		1 3			
												239	N	Samford		3 1			
												271	N	Wofford		3 1			
LAST 10 GAMES																			
						122	H	Denver		0 3		52	H	Western Ky.		0 3			
						33	H	New Mexico St.		0 3		146	H	Middle Tenn.		0 3			
						209	A	New Orleans		0 3		73	A	Alabama		0 3			
						237	A	La.-Lafayette		0 3		107	A	Arkansas St.		0 3			
						99	A	North Texas		1 3		95	A	Ark.-Little Rock		0 3			

Non-Div. I Games:

South Ala.

Average RPI Win:	268	WON-LOST	WINNING	LAST 10	STRENGTH OF	OPP. STRENGTH	TEAM	ADJ	CONF.	ADJ CONF.										
Average RPI Loss:	162	RECORD	PCT. RANK	GAMES	SCHEDULE	OF SCHEDULE	RPI	RPI	RPI	RPI										
DIV. I ONLY	11- 22	.33333	229	1- 9	261	236	252	.37321	252	20	20									
DIV. I NON-CONF.	6- 7	.46154	176	1- 1	287	260	249	.39502	245	21	21									
<hr/>																				
TOTALS	RPI 1-25	RPI 26-50		W-L RECORDS		RPI 51-100		RPI 101-150		RPI 150+										
11- 22	0- 0	0- 0		OVERALL		0- 3		0- 6		11- 13										
3- 8	0- 0	0- 0		HOME		0- 1		0- 2		3- 5										
4- 10	0- 0	0- 0		AWAY		0- 1		0- 3		4- 6										
4- 4	0- 0	0- 0		NEUTRAL		0- 1		0- 1		4- 2										
<hr/>																				
6- 7	0- 0	0- 0		NON-CONFERENCE		0- 1		0- 2		6- 4										
0- 1	0- 0	0- 0		HOME		0- 0		0- 0		0- 1										
2- 2	0- 0	0- 0		AWAY		0- 0		0- 1		2- 1										
4- 4	0- 0	0- 0		NEUTRAL		0- 1		0- 1		4- 2										
<hr/>																				
5- 15	0- 0	0- 0		CONFERENCE		0- 2		0- 4		5- 9										
3- 7	0- 0	0- 0		HOME		0- 1		0- 2		3- 4										
2- 8	0- 0	0- 0		AWAY		0- 1		0- 2		2- 5										
0- 0	0- 0	0- 0		NEUTRAL		0- 0		0- 0		0- 0										
<hr/>																				
RPI S	Opponent	Score	RPI S	Opponent	Score	RPI S	Opponent	Score	RPI S	Opponent	Score									
						84 A	Texas St.	0 3	107 A	Arkansas St.	1 3									
						84 H	Texas St.	1 3	126 A	Texas-Arlington	1 3									
						95 N	Ark.-Little Rock	2 3	126 H	Texas-Arlington	0 3									
												130 A	Nicholls St.	1 3						
												130 H	Nicholls St.	2 3						
												136 N	Eastern Ky.	2 3						
												154 A	Texas-San Antonio	0 3						
												154 H	Texas-San Antonio	1 3						
												158 H	Louisiana Tech	2 3						
												159 A	Stephen F. Austin	1 3						
												159 H	Stephen F. Austin	2 3						
												187 A	McNeese St.	1 3						
												187 H	McNeese St.	1 3						
												212 A	Sam Houston St.	2 3						
												212 H	Sam Houston St.	3 0						
												215 A	Southeastern La.	0 3						
												215 H	Southeastern La.	3 2						
												216 N	UTEP	2 3						
												242 N	Montana	2 3						
												247 A	Lamar	3 2						
												247 H	Lamar	2 3						
																		256 A	UMKC	1 3
																		263 N	Prairie View	3 0
																		268 N	Tenn.-Martin	3 1
281 N	Grambling	3 0																		
284 A	La.-Monroe	3 2																		
284 H	La.-Monroe	3 0																		

Non-Div. I Games:

Northwestern St.

RPI	S	Opponent	Score	
290	A	Centenary (La.)	3	0
290	A	Centenary (La.)	3	0
310	N	Ark.-Pine Bluff	3	0

Northwestern St.

N
o
r
t
h
w
e
s
t
e
r
n
S
t
.

N
o
r
t
h
w
e
s
t
e
r
n
S
t
.

Drake

Drake

Average RPI Win: 266		WON-LOST	WINNING	LAST 10	STRENGTH OF		OPP. STRENGTH	TEAM	ADJ	CONF.	ADJ CONF.
Average RPI Loss: 149		RECORD	PCT. RANK	GAMES	SCHEDULE		OF SCHEDULE	RPI	RPI	RPI	RPI
DIV. I ONLY		8- 22	.26667	255	228		219	261	.36645	257	25
DIV. I NON-CONF.		2- 14	.125	286	133		162	251	.3842	256	23
TOTALS		RPI 1-25	RPI 26-50		W-L RECORDS		RPI 51-100		RPI 101-150		RPI 150+
8- 22	0- 1	0- 1		OVERALL		0- 5		0- 4		8- 11	
5- 6	0- 0	0- 0		HOME		0- 2		0- 2		5- 2	
2- 11	0- 0	0- 0		AWAY		0- 3		0- 2		2- 6	
1- 5	0- 1	0- 1		NEUTRAL		0- 0		0- 0		1- 3	
2- 14	0- 1	0- 1		NON-CONFERENCE		0- 5		0- 0		2- 7	
1- 3	0- 0	0- 0		HOME		0- 2		0- 0		1- 1	
0- 6	0- 0	0- 0		AWAY		0- 3		0- 0		0- 3	
1- 5	0- 1	0- 1		NEUTRAL		0- 0		0- 0		1- 3	
6- 8	0- 0	0- 0		CONFERENCE		0- 0		0- 4		6- 4	
4- 3	0- 0	0- 0		HOME		0- 0		0- 2		4- 1	
2- 5	0- 0	0- 0		AWAY		0- 0		0- 2		2- 3	
0- 0	0- 0	0- 0		NEUTRAL		0- 0		0- 0		0- 0	
RPI S	Opponent	Score		RPI S	Opponent	Score		RPI S	Opponent	Score	
2 N	Florida	0 3		48 N	North Carolina	0 3		63 A	Northwestern	0 3	
								79 A	Northern Ill.	0 3	
								81 H	Memphis	1 3	
								100 A	IPFW	0 3	
								100 H	IPFW	1 3	
								110 A	Valparaiso	0 3	
								110 H	Valparaiso	0 3	
								128 A	Oral Roberts	0 3	
								128 H	Oral Roberts	1 3	
								179 H	Ill.-Chicago	1 3	
								191 A	Portland St.	0 3	
								191 N	Portland St.	0 3	
								202 A	IUPUI	0 3	
								202 H	IUPUI	0 3	
								204 N	Maine	1 3	
								204 N	Maine	3 2	
								205 A	Portland	0 3	
								205 A	Portland	0 3	
								215 N	Southeastern La.	0 3	
								256 A	UMKC	0 3	
								256 H	UMKC	3 2	
								264 A	Oakland	3 0	
								264 H	Oakland	3 0	
								275 A	Western Ill.	0 3	
								275 H	Western Ill.	3 1	
								287 H	Citadel	3 1	
								290 A	Centenary (La.)	3 0	
								290 H	Centenary (La.)	3 0	
LAST 10 GAMES											
				290 H	Centenary (La.)	3 0		202 A	IUPUI	0 3	
				128 H	Oral Roberts	1 3		100 A	IPFW	0 3	
				110 A	Valparaiso	0 3		81 H	Memphis	1 3	
				264 A	Oakland	3 0		256 H	UMKC	3 2	
				287 H	Citadel	3 1		275 H	Western Ill.	3 1	

Non-Div. I Games:

Chicago St.

Average RPI Win:	254	WON-LOST	WINNING	LAST 10	STRENGTH OF	OPP. STRENGTH	TEAM	ADJ	CONF.	ADJ CONF.		
Average RPI Loss:	154	RECORD	PCT. RANK	GAMES	SCHEDULE	OF SCHEDULE	RPI	RPI	RPI	RPI		
DIV. I ONLY		9- 23	.28125	252	3- 7	240	212	258	.36617	258	22	22
DIV. I NON-CONF.		3- 13	.1875	272	0- 1	205	174	265	.37018	265	22	22
<hr/>												
TOTALS	RPI 1-25	RPI 26-50		W-L RECORDS		RPI 51-100		RPI 101-150		RPI 150+		
9- 23	0- 0	0- 1		OVERALL		0- 6		0- 3		9- 13		
6- 7	0- 0	0- 0		HOME		0- 1		0- 2		6- 4		
2- 11	0- 0	0- 1		AWAY		0- 2		0- 1		2- 7		
1- 5	0- 0	0- 0		NEUTRAL		0- 3		0- 0		1- 2		
<hr/>												
3- 13	0- 0	0- 1		NON-CONFERENCE		0- 4		0- 0		3- 8		
2- 3	0- 0	0- 0		HOME		0- 0		0- 0		2- 3		
0- 5	0- 0	0- 1		AWAY		0- 1		0- 0		0- 3		
1- 5	0- 0	0- 0		NEUTRAL		0- 3		0- 0		1- 2		
<hr/>												
6- 10	0- 0	0- 0		CONFERENCE		0- 2		0- 3		6- 5		
4- 4	0- 0	0- 0		HOME		0- 1		0- 2		4- 1		
2- 6	0- 0	0- 0		AWAY		0- 1		0- 1		2- 4		
0- 0	0- 0	0- 0		NEUTRAL		0- 0		0- 0		0- 0		
<hr/>												
RPI S	Opponent	Score	RPI S	Opponent	Score	RPI S	Opponent	Score	RPI S	Opponent	Score	
43 A	Wis.-Milwaukee	0 3	53 N	San Francisco	0 3	116 H	Morehead St.	0 3				
			70 N	Sacramento St.	0 3	136 H	Eastern Ky.	1 3				
			80 N	Illinois St.	2 3	141 A	Jacksonville St.	0 3				
			87 A	Murray St.	0 3	153 N	Air Force	2 3				
			87 H	Murray St.	0 3	179 H	Ill.-Chicago	2 3				
			93 A	Loyola (Ill.)	0 3	188 A	Bradley	0 3				
						190 H	St. Louis	0 3				
						191 A	Portland St.	0 3				
						194 N	UMBC	3 1				
						196 N	Bowling Green	0 3				
						202 A	IUPUI	1 3				
						203 A	Austin Peay	0 3				
						203 H	Austin Peay	3 1				
						211 A	Tennessee Tech	1 3				
						211 H	Tennessee Tech	2 3				
						227 A	Southeast Mo. St.	0 3				
						227 H	Southeast Mo. St.	3 1				
						239 A	Samford	1 3				
						253 H	Drake	2 3				
						259 H	Evansville	3 0				
						268 A	Tenn.-Martin	3 2				
						268 H	Tenn.-Martin	3 1				
						275 H	Western Ill.	3 1				
						296 A	Tennessee St.	3 0				
						296 H	Tennessee St.	3 1				
LAST 10 GAMES												
87 A	Murray St.	0 3	296 A	Tennessee St.	3 0	275 H	Western Ill.	3 1				
268 A	Tenn.-Martin	3 2	227 A	Southeast Mo. St.	0 3	296 A	Tennessee St.	3 0				
136 H	Eastern Ky.	1 3	268 H	Tenn.-Martin	3 1	296 H	Tennessee St.	3 1				
116 H	Morehead St.	0 3	87 H	Murray St.	0 3							
93 A	Loyola (Ill.)	0 3	141 A	Jacksonville St.	0 3							

Non-Div. I Games:

Eastern Ill.

Average RPI Win: 257		WON-LOST RECORD		WINNING PCT. RANK		LAST 10 GAMES		STRENGTH OF SCHEDULE		OPP. STRENGTH OF SCHEDULE		TEAM RPI		ADJ RPI		CONF. RPI		ADJ CONF. RPI	
DIV. I ONLY		7- 23		.23333 267		1- 9		216		183		263		.36564 259		18		18	
DIV. I NON-CONF.		5- 6		.45455 183		0- 0		256		254		233		.41811 233		16		15	
TOTALS		RPI 1-25		RPI 26-50		W-L RECORDS		RPI 51-100		RPI 101-150		RPI 150+							
7- 23		0- 2		0- 2		OVERALL		0- 6		0- 1		7- 12							
1- 9		0- 1		0- 1		HOME		0- 3		0- 0		1- 4							
3- 11		0- 1		0- 1		AWAY		0- 2		0- 1		3- 6							
3- 3		0- 0		0- 0		NEUTRAL		0- 1		0- 0		3- 2							
5- 6		0- 0		0- 0		NON-CONFERENCE		0- 2		0- 1		5- 3							
0- 1		0- 0		0- 0		HOME		0- 1		0- 0		0- 0							
2- 3		0- 0		0- 0		AWAY		0- 0		0- 1		2- 2							
3- 2		0- 0		0- 0		NEUTRAL		0- 1		0- 0		3- 1							
2- 17		0- 2		0- 2		CONFERENCE		0- 4		0- 0		2- 9							
1- 8		0- 1		0- 1		HOME		0- 2		0- 0		1- 4							
1- 8		0- 1		0- 1		AWAY		0- 2		0- 0		1- 4							
0- 1		0- 0		0- 0		NEUTRAL		0- 0		0- 0		0- 1							
RPI	S	Opponent		Score		RPI	S	Opponent		Score		RPI	S	Opponent		Score			
22	A	Northern Iowa		0	3	31	A	Southwest Mo. St.		0	3	52	H	Western Ky.		0	3		
22	H	Northern Iowa		0	3	31	H	Southwest Mo. St.		0	3	67	A	Wichita St.		0	3		
												67	H	Wichita St.		0	3		
												80	A	Illinois St.		1	3		
												80	H	Illinois St.		2	3		
												86	N	Wake Forest		0	3		
												141	A	Jacksonville St.		2	3		
												167	A	Creighton		0	3		
												167	H	Creighton		1	3		
												174	A	Indiana St.		0	3		
												174	H	Indiana St.		1	3		
												177	N	DePaul		1	3		
												188	A	Bradley		1	3		
												188	H	Bradley		0	3		
												203	A	Austin Peay		3	2		
												245	A	Southern Ill.		2	3		
												245	H	Southern Ill.		3	1		
												246	N	Davidson		3	2		
												253	A	Drake		3	1		
												253	H	Drake		1	3		
												253	N	Drake		1	3		
												258	A	Eastern Ill.		0	3		
												268	A	Tenn.-Martin		2	3		
												275	N	Western Ill.		3	2		
												289	A	Belmont		3	0		
												289	N	Belmont		3	0		
						LAST 10 GAMES													
						253	H	Drake		1	3	67	H	Wichita St.		0	3		
						167	H	Creighton		1	3	31	H	Southwest Mo. St.		0	3		
						245	H	Southern Ill.		3	1	22	A	Northern Iowa		0	3		
						174	A	Indiana St.		0	3	188	A	Bradley		1	3		
						80	A	Illinois St.		1	3	245	A	Southern Ill.		2	3		

Non-Div. I Games:

Evansville

Average RPI Win:	299	WON-LOST RECORD	WINNING PCT. RANK	LAST 10 GAMES	STRENGTH OF SCHEDULE	OPP. STRENGTH OF SCHEDULE	TEAM RPI	ADJ RPI	CONF. RPI	ADJ CONF. RPI		
DIV. I ONLY		16- 12	.57143	117	4- 6	311	304	264	.36536	260	30	30
DIV. I NON-CONF.		9- 5	.64286	94	1- 1	311	310	280	.35163	275	31	31
<hr/>												
TOTALS	RPI 1-25	RPI 26-50		W-L RECORDS		RPI 51-100		RPI 101-150		RPI 150+		
16- 12	0- 0	0- 2		OVERALL		0- 0		0- 0		16- 10		
8- 5	0- 0	0- 1		HOME		0- 0		0- 0		8- 4		
5- 4	0- 0	0- 1		AWAY		0- 0		0- 0		5- 3		
3- 3	0- 0	0- 0		NEUTRAL		0- 0		0- 0		3- 3		
<hr/>												
9- 5	0- 0	0- 0		NON-CONFERENCE		0- 0		0- 0		9- 5		
4- 2	0- 0	0- 0		HOME		0- 0		0- 0		4- 2		
2- 1	0- 0	0- 0		AWAY		0- 0		0- 0		2- 1		
3- 2	0- 0	0- 0		NEUTRAL		0- 0		0- 0		3- 2		
<hr/>												
7- 7	0- 0	0- 2		CONFERENCE		0- 0		0- 0		7- 5		
4- 3	0- 0	0- 1		HOME		0- 0		0- 0		4- 2		
3- 3	0- 0	0- 1		AWAY		0- 0		0- 0		3- 2		
0- 1	0- 0	0- 0		NEUTRAL		0- 0		0- 0		0- 1		
<hr/>												
RPI	S	Opponent	Score	RPI	S	Opponent	Score	RPI	S	Opponent	Score	
				42	A	Florida A&M	0 3	155	A	Md.-East. Shore	0 3	
				42	H	Florida A&M	0 3	162	N	Alabama A&M	1 3	
								232	H	Morgan St.	0 3	
								232	N	Morgan St.	1 3	
								236	H	N.C. A&T	1 3	
								244	H	Charleston So.	1 3	
								267	A	Hampton	3 1	
								278	A	Bethune-Cookman	0 3	
								278	H	Bethune-Cookman	3 1	
								279	H	Howard	3 2	
								287	A	Citadel	2 3	
								287	H	Citadel	3 1	
								297	N	Jackson St.	0 3	
								299	A	Alabama St.	3 2	
								299	H	Alabama St.	1 3	
								299	H	Alabama St.	3 2	
								301	N	Mississippi Val.	3 0	
								305	A	Norfolk St.	3 0	
								305	H	Norfolk St.	3 0	
								306	N	Southern U.	3 0	
								308	H	Coppin St.	3 1	
								309	A	Delaware St.	3 1	
				LAST 10 GAMES				311	A	Savannah St.	3 0	
				232	N	Morgan St.	1 3	155	A	Md.-East. Shore	0 3	
				42	A	Florida A&M	0 3	305	A	Norfolk St.	3 0	
				278	A	Bethune-Cookman	0 3	232	H	Morgan St.	0 3	
				311	A	Savannah St.	3 0	244	H	Charleston So.	1 3	
				309	A	Delaware St.	3 1	308	H	Coppin St.	3 1	

Non-Div. I Games:

South Carolina St.

Average RPI Win: 222		WON-LOST RECORD		WINNING PCT. RANK		LAST 10 GAMES		STRENGTH OF SCHEDULE		OPP. STRENGTH OF SCHEDULE		TEAM RPI		ADJ RPI		CONF. RPI		ADJ CONF. RPI	
DIV. I ONLY		3- 23		.11538 301		2- 8		193		106		271		.36201 261		11		11	
DIV. I NON-CONF.		1- 9		.1 291		0- 0		245		139		288		.34268 278		8		8	
TOTALS		RPI 1-25		RPI 26-50		W-L RECORDS		RPI 51-100		RPI 101-150		RPI 150+							
3- 23		0- 1		0- 2		OVERALL		0- 7		0- 5		3- 8							
2- 9		0- 1		0- 1		HOME		0- 4		0- 0		2- 3							
1- 10		0- 0		0- 1		AWAY		0- 3		0- 3		1- 3							
0- 4		0- 0		0- 0		NEUTRAL		0- 0		0- 2		0- 2							
1- 9		0- 0		0- 0		NON-CONFERENCE		0- 1		0- 4		1- 4							
1- 2		0- 0		0- 0		HOME		0- 1		0- 0		1- 1							
0- 3		0- 0		0- 0		AWAY		0- 0		0- 2		0- 1							
0- 4		0- 0		0- 0		NEUTRAL		0- 0		0- 2		0- 2							
2- 14		0- 1		0- 2		CONFERENCE		0- 6		0- 1		2- 4							
1- 7		0- 1		0- 1		HOME		0- 3		0- 0		1- 2							
1- 7		0- 0		0- 1		AWAY		0- 3		0- 1		1- 2							
0- 0		0- 0		0- 0		NEUTRAL		0- 0		0- 0		0- 0							
RPI	S	Opponent		Score	RPI	S	Opponent		Score	RPI	S	Opponent		Score					
2	H	Florida		0 3	34	A	Arkansas		0 3	66	H	Georgia		0 3					
					34	H	Arkansas		1 3	71	A	Tennessee		1 3					
										71	H	Tennessee		0 3					
										73	A	Alabama		0 3					
										73	H	Alabama		0 3					
										78	H	Southern Miss.		0 3					
										97	A	South Carolina		0 3					
												114 A Oregon St.		0 3					
												117 A Purdue		1 3					
												121 A Kentucky		1 3					
												146 N Middle Tenn.		1 3					
												149 N Northern Ariz.		0 3					
												166 A LSU		3 2					
												166 H LSU		0 3					
												174 N Indiana St.		0 3					
												189 A UAB		1 3					
												203 H Austin Peay		0 3					
												219 A Mississippi		2 3					
												219 H Mississippi		0 3					
												225 N Gonzaga		2 3					
												233 A Auburn		2 3					
												233 H Auburn		3 2					
												268 H Tenn.-Martin		3 1					
LAST 10 GAMES																			

Non-Div. I Games:

Mississippi St.

Average RPI Win: 281		WON-LOST RECORD		WINNING PCT. RANK		LAST 10 GAMES		STRENGTH OF SCHEDULE		OPP. STRENGTH OF SCHEDULE		TEAM RPI		ADJ RPI		CONF. RPI		ADJ CONF. RPI	
DIV. I ONLY		8- 20		.28571	251	4- 6		238		246		262		.36162	262	28		28	
DIV. I NON-CONF.		4- 15		.21053	267	0- 1		172		211		252		.38132	260	26		26	
TOTALS		RPI 1-25		RPI 26-50		W-L RECORDS		RPI 51-100		RPI 101-150		RPI 150+							
8- 20		0- 1		0- 1		OVERALL		0- 3		0- 3		8- 12							
4- 10		0- 0		0- 0		HOME		0- 1		0- 2		4- 7							
2- 6		0- 0		0- 0		AWAY		0- 1		0- 1		2- 4							
2- 4		0- 1		0- 1		NEUTRAL		0- 1		0- 0		2- 1							
4- 15		0- 1		0- 1		NON-CONFERENCE		0- 3		0- 2		4- 8							
2- 7		0- 0		0- 0		HOME		0- 1		0- 2		2- 4							
0- 4		0- 0		0- 0		AWAY		0- 1		0- 0		0- 3							
2- 4		0- 1		0- 1		NEUTRAL		0- 1		0- 0		2- 1							
4- 5		0- 0		0- 0		CONFERENCE		0- 0		0- 1		4- 4							
2- 3		0- 0		0- 0		HOME		0- 0		0- 0		2- 3							
2- 2		0- 0		0- 0		AWAY		0- 0		0- 1		2- 1							
0- 0		0- 0		0- 0		NEUTRAL		0- 0		0- 0		0- 0							
RPI	S	Opponent		Score		RPI	S	Opponent		Score		RPI	S	Opponent		Score			
22	N	Northern Iowa		0 3		43	N	Wis.-Milwaukee		0 3		88	A	Western Mich.		0 3			
												92	H	Cornell		0 3			
												93	N	Loyola (Ill.)		0 3			
														104 H Albany (N.Y.)		0 3			
														144 H Boston College		0 3			
														150 A Manhattan		0 3			
														164 A Syracuse		0 3			
														170 H Seton Hall		1 3			
														178 A Toledo		0 3			
														186 H Buffalo		0 3			
														198 H Binghamton		2 3			
														206 H Youngstown St.		1 3			
														214 H Canisius		1 3			
														224 H Iona		2 3			
														231 H Fairfield		2 3			
														235 A Lehigh		1 3			
														243 A St. Peter's		2 3			
														250 H St. Francis (Pa.)		3 0			
														266 N La Salle		1 3			
														270 A Marist		3 1			
														276 H Loyola (Md.)		3 1			
														283 H Rider		3 0			
														286 A Siena		3 2			
														288 N Providence		3 0			
														294 N Quinnipiac		3 2			
														298 H Fairleigh Dickinson		3 1			
						LAST 10 GAMES													
						224	H	Iona		2 3		276	H	Loyola (Md.)		3 1			
						231	H	Fairfield		2 3		283	H	Rider		3 0			
						270	A	Marist		3 1		186	H	Buffalo		0 3			
						286	A	Siena		3 2		243	A	St. Peter's		2 3			
						214	H	Canisius		1 3		150	A	Manhattan		0 3			

Non-Div. I Games:

Niagara

Average RPI Win:	300	WON-LOST RECORD	WINNING PCT. RANK	LAST 10 GAMES	STRENGTH OF SCHEDULE	OPP. STRENGTH OF SCHEDULE	TEAM RPI	ADJ RPI	CONF. RPI	ADJ CONF. RPI	
DIV. I ONLY		18- 14	.5625 121	5- 5	308	301	256	.3616 263	32	32	
DIV. I NON-CONF.		2- 10	.16667 277	1- 2	301	238	303	.29282 302	32	32	
<hr/>											
TOTALS	RPI 1-25	RPI 26-50		W-L RECORDS	RPI 51-100		RPI 101-150		RPI 150+		
18- 14	0- 0	0- 0		OVERALL	0- 1		0- 1		18- 12		
4- 4	0- 0	0- 0		HOME	0- 0		0- 1		4- 3		
8- 6	0- 0	0- 0		AWAY	0- 1		0- 0		8- 5		
6- 4	0- 0	0- 0		NEUTRAL	0- 0		0- 0		6- 4		
2- 10	0- 0	0- 0		NON-CONFERENCE	0- 1		0- 1		2- 8		
0- 3	0- 0	0- 0		HOME	0- 0		0- 1		0- 2		
1- 5	0- 0	0- 0		AWAY	0- 1		0- 0		1- 4		
1- 2	0- 0	0- 0		NEUTRAL	0- 0		0- 0		1- 2		
16- 4	0- 0	0- 0		CONFERENCE	0- 0		0- 0		16- 4		
4- 1	0- 0	0- 0		HOME	0- 0		0- 0		4- 1		
7- 1	0- 0	0- 0		AWAY	0- 0		0- 0		7- 1		
5- 2	0- 0	0- 0		NEUTRAL	0- 0		0- 0		5- 2		
RPI S	Opponent	Score	RPI S	Opponent	Score	RPI S	Opponent	Score	RPI S	Opponent	Score
						99 A	North Texas	1 3	125 H	TCU	0 3
									162 N	Alabama A&M	0 3
									208 A	Tex.-Pan American	0 3
									208 H	Tex.-Pan American	2 3
									209 A	New Orleans	0 3
									247 N	Lamar	0 3
									252 N	Northwestern St.	0 3
									254 A	Tex. A&M-Corp. Chris	1 3
									254 H	Tex. A&M-Corp. Chris	0 3
									281 A	Grambling	3 0
									281 A	Grambling	0 3
									281 H	Grambling	1 3
									281 N	Grambling	2 3
									281 N	Grambling	3 1
									281 N	Grambling	3 1
									290 A	Centenary (La.)	3 2
									290 A	Centenary (La.)	1 3
									296 N	Tennessee St.	3 1
									297 A	Jackson St.	3 0
									299 H	Alabama St.	3 0
									301 N	Mississippi Val.	3 0
									306 A	Southern U.	3 0
									306 H	Southern U.	3 0
									307 A	Texas Southern	3 0
									307 A	Texas Southern	3 0
									307 H	Texas Southern	3 0
									307 N	Texas Southern	3 1
LAST 10 GAMES											
						281 N	Grambling	2 3	254 H	Tex. A&M-Corp. Chris	0 3
						162 N	Alabama A&M	0 3	307 H	Texas Southern	3 0
						299 H	Alabama St.	3 0	281 A	Grambling	0 3
						297 A	Jackson St.	3 0	281 A	Grambling	3 0
						208 H	Tex.-Pan American	2 3	290 A	Centenary (La.)	3 2

Non-Div. I Games: Dillard 3 1 Paul Quinn 3 0

Prairie View

RPI	S	Opponent	Score	
310	A	Ark.-Pine Bluff	3	1
310	A	Ark.-Pine Bluff	3	0
310	H	Ark.-Pine Bluff	3	0
310	N	Ark.-Pine Bluff	3	0

Prairie View

P
r
a
i
r
i
e
V
i
e
w

P
r
a
i
r
i
e
V
i
e
w

Average RPI Win: 264		WON-LOST	WINNING	LAST 10	STRENGTH OF		OPP. STRENGTH	TEAM	ADJ	CONF.	ADJ CONF.				
Average RPI Loss: 159		RECORD	PCT. RANK	GAMES	SCHEDULE		OF SCHEDULE	RPI	RPI	RPI	RPI				
DIV. I ONLY		6- 21	.22222	274	3- 7		231	229	270	.36105	264	25	25		
DIV. I NON-CONF.		1- 12	.07692	296	0- 3		113	173	259	.38805	249	23	23		

TOTALS		RPI 1-25		RPI 26-50		W-L RECORDS		RPI 51-100		RPI 101-150		RPI 150+			
6- 21		0- 0		0- 0		OVERALL		0- 5		0- 7		6- 9			
3- 7		0- 0		0- 0		HOME		0- 1		0- 3		3- 3			
2- 11		0- 0		0- 0		AWAY		0- 3		0- 4		2- 4			
1- 3		0- 0		0- 0		NEUTRAL		0- 1		0- 0		1- 2			
1- 12		0- 0		0- 0		NON-CONFERENCE		0- 5		0- 3		1- 4			
0- 3		0- 0		0- 0		HOME		0- 1		0- 1		0- 1			
0- 6		0- 0		0- 0		AWAY		0- 3		0- 2		0- 1			
1- 3		0- 0		0- 0		NEUTRAL		0- 1		0- 0		1- 2			
5- 9		0- 0		0- 0		CONFERENCE		0- 0		0- 4		5- 5			
3- 4		0- 0		0- 0		HOME		0- 0		0- 2		3- 2			
2- 5		0- 0		0- 0		AWAY		0- 0		0- 2		2- 3			
0- 0		0- 0		0- 0		NEUTRAL		0- 0		0- 0		0- 0			
RPI	S	Opponent	Score	RPI	S	Opponent	Score	RPI	S	Opponent	Score	RPI	S	Opponent	Score
						72 N	UCF	0	3	110 A	Valparaiso	0	3		
						88 A	Western Mich.	0	3	110 H	Valparaiso	0	3		
						98 A	Eastern Mich.	0	3	112 A	Central Mich.	0	3		
						100 A	IPFW	1	3	112 H	Central Mich.	0	3		
						100 H	IPFW	0	3	128 A	Oral Roberts	0	3		
										128 H	Oral Roberts	0	3		
										137 A	Cleveland St.	0	3		
										178 H	Toledo	1	3		
										196 A	Bowling Green	0	3		
										202 A	IUPUI	0	3		
										202 H	IUPUI	3	2		
										209 N	New Orleans	0	3		
										235 N	Lehigh	1	3		
										250 N	St. Francis (Pa.)	3	1		
										256 A	UMKC	1	3		
										256 H	UMKC	0	3		
										257 A	Chicago St.	0	3		
										257 H	Chicago St.	0	3		
										275 A	Western Ill.	3	1		
										275 H	Western Ill.	3	2		
										290 A	Centenary (La.)	3	0		
										290 H	Centenary (La.)	3	0		
LAST 10 GAMES															
						110 A	Valparaiso	0	3	178 H	Toledo	1	3		
						112 A	Central Mich.	0	3	275 A	Western Ill.	3	1		
						202 H	IUPUI	3	2	256 A	UMKC	1	3		
						257 H	Chicago St.	0	3	128 H	Oral Roberts	0	3		
						100 A	IPFW	1	3	290 H	Centenary (La.)	3	0		

Non-Div. I Games:

Oakland

Average RPI Win:	252	WON-LOST RECORD	WINNING PCT. RANK	LAST 10 GAMES	STRENGTH OF SCHEDULE	OPP. STRENGTH OF SCHEDULE	TEAM RPI	ADJ RPI	CONF. RPI	ADJ CONF. RPI					
DIV. I ONLY		8- 21	.27586	253	3- 7	197	273	254	.36029	265	26	26			
DIV. I NON-CONF.		3- 12	.2	268	0- 1	144	237	244	.39028	248	29	28			
<hr/>															
TOTALS	RPI 1-25	RPI 26-50		W-L RECORDS		RPI 51-100		RPI 101-150		RPI 150+					
8- 21	0- 0	0- 0		OVERALL		0- 4		1- 2		7- 15					
6- 6	0- 0	0- 0		HOME		0- 2		1- 0		5- 4					
2- 11	0- 0	0- 0		AWAY		0- 2		0- 1		2- 8					
0- 4	0- 0	0- 0		NEUTRAL		0- 0		0- 1		0- 3					
<hr/>															
3- 12	0- 0	0- 0		NON-CONFERENCE		0- 2		1- 2		2- 8					
2- 3	0- 0	0- 0		HOME		0- 1		1- 0		1- 2					
1- 5	0- 0	0- 0		AWAY		0- 1		0- 1		1- 3					
0- 4	0- 0	0- 0		NEUTRAL		0- 0		0- 1		0- 3					
<hr/>															
5- 9	0- 0	0- 0		CONFERENCE		0- 2		0- 0		5- 7					
4- 3	0- 0	0- 0		HOME		0- 1		0- 0		4- 2					
1- 6	0- 0	0- 0		AWAY		0- 1		0- 0		1- 5					
0- 0	0- 0	0- 0		NEUTRAL		0- 0		0- 0		0- 0					
<hr/>															
RPI	S	Opponent	Score	RPI	S	Opponent	Score	RPI	S	Opponent	Score				
						60	A	Northeastern	0	3	133	H	Princeton	3	2
						61	A	American	0	3	137	N	Cleveland St.	0	3
						61	H	American	0	3	144	A	Boston College	0	3
						92	H	Cornell	0	3	164	A	Syracuse	0	2
						170	N	Seton Hall	0	3					
						175	A	Harvard	0	3					
						198	H	Binghamton	0	3					
						198	N	Binghamton	0	3					
						201	A	Bucknell	1	3					
						201	H	Bucknell	3	1					
						214	A	Canisius	0	3					
						214	H	Canisius	0	3					
						235	A	Lehigh	1	3					
						235	H	Lehigh	2	3					
						241	A	Army	1	3					
						241	H	Army	1	3					
						255	A	Navy	1	3					
						255	H	Navy	3	0					
						266	H	La Salle	3	2					
						270	A	Marist	3	0					
				LAST 10 GAMES				282	A	Holy Cross	2	3			
								282	H	Holy Cross	3	1			
						92	H	Cornell	0	3	286	N	Siena	1	3
						282	A	Holy Cross	2	3	304	A	Lafayette	3	1
						241	A	Army	1	3	304	H	Lafayette	3	0
						201	A	Bucknell	1	3					
						61	A	American	0	3					

Non-Div. I Games:

Colgate

[illegible]

Non-Div. I Games:

La Salle

Average RPI Win:	301	WON-LOST RECORD	WINNING PCT. RANK	LAST 10 GAMES	STRENGTH OF SCHEDULE	OPP. STRENGTH OF SCHEDULE	TEAM RPI	ADJ RPI	CONF. RPI	ADJ CONF. RPI	
Average RPI Loss:	207	14- 14	.5 156	5- 5	307	299	269	.35854 267	30	30	
DIV. I ONLY		5- 3	.625 104	0- 0	310	309	275	.36975 266	31	31	
DIV. I NON-CONF.											
<hr/>											
TOTALS	RPI 1-25	RPI 26-50		W-L RECORDS	RPI 51-100		RPI 101-150		RPI 150+		
14- 14	0- 0	0- 2		OVERALL	0- 0		0- 0		14- 12		
8- 7	0- 0	0- 1		HOME	0- 0		0- 0		8- 6		
4- 4	0- 0	0- 0		AWAY	0- 0		0- 0		4- 4		
2- 3	0- 0	0- 1		NEUTRAL	0- 0		0- 0		2- 2		
5- 3	0- 0	0- 0		NON-CONFERENCE	0- 0		0- 0		5- 3		
3- 0	0- 0	0- 0		HOME	0- 0		0- 0		3- 0		
1- 1	0- 0	0- 0		AWAY	0- 0		0- 0		1- 1		
1- 2	0- 0	0- 0		NEUTRAL	0- 0		0- 0		1- 2		
9- 11	0- 0	0- 2		CONFERENCE	0- 0		0- 0		9- 9		
5- 7	0- 0	0- 1		HOME	0- 0		0- 0		5- 6		
3- 3	0- 0	0- 0		AWAY	0- 0		0- 0		3- 3		
1- 1	0- 0	0- 1		NEUTRAL	0- 0		0- 0		1- 0		
RPI S	Opponent	Score	RPI S	Opponent	Score	RPI S	Opponent	Score	RPI S	Opponent	Score
			42 H	Florida A&M	0 3				155 A	Md.-East. Shore	0 3
			42 N	Florida A&M	0 3				155 H	Md.-East. Shore	1 3
									155 H	Md.-East. Shore	2 3
									232 A	Morgan St.	2 3
									232 H	Morgan St.	1 3
									236 H	N.C. A&T	1 3
									238 A	William & Mary	0 3
									255 H	Navy	3 1
									260 H	South Carolina St.	1 3
									278 H	Bethune-Cookman	1 3
									279 A	Howard	0 3
									279 H	Howard	3 2
									297 N	Jackson St.	1 3
									297 N	Jackson St.	1 3
									299 A	Alabama St.	3 0
									301 N	Mississippi Val.	3 2
									305 A	Norfolk St.	3 0
									305 H	Norfolk St.	3 0
									305 N	Norfolk St.	3 0
									306 H	Southern U.	3 0
									308 A	Coppin St.	3 1
									308 H	Coppin St.	3 1
									309 A	Delaware St.	3 2
									309 H	Delaware St.	3 0
									309 H	Delaware St.	3 0
									311 H	Savannah St.	3 1

Non-Div. I Games:

Hampton

Average RPI Win:	250	WON-LOST RECORD	WINNING PCT. RANK	LAST 10 GAMES	STRENGTH OF SCHEDULE	OPP. STRENGTH OF SCHEDULE	TEAM RPI	ADJ RPI	CONF. RPI	ADJ CONF. RPI	
DIV. I ONLY		6- 26	.1875 289	2- 8	193	228	267	.35307 268	22	22	
DIV. I NON-CONF.		2- 13	.13333 283	0- 1	169	208	270	.3677 268	22	22	
<hr/>											
TOTALS	RPI 1-25	RPI 26-50		W-L RECORDS	RPI 51-100		RPI 101-150		RPI 150+		
6- 26	0- 0	0- 0		OVERALL	0- 7		0- 7		6- 12		
4- 7	0- 0	0- 0		HOME	0- 2		0- 4		4- 1		
1- 13	0- 0	0- 0		AWAY	0- 2		0- 3		1- 8		
1- 6	0- 0	0- 0		NEUTRAL	0- 3		0- 0		1- 3		
<hr/>											
2- 13	0- 0	0- 0		NON-CONFERENCE	0- 5		0- 2		2- 6		
1- 2	0- 0	0- 0		HOME	0- 1		0- 1		1- 0		
0- 6	0- 0	0- 0		AWAY	0- 1		0- 1		0- 4		
1- 5	0- 0	0- 0		NEUTRAL	0- 3		0- 0		1- 2		
<hr/>											
4- 13	0- 0	0- 0		CONFERENCE	0- 2		0- 5		4- 6		
3- 5	0- 0	0- 0		HOME	0- 1		0- 3		3- 1		
1- 7	0- 0	0- 0		AWAY	0- 1		0- 2		1- 4		
0- 1	0- 0	0- 0		NEUTRAL	0- 0		0- 0		0- 1		
<hr/>											
RPI S	Opponent	Score	RPI S	Opponent	Score	RPI S	Opponent	Score	RPI S	Opponent	Score
						52 A	Western Ky.	0 3	107 A	Arkansas St.	0 3
						78 N	Southern Miss.	0 3	107 H	Arkansas St.	0 3
						81 H	Memphis	2 3	116 A	Morehead St.	0 3
						81 N	Memphis	2 3	116 H	Morehead St.	0 3
						87 A	Murray St.	0 3	136 A	Eastern Ky.	0 3
						87 H	Murray St.	0 3	136 H	Eastern Ky.	2 3
						95 N	Ark.-Little Rock	2 3	141 H	Jacksonville St.	1 3
									178 N	Toledo	1 3
									182 N	James Madison	3 2
									190 A	St. Louis	0 3
									203 A	Austin Peay	0 3
									203 N	Austin Peay	0 3
									211 A	Tennessee Tech	0 3
									227 A	Southeast Mo. St.	0 3
									227 H	Southeast Mo. St.	3 1
									239 H	Samford	3 0
									245 A	Southern Ill.	1 3
									252 N	Northwestern St.	1 3
									258 A	Eastern Ill.	1 3
									258 H	Eastern Ill.	2 3
									259 H	Evansville	3 2
									261 A	Mississippi St.	1 3
									289 A	Belmont	2 3
									296 A	Tennessee St.	3 0
									296 H	Tennessee St.	3 1
<hr/>											
LAST 10 GAMES											
			227 H	Southeast Mo. St.	3 1	203 A	Austin Peay	0 3	289 A	Belmont	2 3
			258 H	Eastern Ill.	2 3	289 A	Belmont	2 3	296 A	Tennessee St.	3 0
			296 H	Tennessee St.	3 1	258 A	Eastern Ill.	1 3	296 H	Tennessee St.	3 1
			87 H	Murray St.	0 3	227 A	Southeast Mo. St.	0 3			
			211 A	Tennessee Tech	0 3	136 H	Eastern Ky.	2 3			

Non-Div. I Games:

Tenn.-Martin

Non-Div. I Games:

■ Loss,
 ■ Non-Conf,
 S Site,
 H Home,
 A Away,
 N Neutral

Page 302

Average RPI Win: 278		WON-LOST RECORD	WINNING PCT. RANK		LAST 10 GAMES	STRENGTH OF SCHEDULE	OPP. STRENGTH OF SCHEDULE	TEAM RPI	ADJ RPI	CONF. RPI	ADJ CONF. RPI				
Average RPI Loss: 192															
DIV. I ONLY		14- 21	.4	189	4- 6	291	264	266	.34626	270	28	28			
DIV. I NON-CONF.		10- 16	.38462	212	2- 1	273	264	258	.36531	270	26	26			
<hr/>															
TOTALS		RPI 1-25		RPI 26-50		W-L RECORDS		RPI 51-100		RPI 101-150		RPI 150+			
14- 21		0- 0		0- 0		OVERALL		0- 1		0- 5		14- 15			
4- 8		0- 0		0- 0		HOME		0- 0		0- 1		4- 7			
6- 5		0- 0		0- 0		AWAY		0- 1		0- 1		6- 3			
4- 8		0- 0		0- 0		NEUTRAL		0- 0		0- 3		4- 5			
10- 16		0- 0		0- 0		NON-CONFERENCE		0- 1		0- 4		10- 11			
4- 4		0- 0		0- 0		HOME		0- 0		0- 0		4- 4			
2- 4		0- 0		0- 0		AWAY		0- 1		0- 1		2- 2			
4- 8		0- 0		0- 0		NEUTRAL		0- 0		0- 3		4- 5			
4- 5		0- 0		0- 0		CONFERENCE		0- 0		0- 1		4- 4			
0- 4		0- 0		0- 0		HOME		0- 0		0- 1		0- 3			
4- 1		0- 0		0- 0		AWAY		0- 0		0- 0		4- 1			
0- 0		0- 0		0- 0		NEUTRAL		0- 0		0- 0		0- 0			
RPI	S	Opponent	Score	RPI	S	Opponent	Score	RPI	S	Opponent	Score				
								55	A	Pennsylvania	1	3			
										104	A	Albany (N.Y.)	1	3	
										113	N	St. John's (N.Y.)	0	3	
										118	N	Robert Morris	1	3	
										138	N	Yale	1	3	
										150	H	Manhattan	0	3	
										153	N	Air Force	0	3	
										171	H	Hofstra	0	3	
										184	H	Central Conn. St.	1	3	
										191	N	Portland St.	0	3	
										198	H	Binghamton	1	3	
										214	H	Canisius	2	3	
										222	N	Dartmouth	3	0	
										224	A	Iona	0	3	
										229	N	Hartford	0	3	
										231	A	Fairfield	3	2	
										236	N	N.C. A&T	2	3	
										238	A	William & Mary	0	3	
										241	A	Army	0	3	
										241	H	Army	3	0	
										243	H	St. Peter's	0	3	
										262	H	Niagara	1	3	
										265	H	Colgate	0	3	
										276	A	Loyola (Md.)	3	2	
										282	A	Holy Cross	3	0	
										283	A	Rider	3	0	
										286	A	Siena	3	1	
										288	H	Providence	3	0	
				LAST 10 GAMES											
				241	H	Army	3 0	283	A	Rider	3 0	276	A	Loyola (Md.)	3 2
				288	H	Providence	3 0	198	H	Binghamton	1 3	282	A	Holy Cross	3 0
				262	H	Niagara	1 3	243	H	St. Peter's	0 3	283	A	Rider	3 0
				214	H	Canisius	2 3	224	A	Iona	0 3	286	A	Siena	3 1
				276	A	Loyola (Md.)	3 2	150	H	Manhattan	0 3	288	H	Providence	3 0

Non-Div. I Games:

Marist

RPI	S	Opponent	Score	
288	H	Providence	3	0
289	N	Belmont	3	2
295	H	Wagner	3	1
298	A	Fairleigh Dickinson	3	1
298	N	Fairleigh Dickinson	2	3
303	N	Sacred Heart	3	0
303	N	Sacred Heart	3	0

Marist

M
a
r
i
s
t

M
a
r
i
s
t

Average RPI Win: 265		WON-LOST RECORD		WINNING PCT. RANK		LAST 10 GAMES		STRENGTH OF SCHEDULE		OPP. STRENGTH OF SCHEDULE		TEAM RPI		ADJ RPI		CONF. RPI		ADJ CONF. RPI	
DIV. I ONLY		8- 23		.25806 259		3- 7		242		260		268		.34347 271		24		24	
DIV. I NON-CONF.		4- 9		.30769 241		0- 1		227		266		256		.38698 252		25		24	
TOTALS		RPI 1-25		RPI 26-50		W-L RECORDS		RPI 51-100		RPI 101-150		RPI 150+							
8- 23		0- 0		0- 0		OVERALL		0- 4		0- 5		8- 14							
4- 8		0- 0		0- 0		HOME		0- 1		0- 2		4- 5							
1- 11		0- 0		0- 0		AWAY		0- 1		0- 3		1- 7							
3- 4		0- 0		0- 0		NEUTRAL		0- 2		0- 0		3- 2							
4- 9		0- 0		0- 0		NON-CONFERENCE		0- 2		0- 3		4- 4							
1- 2		0- 0		0- 0		HOME		0- 0		0- 1		1- 1							
0- 3		0- 0		0- 0		AWAY		0- 0		0- 2		0- 1							
3- 4		0- 0		0- 0		NEUTRAL		0- 2		0- 0		3- 2							
4- 14		0- 0		0- 0		CONFERENCE		0- 2		0- 2		4- 10							
3- 6		0- 0		0- 0		HOME		0- 1		0- 1		3- 4							
1- 8		0- 0		0- 0		AWAY		0- 1		0- 1		1- 6							
0- 0		0- 0		0- 0		NEUTRAL		0- 0		0- 0		0- 0							
RPI	S	Opponent		Score	RPI	S	Opponent		Score	RPI	S	Opponent		Score					
							68 A	Col. of Charleston	0 3			102 A	Ga. Southern	0 3					
							68 H	Col. of Charleston	0 3			102 H	Ga. Southern	0 3					
							75 N	Clemson	0 3			139 A	Coastal Caro.	0 3					
							81 N	Memphis	0 3			147 A	Winthrop	0 3					
												147 H	Winthrop	0 3					
												181 A	Furman	0 3					
												181 H	Furman	2 3					
												183 A	Chattanooga	1 3					
												192 H	Appalachian St.	1 3					
												197 N	Fla. Atlantic	0 3					
												218 H	Western Caro.	3 2					
												220 A	Birmingham-So.	0 3					
												226 N	Troy St.	3 2					
												240 A	Elon	1 3					
												240 H	Elon	0 3					
												246 A	Davidson	0 3					
												246 H	Davidson	0 3					
												248 A	East Tenn. St.	3 2					
												251 N	South Ala.	1 3					
												272 N	UNC Wilmington	3 2					
												274 N	Mercer	3 1					
												280 H	High Point	2 3					
												285 A	UNC Greensboro	0 3					
												285 H	UNC Greensboro	3 0					
												287 A	Citadel	1 3					
												287 H	Citadel	3 2					
												311 H	Savannah St.	3 0					
LAST 10 GAMES																			
							246 H	Davidson	0 3			285 H	UNC Greensboro	3 0					
							102 H	Ga. Southern	0 3			240 H	Elon	0 3					
							280 H	High Point	2 3			218 H	Western Caro.	3 2					
							68 A	Col. of Charleston	0 3			192 H	Appalachian St.	1 3					
							287 A	Citadel	1 3			248 A	East Tenn. St.	3 2					

Non-Div. I Games:

Wofford

Average RPI Win:		246	WON-LOST RECORD		WINNING PCT. RANK	LAST 10 GAMES	STRENGTH OF SCHEDULE		OPP. STRENGTH OF SCHEDULE	TEAM RPI	ADJ RPI	CONF. RPI	ADJ CONF. RPI
Average RPI Loss:		185											
DIV. I ONLY			6- 20		.23077 270	1- 9	237		251	272	.34166 272	21	21
DIV. I NON-CONF.			4- 8		.33333 228	0- 0	230		284	254	.38407 258	20	20
TOTALS		RPI 1-25	RPI 26-50		W-L RECORDS		RPI 51-100		RPI 101-150		RPI 150+		
6- 20	0- 0		0- 0		OVERALL		0- 2		0- 4		6- 14		
4- 6	0- 0		0- 0		HOME		0- 1		0- 1		4- 4		
0- 11	0- 0		0- 0		AWAY		0- 1		0- 3		0- 7		
2- 3	0- 0		0- 0		NEUTRAL		0- 0		0- 0		2- 3		
4- 8	0- 0		0- 0		NON-CONFERENCE		0- 0		0- 2		4- 6		
2- 1	0- 0		0- 0		HOME		0- 0		0- 0		2- 1		
0- 4	0- 0		0- 0		AWAY		0- 0		0- 2		0- 2		
2- 3	0- 0		0- 0		NEUTRAL		0- 0		0- 0		2- 3		
2- 12	0- 0		0- 0		CONFERENCE		0- 2		0- 2		2- 8		
2- 5	0- 0		0- 0		HOME		0- 1		0- 1		2- 3		
0- 7	0- 0		0- 0		AWAY		0- 1		0- 1		0- 5		
0- 0	0- 0		0- 0		NEUTRAL		0- 0		0- 0		0- 0		
RPI S	Opponent	Score	RPI S	Opponent	Score	RPI S	Opponent	Score	RPI S	Opponent	Score		
						82 A Towson		0 3	131 A George Mason		0 3		
						82 H Towson		0 3	131 H George Mason		0 3		
									139 A Coastal Caro.		0 3		
									147 A Winthrop		1 3		
									154 N Texas-San Antonio		0 3		
									159 H UNC Asheville		3 2		
									165 A Tulsa		0 3		
									171 A Hofstra		0 3		
									171 H Hofstra		0 3		
									182 A James Madison		0 3		
									182 H James Madison		1 3		
									228 A Va. Commonwealth		1 3		
									228 H Va. Commonwealth		3 0		
									230 A Delaware		0 3		
									230 H Delaware		3 2		
									234 H East Caro.		0 3		
									238 A William & Mary		0 3		
									238 H William & Mary		0 3		
									240 A Elon		2 3		
									271 N Wofford		2 3		
									274 N Mercer		2 3		
									274 N Mercer		3 0		
									281 N Grambling		3 0		
									302 H Campbell		3 1		
LAST 10 GAMES													
						182 H James Madison		1 3	82 H Towson		0 3		
						228 H Va. Commonwealth		3 0	131 H George Mason		0 3		
						238 A William & Mary		0 3	228 A Va. Commonwealth		1 3		
						171 A Hofstra		0 3	182 A James Madison		0 3		
						230 A Delaware		0 3	131 A George Mason		0 3		

Non-Div. I Games:

UNC Wilmington

Average RPI Win: 262		WON-LOST RECORD		WINNING PCT. RANK		LAST 10 GAMES		STRENGTH OF SCHEDULE		OPP. STRENGTH OF SCHEDULE		TEAM RPI		ADJ RPI		CONF. RPI		ADJ CONF. RPI	
DIV. I ONLY		4- 27		.12903 300		2- 8		172		239		273		.33778 273		23		23	
DIV. I NON-CONF.		1- 15		.0625 299		0- 1		188		205		283		.32956 285		24		25	
TOTALS		RPI 1-25		RPI 26-50		W-L RECORDS		RPI 51-100		RPI 101-150		RPI 150+							
4- 27		0- 1		0- 0		OVERALL		0- 4		0- 8		4- 14							
3- 7		0- 0		0- 0		HOME		0- 0		0- 4		3- 3							
0- 12		0- 0		0- 0		AWAY		0- 2		0- 3		0- 7							
1- 8		0- 1		0- 0		NEUTRAL		0- 2		0- 1		1- 4							
1- 15		0- 1		0- 0		NON-CONFERENCE		0- 4		0- 1		1- 9							
0- 3		0- 0		0- 0		HOME		0- 0		0- 1		0- 2							
0- 5		0- 0		0- 0		AWAY		0- 2		0- 0		0- 3							
1- 7		0- 1		0- 0		NEUTRAL		0- 2		0- 0		1- 4							
3- 12		0- 0		0- 0		CONFERENCE		0- 0		0- 7		3- 5							
3- 4		0- 0		0- 0		HOME		0- 0		0- 3		3- 1							
0- 7		0- 0		0- 0		AWAY		0- 0		0- 3		0- 4							
0- 1		0- 0		0- 0		NEUTRAL		0- 0		0- 1		0- 0							
RPI	S	Opponent		Score		RPI	S	Opponent		Score		RPI	S	Opponent		Score			
5	N	Pepperdine		0 3								123	A	Liberty		1 3			
								51 A Pacific (Cal.)		0 3		123	H	Liberty		0 3			
								81 N Memphis		0 3		139	A	Coastal Caro.		0 3			
								86 A Wake Forest		0 3		139	H	Coastal Caro.		1 3			
												140	H	Marshall		0 3			
												147	A	Winthrop		0 3			
												147	H	Winthrop		0 3			
												147	N	Winthrop		0 3			
												156	A	Virginia Tech		0 3			
												159	A	UNC Asheville		2 3			
												159	H	UNC Asheville		2 3			
												182	H	James Madison		0 3			
												217	H	Charlotte		1 3			
												220	A	Birmingham-So.		0 3			
												220	H	Birmingham-So.		3 1			
												226	N	Troy St.		2 3			
												228	A	Va. Commonwealth		1 3			
												234	N	East Caro.		0 3			
												244	A	Charleston So.		2 3			
												244	H	Charleston So.		3 1			
												246	A	Davidson		0 3			
												280	A	High Point		0 3			
												280	H	High Point		3 1			
												285	N	UNC Greensboro		2 3			
												292	N	Lipscomb		2 3			
												302	N	Campbell		3 0			
LAST 10 GAMES																			
						147	N	Winthrop		0 3		139	H	Coastal Caro.		1 3			
						220	H	Birmingham-So.		3 1		280	A	High Point		0 3			
						159	H	UNC Asheville		2 3		147	A	Winthrop		0 3			
						123	A	Liberty		1 3		159	A	UNC Asheville		2 3			
						244	H	Charleston So.		3 1		217	H	Charlotte		1 3			

Non-Div. I Games:

Radford

Average RPI Win: 278		WON-LOST RECORD	WINNING PCT. RANK		LAST 10 GAMES		STRENGTH OF SCHEDULE		OPP. STRENGTH OF SCHEDULE		TEAM RPI	ADJ RPI		CONF. RPI	ADJ CONF. RPI
Average RPI Loss: 205															
DIV. I ONLY		12- 18	.4	189	6- 4		300		287		274	.3335	274	27	27
DIV. I NON-CONF.		5- 13	.27778	251	2- 1		292		288		290	.31119	294	28	27
TOTALS		RPI 1-25		RPI 26-50		W-L RECORDS		RPI 51-100		RPI 101-150		RPI 150+			
12- 18		0- 0		0- 0		OVERALL		0- 1		0- 2		12- 15			
7- 3		0- 0		0- 0		HOME		0- 0		0- 0		7- 3			
4- 8		0- 0		0- 0		AWAY		0- 1		0- 2		4- 5			
1- 7		0- 0		0- 0		NEUTRAL		0- 0		0- 0		1- 7			
5- 13		0- 0		0- 0		NON-CONFERENCE		0- 0		0- 1		5- 12			
3- 2		0- 0		0- 0		HOME		0- 0		0- 0		3- 2			
1- 6		0- 0		0- 0		AWAY		0- 0		0- 1		1- 5			
1- 5		0- 0		0- 0		NEUTRAL		0- 0		0- 0		1- 5			
7- 5		0- 0		0- 0		CONFERENCE		0- 1		0- 1		7- 3			
4- 1		0- 0		0- 0		HOME		0- 0		0- 0		4- 1			
3- 2		0- 0		0- 0		AWAY		0- 1		0- 1		3- 0			
0- 2		0- 0		0- 0		NEUTRAL		0- 0		0- 0		0- 2			
RPI	S	Opponent	Score	RPI	S	Opponent	Score	RPI	S	Opponent	Score	RPI	S	Opponent	Score
								72	A	UCF	1 3	120	A	Georgia St.	0 3
												147	A	Winthrop	0 3
												159	N	UNC Asheville	2 3
												162	N	Alabama A&M	2 3
												183	A	Chattanooga	1 3
												189	A	UAB	0 3
												197	A	Fla. Atlantic	3 2
												197	N	Fla. Atlantic	0 3
												207	H	Jacksonville	0 3
												220	A	Birmingham-So.	1 3
												226	H	Troy St.	3 0
												233	A	Auburn	1 3
												239	H	Samford	2 3
												240	A	Elon	2 3
												240	N	Elon	1 3
												244	H	Charleston So.	0 3
												271	N	Wofford	1 3
												272	N	UNC Wilmington	0 3
												272	N	UNC Wilmington	3 2
												277	H	Stetson	3 0
												284	H	La.-Monroe	3 1
												285	H	UNC Greensboro	3 1
												289	A	Belmont	3 0
												291	H	Gardner-Webb	3 0
												292	A	Lipscomb	3 1
												292	N	Lipscomb	2 3
												302	H	Campbell	3 0
LAST 10 GAMES															

Non-Div. I Games:

Mercer

RPI	S	Opponent	Score	
311	A	Savannah St.	3	0
311	H	Savannah St.	3	0

Mercer

M
e
r
c
e
r

M
e
r
c
e
r

Average RPI Win: 249		WON-LOST RECORD		WINNING PCT. RANK		LAST 10 GAMES		STRENGTH OF SCHEDULE		OPP. STRENGTH OF SCHEDULE		TEAM RPI		ADJ RPI		CONF. RPI		ADJ CONF. RPI		
DIV. I ONLY		7- 22		.24138 266		4- 6		284		214		281		.32969 275		25		25		
DIV. I NON-CONF.		2- 13		.13333 283		1- 0		249		157		284		.33875 281		23		23		
TOTALS		RPI 1-25		RPI 26-50		W-L RECORDS		RPI 51-100		RPI 101-150		RPI 150+								
7- 22		0- 0		0- 0		OVERALL		0- 3		0- 7		7- 12								
5- 3		0- 0		0- 0		HOME		0- 0		0- 2		5- 1								
1- 12		0- 0		0- 0		AWAY		0- 1		0- 3		1- 8								
1- 7		0- 0		0- 0		NEUTRAL		0- 2		0- 2		1- 3								
2- 13		0- 0		0- 0		NON-CONFERENCE		0- 3		0- 3		2- 7								
1- 0		0- 0		0- 0		HOME		0- 0		0- 0		1- 0								
0- 6		0- 0		0- 0		AWAY		0- 1		0- 1		0- 4								
1- 7		0- 0		0- 0		NEUTRAL		0- 2		0- 2		1- 3								
5- 9		0- 0		0- 0		CONFERENCE		0- 0		0- 4		5- 5								
4- 3		0- 0		0- 0		HOME		0- 0		0- 2		4- 1								
1- 6		0- 0		0- 0		AWAY		0- 0		0- 2		1- 4								
0- 0		0- 0		0- 0		NEUTRAL		0- 0		0- 0		0- 0								
RPI	S	Opponent		Score		RPI	S	Opponent		Score		RPI	S	Opponent		Score				
								58	N	Wis.-Green Bay	0	3	101	N	Montana St.	0	3			
								87	N	Murray St.	1	3	110	A	Valparaiso	0	3			
								98	A	Eastern Mich.	0	3	110	H	Valparaiso	0	3			
													121	N	Kentucky	1	3			
													128	A	Oral Roberts	0	3			
													128	H	Oral Roberts	1	3			
													146	A	Middle Tenn.	0	3			
													151	A	Iowa St.	0	3			
													188	A	Bradley	0	3			
													190	A	St. Louis	0	3			
													192	N	Appalachian St.	3	0			
													200	N	Iowa	0	3			
													202	A	IUPUI	2	3			
													202	H	IUPUI	3	1			
													253	H	Drake	3	1			
													253	N	Drake	2	3			
													256	A	UMKC	1	3			
													256	H	UMKC	3	1			
													257	A	Chicago St.	1	3			
													257	H	Chicago St.	3	0			
													258	A	Eastern Ill.	1	3			
													259	N	Evansville	2	3			
													264	A	Oakland	2	3			
													264	H	Oakland	1	3			
													290	A	Centenary (La.)	3	0			
													290	H	Centenary (La.)	3	0			
LAST 10 GAMES																				
						256	A	UMKC	1	3	110	H	Valparaiso	0	3	264	A	Oakland	2	3
						253	H	Drake	3	1	202	A	IUPUI	2	3	264	H	Oakland	1	3
						128	A	Oral Roberts	0	3	257	A	Chicago St.	1	3	290	A	Centenary (La.)	3	0
						290	A	Centenary (La.)	3	0	256	H	UMKC	3	1	290	H	Centenary (La.)	3	0
						264	H	Oakland	1	3	290	H	Centenary (La.)	3	0					

Non-Div. I Games:

Western Ill.

Average RPI Win: 240		WON-LOST	WINNING	LAST 10	STRENGTH OF		OPP. STRENGTH	TEAM	ADJ	CONF.	ADJ CONF.
Average RPI Loss: 184		RECORD	PCT. RANK	GAMES	SCHEDULE		OF SCHEDULE	RPI	RPI	RPI	RPI
DIV. I ONLY		5- 24	.17241	292	3- 7		201	252	275	.32891	276
DIV. I NON-CONF.		2- 18	.1	291	1- 1		136	220	266	.35733	274
TOTALS		RPI 1-25	RPI 26-50		W-L RECORDS		RPI 51-100		RPI 101-150		RPI 150+
5- 24	0- 0	0- 1		OVERALL		0- 3		1- 4		4- 16	
2- 7	0- 0	0- 0		HOME		0- 1		1- 0		1- 6	
3- 10	0- 0	0- 0		AWAY		0- 1		0- 1		3- 8	
0- 7	0- 0	0- 1		NEUTRAL		0- 1		0- 3		0- 2	
2- 18	0- 0	0- 1		NON-CONFERENCE		0- 3		0- 4		2- 10	
1- 4	0- 0	0- 0		HOME		0- 1		0- 0		1- 3	
1- 7	0- 0	0- 0		AWAY		0- 1		0- 1		1- 5	
0- 7	0- 0	0- 1		NEUTRAL		0- 1		0- 3		0- 2	
3- 6	0- 0	0- 0		CONFERENCE		0- 0		1- 0		2- 6	
1- 3	0- 0	0- 0		HOME		0- 0		1- 0		0- 3	
2- 3	0- 0	0- 0		AWAY		0- 0		0- 0		2- 3	
0- 0	0- 0	0- 0		NEUTRAL		0- 0		0- 0		0- 0	
RPI S	Opponent	Score		RPI S	Opponent	Score		RPI S	Opponent	Score	
				41 N	San Diego	0	3	61 A	American	0	3
								82 H	Towson	1	3
								98 N	Eastern Mich.	0	3
								104 N	Albany (N.Y.)	0	3
								118 A	Robert Morris	0	3
								118 N	Robert Morris	0	3
								136 N	Eastern Ky.	0	3
								150 H	Manhattan	3	2
								159 N	UNC Asheville	0	3
								172 A	Duquesne	1	3
								194 H	UMBC	1	3
								201 H	Bucknell	1	3
								214 A	Canisius	0	3
								224 A	Iona	3	2
								228 A	Va. Commonwealth	1	3
								230 A	Delaware	0	3
								231 A	Fairfield	1	3
								232 H	Morgan St.	2	3
								235 A	Lehigh	1	3
								243 H	St. Peter's	0	3
								246 N	Davidson	2	3
								255 A	Navy	1	3
								262 A	Niagara	1	3
								266 A	La Salle	3	1
								270 H	Marist	2	3
								279 H	Howard	3	1
								283 A	Rider	3	0
								286 H	Siena	2	3
LAST 10 GAMES				150 H	Manhattan	3	2	270 H	Marist	2	3
				243 H	St. Peter's	0	3	266 A	La Salle	3	1
				231 A	Fairfield	1	3	214 A	Canisius	0	3
				224 A	Iona	3	2	262 A	Niagara	1	3
				286 H	Siena	2	3	235 A	Lehigh	1	3

Non-Div. I Games:

Loyola (Md.)

Average RPI Win: 284		WON-LOST RECORD	WINNING PCT. RANK		LAST 10 GAMES	STRENGTH OF SCHEDULE		OPP. STRENGTH OF SCHEDULE		TEAM RPI	ADJ RPI		CONF. RPI	ADJ CONF. RPI	
Average RPI Loss: 174															
DIV. I ONLY		4- 16	.2	281	2- 6	257		253		278	.32737	277	27	27	
DIV. I NON-CONF.		2- 6	.25	256	1- 0	182		140		242	.40329	239	28	27	
TOTALS		RPI 1-25		RPI 26-50		W-L RECORDS		RPI 51-100		RPI 101-150		RPI 150+			
4- 16	0- 0			0- 0	OVERALL		0- 3		0- 4		4- 9				
3- 3	0- 0			0- 0	HOME		0- 0		0- 0		3- 3				
1- 9	0- 0			0- 0	AWAY		0- 1		0- 3		1- 5				
0- 4	0- 0			0- 0	NEUTRAL		0- 2		0- 1		0- 1				
2- 6	0- 0			0- 0	NON-CONFERENCE		0- 2		0- 3		2- 1				
1- 0	0- 0			0- 0	HOME		0- 0		0- 0		1- 0				
1- 2	0- 0			0- 0	AWAY		0- 0		0- 2		1- 0				
0- 4	0- 0			0- 0	NEUTRAL		0- 2		0- 1		0- 1				
2- 10	0- 0			0- 0	CONFERENCE		0- 1		0- 1		2- 8				
2- 3	0- 0			0- 0	HOME		0- 0		0- 0		2- 3				
0- 7	0- 0			0- 0	AWAY		0- 1		0- 1		0- 5				
0- 0	0- 0			0- 0	NEUTRAL		0- 0		0- 0		0- 0				
RPI	S	Opponent	Score	RPI	S	Opponent	Score	RPI	S	Opponent	Score	RPI	S	Opponent	Score
								66	N	Georgia	0 3	108	A	Xavier	0 3
								72	A	UCF	0 3	112	N	Central Mich.	0 3
								93	N	Loyola (Ill.)	0 3	120	A	Georgia St.	0 3
												127	A	South Fla.	0 3
												192	N	Appalachian St.	1 3
												197	A	Fla. Atlantic	0 3
												197	H	Fla. Atlantic	0 3
												207	A	Jacksonville	0 3
												207	H	Jacksonville	0 3
												226	H	Troy St.	1 3
												274	A	Mercer	0 3
												278	A	Bethune-Cookman	3 0
												278	H	Bethune-Cookman	3 0
												289	H	Belmont	3 2
												291	A	Gardner-Webb	2 3
												292	H	Lipscomb	3 0
												302	A	Campbell	1 3
LAST 10 GAMES															
						72	A	UCF	0 3	226	H	Troy St.	1 3		
						197	H	Fla. Atlantic	0 3	278	H	Bethune-Cookman	3 0		
						207	H	Jacksonville	0 3	289	H	Belmont	3 2		
						274	A	Mercer	0 3	292	H	Lipscomb	3 0		
						120	A	Georgia St.	0 3	302	A	Campbell	1 3		
Non-Div. I Games:		Embry-Riddle (FL)	1 3	P.R.-Rio Piedras	0 3	Flagler	0 3	Flagler	0 3	Stetson	0 3				

Average RPI Win: 296		WON-LOST RECORD		WINNING PCT. RANK		LAST 10 GAMES		STRENGTH OF SCHEDULE		OPP. STRENGTH OF SCHEDULE		TEAM RPI		ADJ RPI		CONF. RPI		ADJ CONF. RPI	
DIV. I ONLY		12- 22		.35294 220		6- 4		286		296		276		.32388 278		30		30	
DIV. I NON-CONF.		4- 14		.22222 264		0- 1		289		293		295		.29998 297		31		31	
TOTALS		RPI 1-25		RPI 26-50		W-L RECORDS		RPI 51-100		RPI 101-150		RPI 150+							
12- 22		0- 0		0- 2		OVERALL		0- 2		0- 2		12- 16							
4- 5		0- 0		0- 1		HOME		0- 0		0- 0		4- 4							
5- 12		0- 0		0- 1		AWAY		0- 1		0- 1		5- 9							
3- 5		0- 0		0- 0		NEUTRAL		0- 1		0- 1		3- 3							
4- 14		0- 0		0- 0		NON-CONFERENCE		0- 2		0- 2		4- 10							
1- 2		0- 0		0- 0		HOME		0- 0		0- 0		1- 2							
1- 7		0- 0		0- 0		AWAY		0- 1		0- 1		1- 5							
2- 5		0- 0		0- 0		NEUTRAL		0- 1		0- 1		2- 3							
8- 8		0- 0		0- 2		CONFERENCE		0- 0		0- 0		8- 6							
3- 3		0- 0		0- 1		HOME		0- 0		0- 0		3- 2							
4- 5		0- 0		0- 1		AWAY		0- 0		0- 0		4- 4							
1- 0		0- 0		0- 0		NEUTRAL		0- 0		0- 0		1- 0							
RPI S	Opponent	Score		RPI S	Opponent	Score		RPI S	Opponent	Score		RPI S	Opponent	Score					
				42 A	Florida A&M	0	3	72 A	UCF	0	3	139 A	Coastal Caro.	0	3				
				42 H	Florida A&M	0	3	98 N	Eastern Mich.	0	3	141 N	Jacksonville St.	0	3				
												155 H	Md.-East. Shore	0	3				
												207 A	Jacksonville	0	3				
												207 N	Jacksonville	0	3				
												226 A	Troy St.	0	3				
												232 A	Morgan St.	1	3				
												233 A	Auburn	1	3				
												234 N	East Caro.	0	3				
												236 A	N.C. A&T	0	3				
												236 A	N.C. A&T	1	3				
												236 H	N.C. A&T	1	3				
												260 A	South Carolina St.	1	3				
												260 H	South Carolina St.	3	0				
												267 A	Hampton	3	1				
												277 A	Stetson	0	3				
												277 H	Stetson	0	3				
												279 A	Howard	3	2				
												287 A	Citadel	0	3				
												292 H	Lipscomb	0	3				
												296 N	Tennessee St.	0	3				
				LAST 10 GAMES								297 N	Jackson St.	3	0				
				236 A	N.C. A&T	1	3	267 A	Hampton	3	1	299 A	Alabama St.	3	1				
				309 N	Delaware St.	3	0	279 A	Howard	3	2	299 N	Alabama St.	3	1				
				236 H	N.C. A&T	1	3	207 A	Jacksonville	0	3	305 A	Norfolk St.	3	2				
				260 H	South Carolina St.	3	0	232 A	Morgan St.	1	3	305 H	Norfolk St.	3	0				
				305 A	Norfolk St.	3	2	308 A	Coppin St.	3	0	308 A	Coppin St.	3	0				

Non-Div. I Games:

Bethune-Cookman

RPI	S	Opponent	Score	
309	H	Delaware St.	3	0
309	N	Delaware St.	3	0
311	H	Savannah St.	3	0

Bethune-Cookman

B
e
t
h
u
n
e
-
C
o
o
k
m
a
n

B
e
t
h
u
n
e
-
C
o
o
k
m
a
n

Average RPI Win:	300	WON-LOST RECORD	WINNING PCT. RANK	LAST 10 GAMES	STRENGTH OF SCHEDULE	OPP. STRENGTH OF SCHEDULE	TEAM RPI	ADJ RPI	CONF. RPI	ADJ CONF. RPI			
Average RPI Loss:	223												
DIV. I ONLY		8- 17	.32	240	2- 8	298	297	290	.31278	279	30	30	
DIV. I NON-CONF.		2- 6	.25	256	0- 1	306	299	304	.30141	296	31	31	
<hr/>													
TOTALS		RPI 1-25		RPI 26-50		W-L RECORDS		RPI 51-100		RPI 101-150		RPI 150+	
8- 17		0- 0		0- 1		OVERALL		0- 0		0- 0		8- 16	
3- 5		0- 0		0- 1		HOME		0- 0		0- 0		3- 4	
2- 9		0- 0		0- 0		AWAY		0- 0		0- 0		2- 9	
3- 3		0- 0		0- 0		NEUTRAL		0- 0		0- 0		3- 3	
2- 6		0- 0		0- 0		NON-CONFERENCE		0- 0		0- 0		2- 6	
0- 1		0- 0		0- 0		HOME		0- 0		0- 0		0- 1	
0- 3		0- 0		0- 0		AWAY		0- 0		0- 0		0- 3	
2- 2		0- 0		0- 0		NEUTRAL		0- 0		0- 0		2- 2	
6- 11		0- 0		0- 1		CONFERENCE		0- 0		0- 0		6- 10	
3- 4		0- 0		0- 1		HOME		0- 0		0- 0		3- 3	
2- 6		0- 0		0- 0		AWAY		0- 0		0- 0		2- 6	
1- 1		0- 0		0- 0		NEUTRAL		0- 0		0- 0		1- 1	
RPI	S	Opponent	Score	RPI	S	Opponent	Score	RPI	S	Opponent	Score		
				42	H	Florida A&M	0 3			155	A	Md.-East. Shore	0 3
										155	H	Md.-East. Shore	1 3
										155	N	Md.-East. Shore	0 3
										201	A	Bucknell	0 3
										222	N	Dartmouth	0 3
										232	A	Morgan St.	0 3
										232	H	Morgan St.	2 3
										235	N	Lehigh	1 3
										236	A	N.C. A&T	1 3
										255	H	Navy	2 3
										260	A	South Carolina St.	2 3
										267	A	Hampton	2 3
										267	H	Hampton	3 0
										276	A	Loyola (Md.)	1 3
										278	H	Bethune-Cookman	2 3
										283	A	Rider	1 3
										295	N	Wagner	3 0
										298	N	Fairleigh Dickinson	3 0
										305	A	Norfolk St.	2 3
										308	A	Coppin St.	3 1
										308	H	Coppin St.	3 0
										308	N	Coppin St.	3 2
										309	A	Delaware St.	3 0
										309	H	Delaware St.	3 0
LAST 10 GAMES													
				155	N	Md.-East. Shore	0 3	42	H	Florida A&M	0 3		
				308	N	Coppin St.	3 2	309	H	Delaware St.	3 0		
				267	A	Hampton	2 3	232	A	Morgan St.	0 3		
				255	H	Navy	2 3	305	A	Norfolk St.	2 3		
				278	H	Bethune-Cookman	2 3	232	H	Morgan St.	2 3		

Non-Div. I Games:

Howard

Average RPI Win:	292	WON-LOST	WINNING	LAST 10		STRENGTH OF	OPP. STRENGTH	TEAM	ADJ	CONF.	ADJ CONF.
Average RPI Loss:	181	RECORD	PCT. RANK	GAMES		SCHEDULE	OF SCHEDULE	RPI	RPI	RPI	RPI

[illegible]

Non-Div. I Games:

High Point

RPI	S	Opponent	Score	
273	H	Radford	3	0
285	H	UNC Greensboro	3	1
291	A	Gardner-Webb	3	0
291	H	Gardner-Webb	2	3
291	N	Gardner-Webb	3	0
302	A	Campbell	3	1
311	A	Savannah St.	3	1
311	A	Savannah St.	3	0

High Point

H
i
g
h
P
o
i
n
t

H
i
g
h
P
o
i
n
t

Average RPI Win: 297		WON-LOST RECORD		WINNING PCT. RANK		LAST 10 GAMES		STRENGTH OF SCHEDULE		OPP. STRENGTH OF SCHEDULE		TEAM RPI		ADJ RPI		CONF. RPI		ADJ CONF. RPI	
DIV. I ONLY		27- 23		.54 135		7- 2		310		302		265		.31052 281		32		32	
DIV. I NON-CONF.		1- 13		.07143 298		0- 0		302		225		308		.25206 308		32		32	
TOTALS		RPI 1-25		RPI 26-50		W-L RECORDS		RPI 51-100		RPI 101-150		RPI 150+							
27- 23		0- 0		0- 1		OVERALL		0- 0		0- 1		27- 21							
10- 3		0- 0		0- 0		HOME		0- 0		0- 0		10- 3							
8- 5		0- 0		0- 0		AWAY		0- 0		0- 1		8- 4							
9- 15		0- 0		0- 1		NEUTRAL		0- 0		0- 0		9- 14							
1- 13		0- 0		0- 1		NON-CONFERENCE		0- 0		0- 1		1- 11							
0- 1		0- 0		0- 0		HOME		0- 0		0- 0		0- 1							
0- 3		0- 0		0- 0		AWAY		0- 0		0- 1		0- 2							
1- 9		0- 0		0- 1		NEUTRAL		0- 0		0- 0		1- 8							
26- 10		0- 0		0- 0		CONFERENCE		0- 0		0- 0		26- 10							
10- 2		0- 0		0- 0		HOME		0- 0		0- 0		10- 2							
8- 2		0- 0		0- 0		AWAY		0- 0		0- 0		8- 2							
8- 6		0- 0		0- 0		NEUTRAL		0- 0		0- 0		8- 6							
RPI S	Opponent	Score	RPI S	Opponent	Score	RPI S	Opponent	Score	RPI S	Opponent	Score								
			50 N	St. Mary's (Cal.)	0 3				125 A	TCU	0 3								
									154 N	Texas-San Antonio	0 3								
									162 N	Alabama A&M	0 3								
									162 N	Alabama A&M	1 3								
									165 A	Tulsa	0 3								
									208 N	Tex.-Pan American	0 3								
									250 N	St. Francis (Pa.)	1 3								
									252 N	Northwestern St.	0 3								
									254 N	Tex. A&M-Corp. Chris	0 3								
									254 N	Tex. A&M-Corp. Chris	1 3								
									254 N	Tex. A&M-Corp. Chris	3 1								
									263 A	Prairie View	3 1								
									263 H	Prairie View	0 3								
									263 H	Prairie View	3 0								
									263 N	Prairie View	1 3								
									263 N	Prairie View	1 3								
									263 N	Prairie View	3 2								
									272 N	UNC Wilmington	0 3								
									284 N	La.-Monroe	2 3								
									290 A	Centenary (La.)	0 3								
									290 H	Centenary (La.)	2 3								
									293 A	Alcorn St.	1 3								
									293 H	Alcorn St.	1 3								
									293 N	Alcorn St.	2 3								
									293 N	Alcorn St.	3 2								
									293 N	Alcorn St.	3 2								
									293 N	Alcorn St.	3 2								
									297 A	Jackson St.	3 2								
Non-Div. I Games: Xavier (LA)			3	2	Southern Ark.			1 3	Southern Ark.			0 3	Xavier (LA)			3	0		
												Grambling							

RPI	S	Opponent	Score	
297	A	Jackson St.	0	3
297	H	Jackson St.	3	1
297	H	Jackson St.	3	0
297	N	Jackson St.	3	0
299	A	Alabama St.	3	2
301	A	Mississippi Val.	3	0
301	A	Mississippi Val.	3	1
301	H	Mississippi Val.	3	1
301	H	Mississippi Val.	3	0
301	N	Mississippi Val.	3	2
306	A	Southern U.	3	2
306	H	Southern U.	3	1
306	N	Southern U.	3	0
307	H	Texas Southern	3	0
307	H	Texas Southern	3	0
307	N	Texas Southern	2	3
307	N	Texas Southern	3	0
310	A	Ark.-Pine Bluff	3	1
310	A	Ark.-Pine Bluff	3	0
310	H	Ark.-Pine Bluff	3	1
310	H	Ark.-Pine Bluff	3	0
310	N	Ark.-Pine Bluff	3	0

Grambling

G
r
a
m
b
l
i
n
g

G
r
a
m
b
l
i
n
g

Average RPI Win: 278		WON-LOST	WINNING		LAST 10	STRENGTH OF		OPP. STRENGTH	TEAM	ADJ		CONF.	ADJ CONF.
Average RPI Loss: 208		RECORD	PCT. RANK		GAMES	SCHEDULE		OF SCHEDULE	RPI	RPI		RPI	RPI
DIV. I ONLY		7- 20	.25926	258	3- 7	280		285	285	.30951	282	26	26
DIV. I NON-CONF.		3- 10	.23077	263	0- 0	283		283	292	.318	290	29	28
TOTALS		RPI 1-25	RPI 26-50		W-L RECORDS		RPI 51-100		RPI 101-150		RPI 150+		
7- 20	0- 0	0- 0		OVERALL		0- 3		0- 1		7- 16			
6- 9	0- 0	0- 0		HOME		0- 1		0- 1		6- 7			
1- 9	0- 0	0- 0		AWAY		0- 2		0- 0		1- 7			
0- 2	0- 0	0- 0		NEUTRAL		0- 0		0- 0		0- 2			
3- 10	0- 0	0- 0		NON-CONFERENCE		0- 1		0- 1		3- 8			
3- 5	0- 0	0- 0		HOME		0- 0		0- 1		3- 4			
0- 3	0- 0	0- 0		AWAY		0- 1		0- 0		0- 2			
0- 2	0- 0	0- 0		NEUTRAL		0- 0		0- 0		0- 2			
4- 10	0- 0	0- 0		CONFERENCE		0- 2		0- 0		4- 8			
3- 4	0- 0	0- 0		HOME		0- 1		0- 0		3- 3			
1- 6	0- 0	0- 0		AWAY		0- 1		0- 0		1- 5			
0- 0	0- 0	0- 0		NEUTRAL		0- 0		0- 0		0- 0			
RPI S	Opponent	Score	RPI S	Opponent	Score	RPI S	Opponent	Score	RPI S	Opponent	Score		
						61 A	American	0 3	144 H	Boston College	0 3		
						61 H	American	1 3	184 A	Central Conn. St.	0 3		
						81 A	Memphis	0 3	201 A	Bucknell	0 3		
									201 H	Bucknell	2 3		
									211 N	Tennessee Tech	1 3		
									222 H	Dartmouth	1 3		
									224 H	Iona	0 3		
									229 H	Hartford	3 2		
									235 A	Lehigh	0 3		
									235 H	Lehigh	0 3		
									237 N	La.-Lafayette	0 3		
									241 A	Army	0 3		
									241 H	Army	1 3		
									255 A	Navy	0 3		
									255 H	Navy	3 2		
									265 A	Colgate	1 3		
									265 H	Colgate	3 2		
									270 H	Marist	0 3		
									288 H	Providence	3 0		
									294 A	Quinnipiac	2 3		
									298 H	Fairleigh Dickinson	1 3		
									303 H	Sacred Heart	3 2		
									304 A	Lafayette	3 2		
									304 H	Lafayette	3 1		
			LAST 10 GAMES										
			241 H	Army	1 3	265 H	Colgate	3 2					
			304 H	Lafayette	3 1	201 H	Bucknell	2 3					
			235 H	Lehigh	0 3	241 A	Army	0 3					
			255 A	Navy	0 3	235 A	Lehigh	0 3					
			61 A	American	0 3	304 A	Lafayette	3 2					

Non-Div. I Games:

Holy Cross

R
i
d
e
r

Non-Div. I Games:

RPI	S	Opponent	Score	
304	N	Lafayette	3	1

Rider

R
i
d
e
r

R
i
d
e
r

[illegible]

Non-Div. I Games:

La.-Monroe

La. -Monroe

Average RPI Win: 275		WON-LOST	WINNING	LAST 10	STRENGTH OF		OPP. STRENGTH	TEAM	ADJ		CONF.	ADJ CONF.
Average RPI Loss: 196		RECORD	PCT. RANK	GAMES	SCHEDULE		OF SCHEDULE	RPI	RPI		RPI	RPI
DIV. I ONLY		8- 24	.25	260	1- 9		275	261	280		.3089	285
DIV. I NON-CONF.		5- 9	.35714	225	1- 1		282	280	272		.36354	271
TOTALS		RPI 1-25	RPI 26-50		W-L RECORDS		RPI 51-100		RPI 101-150		RPI 150+	
8- 24		0- 0	0- 0		OVERALL		0- 2		0- 4		8- 18	
3- 11		0- 0	0- 0		HOME		0- 2		0- 2		3- 7	
2- 11		0- 0	0- 0		AWAY		0- 0		0- 2		2- 9	
3- 2		0- 0	0- 0		NEUTRAL		0- 0		0- 0		3- 2	
5- 9		0- 0	0- 0		NON-CONFERENCE		0- 1		0- 3		5- 5	
1- 4		0- 0	0- 0		HOME		0- 1		0- 2		1- 1	
1- 3		0- 0	0- 0		AWAY		0- 0		0- 1		1- 2	
3- 2		0- 0	0- 0		NEUTRAL		0- 0		0- 0		3- 2	
3- 15		0- 0	0- 0		CONFERENCE		0- 1		0- 1		3- 13	
2- 7		0- 0	0- 0		HOME		0- 1		0- 0		2- 6	
1- 8		0- 0	0- 0		AWAY		0- 0		0- 1		1- 7	
0- 0		0- 0	0- 0		NEUTRAL		0- 0		0- 0		0- 0	
RPI S	Opponent	Score	RPI S	Opponent	Score	RPI S	Opponent	Score	RPI S	Opponent	Score	
						58 H	Wis.-Green Bay	0 3	102 A	Ga. Southern	0 3	
						68 H	Col. of Charleston	0 3	120 H	Georgia St.	1 3	
									123 A	Liberty	0 3	
									147 H	Winthrop	0 3	
									181 A	Furman	0 3	
									181 H	Furman	0 3	
									183 A	Chattanooga	0 3	
									183 H	Chattanooga	0 3	
									192 A	Appalachian St.	0 3	
									192 H	Appalachian St.	0 3	
									211 H	Tennessee Tech	1 3	
									218 A	Western Caro.	0 3	
									218 H	Western Caro.	0 3	
									234 N	East Caro.	0 3	
									240 A	Elon	3 1	
									240 H	Elon	0 3	
									244 N	Charleston So.	3 1	
									246 A	Davidson	0 3	
									248 A	East Tenn. St.	0 3	
									248 H	East Tenn. St.	2 3	
									271 A	Wofford	0 3	
									271 H	Wofford	3 0	
									273 N	Radford	3 2	
									274 A	Mercer	1 3	
									280 A	High Point	1 3	
									284 N	La.-Monroe	0 3	
									287 H	Citadel	3 0	
LAST 10 GAMES												
			183 A	Chattanooga	0 3		271 A	Wofford	0 3		273 N	Radford
			248 A	East Tenn. St.	0 3		123 A	Liberty	0 3		274 A	Mercer
			291 A	Gardner-Webb	3 2		240 H	Elon	0 3		280 A	High Point
			218 H	Western Caro.	0 3		102 A	Ga. Southern	0 3		284 N	La.-Monroe
			192 H	Appalachian St.	0 3		246 A	Davidson	0 3		287 H	Citadel

Non-Div. I Games:

UNC Greensboro

RPI	S	Opponent	Score	
291	A	Gardner-Webb	3	2
292	N	Lipscomb	3	1
302	H	Campbell	3	0

UNC Greensboro

U
N
C
G
r
e
e
n
s
b
o
r
o

U
N
C
G
r
e
e
n
s
b
o
r
o

Average RPI Win: 282		WON-LOST	WINNING	LAST 10	STRENGTH OF		OPP. STRENGTH	TEAM	ADJ		CONF.	ADJ CONF.
Average RPI Loss: 200		RECORD	PCT. RANK	GAMES	SCHEDULE		OF SCHEDULE	RPI	RPI		RPI	RPI
DIV. I ONLY		5- 21	.19231	287	2- 8		268	265	289		.30316	286
DIV. I NON-CONF.		3- 14	.17647	275	0- 3		222	258	277		.33827	282
TOTALS		RPI 1-25	RPI 26-50		W-L RECORDS		RPI 51-100		RPI 101-150		RPI 150+	
5- 21		0- 0	0- 0		OVERALL		0- 0		0- 4		5- 17	
1- 9		0- 0	0- 0		HOME		0- 0		0- 2		1- 7	
3- 9		0- 0	0- 0		AWAY		0- 0		0- 1		3- 8	
1- 3		0- 0	0- 0		NEUTRAL		0- 0		0- 1		1- 2	
3- 14		0- 0	0- 0		NON-CONFERENCE		0- 0		0- 3		3- 11	
1- 4		0- 0	0- 0		HOME		0- 0		0- 1		1- 3	
1- 7		0- 0	0- 0		AWAY		0- 0		0- 1		1- 6	
1- 3		0- 0	0- 0		NEUTRAL		0- 0		0- 1		1- 2	
2- 7		0- 0	0- 0		CONFERENCE		0- 0		0- 1		2- 6	
0- 5		0- 0	0- 0		HOME		0- 0		0- 1		0- 4	
2- 2		0- 0	0- 0		AWAY		0- 0		0- 0		2- 2	
0- 0		0- 0	0- 0		NEUTRAL		0- 0		0- 0		0- 0	
RPI S	Opponent	Score	RPI S	Opponent	Score	RPI S	Opponent	Score	RPI S	Opponent	Score	
									104 H	Albany (N.Y.)	1	3
									113 A	St. John's (N.Y.)	0	3
									137 N	Cleveland St.	0	3
									150 H	Manhattan	0	3
									164 A	Syracuse	0	3
									164 H	Syracuse	0	3
									170 H	Seton Hall	0	3
									184 A	Central Conn. St.	1	3
									186 A	Buffalo	1	3
									198 A	Binghamton	0	3
									198 N	Binghamton	0	3
									214 H	Canisius	0	3
									221 N	North Carolina St.	1	3
									224 A	Iona	1	3
									229 H	Hartford	2	3
									231 A	Fairfield	2	3
									241 A	Army	0	3
									243 H	St. Peter's	1	3
									262 H	Niagara	2	3
									265 N	Colgate	3	1
									270 H	Marist	1	3
									276 A	Loyola (Md.)	3	2
									283 A	Rider	3	1
									294 A	Quinnipiac	3	0
									294 H	Quinnipiac	3	0
									298 A	Fairleigh Dickinson	0	3
LAST 10 GAMES												
	198 A	Binghamton	0	3		241 A	Army	0	3			
	214 H	Canisius	0	3		150 H	Manhattan	0	3			
	262 H	Niagara	2	3		243 H	St. Peter's	1	3			
	276 A	Loyola (Md.)	3	2		164 H	Syracuse	0	3			
	283 A	Rider	3	1		231 A	Fairfield	2	3			

Non-Div. I Games:

Siena

C
i
t
a
d
e
l

Citadel

Average RPI Win: 297		WON-LOST RECORD		WINNING PCT. RANK		LAST 10 GAMES		STRENGTH OF SCHEDULE		OPP. STRENGTH OF SCHEDULE		TEAM RPI		ADJ RPI		CONF. RPI		ADJ CONF. RPI					
DIV. I ONLY		3- 24		.11111 303		2- 8		226		267		291		.29935 288		29		29					
DIV. I NON-CONF.		3- 24		.11111 289		2- 8		209		271		285		.29935 298		27		30					
TOTALS		RPI 1-25		RPI 26-50		W-L RECORDS		RPI 51-100		RPI 101-150		RPI 150+											
3- 24		0- 1		0- 0		OVERALL		0- 1		0- 5		3- 17											
2- 5		0- 1		0- 0		HOME		0- 1		0- 0		2- 3											
0- 10		0- 0		0- 0		AWAY		0- 0		0- 3		0- 7											
1- 9		0- 0		0- 0		NEUTRAL		0- 0		0- 2		1- 7											
3- 24		0- 1		0- 0		NON-CONFERENCE		0- 1		0- 5		3- 17											
2- 5		0- 1		0- 0		HOME		0- 1		0- 0		2- 3											
0- 10		0- 0		0- 0		AWAY		0- 0		0- 3		0- 7											
1- 9		0- 0		0- 0		NEUTRAL		0- 0		0- 2		1- 7											
0- 0		0- 0		0- 0		CONFERENCE		0- 0		0- 0		0- 0											
0- 0		0- 0		0- 0		HOME		0- 0		0- 0		0- 0											
0- 0		0- 0		0- 0		AWAY		0- 0		0- 0		0- 0											
0- 0		0- 0		0- 0		NEUTRAL		0- 0		0- 0		0- 0											
RPI	S	Opponent		Score		RPI	S	Opponent		Score		RPI	S	Opponent		Score							
20	H	Pittsburgh		0 3								57	H	Eastern Wash.		0 3		104	A	Albany (N.Y.)		0 3	
																		113	A	St. John's (N.Y.)		0 3	
																		119	N	Idaho St.		0 3	
																		120	N	Georgia St.		0 3	
																		144	A	Boston College		0 3	
																		164	H	Syracuse		0 3	
																		184	A	Central Conn. St.		1 3	
																		185	H	Georgetown		0 3	
																		191	N	Portland St.		0 3	
																		194	A	UMBC		1 3	
																		195	H	West Virginia		0 3	
																		223	A	Fordham		0 3	
																		224	N	Iona		0 3	
																		229	N	Hartford		1 3	
																		235	N	Lehigh		1 3	
																		241	A	Army		0 3	
																		243	N	St. Peter's		1 3	
																		262	N	Niagara		0 3	
																		270	A	Marist		0 3	
																		270	A	Marist		0 3	
																		282	A	Holy Cross		0 3	
																		283	N	Rider		0 3	
						LAST 10 GAMES												283	N	Rider		0 3	
																		294	H	Quinnipiac		3 1	
																		294	N	Quinnipiac		3 0	
																		303	H	Sacred Heart		3 0	

Non-Div. I Games:

Providence

Average RPI Win: 290		WON-LOST RECORD	WINNING PCT. RANK		LAST 10 GAMES	STRENGTH OF SCHEDULE	OPP. STRENGTH OF SCHEDULE	TEAM RPI	ADJ RPI	CONF. RPI	ADJ CONF. RPI				
Average RPI Loss: 200															
DIV. I ONLY		5- 21	.19231	287	5- 5	273	271	292	.29682	289	27	27			
DIV. I NON-CONF.		2- 14	.125	286	2- 2	253	253	293	.30494	295	28	27			
<hr/>															
TOTALS		RPI 1-25		RPI 26-50		W-L RECORDS		RPI 51-100		RPI 101-150		RPI 150+			
5- 21		0- 0		0- 0		OVERALL		0- 2		0- 4		5- 15			
2- 6		0- 0		0- 0		HOME		0- 1		0- 2		2- 3			
3- 11		0- 0		0- 0		AWAY		0- 1		0- 2		3- 8			
0- 4		0- 0		0- 0		NEUTRAL		0- 0		0- 0		0- 4			
2- 14		0- 0		0- 0		NON-CONFERENCE		0- 1		0- 3		2- 10			
1- 2		0- 0		0- 0		HOME		0- 0		0- 1		1- 1			
1- 8		0- 0		0- 0		AWAY		0- 1		0- 2		1- 5			
0- 4		0- 0		0- 0		NEUTRAL		0- 0		0- 0		0- 4			
3- 7		0- 0		0- 0		CONFERENCE		0- 1		0- 1		3- 5			
1- 4		0- 0		0- 0		HOME		0- 1		0- 1		1- 2			
2- 3		0- 0		0- 0		AWAY		0- 0		0- 0		2- 3			
0- 0		0- 0		0- 0		NEUTRAL		0- 0		0- 0		0- 0			
RPI	S	Opponent	Score	RPI	S	Opponent	Score	RPI	S	Opponent	Score				
						52 A	Western Ky.	0		3	120 H	Georgia St.	0		3
						72 H	UCF	2		3	136 H	Eastern Ky.	1		3
											141 A	Jacksonville St.	0		3
											146 A	Middle Tenn.	0		3
											183 A	Chattanooga	0		3
											197 H	Fla. Atlantic	1		3
											203 A	Austin Peay	1		3
											207 A	Jacksonville	0		3
											211 A	Tennessee Tech	0		3
											226 A	Troy St.	0		3
											236 N	N.C. A&T	0		3
											238 A	William & Mary	1		3
											239 A	Samford	0		3
											246 N	Davidson	0		3
											259 H	Evansville	0		3
											259 N	Evansville	0		3
											268 H	Tenn.-Martin	3	2	
											270 N	Marist	2		3
											274 H	Mercer	0		3
											277 A	Stetson	2		3
											291 A	Gardner-Webb	3	0	
											292 H	Lipscomb	3	0	
											296 A	Tennessee St.	3	0	
											302 A	Campbell	3	1	
<hr/>															
LAST 10 GAMES															
						136 H	Eastern Ky.	1		3	268 H	Tenn.-Martin	3	2	
						183 A	Chattanooga	0		3	226 A	Troy St.	0		3
						296 A	Tennessee St.	3	0		292 H	Lipscomb	3	0	
						291 A	Gardner-Webb	3	0		274 H	Mercer	0		3
						302 A	Campbell	3	1		120 H	Georgia St.	0		3

Non-Div. I Games: Trevecca Nazarene 2 3

Belmont

Average RPI Win: 286		WON-LOST	WINNING	LAST 10	STRENGTH OF		OPP. STRENGTH	TEAM	ADJ	CONF.	ADJ CONF.
Average RPI Loss: 185		RECORD	PCT. RANK	GAMES	SCHEDULE		OF SCHEDULE	RPI	RPI	RPI	RPI
DIV. I ONLY		5- 28	.15152 294	0- 10	247		257	288	.29428 290	25	25
DIV. I NON-CONF.		5- 14	.26316 255	0- 2	154		240	237	.39241 247	23	23
TOTALS		RPI 1-25	RPI 26-50	W-L RECORDS	RPI 51-100		RPI 101-150	RPI 150+			
5- 28	0- 2		0- 1	OVERALL	0- 1		0- 5	5- 19			
3- 10	0- 0		0- 0	HOME	0- 0		0- 2	3- 8			
1- 11	0- 1		0- 0	AWAY	0- 0		0- 3	1- 7			
1- 7	0- 1		0- 1	NEUTRAL	0- 1		0- 0	1- 4			
5- 14	0- 2		0- 1	NON-CONFERENCE	0- 1		0- 1	5- 9			
3- 3	0- 0		0- 0	HOME	0- 0		0- 0	3- 3			
1- 4	0- 1		0- 0	AWAY	0- 0		0- 1	1- 2			
1- 7	0- 1		0- 1	NEUTRAL	0- 1		0- 0	1- 4			
0- 14	0- 0		0- 0	CONFERENCE	0- 0		0- 4	0- 10			
0- 7	0- 0		0- 0	HOME	0- 0		0- 2	0- 5			
0- 7	0- 0		0- 0	AWAY	0- 0		0- 2	0- 5			
0- 0	0- 0		0- 0	NEUTRAL	0- 0		0- 0	0- 0			
RPI S	Opponent	Score	RPI S	Opponent	Score	RPI S	Opponent	Score	RPI S	Opponent	Score
1 N	Southern California	0 3	31 N	Southwest Mo. St.	0 3	59 N	Virginia	0 3	110 A	Valparaiso	0 3
16 A	Texas A&M	0 3							110 H	Valparaiso	0 3
									125 A	TCU	0 3
									128 A	Oral Roberts	0 3
									128 H	Oral Roberts	0 3
									158 N	Louisiana Tech	0 3
									165 N	Tulsa	0 3
									166 A	LSU	0 3
									189 N	UAB	0 3
									202 A	IUPUI	0 3
									202 H	IUPUI	0 3
									215 N	Southeastern La.	0 3
									252 H	Northwestern St.	0 3
									252 H	Northwestern St.	0 3
									256 A	UMKC	0 3
									256 H	UMKC	0 3
									257 A	Chicago St.	0 3
									257 H	Chicago St.	0 3
									263 H	Prairie View	3 1
									263 H	Prairie View	2 3
									264 A	Oakland	0 3
									264 H	Oakland	0 3
									275 A	Western Ill.	0 3
									275 H	Western Ill.	0 3
									281 A	Grambling	3 2
									281 H	Grambling	3 0
									293 N	Alcorn St.	3 2
			LAST 10 GAMES								
			257 A	Chicago St.	0 3	128 H	Oral Roberts	0 3			
			202 A	IUPUI	0 3	110 A	Valparaiso	0 3			
			256 H	UMKC	0 3	264 A	Oakland	0 3			
			275 H	Western Ill.	0 3	263 H	Prairie View	2 3			
			252 H	Northwestern St.	0 3	202 H	IUPUI	0 3			

Non-Div. I Games:

Centenary (La.)

RPI	S	Opponent	Score	
297	A	Jackson St.	1	3
310	H	Ark.-Pine Bluff	3	0

Centenary (La.)

C
e
n
t
e
n
a
r
y
(
L
a
.
)

C
e
n
t
e
n
a
r
y
(
L
a
.
)

[illegible]

Non-Div. I Games:

Gardner-Webb

RPI	S	Opponent	Score	
311	N	Savannah St.	3	0

Gardner-Webb

G
a
r
d
n
e
r
-
W
e
b
b

G
a
r
d
n
e
r
-
W
e
b
b

L
i
p
s
c
o
m
b

Lipscomb

Average RPI Win: 296		WON-LOST	WINNING	LAST 10	STRENGTH OF		OPP. STRENGTH	TEAM	ADJ		CONF.	ADJ CONF.
Average RPI Loss: 212		RECORD	PCT. RANK	GAMES	SCHEDULE		OF SCHEDULE	RPI	RPI		RPI	RPI
DIV. I ONLY		11- 27	.28947	250	283		291	282	.29031		293	32
DIV. I NON-CONF.		0- 18	0	304	290		209	309	.24502		309	32
TOTALS		RPI 1-25	RPI 26-50		W-L RECORDS		RPI 51-100		RPI 101-150		RPI 150+	
11- 27	0- 0	0- 0		OVERALL		0- 4		0- 0		11- 23		
5- 3	0- 0	0- 0		HOME		0- 0		0- 0		5- 3		
3- 11	0- 0	0- 0		AWAY		0- 1		0- 0		3- 10		
3- 13	0- 0	0- 0		NEUTRAL		0- 3		0- 0		3- 10		
0- 18	0- 0	0- 0		NON-CONFERENCE		0- 4		0- 0		0- 14		
0- 1	0- 0	0- 0		HOME		0- 0		0- 0		0- 1		
0- 8	0- 0	0- 0		AWAY		0- 1		0- 0		0- 7		
0- 9	0- 0	0- 0		NEUTRAL		0- 3		0- 0		0- 6		
11- 9	0- 0	0- 0		CONFERENCE		0- 0		0- 0		11- 9		
5- 2	0- 0	0- 0		HOME		0- 0		0- 0		5- 2		
3- 3	0- 0	0- 0		AWAY		0- 0		0- 0		3- 3		
3- 4	0- 0	0- 0		NEUTRAL		0- 0		0- 0		3- 4		
RPI S	Opponent	Score	RPI S	Opponent	Score	RPI S	Opponent	Score	RPI S	Opponent	Score	
						76 N	Tulane	0 3	152 A	Baylor	0 3	
						78 A	Southern Miss.	0 3	158 N	Louisiana Tech	0 3	
						95 N	Ark.-Little Rock	0 3	162 A	Alabama A&M	0 3	
						100 N	IPFW	0 3	162 H	Alabama A&M	2 3	
									162 N	Alabama A&M	0 3	
									162 N	Alabama A&M	0 3	
									199 A	New Mexico	1 3	
									205 N	Portland	0 3	
									206 N	Youngstown St.	0 3	
									219 A	Mississippi	0 3	
									230 N	Delaware	0 3	
									237 A	La.-Lafayette	1 3	
									254 A	Tex. A&M-Corp. Chris	0 3	
									254 H	Tex. A&M-Corp. Chris	0 3	
									281 A	Grambling	3 1	
									281 H	Grambling	3 1	
									281 N	Grambling	2 3	
									281 N	Grambling	2 3	
									281 N	Grambling	3 2	
									284 N	La.-Monroe	1 3	
									290 N	Centenary (La.)	2 3	
									292 A	Lipscomb	1 3	
									296 A	Tennessee St.	0 3	
									297 A	Jackson St.	1 3	
									297 H	Jackson St.	3 0	
									297 N	Jackson St.	3 1	
									297 N	Jackson St.	3 2	
LAST 10 GAMES												
			281 N	Grambling	2 3	297 A	Jackson St.	1 3				
			297 N	Jackson St.	3 2	254 H	Tex. A&M-Corp. Chris	0 3				
			162 N	Alabama A&M	0 3	281 H	Grambling	3 1				
			281 N	Grambling	3 2	162 H	Alabama A&M	2 3				
			301 H	Mississippi Val.	3 0	292 A	Lipscomb	1 3				

Non-Div. I Games: LeMoyne-Owen 3 0 Xavier (LA) 3 0 Xavier (LA) 3 0

Alcorn St.

RPI	S	Opponent	Score	
299	A	Alabama St.	3	2
299	H	Alabama St.	0	3
301	A	Mississippi Val.	2	3
301	H	Mississippi Val.	3	0
306	A	Southern U.	3	0
306	H	Southern U.	3	1
310	H	Ark.-Pine Bluff	3	0

Alcorn St.

A
l
c
o
r
n
S
t
.

A
l
c
o
r
n
S
t
.

Quinnipiac

Through Games Of Dec. 21, 2003

Average RPI Win:	297	WON-LOST RECORD	WINNING PCT. RANK	LAST 10 GAMES	STRENGTH OF SCHEDULE	OPP. STRENGTH OF SCHEDULE	TEAM RPI	ADJ RPI	CONF. RPI	ADJ CONF. RPI		
DIV. I ONLY		6- 20	.23077	270	3- 7	303	268	299	.2897	294	31	31
DIV. I NON-CONF.		1- 15	.0625	299	0- 2	281	256	307	.27209	306	30	29
<hr/>												
TOTALS	RPI 1-25	RPI 26-50		W-L RECORDS		RPI 51-100		RPI 101-150		RPI 150+		
6- 20	0- 0	0- 0		OVERALL		0- 3		0- 2		6- 15		
4- 3	0- 0	0- 0		HOME		0- 0		0- 1		4- 2		
2- 8	0- 0	0- 0		AWAY		0- 1		0- 1		2- 6		
0- 9	0- 0	0- 0		NEUTRAL		0- 2		0- 0		0- 7		
1- 15	0- 0	0- 0		NON-CONFERENCE		0- 3		0- 1		1- 11		
1- 1	0- 0	0- 0		HOME		0- 0		0- 0		1- 1		
0- 6	0- 0	0- 0		AWAY		0- 1		0- 1		0- 4		
0- 8	0- 0	0- 0		NEUTRAL		0- 2		0- 0		0- 6		
5- 5	0- 0	0- 0		CONFERENCE		0- 0		0- 1		5- 4		
3- 2	0- 0	0- 0		HOME		0- 0		0- 1		3- 1		
2- 2	0- 0	0- 0		AWAY		0- 0		0- 0		2- 2		
0- 1	0- 0	0- 0		NEUTRAL		0- 0		0- 0		0- 1		
RPI	S	Opponent	Score	RPI	S	Opponent	Score	RPI	S	Opponent	Score	
						83 N Idaho	0 3			118 H Robert Morris	0 3	
						88 N Western Mich.	0 3			144 A Boston College	0 3	
						94 A Connecticut	0 3			168 A Long Island	0 3	
										184 A Central Conn. St.	0 3	
										198 A Binghamton	0 3	
										204 N Maine	0 3	
										206 N Youngstown St.	0 3	
										214 N Canisius	0 3	
										235 A Lehigh	0 3	
										241 N Army	0 3	
										250 H St. Francis (Pa.)	0 3	
										250 N St. Francis (Pa.)	1 3	
										262 N Niagara	2 3	
										282 H Holy Cross	3 2	
										286 A Siena	0 3	
										286 H Siena	0 3	
										288 A Providence	1 3	
										288 N Providence	0 3	
										295 H Wagner	3 0	
										298 H Fairleigh Dickinson	3 0	
										300 A St. Francis (N.Y.)	3 1	
										303 A Sacred Heart	3 1	
										303 H Sacred Heart	3 1	
LAST 10 GAMES												
						250 N St. Francis (Pa.)	1 3			295 H Wagner	3 0	
						168 A Long Island	0 3			298 H Fairleigh Dickinson	3 0	
						300 A St. Francis (N.Y.)	3 1			288 A Providence	1 3	
						250 H St. Francis (Pa.)	0 3			184 A Central Conn. St.	0 3	
						118 H Robert Morris	0 3			144 A Boston College	0 3	

Non-Div. I Games:

Quinnipiac

W
a
g
n
e
r

Wagner

Average RPI Win: 295		WON-LOST	WINNING	LAST 10	STRENGTH OF		OPP. STRENGTH	TEAM	ADJ	CONF.	ADJ CONF.
Average RPI Loss: 206		RECORD	PCT. RANK	GAMES	SCHEDULE		OF SCHEDULE	RPI	RPI	RPI	RPI
DIV. I ONLY		6- 25	.19355	286	1- 9		281	274	296	.28048	296
DIV. I NON-CONF.		6- 9	.4	209	1- 2		291	304	276	.34573	277
TOTALS		RPI 1-25	RPI 26-50		W-L RECORDS		RPI 51-100		RPI 101-150		RPI 150+
6- 25	0- 0	0- 0		OVERALL		0- 2		0- 5		6- 18	
3- 10	0- 0	0- 0		HOME		0- 1		0- 1		3- 8	
0- 12	0- 0	0- 0		AWAY		0- 1		0- 3		0- 8	
3- 3	0- 0	0- 0		NEUTRAL		0- 0		0- 1		3- 2	
6- 9	0- 0	0- 0		NON-CONFERENCE		0- 0		0- 1		6- 8	
3- 2	0- 0	0- 0		HOME		0- 0		0- 0		3- 2	
0- 4	0- 0	0- 0		AWAY		0- 0		0- 0		0- 4	
3- 3	0- 0	0- 0		NEUTRAL		0- 0		0- 1		3- 2	
0- 16	0- 0	0- 0		CONFERENCE		0- 2		0- 4		0- 10	
0- 8	0- 0	0- 0		HOME		0- 1		0- 1		0- 6	
0- 8	0- 0	0- 0		AWAY		0- 1		0- 3		0- 4	
0- 0	0- 0	0- 0		NEUTRAL		0- 0		0- 0		0- 0	
RPI S	Opponent	Score	RPI S	Opponent	Score	RPI S	Opponent	Score	RPI S	Opponent	Score
						87 A Murray St.	0	3	116 A Morehead St.	0	3
						87 H Murray St.	0	3	136 A Eastern Ky.	2	3
									139 N Coastal Caro.	2	3
									141 A Jacksonville St.	0	3
									141 H Jacksonville St.	0	3
									162 H Alabama A&M	2	3
									203 H Austin Peay	0	3
									209 A New Orleans	0	3
									211 H Tennessee Tech	0	3
									218 A Western Caro.	0	3
									226 A Troy St.	0	3
									227 A Southeast Mo. St.	0	3
									227 H Southeast Mo. St.	0	3
									239 A Samford	1	3
									239 H Samford	1	3
									247 N Lamar	0	3
									258 A Eastern Ill.	1	3
									258 H Eastern Ill.	0	3
									263 N Prairie View	1	3
									268 A Tenn.-Martin	1	3
									268 H Tenn.-Martin	0	3
									278 N Bethune-Cookman	3	0
									289 H Belmont	0	3
									292 A Lipscomb	0	3
									292 H Lipscomb	3	1
									293 H Alcorn St.	3	0
									297 N Jackson St.	3	0
			LAST 10 GAMES								
			141 A Jacksonville St.	0	3	258 H Eastern Ill.	0	3			
			239 A Samford	1	3	292 A Lipscomb	0	3			
			268 A Tenn.-Martin	1	3	116 A Morehead St.	0	3			
			87 A Murray St.	0	3	136 A Eastern Ky.	2	3			
			289 H Belmont	0	3	293 H Alcorn St.	3	0			

Non-Div. I Games: Trevecca Nazarene 0 3

Tennessee St.

RPI	S	Opponent	Score	
299	H	Alabama St.	3	0
311	N	Savannah St.	3	0

Tennessee St.

T
e
n
n
e
s
s
e
e
s
t
.

T
e
n
n
e
s
s
e
e
s
t
.

J
a
c
k
s
o
n
s
t
.

Jackson St.

Average RPI Win:	291	WON-LOST	WINNING	LAST 10	STRENGTH OF	OPP. STRENGTH	TEAM	ADJ	CONF.	ADJ CONF.	
Average RPI Loss:	213	RECORD	PCT. RANK	GAMES	SCHEDULE	OF SCHEDULE	RPI	RPI	RPI	RPI	
DIV. I ONLY	7- 27	.20588	279	4- 6	271	292	293	.27543	298	31	31
DIV. I NON-CONF.	4- 19	.17391	276	1- 2	236	301	287	.29855	300	30	29
<hr/>											
TOTALS	RPI 1-25	RPI 26-50		W-L RECORDS		RPI 51-100		RPI 101-150		RPI 150+	
7- 27	0- 0	0- 0		OVERALL		0- 1		0- 3		7- 23	
5- 4	0- 0	0- 0		HOME		0- 0		0- 0		5- 4	
1- 13	0- 0	0- 0		AWAY		0- 0		0- 2		1- 11	
1- 10	0- 0	0- 0		NEUTRAL		0- 1		0- 1		1- 8	
4- 19	0- 0	0- 0		NON-CONFERENCE		0- 1		0- 2		4- 16	
2- 3	0- 0	0- 0		HOME		0- 0		0- 0		2- 3	
1- 9	0- 0	0- 0		AWAY		0- 0		0- 1		1- 8	
1- 7	0- 0	0- 0		NEUTRAL		0- 1		0- 1		1- 5	
3- 8	0- 0	0- 0		CONFERENCE		0- 0		0- 1		3- 7	
3- 1	0- 0	0- 0		HOME		0- 0		0- 0		3- 1	
0- 4	0- 0	0- 0		AWAY		0- 0		0- 1		0- 3	
0- 3	0- 0	0- 0		NEUTRAL		0- 0		0- 0		0- 3	
RPI S	Opponent	Score	RPI S	Opponent	Score	RPI S	Opponent	Score	RPI S	Opponent	Score
						92 N	Cornell	0 3	113 N	St. John's (N.Y.)	2 3
									118 A	Robert Morris	0 3
									150 A	Manhattan	0 3
									155 A	Md.-East. Shore	2 3
									168 H	Long Island	1 3
									168 N	Long Island	0 3
									170 A	Seton Hall	0 3
									184 A	Central Conn. St.	0 3
									184 N	Central Conn. St.	1 3
									201 A	Bucknell	1 3
									214 A	Canisius	0 3
									222 N	Dartmouth	0 3
									222 N	Dartmouth	0 3
									224 A	Iona	0 3
									235 H	Lehigh	0 3
									243 A	St. Peter's	1 3
									244 N	Charleston So.	2 3
									244 N	Charleston So.	2 3
									250 A	St. Francis (Pa.)	1 3
									262 A	Niagara	1 3
									266 A	La Salle	1 3
									270 H	Marist	1 3
									270 N	Marist	3 2
									279 N	Howard	0 3
									282 A	Holy Cross	3 1
									283 H	Rider	1 3
									286 H	Siena	3 0

Non-Div. I Games:

Fairleigh Dickinson

RPI	S	Opponent	Score	
294	A	Quinnipiac	0	3
295	H	Wagner	3	0
300	H	St. Francis (N.Y.)	3	0
303	H	Sacred Heart	3	2
303	N	Sacred Heart	1	3
304	H	Lafayette	3	2

Fairleigh Dickinson

F
a
i
r
l
e
i
g
h
D
i
c
k
i
n
s
o
n

F
a
i
r
l
e
i
g
h
D
i
c
k
i
n
s
o
n

Average RPI Win: 299		WON-LOST	WINNING	LAST 10	STRENGTH OF		OPP. STRENGTH	TEAM	ADJ	CONF.	ADJ CONF.
Average RPI Loss: 244		RECORD	PCT. RANK	GAMES	SCHEDULE		OF SCHEDULE	RPI	RPI	RPI	RPI
DIV. I ONLY		9- 22	.29032	247	297		308	297	.27484	299	32
DIV. I NON-CONF.		4- 16	.2	268	297		308	306	.26425	307	32
TOTALS		RPI 1-25	RPI 26-50		W-L RECORDS		RPI 51-100		RPI 101-150		RPI 150+
9- 22	0- 0	0- 0		OVERALL		0- 0		0- 1		9- 21	
3- 9	0- 0	0- 0		HOME		0- 0		0- 0		3- 9	
3- 9	0- 0	0- 0		AWAY		0- 0		0- 0		3- 9	
3- 4	0- 0	0- 0		NEUTRAL		0- 0		0- 1		3- 3	
4- 16	0- 0	0- 0		NON-CONFERENCE		0- 0		0- 1		4- 15	
0- 6	0- 0	0- 0		HOME		0- 0		0- 0		0- 6	
1- 6	0- 0	0- 0		AWAY		0- 0		0- 0		1- 6	
3- 4	0- 0	0- 0		NEUTRAL		0- 0		0- 1		3- 3	
5- 6	0- 0	0- 0		CONFERENCE		0- 0		0- 0		5- 6	
3- 3	0- 0	0- 0		HOME		0- 0		0- 0		3- 3	
2- 3	0- 0	0- 0		AWAY		0- 0		0- 0		2- 3	
0- 0	0- 0	0- 0		NEUTRAL		0- 0		0- 0		0- 0	
RPI S	Opponent	Score	RPI S	Opponent	Score	RPI S	Opponent	Score	RPI S	Opponent	Score
									141 N	Jacksonville St.	0 3
									155 A	Md.-East. Shore	1 3
									162 A	Alabama A&M	0 3
									162 H	Alabama A&M	0 3
									197 H	Fla. Atlantic	0 3
									204 N	Maine	0 3
									220 A	Birmingham-So.	0 3
									226 A	Troy St.	0 3
									233 A	Auburn	0 3
									260 A	South Carolina St.	3 1
									260 A	South Carolina St.	2 3
									260 H	South Carolina St.	2 3
									263 A	Prairie View	0 3
									267 H	Hampton	0 3
									278 H	Bethune-Cookman	1 3
									278 N	Bethune-Cookman	1 3
									281 H	Grambling	2 3
									291 H	Gardner-Webb	0 3
									291 H	Gardner-Webb	0 3
									293 A	Alcorn St.	3 0
									293 H	Alcorn St.	2 3
									296 A	Tennessee St.	0 3
									297 A	Jackson St.	1 3
									297 H	Jackson St.	3 0
									301 A	Mississippi Val.	3 2
									301 H	Mississippi Val.	3 2
									307 H	Texas Southern	3 0
LAST 10 GAMES											
			281 H	Grambling	2 3	296 A	Tennessee St.	0 3			
			263 A	Prairie View	0 3	162 A	Alabama A&M	0 3			
			307 H	Texas Southern	3 0	197 H	Fla. Atlantic	0 3			
			301 A	Mississippi Val.	3 2	297 A	Jackson St.	1 3			
			220 A	Birmingham-So.	0 3	293 A	Alcorn St.	3 0			

Non-Div. I Games: Clark Atlanta 3 0

Alabama St.

RPI	S	Opponent	Score	
308	N	Coppin St.	3	0
309	N	Delaware St.	3	1
311	N	Savannah St.	3	1
311	N	Savannah St.	2	3

Alabama St.

A
l
a
b
a
m
a
S
t
.

A
l
a
b
a
m
a
S
t
.

[illegible]

Non-Div. I Games:

St. Francis (N.Y.)

Average RPI Win: 305		WON-LOST RECORD		WINNING PCT. RANK		LAST 10 GAMES		STRENGTH OF SCHEDULE		OPP. STRENGTH OF SCHEDULE		TEAM RPI		ADJ RPI		CONF. RPI		ADJ CONF. RPI	
Average RPI Loss: 272																			
DIV. I ONLY		7- 17		.29167 246		4- 6		309		311		301		.26596 301		32		32	
DIV. I NON-CONF.		0- 2		0 304		0- 0		117		311		296		.3318 284		32		32	
TOTALS		RPI 1-25		RPI 26-50		W-L RECORDS		RPI 51-100		RPI 101-150		RPI 150+							
7- 17		0- 0		0- 0		OVERALL		0- 0		0- 0		7- 17							
5- 4		0- 0		0- 0		HOME		0- 0		0- 0		5- 4							
1- 7		0- 0		0- 0		AWAY		0- 0		0- 0		1- 7							
1- 6		0- 0		0- 0		NEUTRAL		0- 0		0- 0		1- 6							
0- 2		0- 0		0- 0		NON-CONFERENCE		0- 0		0- 0		0- 2							
0- 0		0- 0		0- 0		HOME		0- 0		0- 0		0- 0							
0- 0		0- 0		0- 0		AWAY		0- 0		0- 0		0- 0							
0- 2		0- 0		0- 0		NEUTRAL		0- 0		0- 0		0- 2							
7- 15		0- 0		0- 0		CONFERENCE		0- 0		0- 0		7- 15							
5- 4		0- 0		0- 0		HOME		0- 0		0- 0		5- 4							
1- 7		0- 0		0- 0		AWAY		0- 0		0- 0		1- 7							
1- 4		0- 0		0- 0		NEUTRAL		0- 0		0- 0		1- 4							
RPI S	Opponent	Score		RPI S	Opponent	Score		RPI S	Opponent	Score		RPI S	Opponent	Score					
										162 A	Alabama A&M	0	3						
										162 H	Alabama A&M	0	3						
										260 N	South Carolina St.	0	3						
										263 N	Prairie View	0	3						
										267 N	Hampton	2	3						
										281 A	Grambling	1	3						
										281 A	Grambling	0	3						
										281 H	Grambling	1	3						
										281 H	Grambling	0	3						
										281 N	Grambling	2	3						
										293 A	Alcorn St.	0	3						
										293 H	Alcorn St.	3	2						
										297 A	Jackson St.	1	3						
										297 H	Jackson St.	3	1						
										299 A	Alabama St.	2	3						
										299 H	Alabama St.	2	3						
										306 H	Southern U.	3	0						
										306 N	Southern U.	0	3						
										307 N	Texas Southern	1	3						
										307 N	Texas Southern	3	2						
										310 A	Ark.-Pine Bluff	0	3						
										310 A	Ark.-Pine Bluff	3	2						
										310 H	Ark.-Pine Bluff	3	0						
										310 H	Ark.-Pine Bluff	3	0						
LAST 10 GAMES																			
				162 A	Alabama A&M	0	3	297 A	Jackson St.	1	3								
				297 H	Jackson St.	3	1	307 N	Texas Southern	1	3								
				293 A	Alcorn St.	0	3	306 N	Southern U.	0	3								
				306 H	Southern U.	3	0	310 H	Ark.-Pine Bluff	3	0								
				299 H	Alabama St.	2	3	310 H	Ark.-Pine Bluff	3	0								

Non-Div. I Games: Clark Atlanta 3 0

Mississippi Val.

Non-Div. I Games:

Campbell

Average RPI Win: 298		WON-LOST	WINNING	LAST 10	STRENGTH OF		OPP. STRENGTH	TEAM	ADJ		CONF.	ADJ CONF.
Average RPI Loss: 216		RECORD	PCT. RANK	GAMES	SCHEDULE		OF SCHEDULE	RPI	RPI		RPI	RPI
DIV. I ONLY		3- 28	.09677	306	2- 8		263	293	300		31	31
DIV. I NON-CONF.		0- 20	0	304	0- 2		185	294	297		30	29
TOTALS		RPI 1-25	RPI 26-50		W-L RECORDS		RPI 51-100		RPI 101-150		RPI 150+	
3- 28		0- 0	0- 0		OVERALL		0- 0		0- 6		3- 22	
1- 6		0- 0	0- 0		HOME		0- 0		0- 1		1- 5	
1- 13		0- 0	0- 0		AWAY		0- 0		0- 3		1- 10	
1- 9		0- 0	0- 0		NEUTRAL		0- 0		0- 2		1- 7	
0- 20		0- 0	0- 0		NON-CONFERENCE		0- 0		0- 5		0- 15	
0- 3		0- 0	0- 0		HOME		0- 0		0- 1		0- 2	
0- 9		0- 0	0- 0		AWAY		0- 0		0- 2		0- 7	
0- 8		0- 0	0- 0		NEUTRAL		0- 0		0- 2		0- 6	
3- 8		0- 0	0- 0		CONFERENCE		0- 0		0- 1		3- 7	
1- 3		0- 0	0- 0		HOME		0- 0		0- 0		1- 3	
1- 4		0- 0	0- 0		AWAY		0- 0		0- 1		1- 3	
1- 1		0- 0	0- 0		NEUTRAL		0- 0		0- 0		1- 1	
RPI S	Opponent	Score	RPI S	Opponent	Score	RPI S	Opponent	Score	RPI S	Opponent	Score	
									104 A	Albany (N.Y.)	0	3
									113 N	St. John's (N.Y.)	0	3
									118 A	Robert Morris	0	3
									138 N	Yale	0	3
									144 H	Boston College	0	3
									150 A	Manhattan	0	3
									155 N	Md.-East. Shore	0	3
									168 H	Long Island	0	3
									184 H	Central Conn. St.	1	3
									184 N	Central Conn. St.	0	3
									204 H	Maine	0	3
									223 N	Fordham	0	3
									224 A	Iona	0	3
									224 A	Iona	0	3
									224 N	Iona	0	3
									229 A	Hartford	0	3
									241 A	Army	0	3
									241 H	Army	0	3
									241 N	Army	0	3
									250 A	St. Francis (Pa.)	0	3
									270 N	Marist	0	3
									270 N	Marist	0	3
									282 A	Holy Cross	2	3
									283 A	Rider	0	3
									288 A	Providence	0	3
									294 A	Quinnipiac	1	3
									294 H	Quinnipiac	1	3
LAST 10 GAMES			LAST 10 GAMES			LAST 10 GAMES			LAST 10 GAMES			
			168 H	Long Island	0	3	184 H	Central Conn. St.	1	3	282 A	Holy Cross
			118 A	Robert Morris	0	3	295 A	Wagner	3	1	283 A	Rider
			250 A	St. Francis (Pa.)	0	3	300 H	St. Francis (N.Y.)	3	0	288 A	Providence
			298 A	Fairleigh Dickinson	2	3	294 A	Quinnipiac	1	3	294 A	Quinnipiac
			150 A	Manhattan	0	3	144 H	Boston College	0	3	294 H	Quinnipiac

Non-Div. I Games:

Sacred Heart

RPI	S	Opponent	Score	
295	A	Wagner	3	1
298	A	Fairleigh Dickinson	2	3
298	N	Fairleigh Dickinson	3	1
300	H	St. Francis (N.Y.)	3	0

Sacred Heart

S
a
c
r
e
d
H
e
a
r
t

S
a
c
r
e
d
H
e
a
r
t

L
a
f
a
y
e
t
t
e

Lafayette

Average RPI Win: 299		WON-LOST	WINNING	LAST 10	STRENGTH OF		OPP. STRENGTH	TEAM	ADJ		CONF.	ADJ CONF.
Average RPI Loss: 229		RECORD	PCT. RANK	GAMES	SCHEDULE		OF SCHEDULE	RPI	RPI		RPI	RPI
DIV. I ONLY		3- 24	.11111 303	1- 9	274		305	307	.25215 305		30	30
DIV. I NON-CONF.		1- 5	.16667 277	0- 0	272		306	299	.31709 291		31	31
TOTALS		RPI 1-25	RPI 26-50	W-L RECORDS	RPI 51-100		RPI 101-150	RPI 150+				
3- 24	0- 0		0- 2	OVERALL	0- 0		0- 0	3- 22				
1- 8	0- 0		0- 1	HOME	0- 0		0- 0	1- 7				
1- 8	0- 0		0- 1	AWAY	0- 0		0- 0	1- 7				
1- 8	0- 0		0- 0	NEUTRAL	0- 0		0- 0	1- 8				
1- 5	0- 0		0- 0	NON-CONFERENCE	0- 0		0- 0	1- 5				
0- 1	0- 0		0- 0	HOME	0- 0		0- 0	0- 1				
0- 0	0- 0		0- 0	AWAY	0- 0		0- 0	0- 0				
1- 4	0- 0		0- 0	NEUTRAL	0- 0		0- 0	1- 4				
2- 19	0- 0		0- 2	CONFERENCE	0- 0		0- 0	2- 17				
1- 7	0- 0		0- 1	HOME	0- 0		0- 0	1- 6				
1- 8	0- 0		0- 1	AWAY	0- 0		0- 0	1- 7				
0- 4	0- 0		0- 0	NEUTRAL	0- 0		0- 0	0- 4				
RPI S	Opponent	Score	RPI S	Opponent	Score	RPI S	Opponent	Score	RPI S	Opponent	Score	
			42 A	Florida A&M	0 3				155 A	Md.-East. Shore	0 3	
			42 H	Florida A&M	0 3				155 H	Md.-East. Shore	0 3	
									155 N	Md.-East. Shore	0 3	
									162 N	Alabama A&M	0 3	
									184 N	Central Conn. St.	0 3	
									232 A	Morgan St.	0 3	
									236 A	N.C. A&T	0 3	
									236 N	N.C. A&T	0 3	
									238 H	William & Mary	0 3	
									244 N	Charleston So.	0 3	
									260 A	South Carolina St.	0 3	
									260 H	South Carolina St.	0 3	
									267 A	Hampton	0 3	
									267 H	Hampton	0 3	
									267 N	Hampton	0 3	
									278 A	Bethune-Cookman	0 3	
									278 H	Bethune-Cookman	2 3	
									279 H	Howard	3 2	
									300 N	St. Francis (N.Y.)	0 3	
									308 A	Coppin St.	3 2	
									308 H	Coppin St.	1 3	
									309 A	Delaware St.	1 3	
									309 H	Delaware St.	0 3	
									309 N	Delaware St.	1 3	
									311 N	Savannah St.	3 1	
LAST 10 GAMES												
			267 N	Hampton	0 3		155 H	Md.-East. Shore	0 3			
			308 A	Coppin St.	3 2		260 H	South Carolina St.	0 3			
			232 A	Morgan St.	0 3		267 A	Hampton	0 3			
			267 H	Hampton	0 3		309 A	Delaware St.	1 3			
			278 H	Bethune-Cookman	2 3		236 N	N.C. A&T	0 3			

Non-Div. I Games:

Norfolk St.

Average RPI Win:	306	WON-LOST RECORD	WINNING PCT. RANK	LAST 10 GAMES	STRENGTH OF SCHEDULE	OPP. STRENGTH OF SCHEDULE	TEAM RPI	ADJ RPI	CONF. RPI	ADJ CONF. RPI	
DIV. I ONLY		5- 20	.2 281	3- 6	294	310	304	.24906	306	32	32
DIV. I NON-CONF.		1- 5	.16667 277	0- 1	263	303	294	.31826	289	32	32
<hr/>											
TOTALS	RPI 1-25	RPI 26-50		W-L RECORDS		RPI 51-100		RPI 101-150		RPI 150+	
5- 20	0- 0	0- 0		OVERALL		0- 1		0- 0		6- 18	
1- 7	0- 0	0- 0		HOME		0- 0		0- 0		2- 6	
1- 10	0- 0	0- 0		AWAY		0- 1		0- 0		1- 9	
3- 3	0- 0	0- 0		NEUTRAL		0- 0		0- 0		3- 3	
<hr/>											
1- 5	0- 0	0- 0		NON-CONFERENCE		0- 1		0- 0		1- 4	
0- 1	0- 0	0- 0		HOME		0- 0		0- 0		0- 1	
0- 3	0- 0	0- 0		AWAY		0- 1		0- 0		0- 2	
1- 1	0- 0	0- 0		NEUTRAL		0- 0		0- 0		1- 1	
<hr/>											
5- 14	0- 0	0- 0		CONFERENCE		0- 0		0- 0		5- 14	
2- 5	0- 0	0- 0		HOME		0- 0		0- 0		2- 5	
1- 7	0- 0	0- 0		AWAY		0- 0		0- 0		1- 7	
2- 2	0- 0	0- 0		NEUTRAL		0- 0		0- 0		2- 2	
<hr/>											
RPI S	Opponent	Score	RPI S	Opponent	Score	RPI S	Opponent	Score	RPI S	Opponent	Score
						76 A	Tulane	0 3	162 A	Alabama A&M	0 3
									162 H	Alabama A&M	0 3
									162 N	Alabama A&M	0 3
									209 A	New Orleans	0 3
									209 H	New Orleans	0 3
									260 N	South Carolina St.	0 3
									263 A	Prairie View	0 3
									263 H	Prairie View	0 3
									267 A	Hampton	0 3
									281 A	Grambling	1 3
									281 H	Grambling	2 3
									281 N	Grambling	0 3
									293 A	Alcorn St.	1 3
									293 H	Alcorn St.	0 3
									297 A	Jackson St.	0 3
									297 H	Jackson St.	3 0
									301 A	Mississippi Val.	0 3
									301 N	Mississippi Val.	3 0
									307 A	Texas Southern	0 3
									307 H	Texas Southern	2 3
									307 N	Texas Southern	3 2
									310 A	Ark.-Pine Bluff	3 1
									310 H	Ark.-Pine Bluff	3 1
									311 N	Savannah St.	3 1
				</							

Non-Div. I Games:

Dillard

0

3

Dillard

0

3

Southern U.

Average RPI Win:	301	WON-LOST	WINNING	LAST 10	STRENGTH OF	OPP. STRENGTH	TEAM	ADJ	CONF.	ADJ CONF.	
Average RPI Loss:	255	RECORD	PCT. RANK	GAMES	SCHEDULE	OF SCHEDULE	RPI	RPI	RPI	RPI	
DIV. I ONLY	5- 20	.2	281	1- 9	301	307	306	.24658	307	32	32
DIV. I NON-CONF.	0- 8	0	304	0- 4	238	250	305	.29103	303	32	32
<hr/>											
TOTALS	RPI 1-25	RPI 26-50		W-L RECORDS		RPI 51-100		RPI 101-150		RPI 150+	
5- 20	0- 0	0- 0		OVERALL		0- 1		0- 0		5- 19	
1- 6	0- 0	0- 0		HOME		0- 1		0- 0		1- 5	
2- 8	0- 0	0- 0		AWAY		0- 0		0- 0		2- 8	
2- 6	0- 0	0- 0		NEUTRAL		0- 0		0- 0		2- 6	
0- 8	0- 0	0- 0		NON-CONFERENCE		0- 1		0- 0		0- 7	
0- 4	0- 0	0- 0		HOME		0- 1		0- 0		0- 3	
0- 2	0- 0	0- 0		AWAY		0- 0		0- 0		0- 2	
0- 2	0- 0	0- 0		NEUTRAL		0- 0		0- 0		0- 2	
5- 12	0- 0	0- 0		CONFERENCE		0- 0		0- 0		5- 12	
1- 2	0- 0	0- 0		HOME		0- 0		0- 0		1- 2	
2- 6	0- 0	0- 0		AWAY		0- 0		0- 0		2- 6	
2- 4	0- 0	0- 0		NEUTRAL		0- 0		0- 0		2- 4	
RPI S	Opponent	Score	RPI S	Opponent	Score	RPI S	Opponent	Score	RPI S	Opponent	Score
						89 H	Rice	0 3	208 A	Tex.-Pan American	0 3
									208 H	Tex.-Pan American	1 3
									208 N	Tex.-Pan American	0 3
									215 H	Southeastern La.	0 3
									254 A	Tex. A&M-Corp. Chris	0 3
									254 H	Tex. A&M-Corp. Chris	1 3
									254 N	Tex. A&M-Corp. Chris	0 3
									263 A	Prairie View	0 3
									263 H	Prairie View	0 3
									263 H	Prairie View	0 3
									263 N	Prairie View	1 3
									281 A	Grambling	0 3
									281 A	Grambling	0 3
									281 N	Grambling	0 3
									281 N	Grambling	3 2
									297 A	Jackson St.	0 3
									299 A	Alabama St.	0 3
									301 N	Mississippi Val.	2 3
									301 N	Mississippi Val.	3 1
									306 A	Southern U.	3 2
									306 H	Southern U.	3 0
									306 N	Southern U.	2 3
									310 A	Ark.-Pine Bluff	3 2
									310 A	Ark.-Pine Bluff	2 3
LAST 10 GAMES											
			297 A	Jackson St.	0 3	281 A	Grambling	0 3	310 A	Ark.-Pine Bluff	3 2
			299 A	Alabama St.	0 3	263 A	Prairie View	0 3	310 A	Ark.-Pine Bluff	2 3
			208 H	Tex.-Pan American	1 3	208 A	Tex.-Pan American	0 3			
			215 H	Southeastern La.	0 3	254 A	Tex. A&M-Corp. Chris	0 3			
			281 A	Grambling	0 3	301 N	Mississippi Val.	3 1			

Non-Div. I Games: Dillard

1 3

Texas Southern

Average RPI Win:	308	WON-LOST	WINNING	LAST 10	STRENGTH OF	OPP. STRENGTH	TEAM	ADJ	CONF.	ADJ CONF.	
Average RPI Loss:	218	RECORD	PCT. RANK	GAMES	SCHEDULE	OF SCHEDULE	RPI	RPI	RPI	RPI	
DIV. I ONLY	3- 28	.09677	306	1- 9	290	295	308	.2376	308	30	30
DIV. I NON-CONF.	0- 14	0	304	0- 1	219	245	300	.29933	299	31	31
<hr/>											
TOTALS	RPI 1-25	RPI 26-50		W-L RECORDS		RPI 51-100		RPI 101-150		RPI 150+	
3- 28	0- 0	0- 1		OVERALL		0- 2		0- 3		3- 22	
0- 8	0- 0	0- 1		HOME		0- 0		0- 0		0- 7	
2- 11	0- 0	0- 0		AWAY		0- 1		0- 1		2- 9	
1- 9	0- 0	0- 0		NEUTRAL		0- 1		0- 2		1- 6	
<hr/>											
0- 14	0- 0	0- 0		NON-CONFERENCE		0- 2		0- 3		0- 9	
0- 2	0- 0	0- 0		HOME		0- 0		0- 0		0- 2	
0- 4	0- 0	0- 0		AWAY		0- 1		0- 1		0- 2	
0- 8	0- 0	0- 0		NEUTRAL		0- 1		0- 2		0- 5	
<hr/>											
3- 14	0- 0	0- 1		CONFERENCE		0- 0		0- 0		3- 13	
0- 6	0- 0	0- 1		HOME		0- 0		0- 0		0- 5	
2- 7	0- 0	0- 0		AWAY		0- 0		0- 0		2- 7	
1- 1	0- 0	0- 0		NEUTRAL		0- 0		0- 0		1- 1	
<hr/>											
RPI S	Opponent	Score	RPI S	Opponent	Score	RPI S	Opponent	Score	RPI S	Opponent	Score
			42 H	Florida A&M	0 3	82 A	Towson	0 3	106 A	George Washington	0 3
						86 N	Wake Forest	0 3	113 N	St. John's (N.Y.)	0 3
									132 N	Villanova	0 3
									155 A	Md.-East. Shore	0 3
									185 A	Georgetown	0 3
									194 H	UMBC	0 3
									204 N	Maine	0 3
									228 N	Va. Commonwealth	0 3
									232 A	Morgan St.	0 3
									232 H	Morgan St.	1 3
									236 A	N.C. A&T	0 3
									238 N	William & Mary	0 3
									255 A	Navy	0 3
									255 H	Navy	0 3
									260 A	South Carolina St.	1 3
									267 A	Hampton	1 3
									267 H	Hampton	1 3
									278 H	Bethune-Cookman	0 3
									279 A	Howard	0 3
									279 H	Howard	1 3
									279 N	Howard	2 3
									299 N	Alabama St.	0 3
									304 N	Lafayette	0 3
									305 A	Norfolk St.	3 1
									305 H	Norfolk St.	2 3
									309 A	Delaware St.	3 2
									309 A	Delaware St.	1 3
<hr/>											
			LAST 10 GAMES								
			279 N	Howard	2 3	42 H	Florida A&M	0 3	304 N	Lafayette	0 3
			305 H	Norfolk St.	2 3	255 A	Navy	0 3	305 A	Norfolk St.	3 1
			309 A	Delaware St.	1 3	278 H	Bethune-Cookman	0 3	305 H	Norfolk St.	2 3
			232 A	Morgan St.	0 3	267 A	Hampton	1 3	309 A	Delaware St.	3 2
			309 A	Delaware St.	3 2	236 A	N.C. A&T	0 3	309 A	Delaware St.	1 3

Non-Div. I Games:

Coppin St.

Coppin St.

Through Games Of Dec. 21, 2003

RPI	S	Opponent	Score
309	N	Delaware St.	3 1

Coppin St.

Average RPI Win: 304		WON-LOST RECORD		WINNING PCT. RANK		LAST 10 GAMES		STRENGTH OF SCHEDULE		OPP. STRENGTH OF SCHEDULE		TEAM RPI		ADJ RPI		CONF. RPI		ADJ CONF. RPI	
DIV. I ONLY		3- 23		.11538 301		0- 8		295		309		309		.22294 310		32		32	
DIV. I NON-CONF.		0- 8		0 304		0- 0		213		229		298		.31198 292		32		32	
TOTALS		RPI 1-25		RPI 26-50		W-L RECORDS		RPI 51-100		RPI 101-150		RPI 150+							
3- 23		0- 0		0- 0		OVERALL		0- 0		0- 3		2- 21							
2- 8		0- 0		0- 0		HOME		0- 0		0- 1		2- 7							
1- 8		0- 0		0- 0		AWAY		0- 0		0- 1		0- 8							
0- 7		0- 0		0- 0		NEUTRAL		0- 0		0- 1		0- 6							
0- 8		0- 0		0- 0		NON-CONFERENCE		0- 0		0- 3		0- 5							
0- 1		0- 0		0- 0		HOME		0- 0		0- 1		0- 0							
0- 2		0- 0		0- 0		AWAY		0- 0		0- 1		0- 1							
0- 5		0- 0		0- 0		NEUTRAL		0- 0		0- 1		0- 4							
2- 16		0- 0		0- 0		CONFERENCE		0- 0		0- 0		2- 16							
2- 7		0- 0		0- 0		HOME		0- 0		0- 0		2- 7							
0- 7		0- 0		0- 0		AWAY		0- 0		0- 0		0- 7							
0- 2		0- 0		0- 0		NEUTRAL		0- 0		0- 0		0- 2							
RPI	S	Opponent	Score	RPI	S	Opponent	Score	RPI	S	Opponent	Score	RPI	S	Opponent	Score				
										107 H	Arkansas St.	0		3					
										107 N	Arkansas St.	0		3					
										125 A	TCU	0		3					
										208 N	Tex.-Pan American	0		3					
										208 N	Tex.-Pan American	0		3					
										252 N	Northwestern St.	0		3					
										254 N	Tex. A&M-Corp. Chris	0		3					
										263 A	Prairie View	0		3					
										263 H	Prairie View	0		3					
										263 H	Prairie View	1		3					
										263 N	Prairie View	0		3					
										281 A	Grambling	1		3					
										281 A	Grambling	0		3					
										281 H	Grambling	0		3					
										281 H	Grambling	1		3					
										281 N	Grambling	0		3					
										290 A	Centenary (La.)	0		3					
										293 A	Alcorn St.	0		3					
										301 A	Mississippi Val.	0		3					
										301 A	Mississippi Val.	0		3					
										301 H	Mississippi Val.	2		3					
										301 H	Mississippi Val.	3		0					
										306 A	Southern U.	1		3					
										306 H	Southern U.	1		3					
										307 H	Texas Southern	3		2					
										307 H	Texas Southern	2		3					
Non-Div. I Games:		Philander Smith	3 0	LeMoyne-Owen	3 0	Central Ark.	1 3			LeMoyne-Owen	3 2								
		Clark Atlanta	3 0	LeMoyne-Owen	3 0	Dillard	3 2			Ark.-Pine Bluff									

Average RPI Win:	299	WON-LOST RECORD	WINNING PCT. RANK	LAST 10 GAMES	STRENGTH OF SCHEDULE	OPP. STRENGTH OF SCHEDULE	TEAM RPI	ADJ RPI	CONF. RPI	ADJ CONF. RPI					
DIV. I ONLY		1- 28	.03448 310	0- 9	304	303	311	.17444 311	29	29					
DIV. I NON-CONF.		1- 28	.03448 303	0- 9	295	307	310	.17444 311	27	30					
<hr/>															
TOTALS	RPI 1-25	RPI 26-50		W-L RECORDS	RPI 51-100		RPI 101-150		RPI 150+						
1- 28	0- 0	0- 0		OVERALL	0- 0		0- 3		1- 25						
0- 7	0- 0	0- 0		HOME	0- 0		0- 0		0- 7						
0- 13	0- 0	0- 0		AWAY	0- 0		0- 1		0- 12						
1- 8	0- 0	0- 0		NEUTRAL	0- 0		0- 2		1- 6						
<hr/>															
1- 28	0- 0	0- 0		NON-CONFERENCE	0- 0		0- 3		1- 25						
0- 7	0- 0	0- 0		HOME	0- 0		0- 0		0- 7						
0- 13	0- 0	0- 0		AWAY	0- 0		0- 1		0- 12						
1- 8	0- 0	0- 0		NEUTRAL	0- 0		0- 2		1- 6						
<hr/>															
0- 0	0- 0	0- 0		CONFERENCE	0- 0		0- 0		0- 0						
0- 0	0- 0	0- 0		HOME	0- 0		0- 0		0- 0						
0- 0	0- 0	0- 0		AWAY	0- 0		0- 0		0- 0						
0- 0	0- 0	0- 0		NEUTRAL	0- 0		0- 0		0- 0						
<hr/>															
RPI S	Opponent	Score	RPI S	Opponent	Score	RPI S	Opponent	Score	RPI S	Opponent	Score				
									102 A	Ga. Southern	0	3			
									139 N	Coastal Caro.	0	3			
									140 N	Marshall	0	3			
									207 A	Jacksonville	0	3			
									207 H	Jacksonville	0	3			
									218 A	Western Caro.	0	3			
									236 A	N.C. A&T	0	3			
									244 A	Charleston So.	0	3			
									244 H	Charleston So.	0	3			
									260 A	South Carolina St.	0	3			
									260 A	South Carolina St.	0	3			
									260 H	South Carolina St.	0	3			
									260 N	South Carolina St.	0	3			
									267 A	Hampton	1	3			
									271 A	Wofford	0	3			
									274 A	Mercer	0	3			
									274 H	Mercer	0	3			
									278 A	Bethune-Cookman	0	3			
									280 H	High Point	0	3			
									280 H	High Point	1	3			
									287 A	Citadel	0	3			
									LAST 10 GAMES			287 H	Citadel	0	3
												287 A	Gardner-Webb	0	3
												291 N	Gardner-Webb	0	3
												296 N	Tennessee St.	0	3
299 N	Alabama St.	1	3												
299 N	Alabama St.	3	2												
<hr/>															
Non-Div. I Games:	Clark Atlanta	3	1	Clark Atlanta	3	2	SCAD	0	3	Savannah St.					

RPI	S	Opponent	Score	
305	N	Norfolk St.	1	3
306	N	Southern U.	1	3

Savannah St.

S
a
v
a
n
n
a
h
S
t
.

S
a
v
a
n
n
a
h
S
t
.