

Average RPI Win: 269		WON-LOST RECORD		WINNING PCT. RANK		LAST 10 GAMES		STRENGTH OF SCHEDULE		OPP. STRENGTH OF SCHEDULE		TEAM RPI		ADJ. RPI		CONF. RPI		ADJ CONF. RPI			
DIV. I ONLY		6- 20		293		0- 10		104		117		248		246		6		6			
DIV. I NON-CONF.		5- 6		174		0- 0		260		310		243		244		9		9			
TOTALS		RPI 1-25		RPI 26-50		W-L RECORDS		RPI 51-100		RPI 150+											
6- 20		0- 1		0- 7		OVERALL		0- 5		5- 6											
3- 8		0- 1		0- 3		HOME		0- 3		2- 1											
3- 11		0- 0		0- 3		AWAY		0- 2		3- 5											
0- 1		0- 0		0- 1		NEUTRAL		0- 0		0- 0											
5- 6		0- 1		0- 0		NON-CONFERENCE		0- 1		5- 4											
2- 2		0- 1		0- 0		HOME		0- 1		2- 0											
3- 4		0- 0		0- 0		AWAY		0- 0		3- 4											
0- 0		0- 0		0- 0		NEUTRAL		0- 0		0- 0											
1- 14		0- 0		0- 7		CONFERENCE		0- 4		0- 2											
1- 6		0- 0		0- 3		HOME		0- 2		0- 1											
0- 7		0- 0		0- 3		AWAY		0- 2		0- 1											
0- 1		0- 0		0- 1		NEUTRAL		0- 0		0- 0											
RPI 1-25		RPI 26-50		RPI 51-100		Team's RPI : 246															
RPI S	Opponent	Score	RPI S	Opponent	Score	RPI S	Opponent	Score	RPI S	Opponent	Score										
24 H	Mi nnesota	75 88	27 A	New Mexi co	57 93	51 A	Bri gham Young	50 89	111 A	UNLV	49 81										
			27 H	New Mexi co	40 71	51 H	Bri gham Young	55 96	111 H	UNLV	73 72										
			28 A	Utah	39 68	62 H	Weber St.	46 60	196 A	Tex. A&M-Corp. Chris	61 81										
			28 H	Utah	42 67	81 A	Wyomi ng	53 68	202 A	UC Irvi ne	59 86										
			28 N Utah	46 83	81 H	Wyomi ng	49 78	203 A	Bucknel l	69 85											
			47 A	Col orado St.	49 89				215 A	San Di ego St.	57 69										
			47 H	Col orado St.	41 62				215 H	San Di ego St.	55 73										
									236 A	Army	69 72										
									289 A	Cal Poly	70 67										
									293 H	Wi nthrop	78 71										
									297 A	Cal St. Fullerton	74 69										
									305 A	Tex. -Pan American	64 61										
									319 H	Sacramento St.	86 61										
LAST 10 Division I GAMES:																					
			28 N Utah	46 83	81 H Wyomi ng	49 78															
			28 H Utah	42 67	47 H Col orado St.	41 62															
			51 H Bri gham Young	55 96	27 H New Mexico	40 71															
			111 A UNLV	49 81	51 A Bri gham Young	50 89															
			215 A San Di ego St.	57 69	28 A Utah	39 68															

Non-Div I	Games: Regis (Colo.)	54	73	Adams St.	61	56
-----------	----------------------	----	----	-----------	----	----

Air Force

Loss, Non-Conf, S Site, H Home A Away N Neutral

Page 1



Average RPI Win: 244		WON-LOST RECORD	WINNING PCT. RANK	LAST 10 GAMES	STRENGTH OF SCHEDULE	OPP. STRENGTH OF SCHEDULE	TEAM RPI	ADJ. RPI	CONF. RPI	ADJ CONF. RPI			
DIV. I ONLY		2- 26	318	0- 10	151	211	305	302	15	15			
DIV. I NON-CONF.		1- 10	309	0- 0	122	283	281	281	15	15			
<hr/>													
TOTALS		RPI 1-25		RPI 26-50	W-L RECORDS		RPI 51-100			RPI 150+			
2- 26		0- 0		0- 0	OVERALL		0- 7			2- 12			
1- 11		0- 0		0- 0	HOME		0- 5			1- 3			
1- 13		0- 0		0- 0	AWAY		0- 2			1- 7			
0- 2		0- 0		0- 0	NEUTRAL		0- 0			0- 2			
1- 10		0- 0		0- 0	NON-CONFERENCE		0- 3			1- 5			
0- 4		0- 0		0- 0	HOME		0- 3			0- 0			
1- 4		0- 0		0- 0	AWAY		0- 0			1- 3			
0- 2		0- 0		0- 0	NEUTRAL		0- 0			0- 2			
1- 16		0- 0		0- 0	CONFERENCE		0- 4			1- 7			
1- 7		0- 0		0- 0	HOME		0- 2			1- 3			
0- 9		0- 0		0- 0	AWAY		0- 2			0- 4			
0- 0		0- 0		0- 0	NEUTRAL		0- 0			0- 0			
<hr/>													
RPI 1-25		RPI 26-50		RPI 51-100		RPI 101+		Team's RPI: 302					
RPI S	Opponent	Score	RPI S	Opponent	Score	RPI S	Opponent	Score		Score			
						61	H Florida St.	46	75	117	A Miami (Ohio)	56	84
						70	H Maine	51	58	121	H Arizona St.	46	82
						72	H Ball St.	64	74	123	A West Virginia	26	77
						75	H Indiana St.	59	87	135	A Buffalo	51	67
						84	H Toledo	42	48	135	H Buffalo	45	48
						95	A Western Mich.	60	96	138	A Kent St.	40	62
						95	A Western Mich.	60	101	138	H Kent St.	66	78
										177	A Northern Ill.	42	45
										180	H Eastern Mich.	42	62
										185	A Ill. -Chicago	53	65
										190	A St. Peter's	49	72
										198	N Troy St.	51	53
										203	N Bucknell	49	64
										222	A Marshall	52	72
										222	H Marshall	59	49
										248	H Bowling Green	62	65
										249	A Ohio	60	71
										249	H Ohio	60	65
										250	A Central Mich.	68	80
										265	A Cleveland St.	73	65
										298	A Youngstown St.	59	68
<hr/>													
LAST 10 Division I GAMES:													
			95	A Western Mich.	60	101	177	A Northern Ill.	42	45			
			249	H Ohio	60	65	138	A Kent St.	40	62			
			222	A Marshall	52	72	72	H Ball St.	64	74			
			135	A Buffalo	51	67	95	A Western Mich.	60	96			
			248	H Bowling Green	62	65	135	H Buffalo	45	48			

Akron

Non-Div I Games:

Akron

Loss, 
Non-Conf, S Site, 
H Home
A Away 
N Neutral



A  
l  
a  
b  
a  
m  
a

Alabama				Through Games Of 2003 FINAL																	
Average RPI Win:		149		WON-LOST RECORD		WINNING PCT. RANK		LAST 10 GAMES		STRENGTH OF SCHEDULE		OPP. STRENGTH OF SCHEDULE		TEAM RPI		ADJ. RPI		CONF. RPI		ADJ CONF. RPI	
Average RPI Loss:		48		13- 15		177		2- 8		34		44		71		74		1		1	
DIV. I ONLY				10- 3		30		0- 0		91		247		50		51		1		1	
DIV. I NON-CONF.																					
TOTALS		RPI 1-25		RPI 26-50		W-L RECORDS		RPI 51-100		RPI 150+											
13- 15		0- 9		1- 1		OVERALL		2- 1		8- 1											
5- 5		0- 4		1- 0		HOME		0- 0		3- 0											
4- 9		0- 4		0- 1		AWAY		0- 1		3- 1											
4- 1		0- 1		0- 0		NEUTRAL		2- 0		2- 0											
10- 3		0- 0		0- 0		NON-CONFERENCE		2- 1		8- 1											
3- 0		0- 0		0- 0		HOME		0- 0		3- 0											
3- 3		0- 0		0- 0		AWAY		0- 1		3- 1											
4- 0		0- 0		0- 0		NEUTRAL		2- 0		2- 0											
3- 12		0- 9		1- 1		CONFERENCE		0- 0		0- 0											
2- 5		0- 4		1- 0		HOME		0- 0		0- 0											
1- 6		0- 4		0- 1		AWAY		0- 0		0- 0											
0- 1		0- 1		0- 0		NEUTRAL		0- 0		0- 0											
RPI 1-25				RPI 26-50				RPI 51-100				Team's RPI: 74				RPI 101+					
RPI	S	Opponent	Score	RPI	S	Opponent	Score	RPI	S	Opponent	Score	RPI	S	Opponent	Score						
1	H	Tennessee	45 88	30	A	Auburn	61 65	51	N	Brigham Young	70 59	104	A	Kentucky	55 59						
4	A	LSU	43 85	30	H	Auburn	67 62	55	N	Liberty	67 64	104	H	Kentucky	71 73						
11	A	Mississippi St.	56 72					86	A	South Ala.	57 79	105	A	Mississippi	81 70						
12	A	Vanderbilt	69 80									107	A	Houston	62 68						
18	A	Arkansas	57 68									120	H	Florida	69 65						
18	H	Arkansas	58 59									157	A	Texas-San Antonio	61 55						
18	N	Arkansas	48 53									162	N	Stephen F. Austin	69 56						
19	H	Georgia	47 77									168	A	East Caro.	72 81						
21	H	South Carolina	34 48									172	H	Providence	72 56						
												185	H	Ill.-Chicago	80 72						
												190	A	St. Peter's	62 57						
												203	N	Bucknell	89 64						
												205	H	Birmingham-So.	75 58						
												299	A	Samford	68 46						
LAST 10 Division I GAMES:																					
18	N	Arkansas	48 53	4	A	LSU	43 85														
18	A	Arkansas	57 68	21	H	South Carolina	34 48														
30	H	Auburn	67 62	12	A	Vanderbilt	69 80														
104	H	Kentucky	71 73	18	H	Arkansas	58 59														
120	H	Florida	69 65	11	A	Mississippi St.	56 72														

A  
l  
a  
b  
a  
m  
a

Non-Div I Games:

Alabama



Average RPI Win: 301		WON-LOST	WINNING	LAST 10	STRENGTH OF	OPP. STRENGTH	TEAM	ADJ.	CONF.	ADJ CONF.
Average RPI Loss: 158		RECORD	PCT. RANK	GAMES	SCHEDULE	OF SCHEDULE	RPI	RPI	RPI	RPI
DIV. I ONLY		10- 18	237	4- 6	296	287	277	275	24	24
DIV. I NON-CONF.		5- 4	121	2- 0	322	322	280	278	28	27
TOTALS		RPI 1-25	RPI 26-50	W-L RECORDS	RPI 51-100	RPI 150+				
10- 18	0- 0	0- 1	OVERALL	0- 5	10- 6					
7- 7	0- 0	0- 0	HOME	0- 2	7- 2					
2- 11	0- 0	0- 1	AWAY	0- 3	2- 4					
1- 0	0- 0	0- 0	NEUTRAL	0- 0	1- 0					
5- 4	0- 0	0- 1	NON-CONFERENCE	0- 0	5- 3					
3- 2	0- 0	0- 0	HOME	0- 0	3- 2					
1- 2	0- 0	0- 1	AWAY	0- 0	1- 1					
1- 0	0- 0	0- 0	NEUTRAL	0- 0	1- 0					
5- 14	0- 0	0- 0	CONFERENCE	0- 5	5- 3					
4- 5	0- 0	0- 0	HOME	0- 2	4- 0					
1- 9	0- 0	0- 0	AWAY	0- 3	1- 3					
0- 0	0- 0	0- 0	NEUTRAL	0- 0	0- 0					
RPI 1-25		RPI 26-50		RPI 51-100		RPI 101+		Team's RPI: 275		
RPI S	Opponent	Score	RPI S	Opponent	Score	RPI S	Opponent	Score		
30	A Auburn	39 77	85	A Al abama St.	53 64	128	A Grambl ing	51 62		
			85	H Al abama St.	57 73	128	H Grambl ing	59 62		
			92	A Jackson St.	50 83	147	A Al corn St.	57 74		
			92	A Jackson St.	48 65	147	H Al corn St.	63 69		
			92	H Jackson St.	54 73	150	A Southern U.	57 65		
						150	H Southern U.	43 68		
						197	H Bel mont	48 67		
						238	A Jacksonville St.	77 87		
						238	H Jacksonville St.	65 66		
						259	A Prai rie View	50 53		
						259	H Prai rie View	57 40		
						290	A Mi ssi ssi ppi Val .	61 63		
						290	H Mi ssi ssi ppi Val .	66 57		
						295	A Ark. -Pi ne Bl uff	72 57		
						295	H Ark. -Pi ne Bl uff	72 66		
						299	N Samford	67 55		
						303	A Texas Southern	57 62		
						303	H Texas Southern	65 52		
						307	H Tennessee St.	52 47		
						317	H Savannah St.	69 56		
						324	A Morri s Brown	68 34		
						324	H Morri s Brown	71 30		
LAST 10 Div sion I GAMES:										
92	A Jackson St.	48 65	150	A Southern U.	57 65					
92	A Jackson St.	50 83	147	A Al corn St.	57 74					
128	A Grambl ing	51 62	324	H Morri s Brown	71 30					
259	H Prai rie View	57 40	317	H Savannah St.	69 56					
303	H Texas Southern	65 52	85	A Al abama St.	53 64					

Non-Di v I Games:

Al abama A&amp;M



Average RPI Win: 224		WON-LOST RECORD		WINNING PCT. RANK		LAST 10 GAMES		STRENGTH OF SCHEDULE		OPP. STRENGTH OF SCHEDULE		TEAM RPI		ADJ. RPI		CONF. RPI		ADJ CONF. RPI	
Average RPI Loss: 102																			
DIV. I ONLY		19- 11		79		6- 4		101		199		85		85		24		24	
DIV. I NON-CONF.		1- 8		298		0- 1		40		32		206		206		28		27	
TOTALS		RPI 1-25		RPI 26-50		W-L RECORDS		RPI 51-100				RPI 150+							
19- 11		0- 2		0- 2		OVERALL		1- 3				12- 2							
10- 1		0- 0		0- 0		HOME		1- 0				6- 1							
7- 8		0- 2		0- 1		AWAY		0- 2				6- 1							
2- 2		0- 0		0- 1		NEUTRAL		0- 1				0- 0							
1- 8		0- 2		0- 2		NON-CONFERENCE		0- 2				1- 2							
0- 1		0- 0		0- 0		HOME		0- 0				0- 1							
1- 5		0- 2		0- 1		AWAY		0- 1				1- 1							
0- 2		0- 0		0- 1		NEUTRAL		0- 1				0- 0							
18- 3		0- 0		0- 0		CONFERENCE		1- 1				11- 0							
10- 0		0- 0		0- 0		HOME		1- 0				6- 0							
6- 3		0- 0		0- 0		AWAY		0- 1				5- 0							
2- 0		0- 0		0- 0		NEUTRAL		0- 0				0- 0							
RPI 1-25				RPI 26-50				RPI 51-100		Team's RPI: 85		RPI 101+							
RPI S	Opponent	Score		RPI S	Opponent	Score		RPI S	Opponent	Score		RPI S	Opponent	Score					
1	A Tennessee	43	95	37	N Chattanooga	55	73	59	N Florida Int'l	44	70	128	A Grambling	67	75				
4	A LSU	19	65	46	A Tulane	57	70	61	A Florida St.	61	89	128	H Grambling	55	54				
								92	A Jackson St.	49	57	128	N Grambling	80	67				
								92	H Jackson St.	65	48	147	A Alcorn St.	78	69				
												147	H Alcorn St.	68	63				
												147	N Alcorn St.	65	61				
												150	A Southern U.	58	60				
												150	H Southern U.	75	60				
												179	A UAB	60	51				
												247	A Bethune-Cookman	61	80				
												259	A Prairie View	52	50				
												259	H Prairie View	81	61				
												275	A Alabama A&M	73	57				
												275	H Alabama A&M	64	53				
												290	A Mississippi Val.	76	54				
												290	H Mississippi Val.	73	55				
												290	H Mississippi Val.	89	52				
												295	A Ark. -Pine Bluff	61	44				
												295	H Ark. -Pine Bluff	76	44				
												299	H Samford	44	47				
												303	A Texas Southern	69	44				
												303	H Texas Southern	85	52				
				LAST 10 Division I GAMES:															
				1 A Tennessee 43 95				92 A Jackson St. 49 57											
				128 N Grambling 80 67				303 H Texas Southern 85 52											
				147 N Alcorn St. 65 61				259 H Prairie View 81 61											
				290 H Mississippi Val. 89 52				147 A Alcorn St. 78 69											
				128 A Grambling 67 75				150 A Southern U. 58 60											

Non-Div I Games: West Ala.

81 59

Alabama St.

Loss, 
Non-Conf, S Site, 
H Home
A Away 
N Neutral



Average RPI Win: 274										WON-LOST RECORD		WINNING PCT. RANK		LAST 10 GAMES		STRENGTH OF SCHEDULE		OPP. STRENGTH OF SCHEDULE		TEAM RPI		ADJ. RPI		CONF. RPI		ADJ CONF. RPI	
DIV. I ONLY										9- 18		247		1- 9		297		275		284		284		23		21	
DIV. I NON-CONF.										6- 5		131		0- 0		295		321		241		241		23		22	
TOTALS										RPI 1-25		RPI 26-50		W-L RECORDS		RPI 51-100				RPI 150+							
9- 18										0- 0		0- 0		OVERALL		0- 3				9- 11							
7- 6										0- 0		0- 0		HOME		0- 1				7- 3							
1- 12										0- 0		0- 0		AWAY		0- 2				1- 8							
1- 0										0- 0		0- 0		NEUTRAL		0- 0				1- 0							
6- 5										0- 0		0- 0		NON-CONFERENCE		0- 1				6- 4							
4- 1										0- 0		0- 0		HOME		0- 0				4- 1							
1- 4										0- 0		0- 0		AWAY		0- 1				1- 3							
1- 0										0- 0		0- 0		NEUTRAL		0- 0				1- 0							
3- 13										0- 0		0- 0		CONFERENCE		0- 2				3- 7							
3- 5										0- 0		0- 0		HOME		0- 1				3- 2							
0- 8										0- 0		0- 0		AWAY		0- 1				0- 5							
0- 0										0- 0		0- 0		NEUTRAL		0- 0				0- 0							
RPI 1-25										RPI 26-50		RPI 51-100		RPI 101+		Team's RPI: 284											
RPI S Opponent Score										RPI S Opponent Score		RPI S Opponent Score		RPI S Opponent Score													
												54 A Si ena 56 74		125 A Vermont 48 61													
												70 A Mai ne 45 79		125 H Vermont 58 75													
												70 H Mai ne 48 72		140 A Boston U. 68 87													
														140 H Boston U. 55 60													
														186 A Sacred Heart 63 69													
														210 H Wagner 66 74													
														225 A Navy 63 71													
														233 A New Hampshi re 64 68													
														233 H New Hampshi re 61 62													
														234 N Long Isl and 55 52													
														236 H Army 65 49													
														251 A Northeastern 59 72													
														251 H Northeastern 64 54													
														252 A Bi nghamton 42 50													
														252 H Bi nghamton 75 62													
														255 A Hartford 56 65													
														255 H Hartford 70 63													
														263 A Stony Brook 68 80													
														263 H Stony Brook 58 74													
														276 A Cornel l 41 57													
														291 H Yale 88 76													
														309 H Lafayette 91 73													
														313 H Towson 58 39													
														323 A St. Francis (N.Y.) 71 67													
LAST 10 Div										si on I GAMES:																	
263 A Stony Brook 68 80										233 H New Hampshi re 61 62																	
125 H Vermont 58 75										251 H Northeastern 64 54																	
70 A Mai ne 45 79										70 H Mai ne 48 72																	
255 A Hartford 56 65										140 H Boston U. 55 60																	
252 A Bi nghamton 42 50										251 A Northeastern 59 72																	

Albany (N.Y.)

Albany (N.Y.)

### Non-Div I Games:

Al bany (N. Y.)

■ Loss, ■ Non-Conf, S Site, H Home A Away N Neutral



A  
l  
c  
o  
r  
n  
S  
t  
.

Alcorn St.				Through Games Of 2003 FINAL							
Average RPI Win:		246	WON-LOST	WINNING	LAST 10	STRENGTH OF	OPP. STRENGTH	TEAM	ADJ.	CONF.	ADJ CONF.
Average RPI Loss:		115	RECORD	PCT. RANK	GAMES	SCHEDULE	OF SCHEDULE	RPI	RPI	RPI	RPI
DIV. I ONLY		18- 12	98	6- 4	205	249	146	147	24	24	
DIV. I NON-CONF.		6- 4	106	0- 0	211	257	155	158	28	27	
-----											
TOTALS		RPI 1-25	RPI 26-50	W-L RECORDS		RPI 51-100	RPI 150+				
18- 12		0- 1	0- 0	OVERALL		1- 6	14- 3				
9- 2		0- 0	0- 0	HOME		1- 2	6- 0				
7- 8		0- 1	0- 0	AWAY		0- 3	6- 2				
2- 2		0- 0	0- 0	NEUTRAL		0- 1	2- 1				
6- 4		0- 1	0- 0	NON-CONFERENCE		1- 1	5- 2				
2- 0		0- 0	0- 0	HOME		1- 0	1- 0				
2- 3		0- 1	0- 0	AWAY		0- 1	2- 1				
2- 1		0- 0	0- 0	NEUTRAL		0- 0	2- 1				
12- 8		0- 0	0- 0	CONFERENCE		0- 5	9- 1				
7- 2		0- 0	0- 0	HOME		0- 2	5- 0				
5- 5		0- 0	0- 0	AWAY		0- 2	4- 1				
0- 1		0- 0	0- 0	NEUTRAL		0- 1	0- 0				
-----											
RPI 1-25			RPI 26-50			RPI 51-100			RPI 101+ Team's RPI: 147		
RPI S	Opponent	Score	RPI S	Opponent	Score	RPI S	Opponent	Score	RPI S	Opponent	Score
21	A South Carolina	52 96				52	A Baylor	62 78	128	A Grambling	66 71
						85	A Alabama St.	63 68	128	H Grambling	83 73
						85	H Alabama St.	69 78	150	A Southern U.	72 73
						85	N Alabama St.	61 65	150	A Southern U.	62 50
						86	H South Ala.	77 73	150	H Southern U.	79 70
						92	A Jackson St.	65 74	161	A Southwest Tex. St.	51 62
						92	H Jackson St.	58 65	161	N Southwest Tex. St.	58 56
									174	N North Texas	54 82
									223	A Florida A&M	75 67
									259	A Prairie View	53 64
									259	H Prairie View	70 58
									275	A Alabama A&M	69 63
									275	H Alabama A&M	74 57
									290	A Mississippi Val.	78 70
									290	H Mississippi Val.	71 52
									295	A Ark. -Pine Bluff	72 51
									295	H Ark. -Pine Bluff	79 57
									303	A Texas Southern	71 64
									303	H Texas Southern	79 62
									308	H Ark. -Little Rock	88 74
									317	N Savannah St.	60 51
									320	A Lamar	62 58
LAST 10 Division I GAMES:											
			85	N Alabama St.	61 65		85	H Alabama St.	69 78		
			150	A Southern U.	62 50		275	H Alabama A&M	74 57		
			259	A Prairie View	53 64		295	A Ark. -Pine Bluff	72 51		
			303	A Texas Southern	71 64		290	A Mississippi Val.	78 70		
			150	A Southern U.	72 73		128	H Grambling	83 73		

A  
l  
c  
o  
r  
n  
S  
t  
.

Non-Di v I Games:

Alcorn St.

Loss, Non-Conf, S Site, H Home A Away N Neutral



Average RPI Win: 252		WON-LOST RECORD		WINNING PCT. RANK		LAST 10 GAMES		STRENGTH OF SCHEDULE		OPP. STRENGTH OF SCHEDULE		TEAM RPI		ADJ. RPI		CONF. RPI		ADJ. CONF. RPI	
DIV. I ONLY		18- 11		87		6- 4		283		236		176		178		22		23	
DIV. I NON-CONF.		7- 6		138		0- 0		290		274		230		232		24		24	
TOTALS		RPI 1-25		RPI 26-50		W-L RECORDS		RPI 51-100		RPI 150+									
18- 11		0- 1		0- 0		OVERALL		0- 2		18- 8									
10- 2		0- 0		0- 0		HOME		0- 1		10- 1									
6- 8		0- 1		0- 0		AWAY		0- 1		6- 6									
2- 1		0- 0		0- 0		NEUTRAL		0- 0		2- 1									
7- 6		0- 1		0- 0		NON-CONFERENCE		0- 0		7- 5									
4- 1		0- 0		0- 0		HOME		0- 0		4- 1									
2- 5		0- 1		0- 0		AWAY		0- 0		2- 4									
1- 0		0- 0		0- 0		NEUTRAL		0- 0		1- 0									
11- 5		0- 0		0- 0		CONFERENCE		0- 2		11- 3									
6- 1		0- 0		0- 0		HOME		0- 1		6- 0									
4- 3		0- 0		0- 0		AWAY		0- 1		4- 2									
1- 1		0- 0		0- 0		NEUTRAL		0- 0		1- 1									
RPI 1-25		RPI 26-50		RPI 51-100		RPI 101+		Team's RPI: 178											
RPI S	Opponent	Score		RPI S	Opponent	Score		RPI S	Opponent	Score		RPI S	Opponent	Score					
10	A North Carolina	42 80						56	A Holy Cross	55 65		166	A El on	55 70					
								56	H Holy Cross	78 84		180	H Eastern Mich.	67 60					
												201	N Fla. Atlantic	92 69					
												203	A Bucknel I	75 74					
												203	H Bucknel I	72 60					
												207	A Marist	56 70					
												215	A San Diego St.	45 62					
												222	A Marshal I	56 76					
												225	A Navy	72 75					
												225	H Navy	60 55					
												227	A Lehi gh	71 67					
												227	H Lehi gh	53 47					
												236	A Army	56 71					
												236	H Army	64 50					
												236	N Army	73 78					
												256	H UMBC	47 56					
												257	A Col gate	71 64					
												257	H Col gate	54 51					
												257	N Col gate	71 65					
												262	H William & Mary	80 65					
												271	A Ri der	80 68					
												282	H Md. -East. Shore	62 61					
												309	A Lafayette	69 57					
												309	H Lafayette	86 64					
												313	H Towson	58 46					
												314	A Iona	68 64					

A  
m  
e  
r  
i  
c  
a  
n

A  
m  
e  
r  
i  
c  
a  
n

### Non-Div I Games:

Ameri can

■ Loss, ■ Non-Conf, S Site, H Home A Away N Neutral



Average RPI Win: 238		WON-LOST	WINNING	LAST 10	STRENGTH OF	OPP. STRENGTH	TEAM	ADJ.	CONF.	ADJ CONF.
Average RPI Loss: 122		RECORD	PCT. RANK	GAMES	SCHEDULE	OF SCHEDULE	RPI	RPI	RPI	RPI
DIV. I ONLY	9- 19	254	4- 6	144	166	233	230	14	14	
DIV. I NON-CONF.	1- 8	298	0- 0	158	138	276	272	17	17	
TOTALS	RPI 1-25	RPI 26-50	W-L RECORDS	RPI 51-100	RPI 150+					
9- 19	0- 1	0- 3	OVERALL	0- 2	8- 5					
6- 5	0- 0	0- 1	HOME	0- 0	6- 1					
3- 12	0- 1	0- 2	AWAY	0- 2	2- 3					
0- 2	0- 0	0- 0	NEUTRAL	0- 0	0- 1					
1- 8	0- 1	0- 1	NON-CONFERENCE	0- 2	1- 2					
1- 0	0- 0	0- 0	HOME	0- 0	1- 0					
0- 7	0- 1	0- 1	AWAY	0- 2	0- 1					
0- 1	0- 0	0- 0	NEUTRAL	0- 0	0- 1					
8- 11	0- 0	0- 2	CONFERENCE	0- 0	7- 3					
5- 5	0- 0	0- 1	HOME	0- 0	5- 1					
3- 5	0- 0	0- 1	AWAY	0- 0	2- 2					
0- 1	0- 0	0- 0	NEUTRAL	0- 0	0- 0					
RPI S Opponent Score	RPI 1-25	RPI S Opponent Score	RPI 26-50	RPI S Opponent Score	RPI 51-100	RPI S Opponent Score	RPI 101+ Team's RPI: 230			
10 A North Carolina 44 80		30 A Auburn 58 83		64 A Charlotte 56 70		110 A Wake Forest 59 88				
		37 A Chattanooga 48 70		86 A South Ala. 74 83		112 A Western Caro. 65 73				
		37 H Chattanooga 73 87				112 H Western Caro. 63 65				
						119 A Ga. Southern 64 71				
						119 H Ga. Southern 67 77				
						119 N Ga. Southern 71 82				
						124 A Furman 73 63				
						124 H Furman 69 71				
						141 A Georgia St. 68 88				
						152 A UNC Greensboro 62 75				
						152 H UNC Greensboro 78 85				
						167 A Davidson 78 75				
						167 H Davidson 63 53				
						257 N Colgate 53 64				
						258 A Col. of Charleston 60 65				
						258 H Col. of Charleston 80 69				
						261 H East Tenn. St. 79 76				
						261 H East Tenn. St. 76 65				
						286 A Campbell 56 64				
						296 A Wofford 73 59				
						296 H Wofford 84 65				
						316 H UNC Asheville 68 35				
		LAST 10 Division I GAMES:								
		119 N Ga. Southern 71 82		258 A Col. of Charleston 60 65						
		152 H UNC Greensboro 78 85		167 H Davidson 63 53						
		112 A Western Caro. 65 73		261 H East Tenn. St. 76 65						
		37 H Chattanooga 73 87		124 A Furman 73 63						
		296 H Wofford 84 65		119 H Ga. Southern 67 77						

Appalachian St.

Non-Div I Games:

Appalachian St.

Loss, 
Non-Conf, S Site, 
H Home
A Away 
N Neutral



Average RPI Win: 110		WON-LOST RECORD		WINNING PCT. RANK		LAST 10 GAMES		STRENGTH OF SCHEDULE		OPP. STRENGTH OF SCHEDULE		TEAM RPI		ADJ. RPI		CONF. RPI		ADJ CONF. RPI		
DIV. I ONLY		22- 9		41		7- 3		44		39		30		29		7		7		
DIV. I NON-CONF.		7- 3		56		0- 1		33		11		26		20		6		6		
TOTALS		RPI 1-25		RPI 26-50		W-L RECORDS		RPI 51-100		RPI 150+										
22- 9		2- 5		5- 1		OVERALL		3- 1		6- 0										
13- 1		2- 1		3- 0		HOME		2- 0		3- 0										
7- 6		0- 2		1- 1		AWAY		1- 1		3- 0										
2- 2		0- 2		1- 0		NEUTRAL		0- 0		0- 0										
7- 3		1- 3		3- 0		NON-CONFERENCE		0- 0		2- 0										
4- 1		1- 1		2- 0		HOME		0- 0		1- 0										
3- 1		0- 1		1- 0		AWAY		0- 0		1- 0										
0- 1		0- 1		0- 0		NEUTRAL		0- 0		0- 0										
15- 6		1- 2		2- 1		CONFERENCE		3- 1		4- 0										
9- 0		1- 0		1- 0		HOME		2- 0		2- 0										
4- 5		0- 1		0- 1		AWAY		1- 1		2- 0										
2- 1		0- 1		1- 0		NEUTRAL		0- 0		0- 0										
RPI 1-25		RPI 26-50		Team' s RPI : 29		RPI 51-100		RPI 101+												
RPI S	Opponent	Score		RPI S	Opponent	Score		RPI S	Opponent	Score		RPI S	Opponent	Score						
4	H LSU	71	78	27	H New Mexi co	70	61	66	A UCLA	47	48	106	A Oregon	71	66					
15	A Stanford	74	82	36	H Illi noi s	75	73	66	H UCLA	80	61	106	H Oregon	96	65					
15	H Stanford	79	64	43	A Pepperdi ne	80	68	67	A Southern	78	64	111	A UNLV	101	73					
15	N Stanford	49	59	48	A Washi ngton	59	60		Cal i forni a			116	A Oregon St.	65	71					
19	H Georgi a	70	49	48	H Washi ngton	79	66	67	H Southern	79	76	116	H Oregon St.	72	44					
20	A Ohio St.	65	84	48	N Washi ngton	74	51		Cal i forni a			116	N Oregon St.	70	56					
22	N Notre Dame	47	59									121	A Ari zona St.	58	73					
												121	H Ari zona St.	72	52					
												164	A Cal i forni a	83	53					
												164	H Cal i forni a	68	51					
												171	A Wi sconsi n	62	55					
												253	A Washi ngton St.	86	65					
												253	H Washi ngton St.	80	50					
												301	H UC Ri versi de	95	66					
LAST 10 Div				si on I GAMES:																
22 N Notre Dame 47 59				15 H Stanford 79 64																
15 N Stanford 49 59				121 H Ari zona St. 72 52																
48 N Washi ngton 74 51				67 A Southern Cal i forni a 78 64																
116 N Oregon St. 70 56				66 A UCLA 47 48																
164 H Cal i forni a 68 51				253 H Washi ngton St. 80 50																

A  
r  
i  
z  
o  
n  
a

A  
r  
i  
z  
o  
n  
a

Non-Di v I Games:

Ari zona

Loss, Non-Conf, S Site, H Home A Away N Neutral



Average RPI Win: 160		WON-LOST RECORD		WINNING PCT. RANK		LAST 10 GAMES		STRENGTH OF SCHEDULE		OPP. STRENGTH OF SCHEDULE		TEAM RPI		ADJ. RPI		CONF. RPI		ADJ CONF. RPI			
DIV. I ONLY		16- 14		142		4- 6		137		76		119		121		7		7			
DIV. I NON-CONF.		9- 2		20		1- 1		145		128		49		50		6		6			
TOTALS		RPI 1-25		RPI 26-50		W-L RECORDS		RPI 51-100		RPI 150+											
16- 14		1- 3		2- 2		OVERALL		1- 5		9- 2											
13- 4		1- 2		2- 0		HOME		1- 2		7- 0											
3- 9		0- 1		0- 2		AWAY		0- 3		2- 1											
0- 1		0- 0		0- 0		NEUTRAL		0- 0		0- 1											
9- 2		1- 1		0- 0		NON-CONFERENCE		1- 1		6- 0											
7- 1		1- 1		0- 0		HOME		1- 0		5- 0											
2- 1		0- 0		0- 0		AWAY		0- 1		1- 0											
0- 0		0- 0		0- 0		NEUTRAL		0- 0		0- 0											
7- 12		0- 2		2- 2		CONFERENCE		0- 4		3- 2											
6- 3		0- 1		2- 0		HOME		0- 2		2- 0											
1- 8		0- 1		0- 2		AWAY		0- 2		1- 1											
0- 1		0- 0		0- 0		NEUTRAL		0- 0		0- 1											
RPI 1-25		RPI 26-50		RPI 51-100		RPI 101+		Team's RPI: 121													
RPI S	Opponent	Score		RPI S	Opponent	Score		RPI S	Opponent	Score		RPI S	Opponent	Score							
15	A Stanford	63	80	29	A Ari zona	52	72	52	A Bayl or	62	85	106	A Oregon	52	68						
15	H Stanford	53	63	29	H Ari zona	73	58	66	A UCLA	62	71	106	H Oregon	78	63						
19	H Georgi a	74	70	48	A Washi ngton	56	69	66	H UCLA	58	60	116	A Oregon St.	45	70						
22	H Notre Dame	52	81	48	H Washi ngton	62	56	67	A Southern Cal i forni a	56	64	116	H Oregon St.	70	58						
								67	H Southern Cal i forni a	53	58	138	A Kent St.	64	48						
								67	H Southern Cal i forni a			164	A Cal i forni a	67	72						
								88	H Hawai i	57	44	164	H Cal i forni a	61	47						
												164	N Cal i forni a	38	46						
												169	H Wi s. -Mil waukee	81	65						
												177	H Northern Ill.	70	62						
												226	H Denver	76	53						
												235	H Chi cago St.	82	63						
												237	H Portl and St.	72	53						
												253	A Washi ngton St.	66	58						
												253	H Washi ngton St.	70	52						
												302	A Akron	82	46						
				LAST 10 Divi sion I GAMES:																	
				52	A Bayl or	62	85	29	A Ari zona	52	72										
				88	H Hawai i	57	44	66	A UCLA	62	71										
				164	N Cal i forni a	38	46	67	A Southern Cal i forni a	56	64										
				15	H Stanford	53	63	48	H Washi ngton	62	56										
				164	H Cal i forni a	61	47	253	H Washi ngton St.	70	52										

A  
r  
i  
z  
o  
n  
a  
s  
t  
.

A  
r  
i  
z  
o  
n  
a  
s  
t  
.

Non-Di v I Games:

Ari zona St.

Loss, Non-Conf, S Site, H Home A Away N Neutral



Arkansas Little Rock				Through Games Of 2000 Final						
Average RPI Win: 277		WON-LOST RECORD	WINNING PCT. RANK	LAST 10 GAMES	STRENGTH OF SCHEDULE	OPP. STRENGTH OF SCHEDULE	TEAM RPI	ADJ. RPI	CONF. RPI	ADJ CONF. RPI
DIV. I ONLY		5- 23	306	1- 9	282	204	309	308	13	13
DIV. I NON-CONF.		5- 8	214	1- 0	316	314	294	297	14	14
TOTALS		RPI 1-25	RPI 26-50	W-L RECORDS	RPI 51-100	RPI 150+				
5- 23	0- 0	0- 0	OVERALL	0- 7	5- 12					
4- 10	0- 0	0- 0	HOME	0- 3	4- 5					
1- 10	0- 0	0- 0	AWAY	0- 3	1- 5					
0- 3	0- 0	0- 0	NEUTRAL	0- 1	0- 2					
5- 8	0- 0	0- 0	NON-CONFERENCE	0- 2	5- 4					
4- 3	0- 0	0- 0	HOME	0- 0	4- 2					
1- 3	0- 0	0- 0	AWAY	0- 1	1- 1					
0- 2	0- 0	0- 0	NEUTRAL	0- 1	0- 1					
0- 15	0- 0	0- 0	CONFERENCE	0- 5	0- 8					
0- 7	0- 0	0- 0	HOME	0- 3	0- 3					
0- 7	0- 0	0- 0	AWAY	0- 2	0- 4					
0- 1	0- 0	0- 0	NEUTRAL	0- 0	0- 1					
RPI 1-25		RPI 26-50		RPI 51-100		Team's RPI: 308				
RPI S	Opponent	Score	RPI S	Opponent	Score	RPI S	Opponent	Score		
					57 A Western Ky.	42 78	105 H Mi ssi ssi ppi	59 67		
					57 H Western Ky.	67 77	109 A Mi ddl e Tenn.	29 68		
					59 A Florida Int'l	44 96	109 H Mi ddl e Tenn.	52 69		
					59 H Florida Int'l	55 66	147 A Al corn St.	74 88		
					78 A Southwest Mo. St.	54 104	156 A New Mexi co St.	77 83		
					86 H South Ala.	52 69	161 H Southwest Tex. St.	69 55		
					99 N Santa Clara	47 89	174 H North Texas	46 71		
							174 N North Texas	59 70		
							195 A New Orleans	52 57		
							199 A Arkansas St.	56 74		
							199 H Arkansas St.	50 53		
							226 H Denver	66 74		
							242 A La. -Lafayette	53 55		
							270 H Murray St.	61 55		
							282 H Md. -East. Shore	65 66		
							290 A Mi ssi ssi ppi Val .	63 66		
							294 N I PFW	62 76		
							305 H Tex. -Pan American	56 66		
							307 H Tennessee St.	80 63		
							321 A Centenary (La.)	89 77		
							324 H Morri s Brown	96 31		
LAST 10 Division I GAMES:										
				174 N North Texas	59 70	57 H Western Ky.	67 77			
				59 A Florida Int'l	44 96	324 H Morri s Brown	96 31			
				242 A La. -Lafayette	53 55	199 H Arkansas St.	50 53			
				156 A New Mexico St.	77 83	195 A New Orleans	52 57			
				109 H Mi ddl e Tenn.	52 69	86 H South Ala.	52 69			

Non-Div I Games:

Ark.-Little Rock



Average RPI Win: 294		WON-LOST RECORD	WINNING PCT. RANK	LAST 10 GAMES	STRENGTH OF SCHEDULE	OPP. STRENGTH OF SCHEDULE	TEAM RPI	ADJ. RPI	CONF. RPI	ADJ CONF. RPI
DIV. I ONLY		3- 23	310	1- 9	170	220	297	295	24	24
DIV. I NON-CONF.		0- 8	315	0- 0	140	103	295	293	28	27
TOTALS		RPI 1-25	RPI 26-50	W-L RECORDS	RPI 51-100	RPI 150+				
3- 23		0- 1	0- 0	OVERALL	0- 5	3- 8				
2- 9		0- 0	0- 0	HOME	0- 2	2- 4				
1- 14		0- 1	0- 0	AWAY	0- 3	1- 4				
0- 0		0- 0	0- 0	NEUTRAL	0- 0	0- 0				
0- 8		0- 1	0- 0	NON-CONFERENCE	0- 1	0- 3				
0- 2		0- 0	0- 0	HOME	0- 0	0- 2				
0- 6		0- 1	0- 0	AWAY	0- 1	0- 1				
0- 0		0- 0	0- 0	NEUTRAL	0- 0	0- 0				
3- 15		0- 0	0- 0	CONFERENCE	0- 4	3- 5				
2- 7		0- 0	0- 0	HOME	0- 2	2- 2				
1- 8		0- 0	0- 0	AWAY	0- 2	1- 3				
0- 0		0- 0	0- 0	NEUTRAL	0- 0	0- 0				

RPI 1-25		RPI 26-50		RPI 51-100		RPI 101+ Team's RPI: 295		
RPI	Opponent	Score	RPI	Opponent	Score	RPI	Opponent	Score
9	A Kansas St.	37 115				52	A Bayl or	38 104
						85	A Al abama St.	44 76
						85	H Al abama St.	44 61
						92	A Jackson St.	42 69
						92	H Jackson St.	49 83
						126	A Memphi s	41 68
						128	A Grambl ing	50 88
						128	H Grambl ing	58 75
						132	A Tul sa	46 80
						137	A Wi chi ta St.	51 98
						147	A Al corn St.	57 79
						147	H Al corn St.	51 72
						150	A Southern U.	64 79
						150	H Southern U.	61 97
						155	H Oral Roberts	49 80
						158	A Texas A&M	51 79
						259	A Prai rie View	42 64
						259	H Prai rie View	52 58
						270	H Murray St.	58 61
						275	A Al abama A&M	66 72
						275	H Al abama A&M	57 72
						290	A Mi ssi ssi ppi Val .	78 63
						290	H Mi ssi ssi ppi Val .	76 69
						303	A Texas Southern	66 78
						303	H Texas Southern	57 54

LAST 10 Division I GAMES:			
290	A	Mi ssi ssi ppi Val .	78 63
92	H	Jackson St.	49 83
128	H	Grambl ing	58 75
259	A	Prai rie View	42 64
303	A	Texas Southern	66 78
147	H	Al corn St.	51 72
150	H	Southern U.	61 97
275	A	Al abama A&M	66 72
85	A	Al abama St.	44 76
92	A	Jackson St.	42 69

Non-Div I Games: Texas Col . 85 71

Ark. -Pine Bluff



## Arkansas

## Through Games Of 2003 FINAL

Arkansas				WON-LOST RECORD		WINNING PCT. RANK		LAST 10 GAMES		STRENGTH OF SCHEDULE		OPP. STRENGTH OF SCHEDULE		TEAM RPI		ADJ. RPI		CONF. RPI		ADJ CONF. RPI	
Average RPI Win: 95																					
Average RPI Loss: 23																					
DIV. I ONLY				22- 11		58		4- 6		5		9		18		18		1		1	
DIV. I NON-CONF.				14- 3		19		1- 1		36		58		12		13		1		1	
TOTALS				RPI 1-25		RPI 26-50		W-L RECORDS		RPI 51-100		RPI 150+									
22- 11				2- 9		3- 1		OVERALL		7- 0		4- 0									
13- 2				2- 2		1- 0		HOME		4- 0		3- 0									
5- 6				0- 4		1- 1		AWAY		1- 0		0- 0									
4- 3				0- 3		1- 0		NEUTRAL		2- 0		1- 0									
14- 3				0- 2		3- 0		NON-CONFERENCE		4- 0		4- 0									
8- 0				0- 0		1- 0		HOME		3- 0		3- 0									
3- 1				0- 0		1- 0		AWAY		0- 0		0- 0									
3- 2				0- 2		1- 0		NEUTRAL		1- 0		1- 0									
8- 8				2- 7		0- 1		CONFERENCE		3- 0		0- 0									
5- 2				2- 2		0- 0		HOME		1- 0		0- 0									
2- 5				0- 4		0- 1		AWAY		1- 0		0- 0									
1- 1				0- 1		0- 0		NEUTRAL		1- 0		0- 0									
RPI 1-25				Team's RPI: 18		RPI 26-50		RPI 51-100		RPI 101+											
RPI	S	Opponent	Score	RPI	S	Opponent	Score	RPI	S	Opponent	Score	RPI	S	Opponent	Score						
1	H	Tennessee	79 92	30	A	Auburn	36 64	57	H	Western Ky.	71 61	101	A	Rice	63 50						
3	N	Duke	72 74	31	H	TCU	76 66	74	A	Al abama	59 58	104	A	Kentucky	70 60						
4	A	LSU	57 70	41	A	Ci nci nnati	71 57	74	H	Al abama	68 57	105	H	Mi ssi ssi ppi	62 60						
4	H	LSU	82 72	44	N	Ol d Domi ni on	54 49	74	N	Al abama	53 48	120	H	Fl ori da	84 45						
4	N	LSU	72 78					78	H	Southwest Mo. St.	64 46	126	A	Memphi s	78 64						
6	N	Texas	50 67					82	H	Montana St.	85 37	132	H	Tul sa	66 49						
11	H	Mi ssi ssi ppi St.	59 72					83	N	Hampton	78 41	142	A	OKl ahoma St.	58 60						
12	A	Vanderbi l t	59 76									153	H	Loyola Marymount	87 52						
19	A	Georgi a	60 69									162	H	Stephen F. Austin	78 54						
21	A	South Caroli na	59 83									192	N	Northwestern St.	79 60						
21	H	South Caroli na	67 58									242	H	La. -Lafayette	75 57						
				LAST 10 Di v				si on I GAMES:													
				6	N	Texas	50 67	4	A	LSU	57 70										
				41	A	Ci nci nnati	71 57	19	A	Georgi a	60 69										
				4	N	LSU	72 78	11	H	Mi ssi ssi ppi St.	59 72										
				74	N	Al abama	53 48	21	A	South Caroli na	59 83										
				74	H	Al abama	68 57	104	A	Kentucky	70 60										

Arkansas

Arkansas

Non-Div I Games:

Arkansas

Loss, 
Non-Conf, S Site, 
H Home
A Away 
N Neutral



Average RPI Win:		248	WON-LOST		WINNING	LAST 10	STRENGTH OF		OPP. STRENGTH	TEAM	ADJ.	CONF.	ADJ CONF.						
Average RPI Loss:		105	RECORD		PCT. RANK	GAMES	SCHEDULE		OF SCHEDULE	RPI	RPI	RPI	RPI						
DIV. I ONLY		12- 18			220	4- 6	142		195	203	199	13	13						
DIV. I NON-CONF.		5- 8			214	0- 0	139		289	203	200	14	14						
TOTALS		RPI 1-25			RPI 26-50	W-L RECORDS		RPI 51-100		RPI 150+									
12- 18		0- 1			0- 1	OVERALL		0- 8		12- 3									
6- 8		0- 1			0- 1	HOME		0- 3		6- 1									
3- 8		0- 0			0- 0	AWAY		0- 5		3- 2									
3- 2		0- 0			0- 0	NEUTRAL		0- 0		3- 0									
5- 8		0- 1			0- 1	NON-CONFERENCE		0- 3		5- 1									
3- 4		0- 1			0- 1	HOME		0- 1		3- 0									
1- 3		0- 0			0- 0	AWAY		0- 2		1- 1									
1- 1		0- 0			0- 0	NEUTRAL		0- 0		1- 0									
7- 10		0- 0			0- 0	CONFERENCE		0- 5		7- 2									
3- 4		0- 0			0- 0	HOME		0- 2		3- 1									
2- 5		0- 0			0- 0	AWAY		0- 3		2- 1									
2- 1		0- 0			0- 0	NEUTRAL		0- 0		2- 0									
RPI S		RPI 1-25	Score		RPI S	RPI 26-50	Score		RPI S	RPI 51-100	Score		RPI S	RPI 101+	Team's RPI: 199	Score			
14	H	Louisiana Tech	54	72	46	H	Tulane	64	69	57	A	Western Ky.	77	84	109	A	Middle Tenn.	63	80
										57	H	Western Ky.	73	85	109	H	Middle Tenn.	63	71
										59	A	Florida Int'l	66	76	109	N	Middle Tenn.	52	65
										59	H	Florida Int'l	62	72	117	N	Miami (Ohio)	67	72
										83	H	Hampton	69	73	128	H	Grambling	64	69
										86	A	South Ala.	34	45	156	A	New Mexico St.	58	73
										89	A	Northern Iowa	66	70	156	N	New Mexico St.	64	60
										99	A	Santa Clara	51	82	174	H	North Texas	92	72
															195	H	New Orleans	69	63
															197	H	Belmont	63	62
															226	H	Denver	62	70
															226	N	Denver	66	59
															242	A	La.-Lafayette	68	57
															261	N	East Tenn. St.	63	48
															282	H	Md.-East. Shore	81	64
															289	A	Cal Poly	68	73
															305	H	Tex.-Pan American	68	59
															308	A	Ark.-Little Rock	53	50
															308	H	Ark.-Little Rock	74	56
															324	A	Morris Brown	111	48
LAST 10 Division I GAMES:																			
							</												

Non-Div I Games:

Arkansas St.



Average RPI Win: 256		WON-LOST RECORD	WINNING PCT. RANK	LAST 10 GAMES	STRENGTH OF SCHEDULE	OPP. STRENGTH OF SCHEDULE	TEAM RPI	ADJ. RPI	CONF. RPI	ADJ CONF. RPI	
Average RPI Loss: 167											
DIV. I ONLY		13- 16	187	5- 5	249	230	231	236	22	23	
DIV. I NON-CONF.		6- 6	150	0- 0	289	231	238	238	24	24	
TOTALS		RPI 1-25	RPI 26-50	W-L RECORDS	RPI 51-100	RPI 150+					
13- 16		0- 1	0- 0	OVERALL	0- 3	13- 11					
8- 4		0- 0	0- 0	HOME	0- 1	8- 3					
3- 10		0- 0	0- 0	AWAY	0- 2	3- 8					
2- 2		0- 1	0- 0	NEUTRAL	0- 0	2- 0					
6- 6		0- 1	0- 0	NON-CONFERENCE	0- 0	6- 4					
4- 1		0- 0	0- 0	HOME	0- 0	4- 1					
2- 3		0- 0	0- 0	AWAY	0- 0	2- 3					
0- 2		0- 1	0- 0	NEUTRAL	0- 0	0- 0					
7- 10		0- 0	0- 0	CONFERENCE	0- 3	7- 7					
4- 3		0- 0	0- 0	HOME	0- 1	4- 2					
1- 7		0- 0	0- 0	AWAY	0- 2	1- 5					
2- 0		0- 0	0- 0	NEUTRAL	0- 0	2- 0					
RPI 1-25		RPI 26-50		RPI 51-100		RPI 101+		Team's RPI : 236			
RPI S	Opponent	Score	RPI S	Opponent	Score	RPI S	Opponent	Score			
1 N	Tennessee	44 96				56 A	Holy Cross	41 52	102 N	St. Louis	56 61
						56 A	Holy Cross	65 78	159 H	Brown	62 69
						56 H	Holy Cross	56 60	163 A	Dartmouth	73 79
									178 A	American	50 64
									178 H	American	71 56
									178 N	American	78 73
									203 A	Bucknell I	62 72
									203 H	Bucknell I	91 79
									225 A	Navy	85 86
									225 H	Navy	48 60
									227 A	Lehigh	59 64
									227 H	Lehigh	51 62
									227 N	Lehigh	78 70
									229 A	Columbia	65 60
									246 H	Air Force	72 69
									252 A	Binghamton	49 63
									257 A	Colgate	62 65
									257 H	Colgate	73 64
									276 H	Cornell I	62 54
									284 A	Albany (N. Y. )	49 65
									291 H	Yale	60 59
									309 A	Lafayette	75 60
									309 H	Lafayette	89 54
									310 A	Fairleigh Dickinson	71 49
									313 H	Towson	65 53
LAST 10 Division I GAMES:											
			56 A	Holy Cross	65 78	203 H	Bucknell I	91 79			
			178 N	American	78 73	227 H	Lehigh	51 62			
			227 N	Lehigh	78 70	257 H	Colgate	73 64			
			225 A	Navy	85 86	309 A	Lafayette	75 60			
			178 A	American	50 64	56 H	Holy Cross	56 60			

Army

Non-Div I Games: Coast Guard 74 50 P. R. -Mayaguez 73 30

Army

Loss, Non-Conf, S Site, H Home A Away N Neutral



Average RPI Win: 135  
Average RPI Loss: 17

WON-LOST  
RECORD

WINNING  
PCT. RANK

LAST 10  
GAMES

STRENGTH OF  
SCHEDULE

OPP. STRENGTH  
OF SCHEDULE

TEAM  
RPI

ADJ.  
RPI

CONF.  
RPI

ADJ CONF.  
RPI

DIV. I ONLY  
DIV. I NON-CONF.

23- 11  
17- 1

57  
3

6- 4  
5- 0

32  
99

27  
174

29  
19

30  
22

1  
1

1  
1

TOTALS

RPI 1-25

RPI 26-50

W-L RECORDS

RPI 51-100

RPI 150+

23- 11

1- 9

2- 1

OVERALL

6- 1

9- 0

16- 4

1- 4

1- 0

HOME

4- 0

8- 0

5- 6

0- 4

1- 1

AWAY

1- 1

1- 0

2- 1

0- 1

0- 0

NEUTRAL

1- 0

0- 0

17- 1

0- 0

2- 1

NON-CONFERENCE

5- 0

9- 0

13- 0

0- 0

1- 0

HOME

3- 0

8- 0

3- 1

0- 0

1- 1

AWAY

1- 0

1- 0

1- 0

0- 0

0- 0

NEUTRAL

1- 0

0- 0

6- 10

1- 9

0- 0

CONFERENCE

1- 1

0- 0

3- 4

1- 4

0- 0

HOME

1- 0

0- 0

2- 5

0- 4

0- 0

AWAY

0- 1

0- 0

1- 1

0- 1

0- 0

NEUTRAL

0- 0

0- 0

RPI 1-25

RPI 26-50

Team's RPI: 30

RPI 51-100

RPI 101+

RPI S Opponent

Score

RPI S Opponent



















Score





RPI S Opponent








Score














RPI S Opponent

Score






1  Tennessee 72   
1  Tennessee 56   
1 N Tennessee 51   
4  LSU 45   
11  Mississippi St. 60   
11  Mississippi St. 56   
12  Vanderbilt 66   
18  Arkansas 64 36  
19  Georgia 67   
21  South Carolina 64 








36  Illinois 68   
46  Tulane 75 64  
50  Creighton 73 62

52  Baylor 64 63  
60  Richmond 59 53  
61  Florida St. 68 57  
63 N Clemson 60 58  
74  Alabama 62   
74  Alabama 65 61  
86  South Ala. 77 53

104  Kentucky 63 56  
104 N Kentucky 68 62  
105  Mississippi 61 48  
120  Florida 62 51  
124  Furman 73 35  
162  Stephen F. Austin 72 44  
179  UAB 76 58  
197  Belmont 77 59  
198  Troy St. 69 38  
223  Florida A&M 79 42  
230  Appalachian St. 83 58  
259  Prairie View 74 47  
275  Alabama A&M 77 39  
312  N. C. A&T 73 37





LAST 10 Division I GAMES:

52  Baylor 64 63  
50  Creighton 73 62  
60  Richmond 59 53  
61  Florida St. 68 57  
86  South Ala. 77 53

1 N Tennessee 51   
104 N Kentucky 68 62  
11  Mississippi St. 56   
74  Alabama 62   
21  South Carolina 64 

Non-Div I Games:

Auburn

 Loss,  Non-Conf, S Site,  Home  Away N Neutral



Average RPI Win:

211

WON-LOST

WINNING

LAST 10

STRENGTH OF

OPP. STRENGTH

TEAM

ADJ.

CONF.

ADJ CONF.

Average RPI Loss:

42

RECORD

PCT. RANK

GAMES

SCHEDULE

OF SCHEDULE

RPI

RPI

RPI

RPI

DIV. I ONLY

27- 4

6

9- 1

199

169

49

49

21

22

DIV. I NON-CONF.

8- 4

68

0- 1

188

79

95

93

25

25

TOTALS

RPI 1-25

RPI 26-50

W-L RECORDS

RPI 51-100

RPI 150+

27- 4

0- 3

0- 0

OVERALL

1- 0

19- 0

12- 0

0- 0

0- 0

HOME

0- 0

10- 0

12- 3

0- 2

0- 0

AWAY

1- 0

8- 0

3- 1

0- 1

0- 0

NEUTRAL

0- 0

1- 0

8- 4

0- 3

0- 0

NON-CONFERENCE

1- 0

5- 0

3- 0

0- 0

0- 0

HOME

0- 0

3- 0

4- 3

0- 2

0- 0

AWAY

1- 0

2- 0

1- 1

0- 1

0- 0

NEUTRAL

0- 0

0- 0

19- 0

0- 0

0- 0

CONFERENCE

0- 0

14- 0

9- 0

0- 0

0- 0

HOME

0- 0

7- 0

8- 0

0- 0

0- 0

AWAY

0- 0

6- 0

2- 0

0- 0

0- 0

NEUTRAL

0- 0

1- 0

RPI 1-25

RPI 26-50

Team's RPI: 49

RPI 51-100

RPI 101+

RPI	S	Opponent	Score
10	N	North Carolina	70 72
12	A	Vanderbilt	50 84
20	A	Ohio St.	60 76

RPI	S	Opponent	Score
-----	---	----------	-------

RPI	S	Opponent	Score
71	A	Missouri	66 53

RPI	S	Opponent	Score
109	A	Middle Tenn.	78 68
126	A	Memphis	50 56
136	A	Southeast Mo. St.	80 78
136	H	Southeast Mo. St.	58 45
136	N	Southeast Mo. St.	85 61
145	A	Eastern Ky.	69 68
145	H	Eastern Ky.	89 73
148	N	UMKC	70 62
179	A	UAB	76 64
184	H	Evansville	85 64
209	A	Morehead St.	83 76
209	H	Morehead St.	83 77
212	A	Tenn. -Martin	85 71
212	H	Tenn. -Martin	81 58
212	N	Tenn. -Martin	73 58
216	A	Tennessee Tech	65 54
216	H	Tennessee Tech	73 58
240	H	Lipscomb	76 48
249	H	Ohio	69 38
270	A	Murray St.	62 61
270	H	Murray St.	81 57
270	H	Murray St.	75 54
292	A	Eastern Ill.	68 56
292	H	Eastern Ill.	73 53
307	A	Tennessee St.	82 57
307	H	Tennessee St.	93 45
324	A	Morris Brown	92 45

LAST 10 Division I GAMES:

10	N	North Carolina	70 72
136	N	Southeast Mo. St.	85 61
212	N	Tenn. -Martin	73 58
270	H	Murray St.	75 54
209	H	Morehead St.	83 77
145	H	Eastern Ky.	89 73
216	H	Tennessee Tech	73 58
136	A	Southeast Mo. St.	80 78
292	A	Eastern Ill.	68 56
307	H	Tennessee St.	93 45

Austin Peay

Austin Peay

Non-Div I Games:

Austin Peay

Loss, 
 Non-Conf, S Site, 
 H Home
A Away 
 N Neutral



Through Games of 2009 FIVE																			
Average RPI Win: 182		WON-LOST RECORD		WINNING PCT. RANK		LAST 10 GAMES		STRENGTH OF SCHEDULE		OPP. STRENGTH OF SCHEDULE		TEAM RPI		ADJ. RPI		CONF. RPI		ADJ CONF. RPI	
Average RPI Loss: 110																			
DIV. I ONLY		21- 10		54		6- 4		122		146		68		72		15		15	
DIV. I NON-CONF.		7- 5		111		1- 1		130		119		103		101		15		15	
TOTALS		RPI 1-25		RPI 26-50		W-L RECORDS		RPI 51-100		RPI 150+									
21- 10		0- 1		0- 0		OVERALL		2- 5		13- 2									
7- 2		0- 0		0- 0		HOME		1- 1		4- 1									
10- 6		0- 1		0- 0		AWAY		1- 3		8- 1									
4- 2		0- 0		0- 0		NEUTRAL		0- 1		1- 0									
7- 5		0- 1		0- 0		NON-CONFERENCE		1- 2		5- 0									
1- 0		0- 0		0- 0		HOME		0- 0		1- 0									
4- 4		0- 1		0- 0		AWAY		1- 2		3- 0									
2- 1		0- 0		0- 0		NEUTRAL		0- 0		1- 0									
14- 5		0- 0		0- 0		CONFERENCE		1- 3		8- 2									
6- 2		0- 0		0- 0		HOME		1- 1		3- 1									
6- 2		0- 0		0- 0		AWAY		0- 1		5- 1									
2- 1		0- 0		0- 0		NEUTRAL		0- 1		0- 0									
RPI 1-25		RPI 26-50		RPI 51-100		Team's RPI: 72		RPI 101+											
RPI S	Opponent	Score	RPI S	Opponent	Score	RPI S	Opponent	Score	RPI S	Opponent	Score								
9	A Kansas St.	61 71				71	A Missouri	77 88	107	N Houston	78 63								
						75	A Indiana St.	91 87	114	N Valparaiso	82 88								
						84	A Toledo	69 82	117	H Miami (Ohio)	97 94								
						84	H Toledo	73 78	117	N Miami (Ohio)	93 84								
						94	A Louisville	71 85	135	A Buffalo	62 47								
						95	H Western Mich.	87 76	135	N Buffalo	81 63								
						95	N Western Mich.	76 81	138	H Kent St.	93 86								
									144	A Indiana	95 103								
									171	A Wisconsin	82 81								
									177	A Northern Ill.	67 58								
									177	H Northern Ill.	74 71								
									180	A Eastern Mich.	66 65								
									180	H Eastern Mich.	64 68								
									212	N Tenn. -Martin	98 61								
									222	A Marshall	69 86								
									227	A Lehigh	94 71								
									231	A Wright St.	82 46								
									235	H Chicago St.	71 48								
									248	A Bowling Green	90 85								
									248	H Bowling Green	96 71								
									249	H Ohio	83 71								
									250	A Central Mich.	78 70								
									302	A Akron	74 64								
LAST 10 Division I GAMES:																			
71	A Missouri	77 88	180	H Eastern Mich.	64 68														
75	A Indiana St.	91 87	138	H Kent St.	93 86														
95	N Western Mich.	76 81	95	H Western Mich.	87 76														
117	N Miami (Ohio)	93 84	248	A Bowling Green	90 85														
135	N Buffalo	81 63	222	A Marshall	69 86														

B  
a  
l  
l  
s  
t  
.

Ballst.

### Non-Div I Games:

Bal I St.

■ Loss, ■ Non-Conf, S Site, H Home A Away N Neutral



Average RPI Win: 161		WON-LOST RECORD		WINNING PCT. RANK		LAST 10 GAMES		STRENGTH OF SCHEDULE		OPP. STRENGTH OF SCHEDULE		TEAM RPI		ADJ. RPI		CONF. RPI		ADJ CONF. RPI	
Average RPI Loss: 35																			
DIV. I ONLY		24- 11		52		7- 3		91		62		52		52		5		5	
DIV. I NON-CONF.		15- 2		9		4- 1		191		194		51		49		5		5	
TOTALS		RPI 1-25		RPI 26-50		W-L RECORDS		RPI 51-100				RPI 150+							
24- 11		1- 5		1- 4		OVERALL		4- 1				12- 0							
17- 4		1- 2		1- 2		HOME		3- 0				7- 0							
5- 6		0- 2		0- 2		AWAY		1- 1				3- 0							
2- 1		0- 1		0- 0		NEUTRAL		0- 0				2- 0							
15- 2		0- 0		1- 1		NON-CONFERENCE		3- 1				8- 0							
12- 1		0- 0		1- 1		HOME		2- 0				6- 0							
2- 1		0- 0		0- 0		AWAY		1- 1				1- 0							
1- 0		0- 0		0- 0		NEUTRAL		0- 0				1- 0							
9- 9		1- 5		0- 3		CONFERENCE		1- 0				4- 0							
5- 3		1- 2		0- 1		HOME		1- 0				1- 0							
3- 5		0- 2		0- 2		AWAY		0- 0				2- 0							
1- 1		0- 1		0- 0		NEUTRAL		0- 0				1- 0							
RPI 1-25				RPI 26-50				RPI 51-100		Team's RPI: 52		RPI 101+							
RPI S	Opponent	Score		RPI S	Opponent	Score		RPI S	Opponent	Score		RPI S	Opponent	Score					
6	A Texas	50 70		26	A Col orado	59 66		66	A UCLA	89 77		108	H Iowa St.	95 83					
6	H Texas	57 79		30	H Auburn	63 64		71	H Mi ssouri	71 65		121	H Ari zona St.	85 62					
7	A Texas Tech	48 62		34	A Okl ahoma	64 78		73	H Fresno St.	72 65		128	H Grambling	99 40					
7	H Texas Tech	86 72		34	H Okl ahoma	64 65		82	A Montana St.	66 75		142	A Okl ahoma St.	55 64					
9	H Kansas St.	53 65		47	H Col orado St.	78 69		89	H Northern Iowa	58 56		142	H Okl ahoma St.	89 46					
9	N Kansas St.	60 77										146	A Kansas	77 61					
												147	H Al corn St.	78 62					
												158	A Texas A&M	97 54					
												158	H Texas A&M	66 49					
												158	N Texas A&M	80 61					
												173	N San Jose St.	78 46					
												174	H North Texas	83 49					
												182	A Nebraska	69 44					
												267	H Mercer	108 55					
												268	H Princeton	86 47					
												281	A Southeastern La.	70 55					
												295	H Ark. -Pine Bl uff	104 38					
												303	H Texas Southern	103 50					
												305	H Tex. -Pan American	84 40					
LAST 10 Div				sion I GAMES:															
30	H Auburn	63 64		9	N Kansas St.	60 77													
47	H Col orado St.	78 69		158	N Texas A&M	80 61													
73	H Fresno St.	72 65		142	H Okl ahoma St.	89 46													
121	H Ari zona St.	85 62		158	A Texas A&M	97 54													
89	H Northern Iowa	58 56		6	H Texas	57 79													

Non-Di v I Games:

Bayl or



Division I				Division II				Through Games of 2005 FIVRE													
Average RPI Win:		256		WON-LOST RECORD		WINNING PCT. RANK		LAST 10 GAMES		STRENGTH OF SCHEDULE		OPP. STRENGTH OF SCHEDULE		TEAM RPI		ADJ. RPI		CONF. RPI		ADJ CONF. RPI	
DIV. I ONLY		18- 10		74		7- 3		315		288		193		197		29		29			
DIV. I NON-CONF.		8- 2		25		0- 0		305		252		140		143		29		29			
TOTALS		RPI 1-25		RPI 26-50		W-L RECORDS		RPI 51-100		RPI 150+											
18- 10		0- 0		0- 1		OVERALL		1- 0		16- 8											
8- 3		0- 0		0- 0		HOME		0- 0		7- 3											
7- 7		0- 0		0- 1		AWAY		0- 0		7- 5											
3- 0		0- 0		0- 0		NEUTRAL		1- 0		2- 0											
8- 2		0- 0		0- 1		NON-CONFERENCE		1- 0		7- 1											
3- 0		0- 0		0- 0		HOME		0- 0		3- 0											
3- 2		0- 0		0- 1		AWAY		0- 0		3- 1											
2- 0		0- 0		0- 0		NEUTRAL		1- 0		1- 0											
10- 8		0- 0		0- 0		CONFERENCE		0- 0		9- 7											
5- 3		0- 0		0- 0		HOME		0- 0		4- 3											
4- 5		0- 0		0- 0		AWAY		0- 0		4- 4											
1- 0		0- 0		0- 0		NEUTRAL		0- 0		1- 0											
RPI 1-25		RPI 26-50		RPI 51-100		Team's RPI: 197															
RPI S	Opponent	Score	RPI S	Opponent	Score	RPI S	Opponent	Score	RPI S	Opponent	Score										
30	A Auburn	59 77	92	N Jackson St.	71 61	141	A Georgia St.	46 77													
						141	H Georgia St.	54 51													
						160	A UCF	53 60													
						160	H UCF	68 71													
						198	A Troy St.	67 58													
						198	N Troy St.	53 49													
						199	A Arkansas St.	62 63													
						201	H Fla. Atlantic	83 88													
						238	A Jacksonville St.	65 55													
						238	H Jacksonville St.	78 80													
						240	H Lipscomb	75 67													
						243	A Long Beach St.	76 66													
						260	N Southern Ill.	67 57													
						267	A Mercer	51 53													
						275	A Alabama A&M	67 48													
						286	A Campbell I	64 67													
						286	H Campbell I	72 64													
						296	A Wofford	76 51													
						299	A Samford	52 48													
						299	H Samford	66 53													
						304	A Gardner-Webb	69 76													
						304	H Gardner-Webb	67 43													
						306	A Stetson	85 79													
		LAST 10 Division I GAMES:																			
			160	A UCF	53 60		304	H Gardner-Webb	67 43												
			198	N Troy St.	53 49		286	H Campbell I	72 64												
			141	A Georgia St.	46 77		267	A Mercer	51 53												
			238	A Jacksonville St.	65 55		198	A Troy St.	67 58												
			299	H Samford	66 53		306	A Stetson	85 79												

## Non-Div I Games: Bryan

88 61

Bel mont

Loss, Non-Conf, S Site, H Home A Away N Neutral



BETHUNE-COOKMAN				THROUGH GAMES OF 2009 FINAL						
Average RPI Win:	259	WON-LOST RECORD	WINNING PCT. RANK	LAST 10 GAMES	STRENGTH OF SCHEDULE	OPP. STRENGTH OF SCHEDULE	TEAM RPI	ADJ. RPI	CONF. RPI	ADJ CONF. RPI
DIV. I ONLY	15- 14	149	6- 4	310	294	243	247	30	30	
DIV. I NON-CONF.	5- 5	150	0- 0	302	236	246	245	30	30	
<hr/>										
TOTALS	RPI 1-25	RPI 26-50	W-L RECORDS	RPI 51-100	RPI 150+					
15- 14	0- 1	0- 0	OVERALL	2- 2	13- 11					
10- 3	0- 0	0- 0	HOME	2- 0	8- 3					
4- 7	0- 0	0- 0	AWAY	0- 1	4- 6					
1- 4	0- 1	0- 0	NEUTRAL	0- 1	1- 2					
5- 5	0- 1	0- 0	NON-CONFERENCE	1- 1	4- 3					
4- 0	0- 0	0- 0	HOME	1- 0	3- 0					
0- 2	0- 0	0- 0	AWAY	0- 0	0- 2					
1- 3	0- 1	0- 0	NEUTRAL	0- 1	1- 1					
10- 9	0- 0	0- 0	CONFERENCE	1- 1	9- 8					
6- 3	0- 0	0- 0	HOME	1- 0	5- 3					
4- 5	0- 0	0- 0	AWAY	0- 1	4- 4					
0- 1	0- 0	0- 0	NEUTRAL	0- 0	0- 1					
<hr/>										
RPI 1-25		RPI 26-50		RPI 51-100		RPI 101+		Team's RPI : 247		
RPI S	Opponent	Score	RPI S	Opponent	Score	RPI S	Opponent	Score	RPI S	Opponent
11 N	Mississippi St.	61 66				55 N	Liberty	42 70	168 A	East Caro.
						83 A	Hampton	55 71	183 A	Delaware St.
						83 H	Hampton	67 61	183 H	Delaware St.
						85 H	Alabama St.	80 61	208 A	Howard
									208 H	Howard
									223 A	Florida A&M
									223 H	Florida A&M
									223 N	Florida A&M
									232 A	South Fla.
									245 N	Detroit
									264 A	South Carolina St.
									279 A	Coppin St.
									279 H	Coppin St.
									282 A	Md. -East. Shore
									282 H	Md. -East. Shore
									288 A	Norfolk St.
									288 H	Norfolk St.
									304 N	Gardner-Webb
									306 H	Stetson
									312 H	N. C. A&T
									317 H	Savannah St.
									322 A	Morgan St.
									322 H	Morgan St.
									324 H	Morris Brown
<hr/>										
LAST 10 Division I GAMES:										
223 N	Florida A&M	62 64	288 H	Norfolk St.	61 59					
223 H	Florida A&M	61 50	282 A	Md. -East. Shore	63 48					
279 A	Coppin St.	50 71	208 A	Howard	47 77					
322 A	Morgan St.	65 50	183 H	Delaware St.	63 68					
83 H	Hampton	67 61	312 H	N. C. A&T	57 45					

Bethune-Cookman

B  
e  
t  
h  
u  
n  
e  
-  
C  
o  
o  
k  
m  
a  
n

### Non-Div I Games:

Bethune-Cookman

■ Loss, ■ Non-Conf, S Site, H Home A Away N Neutral



[illegible]B  
i  
n  
g  
h  
a  
m  
t  
o  
nB  
i  
n  
g  
h  
a  
m  
t  
o  
n

### Non-Div I Games:

Bi nghamton

Loss, Non-Conf, S Site, H Home A Away N Neutral



Average RPI Win: 259		WON-LOST RECORD	WINNING PCT. RANK	LAST 10 GAMES	STRENGTH OF SCHEDULE	OPP. STRENGTH OF SCHEDULE	TEAM RPI	ADJ. RPI	CONF. RPI	ADJ CONF. RPI
DIV. I ONLY		14- 10	109	9- 1	305	241	206	205	32	32
DIV. I NON-CONF.		13- 9	110	8- 1	264	275	185	189	32	32
TOTALS		RPI 1-25	RPI 26-50	W-L RECORDS	RPI 51-100	RPI 150+				
14- 10		0- 0	0- 0	OVERALL	0- 2	14- 6				
7- 2		0- 0	0- 0	HOME	0- 0	7- 2				
5- 8		0- 0	0- 0	AWAY	0- 2	5- 4				
2- 0		0- 0	0- 0	NEUTRAL	0- 0	2- 0				
13- 9		0- 0	0- 0	NON-CONFERENCE	0- 2	13- 5				
6- 2		0- 0	0- 0	HOME	0- 0	6- 2				
5- 7		0- 0	0- 0	AWAY	0- 2	5- 3				
2- 0		0- 0	0- 0	NEUTRAL	0- 0	2- 0				
1- 1		0- 0	0- 0	CONFERENCE	0- 0	1- 1				
1- 0		0- 0	0- 0	HOME	0- 0	1- 0				
0- 1		0- 0	0- 0	AWAY	0- 0	0- 1				
0- 0		0- 0	0- 0	NEUTRAL	0- 0	0- 0				
RPI 1-25		RPI 26-50		RPI 51-100		RPI 101+		Team's RPI: 205		
RPI S	Opponent	Score	RPI S	Opponent	Score	RPI S	Opponent	Score		
					55 <span>A</span> Li berty	56 <span>66</span>	105 <span>A</span> Mi ssi ssi ppi	44 <span>83</span>		
					74 <span>A</span> Al abama	58 <span>75</span>	131 <span>A</span> Southern Mi ss.	42 <span>76</span>		
							166 <span>A</span> El on	60 <span>62</span>		
							166 <span>H</span> El on	56 48		
							176 <span>A</span> Hi gh Poi nt	56 <span>59</span>		
							176 <span>H</span> Hi gh Poi nt	73 62		
							202 <span>H</span> UC Ir vine	47 <span>61</span>		
							212 N Tenn. -Mart in	69 67		
							219 <span>A</span> Coastal Caro.	63 51		
							219 <span>H</span> Coastal Caro.	48 <span>62</span>		
							232 <span>A</span> South Fla.	66 <span>80</span>		
							239 <span>A</span> Charleston So.	94 84		
							239 <span>H</span> Charleston So.	58 53		
							240 <span>A</span> Li pscomb	62 <span>64</span>		
							266 <span>A</span> Radford	69 67		
							266 <span>H</span> Radford	57 49		
							293 <span>A</span> Wi nthrop	67 63		
							293 <span>H</span> Wi nthrop	66 43		
							304 N Gardner-Webb	65 56		
							316 <span>A</span> UNC Asheville	53 47		
							316 <span>H</span> UNC Asheville	67 30		
							321 <span>H</span> Centenary (La.)	75 57		
		LAST 10 Div		si on I GAMES:						
					321 <span>H</span> Centenary (La.)	75 57	293 <span>A</span> Wi nthrop	67 63		
					239 <span>A</span> Charleston So.	94 84	176 <span>H</span> Hi gh Poi nt	73 62		
					219 <span>A</span> Coastal Caro.	63 51	166 <span>H</span> El on	56 48		
					266 <span>H</span> Radford	57 49	219 <span>H</span> Coastal Caro.	48 <span>62</span>		
					316 <span>A</span> UNC Asheville	53 47	239 <span>H</span> Charleston So.	58 53		

Non-Div I Games: Bel haven 66 49 Loyol a (La.) 83 48

Birmingham-Southern

Loss, Non-Conf, S Site, H Home A Away N Neutral



Average RPI Win: 185		WON-LOST RECORD	WINNING PCT. RANK	LAST 10 GAMES	STRENGTH OF SCHEDULE	OPP. STRENGTH OF SCHEDULE	TEAM RPI	ADJ. RPI	CONF. RPI	ADJ CONF. RPI									
DIV. I ONLY		10- 20	247	4- 6	102	121	204	204	10	10									
DIV. I NON-CONF.		3- 7	247	0- 0	137	233	226	228	10	10									
TOTALS		RPI 1-25	RPI 26-50	W-L RECORDS	RPI 51-100	RPI 150+													
10- 20		0- 3	0- 1	OVERALL	1- 5	6- 6													
6- 7		0- 1	0- 1	HOME	0- 2	3- 3													
3- 12		0- 1	0- 0	AWAY	1- 3	2- 3													
1- 1		0- 1	0- 0	NEUTRAL	0- 0	1- 0													
3- 7		0- 0	0- 1	NON-CONFERENCE	1- 1	2- 3													
1- 3		0- 0	0- 1	HOME	0- 0	1- 2													
2- 4		0- 0	0- 0	AWAY	1- 1	1- 1													
0- 0		0- 0	0- 0	NEUTRAL	0- 0	0- 0													
7- 13		0- 3	0- 0	CONFERENCE	0- 4	4- 3													
5- 4		0- 1	0- 0	HOME	0- 2	2- 1													
1- 8		0- 1	0- 0	AWAY	0- 2	1- 2													
1- 1		0- 1	0- 0	NEUTRAL	0- 0	1- 0													
RPI S		RPI 1-25	RPI S	RPI 26-50	RPI S	RPI 51-100	RPI S	RPI 101+	Team's RPI: 204										
Opponent		Score	Opponent	Score	Opponent		Score	Opponent	Score										
14	A	Loui si ana Tech	60	98	48	H	Washi ngton	55	73	51	A	Bri gham Young	53	67	101	A	Ri ce	56	78
14	H	Loui si ana Tech	66	102						62	A	Weber St.	61	60	101	H	Ri ce	59	51
14	N	Loui si ana Tech	55	80						73	A	Fresno St.	51	67	130	A	Southern Methodi st	61	78
										73	H	Fresno St.	56	63	130	H	Southern Methodi st	78	75
										88	A	Hawai i	44	62	132	A	Tul sa	53	84
										88	H	Hawai i	48	79	132	H	Tul sa	70	68
															134	A	James Madi son	35	73
															149	A	Gonzaga	55	82
															173	A	San Jose St.	64	69
															173	H	San Jose St.	61	73
															188	H	Portl and	64	72
															193	A	Eastern Wash.	42	55
															214	A	UTEP	75	85
															214	H	UTEP	71	65
															214	N	UTEP	75	58
															237	H	Portl and St.	66	58
															241	A	Nevada	68	63
															241	H	Nevada	77	65
															272	H	Id aho St.	49	63
															274	A	Id aho	58	51
LAST 10 Div sion I GAMES:																			
14	N	Loui si ana Tech	55	80	130	A	Southern Methodi st	61	78										
214	N	UTEP	75	58	214	H	UTEP	71	65										
173	H	San Jose St.	61	73	101	H	Ri ce	59	51										
88	H	Hawai i	48	79	132	H	Tul sa	70	68										
14	A	Loui si ana Tech	60	98	73	A	Fresno St.	51	67										

Boi se st .

Non-Di v I Games:

Boi se St.

Loss, 
Non-Conf, S Site, 
H Home
A Away 
N Neutral



Average RPI Win:	87	WON-LOST	WINNING	LAST 10	STRENGTH OF	OPP. STRENGTH	TEAM	ADJ.	CONF.	ADJ CONF.
Average RPI Loss:	26	RECORD	PCT. RANK	GAMES	SCHEDULE	OF SCHEDULE	RPI	RPI	RPI	RPI

DIV. I ONLY	22- 9	41	7- 3	9	11	16	13	3	3
DIV. I NON-CONF.	10- 3	30	2- 0	12	25	10	10	4	4

TOTALS	RPI 1-25	RPI 26-50	W-L RECORDS	RPI 51-100	RPI 150+
22- 9	4- 7	3- 1	OVERALL	7- 0	3- 0
9- 3	2- 2	2- 0	HOME	3- 0	1- 0
10- 3	1- 2	1- 1	AWAY	4- 0	2- 0
3- 3	1- 3	0- 0	NEUTRAL	0- 0	0- 0
10- 3	1- 2	3- 1	NON-CONFERENCE	3- 0	1- 0
4- 0	0- 0	2- 0	HOME	2- 0	0- 0
3- 2	0- 1	1- 1	AWAY	1- 0	1- 0
3- 1	1- 1	0- 0	NEUTRAL	0- 0	0- 0
12- 6	3- 5	0- 0	CONFERENCE	4- 0	2- 0
5- 3	2- 2	0- 0	HOME	1- 0	1- 0
7- 1	1- 1	0- 0	AWAY	3- 0	1- 0
0- 2	0- 2	0- 0	NEUTRAL	0- 0	0- 0

RPI 1-25			Team's RPI: 13		RPI 26-50			RPI 51-100			RPI 101+					
RPI	S	Opponent	Score		RPI	S	Opponent	Score	RPI	S	Opponent	Score	RPI	S	Opponent	Score
2	H	Connecticut	75	83	44	A	Old Dominion	73 72	54	H	Siena	66 40	106	N	Oregon	64 40
2	N	Connecticut	49	70	45	H	Harvard	88 49	56	A	Holy Cross	63 45	118	A	Syracuse	82 60
5	A	Villanova	61	75	46	A	Tulane	50 69	65	A	Miami (Fla.)	79 61	118	H	Syracuse	71 70
5	H	Villanova	62	65	47	H	Colorado St.	75 60	65	H	Miami (Fla.)	84 77	123	H	West Virginia	69 60
8	A	Purdue	54	70					68	H	Temple	69 62	127	A	Pittsburgh	78 50
12	N	Vanderbilt	86 85						87	A	Georgetown	72 60	130	N	Southern Methodist	67 50
17	A	Rutgers	72 71						100	A	Seton Hall	68 58	170	H	St. John's (N.Y.)	73 30
21	N	South Carolina	51 54										172	A	Providence	85 60
22	H	Notre Dame	76 48										251	A	Northeastern	86 40
25	H	Virginia Tech	65 47													
25	N	Virginia Tech	70 74													
LAST 10 Division I GAMES:																
2	N	Connecticut	49 70		65	H	Miami (Fla.)	84 77								
12	N	Vanderbilt	86 85		5	H	Villanova	62 65								
44	A	Old Dominion	73 72		127	A	Pittsburgh	78 52								
25	N	Virginia Tech	70 74		100	A	Seton Hall	68 58								
17	A	Rutgers	72 71		25	H	Virginia Tech	65 47								

Non-Div I Games:

Boston College



Average RPI Win: 240		WON-LOST RECORD		WINNING PCT. RANK		LAST 10 GAMES		STRENGTH OF SCHEDULE		OPP. STRENGTH OF SCHEDULE		TEAM RPI		ADJ. RPI		CONF. RPI		ADJ CONF. RPI	
DIV. I ONLY		16- 15		156		6- 4		121		183		140		140		23		21	
DIV. I NON-CONF.		3- 9		266		0- 1		78		98		198		196		23		22	
TOTALS		RPI 1-25		RPI 26-50		W-L RECORDS		RPI 51-100		RPI 150+									
16- 15		0- 3		0- 2		OVERALL		1- 3		14- 4									
7- 5		0- 2		0- 1		HOME		0- 1		7- 0									
5- 9		0- 1		0- 1		AWAY		0- 1		5- 4									
4- 1		0- 0		0- 0		NEUTRAL		1- 1		2- 0									
3- 9		0- 3		0- 2		NON-CONFERENCE		0- 1		3- 2									
1- 3		0- 2		0- 1		HOME		0- 0		1- 0									
1- 5		0- 1		0- 1		AWAY		0- 0		1- 2									
1- 1		0- 0		0- 0		NEUTRAL		0- 1		1- 0									
13- 6		0- 0		0- 0		CONFERENCE		1- 2		11- 2									
6- 2		0- 0		0- 0		HOME		0- 1		6- 0									
4- 4		0- 0		0- 0		AWAY		0- 1		4- 2									
3- 0		0- 0		0- 0		NEUTRAL		1- 0		1- 0									
RPI 1-25		RPI 26-50		RPI 51-100		RPI 101+		Team's RPI: 140											
RPI S	Opponent	Score	RPI S	Opponent	Score	RPI S	Opponent	Score	RPI S	Opponent	Score								
2	A Connecticut	44 91	39	A St. Joseph's	45 58	70	A Mai ne	62 71	125	A Vermont	61 75								
12	H Vanderbi lt	51 68	45	H Harvard	74 78	70	H Mai ne	37 59	125	H Vermont	62 74								
15	H Stanford	55 69				70 N	Mai ne	69 65	125 N	Vermont	68 57								
						82 N	Montana St.	65 74	143	A Fordham	55 59								
									207	A Mari st	56 72								
									211 N	Loyol a (Ill.)	64 54								
									232	A South Fla.	69 85								
									233	A New Hampshi re	66 67								
									233	H New Hampshi re	59 47								
									251	A Northeastern	63 72								
									251	H Northeastern	71 60								
									251 N	Northeastern	55 53								
									252	A Bi nghamton	61 49								
									252	H Bi nghamton	71 53								
									255	A Hartford	58 57								
									255	H Hartford	70 65								
									263	A Stony Brook	88 76								
									263	H Stony Brook	93 51								
									284	A Al bany (N. Y. )	60 55								
									284	H Al bany (N. Y. )	87 68								
									287	H Central Conn. St.	69 51								
									310	A Fai rlei gh Di cki nson	89 69								
LAST 10 Divi sion I GAMES:																			
2	A Connecticut	44 91	252	H Bi nghamton	71 53														
70 N	Mai ne	69 65	251	H Northeastern	71 60														
125 N	Vermont	68 57	233	A New Hampshi re	66 67														
251 N	Northeastern	55 53	125	H Vermont	62 74														
70	A Mai ne	62 71	255	A Hartford	58 57														

Non-Div I Games:

Boston U.



# Bowling Green

Average RPI Win: 244  
Average RPI Loss: 152

WON-LOST  
RECORD

WINNING  
PCT. RANK

LAST 10  
GAMES

STRENGTH OF  
SCHEDULE

OPP. STRENGTH  
OF SCHEDULE

TEAM  
RPI

ADJ.  
RPI

CONF.  
RPI

ADJ CONF.  
RPI

DIV. I ONLY	12- 16	197	3- 7	270	213	247	248	15	15
DIV. I NON-CONF.	7- 4	91	0- 0	308	304	215	219	15	15

TOTALS	RPI 1-25	RPI 26-50	W-L RECORDS	RPI 51-100	RPI 150+
12- 16	0- 0	0- 1	OVERALL	1- 5	11- 7
6- 6	0- 0	0- 0	HOME	1- 1	5- 4
5- 9	0- 0	0- 1	AWAY	0- 3	5- 3
1- 1	0- 0	0- 0	NEUTRAL	0- 1	1- 0
7- 4	0- 0	0- 1	NON-CONFERENCE	0- 1	7- 2
2- 2	0- 0	0- 0	HOME	0- 0	2- 2
4- 1	0- 0	0- 1	AWAY	0- 0	4- 0
1- 1	0- 0	0- 0	NEUTRAL	0- 1	1- 0
5- 12	0- 0	0- 0	CONFERENCE	1- 4	4- 5
4- 4	0- 0	0- 0	HOME	1- 1	3- 2
1- 8	0- 0	0- 0	AWAY	0- 3	1- 3
0- 0	0- 0	0- 0	NEUTRAL	0- 0	0- 0

RPI S	Opponent	Score	RPI S	Opponent	Score	RPI S	Opponent	Score	RPI S	Opponent	Score
			41 A Cincinnati	57	88	72 A Ball St.	71	96	117 H Miami (Ohio)	65	75
						72 H Ball St.	85	90	135 A Buffalo	60	72
						84 A Toledo	62	70	138 A Kent St.	61	82
						84 H Toledo	66	62	177 A Northern Ill.	58	78
						93 N UNC Wilmington	55	72	177 H Northern Ill.	72	73
						95 A Western Mich.	51	75	180 A Eastern Mich.	54	66
									180 H Eastern Mich.	70	69
									194 A Oakland	70	69
									201 A Fla. Atlantic	77	62
									222 H Marshall	50	69
									249 H Ohio	73	72
									250 A Central Mich.	30	42
									250 H Central Mich.	63	45
									265 A Cleveland St.	62	59
									273 H IUPUI	69	59
									285 H Butler	54	61
									294 A IUPFW	76	58
									298 H Youngstown St.	64	70
									302 A Akron	65	62
									314 H Iona	81	62
									317 N Savannah St.	89	39
LAST 10 Division I GAMES:											
180 A Eastern Mich.	54	66	72 H Ball St.	85	90						
180 H Eastern Mich.	70	69	117 H Miami (Ohio)	65	75						
138 A Kent St.	61	82	135 A Buffalo	60	72						
222 H Marshall	50	69	84 H Toledo	66	62						
302 A Akron	65	62	250 A Central Mich.	30	42						

B  
o  
w  
l  
i  
n  
g  
G  
r  
e  
e  
n

B  
o  
w  
l  
i  
n  
g  
G  
r  
e  
e  
n

Non-Div I Games:

Bowling Green

Loss, Non-Conf, S Site, H Home A Away N Neutral



Average RPI Win: 203  
Average RPI Loss: 86

WON-LOST  
RECORD

WINNING  
PCT. RANK

LAST 10  
GAMES

STRENGTH OF  
SCHEDULE

OPP. STRENGTH  
OF SCHEDULE

TEAM  
RPI

ADJ.  
RPI

CONF.  
RPI

ADJ CONF.  
RPI

DIV. I ONLY	13- 15	177	5- 5	120	129	155	151	11	11
DIV. I NON-CONF.	4- 5	188	0- 0	169	189	179	176	12	12

TOTALS	RPI 1-25	RPI 26-50	W-L RECORDS	RPI 51-100	RPI 150+
13- 15	0- 0	0- 2	OVERALL	2- 9	9- 1
7- 6	0- 0	0- 1	HOME	2- 3	4- 0
5- 7	0- 0	0- 1	AWAY	0- 4	4- 1
1- 2	0- 0	0- 0	NEUTRAL	0- 2	1- 0
4- 5	0- 0	0- 0	NON-CONFERENCE	1- 3	3- 1
2- 2	0- 0	0- 0	HOME	1- 1	1- 0
1- 2	0- 0	0- 0	AWAY	0- 1	1- 1
1- 1	0- 0	0- 0	NEUTRAL	0- 1	1- 0
9- 10	0- 0	0- 2	CONFERENCE	1- 6	6- 0
5- 4	0- 0	0- 1	HOME	1- 2	3- 0
4- 5	0- 0	0- 1	AWAY	0- 3	3- 0
0- 1	0- 0	0- 0	NEUTRAL	0- 1	0- 0

RPI 1-25				RPI 26-50				RPI 51-100				RPI 101+				Team's RPI: 151	
RPI	S	Opponent	Score	RPI	S	Opponent	Score	RPI	S	Opponent	Score	RPI	S	Opponent	Score		
50	A	Creighton	75 89	59	N	Florida Int'l	73 89	102	H	St. Louis	44 80						
50	H	Creighton	61 72	69	H	Western Ill.	63 53	115	A	Drake	54 69						
				70	H	Maine	70 80	115	H	Drake	63 68						
				71	A	Missouri	76 77	137	A	Wichita St.	66 61						
				75	A	Indiana St.	55 98	137	H	Wichita St.	73 58						
				75	H	Indiana St.	62 80	177	A	Northern Ill.	59 62						
				78	A	Southwest Mo. St.	58 63	184	A	Evansville	71 56						
				78	H	Southwest Mo. St.	63 65	184	H	Evansville	86 63						
				89	A	Northern Iowa	64 80	211	H	Loyola (Ill.)	83 59						
				89	H	Northern Iowa	76 72	254	A	Illinois St.	70 54						
				89	N	Northern Iowa	62 72	254	H	Illinois St.	63 59						
								260	A	Southern Ill.	83 68						
								260	H	Southern Ill.	66 45						
								285	A	Butler	72 65						
								310	N	Fairleigh Dickinson	68 60						
LAST 10 Division I GAMES:																	
				89	N	Northern Iowa	62 72	78	H	Southwest Mo. St.	63 65						
				115	H	Drake	63 68	137	H	Wichita St.	73 58						
				50	H	Creighton	61 72	89	H	Northern Iowa	76 72						
				184	A	Evansville	71 56	254	A	Illinois St.	70 54						
				260	A	Southern Ill.	83 68	75	A	Indiana St.	55 98						

Bradley

Bradley

Non-Div I Games:

Bradley

Loss, Non-Conf, S Site, H Home A Away N Neutral



Bingham Young												Through Games Of 2003 Final											
Average RPI Win:		142		WON-LOST RECORD		WINNING PCT. RANK		LAST 10 GAMES		STRENGTH OF SCHEDULE		OPP. STRENGTH OF SCHEDULE		TEAM RPI		ADJ. RPI		CONF. RPI		ADJ CONF. RPI			
52																							
DIV. I ONLY		19- 12		94		5- 5				49		66		51		51		6		6			
DIV. I NON-CONF.		9- 5		84		0- 1				95		60		67		66		9		9			
TOTALS		RPI 1-25		RPI 26-50		W-L RECORDS		RPI 51-100		RPI 150+													
19- 12		1- 1		3- 7		OVERALL		4- 2		9- 0													
11- 1		1- 0		2- 1		HOME		3- 0		4- 0													
7- 8		0- 1		0- 5		AWAY		1- 1		5- 0													
1- 3		0- 0		1- 1		NEUTRAL		0- 1		0- 0													
9- 5		1- 1		0- 2		NON-CONFERENCE		3- 1		5- 0													
5- 0		1- 0		0- 0		HOME		2- 0		2- 0													
4- 3		0- 1		0- 2		AWAY		1- 0		3- 0													
0- 2		0- 0		0- 0		NEUTRAL		0- 1		0- 0													
10- 7		0- 0		3- 5		CONFERENCE		1- 1		4- 0													
6- 1		0- 0		2- 1		HOME		1- 0		2- 0													
3- 5		0- 0		0- 3		AWAY		0- 1		2- 0													
1- 1		0- 0		1- 1		NEUTRAL		0- 0		0- 0													
RPI 1-25				RPI 26-50				RPI 51-100				Team's RPI : 51				RPI 101+							
RPI S	Opponent		Score		RPI S	Opponent		Score		RPI S	Opponent		Score		RPI S	Opponent		Score					
6	H	Texas	79	63	26	A	Col orado	45	84	62	H	Weber St.	51	41	106	N	Oregon	77	80				
23	A	George Washi ngton	58	82	27	A	New Mexi co	44	63	74	N	Al abama	59	70	111	A	UNLV	69	73				
					27	H	New Mexi co	57	46	79	A	North Carolina St.	68	57	111	A	UNLV	66	64				
					27	N	New Mexi co	46	52						111	H	UNLV	63	51				
					28	A	Utah	66	71	81	A	Wyomi ng	59	66	165	A	San Franci sco	68	65				
					28	H	Utah	50	67	81	H	Wyomi ng	67	59	204	H	Boi se St.	67	53				
					28	N	Utah	70	59	82	H	Montana St.	87	70	215	A	San Di ego St.	61	46				
					42	A	UC Santa Barb.	51	65						215	H	San Di ego St.	87	56				
					47	A	Col orado St.	70	71						226	H	Denver	70	57				
					47	H	Col orado St.	71	56						246	A	Ai r Force	96	55				
															246	H	Ai r Force	89	50				
															272	A	Idaho St.	69	59				
															280	A	Southern Utah	75	49				
				LAST 10 Division I GAMES:																			
				26	A	Col orado	45	84	246	A	Ai r Force	96	55										
				27	N	New Mexi co	46	52	28	A	Utah	66	71										
				28	N	Utah	70	59	215	H	San Di ego St.	87	56										
				111	A	UNLV	66	64	111	H	UNLV	63	51										
				27	A	New Mexi co	44	63	47	A	Col orado St.	70	71										

Brigham Young

Brigham Young

### Non-Div I Games:

Bri gham Young

Loss, Non-Conf, S Site, H Home A Away N Neutral



Brown				Through Games Of 2005 FINAL							
Average RPI Win:		246	WON-LOST	WINNING	LAST 10	STRENGTH OF	OPP. STRENGTH	TEAM	ADJ.	CONF.	ADJ CONF.
Average RPI Loss:		121	RECORD	PCT. RANK	GAMES	SCHEDULE	OF SCHEDULE	RPI	RPI	RPI	RPI
DIV. I ONLY		15- 12	123	5- 5		192	218	158	159	20	20
DIV. I NON-CONF.		6- 7	167	0- 0		195	226	189	191	22	23
<hr/>											
TOTALS		RPI 1-25		RPI 26-50	W-L RECORDS		RPI 51-100			RPI 150+	
15- 12		0- 1		0- 2	OVERALL		0- 1			15- 4	
8- 4		0- 0		0- 1	HOME		0- 0			8- 0	
6- 7		0- 1		0- 1	AWAY		0- 1			6- 4	
1- 1		0- 0		0- 0	NEUTRAL		0- 0			1- 0	
6- 7		0- 1		0- 0	NON-CONFERENCE		0- 1			6- 1	
2- 3		0- 0		0- 0	HOME		0- 0			2- 0	
3- 3		0- 1		0- 0	AWAY		0- 1			3- 1	
1- 1		0- 0		0- 0	NEUTRAL		0- 0			1- 0	
9- 5		0- 0		0- 2	CONFERENCE		0- 0			9- 3	
6- 1		0- 0		0- 1	HOME		0- 0			6- 0	
3- 4		0- 0		0- 1	AWAY		0- 0			3- 3	
0- 0		0- 0		0- 0	NEUTRAL		0- 0			0- 0	
<hr/>											
RPI 1-25		RPI 26-50		RPI 51-100		RPI 101+		Team's RPI: 159			
RPI	S	Opponent	Score	RPI	S	Opponent	Score	RPI	S	Opponent	Score
5	A	Villanova	50 70	45	A	Harvard	61 72	70	A	Maine	51 60
				45	H	Harvard	51 83				
								115	N	Drake	67 75
								125	H	Vermont	47 72
								129	H	Rhode Island	62 69
								143	H	Fordham	63 78
								154	A	Pennsylvania	58 82
								154	H	Pennsylvania	83 72
								163	A	Dartmouth	68 74
								163	H	Dartmouth	64 54
								172	A	Providence	64 62
								186	A	Sacred Heart	73 85
								229	A	Columbia	71 67
								229	H	Columbia	71 66
								233	N	New Hampshire	72 64
								236	A	Army	69 62
								263	A	Stony Brook	85 76
								268	A	Princeton	68 50
								268	H	Princeton	73 60
								276	A	Cornell	59 78
								276	H	Cornell	73 63
								291	A	Yale	84 77
								291	H	Yale	70 55
								309	H	Lafayette	71 50
								314	H	Iona	66 41
<hr/>											
LAST 10 Division I GAMES:											
45	H	Harvard	51 83	229	A	Columbia	71 67				
163	H	Dartmouth	64 54	154	H	Pennsylvania	83 72				
268	A	Princeton	68 50	268	H	Princeton	73 60				
154	A	Pennsylvania	58 82	163	A	Dartmouth	68 74				
276	A	Cornell	59 78	45	A	Harvard	61 72				

Brown

Brown

Non-Div I Games:

Brown

Loss, 
Non-Conf, S Site, 
H Home
A Away 
N Neutral



Bucknell

Through Games Of 2003 FINAL

Average RPI Win: 249		WON-LOST RECORD	WINNING PCT. RANK	LAST 10 GAMES	STRENGTH OF SCHEDULE	OPP. STRENGTH OF SCHEDULE	TEAM RPI	ADJ. RPI	CONF. RPI	ADJ CONF. RPI
DIV. I ONLY		13- 15	177	4- 6	204	193	201	203	22	23
DIV. I NON-CONF.		5- 7	207	0- 0	244	131	229	229	24	24
TOTALS		RPI 1-25	RPI 26-50	W-L RECORDS	RPI 51-100	RPI 150+				
13- 15		0- 1	0- 0	OVERALL	0- 6	13- 7				
7- 4		0- 0	0- 0	HOME	0- 1	7- 2				
4- 9		0- 1	0- 0	AWAY	0- 3	4- 5				
2- 2		0- 0	0- 0	NEUTRAL	0- 2	2- 0				
5- 7		0- 1	0- 0	NON-CONFERENCE	0- 3	5- 2				
3- 1		0- 0	0- 0	HOME	0- 0	3- 0				
1- 5		0- 1	0- 0	AWAY	0- 2	1- 2				
1- 1		0- 0	0- 0	NEUTRAL	0- 1	1- 0				
8- 8		0- 0	0- 0	CONFERENCE	0- 3	8- 5				
4- 3		0- 0	0- 0	HOME	0- 1	4- 2				
3- 4		0- 0	0- 0	AWAY	0- 1	3- 3				
1- 1		0- 0	0- 0	NEUTRAL	0- 1	1- 0				

RPI 1-25		RPI 26-50		RPI 51-100		RPI 101+ Team's RPI: 203	
RPI S	Opponent Score	RPI S	Opponent Score	RPI S	Opponent Score	RPI S	Opponent Score
16 A	Penn St. 72 86			56 A	Holy Cross 76 86	123 H	West Virginia 72 77
				56 H	Holy Cross 79 91	178 A	American 60 72
				56 N	Holy Cross 63 66	178 H	American 74 75
				74 N	Alabama 64 89	189 H	Canisius 100 91
				76 A	Delaware 45 71	213 H	Drexel 95 83
				96 A	La Salle 74 85	225 A	Navy 74 65
						225 H	Navy 73 60
						225 N	Navy 79 69
						227 A	Lehigh 61 68
						227 H	Lehigh 67 74
						228 A	St. Bonaventure 64 78
						234 A	Long Island 51 66
						236 A	Army 79 91
						236 H	Army 72 62
						244 A	Loyola (Md.) 76 73
						246 H	Air Force 85 69
						257 A	Colgate 70 62
						257 H	Colgate 82 75
						302 N	Akron 64 49
						309 A	Lafayette 71 67
						309 H	Lafayette 87 73
		LAST 10 Division I GAMES:					
		56 N	Holy Cross 63 66	309 A	Lafayette 71 67		
		225 N	Navy 79 69	225 H	Navy 73 60		
		257 H	Colgate 82 75	227 A	Lehigh 61 68		
		56 H	Holy Cross 79 91	178 A	American 60 72		
		236 A	Army 79 91	56 A	Holy Cross 76 86		

Non-Div I Games:

Bucknell

Loss, Non-Conf, S Site, H Home A Away N Neutral



Average RPI Win: 225		WON-LOST	WINNING	LAST 10	STRENGTH OF	OPP. STRENGTH	TEAM	ADJ.	CONF.	ADJ CONF.
Average RPI Loss: 105		RECORD	PCT. RANK	GAMES	SCHEDULE	OF SCHEDULE	RPI	RPI	RPI	RPI
DIV. I ONLY	18- 11	87	7- 3	210	172	133	135	15	15	
DIV. I NON-CONF.	8- 3	43	0- 0	184	214	84	87	15	15	
TOTALS	RPI 1-25	RPI 26-50	W-L RECORDS	RPI 51-100	RPI 150+					
18- 11	0- 0	0- 2	OVERALL	1- 4	15- 2					
9- 5	0- 0	0- 1	HOME	1- 1	7- 1					
8- 4	0- 0	0- 0	AWAY	0- 2	7- 1					
1- 2	0- 0	0- 1	NEUTRAL	0- 1	1- 0					
8- 3	0- 0	0- 2	NON-CONFERENCE	0- 1	7- 0					
4- 1	0- 0	0- 1	HOME	0- 0	3- 0					
3- 1	0- 0	0- 0	AWAY	0- 1	3- 0					
1- 1	0- 0	0- 1	NEUTRAL	0- 0	1- 0					
10- 8	0- 0	0- 0	CONFERENCE	1- 3	8- 2					
5- 4	0- 0	0- 0	HOME	1- 1	4- 1					
5- 3	0- 0	0- 0	AWAY	0- 1	4- 1					
0- 1	0- 0	0- 0	NEUTRAL	0- 1	0- 0					
RPI S	RPI 1-25 Opponent	Score	RPI S	RPI 26-50 Opponent	Score	RPI S	RPI 51-100 Opponent	Score	RPI S	RPI 101+ Team's RPI: 135 Opponent Score
26	H Col orado	47 76	70	A Mai ne	72 78	113	H Ni agara	68 64		
39	N St. Joseph's	59 68	72	H Ball St.	47 62	117	A Mi ami (Ohi o)	69 64		
			72	N Ball St.	63 81	117	H Mi ami (Ohi o)	45 50		
			84	A Tol edo	56 71	138	A Kent St.	56 71		
			95	H Western Mi ch.	73 70	138	H Kent St.	72 78		
						170	A St. John's (N.Y.)	63 56		
						177	H Northern Ill.	64 76		
						180	A Eastern Mi ch.	71 65		
						194	H Oakl and	58 52		
						208	N Howard	87 81		
						222	A Marshal l	59 62		
						248	H Bowl ing Green	72 60		
						249	A Ohi o	76 59		
						249	H Ohi o	72 59		
						250	A Central Mi ch.	64 54		
						250	H Central Mi ch.	72 53		
						257	H Col gate	65 46		
						276	H Cornell	61 35		
						283	A Mt. St. Mary's	77 67		
						298	A Youngstown St.	86 80		
						302	A Akron	48 45		
						302	H Akron	67 51		
			LAST 10 Division I GAMES:							
			72	N Ball St.	63 81	250	A Central Mi ch.	64 54		
			250	H Central Mi ch.	72 53	249	A Ohi o	76 59		
			138	H Kent St.	72 78	95	H Western Mi ch.	73 70		
			117	A Mi ami (Ohi o)	69 64	248	H Bowl ing Green	72 60		
			302	H Akron	67 51	177	H Northern Ill.	64 76		

Non-Div I Games:

Buffalo



Average RPI Win: 249										WON-LOST RECORD		WINNING PCT. RANK		LAST 10 GAMES		STRENGTH OF SCHEDULE		OPP. STRENGTH OF SCHEDULE		TEAM RPI		ADJ. RPI		CONF. RPI		ADJ CONF. RPI			
Average RPI Loss: 166																													
DIV. I ONLY										6- 23		302		2- 8		211		223		287		285		25		25			
DIV. I NON-CONF.										2- 9		283		0- 1		175		180		268		265		21		21			
TOTALS										RPI 1-25		RPI 26-50		W-L RECORDS		RPI 51-100				RPI 150+									
6- 23										0- 0		0- 3		OVERALL		0- 4				6- 15									
3- 10										0- 0		0- 1		HOME		0- 2				3- 6									
2- 12										0- 0		0- 2		AWAY		0- 2				2- 8									
1- 1										0- 0		0- 0		NEUTRAL		0- 0				1- 1									
2- 9										0- 0		0- 0		NON-CONFERENCE		0- 4				2- 4									
0- 5										0- 0		0- 0		HOME		0- 2				0- 2									
2- 3										0- 0		0- 0		AWAY		0- 2				2- 1									
0- 1										0- 0		0- 0		NEUTRAL		0- 0				0- 1									
4- 14										0- 0		0- 3		CONFERENCE		0- 0				4- 11									
3- 5										0- 0		0- 1		HOME		0- 0				3- 4									
0- 9										0- 0		0- 2		AWAY		0- 0				0- 7									
1- 0										0- 0		0- 0		NEUTRAL		0- 0				1- 0									
RPI 1-25										RPI 26-50		RPI 51-100		RPI 101+		Team's RPI: 285													
RPI S Opponent Score										RPI S Opponent Score		RPI S Opponent Score		RPI S Opponent Score		RPI S Opponent Score													
38 A Wi s. -Green Bay 48 80										57 A Western Ky. 57 86		117 H Mi ami (Ohi o) 61 72		151 H Bradley 65 72															
38 A Wi s. -Green Bay 51 86										73 A Fresno St. 60 63		169 A Wi s. -Mil waukee 55 68		169 H Wi s. -Mil waukee 62 70															
38 H Wi s. -Green Bay 36 75										75 H Indiana St. 72 102		169 H Eastern Mi ch. 62 79		184 A Evansville 59 74															
										95 H Western Mi ch. 75 86		185 A Ill. -Chi cago 64 82		185 H Ill. -Chi cago 69 63															
												211 A Loyol a (Ill.) 58 69		211 H Loyol a (Ill.) 67 76															
												231 A Wri ght St. 55 63		231 H Wri ght St. 65 82															
												245 A Detroit 79 84		245 H Detroit 57 49															
												248 A Bowling Green 61 54		254 A Illinois St. 59 57															
												265 A Clevel and St. 66 75		265 H Clevel and St. 71 69															
												270 N Murray St. 59 73		298 A Youngstown St. 69 72															
												298 H Youngstown St. 74 80		298 N Youngstown St. 77 71															
LAST 10 Division I GAMES:																													
38 A Wi s. -Green Bay 51 86										231 A Wri ght St. 55 63																			
298 N Youngstown St. 77 71										245 H Detroit 57 49																			
169 A Wi s. -Mil waukee 55 68										211 H Loyol a (Ill.) 67 76																			
38 A Wi s. -Green Bay 48 80										185 A Ill. -Chi cago 64 82																			
298 H Youngstown St. 74 80										57 A Western Ky. 57 86																			

Butler

Butler

### Non-Div l Games:

Butler

Loss, Non-Conf, S Site, H Home A Away N Neutral



[illegible]

Non-Div I Games: Cal St. San B' di 62 59

Cal Pol y

Loss, Non-Conf, S Site, H Home A Away N Neutral



Average RPI Win: 283  
Average RPI Loss: 181

WON-LOST  
RECORD

WINNING  
PCT. RANK

LAST 10  
GAMES

STRENGTH OF  
SCHEDULE

OPP. STRENGTH  
OF SCHEDULE

TEAM  
RPI

ADJ.  
RPI

CONF.  
RPI

ADJ CONF.  
RPI

DIV. I ONLY  
DIV. I NON-CONF.

7- 21  
2- 9

287  
283

2- 8  
0- 0

276  
277

273  
224

295  
306

297  
306

28  
27

28  
28

TOTALS

RPI 1-25

RPI 26-50

W-L RECORDS

RPI 51-100

RPI 150+

7- 21

0- 0

0- 4

OVERALL

0- 0

7- 14

5- 10

0- 0

0- 2

HOME

0- 0

5- 6

2- 10

0- 0

0- 1

AWAY

0- 0

2- 8

0- 1

0- 0

0- 1

NEUTRAL

0- 0

0- 0

2- 9

0- 0

0- 1

NON-CONFERENCE

0- 0

2- 5

2- 5

0- 0

0- 1

HOME

0- 0

2- 2

0- 4

0- 0

0- 0

AWAY

0- 0

0- 3

0- 0

0- 0

0- 0

NEUTRAL

0- 0

0- 0

5- 12

0- 0

0- 3

CONFERENCE

0- 0

5- 9

3- 5

0- 0

0- 1

HOME

0- 0

3- 4

2- 6

0- 0

0- 1

AWAY

0- 0

2- 5

0- 1

0- 0

0- 1

NEUTRAL

0- 0

0- 0

RPI 1-25

RPI S

Opponent

Score

RPI 26-50

RPI S

Opponent

Score

RPI 51-100

RPI S

Opponent

Score

RPI 101+

RPI S

Opponent

Team's RPI: 297

Score

27 H New Mexico 55 80  
42 A UC Santa Barb. 52 94  
42 H UC Santa Barb. 33 69  
42 N UC Santa Barb. 58 93

111 A UNLV 49 90  
146 H Kansas 56 66  
149 H Gonzaga 57 75  
153 A Loyola Marymount 40 66  
182 A Nebraska 60 78  
191 A Paci fic (Cal.) 61 85  
191 H Paci fic (Cal.) 54 82  
193 H Eastern Wash. 59 74  
202 A UC Irvine 43 72  
202 H UC Irvine 59 74  
224 H San Diego 76 74  
243 A Long Beach St. 77 74  
243 H Long Beach St. 63 76  
246 H Air Force 69 74  
274 A Idaho 53 67  
274 H Idaho 70 55  
280 A Southern Utah 77 83  
289 A Cal Poly 70 82  
289 H Cal Poly 84 76  
301 A UC Riverside 47 49  
301 H UC Riverside 58 69  
315 A Cal St. Northridge 65 55  
315 H Cal St. Northridge 63 58  
321 H Centenary (La.) 74 61

LAST 10 Division I GAMES:

42 N UC Santa Barb. 58 93  
289 A Cal Poly 70 82  
42 A UC Santa Barb. 52 94  
315 H Cal St. Northridge 63 58  
191 H Paci fic (Cal.) 54 82  
274 A Idaho 53 67  
301 H UC Riverside 58 69  
243 A Long Beach St. 77 74  
202 H UC Irvine 59 74  
243 H Long Beach St. 63 76

Cal St. Fullerton

Non-Div I Games:

Cal St. Fullerton

Loss, Non-Conf, S Site, H Home A Away N Neutral



Cal. St. Nor. th Page																			
Average RPI Win: 260		WON-LOST RECORD		WINNING PCT. RANK		LAST 10 GAMES		STRENGTH OF SCHEDULE		OPP. STRENGTH OF SCHEDULE		TEAM RPI		ADJ. RPI		CONF. RPI		ADJ CONF. RPI	
Average RPI Loss: 195																			
DIV. I ONLY		3- 24		311		2- 8		242		276		315		315		28		28	
DIV. I NON-CONF.		0- 11		315		0- 0		193		198		310		310		27		28	
TOTALS		RPI 1-25		RPI 26-50		W-L RECORDS		RPI 51-100		RPI 150+									
3- 24		0- 0		0- 3		OVERALL		0- 2		3- 19									
2- 11		0- 0		0- 1		HOME		0- 1		2- 9									
1- 13		0- 0		0- 2		AWAY		0- 1		1- 10									
0- 0		0- 0		0- 0		NEUTRAL		0- 0		0- 0									
0- 11		0- 0		0- 1		NON-CONFERENCE		0- 2		0- 8									
0- 5		0- 0		0- 0		HOME		0- 1		0- 4									
0- 6		0- 0		0- 1		AWAY		0- 1		0- 4									
0- 0		0- 0		0- 0		NEUTRAL		0- 0		0- 0									
3- 13		0- 0		0- 2		CONFERENCE		0- 0		3- 11									
2- 6		0- 0		0- 1		HOME		0- 0		2- 5									
1- 7		0- 0		0- 1		AWAY		0- 0		1- 6									
0- 0		0- 0		0- 0		NEUTRAL		0- 0		0- 0									
RPI 1-25		Score		RPI 26-50		Score		RPI 51-100		Score		RPI 101+		Team's RPI: 315		Score			
RPI S Opponent				RPI S Opponent				RPI S Opponent				RPI S Opponent							
42 A UC Santa Barb.		41 73		42 H UC Santa Barb.		43 77		66 A UCLA		49 88		153 H Loyola Marymount		60 70					
42 H UC Santa Barb.		43 77		43 A Pepperdi ne		49 92		81 H Wyomi ng		75 97		156 H New Mexico St.		56 77					
												173 A San Jose St.		51 76					
												191 A Paci fi c (Cal . )		48 69					
												191 H Paci fi c (Cal . )		57 50					
												202 A UC Irvi ne		46 62					
												202 H UC Irvi ne		54 58					
												206 H Northern Ari z.		64 79					
												215 A San Di ego St.		54 75					
												220 A St. Mary' s (Cal . )		59 67					
												226 A Denver		56 85					
												237 H Portl and St.		60 71					
												243 A Long Beach St.		59 72					
												243 H Long Beach St.		66 75					
												274 A Idaho		43 60					
												274 H Idaho		58 69					
												289 A Cal Pol y		62 54					
												289 H Cal Pol y		54 67					
												297 A Cal St. Fullerton		58 63					
												297 H Cal St. Fullerton		55 65					
												301 A UC Ri versi de		51 57					
												301 H UC Ri versi de		69 59					

Calist. Northridge

Calst. Northridge

### Non-Div I Games:

Cal St. Northridge

Loss, Non-Conf, S Site, H Home A Away N Neutral



Average RPI Win:		157	WON-LOST RECORD		WINNING PCT. RANK	LAST 10 GAMES	STRENGTH OF SCHEDULE	OPP. STRENGTH OF SCHEDULE	TEAM RPI	ADJ. RPI	CONF. RPI	ADJ CONF. RPI
DIV. I ONLY		10- 19	244	3- 7		83	64	168	164	7	7	
DIV. I NON-CONF.		4- 5	188	0- 0		120	96	149	147	6	6	
TOTALS		RPI 1-25	RPI 26-50		W-L RECORDS		RPI 51-100		RPI 150+			
10- 19		0- 5	0- 5		OVERALL		2- 3		4- 2			
7- 8		0- 2	0- 3		HOME		1- 2		3- 0			
2- 10		0- 2	0- 2		AWAY		1- 1		1- 2			
1- 1		0- 1	0- 0		NEUTRAL		0- 0		0- 0			
4- 5		0- 2	0- 1		NON-CONFERENCE		0- 1		3- 1			
3- 3		0- 1	0- 1		HOME		0- 1		2- 0			
1- 2		0- 1	0- 0		AWAY		0- 0		1- 1			
0- 0		0- 0	0- 0		NEUTRAL		0- 0		0- 0			
6- 14		0- 3	0- 4		CONFERENCE		2- 2		1- 1			
4- 5		0- 1	0- 2		HOME		1- 1		1- 0			
1- 8		0- 1	0- 2		AWAY		1- 1		0- 1			
1- 1		0- 1	0- 0		NEUTRAL		0- 0		0- 0			
RPI 1-25		RPI 26-50		RPI 51-100		RPI 101+		Team's RPI: 164				
RPI S	Opponent	Score	RPI S	Opponent	Score	RPI S	Opponent	Score	RPI S	Opponent	Score	
15 A	Stanford	48 72	26 H	Col orado	47 66	66 A	UCLA	69 61	106 A	Oregon	67 70	
15 H	Stanford	50 53	29 A	Ari zona	51 68	66 H	UCLA	54 72	106 H	Oregon	52 54	
15 N	Stanford	35 60	29 H	Ari zona	53 83	67 A	Southern	62 83	116 A	Oregon St.	37 68	
17 H	Rutgers	49 56	48 A	Washi ngton	54 74		Cal i forni a		116 H	Oregon St.	70 55	
19 A	Georgi a	61 94	48 H	Washi ngton	59 76	67 H	Southern	60 50	118 H	Syracuse	57 53	
							Cal i forni a		121 A	Ari zona St.	47 61	
						100 H	Seton Hal l	56 66	121 H	Ari zona St.	72 67	
									121 N	Ari zona St.	46 38	
									154 H	Pennsylvani a	82 62	
									220 A	St. Mary' s (Cal .)	64 71	
									253 A	Washi ngton St.	64 67	
									253 H	Washi ngton St.	73 61	
									267 A	Mercer	69 60	
									289 H	Cal Poly	63 41	
LAST 10 Div si on I GAMES:												
15 N Stanford		35 60	66 H UCLA		54 72							
121 N Ari zona St.		46 38	48 A Washi ngton		54 74							
29 A Ari zona		51 68	253 A Washi ngton St.		64 67							
121 A Ari zona St.		47 61	106 H Oregon		52 54							
67 H Southern Cal i forni a		60 50	116 H Oregon St.		70 55							

Non-Di v I Games:

Cal i forni a

Cal i forni a

Cal i forni a



Average RPI Win: 255		WON-LOST RECORD	WINNING PCT. RANK	LAST 10 GAMES	STRENGTH OF SCHEDULE	OPP. STRENGTH OF SCHEDULE	TEAM RPI	ADJ. RPI	CONF. RPI	ADJ CONF. RPI
DIV. I ONLY		8- 19	264	2- 8	273	298	286	286	29	29
DIV. I NON-CONF.		3- 7	247	0- 0	247	263	271	271	29	29
TOTALS		RPI 1-25	RPI 26-50	W-L RECORDS	RPI 51-100	RPI 150+				
8- 19		0- 0	0- 0	OVERALL	0- 0	8- 16				
6- 8		0- 0	0- 0	HOME	0- 0	6- 7				
2- 11		0- 0	0- 0	AWAY	0- 0	2- 9				
0- 0		0- 0	0- 0	NEUTRAL	0- 0	0- 0				
3- 7		0- 0	0- 0	NON-CONFERENCE	0- 0	3- 6				
2- 4		0- 0	0- 0	HOME	0- 0	2- 4				
1- 3		0- 0	0- 0	AWAY	0- 0	1- 2				
0- 0		0- 0	0- 0	NEUTRAL	0- 0	0- 0				
5- 12		0- 0	0- 0	CONFERENCE	0- 0	5- 10				
4- 4		0- 0	0- 0	HOME	0- 0	4- 3				
1- 8		0- 0	0- 0	AWAY	0- 0	1- 7				
0- 0		0- 0	0- 0	NEUTRAL	0- 0	0- 0				
RPI 1-25		RPI 26-50		RPI 51-100		RPI 101+		Team's RPI: 286		
RPI S	Opponent	Score	RPI S	Opponent	Score	RPI S	Opponent	Score		
						112	A Western Caro.	55	67	
						141	A Georgia St.	56	84	
						141	H Georgi a St.	47	61	
						152	H UNC Greensboro	57	61	
						160	A UCF	77	83	
						160	A UCF	63	87	
						167	H Davi dson	69	73	
						168	A East Caro.	45	72	
						176	H Hi gh Poi nt	58	59	
						197	A Bel mont	64	72	
						197	H Bel mont	67	64	
						198	H Troy St.	71	80	
						200	H Va. Commonweal th	73	55	
						201	H Fla. Atl antic	107	90	
						219	A Coastal Caro.	53	77	
						230	H Appal achi an St.	64	56	
						238	A Jacksonville St.	68	82	
						238	H Jacksonville St.	54	70	
						266	H Radford	67	80	
						267	H Mercer	61	67	
						299	A Samford	60	50	
						299	H Samford	49	42	
						304	A Gardner-Webb	73	90	
						304	H Gardner-Webb	76	64	
						306	A Stetson	74	82	
						311	A Jacksonville	54	64	
						312	A N. C. A&T	50	42	
		LAST 10 Div		sion I GAMES:						
			160	A UCF	63	87	197	A Bel mont	64	72
			304	A Gardner-Webb	73	90	160	A UCF	77	83
			238	H Jacksonville St.	54	70	201	H Fla. Atl antic	107	90
			141	H Georgi a St.	47	61	267	H Mercer	61	67
			299	A Samford	60	50	198	H Troy St.	71	80

Non-Div I Games: Mount Olive 68 49

Campbell



Average RPI Win: 229		WON-LOST	WINNING	LAST 10	STRENGTH OF	OPP. STRENGTH	TEAM	ADJ.	CONF.	ADJ CONF.
Average RPI Loss: 155		RECORD	PCT. RANK	GAMES	SCHEDULE	OF SCHEDULE	RPI	RPI	RPI	RPI
DIV. I ONLY	16- 14	142	5- 5	237	221	186	189	18	18	
DIV. I NON-CONF.	5- 4	121	0- 0	228	301	183	183	19	19	
TOTALS	RPI 1-25	RPI 26-50	W-L RECORDS	RPI 51-100	RPI 150+					
16- 14	0- 0	0- 0	OVERALL	2- 4	14- 7					
6- 6	0- 0	0- 0	HOME	2- 1	4- 3					
7- 7	0- 0	0- 0	AWAY	0- 2	7- 4					
3- 1	0- 0	0- 0	NEUTRAL	0- 1	3- 0					
5- 4	0- 0	0- 0	NON-CONFERENCE	1- 0	4- 3					
2- 1	0- 0	0- 0	HOME	1- 0	1- 0					
2- 3	0- 0	0- 0	AWAY	0- 0	2- 3					
1- 0	0- 0	0- 0	NEUTRAL	0- 0	1- 0					
11- 10	0- 0	0- 0	CONFERENCE	1- 4	10- 4					
4- 5	0- 0	0- 0	HOME	1- 1	3- 3					
5- 4	0- 0	0- 0	AWAY	0- 2	5- 1					
2- 1	0- 0	0- 0	NEUTRAL	0- 1	2- 0					
RPI S	RPI 1-25 Opponent Score	RPI S	RPI 26-50 Opponent Score	RPI S	RPI 51-100 Opponent Score	RPI S	RPI 101+ Opponent Score	Team's RPI: 189		
				54 A Si ena	70 80	113 A Ni agara	64 84			
				54 H Si ena	57 88	113 H Ni agara	51 80			
				77 A Manhattan	66 69	125 H Vermont	61 67			
				77 H Manhattan	77 69	180 A Eastern Mi ch.	76 70			
				77 N Manhattan	57 71	181 A Fai rfi el d	82 79			
				91 H St. Francis (Pa.)	78 76	181 H Fai rfi el d	71 75			
						190 A St. Peter's	63 59			
						190 H St. Peter's	63 66			
						190 N St. Peter's	83 71			
						203 A Bucknel l	91 100			
						207 A Mari st	60 53			
						207 H Mari st	68 71			
						244 A Loyol a (Md.)	58 72			
						244 H Loyol a (Md.)	81 68			
						250 A Central Mi ch.	62 69			
						251 H Northeastern	84 73			
						256 A UMBC	65 53			
						271 A Ri der	72 63			
						271 H Ri der	86 73			
						283 A Mt. St. Mary' s	77 82			
						306 N Stetson	104 68			
						314 A I ona	68 57			
						314 H I ona	70 59			
						314 N I ona	76 58			
				LAST 10 Div sion I GAMES:						
				77 N Manhattan	57 71	181 A Fai rfi el d	82 79			
				190 N St. Peter's	83 71	54 A Si ena	70 80			
				314 N I ona	76 58	207 H Mari st	68 71			
				244 H Loyol a (Md.)	81 68	113 H Ni agara	51 80			
				271 H Ri der	86 73	77 A Manhattan	66 69			

Non-Div I Games:

Canisius

■ Loss, 
 ■ Non-Conf, S Site, 
 ■ Home 
 ■ Away 
 N Neutral



Centenary (La.)

Through Games Of 2003 FINAL

Average RPI Win: 307		WON-LOST RECORD		WINNING PCT. RANK		LAST 10 GAMES		STRENGTH OF SCHEDULE		OPP. STRENGTH OF SCHEDULE		TEAM RPI		ADJ. RPI		CONF. RPI		ADJ CONF. RPI	
DIV. I ONLY		4- 20		307		2- 6		324		322		322		321		32		32	
DIV. I NON-CONF.		2- 13		296		0- 1		317		324		321		321		32		32	
TOTALS		RPI 1-25		RPI 26-50		W-L RECORDS		RPI 51-100		RPI 150+									
4- 20		0- 1		0- 0		OVERALL		0- 0		4- 18									
3- 6		0- 0		0- 0		HOME		0- 0		3- 6									
1- 12		0- 1		0- 0		AWAY		0- 0		1- 10									
0- 2		0- 0		0- 0		NEUTRAL		0- 0		0- 2									
2- 13		0- 1		0- 0		NON-CONFERENCE		0- 0		2- 10									
1- 3		0- 0		0- 0		HOME		0- 0		1- 3									
1- 7		0- 1		0- 0		AWAY		0- 0		1- 5									
0- 2		0- 0		0- 0		NEUTRAL		0- 0		0- 2									
2- 8		0- 0		0- 0		CONFERENCE		0- 0		2- 8									
2- 3		0- 0		0- 0		HOME		0- 0		2- 3									
0- 5		0- 0		0- 0		AWAY		0- 0		0- 5									
0- 0		0- 0		0- 0		NEUTRAL		0- 0		0- 0									
RPI 1-25		Score		RPI 26-50		Score		RPI 51-100		Score		RPI 101+		Team's RPI: 321		Score			
14	A Loui si ana Tech	47	97									131	A Southern Mi ss.	44	97				
												176	N Hi gh Poi nt	56	83				
												196	A Tex. A&M-Corp.	50	68				
													Chris						
												196	H Tex. A&M-Corp.	47	64				
													Chris						
												202	A UC Irvi ne	56	72				
												205	A Bi rmi ngham-So.	57	75				
												215	A San Di ego St.	58	75				
												218	H La. -Monroe	75	88				
												240	A Li pscomb	49	76				
												240	H Li pscomb	63	76				
												257	N Col gate	63	89				
												268	A Pri nceton	69	97				
												277	H McNeese St.	76	69				
												290	A Mi ssi ssi ppi Val .	62	63				
												290	H Mi ssi ssi ppi Val .	52	64				
												294	A I PFW	69	91				
												294	H I PFW	75	77				
												297	A Cal St. Full erton	61	74				
												305	A Tex. -Pan American	82	87				
												305	H Tex. -Pan American	60	58				
												308	H Ark. -Li ttle Rock	77	89				
												323	A St. Francis (N.Y.)	75	62				
												324	H Morri s Brown	73	57				
LAST 10 Div				sion I GAMES:															
305	A	Tex. -Pan American	82	87	324	H	Morri s Brown	73	57	324	H	Morri s Brown	73	57					
205	A	Bi rmi ngham-So.	57	75	294	H	I PFW	75	77	294	H	I PFW	75	77					
290	A	Mi ssi ssi ppi Val .	62	63	305	H	Tex. -Pan American	60	58	305	H	Tex. -Pan American	60	58					
196	H	Tex. A&M-Corp. Chris	47	64	196	A	Tex. A&M-Corp.	50	68	196	A	Tex. A&M-Corp.	50	68					
240	H	Li pscomb	63	76			Chris												

Centenary (La.)

Centenary (La.)

Non-Di v I Games: Loui si ana Col . 84 66 LeTourneau 94 57 Wiley 77 57 Texas Col . 64 56 Centenary (La.)

Loss, Non-Conf, S Site, H Home A Away N Neutral



14	A	Louisiana Tech	47	97
----	---	----------------	----	----

C

e

n

t

e

n

a

r

y

(

L

a

.

)

C

e

n

t

e

n

a

r

y

(

L

a

.

)



Through Games of 2009 FIVE																			
Average RPI Win: 275		WON-LOST RECORD		WINNING PCT. RANK		LAST 10 GAMES		STRENGTH OF SCHEDULE		OPP. STRENGTH OF SCHEDULE		TEAM RPI		ADJ. RPI		CONF. RPI		ADJ. CONF. RPI	
DIV. I ONLY		8- 20		271		2- 8		256		303		285		287		31		31	
DIV. I NON-CONF.		1- 9		308		0- 0		227		195		305		305		31		31	
TOTALS		RPI 1-25		RPI 26-50		W-L RECORDS		RPI 51-100		RPI 150+									
8- 20		0- 0		0- 2		OVERALL		0- 1		8- 14									
4- 8		0- 0		0- 0		HOME		0- 1		4- 6									
4- 10		0- 0		0- 2		AWAY		0- 0		4- 7									
0- 2		0- 0		0- 0		NEUTRAL		0- 0		0- 1									
1- 9		0- 0		0- 2		NON-CONFERENCE		0- 0		1- 4									
1- 2		0- 0		0- 0		HOME		0- 0		1- 1									
0- 5		0- 0		0- 2		AWAY		0- 0		0- 2									
0- 2		0- 0		0- 0		NEUTRAL		0- 0		0- 1									
7- 11		0- 0		0- 0		CONFERENCE		0- 1		7- 10									
3- 6		0- 0		0- 0		HOME		0- 1		3- 5									
4- 5		0- 0		0- 0		AWAY		0- 0		4- 5									
0- 0		0- 0		0- 0		NEUTRAL		0- 0		0- 0									
RPI 1-25		RPI 26-50		RPI 51-100		RPI 101+		Team's RPI: 287											
RPI S	Opponent	Score	RPI S	Opponent	Score	RPI S	Opponent	Score	RPI S	Opponent	Score								
40	A Xavier	40 68	40	A Harvard	52 64	91	H St. Francis (Pa.)	46 75	102	N St. Louis	43 79								
									125	H Vermont	43 65								
									140	A Boston U.	51 69								
									163	A Dartmouth	64 67								
									179	N UAB	53 70								
									186	A Qui nni pi ac	43 65								
									186	A Sacred Heart	49 70								
									186	H Qui nni pi ac	60 68								
									186	H Sacred Heart	55 63								
									210	A Wagner	60 74								
									210	H Wagner	79 73								
									217	A Monmouth	54 52								
									234	A Long Isl and	67 63								
									234	H Long Isl and	44 51								
									251	A Northeastern	29 62								
									256	A UMBC	57 48								
									256	H UMBC	47 65								
									283	A Mt. St. Mary' s	58 81								
									283	H Mt. St. Mary' s	69 81								
									291	H Yale	65 78								
									310	A Fai rl ei gh Di cki nson	72 80								
									318	H Robert Morris	67 55								
									320	H Lamar	62 32								
									323	A St. Francis (N.Y.)	62 56								
									323	H St. Francis (N.Y.)	59 57								
LAST 10 Division I GAMES:																			
256	A UMBC	57 48	210	A Wagner	60 74														
283	A Mt. St. Mary' s	58 81	186	A Sacred Heart	49 70														
186	H Sacred Heart	55 63	256	H UMBC	47 65														
234	H Long Island	44 51	283	H Mt. St. Mary' s	69 81														
323	A St. Francis (N.Y.)	62 56	186	H Qui nni pi ac	60 68														

Central Conn. St.

■ Loss, ■ Non-Conf, S Site, H Home A Away N Neutral



Central Mich.										Through Games of 2005 FINAL											
Average RPI Win:		233		WON-LOST RECORD		WINNING PCT. RANK		LAST 10 GAMES		STRENGTH OF SCHEDULE		OPP. STRENGTH OF SCHEDULE		TEAM RPI		ADJ. RPI		CONF. RPI		ADJ. CONF. RPI	
DIV. I ONLY		10- 17		232		3- 7				238		173		250		250		15		15	
DIV. I NON-CONF.		5- 5		150		0- 0				275		211		220		223		15		15	
TOTALS		RPI 1-25		RPI 26-50		W-L RECORDS		RPI 51-100		RPI 150+											
10- 17		0- 0		0- 1		OVERALL		0- 4		9- 7											
6- 6		0- 0		0- 0		HOME		0- 2		5- 2											
2- 9		0- 0		0- 0		AWAY		0- 2		2- 4											
2- 2		0- 0		0- 1		NEUTRAL		0- 0		2- 1											
5- 5		0- 0		0- 1		NON-CONFERENCE		0- 0		5- 2											
2- 2		0- 0		0- 0		HOME		0- 0		2- 1											
1- 1		0- 0		0- 0		AWAY		0- 0		1- 0											
2- 2		0- 0		0- 1		NEUTRAL		0- 0		2- 1											
5- 12		0- 0		0- 0		CONFERENCE		0- 4		4- 5											
4- 4		0- 0		0- 0		HOME		0- 2		3- 1											
1- 8		0- 0		0- 0		AWAY		0- 2		1- 4											
0- 0		0- 0		0- 0		NEUTRAL		0- 0		0- 0											
RPI 1-25		RPI 26-50		RPI 51-100		Team's RPI : 250															
RPI S	Opponent	Score	RPI S	Opponent	Score	RPI S	Opponent	Score	RPI S	Opponent	Score										
45 N	Harvard	58 69	72 H	Ball St.	70 78	113 H	Niagara	59 62	117 A	Miami (Ohio)	70 73										
			84 A	Toledo	50 62	135 A	Buffalo	53 72	135 H	Buffalo	54 64										
			95 A	Western Mich.	65 87	138 H	Kent St.	65 58	142 A	Oklahoma St.	57 66										
			95 H	Western Mich.	55 86	177 A	Northern Ill.	43 49	177 H	Northern Ill.	70 62										
						179 N	UAB	44 59	180 A	Eastern Mich.	61 65										
						180 H	Eastern Mich.	47 59	189 H	Canisius	69 62										
						194 H	Oakland	61 39	194 H	Oakland	61 39										
						222 A	Marshall	49 53	222 A	Marshall	49 53										
						245 A	Detroit	57 54	248 A	Bowling Green	45 63										
						248 H	Bowling Green	42 30	248 H	Bowling Green	42 30										
						249 A	Ohio	66 63	249 A	Ohio	66 63										
						265 H	Cleveland St.	63 66	265 H	Cleveland St.	63 66										
						291 N	Yale	49 39	291 N	Yale	49 39										
						298 N	Youngstown St.	56 51	298 N	Youngstown St.	56 51										
						302 H	Akron	80 68	302 H	Akron	80 68										
LAST 10 Division I GAMES:																					
135 A	Buffalo	53 72	117 A	Miami (Ohio)	70 73																
84 A	Toledo	50 62	180 H	Eastern Mich.	47 59																
95 A	Western Mich.	65 87	249 A	Ohio	66 63																
177 H	Northern Ill.	70 62	248 H	Bowling Green	42 30																
135 H	Buffalo	54 64	222 A	Marshall	49 53																

Non-Div I Games: Siena Heights 88 42

Central Mich.

Loss, Non-Conf, S Site, H Home A Away N Neutral



Average RPI Win:		277	WON-LOST	WINNING	LAST 10	STRENGTH OF	OPP. STRENGTH	TEAM	ADJ.	CONF.	ADJ CONF.
Average RPI Loss:		152	RECORD	PCT. RANK	GAMES	SCHEDULE	OF SCHEDULE	RPI	RPI	RPI	RPI
DIV. I ONLY	11- 15	208	2- 8	225	244	237	239	26	26		
DIV. I NON-CONF.	4- 5	188	0- 2	52	4	79	84	11	11		
<hr/>											
TOTALS	RPI 1-25		RPI 26-50		W-L RECORDS		RPI 51-100			RPI 150+	
11- 15	0- 2		0- 0		OVERALL		0- 2			11- 9	
5- 5	0- 0		0- 0		HOME		0- 1			5- 4	
4- 9	0- 2		0- 0		AWAY		0- 1			4- 5	
2- 1	0- 0		0- 0		NEUTRAL		0- 0			2- 0	
4- 5	0- 2		0- 0		NON-CONFERENCE		0- 0			4- 3	
1- 1	0- 0		0- 0		HOME		0- 0			1- 1	
1- 5	0- 2		0- 0		AWAY		0- 0			1- 2	
2- 1	0- 0		0- 0		NEUTRAL		0- 0			2- 0	
7- 8	0- 0		0- 0		CONFERENCE		0- 2			7- 6	
4- 4	0- 0		0- 0		HOME		0- 1			4- 3	
3- 4	0- 0		0- 0		AWAY		0- 1			3- 3	
0- 0	0- 0		0- 0		NEUTRAL		0- 0			0- 0	
<hr/>											
RPI S	RPI 1-25	Score	RPI S	RPI 26-50	Score	RPI S	RPI 51-100	Score	RPI S	RPI 101+	Team's RPI: 239
3	A Duke	38 106				55	A Li berty	52 83	119	A Ga. Southern	52 87
10	A North Carol ina	49 84				55	H Li berty	50 69	124	N Furman	64 84
									166	A El on	73 87
									166	H El on	45 51
									176	A Hi gh Poi nt	56 75
									176	H Hi gh Poi nt	91 54
									205	A Bi rmi ngham-So.	53 58
									205	H Bi rmi ngham-So.	84 94
									219	A Coastal Caro.	66 50
									219	H Coastal Caro.	61 78
									219	H Coastal Caro.	72 78
									258	N Col. of Charleston	58 46
									264	A South Carolina St.	68 79
									266	A Radford	61 59
									266	H Radford	75 65
									293	A Winthrop	69 71
									293	H Winthrop	62 49
									306	H Stetson	57 56
									311	N Jacksonville	59 54
									316	A UNC Asheville	75 57
									316	H UNC Asheville	63 58
									317	A Savannah St.	79 48
<hr/>											
LAST 10 Div sion I GAMES:											
219	H Coastal Caro.	72 78	264	A South Carolina St.	68 79						
219	H Coastal Caro.	61 78	176	A Hi gh Poi nt	56 75						
205	H Bi rmi ngham-So.	84 94	166	A El on	73 87						
293	A Winthrop	69 71	266	H Radford	75 65						
316	H UNC Asheville	63 58	55	H Li berty	50 69						

Charleston So.

Non-Div I Games: Oglethorpe 107 51 Voorhees 88 51 Charleston So.

Loss, Non-Conf, S Site, H Home A Away N Neutral



Average RPI Win: 154		WON-LOST RECORD	WINNING PCT. RANK	LAST 10 GAMES	STRENGTH OF SCHEDULE	OPP. STRENGTH OF SCHEDULE	TEAM RPI	ADJ. RPI	CONF. RPI	ADJ CONF. RPI
DIV. I ONLY		21- 9	46	6- 4	161	73	63	64	9	9
DIV. I NON-CONF.		8- 6	117	0- 1	237	76	159	159	8	8
TOTALS		RPI 1-25	RPI 26-50	W-L RECORDS	RPI 51-100	RPI 150+				
21- 9		0- 2	3- 3	OVERALL	3- 2	10- 2				
12- 0		0- 0	2- 0	HOME	1- 0	5- 0				
7- 8		0- 2	1- 2	AWAY	1- 2	4- 2				
2- 1		0- 0	0- 1	NEUTRAL	1- 0	1- 0				
8- 6		0- 2	0- 1	NON-CONFERENCE	0- 2	7- 1				
5- 0		0- 0	0- 0	HOME	0- 0	4- 0				
2- 6		0- 2	0- 1	AWAY	0- 2	2- 1				
1- 0		0- 0	0- 0	NEUTRAL	0- 0	1- 0				
13- 3		0- 0	3- 2	CONFERENCE	3- 0	3- 1				
7- 0		0- 0	2- 0	HOME	1- 0	1- 0				
5- 2		0- 0	1- 1	AWAY	1- 0	2- 1				
1- 1		0- 0	0- 1	NEUTRAL	1- 0	0- 0				

RPI 1-25		RPI 26-50		RPI 51-100		Team's RPI : 64		RPI 101+			
RPI	S Opponent	Score	RPI	S Opponent	Score	RPI	S Opponent	Score	RPI	S Opponent	Score
12	A Vanderbi l t	43 66	31	A TCU	64 61	53	A Iowa	70 85	102	H St. Louis	70 58
19	A Georgi a	61 80	31	N TCU	65 78	59	A Florida Int'l	58 71	107	A Houston	76 70
			32	A Georgi a Tech	57 67	80	A Marquette	70 58	126	H Memphi s	73 68
			35	A DePaul	68 83	80	N Marquette	67 65	131	H Southern Mi ss.	80 54
			41	H Ci nci nnati	67 62	94	H Loui svi l l e	80 65	134	H James Madi son	68 67
			46	H Tul ane	86 80				158	H Texas A&M	93 72
									167	A Davi dson	76 81
									168	A East Caro.	79 63
									168	H East Caro.	83 57
									179	A UAB	77 56
									200	A Va. Commonweal th	66 62
									230	H Appal achi an St.	70 56
									232	A South Fla.	59 69
									264	H South Caroli na St.	78 55
									270	N Murray St.	61 44
									304	H Gardner-Webb	93 58
									316	A UNC Asheville	85 47

LAST 10 Div sion I GAMES:					
19	A Georgi a	61 80	179	A UAB	77 56
31	N TCU	65 78	232	A South Fla.	59 69
80	N Marquette	67 65	80	A Marquette	70 58
46	H Tul ane	86 80	35	A DePaul	68 83
131	H Southern Mi ss.	80 54	94	H Loui svi l l e	80 65

Charlotte

Non-Div I Games:

Charlotte

Loss, 
Non-Conf, S Site, 
H Home
A Away 
N Neutral



Through Games of 2005 FIVE														
Average RPI Win:		187	WON-LOST			WINNING	LAST 10	STRENGTH OF		OPP. STRENGTH	TEAM	ADJ.	CONF.	ADJ CONF.
Average RPI Loss:		56	RECORD			PCT. RANK	GAMES	SCHEDULE		OF SCHEDULE	RPI	RPI	RPI	RPI
DIV. I ONLY		26- 5			12	9- 1		127		135	35	37	14	14
DIV. I NON-CONF.		7- 3			56	0- 1		73		64	45	47	17	17
TOTALS		RPI 1-25			RPI 26-50	W-L RECORDS		RPI 51-100				RPI 150+		
26- 5		0- 3			0- 0	OVERALL		2- 0				17- 0		
11- 2		0- 1			0- 0	HOME		0- 0				8- 0		
10- 1		0- 0			0- 0	AWAY		1- 0				7- 0		
5- 2		0- 2			0- 0	NEUTRAL		1- 0				2- 0		
7- 3		0- 3			0- 0	NON-CONFERENCE		2- 0				4- 0		
3- 1		0- 1			0- 0	HOME		0- 0				2- 0		
2- 0		0- 0			0- 0	AWAY		1- 0				1- 0		
2- 2		0- 2			0- 0	NEUTRAL		1- 0				1- 0		
19- 2		0- 0			0- 0	CONFERENCE		0- 0				13- 0		
8- 1		0- 0			0- 0	HOME		0- 0				6- 0		
8- 1		0- 0			0- 0	AWAY		0- 0				6- 0		
3- 0		0- 0			0- 0	NEUTRAL		0- 0				1- 0		
RPI 1-25				RPI 26-50	Team's RPI: 37		RPI 51-100				RPI 101+			
RPI S	Opponent	Score	RPI S	Opponent	Score	RPI S	Opponent	Score	RPI S	Opponent	Score	RPI S	Opponent	Score
7 N	Texas Tech	53 66					85 N	Al abama St.	73 55	112 A	Western Caro.	80 64		
19 H	Georgi a	58 79					94 A	Loui sville	84 79	112 H	Western Caro.	69 73		
21 N	South Carol ina	54 68								119 A	Ga. Southern	59 66		
										119 H	Ga. Southern	74 59		
										119 N	Ga. Southern	66 52		
										124 A	Furman	65 50		
										124 H	Furman	80 64		
										124 N	Furman	65 53		
										139 H	George Mason	76 66		
										152 A	UNC Greensboro	76 54		
										152 H	UNC Greensboro	84 54		
										153 N	Loyol a Marymount	59 52		
										167 A	Davi dson	83 58		
										167 H	Davi dson	76 55		
										179 A	UAB	71 60		
										198 H	Troy St.	59 58		
										230 A	Appal achi an St.	87 73		
										230 H	Appal achi an St.	70 48		
										258 A	Col . of Charleston	85 75		
										258 H	Col . of Charleston	76 63		
										258 N	Col . of Charleston	75 49		
										261 A	East Tenn. St.	77 65		
										261 H	East Tenn. St.	90 72		
										296 A	Wofford	94 57		
										296 H	Wofford	76 47		
										299 H	Samford	68 40		
LAST 10 Div				sion I GAMES:										
21 N	South Carol ina	54 68	296 A	Wofford	94 57	230 A	Appal achi an St.	87 73						
119 N	Ga. Southern	66 52	167 H	Davi dson	76 55	124 A	Furman	65 50						
124 N	Furman	65 53	152 H	UNC Greensboro	84 54									
258 N	Col . of Charleston	75 49												
119 H	Ga. Southern	74 59												

### Non-Div I Games:

Chattanooga

Loss, Non-Conf, S Site, H Home A Away N Neutral



Average RPI Win: 229		WON-LOST RECORD		WINNING PCT. RANK		LAST 10 GAMES		STRENGTH OF SCHEDULE		OPP. STRENGTH OF SCHEDULE		TEAM RPI		ADJ. RPI		CONF. RPI		ADJ CONF. RPI		
DIV. I ONLY		13- 16		187		5- 5		259		187		232		235		17		17		
DIV. I NON-CONF.		4- 9		245		0- 1		274		210		273		276		18		18		
TOTALS		RPI 1-25		RPI 26-50		W-L RECORDS		RPI 51-100				RPI 150+								
13- 16		0- 0		0- 0		OVERALL		0- 5				10- 8								
6- 4		0- 0		0- 0		HOME		0- 1				4- 3								
6- 9		0- 0		0- 0		AWAY		0- 3				5- 3								
1- 3		0- 0		0- 0		NEUTRAL		0- 1				1- 2								
4- 9		0- 0		0- 0		NON-CONFERENCE		0- 3				4- 4								
1- 2		0- 0		0- 0		HOME		0- 0				1- 2								
3- 5		0- 0		0- 0		AWAY		0- 2				3- 1								
0- 2		0- 0		0- 0		NEUTRAL		0- 1				0- 1								
9- 7		0- 0		0- 0		CONFERENCE		0- 2				6- 4								
5- 2		0- 0		0- 0		HOME		0- 1				3- 1								
3- 4		0- 0		0- 0		AWAY		0- 1				2- 2								
1- 1		0- 0		0- 0		NEUTRAL		0- 0				1- 1								
RPI 1-25		RPI 26-50		RPI 51-100		RPI 101+		Team's RPI: 235												
RPI S	Opponent	Score	RPI S	Opponent	Score	RPI S	Opponent	Score	RPI S	Opponent	Score	RPI S	Opponent	Score	RPI S	Opponent	Score	RPI S	Opponent	Score
						57	A Western Ky.	67 76	114	A Val parai so	50 66									
						69	A Western Ill.	57 58	114	H Val parai so	69 66									
						69	H Western Ill.	63 74	121	A Arizona St.	63 82									
						72	A Ball St.	48 71	143	A Fordham	43 52									
						80	N Marquette	58 72	148	A UMKC	83 79									
									148	H UMKC	61 57									
									155	A Oral Roberts	38 69									
									155	H Oral Roberts	65 59									
									169	A Wi s. -Milwaukee	66 60									
									185	H Ill. -Chicago	71 72									
									194	A Oakl and	62 72									
									194	H Oakl and	55 60									
									194	N Oakl and	52 60									
									211	H Loyol a (Ill.)	54 66									
									232	A South Fla.	44 56									
									270	H Murray St.	68 48									
									273	A IUPUI	65 61									
									273	H IUPUI	81 60									
									273	N IUPUI	58 53									
									280	A Southern Utah	55 50									
									280	H Southern Utah	77 72									
									292	A Eastern Ill.	70 50									
									296	N Wofford	61 65									
									306	A Stetson	63 42									
LAST 10 Division I GAMES:																				
						194	N Oakl and	52 60	280	H Southern Utah	77 72									
						273	N IUPUI	58 53	114	H Val parai so	69 66									
						194	A Oakl and	62 72	69	H Western Ill.	63 74									
						273	A IUPUI	65 61	155	A Oral Roberts	38 69									
						57	A Western Ky.	67 76	148	A UMKC	83 79									

Non-Div I Games:

Chicago St.



Average RPI Win: 132				WON-LOST RECORD		WINNING PCT. RANK		LAST 10 GAMES		STRENGTH OF SCHEDULE		OPP. STRENGTH OF SCHEDULE		TEAM RPI		ADJ. RPI		CONF. RPI		ADJ CONF. RPI	
Average RPI Loss: 70																					
DIV. I ONLY				23- 8		31		7- 3		94		67		41		41		9		9	
DIV. I NON-CONF.				10- 4		50		0- 1		150		70		68		68		8		8	
TOTALS				RPI 1-25		RPI 26-50		W-L RECORDS		RPI 51-100				RPI 150+							
23- 8				0- 2		4- 2		OVERALL		4- 1				7- 1							
15- 2				0- 1		3- 1		HOME		3- 0				4- 0							
6- 5				0- 1		0- 0		AWAY		1- 1				3- 1							
2- 1				0- 0		1- 1		NEUTRAL		0- 0				0- 0							
10- 4				0- 2		1- 0		NON-CONFERENCE		1- 0				4- 1							
9- 1				0- 1		1- 0		HOME		1- 0				4- 0							
1- 3				0- 1		0- 0		AWAY		0- 0				0- 1							
0- 0				0- 0		0- 0		NEUTRAL		0- 0				0- 0							
13- 4				0- 0		3- 2		CONFERENCE		3- 1				3- 0							
6- 1				0- 0		2- 1		HOME		2- 0				0- 0							
5- 2				0- 0		0- 0		AWAY		1- 1				3- 0							
2- 1				0- 0		1- 1		NEUTRAL		0- 0				0- 0							
RPI 1-25				RPI 26-50		Team's RPI: 41		RPI 51-100		RPI 101+											
RPI S	Opponent		Score	RPI S	Opponent		Score	RPI S	Opponent		Score	RPI S	Opponent		Score						
11	A	Mississippi St.	70 76	31	H	TCU	68 61	64	A	Charlotte	62 67	101	H	Rice	68 54						
18	H	Arkansas	57 71	31	N	TCU	76 85	80	H	Marquette	69 62	102	A	St. Louis	63 69						
				35	H	DePaul	71 67	84	H	Toledo	64 57	103	H	Dayton	73 48						
				35	N	DePaul	81 64	94	A	Louisville	73 66	104	A	Kentucky	67 69						
				40	H	Xavier	61 56	94	H	Louisville	67 48	107	H	Houston	79 69						
				46	H	Tulane	53 62					109	H	Middle Tenn.	79 59						
												126	A	Memphis	74 53						
												131	H	Southern Miss.	63 51						
												131	N	Southern Miss.	61 42						
												145	A	Eastern Ky.	91 78						
												168	A	East Caro.	83 69						
												179	A	UAB	63 60						
												182	A	Nebraska	55 65						
												219	H	Coastal Caro.	92 54						
												232	A	South Fla.	72 37						
												242	H	La. -Lafayette	68 55						
												248	H	Bowling Green	88 57						
												309	H	Lafayette	85 41						



Through Games Of 2003 FINAL											
Clemson											
Average RPI Win: 138				WON-LOST	WINNING	LAST 10	STRENGTH OF	OPP. STRENGTH	TEAM	ADJ.	CONF.
Average RPI Loss: 34				RECORD	PCT. RANK	GAMES	SCHEDULE	OF SCHEDULE	RPI	RPI	RPI
DIV. I ONLY				14- 15	167	3- 7	28	30	64	63	2
DIV. I NON-CONF.				8- 3	43	0- 0	50	133	38	38	2
-----											
TOTALS		RPI 1-25		RPI 26-50		W-L RECORDS	RPI 51-100			RPI 150+	
14- 15		0- 7		1- 4		OVERALL	2- 3			4- 0	
8- 5		0- 3		1- 1		HOME	1- 1			2- 0	
3- 8		0- 3		0- 2		AWAY	1- 2			0- 0	
3- 2		0- 1		0- 1		NEUTRAL	0- 0			2- 0	
8- 3		0- 2		0- 1		NON-CONFERENCE	1- 0			4- 0	
4- 1		0- 1		0- 0		HOME	0- 0			2- 0	
2- 1		0- 1		0- 0		AWAY	1- 0			0- 0	
2- 1		0- 0		0- 1		NEUTRAL	0- 0			2- 0	
6- 12		0- 5		1- 3		CONFERENCE	1- 3			0- 0	
4- 4		0- 2		1- 1		HOME	1- 1			0- 0	
1- 7		0- 2		0- 2		AWAY	0- 2			0- 0	
1- 1		0- 1		0- 0		NEUTRAL	0- 0			0- 0	
-----											
RPI 1-25				RPI 26-50				RPI 51-100 Team's RPI: 63			
RPI S	Opponent		Score	RPI S	Opponent		Score	RPI S	Opponent		Score
3	A	Duke	53 69	30	N	Auburn	58 60	57	A	Western Ky.	69 62
3	H	Duke	49 61	32	A	Georgi a Tech	78 89	61	A	Fl ori da St.	59 68
10	A	North Carol ina	66 70	32	H	Georgi a Tech	63 78	61	H	Fl ori da St.	57 59
10	H	North Carol ina	55 77	33	A	Vi rgi ni a	54 69	79	A	North Carol ina	55 63
10	N	North Carol ina	71 80	33	H	Vi rgi ni a	63 62	79	H	North Carol ina	73 62
16	H	Penn St.	66 80								
21	A	South Carol ina	58 72								
-----											
LAST 10 Div sion I GAMES:											
		10	N	North Carol ina	71	80		79	H	North Carol ina St.	73 62
		133	N	Maryl and	63	61		10	A	North Carol ina	66 70
		61	A	Fl ori da St.	59	68		133	H	Maryl and	85 67
		110	A	Wake Forest	55	66		3	H	Duke	49 61
		32	H	Georgi a Tech	63	78		33	A	Vi rgi ni a	54 69
-----											
RPI 101+											
RPI S	Opponent		Score								
110	A	Wake Forest	55 66								
110	H	Wake Forest	61 45								
117	A	Mi ami (Ohi o)	55 50								
124	H	Furman	91 58								
128	H	Grambl ing	77 52								
133	A	Maryl and	70 59								
133	H	Maryl and	85 67								
133	N	Maryl and	63 61								
176	H	Hi gh Poi nt	84 56								
194	N	Oakl and	70 67								
222	N	Marshal l	45 37								
293	H	Wi nthrop	90 52								

Non-Di v I Games:

Clemson



Cleveland St.										Through Games of 2009 FIVBL															
Average RPI Win:		251		WON-LOST		WINNING		LAST 10		STRENGTH OF		OPP. STRENGTH		TEAM		ADJ.		CONF.		ADJ CONF.					
Average RPI Loss:		170		RECORD		PCT. RANK		GAMES		SCHEDULE		OF SCHEDULE		RPI		RPI		RPI		RPI					
DIV. I ONLY				11- 18		228		5- 5		277				227				263		265		25		25	
DIV. I NON-CONF.				3- 8		254		1- 0		255				230				279		280		21		21	
TOTALS		RPI 1-25		RPI 26-50		W-L RECORDS		RPI 51-100		RPI 150+															
11- 18		0- 1		0- 2		OVERALL		0- 2		11- 11															
6- 6		0- 0		0- 1		HOME		0- 0		6- 4															
4- 9		0- 1		0- 1		AWAY		0- 2		4- 5															
1- 3		0- 0		0- 0		NEUTRAL		0- 0		1- 2															
3- 8		0- 1		0- 0		NON-CONFERENCE		0- 2		3- 3															
1- 3		0- 0		0- 0		HOME		0- 0		1- 2															
2- 3		0- 1		0- 0		AWAY		0- 2		2- 0															
0- 2		0- 0		0- 0		NEUTRAL		0- 0		0- 1															
8- 10		0- 0		0- 2		CONFERENCE		0- 0		8- 8															
5- 3		0- 0		0- 1		HOME		0- 0		5- 2															
2- 6		0- 0		0- 1		AWAY		0- 0		2- 5															
1- 1		0- 0		0- 0		NEUTRAL		0- 0		1- 1															
RPI 1-25				RPI 26-50				RPI 51-100				RPI 101+				Team's RPI: 265									
RPI	S	Opponent	Score	RPI	S	Opponent	Score	RPI	S	Opponent	Score	RPI	S	Opponent	Score										
22	A	Notre Dame	65 107	38	A	Wi s. -Green Bay	73 93	69	A	Western Ill.	68 81	113	H	Niagara	71 73										
				38	H	Wi s. -Green Bay	59 79	95	A	Western Mich.	78 93	133	N	Maryland	62 76										
												169 A Wi s. -Milwaukee				73 89									
												169 H Wi s. -Milwaukee				81 88									
												169 N Wi s. -Milwaukee				83 69									
												185 A Ill. -Chicago				80 85									
												185 H Ill. -Chicago				82 68									
												211 A Loyola (Ill.)				73 78									
												211 H Loyola (Ill.)				77 62									
												231 A Wright St.				64 68									
												231 H Wright St.				79 58									
												245 A Detroit				86 73									
												245 H Detroit				60 61									
												245 N Detroit				74 75									
												248 H Bowling Green				59 62									
												250 A Central Mich.				66 63									
												262 N William & Mary				71 78									
												285 A Butler				69 71									
												285 H Butler				75 66									
												294 A I PFW				80 65									
												294 H I PFW				89 64									
												298 A Youngstown St.				89 72									
												298 H Youngstown St.				81 44									
												302 H Akron				65 73									
				LAST 10 Division I GAMES:																					
				245 N Detroit				74 75	185 A Ill. -Chicago				80 85												
				169 N Wi s. -Milwaukee				83 69	231 H Wright St.				79 58												
				245 A Detroit				86 73	298 A Youngstown St.				89 72												
				294 H I PFW				89 64	169 H Wi s. -Milwaukee				81 88												
				211 A Loyola (Ill.)				73 78	38 H Wi s. -Green Bay				59 79												

Clevelandst.

C  
l  
e  
v  
e  
l  
a  
n  
d  
s  
t  
.

### Non-Div l Games:

Cleveland and St.

Loss, Non-Conf, S Site, H Home A Away N Neutral



Average RPI Win:		271		WON-LOST RECORD		WINNING PCT. RANK		LAST 10 GAMES		STRENGTH OF SCHEDULE		OPP. STRENGTH OF SCHEDULE		TEAM RPI		ADJ. RPI		CONF. RPI		ADJ CONF. RPI	
DIV. I ONLY		11- 15		208		3- 6		177		256		216		219		26		26			
DIV. I NON-CONF.		3- 5		218		0- 2		28		2		75		78		11		11			
TOTALS		RPI 1-25		RPI 26-50		W-L RECORDS		RPI 51-100		RPI 150+											
11- 15		0- 1		0- 1		OVERALL		0- 4		11- 8											
5- 5		0- 0		0- 0		HOME		0- 1		5- 4											
6- 9		0- 1		0- 1		AWAY		0- 2		6- 4											
0- 1		0- 0		0- 0		NEUTRAL		0- 1		0- 0											
3- 5		0- 1		0- 1		NON-CONFERENCE		0- 1		4- 2											
2- 1		0- 0		0- 0		HOME		0- 0		2- 1											
2- 4		0- 1		0- 1		AWAY		0- 0		2- 1											
0- 1		0- 0		0- 0		NEUTRAL		0- 1		0- 0											
7- 9		0- 0		0- 0		CONFERENCE		0- 3		7- 6											
3- 4		0- 0		0- 0		HOME		0- 1		3- 3											
4- 5		0- 0		0- 0		AWAY		0- 2		4- 3											
0- 0		0- 0		0- 0		NEUTRAL		0- 0		0- 0											
RPI 1-25		RPI 26-50		RPI 51-100		Team's RPI : 219															
RPI S	Opponent	Score		RPI S	Opponent	Score		RPI S	Opponent	Score		RPI S	Opponent	Score							
10	A North Carol i na	48 80		41	A Ci nci nnati	54 92		55	A Li berty	40 68		124	A Furman	56 61							
								55	A Li berty	68 78		166	A El on	58 74							
								55	H Li berty	76 82		166	H El on	50 60							
								93 N	UNC Wi lmi ngton	55 87		176	A Hi gh Poi nt	70 90							
												176	H Hi gh Poi nt	47 57							
												205	A Bi rmi ngham-So.	62 48							
												205	H Bi rmi ngham-So.	51 63							
												239	A Charleston So.	78 61							
												239	A Charleston So.	78 72							
												239	H Charleston So.	50 66							
												258	A Col . of Charleston	61 90							
												261	H East Tenn. St.	72 62							
												266	A Radford	48 38							
												266	H Radford	96 94							
												286	H Campbell I	77 53							
												293	A Wi nthrop	80 87							
												293	H Wi nthrop	78 71							
												296	A Wofford	74 72							
												316	A UNC Asheville	64 49							
												316	H UNC Asheville	53 47							
LAST 10 Division I GAMES:																					
55	A	Li berty	68	78	316	H	UNC Asheville	53	47												
239	A	Charleston So.	78	72	293	A	Winthrop	80	87												
239	A	Charleston So.	78	61	166	A	El on	58	74												
10	A	North Carol i na	48	80	176	A	Hi gh Poi nt	70	90												
205	H	Bi rmi ngham-So.	51	63	55	H	Li berty	76	82												

## Non-Div I Games: Coker

83 59

Southern Va.

119 66

Coastal Caro.



Average RPI Win: 271		WON-LOST	WINNING	LAST 10	STRENGTH OF	OPP. STRENGTH	TEAM	ADJ.	CONF.	ADJ CONF.
Average RPI Loss: 136		RECORD	PCT. RANK	GAMES	SCHEDULE	OF SCHEDULE	RPI	RPI	RPI	RPI
DIV. I ONLY	8- 19	264	2- 8	183	198	258	258	14	14	
DIV. I NON-CONF.	3- 4	201	0- 0	212	298	226	227	17	17	
TOTALS	RPI 1-25	RPI 26-50	W-L RECORDS	RPI 51-100	RPI 150+					
8- 19	0- 1	0- 3	OVERALL	0- 0	8- 9					
4- 7	0- 0	0- 1	HOME	0- 0	4- 3					
3- 9	0- 1	0- 1	AWAY	0- 0	3- 4					
1- 3	0- 0	0- 1	NEUTRAL	0- 0	1- 2					
3- 4	0- 1	0- 0	NON-CONFERENCE	0- 0	3- 3					
2- 0	0- 0	0- 0	HOME	0- 0	2- 0					
1- 2	0- 1	0- 0	AWAY	0- 0	1- 1					
0- 2	0- 0	0- 0	NEUTRAL	0- 0	0- 2					
5- 15	0- 0	0- 3	CONFERENCE	0- 0	5- 6					
2- 7	0- 0	0- 1	HOME	0- 0	2- 3					
2- 7	0- 0	0- 1	AWAY	0- 0	2- 3					
1- 1	0- 0	0- 1	NEUTRAL	0- 0	1- 0					
RPI S Opponent Score	RPI 1-25	RPI S Opponent Score	RPI 26-50	RPI S Opponent Score	RPI 51-100	RPI S Opponent Score	RPI 101+ Team's RPI: 258			
21 A South Carolina	54 83	37 A Chattanooga	63 76	37 H Chattanooga	75 85	37 N Chattanooga	49 75	112 A Western Caro.	62 63	
								112 H Western Caro.	64 65	
								119 A Ga. Southern	58 74	
								119 H Ga. Southern	77 78	
								124 A Furman	49 87	
								124 H Furman	49 74	
								152 A UNC Greensboro	57 63	
								152 H UNC Greensboro	70 75	
								154 N Pennsylvani a	73 81	
								167 A Davi dson	50 63	
								167 H Davi dson	56 65	
								219 H Coastal Caro.	90 61	
								225 A Navy	62 76	
								230 A Appal achi an St.	69 80	
								230 H Appal achi an St.	65 60	
								239 N Charleston So.	46 58	
								261 A East Tenn. St.	74 71	
								261 H East Tenn. St.	80 82	
								261 N East Tenn. St.	76 60	
								293 H W nthrop	85 66	
								296 A Wofford	79 67	
								296 H Wofford	81 63	
								311 A Jacksonvill e	63 57	
LAST 10 Division I GAMES:										
37 N Chattanooga	49 75	112 A Western Caro.	62 63	230 H Appal achi an St.	65 60	261 H East Tenn. St.	80 82	119 A Ga. Southern	58 74	
261 N East Tenn. St.	76 60	261 H East Tenn. St.	80 82	37 H Chattanooga	75 85					
167 H Davi dson	56 65									
124 A Furman	49 87									
152 H UNC Greensboro	70 75									



Through Games of 2009 FIVRE										
Average RPI Win: 252		WON-LOST RECORD	WINNING PCT. RANK	LAST 10 GAMES	STRENGTH OF SCHEDULE	OPP. STRENGTH OF SCHEDULE	TEAM RPI	ADJ. RPI	CONF. RPI	ADJ CONF. RPI
DIV. I ONLY		9- 18	247	3- 7	189	252	256	257	22	23
DIV. I NON-CONF.		5- 7	207	0- 0	198	273	212	213	24	24
TOTALS		RPI 1-25	RPI 26-50	W-L RECORDS	RPI 51-100	RPI 150+				
9- 18		0- 0	0- 1	OVERALL	0- 3	9- 11				
3- 5		0- 0	0- 0	HOME	0- 1	3- 4				
3- 11		0- 0	0- 1	AWAY	0- 2	3- 6				
3- 2		0- 0	0- 0	NEUTRAL	0- 0	3- 1				
5- 7		0- 0	0- 1	NON-CONFERENCE	0- 1	5- 2				
1- 0		0- 0	0- 0	HOME	0- 0	1- 0				
1- 6		0- 0	0- 1	AWAY	0- 1	1- 2				
3- 1		0- 0	0- 0	NEUTRAL	0- 0	3- 0				
4- 11		0- 0	0- 0	CONFERENCE	0- 2	4- 9				
2- 5		0- 0	0- 0	HOME	0- 1	2- 4				
2- 5		0- 0	0- 0	AWAY	0- 1	2- 4				
0- 1		0- 0	0- 0	NEUTRAL	0- 0	0- 1				
RPI 1-25		RPI 26-50		RPI 51-100		RPI 101+		Team's RPI : 257		
RPI S	Opponent	Score	RPI S	Opponent	Score	RPI S	Opponent	Score		
45	A Harvard	54 69	56	A Holy Cross	63 68	108	A Iowa St.	46 86		
			56	H Holy Cross	68 76	119	N Ga. Southern	65 68		
			87	A Georgetown	55 72	135	A Buffal o	46 65		
						178	A Ameri can	51 54		
						178	H Ameri can	64 71		
						178	N Ameri can	65 71		
						195	A New Orle ans	38 73		
						203	A Bucknel l	75 82		
						203	H Bucknel l	62 70		
						210	H Wagner	83 75		
						225	A Navy	57 73		
						225	H Navy	76 65		
						227	A Lehi gh	72 60		
						227	H Lehi gh	77 83		
						229	A Col umbi a	63 78		
						230	N Appal achi an St.	64 53		
						234	N Long Isl and	49 41		
						236	A Army	64 73		
						236	H Army	65 62		
						276	A Cornel l	76 64		
						309	A Lafayette	71 59		
						309	H Lafayette	80 89		
						321	N Centenary (La.)	89 63		
			LAST 10 Division I GAMES:							
			178	N Ameri can	65 71	236	A Army	64 73		
			203	A Bucknel l	75 82	56	H Holy Cross	68 76		
			227	A Lehi gh	72 60	309	A Lafayette	71 59		
			178	H Ameri can	64 71	227	H Lehi gh	77 83		
			225	H Navy	76 65	203	H Bucknel l	62 70		

### Non-Div I Games:

Col gate

Loss, Non-Conf, S Site, H Home A Away N Neutral



Average RPI Win:	118	WON-LOST	WINNING	LAST 10	STRENGTH OF	OPP. STRENGTH	TEAM	ADJ.	CONF.	ADJ CONF.
Average RPI Loss:	15	RECORD	PCT. RANK	GAMES	SCHEDULE	OF SCHEDULE	RPI	RPI	RPI	RPI

DIV. I ONLY	24- 8	26	6- 4	56	18	26	26	5	5
DIV. I NON-CONF.	12- 2	16	2- 1	83	24	20	19	5	5

TOTALS	RPI 1-25	RPI 26-50	W-L RECORDS	RPI 51-100	RPI 150+
24- 8	1- 7	3- 0	OVERALL	5- 1	7- 0
13- 3	1- 3	2- 0	HOME	4- 0	3- 0
9- 3	0- 2	0- 0	AWAY	1- 1	3- 0
2- 2	0- 2	1- 0	NEUTRAL	0- 0	1- 0
12- 2	1- 2	1- 0	NON-CONFERENCE	3- 0	4- 0
7- 1	1- 1	1- 0	HOME	2- 0	2- 0
4- 0	0- 0	0- 0	AWAY	1- 0	1- 0
1- 1	0- 1	0- 0	NEUTRAL	0- 0	1- 0
12- 6	0- 5	2- 0	CONFERENCE	2- 1	3- 0
6- 2	0- 2	1- 0	HOME	2- 0	1- 0
5- 3	0- 2	0- 0	AWAY	0- 1	2- 0
1- 1	0- 1	1- 0	NEUTRAL	0- 0	0- 0

RPI 1-25				RPI 26-50				Team's RPI: 26				RPI 51-100				RPI 101+			
RPI	S	Opponent	Score	RPI	S	Opponent	Score		RPI	S	Opponent	Score	RPI	S	Opponent	Score			
5	H	Villanova	54 59	34	H	Oklahoma	61 57		51	H	Brigham Young	84 45	101	H	Rice	85 66			
5	N	Villanova	51 53	34	N	Oklahoma	73 68		52	H	Baylor	66 59	108	A	Iowa St.	79 71			
6	A	Texas	55 75	47	H	Colorado St.	65 51		67	H	Southern Cal i forni a	93 86	108	H	Iowa St.	64 63			
6	N	Texas	47 62						71	A	Missouri	52 71	118	A	Syracuse	78 75			
7	H	Texas Tech	58 80						71	H	Missouri	69 48	135	A	Buffalo	76 47			
9	A	Kansas St.	36 61						81	A	Wyoming	73 62	142	A	Oklahoma St.	64 50			
9	H	Kansas St.	59 67										146	A	Kansas	71 50			
10	H	North Carolina	86 67										146	H	Kansas	73 42			
													158	A	Texas A&M	55 49			
													164	A	Cal i forni a	66 47			
													182	A	Nebraska	70 56			
													182	H	Nebraska	74 54			
													184	N	Evansville	74 42			
													245	H	Detroit	86 43			
													255	H	Hartford	69 40			
LAST 10 Division I GAMES:																			
				5	N	Villanova	51 53		182	A	Nebraska	70 56							
				10	H	North Carolina	86 67		9	H	Kansas St.	59 67							
				51	H	Brigham Young	84 45		108	A	Iowa St.	79 71							
				6	N	Texas	47 62		71	H	Missouri	69 48							
				34	N	Oklahoma	73 68		6	A	Texas	55 75							

Non-Di v I Games:

Col orado

Loss, Non-Conf, S Site, H Home A Away N Neutral

C  
o  
l  
o  
r  
a  
d  
o

C  
o  
l  
o  
r  
a  
d  
o



Colorado St.														
Average RPI Win:		122	WON-LOST RECORD		WINNING PCT. RANK	LAST 10 GAMES		STRENGTH OF SCHEDULE		OPP. STRENGTH OF SCHEDULE	TEAM RPI	ADJ. RPI	CONF. RPI	ADJ CONF. RPI
Average RPI Loss:		62												
DIV. I ONLY		20- 13	97		7- 3		35		72		46	47	6	6
DIV. I NON-CONF.		10- 6	98		2- 1		46		62		48	48	9	9
-----														
TOTALS		RPI 1-25		RPI 26-50		W-L RECORDS		RPI 51-100		RPI 150+				
20- 13		0- 2		4- 4		OVERALL		7- 5		8- 1				
16- 1		0- 0		4- 0		HOME		5- 1		6- 0				
3- 11		0- 2		0- 3		AWAY		1- 4		2- 1				
1- 1		0- 0		0- 1		NEUTRAL		1- 0		0- 0				
10- 6		0- 2		2- 1		NON-CONFERENCE		3- 3		5- 0				
8- 1		0- 0		2- 0		HOME		2- 1		4- 0				
2- 5		0- 2		0- 1		AWAY		1- 2		1- 0				
0- 0		0- 0		0- 0		NEUTRAL		0- 0		0- 0				
10- 7		0- 0		2- 3		CONFERENCE		4- 2		3- 1				
8- 0		0- 0		2- 0		HOME		3- 0		2- 0				
1- 6		0- 0		0- 2		AWAY		0- 2		1- 1				
1- 1		0- 0		0- 1		NEUTRAL		1- 0		0- 0				
-----														
RPI 1-25														
RPI S	Opponent		Score		RPI 26-50		Team's RPI: 47		RPI 51-100		RPI 101+		Score	
13	A	Boston College	60	75	26	A	Colorado	51	65	51	A	Brigham Young	56	71
22	A	Notre Dame	45	46	27	A	New Mexico	54	74	51	H	Brigham Young	71	70
					27	H	New Mexico	66	53	52	A	Baylor	69	78
					27	N	New Mexico	51	65	56	A	Holy Cross	73	69
					28	A	Utah	50	73	67	H	Southern	58	59
					28	H	Utah	56	44			Cal i forni a		
					40	H	Xavier	68	64	71	H	Missouri	62	61
					42	H	UC Santa Barb.	55	44	81	A	Wyomi ng	64	69
										81	H	Wyomi ng	73	51
										81	H	Wyomi ng	73	64
										81	N	Wyomi ng	59	56
										82	H	Montana St.	87	74
										90	A	Mi chi gan	72	83
LAST 10 Division I GAMES:														
					52	A	Bayl or	69	78	81	N	Wyomi ng	59	56
					71	H	Mi ssouri	62	61	215	H	San Di ego St.	81	49
					81	H	Wyomi ng	73	64	111	H	UNLV	74	36
					82	H	Montana St.	87	74	81	H	Wyomi ng	73	51
					27	N	New Mexi co	51	65	27	A	New Mexi co	54	74

Non-Div I Games:	Metro St.	60	53
------------------	-----------	----	----

Col orado St.

Loss, Non-Conf, S Site, H Home A Away N Neutral



Average RPI Win:		248	WON-LOST RECORD		WINNING PCT. RANK		LAST 10 GAMES		STRENGTH OF SCHEDULE		OPP. STRENGTH OF SCHEDULE		TEAM RPI		ADJ. RPI		CONF. RPI		ADJ CONF. RPI	
Average RPI Loss:		157																		
DIV. I ONLY		11- 16	217		2- 8				188		237		228		229		20		20	
DIV. I NON-CONF.		7- 6	138		0- 0				187		266		160		162		22		23	
TOTALS		RPI 1-25	RPI 26-50		W-L RECORDS		RPI 51-100				RPI 150+									
11- 16		0- 0	0- 3		OVERALL		0- 2				11- 11									
7- 6		0- 0	0- 1		HOME		0- 0				7- 5									
4- 10		0- 0	0- 2		AWAY		0- 2				4- 6									
0- 0		0- 0	0- 0		NEUTRAL		0- 0				0- 0									
7- 6		0- 0	0- 1		NON-CONFERENCE		0- 2				7- 3									
5- 1		0- 0	0- 0		HOME		0- 0				5- 1									
2- 5		0- 0	0- 1		AWAY		0- 2				2- 2									
0- 0		0- 0	0- 0		NEUTRAL		0- 0				0- 0									
4- 10		0- 0	0- 2		CONFERENCE		0- 0				4- 8									
2- 5		0- 0	0- 1		HOME		0- 0				2- 4									
2- 5		0- 0	0- 1		AWAY		0- 0				2- 4									
0- 0		0- 0	0- 0		NEUTRAL		0- 0				0- 0									
RPI 1-25		RPI 26-50		RPI 51-100		RPI 101+		Team's RPI : 229												
RPI S	Opponent	Score	RPI S	Opponent	Score	RPI S	Opponent	Score	RPI S	Opponent	Score	RPI S	Opponent	Score	RPI S	Opponent	Score	RPI S	Opponent	Score
40	A Xavier	38 61	87	A Georgetown	49 70	154	A Pennsylvani a	56 57	154	H Pennsylvani a	62 72	159	A Brown	66 71	159	H Brown	67 71	163	A Dartmouth	66 68
45	A Harvard	74 78	94	A Loui sville	54 78	163	H Dartmouth	48 62	186	H Sacred Heart	73 69	207	H Mari st	65 53	210	A Wagner	55 56	217	A Monmouth	54 57
45	H Harvard	62 90				227	H Lehi gh	62 61	234	A Long Isl and	51 50	236	H Army	60 65	252	H Bi nghamton	75 65	257	H Col gate	78 63
						268	A Pri nceton	75 66	268	H Pri nceton	66 63	276	A Cornel l	61 58	276	H Cornel l	67 47	278	A Hofstra	64 61
						291	A Yal e	58 61	291	H Yal e	60 71									
LAST 10 Div si on I GAMES:																				
268	H Pri nceton	66 63	159	H Brown	67 71	163	H Dartmouth	48 62	45	H Harvard	62 90	154	A Pennsylvani a	56 57	268	A Pri nceton	75 66			
154	H Pennsylvani a	62 72																		
45	A Harvard	74 78																		
163	A Dartmouth	66 68																		
291	H Yal e	60 71																		

C  
o  
l  
u  
m  
b  
i  
aC  
o  
l  
u  
m  
b  
i  
a

### Non-Div l Games:

Col umbi a

Loss, Non-Conf, S Site, H Home A Away N Neutral



## Connecticut

## Through Games Of 2003 FINAL

Average RPI Win: 74				WON-LOST RECORD		WINNING PCT. RANK		LAST 10 GAMES		STRENGTH OF SCHEDULE		OPP. STRENGTH OF SCHEDULE		TEAM RPI		ADJ. RPI		CONF. RPI		ADJ CONF. RPI							
Average RPI Loss: 5																											
DIV. I ONLY				37- 1		1		9- 1		10		3		2		2		3		3							
DIV. I NON-CONF.				18- 0		1		5- 0		15		7		2		2		4		4							
TOTALS				RPI 1-25		RPI 26-50		W-L RECORDS		RPI 51-100		RPI 150+															
37- 1				13- 1		4- 0		OVERALL		11- 0		5- 0															
15- 0				5- 0		3- 0		HOME		3- 0		1- 0															
14- 0				3- 0		0- 0		AWAY		7- 0		3- 0															
8- 1				5- 1		1- 0		NEUTRAL		1- 0		1- 0															
18- 0				5- 0		4- 0		NON-CONFERENCE		5- 0		3- 0															
7- 0				1- 0		3- 0		HOME		1- 0		1- 0															
6- 0				1- 0		0- 0		AWAY		4- 0		1- 0															
5- 0				3- 0		1- 0		NEUTRAL		0- 0		1- 0															
19- 1				8- 1		0- 0		CONFERENCE		6- 0		2- 0															
8- 0				4- 0		0- 0		HOME		2- 0		0- 0															
8- 0				2- 0		0- 0		AWAY		3- 0		2- 0															
3- 1				2- 1		0- 0		NEUTRAL		1- 0		0- 0															
RPI 1-25				Team's RPI: 2		RPI 26-50		RPI 51-100		RPI 101+																	
RPI	S	Opponent			Score		RPI	S	Opponent			Score		RPI	S	Opponent			Score								
1	H	Tennessee			63 62		31	H	TCU			81 66		56	A	Holy Cross			68 46		118	H	Syracuse			75 51	
1	N	Tennessee			73 68		34	N	Oklahoma			73 60		61	A	Florida St.			74 55		123	H	West Virginia			78 58	
3	A	Duke			77 65		39	H	St. Joseph's			82 48		65	A	Miami (Fla.)			81 60		127	A	Pittsburgh			76 55	
5	H	Villanova			58 38		43	H	Pepperdine			109 48		67	H	Southern California			68 44		140	H	Boston U.			91 44	
5	N	Villanova			48 52								79	A	North Carolina St.			78 50		170	A	St. John's (N.Y.)			87 46		
6	N	Texas			71 69								87	H	Georgetown			72 49		172	A	Providence			70 52		
8	N	Purdue			73 64								88	A	Hawaii			60 53		226	N	Denver			85 29		
13	A	Boston College			83 75								100	A	Seton Hall			53 48		231	H	Wright St.			85 39		
13	N	Boston College			70 49								100	H	Seton Hall			84 44		232	A	South Fla.			72 56		
17	H	Rutgers			67 62								100	N	Seton Hall			70 47									
22	A	Notre Dame			72 53																						
22	H	Notre Dame			77 59																						
25	H	Virginia Tech			69 57																						
25	N	Virginia Tech			71 54																						
LAST 10 Division I GAMES:																											
1 N Tennessee							73 68		140 H Boston U.							91 44											
6 N Texas							71 69		5 N Villanova							48 52											
8 N Purdue							73 64		25 N Virginia Tech							71 54											
13 N Boston College							70 49		100N Seton Hall							70 47											
31 H TCU							81 66		123 H West Virginia							78 58											

Connecticut

Non-Div I Games:

Connecticut

■ Loss, 
 ■ Non-Conf, S Site, 
 ■ Home 
 ■ Away 
 N Neutral



Average RPI Win: 279		WON-LOST	WINNING	LAST 10	STRENGTH OF	OPP. STRENGTH	TEAM	ADJ.	CONF.	ADJ CONF.
Average RPI Loss: 197		RECORD	PCT. RANK	GAMES	SCHEDULE	OF SCHEDULE	RPI	RPI	RPI	RPI
DIV. I ONLY		11- 18	228	5- 5	302	319	275	279	30	30
DIV. I NON-CONF.		3- 6	230	0- 0	253	279	265	267	30	30
<hr/>										
TOTALS		RPI 1-25	RPI 26-50	W-L RECORDS		RPI 51-100	RPI 150+			
11- 18		0- 0	0- 0	OVERALL		0- 3	11- 13			
5- 6		0- 0	0- 0	HOME		0- 1	5- 5			
3- 11		0- 0	0- 0	AWAY		0- 2	3- 7			
3- 1		0- 0	0- 0	NEUTRAL		0- 0	3- 1			
3- 6		0- 0	0- 0	NON-CONFERENCE		0- 1	3- 3			
1- 1		0- 0	0- 0	HOME		0- 0	1- 1			
0- 5		0- 0	0- 0	AWAY		0- 1	0- 2			
2- 0		0- 0	0- 0	NEUTRAL		0- 0	2- 0			
8- 12		0- 0	0- 0	CONFERENCE		0- 2	8- 10			
4- 5		0- 0	0- 0	HOME		0- 1	4- 4			
3- 6		0- 0	0- 0	AWAY		0- 1	3- 5			
1- 1		0- 0	0- 0	NEUTRAL		0- 0	1- 1			
<hr/>										
RPI 1-25		RPI 26-50		RPI 51-100		RPI 101+		Team's RPI: 279		
RPI S	Opponent	Score	RPI S	Opponent	Score	RPI S	Opponent	Score		
						83	A Hampton	35 37	123	A West Virginia
						83	H Hampton	85 88	133	A Maryland
						100	A Seton Hall	49 77	183	A Delaware St.
									183	H Delaware St.
									183	N Delaware St.
									190	A St. Peter's
									198	N Troy St.
									208	H Howard
									213	A Drexel
									223	A Florida A&M
									223	H Florida A&M
									247	A Bethune-Cookman
									247	H Bethune-Cookman
									264	A South Carolina St.
									264	H South Carolina St.
									276	H Cornell
									276	N Cornell
									282	A Md. -East. Shore
									283	H Mt. St. Mary's
									288	A Norfolk St.
									288	H Norfolk St.
									312	A N. C. A&T
									312	H N. C. A&T
									312	N N. C. A&T
									322	A Morgan St.
									322	H Morgan St.
<hr/>										
LAST 10 Division I GAMES:										
						183	N Delaware St.	45 68	183	A Delaware St.
						312	N N. C. A&T	71 65	83	H Hampton
						322	H Morgan St.	77 45	288	H Norfolk St.
						247	H Bethune-Cookman	71 50	264	A South Carolina St.
						223	H Florida A&M	63 68	312	A N. C. A&T

Non-Div I Games:

Coppin St.

■ Loss, 
 ■ Non-Conf, 
 ■ S Site, 
 ■ H Home 
 ■ A Away 
 N Neutral



Average RPI Win: 273  
Average RPI Loss: 183

WON-LOST  
RECORD

WINNING  
PCT. RANK

LAST 10  
GAMES

STRENGTH OF  
SCHEDULE

OPP. STRENGTH  
OF SCHEDULE

TEAM  
RPI

ADJ.  
RPI

CONF.  
RPI

ADJ CONF.  
RPI

DIV. I ONLY  
DIV. I NON-CONF.

10- 17  
6- 7

232  
167

3- 7  
0- 0

308  
318

251  
308

276  
282

276  
282

20  
22

20  
23

TOTALS

RPI 1-25

RPI 26-50

W-L RECORDS

RPI 51-100

RPI 150+

10- 17

0- 0

0- 2

OVERALL

0- 0

10- 13

6- 5

0- 0

0- 1

HOME

0- 0

6- 4

2- 11

0- 0

0- 1

AWAY

0- 0

2- 8

2- 1

0- 0

0- 0

NEUTRAL

0- 0

2- 1

6- 7

0- 0

0- 0

NON-CONFERENCE

0- 0

6- 5

3- 1

0- 0

0- 0

HOME

0- 0

3- 1

1- 5

0- 0

0- 0

AWAY

0- 0

1- 3

2- 1

0- 0

0- 0

NEUTRAL

0- 0

2- 1

4- 10

0- 0

0- 2

CONFERENCE

0- 0

4- 8

3- 4

0- 0

0- 1

HOME

0- 0

3- 3

1- 6

0- 0

0- 1

AWAY

0- 0

1- 5

0- 0

0- 0

0- 0

NEUTRAL

0- 0

0- 0

RPI 1-25

RPI 26-50

RPI 51-100

RPI 101+

Team's RPI: 276






































RPI S Opponent Score

RPI S Opponent Score









RPI S Opponent Score










RPI S Opponent Score

45  Harvard 47  61  
45  Harvard 71  77

118  Syracuse 47  76  
135  Buffalo 35  61  
154  Pennsylvani a 65  75  
154  Pennsylvani a 52  65  
159  Brown 63  73  
159  Brown 78 59  
163  Dartmouth 54  61  
163  Dartmouth 58  63  
212 N Tenn. -Mart in 71 66  
227  Lehi gh 57  79  
229  Col umbi a 47  67  
229  Col umbi a 58  61  
236  Army 54  62  
252  Bi nghamton 48  66  
257  Col gate 64  76  
268  Pri ncton 63  66  
268  Pri ncton 64 50  
279  Coppi n St. 62 41  
279 N Coppi n St. 63  68  
284  Al bany (N. Y. ) 57 41  
291  Yale 80 70  
291  Yale 61 53  
309  Lafayette 64 43  
310 N Fai rlei gh Di cki nson 71 49  
323  St. Francis (N. Y. ) 84 68

LAST 10 Div sion I GAMES:





154  Pennsylvani a 52  65  
268  Pri ncton 64 50  
163  Dartmouth 54  61  
45  Harvard 47  61  
159  Brown 78 59

291  Yale 61 53  
45  Harvard 71  77  
163  Dartmouth 58  63  
268  Pri ncton 63  66  
154  Pennsylvani a 65  75

C  
o  
r  
n  
e  
l  
lC  
o  
r  
n  
e  
l  
l

Non-Di v I Games:

Cornell

 Loss,  Non-Conf, S Site,  Home  Away N Neutral



Average RPI Win: 146		WON-LOST RECORD		WINNING PCT. RANK		LAST 10 GAMES		STRENGTH OF SCHEDULE		OPP. STRENGTH OF SCHEDULE		TEAM RPI		ADJ. RPI		CONF. RPI		ADJ CONF. RPI	
DIV. I ONLY		24- 9		36		7- 3		95		106		50		50		11		11	
DIV. I NON-CONF.		10- 3		30		3- 1		60		54		32		33		12		12	
TOTALS		RPI 1-25		RPI 26-50		W-L RECORDS		RPI 51-100		RPI 150+									
24- 9		0- 1		0- 1		OVERALL		8- 5		11- 1									
13- 1		0- 0		0- 1		HOME		5- 0		5- 0									
10- 7		0- 1		0- 0		AWAY		3- 4		5- 1									
1- 1		0- 0		0- 0		NEUTRAL		0- 1		1- 0									
10- 3		0- 1		0- 1		NON-CONFERENCE		5- 1		3- 0									
4- 1		0- 0		0- 1		HOME		2- 0		1- 0									
6- 2		0- 1		0- 0		AWAY		3- 1		2- 0									
0- 0		0- 0		0- 0		NEUTRAL		0- 0		0- 0									
14- 6		0- 0		0- 0		CONFERENCE		3- 4		8- 1									
9- 0		0- 0		0- 0		HOME		3- 0		4- 0									
4- 5		0- 0		0- 0		AWAY		0- 3		3- 1									
1- 1		0- 0		0- 0		NEUTRAL		0- 1		1- 0									
RPI 1-25		RPI 26-50		Team's RPI: 50		RPI 51-100		RPI 101+											
RPI S	Opponent	Score		RPI S	Opponent	Score		RPI S	Opponent	Score		RPI S	Opponent	Score					
7	A Texas Tech	70 98		30	H Auburn	62 73		53	A Iowa	70 64		115	A Drake	70 56					
								53	H Iowa	89 82		115	H Drake	63 51					
								54	A Si ena	96 86		137	A Wi chi ta St.	73 74					
								69	H Western Ill.	70 61		137	H Wi chi ta St.	84 76					
								70	A Mai ne	74 67		146	A Kansas	72 58					
								75	A Indi ana St.	70 75		148	H UMKC	77 60					
								75	H Indi ana St.	72 59		151	A Bradl ey	72 61					
								78	A Southwest Mo. St.	71 73		151	H Bradl ey	89 75					
								78	H Southwest Mo. St.	78 69		182	H Nebraska	55 40					
								78 N	Southwest Mo. St.	70 81		184	A Evansville	84 64					
								89	A Northern Iowa	55 63		184	H Evansville	98 75					
								89	H Northern Iowa	86 65		202	A UC I rvi ne	80 57					
								90	A Mi chi gan	66 75		215	A San Di ego St.	79 72					
												254	A Illi noi s St.	77 72					
												254	H Illi noi s St.	72 50					
												254 N	Illinois St.	70 54					
												260	A Southern Ill.	63 70					
												260	H Southern Ill.	69 54					
LAST 10 Div sion I GAMES:																			
30	H Auburn	62 73		254	N Illinois St.	70 54													
53	A Iowa	70 64		89	A Northern Iowa	55 63													
54	A Si ena	96 86		151	A Bradl ey	72 61													
70	A Mai ne	74 67		254	H Illinois St.	72 50													
78 N	Southwest Mo. St.	70 81		75	H Indi ana St.	72 59													

Non-Div I Games:

Creighton

Loss, 
Non-Conf, S Site, 
H Home
A Away 
N Neutral



Average RPI Win: 247				WON-LOST RECORD		WINNING PCT. RANK		LAST 10 GAMES		STRENGTH OF SCHEDULE		OPP. STRENGTH OF SCHEDULE		TEAM RPI		ADJ. RPI		CONF. RPI		ADJ CONF. RPI	
DIV. I ONLY				15- 12		123		8- 2		201		217		162		163		20		20	
DIV. I NON-CONF.				6- 7		167		0- 0		202		221		197		199		22		23	
TOTALS				RPI 1-25		RPI 26-50		W-L RECORDS		RPI 51-100		RPI 150+									
15- 12				0- 0		0- 3		OVERALL		1- 3		14- 6									
9- 4				0- 0		0- 1		HOME		1- 2		8- 1									
6- 7				0- 0		0- 2		AWAY		0- 0		6- 5									
0- 1				0- 0		0- 0		NEUTRAL		0- 1		0- 0									
6- 7				0- 0		0- 1		NON-CONFERENCE		1- 3		5- 3									
4- 2				0- 0		0- 0		HOME		1- 2		3- 0									
2- 4				0- 0		0- 1		AWAY		0- 0		2- 3									
0- 1				0- 0		0- 0		NEUTRAL		0- 1		0- 0									
9- 5				0- 0		0- 2		CONFERENCE		0- 0		9- 3									
5- 2				0- 0		0- 1		HOME		0- 0		5- 1									
4- 3				0- 0		0- 1		AWAY		0- 0		4- 2									
0- 0				0- 0		0- 0		NEUTRAL		0- 0		0- 0									
RPI 1-25				RPI 26-50		RPI 51-100		RPI 101+		Team's RPI: 163											
RPI	S	Opponent	Score	RPI	S	Opponent	Score	RPI	S	Opponent	Score	RPI	S	Opponent	Score						
				27	A	New Mexi co	43 69	54	H	Si ena	55 76	154	A	Pennsylvani a	53 58						
				45	A	Harvard	58 70	70	H	Mai ne	71 65	154	H	Pennsylvani a	65 74						
				45	H	Harvard	53 56	76	H	Del aware	48 61	159	A	Brown	54 64						
								92 N		Jackson St.	59 65	159	H	Brown	74 68						
												172	A	Provi dence	60 74						
												229	A	Col umbi a	62 48						
												229	H	Col umbi a	68 66						
												233	A	New Hampshi re	68 76						
												236	H	Army	79 73						
												251	A	Northeastern	81 72						
												255	H	Hartford	86 72						
												268	A	Pri nceton	77 61						
												268	H	Pri nceton	74 52						
												276	A	Cornel I	63 58						
												276	H	Cornel I	61 54						
												280	A	Southern Utah	65 73						
												287	H	Central Conn. St.	67 64						
												291	A	Yal e	84 77						
												291	H	Yal e	85 72						
												314	A	Iona	87 60						
				LAST 10 Divi si on I GAMES:																	
				291	A	Yal e	84 77	268	A	Pri nceton	77 61										
				159	A	Brown	54 64	229	A	Col umbi a	62 48										
				276	H	Cornel I	61 54	276	A	Cornel I	63 58										
				229	H	Col umbi a	68 66	159	H	Brown	74 68										
				154	A	Pennsylvani a	53 58	291	H	Yal e	85 72										

Non-Di v I Games:

Dartmouth

Loss, Non-Conf, S Site, H Home A Away N Neutral



DIVISION I ONLY				DIVISION I NON-CONF.				THROUGH GAMES OF 2000 FEMALE											
Average RPI Win: 221		WON-LOST RECORD		WINNING PCT. RANK		LAST 10 GAMES		STRENGTH OF SCHEDULE		OPP. STRENGTH OF SCHEDULE		TEAM RPI		ADJ. RPI		CONF. RPI		ADJ CONF. RPI	
15- 15		159		6- 4		155		192		164		167		14		14			
5- 4		121		0- 0		115		254		121		122		17		17			
TOTALS		RPI 1-25		RPI 26-50		W-L RECORDS		RPI 51-100		RPI 150+									
15- 15		0- 1		0- 3		OVERALL		1- 1		10- 6									
6- 5		0- 0		0- 1		HOME		1- 1		3- 2									
6- 9		0- 1		0- 2		AWAY		0- 0		5- 4									
3- 1		0- 0		0- 0		NEUTRAL		0- 0		2- 0									
5- 4		0- 1		0- 1		NON-CONFERENCE		1- 1		4- 1									
1- 1		0- 0		0- 0		HOME		1- 1		0- 0									
3- 3		0- 1		0- 1		AWAY		0- 0		3- 1									
1- 0		0- 0		0- 0		NEUTRAL		0- 0		1- 0									
10- 11		0- 0		0- 2		CONFERENCE		0- 0		6- 5									
5- 4		0- 0		0- 1		HOME		0- 0		3- 2									
3- 6		0- 0		0- 1		AWAY		0- 0		2- 3									
2- 1		0- 0		0- 0		NEUTRAL		0- 0		1- 0									
RPI 1-25				RPI 26-50				RPI 51-100				RPI 101+ Team's RPI: 167							
RPI S	Opponent		Score	RPI S	Opponent		Score	RPI S	Opponent		Score	RPI S	Opponent		Score				
10	A	North Carolina	46 68	37	A	Chattanooga	55 76	64	H	Charlotte	81 76	112	A	Western Caro.	64 61				
				37	H	Chattanooga	58 83	93	H	UNC Wi l mington	66 74	112	H	Western Caro.	68 76				
				47	A	Col orado St.	58 70					112	N	Western Caro.	62 58				
												119	A	Ga. Southern	61 77				
												119	H	Ga. Southern	85 72				
												119	N	Ga. Southern	57 62				
												124	A	Furman	56 67				
												124	H	Furman	73 51				
												152	A	UNC Greensboro	69 71				
												152	H	UNC Greensboro	63 70				
												166	A	El on	50 63				
												218	N	La. -Monroe	71 59				
												230	A	Appal achi an St.	53 63				
												230	H	Appal achi an St.	75 78				
												258	A	Col. of Charleston	65 56				
												258	H	Col. of Charleston	63 50				
												261	A	East Tenn. St.	64 66				
												261	H	East Tenn. St.	70 57				
												286	A	Campbel l	73 69				
												293	A	Wi nthrop	76 59				
												296	A	Wofford	73 48				
												296	H	Wofford	82 52				
												296	N	Wofford	72 70				
												318	A	Robert Morris	77 64				
LAST 10 Div I GAMES:																			
				119	N	Ga. Southern	57 62	261	H	East Tenn. St.	70 57								
				112	N	Western Caro.	62 58	37	A	Chattanooga	55 76								
				296	N	Wofford	72 70	296	H	Wofford	82 52								
				258	A	Col. of Charleston	65 56	230	A	Appal achi an St.	53 63								
				119	A	Ga. Southern	61 77	124	H	Furman	73 51								

Non-Div I Games:

Davidson

Loss, 
Non-Conf, S Site, 
H Home
A Away 
N Neutral



Average RPI Win: 141  
Average RPI Loss: 76

WON-LOST  
RECORD

WINNING  
PCT. RANK

LAST 10  
GAMES

STRENGTH OF  
SCHEDULE

OPP. STRENGTH  
OF SCHEDULE

TEAM  
RPI

ADJ.  
RPI

CONF.  
RPI

ADJ CONF.  
RPI

DIV. I ONLY	14- 14	159	3- 7	65	92	101	103	8	8
DIV. I NON-CONF.	7- 4	91	0- 0	112	149	81	86	7	7

TOTALS	RPI 1-25	RPI 26-50	W-L RECORDS	RPI 51-100	RPI 150+
14- 14	0- 3	1- 3	OVERALL	3- 5	6- 1
8- 4	0- 2	1- 0	HOME	3- 1	2- 1
4- 10	0- 1	0- 3	AWAY	0- 4	2- 0
2- 0	0- 0	0- 0	NEUTRAL	0- 0	2- 0
7- 4	0- 1	0- 1	NON-CONFERENCE	1- 0	5- 1
2- 2	0- 1	0- 0	HOME	1- 0	1- 1
3- 2	0- 0	0- 1	AWAY	0- 0	2- 0
2- 0	0- 0	0- 0	NEUTRAL	0- 0	2- 0
7- 10	0- 2	1- 2	CONFERENCE	2- 5	1- 0
6- 2	0- 1	1- 0	HOME	2- 1	1- 0
1- 8	0- 1	0- 2	AWAY	0- 4	0- 0
0- 0	0- 0	0- 0	NEUTRAL	0- 0	0- 0

RPI S Opponent Score

23	A	George Washington	52	89
23	H	George Washington	53	80
24	H	Minnesota	64	83

RPI S Opponent Score

39	A	St. Joseph's	60	61
40	A	Xavier	64	72
40	H	Xavier	82	65
41	A	Cincinnati	48	73

RPI S Opponent Score

60	A	Richmond	60	79
60	H	Richmond	61	59
68	A	Temple	51	63
80	H	Marquette	80	62
96	A	La Salle	69	70
96	H	La Salle	61	72
97	A	Duquesne	59	72
97	H	Duquesne	67	55

RPI S Opponent Score Team's RPI: 103

102	A	St. Louis	54	74
115	A	Drake	79	72
122	H	Massachusetts	68	60
129	A	Rhode Island	57	62
129	H	Rhode Island	56	53
143	A	Fordham	78	67
175	A	Northwestern	56	49
177	H	Northern Ill.	78	67
180	N	Eastern Mich.	73	68
193	N	Eastern Wash.	67	63
224	H	San Diego	66	76
228	H	St. Bonaventure	71	66
231	A	Wright St.	84	72

LAST 10 Division I GAMES:

129	A	Rhode Island	57	62	96	A	La Salle	69	70
40	A	Xavier	64	72	60	H	Richmond	61	59
228	H	St. Bonaventure	71	66	23	H	George Washington	53	80
23	A	George Washington	52	89	97	A	Duquesne	59	72
68	A	Temple	51	63	143	A	Fordham	78	67

Dayton

Dayton

Non-Div I Games:

Dayton

Loss, Non-Conf, S Site, H Home A Away N Neutral



DePaul

DePaul				Through Games Of 2003 FINAL																		
Average RPI Win:		127		WON-LOST RECORD		WINNING PCT. RANK		LAST 10 GAMES		STRENGTH OF SCHEDULE		OPP. STRENGTH OF SCHEDULE		TEAM RPI		ADJ. RPI		CONF. RPI		ADJ CONF. RPI		
DIV. I ONLY		22- 10		49		6- 4		50		70		34		35		9		9				
DIV. I NON-CONF.		11- 5		65		0- 1		51		53		42		41		8		8				
<hr/>																						
TOTALS		RPI 1-25		RPI 26-50		W-L RECORDS		RPI 51-100				RPI 150+										
22- 10		2- 2		2- 4		OVERALL		6- 1				9- 0										
14- 0		2- 0		1- 0		HOME		3- 0				7- 0										
5- 7		0- 1		1- 2		AWAY		2- 1				1- 0										
3- 3		0- 1		0- 2		NEUTRAL		1- 0				1- 0										
11- 5		2- 2		0- 2		NON-CONFERENCE		1- 1				6- 0										
7- 0		2- 0		0- 0		HOME		1- 0				4- 0										
2- 3		0- 1		0- 1		AWAY		0- 1				1- 0										
2- 2		0- 1		0- 1		NEUTRAL		0- 0				1- 0										
11- 5		0- 0		2- 2		CONFERENCE		5- 0				3- 0										
7- 0		0- 0		1- 0		HOME		2- 0				3- 0										
3- 4		0- 0		1- 1		AWAY		2- 0				0- 0										
1- 1		0- 0		0- 1		NEUTRAL		1- 0				0- 0										
<hr/>																						
RPI 1-25				RPI 26-50				Team's RPI: 35				RPI 51-100				RPI 101+						
RPI S	Opponent			Score	RPI S	Opponent			Score	RPI S	Opponent			Score	RPI S	Opponent			Score			
1	A	Tennessee			57	76	28	N	Utah	64	73	64	H	Charlotte	83	68	102	A	St. Louis	71	73	
10	N	North Carolina			66	82	31	H	TCU	76	68	80	A	Marquette	62	57	107	H	Houston	101	52	
22	H	Notre Dame			75	59	36	A	Illinois	67	71	80	H	Marquette	86	53	114	A	Valparaiso	47	44	
23	H	George Washington			64	46	41	A	Cincinnati	67	71	82	H	Montana St.	85	55	126	A	Memphis	58	64	
								41	N	Cincinnati	64	81	84	A	Tol edo	51	61	131	A	Southern Miss.	53	62
								46	A	Tulane	69	50	94	A	Louisville	73	61	143	N	Fordham	92	73
													94	N	Louisville	66	57	168	H	East Caro.	105	70
																		175	H	Northwestern	70	51
																		177	H	Northern Ill.	79	65
																		179	H	UAB	78	62
																		185	H	Ill. -Chicago	87	63
																		211	H	Loyola (Ill.)	87	59
																		226	N	Denver	55	44
																		232	H	South Fla.	63	57
																		260	A	Southern Ill.	69	60
<hr/>																						
LAST 10 Division I GAMES:																						
28 N Utah 64 73										41 A Cincinnati 67 71												
41 N Cincinnati 64 81										168 H East Caro. 105 70												
94 N Louisville 66 57										64 H Charlotte 83 68												
80 H Marquette 86 53										46 A Tulane 69 50												
94 A Louisville 73 61										131 A Southern Miss. 53 62												

DePaul

Non-Div I Games:

DePaul



Through Games of 2005 FIVE																			
Average RPI Win: 201		WON-LOST RECORD		WINNING PCT. RANK		LAST 10 GAMES		STRENGTH OF SCHEDULE		OPP. STRENGTH OF SCHEDULE		TEAM RPI		ADJ. RPI		CONF. RPI		ADJ CONF. RPI	
Average RPI Loss: 83																			
DIV. I ONLY		22- 9		41		7- 3		171		140		76		76		16		16	
DIV. I NON-CONF.		5- 5		150		0- 1		142		105		138		141		16		16	
TOTALS		RPI 1-25		RPI 26-50		W-L RECORDS		RPI 51-100				RPI 150+							
22- 9		0- 0		1- 3		OVERALL		1- 4				17- 1							
11- 1		0- 0		1- 0		HOME		0- 1				8- 0							
8- 8		0- 0		0- 3		AWAY		1- 3				6- 1							
3- 0		0- 0		0- 0		NEUTRAL		0- 0				3- 0							
5- 5		0- 0		0- 1		NON-CONFERENCE		0- 3				5- 1							
3- 0		0- 0		0- 0		HOME		0- 0				3- 0							
1- 5		0- 0		0- 1		AWAY		0- 3				1- 1							
1- 0		0- 0		0- 0		NEUTRAL		0- 0				1- 0							
17- 4		0- 0		1- 2		CONFERENCE		1- 1				12- 0							
8- 1		0- 0		1- 0		HOME		0- 1				5- 0							
7- 3		0- 0		0- 2		AWAY		1- 0				5- 0							
2- 0		0- 0		0- 0		NEUTRAL		0- 0				2- 0							
RPI 1-25		Score		RPI 26-50		Score		RPI 51-100		Team's RPI: 76		RPI 101+		Score					
RPI S	Opponent			RPI S	Opponent			RPI S	Opponent			RPI S	Opponent						
39	A St. Joseph's	47	65	60	A Richmond	47	65	134	A James Madison	75	64	134	A James Madison	60	49				
44	A Old Dominion	62	73	77	A Manhattan	43	58	134	H James Madison	63	47	139	A George Mason	36	47				
44	A Old Dominion	58	66	93	A UNC Wilmington	56	55	139	H George Mason	73	61	139	H George Mason	73	61				
44	H Old Dominion	58	50	93	H UNC Wilmington	49	56	139	H Pennsylvani a	47	57	163	A Dartmouth	61	48				
				96	A La Salle	52	63	170	H St. John's (N.Y.)	63	47	179	N UAB	69	56				
								154	A Va. Commonweal th	69	45	200	A Va. Commonweal th	53	50				
								163	H Va. Commonweal th	63	42	200	N Va. Commonweal th	71	45				
								170	H Bucknel l	77	49	203	H Mari st	48	47				
								179	A Drexel	51	47	207	H Drexel	68	51				
								200	H Drexel	62	60	213	A William & Mary	70	55				
								203	A William & Mary	80	69	213	H Hofstra	65	47				
								207	H Hofstra	65	38	262	A Towson	54	33				
								213	A Towson			278	H Towson						
								262	H Towson			278	A Towson						
								278	A Towson			313	H Towson						
								313	H Towson										
LAST 10 Div				ision I GAMES:															
39	A St. Joseph's	47	65	134	A James Madison	75	64	213	H Drexel	51	47	278	H Hofstra	65	47				
44	A Old Dominion	58	66	213	H Drexel	51	47	278	H Hofstra	65	47	139	A George Mason	36	47				
200	N Va. Commonweal th	63	42	278	H Hofstra	65	47	139	A George Mason	36	47	262	A William & Mary	62	60				
213	N Drexel	68	51	139	A George Mason	36	47	262	A William & Mary	62	60								
313	H Towson	54	33	262	A William & Mary	62	60												

### Non-Div l Games:

Del aware

Loss, Non-Conf, S Site, H Home A Away N Neutral



Average RPI Win: 273		WON-LOST RECORD		WINNING PCT. RANK		LAST 10 GAMES		STRENGTH OF SCHEDULE		OPP. STRENGTH OF SCHEDULE		TEAM RPI		ADJ. RPI		CONF. RPI		ADJ CONF. RPI	
DIV. I ONLY		20- 10		58		9- 1		307		313		179		183		30		30	
DIV. I NON-CONF.		2- 7		271		1- 0		292		295		308		307		30		30	
TOTALS		RPI 1-25		RPI 26-50		W-L RECORDS		RPI 51-100				RPI 150+							
20- 10		0- 0		0- 0		OVERALL		0- 2				20- 6							
10- 4		0- 0		0- 0		HOME		0- 0				10- 3							
8- 5		0- 0		0- 0		AWAY		0- 1				8- 3							
2- 1		0- 0		0- 0		NEUTRAL		0- 1				2- 0							
2- 7		0- 0		0- 0		NON-CONFERENCE		0- 0				2- 5							
1- 4		0- 0		0- 0		HOME		0- 0				1- 3							
1- 3		0- 0		0- 0		AWAY		0- 0				1- 2							
0- 0		0- 0		0- 0		NEUTRAL		0- 0				0- 0							
18- 3		0- 0		0- 0		CONFERENCE		0- 2				18- 1							
9- 0		0- 0		0- 0		HOME		0- 0				9- 0							
7- 2		0- 0		0- 0		AWAY		0- 1				7- 1							
2- 1		0- 0		0- 0		NEUTRAL		0- 1				2- 0							
RPI 1-25				RPI 26-50				RPI 51-100				RPI 101+ Team's RPI : 183							
RPI S	Opponent	Score		RPI S	Opponent	Score		RPI S	Opponent	Score		RPI S	Opponent	Score					
								83	A Hampton	56 75		123	A West Virginia	38 69					
								83	N Hampton	57 69		129	H Rhode Island	52 54					
												181	H Fairfield	59 70					
												185	H Ill. -Chicago	70 74					
												208	A Howard	77 69					
												208	H Howard	76 57					
												208	N Howard	67 54					
												213	A Drexel	53 73					
												223	A Florida A&M	68 77					
												223	H Florida A&M	49 40					
												225	A Navy	55 60					
												247	A Bethune-Cookman	68 63					
												247	H Bethune-Cookman	67 49					
												264	A South Carolina St.	67 53					
												264	H South Carolina St.	68 56					
												271	H Rider	62 75					
												279	A Coppin St.	59 50					
												279	H Coppin St.	84 56					
												279	N Coppin St.	68 45					
												282	A Md. -East. Shore	78 64					
												282	H Md. -East. Shore	59 54					
												288	H Norfolk St.	68 44					
												312	A N. C. A&T	66 51					
												312	H N. C. A&T	78 59					
												317	A Savannah St.	65 48					
												317	H Savannah St.	69 39					
												322	A Morgan St.	71 41					
												322	H Morgan St.	82 46					
				LAST 10 Division I GAMES:															
								83	N Hampton	57 69		322	H Morgan St.	82 46		317	A Savannah St.	69 39	
								208	N Howard	67 54		279	H Coppin St.	84 56		317	H Savannah St.	69 39	
								279	N Coppin St.	68 45		264	H South Carolina St.	68 56		322	A Morgan St.	71 41	
								208	A Howard	77 69		312	H N. C. A&T	78 59		322	H Morgan St.	82 46	
								282	A Md. -East. Shore	78 64		317	H Savannah St.	69 39					

### Non-Div l Games:

Del aware St.

Loss, Non-Conf, S Site, H Home A Away N Neutral



Average RPI Win: 205		WON-LOST RECORD		WINNING PCT. RANK		LAST 10 GAMES		STRENGTH OF SCHEDULE		OPP. STRENGTH OF SCHEDULE		TEAM RPI		ADJ. RPI		CONF. RPI		ADJ CONF. RPI		
DIV. I ONLY		12- 18		220		1- 9		217		119		226		226		13		13		
DIV. I NON-CONF.		6- 8		201		0- 0		210		100		205		205		14		14		
TOTALS		RPI 1-25		RPI 26-50		W-L RECORDS		RPI 51-100		RPI 150+										
12- 18		0- 1		0- 1		OVERALL		2- 5		9- 9										
7- 6		0- 0		0- 0		HOME		2- 2		5- 4										
4- 9		0- 0		0- 0		AWAY		0- 3		4- 4										
1- 3		0- 1		0- 1		NEUTRAL		0- 0		0- 1										
6- 8		0- 1		0- 1		NON-CONFERENCE		1- 2		4- 3										
5- 1		0- 0		0- 0		HOME		1- 0		4- 1										
0- 5		0- 0		0- 0		AWAY		0- 2		0- 2										
1- 2		0- 1		0- 1		NEUTRAL		0- 0		0- 0										
6- 10		0- 0		0- 0		CONFERENCE		1- 3		5- 6										
2- 5		0- 0		0- 0		HOME		1- 2		1- 3										
4- 4		0- 0		0- 0		AWAY		0- 1		4- 2										
0- 1		0- 0		0- 0		NEUTRAL		0- 0		0- 1										
RPI 1-25		RPI 26-50		RPI 51-100		Team's RPI: 226														
RPI S	Opponent	Score		RPI S	Opponent	Score		RPI S	Opponent	Score		RPI S	Opponent	Score						
2 N	Connecticut	29 85		35 N	DePaul	44 55		51 A	Brigham Young	57 70		109 A	Middle Tenn.	65 67						
								53 A	Iowa	49 83		121 A	Arizona St.	53 76						
								57 H	Western Ky.	63 77		149 N	Gonzaga	62 43						
								59 H	Florida Int'l	55 74		156 A	New Mexico St.	55 66						
								78 H	Southwest Mo. St.	77 74		156 H	New Mexico St.	76 86						
								86 A	South Ala.	54 75		174 A	North Texas	55 42						
								86 H	South Ala.	76 64		174 H	North Texas	81 90						
												175 H	Northwestern	66 53						
												195 A	New Orleans	44 61						
												195 H	New Orleans	70 64						
												199 A	Arkansas St.	70 62						
												199 N	Arkansas St.	59 66						
												214 A	UTEP	75 83						
												214 H	UTEP	49 61						
												224 A	San Diego	37 56						
												242 A	La. -Lafayette	69 59						
												242 H	La. -Lafayette	61 65						
												268 H	Princeton	86 58						
												272 H	Idaho St.	81 72						
												308 A	Ark. -Little Rock	74 66						
												315 H	Cal St. Northridge	85 56						
				LAST 10 Division I GAMES:																
				199 N	Arkansas St.	59 66		174 H	North Texas	81 90										
				242 H	La. -Lafayette	61 65		109 A	Middle Tenn.	65 67										
				156 H	New Mexico St.	76 86		57 H	Western Ky.	63 77										
				86 A	South Ala.	54 75		242 A	La. -Lafayette	69 59										
				195 A	New Orleans	44 61		156 A	New Mexico St.	55 66										

Non-Div I Games:

Denver

Loss, Non-Conf, S Site, H Home A Away N Neutral



Average RPI Win:		252	WON-LOST		WINNING		LAST 10		STRENGTH OF		OPP. STRENGTH		TEAM		ADJ.		CONF.		ADJ CONF.	
Average RPI Loss:		151	RECORD		PCT. RANK		GAMES		SCHEDULE		OF SCHEDULE		RPI		RPI		RPI		RPI	
DIV. I ONLY		10- 20	247		3- 7				173		226		246		245		25		25	
DIV. I NON-CONF.		2- 9	283		0- 0				138		153		255		252		21		21	
TOTALS		RPI 1-25	RPI 26-50		W-L RECORDS		RPI 51-100		RPI 150+											
10- 20		0- 1	0- 4		OVERALL		0- 2		10- 12											
3- 8		0- 0	0- 1		HOME		0- 0		3- 7											
4- 10		0- 0	0- 3		AWAY		0- 2		4- 5											
3- 2		0- 1	0- 0		NEUTRAL		0- 0		3- 0											
2- 9		0- 1	0- 1		NON-CONFERENCE		0- 2		2- 4											
1- 2		0- 0	0- 0		HOME		0- 0		1- 2											
0- 5		0- 0	0- 1		AWAY		0- 2		0- 2											
1- 2		0- 1	0- 0		NEUTRAL		0- 0		1- 0											
8- 11		0- 0	0- 3		CONFERENCE		0- 0		8- 8											
2- 6		0- 0	0- 1		HOME		0- 0		2- 5											
4- 5		0- 0	0- 2		AWAY		0- 0		4- 3											
2- 0		0- 0	0- 0		NEUTRAL		0- 0		2- 0											
RPI S Opponent		RPI 1-25	RPI S Opponent		RPI 26-50		RPI S Opponent		RPI 51-100		RPI S Opponent		RPI 101+		Team's RPI: 245		Score		Score	
3 N Duke		52	92	26 A Col orado		43	86	58 A Mi chi gan St.		49	72	108 N Iowa St.		67	75	160 A UCF		48	61	
				38 A Wi s. -Green Bay		53	86	90 A Mi chi gan		63	87	169 A Wi s. -Mi lwaukee		66	57	169 H Wi s. -Mi lwaukee		61	76	
				38 A Wi s. -Green Bay		59	83					185 A Ill. -Chi cago		59	77	185 H Ill. -Chi cago		81	84	
				38 H Wi s. -Green Bay		52	76					185 N Ill. -Chi cago		63	43	194 A Oakl and		58	65	
												211 A Loyol a (Ill.)		69	62	211 H Loyol a (Ill.)		79	81	
												231 A Wri ght St.		65	67	231 H Wri ght St.		65	70	
												247 N Bethune-Cookman		76	61	249 H Ohi o		60	64	
												250 H Central Mi ch.		54	57	265 A Cle vel and St.		61	60	
												265 H Cle vel and St.		73	86	265 N Cle vel and St.		75	74	
												285 A Butl er		49	57	285 H Butl er		84	79	
												294 H IPFW		77	65	298 A Youngstown St.		74	69	
												298 H Youngstown St.		69	58					
LAST 10 Division I GAMES:																				
38 A Wi s. -Green Bay		59	83	185 H Ill. -Chi cago		81	84													
265 N Cle vel and St.		75	74	211 H Loyol a (Ill.)		79	81													
185 N Ill. -Chi cago		63	43	231 A Wri ght St.		65	67													
265 H Cle vel and St.		73	86	285 A Butl er		49	57													
298 A Youngstown St.		74	69	38 H Wi s. -Green Bay		52	76													

Detroit

Detroit

Non-Div I Games:

Detroit



Average RPI Win: 168  
Average RPI Loss: 87

WON-LOST  
RECORD

WINNING  
PCT. RANK

LAST 10  
GAMES

STRENGTH OF  
SCHEDULE

OPP. STRENGTH  
OF SCHEDULE

TEAM  
RPI

ADJ.  
RPI

CONF.  
RPI

ADJ CONF.  
RPI

DIV. I ONLY  
DIV. I NON-CONF.

16- 12  
5- 4

113  
121

6- 4  
0- 0

154  
208

101  
33

115  
142

115  
140

11  
12

11  
12

TOTALS

RPI 1-25

RPI 26-50

W-L RECORDS

RPI 51-100

RPI 150+

16- 12

0- 0

0- 3

OVERALL

3- 6

11- 1

10- 4

0- 0

0- 1

HOME

3- 2

6- 0

5- 7

0- 0

0- 2

AWAY

0- 3

4- 1

1- 1

0- 0

0- 0

NEUTRAL

0- 1

1- 0

5- 4

0- 0

0- 1

NON-CONFERENCE

0- 2

4- 0

2- 2

0- 0

0- 0

HOME

0- 1

2- 0

2- 1

0- 0

0- 1

AWAY

0- 0

1- 0

1- 1

0- 0

0- 0

NEUTRAL

0- 1

1- 0

11- 8

0- 0

0- 2

CONFERENCE

3- 4

7- 1

8- 2

0- 0

0- 1

HOME

3- 1

4- 0

3- 6

0- 0

0- 1

AWAY

0- 3

3- 1

0- 0

0- 0

0- 0

NEUTRAL

0- 0

0- 0

RPI 1-25

RPI 26-50

RPI 51-100

RPI 101+








Team's RPI: 115
















RPI S Opponent Score



















RPI S Opponent Score

RPI S Opponent Score















RPI S Opponent Score

46   Tulane 61  74  
50  Creighton 51  63  
50  Creighton 56  70

53  Iowa 52  72  
75  Indiana St. 65  78  
75  Indiana St. 79 72  
78  Southwest Mo. St. 50  57  
78  Southwest Mo. St. 57 40  
78  Southwest Mo. St. 59  61  
89  Northern Iowa 50  53  
89  Northern Iowa 62 51  
98 N  Montana 56  63

103  Dayton 72  79  
108  Iowa St. 63 61  
137  Wichita St. 63  67  
137  Wichita St. 62 57  
151  Bradley 68 63  
151  Bradley 69 54  
159 N Brown 75 67  
171  Wisconsin 59 49  
175  Northwestern 68 35  
182  Nebraska 63 55  
184  Evansville 50  60  
184  Evansville 70 55  
254  Illinois St. 68 52  
254  Illinois St. 65 46  
260  Southern Ill. 73 59  
260  Southern Ill. 76 46

LAST 10 Division I GAMES:





78  Southwest Mo. St. 59  61  
151  Bradley 68 63  
89  Northern Iowa 50  53  
75  Indiana St. 79 72  
254  Illinois St. 65 46  
50  Creighton 56  70  
184  Evansville 50  60  
260  Southern Ill. 73 59  
78  Southwest Mo. St. 57 40  
137  Wichita St. 62 57

Drake

Drake

Non-Div I Games:

Drake

 Loss,  Non-Conf, S Site,  Home  Away N Neutral



Average RPI Win: 255		WON-LOST RECORD	WINNING PCT. RANK	LAST 10 GAMES	STRENGTH OF SCHEDULE	OPP. STRENGTH OF SCHEDULE	TEAM RPI	ADJ. RPI	CONF. RPI	ADJ CONF. RPI
DIV. I ONLY	12- 17	210	5- 5	185	212	217	213	16	16	
DIV. I NON-CONF.	4- 5	188	0- 0	131	280	174	175	16	16	
<hr/>										
TOTALS	RPI 1-25	RPI 26-50	W-L RECORDS		RPI 51-100	RPI 150+				
12- 17	0- 0	0- 3	OVERALL		0- 6	11- 4				
7- 5	0- 0	0- 2	HOME		0- 2	6- 0				
3- 10	0- 0	0- 1	AWAY		0- 3	3- 4				
2- 2	0- 0	0- 0	NEUTRAL		0- 1	2- 0				
4- 5	0- 0	0- 1	NON-CONFERENCE		0- 1	4- 2				
2- 1	0- 0	0- 1	HOME		0- 0	2- 0				
1- 3	0- 0	0- 0	AWAY		0- 1	1- 2				
1- 1	0- 0	0- 0	NEUTRAL		0- 0	1- 0				
8- 12	0- 0	0- 2	CONFERENCE		0- 5	7- 2				
5- 4	0- 0	0- 1	HOME		0- 2	4- 0				
2- 7	0- 0	0- 1	AWAY		0- 2	2- 2				
1- 1	0- 0	0- 0	NEUTRAL		0- 1	1- 0				
<hr/>										
RPI 1-25		RPI 26-50		RPI 51-100		RPI 101+		Team's RPI : 213		
RPI S	Opponent	Score	RPI S	Opponent	Score	RPI S	Opponent	Score		
39	H St. Joseph's	53 58	76	A Delaware	47 51	125	N Vermont	39 60		
44	A Old Dominion	57 71	76	H Delaware	47 48	134	A James Madison	50 73		
44	H Old Dominion	52 54	76	N Delaware	51 68	134	H James Madison	59 58		
			93	A UNC Wilmington	52 74	139	A George Mason	42 74		
			93	H UNC Wilmington	52 72	139	H George Mason	46 64		
			96	A La Salle	64 65	154	A Pennsylvani a	77 81		
						183	H Delaware St.	73 53		
						200	A Va. Commonweal th	61 70		
						200	H Va. Commonweal th	63 55		
						203	A Bucknell	83 95		
						217	A Monmouth	67 62		
						262	A William & Mary	57 46		
						262	H William & Mary	81 76		
						278	A Hofstra	50 61		
						278	H Hofstra	69 65		
						279	H Coppin St.	65 49		
						309	N Lafayette	77 71		
						313	A Towson	66 58		
						313	H Towson	59 54		
						313	N Towson	52 46		
<hr/>										
LAST 10 Division I GAMES:										
			76	N Delaware	51 68	44	A Old Dominion	57 71		
			313	N Towson	52 46	200	H Va. Commonweal th	63 55		
			134	H James Madison	59 58	139	H George Mason	46 64		
			93	H UNC Wi lmi ngton	52 72	313	A Towson	66 58		
			76	A Delaware	47 51	278	H Hofstra	69 65		

D  
r  
e  
x  
e  
lD  
r  
e  
x  
e  
l

Non-Di v I Games:

Drexel

■ Loss, 
 ■ Non-Conf, S Site, 
 ■ Home 
 ■ Away 
 N Neutral



Average RPI Win: 78		WON-LOST RECORD		WINNING PCT. RANK		LAST 10 GAMES		STRENGTH OF SCHEDULE		OPP. STRENGTH OF SCHEDULE		TEAM RPI		ADJ. RPI		CONF. RPI		ADJ CONF. RPI	
Average RPI Loss: 2																			
DIV. I ONLY		35- 2		2		9- 1		8		6		3		3		2		2	
DIV. I NON-CONF.		16- 2		7		4- 1		8		17		4		4		2		2	
TOTALS		RPI 1-25		RPI 26-50		W-L RECORDS		RPI 51-100				RPI 150+							
35- 2		7- 2		8- 0		OVERALL		8- 0				4- 0							
13- 1		1- 1		3- 0		HOME		4- 0				3- 0							
9- 0		1- 0		2- 0		AWAY		3- 0				0- 0							
13- 1		5- 1		3- 0		NEUTRAL		1- 0				1- 0							
16- 2		4- 2		3- 0		NON-CONFERENCE		2- 0				4- 0							
5- 1		0- 1		1- 0		HOME		1- 0				3- 0							
1- 0		0- 0		0- 0		AWAY		0- 0				0- 0							
10- 1		4- 1		2- 0		NEUTRAL		1- 0				1- 0							
19- 0		3- 0		5- 0		CONFERENCE		6- 0				0- 0							
8- 0		1- 0		2- 0		HOME		3- 0				0- 0							
8- 0		1- 0		2- 0		AWAY		3- 0				0- 0							
3- 0		1- 0		1- 0		NEUTRAL		0- 0				0- 0							
RPI 1-25		Team's RPI: 3		RPI 26-50		RPI 51-100		RPI 101+											
RPI S	Opponent	Score		RPI S	Opponent	Score		RPI S	Opponent	Score		RPI S	Opponent	Score					
1 N	Tennessee	76 55		28 N	Utah	65 54		59 H	Florida Int'l	106 58		108 N	Iowa St.	88 59					
1 N	Tennessee	56 66		32 A	Georgi a Tech	79 59		61 A	Florida St.	70 49		110 A	Wake Forest	83 41					
2 H	Connecti cut	65 77		32 H	Georgi a Tech	82 43		61 H	Florida St.	81 63		110 H	Wake Forest	71 61					
7 N	Texas Tech	57 51		32 N	Georgi a Tech	76 52		63 A	Clemson	61 49		110 N	Wake Forest	64 59					
10 A	North Caroli na	78 67		33 A	Vi rgi ni a	60 59		63 H	Clemson	69 53		132 A	Tul sa	90 36					
10 H	North Caroli na	97 63		33 H	Vi rgi ni a	75 48		79 A	North Caroli na	54 44		133 A	Maryl and	97 55					
10 N	North Caroli na	77 59		39 H	St. Joseph' s	82 48		St.				133 H	Maryl and	101 52					
18 N	Arkansas	74 72		44 N	Ol d Domi ni on	65 52		79 H	North Caroli na	86 60		141 N	Georgi a St.	66 48					
19 N	Georgi a	66 63						St.				168 H	East Caro.	108 46					
								83 N	Hampton	71 34		208 H	Howard	128 53					
												239 H	Charleston So.	106 38					
												245 N	Detroit t	92 52					
				LAST 10 Division I GAMES:															
1 N Tennessee				56 66				10 N North Caroli na				77 59							
7 N Texas Tech				57 51				32 N Georgi a Tech				76 52							
19 N Georgi a				66 63				110N Wake Forest				64 59							
28 N Utah				65 54				79 H North Caroli na St.				86 60							
141 N Georgi a St.				66 48				61 A Fl ori da St.				70 49							

Non-Div I Games:

Duke

Loss, Non-Conf, S Site, H Home A Away N Neutral



Average RPI Win: 158		WON-LOST	WINNING	LAST 10	STRENGTH OF	OPP. STRENGTH	TEAM	ADJ.	CONF.	ADJ CONF.
Average RPI Loss: 57		RECORD	PCT. RANK	GAMES	SCHEDULE	OF SCHEDULE	RPI	RPI	RPI	RPI
DIV. I ONLY		15- 14	149	4- 6	84	80	100	97	8	8
DIV. I NON-CONF.		7- 4	91	0- 0	192	102	108	107	7	7
TOTALS		RPI 1-25	RPI 26-50	W-L RECORDS	RPI 51-100	RPI 150+				
15- 14		0- 6	2- 1	OVERALL	2- 4	5- 0				
9- 5		0- 3	2- 0	HOME	2- 2	1- 0				
4- 8		0- 2	0- 1	AWAY	0- 2	3- 0				
2- 1		0- 1	0- 0	NEUTRAL	0- 0	1- 0				
7- 4		0- 3	0- 0	NON-CONFERENCE	1- 0	4- 0				
4- 2		0- 2	0- 0	HOME	1- 0	1- 0				
2- 2		0- 1	0- 0	AWAY	0- 0	2- 0				
1- 0		0- 0	0- 0	NEUTRAL	0- 0	1- 0				
8- 10		0- 3	2- 1	CONFERENCE	1- 4	1- 0				
5- 3		0- 1	2- 0	HOME	1- 2	0- 0				
2- 6		0- 1	0- 1	AWAY	0- 2	1- 0				
1- 1		0- 1	0- 0	NEUTRAL	0- 0	0- 0				

RPI 1-25		RPI 26-50		RPI 51-100		Team's RPI: 97		RPI 101+			
RPI	S Opponent	Score	RPI	S Opponent	Score	RPI	S Opponent	Score	RPI	S Opponent	Score
12	H Vanderbi l t	56 78	39	H St. Joseph' s	68 64	60	A Ri chmond	66 81	103	A Dayton	55 67
20	H Ohi o St.	48 88	40	A Xavi er	57 65	60	H Ri chmond	63 66	103	H Dayton	72 59
23	A George Washi ngton	63 95	40	H Xavi er	75 69	68	H Templ e	44 77	122	A Massachusetts	68 77
23	H George Washi ngton	68 74				84	H Toledo	63 60	123	A West Vi rgi ni a	53 79
23	N George Washi ngton	58 76				96	A La Salle	55 67	127	H Pi ttsburgh	62 60
25	A Vi rgi ni a Tech	52 66				96	H La Salle	61 52	129	A Rhode Isl and	69 62
									134	H James Madi son	70 53
									143	H Fordham	66 57
									143	N Fordham	60 52
									227	H Lehi gh	64 48
									228	A St. Bonaventure	79 75
									244	N Loyol a (Md. )	73 64
									313	A Towson	41 38
									318	A Robert Morri s	75 58

LAST 10 Div		sion I GAMES:			
23	N George Washi ngton	58 76	68	H Templ e	44 77
143	N Fordham	60 52	23	A George Washi ngton	63 95
122	A Massachusetts	68 77	60	A Ri chmond	66 81
23	H George Washi ngton	68 74	39	H St. Joseph' s	68 64
40	H Xavi er	75 69	129	A Rhode Isl and	69 62

Non-Div I Games:

Duquesne

Loss, 
Non-Conf, S Site, 
H Home
A Away 
N Neutral



Average RPI Win:		200	WON-LOST		WINNING	LAST 10	STRENGTH OF		OPP. STRENGTH	TEAM	ADJ.	CONF.	ADJ CONF.		
Average RPI Loss:		79	RECORD		PCT. RANK	GAMES	SCHEDULE		OF SCHEDULE	RPI	RPI	RPI	RPI		
DIV. I ONLY		12- 16	197		4- 6		131		100		165		168	9	9
DIV. I NON-CONF.		8- 5	99		0- 0		205		169		134		135	8	8
TOTALS		RPI 1-25	RPI 26-50		W-L RECORDS		RPI 51-100		RPI 150+						
12- 16		0- 1	0- 6		OVERALL		2- 4		8- 2						
7- 7		0- 0	0- 2		HOME		2- 2		4- 1						
3- 8		0- 1	0- 3		AWAY		0- 2		2- 1						
2- 1		0- 0	0- 1		NEUTRAL		0- 0		2- 0						
8- 5		0- 1	0- 1		NON-CONFERENCE		1- 1		6- 2						
5- 2		0- 0	0- 0		HOME		1- 1		4- 1						
1- 3		0- 1	0- 1		AWAY		0- 0		0- 1						
2- 0		0- 0	0- 0		NEUTRAL		0- 0		2- 0						
4- 11		0- 0	0- 5		CONFERENCE		1- 3		2- 0						
2- 5		0- 0	0- 2		HOME		1- 1		0- 0						
2- 5		0- 0	0- 2		AWAY		0- 2		2- 0						
0- 1		0- 0	0- 1		NEUTRAL		0- 0		0- 0						
RPI 1-25		RPI 26-50		RPI 51-100		RPI 101+		Team's RPI: 168							
RPI S	Opponent	Score	RPI S	Opponent	Score	RPI S	Opponent	Score	RPI S	Opponent	Score				
3	A Duke	46 108	31	A TCU	46 85	64	A Charlotte	57 83	102	H St. Louis	63 76				
			31	N TCU	44 54	64	H Charlotte	63 79	107	A Houston	79 90				
			32	A Georgia Tech	75 88	74	H Alabama	81 72	126	H Memphis	87 76				
			35	A DePaul	70 105	79	H North Carolina St.	56 80	131	H Southern Mi ss.	61 62				
			41	H Ci nci nnati	69 83	80	A Marquette	68 84	139	A George Mason	76 69				
			46	H Tul ane	64 85	94	H Loui sville	74 69	152	A UNC Greensboro	62 85				
									179	A UAB	72 69				
									201	N Fla. Atlanti c	86 78				
									208	N Howard	76 66				
									232	A South Fla.	71 60				
									247	H Bethune-Cookman	80 55				
									264	H South Carolina St.	71 74				
									286	H Campbel l	72 45				
									304	H Gardner-Webb	87 59				
									312	H N. C. A&T	70 37				
			LAST 10 Di v			si on I GAMES:									
			31	N TCU	44 54	35	A DePaul	70 105							
			131	H Southern Mi ss.	61 62	80	A Marquette	68 84							
			46	H Tul ane	64 85	41	H Ci nci nnati	69 83							
			232	A South Fla.	71 60	94	H Loui sville	74 69							
			179	A UAB	72 69	126	H Memphi s	87 76							

Non-Div I Games:

East Caro.



Average RPI Win: 229		WON-LOST RECORD		WINNING PCT. RANK		LAST 10 GAMES		STRENGTH OF SCHEDULE		OPP. STRENGTH OF SCHEDULE		TEAM RPI		ADJ. RPI		CONF. RPI		ADJ CONF. RPI	
DIV. I ONLY		8- 19		264		3- 7		213		148		261		261		14		14	
DIV. I NON-CONF.		2- 6		266		0- 0		232		123		266		266		17		17	
TOTALS		RPI 1-25		RPI 26-50		W-L RECORDS		RPI 51-100		RPI 150+									
8- 19		0- 1		0- 3		OVERALL		0- 0		6- 10									
5- 4		0- 0		0- 1		HOME		0- 0		3- 2									
3- 13		0- 1		0- 2		AWAY		0- 0		3- 6									
0- 2		0- 0		0- 0		NEUTRAL		0- 0		0- 2									
2- 6		0- 1		0- 1		NON-CONFERENCE		0- 0		2- 3									
1- 0		0- 0		0- 0		HOME		0- 0		1- 0									
1- 5		0- 1		0- 1		AWAY		0- 0		1- 2									
0- 1		0- 0		0- 0		NEUTRAL		0- 0		0- 1									
6- 13		0- 0		0- 2		CONFERENCE		0- 0		4- 7									
4- 4		0- 0		0- 1		HOME		0- 0		2- 2									
2- 8		0- 0		0- 1		AWAY		0- 0		2- 4									
0- 1		0- 0		0- 0		NEUTRAL		0- 0		0- 1									
RPI 1-25		RPI 26-50		RPI 51-100		Team's RPI: 261													
RPI S	Opponent	Score	RPI S	Opponent	Score	RPI S	Opponent	Score	RPI S	Opponent	Score								
10	A North Carolina	40 106	32	A Georgia Tech	35 85				109	A Middle Tenn.	70 95								
			37	A Chattanooga	72 90				112	A Western Caro.	71 82								
			37	H Chattanooga	65 77				112	H Western Caro.	82 74								
									119	A Ga. Southern	69 78								
									119	H Ga. Southern	98 92								
									124	A Furman	49 70								
									124	H Furman	64 86								
									152	A UNC Greensboro	60 71								
									152	H UNC Greensboro	62 73								
									167	A Davi dson	57 70								
									167	H Davi dson	66 64								
									199	N Arkansas St.	48 63								
									216	A Tennessee Tech	56 74								
									219	A Coastal Caro.	62 72								
									230	A Appal achi an St.	76 79								
									230	A Appal achi an St.	65 76								
									258	A Col. of Charleston	82 80								
									258	H Col. of Charleston	71 74								
									258	N Col. of Charleston	60 76								
									266	A Radford	72 60								
									296	A Wofford	70 65								
									296	H Wofford	85 79								
									316	H UNC Asheville	84 77								
LAST 10 Division I GAMES:																			
									112	A Western Caro.	71 82								
									258	A Col. of Charleston	82 80								
									230	A Appal achi an St.	65 76								
									119	H Ga. Southern	98 92								
									37	A Chattanooga	72 90								

East Tenn. St.

Non-Div I Games: Tusculum 85 59

East Tenn. St.

■ Loss, 
 ■ Non-Conf, 
 ■ S Site, 
 ■ H Home 
 ■ A Away 
 N Neutral



Eastern Ill.				Through Games of 2009-10 FIVE							
Average RPI Win: 256		WON-LOST	WINNING	LAST 10	STRENGTH OF	OPP. STRENGTH	TEAM	ADJ.	CONF.	ADJ CONF.	
Average RPI Loss: 181		RECORD	PCT. RANK	GAMES	SCHEDULE	OF SCHEDULE	RPI	RPI	RPI	RPI	
DIV. I ONLY		6- 22	299	3- 7	235	246	292	292	21	22	
DIV. I NON-CONF.		1- 10	309	0- 0	284	286	316	316	25	25	
TOTALS		RPI 1-25	RPI 26-50	W-L RECORDS	RPI 51-100	RPI 150+					
6- 22		0- 0	0- 2	OVERALL	0- 2	6- 13					
5- 7		0- 0	0- 1	HOME	0- 0	5- 4					
1- 13		0- 0	0- 1	AWAY	0- 2	1- 7					
0- 2		0- 0	0- 0	NEUTRAL	0- 0	0- 2					
1- 10		0- 0	0- 0	NON-CONFERENCE	0- 2	1- 8					
1- 3		0- 0	0- 0	HOME	0- 0	1- 3					
0- 5		0- 0	0- 0	AWAY	0- 2	0- 3					
0- 2		0- 0	0- 0	NEUTRAL	0- 0	0- 2					
5- 12		0- 0	0- 2	CONFERENCE	0- 0	5- 5					
4- 4		0- 0	0- 1	HOME	0- 0	4- 1					
1- 8		0- 0	0- 1	AWAY	0- 0	1- 4					
0- 0		0- 0	0- 0	NEUTRAL	0- 0	0- 0					
RPI 1-25		RPI 26-50		RPI 51-100		RPI 101+		Team's RPI: 292			
RPI S	Opponent	Score	RPI S	Opponent	Score	RPI S	Opponent	Score			
49	A Austin Peay	53 73	75	A Indiana St.	57 82	136	A Southeast Mo. St.	59 74			
49	H Austin Peay	56 68	94	A Louisville	58 91	136	A Southeast Mo. St.	76 79			
						136	H Southeast Mo. St.	64 82			
						145	A Eastern Ky.	67 78			
						145	H Eastern Ky.	59 78			
						160	N UCF	47 77			
						171	A Wisconsin	52 78			
						209	A Morehead St.	70 75			
						209	H Morehead St.	52 75			
						211	A Loyola (Ill.)	59 72			
						212	A Tenn.-Martin	58 62			
						212	H Tenn.-Martin	81 70			
						216	A Tennessee Tech	71 84			
						216	H Tennessee Tech	64 46			
						225	H Navy	77 72			
						235	H Chicago St.	50 70			
						260	H Southern Ill.	67 82			
						270	A Murray St.	73 79			
						270	H Murray St.	52 47			
						273	A IUPUI	45 51			
						294	H IPFW	68 71			
						300	N Sam Houston St.	61 64			
						307	A Tennessee St.	84 80			
						307	H Tennessee St.	77 68			
LAST 10 Division I GAMES:											
136 A Southeast Mo. St.						76 79	212 A Tenn.-Martin		58 62		
216 A Tennessee Tech						71 84	145 H Eastern Ky.		59 78		
307 A Tennessee St.						84 80	209 H Morehead St.		52 75		
49 H Austin Peay						56 68	216 H Tennessee Tech		64 46		
270 A Murray St.						73 79	307 H Tennessee St.		77 68		

Eastern Ill.

Eastern Ill.

Non-Div I Games:

Eastern Ill.

Loss, 
Non-Conf, S Site, 
H Home
A Away 
N Neutral



Average RPI Win:		233	WON-LOST RECORD		WINNING PCT. RANK	LAST 10 GAMES		STRENGTH OF SCHEDULE		OPP. STRENGTH OF SCHEDULE		TEAM RPI		ADJ. RPI		CONF. RPI		ADJ CONF. RPI		
Average RPI Loss:		153																		
DIV. I ONLY		17- 10	84		4- 6		221		238		139		145		21		22			
DIV. I NON-CONF.		7- 3	56		0- 0		186		265		99		99		25		25			
TOTALS		RPI 1-25	RPI 26-50		W-L RECORDS		RPI 51-100		RPI 150+											
17- 10		0- 0	0- 3		OVERALL		0- 0		14- 5											
7- 5		0- 0	0- 2		HOME		0- 0		6- 3											
7- 4		0- 0	0- 1		AWAY		0- 0		6- 2											
3- 1		0- 0	0- 0		NEUTRAL		0- 0		2- 0											
7- 3		0- 0	0- 1		NON-CONFERENCE		0- 0		6- 0											
2- 1		0- 0	0- 1		HOME		0- 0		2- 0											
2- 1		0- 0	0- 0		AWAY		0- 0		2- 0											
3- 1		0- 0	0- 0		NEUTRAL		0- 0		2- 0											
10- 7		0- 0	0- 2		CONFERENCE		0- 0		8- 5											
5- 4		0- 0	0- 1		HOME		0- 0		4- 3											
5- 3		0- 0	0- 1		AWAY		0- 0		4- 2											
0- 0		0- 0	0- 0		NEUTRAL		0- 0		0- 0											
RPI 1-25		RPI 26-50		RPI 51-100		Team's RPI : 145														
RPI S	Opponent	Score	RPI S	Opponent	Score	RPI S	Opponent	Score	RPI S	Opponent	Score	RPI S	Opponent	Score	RPI S	Opponent	Score	RPI S	Opponent	Score
41	H Cincinnati	78 91	127	A Pittsburgh	68 78	128	N Grambling	87 82	136	A Southeast Mo. St.	81 75	136	H Southeast Mo. St.	88 77	144	N Indiana	49 61	198	N Troy St.	82 71
49	A Austin Peay	73 89	209	A Morehead St.	80 86	209	H Morehead St.	85 73	212	A Tenn. -Martin	62 70	212	H Tenn. -Martin	80 88	216	A Tennessee Tech	80 71	216	H Tennessee Tech	72 63
49	H Austin Peay	68 69	216	H Tennessee Tech	65 67	222	A Marshall	95 73	238	H Jacksonville St.	93 71	240	A Lipscomb	78 73	252	N Binghamton	75 67	270	A Murray St.	69 60
			270	H Murray St.	68 71	292	A Eastern Ill.	78 59	292	H Eastern Ill.	78 67	299	H Samford	65 44	307	A Tennessee St.	105 83	307	H Tennessee St.	82 77
			LAST 10 Division I GAMES:																	
216	H Tennessee Tech	65 67	216	H Tennessee Tech	72 63	307	H Tennessee St.	82 77	292	A Eastern Ill.	78 59	136	A Southeast Mo. St.	81 75	49	H Austin Peay	68 69			
49	A Austin Peay	73 89																		
270	H Murray St.	68 71																		
212	H Tenn. -Martin	80 88																		
209	A Morehead St.	80 86																		

Non-Div I Games: Alaska Anchorage 74 **77** West Va. Wesleyan 110 59

Eastern Ky.

Loss, Non-Conf, S Site, H Home A Away N Neutral

Page 77

E  
a  
s  
t  
e  
r  
n  
K  
y  
.



EASTERN MICH.											
Average RPI Win:		201		WON-LOST		WINNING		LAST 10		STRENGTH OF	
Average RPI Loss:		140		RECORD		PCT. RANK		GAMES		SCHEDULE	
										OPP. STRENGTH	
										OF SCHEDULE	
										TEAM	
										RPI	
										ADJ.	
										RPI	
										CONF.	
										RPI	
										ADJ CONF.	
										RPI	
DIV. I ONLY		13- 16		187		6- 4		141		186	
DIV. I NON-CONF.		3- 8		254		0- 0		185		237	
TOTALS		RPI 1-25		RPI 26-50		W-L RECORDS		RPI 51-100		RPI 150+	
13- 16		0- 0		0- 1		OVERALL		4- 4		9- 6	
7- 5		0- 0		0- 0		HOME		2- 2		5- 2	
5- 9		0- 0		0- 1		AWAY		2- 2		3- 4	
1- 2		0- 0		0- 0		NEUTRAL		0- 0		1- 0	
3- 8		0- 0		0- 1		NON-CONFERENCE		0- 2		3- 4	
1- 2		0- 0		0- 0		HOME		0- 1		1- 1	
1- 5		0- 0		0- 1		AWAY		0- 1		1- 3	
1- 1		0- 0		0- 0		NEUTRAL		0- 0		1- 0	
10- 8		0- 0		0- 0		CONFERENCE		4- 2		6- 2	
6- 3		0- 0		0- 0		HOME		2- 1		4- 1	
4- 4		0- 0		0- 0		AWAY		2- 1		2- 1	
0- 1		0- 0		0- 0		NEUTRAL		0- 0		0- 0	
RPI 1-25		RPI 26-50		RPI 51-100		RPI 101+		Team's RPI: 180			
RPI S	Opponent	Score	RPI S	Opponent	Score	RPI S	Opponent	Score	RPI S	Opponent	Score
36	A Illinois	57	65	65	A Miami (Fla.)	66	85	103	N Dayton	68	73
				72	A Ball St.	68	64	117	A Miami (Ohio)	79	83
				72	H Ball St.	65	66	117	N Miami (Ohio)	66	80
				84	A Toledo	55	65	135	H Buffalo	65	71
				84	H Toledo	71	67	138	A Kent St.	73	83
				95	A Western Mich.	73	59	177	H Northern Ill.	62	43
				95	H Western Mich.	65	57	178	A American	60	67
				99	H Santa Clara	49	73	189	H Canisius	70	76
								201	A Fla. Atlantic	69	83
								222	H Marshall	56	64
								223	H Florida A&M	81	61
								241	A Nevada	75	84
								248	A Bowling Green	69	70
								248	H Bowling Green	66	54
								249	H Ohio	67	49
								250	A Central Mich.	59	47
								250	H Central Mich.	65	61
								282	N Md.-East. Shore	65	58
								285	A Butler	79	62
								302	A Akron	62	42
LAST 10 Division I GAMES:											
117 N Miami (Ohio)				66				80			
248 H Bowling Green				66				54			
248 A Bowling Green				69				70			
72 A Ball St.				68				64			
95 H Western Mich.				65				57			
84 A Toledo				55				65			
177 H Northern Ill.				62				43			
250 A Central Mich.				59				47			
95 A Western Mich.				73				59			
222 H Marshall				56				64			

# Easter Mch.

E  
a  
s  
t  
e  
r  
n  
M  
i  
c  
h  
:

### Non-Div I Games:

Eastern Mi ch.

■ Loss, ■ Non-Conf, S Site, H Home A Away N Neutral



[illegible]

Non-Div I Games: St. Martin's 70 53

Eastern Wash.

Loss, Non-Conf, S Site, H Home A Away N Neutral



Through Games of 2005 FIVRE																					
Average RPI Win: 252		WON-LOST RECORD		WINNING PCT. RANK		LAST 10 GAMES		STRENGTH OF SCHEDULE		OPP. STRENGTH OF SCHEDULE		TEAM RPI		ADJ. RPI		CONF. RPI		ADJ CONF. RPI			
DIV. I ONLY		18- 10		74		8- 2		274		271		163		166		26		26			
DIV. I NON-CONF.		5- 5		150		1- 0		148		22		130		129		11		11			
TOTALS		RPI 1-25		RPI 26-50		W-L RECORDS		RPI 51-100		RPI 150+											
18- 10		0- 1		0- 0		OVERALL		0- 3		18- 5											
12- 2		0- 0		0- 0		HOME		0- 1		12- 1											
6- 7		0- 1		0- 0		AWAY		0- 2		6- 4											
0- 1		0- 0		0- 0		NEUTRAL		0- 0		0- 0											
5- 5		0- 1		0- 0		NON-CONFERENCE		0- 1		6- 3											
5- 0		0- 0		0- 0		HOME		0- 0		5- 0											
1- 5		0- 1		0- 0		AWAY		0- 1		1- 3											
0- 1		0- 0		0- 0		NEUTRAL		0- 0		0- 0											
12- 4		0- 0		0- 0		CONFERENCE		0- 2		12- 2											
7- 2		0- 0		0- 0		HOME		0- 1		7- 1											
5- 2		0- 0		0- 0		AWAY		0- 1		5- 1											
0- 0		0- 0		0- 0		NEUTRAL		0- 0		0- 0											
RPI 1-25		RPI 26-50		RPI 51-100		RPI 101+ Team's RPI: 166															
RPI S	Opponent	Score	RPI S	Opponent	Score	RPI S	Opponent	Score	RPI S	Opponent	Score	RPI S	Opponent	Score	RPI S	Opponent	Score	RPI S	Opponent	Score	
10	A North Carol i na	50 83				55	A Li berty	44 66	101	N Ri ce	69 80										
						55	H Li berty	66 74	152	A UNC Greensboro	51 64										
						79	A North Carol i na St.	55 72	167	H Davi dson	63 50										
									176	A Hi gh Poi nt	68 41										
									176	H Hi gh Poi nt	64 63										
									176	H Hi gh Poi nt	66 80										
									178	H Ameri can	70 55										
									205	A Bi rmi ngham-So.	48 56										
									205	H Bi rmi ngham-So.	62 60										
									219	A Coastal Caro.	60 50										
									219	H Coastal Caro.	74 58										
									239	A Charleston So.	51 45										
									239	H Charleston So.	87 73										
									262	A William & Mary	40 66										
									266	A Radford	50 45										
									266	H Radford	50 43										
									293	A Wi nthrop	61 67										
									293	H Wi nthrop	62 39										
									293	H Wi nthrop	73 61										
									312	H N. C. A&T	80 45										
									316	A UNC Asheville	61 44										
									316	H UNC Asheville	52 44										
									324	A Morris Brown	73 22										
									324	H Morris Brown	85 45										
				LAST 10 Division I GAMES:																	
						176	H Hi gh Poi nt	66 80	266	A Radford	50 45										
						293	H Wi nthrop	73 61	324	H Morris Brown	85 45										
						176	A Hi gh Poi nt	68 41	219	H Coastal Caro.	74 58										
						316	A UNC Asheville	61 44	239	H Charleston So.	87 73										
						55	H Li berty	66 74	293	H Wi nthrop	62 39										

Non-Div I Games: Alas. Fairbanks 79 74

El on

Loss, Non-Conf, S Site, H Home A Away N Neutral



Average RPI Win: 174		WON-LOST	WINNING	LAST 10	STRENGTH OF	OPP. STRENGTH	TEAM	ADJ.	CONF.	ADJ CONF.	
Average RPI Loss: 120		RECORD	PCT. RANK	GAMES	SCHEDULE	OF SCHEDULE	RPI	RPI	RPI	RPI	
DIV. I ONLY		11- 16	217	2- 8	138	124	187	184	11	11	
DIV. I NON-CONF.		6- 3	68	0- 0	159	172	92	92	12	12	
TOTALS		RPI 1-25	RPI 26-50	W-L RECORDS	RPI 51-100	RPI 150+					
11- 16		0- 0	0- 4	OVERALL	2- 5	6- 5					
9- 5		0- 0	0- 1	HOME	2- 2	4- 2					
1- 10		0- 0	0- 2	AWAY	0- 3	1- 3					
1- 1		0- 0	0- 1	NEUTRAL	0- 0	1- 0					
6- 3		0- 0	0- 2	NON-CONFERENCE	1- 0	4- 1					
5- 0		0- 0	0- 0	HOME	1- 0	3- 0					
0- 2		0- 0	0- 1	AWAY	0- 0	0- 1					
1- 1		0- 0	0- 1	NEUTRAL	0- 0	1- 0					
5- 13		0- 0	0- 2	CONFERENCE	1- 5	2- 4					
4- 5		0- 0	0- 1	HOME	1- 2	1- 2					
1- 8		0- 0	0- 1	AWAY	0- 3	1- 2					
0- 0		0- 0	0- 0	NEUTRAL	0- 0	0- 0					
RPI 1-25		RPI 26-50		RPI 51-100		RPI 101+ Team's RPI: 184					
RPI S	Opponent	Score	RPI S	Opponent	Score	RPI S	Opponent	Score	Score		
26 N	Colorado	42 74	75 A	Indiana St.	70 87	104 H	Kentucky	70 66			
49 A	Austin Peay	64 85	75 H	Indiana St.	70 87	115 A	Drake	55 70			
50 A	Creighton	75 98	78 A	Southwest Mo. St.	53 107	115 H	Drake	60 50			
50 H	Creighton	64 84	78 H	Southwest Mo. St.	60 53	137 A	Wichita St.	67 74			
			89 A	Northern Iowa	55 74	137 H	Wichita St.	82 75			
			89 H	Northern Iowa	66 72	151 A	Bradley	63 86			
			94 H	Louisville	60 58	151 H	Bradley	56 71			
						154 N	Pennsylvania	77 75			
						212 H	Tenn.-Martin	88 72			
						216 H	Tennessee Tech	61 52			
						254 A	Illinois St.	70 63			
						254 H	Illinois St.	73 75			
						260 A	Southern Ill.	80 84			
						260 H	Southern Ill.	95 85			
						273 A	IUPUI	59 66			
						285 H	Butler	74 59			
LAST 10 Division I GAMES:											
78 A	Southwest Mo. St.	53 107	254 A	Illinois St.	70 63						
137 A	Wichita St.	67 74	115 H	Drake	60 50						
151 H	Bradley	56 71	50 H	Creighton	64 84						
89 H	Northern Iowa	66 72	260 A	Southern Ill.	80 84						
75 A	Indiana St.	70 87	151 A	Bradley	63 86						

Non-Di v I Games:

Evansville

Evansville

Evansville



Team Record				Through Games of 2005-2006				Team RPI			
Average RPI Win:		244	WON-LOST RECORD	WINNING PCT. RANK	LAST 10 GAMES	STRENGTH OF SCHEDULE	OPP. STRENGTH OF SCHEDULE	TEAM RPI	ADJ. RPI	CONF. RPI	ADJ CONF. RPI
DIV. I ONLY		12- 17	210	6- 4		113	176	180	181	18	18
DIV. I NON-CONF.		2- 7	271	0- 0		47	106	182	182	19	19
TOTALS		RPI 1-25		RPI 26-50	W-L RECORDS		RPI 51-100			RPI 150+	
12- 17		0- 3		0- 1	OVERALL		0- 5			12- 5	
4- 8		0- 1		0- 0	HOME		0- 2			4- 4	
6- 8		0- 2		0- 1	AWAY		0- 3			6- 1	
2- 1		0- 0		0- 0	NEUTRAL		0- 0			2- 0	
2- 7		0- 3		0- 1	NON-CONFERENCE		0- 1			2- 2	
0- 3		0- 1		0- 0	HOME		0- 0			0- 2	
1- 4		0- 2		0- 1	AWAY		0- 1			1- 0	
1- 0		0- 0		0- 0	NEUTRAL		0- 0			1- 0	
10- 10		0- 0		0- 0	CONFERENCE		0- 4			10- 3	
4- 5		0- 0		0- 0	HOME		0- 2			4- 2	
5- 4		0- 0		0- 0	AWAY		0- 2			5- 1	
1- 1		0- 0		0- 0	NEUTRAL		0- 0			1- 0	
RPI 1-25				RPI 26-50			RPI 51-100			Team's RPI: 181	
RPI S	Opponent	Score		RPI S	Opponent	Score	RPI S	Opponent	Score		
5	A Villanova	42	88	38	A Wisconsin-Green Bay	52	80	54	A Siena	53	76
16	H Penn St.	50	96					54	H Siena	55	67
23	A George Washington	65	84					77	A Manhattan	51	61
								77	H Manhattan	43	68
								100	A Seton Hall	50	85

Non-Div I Games:

Fairfield



Average RPI Win: 306		WON-LOST	WINNING	LAST 10	STRENGTH OF	OPP. STRENGTH	TEAM	ADJ.	CONF.	ADJ CONF.
Average RPI Loss: 198		RECORD	PCT. RANK	GAMES	SCHEDULE	OF SCHEDULE	RPI	RPI	RPI	RPI
DIV. I ONLY	7- 20	282	3- 7	317	301	310	310	31	31	
DIV. I NON-CONF.	1- 8	298	0- 0	320	216	320	319	31	31	
TOTALS	RPI 1-25	RPI 26-50	W-L RECORDS	RPI 51-100	RPI 150+					
7- 20	0- 0	0- 0	OVERALL	0- 3	7- 16					
4- 8	0- 0	0- 0	HOME	0- 1	4- 6					
3- 10	0- 0	0- 0	AWAY	0- 2	3- 8					
0- 2	0- 0	0- 0	NEUTRAL	0- 0	0- 2					
1- 8	0- 0	0- 0	NON-CONFERENCE	0- 1	1- 6					
1- 2	0- 0	0- 0	HOME	0- 0	1- 1					
0- 4	0- 0	0- 0	AWAY	0- 1	0- 3					
0- 2	0- 0	0- 0	NEUTRAL	0- 0	0- 2					
6- 12	0- 0	0- 0	CONFERENCE	0- 2	6- 10					
3- 6	0- 0	0- 0	HOME	0- 1	3- 5					
3- 6	0- 0	0- 0	AWAY	0- 1	3- 5					
0- 0	0- 0	0- 0	NEUTRAL	0- 0	0- 0					
RPI S	RPI 1-25 Opponent Score	RPI S	RPI 26-50 Opponent Score	RPI S	RPI 51-100 Opponent Score	RPI S	RPI 101+ Opponent Score	Team's RPI: 310		
					91 A St. Francis (Pa.) 48 66	140 H Boston U. 69 89				
					91 H St. Francis (Pa.) 49 65	151 N Bradley 60 68				
					100 A Seton Hall 56 69	170 A St. John's (N. Y.) 50 70				
						186 A Sacred Heart 58 60				
						186 H Qui nni pi ac 78 79				
						186 H Sacred Heart 54 74				
						210 A Wagner 65 68				
						210 H Wagner 50 62				
						217 A Monmouth 52 63				
						217 H Monmouth 56 70				
						234 A Long Isl and 54 62				
						234 H Long Isl and 53 55				
						236 H Army 49 71				
						256 A UMBC 60 69				
						263 A Stony Brook 71 76				
						276 N Cornell 49 71				
						283 A Mt. St. Mary's 84 72				
						287 H Central Conn. St. 80 72				
						291 H Yale 71 67				
						309 A Lafayette 62 68				
						318 A Robert Morris 79 61				
						318 H Robert Morris 82 75				
						323 A St. Francis (N. Y.) 82 54				
						323 H St. Francis (N. Y.) 79 62				
					LAST 10 Div sion I GAMES:					
					318 H Robert Morris 82 75	323 H St. Francis (N. Y.) 79 62				
					91 H St. Francis (Pa.) 49 65	210 H Wagner 50 62				
					318 A Robert Morris 79 61	186 H Sacred Heart 54 74				
					91 A St. Francis (Pa.) 48 66	217 H Monmouth 56 70				
					234 A Long Isl and 54 62	256 A UMBC 60 69				

Non-Div I Games:

Fairleigh Dickinson

Loss, 
Non-Conf, S Site, 
H Home
A Away 
N Neutral



Average RPI Win: 249		WON-LOST	WINNING	LAST 10	STRENGTH OF	OPP. STRENGTH	TEAM	ADJ.	CONF.	ADJ CONF.
Average RPI Loss: 163		RECORD	PCT. RANK	GAMES	SCHEDULE	OF SCHEDULE	RPI	RPI	RPI	RPI
DIV. I ONLY	14- 14	159	6- 4	218	260	199	201	29	29	
DIV. I NON-CONF.	2- 9	283	0- 0	132	129	251	250	29	29	
TOTALS	RPI 1-25	RPI 26-50	W-L RECORDS	RPI 51-100	RPI 150+					
14- 14	0- 1	0- 0	OVERALL	0- 2	13- 9					
9- 4	0- 0	0- 0	HOME	0- 1	8- 2					
5- 5	0- 1	0- 0	AWAY	0- 1	5- 3					
0- 5	0- 0	0- 0	NEUTRAL	0- 0	0- 4					
2- 9	0- 1	0- 0	NON-CONFERENCE	0- 2	2- 4					
2- 3	0- 0	0- 0	HOME	0- 1	2- 1					
0- 2	0- 1	0- 0	AWAY	0- 1	0- 0					
0- 4	0- 0	0- 0	NEUTRAL	0- 0	0- 3					
12- 5	0- 0	0- 0	CONFERENCE	0- 0	11- 5					
7- 1	0- 0	0- 0	HOME	0- 0	6- 1					
5- 3	0- 0	0- 0	AWAY	0- 0	5- 3					
0- 1	0- 0	0- 0	NEUTRAL	0- 0	0- 1					
RPI S	RPI 1-25	RPI S	RPI 26-50	RPI S	RPI 51-100	RPI S	RPI 101+	Team's RPI: 201		
4	A LSU	55	88							
65	A Miami (Fla.)	61	86			119	N Ga. Southern	57	75	
94	H Louisville	57	83			127	H Pittsburgh	87	101	
						141	H Georgia St.	75	63	
						160	A UCF	62	77	
						160	H UCF	77	78	
						168	N East Caro.	78	86	
						170	N St. John's (N.Y.)	72	77	
						178	N American	69	92	
						180	H Eastern Mich.	83	69	
						197	A Belmont	88	83	
						198	A Troy St.	72	65	
						198	H Troy St.	73	68	
						234	H Long Island	61	48	
						238	H Jacksonville St.	96	83	
						238	N Jacksonville St.	55	65	
						248	H Bowling Green	62	77	
						267	A Mercer	68	71	
						267	H Mercer	77	76	
						286	A Campbell	90	107	
						299	A Samford	60	46	
						304	H Gardner-Webb	81	79	
						306	A Stetson	86	70	
						306	H Stetson	91	79	
						311	A Jacksonville	58	55	
						311	H Jacksonville	78	54	
LAST 10 Division I GAMES:										
238	N Jacksonville St.	55	65	160	H UCF	77	78			
306	H Stetson	91	79	304	H Gardner-Webb	81	79			
311	H Jacksonville	78	54	286	A Campbell	90	107			
267	A Mercer	68	71	141	H Georgia St.	75	63			
198	A Troy St.	72	65	238	H Jacksonville St.	96	83			

Non-Div I Games:

Fla. Atlantic

Loss, 
Non-Conf, S Site, 
H Home
A Away 
N Neutral



Average RPI Win:		149	WON-LOST	WINNING	LAST 10	STRENGTH OF	OPP. STRENGTH	TEAM	ADJ.	CONF.	ADJ CONF.
Average RPI Loss:		42	RECORD	PCT. RANK	GAMES	SCHEDULE	OF SCHEDULE	RPI	RPI	RPI	RPI
DIV. I ONLY	9- 19	254	1- 9	30	7	123	120	1	1		
DIV. I NON-CONF.	8- 5	99	0- 0	126	114	94	90	1	1		
TOTALS	RPI 1-25		RPI 26-50	W-L RECORDS	RPI 51-100		RPI 150+				
9- 19	0- 11		1- 2	OVERALL	2- 2		4- 0				
7- 6	0- 5		1- 1	HOME	2- 0		2- 0				
2- 11	0- 5		0- 1	AWAY	0- 2		2- 0				
0- 2	0- 1		0- 0	NEUTRAL	0- 0		0- 0				
8- 5	0- 1		1- 1	NON-CONFERENCE	2- 1		4- 0				
6- 0	0- 0		1- 0	HOME	2- 0		2- 0				
2- 4	0- 1		0- 1	AWAY	0- 1		2- 0				
0- 1	0- 0		0- 0	NEUTRAL	0- 0		0- 0				
1- 14	0- 10		0- 1	CONFERENCE	0- 1		0- 0				
1- 6	0- 5		0- 1	HOME	0- 0		0- 0				
0- 7	0- 4		0- 0	AWAY	0- 1		0- 0				
0- 1	0- 1		0- 0	NEUTRAL	0- 0		0- 0				
RPI S Opponent	RPI 1-25	Score	RPI S Opponent	RPI 26-50	Score	RPI S Opponent	RPI 51-100	Score	RPI S Opponent	RPI 101+	Team's RPI: 120
1 A Tennessee	40	79	30 H Auburn	51	62	61 H Florida St.	80	69	104 A Kentucky	47	49
1 H Tennessee	53	94	33 H Virginia	81	68	65 H Miami (Fla.)	76	67	105 A Mississippi	72	74
4 H LSU	54	94	42 A UC Santa Barb.	70	73	74 A Alabama	65	69	105 H Mississippi	78	64
11 H Mississippi St.	54	83				79 A North Carolina St.	77	81	107 N Houston	60	71
12 H Vanderbilt	58	64							116 A Oregon St.	48	49
12 N Vanderbilt	58	74							122 H Massachusetts	78	70
18 A Arkansas	45	84							160 A UCF	72	48
19 A Georgia	67	76							232 H South Fla.	70	59
19 H Georgia	62	105							243 A Long Beach St.	72	69
21 A South Carolina	64	78							320 H Lamar	91	42
23 A George Washington	55	74									
LAST 10 Division I GAMES:											
12 N Vanderbilt	58	74	74 A Alabama	65	69						
19 A Georgia	67	76	30 H Auburn	51	62						
105 H Mississippi	78	64	1 A Tennessee	40	79						
12 H Vanderbilt	58	64	11 H Mississippi St.	54	83						
104 A Kentucky	47	49	21 A South Carolina	64	78						

Non-Div I Games:

Florida



Average RPI Win: 282		WON-LOST RECORD		WINNING PCT. RANK		LAST 10 GAMES		STRENGTH OF SCHEDULE		OPP. STRENGTH OF SCHEDULE		TEAM RPI		ADJ. RPI		CONF. RPI		ADJ. CONF. RPI	
Average RPI Loss: 149																			
DIV. I ONLY		16- 13		127		5- 5		290		314		222		223		30		30	
DIV. I NON-CONF.		4- 5		188		0- 0		285		294		256		255		30		30	
TOTALS		RPI 1-25		RPI 26-50		W-L RECORDS		RPI 51-100		RPI 150+									
16- 13		0- 0		0- 1		OVERALL		0- 5		16- 6									
8- 3		0- 0		0- 0		HOME		0- 1		8- 1									
6- 8		0- 0		0- 1		AWAY		0- 2		6- 5									
2- 2		0- 0		0- 0		NEUTRAL		0- 2		2- 0									
4- 5		0- 0		0- 1		NON-CONFERENCE		0- 2		4- 1									
1- 1		0- 0		0- 0		HOME		0- 0		1- 0									
2- 3		0- 0		0- 1		AWAY		0- 1		2- 1									
1- 1		0- 0		0- 0		NEUTRAL		0- 1		1- 0									
12- 8		0- 0		0- 0		CONFERENCE		0- 3		12- 5									
7- 2		0- 0		0- 0		HOME		0- 1		7- 1									
4- 5		0- 0		0- 0		AWAY		0- 1		4- 4									
1- 1		0- 0		0- 0		NEUTRAL		0- 1		1- 0									
RPI 1-25		Score		RPI 26-50		Score		RPI 51-100		Score		RPI 101+		Team's RPI: 223		Score			
RPI S	Opponent			RPI S	Opponent			RPI S	Opponent			RPI S	Opponent						
30	A Auburn	42	79	77	A Manhattan	61	76	147	H Alcorn St.	67	75	180	A Eastern Mi ch.	61	81				
				83	A Hampton	63	68	180	A Eastern Mi ch.	61	81	183	A Delaware St.	40	49				
				83	H Hampton	59	69	183	H Delaware St.	77	68	183	H Delaware St.	77	68				
				83	N Hampton	67	68	208	A Howard	75	92	208	A Howard	82	72				
				92	N Jackson St.	63	76	208	H Howard	82	72	247	A Bethune-Cookman	50	61				
								247	A Bethune-Cookman	55	66	247	H Bethune-Cookman	64	62				
								247	N Bethune-Cookman	64	62	264	H South Carolina St.	60	50				
								264	H South Carolina St.	60	50	278	A Hofstra	72	68				
								278	A Hofstra	72	68	279	A Coppin St.	68	63				
								279	A Coppin St.	68	63	279	H Coppin St.	73	63				
								282	A Md. -East. Shore	72	80	282	A Md. -East. Shore	82	78				
								282	H Md. -East. Shore	82	78	288	A Norfolk St.	75	62				
								288	A Norfolk St.	75	62	288	H Norfolk St.	65	52				
								306	N Stetson	70	51	306	N Stetson	70	51				
								312	A N. C. A&T	66	60	312	A N. C. A&T	66	60				
								322	A Morgan St.	65	45	322	A Morgan St.	65	45				
								322	H Morgan St.	83	41	322	H Morgan St.	83	41				
								324	A Morris Brown	80	52	324	A Morris Brown	80	52				
								324	H Morris Brown	85	40	324	H Morris Brown	85	40				
				LAST 10 Division I GAMES:															
				83	N Hampton	67	68	288	H Norfolk St.	65	52								
				247	N Bethune-Cookman	64	62	83	H Hampton	59	69								
				247	A Bethune-Cookman	50	61	208	A Howard	75	92								
				322	A Morgan St.	65	45	282	A Md. -East. Shore	72	80								
				279	A Coppin St.	68	63	183	H Delaware St.	77	68								



Average RPI Win: 173				WON-LOST RECORD		WINNING PCT. RANK		LAST 10 GAMES		STRENGTH OF SCHEDULE		OPP. STRENGTH OF SCHEDULE		TEAM RPI		ADJ. RPI		CONF. RPI		ADJ CONF. RPI							
DIV. I ONLY				19- 11		79		5- 5		73		116		60		59		13		13							
DIV. I NON-CONF.				9- 5		84		0- 1		25		73		35		37		14		14							
TOTALS				RPI 1-25		RPI 26-50		W-L RECORDS		RPI 51-100		RPI 150+															
19- 11				1- 2		0- 0		OVERALL		3- 6		13- 1															
10- 4				1- 1		0- 0		HOME		2- 3		5- 0															
6- 5				0- 1		0- 0		AWAY		0- 2		6- 1															
3- 2				0- 0		0- 0		NEUTRAL		1- 1		2- 0															
9- 5				1- 2		0- 0		NON-CONFERENCE		3- 2		4- 0															
5- 2				1- 1		0- 0		HOME		2- 1		1- 0															
2- 2				0- 1		0- 0		AWAY		0- 1		2- 0															
2- 1				0- 0		0- 0		NEUTRAL		1- 0		1- 0															
10- 6				0- 0		0- 0		CONFERENCE		0- 4		9- 1															
5- 2				0- 0		0- 0		HOME		0- 2		4- 0															
4- 3				0- 0		0- 0		AWAY		0- 1		4- 1															
1- 1				0- 0		0- 0		NEUTRAL		0- 1		1- 0															
RPI S				RPI 1-25		Score		RPI S		RPI 26-50		Score		RPI S		RPI 51-100		Team' s RPI : 59		RPI S		RPI 101+		Score			
3 A Duke				58		106						54 H Si ena				66		78		105 H Mi ssi ssi ppi				76		68	
4 H LSU				54		68						57 A Western Ky.				57		75		109 A Mi ddl e Tenn.				57		61	
25 H Vi rgi ni a Tech				79		70						57 H Western Ky.				68		80		109 H Mi ddl e Tenn.				65		63	
												61 A Fl ori da St.				51		77		141 N Georgi a St.				67		72	
												64 H Char lotte				71		58		151 N Bradl ey				89		73	
												65 H Mi ami (Fl a.)				81		70		152 A UNC Greensboro				71		64	
												85 N Al abama St.				70		44		156 A New Mexi co St.				56		55	
												86 H South Al a.				68		70		174 A North Texas				47		64	
												86 N South Al a.				57		74		195 H New OrLeans				82		70	
																				196 H Tex. A&M-Corp. Chri s				67		53	
																				199 A Arkansas St.				72		62	
																				199 H Arkansas St.				76		66	
																				226 A Denver				74		55	
																				242 H La. -Lafayette				79		48	
																				242 N La. -Lafayette				77		41	
																				263 A Stony Brook				96		44	
																				308 A Ark. -Li ttle Rock				66		55	
																				308 H Ark. -Li ttle Rock				96		44	
LAST 10 Div sion I GAMES:																											
61 A Fl ori da St.				51		77		109 A Mi ddl e Tenn.				57		61													
86 N South Al a.				57		74		57 A Western Ky.				57		75													
242 N La. -Lafayette				77		41		195 H New OrLeans				82		70													
308 H Ark. -Li ttle Rock				96		44		86 H South Al a.				68		70													
199 H Arkansas St.				76		66		109 H Mi ddl e Tenn.				65		63													



Average RPI Win: 135		WON-LOST RECORD		WINNING PCT. RANK		LAST 10 GAMES		STRENGTH OF SCHEDULE		OPP. STRENGTH OF SCHEDULE		TEAM RPI		ADJ. RPI		CONF. RPI		ADJ CONF. RPI	
DIV. I ONLY		17- 13		121		2- 8		63		33		62		61		2		2	
DIV. I NON-CONF.		9- 4		60		1- 1		168		134		82		80		2		2	
TOTALS		RPI 1-25		RPI 26-50		W-L RECORDS		RPI 51-100		RPI 150+									
17- 13		0- 5		2- 4		OVERALL		5- 1		5- 1									
11- 5		0- 3		2- 1		HOME		4- 0		2- 0									
6- 8		0- 2		0- 3		AWAY		1- 1		3- 1									
0- 0		0- 0		0- 0		NEUTRAL		0- 0		0- 0									
9- 4		0- 1		0- 1		NON-CONFERENCE		2- 0		5- 1									
6- 1		0- 1		0- 0		HOME		2- 0		2- 0									
3- 3		0- 0		0- 1		AWAY		0- 0		3- 1									
0- 0		0- 0		0- 0		NEUTRAL		0- 0		0- 0									
8- 9		0- 4		2- 3		CONFERENCE		3- 1		0- 0									
5- 4		0- 2		2- 1		HOME		2- 0		0- 0									
3- 5		0- 2		0- 2		AWAY		1- 1		0- 0									
0- 0		0- 0		0- 0		NEUTRAL		0- 0		0- 0									
RPI 1-25		RPI 26-50		RPI 51-100		Team's RPI: 61		RPI 101+											
RPI S	Opponent	Score	RPI S	Opponent	Score	RPI S	Opponent	Score	RPI S	Opponent	Score								
2	H Connecticut	55 74	30	A Auburn	57 68	59	H Florida Int'l	77 51	110	A Wake Forest	63 61								
3	A Duke	63 81	32	A Georgia Tech	56 86	63	A Clemson	59 57	110	H Wake Forest	62 60								
3	H Duke	49 70	32	H Georgia Tech	66 47	63	H Clemson	68 59	120	A Florida	69 80								
10	A North Carolina	56 72	32	H Georgia Tech	59 64	79	A North Carolina St.	52 57	133	A Maryland	76 61								
10	H North Carolina	53 74	33	A Virginia	54 63	79	H North Carolina St.	64 55	133	H Maryland	61 66								
			33	H Virginia	55 46				141	H Georgia St.	73 60								
									144	H Indiana	58 47								
									160	H UCF	77 47								
									206	A Northern Ari z.	69 79								
									231	H Wright St.	84 69								
									232	A South Fla.	82 78								
									302	A Akron	75 46								
									311	A Jacksonvi lle	71 51								
LAST 10 Division I GAMES:																			
30	A Auburn	57 68	33	A Virginia	54 63														
59	H Florida Int'l	77 51	32	A Georgia Tech	56 86														
32	H Georgia Tech	59 64	133	H Maryland	61 66														
63	H Clemson	68 59	10	A North Carolina	56 72														
3	H Duke	49 70	79	A North Carolina St.	52 57														

Non-Div I Games:

Florida St.



Forum				Through Games Of 2008 Final																	
Average RPI Win:		177		WON-LOST RECORD		WINNING PCT. RANK		LAST 10 GAMES		STRENGTH OF SCHEDULE		OPP. STRENGTH OF SCHEDULE		TEAM RPI		ADJ. RPI		CONF. RPI		ADJ CONF. RPI	
DIV. I ONLY		14- 16		174		4- 6				139		93		148		143		8		8	
DIV. I NON-CONF.		9- 4		60		0- 0				174		161		88		88		7		7	
TOTALS				RPI 1-25		RPI 26-50		W-L RECORDS		RPI 51-100		RPI 150+									
14- 16		0- 1		1- 5		OVERALL		1- 7		7- 1											
7- 5		0- 1		0- 2		HOME		1- 1		3- 0											
5- 8		0- 0		1- 1		AWAY		0- 5		3- 1											
2- 3		0- 0		0- 2		NEUTRAL		0- 1		1- 0											
9- 4		0- 0		0- 3		NON-CONFERENCE		1- 1		6- 0											
4- 0		0- 0		0- 0		HOME		1- 0		2- 0											
3- 2		0- 0		0- 1		AWAY		0- 1		3- 0											
2- 2		0- 0		0- 2		NEUTRAL		0- 0		1- 0											
5- 12		0- 1		1- 2		CONFERENCE		0- 6		1- 1											
3- 5		0- 1		0- 2		HOME		0- 1		1- 0											
2- 6		0- 0		1- 0		AWAY		0- 4		0- 1											
0- 1		0- 0		0- 0		NEUTRAL		0- 1		0- 0											
RPI 1-25				RPI 26-50				RPI 51-100				RPI 101+				Team's RPI: 143					
RPI	S	Opponent	Score	RPI	S	Opponent	Score	RPI	S	Opponent	Score	RPI	S	Opponent	Score						
23	H	George Washington	59 72	32	A	Georgia Tech	53 69	56	A	Holy Cross	62 70	103	H	Dayton	67 78						
				34	N	Oklahoma	62 90	60	A	Richmond	66 84	122	A	Massachusetts	51 64						
				35	N	DePaul	73 92	68	A	Temple	56 63	122	H	Massachusetts	60 52						
				39	A	St. Joseph's	57 53	68	H	Temple	49 58	129	A	Rhode Island	67 41						
				39	H	St. Joseph's	43 58	77	H	Manhattan	64 42	129	H	Rhode Island	70 68						
				40	H	Xavier	56 69	96	A	La Salle	54 62	140	H	Boston U.	59 55						
								97	A	Duquesne	57 66	149	N	Gonzaga	74 69						
								97	N	Duquesne	52 60	159	A	Brown	78 63						
												170	N	St. John's (N.Y.)	53 49						
												228	A	St. Bonaventure	63 80						
												228	H	St. Bonaventure	57 50						
												235	H	Chicago St.	52 43						
												263	A	Stony Brook	62 40						
												311	A	Jacksonville	65 45						
												322	H	Morgan St.	89 35						
				LAST 10 Division I GAMES:																	
				97	N	Duquesne	52 60	39	A	St. Joseph's	57 53										
				68	H	Temple	49 58	228	H	St. Bonaventure	57 50										
				122	A	Massachusetts	51 64	129	A	Rhode Island	67 41										
				39	H	St. Joseph's	43 58	96	A	La Salle	54 62										
				129	H	Rhode Island	70 68	40	H	Xavier	56 69										



Average RPI Win: 167

Average RPI Loss: 94

WON-LOST  
RECORDWINNING  
PCT. RANKLAST 10  
GAMESSTRENGTH OF  
SCHEDULEOPP. STRENGTH  
OF SCHEDULETEAM  
RPIADJ.  
RPICONF.  
RPIADJ CONF.  
RPI

DIV. I ONLY

21- 13

92

7- 3

92

110

74

73

10

10

DIV. I NON-CONF.

8- 5

99

2- 1

105

159

86

85

10

10

TOTALS

RPI 1-25

RPI 26-50

W-L RECORDS

RPI 51-100

RPI 150+

21- 13

0- 3

0- 1

OVERALL

3- 3

12- 3

13- 2

0- 1

0- 0

HOME

2- 0

8- 0

5- 9

0- 1

0- 1

AWAY

1- 3

2- 3

3- 2

0- 1

0- 0

NEUTRAL

0- 0

2- 0

8- 5

0- 0

0- 1

NON-CONFERENCE

2- 2

5- 1

6- 0

0- 0

0- 0

HOME

1- 0

4- 0

1- 4

0- 0

0- 1

AWAY

1- 2

0- 1

1- 1

0- 0

0- 0

NEUTRAL

0- 0

1- 0

13- 8

0- 3

0- 0

CONFERENCE

1- 1

7- 2

7- 2

0- 1

0- 0

HOME

1- 0

4- 0

4- 5

0- 1

0- 0

AWAY

0- 1

2- 2

2- 1

0- 1

0- 0

NEUTRAL

0- 0

1- 0

RPI 1-25

RPI 26-50

RPI 51-100 Team's RPI: 73

RPI 101+

RPI	S	Opponent	Score
14	A	Louisiana Tech	62 87
14	H	Louisiana Tech	53 63
14	N	Louisiana Tech	57 89

RPI	S	Opponent	Score
28	A	Utah	57 64

RPI	S	Opponent	Score
52	A	Baylor	65 72
58	A	Michigan St.	68 82
88	A	Hawaii	43 64
88	H	Hawaii	54 51
99	A	Santa Clara	62 55
99	H	Santa Clara	87 72

RPI	S	Opponent	Score
101	A	Rice	54 59
101	H	Rice	77 70
114	N	Valparaiso	51 57
116	H	Oregon St.	58 57
130	A	Southern Methodist	77 70
130	H	Southern Methodist	75 62
130	N	Southern Methodist	81 67
132	A	Tulsa	60 58
132	H	Tulsa	57 58
154	N	Pennsylvania	85 80
165	H	San Francisco	61 57
173	A	San Jose St.	53 66
173	H	San Jose St.	96 80
173	N	San Jose St.	63 57
204	A	Boise St.	63 56
204	H	Boise St.	67 51
214	A	UTEP	68 90
214	H	UTEP	64 39
215	H	San Diego St.	59 49
220	H	St. Mary's (Cal.)	66 64
225	A	Navy	66 68
241	A	Nevada	77 65
241	H	Nevada	71 48
285	H	Butler	63 60

LAST 10 Division I GAMES:

52	A	Baylor	65 72	173	N	San Jose St.	63 57
116	H	Oregon St.	58 57	101	A	Rice	54 59
99	H	Santa Clara	87 72	132	A	Tulsa	60 58
14	N	Louisiana Tech	57 89	241	A	Nevada	77 65
130	N	Southern Methodist	81 67	88	H	Hawaii	54 51

Fresnost.

Fresnost.

Non-Div I Games:

Fresno St.

Loss, Non-Conf, S Site, H Home A Away N Neutral



Average RPI Win: 206  
Average RPI Loss: 103

WON-LOST  
RECORD

WINNING  
PCT. RANK

LAST 10  
GAMES

STRENGTH OF  
SCHEDULE

OPP. STRENGTH  
OF SCHEDULE

TEAM  
RPI

ADJ.  
RPI

CONF.  
RPI

ADJ CONF.  
RPI

DIV. I ONLY	15- 13	134	5- 5	111	149	128	124	14	14
DIV. I NON-CONF.	3- 5	218	0- 0	98	99	163	160	17	17

TOTALS	RPI 1-25	RPI 26-50	W-L RECORDS	RPI 51-100	RPI 150+
15- 13	0- 0	1- 4	OVERALL	0- 2	13- 3
6- 4	0- 0	0- 1	HOME	0- 0	6- 1
7- 8	0- 0	1- 2	AWAY	0- 2	5- 2
2- 1	0- 0	0- 1	NEUTRAL	0- 0	2- 0
3- 5	0- 0	1- 1	NON-CONFERENCE	0- 2	2- 1
1- 0	0- 0	0- 0	HOME	0- 0	1- 0
1- 5	0- 0	1- 1	AWAY	0- 2	0- 1
1- 0	0- 0	0- 0	NEUTRAL	0- 0	1- 0
12- 8	0- 0	0- 3	CONFERENCE	0- 0	11- 2
5- 4	0- 0	0- 1	HOME	0- 0	5- 1
6- 3	0- 0	0- 1	AWAY	0- 0	5- 1
1- 1	0- 0	0- 1	NEUTRAL	0- 0	1- 0

RPI S Opponent Score

RPI S Opponent Score

30	A	Auburn	35	73
33	A	Virginia	58	56
37	A	Chattanooga	64	80
37	H	Chattanooga	50	65
37	N	Chattanooga	53	65

RPI S Opponent Score

63	A	Clemson	58	91
93	A	UNC Wilmington	56	74

RPI S Opponent Score Team's RPI: 124

112	A	Western Caro.	56	58
112	H	Western Caro.	64	77
119	A	Ga. Southern	80	59
119	H	Ga. Southern	64	66
127	A	Pittsburgh	45	75
152	A	UNC Greensboro	68	49
152	H	UNC Greensboro	74	66
152	N	UNC Greensboro	65	51
167	A	Davidson	51	73
167	H	Davidson	67	56
176	A	High Point	51	52
219	H	Coastal Caro.	61	56
230	A	Appalachian St.	71	69
230	H	Appalachian St.	63	73
239	N	Charleston So.	84	64
258	A	Col. of Charleston	74	49
258	H	Col. of Charleston	87	49
261	A	East Tenn. St.	86	64
261	H	East Tenn. St.	70	49
296	A	Wofford	95	53
296	H	Wofford	90	64

LAST 10 Division I GAMES:

37	N	Chattanooga	53	65	119	A	Ga. Southern	80	59
152	N	UNC Greensboro	65	51	37	H	Chattanooga	50	65
112	A	Western Caro.	56	58	296	A	Wofford	95	53
258	H	Col. of Charleston	87	49	167	A	Davidson	51	73
261	H	East Tenn. St.	70	49	230	H	Appalachian St.	63	73

Furman

Furman

Non-Div I Games: Oglethorpe 100 59

Furman

Loss, Non-Conf, S Site, H Home A Away N Neutral



Average RPI Win: 221				WON-LOST RECORD		WINNING PCT. RANK		LAST 10 GAMES		STRENGTH OF SCHEDULE		OPP. STRENGTH OF SCHEDULE		TEAM RPI		ADJ. RPI		CONF. RPI		ADJ CONF. RPI			
DIV. I ONLY				20- 10		58		7- 3		216		178		116		119		14		14			
DIV. I NON-CONF.				6- 3		68		0- 0		279		259		166		167		17		17			
TOTALS				RPI 1-25		RPI 26-50		W-L RECORDS		RPI 51-100		RPI 150+											
20- 10				0- 1		1- 2		OVERALL		0- 1		17- 4											
9- 2				0- 0		1- 0		HOME		0- 0		7- 1											
7- 7				0- 1		0- 1		AWAY		0- 1		6- 3											
4- 1				0- 0		0- 1		NEUTRAL		0- 0		4- 0											
6- 3				0- 1		0- 0		NON-CONFERENCE		0- 1		6- 1											
2- 0				0- 0		0- 0		HOME		0- 0		2- 0											
2- 3				0- 1		0- 0		AWAY		0- 1		2- 1											
2- 0				0- 0		0- 0		NEUTRAL		0- 0		2- 0											
14- 7				0- 0		1- 2		CONFERENCE		0- 0		11- 3											
7- 2				0- 0		1- 0		HOME		0- 0		5- 1											
5- 4				0- 0		0- 1		AWAY		0- 0		4- 2											
2- 1				0- 0		0- 1		NEUTRAL		0- 0		2- 0											
RPI 1-25				RPI 26-50		RPI 51-100		RPI 101+		Team's RPI: 119													
RPI S	Opponent			Score		RPI S	Opponent			Score		RPI S	Opponent			Score							
21	A	South Carol i na		54 75		37	A	Chattanooga		59 74		86	A	South Al a.		57 60		112	A	Western Caro.		58 60	
						37	H	Chattanooga		66 59								112	H	Western Caro.		71 59	
						37	N	Chattanooga		52 66								124	A	Furman		66 64	
																		124	H	Furman		59 80	
																		152	A	UNC Greensboro		64 54	
																		152	H	UNC Greensboro		58 60	
																		167	A	Davi dson		72 85	
																		167	H	Davi dson		77 61	
																		167	N	Davi dson		62 57	
																		201	N	Fl a. Atl anti c		75 57	
																		222	A	Marshal l		50 53	
																		230	A	Appal achi an St.		77 67	
																		230	H	Appal achi an St.		71 64	
																		230	N	Appal achi an St.		82 71	
																		239	H	Charleston So.		87 52	
																		257	N	Col gate		68 65	
																		258	A	Col . of Charleston		78 77	
																		258	H	Col . of Charleston		74 58	
																		261	A	East Tenn. St.		92 98	
																		261	H	East Tenn. St.		78 69	
																		264	A	South Carol i na St.		47 42	
																		296	A	Wofford		74 59	
																		296	H	Wofford		75 61	
																		317	A	Savannah St.		69 51	
																		317	H	Savannah St.		82 37	
LAST 10 Division I GAMES:																							
						37	N	Chattanooga		52 66		296	A	Wofford		74 59							
						167	N	Davi dson		62 57		124	H	Furman		59 80							
						230	N	Appal achi an St.		82 71		152	A	UNC Greensboro		64 54							
						37	A	Chattanooga		59 74		112	H	Western Caro.		71 59							
						167	H	Davi dson		77 61		258	H	Col . of Charleston		74 58							

Non-Div I Games:

Ga. Southern



Average RPI Win: 263		WON-LOST	WINNING	LAST 10	STRENGTH OF	OPP. STRENGTH	TEAM	ADJ.	CONF.	ADJ CONF.
Average RPI Loss: 205		RECORD	PCT. RANK	GAMES	SCHEDULE	OF SCHEDULE	RPI	RPI	RPI	RPI
DIV. I ONLY	5- 22	304	2- 8	226	316	304	304	29	29	
DIV. I NON-CONF.	1- 10	309	0- 0	177	302	299	298	29	29	
TOTALS	RPI 1-25	RPI 26-50	W-L RECORDS	RPI 51-100	RPI 150+					
5- 22	0- 0	0- 0	OVERALL	0- 1	5- 16					
5- 5	0- 0	0- 0	HOME	0- 0	5- 3					
0- 14	0- 0	0- 0	AWAY	0- 1	0- 11					
0- 3	0- 0	0- 0	NEUTRAL	0- 0	0- 2					
1- 10	0- 0	0- 0	NON-CONFERENCE	0- 1	1- 6					
1- 1	0- 0	0- 0	HOME	0- 0	1- 0					
0- 6	0- 0	0- 0	AWAY	0- 1	0- 4					
0- 3	0- 0	0- 0	NEUTRAL	0- 0	0- 2					
4- 12	0- 0	0- 0	CONFERENCE	0- 0	4- 10					
4- 4	0- 0	0- 0	HOME	0- 0	4- 3					
0- 8	0- 0	0- 0	AWAY	0- 0	0- 7					
0- 0	0- 0	0- 0	NEUTRAL	0- 0	0- 0					
RPI S	RPI 1-25 Opponent Score	RPI S	RPI 26-50 Opponent Score	RPI S	RPI 51-100 Opponent Score	RPI S	RPI 101+ Opponent Score	Team's RPI: 304		
				64 A Charlotte	58 93	102 A St. Louis	54 105			
						112 H Western Caro.	62 85			
						136 N Southeast Mo. St.	63 98			
						141 A Georgi a St.	56 75			
						141 H Georgi a St.	55 82			
						160 H UCF	60 74			
						168 A East Caro.	59 87			
						176 A Hi gh Point	40 65			
						197 A Bel mont	43 67			
						197 H Bel mont	76 69			
						198 H Troy St.	51 57			
						201 A Fla. Atlantic	79 81			
						205 N Bi rmi ngham-So.	56 65			
						238 A Jacksonville St.	60 88			
						238 H Jacksonville St.	99 91			
						247 N Bethune-Cookman	86 90			
						262 A William & Mary	56 84			
						267 H Mercer	59 60			
						286 A Campbel l	64 76			
						286 H Campbel l	90 73			
						288 A Norfol k St.	58 81			
						293 H Wi nthrop	54 51			
						299 A Samford	64 73			
						299 H Samford	70 49			
						306 A Stetson	78 82			
						311 A Jacksonville	59 62			
			LAST 10 Div	sion I GAMES:						
			286 H Campbel l	90 73	201 A Fla. Atlantic	79 81				
			141 H Georgi a St.	55 82	160 H UCF	60 74				
			238 H Jacksonville St.	99 91	198 H Troy St.	51 57				
			197 A Bel mont	43 67	267 H Mercer	59 60				
			299 A Samford	64 73	306 A Stetson	78 82				

Non-Div I Games:

Gardner-Webb

Loss, 
Non-Conf, S Site, 
H Home
A Away 
N Neutral



Average RPI Win:	211	WON-LOST	WINNING	LAST 10	STRENGTH OF	OPP. STRENGTH	TEAM	ADJ.	CONF.	ADJ CONF.
Average RPI Loss:	107	RECORD	PCT. RANK	GAMES	SCHEDULE	OF SCHEDULE	RPI	RPI	RPI	RPI

DIV. I ONLY	14- 12	133	6- 4	163	153	142	139	16	16
DIV. I NON-CONF.	3- 4	201	0- 0	113	77	150	145	16	16

TOTALS	RPI 1-25	RPI 26-50	W-L RECORDS	RPI 51-100	RPI 150+
14- 12	1- 0	0- 3	OVERALL	1- 5	11- 2
8- 4	0- 0	0- 1	HOME	1- 2	6- 1
6- 7	1- 0	0- 2	AWAY	0- 3	5- 1
0- 1	0- 0	0- 0	NEUTRAL	0- 0	0- 0
3- 4	1- 0	0- 1	NON-CONFERENCE	0- 2	2- 1
1- 2	0- 0	0- 0	HOME	0- 1	1- 1
2- 2	1- 0	0- 1	AWAY	0- 1	1- 0
0- 0	0- 0	0- 0	NEUTRAL	0- 0	0- 0
11- 8	0- 0	0- 2	CONFERENCE	1- 3	9- 1
7- 2	0- 0	0- 1	HOME	1- 1	5- 0
4- 5	0- 0	0- 1	AWAY	0- 2	4- 1
0- 1	0- 0	0- 0	NEUTRAL	0- 0	0- 0

RPI S	RPI 1-25	Opponent	Score
23	A	George Washi ngton	63 57

RPI S	RPI 26-50	Opponent	Score
37	A	Chattanooga	66 76
44	A	Ol d Domi ni on	60 70
44	H	Ol d Domi ni on	69 73

RPI S	RPI 51-100	Opponent	Score
76	A	Del aware	61 73
76	H	Del aware	47 36
87	A	Georgetown	73 76
93	A	UNC Wi lmi ngton	64 86
93	H	UNC Wi lmi ngton	55 60
100	H	Seton Hall	50 64

RPI S	RPI 101+	Team's RPI: 139	Opponent	Score
134	A		James Madi son	58 68
134	H		James Madi son	82 57
134	N		James Madi son	50 70
168	H		East Caro.	69 76
200	A		Va. Commonweal th	59 52
200	H		Va. Commonweal th	78 60
208	H		Howard	89 52
213	A		Drexel	64 46
213	H		Drexel	74 42
255	A		Hartford	67 56
262	A		William & Mary	66 53
262	H		William & Mary	64 48
278	A		Hofstra	56 69
278	H		Hofstra	73 61
313	A		Towson	80 63
313	H		Towson	79 54

## LAST 10 Div sion I GAMES:

134	N	James Madi son	50 70	44	A	Ol d Domi ni on	60 70
278	H	Hofstra	73 61	76	H	Del aware	47 36
313	H	Towson	79 54	213	A	Drexel	64 46
200	A	Va. Commonweal th	59 52	93	A	UNC Wi lmi ngton	64 86
262	A	William & Mary	66 53	134	A	James Madi son	58 68

G  
e  
o  
r  
g  
e  
M  
a  
s  
o  
nG  
e  
o  
r  
g  
e  
M  
a  
s  
o  
n

Non-Di v I Games:

George Mason

Loss, 
Non-Conf, S Site, 
H Home
A Away 
N Neutral



Average RPI Win: 107

Average RPI Loss: 46

WON-LOST  
RECORDWINNING  
PCT. RANKLAST 10  
GAMESSTRENGTH OF  
SCHEDULEOPP. STRENGTH  
OF SCHEDULETEAM  
RPIADJ.  
RPICONF.  
RPIADJ CONF.  
RPI

DIV. I ONLY	25- 7	22	9- 1	55	35	22	23	8	8
DIV. I NON-CONF.	7- 6	138	1- 1	74	10	74	72	7	7

TOTALS	RPI 1-25	RPI 26-50	W-L RECORDS	RPI 51-100	RPI 150+
25- 7	0- 3	3- 2	OVERALL	10- 1	4- 0
14- 1	0- 0	1- 0	HOME	4- 0	4- 0
9- 5	0- 2	2- 2	AWAY	4- 1	0- 0
2- 1	0- 1	0- 0	NEUTRAL	2- 0	0- 0
7- 6	0- 3	1- 1	NON-CONFERENCE	1- 1	3- 0
5- 1	0- 0	0- 0	HOME	1- 0	3- 0
2- 4	0- 2	1- 1	AWAY	0- 1	0- 0
0- 1	0- 1	0- 0	NEUTRAL	0- 0	0- 0
18- 1	0- 0	2- 1	CONFERENCE	9- 0	1- 0
9- 0	0- 0	1- 0	HOME	3- 0	1- 0
7- 1	0- 0	1- 1	AWAY	4- 0	0- 0
2- 0	0- 0	0- 0	NEUTRAL	2- 0	0- 0

RPI	S	Opponent	Score
1	A	Tennessee	61 83
5	N	Villanova	57 70
17	A	Rutgers	72 87

RPI	S	Opponent	Score
34	A	Oklahoma	71 61
35	A	DePaul	46 64
39	A	St. Joseph's	77 67
40	A	Xavier	92 94
40	H	Xavier	70 57

RPI	S	Opponent	Score
51	H	Brigham Young	82 58
60	A	Richmond	55 49
60	H	Richmond	64 51
68	A	Temple	59 57
68	N	Temple	64 59
87	A	Georgetown	65 70
96	A	La Salle	70 63
96	H	La Salle	81 51
97	A	Duquesne	74 68
97	H	Duquesne	95 63
97	N	Duquesne	76 58

RPI	S	Opponent	Score
103	A	Dayton	80 53
103	H	Dayton	89 52
118	A	Syracuse	67 66
120	H	Florida	74 55
122	H	Massachusetts	65 59
129	H	Rhode Island	90 38
129	H	Rhode Island	56 49
139	H	George Mason	57 63
143	A	Fordham	72 59
181	H	Fairfield	84 65
200	H	Va. Commonwealth	78 37
208	H	Howard	96 45
228	H	St. Bonaventure	65 49

LAST 10 Division I GAMES:

5	N	Villanova	57 70
34	A	Oklahoma	71 61
129	H	Rhode Island	56 49
68	N	Temple	64 59
97	N	Duquesne	76 58
60	H	Richmond	64 51
97	A	Duquesne	74 68
96	A	La Salle	70 63
103	H	Dayton	89 52
97	H	Duquesne	95 63

George Washington

George Washington

Non-Div I Games:

George Washington

Loss, 
 Non-Conf, S Site, 
 H Home
A Away 
 N Neutral



Average RPI Win: 171				WON-LOST RECORD		WINNING PCT. RANK		LAST 10 GAMES		STRENGTH OF SCHEDULE		OPP. STRENGTH OF SCHEDULE		TEAM RPI		ADJ. RPI		CONF. RPI		ADJ CONF. RPI							
Average RPI Loss: 49																											
DIV. I ONLY				15- 14		149		3- 7		69		58		86		87		3		3							
DIV. I NON-CONF.				9- 3		38		0- 1		172		182		73		74		4		4							
TOTALS				RPI 1-25		RPI 26-50		W-L RECORDS		RPI 51-100		RPI 150+															
15- 14				1- 7		0- 1		OVERALL		1- 4		8- 0															
9- 5				1- 3		0- 0		HOME		0- 1		4- 0															
4- 8				0- 4		0- 1		AWAY		1- 2		2- 0															
2- 1				0- 0		0- 0		NEUTRAL		0- 1		2- 0															
9- 3				1- 0		0- 1		NON-CONFERENCE		0- 1		6- 0															
6- 0				1- 0		0- 0		HOME		0- 0		3- 0															
1- 3				0- 0		0- 1		AWAY		0- 1		1- 0															
2- 0				0- 0		0- 0		NEUTRAL		0- 0		2- 0															
6- 11				0- 7		0- 0		CONFERENCE		1- 3		2- 0															
3- 5				0- 3		0- 0		HOME		0- 1		1- 0															
3- 5				0- 4		0- 0		AWAY		1- 1		1- 0															
0- 1				0- 0		0- 0		NEUTRAL		0- 1		0- 0															
RPI 1-25				RPI 26-50		RPI 51-100		Team's RPI: 87		RPI 101+																	
RPI S	Opponent			Score		RPI S	Opponent			Score		RPI S	Opponent			Score											
2	A	Connecti cut		49	72	33	A	Vi rgi ni a			57	69	60	A	Ri chmond			65	79	113	H	Ni agara			77	65	
2	H	Connecti cut		57	97							65	A	Mi ami (Fl a.)			71	73	118	A	Syracuse			82	75		
5	A	Vi llanova		37	51							65	H	Mi ami (Fl a.)			57	60	118	H	Syracuse			70	66		
13	H	Boston Colle ge		60	72							100	A	Seton Hal l			56	53	123	H	West Vi rgi ni a			78	58		
17	H	Rutgers		52	93							100 N		Seton Hal l			55	58	127	H	Pi ttsburgh			72	91		
22	A	Notre Dame		49	74							139	H	George Mason			76	73	139	H	George Mason			76	73		
23	H	George Washi ngton		70	65							144	A	Indi ana			65	72	144	A	Indi ana			65	72		
25	A	Vi rgi ni a Tech		46	78							170	A	St. John' s (N. Y. )			67	52	170	A	St. John' s (N. Y. )			67	52		
												172	H	Provi dence			79	67	172	H	Provi dence			79	67		
												229	H	Col umbi a			70	49	229	H	Col umbi a			70	49		
												233	H	New Hampshi re			90	60	233	H	New Hampshi re			90	60		
												244	A	Loyol a (Md. )			74	57	244	A	Loyol a (Md. )			74	57		
												251	N	Northeastern			79	66	251	N	Northeastern			79	66		
												257	H	Col gate			72	55	257	H	Col gate			72	55		
												278	N	Hofstra			72	69	278	N	Hofstra			72	69		
						LAST 10 Div						sion I GAMES:															
						60	A	Ri chmond			65	79	17	H	Rutgers			52	93								
						100 N		Seton Hal l			55	58	5	A	Vi llanova			37	51								
						65	A	Mi ami (Fl a. )			71	73	118	H	Syracuse			70	66								
						170	A	St. John' s (N. Y. )			67	52	25	A	Vi rgi ni a Tech			46	78								
						2	H	Connecti cut			57	97	123	H	West Vi rgi ni a			78	58								

Non-Di v I Games:

Georgetown



Average RPI Win: 92		WON-LOST	WINNING	LAST 10	STRENGTH OF	OPP. STRENGTH	TEAM	ADJ.	CONF.	ADJ CONF.	
Average RPI Loss: 33		RECORD	PCT. RANK	GAMES	SCHEDULE	OF SCHEDULE	RPI	RPI	RPI	RPI	
DIV. I ONLY		21- 10	54	5- 5	11	13	19	19	1	1	
DIV. I NON-CONF.		11- 5	65	2- 1	38	69	36	36	1	1	
TOTALS		RPI 1-25	RPI 26-50	W-L RECORDS	RPI 51-100	RPI 150+					
21- 10		5- 6	2- 2	OVERALL	4- 0	4- 0					
14- 0		4- 0	1- 0	HOME	3- 0	3- 0					
7- 7		1- 4	1- 1	AWAY	1- 0	1- 0					
0- 3		0- 2	0- 1	NEUTRAL	0- 0	0- 0					
11- 5		1- 1	1- 2	NON-CONFERENCE	3- 0	4- 0					
7- 0		1- 0	0- 0	HOME	3- 0	3- 0					
4- 3		0- 0	1- 1	AWAY	0- 0	1- 0					
0- 2		0- 1	0- 1	NEUTRAL	0- 0	0- 0					
10- 5		4- 5	1- 0	CONFERENCE	1- 0	0- 0					
7- 0		3- 0	1- 0	HOME	0- 0	0- 0					
3- 4		1- 4	0- 0	AWAY	1- 0	0- 0					
0- 1		0- 1	0- 0	NEUTRAL	0- 0	0- 0					
RPI 1-25		RPI 26-50		RPI 51-100		RPI 101+					
RPI S	Opponent	Score	RPI S	Opponent	Score	RPI S	Opponent	Score	RPI S	Opponent	Score
1	A Tennessee	60 87	29	A Ari zona	49 70	58	H Mi chi gan St.	64 61	104	H Kentucky	71 59
3	N Duke	63 66	30	H Auburn	78 67	64	H Charl otte	80 61	105	H Mi ssi ssi ppi	96 54
4	A LSU	64 68	32	N Georgi a Tech	61 65	66	H UCLA	91 83	107	A Houston	78 81
11	A Mi ssi ssi ppi St.	71 76	37	A Chattanooga	79 58	74	A Al abama	77 47	109	A Mi ddl e Tenn.	79 43
11	H Mi ssi ssi ppi St.	76 71							120	A Fl ori da	105 62
12	A Vanderbi lt	56 58							120	H Fl ori da	76 67
12	N Vanderbi lt	70 74							121	A Ari zona St.	70 74
17	H Rutgers	74 64							141	A Georgi a St.	89 50
18	H Arkansas	69 60							164	H Cal i forni a	94 61
21	A South Carol ina	67 59							194	H Oakl and	99 56
21	H South Carol ina	97 91							216	H Tennessee Tech	87 56
									232	A South Fla.	91 44
			LAST 10 Divi sion I GAMES:								
			3	N Duke	63 66	11	A Mi ssi ssi ppi St.	71 76			
			17	H Rutgers	74 64	18	H Arkansas	69 60			
			64	H Charl otte	80 61	1	A Tennessee	60 87			
			12	N Vanderbi lt	70 74	12	A Vanderbi lt	56 58			
			120	H Fl ori da	76 67	21	H South Carol ina	97 91			



Average RPI Win: 248		WON-LOST RECORD	WINNING PCT. RANK	LAST 10 GAMES	STRENGTH OF SCHEDULE	OPP. STRENGTH OF SCHEDULE	TEAM RPI	ADJ. RPI	CONF. RPI	ADJ CONF. RPI
DIV. I ONLY		20- 11	71	9- 1	248	228	141	141	29	29
DIV. I NON-CONF.		5- 7	207	0- 1	199	59	188	185	29	29
TOTALS		RPI 1-25	RPI 26-50	W-L RECORDS	RPI 51-100	RPI 150+				
20- 11		0- 2	0- 1	OVERALL	1- 2	19- 4				
10- 3		0- 1	0- 0	HOME	0- 1	10- 1				
6- 5		0- 0	0- 1	AWAY	0- 1	6- 3				
4- 3		0- 1	0- 0	NEUTRAL	1- 0	3- 0				
5- 7		0- 2	0- 1	NON-CONFERENCE	1- 2	4- 0				
3- 2		0- 1	0- 0	HOME	0- 1	3- 0				
0- 2		0- 0	0- 1	AWAY	0- 1	0- 0				
2- 3		0- 1	0- 0	NEUTRAL	1- 0	1- 0				
15- 4		0- 0	0- 0	CONFERENCE	0- 0	15- 4				
7- 1		0- 0	0- 0	HOME	0- 0	7- 1				
6- 3		0- 0	0- 0	AWAY	0- 0	6- 3				
2- 0		0- 0	0- 0	NEUTRAL	0- 0	2- 0				

RPI 1-25		RPI 26-50		RPI 51-100		RPI 101+ Team's RPI: 141		
RPI	Opponent	Score	RPI	Opponent	Score	RPI	Opponent	Score
3	N Duke	48 66	32	A Georgi a Tech	46 65	59	N Florida Int'l	72 67
19	H Georgi a	50 89				61	A Florida St.	60 73
						80	H Marquette	75 79

Georgia St.

Georgia St.

Non-Div I Games:

Georgia St.

Loss, Non-Conf, S Site, H Home A Away N Neutral



Georgia Tech				Through Games Of 2003 Final							
Average RPI Win:		125	WON-LOST	WINNING	LAST 10	STRENGTH OF	OPP. STRENGTH	TEAM	ADJ.	CONF.	ADJ CONF.
Average RPI Loss:		29	RECORD	PCT. RANK	GAMES	SCHEDULE	OF SCHEDULE	RPI	RPI	RPI	RPI
DIV. I ONLY	20- 11	71	6- 4	29	38	31	32	2	2		
DIV. I NON-CONF.	11- 2	17	0- 1	67	142	30	30	2	2		
-----											
TOTALS		RPI 1-25	RPI 26-50	W-L RECORDS		RPI 51-100		RPI 150+			
20- 11		1- 7	0- 2	OVERALL		7- 1		6- 0			
14- 3		0- 2	0- 1	HOME		4- 0		5- 0			
5- 6		0- 3	0- 1	AWAY		3- 1		1- 0			
1- 2		1- 2	0- 0	NEUTRAL		0- 0		0- 0			
11- 2		1- 2	0- 0	NON-CONFERENCE		1- 0		6- 0			
9- 0		0- 0	0- 0	HOME		1- 0		5- 0			
1- 1		0- 1	0- 0	AWAY		0- 0		1- 0			
1- 1		1- 1	0- 0	NEUTRAL		0- 0		0- 0			
9- 9		0- 5	0- 2	CONFERENCE		6- 1		0- 0			
5- 3		0- 2	0- 1	HOME		3- 0		0- 0			
4- 5		0- 2	0- 1	AWAY		3- 1		0- 0			
0- 1		0- 1	0- 0	NEUTRAL		0- 0		0- 0			
-----											
RPI 1-25		RPI 26-50		Team's RPI: 32		RPI 51-100		RPI 101+			
RPI S	Opponent	Score	RPI S	Opponent	Score	RPI S	Opponent	Score	RPI S	Opponent	Score
3 A	Duke	43 82	33 A	Vi rgi ni a	63 74	61 A	Fl ori da St.	47 66	110 A	Wake Forest	74 70
3 H	Duke	59 79	33 H	Vi rgi ni a	54 56	61 A	Fl ori da St.	64 59	110 H	Wake Forest	77 60
3 N	Duke	52 76				61 H	Fl ori da St.	86 56	117 H	Mi ami (Ohi o)	78 62
9 A	Kansas St.	59 83				63 A	Cl emson	78 63	133 A	Maryl and	63 71
10 A	North Carol ina	64 76				63 H	Cl emson	89 78	133 H	Maryl and	59 51
10 H	North Carol ina	67 72				64 H	Charl otte	67 57	141 H	Georgi a St.	65 46
19 N	Georgi a	65 61				79 A	North Carol ina St.	78 60	143 H	Fordham	69 53
25 N	Vi rgi ni a Tech	59 61				79 H	North Carol ina St.	64 54	160 A	UCF	62 58
									168 H	East Caro.	88 75
									170 H	St. John' s (N. Y. )	61 53
									234 H	Long Isl and	82 47
									261 H	East Tenn. St.	85 35
									267 H	Mercer	96 50
-----											
LAST 10 Division I GAMES:											
25 N Vi rgi ni a Tech		59 61	63 A Cl emson		78 63						
3 N Duke		52 76	61 H Fl ori da St.		86 56						
61 A Fl ori da St.		64 59	33 H Vi rgi ni a		54 56						
110 H Wake Forest		77 60	3 A Duke		43 82						
79 A North Carol ina St.		78 60	133 H Maryl and		59 51						



Average RPI Win: 213  
Average RPI Loss: 110

WON-LOST  
RECORD

WINNING  
PCT. RANK

LAST 10  
GAMES

STRENGTH OF  
SCHEDULE

OPP. STRENGTH  
OF SCHEDULE

TEAM  
RPI

ADJ.  
RPI

CONF.  
RPI

ADJ CONF.  
RPI

DIV. I ONLY	16- 12	113	6- 4	209	144	147	149	12	12
DIV. I NON-CONF.	7- 6	138	0- 0	280	197	208	208	13	13

TOTALS	RPI 1-25	RPI 26-50	W-L RECORDS	RPI 51-100	RPI 150+
16- 12	0- 0	0- 2	OVERALL	1- 5	15- 3
11- 2	0- 0	0- 1	HOME	1- 1	10- 0
5- 7	0- 0	0- 1	AWAY	0- 3	5- 2
0- 3	0- 0	0- 0	NEUTRAL	0- 1	0- 1
7- 6	0- 0	0- 0	NON-CONFERENCE	0- 3	7- 1
5- 1	0- 0	0- 0	HOME	0- 1	5- 0
2- 3	0- 0	0- 0	AWAY	0- 2	2- 0
0- 2	0- 0	0- 0	NEUTRAL	0- 0	0- 1
9- 6	0- 0	0- 2	CONFERENCE	1- 2	8- 2
6- 1	0- 0	0- 1	HOME	1- 0	5- 0
3- 4	0- 0	0- 1	AWAY	0- 1	3- 2
0- 1	0- 0	0- 0	NEUTRAL	0- 1	0- 0

RPI S	RPI 1-25 Opponent	Score	RPI S	RPI 26-50 Opponent	Score	RPI S	RPI 51-100 Opponent	Score	RPI S	RPI 101+ Opponent	Team's RPI: 149 Score
43	A Pepperdi ne	63 78	43	H Pepperdi ne	60 66	62	H Weber St.	49 52	106	A Oregon	72 83
						88	A Hawai i	61 71	143	N Fordham	69 74
						98	A Montana	68 73	153	A Loyol a Marymount	42 58
						99	A Santa Clara	41 65	153	H Loyol a Marymount	67 64
						99	H Santa Clara	69 53	165	A San Francisco	57 59
						99	N Santa Clara	59 60	165	H San Francisco	59 47
									173	H San Jose St.	65 54
									188	A Portland	64 50
									188	H Portland	72 59
									193	H Eastern Wash.	71 64
									204	H Boise St.	82 55
									220	A St. Mary's (Cal.)	67 43
									220	H St. Mary's (Cal.)	67 53
									224	A San Di ego	67 58
									224	H San Di ego	86 72
									226	N Denver	43 62
									253	H Washington St.	77 57
									297	A Cal St. Fullerton	75 57
									301	A UC Ri versi de	64 55
									305	H Tex. -Pan American	71 55
LAST 10 Division I GAMES:											

Non-Div I Games: Whi tworth 85 36 Montana St. -Nort76 51

Gonzaga

Loss, Non-Conf, S Site, H Home A Away N Neutral



Team Ranking										
Average RPI Win:	230	WON-LOST RECORD	WINNING PCT. RANK	LAST 10 GAMES	STRENGTH OF SCHEDULE	OPP. STRENGTH OF SCHEDULE	TEAM RPI	ADJ. RPI	CONF. RPI	ADJ CONF. RPI
DIV. I ONLY	18- 10	74	9- 1	195	219	124	128	24	24	
DIV. I NON-CONF.	2- 5	252	0- 0	252	101	264	264	28	27	
TOTALS	RPI 1-25	RPI 26-50	W-L RECORDS	RPI 51-100	RPI 150+					
18- 10	0- 0	0- 0	OVERALL	3- 5	13- 2					
10- 1	0- 0	0- 0	HOME	1- 1	7- 0					
7- 7	0- 0	0- 0	AWAY	1- 3	6- 2					
1- 2	0- 0	0- 0	NEUTRAL	1- 1	0- 0					
2- 5	0- 0	0- 0	NON-CONFERENCE	0- 2	2- 2					
1- 0	0- 0	0- 0	HOME	0- 0	1- 0					
1- 4	0- 0	0- 0	AWAY	0- 2	1- 2					
0- 1	0- 0	0- 0	NEUTRAL	0- 0	0- 0					
16- 5	0- 0	0- 0	CONFERENCE	3- 3	11- 0					
9- 1	0- 0	0- 0	HOME	1- 1	6- 0					
6- 3	0- 0	0- 0	AWAY	1- 1	5- 0					
1- 1	0- 0	0- 0	NEUTRAL	1- 1	0- 0					

RPI 1-25		RPI 26-50		RPI 51-100		RPI 101+ Team's RPI : 128		
RPI S	Opponent	Score	RPI S	Opponent	Score	RPI S	Opponent	Score
				52 A Baylor	40 99	145 N Eastern Ky.	82 87	
				63 A Cl emson	52 77	147 A Al corn St.	73 83	
				85 A Al abama St.	54 55	147 H Al corn St.	71 66	
				85 H Al abama St.	75 67	150 A Southern U.	67 72	
				85 N Al abama St.	67 80	150 H Southern U.	77 53	
				92 A Jackson St.	86 79	179 A UAB	73 81	
				92 H Jackson St.	50 64	182 A Nebraska	40 63	
				92 N Jackson St.	66 56	199 A Arkansas St.	69 64	
						259 A Prai rie View	60 49	
						259 H Prai rie View	60 51	
						259 H Prai rie View	67 50	
						269 H Ni chol l s St.	81 60	
						275 A Al abama A&M	62 59	
						275 H Al abama A&M	62 51	
						290 A Mi ssi ssi ppi Val .	58 45	
						290 H Mi ssi ssi ppi Val .	72 42	
						295 A Ark. -Pi ne Bl uff	75 58	
						295 H Ark. -Pi ne Bl uff	88 50	
						303 A Texas Southern	70 55	
						303 H Texas Southern	83 65	

LAST 10 Division I GAMES:			
85 N Al abama St.	67 80	290 A Mi ssi ssi ppi Val .	58 45
92 N Jackson St.	66 56	295 A Ark. -Pi ne Bl uff	75 58
259 H Prai rie Vi ew	67 50	92 A Jackson St.	86 79
85 H Al abama St.	75 67	303 H Texas Southern	83 65
275 H Al abama A&M	62 51	259 H Prai rie Vi ew	60 51

Non-Div I	Games: St. Mary's (Tex. 84-70)	Tougaloo	81-50
-----------	--------------------------------	----------	-------

## Grambling

Loss, Non-Conf, S Site, H Home A Away N Neutral

Page 101



Average RPI Win: 252		WON-LOST	WINNING	LAST 10	STRENGTH OF	OPP. STRENGTH	TEAM	ADJ.	CONF.	ADJ CONF.
Average RPI Loss: 93		RECORD	PCT. RANK	GAMES	SCHEDULE	OF SCHEDULE	RPI	RPI	RPI	RPI
DIV. I ONLY	23- 9	40	8- 2	168	250	83	83	30	30	
DIV. I NON-CONF.	2- 8	277	0- 1	20	36	148	146	30	30	
TOTALS	RPI 1-25	RPI 26-50	W-L RECORDS	RPI 51-100	RPI 150+					
23- 9	0- 3	0- 1	OVERALL	0- 2	22- 2					
11- 0	0- 0	0- 0	HOME	0- 0	10- 0					
9- 5	0- 0	0- 0	AWAY	0- 2	9- 2					
3- 4	0- 3	0- 1	NEUTRAL	0- 0	3- 0					
2- 8	0- 3	0- 1	NON-CONFERENCE	0- 2	1- 1					
1- 0	0- 0	0- 0	HOME	0- 0	0- 0					
1- 4	0- 0	0- 0	AWAY	0- 2	1- 1					
0- 4	0- 3	0- 1	NEUTRAL	0- 0	0- 0					
21- 1	0- 0	0- 0	CONFERENCE	0- 0	21- 1					
10- 0	0- 0	0- 0	HOME	0- 0	10- 0					
8- 1	0- 0	0- 0	AWAY	0- 0	8- 1					
3- 0	0- 0	0- 0	NEUTRAL	0- 0	3- 0					
RPI S Opponent	RPI 1-25 Score	RPI S Opponent	RPI 26-50 Score	RPI S Opponent	RPI 51-100 Score	Team's RPI: 83	RPI S Opponent	RPI 101+ Score		
3 N Duke	34 71	44 N Old Domini on	54 90	55 A Li berty	66 86		131 H Southern Mi ss.	48 47		
6 N Texas	46 90			84 A Tol edo	55 82		146 A Kansas	68 81		
18 N Arkansas	41 78						183 H Del aware St.	75 56		
							183 N Del aware St.	69 57		
							199 A Arkansas St.	73 69		
							208 A Howard	81 77		
							208 H Howard	95 69		
							223 A Fl ori da A&M	69 59		
							223 H Fl ori da A&M	68 63		
							223 N Fl ori da A&M	68 67		
							238 A Jacksonville St.	68 85		
							247 A Bethune-Cookman	61 67		
							247 H Bethune-Cookman	71 55		
							264 A South Carolina St.	64 53		
							264 H South Carolina St.	90 68		
							264 N South Carolina St.	79 69		
							279 A Coppin St.	88 85		
							279 H Coppin St.	37 35		
							282 A Md. -East. Shore	76 57		
							282 H Md. -East. Shore	93 64		
							288 A Norfol k St.	73 53		
							288 H Norfol k St.	65 48		
							312 A N. C. A&T	66 47		
							312 H N. C. A&T	65 60		
							322 A Morgan St.	96 62		
							322 H Morgan St.	80 45		
LAST 10 Div sion I GAMES:				264 H South Carolina St.	90 68					
				312 H N. C. A&T	65 60					
6 N Texas	46 90			247 A Bethune-Cookman	61 67					
183 N Del aware St.	69 57			223 A Fl ori da A&M	69 59					
223 N Fl ori da A&M	68 67			279 A Coppin St.	88 85					
264 N South Carolina St.	79 69									
288 A Norfol k St.	73 53									

Hampton

Hampton

Non-Div I Games:

Hampton

Loss, 
Non-Conf, S Site, 
H Home
A Away 
N Neutral



## Hartford

Average RPI Win: 229

Average RPI Loss: 154

WON-LOST  
RECORDWINNING  
PCT. RANKLAST 10  
GAMESSTRENGTH OF  
SCHEDULEOPP. STRENGTH  
OF SCHEDULETEAM  
RPIADJ.  
RPICONF.  
RPIADJ CONF.  
RPI

DIV. I ONLY

7- 21

287

3- 7

115

225

255

255

23

21

DIV. I NON-CONF.

2- 9

283

0- 0

70

187

225

224

23

22

TOTALS

RPI 1-25

RPI 26-50

W-L RECORDS

RPI 51-100

RPI 150+

7- 21

0- 1

0- 1

OVERALL

0- 5

6- 9

4- 9

0- 0

0- 0

HOME

0- 3

3- 4

2- 10

0- 0

0- 1

AWAY

0- 1

2- 5

1- 2

0- 1

0- 0

NEUTRAL

0- 1

1- 0

2- 9

0- 1

0- 1

NON-CONFERENCE

0- 2

2- 3

1- 3

0- 0

0- 0

HOME

0- 1

1- 1

0- 4

0- 0

0- 1

AWAY

0- 0

0- 2

1- 2

0- 1

0- 0

NEUTRAL

0- 1

1- 0

5- 12

0- 0

0- 0

CONFERENCE

0- 3

4- 6

3- 6

0- 0

0- 0

HOME

0- 2

2- 3

2- 6

0- 0

0- 0

AWAY

0- 1

2- 3

0- 0

0- 0

0- 0

NEUTRAL

0- 0

0- 0

RPI 1-25

RPI 26-50

RPI 51-100

RPI 101+

Team's RPI: 255

RPI	S	Opponent	Score
20	N	Ohio St.	49 77

RPI	S	Opponent	Score
26	A	Colorado	40 69

RPI	S	Opponent	Score
54	N	Si ena	41 54
56	H	Hol y Cross	51 64
70	A	Mai ne	64 74
70	H	Mai ne	63 68
70	H	Mai ne	51 71

RPI	S	Opponent	Score
125	A	Vermont	61 64
125	H	Vermont	61 60
129	A	Rhode I sl and	53 56
139	H	George Mason	56 67
140	A	Boston U.	65 70
140	H	Boston U.	57 58
163	A	Dartmouth	72 86
186	H	Qui nni pi ac	85 63
207	A	Mari st	58 60
233	A	New Hampshi re	50 60
233	H	New Hampshi re	53 56
251	A	Northeastern	78 70
251	H	Northeastern	77 63
252	A	Bi nghamton	58 55
252	H	Bi nghamton	54 59
256	N	UMBC	60 47
263	A	Stony Brook	54 66
263	H	Stony Brook	57 58
284	A	Al bany (N. Y.)	63 70
284	H	Al bany (N. Y.)	65 56
291	H	Yal e	56 77

LAST 10 Div sion I GAMES:

70	H	Mai ne	51	71	284	H	Al bany (N. Y.)	65	56
251	H	Northeastern	77	63	263	A	Stony Brook	54	66
233	A	New Hampshi re	50	60	140	H	Boston U.	57	58
70	H	Mai ne	63	68	233	H	New Hampshi re	53	56
125	A	Vermont	61	64	252	A	Bi nghamton	58	55

H  
a  
r  
t  
f  
o  
r  
dH  
a  
r  
t  
f  
o  
r  
d

Non-Di v I Games:

Hartford

Loss, 
 Non-Conf, S Site, 
 H Home
A Away 
 N Neutral



Average RPI Win: 212		WON-LOST	WINNING	LAST 10	STRENGTH OF	OPP. STRENGTH	TEAM	ADJ.	CONF.	ADJ CONF.
Average RPI Loss: 15		RECORD	PCT. RANK	GAMES	SCHEDULE	OF SCHEDULE	RPI	RPI	RPI	RPI
DIV. I ONLY	22- 5	18	9- 1	132	145	43	45	20	20	
DIV. I NON-CONF.	8- 5	99	0- 1	81	57	66	67	22	23	
TOTALS	RPI 1-25	RPI 26-50	W-L RECORDS	RPI 51-100	RPI 150+					
22- 5	0- 5	0- 0	OVERALL	1- 0	19- 0					
11- 1	0- 1	0- 0	HOME	0- 0	10- 0					
10- 4	0- 4	0- 0	AWAY	1- 0	8- 0					
1- 0	0- 0	0- 0	NEUTRAL	0- 0	1- 0					
8- 5	0- 5	0- 0	NON-CONFERENCE	1- 0	5- 0					
4- 1	0- 1	0- 0	HOME	0- 0	3- 0					
3- 4	0- 4	0- 0	AWAY	1- 0	1- 0					
1- 0	0- 0	0- 0	NEUTRAL	0- 0	1- 0					
14- 0	0- 0	0- 0	CONFERENCE	0- 0	14- 0					
7- 0	0- 0	0- 0	HOME	0- 0	7- 0					
7- 0	0- 0	0- 0	AWAY	0- 0	7- 0					
0- 0	0- 0	0- 0	NEUTRAL	0- 0	0- 0					
RPI S	RPI 1-25	RPI 26-50	Team's RPI: 45	RPI 51-100	RPI 101+					
RPI S	Opponent	Score	RPI S	Opponent	Score	RPI S	Opponent	Score		
9	A Kansas St.	69 79		77	A Manhattan	71 56	118	H Syracuse	79 76	
12	A Vanderbilt	44 84				140	A Boston U.	78 74		
13	A Boston College	49 88				154	A Pennsylvani a	84 80		
17	A Rutgers	40 79				154	H Pennsylvani a	80 71		
24	H Minnesota	68 92				159	A Brown	83 51		
						159	H Brown	72 61		
						163	A Dartmouth	56 53		
						163	H Dartmouth	70 58		
						210	A Wagner	69 63		
						229	A Col umbi a	90 62		
						229	H Col umbi a	78 74		
						250	N Central Mi ch.	69 58		
						251	H Northeastern	79 70		
						257	H Col gate	69 54		
						268	A Pri nceton	72 60		
						268	H Pri nceton	78 42		
						276	A Cornel I	77 71		
						276	H Cornel I	61 47		
						287	H Central Conn. St.	64 52		
						291	A Yal e	69 65		
						291	H Yal e	79 54		
			LAST 10 Div	sion I GAMES:						
			9	A Kansas St.	69 79	268	A Pri nceton	72 60		
			159	A Brown	83 51	154	A Pennsylvani a	84 80		
			291	A Yal e	69 65	276	A Cornel I	77 71		
			229	H Col umbi a	78 74	229	A Col umbi a	90 62		
			276	H Cornel I	61 47	291	H Yal e	79 54		

Non-Div I Games:

Harvard

Loss, 
Non-Conf, S Site, 
H Home
A Away 
N Neutral



Average RPI Win: 164  
Average RPI Loss: 81

WON-LOST  
RECORD

WINNING  
PCT. RANK

LAST 10  
GAMES

STRENGTH OF  
SCHEDULE

OPP. STRENGTH  
OF SCHEDULE

TEAM  
RPI

ADJ.  
RPI

CONF.  
RPI

ADJ CONF.  
RPI

DIV. I ONLY	16- 14	142	4- 6	72	99	90	88	10	10
DIV. I NON-CONF.	6- 4	106	0- 1	43	46	53	53	10	10

TOTALS	RPI 1-25	RPI 26-50	W-L RECORDS	RPI 51-100	RPI 150+
16- 14	0- 6	0- 0	OVERALL	2- 1	8- 2
13- 5	0- 4	0- 0	HOME	2- 0	6- 0
3- 8	0- 1	0- 0	AWAY	0- 1	2- 2
0- 1	0- 1	0- 0	NEUTRAL	0- 0	0- 0
6- 4	0- 3	0- 0	NON-CONFERENCE	1- 0	2- 0
6- 3	0- 3	0- 0	HOME	1- 0	2- 0
0- 1	0- 0	0- 0	AWAY	0- 0	0- 0
0- 0	0- 0	0- 0	NEUTRAL	0- 0	0- 0
10- 10	0- 3	0- 0	CONFERENCE	1- 1	6- 2
7- 2	0- 1	0- 0	HOME	1- 0	4- 0
3- 7	0- 1	0- 0	AWAY	0- 1	2- 2
0- 1	0- 1	0- 0	NEUTRAL	0- 0	0- 0

RPI S	Opponent	Score
2	H Connecti cut	53 60
7	H Texas Tech	40 67
10	H North Carolina	50 61
14	A Loui si ana Tech	52 60
14	H Loui si ana Tech	44 67
14	N Loui si ana Tech	58 85

RPI S	Opponent	Score
-------	----------	-------

RPI S	Opponent	Score
66	H UCLA	70 66
73	A Fresno St.	51 54
73	H Fresno St.	64 43

RPI S	Opponent	Score
101	A Ri ce	50 54
101	H Ri ce	47 56
104	H Kentucky	70 59
111	H UNLV	71 66
121	A Ari zona St.	44 57
130	A Southern Methodist	56 66
130	H Southern Methodist	69 60
132	A Tul sa	42 45
132	A Tul sa	62 48
132	H Tul sa	66 64
149	H Gonzaga	71 61
153	H Loyol a Marymount	56 51
173	A San Jose St.	67 71
173	H San Jose St.	54 40
204	A Boi se St.	79 48
204	H Boi se St.	62 44
214	A UTEP	68 57
214	H UTEP	75 57
241	A Nevada	69 75
241	H Nevada	58 57
319	H Sacramento St.	79 53

LAST 10 Div sion I GAMES:

121	A Ari zona St.	44 57	101	H Ri ce	47 56
14	N Loui si ana Tech	58 85	132	H Tul sa	66 64
132	A Tul sa	62 48	73	A Fresno St.	51 54
214	A UTEP	68 57	241	A Nevada	69 75
204	A Boi se St.	79 48	173	A San Jose St.	67 71

Hawai i

Hawai i

Non-Di v I Games:

Hawai i

Loss, Non-Conf, S Site, H Home A Away N Neutral



High Point				Through Games of 2005 Final						
Average RPI Win: 259		WON-LOST RECORD	WINNING PCT. RANK	LAST 10 GAMES	STRENGTH OF SCHEDULE	OPP. STRENGTH OF SCHEDULE	TEAM RPI	ADJ. RPI	CONF. RPI	ADJ CONF. RPI
DIV. I ONLY		16- 12	113	5- 5	240	270	177	176	26	26
DIV. I NON-CONF.		5- 4	121	0- 1	117	14	90	94	11	11
TOTALS		RPI 1-25	RPI 26-50	W-L RECORDS	RPI 51-100	RPI 150+				
16- 12		0- 0	0- 0	OVERALL	0- 4	15- 5				
8- 2		0- 0	0- 0	HOME	0- 1	7- 1				
6- 10		0- 0	0- 0	AWAY	0- 3	6- 4				
2- 0		0- 0	0- 0	NEUTRAL	0- 0	2- 0				
5- 4		0- 0	0- 0	NON-CONFERENCE	0- 1	5- 1				
3- 0		0- 0	0- 0	HOME	0- 0	2- 0				
2- 5		0- 0	0- 0	AWAY	0- 1	2- 1				
1- 0		0- 0	0- 0	NEUTRAL	0- 0	1- 0				
10- 7		0- 0	0- 0	CONFERENCE	0- 3	10- 4				
5- 2		0- 0	0- 0	HOME	0- 1	5- 1				
4- 5		0- 0	0- 0	AWAY	0- 2	4- 3				
1- 0		0- 0	0- 0	NEUTRAL	0- 0	1- 0				
RPI 1-25		RPI 26-50		RPI 51-100		RPI 101+		Team's RPI: 176		
RPI S	Opponent	Score	RPI S	Opponent	Score	RPI S	Opponent	Score		
					55 <span>A</span> Liberty	68 <span>77</span>	108 <span>A</span> Iowa St.	46 <span>109</span>		
					55 <span>A</span> Liberty	71 <span>84</span>	110 <span>A</span> Wake Forest	32 <span>82</span>		
					55 <span>H</span> Liberty	53 <span>71</span>	112 <span>A</span> Western Caro.	47 <span>72</span>		
					63 <span>A</span> Clemson	56 <span>84</span>	124 <span>H</span> Furman	52 <span>51</span>		
							166 <span>A</span> El on	63 <span>64</span>		
							166 <span>A</span> El on	80 <span>66</span>		
							166 <span>H</span> El on	41 <span>68</span>		
							205 <span>A</span> Bi rmi ngham-So.	62 <span>73</span>		
							205 <span>H</span> Bi rmi ngham-So.	59 <span>56</span>		
							219 <span>A</span> Coastal Caro.	57 <span>47</span>		
							219 <span>H</span> Coastal Caro.	90 <span>70</span>		
							239 <span>A</span> Charleston So.	54 <span>91</span>		
							239 <span>H</span> Charleston So.	75 <span>56</span>		
							266 <span>A</span> Radford	60 <span>61</span>		
							266 <span>H</span> Radford	64 <span>53</span>		
							266 N Radford	59 <span>45</span>		
							286 <span>A</span> Campbel l	59 <span>58</span>		
							293 <span>A</span> Wi nthrop	72 <span>66</span>		
							293 <span>H</span> Wi nthrop	56 <span>55</span>		
							304 <span>H</span> Gardner-Webb	65 <span>40</span>		
							312 <span>A</span> N. C. A&T	79 <span>34</span>		
							316 <span>A</span> UNC Asheville	69 <span>39</span>		
							316 <span>H</span> UNC Asheville	59 <span>40</span>		
							321 N Centenary (La.)	83 <span>56</span>		
				LAST 10 Divi si on I GAMES:						
					55 <span>A</span> Liberty	71 <span>84</span>	293 <span>A</span> Wi nthrop	72 <span>66</span>		
					166 <span>A</span> El on	80 <span>66</span>	55 <span>A</span> Liberty	68 <span>77</span>		
					266 N Radford	59 <span>45</span>	239 <span>H</span> Charleston So.	75 <span>56</span>		
					166 <span>H</span> El on	41 <span>68</span>	219 <span>H</span> Coastal Caro.	90 <span>70</span>		
					266 <span>A</span> Radford	60 <span>61</span>	205 <span>A</span> Bi rmi ngham-So.	62 <span>73</span>		

High Point

High Point



Average RPI Win: 250		WON-LOST RECORD		WINNING PCT. RANK		LAST 10 GAMES		STRENGTH OF SCHEDULE		OPP. STRENGTH OF SCHEDULE		TEAM RPI		ADJ. RPI		CONF. RPI		ADJ CONF. RPI		
DIV. I ONLY		8- 21		280		2- 8		251		202		278		278		16		16		
DIV. I NON-CONF.		3- 6		230		0- 0		294		307		285		286		16		16		
TOTALS		RPI 1-25		RPI 26-50		W-L RECORDS		RPI 51-100				RPI 150+								
8- 21		0- 0		0- 3		OVERALL		0- 5				7- 10								
5- 7		0- 0		0- 1		HOME		0- 2				4- 3								
2- 12		0- 0		0- 2		AWAY		0- 2				2- 6								
1- 2		0- 0		0- 0		NEUTRAL		0- 1				1- 1								
3- 6		0- 0		0- 0		NON-CONFERENCE		0- 1				3- 5								
1- 2		0- 0		0- 0		HOME		0- 0				1- 2								
2- 2		0- 0		0- 0		AWAY		0- 0				2- 2								
0- 2		0- 0		0- 0		NEUTRAL		0- 1				0- 1								
5- 15		0- 0		0- 3		CONFERENCE		0- 4				4- 5								
4- 5		0- 0		0- 1		HOME		0- 2				3- 1								
0- 10		0- 0		0- 2		AWAY		0- 2				0- 4								
1- 0		0- 0		0- 0		NEUTRAL		0- 0				1- 0								
RPI 1-25		RPI 26-50		RPI 51-100		RPI 101+ Team's RPI: 278														
RPI S	Opponent	Score	RPI S	Opponent	Score	RPI S	Opponent	Score	RPI S	Opponent	Score	RPI S	Opponent	Score	RPI S	Opponent	Score	RPI S	Opponent	Score
44	A Old Domini on	49 81	76	A Del aware	47 65	134	A James Madi son	78 87												
44	A Old Domini on	46 88	76	H Del aware	69 80	134	H James Madi son	60 71												
44	H Old Domini on	69 99	87	N Georgetown	69 72	139	A George Mason	61 73												
			93	A UNC Wi l mi ngton	47 63	139	H George Mason	69 56												
			93	H UNC Wi l mi ngton	63 65	181	A Fai rfi el d	89 70												
						200	A Va. Commonweal th	57 74												
						200	H Va. Commonweal th	81 87												
						209	N Morehead St.	57 77												
						210	A Wagner	61 75												
						213	A Drexel	65 69												
						213	H Drexel	61 50												
						223	H Fl ori da A&M	68 72												
						229	H Col umbi a	61 64												
						262	A Wi lli am & Mary	53 59												
						262	H Wi lli am & Mary	80 78												
						262	N Wi lli am & Mary	69 66												
						268	A Pri nceton	71 89												
						306	A Stetson	71 63												
						313	A Towson	49 62												
						313	H Towson	58 42												
						323	H St. Francis (N.Y. )	88 62												
LAST 10 Div sion I GAMES:																				
44	A Old Domini on	46 88	76	A Del aware	47 65															
262	N Wi lli am & Mary	69 66	134	H James Madi son	60 71															
139	A George Mason	61 73	44	H Old Domini on	69 99															
313	A Towson	49 62	200	H Va. Commonweal th	81 87															
93	H UNC Wi l mi ngton	63 65	262	H Wi lli am & Mary	80 78															

Non-Div I Games:

Hofstra



# Holy Cross

Average RPI Win:

217

Average RPI Loss:

56

WON-LOST  
RECORD

WINNING  
PCT. RANK

LAST 10  
GAMES

STRENGTH OF  
SCHEDULE

OPP. STRENGTH  
OF SCHEDULE

TEAM  
RPI

ADJ.  
RPI

CONF.  
RPI

ADJ CONF.  
RPI

DIV. I ONLY

24- 8

26

9- 1

114

154

56

56

22

23

DIV. I NON-CONF.

8- 7

148

0- 1

48

49

69

69

24

24

TOTALS

RPI 1-25

RPI 26-50

W-L RECORDS

RPI 51-100

RPI 150+

24- 8

0- 4

0- 2

OVERALL

2- 1

20- 1

10- 4

0- 2

0- 1

HOME

0- 0

8- 1

10- 3

0- 2

0- 0

AWAY

1- 1

9- 0

4- 1

0- 0

0- 1

NEUTRAL

1- 0

3- 0

8- 7

0- 4

0- 2

NON-CONFERENCE

2- 1

4- 0

3- 3

0- 2

0- 1

HOME

0- 0

1- 0

3- 3

0- 2

0- 0

AWAY

1- 1

2- 0

2- 1

0- 0

0- 1

NEUTRAL

1- 0

1- 0

16- 1

0- 0

0- 0

CONFERENCE

0- 0

16- 1

7- 1

0- 0

0- 0

HOME

0- 0

7- 1

7- 0

0- 0

0- 0

AWAY

0- 0

7- 0

2- 0

0- 0

0- 0

NEUTRAL

0- 0

2- 0

RPI 1-25

RPI S Opponent

Score

RPI 26-50

RPI S Opponent

Score

RPI 51-100

RPI S Opponent

Score

RPI 101+

RPI S Opponent

Score

2	H	Connecticut	46	68
12	A	Vanderbilt	54	86
13	H	Boston College	45	63
16	A	Penn St.	33	64

31	N	TCU	54	68
47	H	Colorado St.	69	73

54	A	Si ena	66	59
70	N	Maine	75	74
96	A	La Salle	61	68

125	H	Vermont	74	62
143	H	Fordham	70	62
178	A	American	84	78
178	H	American	65	55
190	H	St. Peter's	70	64
203	A	Bucknell	91	79
203	H	Bucknell	86	76
203	N	Bucknell	66	63
225	A	Navy	75	66
225	H	Navy	67	55
227	A	Lehigh	78	65
227	H	Lehigh	56	58
236	A	Army	60	56
236	H	Army	52	41
236	H	Army	78	65
251	A	Northeastern	71	63
255	A	Hartford	64	51
257	A	Colgate	76	68
257	H	Colgate	68	63
309	A	Lafayette	82	56
309	H	Lafayette	83	58
309	N	Lafayette	80	60
317	N	Savannah St.	74	39

LAST 10 Division I GAMES:

16	A	Penn St.	33	64
236	H	Army	78	65
203	N	Bucknell	66	63
309	N	Lafayette	80	60
227	A	Lehigh	78	65

203	A	Bucknell	91	79
225	H	Navy	67	55
178	H	American	65	55
309	H	Lafayette	83	58
257	A	Colgate	76	68

H  
o  
l  
y  
C  
r  
o  
s  
s

H  
o  
l  
y  
C  
r  
o  
s  
s

Non-Div I Games:

Holy Cross

Loss, Non-Conf, S Site, H Home A Away N Neutral



Houston Through Games of 2005 FIVWE											
Average RPI Win:	154	WON-LOST	WINNING	LAST 10	STRENGTH OF	OPP. STRENGTH	TEAM	ADJ.	CONF.	ADJ CONF.	
Average RPI Loss:	72	RECORD	PCT. RANK	GAMES	SCHEDULE	OF SCHEDULE	RPI	RPI	RPI	RPI	
DIV. I ONLY	15- 13	134	5- 5	110	79	112	107	9	9		
DIV. I NON-CONF.	9- 4	60	1- 0	162	89	77	76	8	8		
TOTALS	RPI 1-25	RPI 26-50	W-L RECORDS	RPI 51-100	RPI 150+						
15- 13	1- 1	1- 5	OVERALL	2- 4	8- 1						
10- 3	1- 1	1- 0	HOME	2- 1	5- 0						
3- 7	0- 0	0- 4	AWAY	0- 2	2- 1						
2- 3	0- 0	0- 1	NEUTRAL	0- 1	1- 0						
9- 4	1- 1	0- 1	NON-CONFERENCE	2- 1	5- 1						
5- 1	1- 1	0- 0	HOME	2- 0	2- 0						
2- 1	0- 0	0- 0	AWAY	0- 0	2- 1						
2- 2	0- 0	0- 1	NEUTRAL	0- 1	1- 0						
6- 9	0- 0	1- 4	CONFERENCE	0- 3	3- 0						
5- 2	0- 0	1- 0	HOME	0- 1	3- 0						
1- 6	0- 0	0- 4	AWAY	0- 2	0- 0						
0- 1	0- 0	0- 0	NEUTRAL	0- 0	0- 0						
RPI 1-25		RPI 26-50		RPI 51-100		RPI 101+		Team's RPI: 107			
RPI S	Opponent	Score	RPI S	Opponent	Score	RPI S	Opponent	Score			
11 H	Mi ssi ssi ppi St.	57 76	31 A	TCU	51 60	64 H	Charlotte	70 76	102 H	St. Louis	80 73
19 H	Georgi a	81 78	31 H	TCU	64 50	72 N	Ball St.	63 78	120 N	Fl ori da	71 60
			35 A	DePaul	52 101	74 H	Al abama	68 62	126 H	Memphi s	69 74
			41 A	Ci nci nnati	69 79	80 A	Marquette	68 74	131 A	Southern Mi ss.	53 52
			46 A	Tul ane	62 65	89 H	Northern Iowa	92 74	131 N	Southern Mi ss.	69 71
			48 N	Washi ngton	65 76	94 A	Loui sville	78 90	155 A	Oral Roberts	62 64
									158 H	Texas A&M	87 74
									168 H	East Caro.	90 79
									179 H	UAB	84 47
									196 A	Tex. A&M-Corp.	66 43
										Chris	
									214 A	UTEP	89 86
									232 H	South Fla.	77 73
									296 N	Wofford	78 61
									300 H	Sam Houston St.	106 54
LAST 10 Div					si on I GAMES:						
131 N Southern Mi ss.					69 71	102 H St. Louis					80 73
179 H UAB					84 47	126 H Memphi s					69 74
232 H South Fla.					77 73	196 A Tex. A&M-Corp.					66 43
131 A Southern Mi ss.					53 52	Chris					
46 A Tul ane					62 65	31 A TCU					51 60

Houston

Houston

### Non-Div I Games:

Houston

■ Loss, ■ Non-Conf, S Site, H Home A Away N Neutral



80	A	Marquette	68	74
----	---	-----------	----	----

H  
o  
u  
s  
t  
o  
n

H  
o  
u  
s  
t  
o  
n



Average RPI Win: 280		WON-LOST RECORD	WINNING PCT. RANK	LAST 10 GAMES	STRENGTH OF SCHEDULE	OPP. STRENGTH OF SCHEDULE	TEAM RPI	ADJ. RPI	CONF. RPI	ADJ CONF. RPI	
Average RPI Loss: 142											
DIV. I ONLY		12- 17	210	6- 4	152	272	212	208	30	30	
DIV. I NON-CONF.		0- 9	315	0- 0	42	50	250	247	30	30	
TOTALS		RPI 1-25	RPI 26-50	W-L RECORDS	RPI 51-100	RPI 150+					
12- 17		0- 3	0- 0	OVERALL	0- 3	12- 8					
7- 3		0- 0	0- 0	HOME	0- 2	7- 1					
4- 10		0- 3	0- 0	AWAY	0- 1	4- 4					
1- 4		0- 0	0- 0	NEUTRAL	0- 0	1- 3					
0- 9		0- 3	0- 0	NON-CONFERENCE	0- 1	0- 2					
0- 1		0- 0	0- 0	HOME	0- 1	0- 0					
0- 5		0- 3	0- 0	AWAY	0- 0	0- 0					
0- 3		0- 0	0- 0	NEUTRAL	0- 0	0- 2					
12- 8		0- 0	0- 0	CONFERENCE	0- 2	12- 6					
7- 2		0- 0	0- 0	HOME	0- 1	7- 1					
4- 5		0- 0	0- 0	AWAY	0- 1	4- 4					
1- 1		0- 0	0- 0	NEUTRAL	0- 0	1- 1					
RPI 1-25		RPI 26-50	RPI 51-100	RPI 101+	Team's RPI : 208						
RPI S	Opponent	Score	RPI S	Opponent	Score	RPI S	Opponent	Score			
3	A Duke	53 128				83	A Hampton	69 95	127	A Pittsburgh	75 94
5	A Villanova	57 82				83	H Hampton	77 81	135	N Buffalo	81 87
23	A George Washington	45 96				96	H La Salle	64 73	139	A George Mason	52 89
									168	N East Caro.	66 76
									183	A Delaware St.	57 76
									183	H Delaware St.	69 77
									183	N Delaware St.	54 67
									223	A Florida A&M	72 82
									223	H Florida A&M	92 75
									244	N Loyola (Md.)	70 73
									247	A Bethune-Cookman	73 80
									247	H Bethune-Cookman	77 47
									264	A South Carolina St.	81 75
									264	H South Carolina St.	72 59
									279	A Coppin St.	79 63
									282	A Md. -East. Shore	74 77
									282	H Md. -East. Shore	90 76
									282	N Md. -East. Shore	73 63
									288	A Norfolk St.	91 77
									288	H Norfolk St.	81 74
									312	A N. C. A&T	82 67
									312	H N. C. A&T	81 59
									322	H Morgan St.	98 37
			LAST 10 Division I GAMES:								
			183 N Delaware St.			54 67	264 A South Carolina St.			81 75	
			282 N Md. -East. Shore			73 63	223 H Florida A&M			92 75	
			282 A Md. -East. Shore			74 77	247 H Bethune-Cookman			77 47	
			183 H Delaware St.			69 77	83 A Hampton			69 95	
			312 A N. C. A&T			82 67	288 A Norfolk St.			91 77	

Howard

Non-Div I Games:

Howard

Loss, 
Non-Conf, S Site, 
H Home
A Away 
N Neutral



Average RPI Win: 282		WON-LOST	WINNING	LAST 10	STRENGTH OF	OPP. STRENGTH	TEAM	ADJ.	CONF.	ADJ CONF.
Average RPI Loss: 183		RECORD	PCT. RANK	GAMES	SCHEDULE	OF SCHEDULE	RPI	RPI	RPI	RPI
DIV. I ONLY		9- 18	247	6- 4	320	258	294	294	32	32
DIV. I NON-CONF.		4- 14	271	3- 1	249	229	286	292	32	32
TOTALS		RPI 1-25	RPI 26-50	W-L RECORDS	RPI 51-100	RPI 150+				
9- 18		0- 2	0- 0	OVERALL	0- 4	8- 12				
5- 4		0- 0	0- 0	HOME	0- 0	4- 4				
2- 14		0- 2	0- 0	AWAY	0- 4	2- 8				
2- 0		0- 0	0- 0	NEUTRAL	0- 0	2- 0				
4- 14		0- 2	0- 0	NON-CONFERENCE	0- 4	3- 8				
2- 3		0- 0	0- 0	HOME	0- 0	1- 3				
1- 11		0- 2	0- 0	AWAY	0- 4	1- 5				
1- 0		0- 0	0- 0	NEUTRAL	0- 0	1- 0				
5- 4		0- 0	0- 0	CONFERENCE	0- 0	5- 4				
3- 1		0- 0	0- 0	HOME	0- 0	3- 1				
1- 3		0- 0	0- 0	AWAY	0- 0	1- 3				
1- 0		0- 0	0- 0	NEUTRAL	0- 0	1- 0				
RPI 1-25		RPI 26-50	RPI 51-100	RPI 101+ Team's RPI: 294						
RPI S	Opponent	Score	RPI S	Opponent	Score	RPI S	Opponent	Score		
22	A Notre Dame	54 82				136	H Southeast Mo. St.	90 87		
24	A Minnesota	73 116				158	A Texas A&M	46 82		
						196	A Tex. A&M-Corp.	88 99		
						196	H Tex. A&M-Corp.	60 67		
						231	A Wright St.	60 65		
						240	A Lipscomb	42 61		
						240	H Lipscomb	88 73		
						245	A Detroit	65 77		
						248	H Bowling Green	58 76		
						265	A Cleveland St.	64 89		
						265	H Cleveland St.	65 80		
						270	A Murray St.	62 79		
						273	H IUPUI	64 81		
						292	A Eastern Ill.	71 68		
						298	H Youngstown St.	80 77		
						305	A Tex. -Pan American	57 71		
						305	H Tex. -Pan American	64 57		
						308	N Ark. -Little Rock	76 62		
						317	N Savannah St.	96 46		
						321	A Centenary (La.)	77 75		
						321	H Centenary (La.)	91 69		
		LAST 10 Division I GAMES:								
265	A Cleveland St.	64 89	240	A Lipscomb	42 61					
196	A Tex. A&M-Corp. Chris	88 99	321	A Centenary (La.)	77 75					
305	A Tex. -Pan American	57 71	240	H Lipscomb	88 73					
305	H Tex. -Pan American	64 57	298	H Youngstown St.	80 77					
136	H Southeast Mo. St.	90 87	292	A Eastern Ill.	71 68					

Non-Div I Games: Ferris St.

84 85

IPFW

Loss, 
Non-Conf, 
S Site, 
H Home
A Away
N Neutral



I  
U  
P  
U  
I

Non-Div I Games: St. Joseph's (1974-70)

Page 113



Team										Through Games Of 2005 FIVRE									
Average RPI Win:		262	WON-LOST RECORD		WINNING PCT. RANK	LAST 10 GAMES		STRENGTH OF SCHEDULE		OPP. STRENGTH OF SCHEDULE		TEAM RPI		ADJ. RPI		CONF. RPI		ADJ CONF. RPI	
DIV. I ONLY		10- 17	232	4- 6		295		274		270		274		28		28			
DIV. I NON-CONF.		2- 8	277	0- 1		281		193		302		303		27		28			
TOTALS		RPI 1-25	RPI 26-50		W-L RECORDS		RPI 51-100		RPI 150+										
10- 17		0- 0	0- 3		OVERALL		0- 1		10- 13										
6- 5		0- 0	0- 1		HOME		0- 0		6- 4										
4- 10		0- 0	0- 1		AWAY		0- 1		4- 8										
0- 2		0- 0	0- 1		NEUTRAL		0- 0		0- 1										
2- 8		0- 0	0- 1		NON-CONFERENCE		0- 1		2- 6										
1- 2		0- 0	0- 0		HOME		0- 0		1- 2										
1- 5		0- 0	0- 0		AWAY		0- 1		1- 4										
0- 1		0- 0	0- 1		NEUTRAL		0- 0		0- 0										
8- 9		0- 0	0- 2		CONFERENCE		0- 0		8- 7										
5- 3		0- 0	0- 1		HOME		0- 0		5- 2										
3- 5		0- 0	0- 1		AWAY		0- 0		3- 4										
0- 1		0- 0	0- 0		NEUTRAL		0- 0		0- 1										
RPI 1-25		RPI 26-50		RPI 51-100		Team's RPI: 274													
RPI S	Opponent	Score	RPI S	Opponent	Score	RPI S	Opponent	Score	RPI S	Opponent	Score								
28	N Utah	43 56	62	A Weber St.	64 78	173	H San Jose St.	73 57											
42	A UC Santa Barb.	42 71				191	A Paci fi c (Cal . )	42 56											
42	H UC Santa Barb.	58 70				191	H Paci fi c (Cal . )	74 53											
						193	H Eastern Wash.	57 73											
						202	A UC Irvi ne	59 72											
						202	H UC Irvi ne	74 68											
						202	N UC Irvi ne	60 65											
						204	H Boise St.	51 58											
						220	A St. Mary' s (Cal . )	57 75											
						237	A Portland St.	44 54											
						243	A Long Beach St.	55 48											
						243	H Long Beach St.	61 73											
						253	A Washi ngton St.	53 82											
						272	A Idaho St.	49 72											
						280	A Southern Utah	66 64											
						289	A Cal Poly	35 63											
						289	H Cal Poly	79 85											
						297	A Cal St. Fullerton	55 70											
						297	H Cal St. Fullerton	67 53											
						301	A UC Ri versi de	75 58											
						301	H UC Ri versi de	71 61											
						315	A Cal St. Northrid ge	69 58											
						315	H Cal St. Northrid ge	60 43											
LAST 10 Divi si on I GAMES:																			
202	N UC Irvi ne	60 65	301	H UC Ri versi de	71 61														
315	A Cal St. Northrid ge	69 58	243	A Long Beach St.	55 48														
191	A Paci fi c (Cal . )	42 56	202	A UC Irvi ne	59 72														
253	A Washi ngton St.	53 82	42	H UC Santa Barb.	58 70														
297	H Cal St. Fullerton	67 53	289	H Cal Poly	79 85														

Non-Div I Games: St. Martin's	67	74
-------------------------------	----	----

I daho

Loss, Non-Conf, S Site, H Home A Away N Neutral



Average RPI Win: 279		WON-LOST RECORD		WINNING PCT. RANK		LAST 10 GAMES		STRENGTH OF SCHEDULE		OPP. STRENGTH OF SCHEDULE		TEAM RPI		ADJ. RPI		CONF. RPI		ADJ CONF. RPI	
DIV. I ONLY		5- 20		303		1- 9		166		196		273		272		19		19	
DIV. I NON-CONF.		3- 8		254		0- 0		170		185		242		243		20		20	
TOTALS		RPI 1-25		RPI 26-50		W-L RECORDS		RPI 51-100		RPI 150+									
5- 20		0- 0		0- 1		OVERALL		0- 8		5- 9									
3- 7		0- 0		0- 0		HOME		0- 4		3- 3									
2- 12		0- 0		0- 1		AWAY		0- 4		2- 5									
0- 1		0- 0		0- 0		NEUTRAL		0- 0		0- 1									
3- 8		0- 0		0- 1		NON-CONFERENCE		0- 2		3- 3									
2- 1		0- 0		0- 0		HOME		0- 1		2- 0									
1- 6		0- 0		0- 1		AWAY		0- 1		1- 2									
0- 1		0- 0		0- 0		NEUTRAL		0- 0		0- 1									
2- 12		0- 0		0- 0		CONFERENCE		0- 6		2- 6									
1- 6		0- 0		0- 0		HOME		0- 3		1- 3									
1- 6		0- 0		0- 0		AWAY		0- 3		1- 3									
0- 0		0- 0		0- 0		NEUTRAL		0- 0		0- 0									

RPI 1-25		RPI 26-50		RPI 51-100		RPI 101+ Team's RPI: 272		
RPI S	Opponent	Score	RPI S	Opponent	Score	RPI S	Opponent	Score
28	A Utah	52 91	51	H Brigham Young	59 69	101	A Rice	49 85
			62	A Weber St.	49 80	116	A Oregon St.	48 67
			62	H Weber St.	69 72	156	A New Mexico St.	76 92
			81	A Wyomi ng	44 69	192	N Northwestern St.	84 97
			82	A Montana St.	54 77	193	A Eastern Wash.	60 64
			82	H Montana St.	74 95	193	H Eastern Wash.	61 65
			98	A Montana	47 79	204	A Boi se St.	63 49
			98	H Montana	55 66	206	A Northern Ari z.	60 82
						206	H Northern Ari z.	56 59
						226	A Denver	72 81
						237	A Portl and St.	64 78
						237	H Portl and St.	64 65
						274	H Idaho	72 49
						280	H Southern Utah	83 75
						319	A Sacramento St.	70 67
						319	H Sacramento St.	77 62

LAST 10 Division I GAMES:			
62	H	Weber St.	69 72
193	H	Eastern Wash.	61 65
237	H	Portl and St.	64 65
319	A	Sacramento St.	70 67
206	A	Northern Ari z.	60 82
98	H	Montana	55 66
82	H	Montana St.	74 95
62	A	Weber St.	49 80
237	A	Portl and St.	64 78
193	A	Eastern Wash.	60 64

Non-Div I Games: Montana Tech 82 59

Idaho St.



Average RPI Win: 245		WON-LOST RECORD		WINNING PCT. RANK		LAST 10 GAMES		STRENGTH OF SCHEDULE		OPP. STRENGTH OF SCHEDULE		TEAM RPI		ADJ. RPI		CONF. RPI		ADJ CONF. RPI	
DIV. I ONLY		17- 11		95		7- 3		299		191		182		185		25		25	
DIV. I NON-CONF.		6- 5		131		0- 0		270		167		199		198		21		21	
TOTALS		RPI 1-25		RPI 26-50		W-L RECORDS		RPI 51-100		RPI 150+									
17- 11		0- 0		0- 3		OVERALL		0- 2		17- 5									
10- 3		0- 0		0- 1		HOME		0- 1		10- 0									
7- 7		0- 0		0- 2		AWAY		0- 1		7- 4									
0- 1		0- 0		0- 0		NEUTRAL		0- 0		0- 1									
6- 5		0- 0		0- 1		NON-CONFERENCE		0- 2		6- 1									
3- 2		0- 0		0- 0		HOME		0- 1		3- 0									
3- 3		0- 0		0- 1		AWAY		0- 1		3- 1									
0- 0		0- 0		0- 0		NEUTRAL		0- 0		0- 0									
11- 6		0- 0		0- 2		CONFERENCE		0- 0		11- 4									
7- 1		0- 0		0- 1		HOME		0- 0		7- 0									
4- 4		0- 0		0- 1		AWAY		0- 0		4- 3									
0- 1		0- 0		0- 0		NEUTRAL		0- 0		0- 1									
RPI 1-25		Score		RPI 26-50		Score		RPI 51-100		Score		RPI 101+		Team's RPI: 185		Score			
RPI S Opponent				RPI S Opponent				RPI S Opponent				RPI S Opponent							
				35 A DePaul		63 87		57 H Western Ky.		70 81		105 H Mi ssi ssi ppi		64 65					
				38 A Wi s. -Green Bay		56 97		74 A Al abama		72 80		169 A Wi s. -Mi l waukee		49 61					
				38 H Wi s. -Green Bay		59 78						169 H Wi s. -Mi l waukee		84 73					
												175 A Northwestern		58 53					
												183 A Del aware St.		74 70					
												198 A Troy St.		53 74					
												211 A Loyol a (Ill.)		80 69					
												211 H Loyol a (Ill.)		75 60					
												231 A Wri ght St.		76 57					
												231 H Wri ght St.		82 66					
												235 A Chi cago St.		72 71					
												245 A Detroit t		84 81					
												245 H Detroit t		77 59					
												245 N Detroit t		43 63					
												254 H Illinois St.		72 55					
												265 A Cl evel and St.		68 82					
												265 H Cl evel and St.		85 80					
												285 A Butler		63 69					
												285 H Butler		82 64					
												298 A Youngstown St.		75 69					
												298 H Youngstown St.		76 60					
												302 H Akron		65 53					
												322 H Morgan St.		72 45					

Non-Di v I Games:

Ill. -Chi cago

Loss, 
Non-Conf, S Site, 
H Home
A Away 
N Neutral



Average RPI Win: 98		WON-LOST RECORD		WINNING PCT. RANK		LAST 10 GAMES		STRENGTH OF SCHEDULE		OPP. STRENGTH OF SCHEDULE		TEAM RPI		ADJ. RPI		CONF. RPI		ADJ CONF. RPI		
DIV. I ONLY		17- 12		103		4- 6		24		26		39		36		4		4		
DIV. I NON-CONF.		8- 4		68		0- 2		21		43		31		31		3		3		
TOTALS		RPI 1-25		RPI 26-50		W-L RECORDS		RPI 51-100		RPI 150+										
17- 12		2- 6		3- 3		OVERALL		6- 1		5- 1										
11- 3		2- 2		3- 1		HOME		2- 0		3- 0										
4- 6		0- 3		0- 1		AWAY		3- 0		1- 1										
2- 3		0- 1		0- 1		NEUTRAL		1- 1		1- 0										
8- 4		0- 1		3- 3		NON-CONFERENCE		2- 0		3- 0										
5- 1		0- 0		3- 1		HOME		1- 0		1- 0										
1- 1		0- 0		0- 1		AWAY		0- 0		1- 0										
2- 2		0- 1		0- 1		NEUTRAL		1- 0		1- 0										
9- 8		2- 5		0- 0		CONFERENCE		4- 1		2- 1										
6- 2		2- 2		0- 0		HOME		1- 0		2- 0										
3- 5		0- 3		0- 0		AWAY		3- 0		0- 1										
0- 1		0- 0		0- 0		NEUTRAL		0- 1		0- 0										
RPI 1-25		RPI 26-50		Team's RPI: 36		RPI 51-100		RPI 101+												
RPI S	Opponent	Score		RPI S	Opponent	Score		RPI S	Opponent	Score		RPI S	Opponent	Score						
8	A Purdue	67 79		29	A Ari zona	73 75		53	A Iowa	82 72		144	A Indi ana	82 85						
8	H Purdue	78 82		30	H Auburn	80 68		53	H Iowa	73 58		144	H Indi ana	63 58						
11	N Mi ssi ssi ppi St.	67 72		33	N Vi rgi ni a	56 72		58	A Mi chi gan St.	75 65		171	A Wi sconsi n	59 69						
16	H Penn St.	69 82		35	H DePaul	71 67		71	N Mi ssouri	70 67		171	H Wi sconsi n	73 56						
20	A Ohio St.	74 82		38	H Wi s. -Green Bay	78 65		90	A Mi chi gan	89 57		174	N North Texas	92 68						
20	H Ohio St.	58 54		42	H UC Santa Barb.	72 77		90	N Mi chi gan	59 83		175	H Northwestern	60 58						
24	A Mi nnesota	62 77						91	H St. Franci s (Pa. )	55 52		180	H Eastern Mi ch.	65 57						
24	H Mi nnesota	94 80										254	A Illi nois St.	71 46						
				LAST 10 Div				si on I GAMES:												
				33 N Vi rgi ni a 56 72				20 H Ohio St. 58 54												
				90 N Mi chi gan 59 83				8 A Purdue 67 79												
				144 A Indi ana 82 85				42 H UC Santa Barb. 72 77												
				175 H Northwestern 60 58				53 H Iowa 73 58												
				58 A Mi chi gan St. 75 65				16 H Penn St. 69 82												

Non-Div I Games:

Illinois

Illinois

Illinois



Average RPI Win:		171	WON-LOST		WINNING	LAST 10	STRENGTH OF		OPP. STRENGTH	TEAM	ADJ.	CONF.	ADJ CONF.
Average RPI Loss:		131	RECORD		PCT. RANK	GAMES	SCHEDULE		OF SCHEDULE	RPI	RPI	RPI	RPI
DIV. I ONLY		7- 21	287		2- 8		143		131		254		11
DIV. I NON-CONF.		2- 7	271		0- 0		240		228		283		12
TOTALS		RPI 1-25	RPI 26-50		W-L RECORDS		RPI 51-100		RPI 150+				
7- 21		0- 0	0- 4		OVERALL		2- 5		4- 8				
2- 11		0- 0	0- 2		HOME		1- 2		1- 4				
5- 9		0- 0	0- 1		AWAY		1- 3		3- 4				
0- 1		0- 0	0- 1		NEUTRAL		0- 0		0- 0				
2- 7		0- 0	0- 1		NON-CONFERENCE		0- 1		2- 4				
1- 3		0- 0	0- 1		HOME		0- 0		1- 1				
1- 4		0- 0	0- 0		AWAY		0- 1		1- 3				
0- 0		0- 0	0- 0		NEUTRAL		0- 0		0- 0				
5- 14		0- 0	0- 3		CONFERENCE		2- 4		2- 4				
1- 8		0- 0	0- 1		HOME		1- 2		0- 3				
4- 5		0- 0	0- 1		AWAY		1- 2		2- 1				
0- 1		0- 0	0- 1		NEUTRAL		0- 0		0- 0				
RPI 1-25		RPI 26-50		RPI 51-100		RPI 101+		Team's RPI: 254					
RPI S	Opponent	Score	RPI S	Opponent	Score	RPI S	Opponent	Score	RPI S	Opponent	Score		
			36 H	Illinois	46 71	75 A	Indiana St.	54 74	115 A	Drake	46 65		
			50 A	Creighton	50 72	75 H	Indiana St.	51 70	115 H	Drake	52 68		
			50 H	Creighton	72 77	78 A	Southwest Mo. St.	60 56	137 A	Wichita St.	67 52		
			50 N	Creighton	54 70	78 H	Southwest Mo. St.	58 54	137 H	Wichita St.	57 78		
						89 A	Northern Iowa	55 69	144 H	Indiana	64 71		
						89 H	Northern Iowa	59 71	151 A	Bradley	59 63		
						95 A	Western Mi ch.	79 100	151 H	Bradley	54 70		
									177 A	Northern Ill.	48 80		
									184 A	Evansville	75 73		
									184 H	Evansville	63 70		
									185 A	Ill. -Chi cago	55 72		
									188 A	Portland	61 59		
									237 A	Portland St.	54 72		
									260 A	Southern Ill.	65 56		
									260 H	Southern Ill.	69 74		
									273 H	IUPUI	77 60		
									285 H	Butler	57 59		
		LAST 10 Division I GAMES:											
			50 N	Creighton	54 70	184 H	Evansville	63 70					
			75 A	Indiana St.	54 74	137 A	Wichita St.	67 52					
			50 A	Creighton	50 72	78 A	Southwest Mo. St.	60 56					
			115 A	Drake	46 65	151 H	Bradley	54 70					
			260 H	Southern Ill.	69 74	89 H	Northern Iowa	59 71					

Non-Div I Games:

Illinois St.

Loss, Non-Conf, S Site, H Home A Away N Neutral

Illinois St.

Illinois St.



Average RPI Win:		145	WON-LOST	WINNING	LAST 10	STRENGTH OF	OPP. STRENGTH	TEAM	ADJ.	CONF.	ADJ CONF.
Average RPI Loss:		74	RECORD	PCT. RANK	GAMES	SCHEDULE	OF SCHEDULE	RPI	RPI	RPI	RPI
DIV. I ONLY	13- 15	177	4- 6	156	25	143	144	4	4		
DIV. I NON-CONF.	7- 2	28	0- 0	268	135	104	109	3	3		
TOTALS	RPI 1-25	RPI 26-50	W-L RECORDS	RPI 51-100	RPI 150+						
13- 15	1- 5	1- 1	OVERALL	3- 6	7- 3						
8- 4	1- 1	1- 0	HOME	3- 2	3- 1						
3- 8	0- 2	0- 1	AWAY	0- 4	3- 1						
2- 3	0- 2	0- 0	NEUTRAL	0- 0	1- 1						
7- 2	0- 0	0- 0	NON-CONFERENCE	2- 1	4- 1						
4- 0	0- 0	0- 0	HOME	2- 0	2- 0						
2- 1	0- 0	0- 0	AWAY	0- 1	2- 0						
1- 1	0- 0	0- 0	NEUTRAL	0- 0	0- 1						
6- 13	1- 5	1- 1	CONFERENCE	1- 5	3- 2						
4- 4	1- 1	1- 0	HOME	1- 2	1- 1						
1- 7	0- 2	0- 1	AWAY	0- 3	1- 1						
1- 2	0- 2	0- 0	NEUTRAL	0- 0	1- 0						
RPI S Opponent	RPI 1-25	Score	RPI S Opponent	RPI 26-50	Score	RPI S Opponent	RPI 51-100	Score	RPI S Opponent	RPI 101+	Team's RPI: 144
8 A Purdue	48	74	36 A Illinois	58	63	53 A Iowa	62	78	145 N Eastern Ky.	61	49
8 N Purdue	51	53	36 H Illinois	85	82	53 H Iowa	89	68	171 A Wisconsin	49	48
16 A Penn St.	55	69				58 A Michigan St.	44	70	171 H Wisconsin	58	69
16 N Penn St.	64	67				58 H Michigan St.	53	64	171 N Wisconsin	52	51
20 H Ohio St.	54	50				61 A Florida St.	47	58	174 A North Texas	51	43
24 H Minnesota	56	59				72 H Ball St.	103	95	175 A Northwestern	46	50
						87 H Georgetown	72	65	175 H Northwestern	62	52
						90 A Michigan	68	71	232 H South Fla.	67	60
						90 H Michigan	64	75	241 N Nevada	56	68
									254 A Illinois St.	71	64
									296 H Wofford	90	34
LAST 10 Division I GAMES:											
16 N Penn St.	64	67	175 A Northwestern	46	50						
171 N Wisconsin	52	51	171 A Wisconsin	49	48						
36 H Illinois	85	82	53 H Iowa	89	68						
8 A Purdue	48	74	24 H Minnesota	56	59						
90 H Michigan	64	75	16 A Penn St.	55	69						

Non-Div I Games:

Indiana



Through Games of 2008 FIVE																			
Average RPI Win: 182		WON-LOST RECORD		WINNING PCT. RANK		LAST 10 GAMES		STRENGTH OF SCHEDULE		OPP. STRENGTH OF SCHEDULE		TEAM RPI		ADJ. RPI		CONF. RPI		ADJ CONF. RPI	
Average RPI Loss: 90																			
DIV. I ONLY		22- 9		41		5- 5		172		128		73		75		11		11	
DIV. I NON-CONF.		7- 3		56		0- 1		250		221		133		133		12		12	
TOTALS		RPI 1-25		RPI 26-50		W-L RECORDS		RPI 51-100		RPI 150+									
22- 9		0- 0		1- 2		OVERALL		5- 3		13- 0									
12- 2		0- 0		1- 0		HOME		3- 1		7- 0									
7- 6		0- 0		0- 2		AWAY		1- 1		6- 0									
3- 1		0- 0		0- 0		NEUTRAL		1- 1		0- 0									
7- 3		0- 0		0- 1		NON-CONFERENCE		1- 1		5- 0									
4- 1		0- 0		0- 0		HOME		1- 1		3- 0									
2- 2		0- 0		0- 1		AWAY		0- 0		2- 0									
1- 0		0- 0		0- 0		NEUTRAL		0- 0		0- 0									
15- 6		0- 0		1- 1		CONFERENCE		4- 2		8- 0									
8- 1		0- 0		1- 0		HOME		2- 0		4- 0									
5- 4		0- 0		0- 1		AWAY		1- 1		4- 0									
2- 1		0- 0		0- 0		NEUTRAL		1- 1		0- 0									
RPI 1-25		Score		RPI 26-50		Score		RPI 51-100		Team's RPI: 75		RPI 101+		Score					
RPI S	Opponent			RPI S	Opponent			RPI S	Opponent			RPI S	Opponent						
40	A Xavier	65 78		69	H Western Ill.	73 47		102	A St. Louis	53 67		115	A Drake	72 79					
50	A Creighton	59 72		72	H Ball St.	87 91		115	H Drake	78 65		136	N Southeast Mo. St.	82 71					
50	H Creighton	75 70		78	A Southwest Mo. St.	71 98		137	A Wi chi ta St.	84 87		137	H Wi chi ta St.	86 93					
				78	H Southwest Mo. St.	65 62		137	N Wi chi ta St.	81 60		151	A Bradley	80 62					
				78	N Southwest Mo. St.	70 75		151	H Bradley	98 55		184	A Evansville	87 70					
				89	A Northern Iowa	90 88		184	H Evansville	87 70		254	A Illinois St.	70 51					
				89	H Northern Iowa	101 73		254	H Illinois St.	74 54		260	A Southern Ill.	80 61					
				89	N Northern Iowa	83 54		260	H Southern Ill.	92 53		273	H IUPUI	70 52					
								285	A Butler	102 72		292	H Eastern Ill.	82 57					
								294	H IPFW	96 28		302	A Akron	87 59					

### Non-Div l Games:

Indiana St.

Loss, Non-Conf, S Site, H Home A Away N Neutral



Overall				Through Games Of 2009 Final						
Average RPI Win: 323		WON-LOST RECORD	WINNING PCT. RANK	LAST 10 GAMES	STRENGTH OF SCHEDULE	OPP. STRENGTH OF SCHEDULE	TEAM RPI	ADJ. RPI	CONF. RPI	ADJ CONF. RPI
DIV. I ONLY		1- 27	322	0- 10	174	240	314	314	18	18
DIV. I NON-CONF.		1- 8	298	0- 0	173	315	293	294	19	19
<hr/>										
TOTALS		RPI 1-25		RPI 26-50	W-L RECORDS		RPI 51-100		RPI 150+	
1- 27		0- 0		0- 0	OVERALL		0- 5		1- 19	
0- 12		0- 0		0- 0	HOME		0- 2		0- 9	
1- 14		0- 0		0- 0	AWAY		0- 3		1- 9	
0- 1		0- 0		0- 0	NEUTRAL		0- 0		0- 1	
1- 8		0- 0		0- 0	NON-CONFERENCE		0- 1		1- 6	
0- 3		0- 0		0- 0	HOME		0- 0		0- 3	
1- 5		0- 0		0- 0	AWAY		0- 1		1- 3	
0- 0		0- 0		0- 0	NEUTRAL		0- 0		0- 0	
0- 19		0- 0		0- 0	CONFERENCE		0- 4		0- 13	
0- 9		0- 0		0- 0	HOME		0- 2		0- 6	
0- 9		0- 0		0- 0	AWAY		0- 2		0- 6	
0- 1		0- 0		0- 0	NEUTRAL		0- 0		0- 1	
<hr/>										
RPI 1-25		RPI 26-50		RPI 51-100		RPI 101+		Team's RPI : 314		
RPI S	Opponent	Score	RPI S	Opponent	Score	RPI S	Opponent	Score	RPI S	Opponent
						54 A	Si ena	42 77	111 A	UNLV
						54 H	Si ena	52 70	113 A	Ni agara
						77 A	Manhattan	58 68	113 H	Ni agara
						77 H	Manhattan	62 68	159 A	Brown
						84 A	Tol edo	36 92	163 H	Dartmouth
									178 H	Ameri can
									181 A	Fai rfi el d
									181 H	Fai rfi el d
									189 A	Can i si us
									189 H	Can i si us
									189 N	Can i si us
									190 A	St. Peter' s
									190 H	St. Peter' s
									207 A	Mari st
									207 H	Mari st
									217 H	Monmouth
									233 A	New Hampshi re
									244 A	Loyol a (Md. )
									244 H	Loyol a (Md. )
									248 A	Bowl ing Green
									271 A	Ri der
									271 H	Ri der
									323 A	St. Francis (N. Y. )
LAST 10 Divisi on I GAMES:									52	45
						244 H	Loyol a (Md. )	48 54		
						190 H	St. Peter' s	65 78		
						181 A	Fai rfi el d	63 84		
						54 A	Si ena	42 77		
						77 H	Manhattan	62 68		

### Non-Div l Games:

l ona

Loss, Non-Conf, S Site, H Home A Away N Neutral



Average RPI Win:		121	WON-LOST RECORD		WINNING PCT. RANK	LAST 10 GAMES		STRENGTH OF SCHEDULE		OPP. STRENGTH OF SCHEDULE	TEAM RPI	ADJ. RPI	CONF. RPI	ADJ CONF. RPI
Average RPI Loss:		38	18- 15		132	5- 5		33		40	55	53	4	4
DIV. I ONLY			10- 4		50	2- 1		64		79	43	43	3	3
TOTALS		RPI 1-25	RPI 26-50		W-L RECORDS		RPI 51-100		RPI 150+					
18- 15		2- 8	0- 4		OVERALL		6- 2		6- 0					
12- 5		1- 2	0- 2		HOME		4- 1		4- 0					
3- 8		0- 5	0- 2		AWAY		1- 0		1- 0					
3- 2		1- 1	0- 0		NEUTRAL		1- 1		1- 0					
10- 4		0- 1	0- 2		NON-CONFERENCE		5- 1		2- 0					
8- 1		0- 0	0- 1		HOME		4- 0		2- 0					
1- 2		0- 1	0- 1		AWAY		0- 0		0- 0					
1- 1		0- 0	0- 0		NEUTRAL		1- 1		0- 0					
8- 11		2- 7	0- 2		CONFERENCE		1- 1		4- 0					
4- 4		1- 2	0- 1		HOME		0- 1		2- 0					
2- 6		0- 4	0- 1		AWAY		1- 0		1- 0					
2- 1		1- 1	0- 0		NEUTRAL		0- 0		1- 0					
RPI 1-25		RPI 26-50		RPI 51-100		Team's RPI : 53		RPI 101+						
RPI S	Opponent	Score	RPI S	Opponent	Score	RPI S	Opponent	Score	RPI S	Opponent	Score			
8	A Purdue	64 83	36	A Illinois	58 73	58	H Michigan St.	58 68	102	H St. Louis	93 64			
8	H Purdue	68 78	36	H Illinois	72 82	64	H Charlotte	85 70	108	H Iowa St.	64 39			
8	N Purdue	57 84	50	A Creighton	82 89	71	H Missouri	87 65	115	A Drake	72 52			
9	A Kansas St.	60 103	50	H Creighton	64 70	79	N North Carolina St.	66 69	144	A Indiana	68 89			
16	A Penn St.	52 86				80	H Marquette	76 73	144	H Indiana	78 62			
16	H Penn St.	80 75				86	N South Ala.	83 62	171	A Wisconsin	76 59			
20	A Ohio St.	59 74				89	H Northern Iowa	98 68	171	H Wisconsin	77 60			
24	A Minnesota	65 94				90	A Michigan	65 57	175	H Northwestern	72 60			
24	H Minnesota	60 77							175	N Northwestern	70 58			
24	N Minnesota	80 77							226	H Denver	83 49			
									273	H IUPUI	84 75			
LAST 10 Division I GAMES:														
			50	H Creighton	64 70	175 N Northwestern			70 58					
			80	H Marquette	76 73	8 H Purdue			68 78					
			102	H St. Louis	93 64	58 H Michigan St.			58 68					
			8 N Purdue			57 84	171 A Wisconsin			76 59				
			24 N Minnesota			80 77	24 H Minnesota			60 77				

Non-Div I Games:

Iowa

Loss, 
Non-Conf, S Site, 
H Home
A Away 
N Neutral



Average RPI Win: 164  
Average RPI Loss: 52

WON-LOST  
RECORD

WINNING  
PCT. RANK

LAST 10  
GAMES

STRENGTH OF  
SCHEDULE

OPP. STRENGTH  
OF SCHEDULE

TEAM  
RPI

ADJ.  
RPI

CONF.  
RPI

ADJ CONF.  
RPI

DIV. I ONLY

12- 16

197

4- 6

53

47

113

108

5

5

DIV. I NON-CONF.

5- 6

174

0- 0

72

107

117

116

5

5

TOTALS

RPI 1-25

RPI 26-50

W-L RECORDS

RPI 51-100

RPI 150+

12- 16

1- 4

0- 4

OVERALL

1- 6

7- 0

9- 5

1- 1

0- 1

HOME

1- 2

5- 0

2- 9

0- 2

0- 3

AWAY

0- 4

1- 0

1- 2

0- 1

0- 0

NEUTRAL

0- 0

1- 0

5- 6

0- 1

0- 1

NON-CONFERENCE

1- 3

4- 0

4- 2

0- 0

0- 0

HOME

1- 1

3- 0

0- 3

0- 0

0- 1

AWAY

0- 2

0- 0

1- 1

0- 1

0- 0

NEUTRAL

0- 0

1- 0

7- 10

1- 3

0- 3

CONFERENCE

0- 3

3- 0

5- 3

1- 1

0- 1

HOME

0- 1

2- 0

2- 6

0- 2

0- 2

AWAY

0- 2

1- 0

0- 1

0- 0

0- 0

NEUTRAL

0- 0

0- 0

RPI 1-25

RPI 26-50

RPI 51-100

RPI 101+

Team's RPI: 108

RPI	S	Opponent	Score
3	N	Duke	59 <span style="background-color: red;">88</span>
6	H	Texas	55 <span style="background-color: red;">65</span>
7	A	Texas Tech	48 <span style="background-color: red;">70</span>
9	A	Kansas St.	60 <span style="background-color: red;">68</span>
9	H	Kansas St.	74 69

RPI	S	Opponent	Score
26	A	Col orado	63 <span style="background-color: red;">64</span>
26	H	Col orado	71 <span style="background-color: red;">79</span>
34	A	OkI ahoma	48 <span style="background-color: red;">61</span>
48	A	Washi ngton	63 <span style="background-color: red;">64</span>

RPI	S	Opponent	Score
52	A	Bayl or	83 <span style="background-color: red;">95</span>
53	A	Iowa	39 <span style="background-color: red;">64</span>
71	A	Mi ssouri	57 <span style="background-color: red;">70</span>
71	H	Mi ssouri	55 <span style="background-color: red;">86</span>
80	H	Marquette	70 <span style="background-color: red;">82</span>
89	A	Northern Iowa	58 <span style="background-color: red;">65</span>
91	H	St. Francis (Pa.)	67 45

RPI	S	Opponent	Score
115	H	Drake	61 <span style="background-color: red;">63</span>
142	H	OkI ahoma St.	79 55
146	A	Kansas	69 44
146	H	Kansas	72 70
146	N	Kansas	60 <span style="background-color: red;">63</span>
158	H	Texas A&M	58 46
176	H	High Poi nt	109 46
182	A	Nebraska	58 53
182	H	Nebraska	62 57
232	H	South Fla.	61 47
245	N	Detroi t	75 67
257	H	Col gate	86 46

LAST 10 Div sion I GAMES:

146	N	Kansas	60 <span style="background-color: red;">63</span>	158	H	Texas A&M	58 46
146	A	Kansas	69 44	6	H	Texas	55 <span style="background-color: red;">65</span>
182	H	Nebraska	62 57	71	A	Mi ssouri	57 <span style="background-color: red;">70</span>
26	H	Col orado	71 <span style="background-color: red;">79</span>	7	A	Texas Tech	48 <span style="background-color: red;">70</span>
34	A	OkI ahoma	48 <span style="background-color: red;">61</span>	142	H	OkI ahoma St.	79 55

Non-Di v I Games:

Iowa St.

■ Loss, ■ Non-Conf, S Site, ■ Home ■ Away N Neutral



Jackson St.											Through Games Of 2009 FIVRE																			
Average RPI Win: 237				WON-LOST RECORD			WINNING PCT. RANK			LAST 10 GAMES			STRENGTH OF SCHEDULE			OPP. STRENGTH OF SCHEDULE			TEAM RPI			ADJ. RPI			CONF. RPI			ADJ CONF. RPI		
DIV. I ONLY				21- 6			23			8- 2			229			279			88			92			24			24		
DIV. I NON-CONF.				5- 2			50			0- 0			215			305			120			123			28			27		
TOTALS				RPI 1-25			RPI 26-50			W-L RECORDS			RPI 51-100			RPI 150+														
21- 6				0- 0			0- 0			OVERALL			1- 1			16- 1														
8- 2				0- 0			0- 0			HOME			1- 0			6- 0														
11- 1				0- 0			0- 0			AWAY			0- 1			8- 0														
2- 3				0- 0			0- 0			NEUTRAL			0- 0			2- 1														
5- 2				0- 0			0- 0			NON-CONFERENCE			0- 0			5- 1														
0- 0				0- 0			0- 0			HOME			0- 0			0- 0														
3- 0				0- 0			0- 0			AWAY			0- 0			3- 0														
2- 2				0- 0			0- 0			NEUTRAL			0- 0			2- 1														
16- 4				0- 0			0- 0			CONFERENCE			1- 1			11- 0														
8- 2				0- 0			0- 0			HOME			1- 0			6- 0														
8- 1				0- 0			0- 0			AWAY			0- 1			5- 0														
0- 1				0- 0			0- 0			NEUTRAL			0- 0			0- 0														
RPI 1-25				RPI 26-50			RPI 51-100			Team's RPI: 92			RPI 101+																	
RPI S Opponent Score				RPI S Opponent Score			RPI S Opponent Score			RPI S Opponent Score			RPI S Opponent Score																	
										85 A Al abama St. 48 65			126 N Memphi s 54 57																	
										85 H Al abama St. 57 49			128 A Grambl ing 64 50																	
													128 H Grambl ing 79 86																	
													128 N Grambl ing 56 66																	
													147 A Al corn St. 65 58																	
													147 H Al corn St. 74 65																	
													150 A Southern U. 90 70																	
													150 H Southern U. 50 62																	
													163 N Dartmouth 65 59																	
													197 N Bel mont 61 71																	
													223 N Fl ori da A&M 76 63																	
													238 A Jacksonville St. 77 63																	
													259 A Prai rie View 68 52																	
													259 H Prai rie View 61 43																	
													270 A Murray St. 58 46																	
													275 A Al abama A&M 73 54																	
													275 H Al abama A&M 83 50																	
													275 H Al abama A&M 65 48																	
													290 A Mi ssi ssi ppi Val . 69 58																	
													290 H Mi ssi ssi ppi Val . 56 46																	
													295 A Ark. -Pi ne Bl uff 83 49																	
													295 H Ark. -Pi ne Bl uff 69 42																	
													303 A Texas Southern 74 44																	
													303 H Texas Southern 85 50																	
													307 A Tennessee St. 62 49																	

Non-Div I Games: Texas Col .

97 41

Tougal oo

64 38

Jackson St.



Average RPI Win: 284		WON-LOST	WINNING	LAST 10	STRENGTH OF	OPP. STRENGTH	TEAM	ADJ.	CONF.	ADJ CONF.
Average RPI Loss: 203		RECORD	PCT. RANK	GAMES	SCHEDULE	OF SCHEDULE	RPI	RPI	RPI	RPI
DIV. I ONLY	6- 21	296	3- 7	300	299	311	311	29	29	
DIV. I NON-CONF.	2- 9	283	0- 0	286	287	311	311	29	29	
TOTALS	RPI 1-25	RPI 26-50	W-L RECORDS	RPI 51-100	RPI 150+					
6- 21	0- 0	0- 0	OVERALL	0- 2	6- 16					
5- 9	0- 0	0- 0	HOME	0- 1	5- 6					
1- 11	0- 0	0- 0	AWAY	0- 1	1- 9					
0- 1	0- 0	0- 0	NEUTRAL	0- 0	0- 1					
2- 9	0- 0	0- 0	NON-CONFERENCE	0- 2	2- 5					
1- 5	0- 0	0- 0	HOME	0- 1	1- 2					
1- 3	0- 0	0- 0	AWAY	0- 1	1- 2					
0- 1	0- 0	0- 0	NEUTRAL	0- 0	0- 1					
4- 12	0- 0	0- 0	CONFERENCE	0- 0	4- 11					
4- 4	0- 0	0- 0	HOME	0- 0	4- 4					
0- 8	0- 0	0- 0	AWAY	0- 0	0- 7					
0- 0	0- 0	0- 0	NEUTRAL	0- 0	0- 0					
RPI S	RPI 1-25 Opponent Score	RPI S	RPI 26-50 Opponent Score	RPI S	RPI 51-100 Opponent Score	RPI S	RPI 101+ Opponent Score	Team's RPI: 311		
				61 H Florida St.	51 71	114 H Valparaiso	56 76			
				93 A UNC Wilmington	41 71	141 A Georgia St.	35 68			
						143 H Fordham	45 65			
						160 A UCF	46 60			
						160 H UCF	47 55			
						197 A Belmont	37 58			
						198 A Troy St.	44 63			
						198 H Troy St.	58 66			
						201 A Fla. Atlantic	54 78			
						201 H Fla. Atlantic	55 58			
						225 A Navy	75 73			
						232 A South Fla.	50 64			
						234 H Long Island	53 68			
						238 A Jacksonville St.	51 64			
						239 N Charleston So.	54 59			
						258 H Col. of Charleston	57 63			
						267 A Mercer	54 70			
						267 H Mercer	60 59			
						286 H Campbell	64 54			
						299 H Samford	52 41			
						304 H Gardner-Webb	62 59			
						306 A Stetson	57 66			
						306 H Stetson	65 71			
						317 A Savannah St.	42 59			
						324 H Morris Brown	80 54			
			LAST 10 Division I GAMES:							
		160 A UCF	46 60	141 A Georgia St.	35 68					
		201 A Fla. Atlantic	54 78	238 A Jacksonville St.	51 64					
		306 H Stetson	65 71	299 H Samford	52 41					
		267 H Mercer	60 59	197 A Belmont	37 58					
		198 H Troy St.	58 66	286 H Campbell	64 54					

Jacksonville

Non-Div I Games:

Jacksonville

Loss, 
Non-Conf, S Site, 
H Home
A Away 
N Neutral



Average RPI Win: 261		WON-LOST	WINNING	LAST 10	STRENGTH OF	OPP. STRENGTH	TEAM	ADJ.	CONF.	ADJ CONF.
Average RPI Loss: 187		RECORD	PCT. RANK	GAMES	SCHEDULE	OF SCHEDULE	RPI	RPI	RPI	RPI
DIV. I ONLY	15- 14	149	4- 6	286	315	235	238	29	29	
DIV. I NON-CONF.	6- 5	131	0- 0	263	309	211	212	29	29	
TOTALS	RPI 1-25	RPI 26-50	W-L RECORDS	RPI 51-100	RPI 150+					
15- 14	0- 0	0- 0	OVERALL	1- 2	13- 9					
9- 4	0- 0	0- 0	HOME	1- 1	7- 3					
5- 8	0- 0	0- 0	AWAY	0- 1	5- 5					
1- 2	0- 0	0- 0	NEUTRAL	0- 0	1- 1					
6- 5	0- 0	0- 0	NON-CONFERENCE	1- 2	5- 2					
4- 1	0- 0	0- 0	HOME	1- 1	3- 0					
2- 3	0- 0	0- 0	AWAY	0- 1	2- 1					
0- 1	0- 0	0- 0	NEUTRAL	0- 0	0- 1					
9- 9	0- 0	0- 0	CONFERENCE	0- 0	8- 7					
5- 3	0- 0	0- 0	HOME	0- 0	4- 3					
3- 5	0- 0	0- 0	AWAY	0- 0	3- 4					
1- 1	0- 0	0- 0	NEUTRAL	0- 0	1- 0					
RPI S	RPI 1-25 Opponent Score	RPI S	RPI 26-50 Opponent Score	RPI S	RPI 51-100 Opponent Score	RPI S	RPI 101+ Opponent Score	Team's RPI: 238		
				83 H Hampton	85 68	141 A Georgia St.	70 91			
				86 A South Ala.	67 83	141 H Georgia St.	60 40			
				92 H Jackson St.	63 77	141 N Georgia St.	47 54			
						145 A Eastern Ky.	71 93			
						160 A UCF	67 82			
						179 A UAB	77 80			
						197 A Belmont	80 78			
						197 H Belmont	55 65			
						198 H Troy St.	76 84			
						201 A Fla. Atlantic	83 96			
						201 N Fla. Atlantic	65 55			
						209 N Morehead St.	87 95			
						267 A Mercer	43 65			
						275 A Alabama A&M	66 65			
						275 H Alabama A&M	87 77			
						286 A Campbell	70 54			
						286 H Campbell	82 68			
						299 A Samford	68 60			
						299 H Samford	71 78			
						304 A Gardner-Webb	91 99			
						304 H Gardner-Webb	88 60			
						306 H Stetson	80 71			
						311 H Jacksonville	64 51			
						317 A Savannah St.	68 64			
						317 H Savannah St.	102 45			
						324 H Morris Brown	103 54			
				LAST 10 Division I GAMES:						
				141 N Georgia St.	47 54	304 A Gardner-Webb	91 99			
				201 N Fla. Atlantic	65 55	141 A Georgia St.	70 91			
				299 H Samford	71 78	306 H Stetson	80 71			
				197 H Belmont	55 65	311 H Jacksonville	64 51			
				286 A Campbell	70 54	160 A UCF	67 82			

Jacksonville St.

Non-Div I Games:

Jacksonville St.

Loss, 
Non-Conf, S Site, 
H Home
A Away 
N Neutral



Average RPI Win: 219				WON-LOST RECORD		WINNING PCT. RANK		LAST 10 GAMES		STRENGTH OF SCHEDULE		OPP. STRENGTH OF SCHEDULE		TEAM RPI		ADJ. RPI		CONF. RPI		ADJ CONF. RPI	
DIV. I ONLY				17- 12		103		6- 4		187		158		136		134		16		16	
DIV. I NON-CONF.				5- 4		121		0- 0		206		151		158		156		16		16	
TOTALS				RPI 1-25		RPI 26-50		W-L RECORDS		RPI 51-100				RPI 150+							
17- 12				0- 1		1- 3		OVERALL		1- 5				12- 2							
11- 2				0- 0		1- 1		HOME		1- 1				8- 0							
3- 10				0- 1		0- 2		AWAY		0- 4				3- 2							
3- 0				0- 0		0- 0		NEUTRAL		0- 0				1- 0							
5- 4				0- 1		0- 1		NON-CONFERENCE		0- 2				4- 0							
3- 1				0- 0		0- 1		HOME		0- 0				3- 0							
0- 3				0- 1		0- 0		AWAY		0- 2				0- 0							
2- 0				0- 0		0- 0		NEUTRAL		0- 0				1- 0							
12- 8				0- 0		1- 2		CONFERENCE		1- 3				8- 2							
8- 1				0- 0		1- 0		HOME		1- 1				5- 0							
3- 7				0- 0		0- 2		AWAY		0- 2				3- 2							
1- 0				0- 0		0- 0		NEUTRAL		0- 0				0- 0							
RPI 1-25				RPI 26-50				RPI 51-100				RPI 101+ Team's RPI: 134									
RPI	S	Opponent	Score	RPI	S	Opponent	Score	RPI	S	Opponent	Score	RPI	S	Opponent	Score						
25	A	Virginia Tech	73 77	44	A	Old Domini on	48 58	64	A	Charlotte	67 68	129	N	Rhode Island	59 53						
				44	A	Old Domini on	55 71	76	A	Del aware	49 60	139	A	George Mason	57 82						
				44	H	Old Domini on	98 95	76	H	Del aware	64 75	139	H	George Mason	68 58						
				46	H	Tul ane	46 58	93	A	UNC Wil mington	53 60	139	N	George Mason	70 50						
								93	H	UNC Wil mington	65 62	200	A	Va. Commonweal th	61 68						
								97	A	Duquesne	53 70	200	H	Va. Commonweal th	84 68						
												204	H	Boi se St.	73 35						
												213	A	Drexel	58 59						
												213	H	Drexel	73 50						
												240	N	Lip scomb	75 42						
												262	A	William & Mary	78 73						
												262	H	William & Mary	72 67						
												278	A	Hofstra	71 60						
												278	H	Hofstra	87 78						
												288	H	Norfol k St.	92 63						
												313	A	Towson	65 45						
												313	H	Towson	62 42						
												322	H	Morgan St.	96 45						
				LAST 10 Divi sion I GAMES:																	
				44	A	Old Domini on	55 71	313	A	Towson	65 45										
				139	N	George Mason	70 50	278	A	Hofstra	71 60										
				213	A	Drexel	58 59	93	A	UNC Wil mington	53 60										
				76	H	Del aware	64 75	262	A	Wi lli am & Mary	78 73										
				200	H	Va. Commonweal th	84 68	44	H	Ol d Domini on	98 95										

Non-Div I Games:

James Madison

■ Loss, 
 ■ Non-Conf, 
 ■ S Site, 
 ■ H Home 
 ■ A Away 
 N Neutral



Average RPI Win: 197  
Average RPI Loss: 60

WON-LOST  
RECORD

WINNING  
PCT. RANK

LAST 10  
GAMES

STRENGTH OF  
SCHEDULE

OPP. STRENGTH  
OF SCHEDULE

TEAM  
RPI

ADJ.  
RPI

CONF.  
RPI

ADJ CONF.  
RPI

DIV. I ONLY	11- 18	228	2- 8	81	63	151	146	5	5
DIV. I NON-CONF.	7- 4	91	0- 0	190	244	125	120	5	5

TOTALS	RPI 1-25	RPI 26-50	W-L RECORDS	RPI 51-100	RPI 150+
11- 18	0- 5	0- 4	OVERALL	1- 4	8- 0
5- 9	0- 2	0- 3	HOME	1- 3	4- 0
4- 8	0- 2	0- 1	AWAY	0- 1	4- 0
2- 1	0- 1	0- 0	NEUTRAL	0- 0	0- 0
7- 4	0- 0	0- 1	NON-CONFERENCE	1- 1	5- 0
4- 2	0- 0	0- 1	HOME	1- 1	3- 0
2- 2	0- 0	0- 0	AWAY	0- 0	2- 0
1- 0	0- 0	0- 0	NEUTRAL	0- 0	0- 0
4- 14	0- 5	0- 3	CONFERENCE	0- 3	3- 0
1- 7	0- 2	0- 2	HOME	0- 2	1- 0
2- 6	0- 2	0- 1	AWAY	0- 1	2- 0
1- 1	0- 1	0- 0	NEUTRAL	0- 0	0- 0

RPI S Opponent Score

6	A	Texas	47	89
6	N	Texas	56	87
7	H	Texas Tech	57	84
9	A	Kansas St.	57	80
9	H	Kansas St.	49	88

RPI S Opponent Score

26	A	Col orado	42	73
26	H	Col orado	50	71
34	H	Okl ahoma	49	61
50	H	Creighton	58	72

RPI S Opponent Score

52	H	Bayl or	61	77
69	H	Western Ill.	46	48
71	A	Mi ssouri	52	73
71	H	Mi ssouri	55	61
83	H	Hampton	81	68

RPI S Opponent Score Team's RPI: 146

108	A	Iowa St.	70	72
108	H	Iowa St.	44	69
108	N	Iowa St.	63	60
137	A	Wichita St.	58	84
141	N	Georgia St.	66	58
142	A	Oklahoma St.	56	60
148	A	UMKC	62	74
158	A	Texas A&M	64	57
182	A	Nebraska	62	58
182	H	Nebraska	67	64
214	H	UTEP	63	60
224	A	San Diego	59	56
273	H	IUPUI	83	61
297	A	Cal St. Fullerton	66	56
303	H	Texas Southern	83	45

LAST 10 Division I GAMES:

6	N	Texas	56	87	52	H	Bayl or	61	77
108	N	Iowa St.	63	60	182	A	Nebraska	62	58
108	H	Iowa St.	44	69	71	H	Mi ssouri	55	61
71	A	Mi ssouri	52	73	6	A	Texas	47	89
9	A	Kansas St.	57	80	26	A	Col orado	42	73

Non-Div I Games:

Kansas

Loss, Non-Conf, S Site, H Home A Away N Neutral



Average RPI Win: 90				WON-LOST RECORD		WINNING PCT. RANK		LAST 10 GAMES		STRENGTH OF SCHEDULE		OPP. STRENGTH OF SCHEDULE		TEAM RPI		ADJ. RPI		CONF. RPI		ADJ CONF. RPI			
Average RPI Loss: 32																							
DIV. I ONLY				29- 5		9		7- 3		22		32		8		9		5		5			
DIV. I NON-CONF.				14- 2		10		1- 1		22		38		8		8		5		5			
TOTALS				RPI 1-25		RPI 26-50		W-L RECORDS		RPI 51-100				RPI 150+									
29- 5				2- 4		6- 0		OVERALL		11- 0				5- 0									
19- 1				2- 1		3- 0		HOME		7- 0				3- 0									
8- 3				0- 2		3- 0		AWAY		2- 0				2- 0									
2- 1				0- 1		0- 0		NEUTRAL		2- 0				0- 0									
14- 2				1- 2		3- 0		NON-CONFERENCE		7- 0				2- 0									
11- 1				1- 1		2- 0		HOME		6- 0				1- 0									
2- 1				0- 1		1- 0		AWAY		0- 0				1- 0									
1- 0				0- 0		0- 0		NEUTRAL		1- 0				0- 0									
15- 3				1- 2		3- 0		CONFERENCE		4- 0				3- 0									
8- 0				1- 0		1- 0		HOME		1- 0				2- 0									
6- 2				0- 1		2- 0		AWAY		2- 0				1- 0									
1- 1				0- 1		0- 0		NEUTRAL		1- 0				0- 0									
RPI 1-25				Team's RPI: 9		RPI 26-50		RPI 51-100		RPI 101+													
RPI	S	Opponent	Score	RPI	S	Opponent	Score	RPI	S	Opponent	Score	RPI	S	Opponent	Score								
6	H	Texas	71 69	26	A	Col orado	67 59	52	A	Bayl or	65 53	108	A	Iowa St.	69 74								
7	A	Texas Tech	64 73	26	H	Col orado	61 36	52	N	Bayl or	77 60	108	H	Iowa St.	68 60								
7	N	Texas Tech	65 71	32	H	Georgi a Tech	83 59	53	H	Iowa	103 60	109	H	Mi ddle Tenn.	79 61								
15	A	Stanford	57 63	34	A	Okl ahoma	74 45	62	H	Weber St.	60 36	142	H	Okl ahoma St.	64 46								
16	H	Penn St.	88 66	38	A	Wi s. -Green Bay	80 75	67	H	Southern	73 61	146	A	Kansas	88 49								
22	H	Notre Dame	53 59	45	H	Harvard	79 69			Cal i forni a		146	H	Kansas	80 57								
								68	N	Temple	72 65	158	H	Texas A&M	88 49								
								69	H	Western Ill.	84 40	177	A	Northern Ill.	63 58								
								71	A	Mi ssouri	66 56	182	A	Nebraska	88 54								
								71	H	Mi ssouri	68 52	182	H	Nebraska	64 47								
								72	H	Ball St.	71 61	295	H	Ark. -Pi ne Bl uff	115 37								
								95	H	Western Mi ch.	92 75												
LAST 10 Div								sion I GAMES:															
				22	H	Notre Dame	53 59	26	A	Col orado	67 59												
				45	H	Harvard	79 69	146	H	Kansas	80 57												
				7	N	Texas Tech	65 71	158	H	Texas A&M	88 49												
				52	N	Bayl or	77 60	71	A	Mi ssouri	66 56												
				7	A	Texas Tech	64 73	142	H	Okl ahoma St.	64 46												

Non-Di v I Games:

Kansas St.

Loss, 
Non-Conf, S Site, 
H Home
A Away 
N Neutral



Average RPI Win: 206		WON-LOST	WINNING	LAST 10	STRENGTH OF	OPP. STRENGTH	TEAM	ADJ.	CONF.	ADJ CONF.
Average RPI Loss: 116		RECORD	PCT. RANK	GAMES	SCHEDULE	OF SCHEDULE	RPI	RPI	RPI	RPI
DIV. I ONLY	16- 13	127	6- 4	164	161	138	138	15	15	
DIV. I NON-CONF.	5- 6	174	0- 0	109	165	144	144	15	15	
TOTALS	RPI 1-25	RPI 26-50	W-L RECORDS	RPI 51-100	RPI 150+					
16- 13	0- 1	0- 1	OVERALL	1- 5	12- 3					
10- 3	0- 0	0- 0	HOME	1- 1	8- 0					
5- 8	0- 0	0- 1	AWAY	0- 3	3- 3					
1- 2	0- 1	0- 0	NEUTRAL	0- 1	1- 0					
5- 6	0- 1	0- 1	NON-CONFERENCE	1- 1	4- 1					
3- 1	0- 0	0- 0	HOME	1- 0	2- 0					
1- 4	0- 0	0- 1	AWAY	0- 1	1- 1					
1- 1	0- 1	0- 0	NEUTRAL	0- 0	1- 0					
11- 7	0- 0	0- 0	CONFERENCE	0- 4	8- 2					
7- 2	0- 0	0- 0	HOME	0- 1	6- 0					
4- 4	0- 0	0- 0	AWAY	0- 2	2- 2					
0- 1	0- 0	0- 0	NEUTRAL	0- 1	0- 0					
RPI S Opponent	RPI 1-25	Score	RPI S Opponent	RPI 26-50	Score	RPI S Opponent	RPI 51-100	Score	RPI S Opponent	RPI 101+ Team's RPI: 138
16 N Penn St.	68	96	27 A New Mexi co	46	88	58 A Mi chi gan St.	72	85	117 A Mi ami (Ohi o)	61 60
						70 H Mai ne	79	77	117 H Mi ami (Ohi o)	71 78
						72 A Bal l St.	86	93	121 H Ari zona St.	48 64
						84 A Tol edo	51	83	129 A Rhode Isl and	39 53
						95 H Western Mi ch.	58	73	135 A Buffal o	78 72
						95 N Western Mi ch.	72	87	135 H Buffal o	71 56
									177 H Northern Ill.	76 72
									180 H Eastern Mich.	83 73
									190 H St. Peter's	60 52
									202 N UC Irvine	67 65
									222 A Marshal l	47 62
									222 H Marshal l	65 44
									224 A San Di ego	62 57
									228 A St. Bonaventure	44 67
									248 H Bowl ing Green	82 61
									249 A Ohi o	93 68
									249 H Ohi o	83 60
									250 A Central Mich.	58 65
									298 H Youngstown St.	74 70
									302 A Akron	78 66
									302 H Akron	62 40
LAST 10 Div sion I GAMES:										
			95 N Western Mi ch.	72	87	117 H Mi ami (Ohi o)	71	78		
			249 H Ohi o	83	60	222 A Marshal l	47	62		
			135 A Buffal o	78	72	302 H Akron	62	40		
			248 H Bowl ing Green	82	61	117 A Mi ami (Ohi o)	61	60		
			72 A Bal l St.	86	93	135 H Buffal o	71	56		

Kent St.

Kent St.

Non-Div I Games:

Kent St.

Loss, 
Non-Conf, S Site, 
H Home
A Away 
N Neutral



Average RPI Win: 160  
Average RPI Loss: 41

WON-LOST  
RECORD

WINNING  
PCT. RANK

LAST 10  
GAMES

STRENGTH OF  
SCHEDULE

OPP. STRENGTH  
OF SCHEDULE

TEAM  
RPI

ADJ.  
RPI

CONF.  
RPI

ADJ CONF.  
RPI

DIV. I ONLY  
DIV. I NON-CONF.

11- 16  
7- 5

217  
111

2- 8  
0- 0

38  
171

28  
208

103  
131

104  
130

1  
1

1  
1

TOTALS

RPI 1-25

RPI 26-50

W-L RECORDS

RPI 51-100

RPI 150+

11- 16

0- 9

1- 3

OVERALL

2- 3

5- 1

8- 5

0- 4

1- 0

HOME

1- 1

3- 0

1- 10

0- 5

0- 2

AWAY

1- 2

0- 1

2- 1

0- 0

0- 1

NEUTRAL

0- 0

2- 0

7- 5

0- 0

1- 1

NON-CONFERENCE

0- 3

5- 1

5- 1

0- 0

1- 0

HOME

0- 1

3- 0

0- 4

0- 0

0- 1

AWAY

0- 2

0- 1

2- 0

0- 0

0- 0

NEUTRAL

0- 0

2- 0

4- 11

0- 9

0- 2

CONFERENCE

2- 0

0- 0

3- 4

0- 4

0- 0

HOME

1- 0

0- 0

1- 6

0- 5

0- 1

AWAY

1- 0

0- 0

0- 1

0- 0

0- 1

NEUTRAL

0- 0

0- 0

RPI 1-25

RPI S Opponent

Score

RPI 26-50

RPI S Opponent

Score

RPI 51-100

RPI S Opponent

Score

RPI 101+

RPI S Opponent

Team's RPI: 104

Score

1 H Tennessee 69 84  
4 A LSU 39 82  
11 A Mississippi St. 46 96  
12 A Vanderbilt 50 84  
12 H Vanderbilt 63 85  
18 H Arkansas 60 70  
19 A Georgia 59 71  
21 A South Carolina 51 97  
21 H South Carolina 46 49

30 A Auburn 56 63  
30 N Auburn 62 68  
41 H Cincinnati 69 67  
48 A Washington 56 88

57 H Western Ky. 83 88  
74 A Alabama 73 71  
74 H Alabama 59 55  
88 A Hawaii 59 70  
94 A Louisville 62 86

105 H Mississippi 83 66  
117 H Miami (Ohio) 108 102  
120 H Florida 49 47  
184 A Evansville 66 70  
191 N Pacific (Cal.) 77 61  
222 H Marshall 75 42  
234 N Long Island 72 64  
260 H Southern Ill. 79 53  
324 H Morris Brown 106 32

LAST 10 Division I GAMES:

30 N Auburn 62 68  
1 H Tennessee 69 84  
21 A South Carolina 51 97  
74 A Alabama 73 71  
120 H Florida 49 47  
11 A Mississippi St. 46 96  
18 H Arkansas 60 70  
12 H Vanderbilt 63 85  
30 A Auburn 56 63  
21 H South Carolina 46 49

Kentucky

Kentucky

Non-Div I Games:

Kentucky

Loss, Non-Conf, S Site, H Home A Away N Neutral



Average RPI Win: 84		WON-LOST	WINNING	LAST 10	STRENGTH OF	OPP. STRENGTH	TEAM	ADJ.	CONF.	ADJ CONF.	
Average RPI Loss: 9		RECORD	PCT. RANK	GAMES	SCHEDULE	OF SCHEDULE	RPI	RPI	RPI	RPI	
DIV. I ONLY	30- 4	4	7- 3	4	4	4	4	4	1	1	
DIV. I NON-CONF.	16- 1	4	3- 1	30	65	5	6	1	1		
<hr/>											
TOTALS	RPI 1-25	RPI 26-50	W-L RECORDS		RPI 51-100	RPI 150+					
30- 4	11- 4	4- 0	OVERALL		4- 0	7- 0					
14- 1	5- 1	1- 0	HOME		3- 0	3- 0					
9- 2	2- 2	2- 0	AWAY		1- 0	2- 0					
7- 1	4- 1	1- 0	NEUTRAL		0- 0	2- 0					
<hr/>											
16- 1	3- 1	3- 0	NON-CONFERENCE		3- 0	7- 0					
8- 0	2- 0	1- 0	HOME		2- 0	3- 0					
4- 0	0- 0	1- 0	AWAY		1- 0	2- 0					
4- 1	1- 1	1- 0	NEUTRAL		0- 0	2- 0					
<hr/>											
14- 3	8- 3	1- 0	CONFERENCE		1- 0	0- 0					
6- 1	3- 1	0- 0	HOME		1- 0	0- 0					
5- 2	2- 2	1- 0	AWAY		0- 0	0- 0					
3- 0	3- 0	0- 0	NEUTRAL		0- 0	0- 0					
<hr/>											
RPI 1-25		Team's RPI: 4		RPI 26-50		RPI 51-100		RPI 101+			
RPI S	Opponent	Score	RPI S	Opponent	Score	RPI S	Opponent	Score	RPI S	Opponent	Score
1 H	Tennessee	65 68	29 A	Ari zona	78 71	59 A	Fl ori da Int' l	68 54	104 H	Kentucky	82 39
1 N	Tennessee	78 62	30 A	Auburn	54 45	74 H	Al abama	85 43	105 A	Mi ssi ssi ppi	83 67
6 H	Texas	76 58	38 N	Wi s. -Green Bay	80 69	85 H	Al abama St.	65 19	105 H	Mi ssi ssi ppi	71 54
6 N	Texas	60 78	42 H	UC Santa Barb.	94 90	94 H	Loui svi lle	65 46	120 A	Fl ori da	94 54
11 A	Mi ssi ssi ppi St.	77 72							161 H	Southwest Tex. St.	91 40
12 A	Vanderbi lt	60 72							161 N	Southwest Tex. St.	86 50
12 H	Vanderbi lt	70 59							174 A	North Texas	74 43
12 N	Vanderbi lt	78 69							201 H	Fl a. Atlantic	88 55
14 N	Loui si ana Tech	69 63							249 H	Oh i o	85 57
16 H	Penn St.	80 63							253 N	Washington St.	87 50
18 A	Arkansas	72 82							281 A	Southeastern La.	93 52
18 H	Arkansas	70 57									
18 N	Arkansas	78 72									
19 H	Georgi a	68 64									
21 A	South Carol i na	69 66									
<hr/>											
LAST 10 Di v					si on I GAMES:						
6 N	Texas	60 78	12 N	Vanderbi lt	78 69						
14 N	Loui si ana Tech	69 63	18 N	Arkansas	78 72						
38 N	Wi s. -Green Bay	80 69	12 A	Vanderbi lt	60 72						
161 N	Southwest Tex. St.	86 50	18 H	Arkansas	70 57						
1 N	Tennessee	78 62	1 H	Tennessee	65 68						

LSU

Non-Div I Games:

LSU

Loss, 
Non-Conf, S Site, 
H Home
A Away 
N Neutral



Through Games of 2009 FIVE																			
Average RPI Win:		150	WON-LOST RECORD		WINNING PCT. RANK	LAST 10 GAMES		STRENGTH OF SCHEDULE	OPP. STRENGTH OF SCHEDULE	TEAM RPI	ADJ. RPI	CONF. RPI	ADJ CONF. RPI						
Average RPI Loss:		70																	
DIV. I ONLY		15- 14			149	4- 6		76	86	98	96	8	8						
DIV. I NON-CONF.		8- 3			43	0- 0		147	144	70	70	7	7						
-----																			
TOTALS		RPI 1-25		RPI 26-50		W-L RECORDS		RPI 51-100		RPI 150+									
15- 14		0- 3		0- 4		OVERALL		4- 4		6- 1									
9- 5		0- 1		0- 2		HOME		4- 2		3- 0									
4- 7		0- 2		0- 1		AWAY		0- 2		2- 1									
2- 2		0- 0		0- 1		NEUTRAL		0- 0		1- 0									
8- 3		0- 1		0- 0		NON-CONFERENCE		2- 1		6- 0									
5- 1		0- 0		0- 0		HOME		2- 1		3- 0									
2- 1		0- 1		0- 0		AWAY		0- 0		2- 0									
1- 1		0- 0		0- 0		NEUTRAL		0- 0		1- 0									
7- 11		0- 2		0- 4		CONFERENCE		2- 3		0- 1									
4- 4		0- 1		0- 2		HOME		2- 1		0- 0									
2- 6		0- 1		0- 1		AWAY		0- 2		0- 1									
1- 1		0- 0		0- 1		NEUTRAL		0- 0		0- 0									
-----																			
RPI S Opponent		RPI 1-25 Score		RPI S Opponent		RPI 26-50 Score		RPI S Opponent		RPI 51-100 Team's RPI: 96 Score		RPI S Opponent		RPI 101+ Score					
5	A	Villanova	57	72	39	H	St. Joseph's	80	83	56	H	Holy Cross	68	61	103	A	Dayton	72	61
23	A	George Washington	51	81	40	A	Xavier	54	73	60	A	Richmond	56	69	103	H	Dayton	70	69
23	H	George Washington	63	70	40	H	Xavier	51	65	60	H	Richmond	74	62	110	N	Wake Forest	71	87
					40	N	Xavier	58	74	68	H	Temple	63	67	122	A	Massachusetts	51	66
										76	H	Delaware	63	52	122	N	Massachusetts	67	62
										80	H	Marquette	78	91	129	A	Rhode Island	58	53
										97	A	Duquesne	52	61	143	H	Fordham	62	54
										97	H	Duquesne	67	55	154	A	Pennsylvania	63	57
															203	H	Bucknell	85	74
															208	A	Howard	73	64
															213	H	Drexel	65	64
															228	A	St. Bonaventure	56	57
															263	N	Stony Brook	60	38
															318	H	Robert Morris	75	56
-----																			
LAST 10 Division I GAMES:																			
					40	N	Xavier	58	74	40	H	Xavier	51	65					
					122	N	Massachusetts	67	62	103	H	Dayton	70	69					
					129	A	Rhode Island	58	53	68	H	Temple	63	67					
					23	H	George Washington	63	70	143	H	Fordham	62	54					
					60	A	Richmond	56	69	122	A	Massachusetts	51	66					

Non-Div I Games:

La Salle



## La. -Lafayette

## Through Games Of 2003 FINAL

Average RPI Win: 232				WON-LOST RECORD		WINNING PCT. RANK		LAST 10 GAMES		STRENGTH OF SCHEDULE		OPP. STRENGTH OF SCHEDULE		TEAM RPI		ADJ. RPI		CONF. RPI		ADJ CONF. RPI			
Average RPI Loss: 119																							
DIV. I ONLY				8- 19		264		4- 6		157		134		244		242		13		13			
DIV. I NON-CONF.				4- 7		220		1- 0		163		140		202		201		14		14			
TOTALS				RPI 1-25		RPI 26-50		W-L RECORDS		RPI 51-100		RPI 150+											
8- 19				0- 3		0- 1		OVERALL		1- 5		7- 8											
3- 7				0- 0		0- 0		HOME		0- 1		3- 5											
3- 11				0- 3		0- 1		AWAY		0- 3		3- 3											
2- 1				0- 0		0- 0		NEUTRAL		1- 1		1- 0											
4- 7				0- 3		0- 1		NON-CONFERENCE		1- 0		3- 2											
1- 2				0- 0		0- 0		HOME		0- 0		1- 1											
1- 5				0- 3		0- 1		AWAY		0- 0		1- 1											
2- 0				0- 0		0- 0		NEUTRAL		1- 0		1- 0											
4- 12				0- 0		0- 0		CONFERENCE		0- 5		4- 6											
2- 5				0- 0		0- 0		HOME		0- 1		2- 4											
2- 6				0- 0		0- 0		AWAY		0- 3		2- 2											
0- 1				0- 0		0- 0		NEUTRAL		0- 1		0- 0											
RPI 1-25				RPI 26-50		RPI 51-100		RPI 101+ Team's RPI: 242															
RPI S	Opponent			Score		RPI S	Opponent			Score		RPI S	Opponent			Score		RPI S	Opponent			Score	
14	A	Loui si ana Tech		50	81	41	A	Ci nci nnati		55	68	57	A	Western Ky.		43	71	109	A	Mi ddle Tenn.		41	61
18	A	Arkansas		57	75							59	A	Fl ori da Int'l		48	79	126	H	Memphi s		50	63
21	A	South Carol i na		41	70							59	N	Fl ori da Int'l		41	77	156	A	New Mexi co St.		51	71
												71	N	Mi ssouri		67	59	156	H	New Mexi co St.		41	54
												86	A	South Ala.		51	55	174	A	North Texas		65	59
												86	H	South Ala.		37	62	174	H	North Texas		58	57
																		195	A	New Orle ans		47	63
																		195	H	New Orle ans		52	65
																		196	A	Tex. A&M-Corp. Chris		42	64
																		199	H	Arkansas St.		57	68
																		226	A	Denver		65	61
																		226	H	Denver		59	69
																		269	H	Ni chol l s St.		57	59
																		281	H	Southeastern La.		48	45
																		305	A	Tex. -Pan American		66	41
																		308	H	Ark. -Li ttle Rock		55	53
																		317	N	Savannah St.		64	42
LAST 10 Div						sion I GAMES:																	
						59	N	Fl ori da Int'l		41	77	156	A	New Mexi co St.		51	71						
						226	A	Denver		65	61	195	A	New Orle ans		47	63						
						174	A	North Texas		65	59	86	A	South Ala.		51	55						
						308	H	Ark. -Li ttle Rock		55	53	305	A	Tex. -Pan American		66	41						
						199	H	Arkansas St.		57	68	226	H	Denver		59	69						

Non-Di v I Games:

La. -Lafayette

Loss, 
Non-Conf, S Site, 
H Home
A Away 
N Neutral



[illegible]

La. -Monroe



Average RPI Win: 265										WON-LOST RECORD										WINNING PCT. RANK										LAST 10 GAMES										STRENGTH OF SCHEDULE										OPP. STRENGTH OF SCHEDULE										TEAM RPI										ADJ. RPI										CONF. RPI										ADJ CONF. RPI									
DIV. I ONLY										3- 25										312										1- 9										181										282										308										309										22										23									
DIV. I NON-CONF.										1- 12										313										0- 0										231										313										313										313										24										24									
TOTALS										RPI 1-25										RPI 26-50										W-L RECORDS										RPI 51-100										RPI 150+																																																	
3- 25										0- 0										0- 1										OVERALL										0- 3										3- 21																																																	
2- 11										0- 0										0- 0										HOME										0- 1										2- 10																																																	
1- 12										0- 0										0- 1										AWAY										0- 1										1- 10																																																	
0- 2										0- 0										0- 0										NEUTRAL										0- 1										0- 1																																																	
1- 12										0- 0										0- 1										NON-CONFERENCE										0- 0										1- 11																																																	
1- 5										0- 0										0- 0										HOME										0- 0										1- 5																																																	
0- 6										0- 0										0- 1										AWAY										0- 0										0- 5																																																	
0- 1										0- 0										0- 0										NEUTRAL										0- 0										0- 1																																																	
2- 13										0- 0										0- 0										CONFERENCE										0- 3										2- 10																																																	
1- 6										0- 0										0- 0										HOME										0- 1										1- 5																																																	
1- 6										0- 0										0- 0										AWAY										0- 1										1- 5																																																	
0- 1										0- 0										0- 0										NEUTRAL										0- 1										0- 0																																																	
RPI 1-25										RPI 26-50										RPI 51-100										RPI 101+										Team's RPI: 309																																																											
RPI S Opponent Score										RPI S Opponent Score										RPI S Opponent Score										RPI S Opponent Score										RPI S Opponent Score																																																											
41 A Cincinnati 41 85										56 A Holy Cross 58 83										154 H Pennsylvani a 66 75										159 A Brown 50 71																																																																					
										56 H Holy Cross 56 82										178 A Ameri can 64 86										178 H Ameri can 57 69																																																																					
										56 N Holy Cross 60 80										186 A Qui nni pi ac 64 80										186 H Sacred Heart 70 75																																																																					
																				190 H St. Peter's 57 75										203 A Bucknel I 73 87																																																																					
																				203 H Bucknel I 67 71										210 H Wagner 68 72																																																																					
																				213 N Drexel 71 77										225 A Navy 66 68																																																																					
																				225 H Navy 52 70										227 A Lehi gh 43 70																																																																					
																				227 H Lehi gh 72 71										236 A Army 54 89																																																																					
																				236 H Army 60 75										257 A Col gate 89 80																																																																					
																				257 H Col gate 59 71										268 H Pri nceton 56 70																																																																					
																				276 A Cornel I 43 64										284 A Al bany (N. Y. ) 73 91																																																																					
																				291 A Yal e 49 74										310 H Fai rl ei gh Di cki nson 68 62																																																																					
										LAST 10 Divi si on I GAMES:																																																																																									
										56 N Hol y Cross 60 80										56 A Hol y Cross 58 83																																																																															
										178 A Ameri can 64 86										236 H Army 60 75																																																																															
										225 A Navy 66 68										257 H Col gate 59 71																																																																															
										227 H Lehi gh 72 71										225 H Navy 52 70																																																																															
										203 H Bucknel I 67 71										178 H Ameri can 57 69																																																																															

### Non-Div I Games:

Lafayette

Loss, Non-Conf, S Site, H Home A Away N Neutral



Through Games of 2009 FIVRE																			
Average RPI Win: 285		WON-LOST RECORD		WINNING PCT. RANK		LAST 10 GAMES		STRENGTH OF SCHEDULE		OPP. STRENGTH OF SCHEDULE		TEAM RPI		ADJ. RPI		CONF. RPI		ADJ CONF. RPI	
Average RPI Loss: 216																			
DIV. I ONLY		2- 24		314		0- 10		318		283		321		320		27		27	
DIV. I NON-CONF.		0- 6		315		0- 0		321		199		323		323		26		26	
TOTALS		RPI 1-25		RPI 26-50		W-L RECORDS		RPI 51-100		RPI 150+									
2- 24		0- 0		0- 0		OVERALL		0- 0		2- 22									
2- 10		0- 0		0- 0		HOME		0- 0		2- 9									
0- 14		0- 0		0- 0		AWAY		0- 0		0- 13									
0- 0		0- 0		0- 0		NEUTRAL		0- 0		0- 0									
0- 6		0- 0		0- 0		NON-CONFERENCE		0- 0		0- 4									
0- 2		0- 0		0- 0		HOME		0- 0		0- 1									
0- 4		0- 0		0- 0		AWAY		0- 0		0- 3									
0- 0		0- 0		0- 0		NEUTRAL		0- 0		0- 0									
2- 18		0- 0		0- 0		CONFERENCE		0- 0		2- 18									
2- 8		0- 0		0- 0		HOME		0- 0		2- 8									
0- 10		0- 0		0- 0		AWAY		0- 0		0- 10									
0- 0		0- 0		0- 0		NEUTRAL		0- 0		0- 0									
RPI 1-25		Score		RPI 26-50		Score		RPI 51-100		Score		RPI 101+		Team's RPI : 320		Score			
RPI S	Opponent			RPI S	Opponent			RPI S	Opponent			RPI S	Opponent						
												120	A Florida			42	91		
												147	H Alcorn St.			58	62		
												157	A Texas-San Antonio			42	57		
												157	H Texas-San Antonio			50	56		
												161	A Southwest Tex. St.			49	67		
												161	H Southwest Tex. St.			42	64		
												162	A Stephen F. Austin			38	63		
												162	H Stephen F. Austin			42	65		
												172	A Providence			57	77		
												192	A Northwestern St.			43	79		
												192	H Northwestern St.			65	85		
												218	A La. -Monroe			58	68		
												218	H La. -Monroe			51	66		
												221	A Texas-Arlington			45	63		
												221	H Texas-Arlington			41	65		
												259	H Prairie View			39	52		
												269	A Nicholls St.			49	54		
												269	H Nicholls St.			63	53		
												277	A McNeese St.			38	46		
												277	H McNeese St.			62	70		
												281	A Southeastern La.			50	58		
												281	H Southeastern La.			43	52		
												287	A Central Conn. St.			32	62		
												300	A Sam Houston St.			61	65		
												300	H Sam Houston St.			60	48		
												303	A Texas Southern			53	64		
LAST 10 Division I GAMES:																			
277	A	McNeese St.	38	46	161	H	Southwest Tex. St.	42	64	300	H	Sam Houston St.	60	48					
218	A	La. -Monroe	58	68	157	H	Texas-San Antonio	50	56	303	A	Texas Southern	53	64					
192	A	Northwestern St.	43	79	281	A	Southeastern La.	50	58										
221	H	Texas-Arlington	41	65	269	A	Nicholls St.	49	54										
162	H	Stephen F. Austin	42	65	277	H	McNeese St.	62	70										

Non-Div	Games: LeTourneau	62	50
---------	-------------------	----	----

Lamar

Loss, Non-Conf, S Site, H Home A Away N Neutral



Average RPI Win: 235		WON-LOST	WINNING	LAST 10	STRENGTH OF	OPP. STRENGTH	TEAM	ADJ.	CONF.	ADJ CONF.
Average RPI Loss: 172		RECORD	PCT. RANK	GAMES	SCHEDULE	OF SCHEDULE	RPI	RPI	RPI	RPI
DIV. I ONLY	12- 15	194	5- 5	214	247	225	227	22	23	
DIV. I NON-CONF.	3- 9	266	0- 0	230	270	272	274	24	24	
TOTALS	RPI 1-25	RPI 26-50	W-L RECORDS	RPI 51-100	RPI 150+					
12- 15	0- 0	0- 0	OVERALL	1- 4	11- 10					
6- 7	0- 0	0- 0	HOME	0- 3	6- 4					
6- 7	0- 0	0- 0	AWAY	1- 1	5- 5					
0- 1	0- 0	0- 0	NEUTRAL	0- 0	0- 1					
3- 9	0- 0	0- 0	NON-CONFERENCE	0- 3	3- 5					
2- 4	0- 0	0- 0	HOME	0- 2	2- 2					
1- 5	0- 0	0- 0	AWAY	0- 1	1- 3					
0- 0	0- 0	0- 0	NEUTRAL	0- 0	0- 0					
9- 6	0- 0	0- 0	CONFERENCE	1- 1	8- 5					
4- 3	0- 0	0- 0	HOME	0- 1	4- 2					
5- 2	0- 0	0- 0	AWAY	1- 0	4- 2					
0- 1	0- 0	0- 0	NEUTRAL	0- 0	0- 1					
RPI S	RPI 1-25 Opponent Score	RPI S	RPI 26-50 Opponent Score	RPI S	RPI 51-100 Opponent Score	RPI S	RPI 101+ Opponent Score	Team's RPI: 227		
				56 A Holy Cross	58 56	114 A Val parai so	54 68			
				56 H Holy Cross	65 78	154 H Pennsylvani a	69 79			
				72 H Ball St.	71 94	178 A Ameri can	47 53			
				97 A Duquesne	48 64	178 H Ameri can	67 71			
				99 H Santa Clara	63 64	186 H Qui nni pi ac	66 75			
						200 A Va. Commonweal th	73 83			
						203 A Bucknel l	74 67			
						203 H Bucknel l	68 61			
						211 A Loyol a (Ill.)	56 60			
						225 A Navy	75 72			
						225 H Navy	68 57			
						229 A Col umbi a	61 62			
						236 A Army	62 51			
						236 H Army	64 59			
						236 N Army	70 78			
						257 A Col gate	83 77			
						257 H Col gate	60 72			
						268 H Pri nceton	66 61			
						276 H Cornel l	79 57			
						309 A Lafayette	71 72			
						309 H Lafayette	70 43			
						323 A St. Francis (N. Y.)	87 57			
			LAST 10 Division I GAMES:							
			236 N Army	70 78	178 A Ameri can	47 53				
			56 H Holy Cross	65 78	203 H Bucknel l	68 61				
			257 H Col gate	60 72	225 H Navy	68 57				
			309 A Lafayette	71 72	257 A Col gate	83 77				
			236 A Army	62 51	56 A Holy Cross	58 56				

Non-Div I Games:

Lehigh

Lehigh

Lehigh



Average RPI Win: 222		WON-LOST	WINNING	LAST 10	STRENGTH OF	OPP. STRENGTH	TEAM	ADJ.	CONF.	ADJ CONF.	
Average RPI Loss: 43		RECORD	PCT. RANK	GAMES	SCHEDULE	OF SCHEDULE	RPI	RPI	RPI	RPI	
DIV. I ONLY	26- 4	7	9- 1	215	196	53	55	26	26		
DIV. I NON-CONF.	8- 4	68	1- 1	75	28	52	52	11	11		
<hr/>											
TOTALS		RPI 1-25	RPI 26-50	W-L RECORDS		RPI 51-100	RPI 150+				
26- 4		0- 2	1- 0	OVERALL		2- 2	23- 0				
15- 1		0- 1	1- 0	HOME		1- 0	13- 0				
10- 1		0- 0	0- 0	AWAY		1- 1	9- 0				
1- 2		0- 1	0- 0	NEUTRAL		0- 1	1- 0				
8- 4		0- 2	1- 0	NON-CONFERENCE		2- 2	6- 0				
5- 1		0- 1	1- 0	HOME		1- 0	3- 0				
3- 1		0- 0	0- 0	AWAY		1- 1	2- 0				
1- 2		0- 1	0- 0	NEUTRAL		0- 1	1- 0				
17- 0		0- 0	0- 0	CONFERENCE		0- 0	17- 0				
10- 0		0- 0	0- 0	HOME		0- 0	10- 0				
7- 0		0- 0	0- 0	AWAY		0- 0	7- 0				
0- 0		0- 0	0- 0	NEUTRAL		0- 0	0- 0				
<hr/>											
RPI 1-25		RPI 26-50			RPI 51-100		Team's RPI: 55		RPI 101+		
RPI S	Opponent	Score	RPI S	Opponent	Score	RPI S	Opponent	Score	RPI S	Opponent	Score
12 N	Vanderbi l t	44 54	33 H	Vi rgi ni a	77 69	57 A	Western Ky.	71 57	166 A	El on	74 66
25 H	Vi rgi ni a Tech	50 53				60 A	Ri chmond	74 88	166 H	El on	66 44
						74 N	Al abama	64 67	176 A	Hi gh Poi nt	71 53
						83 H	Hampton	86 66	176 H	Hi gh Poi nt	77 68
									176 H	Hi gh Poi nt	84 71
									200 A	Va. Commonweal th	69 52
									205 H	Bi rmi ngham-So.	66 56
									219 A	Coastal Caro.	82 76
									219 H	Coastal Caro.	68 40
									219 H	Coastal Caro.	78 68
									239 A	Charleston So.	69 50
									239 H	Charleston So.	83 52
									247 N	Bethune-Cookman	70 42
									264 A	South Caroli na St.	68 54
									266 A	Radford	58 46
									266 H	Radford	59 45
									288 H	Norfol k St.	74 51
									293 A	Wi nthrop	67 57
									293 H	Wi nthrop	53 35
									316 A	UNC Asheville	80 45
									316 H	UNC Asheville	61 42
									316 H	UNC Asheville	70 39
									322 H	Morgan St.	90 35
<hr/>											
LAST 10 Div						sion I GAMES:					
12 N	Vanderbi l t	44 54	293 H	Wi nthrop	53 35						
176 H	Hi gh Poi nt	84 71	166 A	El on	74 66						
219 H	Coastal Caro.	78 68	176 H	Hi gh Poi nt	77 68						
316 H	UNC Asheville	70 39	316 H	UNC Asheville	61 42						
266 A	Radford	58 46	83 H	Hampton	86 66						

Non-Div I Games:

Liberty

Loss, 
Non-Conf, S Site, 
H Home
A Away 
N Neutral



Through Games of 2009 FIVE																			
Average RPI Win: 266		WON-LOST RECORD		WINNING PCT. RANK		LAST 10 GAMES		STRENGTH OF SCHEDULE		OPP. STRENGTH OF SCHEDULE		TEAM RPI		ADJ. RPI		CONF. RPI		ADJ. CONF. RPI	
DIV. I ONLY		12- 15		194		5- 4		241		305		240		240		32		32	
DIV. I NON-CONF.		6- 12		230		0- 2		161		317		234		233		32		32	
TOTALS		RPI 1-25		RPI 26-50		W-L RECORDS		RPI 51-100		RPI 150+									
12- 15		0- 0		0- 2		OVERALL		0- 0		11- 7									
7- 5		0- 0		0- 1		HOME		0- 0		6- 3									
5- 9		0- 0		0- 1		AWAY		0- 0		5- 4									
0- 1		0- 0		0- 0		NEUTRAL		0- 0		0- 0									
6- 12		0- 0		0- 2		NON-CONFERENCE		0- 0		4- 4									
2- 4		0- 0		0- 1		HOME		0- 0		1- 2									
3- 7		0- 0		0- 1		AWAY		0- 0		3- 2									
0- 1		0- 0		0- 0		NEUTRAL		0- 0		0- 0									
7- 3		0- 0		0- 0		CONFERENCE		0- 0		7- 3									
5- 1		0- 0		0- 0		HOME		0- 0		5- 1									
2- 2		0- 0		0- 0		AWAY		0- 0		2- 2									
0- 0		0- 0		0- 0		NEUTRAL		0- 0		0- 0									
RPI 1-25		RPI 26-50		RPI 51-100		Team's RPI : 240													
RPI S	Opponent	Score	RPI S	Opponent	Score	RPI S	Opponent	Score	RPI S	Opponent	Score								
40	H Xavier	67 68	49	A Austin Peay	48 76				105	A Missi ssi ppi	52 61								
									109	A Mi ddl e Tenn.	56 61								
									114	H Val parai so	57 56								
									126	A Memphi s	67 70								
									134	N James Madi son	42 75								
									136	A Southeast Mo. St.	50 71								
									145	H Eastern Ky.	73 78								
									155	A Oral Roberts	62 80								
									155	H Oral Roberts	68 82								
									160	A UCF	54 53								
									196	A Tex. A&M-Corp. Chris	68 82								
									196	H Tex. A&M-Corp. Chris	42 59								
									197	A Bel mont	67 75								
									205	H Bi rmi ngham-So.	64 62								
									267	A Mercer	70 58								
									267	H Mercer	79 52								
									294	A IPFW	73 88								
									294	H IPFW	61 42								
									305	A Tex. -Pan Ameri can	66 65								
									305	H Tex. -Pan Ameri can	57 49								
									306	A Stetson	77 61								
									307	H Tennessee St.	64 67								
									321	A Centenary (La.)	76 63								
									321	H Centenary (La.)	76 49								
									324	H Morris Brown	84 60								
LAST 10 Divi sion I GAMES:																			
196	A Tex. A&M-Corp. Chris	68 82	294	A IPFW	73 88	321	A Centenary (La.)	76 63	321	H Centenary (La.)	76 49								
305	A Tex. -Pan American	66 65	324	H Morris Brown	84 60	321	H Centenary (La.)	76 49	324	H Morris Brown	84 60								
321	A Centenary (La.)	76 63	205	H Bi rmi ngham-So.	64 62														
49	A Austin Peay	48 76	126	A Memphi s	67 70														
294	H IPFW	61 42	196	H Tex. A&M-Corp.	42 59														

Li pscomb

87 46

## Non-Div I Games: Fisk

L  
i  
p  
s  
c  
o  
m  
bL  
i  
p  
s  
c  
o  
m  
b



Chris

L  
i  
p  
s  
c  
o  
m  
b

L  
i  
p  
s  
c  
o  
m  
b



[illegible]

Long Beach St.

Long Beach St.

### Non-Div I Games:

Long Beach St.

Loss, Non-Conf, S Site, H Home A Away N Neutral



Average RPI Win: 265		WON-LOST RECORD		WINNING PCT. RANK		LAST 10 GAMES		STRENGTH OF SCHEDULE		OPP. STRENGTH OF SCHEDULE		TEAM RPI		ADJ. RPI		CONF. RPI		ADJ CONF. RPI	
DIV. I ONLY		15- 15		159		7- 3		264		300		229		234		31		31	
DIV. I NON-CONF.		2- 8		277		0- 0		251		170		290		290		31		31	
TOTALS		RPI 1-25		RPI 26-50		W-L RECORDS		RPI 51-100				RPI 150+							
15- 15		0- 0		0- 2		OVERALL		0- 2				15- 9							
8- 3		0- 0		0- 0		HOME		0- 0				8- 3							
7- 7		0- 0		0- 2		AWAY		0- 1				7- 4							
0- 5		0- 0		0- 0		NEUTRAL		0- 1				0- 2							
2- 8		0- 0		0- 2		NON-CONFERENCE		0- 0				2- 4							
1- 1		0- 0		0- 0		HOME		0- 0				1- 1							
1- 3		0- 0		0- 2		AWAY		0- 0				1- 1							
0- 4		0- 0		0- 0		NEUTRAL		0- 0				0- 2							
13- 7		0- 0		0- 0		CONFERENCE		0- 2				13- 5							
7- 2		0- 0		0- 0		HOME		0- 0				7- 2							
6- 4		0- 0		0- 0		AWAY		0- 1				6- 3							
0- 1		0- 0		0- 0		NEUTRAL		0- 1				0- 0							
RPI 1-25		RPI 26-50		RPI 51-100		RPI 101+ Team's RPI : 234													
RPI S	Opponent	Score	RPI S	Opponent	Score	RPI S	Opponent	Score	RPI S	Opponent	Score								
32	A Georgi a Tech	47 82	32	A Vi rgi ni a	46 57	91	A St. Francis (Pa.)	40 61	104	N Kentucky	64 72								
33	A Vi rgi ni a	46 57				91	N St. Francis (Pa.)	53 59	111	N UNLV	56 60								
									186	A Qui nni pi ac	57 61								
									186	A Sacred Heart	51 48								
									186	H Qui nni pi ac	72 69								
									186	H Sacred Heart	60 53								
									201	A Fl a. Atlanti c	48 61								
									203	H Bucknel l	66 51								
									210	H Wagner	56 53								
									217	A Monmouth	50 65								
									217	H Monmouth	46 63								
									229	H Col umbi a	50 51								
									256	A UMBC	39 53								
									256	H UMBC	62 58								
									257	N Col gate	41 49								
									283	A Mt. St. Mary' s	63 59								
									283	H Mt. St. Mary' s	75 58								
									284	N Al bany (N. Y. )	52 55								
									287	A Central Conn. St.	51 44								
									287	H Central Conn. St.	63 67								
									310	A Fai rl ei gh Di cki nson	55 53								
									310	H Fai rl ei gh Di cki nson	62 54								
									311	A Jacksonville	68 53								
									318	A Robert Morris	53 41								
									323	A St. Francis (N. Y. )	60 47								
									323	H St. Francis (N. Y. )	73 55								
				LAST 10 Divi si on I GAMES:															
						91	N St. Francis (Pa.)	53 59	287	A Central Conn. St.	51 44								
						186	A Sacred Heart	51 48	186	H Qui nni pi ac	72 69								
						210	H Wagner	56 53	310	H Fai rl ei gh Di cki nson	62 54								
						186	H Sacred Heart	60 53	217	A Monmouth	50 65								
						323	H St. Francis (N. Y. )	73 55	91	A St. Francis (Pa.)	40 61								

Long Island

Longisland

### Non-Div I Games:

Long Island and

Loss, Non-Conf, S Site, H Home A Away N Neutral



Average RPI Win: 142				WON-LOST RECORD		WINNING PCT. RANK		LAST 10 GAMES		STRENGTH OF SCHEDULE		OPP. STRENGTH OF SCHEDULE		TEAM RPI		ADJ. RPI		CONF. RPI		ADJ CONF. RPI	
DIV. I ONLY				31- 3		3		9- 1		71		91		15		14		10		10	
DIV. I NON-CONF.				10- 3		30		2- 1		35		34		16		16		10		10	
TOTALS				RPI 1-25		RPI 26-50		W-L RECORDS		RPI 51-100		RPI 150+									
31- 3				2- 2		3- 0		OVERALL		6- 1		14- 0									
14- 1				0- 1		1- 0		HOME		2- 0		8- 0									
13- 1				1- 0		2- 0		AWAY		2- 1		5- 0									
4- 1				1- 1		0- 0		NEUTRAL		2- 0		1- 0									
10- 3				2- 2		3- 0		NON-CONFERENCE		0- 1		5- 0									
5- 1				0- 1		1- 0		HOME		0- 0		4- 0									
4- 1				1- 0		2- 0		AWAY		0- 1		1- 0									
1- 1				1- 1		0- 0		NEUTRAL		0- 0		0- 0									
21- 0				0- 0		0- 0		CONFERENCE		6- 0		9- 0									
9- 0				0- 0		0- 0		HOME		2- 0		4- 0									
9- 0				0- 0		0- 0		AWAY		2- 0		4- 0									
3- 0				0- 0		0- 0		NEUTRAL		2- 0		1- 0									
RPI 1-25				Team's RPI: 14		RPI 26-50		RPI 51-100		RPI 101+											
RPI	S	Opponent	Score		RPI	S	Opponent	Score		RPI	S	Opponent	Score		RPI	S	Opponent	Score			
1	H	Tennessee	35	60	27	A	New Mexi co	67	54	57	A	Western Ky.	57	71	101	A	Ri ce	80	63		
4	N	LSU	63	69	43	H	Pepperdi ne	94	60	73	A	Fresno St.	63	53	101	H	Ri ce	79	65		
7	N	Texas Tech	85	76	46	A	Tul ane	68	53	73	H	Fresno St.	87	62	130	A	Southern Methodi st	74	64		
20	A	Ohi o St.	74	61						73	N	Fresno St.	89	57	130	H	Southern Methodi st	89	56		
										88	A	Hawai i	67	44	132	A	Tul sa	85	66		
										88	H	Hawai i	60	52	132	H	Tul sa	75	62		
										88	N	Hawai i	85	58	162	H	Stephen F. Austin	80	44		
															173	A	San Jose St.	66	59		
															173	H	San Jose St.	83	38		
															199	A	Arkansas St.	72	54		
															204	A	Boi se St.	102	66		
															204	H	Boi se St.	98	60		
															204	N	Boi se St.	80	55		
															214	A	UTEP	68	53		
															214	H	UTEP	108	54		
															241	A	Nevada	83	54		
															241	H	Nevada	79	67		
															242	H	La. -Lafayette	81	50		
															269	H	Ni chol ls St.	93	50		
															321	H	Centenary (La.)	97	47		
						LAST 10 Div		sion I GAMES:													
					4	N	LSU	63	69	204	N	Boi se St.	80	55							
					20	A	Ohi o St.	74	61	130	H	Southern Methodi st	89	56							
					43	H	Pepperdi ne	94	60	204	H	Boi se St.	98	60							
					73	N	Fresno St.	89	57	214	H	UTEP	108	54							
					88	N	Hawai i	85	58	132	A	Tul sa	85	66							

Non-Div I Games:

Louisiana Tech

Loss, Non-Conf, S Site, H Home A Away N Neutral

Louisiana Tech

Louisiana Tech



Team Statistics				Through Games of 2009 FIVBL							
Average RPI	Win: 150	WON-LOST RECORD	WINNING PCT. RANK	LAST 10 GAMES	STRENGTH OF SCHEDULE	OPP. STRENGTH OF SCHEDULE	TEAM RPI	ADJ. RPI	CONF. RPI	ADJ CONF. RPI	
DIV. I ONLY		15- 14	149	2- 8	62	96	93	94	9	9	
DIV. I NON-CONF.		9- 4	60	0- 0	84	130	57	59	8	8	
<hr/>											
TOTALS		RPI 1-25		RPI 26-50	W-L RECORDS		RPI 51-100		RPI 150+		
15- 14		1- 1		2- 5	OVERALL		1- 3		7- 3		
11- 4		1- 0		2- 3	HOME		1- 1		4- 0		
2- 9		0- 1		0- 1	AWAY		0- 2		2- 3		
2- 1		0- 0		0- 1	NEUTRAL		0- 0		1- 0		
9- 4		1- 1		0- 1	NON-CONFERENCE		1- 1		6- 1		
7- 1		1- 0		0- 1	HOME		1- 0		4- 0		
1- 3		0- 1		0- 0	AWAY		0- 1		1- 1		
1- 0		0- 0		0- 0	NEUTRAL		0- 0		1- 0		
6- 10		0- 0		2- 4	CONFERENCE		0- 2		1- 2		
4- 3		0- 0		2- 2	HOME		0- 1		0- 0		
1- 6		0- 0		0- 1	AWAY		0- 1		1- 2		
1- 1		0- 0		0- 1	NEUTRAL		0- 0		0- 0		
<hr/>											
RPI 1-25		RPI 26-50		RPI 51-100		Team's RPI: 94		RPI 101+			
RPI S	Opponent	Score	RPI S	Opponent	Score	RPI S	Opponent	Score	RPI S	Opponent	Score
4	A LSU	46 65	31	H TCU	78 62	57	A Western Ky.	67 87	102	A St. Louis	66 70
12	H Vanderbi l t	92 82	35	H DePaul	61 73	64	A Charlotte	65 80	102	N St. Louis	86 59
			35 N	DePaul	57 66	72	H Ball St.	85 71	104	H Kentucky	86 62
			37	H Chattanooga	79 84	80	H Marquette	76 79	107	H Houston	90 78
			41	A Cincinnati	48 67				126	A Memphis	72 87
			41	H Cincinnati	66 73				131	H Southern Mi ss.	93 61
			46	H Tulane	77 70				168	A East Caro.	69 74
									179	A UAB	62 75
									184	A Evansville	58 60
									195	N New Orleans	56 47
									198	H Troy St.	73 55
									201	A Fla. Atlantic	83 57
									229	H Columbi a	78 54
									232	A South Fla.	72 63
									292	H Eastern Ill.	91 58
									294	H IPFW	104 56
<hr/>											
LAST 10 Division I GAMES:											
35 N DePaul					57	66	80	H Marquette	76	79	
102 N St. Louis					86	59	41	H Cincinnati	66	73	
126 A Memphis					72	87	64	A Charlotte	65	80	
102 A St. Louis					66	70	168	A East Caro.	69	74	
35 H DePaul					61	73	131	H Southern Mi ss.	93	61	

### Non-Div I Games:

Louisi v. I l e

Loss, Non-Conf, S Site, H Home A Away N Neutral



Loyola (1111)				Through Games of 2003 Final							
Average RPI Win:		255	WON-LOST	WINNING	LAST 10	STRENGTH OF	OPP. STRENGTH	TEAM	ADJ.	CONF.	ADJ CONF.
Average RPI Loss:		131	RECORD	PCT. RANK	GAMES	SCHEDULE	OF SCHEDULE	RPI	RPI	RPI	RPI
DIV. I ONLY	12- 17	210	5- 5	178	214	214	211	25	25		
DIV. I NON-CONF.	3- 8	254	0- 0	128	157	222	221	21	21		
-----											
TOTALS		RPI 1-25	RPI 26-50	W-L RECORDS		RPI 51-100	RPI 150+				
12- 17	0- 1	0- 4	OVERALL		0- 1	12- 8					
6- 6	0- 1	0- 1	HOME		0- 0	6- 3					
5- 10	0- 0	0- 3	AWAY		0- 1	5- 5					
1- 1	0- 0	0- 0	NEUTRAL		0- 0	1- 0					
3- 8	0- 1	0- 1	NON-CONFERENCE		0- 1	3- 2					
2- 2	0- 1	0- 0	HOME		0- 0	2- 0					
1- 5	0- 0	0- 1	AWAY		0- 1	1- 2					
0- 1	0- 0	0- 0	NEUTRAL		0- 0	0- 0					
9- 9	0- 0	0- 3	CONFERENCE		0- 0	9- 6					
4- 4	0- 0	0- 1	HOME		0- 0	4- 3					
4- 5	0- 0	0- 2	AWAY		0- 0	4- 3					
1- 0	0- 0	0- 0	NEUTRAL		0- 0	1- 0					
-----											
RPI 1-25			RPI 26-50			RPI 51-100			RPI 101+ Team's RPI: 211		
RPI S	Opponent	Score	RPI S	Opponent	Score	RPI S	Opponent	Score	RPI S	Opponent	Score
24	H Minnesota	67 84	35	A DePaul	59 87	99	A Santa Clara	58 82	102	A St. Louis	57 66
			38	A Wi s. -Green Bay	61 98				114	H Valparaiso	47 54
			38	A Wi s. -Green Bay	52 70				140	N Boston U.	54 64
			38	H Wi s. -Green Bay	53 76				151	A Bradley	59 83
									169	A Wi s. -Milwaukee	56 68
									169	H Wi s. -Milwaukee	66 57
									173	A San Jose St.	66 85
									185	A Ill. -Chicago	60 75
									185	H Ill. -Chicago	69 80
									227	H Lehigh	60 56
									231	A Wright St.	61 57
									231	H Wright St.	61 65
									231	N Wright St.	81 65
									235	A Chicago St.	66 54
									245	A Detroit	81 79
									245	H Detroit	62 69
									265	A Cleveland St.	62 77
									265	H Cleveland St.	78 73
									285	A Butler	76 67
									285	H Butler	69 58
									292	H Eastern Ill.	72 59
									298	A Youngstown St.	84 63
									298	H Youngstown St.	73 62
-----											
LAST 10 Division I GAMES:											
38	A Wi s. -Green Bay	52 70	38	A Wi s. -Green Bay	61 98						
231	N Wright St.	81 65	285	A Butler	76 67						
185	A Ill. -Chicago	60 75	231	H Wright St.	61 65						
265	H Cleveland St.	78 73	298	H Youngstown St.	73 62						
245	A Detroit	81 79	169	A Wi s. -Milwaukee	56 68						

Loyola (Ill.)

Non-Div I Games:

Loyola (Ill.)

Loss, 
Non-Conf, S Site, 
H Home
A Away 
N Neutral



Average RPI Win: 243		WON-LOST RECORD		WINNING PCT. RANK		LAST 10 GAMES		STRENGTH OF SCHEDULE		OPP. STRENGTH OF SCHEDULE		TEAM RPI		ADJ. RPI		CONF. RPI		ADJ CONF. RPI	
DIV. I ONLY		11- 17		222		3- 7		246		180		245		244		18		18	
DIV. I NON-CONF.		4- 5		188		0- 0		272		181		239		237		19		19	
TOTALS		RPI 1-25		RPI 26-50		W-L RECORDS		RPI 51-100		RPI 150+									
11- 17		0- 0		0- 0		OVERALL		0- 6		10- 9									
5- 7		0- 0		0- 0		HOME		0- 3		4- 4									
4- 8		0- 0		0- 0		AWAY		0- 2		4- 4									
2- 2		0- 0		0- 0		NEUTRAL		0- 1		2- 1									
4- 5		0- 0		0- 0		NON-CONFERENCE		0- 2		4- 2									
1- 2		0- 0		0- 0		HOME		0- 1		1- 1									
1- 2		0- 0		0- 0		AWAY		0- 0		1- 1									
2- 1		0- 0		0- 0		NEUTRAL		0- 1		2- 0									
7- 12		0- 0		0- 0		CONFERENCE		0- 4		6- 7									
4- 5		0- 0		0- 0		HOME		0- 2		3- 3									
3- 6		0- 0		0- 0		AWAY		0- 2		3- 3									
0- 1		0- 0		0- 0		NEUTRAL		0- 0		0- 1									
RPI 1-25		RPI 26-50		RPI 51-100		RPI 101+		Team's RPI: 244											
RPI S	Opponent	Score	RPI S	Opponent	Score	RPI S	Opponent	Score	RPI S	Opponent	Score								
						54 A	Si ena	59 61	113 A	Ni agara	67 78								
						54 H	Si ena	61 71	113 H	Ni agara	60 56								
						77 A	Manhattan	44 62	133 A	Maryl and	72 80								
						77 H	Manhattan	52 62	152 A	UNC Greensboro	47 61								
						87 H	Georgetown	57 74	181 A	Fai rfi el d	67 71								
						97 N	Duquesne	64 73	181 H	Fai rfi el d	56 65								
									189 A	Canisius	68 81								
									189 H	Canisius	72 58								
									190 A	St. Peter's	61 65								
									190 H	St. Peter's	49 54								
									203 H	Bucknell	73 76								
									207 A	Mari st	68 61								
									207 H	Mari st	45 66								
									207 N	Mari st	69 72								
									208 N	Howard	73 70								
									212 N	Tenn. -Martin	89 57								
									256 H	UMBC	55 41								
									271 A	Ri der	62 60								
									271 H	Ri der	79 70								
									313 A	Towson	55 50								
									314 A	I ona	54 48								
									314 H	I ona	64 38								
LAST 10 Division I GAMES:																			
						207 N	Mari st	69 72	314 A	I ona	54 48								
						189 A	Canisius	68 81	271 A	Ri der	62 60								
						113 A	Ni agara	67 78	271 H	Ri der	79 70								
						54 H	Si ena	61 71	207 H	Mari st	45 66								
						77 H	Manhattan	52 62	181 H	Fai rfi el d	56 65								

Loyol a (Md.)

Non-Di v I Games:

Loyol a (Md.)

Loss, 
Non-Conf, S Site, 
H Home
A Away 
N Neutral



Average RPI Win:	214	WON-LOST	WINNING	LAST 10	STRENGTH OF	OPP. STRENGTH	TEAM	ADJ.	CONF.	ADJ CONF.
Average RPI Loss:	105	RECORD	PCT. RANK	GAMES	SCHEDULE	OF SCHEDULE	RPI	RPI	RPI	RPI

DIV. I ONLY	14- 15	167	3- 7	134	155	156	153	12	12
DIV. I NON-CONF.	8- 5	99	0- 0	146	202	107	106	13	13

TOTALS	RPI 1-25	RPI 26-50	W-L RECORDS	RPI 51-100	RPI 150+
14- 15	0- 1	0- 4	OVERALL	2- 4	11- 4
10- 3	0- 0	0- 1	HOME	2- 1	7- 1
3- 10	0- 1	0- 2	AWAY	0- 2	3- 3
1- 2	0- 0	0- 1	NEUTRAL	0- 1	1- 0
8- 5	0- 1	0- 2	NON-CONFERENCE	2- 1	6- 0
6- 0	0- 0	0- 0	HOME	2- 0	4- 0
2- 4	0- 1	0- 1	AWAY	0- 1	2- 0
0- 1	0- 0	0- 1	NEUTRAL	0- 0	0- 0
6- 10	0- 0	0- 2	CONFERENCE	0- 3	5- 4
4- 3	0- 0	0- 1	HOME	0- 1	3- 1
1- 6	0- 0	0- 1	AWAY	0- 1	1- 3
1- 1	0- 0	0- 0	NEUTRAL	0- 1	1- 0

RPI 1-25				RPI 26-50				RPI 51-100				RPI 101+ Team's RPI: 153			
RPI	S	Opponent	Score	RPI	S	Opponent	Score	RPI	S	Opponent	Score	RPI	S	Opponent	Score
18	A	Arkansas	52 87	37	N	Chattanooga	52 59	79	H	North Carolina St.	66 58	111	A	UNLV	51 61
				42	A	UC Santa Barb.	63 76					149	A	Gonzaga	64 67
				43	A	Pepperdine	63 76	86	H	South Ala.	40 37	149	H	Gonzaga	58 42
				43	H	Pepperdine	46 51	88	A	Hawaii	51 56	165	A	San Francisco	49 71
								99	A	Santa Clara	60 76	165	H	San Francisco	47 56
								99	H	Santa Clara	49 57	188	A	Portland	56 57
								99	N	Santa Clara	54 68	188	H	Portland	78 57
												188	N	Portland	61 47
												202	H	UC Irvine	50 47
												220	A	St. Mary's (Cal.)	74 67
												220	H	St. Mary's (Cal.)	54 45
												224	A	San Diego	61 65
												224	H	San Diego	67 47
												243	H	Long Beach St.	58 50
												289	A	Cal Poly	65 54
												297	H	Cal St. Fullerton	66 40
												301	H	UC Riverside	77 53
												315	A	Cal St. Northridge	70 60
LAST 10 Division I GAMES:															
				99	N	Santa Clara	54 68	224	H	San Diego	67 47				
				188	N	Portland	61 47	99	H	Santa Clara	49 57				
				220	A	St. Mary's (Cal.)	74 67	188	A	Portland	56 57				
				165	A	San Francisco	49 71	149	A	Gonzaga	64 67				
				43	A	Pepperdine	63 76	165	H	San Francisco	47 56				

Non-Div I Games:

Loyol a Marymount

Loss, 
Non-Conf, S Site, 
H Home
A Away 
N Neutral



Through Games of 2005 FINAL																						
Average RPI Win: 223		WON-LOST RECORD		WINNING PCT. RANK		LAST 10 GAMES		STRENGTH OF SCHEDULE		OPP. STRENGTH OF SCHEDULE		TEAM RPI		ADJ. RPI		CONF. RPI		ADJ. CONF. RPI				
DIV. I ONLY		25- 6		19		8- 2		239		210		69		70		23		21				
DIV. I NON-CONF.		7- 5		111		0- 1		194		204		139		137		23		22				
TOTALS		RPI 1-25		RPI 26-50		W-L RECORDS		RPI 51-100		RPI 150+												
25- 6		0- 0		0- 1		OVERALL		0- 2		19- 1												
10- 2		0- 0		0- 1		HOME		0- 1		7- 0												
12- 2		0- 0		0- 0		AWAY		0- 0		9- 1												
3- 2		0- 0		0- 0		NEUTRAL		0- 1		3- 0												
7- 5		0- 0		0- 1		NON-CONFERENCE		0- 2		5- 1												
2- 2		0- 0		0- 1		HOME		0- 1		1- 0												
3- 2		0- 0		0- 0		AWAY		0- 0		2- 1												
2- 1		0- 0		0- 0		NEUTRAL		0- 1		2- 0												
18- 1		0- 0		0- 0		CONFERENCE		0- 0		14- 0												
8- 0		0- 0		0- 0		HOME		0- 0		6- 0												
9- 0		0- 0		0- 0		AWAY		0- 0		7- 0												
1- 1		0- 0		0- 0		NEUTRAL		0- 0		1- 0												
RPI 1-25		RPI 26-50		RPI 51-100		Team's RPI: 70		RPI 101+														
RPI S	Opponent	Score	RPI S	Opponent	Score	RPI S	Opponent	Score	RPI S	Opponent	Score											
50	H Creighton	67 74	56	N Holy Cross	74 75	125	A Vermont	54 52	125	H Vermont	64 38											
			98	H Montana	56 66	129	A Rhode Island	65 58	135	H Buffalo	78 72											
						138	A Kent St.	77 79	140	A Boston U.	59 37											
						140	H Boston U.	71 62	140	N Boston U.	65 69											
						151	A Bradley	80 70	159	H Brown	60 51											
						163	A Dartmouth	65 71	233	A New Hampshire	69 52											
						233	H New Hampshire	67 55	233	N New Hampshire	71 65											
						251	A Northeastern	60 45	251	H Northeastern	64 50											
						252	A Binghamton	64 45	252	H Binghamton	66 62											
						255	A Hartford	68 63	255	A Hartford	71 51											
						255	H Hartford	74 64	263	A Stony Brook	66 41											
						263	H Stony Brook	81 47	284	A Albany (N.Y.)	72 48											
						284	H Albany (N.Y.)	79 45	284	H Albany (N.Y.)	79 45											
						291	N Yale	92 62	302	A Akron	58 51											
						318	N Robert Morris	96 54														
LAST 10 Division I GAMES:		50 H Creighton 67 74		125 A Vermont 54 52		140 N Boston U. 65 69		255 A Hartford 68 63		284 H Albany (N.Y.) 79 45		263 H Stony Brook 81 47		251 A Northeastern 60 45								
		233 N New Hampshire 71 65		284 H Albany (N.Y.) 79 45		255 A Hartford 71 51		263 H Stony Brook 81 47		318 N Robert Morris 96 54												
		255 A Hartford 71 51		263 H Stony Brook 81 47		140 H Boston U. 71 62		251 A Northeastern 60 45														

### Non-Div I Games:

Mai ne

Loss, Non-Conf, S Site, H Home A Away N Neutral



Average RPI Win: 200		WON-LOST	WINNING	LAST 10	STRENGTH OF	OPP. STRENGTH	TEAM	ADJ.	CONF.	ADJ CONF.	
Average RPI Loss: 126		RECORD	PCT. RANK	GAMES	SCHEDULE	OF SCHEDULE	RPI	RPI	RPI	RPI	
DIV. I ONLY	20- 10	58	8- 2	108	201	77	77	18	18		
DIV. I NON-CONF.	3- 7	247	0- 1	79	207	192	189	19	19		
<hr/>											
TOTALS	RPI 1-25	RPI 26-50	W-L RECORDS		RPI 51-100	RPI 150+					
20- 10	0- 1	0- 1	OVERALL		3- 2	16- 3					
10- 4	0- 0	0- 1	HOME		1- 1	8- 1					
8- 5	0- 0	0- 0	AWAY		1- 1	7- 2					
2- 1	0- 1	0- 0	NEUTRAL		1- 0	1- 0					
<hr/>											
3- 7	0- 1	0- 1	NON-CONFERENCE		1- 1	2- 2					
2- 3	0- 0	0- 1	HOME		1- 0	1- 1					
1- 3	0- 0	0- 0	AWAY		0- 1	1- 1					
0- 1	0- 1	0- 0	NEUTRAL		0- 0	0- 0					
<hr/>											
17- 3	0- 0	0- 0	CONFERENCE		2- 1	14- 1					
8- 1	0- 0	0- 0	HOME		0- 1	7- 0					
7- 2	0- 0	0- 0	AWAY		1- 0	6- 1					
2- 0	0- 0	0- 0	NEUTRAL		1- 0	1- 0					
<hr/>											
RPI 1-25		RPI 26-50		RPI 51-100		Team's RPI: 77		RPI 101+			
RPI S	Opponent	Score	RPI S	Opponent	Score	RPI S	Opponent	Score	RPI S	Opponent	Score
11 N	Mi ssi ssi ppi St.	47 73	45 H	Harvard	56 71	54 A	Si ena	68 50	113 A	Ni agara	51 65
						54 H	Si ena	64 76	113 H	Ni agara	66 54
						54 N	Si ena	65 57	132 H	Tul sa	60 68
						76 H	Del aware	58 43	143 A	Fordham	42 64
						91 A	St. Francis (Pa. )	36 55	181 A	Fai rfi el d	68 43
									181 H	Fai rfi el d	61 51
									189 A	Cani si us	69 77
									189 H	Cani si us	69 66
									189 N	Cani si us	71 57
									190 A	St. Peter' s	64 48
									190 H	St. Peter' s	85 72
									207 A	Mari st	72 63
									207 H	Mari st	56 38
									223 H	Fl ori da A&M	76 61
									233 A	New Hampshi re	43 47
									244 A	Loyol a (Md. )	62 52
									244 H	Loyol a (Md. )	62 44
									252 H	Bi nghamton	65 66
									271 A	Ri der	74 69
									271 H	Ri der	73 57
									288 A	Norfol k St.	66 54
									314 A	lona	68 62
									314 H	lona	68 58
<hr/>											
LAST 10 Div					sion I GAMES:						
11 N	Mi ssi ssi ppi St.	47 73	54 H	Si ena	64 76						
54 N	Si ena	65 57	207 A	Mari st	72 63						
189 N	Cani si us	71 57	244 A	Loyol a (Md. )	62 52						
314 H	lona	68 58	181 H	Fai rfi el d	61 51						
190 H	St. Peter' s	85 72	189 H	Cani si us	69 66						

Manhattan

Manhattan

Non-Div I Games:

Manhattan

Loss, 
Non-Conf, S Site, 
H Home
A Away 
N Neutral



Average RPI Win: 220		WON-LOST	WINNING	LAST 10	STRENGTH OF	OPP. STRENGTH	TEAM	ADJ.	CONF.	ADJ CONF.
Average RPI Loss: 144		RECORD	PCT. RANK	GAMES	SCHEDULE	OF SCHEDULE	RPI	RPI	RPI	RPI
DIV. I ONLY	13- 16	187	3- 7	198	184	207	207	18	18	
DIV. I NON-CONF.	4- 5	188	0- 0	222	188	209	211	19	19	
TOTALS	RPI 1-25	RPI 26-50	W-L RECORDS	RPI 51-100	RPI 150+					
13- 16	0- 0	0- 0	OVERALL	0- 6	11- 9					
8- 6	0- 0	0- 0	HOME	0- 2	6- 4					
4- 9	0- 0	0- 0	AWAY	0- 3	4- 5					
1- 1	0- 0	0- 0	NEUTRAL	0- 1	1- 0					
4- 5	0- 0	0- 0	NON-CONFERENCE	0- 1	3- 4					
4- 1	0- 0	0- 0	HOME	0- 0	3- 1					
0- 4	0- 0	0- 0	AWAY	0- 1	0- 3					
0- 0	0- 0	0- 0	NEUTRAL	0- 0	0- 0					
9- 11	0- 0	0- 0	CONFERENCE	0- 5	8- 5					
4- 5	0- 0	0- 0	HOME	0- 2	3- 3					
4- 5	0- 0	0- 0	AWAY	0- 2	4- 2					
1- 1	0- 0	0- 0	NEUTRAL	0- 1	1- 0					
RPI S	RPI 1-25 Opponent Score	RPI S	RPI 26-50 Opponent Score	RPI S	RPI 51-100 Opponent Score	RPI S	RPI 101+ Opponent Score	Team's RPI: 207		
				54 A Si ena	60 68	113 A Ni agara	56 90			
				54 H Si ena	38 69	113 H Ni agara	64 51			
				54 N Si ena	62 79	140 H Boston U.	72 56			
				76 A Del aware	49 77	154 H Pennsylvani a	83 91			
				77 A Manhattan	38 56	170 A St. John's (N. Y. )	50 68			
				77 H Manhattan	63 72	172 A Provi dence	55 72			
						178 H Ameri can	70 56			
						181 A Fai rfi el d	57 51			
						181 H Fai rfi el d	55 57			
						189 A Cani si us	71 68			
						189 H Cani si us	53 60			
						190 A St. Peter's	47 61			
						190 H St. Peter's	57 51			
						229 A Col umbi a	53 65			
						233 H New Hampshi re	59 51			
						244 A Loyol a (Md. )	66 45			
						244 H Loyol a (Md. )	61 68			
						244 N Loyol a (Md. )	72 69			
						255 H Hartford	60 58			
						271 A Ri der	53 63			
						271 H Ri der	88 78			
						314 A lona	58 45			
						314 H lona	68 56			
			LAST 10 Div	si on I GAMES:						
			54 N Si ena	62 79	271 A Ri der	53 63				
			244 N Loyol a (Md. )	72 69	189 A Cani si us	71 68				
			190 H St. Peter's	57 51	113 A Ni agara	56 90				
			54 A Si ena	60 68	54 H Si ena	38 69				
			77 H Manhattan	63 72	181 H Fai rfi el d	55 57				

Non-Di v I Games:

Mari st



Average RPI Win:		142	WON-LOST		WINNING	LAST 10	STRENGTH OF		OPP. STRENGTH	TEAM	ADJ.	CONF.	ADJ CONF.		
Average RPI Loss:		72	RECORD		PCT. RANK	GAMES	SCHEDULE		OF SCHEDULE	RPI	RPI	RPI	RPI		
DIV. I ONLY		16- 14	142		4- 6		60		97		82		80	9	9
DIV. I NON-CONF.		9- 5	84		1- 1		69		120		61		61	8	8
TOTALS		RPI 1-25	RPI 26-50		W-L RECORDS		RPI 51-100		RPI 150+						
16- 14		0- 1	1- 5		OVERALL		3- 4		7- 1						
5- 6		0- 1	0- 2		HOME		0- 2		4- 1						
10- 7		0- 0	1- 3		AWAY		3- 1		2- 0						
1- 1		0- 0	0- 0		NEUTRAL		0- 1		1- 0						
9- 5		0- 1	0- 1		NON-CONFERENCE		2- 2		5- 0						
2- 2		0- 1	0- 0		HOME		0- 1		2- 0						
6- 3		0- 0	0- 1		AWAY		2- 1		2- 0						
1- 0		0- 0	0- 0		NEUTRAL		0- 0		1- 0						
7- 9		0- 0	1- 4		CONFERENCE		1- 2		2- 1						
3- 4		0- 0	0- 2		HOME		0- 1		2- 1						
4- 4		0- 0	1- 2		AWAY		1- 0		0- 0						
0- 1		0- 0	0- 0		NEUTRAL		0- 1		0- 0						
RPI 1-25		RPI 26-50		RPI 51-100		Team's RPI: 80		RPI 101+							
RPI S	Opponent	Score	RPI S	Opponent	Score	RPI S	Opponent	Score	RPI S	Opponent	Score				
22	H Notre Dame	68 75	31	H TCU	54 79	53	A Iowa	73 76	102	A St. Louis	68 65				
			35	A DePaul	53 86	64	H Charlotte	58 70	103	A Dayton	62 80				
			35	H DePaul	57 62	64	N Charlotte	65 67	107	H Houston	74 68				
			38	A Wi s. -Green Bay	47 58	84	A Toledo	65 54	108	A Iowa St.	82 70				
			41	A Ci nci nnati	62 69	91	H St. Franci s (Pa. )	62 64	126	A Memphi s	60 71				
			46	A Tul ane	59 47	94	A Loui svi lle	79 76	126	A Memphi s	79 64				
						96	A La Salle	91 78	131	A Southern Mi ss.	79 82				
									141	A Georgi a St.	79 75				
									168	H East Caro.	84 68				
									169	H Wi s. -Mi l waukee	73 53				
									171	A Wi sconsi n	72 54				
									179	H UAB	54 68				
									186	H Sacred Heart	76 49				
									200	A Va. Commonweal th	74 63				
									232	H South Fla.	62 41				
									235	N Chi cago St.	72 58				
LAST 10 Divi si on I GAMES:															
53	A Iowa	73 76	41	A Ci nci nnati	62 69										
84	A Tol edo	65 54	94	A Loui svi lle	79 76										
64	N Charl otte	65 67	64	H Charl otte	58 70										
126	A Memphi s	79 64	168	H East Caro.	84 68										
35	A DePaul	53 86	131	A Southern Mi ss.	79 82										

Non-Div I Games:

Marquette



Average RPI Win: 183		WON-LOST	WINNING	LAST 10	STRENGTH OF	OPP. STRENGTH	TEAM	ADJ.	CONF.	ADJ CONF.
Average RPI Loss: 149		RECORD	PCT. RANK	GAMES	SCHEDULE	OF SCHEDULE	RPI	RPI	RPI	RPI
DIV. I ONLY	11- 17	222	6- 4	197	152	227	222	15	15	
DIV. I NON-CONF.	3- 7	247	0- 0	152	163	223	222	15	15	
TOTALS	RPI 1-25	RPI 26-50	W-L RECORDS	RPI 51-100	RPI 150+					
11- 17	0- 0	0- 0	OVERALL	1- 4	7- 5					
7- 4	0- 0	0- 0	HOME	1- 1	3- 1					
4- 9	0- 0	0- 0	AWAY	0- 1	4- 4					
0- 4	0- 0	0- 0	NEUTRAL	0- 2	0- 0					
3- 7	0- 0	0- 0	NON-CONFERENCE	0- 1	2- 1					
2- 1	0- 0	0- 0	HOME	0- 0	1- 0					
1- 3	0- 0	0- 0	AWAY	0- 0	1- 1					
0- 3	0- 0	0- 0	NEUTRAL	0- 1	0- 0					
8- 10	0- 0	0- 0	CONFERENCE	1- 3	5- 4					
5- 3	0- 0	0- 0	HOME	1- 1	2- 1					
3- 6	0- 0	0- 0	AWAY	0- 1	3- 3					
0- 1	0- 0	0- 0	NEUTRAL	0- 1	0- 0					
RPI S	RPI 1-25 Opponent Score	RPI S	RPI 26-50 Opponent Score	RPI S	RPI 51-100 Opponent Score	RPI S	RPI 101+ Opponent Score	Team's RPI: 222		
				63 N Clemson	37 45	104 A Kentucky	42 75			
				72 H Ball St.	86 69	105 N Mississippi	55 61			
				84 H Toledo	54 70	110 A Wake Forest	56 67			
				84 N Toledo	66 80	117 A Miami (Ohio)	81 89			
				95 A Western Mich.	71 80	117 H Miami (Ohio)	53 72			
						119 H Ga. Southern	53 50			
						123 N West Virginia	63 67			
						135 H Buffalo	62 59			
						138 A Kent St.	44 65			
						138 H Kent St.	62 47			
						145 H Eastern Ky.	73 95			
						177 A Northern Ill.	74 81			
						177 A Northern Ill.	70 58			
						178 H American	76 56			
						180 A Eastern Mich.	64 56			
						209 A Morehead St.	72 61			
						248 A Bowling Green	69 50			
						249 A Ohio	66 80			
						249 H Ohio	61 70			
						250 H Central Mich.	53 49			
						266 A Radford	74 77			
						302 A Akron	49 59			
						302 H Akron	72 52			
			LAST 10 Division I GAMES:							
			84 N Toledo	66 80	249 A Ohio	66 80				
			177 A Northern Ill.	70 58	138 H Kent St.	62 47				
			117 A Miami (Ohio)	81 89	72 H Ball St.	86 69				
			302 H Akron	72 52	95 A Western Mich.	71 80				
			248 A Bowling Green	69 50	180 A Eastern Mich.	64 56				

Non-Div I Games: Shepherd

74 59

Marshall

Loss, Non-Conf, S Site, H Home A Away N Neutral



Average RPI Win: 171		WON-LOST RECORD	WINNING PCT. RANK	LAST 10 GAMES	STRENGTH OF SCHEDULE	OPP. STRENGTH OF SCHEDULE	TEAM RPI	ADJ. RPI	CONF. RPI	ADJ CONF. RPI
Average RPI Loss: 48										
DIV. I ONLY		10- 18	237	2- 8	52	43	135	133	2	2
DIV. I NON-CONF.		6- 5	131	0- 0	114	190	116	115	2	2
<hr/>										
TOTALS		RPI 1-25		RPI 26-50	W-L RECORDS		RPI 51-100		RPI 150+	
10- 18		0- 6		1- 3	OVERALL		2- 7		5- 0	
6- 8		0- 3		1- 1	HOME		1- 2		4- 0	
3- 9		0- 3		0- 2	AWAY		1- 4		0- 0	
1- 1		0- 0		0- 0	NEUTRAL		0- 1		1- 0	
6- 5		0- 2		0- 0	NON-CONFERENCE		0- 2		5- 0	
4- 2		0- 1		0- 0	HOME		0- 0		4- 0	
1- 3		0- 1		0- 0	AWAY		0- 2		0- 0	
1- 0		0- 0		0- 0	NEUTRAL		0- 0		1- 0	
4- 13		0- 4		1- 3	CONFERENCE		2- 5		0- 0	
2- 6		0- 2		1- 1	HOME		1- 2		0- 0	
2- 6		0- 2		0- 2	AWAY		1- 2		0- 0	
0- 1		0- 0		0- 0	NEUTRAL		0- 1		0- 0	
<hr/>										
RPI 1-25		RPI 26-50		RPI 51-100		RPI 101+		Team's RPI: 133		
RPI S	Opponent	Score	RPI S	Opponent	Score	RPI S	Opponent	Score		
3 A	Duke	52 101	32 A	Georgi a Tech	51 59	60 A	Ri chmond	52 74	110 A	Wake Forest 75 73
3 H	Duke	55 97	32 H	Georgi a Tech	71 63	61 A	Flori da St.	66 61	110 H	Wake Forest 75 79
10 A	North Carol ina	77 94	33 A	Vi rgi ni a	58 69	61 H	Flori da St.	61 76	113 A	Ni agara 68 53
10 H	North Carol ina	82 83	33 H	Vi rgi ni a	67 71	63 A	Cl emson	67 85	129 H	Rhode Isl and 64 70
16 A	Penn St.	74 101				63 H	Cl emson	59 70	244 H	Loyol a (Md. ) 80 72
25 H	Vi rgi ni a Tech	57 60				63 N	Cl emson	61 63	256 H	UMBC 56 38
						65 A	Mi ami (Fl a. )	66 97	265 N	Cl evel and St. 76 62
						79 A	North Carol ina St.	72 79	271 H	Ri der 104 66
						79 H	North Carol ina St.	74 72	279 H	Coppi n St. 66 43
<hr/>										
LAST 10 Div sion I GAMES:										
63 N Cl emson		61 63	110 H Wake Forest		75 79					
10 A North Carol ina		77 94	63 A Cl emson		67 85					
3 H Duke		55 97	32 A Georgi a Tech		51 59					
33 H Vi rgi ni a		67 71	79 H North Carol ina St.		74 72					
61 A Flori da St.		66 61	10 H North Carol ina		82 83					



Average RPI Win:	140	WON-LOST	WINNING	LAST 10	STRENGTH OF	OPP. STRENGTH	TEAM	ADJ.	CONF.	ADJ CONF.
Average RPI Loss:	91	RECORD	PCT. RANK	GAMES	SCHEDULE	OF SCHEDULE	RPI	RPI	RPI	RPI

DIV. I ONLY	14- 14	159	3- 7	107	83	125	122	8	8
DIV. I NON-CONF.	8- 3	43	0- 0	110	118	59	58	7	7

TOTALS	RPI 1-25	RPI 26-50	W-L RECORDS	RPI 51-100	RPI 150+
14- 14	1- 1	0- 3	OVERALL	4- 5	5- 1
10- 3	1- 0	0- 1	HOME	3- 1	3- 0
4- 9	0- 1	0- 2	AWAY	1- 2	2- 1
0- 2	0- 0	0- 0	NEUTRAL	0- 2	0- 0
8- 3	1- 0	0- 0	NON-CONFERENCE	1- 2	4- 0
5- 0	1- 0	0- 0	HOME	0- 0	2- 0
3- 2	0- 0	0- 0	AWAY	1- 1	2- 0
0- 1	0- 0	0- 0	NEUTRAL	0- 1	0- 0
6- 11	0- 1	0- 3	CONFERENCE	3- 3	1- 1
5- 3	0- 0	0- 1	HOME	3- 1	1- 0
1- 7	0- 1	0- 2	AWAY	0- 1	0- 1
0- 1	0- 0	0- 0	NEUTRAL	0- 1	0- 0

RPI	S	Opponent	Score
5	H	Villanova	55 50
23	A	George Washington	59 65

RPI	S	Opponent	Score
39	A	St. Joseph's	51 60
39	H	St. Joseph's	61 68
40	A	Xavier	65 77

RPI	S	Opponent	Score
60	H	Richmond	57 69
68	A	Temple	42 47
68	H	Temple	89 80
84	A	Toledo	73 61
90	A	Michigan	65 91
90	N	Michigan	61 64
96	H	La Salle	66 51
96	N	La Salle	62 67
97	H	Duquesne	77 68

RPI	S	Opponent	Score
103	A	Dayton	60 68
120	A	Florida	70 78
125	H	Vermont	53 48
126	H	Memphis	51 46
129	A	Rhode Island	59 45
129	H	Rhode Island	57 66
143	A	Fordham	52 60
143	H	Fordham	64 51
186	H	Sacred Heart	74 48
190	A	St. Peter's	52 49
228	A	St. Bonaventure	50 56
228	H	St. Bonaventure	70 48
233	A	New Hampshire	70 50
251	H	Northeastern	77 61

## LAST 10 Division I GAMES:

96	N	La Salle	62 67	60	H	Richmond	57 69
97	H	Duquesne	77 68	23	A	George Washington	59 65
143	H	Fordham	64 51	228	A	St. Bonaventure	50 56
68	A	Temple	42 47	96	H	La Salle	66 51
39	A	St. Joseph's	51 60	129	H	Rhode Island	57 66



Average RPI Win: 244				WON-LOST RECORD		WINNING PCT. RANK		LAST 10 GAMES		STRENGTH OF SCHEDULE		OPP. STRENGTH OF SCHEDULE		TEAM RPI		ADJ. RPI		CONF. RPI		ADJ CONF. RPI	
Average RPI Loss: 197																					
DIV. I ONLY				9- 17		242		6- 4		298		278		282		277		27		27	
DIV. I NON-CONF.				1- 5		294		0- 0		245		150		292		291		26		26	
TOTALS				RPI 1-25		RPI 26-50		W-L RECORDS		RPI 51-100				RPI 150+							
9- 17				0- 1		0- 0		OVERALL		0- 1				8- 14							
7- 4				0- 0		0- 0		HOME		0- 0				6- 4							
2- 12				0- 1		0- 0		AWAY		0- 1				2- 10							
0- 1				0- 0		0- 0		NEUTRAL		0- 0				0- 0							
1- 5				0- 1		0- 0		NON-CONFERENCE		0- 1				0- 2							
1- 0				0- 0		0- 0		HOME		0- 0				0- 0							
0- 4				0- 1		0- 0		AWAY		0- 1				0- 2							
0- 1				0- 0		0- 0		NEUTRAL		0- 0				0- 0							
8- 12				0- 0		0- 0		CONFERENCE		0- 0				8- 12							
6- 4				0- 0		0- 0		HOME		0- 0				6- 4							
2- 8				0- 0		0- 0		AWAY		0- 0				2- 8							
0- 0				0- 0		0- 0		NEUTRAL		0- 0				0- 0							
RPI 1-25				RPI 26-50		RPI 51-100		RPI 101+		Team's RPI: 277											
RPI S Opponent Score				RPI S Opponent Score		RPI S Opponent Score		RPI S Opponent Score		RPI S Opponent Score		RPI S Opponent Score		RPI S Opponent Score		RPI S Opponent Score		RPI S Opponent Score		RPI S Opponent Score	
6 A Texas 25 90										71 A Missouri 53 74				131 H Southern Mi ss. 51 48							
														148 N UMKC 61 65							
														157 A Texas-San Antonio 54 65							
														157 H Texas-San Antonio 41 45							
														161 A Southwest Tex. St. 63 75							
														161 H Southwest Tex. St. 56 65							
														162 A Stephen F. Austin 51 59							
														162 H Stephen F. Austin 89 80							
														192 A Northwestern St. 77 74							
														192 H Northwestern St. 53 65							
														218 A La. -Monroe 50 82							
														218 H La. -Monroe 69 65							
														221 A Texas-Arlington 66 71							
														221 H Texas-Arlington 59 79							
														269 A Nicholls St. 46 53							
														269 H Nicholls St. 70 45							
														281 A Southeastern La. 55 57							
														281 H Southeastern La. 57 50							
														300 A Sam Houston St. 64 67							
														300 H Sam Houston St. 79 67							
														303 A Texas Southern 55 75							
														320 A Lamar 70 62							
														320 H Lamar 46 38							
														321 A Centenary (La.) 69 76							

**M  
C  
N  
e  
e  
s  
e  
t**

M  
C  
N  
e  
e  
s  
e  
s  
t

### Non-Div I Games:

McNeese St.

Loss, Non-Conf, S Site, H Home A Away N Neutral



[illegible]

Md. -East. Shore

Loss, Non-Conf, S Site, H Home A Away N Neutral



Average RPI Win: 155		WON-LOST RECORD	WINNING PCT. RANK	LAST 10 GAMES	STRENGTH OF SCHEDULE	OPP. STRENGTH OF SCHEDULE	TEAM RPI	ADJ. RPI	CONF. RPI	ADJ CONF. RPI	
Average RPI Loss: 85											
DIV. I ONLY		13- 15	177	4- 6	89	89	129	126	9	9	
DIV. I NON-CONF.		7- 6	138	0- 0	106	109	105	105	8	8	
TOTALS		RPI 1-25	RPI 26-50	W-L RECORDS	RPI 51-100	RPI 150+					
13- 15		0- 2	2- 4	OVERALL	4- 2	6- 2					
10- 6		0- 2	2- 1	HOME	3- 1	5- 1					
2- 9		0- 0	0- 3	AWAY	0- 1	1- 1					
1- 0		0- 0	0- 0	NEUTRAL	1- 0	0- 0					
7- 6		0- 2	1- 1	NON-CONFERENCE	2- 0	4- 1					
5- 3		0- 2	1- 0	HOME	1- 0	3- 1					
1- 3		0- 0	0- 1	AWAY	0- 0	1- 0					
1- 0		0- 0	0- 0	NEUTRAL	1- 0	0- 0					
6- 9		0- 0	1- 3	CONFERENCE	2- 2	2- 1					
5- 3		0- 0	1- 1	HOME	2- 1	2- 0					
1- 6		0- 0	0- 2	AWAY	0- 1	0- 1					
0- 0		0- 0	0- 0	NEUTRAL	0- 0	0- 0					
RPI 1-25		RPI 26-50		RPI 51-100		RPI 101+ Team's RPI: 126					
RPI S	Opponent	Score	RPI S	Opponent	Score	RPI S	Opponent	Score			
11	H Mississippi St.	63 79	27	A New Mexico	42 78	58	H Michigan St.	59 56	102	A St. Louis	56 64
18	H Arkansas	64 78	31	A TCU	53 61	64	A Charlotte	68 73	102	H St. Louis	60 71
			35	H DePaul	64 58	80	H Marquette	71 60	107	A Houston	74 69
			41	H Cincinnati	53 74	80	H Marquette	64 79	109	A Middle Tenn.	83 89
			46	A Tulane	46 70	92	N Jackson St.	57 54	122	A Massachusetts	46 51
			49	H Austin Peay	56 50	94	H Louisville	87 72	131	A Southern Miss.	72 75
									168	A East Caro.	76 87
									179	H UAB	70 54
									216	H Tennessee Tech	64 67
									232	H South Fla.	76 53
									240	H Lipscomb	70 67
									242	A La. -Lafayette	63 50
									295	H Ark. -Pine Bluff	68 41
									307	H Tennessee St.	92 71
LAST 10 Division I GAMES:											
			80	H Marquette	64 79	107	A Houston	74 69			
			94	H Louisville	87 72	179	H UAB	70 54			
			41	H Cincinnati	53 74	232	H South Fla.	76 53			
			102	A St. Louis	56 64	168	A East Caro.	76 87			
			31	A TCU	53 61	64	A Charlotte	68 73			

Non-Div I Games:

Memphis



Average RPI Win: 260		WON-LOST RECORD	WINNING PCT. RANK	LAST 10 GAMES	STRENGTH OF SCHEDULE	OPP. STRENGTH OF SCHEDULE	TEAM RPI	ADJ. RPI	CONF. RPI	ADJ CONF. RPI	
DIV. I ONLY	12- 16	197	6- 4	312	281	267	267	29	29		
DIV. I NON-CONF.	2- 9	283	0- 0	313	239	315	315	29	29		
TOTALS	RPI 1-25	RPI 26-50	W-L RECORDS	RPI 51-100	RPI 150+						
12- 16	0- 0	0- 1	OVERALL	0- 2	11- 12						
8- 3	0- 0	0- 0	HOME	0- 0	8- 3						
4- 9	0- 0	0- 1	AWAY	0- 1	3- 7						
0- 4	0- 0	0- 0	NEUTRAL	0- 1	0- 2						
2- 9	0- 0	0- 1	NON-CONFERENCE	0- 2	2- 6						
1- 2	0- 0	0- 0	HOME	0- 0	1- 2						
1- 4	0- 0	0- 1	AWAY	0- 1	1- 2						
0- 3	0- 0	0- 0	NEUTRAL	0- 1	0- 2						
10- 7	0- 0	0- 0	CONFERENCE	0- 0	9- 6						
7- 1	0- 0	0- 0	HOME	0- 0	7- 1						
3- 5	0- 0	0- 0	AWAY	0- 0	2- 5						
0- 1	0- 0	0- 0	NEUTRAL	0- 0	0- 0						
RPI S	RPI 1-25 Opponent	Score	RPI S	RPI 26-50 Opponent	Score	RPI S	RPI 51-100 Opponent	Score	RPI S	RPI 101+ Opponent	Team's RPI : 267 Score
			32 A	Georgi a Tech	50 96	52 A	Bayl or	55 108	141 A	Georgi a St.	63 59
			58 N	Mi chi gan St.	62 81				141 N	Georgi a St.	50 63
									160 A	UCF	59 78
									160 H	UCF	76 80
									164 H	Cal i forni a	60 69
									197 H	Bel mont	53 51
									198 A	Troy St.	69 76
									198 H	Troy St.	76 68
									201 A	Fl a. Atl anti c	76 77
									201 H	Fl a. Atl anti c	71 68
									238 H	Jacksonville St.	65 43
									240 A	Li pscomb	52 79
									240 H	Li pscomb	58 70
									243 A	Long Beach St.	68 77
									260 N	Southern Ill.	59 62
									286 A	Campbel l	67 61
									299 H	Samford	85 57
									304 A	Gardner-Webb	60 59
									306 A	Stetson	46 49
									306 H	Stetson	84 69
									307 N	Tennessee St.	65 79
									311 A	Jacksonville	59 60
									311 H	Jacksonville	70 54
									317 A	Savannah St.	58 50
									324 H	Morri s Brown	81 33
			LAST 10 Div sion I GAMES:								
			141 N	Georgi a St.	50 63	306 A	Stetson	46 49			
			198 H	Troy St.	76 68	197 H	Bel mont	53 51			
			201 H	Fl a. Atl anti c	71 68	299 H	Samford	85 57			
			160 H	UCF	76 80	286 A	Campbel l	67 61			
			311 A	Jacksonvi lle	59 60	304 A	Gardner-Webb	60 59			

M  
e  
r  
c  
e  
rM  
e  
r  
c  
e  
r

Non-Di v I Games:

Mercer

Loss, 
Non-Conf, S Site, 
H Home
A Away 
N Neutral



Average RPI Win:		146	WON-LOST RECORD		WINNING PCT. RANK	LAST 10 GAMES		STRENGTH OF SCHEDULE		OPP. STRENGTH OF SCHEDULE	TEAM RPI	ADJ. RPI	CONF. RPI	ADJ CONF. RPI
Average RPI Loss:		49												
DIV. I ONLY		18- 13	110		4- 6		85		37		65	65	3	3
DIV. I NON-CONF.		8- 4	68		0- 1		223		156		126	126	4	4
TOTALS		RPI 1-25	RPI 26-50		W-L RECORDS		RPI 51-100				RPI 150+			
18- 13		3- 6	0- 2		OVERALL		2- 2				9- 0			
11- 4		1- 3	0- 0		HOME		1- 0				8- 0			
5- 8		2- 2	0- 2		AWAY		1- 2				0- 0			
2- 1		0- 1	0- 0		NEUTRAL		0- 0				1- 0			
8- 4		0- 0	0- 2		NON-CONFERENCE		0- 1				7- 0			
7- 0		0- 0	0- 0		HOME		0- 0				6- 0			
0- 4		0- 0	0- 2		AWAY		0- 1				0- 0			
1- 0		0- 0	0- 0		NEUTRAL		0- 0				1- 0			
10- 9		3- 6	0- 0		CONFERENCE		2- 1				2- 0			
4- 4		1- 3	0- 0		HOME		1- 0				2- 0			
5- 4		2- 2	0- 0		AWAY		1- 1				0- 0			
1- 1		0- 1	0- 0		NEUTRAL		0- 0				0- 0			
RPI 1-25		RPI 26-50		RPI 51-100		Team's RPI: 65		RPI 101+						
RPI S	Opponent	Score	RPI S	Opponent	Score	RPI S	Opponent	Score	RPI S	Opponent	Score			
2	H Connecticut	60 81	27	A New Mexico	85 91	59	A Florida Int'l	70 81	118	A Syracuse	85 68			
5	H Villanova	55 61	38	A Wis.-Green Bay	72 83	87	A Georgetown	60 57	118	H Syracuse	59 62			
5	N Villanova	59 65				87	H Georgetown	73 71	118	N Syracuse	77 64			
13	A Boston College	77 84				100	A Seton Hall	71 78	120	A Florida	67 76			
13	H Boston College	61 79							123	A West Virginia	84 100			
17	A Rutgers	56 65							127	A Pittsburgh	79 76			
17	A Rutgers	77 74							133	H Maryland	97 66			
22	A Notre Dame	80 70							158	H Texas A&M	84 58			
25	H Virginia Tech	67 66							170	H St. John's (N.Y.)	69 54			
									172	H Providence	77 64			
									180	H Eastern Mich.	85 66			
									186	N Quinnipiac	87 56			
									201	H Fla. Atlantic	86 61			
									232	H South Fla.	60 49			
									262	H William & Mary	85 57			
									324	H Morris Brown	111 44			
LAST 10 Division I GAMES:														
27	A New Mexico	85 91	13	A Boston College	77 84									
5	N Villanova	59 65	100	A Seton Hall	71 78									
17	A Rutgers	77 74	172	H Providence	77 64									
118	N Syracuse	77 64	2	H Connecticut	60 81									
87	H Georgetown	73 71	123	A West Virginia	84 100									

Non-Div I Games:

Miami (Fla.)

Loss, Non-Conf, S Site, H Home A Away N Neutral



Average RPI Win: 202		WON-LOST RECORD	WINNING PCT. RANK	LAST 10 GAMES	STRENGTH OF SCHEDULE	OPP. STRENGTH OF SCHEDULE	TEAM RPI	ADJ. RPI	CONF. RPI	ADJ CONF. RPI
DIV. I ONLY		17- 12	103	7- 3	159	125	118	117	15	15
DIV. I NON-CONF.		5- 6	174	0- 0	160	56	156	154	15	15
<hr/>										
TOTALS		RPI 1-25	RPI 26-50	W-L RECORDS	RPI 51-100	RPI 150+				
17- 12		0- 0	0- 2	OVERALL	1- 6	13- 0				
6- 5		0- 0	0- 0	HOME	0- 3	6- 0				
8- 6		0- 0	0- 2	AWAY	1- 2	5- 0				
3- 1		0- 0	0- 0	NEUTRAL	0- 1	2- 0				
5- 6		0- 0	0- 2	NON-CONFERENCE	1- 2	3- 0				
1- 2		0- 0	0- 0	HOME	0- 2	1- 0				
2- 4		0- 0	0- 2	AWAY	1- 0	1- 0				
2- 0		0- 0	0- 0	NEUTRAL	0- 0	1- 0				
12- 6		0- 0	0- 0	CONFERENCE	0- 4	10- 0				
5- 3		0- 0	0- 0	HOME	0- 1	5- 0				
6- 2		0- 0	0- 0	AWAY	0- 2	4- 0				
1- 1		0- 0	0- 0	NEUTRAL	0- 1	1- 0				
<hr/>										
RPI 1-25		RPI 26-50			RPI 51-100			RPI 101+ Team's RPI: 117		
RPI S	Opponent	Score	RPI S	Opponent	Score	RPI S	Opponent	Score	RPI S	Opponent
			31 <span>A</span> TCU	58 <span>83</span>	58 <span>A</span> Mi chi gan St.	86 <span>84</span>	102 <span>A</span> St. Louis	55 <span>58</span>		
			32 <span>A</span> Georgi a Tech	62 <span>78</span>	63 <span>H</span> Cl emson	50 <span>55</span>	104 <span>A</span> Kentucky	102 <span>108</span>		
					72 <span>A</span> Bal l St.	94 <span>97</span>	114 <span>N</span> Val parai so	77 54		
					72 <span>N</span> Bal l St.	84 <span>93</span>	135 <span>A</span> Buffal o	50 45		
					84 <span>H</span> To le do	72 <span>77</span>	135 <span>H</span> Buffal o	64 <span>69</span>		
					91 <span>H</span> St. Franci s (Pa. )	67 <span>74</span>	138 <span>A</span> Kent St.	78 71		
					95 <span>A</span> Western Mi ch.	60 <span>75</span>	138 <span>H</span> Kent St.	60 <span>61</span>		
							177 <span>A</span> Northern Ill.	70 64		
							180 <span>H</span> Eastern Mi ch.	83 79		
							180 <span>N</span> Eastern Mi ch.	80 66		
							199 <span>N</span> Arkansas St.	72 67		
							222 <span>A</span> Marshal l	72 53		
							222 <span>H</span> Marshal l	89 81		
							231 <span>H</span> Wri ght St.	110 69		
							248 <span>A</span> Bowl ing Green	75 65		
							249 <span>A</span> Ohi o	80 78		
							249 <span>H</span> Ohi o	84 51		
							250 <span>H</span> Central Mi ch.	73 70		
							285 <span>A</span> Butl er	72 61		
							302 <span>H</span> Akron	84 56		
<hr/>										
LAST 10 Divi sion I GAMES:										
			72 <span>N</span> Bal l St.	84 <span>93</span>	138 <span>A</span> Kent St.	78 71				
			180 <span>N</span> Eastern Mi ch.	80 66	250 <span>H</span> Central Mi ch.	73 70				
			222 <span>H</span> Marshal l	89 81	248 <span>A</span> Bowl ing Green	75 65				
			135 <span>H</span> Buffal o	64 <span>69</span>	177 <span>A</span> Northern Ill.	70 64				
			249 <span>H</span> Ohi o	84 51	138 <span>H</span> Kent St.	60 <span>61</span>				

Miami (Ohio)

Miami (Ohio)







Average RPI Win:	126	WON-LOST	WINNING	LAST 10	STRENGTH OF	OPP. STRENGTH	TEAM	ADJ.	CONF.	ADJ CONF.
Average RPI Loss:	56	RECORD	PCT. RANK	GAMES	SCHEDULE	OF SCHEDULE	RPI	RPI	RPI	RPI

DIV. I ONLY	17- 12	103	5- 5	68	31	58	58	4	4
DIV. I NON-CONF.	7- 5	111	0- 1	164	83	112	112	3	3

TOTALS	RPI 1-25	RPI 26-50	W-L RECORDS	RPI 51-100	RPI 150+
17- 12	3- 6	0- 2	OVERALL	4- 1	6- 1
10- 4	3- 1	0- 1	HOME	2- 1	2- 0
6- 6	0- 4	0- 0	AWAY	2- 0	3- 1
1- 2	0- 1	0- 1	NEUTRAL	0- 0	1- 0
7- 5	0- 1	0- 1	NON-CONFERENCE	1- 1	4- 0
4- 2	0- 0	0- 0	HOME	1- 1	1- 0
2- 2	0- 1	0- 0	AWAY	0- 0	2- 0
1- 1	0- 0	0- 1	NEUTRAL	0- 0	1- 0
10- 7	3- 5	0- 1	CONFERENCE	3- 0	2- 1
6- 2	3- 1	0- 1	HOME	1- 0	1- 0
4- 4	0- 3	0- 0	AWAY	2- 0	1- 1
0- 1	0- 1	0- 0	NEUTRAL	0- 0	0- 0

RPI S Opponent	Score	RPI S Opponent	Score	RPI S Opponent	Score	RPI S Opponent	Score
8 A Purdue	60 65	31 N TCU	47 50	53 A Iowa	68 58	117 H Miami (Ohio)	84 86
8 H Purdue	67 62	36 H Illinois	65 75	73 H Fresno St.	82 68	126 A Memphis	56 59
16 A Penn St.	70 75			84 H Toledo	55 58	138 H Kent St.	85 72
16 H Penn St.	60 64			90 A Michigan	82 55	142 H Oklahoma St.	91 39
19 A Georgia	61 64			90 H Michigan	73 56	144 A Indiana	64 53
20 A Ohio St.	65 70					144 H Indiana	70 44
20 H Ohio St.	65 64					171 A Wisconsin	58 43
20 N Ohio St.	55 71					172 A Providence	73 54
24 H Minnesota	74 71					175 A Northwestern	46 52
						175 H Northwestern	75 43
						194 A Oakland	88 77
						245 H Detroit	72 49
						267 N Mercer	81 62
		LAST 10 Division I GAMES:					
		31 N TCU	47 50	8 A Purdue	60 65		
		20 N Ohio St.	55 71	90 A Michigan	82 55		
		175 H Northwestern	75 43	20 H Ohio St.	65 64		
		53 A Iowa	68 58	16 H Penn St.	60 64		
		36 H Illinois	65 75	171 A Wisconsin	58 43		

Non-Div I Games:

Michigan St.

Loss, Non-Conf, S Site, H Home A Away N Neutral



Average RPI Win: 213		WON-LOST RECORD	WINNING PCT. RANK	LAST 10 GAMES	STRENGTH OF SCHEDULE	OPP. STRENGTH OF SCHEDULE	TEAM RPI	ADJ. RPI	CONF. RPI	ADJ CONF. RPI	
DIV. I ONLY	18- 12	98	7- 3	133	132	106	109	13	13		
DIV. I NON-CONF.	7- 6	138	0- 0	116	139	115	118	14	14		
<hr/>											
TOTALS	RPI 1-25	RPI 26-50	W-L RECORDS	RPI 51-100	RPI 150+						
18- 12	0- 3	0- 2	OVERALL	2- 4	15- 3						
10- 3	0- 1	0- 1	HOME	2- 0	7- 1						
6- 8	0- 2	0- 1	AWAY	0- 4	6- 1						
2- 1	0- 0	0- 0	NEUTRAL	0- 0	2- 1						
7- 6	0- 3	0- 2	NON-CONFERENCE	0- 0	6- 1						
4- 2	0- 1	0- 1	HOME	0- 0	3- 0						
3- 3	0- 2	0- 1	AWAY	0- 0	3- 0						
0- 1	0- 0	0- 0	NEUTRAL	0- 0	0- 1						
11- 6	0- 0	0- 0	CONFERENCE	2- 4	9- 2						
6- 1	0- 0	0- 0	HOME	2- 0	4- 1						
3- 5	0- 0	0- 0	AWAY	0- 4	3- 1						
2- 0	0- 0	0- 0	NEUTRAL	0- 0	2- 0						
<hr/>											
RPI 1-25		RPI 26-50		RPI 51-100		RPI 101+		Team's RPI : 109			
RPI S	Opponent	Score	RPI S	Opponent	Score	RPI S	Opponent	Score			
9	A Kansas St.	61 79	41	A Cincinnati	59 79	57	A Western Ky.	73 84	126	H Memphis	89 83
19	H Georgia	43 79	49	H Austin Peay	68 78	57	A Western Ky.	83 86	156	H New Mexico St.	63 73
21	A South Carolina	50 65				57	H Western Ky.	74 62	169	N Wis. -Milwaukee	60 62
						59	A Florida Int'l	63 65	174	A North Texas	70 56
						59	H Florida Int'l	61 57	195	A New Orleans	59 65
						86	A South Ala.	58 72	195	N New Orleans	69 55
									199	A Arkansas St.	71 63
									199	H Arkansas St.	80 63
									199	N Arkansas St.	65 52
									216	A Tennessee Tech	71 59
									226	H Denver	67 65
									240	H Lipscomb	61 56
									242	H La. -Lafayette	61 41
									260	A Southern Ill.	87 63
									261	H East Tenn. St.	95 70
									264	A South Carolina St.	70 57
									307	H Tennessee St.	83 62
									308	A Ark. -Little Rock	69 52
									308	H Ark. -Little Rock	68 29
<hr/>											
			LAST 10 Division I GAMES:								
			57	A Western Ky.	83 86	308	A Ark. -Little Rock	69 52			
			199	N Arkansas St.	65 52	199	A Arkansas St.	71 63			
			195	N New Orleans	69 55	226	H Denver	67 65			
			57	A Western Ky.	73 84	174	A North Texas	70 56			
			59	H Florida Int'l	61 57	59	A Florida Int'l	63 65			

Middle Tenn.

Non-Div I Games:

Middle Tenn.

Loss, 
Non-Conf, S Site, 
H Home
A Away 
N Neutral



MINNESOTA						THROUGH GAMES OF 2009 FINALE					
Average RPI	Win:	Loss:	WON-LOST RECORD	WINNING PCT. RANK	LAST 10 GAMES	STRENGTH OF SCHEDULE	OPP. STRENGTH OF SCHEDULE	TEAM RPI	ADJ. RPI	CONF. RPI	ADJ CONF. RPI
DIV. I ONLY	124	32	25- 6	19	8- 2	70	42	23	24	4	4
DIV. I NON-CONF.			13- 1	5	2- 1	111	113	24	28	3	3
TOTALS	RPI 1-25		RPI 26-50		W-L RECORDS	RPI 51-100		RPI 150+			
25- 6	4- 3		3- 1		OVERALL	5- 2		10- 0			
11- 0	3- 0		1- 0		HOME	2- 0		4- 0			
12- 4	1- 2		1- 1		AWAY	3- 1		5- 0			
2- 2	0- 1		1- 0		NEUTRAL	0- 1		1- 0			
13- 1	1- 1		2- 0		NON-CONFERENCE	1- 0		7- 0			
3- 0	0- 0		0- 0		HOME	0- 0		2- 0			
8- 0	1- 0		1- 0		AWAY	1- 0		4- 0			
2- 1	0- 1		1- 0		NEUTRAL	0- 0		1- 0			
12- 5	3- 2		1- 1		CONFERENCE	4- 2		3- 0			
8- 0	3- 0		1- 0		HOME	2- 0		2- 0			
4- 4	0- 2		0- 1		AWAY	2- 1		1- 0			
0- 1	0- 0		0- 0		NEUTRAL	0- 1		0- 0			
RPI S Opponent Score	RPI 1-25 Team's RPI: 24		RPI S Opponent Score	RPI 26-50		RPI S Opponent Score	RPI 51-100		RPI S Opponent Score	RPI 101+	
6 N Texas 60 73			36 A Illinois 80 94			53 A Iowa 77 60			103 A Dayton 83 64		
8 H Purdue 90 75			36 H Illinois 77 62			53 H Iowa 94 65			144 A Indiana 59 56		
15 A Stanford 68 56			45 A Harvard 92 68			53 N Iowa 77 80			148 H UMKC 88 53		
16 A Penn St. 53 83			46 N Tulane 68 48			58 A Michigan St. 71 74			171 H Wisconsin 76 53		
16 H Penn St. 73 57						89 A Northern Iowa 69 62			172 A Providence 67 55		
20 A Ohio St. 58 66						90 A Michigan 76 63			175 A Northwestern 64 61		
20 H Ohio St. 73 50						90 H Michigan 98 70			175 H Northwestern 67 56		
									195 N New Orleans 85 75		
									211 A Loyola (Ill.) 84 67		
									231 A Wright St. 88 54		
									246 A Air Force 88 75		
									266 H Radford 93 53		
									294 H IPFW 116 73		
LAST 10 Division I GAMES:											
6 N Texas 60 73			171 H Wisconsin 76 53								
15 A Stanford 68 56			16 H Penn St. 73 57								
46 N Tulane 68 48			53 A Iowa 77 60								
53 N Iowa 77 80			20 H Ohio St. 73 50								
90 A Michigan 76 63			175 A Northwestern 64 61								

Minnesota

M  
i  
n  
n  
e  
s  
o  
t  
a

### Non-Div I Games:

Minnesota

Loss, Non-Conf, S Site, H Home A Away N Neutral



Average RPI Win: 186										WON-LOST RECORD		WINNING PCT. RANK		LAST 10 GAMES		STRENGTH OF SCHEDULE		OPP. STRENGTH OF SCHEDULE		TEAM RPI		ADJ. RPI		CONF. RPI		ADJ CONF. RPI			
Average RPI Loss: 44																													
DIV. I ONLY										12- 16		197		1- 9		42		52		104		105		1		1			
DIV. I NON-CONF.										11- 2		17		1- 0		183		278		60		62		1		1			
TOTALS										RPI 1-25		RPI 26-50		W-L RECORDS		RPI 51-100		RPI 150+											
12- 16										0- 10		0- 1		OVERALL		2- 2		7- 1											
7- 6										0- 4		0- 1		HOME		2- 1		3- 0											
2- 8										0- 5		0- 0		AWAY		0- 1		2- 0											
3- 2										0- 1		0- 0		NEUTRAL		0- 0		2- 1											
11- 2										0- 0		0- 0		NON-CONFERENCE		2- 1		7- 1											
6- 0										0- 0		0- 0		HOME		2- 0		3- 0											
2- 1										0- 0		0- 0		AWAY		0- 1		2- 0											
3- 1										0- 0		0- 0		NEUTRAL		0- 0		2- 1											
1- 14										0- 10		0- 1		CONFERENCE		0- 1		0- 0											
1- 6										0- 4		0- 1		HOME		0- 1		0- 0											
0- 7										0- 5		0- 0		AWAY		0- 0		0- 0											
0- 1										0- 1		0- 0		NEUTRAL		0- 0		0- 0											
RPI 1-25										RPI 26-50		RPI 51-100		RPI 101+		Team's RPI: 105													
RPI S Opponent Score										RPI S Opponent Score		RPI S Opponent Score		RPI S Opponent Score		RPI S Opponent Score													
1 A Tennessee 43 86										30 H Auburn 48 61		57 H Western Ky. 79 45		104 A Kentucky 66 83															
4 A LSU 54 71												59 A Florida Int'l 68 76		120 A Florida 64 78															
4 H LSU 67 83												68 H Temple 54 53		120 H Florida 74 72															
11 A Mississippi St. 62 70												74 H Alabama 70 81		141 N Georgia St. 66 52															
11 H Mississippi St. 60 69														150 H Southern U. 66 53															
12 H Vanderbilt 60 67														185 A Illinois-Chicago 65 64															
18 A Arkansas 60 62														194 N Oakland 52 54															
19 A Georgia 54 96														205 H Birmingham-So. 83 44															
21 H South Carolina 68 91														216 H Tennessee Tech 69 61															
21 N South Carolina 64 79														222 N Marshall 61 55															
														240 H Lipscomb 61 52															
														308 A Ark.-Little Rock 67 59															
														322 N Morgan St. 91 47															
LAST 10 Division I GAMES:																													
21 N South Carolina 64 79										12 H Vanderbilt 60 67																			
21 H South Carolina 68 91										18 A Arkansas 60 62																			
120 A Florida 64 78										1 A Tennessee 43 86																			
11 A Mississippi St. 62 70										30 H Auburn 48 61																			
4 H LSU 67 83										216 H Tennessee Tech 69 61																			

Mi ssi ssi ppi

Loss, Non-Conf, S Site, H Home A Away N Neutral



Average RPI Win: 99		WON-LOST RECORD		WINNING PCT. RANK		LAST 10 GAMES		STRENGTH OF SCHEDULE		OPP. STRENGTH OF SCHEDULE		TEAM RPI		ADJ. RPI		CONF. RPI		ADJ. CONF. RPI	
Average RPI Loss: 15																			
DIV. I ONLY		24- 8		26		8- 2		12		15		11		11		1		1	
DIV. I NON-CONF.		13- 3		24		2- 1		56		90		25		27		1		1	
TOTALS		RPI 1-25		RPI 26-50		W-L RECORDS		RPI 51-100		RPI 150+									
24- 8		4- 6		5- 2		OVERALL		3- 0		5- 0									
12- 1		2- 1		3- 0		HOME		2- 0		2- 0									
7- 5		1- 4		1- 1		AWAY		0- 0		1- 0									
5- 2		1- 1		1- 1		NEUTRAL		1- 0		2- 0									
13- 3		0- 1		3- 2		NON-CONFERENCE		2- 0		5- 0									
6- 0		0- 0		2- 0		HOME		1- 0		2- 0									
3- 2		0- 1		0- 1		AWAY		0- 0		1- 0									
4- 1		0- 0		1- 1		NEUTRAL		1- 0		2- 0									
11- 5		4- 5		2- 0		CONFERENCE		1- 0		0- 0									
6- 1		2- 1		1- 0		HOME		1- 0		0- 0									
4- 3		1- 3		1- 0		AWAY		0- 0		0- 0									
1- 1		1- 1		0- 0		NEUTRAL		0- 0		0- 0									
RPI 1-25		Team's RPI: 11		RPI 26-50		RPI 51-100		RPI 101+											
RPI	S	Opponent	Score	RPI	S	Opponent	Score	RPI	S	Opponent	Score	RPI	S	Opponent	Score				
1	A	Tennessee	68 82	27	A	New Mexico	61 73	74	H	Alabama	72 56	104	H	Kentucky	96 46				
1	N	Tennessee	75 76	28	N	Utah	65 69	77	N	Manhattan	73 47	105	A	Mississippi	69 60				
4	H	LSU	72 77	30	A	Auburn	65 56	86	H	South Ala.	87 61	105	H	Mississippi	70 62				
12	H	Vanderbilt	78 75	30	H	Auburn	69 60					107	A	Houston	76 57				
16	A	Penn St.	66 82	36	N	Illinois	72 67					120	A	Florida	83 54				
18	A	Arkansas	72 59	40	H	Xavier	78 64					126	A	Memphis	79 63				
19	A	Georgia	71 76	41	H	Cincinnati	76 70					132	H	Tulsa	92 66				
19	H	Georgia	76 71									160	A	UCF	81 30				
21	A	South Carolina	79 83									179	H	UAB	72 50				
21	N	South Carolina	79 75									195	H	New Orleans	81 69				
												247	N	Bethune-Cookman	66 61				
												305	N	Tex. -Pan American	70 38				
LAST 10 Division I GAMES:																			
27	A	New Mexico	61 73	19	H	Georgia	76 71												
77	N	Manhattan	73 47	105	H	Mississippi	70 62												
1	N	Tennessee	75 76	18	A	Arkansas	72 59												
21	N	South Carolina	79 75	104	H	Kentucky	96 46												
30	A	Auburn	65 56	195	H	New Orleans	81 69												

Mississippi St.

Mississippi St.

Non-Div I Games:

Mississippi St.

Loss, 
Non-Conf, S Site, 
H Home
A Away 
N Neutral



Average RPI Win: 302										WON-LOST RECORD		WINNING PCT. RANK		LAST 10 GAMES		STRENGTH OF SCHEDULE		OPP. STRENGTH OF SCHEDULE		TEAM RPI		ADJ. RPI		CONF. RPI		ADJ. CONF. RPI	
DIV. I ONLY										8- 17		260		3- 7		309		280		291		290		24		24	
DIV. I NON-CONF.										4- 2		68		1- 0		324		323		288		287		28		27	
TOTALS										RPI 1-25		RPI 26-50		W-L RECORDS		RPI 51-100		RPI 150+									
8- 17										0- 0		0- 0		OVERALL		0- 5		8- 5									
4- 7										0- 0		0- 0		HOME		0- 2		4- 2									
4- 9										0- 0		0- 0		AWAY		0- 3		4- 2									
0- 1										0- 0		0- 0		NEUTRAL		0- 0		0- 1									
4- 2										0- 0		0- 0		NON-CONFERENCE		0- 0		4- 1									
2- 0										0- 0		0- 0		HOME		0- 0		2- 0									
2- 1										0- 0		0- 0		AWAY		0- 0		2- 0									
0- 1										0- 0		0- 0		NEUTRAL		0- 0		0- 1									
4- 15										0- 0		0- 0		CONFERENCE		0- 5		4- 4									
2- 7										0- 0		0- 0		HOME		0- 2		2- 2									
2- 8										0- 0		0- 0		AWAY		0- 3		2- 2									
0- 0										0- 0		0- 0		NEUTRAL		0- 0		0- 0									
RPI 1-25										RPI 26-50		RPI 51-100		RPI 101+		Team's RPI: 290											
RPI S Opponent Score										RPI S Opponent Score		RPI S Opponent Score		RPI S Opponent Score													
85 A Alabama St.										52 89		55 73		128 A Grambling		42 72											
85 A Alabama St.										52 89		52 89		128 H Grambling		45 58											
85 H Alabama St.										54 76		54 76		131 A Southern Mi ss.		35 58											
92 A Jackson St.										46 56		46 56		147 A Al corn St.		52 71											
92 H Jackson St.										58 69		58 69		147 H Al corn St.		70 78											
														150 A Southern U.		55 72											
														150 H Southern U.		44 72											
														212 N Tenn. -Martin		60 70											
														259 A Prai rie View		49 46											
														259 H Prai rie View		43 61											
														275 A Al abama A&M		57 66											
														275 H Al abama A&M		63 61											
														295 A Ark. -Pine Bl uff		69 76											
														295 H Ark. -Pine Bl uff		63 78											
														303 A Texas Southern		67 57											
														303 H Texas Southern		72 52											
														308 H Ark. -Little Rock		66 63											
														321 A Centenary (La.)		64 52											
														321 H Centenary (La.)		63 62											
														324 A Morris Brown		89 67											
LAST 10 Division I GAMES:																											
85 A Alabama St.										52 89		259 A Prai rie View		49 46													
295 H Ark. -Pine Bl uff										63 78		321 H Centenary (La.)		63 62													
128 H Grambl ing										45 58		150 H Southern U.		44 72													
92 H Jackson St.										58 69		147 H Al corn St.		70 78													
303 A Texas Southern										67 57		85 A Al abama St.		55 73													

Mississippi.

Mississippi.

Non-Div | Games: Delta St.

49 64

Del ta St.

58 65

Tuskegee

78 68

Mi ssi ssi ppi Val .

Loss, Non-Conf, S Site, H Home A Away N Neutral



Average RPI Win: 136		WON-LOST RECORD	WINNING PCT. RANK	LAST 10 GAMES	STRENGTH OF SCHEDULE	OPP. STRENGTH OF SCHEDULE	TEAM RPI	ADJ. RPI	CONF. RPI	ADJ CONF. RPI
DIV. I ONLY		17- 14	130	5- 5	67	50	70	71	5	5
DIV. I NON-CONF.		8- 6	117	2- 1	90	110	89	89	5	5
TOTALS		RPI 1-25	RPI 26-50	W-L RECORDS	RPI 51-100	RPI 150+				
17- 14		0- 4	1- 5	OVERALL	4- 2	6- 1				
12- 3		0- 2	1- 1	HOME	2- 0	5- 0				
5- 7		0- 2	0- 3	AWAY	2- 2	1- 0				
0- 4		0- 0	0- 1	NEUTRAL	0- 0	0- 1				
8- 6		0- 0	0- 3	NON-CONFERENCE	4- 1	3- 1				
6- 1		0- 0	0- 1	HOME	2- 0	3- 0				
2- 2		0- 0	0- 1	AWAY	2- 1	0- 0				
0- 3		0- 0	0- 1	NEUTRAL	0- 0	0- 1				
9- 8		0- 4	1- 2	CONFERENCE	0- 1	3- 0				
6- 2		0- 2	1- 0	HOME	0- 0	2- 0				
3- 5		0- 2	0- 2	AWAY	0- 1	1- 0				
0- 1		0- 0	0- 0	NEUTRAL	0- 0	0- 0				

RPI 1-25		RPI 26-50		RPI 51-100		Team's RPI: 71		RPI 101+			
RPI	S Opponent	Score	RPI	S Opponent	Score	RPI	S Opponent	Score	RPI	S Opponent	Score
6	H Texas	59 70	26	A Col orado	48 69	52	A Bayl or	65 71	102	H St. Louis	72 62
7	A Texas Tech	50 84	26	H Col orado	71 52	53	A Iowa	65 87	108	A Iowa St.	86 55
9	A Kansas St.	52 68	34	A Okl ahoma	69 74	69	H Western Ill.	72 69	108	H Iowa St.	70 57
9	H Kansas St.	56 66	36	N Illinois	67 70	72	H Ball St.	88 77	130	N Southern Methodi st	70 72
			47	A Col orado St.	61 62	78	A Southwest Mo. St.	68 52	142	H Oklahoma St.	87 65
			49	H Austin Peay	53 66	89	A Northern Iowa	89 77	142	N Oklahoma St.	54 56
									146	A Kansas	61 55
									146	H Kansas	73 52
									151	H Bradley	77 76
									158	H Texas A&M	64 51
									182	A Nebraska	74 53
									182	H Nebraska	65 53
									242	N La. -Lafayette	59 67
									273	H IUPUI	73 45
									277	H McNeese St.	74 53

LAST 10 Division I GAMES:			
47	A Col orado St.	61	62
72	H Ball St.	88	77
69	H Western Ill.	72	69
142	N Oklahoma St.	54	56
158	H Texas A&M	64	51
146	H Kansas	73	52
34	A Oklahoma	69	74
26	A Col orado	48	69
9	H Kansas St.	56	66
146	A Kansas	61	55

Non-Div I Games:

Missouri



Average RPI Win: 274		WON-LOST RECORD		WINNING PCT. RANK		LAST 10 GAMES		STRENGTH OF SCHEDULE		OPP. STRENGTH OF SCHEDULE		TEAM RPI		ADJ. RPI		CONF. RPI		ADJ CONF. RPI		
DIV. I ONLY		18- 11		87		6- 4		316		320		211		217		31		31		
DIV. I NON-CONF.		5- 4		121		0- 0		315		296		249		251		31		31		
TOTALS		RPI 1-25		RPI 26-50		W-L RECORDS		RPI 51-100		RPI 150+										
18- 11		0- 0		0- 0		OVERALL		0- 3		18- 8										
6- 7		0- 0		0- 0		HOME		0- 1		6- 6										
10- 2		0- 0		0- 0		AWAY		0- 2		10- 0										
2- 2		0- 0		0- 0		NEUTRAL		0- 0		2- 2										
5- 4		0- 0		0- 0		NON-CONFERENCE		0- 1		5- 3										
2- 2		0- 0		0- 0		HOME		0- 0		2- 2										
2- 1		0- 0		0- 0		AWAY		0- 1		2- 0										
1- 1		0- 0		0- 0		NEUTRAL		0- 0		1- 1										
13- 7		0- 0		0- 0		CONFERENCE		0- 2		13- 5										
4- 5		0- 0		0- 0		HOME		0- 1		4- 4										
8- 1		0- 0		0- 0		AWAY		0- 1		8- 0										
1- 1		0- 0		0- 0		NEUTRAL		0- 0		1- 1										
RPI 1-25		RPI 26-50		RPI 51-100		RPI 101+		Team's RPI : 217												
RPI S	Opponent	Score	RPI S	Opponent	Score	RPI S	Opponent	Score	RPI S	Opponent	Score	RPI S	Opponent	Score	RPI S	Opponent	Score	RPI S	Opponent	Score
						91	A St. Francis (Pa.)	62 70	160	N UCF	55 63									
						91	H St. Francis (Pa.)	69 80	186	A Sacred Heart	60 59									
						100	A Seton Hall	47 77	186	H Quinnipiac	51 64									
									186	H Sacred Heart	53 59									
									210	A Wagner	54 53									
									210	H Wagner	60 63									
									210	N Wagner	51 48									
									213	H Drexel	62 67									
									229	H Columbia	57 54									
									234	A Long Island	63 46									
									234	H Long Island	65 50									
									256	A UMBC	58 56									
									256	N UMBC	40 48									
									271	H Rider	74 77									
									282	H Md. -East. Shore	59 47									
									283	A Mt. St. Mary's	82 71									
									287	H Central Conn. St.	52 54									
									288	A Norfolk St.	65 46									
									300	N Sam Houston St.	77 70									
									310	A Fairleigh Dickinson	70 56									
									310	H Fairleigh Dickinson	63 52									
									314	A Iona	77 56									
									318	A Robert Morris	90 58									
									318	H Robert Morris	50 34									
									323	A St. Francis (N.Y.)	68 52									
									323	H St. Francis (N.Y.)	78 45									

### Non-Div I Games:

Monmouth

Loss, Non-Conf, S Site, H Home A Away N Neutral



Average RPI Win:	199	WON-LOST	WINNING	LAST 10	STRENGTH OF	OPP. STRENGTH	TEAM	ADJ.	CONF.	ADJ CONF.
Average RPI Loss:	106	RECORD	PCT. RANK	GAMES	SCHEDULE	OF SCHEDULE	RPI	RPI	RPI	RPI

DIV. I ONLY	19- 10	68	6- 4	158	168	99	98	19	19
DIV. I NON-CONF.	8- 5	99	0- 1	134	122	98	98	20	20

TOTALS	RPI 1-25	RPI 26-50	W-L RECORDS	RPI 51-100	RPI 150+
19- 10	0- 0	1- 1	OVERALL	2- 6	14- 2
11- 2	0- 0	1- 0	HOME	1- 1	8- 0
6- 7	0- 0	0- 1	AWAY	1- 4	5- 2
2- 1	0- 0	0- 0	NEUTRAL	0- 1	1- 0
8- 5	0- 0	1- 1	NON-CONFERENCE	1- 2	4- 1
5- 1	0- 0	1- 0	HOME	0- 0	3- 0
2- 4	0- 0	0- 1	AWAY	1- 2	1- 1
1- 0	0- 0	0- 0	NEUTRAL	0- 0	0- 0
11- 5	0- 0	0- 0	CONFERENCE	1- 4	10- 1
6- 1	0- 0	0- 0	HOME	1- 1	5- 0
4- 3	0- 0	0- 0	AWAY	0- 2	4- 1
1- 1	0- 0	0- 0	NEUTRAL	0- 1	1- 0

RPI S	RPI 1-25	Score	RPI S	RPI 26-50	Score	RPI S	RPI 51-100	Team's RPI : 98	Score	RPI S	RPI 101+	Score
	Opponent			Opponent			Opponent				Opponent	
			28 A	Utah	38 77	62 A	Weber St.	65 74		106 H	Oregon	60 65
			28 H	Utah	53 49	62 H	Weber St.	53 58		115 N	Drake	63 56
						70 A	Maine	66 56		149 H	Gonzaga	73 68
						81 A	Wyoming	74 76		165 A	San Francisco	68 66
						82 A	Montana St.	61 66		188 H	Portland	74 65
						82 H	Montana St.	62 53		193 A	Eastern Wash.	65 57
						82 N	Montana St.	64 70		193 H	Eastern Wash.	72 57
						95 A	Western Mich.	64 76		206 A	Northern Ariz.	69 47
										206 H	Northern Ariz.	79 64
										206 N	Northern Ariz.	65 58
										220 A	St. Mary's (Cal.)	62 68
										237 A	Portland St.	58 67
										237 H	Portland St.	63 44
										253 H	Washington St.	57 53
										272 A	Idaho St.	66 55
										272 H	Idaho St.	79 47
										305 H	Tex. -Pan American	60 50
										319 A	Sacramento St.	82 45
										319 H	Sacramento St.	75 45
LAST 10 Division I GAMES:												
			81 A	Wyoming	74 76	206 H	Northern Ariz.	79 64				
			82 N	Montana St.	64 70	319 H	Sacramento St.	75 45				
			206 N	Northern Ariz.	65 58	82 H	Montana St.	62 53				
			237 A	Portland St.	58 67	272 A	Idaho St.	66 55				
			193 A	Eastern Wash.	65 57	62 A	Weber St.	65 74				

Non-Div I Games: Mont. St. -Billin68 52

Montana

Loss, Non-Conf, S Site, H Home A Away N Neutral



Average RPI Win:	194	WON-LOST	WINNING	LAST 10	STRENGTH OF	OPP. STRENGTH	TEAM	ADJ.	CONF.	ADJ CONF.
Average RPI Loss:	86	RECORD	PCT. RANK	GAMES	SCHEDULE	OF SCHEDULE	RPI	RPI	RPI	RPI

DIV. I ONLY	19- 9	53	5- 5	148	141	79	82	19	19
DIV. I NON-CONF.	7- 5	111	0- 1	143	65	101	102	20	20

TOTALS	RPI 1-25	RPI 26-50	W-L RECORDS	RPI 51-100	RPI 150+
19- 9	0- 1	0- 2	OVERALL	4- 5	14- 1
11- 1	0- 0	0- 0	HOME	3- 0	8- 1
6- 8	0- 1	0- 2	AWAY	0- 5	6- 0
2- 0	0- 0	0- 0	NEUTRAL	1- 0	0- 0
7- 5	0- 1	0- 2	NON-CONFERENCE	1- 2	5- 0
5- 0	0- 0	0- 0	HOME	1- 0	4- 0
1- 5	0- 1	0- 2	AWAY	0- 2	1- 0
1- 0	0- 0	0- 0	NEUTRAL	0- 0	0- 0
12- 4	0- 0	0- 0	CONFERENCE	3- 3	9- 1
6- 1	0- 0	0- 0	HOME	2- 0	4- 1
5- 3	0- 0	0- 0	AWAY	0- 3	5- 0
1- 0	0- 0	0- 0	NEUTRAL	1- 0	0- 0

RPI S Opponent Score	RPI S Opponent Score	RPI S Opponent Score	RPI S Opponent Score
18 A Arkansas 37 85	35 A DePaul 55 85	51 A Brigham Young 70 87	140 N Boston U. 74 65
	47 A Colorado St. 74 87	52 H Baylor 75 66	177 H Northern Ill. 71 61
		62 A Weber St. 49 66	188 H Portland 86 74
		62 A Weber St. 52 63	193 A Eastern Wash. 101 62
		62 H Weber St. 48 44	193 H Eastern Wash. 78 71
		81 A Wyoming 65 74	196 H Tex. A&M-Corp. 83 59
		98 A Montana 53 62	Chris
		98 H Montana 66 61	206 A Northern Ariz. 78 75
		98 N Montana 70 64	206 H Northern Ariz. 86 78
			237 A Portland St. 76 64
			237 H Portland St. 83 66
			253 H Washington St. 81 55
			272 A Idaho St. 95 74
			272 H Idaho St. 77 54
			280 A Southern Utah 80 70
			319 A Sacramento St. 91 53
			319 H Sacramento St. 60 62
LAST 10 Division I GAMES:			
47 A Colorado St. 74 87	319 H Sacramento St. 60 62		
62 A Weber St. 52 63	206 H Northern Ariz. 86 78		
98 N Montana 70 64	98 A Montana 53 62		
193 A Eastern Wash. 101 62	62 A Weber St. 49 66		
237 A Portland St. 76 64	272 A Idaho St. 95 74		

Non-Div I Games: Montana Tech 78 42 Rocky Mountain 74 44 Montana St.



Average RPI Win: 252		WON-LOST	WINNING	LAST 10	STRENGTH OF	OPP. STRENGTH	TEAM	ADJ.	CONF.	ADJ CONF.
Average RPI Loss: 173		RECORD	PCT. RANK	GAMES	SCHEDULE	OF SCHEDULE	RPI	RPI	RPI	RPI
DIV. I ONLY	15- 11	112	5- 5	301	239	205	209	21	22	
DIV. I NON-CONF.	6- 3	68	0- 0	314	290	213	218	25	25	
TOTALS	RPI 1-25	RPI 26-50	W-L RECORDS	RPI 51-100	RPI 150+					
15- 11	0- 0	0- 2	OVERALL	0- 0	14- 6					
7- 3	0- 0	0- 1	HOME	0- 0	6- 1					
4- 6	0- 0	0- 1	AWAY	0- 0	4- 3					
4- 2	0- 0	0- 0	NEUTRAL	0- 0	4- 2					
6- 3	0- 0	0- 0	NON-CONFERENCE	0- 0	6- 3					
1- 1	0- 0	0- 0	HOME	0- 0	1- 1					
1- 0	0- 0	0- 0	AWAY	0- 0	1- 0					
4- 2	0- 0	0- 0	NEUTRAL	0- 0	4- 2					
9- 8	0- 0	0- 2	CONFERENCE	0- 0	8- 3					
6- 2	0- 0	0- 1	HOME	0- 0	5- 0					
3- 6	0- 0	0- 1	AWAY	0- 0	3- 3					
0- 0	0- 0	0- 0	NEUTRAL	0- 0	0- 0					
RPI S	RPI 1-25 Opponent Score	RPI S	RPI 26-50 Opponent Score	RPI S	RPI 51-100 Opponent Score	RPI S	RPI 101+ Opponent Score	Team's RPI: 209		
		49 A Austin Peay	77 83			136 A Southeast Mo. St.	64 78			
		49 H Austin Peay	76 83			136 H Southeast Mo. St.	63 83			
						145 A Eastern Ky.	73 85			
						145 H Eastern Ky.	86 80			
						175 N Northwestern	66 76			
						212 A Tenn. -Martin	77 83			
						212 A Tenn. -Martin	75 80			
						212 H Tenn. -Martin	79 65			
						216 A Tennessee Tech	72 64			
						216 H Tennessee Tech	70 65			
						222 H Marshall	61 72			
						238 N Jacksonville St.	95 87			
						243 N Long Beach St.	75 47			
						249 A Ohio	96 86			
						252 H Binghamton	65 59			
						268 N Princeton	94 86			
						270 A Murray St.	58 81			
						270 H Murray St.	81 73			
						278 N Hofstra	77 57			
						292 A Eastern Ill.	75 52			
						292 H Eastern Ill.	75 70			
						299 N Samford	58 71			
						307 A Tennessee St.	76 59			
						307 H Tennessee St.	79 72			
		LAST 10 Division I GAMES:								
		212 A Tenn. -Martin	75 80	216 H Tennessee Tech	70 65					
		49 A Austin Peay	77 83	136 A Southeast Mo. St.	64 78					
		212 H Tenn. -Martin	79 65	292 A Eastern Ill.	75 52					
		270 H Murray St.	81 73	49 H Austin Peay	76 83					
		145 H Eastern Ky.	86 80	270 A Murray St.	58 81					

Non-Div I Games: Greenville St. 69 87 West Va. Wesleya96 94 Morehead St.

Morehead St.

Morehead St.



Average RPI Win: 313				WON-LOST RECORD		WINNING PCT. RANK		LAST 10 GAMES		STRENGTH OF SCHEDULE		OPP. STRENGTH OF SCHEDULE		TEAM RPI		ADJ. RPI		CONF. RPI		ADJ CONF. RPI	
DIV. I ONLY				1- 27		322		0- 10		284		318		320		322		30		30	
DIV. I NON-CONF.				1- 8		298		0- 0		238		281		309		309		30		30	
TOTALS				RPI 1-25		RPI 26-50		W-L RECORDS		RPI 51-100				RPI 150+							
1- 27				0- 0		0- 0		OVERALL		0- 3				1- 21							
0- 11				0- 0		0- 0		HOME		0- 1				0- 10							
1- 14				0- 0		0- 0		AWAY		0- 2				1- 10							
0- 2				0- 0		0- 0		NEUTRAL		0- 0				0- 1							
1- 8				0- 0		0- 0		NON-CONFERENCE		0- 1				1- 4							
0- 2				0- 0		0- 0		HOME		0- 0				0- 2							
1- 5				0- 0		0- 0		AWAY		0- 1				1- 2							
0- 1				0- 0		0- 0		NEUTRAL		0- 0				0- 0							
0- 19				0- 0		0- 0		CONFERENCE		0- 2				0- 17							
0- 9				0- 0		0- 0		HOME		0- 1				0- 8							
0- 9				0- 0		0- 0		AWAY		0- 1				0- 8							
0- 1				0- 0		0- 0		NEUTRAL		0- 0				0- 1							
RPI 1-25				Score		RPI 26-50		Score		RPI 51-100		Score		RPI 101+		Team's RPI : 322		Score			
RPI S Opponent						RPI S Opponent				RPI S Opponent				RPI S Opponent							
										55 A Liberty		35 90		105 N M issi ssi ppi		47 91					
										83 A Hampton		45 80		134 A James Madi son		45 96					
										83 H Hampton		62 96		143 A Fordham		35 89					
														183 A Del aware St.		46 82					
														183 H Del aware St.		41 71					
														185 A Ill . -Chi cago		45 72					
														208 A Howard		37 98					
														223 A Fl ori da A&M		41 83					
														223 H Fl ori da A&M		45 65					
														247 A Bethune-Cookman		49 67					
														247 H Bethune-Cookman		50 65					
														256 A UMBC		34 57					
														263 H Stony Brook		47 61					
														264 A South Carol ina St.		63 86					
														264 H South Carol ina St.		35 64					
														271 H Ri der		59 88					
														279 A Coppin St.		45 77					
														279 H Coppin St.		49 63					
														282 H Md. -East. Shore		64 88					
														282 N Md. -East. Shore		48 80					
														288 A Norfol k St.		65 82					
														288 H Norfol k St.		56 67					
														312 A N. C. A&T		37 77					
														312 H N. C. A&T		63 66					
														313 A Towson		43 40					

M  
o  
r  
g  
a  
n  
s  
t  
.M  
o  
r  
g  
a  
n  
s  
t  
.

### Non-Div l Games:

Morgan St.

■ Loss, ■ Non-Conf, S Site, H Home A Away N Neutral



Average RPI Win: 0			WON-LOST RECORD		WINNING PCT. RANK		LAST 10 GAMES		STRENGTH OF SCHEDULE		OPP. STRENGTH OF SCHEDULE		TEAM RPI		ADJ. RPI		CONF. RPI		ADJ CONF. RPI	
DIV. I ONLY			0- 25		324		0- 8		323		321		324		324		32		32	
DIV. I NON-CONF.			0- 20		315		0- 5		266		319		319		320		32		32	
TOTALS			RPI 1-25		RPI 26-50		W-L RECORDS		RPI 51-100				RPI 150+							
0- 25			0- 0		0- 1		OVERALL		0- 1				0- 21							
0- 9			0- 0		0- 1		HOME		0- 0				0- 8							
0- 14			0- 0		0- 0		AWAY		0- 1				0- 11							
0- 2			0- 0		0- 0		NEUTRAL		0- 0				0- 2							
0- 20			0- 0		0- 1		NON-CONFERENCE		0- 1				0- 16							
0- 8			0- 0		0- 1		HOME		0- 0				0- 7							
0- 11			0- 0		0- 0		AWAY		0- 1				0- 8							
0- 1			0- 0		0- 0		NEUTRAL		0- 0				0- 1							
0- 5			0- 0		0- 0		CONFERENCE		0- 0				0- 5							
0- 1			0- 0		0- 0		HOME		0- 0				0- 1							
0- 3			0- 0		0- 0		AWAY		0- 0				0- 3							
0- 1			0- 0		0- 0		NEUTRAL		0- 0				0- 1							
RPI S			RPI 1-25		RPI S		RPI 26-50		RPI S		RPI 51-100		RPI S		RPI 101+		Team's RPI: 324			
Opponent			Score		Opponent		Score		Opponent		Score		Opponent		Score					
49 H Austin Peay			45 92		65 A Mi ami (Fl a.)		44 111		104 A Kentucky		32 100		141 A Georgi a St.		30 89					
									166 A El on		45 85		166 H El on		22 73					
									199 H Arkansas St.		48 111		223 A Fl ori da A&M		40 85					
									223 H Fl ori da A&M		52 80		238 A Jacksonvill e St.		54 100					
									240 A Li pscomb		60 84		247 A Bethune-Cookman		31 90					
									267 A Mercer		33 81		275 A Al abama A&M		30 71					
									275 H Al abama A&M		34 68		290 H Mi ssi ssi ppi Val .		67 89					
									293 H Wi nthrop		60 72		299 N Samford		50 70					
									308 A Ark. -Li ttle Rock		31 96		311 A Jacksonvill e		54 80					
									312 H N. C. A&T		56 94		317 A Savannah St.		39 55					
									317 H Savannah St.		53 72		317 N Savannah St.		66 74					
									321 A Centenary (La.)		57 73									
											</									



Average RPI Win: 266		WON-LOST RECORD	WINNING PCT. RANK	LAST 10 GAMES	STRENGTH OF SCHEDULE	OPP. STRENGTH OF SCHEDULE	TEAM RPI	ADJ. RPI	CONF. RPI	ADJ CONF. RPI
DIV. I ONLY		10- 18	237	4- 6	291	312	280	283	31	31
DIV. I NON-CONF.		2- 7	271	0- 0	282	269	301	302	31	31

TOTALS	RPI 1-25	RPI 26-50	W-L RECORDS	RPI 51-100	RPI 150+
10- 18	0- 0	0- 0	OVERALL	1- 3	9- 13
5- 8	0- 0	0- 0	HOME	1- 1	4- 5
5- 9	0- 0	0- 0	AWAY	0- 1	5- 8
0- 1	0- 0	0- 0	NEUTRAL	0- 1	0- 0
2- 7	0- 0	0- 0	NON-CONFERENCE	0- 1	2- 4
1- 3	0- 0	0- 0	HOME	0- 1	1- 0
1- 4	0- 0	0- 0	AWAY	0- 0	1- 4
0- 0	0- 0	0- 0	NEUTRAL	0- 0	0- 0
8- 11	0- 0	0- 0	CONFERENCE	1- 2	7- 9
4- 5	0- 0	0- 0	HOME	1- 0	3- 5
4- 5	0- 0	0- 0	AWAY	0- 1	4- 4
0- 1	0- 0	0- 0	NEUTRAL	0- 1	0- 0

RPI S	Opponent	Score
RPI 1-25		
RPI 26-50		
RPI 51-100		
RPI 101+	Team's RPI:	283
RPI S	Opponent	Score
60 H	Ri chmond	52 77
91 A	St. Francis (Pa.)	75 86
91 H	St. Francis (Pa.)	82 79
91 N	St. Francis (Pa.)	63 80
123 H	West Virgi ni a	63 76
135 H	Buffal o	67 77
186 A	Qui nni pi ac	71 77
186 A	Sacred Heart	64 71
186 H	Qui nni pi ac	57 73
189 H	Cani si us	82 77
200 A	Va. Commonweal th	68 84
210 A	Wagner	68 82
217 H	Monmouth	71 82
234 A	Long Isl and	58 75
234 H	Long Isl and	59 63
256 A	UMBC	65 60
256 H	UMBC	55 69
266 A	Radford	85 77
271 A	Ri der	84 85
279 A	Coppi n St.	75 82
287 A	Central Conn. St.	81 69
287 H	Central Conn. St.	81 58
310 H	Fai rlei gh Dickin son	72 84
313 A	Towson	55 62
318 A	Robert Morris	73 53
318 H	Robert Morris	82 71
323 A	St. Francis (N.Y.)	92 75
323 H	St. Francis (N.Y.)	81 74
LAST 10 Di v		GAMES:
91 N	St. Francis (Pa.)	63 80
186 H	Qui nni pi ac	57 73
287 H	Central Conn. St.	81 58
210 A	Wagner	68 82
186 A	Sacred Heart	64 71
318 H	Robert Morris	82 71
91 H	St. Francis (Pa.)	82 79
186 A	Qui nni pi ac	71 77
287 A	Central Conn. St.	81 69
256 H	UMBC	55 69

### Non-Div I Games:

Mt. St. Mary's

Loss, Non-Conf, S Site, H Home A Away N Neutral



Average RPI Win: 263		WON-LOST RECORD		WINNING PCT. RANK		LAST 10 GAMES		STRENGTH OF SCHEDULE		OPP. STRENGTH OF SCHEDULE		TEAM RPI		ADJ. RPI		CONF. RPI		ADJ CONF. RPI			
DIV. I ONLY		8- 20		271		3- 7		222		259		269		270		21		22			
DIV. I NON-CONF.		4- 7		220		0- 0		273		297		269		268		25		25			
TOTALS		RPI 1-25		RPI 26-50		W-L RECORDS		RPI 51-100		RPI 150+											
8- 20		0- 0		0- 3		OVERALL		0- 3		7- 11											
4- 7		0- 0		0- 1		HOME		0- 1		4- 3											
2- 11		0- 0		0- 2		AWAY		0- 1		1- 7											
2- 2		0- 0		0- 0		NEUTRAL		0- 1		2- 1											
4- 7		0- 0		0- 0		NON-CONFERENCE		0- 3		4- 4											
1- 2		0- 0		0- 0		HOME		0- 1		1- 1											
1- 3		0- 0		0- 0		AWAY		0- 1		1- 2											
2- 2		0- 0		0- 0		NEUTRAL		0- 1		2- 1											
4- 13		0- 0		0- 3		CONFERENCE		0- 0		3- 7											
3- 5		0- 0		0- 1		HOME		0- 0		3- 2											
1- 8		0- 0		0- 2		AWAY		0- 0		0- 5											
0- 0		0- 0		0- 0		NEUTRAL		0- 0		0- 0											
RPI 1-25		RPI 26-50		RPI 51-100		RPI 101+ Team's RPI: 270															
RPI S	Opponent	Score	RPI S	Opponent	Score	RPI S	Opponent	Score	RPI S	Opponent	Score										
49	A Austin Peay	57 81	49	A Austin Peay	54 75	57	A Western Ky.	60 67	136	A Southeast Mo. St.	69 82										
49	A Austin Peay		49	A Austin Peay		64	N Charlotte	44 61	136	H Southeast Mo. St.	53 62										
49	H Austin Peay	61 62				92	H Jackson St.	46 58	145	A Eastern Ky.	71 68										
									145	H Eastern Ky.	60 69										
									198	H Troy St.	63 73										
									209	A Morehead St.	73 81										
									209	H Morehead St.	81 58										
									212	A Tenn. -Martin	50 52										
									212	H Tenn. -Martin	63 78										
									215	N San Diego St.	54 59										
									216	A Tennessee Tech	55 69										
									216	H Tennessee Tech	58 62										
									235	A Chi cago St.	48 68										
									273	N IUPUI	70 66										
									285	N Butler	73 59										
									292	A Eastern Ill.	47 52										
									292	H Eastern Ill.	79 73										
									294	H I PFW	79 62										
									295	A Ark. -Pine Bluff	61 58										
									307	A Tennessee St.	70 78										
									307	H Tennessee St.	74 66										
									308	A Ark. -Little Rock	55 61										
LAST 10 Division I GAMES:																					
49	A Austin Peay	54 75	292	H Eastern Ill.	79 73																
212	A Tenn. -Martin	50 52	136	H Southeast Mo. St.	53 62																
145	A Eastern Ky.	71 68	216	A Tennessee Tech	55 69																
209	A Morehead St.	73 81	49	A Austin Peay	57 81																
307	H Tennessee St.	74 66	307	A Tennessee St.	70 78																

Murray St.

Non-Div I Games:

Murray St.

■ Loss, 
 ■ Non-Conf, S Site, 
 ■ Home 
 ■ Away 
 N Neutral



Average RPI Win: 297		WON-LOST RECORD	WINNING PCT. RANK	LAST 10 GAMES	STRENGTH OF SCHEDULE	OPP. STRENGTH OF SCHEDULE	TEAM RPI	ADJ. RPI	CONF. RPI	ADJ CONF. RPI
Average RPI Loss: 203										
DIV. I ONLY	7- 21	287	4- 6	321	293	312	312	30	30	
DIV. I NON-CONF.	1- 8	298	1- 1	306	243	318	318	30	30	
TOTALS	RPI 1-25	RPI 26-50	W-L RECORDS	RPI 51-100	RPI 150+					
7- 21	0- 0	0- 1	OVERALL	0- 2	7- 17					
5- 7	0- 0	0- 0	HOME	0- 1	5- 6					
2- 13	0- 0	0- 1	AWAY	0- 1	2- 10					
0- 1	0- 0	0- 0	NEUTRAL	0- 0	0- 1					
1- 8	0- 0	0- 1	NON-CONFERENCE	0- 0	1- 6					
0- 3	0- 0	0- 0	HOME	0- 0	0- 3					
1- 5	0- 0	0- 1	AWAY	0- 0	1- 3					
0- 0	0- 0	0- 0	NEUTRAL	0- 0	0- 0					
6- 13	0- 0	0- 0	CONFERENCE	0- 2	6- 11					
5- 4	0- 0	0- 0	HOME	0- 1	5- 3					
1- 8	0- 0	0- 0	AWAY	0- 1	1- 7					
0- 1	0- 0	0- 0	NEUTRAL	0- 0	0- 1					
RPI S Opponent	RPI 1-25 Score	RPI S Opponent	Score	RPI S Opponent	Score	RPI S Opponent	Score	RPI 101+ Team's RPI: 312		
30 A Auburn	37 73	83 A Hampton	60 65	83 H Hampton	47 66	110 A Wake Forest	46 78			
						166 A El on	45 80			
						168 A East Caro.	37 70			
						176 H High Point	34 79			
						183 A Delaware St.	59 78			
						183 H Delaware St.	51 66			
						200 H Va. Commonweal th	37 80			
						208 A Howard	59 81			
						208 H Howard	67 82			
						223 H Florida A&M	60 66			
						247 A Bethune-Cookman	45 57			
						264 A South Carolina St.	57 78			
						264 H South Carolina St.	54 53			
						279 A Coppin St.	60 68			
						279 H Coppin St.	67 46			
						279 N Coppin St.	65 71			
						282 A Md. -East. Shore	66 82			
						282 H Md. -East. Shore	63 57			
						286 H Campbell	42 50			
						288 A Norfolk St.	60 64			
						288 H Norfolk St.	76 73			
						316 A UNC Asheville	62 81			
						322 A Morgan St.	66 63			
						322 H Morgan St.	77 37			
						324 A Morris Brown	94 56			
		LAST 10 Division I GAMES:								
		279 N Coppin St.	65 71	282 H Md. -East. Shore	63 57					
		264 H South Carolina St.	54 53	110 A Wake Forest	46 78					
		288 A Norfolk St.	60 64	324 A Morris Brown	94 56					
		83 A Hampton	60 65	183 A Delaware St.	59 78					
		208 H Howard	67 82	322 H Morgan St.	77 37					

Non-Div I Games:

N. C. A&amp;T

Loss, 
Non-Conf, S Site, 
H Home
A Away 
N Neutral



Average RPI Win: 240		WON-LOST RECORD	WINNING PCT. RANK	LAST 10 GAMES	STRENGTH OF SCHEDULE	OPP. STRENGTH OF SCHEDULE	TEAM RPI	ADJ. RPI	CONF. RPI	ADJ CONF. RPI
DIV. I ONLY	16- 12	113	5- 5	313	243	220	225	22	23	
DIV. I NON-CONF.	10- 3	30	0- 0	310	292	169	171	24	24	
<hr/>										
TOTALS	RPI 1-25	RPI 26-50	W-L RECORDS		RPI 51-100	RPI 150+				
16- 12	0- 0	0- 0	OVERALL		1- 2	14- 10				
10- 4	0- 0	0- 0	HOME		1- 1	9- 3				
5- 6	0- 0	0- 0	AWAY		0- 1	4- 5				
1- 2	0- 0	0- 0	NEUTRAL		0- 0	1- 2				
<hr/>										
10- 3	0- 0	0- 0	NON-CONFERENCE		1- 0	8- 3				
6- 1	0- 0	0- 0	HOME		1- 0	5- 1				
3- 1	0- 0	0- 0	AWAY		0- 0	2- 1				
1- 1	0- 0	0- 0	NEUTRAL		0- 0	1- 1				
<hr/>										
6- 9	0- 0	0- 0	CONFERENCE		0- 2	6- 7				
4- 3	0- 0	0- 0	HOME		0- 1	4- 2				
2- 5	0- 0	0- 0	AWAY		0- 1	2- 4				
0- 1	0- 0	0- 0	NEUTRAL		0- 0	0- 1				
<hr/>										
RPI 1-25		RPI 26-50		RPI 51-100		RPI 101+		Team's RPI : 225		
RPI S	Opponent	Score	RPI S	Opponent	Score	RPI S	Opponent	Score		
					56 <span>A</span> Holy Cross	55 <span>67</span>	114 <span>A</span> Val parai so	58 47		
					56 <span>H</span> Holy Cross	66 <span>75</span>	172 <span>N</span> Provi dence	62 <span>70</span>		
					73 <span>H</span> Fresno St.	68 66	178 <span>A</span> Ameri can	55 <span>60</span>		
							178 <span>H</span> Ameri can	75 72		
							183 <span>H</span> Del aware St.	60 55		
							203 <span>A</span> Bucknel I	60 <span>73</span>		
							203 <span>H</span> Bucknel I	65 <span>74</span>		
							203 <span>N</span> Bucknel I	69 <span>79</span>		
							227 <span>A</span> Lehi gh	57 <span>68</span>		
							227 <span>H</span> Lehi gh	72 <span>75</span>		
							236 <span>A</span> Army	60 48		
							236 <span>H</span> Army	86 85		
							249 <span>A</span> Ohi o	67 52		
							256 <span>A</span> UMBC	52 40		
							257 <span>A</span> Col gate	65 <span>76</span>		
							257 <span>H</span> Col gate	73 57		
							258 <span>H</span> Col . of Charleston	76 62		
							284 <span>H</span> Al bany (N. Y. )	71 63		
							289 <span>H</span> Cal Poly	70 66		
							291 <span>N</span> Yale	77 69		
							292 <span>A</span> Eastern Ill.	72 <span>77</span>		
							309 <span>A</span> Lafayette	70 52		
							309 <span>H</span> Lafayette	68 66		
							311 <span>H</span> Jacksonv ille	73 <span>75</span>		
							313 <span>H</span> Towson	70 57		
<hr/>										
			LAST 10 Div		sion I GAMES:					
			203 <span>N</span> Bucknel I	69 <span>79</span>	203 <span>A</span> Bucknel I	60 <span>73</span>				
			236 <span>H</span> Army	86 85	178 <span>H</span> Ameri can	75 72				
			309 <span>H</span> Lafayette	68 66	227 <span>A</span> Lehi gh	57 <span>68</span>				
			56 <span>A</span> Holy Cross	55 <span>67</span>	309 <span>A</span> Lafayette	70 52				
			257 <span>A</span> Col gate	65 <span>76</span>	236 <span>A</span> Army	60 48				

Navy

Non-Di v I Games:

Navy

Loss, 
Non-Conf, S Site, 
H Home
A Away
N Neutral



## Nebraska

Average RPI Win: 179  
Average RPI Loss: 75

WON-LOST  
RECORD

WINNING  
PCT. RANK

LAST 10  
GAMES

STRENGTH OF  
SCHEDULE

OPP. STRENGTH  
OF SCHEDULE

TEAM  
RPI

ADJ.  
RPI

CONF.  
RPI

ADJ CONF.  
RPI

DIV. I ONLY

8- 20

271

0- 10

74

60

189

182

5

5

DIV. I NON-CONF.

7- 4

91

0- 0

153

196

100

100

5

5

TOTALS

RPI 1-25

RPI 26-50

W-L RECORDS

RPI 51-100

RPI 150+

8- 20

0- 5

1- 5

OVERALL

0- 3

4- 2

6- 10

0- 2

1- 2

HOME

0- 2

3- 1

2- 8

0- 2

0- 2

AWAY

0- 1

1- 1

0- 2

0- 1

0- 1

NEUTRAL

0- 0

0- 0

7- 4

0- 1

1- 1

NON-CONFERENCE

0- 0

4- 1

6- 2

0- 0

1- 0

HOME

0- 0

3- 1

1- 1

0- 0

0- 1

AWAY

0- 0

1- 0

0- 1

0- 1

0- 0

NEUTRAL

0- 0

0- 0

1- 16

0- 4

0- 4

CONFERENCE

0- 3

0- 1

0- 8

0- 2

0- 2

HOME

0- 2

0- 0

1- 7

0- 2

0- 1

AWAY

0- 1

0- 1

0- 1

0- 0

0- 1

NEUTRAL

0- 0

0- 0

RPI 1-25

RPI	S	Opponent	Score
6	A	Texas	54 86
7	H	Texas Tech	35 50
9	A	Kansas St.	47 64
9	H	Kansas St.	54 88
16	N	Penn St.	64 83

RPI 26-50

RPI	S	Opponent	Score
26	A	Col orado	54 74
26	H	Col orado	56 70
34	H	Okl ahoma	43 57
34	N	Okl ahoma	51 71
41	H	Ci nci nnati	65 55
50	A	Crei ghton	40 55

RPI 51-100

RPI	S	Opponent	Score
52	H	Bayl or	44 69
71	A	Mi ssouri	53 65
71	H	Mi ssouri	53 74

RPI 101+

Team's RPI: 182

RPI	S	Opponent	Score
101	H	Ri ce	71 56
108	A	Iowa St.	57 62
108	H	Iowa St.	53 58
115	H	Drake	55 63
128	H	Grambl ing	63 40
142	A	Okl ahoma St.	73 59
146	A	Kansas	64 67
146	H	Kansas	58 62
158	A	Texas A&M	54 69
195	H	New OrLeans	73 62
224	A	San Diego	62 61
297	H	Cal St. Fullerton	78 60
303	H	Texas Southern	71 48
305	H	Tex. -Pan American	58 61

LAST 10 Div sion I GAMES:

34	N	Okl ahoma	51 71	146	H	Kansas	58 62
26	H	Col orado	56 70	158	A	Texas A&M	54 69
108	A	Iowa St.	57 62	9	A	Kansas St.	47 64
7	H	Texas Tech	35 50	71	H	Mi ssouri	53 74
6	A	Texas	54 86	52	H	Bayl or	44 69

Non-Di v I Games:

Nebraska

Loss, Non-Conf, S Site, H Home A Away N Neutral

Nebraska



Average RPI Win: 186		WON-LOST	WINNING	LAST 10	STRENGTH OF	OPP. STRENGTH	TEAM	ADJ.	CONF.	ADJ CONF.
Average RPI Loss: 128		RECORD	PCT. RANK	GAMES	SCHEDULE	OF SCHEDULE	RPI	RPI	RPI	RPI
DIV. I ONLY	9- 19	254	3- 7	182	118	242	241	10	10	
DIV. I NON-CONF.	6- 3	68	0- 0	242	258	145	149	10	10	
TOTALS	RPI 1-25	RPI 26-50	W-L RECORDS	RPI 51-100	RPI 150+					
9- 19	0- 2	0- 0	OVERALL	1- 3	6- 7					
6- 8	0- 1	0- 0	HOME	1- 1	5- 3					
2- 10	0- 1	0- 0	AWAY	0- 2	1- 4					
1- 1	0- 0	0- 0	NEUTRAL	0- 0	0- 0					
6- 3	0- 0	0- 0	NON-CONFERENCE	0- 0	5- 2					
4- 1	0- 0	0- 0	HOME	0- 0	4- 1					
1- 2	0- 0	0- 0	AWAY	0- 0	1- 1					
1- 0	0- 0	0- 0	NEUTRAL	0- 0	0- 0					
3- 16	0- 2	0- 0	CONFERENCE	1- 3	1- 5					
2- 7	0- 1	0- 0	HOME	1- 1	1- 2					
1- 8	0- 1	0- 0	AWAY	0- 2	0- 3					
0- 1	0- 0	0- 0	NEUTRAL	0- 0	0- 0					
RPI S Opponent	RPI 1-25 Score	RPI S Opponent	Score	RPI S Opponent	Score	RPI S Opponent	Score	RPI 101+ Team's RPI: 241		
14 A Loui si ana Tech	67 79			73 A Fresno St.	48 71	101 A Ri ce	45 70			
14 H Loui si ana Tech	54 83			73 H Fresno St.	65 77	101 H Ri ce	60 65			
				88 A Hawai i	57 58	111 A UNLV	55 60			
				88 H Hawai i	75 69	130 A Southern Methodi st	70 59			
						130 H Southern Methodi st	72 77			
						130 N Southern Methodi st	49 60			
						132 A Tul sa	61 73			
						132 H Tul sa	53 58			
						144 N Indi ana	68 56			
						156 H New Mexi co St.	73 64			
						165 A San Franci sco	46 57			
						173 A San Jose St.	60 63			
						173 H San Jose St.	52 77			
						180 H Eastern Mich.	84 75			
						193 H Eastern Wash.	51 54			
						204 A Boi se St.	65 77			
						204 H Boi se St.	63 68			
						214 A UTEP	55 63			
						214 H UTEP	75 58			
						220 H St. Mary' s (Cal .)	72 55			
						224 H San Di ego	80 70			
						319 A Sacramento St.	65 54			
LAST 10 Div sion I GAMES:										
130 N Southern Methodi st	49 60	88 H Hawai i	75 69							
132 A Tul sa	61 73	14 A Loui si ana Tech	67 79							
101 A Ri ce	45 70	130 A Southern Methodi st	70 59							
73 H Fresno St.	65 77	214 H UTEP	75 58							
173 H San Jose St.	52 77	204 H Boi se St.	63 68							

Nevada

Non-Div I Games: Al as. Anchorage 67 49

Nevada

Loss, Non-Conf, S Site, H Home A Away N Neutral



Average RPI Win: 234				WON-LOST RECORD		WINNING PCT. RANK		LAST 10 GAMES		STRENGTH OF SCHEDULE		OPP. STRENGTH OF SCHEDULE		TEAM RPI		ADJ. RPI		CONF. RPI		ADJ. CONF. RPI			
Average RPI Loss: 160																							
DIV. I ONLY				13- 16		187		6- 4		243		232		230		233		23		21			
DIV. I NON-CONF.				5- 6		174		0- 0		236		249		218		220		23		22			
TOTALS				RPI 1-25		RPI 26-50		W-L RECORDS		RPI 51-100		RPI 150+											
13- 16				0- 0		0- 0		OVERALL		1- 4		11- 8											
9- 4				0- 0		0- 0		HOME		1- 1		7- 1											
3- 9				0- 0		0- 0		AWAY		0- 2		3- 5											
1- 3				0- 0		0- 0		NEUTRAL		0- 1		1- 2											
5- 6				0- 0		0- 0		NON-CONFERENCE		1- 1		4- 4											
4- 1				0- 0		0- 0		HOME		1- 0		3- 0											
1- 3				0- 0		0- 0		AWAY		0- 1		1- 2											
0- 2				0- 0		0- 0		NEUTRAL		0- 0		0- 2											
8- 10				0- 0		0- 0		CONFERENCE		0- 3		7- 4											
5- 3				0- 0		0- 0		HOME		0- 1		4- 1											
2- 6				0- 0		0- 0		AWAY		0- 1		2- 3											
1- 1				0- 0		0- 0		NEUTRAL		0- 1		1- 0											
RPI 1-25				RPI 26-50		RPI 51-100		RPI 101+		Team's RPI: 233													
RPI S	Opponent			Score	RPI S	Opponent			Score	RPI S	Opponent			Score	RPI S	Opponent			Score				
										70	A	Maine			55	67	122	H	Massachusetts			50	70
										70	H	Maine			52	69	125	A	Vermont			70	76
										70	N	Maine			65	71	125	H	Vermont			43	71
										77	H	Manhattan			47	43	140	A	Boston U.			47	59
										87	A	Georgetown			60	90	140	H	Boston U.			67	66
																	159	N	Brown			64	72
																	163	H	Dartmouth			76	68
																	169	A	Wis.-Milwaukee			71	69
																	181	N	Fairfield			69	74
																	186	A	Sacred Heart			57	64
																	207	A	Marist			51	59
																	251	A	Northeastern			61	78
																	251	H	Northeastern			63	58
																	252	A	Binghamton			68	70
																	252	H	Binghamton			59	67
																	255	A	Hartford			56	53
																	255	H	Hartford			60	50
																	263	A	Stony Brook			72	90
																	263	H	Stony Brook			70	67
																	263	N	Stony Brook			70	57
																	284	A	Albany (N.Y.)			62	61
																	284	H	Albany (N.Y.)			68	64
																	314	H	Iona			48	38
																	323	H	St. Francis (N.Y.)			75	54
				LAST 10 Division I GAMES:																			
																	70	N	Maine			65	71
																	263	N	Stony Brook			70	57
																	252	A	Binghamton			68	70
																	255	H	Hartford			60	50
																	263	H	Stony Brook			70	67
																	140	H	Boston U.			67	66
																	125	H	Vermont			43	71
																	284	A	Albany (N.Y.)			62	61
																	255	A	Hartford			56	53
																	251	A	Northeastern			61	78



NEW MEXICO				Through Games Of 2003 FINAL																	
Average RPI Win:		131	WON-LOST RECORD		WINNING PCT. RANK		LAST 10 GAMES		STRENGTH OF SCHEDULE		OPP. STRENGTH OF SCHEDULE		TEAM RPI		ADJ. RPI		CONF. RPI		ADJ CONF. RPI		
DIV. I ONLY		24- 9		36		8- 2		36		82		27		27		6		6			
DIV. I NON-CONF.		12- 4		38		2- 1		32		78		22		23		9		9			
TOTALS		RPI 1-25		RPI 26-50		W-L RECORDS		RPI 51-100		RPI 150+											
24- 9		2- 2		3- 3		OVERALL		5- 3		11- 0											
17- 2		2- 2		2- 0		HOME		4- 0		6- 0											
4- 7		0- 0		0- 3		AWAY		0- 3		4- 0											
3- 0		0- 0		1- 0		NEUTRAL		1- 0		1- 0											
12- 4		2- 2		0- 1		NON-CONFERENCE		2- 1		6- 0											
10- 2		2- 2		0- 0		HOME		2- 0		4- 0											
2- 2		0- 0		0- 1		AWAY		0- 1		2- 0											
0- 0		0- 0		0- 0		NEUTRAL		0- 0		0- 0											
12- 5		0- 0		3- 2		CONFERENCE		3- 2		5- 0											
7- 0		0- 0		2- 0		HOME		2- 0		2- 0											
2- 5		0- 0		0- 2		AWAY		0- 2		2- 0											
3- 0		0- 0		1- 0		NEUTRAL		1- 0		1- 0											
RPI 1-25				RPI 26-50				Team's RPI: 27				RPI 51-100				RPI 101+					
RPI	S	Opponent	Score	RPI	S	Opponent	Score					RPI	S	Opponent	Score	RPI	S	Opponent	Score		
6	H	Texas	77 70	28	A	Utah	61 64	51	A	Brigham Young	46 57	111	A	UNLV	45 68						
7	H	Texas Tech	48 71	28	H	Utah	51 48	51	H	Brigham Young	63 44	111	H	UNLV	65 60						
11	H	Mississippi St.	73 61	29	A	Arizona	61 70	51	N	Brigham Young	52 46	126	H	Memphis	78 42						
14	H	Louisiana Tech	54 67	47	A	Colorado St.	53 66	62	H	Weber St.	70 57	138	H	Kent St.	88 46						
				47	H	Colorado St.	74 54	65	H	Miami (Fla.)	91 85	156	A	New Mexico St.	76 58						
				47	N	Colorado St.	65 51	67	A	Southern California	48 55	156	H	New Mexico St.	86 75						
								81	A	Wyoming	58 71	157	H	Texas-San Antonio	66 49						
								81	H	Wyoming	70 37	163	H	Dartmouth	69 43						
												215	A	San Diego St.	64 46						
												215	H	San Diego St.	75 42						
												215	N	San Diego St.	54 49						
												246	A	Air Force	71 40						
												246	H	Air Force	93 57						
												262	H	William & Mary	79 61						
												297	A	Cal St. Fullerton	80 55						
				LAST 10 Division I GAMES:																	
				7	H	Texas Tech	48 71	215	N	San Diego St.	54 49										
				11	H	Mississippi St.	73 61	51	H	Brigham Young	63 44										
				65	H	Miami (Fla.)	91 85	28	H	Utah	51 48										
				51	N	Brigham Young	52 46	215	A	San Diego St.	64 46										
				47	N	Colorado St.	65 51	111	A	UNLV	45 68										

Non-Div I Games:

New Mexico

Loss, 
Non-Conf, S Site, 
H Home
A Away 
N Neutral



Average RPI Win: 217		WON-LOST RECORD		WINNING PCT. RANK		LAST 10 GAMES		STRENGTH OF SCHEDULE		OPP. STRENGTH OF SCHEDULE		TEAM RPI		ADJ. RPI		CONF. RPI		ADJ CONF. RPI	
Average RPI Loss: 117																			
DIV. I ONLY		16- 12		113		6- 4		227		136		154		156		13		13	
DIV. I NON-CONF.		6- 6		150		0- 0		224		158		184		186		14		14	
TOTALS		RPI 1-25		RPI 26-50		W-L RECORDS		RPI 51-100				RPI 150+							
16- 12		0- 0		0- 3		OVERALL		1- 4				13- 5							
11- 2		0- 0		0- 1		HOME		1- 1				9- 0							
5- 9		0- 0		0- 2		AWAY		0- 3				4- 4							
0- 1		0- 0		0- 0		NEUTRAL		0- 0				0- 1							
6- 6		0- 0		0- 3		NON-CONFERENCE		0- 1				5- 2							
4- 1		0- 0		0- 1		HOME		0- 0				3- 0							
2- 5		0- 0		0- 2		AWAY		0- 1				2- 2							
0- 0		0- 0		0- 0		NEUTRAL		0- 0				0- 0							
10- 6		0- 0		0- 0		CONFERENCE		1- 3				8- 3							
7- 1		0- 0		0- 0		HOME		1- 1				6- 0							
3- 4		0- 0		0- 0		AWAY		0- 2				2- 2							
0- 1		0- 0		0- 0		NEUTRAL		0- 0				0- 1							
RPI 1-25				RPI 26-50				RPI 51-100				RPI 101+		Team's RPI: 156					
RPI S	Opponent	Score		RPI S	Opponent	Score		RPI S	Opponent	Score		RPI S	Opponent	Score					
27	A New Mexico	75 86		27	A New Mexico	58 76		57	A Western Ky.	54 80		109	A Middle Tenn.	73 63					
27	H New Mexico			27	H New Mexico			59	H Florida Int'l	55 56		137	H Wichita St.	76 60					
28	A Utah	54 74						62	A Weber St.	64 87		174	A North Texas	67 87					
								86	A South Ala.	53 68		174	H North Texas	78 62					
								86	H South Ala.	63 60		195	A New Orleans	46 60					
												195	H New Orleans	76 48					
												199	H Arkansas St.	73 58					
												199	N Arkansas St.	60 64					
												214	A UTEP	61 60					
												214	H UTEP	74 59					
												226	A Denver	86 76					
												226	H Denver	66 55					
												241	A Nevada	64 73					
												242	A La. -Lafayette	54 41					
												242	H La. -Lafayette	71 51					
												243	A Long Beach St.	67 78					
												272	H Idaho St.	92 76					
												305	H Tex. -Pan American	77 42					
												308	H Ark. -Little Rock	83 77					
												315	A Cal St. Northridge	77 56					
LAST 10 Division I GAMES:																			
199 N Arkansas St.				60 64				242 H La. -Lafayette				71 51							
174 A North Texas				67 87				86 A South Ala.				53 68							
226 A Denver				86 76				195 A New Orleans				46 60							
199 H Arkansas St.				73 58				174 H North Texas				78 62							
308 H Ark. -Little Rock				83 77				226 H Denver				66 55							

Non-Div I Games:

New Mexico St.



New Orleans				Through Games Of 2009 FINAL							
Average RPI Win:	189	WON-LOST RECORD	WINNING PCT. RANK	LAST 10 GAMES	STRENGTH OF SCHEDULE	OPP. STRENGTH OF SCHEDULE	TEAM RPI	ADJ. RPI	CONF. RPI	ADJ CONF. RPI	
DIV. I ONLY	12- 16	197	5- 5	169	139	192	195	13	13		
DIV. I NON-CONF.	3- 9	266	0- 1	189	147	252	253	14	14		
<hr/>											
TOTALS	RPI 1-25		RPI 26-50		W-L RECORDS		RPI 51-100		RPI 150+		
12- 16	0- 2		0- 1		OVERALL		1- 4		9- 8		
10- 2	0- 0		0- 0		HOME		1- 1		7- 1		
2- 9	0- 1		0- 1		AWAY		0- 2		2- 5		
0- 5	0- 1		0- 0		NEUTRAL		0- 1		0- 2		
3- 9	0- 2		0- 1		NON-CONFERENCE		0- 1		2- 5		
3- 1	0- 0		0- 0		HOME		0- 0		2- 1		
0- 4	0- 1		0- 1		AWAY		0- 0		0- 2		
0- 4	0- 1		0- 0		NEUTRAL		0- 1		0- 2		
9- 7	0- 0		0- 0		CONFERENCE		1- 3		7- 3		
7- 1	0- 0		0- 0		HOME		1- 1		5- 0		
2- 5	0- 0		0- 0		AWAY		0- 2		2- 3		
0- 1	0- 0		0- 0		NEUTRAL		0- 0		0- 0		
<hr/>											
RPI 1-25		RPI 26-50			RPI 51-100		Team's RPI : 195				
RPI S	Opponent	Score	RPI S	Opponent	Score	RPI S	Opponent	Score			
11 A	Mi ssi ssi ppi St.	69 81	46 A	Tul ane	59 81	57 H	Western Ky.	54 63	109 H	Mi ddl e Tenn.	65 59
24 N	Mi nnesota	75 85				59 A	Fl ori da Int'l	70 82	109 N	Mi ddl e Tenn.	55 69
						86 A	South Ala.	56 65	131 H	Southern Mi ss.	49 43
						86 H	South Ala.	55 48	156 A	New Mexico St.	48 76
						94 N	Loui sville	47 56	156 H	New Mexico St.	60 46
									160 H	UCF	64 61
									174 A	North Texas	74 72
									174 H	North Texas	64 63
									182 A	Nebraska	62 73
									199 A	Arkansas St.	63 69
									218 H	La. -Monroe	59 61
									226 A	Denver	64 70
									226 H	Denver	61 44
									242 A	La. -Lafayette	65 52
									242 H	La. -Lafayette	63 47
									249 N	Ohi o	54 62
									257 H	Col gate	73 38
									269 A	Ni chol ls St.	56 60
									293 N	Wi nthrop	64 71
									308 H	Ark. -Little Rock	57 52
<hr/>											
LAST 10 Div					sion I GAMES:						
					109 N	Mi ddl e Tenn.	55 69	11 A	Mi ssi ssi ppi St.	69 81	
					86 A	South Ala.	56 65	242 H	La. -Lafayette	63 47	
					226 H	Denver	61 44	156 H	New Mexico St.	60 46	
					174 H	North Texas	64 63	308 H	Ark. -Little Rock	57 52	
					59 A	Fl ori da Int'l	70 82	199 A	Arkansas St.	63 69	

New Orleans

New Orleans

### Non-Div I Games:

New Orleans

Loss, Non-Conf, S Site, H Home A Away N Neutral



Average RPI Win: 209				WON-LOST RECORD		WINNING PCT. RANK		LAST 10 GAMES		STRENGTH OF SCHEDULE		OPP. STRENGTH OF SCHEDULE		TEAM RPI		ADJ. RPI		CONF. RPI		ADJ CONF. RPI	
DIV. I ONLY				20- 9		48		7- 3		223		182		114		113		18		18	
DIV. I NON-CONF.				6- 3		68		0- 0		254		205		147		150		19		19	
TOTALS				RPI 1-25		RPI 26-50		W-L RECORDS		RPI 51-100		RPI 150+									
20- 9				0- 0		0- 0		OVERALL		3- 4		17- 3									
11- 1				0- 0		0- 0		HOME		3- 0		8- 0									
8- 7				0- 0		0- 0		AWAY		0- 3		8- 3									
1- 1				0- 0		0- 0		NEUTRAL		0- 1		1- 0									
6- 3				0- 0		0- 0		NON-CONFERENCE		1- 1		5- 0									
2- 1				0- 0		0- 0		HOME		1- 0		1- 0									
4- 2				0- 0		0- 0		AWAY		0- 1		4- 0									
0- 0				0- 0		0- 0		NEUTRAL		0- 0		0- 0									
14- 6				0- 0		0- 0		CONFERENCE		2- 3		12- 3									
9- 0				0- 0		0- 0		HOME		2- 0		7- 0									
4- 5				0- 0		0- 0		AWAY		0- 2		4- 3									
1- 1				0- 0		0- 0		NEUTRAL		0- 1		1- 0									
RPI 1-25				RPI 26-50		RPI 51-100		RPI 101+		Team's RPI: 113											
RPI S Opponent Score				RPI S Opponent Score		RPI S Opponent Score		RPI S Opponent Score		RPI S Opponent Score											
								54 A Si ena 63 70		133 H Maryl and 53 68											
								54 H Si ena 85 80		135 A Buffal o 64 68											
								54 N Si ena 56 91		181 A Fai rfi el d 74 61											
								77 A Manhattan 54 66		181 H Fai rfi el d 75 74											
								77 H Manhattan 65 51		181 N Fai rfi el d 76 65											
								87 A Georgetown 65 77		189 A Cani si us 80 51											
								91 H St. Francis (Pa.) 75 72		189 H Cani si us 84 64											
										190 A St. Peter's 56 78											
										190 H St. Peter's 77 50											
										194 A Oakl and 71 63											
										207 A Mari st 51 64											
										207 H Mari st 90 56											
										228 H St. Bonaventure 83 76											
										244 A Loyol a (Md.) 56 60											
										244 H Loyol a (Md.) 78 67											
										250 A Central Mi ch. 62 59											
										265 A Clevel and St. 73 71											
										271 A Ri der 64 62											
										271 H Ri der 90 70											
										298 A Youngstown St. 80 62											
										314 A Iona 91 76											
										314 H Iona 71 58											
								LAST 10 Div sion I GAMES:													
								54 N Si ena 56 91		181 A Fai rfi el d 74 61											
								181 N Fai rfi el d 76 65		207 H Mari st 90 56											
								271 H Ri der 90 70		189 A Cani si us 80 51											
								244 H Loyol a (Md.) 78 67		190 A St. Peter's 56 78											
								314 A Iona 91 76		77 A Manhattan 54 66											

Non-Div I Games:

Niagara

Loss, 
Non-Conf, S Site, 
H Home
A Away 
N Neutral



Average RPI Win:		260	WON-LOST RECORD		WINNING PCT. RANK	LAST 10 GAMES		STRENGTH OF SCHEDULE		OPP. STRENGTH OF SCHEDULE		TEAM RPI		ADJ. RPI		CONF. RPI		ADJ CONF. RPI	
Average RPI Loss:		185																	
DIV. I ONLY		8- 18	261		3- 7		244		291		272		269		27		27		
DIV. I NON-CONF.		2- 4	230		0- 0		49		191		152		151		26		26		
TOTALS		RPI 1-25		RPI 26-50		W-L RECORDS		RPI 51-100				RPI 150+							
8- 18		0- 1		0- 0		OVERALL		0- 1				8- 15							
6- 7		0- 0		0- 0		HOME		0- 1				6- 6							
2- 11		0- 1		0- 0		AWAY		0- 0				2- 9							
0- 0		0- 0		0- 0		NEUTRAL		0- 0				0- 0							
2- 4		0- 1		0- 0		NON-CONFERENCE		0- 1				2- 1							
1- 2		0- 0		0- 0		HOME		0- 1				1- 1							
1- 2		0- 1		0- 0		AWAY		0- 0				1- 0							
0- 0		0- 0		0- 0		NEUTRAL		0- 0				0- 0							
6- 14		0- 0		0- 0		CONFERENCE		0- 0				6- 14							
5- 5		0- 0		0- 0		HOME		0- 0				5- 5							
1- 9		0- 0		0- 0		AWAY		0- 0				1- 9							
0- 0		0- 0		0- 0		NEUTRAL		0- 0				0- 0							
RPI 1-25		RPI 26-50		RPI 51-100		RPI 101+		Team's RPI: 269											
RPI S	Opponent	Score		RPI S	Opponent	Score		RPI S	Opponent	Score		RPI S	Opponent	Score					
14	A Loui si ana Tech	50 93						86	H South Al a.	47 68		128	A Grambl ing	60 81					
												157	A Texas-San Antoni o	39 73					
												157	H Texas-San Antoni o	50 68					
												160	H UCF	55 76					
												161	A Southwest Tex. St.	48 79					
												161	H Southwest Tex. St.	65 54					
												162	A Stephen F. Austin	45 62					
												162	H Stephen F. Austin	53 56					
												192	A Northwestern St.	55 81					
												192	H Northwestern St.	52 75					
												195	H New Orleans	60 56					
												218	A La. -Monroe	37 74					
												218	H La. -Monroe	54 68					
												221	A Texas-Arlington	43 67					
												221	H Texas-Arlington	52 59					
												242	A La. -Lafayette	59 57					
												277	A McNeese St.	45 70					
												277	H McNeese St.	53 46					
												281	A Southeastern La.	59 63					
												281	H Southeastern La.	63 62					
												300	A Sam Houston St.	57 56					
												300	H Sam Houston St.	62 58					
LAST 10 Div				sion I GAMES:								320	A Lamar	53 63					
												320	H Lamar	54 49					
												157	A Texas-San Antoni o	39 73					
												161	A Southwest Tex. St.	48 79					
												277	A McNeese St.	45 70					
												192	H Northwestern St.	52 75					
												221	A Texas-Arlington	43 67					
												161	H Southwest Tex. St.	65 54					

Non-Div I Games:	Loyola (La.)	86	54
------------------	--------------	----	----

Nicholls St.

Loss, Non-Conf, S Site, H Home A Away N Neutral



Average RPI Win:		296	WON-LOST		WINNING	LAST 10	STRENGTH OF		OPP. STRENGTH	TEAM	ADJ.	CONF.	ADJ CONF.		
Average RPI Loss:		189	RECORD		PCT. RANK	GAMES	SCHEDULE		OF SCHEDULE	RPI	RPI	RPI	RPI		
DIV. I ONLY		8- 20	271		3- 7		272		308		289		288	30	30
DIV. I NON-CONF.		1- 7	297		0- 0		94		272		260		258	30	30
TOTALS		RPI 1-25	RPI 26-50		W-L RECORDS		RPI 51-100		RPI 150+						
8- 20		0- 0	0- 0		OVERALL		0- 5		8- 13						
5- 9		0- 0	0- 0		HOME		0- 3		5- 6						
3- 10		0- 0	0- 0		AWAY		0- 2		3- 6						
0- 1		0- 0	0- 0		NEUTRAL		0- 0		0- 1						
1- 7		0- 0	0- 0		NON-CONFERENCE		0- 3		1- 2						
1- 4		0- 0	0- 0		HOME		0- 2		1- 2						
0- 3		0- 0	0- 0		AWAY		0- 1		0- 0						
0- 0		0- 0	0- 0		NEUTRAL		0- 0		0- 0						
7- 13		0- 0	0- 0		CONFERENCE		0- 2		7- 11						
4- 5		0- 0	0- 0		HOME		0- 1		4- 4						
3- 7		0- 0	0- 0		AWAY		0- 1		3- 6						
0- 1		0- 0	0- 0		NEUTRAL		0- 0		0- 1						
RPI 1-25		RPI 26-50		RPI 51-100		RPI 101+		Team's RPI: 288							
RPI S	Opponent	Score	RPI S	Opponent	Score	RPI S	Opponent	Score	RPI S	Opponent	Score				
						55	A Liberty	51 74	127	A Pittsburgh	78 104				
						77	H Manhattan	54 66	134	A James Madison	63 92				
						83	A Hampton	48 65	183	A Delaware St.	44 68				
						83	H Hampton	53 73	208	A Howard	74 81				
						93	H UNC Wilmi ngton	47 73	208	H Howard	77 91				
									217	H Monmouth	46 65				
									223	A Fl ori da A&M	52 65				
									223	H Fl ori da A&M	62 75				
									247	A Bethune-Cookman	59 61				
									247	H Bethune-Cookman	55 72				
									262	H William & Mary	49 62				
									264	A South Carolina St.	74 70				
									264	H South Carolina St.	65 74				
									264	N South Carolina St.	44 69				
									279	A Coppin St.	61 77				
									279	H Coppin St.	62 60				
									282	A Md. -East. Shore	93 83				
									282	H Md. -East. Shore	72 61				
									304	H Gardner-Webb	81 58				
									312	A N. C. A&T	73 76				
									312	H N. C. A&T	64 60				
									322	A Morgan St.	67 56				
									322	H Morgan St.	82 65				
		LAST 10 Div		sion I GAMES:											
			264	N South Carolina St.	44 69	247	A Bethune-Cookman	59 61							
			83	H Hampton	53 73	322	A Morgan St.	67 56							
			312	H N. C. A&T	64 60	279	A Coppin St.	61 77							
			264	H South Carolina St.	65 74	282	H Md. -East. Shore	72 61							
			223	A Fl ori da A&M	52 65	208	H Howard	77 91							

Norfolk St.

Norfolk St.

Non-Div I Games:

Norfolk St.

Loss, 
Non-Conf, S Site, 
H Home
A Away 
N Neutral



## North Carolina

## Through Games Of 2003 FINAL

Average RPI Win: 103				WON-LOST RECORD		WINNING PCT. RANK		LAST 10 GAMES		STRENGTH OF SCHEDULE		OPP. STRENGTH OF SCHEDULE		TEAM RPI		ADJ. RPI		CONF. RPI		ADJ CONF. RPI	
Average RPI Loss: 17																					
DIV. I ONLY				28- 6		16		6- 4		25		34		10		10		2		2	
DIV. I NON-CONF.				13- 2		12		2- 1		41		126		14		14		2		2	
TOTALS				RPI 1-25		RPI 26-50		W-L RECORDS		RPI 51-100		RPI 150+									
28- 6				1- 3		7- 3		OVERALL		9- 0		7- 0									
15- 1				0- 1		3- 0		HOME		3- 0		7- 0									
8- 3				0- 1		1- 2		AWAY		5- 0		0- 0									
5- 2				1- 1		3- 1		NEUTRAL		1- 0		0- 0									
13- 2				1- 0		3- 2		NON-CONFERENCE		2- 0		7- 0									
8- 0				0- 0		1- 0		HOME		0- 0		7- 0									
2- 1				0- 0		0- 1		AWAY		2- 0		0- 0									
3- 1				1- 0		2- 1		NEUTRAL		0- 0		0- 0									
15- 4				0- 3		4- 1		CONFERENCE		7- 0		0- 0									
7- 1				0- 1		2- 0		HOME		3- 0		0- 0									
6- 2				0- 1		1- 1		AWAY		3- 0		0- 0									
2- 1				0- 1		1- 0		NEUTRAL		1- 0		0- 0									
RPI 1-25				Team's RPI: 10		RPI 26-50		RPI 51-100		RPI 101+											
RPI	S	Opponent	Score	RPI	S	Opponent	Score	RPI	S	Opponent	Score	RPI	S	Opponent	Score						
3	A	Duke	63 97	26	A	Col orado	67 86	61	A	Flori da St.	74 53	110	A	Wake Forest	67 57						
3	H	Duke	67 78	32	A	Georgi a Tech	72 67	61	H	Flori da St.	72 56	110	H	Wake Forest	86 56						
3	N	Duke	59 77	32	H	Georgi a Tech	76 64	63	A	Cl emson	77 55	133	A	Maryl and	83 82						
21	N	South Carol i na	78 69	33	A	Vi rgi ni a	59 69	63	H	Cl emson	70 66	133	H	Maryl and	94 77						
				33	H	Vi rgi ni a	74 54	63	N	Cl emson	80 71	166	H	El on	83 50						
				33	N	Vi rgi ni a	88 78	79	A	North Carol i na St.	66 63	167	H	Davi dson	68 46						
				34	N	OkI ahoma	63 66	79	H	North Carol i na St.	80 59	178	H	Ameri can	80 42						
				35	N	DePaul	82 66	88	A	Hawai i	61 50	219	H	Coastal Caro.	80 48						
				44	H	Ol d Domi ni on	90 54	95	A	Western Mi ch.	79 76	230	H	Appal achi an St.	80 44						
				49	N	Austi n Peay	72 70					239	H	Charleston So.	84 49						
												261	H	East Tenn. St.	106 40						



North Carolina St.										Through Games of 2008 FIVBL													
Average RPI Win:		102		WON-LOST RECORD		WINNING PCT. RANK		LAST 10 GAMES		STRENGTH OF SCHEDULE		OPP. STRENGTH OF SCHEDULE		TEAM RPI		ADJ. RPI		CONF. RPI		ADJ CONF. RPI			
Average RPI Loss:		44																					
DIV. I ONLY		11- 17		222		2- 8				21		16		81		79		2		2			
DIV. I NON-CONF.		5- 6		174		0- 0				34		41		76		75		2		2			
TOTALS		RPI 1-25				RPI 26-50		W-L RECORDS				RPI 51-100				RPI 150+							
11- 17		0- 5				1- 7		OVERALL				4- 3				2- 1							
7- 7		0- 3				1- 3		HOME				2- 1				1- 0							
3- 9		0- 2				0- 3		AWAY				1- 2				1- 1							
1- 1		0- 0				0- 1		NEUTRAL				1- 0				0- 0							
5- 6		0- 1				0- 3		NON-CONFERENCE				2- 1				2- 1							
2- 4		0- 1				0- 2		HOME				0- 1				1- 0							
2- 2		0- 0				0- 1		AWAY				1- 0				1- 1							
1- 0		0- 0				0- 0		NEUTRAL				1- 0				0- 0							
6- 11		0- 4				1- 4		CONFERENCE				2- 2				0- 0							
5- 3		0- 2				1- 1		HOME				2- 0				0- 0							
1- 7		0- 2				0- 2		AWAY				0- 2				0- 0							
0- 1		0- 0				0- 1		NEUTRAL				0- 0				0- 0							
RPI 1-25				RPI 26-50				RPI 51-100		Team's RPI: 79				RPI 101+									
RPI S	Opponent	Score		RPI S	Opponent	Score		RPI S	Opponent	Score		RPI S	Opponent	Score									
2	H Connecti cut	50	78	32	A Georgi a Tech	54	64	51	H Bri gham Young	57	68	110	A Wake Forest	70	57								
3	A Duke	60	86	32	H Georgi a Tech	60	78	53	N Iowa	69	66	110	H Wake Forest	65	62								
3	H Duke	44	54	33	A Vi rgi ni a	54	58	61	A Fl ori da St.	55	64	120	H Fl ori da	81	77								
10	A North Carol ina	59	80	33	H Vi rgi ni a	50	49	61	H Fl ori da St.	57	52	133	A Maryl and	72	74								
10	H North Carol ina	63	66	33	N Vi rgi ni a	56	66	63	A Cl emson	62	73	133	H Maryl and	79	72								
				42	H UC Santa Barb.	66	71	63	H Cl emson	63	55	153	A Loyol a Marymount	58	66								
				44	A Ol d Domi ni on	55	79	100	A Seton Hal l	71	61	166	H El on	72	55								
				48	H Washi ngton	78	88					168	A East Caro.	80	56								
				LAST 10 Div				si on I GAMES:															
				33 N Vi rgi ni a				56	66	33 A Vi rgi ni a				54	58								
				3 A Duke				60	86	61 H Fl ori da St.				57	52								
				32 H Georgi a Tech				60	78	10 H North Carol ina				63	66								
				110 H Wake Forest				65	62	133 A Maryl and				72	74								
				63 A Cl emson				62	73	3 H Duke				44	54								

North Carolina:

North Carolina:

### Non-Div I Games:

North Carolina St.

Loss, Non-Conf, S Site, H Home A Away N Neutral



## North Texas

Average RPI Win: 170  
Average RPI Loss: 140

WON-LOST  
RECORD

WINNING  
PCT. RANK

LAST 10  
GAMES

STRENGTH OF  
SCHEDULE

OPP. STRENGTH  
OF SCHEDULE

TEAM  
RPI

ADJ.  
RPI

CONF.  
RPI

ADJ CONF.  
RPI

DIV. I ONLY	12- 16	197	4- 6	116	147	173	174	13	13
DIV. I NON-CONF.	5- 6	174	0- 0	61	141	106	104	14	14

TOTALS RPI 1-25

RPI 26-50

W-L RECORDS

RPI 51-100

RPI 150+

12- 16	0- 1	0- 1	OVERALL	4- 3	6- 8
5- 6	0- 1	0- 0	HOME	3- 0	2- 3
3- 9	0- 0	0- 0	AWAY	1- 3	2- 5
4- 1	0- 0	0- 1	NEUTRAL	0- 0	2- 0
5- 6	0- 1	0- 1	NON-CONFERENCE	1- 1	2- 1
2- 2	0- 1	0- 0	HOME	1- 0	1- 0
0- 3	0- 0	0- 0	AWAY	0- 1	0- 1
3- 1	0- 0	0- 1	NEUTRAL	0- 0	1- 0
7- 10	0- 0	0- 0	CONFERENCE	3- 2	4- 7
3- 4	0- 0	0- 0	HOME	2- 0	1- 3
3- 6	0- 0	0- 0	AWAY	1- 2	2- 4
1- 0	0- 0	0- 0	NEUTRAL	0- 0	1- 0

RPI	S	Opponent	Score
4	H	LSU	43 74

RPI	S	Opponent	Score
36	N	Illinois	68 92

RPI	S	Opponent	Score
52	A	Bayl or	49 83
57	A	Western Ky.	85 89
57	A	Western Ky.	53 65
59	H	Florida Int'l	64 47
62	H	Weber St.	66 65
86	A	South Ala.	60 57
86	H	South Ala.	74 67

RPI	S	Opponent	Score
109	H	Mid dle Tenn.	56 70
130	A	Southern Methodi st	64 68
144	H	Indiana	43 51
147	N	Al corn St.	82 54
148	N	UMKC	65 41
156	A	New Mexi co St.	62 78
156	H	New Mexi co St.	87 67
157	H	Texas-San Antoni o	82 66
195	A	New Orle ans	63 64
195	H	New Orle ans	72 74
196	A	Tex. A&M-Corp. Chri s	46 57
199	A	Arkansas St.	72 92
226	A	Denver	90 81
226	H	Denver	42 55
242	A	La. -Lafayette	57 58
242	H	La. -Lafayette	59 65
301	N	UC Ri versi de	82 66
308	A	Ark. -Li ttle Rock	71 46
308	N	Ark. -Li ttle Rock	70 59

LAST 10 Div sion I GAMES:

57	A	Western Ky.	53 65	195	A	New Orle ans	63 64
308	N	Ark. -Li ttle Rock	70 59	226	A	Denver	90 81
156	H	New Mexi co St.	87 67	57	A	Western Ky.	85 89
242	H	La. -Lafayette	59 65	109	H	Mid dle Tenn.	56 70
86	A	South Ala.	60 57	156	A	New Mexi co St.	62 78

N  
o  
r  
t  
h  
T  
e  
x  
a  
s

N  
o  
r  
t  
h  
T  
e  
x  
a  
s

Non-Di v I Games:

North Texas

Loss, Non-Conf, S Site, H Home A Away N Neutral



# Northeastern

# Through Games Of 2003 FINAL

Average RPI Win:	221	WON-LOST	WINNING	LAST 10	STRENGTH OF	OPP. STRENGTH	TEAM	ADJ.	CONF.	ADJ CONF.
Average RPI Loss:	154	RECORD	PCT. RANK	GAMES	SCHEDULE	OF SCHEDULE	RPI	RPI	RPI	RPI

DIV. I ONLY	8- 20	271	2- 8	150	200	252	251	23	21
DIV. I NON-CONF.	2- 9	283	0- 0	77	166	232	225	23	22

TOTALS	RPI 1-25	RPI 26-50	W-L RECORDS	RPI 51-100	RPI 150+
8- 20	0- 1	0- 1	OVERALL	0- 4	6- 9
6- 7	0- 1	0- 0	HOME	0- 2	4- 3
2- 11	0- 0	0- 1	AWAY	0- 1	2- 6
0- 2	0- 0	0- 0	NEUTRAL	0- 1	0- 0
2- 9	0- 1	0- 1	NON-CONFERENCE	0- 2	2- 3
1- 4	0- 1	0- 0	HOME	0- 1	1- 1
1- 4	0- 0	0- 1	AWAY	0- 0	1- 2
0- 1	0- 0	0- 0	NEUTRAL	0- 1	0- 0
6- 11	0- 0	0- 0	CONFERENCE	0- 2	4- 6
5- 3	0- 0	0- 0	HOME	0- 1	3- 2
1- 7	0- 0	0- 0	AWAY	0- 1	1- 4
0- 1	0- 0	0- 0	NEUTRAL	0- 0	0- 0

RPI S	RPI 1-25	Score	RPI S	RPI 26-50	Score	RPI S	RPI 51-100	Score	RPI S	RPI 101+	Team's RPI: 251
13	H Boston College	48 86	45	A Harvard	70 79	56	H Holy Cross	63 71	122	A Massachusetts	61 77
						70	A Maine	50 64	125	A Vermont	65 76
						70	H Maine	45 60	125	H Vermont	78 72
						87	N Georgetown	66 79	129	H Rhode Island	60 74
									140	A Boston U.	60 71
									140	H Boston U.	72 63
									140	N Boston U.	53 55
									163	H Dartmouth	72 81
									181	A Fairfield	73 63
									186	A Quinnipiac	62 63
									189	A Canisius	73 84
									233	A New Hampshire	58 63
									233	H New Hampshire	78 61
									252	A Binghamton	53 43
									252	H Binghamton	73 80
									255	A Hartford	63 77
									255	H Hartford	70 78
									263	A Stony Brook	55 57
									263	H Stony Brook	73 70
									284	A Albany (N.Y.)	54 64
									284	H Albany (N.Y.)	72 59
									287	H Central Conn. St.	62 29
LAST 10 Division I GAMES:											
140	N Boston U.	53 55	125	A Vermont	65 76						
255	A Hartford	63 77	284	A Albany (N.Y.)	54 64						
140	A Boston U.	60 71	233	H New Hampshire	78 61						
252	H Binghamton	73 80	263	A Stony Brook	55 57						
70	H Maine	45 60	284	H Albany (N.Y.)	72 59						

N  
o  
r  
t  
h  
e  
a  
s  
t  
e  
r  
n

N  
o  
r  
t  
h  
e  
a  
s  
t  
e  
r  
n

Non-Div I Games:

Northeastern

Loss, Non-Conf, S Site, H Home A Away N Neutral



Average RPI Win: 231				WON-LOST RECORD		WINNING PCT. RANK		LAST 10 GAMES		STRENGTH OF SCHEDULE		OPP. STRENGTH OF SCHEDULE		TEAM RPI		ADJ. RPI		CONF. RPI		ADJ CONF. RPI			
Average RPI Loss: 129																							
DIV. I ONLY				13- 15		177		4- 6		219		205		208		206		19		19			
DIV. I NON-CONF.				7- 6		138		0- 0		226		223		181		181		20		20			
TOTALS				RPI 1-25		RPI 26-50		W-L RECORDS		RPI 51-100		RPI 150+											
13- 15				0- 0		0- 1		OVERALL		2- 8		10- 5											
7- 5				0- 0		0- 0		HOME		2- 3		4- 1											
5- 9				0- 0		0- 1		AWAY		0- 4		5- 4											
1- 1				0- 0		0- 0		NEUTRAL		0- 1		1- 0											
7- 6				0- 0		0- 1		NON-CONFERENCE		1- 2		5- 2											
3- 2				0- 0		0- 0		HOME		1- 1		1- 0											
3- 4				0- 0		0- 1		AWAY		0- 1		3- 2											
1- 0				0- 0		0- 0		NEUTRAL		0- 0		1- 0											
6- 9				0- 0		0- 0		CONFERENCE		1- 6		5- 3											
4- 3				0- 0		0- 0		HOME		1- 2		3- 1											
2- 5				0- 0		0- 0		AWAY		0- 3		2- 2											
0- 1				0- 0		0- 0		NEUTRAL		0- 1		0- 0											
RPI 1-25				RPI 26-50		RPI 51-100		Team's RPI: 206															
RPI S	Opponent			Score	RPI S	Opponent			Score	RPI S	Opponent			Score	RPI S	Opponent			Score				
28	A	Utah			40	55	61	H	Florida St.			79	69	111	H	UNLV			85	76			
							62	A	Weber St.			54	86	137	H	Wichi ta St.			73	78			
							62	H	Weber St.			68	65	191	A	Paci fi c (Cal. )			59	58			
							67	A	Southern Cal i forni a			55	63	193	A	Eastern Wash.			77	79			
							81	H	Wyomi ng			51	56	193	H	Eastern Wash.			52	59			
							82	A	Montana St.			78	86	196	A	Tex. A&M-Corp. Chris			58	60			
							82	H	Montana St.			75	78	237	A	Portland St.			56	63			
							98	A	Montana			64	79	237	H	Portland St.			65	42			
							98	H	Montana			47	69	243	H	Long Beach St.			76	54			
							98	N	Montana			58	65	272	A	Idaho St.			59	56			
														272	H	Idaho St.			82	60			
														280	A	Southern Utah			67	68			
														301	A	UC Ri versi de			78	51			
														305	N	Tex. -Pan American			69	56			
														315	A	Cal St. Northridge			79	64			
														319	A	Sacramento St.			75	64			
														319	H	Sacramento St.			73	44			
				LAST 10 Di v				sion I GAMES:															
							98	N	Montana			58	65	272	H	Idaho St.			82	60			
							319	A	Sacramento St.			75	64	193	A	Eastern Wash.			77	79			
							98	A	Montana			64	79	237	A	Portland St.			56	63			
							82	A	Montana St.			78	86	319	H	Sacramento St.			73	44			
							62	H	Weber St.			68	65	82	H	Montana St.			75	78			



Through Games Of 2008 Final																			
Average RPI Win: 207		WON-LOST RECORD		WINNING PCT. RANK		LAST 10 GAMES		STRENGTH OF SCHEDULE		OPP. STRENGTH OF SCHEDULE		TEAM RPI		ADJ. RPI		CONF. RPI		ADJ CONF. RPI	
Average RPI Loss: 116																			
DIV. I ONLY		12- 16		197		4- 6		147		136		181		177		15		15	
DIV. I NON-CONF.		4- 7		220		0- 0		118		81		177		174		15		15	
TOTALS		RPI 1-25		RPI 26-50		W-L RECORDS		RPI 51-100		RPI 150+									
12- 16		0- 1		0- 1		OVERALL		1- 6		10- 4									
8- 6		0- 1		0- 0		HOME		1- 3		7- 1									
3- 10		0- 0		0- 1		AWAY		0- 3		2- 3									
1- 0		0- 0		0- 0		NEUTRAL		0- 0		1- 0									
4- 7		0- 1		0- 1		NON-CONFERENCE		0- 2		4- 1									
3- 2		0- 1		0- 0		HOME		0- 1		3- 0									
0- 5		0- 0		0- 1		AWAY		0- 1		0- 1									
1- 0		0- 0		0- 0		NEUTRAL		0- 0		1- 0									
8- 9		0- 0		0- 0		CONFERENCE		1- 4		6- 3									
5- 4		0- 0		0- 0		HOME		1- 2		4- 1									
3- 5		0- 0		0- 0		AWAY		0- 2		2- 2									
0- 0		0- 0		0- 0		NEUTRAL		0- 0		0- 0									
RPI 1-25		RPI 26-50		RPI 51-100		RPI 101+		Team's RPI: 177											
RPI S	Opponent	Score	RPI S	Opponent	Score	RPI S	Opponent	Score	RPI S	Opponent	Score								
9	H Kansas St.	58 63	35	A DePaul	65 79	72	A Ball St.	71 74	103	A Dayton	67 78								
						72	H Ball St.	58 67	117	H Mi ami (Ohi o)	64 70								
						82	A Montana St.	61 71	121	A Ari zona St.	62 70								
						84	H Tol edo	69 57	135	A Buffal o	76 64								
						89	H Northern Iowa	52 67	138	A Kent St.	72 76								
						95	A Western Mi ch.	48 81	151	H Bradley	62 59								
						95	H Western Mi ch.	67 83	169	A Wi s. -Mi l waukee	64 69								
									171	H Wi sconsi n	49 47								
									173	N San Jose St.	78 72								
									180	A Eastern Mi ch.	43 62								
									222	H Marshal l	81 74								
									222	H Marshal l	58 70								
									248	A Bowl ing Green	73 72								
									248	H Bowl ing Green	78 58								
									249	A Ohi o	61 60								
									250	A Central Mi ch.	62 70								
									250	H Central Mi ch.	49 43								
									254	H Illi noi s St.	80 48								
									302	H Akron	45 42								
LAST 10 Division I GAMES:																			
						222	H Marshal l	58 70	302	H Akron	45 42								
						95	H Western Mi ch.	67 83	117	H Mi ami (Ohi o)	64 70								
						84	H Tol edo	69 57	135	A Buffal o	76 64								
						250	A Central Mi ch.	62 70	72	H Ball St.	58 67								
						180	A Eastern Mi ch.	43 62	248	A Bowl ing Green	73 72								

Northern Illinois

Northern Illinois

### Non-Div I Games:

Northern Ill.

Loss, Non-Conf, S Site, H Home A Away N Neutral



Average RPI Win: 175				WON-LOST RECORD		WINNING PCT. RANK		LAST 10 GAMES		STRENGTH OF SCHEDULE		OPP. STRENGTH OF SCHEDULE		TEAM RPI		ADJ. RPI		CONF. RPI		ADJ CONF. RPI			
Average RPI Loss: 77																							
DIV. I ONLY				18- 12		98		7- 3		109		111		92		89		11		11			
DIV. I NON-CONF.				5- 5		150		0- 1		135		92		132		131		12		12			
TOTALS				RPI 1-25		RPI 26-50		W-L RECORDS		RPI 51-100				RPI 150+									
18- 12				0- 1		1- 1		OVERALL		1- 7				11- 1									
10- 3				0- 1		1- 0		HOME		1- 2				5- 0									
6- 8				0- 0		0- 1		AWAY		0- 4				4- 1									
2- 1				0- 0		0- 0		NEUTRAL		0- 1				2- 0									
5- 5				0- 1		0- 0		NON-CONFERENCE		0- 3				3- 0									
2- 2				0- 1		0- 0		HOME		0- 1				1- 0									
2- 3				0- 0		0- 0		AWAY		0- 2				1- 0									
1- 0				0- 0		0- 0		NEUTRAL		0- 0				1- 0									
13- 7				0- 0		1- 1		CONFERENCE		1- 4				8- 1									
8- 1				0- 0		1- 0		HOME		1- 1				4- 0									
4- 5				0- 0		0- 1		AWAY		0- 2				3- 1									
1- 1				0- 0		0- 0		NEUTRAL		0- 1				1- 0									
RPI 1-25				RPI 26-50				RPI 51-100				Team's RPI: 89				RPI 101+							
RPI S	Opponent		Score		RPI S	Opponent		Score		RPI S	Opponent		Score		RPI S	Opponent		Score					
24	H	Minnesota	62	69	50	A	Creighton	65	86	52	A	Baylor	56	58	107	A	Houston	74	92				
					50	H	Creighton	63	55	53	A	Iowa	68	98	108	H	Iowa St.	65	58				
										71	H	Missouri	77	89	115	A	Drake	51	62				
										75	A	Indiana St.	73	101	115	H	Drake	53	50				
										75	H	Indiana St.	88	90	137	A	Wichita St.	78	64				
										75	N	Indiana St.	54	83	137	H	Wichita St.	77	58				
										78	A	Southwest Mo. St.	51	90	148	A	UMKC	74	66				
										78	H	Southwest Mo. St.	91	81	151	A	Bradley	72	76				
															151	H	Bradley	80	64				
															151	N	Bradley	72	62				
															177	A	Northern Ill.	67	52				
															184	A	Evansville	72	66				
															184	H	Evansville	74	55				
															199	H	Arkansas St.	70	66				
															254	A	Illinois St.	71	59				
															254	H	Illinois St.	69	55				
															260	A	Southern Ill.	74	69				
															260	H	Southern Ill.	83	53				
															300	N	Sam Houston St.	88	49				
				LAST 10 Division I GAMES:																			
					52	A	Baylor	56	58	260	A	Southern Ill.	74	69									
					75	N	Indiana St.	54	83	184	A	Evansville	72	66									
					151	N	Bradley	72	62	137	H	Wichita St.	77	58									
					50	H	Creighton	63	55	78	H	Southwest Mo. St.	91	81									
					115	H	Drake	53	50	151	A	Bradley	72	76									



## Northwestern

## Through Games Of 2003 FINAL

Average RPI Win:	161	WON-LOST	WINNING	LAST 10	STRENGTH OF	OPP. STRENGTH	TEAM	ADJ.	CONF.	ADJ CONF.
Average RPI Loss:	70	RECORD	PCT. RANK	GAMES	SCHEDULE	OF SCHEDULE	RPI	RPI	RPI	RPI

DIV. I ONLY	8- 20	271	2- 8	59	56	175	175	4	4
DIV. I NON-CONF.	5- 6	174	0- 0	165	155	171	172	3	3

TOTALS	RPI 1-25	RPI 26-50	W-L RECORDS	RPI 51-100	RPI 150+
8- 20	0- 8	0- 2	OVERALL	3- 4	4- 3
6- 7	0- 4	0- 0	HOME	2- 0	3- 2
0- 12	0- 4	0- 2	AWAY	0- 3	0- 1
2- 1	0- 0	0- 0	NEUTRAL	1- 1	1- 0
5- 6	0- 1	0- 1	NON-CONFERENCE	1- 0	4- 2
3- 2	0- 0	0- 0	HOME	0- 0	3- 1
0- 4	0- 1	0- 1	AWAY	0- 0	0- 1
2- 0	0- 0	0- 0	NEUTRAL	1- 0	1- 0
3- 14	0- 7	0- 1	CONFERENCE	2- 4	0- 1
3- 5	0- 4	0- 0	HOME	2- 0	0- 1
0- 8	0- 3	0- 1	AWAY	0- 3	0- 0
0- 1	0- 0	0- 0	NEUTRAL	0- 1	0- 0

RPI 1-25				RPI 26-50				RPI 51-100				RPI 101+				Team's RPI: 175	
RPI	S	Opponent	Score	RPI	S	Opponent	Score	RPI	S	Opponent	Score	RPI	S	Opponent	Score		
8	A	Purdue	56 74	35	A	DePaul	51 70	53	A	Iowa	60 72	103	H	Dayton	49 56		
8	H	Purdue	60 76	36	A	Illinois	58 60	53	N	Iowa	58 70	115	A	Drake	35 68		
16	H	Penn St.	63 79					58	A	Michigan St.	43 75	144	A	Indiana	52 62		
17	A	Rutgers	50 62					58	H	Michigan St.	52 46	144	H	Indiana	50 46		
20	A	Ohio St.	49 82					60	N	Richmond	68 65	171	H	Wisconsin	49 66		
20	H	Ohio St.	42 63					90	A	Michigan	50 65	179	H	UAB	57 43		
24	A	Minnesota	56 67					90	H	Michigan	67 38	185	H	Ill. -Chicago	53 58		
24	H	Minnesota	61 64									209	N	Morehead St.	76 66		
												226	A	Denver	53 66		
												260	H	Southern Ill.	75 62		
												291	H	Yale	54 44		
LAST 10 Division I GAMES:																	
				53	N	Iowa	58 70	90	H	Michigan	67 38						
				58	A	Michigan St.	43 75	8	A	Purdue	56 74						
				36	A	Illinois	58 60	24	A	Minnesota	56 67						
				144	H	Indiana	50 46	171	H	Wisconsin	49 66						
				24	H	Minnesota	61 64	8	H	Purdue	60 76						

Northwestern

Northwestern

Non-Div I Games:

Northwestern

Loss, 
Non-Conf, S Site, 
H Home
A Away
N Neutral



Average RPI Win:	244	WON-LOST	WINNING	LAST 10	STRENGTH OF	OPP. STRENGTH	TEAM	ADJ.	CONF.	ADJ CONF.
Average RPI Loss:	179	RECORD	PCT. RANK	GAMES	SCHEDULE	OF SCHEDULE	RPI	RPI	RPI	RPI

DIV. I ONLY	17- 10	84	6- 4	306	264	190	192	27	27
DIV. I NON-CONF.	3- 3	150	0- 0	265	82	204	204	26	26

TOTALS	RPI 1-25	RPI 26-50	W-L RECORDS	RPI 51-100	RPI 150+
17- 10	0- 1	0- 0	OVERALL	0- 1	17- 8
8- 4	0- 0	0- 0	HOME	0- 0	8- 4
8- 3	0- 0	0- 0	AWAY	0- 0	8- 3
1- 3	0- 1	0- 0	NEUTRAL	0- 1	1- 1
3- 3	0- 1	0- 0	NON-CONFERENCE	0- 1	3- 1
1- 0	0- 0	0- 0	HOME	0- 0	1- 0
1- 0	0- 0	0- 0	AWAY	0- 0	1- 0
1- 3	0- 1	0- 0	NEUTRAL	0- 1	1- 1
14- 7	0- 0	0- 0	CONFERENCE	0- 0	14- 7
7- 4	0- 0	0- 0	HOME	0- 0	7- 4
7- 3	0- 0	0- 0	AWAY	0- 0	7- 3
0- 0	0- 0	0- 0	NEUTRAL	0- 0	0- 0

RPI S	Opponent	Score	RPI S	Opponent	Score	RPI S	Opponent	Score	RPI S	Opponent	Score
18 N	Arkansas	60 <b>79</b>				66 N	UCLA	74 <b>82</b>	157	A Texas-San Antonio	54 <b>68</b>
									157	H Texas-San Antonio	60 <b>69</b>
									158	A Texas A&M	65 59
									161	A Southwest Tex. St.	64 59
									161	H Southwest Tex. St.	85 68
									162	A Stephen F. Austin	73 <b>80</b>
									162	H Stephen F. Austin	94 74
									214	N UTEP	73 <b>84</b>
									218	A La. -Monroe	75 71
									218	H La. -Monroe	71 <b>80</b>
									218	H La. -Monroe	62 <b>71</b>
									221	A Texas-Arlington	70 53
									221	H Texas-Arlington	63 59
									259	H Prairie View	81 55
									269	A Nicholls St.	75 52
									269	H Nicholls St.	81 55
									272	N Idaho St.	97 84
									277	A McNeese St.	65 53
									277	H McNeese St.	74 <b>77</b>
									281	A Southeastern La.	75 50
									281	H Southeastern La.	65 44
									300	A Sam Houston St.	69 <b>77</b>
									300	H Sam Houston St.	82 62
									320	A Lamar	85 65
									320	H Lamar	79 43
LAST 10 Division I GAMES:											
218	H La. -Monroe	62 <b>71</b>	218	A La. -Monroe	75 71						
162	A Stephen F. Austin	73 <b>80</b>	269	A Nicholls St.	75 52						
221	A Texas-Arlington	70 53	218	H La. -Monroe	71 <b>80</b>						
300	H Sam Houston St.	82 62	277	H McNeese St.	74 <b>77</b>						
320	H Lamar	79 43	161	A Southwest Tex. St.	64 59						

Non-Div I Games: Henderson St. 68 **73**

Northwestern St.

Loss, 
Non-Conf, S Site, 
H Home
A Away 
N Neutral



Average RPI Win: 115		WON-LOST	WINNING	LAST 10	STRENGTH OF	OPP. STRENGTH	TEAM	ADJ.	CONF.	ADJ CONF.
Average RPI Loss: 16		RECORD	PCT. RANK	GAMES	SCHEDULE	OF SCHEDULE	RPI	RPI	RPI	RPI
DIV. I ONLY		21- 11	65	7- 3	15	17	25	22	3	3
DIV. I NON-CONF.		10- 4	50	2- 1	27	20	18	17	4	4
TOTALS		RPI 1-25	RPI 26-50	W-L RECORDS	RPI 51-100	RPI 150+				
21- 11		2- 9	2- 1	OVERALL	5- 1	5- 0				
9- 4		0- 3	1- 0	HOME	3- 1	3- 0				
10- 4		2- 3	0- 1	AWAY	2- 0	2- 0				
2- 3		0- 3	1- 0	NEUTRAL	0- 0	0- 0				
10- 4		1- 3	2- 1	NON-CONFERENCE	3- 0	2- 0				
4- 1		0- 1	1- 0	HOME	1- 0	2- 0				
5- 1		1- 0	0- 1	AWAY	2- 0	0- 0				
1- 2		0- 2	1- 0	NEUTRAL	0- 0	0- 0				
11- 7		1- 6	0- 0	CONFERENCE	2- 1	3- 0				
5- 3		0- 2	0- 0	HOME	2- 1	1- 0				
5- 3		1- 3	0- 0	AWAY	0- 0	2- 0				
1- 1		0- 1	0- 0	NEUTRAL	0- 0	0- 0				

RPI 1-25		Team's RPI: 22		RPI 26-50		RPI 51-100		RPI 101+		
RPI	S Opponent	Score		RPI	S Opponent	Score		RPI	S Opponent	Score
1	N Tennessee	61	77	29	N Ari zona	59 47		65	H Mi ami (Fl a.)	70 80
2	A Connecti cut	59	77	35	A DePaul	59 75		67	A Southern	69 57
2	H Connecti cut	53	72	47	H Col orado St.	46 45			Cal i forni a	
5	A Villanova	58	56					68	H Temple	84 61
5	N Villanova	39	50					80	A Marquette	75 68
8	H Purdue	54	71					87	H Georgetown	74 49
8	N Purdue	47	66					100	H Seton Hall	62 60
9	A Kansas St.	59	53							
13	A Boston Col lege	48	76							
17	H Rutgers	61	64							
25	A Vi rgi ni a Tech	50	53							

LAST 10 Div		sion I GAMES:	
8	N Purdue	47	66
9	A Kansas St.	59	53
29	N Ari zona	59	47
5	N Villanova	39	50
127	N Pi ttsburgh	73	65
118	A Syracuse	62	54
100	H Seton Hall	62	60
127	H Pi ttsburgh	77	69
2	A Connecti cut	59	77
172	A Provi dence	67	61

Non-Di v I Games:

Notre Dame

Loss, Non-Conf, S Site, H Home A Away N Neutral



Average RPI Win: 193		WON-LOST RECORD	WINNING PCT. RANK	LAST 10 GAMES	STRENGTH OF SCHEDULE	OPP. STRENGTH OF SCHEDULE	TEAM RPI	ADJ. RPI	CONF. RPI	ADJ CONF. RPI
Average RPI Loss: 142										
DIV. I ONLY		12- 16	197	5- 5	167	159	197	194	17	17
DIV. I NON-CONF.		3- 8	254	0- 0	176	115	240	235	18	18
TOTALS		RPI 1-25	RPI 26-50	W-L RECORDS	RPI 51-100	RPI 150+				
12- 16		0- 1	0- 0	OVERALL	1- 4	7- 6				
7- 6		0- 0	0- 0	HOME	1- 2	4- 3				
2- 8		0- 1	0- 0	AWAY	0- 1	2- 3				
3- 2		0- 0	0- 0	NEUTRAL	0- 1	1- 0				
3- 8		0- 1	0- 0	NON-CONFERENCE	0- 3	2- 2				
2- 4		0- 0	0- 0	HOME	0- 2	2- 1				
0- 3		0- 1	0- 0	AWAY	0- 0	0- 1				
1- 1		0- 0	0- 0	NEUTRAL	0- 1	0- 0				
9- 8		0- 0	0- 0	CONFERENCE	1- 1	5- 4				
5- 2		0- 0	0- 0	HOME	1- 0	2- 2				
2- 5		0- 0	0- 0	AWAY	0- 1	2- 2				
2- 1		0- 0	0- 0	NEUTRAL	0- 0	1- 0				
RPI S		RPI 1-25	RPI S	RPI 26-50	RPI S	RPI 51-100	RPI S	RPI 101+	Team's RPI : 194	
Opponent		Score	Opponent	Score	Opponent		Score	Opponent	Score	
19	A Georgi a	56 99			58	H Mi chi gan St.	77 88	105	N Mi ssi ssi ppi	54 52
					63	N Cl emson	67 70	113	H Ni agara	63 71
					69	A Western Ill.	54 83	114	A Val parai so	54 77
					69	H Western Ill.	63 45	114	H Val parai so	53 46
					90	H Mi chi gan	65 96	114	N Val parai so	46 48
								135	A Buffal o	52 58
								148	A UMKC	63 69
								148	H UMKC	70 56
								148	N UMKC	81 62
								155	A Oral Roberts	66 88
								155	H Oral Roberts	63 67
								224	H San Di ego	65 57
								235	A Chi cago St.	60 55
								235	H Chi cago St.	72 62
								235	N Chi cago St.	60 52
								245	H Detroit	65 58
								248	H Bowl ing Green	69 70
								250	A Central Mi ch.	39 61
								273	A IUPUI	65 76
								273	H IUPUI	68 70
								280	A Southern Utah	69 67
								280	H Southern Utah	92 64
LAST 10 Div				sion I GAMES:						
114	N Val parai so	46 48	114	A Val parai so	54 77					
235	N Chi cago St.	60 52	69	A Western Ill.	54 83					
148	N UMKC	81 62	155	H Oral Roberts	63 67					
235	H Chi cago St.	72 62	148	H UMKC	70 56					
280	H Southern Utah	92 64	273	H IUPUI	68 70					

Non-Div I Games: Pikeville 94 68

Oakland



Average RPI Win: 244		WON-LOST RECORD	WINNING PCT. RANK	LAST 10 GAMES	STRENGTH OF SCHEDULE	OPP. STRENGTH OF SCHEDULE	TEAM RPI	ADJ. RPI	CONF. RPI	ADJ. CONF. RPI
DIV. I ONLY		9- 19	254	4- 6	179	177	249	249	15	15
DIV. I NON-CONF.		4- 7	220	0- 0	141	213	201	203	15	15
TOTALS		RPI 1-25	RPI 26-50	W-L RECORDS	RPI 51-100	RPI 150+				
9- 19		0- 2	0- 1	OVERALL	1- 2	8- 7				
4- 9		0- 1	0- 0	HOME	1- 0	3- 4				
4- 10		0- 1	0- 1	AWAY	0- 2	4- 3				
1- 0		0- 0	0- 0	NEUTRAL	0- 0	1- 0				
4- 7		0- 2	0- 1	NON-CONFERENCE	0- 0	4- 3				
1- 4		0- 1	0- 0	HOME	0- 0	1- 2				
2- 3		0- 1	0- 1	AWAY	0- 0	2- 1				
1- 0		0- 0	0- 0	NEUTRAL	0- 0	1- 0				
5- 12		0- 0	0- 0	CONFERENCE	1- 2	4- 4				
3- 5		0- 0	0- 0	HOME	1- 0	2- 2				
2- 7		0- 0	0- 0	AWAY	0- 2	2- 2				
0- 0		0- 0	0- 0	NEUTRAL	0- 0	0- 0				

RPI 1-25		RPI 26-50		RPI 51-100		RPI 101+ Team's RPI: 249		
RPI	Opponent	Score	RPI	Opponent	Score	RPI	Opponent	Score
4	A LSU	57 85	49	A Austin Peay	38 69	72	A Ball St.	71 83
20	H Ohio St.	36 64				84	A Toledo	46 55
						95	H Western Mi ch.	75 64

Non-Div I Games:

Ohio



Average RPI Win: 101		WON-LOST	WINNING	LAST 10	STRENGTH OF	OPP. STRENGTH	TEAM	ADJ.	CONF.	ADJ CONF.
Average RPI Loss: 35		RECORD	PCT. RANK	GAMES	SCHEDULE	OF SCHEDULE	RPI	RPI	RPI	RPI
DIV. I ONLY	21- 10	54	5- 5	14	23	20	20	4	4	
DIV. I NON-CONF.	9- 3	38	1- 1	13	48	13	12	3	3	
TOTALS	RPI 1-25	RPI 26-50	W-L RECORDS	RPI 51-100	RPI 150+					
21- 10	4- 6	4- 2	OVERALL	6- 1	7- 0					
13- 1	3- 1	4- 0	HOME	3- 0	3- 0					
4- 7	0- 3	0- 2	AWAY	1- 1	3- 0					
4- 2	1- 2	0- 0	NEUTRAL	2- 0	1- 0					
9- 3	1- 2	3- 1	NON-CONFERENCE	2- 0	3- 0					
5- 1	1- 1	3- 0	HOME	0- 0	1- 0					
2- 1	0- 0	0- 1	AWAY	1- 0	1- 0					
2- 1	0- 1	0- 0	NEUTRAL	1- 0	1- 0					
12- 7	3- 4	1- 1	CONFERENCE	4- 1	4- 0					
8- 0	2- 0	1- 0	HOME	3- 0	2- 0					
2- 6	0- 3	0- 1	AWAY	0- 1	2- 0					
2- 1	1- 1	0- 0	NEUTRAL	1- 0	0- 0					
RPI S Opponent	RPI 1-25 Team's RPI: 20 Score	RPI S Opponent	Score	RPI S Opponent	Score	RPI S Opponent	Score	RPI S Opponent	Score	
5 N Villanova	51 58	29 H Arizona	84 65	53 H Iowa	74 59	144 A Indiana	50 54			
6 H Texas	70 66	33 H Virginia	73 60	58 A Michigan St.	64 65	171 A Wisconsin	57 42			
8 A Purdue	62 67	36 A Illinois	54 58	58 H Michigan St.	70 65	171 H Wisconsin	63 40			
8 H Purdue	56 51	36 H Illinois	82 74	58 N Michigan St.	71 55	175 A Northwestern	63 42			
8 N Purdue	65 67	38 A Wis.-Green Bay	64 74	62 N Weber St.	66 44	175 H Northwestern	82 49			
14 H Louisiana Tech	61 74	49 H Austin Peay	76 60	90 H Michigan	70 55	249 A Ohio	64 36			
16 A Penn St.	53 68			97 A Duquesne	88 48	255 N Hartford	77 49			
16 N Penn St.	72 61					298 H Youngstown St.	76 45			
24 A Minnesota	50 73									
24 H Minnesota	66 58									
LAST 10 Division I GAMES:										
14 H Louisiana Tech	61 74	90 H Michigan	70 55							
62 N Weber St.	66 44	8 H Purdue	56 51							
8 N Purdue	65 67	36 A Illinois	54 58							
16 N Penn St.	72 61	24 A Minnesota	50 73							
58 N Michigan St.	71 55	58 A Michigan St.	64 65							

Non-Div I Games: Wayne St. (Mich. 100 57)

Ohio St.



Average RPI Win: 128		WON-LOST	WINNING	LAST 10	STRENGTH OF	OPP. STRENGTH	TEAM	ADJ.	CONF.	ADJ CONF.
Average RPI Loss: 32		RECORD	PCT. RANK	GAMES	SCHEDULE	OF SCHEDULE	RPI	RPI	RPI	RPI
DIV. I ONLY	19- 13		101	5- 5	20	24	33	34	5	5
DIV. I NON-CONF.	9- 5		84	0- 1	16	40	33	32	5	5
TOTALS	RPI 1-25		RPI 26-50	W-L RECORDS		RPI 51-100			RPI 150+	
19- 13	1- 9		1- 2	OVERALL		3- 0			6- 1	
8- 5	0- 4		0- 0	HOME		2- 0			3- 0	
7- 6	0- 4		1- 1	AWAY		1- 0			1- 1	
4- 2	1- 1		0- 1	NEUTRAL		0- 0			2- 0	
9- 5	1- 4		1- 0	NON-CONFERENCE		0- 0			3- 0	
3- 2	0- 1		0- 0	HOME		0- 0			2- 0	
3- 2	0- 2		1- 0	AWAY		0- 0			0- 0	
3- 1	1- 1		0- 0	NEUTRAL		0- 0			1- 0	
10- 8	0- 5		0- 2	CONFERENCE		3- 0			3- 1	
5- 3	0- 3		0- 0	HOME		2- 0			1- 0	
4- 4	0- 2		0- 1	AWAY		1- 0			1- 1	
1- 1	0- 0		0- 1	NEUTRAL		0- 0			1- 0	
RPI S Opponent	RPI 1-25 Score		RPI S Opponent	RPI 26-50 Score	Team's RPI: 34	RPI S Opponent	RPI 51-100 Score		RPI S Opponent	RPI 101+ Score
1 A Tennessee	68 94		26 A Colorado	57 61		52 A Baylor	65 64		108 H Iowa St.	61 48
2 N Connecticut	60 73		26 N Colorado	68 73		52 H Baylor	78 64		130 H Southern Methodist	68 71
6 A Texas	66 78		31 A TCU	68 64		71 H Missouri	74 69		132 A Tulsa	65 61
6 H Texas	54 60								136 H Southeast Mo. St.	87 59
7 A Texas Tech	48 59								137 A Wichita St.	70 64
7 H Texas Tech	71 80								142 A Oklahoma St.	71 57
9 H Kansas St.	45 74								142 H Oklahoma St.	87 71
10 N North Carolina	66 63								143 N Fordham	90 62
15 A Stanford	38 58								146 A Kansas	61 49
23 H George Washington	61 71								155 N Oral Roberts	70 42
									158 A Texas A&M	61 69
									158 H Texas A&M	77 39
									162 H Stephen F. Austin	77 55
									182 A Nebraska	57 43
									182 N Nebraska	71 51
									300 H Sam Houston St.	79 52
LAST 10 Division I GAMES:										
			23 H George Washington	61 71		71 H Missouri	74 69			
			26 N Colorado	68 73		108 H Iowa St.	61 48			
			182 N Nebraska	71 51		7 A Texas Tech	48 59			
			6 A Texas	66 78		26 A Colorado	57 61			
			142 A Oklahoma St.	71 57		52 H Baylor	78 64			

Non-Div I Games:

Oklahoma

■ Loss, 
 ■ Non-Conf, 
 ■ S Site, 
 ■ H Home 
 ■ A Away 
 N Neutral



Oklahoma St.				Through Games Of 2009 FIVBL									
Average RPI Win:	136	WON-LOST RECORD	WINNING PCT. RANK	LAST 10 GAMES	STRENGTH OF SCHEDULE	OPP. STRENGTH OF SCHEDULE	TEAM RPI	ADJ. RPI	CONF. RPI	ADJ CONF. RPI			
Average RPI Loss:	74												
DIV. I ONLY	8- 21	280	3- 7		26	49	145	142	5	5			
DIV. I NON-CONF.	4- 7	220	0- 0		80	183	164	164	5	5			
<hr/>													
TOTALS	RPI 1-25		RPI 26-50		W-L RECORDS		RPI 51-100		RPI 150+				
8- 21	1- 6		0- 4		OVERALL		2- 3		4- 5				
4- 8	1- 2		0- 3		HOME		1- 0		1- 2				
1- 9	0- 3		0- 1		AWAY		0- 3		1- 0				
3- 4	0- 1		0- 0		NEUTRAL		1- 0		2- 3				
4- 7	1- 0		0- 1		NON-CONFERENCE		0- 1		3- 3				
2- 2	1- 0		0- 1		HOME		0- 0		1- 0				
0- 2	0- 0		0- 0		AWAY		0- 1		0- 0				
2- 3	0- 0		0- 0		NEUTRAL		0- 0		2- 3				
4- 14	0- 6		0- 3		CONFERENCE		2- 2		1- 2				
2- 6	0- 2		0- 2		HOME		1- 0		0- 2				
1- 7	0- 3		0- 1		AWAY		0- 2		1- 0				
1- 1	0- 1		0- 0		NEUTRAL		1- 0		0- 0				
<hr/>													
RPI 1-25		RPI 26-50			RPI 51-100			RPI 101+ Team's RPI: 142					
RPI S	Opponent	Score	RPI S	Opponent	Score	RPI S	Opponent	Score	RPI S	Opponent	Score		
6	A Texas	44 77	26	H Col orado	50 64	52	A Bayl or	46 89	108	A Iowa St.	55 79		
6	H Texas	70 72	34	A Okl ahoma	71 87	52	H Bayl or	64 55	132	A Tul sa	55 75		
7	A Texas Tech	45 95	34	H Okl ahoma	57 71	58	A Mi chi gan St.	39 91	137	H Wi chi ta St.	66 76		
7	H Texas Tech	48 83	43	H Pepperdi ne	64 67	71	A Mi ssouri	65 87	146	H Kansas	60 56		
7	N Texas Tech	52 75				71	N Mi ssouri	56 54	155	N Oral Roberts	47 67		
9	A Kansas St.	46 64							155	N Oral Roberts	65 72		
18	H Arkansas	60 58							157	N Texas-San Antoni o	53 47		
									158	A Texas A&M	68 48		
									158	H Texas A&M	54 69		
									169	N Wi s. -Mi l waukee	77 84		
									182	H Nebraska	59 73		
									237	N Portland St.	68 51		
									250	H Central Mi ch.	66 57		
<hr/>													
LAST 10 Div						si on I GAMES:							
7 N Texas Tech						52 75	7 H Texas Tech						48 83
71 N Mi ssouri						56 54	52 H Bayl or						64 55
52 A Bayl or						46 89	9 A Kansas St.						46 64
34 H Okl ahoma						57 71	6 H Texas						70 72
158 A Texas A&M						68 48	34 A Okl ahoma						71 87

Okla ahoma St.



Average RPI Win: 175		WON-LOST	WINNING	LAST 10	STRENGTH OF	OPP. STRENGTH	TEAM	ADJ.	CONF.	ADJ CONF.
Average RPI Loss: 47		RECORD	PCT. RANK	GAMES	SCHEDULE	OF SCHEDULE	RPI	RPI	RPI	RPI
DIV. I ONLY	21- 11	65	9- 1	47	103	47	44	16	16	
DIV. I NON-CONF.	3- 8	254	0- 1	3	1	58	54	16	16	
TOTALS	RPI 1-25	RPI 26-50	W-L RECORDS	RPI 51-100	RPI 150+					
21- 11	1- 7	0- 1	OVERALL	6- 1	10- 1					
14- 4	1- 3	0- 1	HOME	4- 0	6- 0					
6- 5	0- 2	0- 0	AWAY	1- 1	4- 1					
1- 2	0- 2	0- 0	NEUTRAL	1- 0	0- 0					
3- 8	1- 7	0- 1	NON-CONFERENCE	2- 0	0- 0					
2- 4	1- 3	0- 1	HOME	1- 0	0- 0					
0- 2	0- 2	0- 0	AWAY	0- 0	0- 0					
1- 2	0- 2	0- 0	NEUTRAL	1- 0	0- 0					
18- 3	0- 0	0- 0	CONFERENCE	4- 1	10- 1					
12- 0	0- 0	0- 0	HOME	3- 0	6- 0					
6- 3	0- 0	0- 0	AWAY	1- 1	4- 1					
0- 0	0- 0	0- 0	NEUTRAL	0- 0	0- 0					
RPI S Opponent Score	RPI 1-25	RPI 26-50	Team's RPI: 44	RPI 51-100	RPI 101+					
1 H Tennessee 63 91		33 H Virginia 55 63		76 A Delaware 50 58	134 A James Madison 95 98					
3 N Duke 52 65				76 H Delaware 73 62	134 H James Madison 58 48					
10 A North Carolina 54 90				76 H Delaware 66 58	134 H James Madison 71 55					
13 H Boston College 72 73				79 H North Carolina St. 79 55	139 A George Mason 73 69					
16 A Penn St. 74 81				83 N Hampton 90 54	139 H George Mason 70 60					
17 H Rutgers 59 67				93 A UNC Wilmington 51 48	200 A Va. Commonwealth 56 67					
18 N Arkansas 49 54				93 H UNC Wilmington 71 58	200 H Va. Commonwealth 73 56					
25 H Virginia Tech 63 49					213 A Drexel 54 52					
					213 H Drexel 71 57					
					262 A William & Mary 67 49					
					262 H William & Mary 83 44					
					278 A Hofstra 99 69					
					278 H Hofstra 81 49					
					278 H Hofstra 88 46					
					313 A Towson 69 48					
					313 H Towson 72 46					
LAST 10 Division I GAMES:										
13 H Boston College 72 73		93 A UNC Wilmington 51 48		262 H William & Mary 83 44						
76 H Delaware 66 58		313 H Towson 72 46		139 H George Mason 70 60						
134 H James Madison 71 55		213 H Drexel 71 57								
278 H Hofstra 88 46										
262 A William & Mary 67 49										

Non-Div I Games:

Old Dominion



Oral Roberts

Through Games Of 2003 FINAL

Overall Record				Winning Pct. Rank		Last 10 Games		Strength of Schedule		Opp. Strength of Schedule		Team RPI		Adj. RPI		Conf. RPI		Adj. Conf. RPI	
Average RPI Win: 218				WON-LOST RECORD		LAST 10 GAMES		STRENGTH OF SCHEDULE		OPP. STRENGTH OF SCHEDULE		TEAM RPI		ADJ. RPI		CONF. RPI		ADJ. CONF. RPI	
Average RPI Loss: 127																			
DIV. I ONLY				16- 10		93		4- 6		262		163		153		155		17	
DIV. I NON-CONF.				9- 2		20		0- 0		261		168		91		95		18	
TOTALS				RPI 1-25		RPI 26-50		W-L RECORDS		RPI 51-100				RPI 150+					
16- 10				0- 0		0- 1		OVERALL		0- 2				12- 2					
8- 3				0- 0		0- 0		HOME		0- 1				6- 0					
5- 5				0- 0		0- 0		AWAY		0- 1				5- 2					
3- 2				0- 0		0- 1		NEUTRAL		0- 0				1- 0					
9- 2				0- 0		0- 1		NON-CONFERENCE		0- 0				5- 1					
4- 0				0- 0		0- 0		HOME		0- 0				2- 0					
2- 1				0- 0		0- 0		AWAY		0- 0				2- 1					
3- 1				0- 0		0- 1		NEUTRAL		0- 0				1- 0					
7- 8				0- 0		0- 0		CONFERENCE		0- 2				7- 1					
4- 3				0- 0		0- 0		HOME		0- 1				4- 0					
3- 4				0- 0		0- 0		AWAY		0- 1				3- 1					
0- 1				0- 0		0- 0		NEUTRAL		0- 0				0- 0					
RPI 1-25				RPI 26-50		RPI 51-100		RPI 101+		Team's RPI: 155									
RPI S	Opponent	Score	RPI S	Opponent	Score	RPI S	Opponent	Score	RPI S	Opponent	Score								
34 N	Oklahoma	42 70	69 A	Western Ill.	33 68	107 H	Houston	64 62											
			69 H	Western Ill.	67 82	114 A	Valparaiso	43 66											
						114 H	Valparaiso	65 80											
						114 N	Valparaiso	56 94											
						132 H	Tulsa	74 66											
						142 N	Oklahoma St.	67 47											
						142 N	Oklahoma St.	72 65											
						148 A	UMKC	62 73											
						148 H	UMKC	71 76											
						157 N	Texas-San Antonio	47 43											
						194 A	Oakland	67 63											
						194 H	Oakland	88 66											
						221 A	Texas-Arlington	55 62											
						235 A	Chicago St.	59 65											
						235 H	Chicago St.	69 38											
						240 A	Lipscomb	82 68											
						240 H	Lipscomb	80 62											
						273 A	IUPUI	55 52											
						273 H	IUPUI	63 37											
						280 A	Southern Utah	66 49											
						280 H	Southern Utah	80 53											
						295 A	Ark. -Pine Bluff	80 49											
						305 H	Tex. -Pan American	72 68											
LAST 10 Division I GAMES:																			
114 N	Valparaiso	56 94	273 A	IUPUI	55 52														
69 H	Western Ill.	67 82	235 H	Chicago St.	69 38														
114 H	Valparaiso	65 80	280 H	Southern Utah	80 53														
148 H	UMKC	71 76	114 A	Valparaiso	43 66														
194 A	Oakland	67 63	69 A	Western Ill.	33 68														

Non-Div I Games: Oklahoma Panhandle 82 51 St. Gregory's 88 51

Oral Roberts

Loss, Non-Conf, S Site, H Home A Away N Neutral

Oral Roberts

Oral Roberts



Average RPI Win: 141

Average RPI Loss: 51

WON-LOST  
RECORDWINNING  
PCT. RANKLAST 10  
GAMESSTRENGTH OF  
SCHEDULEOPP. STRENGTH  
OF SCHEDULETEAM  
RPIADJ.  
RPICONF.  
RPIADJ CONF.  
RPI

DIV. I ONLY

12- 16

197

5- 5

46

61

108

106

7

7

DIV. I NON-CONF.

4- 5

188

0- 0

10

47

63

63

6

6

TOTALS

RPI 1-25

RPI 26-50

W-L RECORDS

RPI 51-100

RPI 150+

12- 16

0- 4

0- 6

OVERALL

4- 4

5- 0

7- 5

0- 1

0- 2

HOME

1- 2

3- 0

4- 8

0- 1

0- 4

AWAY

2- 1

2- 0

1- 3

0- 2

0- 0

NEUTRAL

1- 1

0- 0

4- 5

0- 2

0- 2

NON-CONFERENCE

2- 1

1- 0

2- 1

0- 0

0- 0

HOME

0- 1

1- 0

1- 2

0- 0

0- 2

AWAY

1- 0

0- 0

1- 2

0- 2

0- 0

NEUTRAL

1- 0

0- 0

8- 11

0- 2

0- 4

CONFERENCE

2- 3

4- 0

5- 4

0- 1

0- 2

HOME

1- 1

2- 0

3- 6

0- 1

0- 2

AWAY

1- 1

2- 0

0- 1

0- 0

0- 0

NEUTRAL

0- 1

0- 0

RPI 1-25

RPI 26-50

RPI 51-100

RPI 101+

Team's RPI: 106

RPI	S	Opponent	Score
13	N	Boston College	47 64
15	A	Stanford	54 85
15	H	Stanford	74 75
21	N	South Carolina	40 67

RPI	S	Opponent	Score
29	A	Ari zona	65 96
29	H	Ari zona	66 71
31	A	TCU	70 76
38	A	Wi s. -Green Bay	53 69
48	A	Washi ngton	60 79
48	H	Washi ngton	59 75

RPI	S	Opponent	Score
51	N	Brigham Young	80 77
66	A	UCLA	54 56
66	H	UCLA	68 93
66	N	UCLA	58 71
67	A	Southern	75 70
67	H	Cal i forni a	79 73
67	H	Southern	79 73
67	H	Cal i forni a	79 73
98	A	Montana	65 60
99	H	Santa Clara	79 88

RPI	S	Opponent	Score
116	A	Oregon St.	51 67
116	H	Oregon St.	68 58
121	A	Ari zona St.	63 78
121	H	Ari zona St.	68 52
149	H	Gonzaga	83 72
164	A	Cal i forni a	54 52
164	H	Cal i forni a	70 67
188	H	Portl and	85 63
253	A	Washi ngton St.	73 69
253	H	Washi ngton St.	85 52

LAST 10 Div sion I GAMES:

66	N	UCLA	58 71	116	H	Oregon St.	68 58
66	A	UCLA	54 56	164	A	Cal i forni a	54 52
67	A	Southern Cal i forni a	75 70	15	A	Stanford	54 85
48	H	Washi ngton	59 75	29	H	Ari zona	66 71
253	H	Washi ngton St.	85 52	121	H	Ari zona St.	68 52

Non-Di v I Games:

Oregon



Average RPI Win: 136  
Average RPI Loss: 78

WON-LOST  
RECORD

WINNING  
PCT. RANK

LAST 10  
GAMES

STRENGTH OF  
SCHEDULE

OPP. STRENGTH  
OF SCHEDULE

TEAM  
RPI

ADJ.  
RPI

CONF.  
RPI

ADJ CONF.  
RPI

DIV. I ONLY  
DIV. I NON-CONF.

14- 15  
6- 4

167  
106

3- 7  
1- 1

93  
133

59  
74

117  
97

116  
97

7  
6

7  
6

TOTALS

RPI 1-25

RPI 26-50

W-L RECORDS

RPI 51-100

RPI 150+

14- 15

0- 3

3- 3

OVERALL

2- 4

5- 3

12- 2

0- 1

3- 0

HOME

1- 1

4- 0

2- 12

0- 2

0- 2

AWAY

1- 3

1- 3

0- 1

0- 0

0- 1

NEUTRAL

0- 0

0- 0

6- 4

0- 1

1- 0

NON-CONFERENCE

1- 1

2- 2

5- 0

0- 0

1- 0

HOME

0- 0

2- 0

1- 4

0- 1

0- 0

AWAY

1- 1

0- 2

0- 0

0- 0

0- 0

NEUTRAL

0- 0

0- 0

8- 11

0- 2

2- 3

CONFERENCE

1- 3

3- 1

7- 2

0- 1

2- 0

HOME

1- 1

2- 0

1- 8

0- 1

0- 2

AWAY

0- 2

1- 1

0- 1

0- 0

0- 1

NEUTRAL

0- 0

0- 0

RPI 1-25

RPI 26-50

RPI 51-100

RPI 101+

Team's RPI: 116

RPI S Opponent Score  
7 A Texas Tech 51 67  
15 A Stanford 46 71  
15 H Stanford 51 62

RPI S Opponent Score  
29 A Ari zona 44 72  
29 H Ari zona 71 65  
29 N Ari zona 56 70  
46 H Tul ane 56 51  
48 A Washi ngton 56 82  
48 H Washi ngton 100 86

RPI S Opponent Score  
66 A UCLA 71 82  
66 H UCLA 54 58  
67 A Southern 44 87  
Cal i forni a  
67 H Southern 63 61  
Cal i forni a  
73 A Fresno St. 57 58  
78 A Southwest Mo. St. 49 42

RPI S Opponent Score  
106 A Oregon 58 68  
106 H Oregon 67 51  
111 H UNLV 77 58  
120 H Fl ori da 49 48  
121 A Ari zona St. 58 70  
121 H Ari zona St. 70 45  
164 A Cal i forni a 55 70  
164 H Cal i forni a 68 37  
173 A San Jose St. 47 59  
188 A Portland 70 83  
237 H Portland St. 60 43  
253 A Washi ngton St. 65 62  
253 H Washi ngton St. 62 46  
272 H Idaho St. 67 48

LAST 10 Div sion I GAMES:

73 A Fresno St. 57 58  
111 H UNLV 77 58  
29 N Ari zona 56 70  
67 A Southern Cal i forni a 44 87  
66 A UCLA 71 82  
253 H Washi ngton St. 62 46  
48 H Washi ngton 100 86  
106 A Oregon 58 68  
15 A Stanford 46 71  
164 A Cal i forni a 55 70

Non-Div I Games: Western Ore. 59 37

Oregon St.

Loss, Non-Conf, S Site, H Home A Away N Neutral



Pacific (Cal.)				Through Games of 2003 Final								
Average RPI Win:		253	WON-LOST RECORD	WINNING PCT. RANK	LAST 10 GAMES	STRENGTH OF SCHEDULE	OPP. STRENGTH OF SCHEDULE	TEAM RPI	ADJ. RPI	CONF. RPI	ADJ CONF. RPI	
DIV. I ONLY		16- 14	142	9- 1	233	234	188	191	28	28		
DIV. I NON-CONF.		3- 8	254	0- 0	179	84	235	240	27	28		
<hr/>												
TOTALS		RPI 1-25		RPI 26-50	W-L RECORDS		RPI 51-100		RPI 150+			
16- 14		0- 3		1- 2	OVERALL		1- 0		14- 8			
9- 4		0- 1		1- 0	HOME		0- 0		8- 3			
4- 8		0- 2		0- 1	AWAY		1- 0		3- 5			
3- 2		0- 0		0- 1	NEUTRAL		0- 0		3- 0			
3- 8		0- 3		0- 0	NON-CONFERENCE		1- 0		2- 4			
1- 4		0- 1		0- 0	HOME		0- 0		1- 3			
1- 3		0- 2		0- 0	AWAY		1- 0		0- 1			
1- 1		0- 0		0- 0	NEUTRAL		0- 0		1- 0			
13- 6		0- 0		1- 2	CONFERENCE		0- 0		12- 4			
8- 0		0- 0		1- 0	HOME		0- 0		7- 0			
3- 5		0- 0		0- 1	AWAY		0- 0		3- 4			
2- 1		0- 0		0- 1	NEUTRAL		0- 0		2- 0			
<hr/>												
RPI 1-25		RPI 26-50		RPI 51-100		RPI 101+ Team's RPI: 191						
RPI S	Opponent	Score	RPI S	Opponent	Score	RPI S	Opponent	Score	RPI S	Opponent	Score	
7	A Texas Tech	45 76	42	A UC Santa Barb.	37 66	99	A Santa Clara	59 54	104	N Kentucky	61 77	
8	A Purdue	57 91	42	H UC Santa Barb.	74 65				188	A Portland	64 73	
15	H Stanford	56 67	42	N UC Santa Barb.	50 68				202	A UC Irvine	59 67	
									202	H UC Irvine	57 53	
									206	H Northern Ari z.	58 59	
									220	H St. Mary's (Cal.)	53 73	
									224	H San Diego	50 53	
									228	N St. Bonaventure	61 42	
									243	A Long Beach St.	55 60	
									243	H Long Beach St.	66 65	
									243	N Long Beach St.	71 51	
									274	A Idaho	53 74	
									274	H Idaho	56 42	
									289	A Cal Poly	71 58	
									289	H Cal Poly	63 50	
									297	A Cal St. Fullerton	82 54	
									297	H Cal St. Fullerton	85 61	
									301	A UC Riverside	79 52	
									301	H UC Riverside	87 83	
									301	N UC Riverside	63 61	
									315	A Cal St. Northridge	50 57	
									315	H Cal St. Northridge	69 48	
									319	H Sacramento St.	92 50	
<hr/>												
LAST 10 Division I GAMES:												
42 N UC Santa Barb.						50 68	297 A Cal St. Fullerton 82 54					
243 N Long Beach St.						71 51	202 H UC Irvine 57 53					
301 N UC Riverside						63 61	243 H Long Beach St. 66 65					
274 H Idaho						56 42	289 A Cal Poly 71 58					
301 A UC Riverside						79 52	315 H Cal St. Northridge 69 48					

Non-Di v I Games:

Paci fi c (Cal . )

Loss, 
Non-Conf, S Site, 
H Home
A Away 
N Neutral



Average RPI Win: 91		WON-LOST	WINNING	LAST 10	STRENGTH OF	OPP. STRENGTH	TEAM	ADJ.	CONF.	ADJ CONF.
Average RPI Loss: 28		RECORD	PCT. RANK	GAMES	SCHEDULE	OF SCHEDULE	RPI	RPI	RPI	RPI
DIV. I ONLY		26- 9	30	6- 4	16	12	13	16	4	4
DIV. I NON-CONF.		12- 5	55	2- 1	18	15	15	15	3	3
TOTALS		RPI 1-25	RPI 26-50	W-L RECORDS	RPI 51-100	RPI 150+				
26- 9		5- 7	3- 0	OVERALL	8- 1	6- 0				
16- 0		5- 0	2- 0	HOME	5- 0	2- 0				
7- 8		0- 6	1- 0	AWAY	3- 1	3- 0				
3- 1		0- 1	0- 0	NEUTRAL	0- 0	1- 0				
12- 5		2- 4	2- 0	NON-CONFERENCE	3- 0	3- 0				
8- 0		2- 0	2- 0	HOME	2- 0	1- 0				
2- 5		0- 4	0- 0	AWAY	1- 0	1- 0				
2- 0		0- 0	0- 0	NEUTRAL	0- 0	1- 0				
14- 4		3- 3	1- 0	CONFERENCE	5- 1	3- 0				
8- 0		3- 0	0- 0	HOME	3- 0	1- 0				
5- 3		0- 2	1- 0	AWAY	2- 1	2- 0				
1- 1		0- 1	0- 0	NEUTRAL	0- 0	0- 0				

RPI 1-25		Team's RPI: 16		RPI 26-50		RPI 51-100		RPI 101+							
RPI	S	Opponent	Score	RPI	S	Opponent	Score	RPI	S	Opponent	Score				
1	A	Tennessee	58 86	36	A	Illinois	82 69	53	A	Iowa	75 80	127	A	Pittsburgh	88 92
4	A	LSU	63 80	39	H	St. Joseph's	82 56	53	H	Iowa	86 52	133	H	Maryland	101 74
5	A	Villanova	66 73	44	H	Old Dominion	81 74	54	H	Siena	90 61	138	N	Kent St.	96 68
8	A	Purdue	66 73					56	H	Holy Cross	64 33	144	H	Indiana	69 55
8	H	Purdue	80 68					58	A	Michigan St.	64 60	144	N	Indiana	67 64
9	A	Kansas St.	66 88					58	H	Michigan St.	75 70	171	A	Wisconsin	86 55
11	H	Mississippi St.	82 66					63	A	Clemson	80 66	171	H	Wisconsin	76 55
20	H	Ohio St.	68 53					90	A	Michigan	72 70	175	A	Northwestern	79 63
20	N	Ohio St.	61 72					90	H	Michigan	75 61	181	A	Fairfield	96 50
21	H	South Carolina	77 67									182	N	Nebraska	83 64
24	A	Minnesota	57 73									203	H	Bucknell	86 72
24	H	Minnesota	83 53												

LAST 10 Division I GAMES:	
1	A Tennessee 58 86
21	H South Carolina 77 67
56	H Holy Cross 64 33
20	N Ohio St. 61 72
144	N Indiana 67 64
171	H Wisconsin 76 55
24	A Minnesota 57 73
90	H Michigan 75 61
53	A Iowa 75 80
8	H Purdue 80 68

Non-Div I Games:

Penn St.

Loss, 
Non-Conf, S Site, 
H Home
A Away 
N Neutral



Through Games of 2009 FIVE																			
Average RPI Win: 223		WON-LOST RECORD		WINNING PCT. RANK		LAST 10 GAMES		STRENGTH OF SCHEDULE		OPP. STRENGTH OF SCHEDULE		TEAM RPI		ADJ. RPI		CONF. RPI		ADJ CONF. RPI	
DIV. I ONLY		15- 12		123		7- 3		191		164		150		154		20		20	
DIV. I NON-CONF.		6- 7		167		0- 0		196		93		175		177		22		23	
TOTALS		RPI 1-25		RPI 26-50		W-L RECORDS		RPI 51-100		RPI 150+									
15- 12		0- 1		0- 3		OVERALL		1- 3		14- 5									
7- 5		0- 1		0- 1		HOME		1- 2		6- 1									
7- 5		0- 0		0- 2		AWAY		0- 0		7- 3									
1- 2		0- 0		0- 0		NEUTRAL		0- 1		1- 1									
6- 7		0- 1		0- 1		NON-CONFERENCE		1- 3		5- 2									
2- 3		0- 1		0- 0		HOME		1- 2		1- 0									
3- 2		0- 0		0- 1		AWAY		0- 0		3- 1									
1- 2		0- 0		0- 0		NEUTRAL		0- 1		1- 1									
9- 5		0- 0		0- 2		CONFERENCE		0- 0		9- 3									
5- 2		0- 0		0- 1		HOME		0- 0		5- 1									
4- 3		0- 0		0- 1		AWAY		0- 0		4- 2									
0- 0		0- 0		0- 0		NEUTRAL		0- 0		0- 0									
RPI 1-25		RPI 26-50		RPI 51-100		RPI 101+		Team's RPI: 154											
RPI S	Opponent	Score	RPI S	Opponent	Score	RPI S	Opponent	Score	RPI S	Opponent	Score								
5	H Villanova	54 65	39	A St. Joseph's	60 70	68	H Temple	71 78	159	A Brown	72 83								
			45	A Harvard	71 80	73	N Fresno St.	80 85	159	H Brown	82 58								
			45	H Harvard	80 84	76	H Delaware	57 47	163	A Dartmouth	74 65								
						96	H La Salle	57 63	163	H Dartmouth	58 53								
									164	A Cal i forni a	62 82								
									184	N Evansville	75 77								
									207	A Mari st	91 83								
									213	H Drexel	81 77								
									227	A Lehi gh	79 69								
									229	A Col umbi a	72 62								
									229	H Col umbi a	57 56								
									258	N Col . of Charleston	81 73								
									268	A Pri nceton	51 56								
									268	H Pri nceton	79 69								
									276	A Cornel l	65 52								
									276	H Cornel l	75 65								
									291	A Yal e	71 65								
									291	H Yal e	63 75								
									309	A Lafayette	75 66								
LAST 10 Divi sion I GAMES:																			
268 H Pri nceton 79 69												163 H Dartmouth 58 53							
276 A Cornel l 65 52												45 H Harvard 80 84							
229 A Col umbi a 72 62												159 A Brown 72 83							
291 H Yal e 63 75												291 A Yal e 71 65							
159 H Brown 82 58												229 H Col umbi a 57 56							

### Non-Div I Games:

Pennsyl vani a

Loss, Non-Conf, S Site, H Home A Away N Neutral



Average RPI Win: 171				WON-LOST RECORD		WINNING PCT. RANK		LAST 10 GAMES		STRENGTH OF SCHEDULE		OPP. STRENGTH OF SCHEDULE		TEAM RPI		ADJ. RPI		CONF. RPI		ADJ CONF. RPI			
DIV. I ONLY				22- 8		34		8- 2		79		108		42		43		12		12			
DIV. I NON-CONF.				8- 6		117		0- 1		66		45		71		71		13		13			
TOTALS				RPI 1-25		RPI 26-50		W-L RECORDS		RPI 51-100		RPI 150+											
22- 8				0- 3		0- 2		OVERALL		5- 1		14- 2											
13- 4				0- 0		0- 2		HOME		3- 1		9- 1											
8- 4				0- 3		0- 0		AWAY		1- 0		5- 1											
1- 0				0- 0		0- 0		NEUTRAL		1- 0		0- 0											
8- 6				0- 3		0- 2		NON-CONFERENCE		2- 1		5- 0											
6- 3				0- 0		0- 2		HOME		2- 1		4- 0											
2- 3				0- 3		0- 0		AWAY		0- 0		1- 0											
0- 0				0- 0		0- 0		NEUTRAL		0- 0		0- 0											
14- 2				0- 0		0- 0		CONFERENCE		3- 0		9- 2											
7- 1				0- 0		0- 0		HOME		1- 0		5- 1											
6- 1				0- 0		0- 0		AWAY		1- 0		4- 1											
1- 0				0- 0		0- 0		NEUTRAL		1- 0		0- 0											
RPI S Opponent				RPI 1-25 Score		RPI S Opponent				Team's RPI: 43 Score		RPI S Opponent				RPI 51-100 Score		RPI S Opponent				RPI 101+ Score	
2 A Connecticut				48 109		29 H Arizona				68 80		66 H UCLA				88 67		142 A Oklahoma St.				67 64	
14 A Louisiana Tech				60 94		40 H Xavier				54 62		67 H Southern				63 64		149 A Gonzaga				66 60	
15 A Stanford				58 91								84 H Toledo				64 58		149 H Gonzaga				78 63	
												99 A Santa Clara				71 65		153 A Loyol a Marymount				51 46	
												99 H Santa Clara				66 64		153 H Loyol a Marymount				76 63	
												99 N Santa Clara				69 57		165 A San Francis sco				61 69	
																		165 H San Francis sco				61 71	
																		170 H St. John' s (N. Y. )				89 60	
																		171 H Wi sconsi n				76 67	
																		186 H Qui nni pi ac				101 60	
																		188 A Portl and				77 60	
																		188 H Portl and				88 54	
																		220 A St. Mary' s (Cal . )				89 74	
																		220 H St. Mary' s (Cal . )				78 57	
																		224 A San Di ego				69 54	
																		224 H San Di ego				90 52	
																		224 H San Di ego				62 53	
																		237 A Portl and St.				79 65	
																		315 H Cal St. Northridge				92 49	

Non-Div I Games:

Pepperdine



Average RPI Win: 156				WON-LOST RECORD		WINNING PCT. RANK		LAST 10 GAMES		STRENGTH OF SCHEDULE		OPP. STRENGTH OF SCHEDULE		TEAM RPI		ADJ. RPI		CONF. RPI		ADJ CONF. RPI	
DIV. I ONLY				12- 16		197		2- 8		77		57		130		127		3		3	
DIV. I NON-CONF.				8- 3		43		0- 0		96		179		56		57		4		4	
TOTALS				RPI 1-25		RPI 26-50		W-L RECORDS		RPI 51-100		RPI 150+									
12- 16				1- 7		0- 1		OVERALL		3- 4		5- 3									
8- 6				1- 3		0- 0		HOME		1- 1		3- 2									
4- 8				0- 3		0- 1		AWAY		2- 2		2- 1									
0- 2				0- 1		0- 0		NEUTRAL		0- 1		0- 0									
8- 3				1- 0		0- 1		NON-CONFERENCE		1- 2		4- 0									
6- 0				1- 0		0- 0		HOME		0- 0		3- 0									
2- 2				0- 0		0- 1		AWAY		1- 1		1- 0									
0- 1				0- 0		0- 0		NEUTRAL		0- 1		0- 0									
4- 13				0- 7		0- 0		CONFERENCE		2- 2		1- 3									
2- 6				0- 3		0- 0		HOME		1- 1		0- 2									
2- 6				0- 3		0- 0		AWAY		1- 1		1- 1									
0- 1				0- 1		0- 0		NEUTRAL		0- 0		0- 0									
RPI 1-25				RPI 26-50		RPI 51-100		RPI 101+		Team's RPI: 127											
RPI	S	Opponent	Score	RPI	S	Opponent	Score	RPI	S	Opponent	Score	RPI	S	Opponent	Score						
2	H	Connecti cut	55 76	40	A	Xavi er	65 82	65	H	Mi ami (Fl a.)	76 79	118	A	Syracuse	61 71						
5	H	Vi llanova	47 63					87	A	Georgetown	91 72	123	H	West Vi rgi ni a	67 61						
13	H	Boston Colle ge	52 78					91	A	St. Franci s (Pa.)	70 61	124	H	Furman	75 45						
16	H	Penn St.	92 88					93	N	UNC Wi lmi ngton	59 79	145	H	Eastern Ky.	78 68						
17	A	Rutgers	53 67					97	A	Duquesne	60 62	170	A	St. John's (N.Y.)	75 51						
22	A	Notre Dame	69 77					100	A	Seton Hall	54 59	170	H	St. John's (N.Y.)	66 69						
22	N	Notre Dame	65 73					100	H	Seton Hall	57 54	172	A	Provi dence	54 57						
25	A	Vi rgi ni a Tech	53 61									172	H	Provi dence	77 80						
												201	A	Fl a. Atl antic	101 87						
												208	H	Howard	94 75						
												288	H	Norfol k St.	104 78						
												318	H	Robert Morris	90 51						



Average RPI Win: 197		WON-LOST	WINNING	LAST 10	STRENGTH OF	OPP. STRENGTH	TEAM	ADJ.	CONF.	ADJ CONF.
Average RPI Loss: 121		RECORD	PCT. RANK	GAMES	SCHEDULE	OF SCHEDULE	RPI	RPI	RPI	RPI
DIV. I ONLY	11- 17	222	3- 7	128	142	191	188	12	12	
DIV. I NON-CONF.	6- 7	167	0- 0	151	176	165	165	13	13	
TOTALS	RPI 1-25	RPI 26-50	W-L RECORDS	RPI 51-100	RPI 150+					
11- 17	0- 0	0- 3	OVERALL	0- 6	10- 5					
8- 6	0- 0	0- 2	HOME	0- 2	7- 1					
3- 10	0- 0	0- 1	AWAY	0- 4	3- 3					
0- 1	0- 0	0- 0	NEUTRAL	0- 0	0- 1					
6- 7	0- 0	0- 1	NON-CONFERENCE	0- 4	5- 1					
4- 3	0- 0	0- 1	HOME	0- 1	3- 1					
2- 4	0- 0	0- 0	AWAY	0- 3	2- 0					
0- 0	0- 0	0- 0	NEUTRAL	0- 0	0- 0					
5- 10	0- 0	0- 2	CONFERENCE	0- 2	5- 4					
4- 3	0- 0	0- 1	HOME	0- 1	4- 0					
1- 6	0- 0	0- 1	AWAY	0- 1	1- 3					
0- 1	0- 0	0- 0	NEUTRAL	0- 0	0- 1					
RPI S	RPI 1-25 Opponent	Score	RPI S	RPI 26-50 Opponent	Score	RPI S	RPI 51-100 Opponent	Score	RPI S	RPI 101+ Team's RPI: 188 Opponent
43	A Pepperdi ne	54 88	62	A Weber St.	53 79	106	A Oregon	63 85		
43	H Pepperdi ne	60 77	81	H Wyomi ng	67 76	116	H Oregon St.	83 70		
46	H Tul ane	56 86	82	A Montana St.	74 86	149	A Gonzaga	59 72		
			98	A Montana	65 74	149	H Gonzaga	50 64		
			99	A Santa Clara	90 94	153	A Loyol a Marymount	57 78		
			99	H Santa Clara	69 79	153	H Loyol a Marymount	57 56		
						153	N Loyol a Marymount	47 61		
						165	A San Franci sco	64 62		
						165	H San Franci sco	73 59		
						191	H Paci fi c (Cal .)	73 64		
						193	H Eastern Wash.	63 62		
						204	A Boi se St.	72 64		
						220	A St. Mary' s (Cal .)	57 75		
						220	H St. Mary' s (Cal .)	84 77		
						224	A San Di ego	66 78		
						224	H San Di ego	65 60		
						237	H Portland St.	66 52		
						254	H Illinois St.	59 61		
						301	A UC Ri versi de	54 53		
LAST 10 Div sion I GAMES:										
153	N Loyol a Marymount	47 61	165	A San Franci sco	64 62					
99	H Santa Clara	69 79	153	H Loyol a Marymount	57 56					
224	H San Di ego	65 60	43	H Pepperdi ne	60 77					
149	H Gonzaga	50 64	224	A San Di ego	66 78					
220	A St. Mary' s (Cal .)	57 75	99	A Santa Clara	90 94					

Non-Di v I Games:

Portl and

Loss, Non-Conf, S Site, H Home A Away N Neutral



Portland St.														
Average RPI Win:		238	WON-LOST RECORD		WINNING PCT. RANK	LAST 10 GAMES		STRENGTH OF SCHEDULE		OPP. STRENGTH OF SCHEDULE	TEAM RPI	ADJ. RPI	CONF. RPI	ADJ. CONF. RPI
Average RPI Loss:		149												
DIV. I ONLY		13- 15	177		5- 5			281		203	238	237	19	19
DIV. I NON-CONF.		5- 8	214		0- 0			304		218	275	275	20	20
-----														
TOTALS		RPI 1-25	RPI 26-50		W-L RECORDS		RPI 51-100		RPI 150+					
13- 15		0- 0	0- 1		OVERALL		2- 4		11- 7					
9- 3		0- 0	0- 1		HOME		1- 2		8- 0					
4- 10		0- 0	0- 0		AWAY		1- 2		3- 6					
0- 2		0- 0	0- 0		NEUTRAL		0- 0		0- 1					
5- 8		0- 0	0- 1		NON-CONFERENCE		0- 0		5- 4					
4- 1		0- 0	0- 1		HOME		0- 0		4- 0					
1- 6		0- 0	0- 0		AWAY		0- 0		1- 4					
0- 1		0- 0	0- 0		NEUTRAL		0- 0		0- 0					
8- 7		0- 0	0- 0		CONFERENCE		2- 4		6- 3					
5- 2		0- 0	0- 0		HOME		1- 2		4- 0					
3- 4		0- 0	0- 0		AWAY		1- 2		2- 2					
0- 1		0- 0	0- 0		NEUTRAL		0- 0		0- 1					
-----														
RPI 1-25		RPI 26-50		RPI 51-100		RPI 101+		Team's RPI: 237						
RPI S	Opponent	Score	RPI S	Opponent	Score	RPI S	Opponent	Score	RPI S	Opponent	Score			
43	H Pepperdine	65 79	62	A Weber St.	62 59	116	A Oregon St.	43 60						
			62	H Weber St.	43 61	121	A Arizona St.	53 72						
			82	A Montana St.	66 83	142	N Oklahoma St.	51 68						
			82	H Montana St.	64 76	188	A Portland	52 66						
			98	A Montana	44 63	193	A Eastern Wash.	45 65						
			98	H Montana	67 58	193	H Eastern Wash.	78 69						
						193	N Eastern Wash.	64 71						
						202	A UC Irvine	64 86						
						204	A Boise St.	58 66						
						206	A Northern Ari z.	42 65						
						206	H Northern Ari z.	63 56						
						215	H San Diego St.	59 55						
						254	H Illinois St.	72 54						
						272	A Idaho St.	65 64						
						272	H Idaho St.	78 64						
						274	H Idaho	54 44						
						289	H Cal Poly	86 68						
						301	A UC Riverside	58 67						
						315	A Cal St. Northridge	71 60						
						319	A Sacramento St.	77 51						
						319	H Sacramento St.	69 55						
-----														
LAST 10 Division I GAMES:														
			193	N Eastern Wash.	64 71				193	A Eastern Wash.	45 65			
			98	H Montana	67 58				319	H Sacramento St.	69 55			
			82	H Montana St.	64 76				206	H Northern Ari z.	63 56			
			62	A Weber St.	62 59				82	A Montana St.	66 83			
			272	A Idaho St.	65 64				98	A Montana	44 63			

P  
o  
r  
t  
l  
a  
n  
d  
s  
t  
r  
e  
t  
P  
o  
r  
t  
l  
a  
n  
d  
s  
t  
.

### Non-Div I Games:

Portland St.

Loss, Non-Conf, S Site, H Home A Away N Neutral



Average RPI Win: 252				WON-LOST RECORD		WINNING PCT. RANK		LAST 10 GAMES		STRENGTH OF SCHEDULE		OPP. STRENGTH OF SCHEDULE		TEAM RPI		ADJ. RPI		CONF. RPI		ADJ CONF. RPI																			
DIV. I ONLY				9- 16		236		3- 7		230		266		259		259		24		24																			
DIV. I NON-CONF.				2- 4		230		0- 0		278		284		274		273		28		27																			
TOTALS		RPI 1-25		RPI 26-50		W-L RECORDS		RPI 51-100		RPI 150+																													
9- 16		0- 0		0- 1		OVERALL		0- 4		7- 6																													
6- 4		0- 0		0- 0		HOME		0- 2		4- 1																													
3- 12		0- 0		0- 1		AWAY		0- 2		3- 5																													
0- 0		0- 0		0- 0		NEUTRAL		0- 0		0- 0																													
2- 4		0- 0		0- 1		NON-CONFERENCE		0- 0		2- 3																													
1- 0		0- 0		0- 0		HOME		0- 0		1- 0																													
1- 4		0- 0		0- 1		AWAY		0- 0		1- 3																													
0- 0		0- 0		0- 0		NEUTRAL		0- 0		0- 0																													
7- 12		0- 0		0- 0		CONFERENCE		0- 4		5- 3																													
5- 4		0- 0		0- 0		HOME		0- 2		3- 1																													
2- 8		0- 0		0- 0		AWAY		0- 2		2- 2																													
0- 0		0- 0		0- 0		NEUTRAL		0- 0		0- 0																													
RPI 1-25				RPI 26-50				RPI 51-100				RPI 101+				Team's RPI: 259																							
RPI S	Opponent			Score	RPI S	Opponent			Score	RPI S	Opponent			Score	RPI S	Opponent			Score																				
	30 A Auburn			47 74		85 A Al abama St.			61 81		128 A Grambl ing			51 60		128 A Grambl ing			50 67																				
						85 H Al abama St.			50 52		128 H Grambl ing			49 60		147 A Al corn St.			58 70																				
						92 A Jackson St.			43 61		147 H Al corn St.			64 53		150 A Southern U.			58 68																				
						92 H Jackson St.			52 68		150 H Southern U.			60 50		158 A Texas A&M			48 63																				
											192 A Northwestern St.			55 81		196 H Tex. A&M-Corp.			68 53																				
											Chris					275 A Al abama A&M			40 57																				
											275 H Al abama A&M			53 50		290 A Mi ssi ssi ppi Val .			61 43																				
											290 H Mi ssi ssi ppi Val .			46 49		295 A Ark. -Pi ne Bl uff			58 52																				
											295 H Ark. -Pi ne Bl uff			64 42		303 A Texas Southern			52 62																				
											303 H Texas Southern			53 48		305 A Tex. -Pan American			48 64																				
											320 A Lamar			52 39																									
				LAST 10 Division I GAMES:																																			
	128 A Grambl ing			50 67		295 H Ark. -Pi ne Bl uff			64 42		290 H Mi ssi ssi ppi Val .			46 49		92 A Jackson St.			43 61																				
	147 H Al corn St.			64 53		128 A Grambl ing			51 60		303 A Texas Southern			52 62																									
	150 H Southern U.			60 50																																			
	275 A Al abama A&M			40 57																																			
	85 A Al abama St.			61 81																																			

Non-Div I Games:

Prairie View



Average RPI Win: 255				WON-LOST RECORD		WINNING PCT. RANK		LAST 10 GAMES		STRENGTH OF SCHEDULE		OPP. STRENGTH OF SCHEDULE		TEAM RPI		ADJ. RPI		CONF. RPI		ADJ CONF. RPI	
DIV. I ONLY				9- 19		254		3- 7		247		242		268		268		20		20	
DIV. I NON-CONF.				5- 9		228		0- 0		269		288		267		269		22		23	
TOTALS		RPI 1-25		RPI 26-50		W-L RECORDS		RPI 51-100		RPI 150+											
9- 19		0- 1		0- 2		OVERALL		0- 2		9- 14											
6- 6		0- 0		0- 1		HOME		0- 0		6- 5											
2- 11		0- 1		0- 1		AWAY		0- 1		2- 8											
1- 2		0- 0		0- 0		NEUTRAL		0- 1		1- 1											
5- 9		0- 1		0- 0		NON-CONFERENCE		0- 2		5- 6											
3- 2		0- 0		0- 0		HOME		0- 0		3- 2											
1- 5		0- 1		0- 0		AWAY		0- 1		1- 3											
1- 2		0- 0		0- 0		NEUTRAL		0- 1		1- 1											
4- 10		0- 0		0- 2		CONFERENCE		0- 0		4- 8											
3- 4		0- 0		0- 1		HOME		0- 0		3- 3											
1- 6		0- 0		0- 1		AWAY		0- 0		1- 5											
0- 0		0- 0		0- 0		NEUTRAL		0- 0		0- 0											
RPI 1-25				RPI 26-50				RPI 51-100				RPI 101+				Team's RPI : 268					
RPI	S	Opponent	Score	RPI	S	Opponent	Score	RPI	S	Opponent	Score	RPI	S	Opponent	Score						
15	A	Stanford	39 95	45	A	Harvard	42 78	52	A	Bayl or	47 86	154	A	Pennsyl vani a	69 79						
				45	H	Harvard	60 72	68	N	Templ e	40 70	154	H	Pennsyl vani a	56 51						
												159	A	Brown	60 73						
												159	H	Brown	50 68						
												161	N	Southwest Tex. St.	82 81						
												163	A	Dartmouth	52 74						
												163	H	Dartmouth	61 77						
												186	H	Sacred Heart	61 69						
												209	N	Morehead St.	86 94						
												212	H	Tenn. -Martin	92 74						
												226	A	Denver	58 86						
												227	A	Lehi gh	61 66						
												229	A	Col umbi a	63 66						
												229	H	Col umbi a	66 75						
												271	A	Ri der	85 95						
												276	A	Cornel I	50 64						
												276	H	Cornel I	66 63						
												278	H	Hofstra	89 71						
												291	A	Yal e	94 92						
												291	H	Yal e	74 71						
												309	A	Lafayette	70 56						
												321	H	Centenary (La.)	97 69						
												323	H	St. Francis (N. Y.)	64 69						
				LAST 10 Div				sion I GAMES:													
				154	A	Pennsyl vani a	69 79	45	H	Harvard	60 72										
				229	A	Col umbi a	63 66	163	H	Dartmouth	61 77										
				276	A	Cornel I	50 64	291	A	Yal e	94 92										
				159	H	Brown	50 68	159	A	Brown	60 73										
				291	H	Yal e	74 71	276	H	Cornel I	66 63										

Non-Div I Games:

Princeton

Loss, 
Non-Conf, S Site, 
H Home
A Away 
N Neutral



Average RPI Win: 183		WON-LOST	WINNING	LAST 10	STRENGTH OF	OPP. STRENGTH	TEAM	ADJ.	CONF.	ADJ CONF.
Average RPI Loss: 72		RECORD	PCT. RANK	GAMES	SCHEDULE	OF SCHEDULE	RPI	RPI	RPI	RPI
DIV. I ONLY	9- 18	247	1- 9	78	69	171	172	3	3	
DIV. I NON-CONF.	6- 5	131	0- 0	157	203	135	136	4	4	
TOTALS	RPI 1-25	RPI 26-50	W-L RECORDS	RPI 51-100	RPI 150+					
9- 18	0- 7	0- 0	OVERALL	0- 6	5- 2					
5- 9	0- 5	0- 0	HOME	0- 2	3- 2					
3- 9	0- 2	0- 0	AWAY	0- 4	1- 0					
1- 0	0- 0	0- 0	NEUTRAL	0- 0	1- 0					
6- 5	0- 1	0- 0	NON-CONFERENCE	0- 2	5- 1					
3- 3	0- 1	0- 0	HOME	0- 1	3- 1					
2- 2	0- 0	0- 0	AWAY	0- 1	1- 0					
1- 0	0- 0	0- 0	NEUTRAL	0- 0	1- 0					
3- 13	0- 6	0- 0	CONFERENCE	0- 4	0- 1					
2- 6	0- 4	0- 0	HOME	0- 1	0- 1					
1- 7	0- 2	0- 0	AWAY	0- 3	0- 0					
0- 0	0- 0	0- 0	NEUTRAL	0- 0	0- 0					
RPI S Opponent	RPI 1-25 Score	RPI S Opponent	Score	RPI S Opponent	Score	RPI S Opponent	Score	RPI 101+ Team's RPI: 172	Score	
2 H Connecticut	52 70			58 H Michigan St.	54 73	118 A Syracuse	58 66			
5 A Villanova	48 83			65 A Miami (Fla.)	64 77	123 A West Virginia	54 61			
13 H Boston College	63 85			74 A Alabama	56 72	123 H West Virginia	75 61			
17 H Rutgers	44 71			87 A Georgetown	67 79	125 A Vermont	49 65			
22 H Notre Dame	61 67			100 A Seton Hall	54 64	127 A Pittsburgh	80 77			
24 H Minnesota	55 67			100 H Seton Hall	42 54	127 H Pittsburgh	57 54			
25 A Virginia Tech	56 80					129 A Rhode Island	63 55			
						159 H Brown	62 64			
						163 H Dartmouth	74 60			
						170 H St. John's (N.Y.)	62 67			
						207 H Marist	72 55			
						225 N Navy	70 62			
						228 A St. Bonaventure	65 60			
						320 H Lamar	77 57			
LAST 10 Division I GAMES:										
5 A Villanova	48 83	100 H Seton Hall	42 54							
2 H Connecticut	52 70	127 H Pittsburgh	57 54							
65 A Miami (Fla.)	64 77	123 A West Virginia	54 61							
118 A Syracuse	58 66	25 A Virginia Tech	56 80							
22 H Notre Dame	61 67	17 H Rutgers	44 71							

Non-Div I Games:

Providence



Average RPI Win: 87				WON-LOST RECORD		WINNING PCT. RANK		LAST 10 GAMES		STRENGTH OF SCHEDULE		OPP. STRENGTH OF SCHEDULE		TEAM RPI		ADJ. RPI		CONF. RPI		ADJ CONF. RPI			
DIV. I ONLY				29- 6		13		8- 2		19		19		9		8		4		4			
DIV. I NON-CONF.				13- 2		12		3- 1		14		26		7		5		3		3			
TOTALS				RPI 1-25		RPI 26-50		W-L RECORDS		RPI 51-100		RPI 150+											
29- 6				8- 4		4- 1		OVERALL		7- 1		6- 0											
16- 0				4- 0		3- 0		HOME		4- 0		3- 0											
7- 5				1- 3		1- 1		AWAY		1- 1		3- 0											
6- 1				3- 1		0- 0		NEUTRAL		2- 0		0- 0											
13- 2				5- 1		2- 1		NON-CONFERENCE		1- 0		3- 0											
8- 0				2- 0		2- 0		HOME		1- 0		2- 0											
3- 1				1- 0		0- 1		AWAY		0- 0		1- 0											
2- 1				2- 1		0- 0		NEUTRAL		0- 0		0- 0											
16- 4				3- 3		2- 0		CONFERENCE		6- 1		3- 0											
8- 0				2- 0		1- 0		HOME		3- 0		1- 0											
4- 4				0- 3		1- 0		AWAY		1- 1		2- 0											
4- 0				1- 0		0- 0		NEUTRAL		2- 0		0- 0											
RPI 1-25 Team's RPI: 8				RPI 26-50				RPI 51-100				RPI 101+											
RPI	S	Opponent	Score	RPI	S	Opponent	Score	RPI	S	Opponent	Score	RPI	S	Opponent	Score								
2	N	Connecticut	64 73	31	H	TCU	93 74	53	A	Iowa	78 68	114	H	Valparaiso	66 51								
12	N	Vanderbilt	73 66	36	A	Illinois	82 78	53	H	Iowa	83 64	131	A	Southern Miss.	65 53								
13	H	Boston College	70 54	36	H	Illinois	79 67	53	N	Iowa	84 57	144	H	Indiana	74 48								
16	A	Penn St.	68 80	42	A	UC Santa Barb.	82 83	58	A	Michigan St.	62 67	144	N	Indiana	53 51								
16	H	Penn St.	73 66	46	H	Tulane	76 66	58	H	Michigan St.	65 60	169	A	Wis.-Milwaukee	82 59								
20	A	Ohio St.	51 56					90	H	Michigan	69 52	171	A	Wisconsin	59 53								
20	H	Ohio St.	67 62					90	N	Michigan	72 50	175	A	Northwestern	76 60								
20	N	Ohio St.	67 65					95	H	Western Mich.	73 65	175	H	Northwestern	74 56								
22	A	Notre Dame	71 54									191	H	Pacific (Cal.)	91 57								
22	N	Notre Dame	66 47									317	H	Savannah St.	103 25								
24	A	Minnesota	75 90					LAST 10 Division I GAMES:															
25	H	Virginia Tech	80 62	2	N	Connecticut	64 73	53	N	Iowa	84 57												
				22	N	Notre Dame	66 47	90	N	Michigan	72 50												
				25	H	Virginia Tech	80 62	53	A	Iowa	78 68												
				114	H	Valparaiso	66 51	144	H	Indiana	74 48												
				20	N	Ohio St.	67 65	20	A	Ohio St.	51 56												

Non-Div I Games:

Purdue

■ Loss, 
 ■ Non-Conf, S Site, 
 ■ Home 
 ■ Away 
 N Neutral



Average RPI Win: 267				WON-LOST RECORD		WINNING PCT. RANK		LAST 10 GAMES		STRENGTH OF SCHEDULE		OPP. STRENGTH OF SCHEDULE		TEAM RPI		ADJ. RPI		CONF. RPI		ADJ. CONF. RPI			
DIV. I ONLY				18- 10		74		6- 4		304		302		183		186		31		31			
DIV. I NON-CONF.				4- 5		188		0- 0		287		186		247		246		31		31			
TOTALS				RPI 1-25		RPI 26-50		W-L RECORDS		RPI 51-100		RPI 150+											
18- 10				0- 0		0- 1		OVERALL		0- 2		18- 6											
10- 1				0- 0		0- 0		HOME		0- 1		10- 0											
8- 5				0- 0		0- 1		AWAY		0- 0		8- 4											
0- 4				0- 0		0- 0		NEUTRAL		0- 1		0- 2											
4- 5				0- 0		0- 1		NON-CONFERENCE		0- 1		4- 2											
2- 0				0- 0		0- 0		HOME		0- 0		2- 0											
2- 2				0- 0		0- 1		AWAY		0- 0		2- 1											
0- 3				0- 0		0- 0		NEUTRAL		0- 1		0- 1											
14- 5				0- 0		0- 0		CONFERENCE		0- 1		14- 4											
8- 1				0- 0		0- 0		HOME		0- 1		8- 0											
6- 3				0- 0		0- 0		AWAY		0- 0		6- 3											
0- 1				0- 0		0- 0		NEUTRAL		0- 0		0- 1											
RPI 1-25				RPI 26-50		RPI 51-100		Team's RPI: 186															
RPI S	Opponent			Score			RPI S	Opponent			Score			RPI S	Opponent			Score					
43	A	Pepperdi ne			60	101	65	N	Mi ami (Fl a. )			56	87	136	N	Southeast Mo. St.			87	93			
							91	H	St. Francis (Pa. )			71	72	186	A	Sacred Heart			53	82			
													186	H	Sacred Heart			66	65				
													210	A	Wagner			66	61				
													210	H	Wagner			72	64				
													216	N	Tennessee Tech			68	78				
													217	A	Monmouth			64	51				
													227	A	Lehi gh			75	66				
													234	A	Long Isl and			69	72				
													234	H	Long Isl and			61	57				
													251	H	Northeastern			63	62				
													255	A	Hartford			63	85				
													256	A	UMBC			47	58				
													256	H	UMBC			67	48				
													256	N	UMBC			47	66				
													283	A	Mt. St. Mary's			73	57				
													283	H	Mt. St. Mary's			77	71				
													287	A	Central Conn. St.			68	60				
													287	H	Central Conn. St.			65	43				
													291	A	Yale			77	73				
													309	H	Lafayette			80	64				
													310	A	Fairleigh Dickinson			79	78				
													318	H	Robert Morris			83	61				
													323	A	St. Francis (N.Y.)			87	59				
													323	H	St. Francis (N.Y.)			67	48				
				LAST 10 Division I GAMES:																			
							256	N	UMBC			47	66	186	A	Sacred Heart			53	82			
							283	A	Mt. St. Mary's			73	57	210	H	Wagner			72	64			
							256	A	UMBC			47	58	283	H	Mt. St. Mary's			77	71			
							234	A	Long Isl and			69	72	256	H	UMBC			67	48			
							323	H	St. Francis (N.Y.)			67	48	287	A	Central Conn. St.			68	60			

Quinnipiac

Quinnipiac

### Non-Div I Games:

Qui nni pi ac

Loss, Non-Conf, S Site, H Home A Away N Neutral



Average RPI Win: 277

Average RPI Loss: 163

WON-LOST  
RECORDWINNING  
PCT. RANKLAST 10  
GAMESSTRENGTH OF  
SCHEDULEOPP. STRENGTH  
OF SCHEDULETEAM  
RPIADJ.  
RPICONF.  
RPIADJ CONF.  
RPI

DIV. I ONLY

8- 18

261

4- 6

208

265

265

266

26

26

DIV. I NON-CONF.

3- 6

230

0- 1

59

8

128

132

11

11

TOTALS

RPI 1-25

RPI 26-50

W-L RECORDS

RPI 51-100

RPI 150+

8- 18

0- 2

0- 0

OVERALL

0- 2

8- 12

4- 8

0- 0

0- 0

HOME

0- 1

4- 6

3- 9

0- 2

0- 0

AWAY

0- 1

3- 5

1- 1

0- 0

0- 0

NEUTRAL

0- 0

1- 1

3- 6

0- 2

0- 0

NON-CONFERENCE

0- 0

3- 4

1- 4

0- 0

0- 0

HOME

0- 0

1- 3

1- 4

0- 2

0- 0

AWAY

0- 0

1- 1

1- 0

0- 0

0- 0

NEUTRAL

0- 0

1- 0

5- 10

0- 0

0- 0

CONFERENCE

0- 2

5- 8

3- 4

0- 0

0- 0

HOME

0- 1

3- 3

2- 5

0- 0

0- 0

AWAY

0- 1

2- 4

0- 1

0- 0

0- 0

NEUTRAL

0- 0

0- 1

RPI 1-25

RPI 26-50

RPI 51-100

RPI 101+

Team's RPI: 266

RPI	S	Opponent	Score
24	A	Minnesota	53 93
25	A	Virginia Tech	56 78

RPI	S	Opponent	Score
55	A	Liberty	45 59
55	H	Liberty	46 58

RPI	S	Opponent	Score
110	H	Wake Forest	36 56
112	A	Western Caro.	68 78
166	A	Elon	43 50
166	H	Elon	45 50
176	A	High Point	53 64
176	H	High Point	61 60
176	N	High Point	45 59
205	A	Birmingham-So.	49 57
205	H	Birmingham-So.	67 69
219	A	Coastal Caro.	94 96
219	H	Coastal Caro.	38 48
222	H	Marshall	77 74
239	A	Charleston So.	65 75
239	H	Charleston So.	59 61
261	H	East Tenn. St.	60 72
283	H	Mt. St. Mary's	77 85
286	A	Campbell	80 67
293	A	Winthrop	61 50
293	H	Winthrop	61 59
316	A	UNC Asheville	70 60
316	H	UNC Asheville	55 43
317	N	Savannah St.	86 57

RPI	S	Opponent	Score
110	H	Wake Forest	36 56
112	A	Western Caro.	68 78
166	A	Elon	43 50
166	H	Elon	45 50
176	A	High Point	53 64
176	H	High Point	61 60
176	N	High Point	45 59
205	A	Birmingham-So.	49 57
205	H	Birmingham-So.	67 69
219	A	Coastal Caro.	94 96
219	H	Coastal Caro.	38 48
222	H	Marshall	77 74
239	A	Charleston So.	65 75
239	H	Charleston So.	59 61
261	H	East Tenn. St.	60 72
283	H	Mt. St. Mary's	77 85
286	A	Campbell	80 67
293	A	Winthrop	61 50
293	H	Winthrop	61 59
316	A	UNC Asheville	70 60
316	H	UNC Asheville	55 43
317	N	Savannah St.	86 57

LAST 10 Division I GAMES:

176	N	High Point	45 59	205	A	Birmingham-So.	49 57
55	H	Liberty	46 58	293	H	Winthrop	61 59
176	H	High Point	61 60	239	A	Charleston So.	65 75
316	A	UNC Asheville	70 60	219	A	Coastal Caro.	94 96
166	H	Elon	45 50	316	H	UNC Asheville	55 43

Non-Div I Games: Southern Va. 87 37

Radford

Loss, Non-Conf, S Site, H Home A Away N Neutral



Average RPI Win:		162	WON-LOST RECORD		WINNING PCT. RANK	LAST 10 GAMES		STRENGTH OF SCHEDULE	OPP. STRENGTH OF SCHEDULE	TEAM RPI	ADJ. RPI	CONF. RPI	ADJ CONF. RPI
DIV. I ONLY		16- 15			156	5- 5		117	98	126	129	8	8
DIV. I NON-CONF.		8- 3			43	0- 0		207	248	102	103	7	7
TOTALS		RPI 1-25			RPI 26-50	W-L RECORDS		RPI 51-100			RPI 150+		
16- 15		0- 2			2- 3	OVERALL		2- 4			8- 1		
8- 7		0- 0			2- 1	HOME		2- 3			2- 1		
7- 7		0- 2			0- 2	AWAY		0- 1			5- 0		
1- 1		0- 0			0- 0	NEUTRAL		0- 0			1- 0		
8- 3		0- 0			0- 0	NON-CONFERENCE		0- 1			6- 1		
2- 2		0- 0			0- 0	HOME		0- 1			1- 1		
5- 0		0- 0			0- 0	AWAY		0- 0			4- 0		
1- 1		0- 0			0- 0	NEUTRAL		0- 0			1- 0		
8- 12		0- 2			2- 3	CONFERENCE		2- 3			2- 0		
6- 5		0- 0			2- 1	HOME		2- 2			1- 0		
2- 7		0- 2			0- 2	AWAY		0- 1			1- 0		
0- 0		0- 0			0- 0	NEUTRAL		0- 0			0- 0		

RPI 1-25		RPI 26-50		RPI 51-100		RPI 101+ Team's RPI: 129					
RPI	S Opponent	Score	RPI	S Opponent	Score	RPI	S Opponent	Score			
23	A George Washington	38 90	39	A St. Joseph's	53 73	60	H Richmond	70 68	103	A Dayton	53 56
23	A George Washington	49 56	39	H St. Joseph's	54 67	68	A Temple	51 64	103	H Dayton	62 57
			39	H St. Joseph's	62 49	68	H Temple	80 73	122	A Massachusetts	66 57
			40	A Xavier	45 70	70	H Maine	58 65	122	H Massachusetts	45 59
			40	H Xavier	52 48	96	H La Salle	53 58	133	A Maryland	70 64
						97	H Duquesne	62 69	134	N James Madison	53 59
									138	H Kent St.	53 39
									143	A Fordham	68 70
									143	H Fordham	41 67
									159	A Brown	69 62
									172	H Providence	55 63
									183	A Delaware St.	54 52
									228	A St. Bonaventure	67 57
									228	H St. Bonaventure	63 47
									251	A Northeastern	74 60
									255	H Hartford	56 53
									282	N Md. -East. Shore	89 58
									306	A Stetson	67 38

LAST 10 Division I GAMES:							
23	A George Washington	49	56	39	H St. Joseph's	54	67
40	H Xavier	52	48	60	H Richmond	70	68
39	H St. Joseph's	62	49	143	A Fordham	68	70
103	H Dayton	62	57	228	A St. Bonaventure	67	57
96	H La Salle	53	58	143	H Fordham	41	67

Non-Div I Games:

Rhode Island



Average RPI Win: 174			WON-LOST RECORD		WINNING PCT. RANK		LAST 10 GAMES		STRENGTH OF SCHEDULE		OPP. STRENGTH OF SCHEDULE		TEAM RPI		ADJ. RPI		CONF. RPI		ADJ CONF. RPI	
DIV. I ONLY			15- 13		134		7- 3		88		101		102		101		10		10	
DIV. I NON-CONF.			3- 6		230		0- 0		62		63		143		142		10		10	
TOTALS			RPI 1-25		RPI 26-50		W-L RECORDS		RPI 51-100		RPI 150+									
15- 13			0- 4		0- 2		OVERALL		3- 2		10- 2									
10- 3			0- 3		0- 0		HOME		2- 0		6- 0									
4- 8			0- 1		0- 2		AWAY		1- 1		3- 2									
1- 2			0- 0		0- 0		NEUTRAL		0- 1		1- 0									
3- 6			0- 2		0- 2		NON-CONFERENCE		0- 1		3- 1									
2- 2			0- 2		0- 0		HOME		0- 0		2- 0									
0- 3			0- 0		0- 2		AWAY		0- 0		0- 1									
1- 1			0- 0		0- 0		NEUTRAL		0- 1		1- 0									
12- 7			0- 2		0- 0		CONFERENCE		3- 1		7- 1									
8- 1			0- 1		0- 0		HOME		2- 0		4- 0									
4- 5			0- 1		0- 0		AWAY		1- 1		3- 1									
0- 1			0- 0		0- 0		NEUTRAL		0- 0		0- 0									
RPI 1-25			RPI 26-50		RPI 51-100		RPI 101+		Team's RPI: 101											
RPI S	Opponent		Score		RPI S	Opponent		Score		RPI S	Opponent		Score		RPI S	Opponent		Score		
7	H	Texas Tech	66	70	26	A	Col orado	66	85	73	A	Fresno St.	70	77	130	A	Southern Methodi st	62	67	
14	A	Loui si ana Tech	65	79	41	A	Ci nci nnati	54	68	73	H	Fresno St.	59	54	130	H	Southern Methodi st	68	48	
14	H	Loui si ana Tech	63	80						81	N	Wyomi ng	64	82	130	N	Southern Methodi st	55	58	
18	H	Arkansas	50	63						88	A	Hawai i	56	47	132	A	Tul sa	58	59	
										88	H	Hawai i	54	50	132	H	Tul sa	76	73	
															166	N	El on	80	69	
															173	A	San Jose St.	71	63	
															173	H	San Jose St.	61	58	
															182	A	Nebraska	56	71	
															196	H	Tex. A&M-Corp. Chri s	61	55	
															204	A	Boi se St.	51	59	
															204	H	Boi se St.	78	56	
															214	A	UTEP	65	61	
															214	H	UTEP	76	67	
															241	A	Nevada	65	60	
															241	H	Nevada	70	45	
															272	H	Idaho St.	85	49	
LAST 10 Div sion I GAMES:																				
			130	N	Southern Methodi st	55	58			130	H	Southern Methodi st	68	48						
			73	H	Fresno St.	59	54			14	H	Loui si ana Tech	63	80						
			241	H	Nevada	70	45			204	A	Boi se St.	51	59						
			88	A	Hawai i	56	47			214	A	UTEP	65	61						
			173	A	San Jose St.	71	63			132	H	Tul sa	76	73						

Rice

Non-Div I Games:

Rice

Loss, 
Non-Conf, S Site, 
H Home
A Away 
N Neutral



Average RPI Win:		148	WON-LOST	WINNING	LAST 10	STRENGTH OF	OPP. STRENGTH	TEAM	ADJ.	CONF.	ADJ CONF.
Average RPI Loss:		70	RECORD	PCT. RANK	GAMES	SCHEDULE	OF SCHEDULE	RPI	RPI	RPI	RPI
DIV. I ONLY		21- 11	65	6- 4	97	88	59	60	8	8	
DIV. I NON-CONF.		10- 3	30	1- 1	156	177	65	65	7	7	
TOTALS		RPI 1-25	RPI 26-50	W-L RECORDS		RPI 51-100	RPI 150+				
21- 11		0- 2	2- 4	OVERALL		7- 2	8- 1				
11- 3		0- 1	0- 2	HOME		6- 0	2- 0				
7- 5		0- 1	2- 1	AWAY		1- 1	3- 0				
3- 3		0- 0	0- 1	NEUTRAL		0- 1	3- 1				
10- 3		0- 0	0- 2	NON-CONFERENCE		3- 0	6- 1				
6- 0		0- 0	0- 0	HOME		3- 0	2- 0				
2- 1		0- 0	0- 1	AWAY		0- 0	2- 0				
2- 2		0- 0	0- 1	NEUTRAL		0- 0	2- 1				
11- 8		0- 2	2- 2	CONFERENCE		4- 2	2- 0				
5- 3		0- 1	0- 2	HOME		3- 0	0- 0				
5- 4		0- 1	2- 0	AWAY		1- 1	1- 0				
1- 1		0- 0	0- 0	NEUTRAL		0- 1	1- 0				
RPI 1-25		RPI 26-50		RPI 51-100		Team's RPI: 60		RPI 101+			
RPI S	Opponent	Score	RPI S	Opponent	Score	RPI S	Opponent	Score	RPI S	Opponent	Score
23	A George Washington	51 64	30	A Auburn	53 59	55	H Li berty	88 74	103	A Dayton	59 61
23	H George Washington	49 55	39	A St. Joseph's	56 53	68	H Temple	73 66	103	H Dayton	79 60
			39	H St. Joseph's	50 63	68	N Temple	56 58	122	A Massachusetts	69 57
			40	A Xavi er	61 56	76	H Del aware	65 47	129	A Rhode Isl and	68 70
			40	H Xavi er	67 72	87	H Georgetown	79 65	133	H Maryl and	74 52
			42	N UC Santa Barb.	72 82	96	A La Salle	62 74	143	H Fordham	84 66
						96	H La Salle	69 56	175	N Northwestern	65 68
						97	A Duquesne	66 63	200	H Va. Commonweal th	79 51
						97	H Duquesne	81 66	210	N Wagner	73 64
									228	A St. Bonaventure	72 49
									228	N St. Bonaventure	58 43
									262	A William & Mary	75 62
									263	N Stony Brook	91 60
									271	H Ri der	74 60
									283	A Mt. St. Mary's	77 52
LAST 10 Division I GAMES:											
30	A Auburn	53 59	23	A George Washington	51 64						
39	A St. Joseph's	56 53	129	A Rhode Island	68 70						
87	H Georgetown	79 65	96	H La Salle	69 56						
68	N Temple	56 58	122	A Massachusetts	69 57						
228	N St. Bonaventure	58 43	97	H Duquesne	81 66						

Non-Div I Games:

Richmond



Average RPI Win: 264		WON-LOST RECORD	WINNING PCT. RANK	LAST 10 GAMES	STRENGTH OF SCHEDULE	OPP. STRENGTH OF SCHEDULE	TEAM RPI	ADJ. RPI	CONF. RPI	ADJ CONF. RPI
DIV. I ONLY		8- 20	271	2- 8	234	231	271	271	18	18
DIV. I NON-CONF.		5- 4	121	0- 0	233	318	190	192	19	19
TOTALS		RPI 1-25	RPI 26-50	W-L RECORDS	RPI 51-100	RPI 150+				
8- 20		0- 0	0- 0	OVERALL	0- 5	8- 12				
4- 8		0- 0	0- 0	HOME	0- 2	4- 5				
4- 10		0- 0	0- 0	AWAY	0- 3	4- 5				
0- 2		0- 0	0- 0	NEUTRAL	0- 0	0- 2				
5- 4		0- 0	0- 0	NON-CONFERENCE	0- 1	5- 2				
2- 1		0- 0	0- 0	HOME	0- 0	2- 1				
3- 2		0- 0	0- 0	AWAY	0- 1	3- 0				
0- 1		0- 0	0- 0	NEUTRAL	0- 0	0- 1				
3- 16		0- 0	0- 0	CONFERENCE	0- 4	3- 10				
2- 7		0- 0	0- 0	HOME	0- 2	2- 4				
1- 8		0- 0	0- 0	AWAY	0- 2	1- 5				
0- 1		0- 0	0- 0	NEUTRAL	0- 0	0- 1				
RPI 1-25		RPI 26-50		RPI 51-100		RPI 101+		Team's RPI : 271		
RPI S	Opponent	Score	RPI S	Opponent	Score	RPI S	Opponent	Score		
					54 <span>A</span> Si ena	60 <span>85</span>	113 <span>A</span> Ni agara	70 <span>90</span>		
					54 <span>H</span> Si ena	58 <span>72</span>	113 <span>H</span> Ni agara	62 <span>64</span>		
					60 <span>A</span> Ri chmond	60 <span>74</span>	133 <span>A</span> Maryl and	66 <span>104</span>		
					77 <span>A</span> Manhattan	57 <span>73</span>	178 <span>H</span> Ameri can	68 <span>80</span>		
					77 <span>H</span> Manhattan	69 <span>74</span>	181 <span>A</span> Fai rfi el d	72 <span>79</span>		
							181 <span>H</span> Fai rfi el d	61 <span>78</span>		
							181 <span>N</span> Fai rfi el d	53 <span>67</span>		
							183 <span>A</span> Del aware St.	75 62		
							189 <span>A</span> Cani si us	73 <span>86</span>		
							189 <span>H</span> Cani si us	63 <span>72</span>		
							190 <span>A</span> St. Peter' s	57 <span>81</span>		
							190 <span>H</span> St. Peter' s	50 <span>67</span>		
							207 <span>A</span> Mari st	78 <span>88</span>		
							207 <span>H</span> Mari st	63 53		
							217 <span>A</span> Monmouth	77 74		
							244 <span>A</span> Loyol a (Md. )	70 <span>79</span>		
							244 <span>H</span> Loyol a (Md. )	60 <span>62</span>		
							268 <span>H</span> Pri nceton	95 85		
							282 <span>N</span> Md. -East. Shore	75 <span>79</span>		
							283 <span>H</span> Mt. St. Mary' s	85 84		
							314 <span>A</span> Iona	83 76		
							314 <span>H</span> Iona	72 58		
							322 <span>A</span> Morgan St.	88 59		
		LAST 10 Div		sion I GAMES:						
					181 <span>N</span> Fai rfi el d	53 <span>67</span>	207 <span>H</span> Mari st	63 53		
					113 <span>A</span> Ni agara	70 <span>90</span>	181 <span>A</span> Fai rfi el d	72 <span>79</span>		
					189 <span>A</span> Cani si us	73 <span>86</span>	54 <span>A</span> Si ena	60 <span>85</span>		
					190 <span>A</span> St. Peter' s	57 <span>81</span>	244 <span>H</span> Loyol a (Md. )	60 <span>62</span>		
					314 <span>H</span> Iona	72 58	244 <span>A</span> Loyol a (Md. )	70 <span>79</span>		

Ri der

Non-Di v I Games:

Ri der

■ Loss, 
 ■ Non-Conf, S Site, 
 ■ Home 
 ■ Away 
 N Neutral



Average RPI Win:		256	WON-LOST RECORD		321	LAST 10 GAMES		0- 10	STRENGTH OF SCHEDULE		236	OPP. STRENGTH OF SCHEDULE		307	TEAM RPI		319	ADJ. RPI		318	CONF. RPI		31	ADJ CONF. RPI		31
Average RPI Loss:		207	WON-LOST RECORD		315	LAST 10 GAMES		0- 0	STRENGTH OF SCHEDULE		225	OPP. STRENGTH OF SCHEDULE		211	TEAM RPI		314	ADJ. RPI		314	CONF. RPI		31	ADJ CONF. RPI		31
TOTALS		RPI 1-25	RPI 26-50		W-L RECORDS		RPI 51-100		RPI 150+																	
1- 26		0- 0	0- 0		OVERALL		0- 5		1- 19																	
1- 11		0- 0	0- 0		HOME		0- 2		1- 8																	
0- 14		0- 0	0- 0		AWAY		0- 2		0- 11																	
0- 1		0- 0	0- 0		NEUTRAL		0- 1		0- 0																	
0- 9		0- 0	0- 0		NON-CONFERENCE		0- 3		0- 4																	
0- 3		0- 0	0- 0		HOME		0- 1		0- 1																	
0- 5		0- 0	0- 0		AWAY		0- 1		0- 3																	
0- 1		0- 0	0- 0		NEUTRAL		0- 1		0- 0																	
1- 17		0- 0	0- 0		CONFERENCE		0- 2		1- 15																	
1- 8		0- 0	0- 0		HOME		0- 1		1- 7																	
0- 9		0- 0	0- 0		AWAY		0- 1		0- 8																	
0- 0		0- 0	0- 0		NEUTRAL		0- 0		0- 0																	
RPI 1-25		RPI 26-50		RPI 51-100		RPI 101+		Team's RPI: 318																		
RPI S	Opponent	Score	RPI S	Opponent	Score	RPI S	Opponent	Score	RPI S	Opponent	Score															
						70 N	Maine	54 96	123 H	West Virginia	45 114															
						91 A	St. Francis (Pa.)	42 81	127 A	Pittsburgh	51 90															
						91 H	St. Francis (Pa.)	40 71	167 H	Davidson	64 77															
						96 A	La Salle	56 75	186 A	Quinnipiac	61 83															
						97 H	Duquesne	58 75	186 A	Sacred Heart	42 76															
									186 H	Sacred Heart	54 68															
									210 A	Wagner	43 75															
									210 H	Wagner	56 80															
									217 A	Monmouth	34 50															
									217 H	Monmouth	58 90															
									234 H	Long Island	41 53															
									249 A	Ohio	76 85															
									256 A	UMBC	40 57															
									256 H	UMBC	85 82															
									282 A	Md. -East. Shore	59 61															
									283 A	Mt. St. Mary's	71 82															
									283 H	Mt. St. Mary's	53 73															
									287 A	Central Conn. St.	55 67															
									298 A	Youngstown St.	68 82															
									310 A	Fairleigh Dickinson	75 82															
									310 H	Fairleigh Dickinson	61 79															
									323 H	St. Francis (N.Y.)	62 65															
LAST 10 Division I GAMES:																										
310 A	Fairleigh Dickinson	75 82	256 A	UMBC	40 57																					
217 A	Monmouth	34 50	323 H	St. Francis (N.Y.)	62 65																					
310 H	Fairleigh Dickinson	61 79	234 H	Long Island	41 53																					
217 H	Monmouth	58 90	91 H	St. Francis (Pa.)	40 71																					
283 A	Mt. St. Mary's	71 82	210 A	Wagner	43 75																					

Robert Morris

R  
o  
b  
e  
r  
t  
M  
o  
r  
r  
i  
s

### Non-Div I Games:

Robert Morris

■ Loss, ■ Non-Conf, S Site, H Home A Away N Neutral



Average RPI Win: 94		WON-LOST	WINNING	LAST 10	STRENGTH OF	OPP. STRENGTH	TEAM	ADJ.	CONF.	ADJ CONF.	
Average RPI Loss: 22		RECORD	PCT. RANK	GAMES	SCHEDULE	OF SCHEDULE	RPI	RPI	RPI	RPI	
DIV. I ONLY		21- 8	38	7- 3	17	10	17	17	3	3	
DIV. I NON-CONF.		8- 4	68	1- 1	19	21	27	24	4	4	
TOTALS		RPI 1-25	RPI 26-50	W-L RECORDS	RPI 51-100	RPI 150+					
21- 8		5- 6	2- 1	OVERALL	5- 1	6- 0					
11- 2		3- 1	1- 0	HOME	1- 1	3- 0					
9- 6		2- 5	1- 1	AWAY	3- 0	3- 0					
1- 0		0- 0	0- 0	NEUTRAL	1- 0	0- 0					
8- 4		1- 3	2- 1	NON-CONFERENCE	2- 0	3- 0					
4- 0		1- 0	1- 0	HOME	0- 0	2- 0					
3- 4		0- 3	1- 1	AWAY	1- 0	1- 0					
1- 0		0- 0	0- 0	NEUTRAL	1- 0	0- 0					
13- 4		4- 3	0- 0	CONFERENCE	3- 1	3- 0					
7- 2		2- 1	0- 0	HOME	1- 1	1- 0					
6- 2		2- 2	0- 0	AWAY	2- 0	2- 0					
0- 0		0- 0	0- 0	NEUTRAL	0- 0	0- 0					
RPI 1-25		RPI 26-50		RPI 51-100		RPI 101+					
RPI S	Opponent	Score	RPI S	Opponent	Score	RPI S	Opponent	Score	RPI S	Opponent	Score
2	A Connecticut	62 67	33	A Virginia	64 68	57	N Western Ky.	64 52	118	H Syracuse	75 55
5	A Villanova	50 49	44	A Old Dominion	67 59	65	H Miami (Fla.)	65 56	123	H West Virginia	65 50
5	H Villanova	58 57	45	H Harvard	79 40	65	H Miami (Fla.)	74 77	127	H Pittsburgh	67 53
7	A Texas Tech	81 94				68	A Temple	52 42	164	A California	56 49
13	H Boston College	71 72				87	A Georgetown	93 52	170	A St. John's (N.Y.)	69 38
15	A Stanford	60 64				100	A Seton Hall	60 45	170	H St. John's (N.Y.)	70 64
19	A Georgia	64 74							172	A Providence	71 44
22	A Notre Dame	64 61							175	H Northwestern	62 50
23	H George Washington	87 72							210	H Wagner	70 41
25	A Virginia Tech	64 66									
25	H Virginia Tech	67 43									



Average RPI Win:		82	WON-LOST		WINNING	LAST 10	STRENGTH OF		OPP. STRENGTH	TEAM	ADJ.	CONF.	ADJ CONF.
Average RPI Loss:		191	RECORD		PCT. RANK	GAMES	SCHEDULE		OF SCHEDULE	RPI	RPI	RPI	RPI
DIV. I ONLY		1- 24	320		1- 9		258		215		318		319
DIV. I NON-CONF.		0- 11	315		0- 0		309		256		322		322
TOTALS		RPI 1-25	RPI 26-50		W-L RECORDS		RPI 51-100		RPI 150+				
1- 24		0- 0	0- 0		OVERALL		1- 7		0- 17				
0- 13		0- 0	0- 0		HOME		0- 3		0- 10				
1- 10		0- 0	0- 0		AWAY		1- 3		0- 7				
0- 1		0- 0	0- 0		NEUTRAL		0- 1		0- 0				
0- 11		0- 0	0- 0		NON-CONFERENCE		0- 2		0- 9				
0- 6		0- 0	0- 0		HOME		0- 0		0- 6				
0- 4		0- 0	0- 0		AWAY		0- 1		0- 3				
0- 1		0- 0	0- 0		NEUTRAL		0- 1		0- 0				
1- 13		0- 0	0- 0		CONFERENCE		1- 5		0- 8				
0- 7		0- 0	0- 0		HOME		0- 3		0- 4				
1- 6		0- 0	0- 0		AWAY		1- 2		0- 4				
0- 0		0- 0	0- 0		NEUTRAL		0- 0		0- 0				
RPI 1-25		RPI 26-50		RPI 51-100		RPI 101+		Team's RPI: 319					
RPI S	Opponent	Score	RPI S	Opponent	Score	RPI S	Opponent	Score	RPI S	Opponent	Score		
						62 A	Weber St.	47 73	191 A	Paci fi c (Cal .)	50 92		
						62 H	Weber St.	51 76	193 A	Eastern Wash.	46 77		
						66 N	UCLA	43 106	193 H	Eastern Wash.	40 69		
						82 A	Montana St.	62 60	206 A	Northern Ari z.	44 73		
						82 H	Montana St.	53 91	206 H	Northern Ari z.	64 75		
						88 A	Hawai i	53 79	215 H	San Di ego St.	68 77		
						98 A	Montana	45 75	220 H	St. Mary's (Cal .)	56 64		
						98 H	Montana	45 82	224 H	San Di ego	45 71		
									237 A	Portland St.	55 69		
									237 H	Portland St.	51 77		
									241 H	Nevada	54 65		
									246 A	Ai r Force	61 86		
									272 A	Idaho St.	62 77		
									272 H	Idaho St.	67 70		
									280 H	Southern Utah	45 52		
									289 H	Cal Pol y	49 60		
									301 A	UC Ri versi de	56 65		
LAST 10 Division I GAMES:													
						206 H	Northern Ari z.	64 75	237 A	Portland St.	55 69		
						82 A	Montana St.	62 60	193 A	Eastern Wash.	46 77		
						98 A	Montana	45 75	206 A	Northern Ari z.	44 73		
						272 H	Idaho St.	67 70	98 H	Montana	45 82		
						62 H	Weber St.	51 76	82 H	Montana St.	53 91		

Sacramento St.

Non-Div I Games: Notre Dame de Naï77 55 San Jose Christi 90 46

Sacramento St.



Sacramento				Michigan State							
Average RPI Win:	269	WON-LOST RECORD	WINNING PCT. RANK	LAST 10 GAMES	STRENGTH OF SCHEDULE	OPP. STRENGTH OF SCHEDULE	TEAM RPI	ADJ. RPI	CONF. RPI	ADJ CONF. RPI	
DIV. I ONLY	18- 10	74	8- 2		303	309	184	186	31	31	
DIV. I NON-CONF.	6- 3	68	0- 0		300	255	186	188	31	31	
<hr/>											
TOTALS	RPI 1-25		RPI 26-50		W-L RECORDS		RPI 51-100		RPI 150+		
18- 10	0- 0		0- 0		OVERALL		0- 3		18- 6		
10- 3	0- 0		0- 0		HOME		0- 1		10- 2		
8- 7	0- 0		0- 0		AWAY		0- 2		8- 4		
0- 0	0- 0		0- 0		NEUTRAL		0- 0		0- 0		
<hr/>											
6- 3	0- 0		0- 0		NON-CONFERENCE		0- 1		6- 1		
3- 0	0- 0		0- 0		HOME		0- 0		3- 0		
3- 3	0- 0		0- 0		AWAY		0- 1		3- 1		
0- 0	0- 0		0- 0		NEUTRAL		0- 0		0- 0		
<hr/>											
12- 7	0- 0		0- 0		CONFERENCE		0- 2		12- 5		
7- 3	0- 0		0- 0		HOME		0- 1		7- 2		
5- 4	0- 0		0- 0		AWAY		0- 1		5- 3		
0- 0	0- 0		0- 0		NEUTRAL		0- 0		0- 0		
<hr/>											
RPI 1-25		RPI 26-50			RPI 51-100			RPI 101+ Team's RPI : 186			
RPI S	Opponent	Score	RPI S	Opponent	Score	RPI S	Opponent	Score	RPI S	Opponent	Score
						80 A	Marquette	49 76	122 A	Massachusetts	48 74
						91 A	St. Francis (Pa.)	36 61	159 H	Brown	85 73
						91 H	St. Francis (Pa.)	63 66	186 A	Quinnipiac	65 66
									186 H	Quinnipiac	82 53
									210 A	Wagner	63 66
									210 H	Wagner	59 43
									217 A	Monmouth	59 53
									217 H	Monmouth	59 60
									229 A	Columbia	69 73
									233 H	New Hampshire	64 57
									234 A	Long Island	53 60
									234 H	Long Island	48 51
									256 H	UMBC	66 47
									268 A	Princeton	69 61
									283 H	Mt. St. Mary's	71 64
									284 H	Albany (N.Y.)	69 63
									287 A	Central Conn. St.	63 55
									287 H	Central Conn. St.	70 49
									291 A	Yale	70 54
									309 A	Lafayette	75 70
									310 A	Fairleigh Dickinson	74 54
									310 H	Fairleigh Dickinson	60 58
									318 A	Robert Morris	68 54
									318 H	Robert Morris	76 42
									323 A	St. Francis (N.Y.)	71 52
<hr/>											
LAST 10 Division I GAMES:											
	234 H	Long Island	48 51		283 H	Mt. St. Mary's	71 64				
	323 A	St. Francis (N.Y.)	71 52		186 H	Quinnipiac	82 53				
	234 A	Long Island	53 60		287 H	Central Conn. St.	70 49				
	287 A	Central Conn. St.	63 55		217 A	Monmouth	59 53				
	256 H	UMBC	66 47		310 A	Fairleigh Dickinson	74 54				

Sacred Heart

S  
a  
c  
r  
e  
d  
H  
e  
a  
r  
t

### Non-Div I Games:

Sacred Heart

■ Loss, ■ Non-Conf, S Site, H Home A Away N Neutral



Average RPI Win: 266												WON-LOST RECORD		WINNING PCT. RANK		LAST 10 GAMES		STRENGTH OF SCHEDULE		OPP. STRENGTH OF SCHEDULE		TEAM RPI		ADJ. RPI		CONF. RPI		ADJ CONF. RPI																			
Average RPI Loss: 195																																															
DIV. I ONLY												7- 20		282		2- 8		292		289		300		300		27		27																			
DIV. I NON-CONF.												3- 4		201		1- 0		203		232		210		209		26		26																			
TOTALS												RPI 1-25		RPI 26-50		W-L RECORDS		RPI 51-100				RPI 150+																									
7- 20												0- 0		0- 1		OVERALL		0- 1				7- 17																									
5- 6												0- 0		0- 0		HOME		0- 0				5- 6																									
1- 12												0- 0		0- 1		AWAY		0- 0				1- 10																									
1- 2												0- 0		0- 0		NEUTRAL		0- 1				1- 1																									
3- 4												0- 0		0- 1		NON-CONFERENCE		0- 1				3- 1																									
1- 0												0- 0		0- 0		HOME		0- 0				1- 0																									
1- 2												0- 0		0- 1		AWAY		0- 0				1- 0																									
1- 2												0- 0		0- 0		NEUTRAL		0- 1				1- 1																									
4- 16												0- 0		0- 0		CONFERENCE		0- 0				4- 16																									
4- 6												0- 0		0- 0		HOME		0- 0				4- 6																									
0- 10												0- 0		0- 0		AWAY		0- 0				0- 10																									
0- 0												0- 0		0- 0		NEUTRAL		0- 0				0- 0																									
RPI 1-25												RPI 26-50		RPI 51-100		Team's RPI : 300																															
RPI S	Opponent					Score	RPI S	Opponent					Score	RPI S	Opponent					Score	RPI S	Opponent					Score																				
34	A	Oklahoma				52	79	89	N	Northern Iowa				49	88	107	A	Houston				54	106	157	A	Texas-San Antonio				53	65																
																157	H	Texas-San Antonio				48	59	161	A	Southwest Tex. St.				57	66																
																161	H	Southwest Tex. St.				55	72	162	A	Stephen F. Austin				69	77																
																162	H	Stephen F. Austin				55	73	192	A	Northwestern St.				62	82																
																192	H	Northwestern St.				77	69	196	H	Tex. A&M-Corp. Chris				66	64																
																								217	N	Monmouth				70	77																
																218	A	La. -Monroe				72	89	218	H	La. -Monroe				50	60																
																221	A	Texas-Arlington				46	77	221	H	Texas-Arlington				58	69																
																269	A	Nicholls St.				58	62	269	H	Nicholls St.				56	57																
																277	A	McNeese St.				67	79	277	H	McNeese St.				67	64																
																281	A	Southeastern La.				64	70	281	H	Southeastern La.				61	52																
																292	N	Eastern Ill.				64	61	303	A	Texas Southern				72	63																
																								320	A	Lamar				48	60																
																								320	H	Lamar				65	61																
LAST 10 Division I GAMES:												LAST 10 Division I GAMES:												LAST 10 Division I GAMES:												LAST 10 Division I GAMES:											
277	H	McNeese St.				67	64	157	H	Texas-San Antonio				48	59	320	A	Lamar				48	60	192	A	Northwestern St.				62	82																
218	A	La. -Monroe				72	89	161	H	Southwest Tex. St.				55	72	269	A	Nicholls St.				58	62	281	A	Southeastern La.				64	70																
162	H	Stephen F. Austin				55	73	196	H	Tex. A&M-Corp.				66	64																																
221	H	Texas-Arlington				58	69																																								

### Non-Div I Games:

Sam Houston St.

Loss, Non-Conf, S Site, H Home A Away N Neutral



Chris

S  
a  
m  
H  
o  
u  
s  
t  
o  
n  
S  
t  
.

S  
a  
m  
H  
o  
u  
s  
t  
o  
n  
S  
t  
.



Average RPI Win: 244		WON-LOST	WINNING	LAST 10	STRENGTH OF	OPP. STRENGTH	TEAM	ADJ.	CONF.	ADJ CONF.
Average RPI Loss: 202		RECORD	PCT. RANK	GAMES	SCHEDULE	OF SCHEDULE	RPI	RPI	RPI	RPI
DIV. I ONLY		6- 20	293	3- 7	266	292	301	299	29	29
DIV. I NON-CONF.		3- 7	247	0- 0	218	251	258	257	29	29
TOTALS		RPI 1-25	RPI 26-50	W-L RECORDS	RPI 51-100	RPI 150+				
6- 20		0- 0	0- 1	OVERALL	1- 1	5- 13				
2- 8		0- 0	0- 0	HOME	0- 1	2- 5				
2- 11		0- 0	0- 1	AWAY	1- 0	1- 7				
2- 1		0- 0	0- 0	NEUTRAL	0- 0	2- 1				
3- 7		0- 0	0- 1	NON-CONFERENCE	1- 1	2- 2				
0- 2		0- 0	0- 0	HOME	0- 1	0- 0				
1- 4		0- 0	0- 1	AWAY	1- 0	0- 1				
2- 1		0- 0	0- 0	NEUTRAL	0- 0	2- 1				
3- 13		0- 0	0- 0	CONFERENCE	0- 0	3- 11				
2- 6		0- 0	0- 0	HOME	0- 0	2- 5				
1- 7		0- 0	0- 0	AWAY	0- 0	1- 6				
0- 0		0- 0	0- 0	NEUTRAL	0- 0	0- 0				
RPI S Opponent Score		RPI S Opponent Score			RPI S Opponent Score			RPI S Opponent Team's RPI: 299 Score		
37 A Chattanooga 40 68		74 H Al abama 46 68			85 A Al abama St. 47 44			131 A Southern Mi ss. 60 68		
								136 H Southeast Mo. St. 48 89		
								141 A Georgi a St. 52 64		
								141 H Georgi a St. 43 62		
								145 A Eastern Ky. 44 65		
								160 H UCF 49 71		
								197 A Bel mont 53 66		
								197 H Bel mont 48 52		
								198 A Troy St. 45 55		
								201 H Fla. Atlantic 46 60		
								209 N Morehead St. 71 58		
								238 A Jacksonville St. 78 71		
								238 H Jacksonville St. 60 68		
								267 A Mercer 57 85		
								275 N Al abama A&M 55 67		
								286 A Campbel l 42 49		
								286 H Campbel l 50 60		
								304 A Gardner-Webb 49 70		
								304 H Gardner-Webb 73 64		
								306 H Stetson 52 48		
								311 A Jacksonville 41 52		
								316 A UNC Asheville 56 62		
								324 N Morris Brown 70 50		
LAST 10 Div		si on I GAMES:								
238 A Jacksonville St. 78 71		198 A Troy St. 45 55								
141 A Georgi a St. 52 64		267 A Mercer 57 85								
197 A Bel mont 53 66		311 A Jacksonville 41 52								
286 H Campbel l 50 60		306 H Stetson 52 48								
304 H Gardner-Webb 73 64		160 H UCF 49 71								

Non-Div I Games: Martin Methodist 70 58

Samford



Average RPI Win: 189

Average RPI Loss: 159

WON-LOST  
RECORDWINNING  
PCT. RANKLAST 10  
GAMESSTRENGTH OF  
SCHEDULEOPP. STRENGTH  
OF SCHEDULETEAM  
RPIADJ.  
RPICONF.  
RPIADJ CONF.  
RPI

DIV. I ONLY

13- 17

196

4- 6

232

150

224

224

12

12

DIV. I NON-CONF.

6- 7

167

0- 0

298

238

254

256

13

13

TOTALS

RPI 1-25

RPI 26-50

W-L RECORDS

RPI 51-100

RPI 150+

13- 17

0- 0

0- 3

OVERALL

1- 1

11- 9

7- 7

0- 0

0- 1

HOME

1- 0

6- 3

6- 10

0- 0

0- 2

AWAY

0- 1

5- 6

0- 0

0- 0

0- 0

NEUTRAL

0- 0

0- 0

6- 7

0- 0

0- 0

NON-CONFERENCE

0- 0

5- 5

2- 4

0- 0

0- 0

HOME

0- 0

2- 2

4- 3

0- 0

0- 0

AWAY

0- 0

3- 3

0- 0

0- 0

0- 0

NEUTRAL

0- 0

0- 0

7- 10

0- 0

0- 3

CONFERENCE

1- 1

6- 4

5- 3

0- 0

0- 1

HOME

1- 0

4- 1

2- 7

0- 0

0- 2

AWAY

0- 1

2- 3

0- 0

0- 0

0- 0

NEUTRAL

0- 0

0- 0

RPI 1-25

RPI 26-50

RPI 51-100

RPI 101+



Team's RPI: 224



RPI S Opponent Score



RPI S Opponent Score



RPI S Opponent Score


RPI S Opponent Score


43  Pepperdi ne 52  90



43  Pepperdi ne 53  62



43  Pepperdi ne 54  69



99  Santa Clara 43  77



99  Santa Clara 80 77



103  Dayton 76 66


138  Kent St. 57  62


146  Kansas 56  59


149  Gonzaga 72  86


149  Gonzaga 58  67



153  Loyol a Marymount 47  67



153  Loyol a Marymount 65 61


165  San Franci sco 61 57


165  San Franci sco 66 54



165  San Franci sco 76 72



182  Nebraska 61  62


188  Portl and 60  65



188  Portl and 78 66



191  Paci fi c (Cal .) 53 50


194  Oaki and 57  65


202  UC Irvi ne 61  68



215  San Di ego St. 72 53


220  St. Mary' s (Cal .) 51  61



220  St. Mary' s (Cal .) 60  63


220  St. Mary' s (Cal .) 69 56

226  Denver 56 37



241  Nevada 70  80


243  Long Beach St. 73 58


297  Cal St. Fullerton 74  76



319  Sacramento St. 71 45



LAST 10 Division I GAMES:


43  Pepperdi ne 53  62



165  San Franci sco 66 54



220  St. Mary' s (Cal .) 69 56



149  Gonzaga 72  86


188  Portl and 60  65

165  San Franci sco 76 72

220  St. Mary' s (Cal .) 60  63

153  Loyol a Marymount 47  67

43  Pepperdi ne 52  90

99  Santa Clara 80 77

Non-Di v I Games:

San Di ego



San Diego St.											Creighton Games of 2005-11-16											
Average RPI Win:		232		WON-LOST RECORD		WINNING PCT. RANK		LAST 10 GAMES		STRENGTH OF SCHEDULE		OPP. STRENGTH OF SCHEDULE		TEAM RPI		ADJ. RPI		CONF. RPI		ADJ CONF. RPI		
Average RPI Loss:		93																				
DIV. I ONLY				9- 18		247		2- 8		136		112		218		215		6		6		
DIV. I NON-CONF.				6- 6		150		0- 0		283		299		236		239		9		9		
TOTALS				RPI 1-25		RPI 26-50		W-L RECORDS		RPI 51-100		RPI 150+										
9- 18				0- 0		1- 7		OVERALL		0- 5		7- 4										
6- 7				0- 0		1- 3		HOME		0- 2		4- 1										
2- 10				0- 0		0- 3		AWAY		0- 3		2- 3										
1- 1				0- 0		0- 1		NEUTRAL		0- 0		1- 0										
6- 6				0- 0		0- 1		NON-CONFERENCE		0- 1		5- 4										
4- 2				0- 0		0- 1		HOME		0- 0		3- 1										
1- 4				0- 0		0- 0		AWAY		0- 1		1- 3										
1- 0				0- 0		0- 0		NEUTRAL		0- 0		1- 0										
3- 12				0- 0		1- 6		CONFERENCE		0- 4		2- 0										
2- 5				0- 0		1- 2		HOME		0- 2		1- 0										
1- 6				0- 0		0- 3		AWAY		0- 2		1- 0										
0- 1				0- 0		0- 1		NEUTRAL		0- 0		0- 0										
RPI 1-25				RPI 26-50		RPI 51-100		RPI 101+		Team's RPI: 215												
RPI S	Opponent			Score	RPI S	Opponent			Score	RPI S	Opponent			Score	RPI S	Opponent			Score			
27	A	New Mexi co			42	75	51	A	Bri gham Young			56	87	111	A	UNLV			61	81		
27	H	New Mexi co			46	64	51	H	Bri gham Young			46	61	111	H	UNLV			48	50		
27	N	New Mexi co			49	54	73	A	Fresno St.			49	59	148	H	UMKC			56	52		
28	A	Utah			22	66	81	A	Wyomi ng			43	60	178	H	Ameri can			62	45		
28	H	Utah			44	59	81	H	Wyomi ng			52	66	202	H	UC Ir vine			58	61		
47	A	Col orado St.			49	81							220	A	St. Mary' s (Cal .)			47	60			
47	H	Col orado St.			60	47							224	A	San Diego			53	72			
50	H	Creighton			72	79							237	A	Portland St.			55	59			
													246	A	Ai r Force			73	55			
													246	H	Ai r Force			69	57			
													270	N	Murray St.			59	54			
													315	H	Cal St. Northridge			75	54			
													319	A	Sacramento St.			77	68			
													321	H	Centenary (La.)			75	58			
LAST 10 Division I GAMES:																						
27	N	New Mexi co			49	54	51	A	Bri gham Young			56	87									
47	A	Col orado St.			49	81	28	A	Utah			22	66									
81	A	Wyomi ng			43	60	111	A	UNLV			61	81									
27	H	New Mexi co			46	64	81	H	Wyomi ng			52	66									
246	H	Ai r Force			69	57	47	H	Col orado St.			60	47									

### Non-Div l Games:

San Di ego St.

Loss, Non-Conf, S Site, H Home A Away N Neutral



Average RPI Win: 151		WON-LOST RECORD	WINNING PCT. RANK	LAST 10 GAMES	STRENGTH OF SCHEDULE	OPP. STRENGTH OF SCHEDULE	TEAM RPI	ADJ. RPI	CONF. RPI	ADJ CONF. RPI
DIV. I ONLY		12- 17	210	6- 4	100	122	166	165	12	12
DIV. I NON-CONF.		5- 9	228	0- 0	101	94	172	170	13	13
TOTALS		RPI 1-25	RPI 26-50	W-L RECORDS	RPI 51-100	RPI 150+				
12- 17		0- 1	2- 2	OVERALL	2- 4	7- 7				
5- 10		0- 1	1- 0	HOME	1- 3	2- 4				
7- 7		0- 0	1- 2	AWAY	1- 1	5- 3				
0- 0		0- 0	0- 0	NEUTRAL	0- 0	0- 0				
5- 9		0- 1	0- 2	NON-CONFERENCE	1- 3	4- 1				
2- 5		0- 1	0- 0	HOME	1- 2	1- 0				
3- 4		0- 0	0- 2	AWAY	0- 1	3- 1				
0- 0		0- 0	0- 0	NEUTRAL	0- 0	0- 0				
7- 8		0- 0	2- 0	CONFERENCE	1- 1	3- 6				
3- 5		0- 0	1- 0	HOME	0- 1	1- 4				
4- 3		0- 0	1- 0	AWAY	1- 0	2- 2				
0- 0		0- 0	0- 0	NEUTRAL	0- 0	0- 0				

RPI 1-25		RPI 26-50		RPI 51-100		RPI 101+ Team's RPI: 165		
RPI S	Opponent	Score	RPI S	Opponent	Score	RPI S	Opponent	Score
15	H Stanford	57 59	43	A Pepperdi ne	71 61	51	H Brigham Young	65 68
			43	H Pepperdi ne	69 61	73	A Fresno St.	57 61
			47	A Colorado St.	58 76	98	H Montana	66 68
			48	A Washi ngton	56 83	99	A Santa Clara	69 67
						99	H Santa Clara	41 57
						100	H Seton Hall	62 44

Non-Div I Games:

San Francisco



Average RPI Win: 195		WON-LOST	WINNING	LAST 10	STRENGTH OF	OPP. STRENGTH	TEAM	ADJ.	CONF.	ADJ CONF.
Average RPI Loss: 107		RECORD	PCT. RANK	GAMES	SCHEDULE	OF SCHEDULE	RPI	RPI	RPI	RPI
DIV. I ONLY	13- 15	177	5- 5	165	114	172	173	10	10	
DIV. I NON-CONF.	4- 5	188	0- 0	243	242	231	230	10	10	
TOTALS	RPI 1-25	RPI 26-50	W-L RECORDS	RPI 51-100	RPI 150+					
13- 15	0- 2	0- 0	OVERALL	2- 5	9- 2					
9- 4	0- 1	0- 0	HOME	2- 1	5- 0					
4- 8	0- 1	0- 0	AWAY	0- 2	4- 1					
0- 3	0- 0	0- 0	NEUTRAL	0- 2	0- 1					
4- 5	0- 0	0- 0	NON-CONFERENCE	0- 2	3- 2					
3- 1	0- 0	0- 0	HOME	0- 1	2- 0					
1- 2	0- 0	0- 0	AWAY	0- 0	1- 1					
0- 2	0- 0	0- 0	NEUTRAL	0- 1	0- 1					
9- 10	0- 2	0- 0	CONFERENCE	2- 3	6- 0					
6- 3	0- 1	0- 0	HOME	2- 0	3- 0					
3- 6	0- 1	0- 0	AWAY	0- 2	3- 0					
0- 1	0- 0	0- 0	NEUTRAL	0- 1	0- 0					
RPI S	RPI 1-25	Score	RPI S	RPI 26-50	Score	RPI S	RPI 51-100	Score	RPI S	RPI 101+ Team's RPI: 173
14	A Loui si ana Tech	38 83				52	N Bayl or	46 78	101	A Ri ce 58 61
14	H Loui si ana Tech	59 66				73	A Fresno St.	80 96	101	H Ri ce 63 71
						73	H Fresno St.	66 53	116	H Oregon St. 59 47
						73	N Fresno St.	57 63	130	A Southern Methodi st 77 86
						88	A Hawai i	40 54	130	H Southern Methodi st 58 61
						88	H Hawai i	71 67	132	A Tul sa 52 89
						99	H Santa Cl ara	54 61	132	H Tul sa 88 86
									149	A Gonzaga 54 65
									177	N Northern Ill. 72 78
									204	A Boi se St. 73 61
									204	H Boi se St. 69 64
									211	H Loyol a (Ill.) 85 66
									214	A UTEP 87 84
									214	H UTEP 83 60
									241	A Nevada 77 52
									241	H Nevada 63 60
									274	A Idaho 57 73
									280	A Southern Utah 84 68
									315	H Cal St. Northrid ge 76 51
LAST 10 Division I GAMES:										
			73	N Fresno St.	57 63	241	A Nevada	77 52		
			204	A Boi se St.	73 61	73	A Fresno St.	80 96		
			214	A UTEP	87 84	88	H Hawai i	71 67		
			132	H Tul sa	88 86	14	H Loui si ana Tech	59 66		
			101	H Ri ce	63 71	130	H Southern Methodi st	58 61		

Non-Div I Games:

San Jose St.



Santa Clara

Through Games Of 2003 FINAL

Average RPI Win: 176		WON-LOST	WINNING	LAST 10	STRENGTH OF	OPP. STRENGTH	TEAM	ADJ.	CONF.	ADJ CONF.
Average RPI Loss: 112		RECORD	PCT. RANK	GAMES	SCHEDULE	OF SCHEDULE	RPI	RPI	RPI	RPI
DIV. I ONLY	20- 11	71	5- 5	153	120	94	99	12	12	
DIV. I NON-CONF.	9- 5	84	0- 1	209	112	124	125	13	13	
<hr/>										
TOTALS	RPI 1-25	RPI 26-50	W-L RECORDS	RPI 51-100	RPI 150+					
20- 11	0- 0	1- 3	OVERALL	0- 3	15- 4					
8- 4	0- 0	1- 1	HOME	0- 1	6- 2					
9- 6	0- 0	0- 1	AWAY	0- 2	7- 2					
3- 1	0- 0	0- 1	NEUTRAL	0- 0	2- 0					
9- 5	0- 0	1- 0	NON-CONFERENCE	0- 3	6- 2					
3- 2	0- 0	1- 0	HOME	0- 1	2- 1					
5- 3	0- 0	0- 0	AWAY	0- 2	3- 1					
1- 0	0- 0	0- 0	NEUTRAL	0- 0	1- 0					
11- 6	0- 0	0- 3	CONFERENCE	0- 0	9- 2					
5- 2	0- 0	0- 1	HOME	0- 0	4- 1					
4- 3	0- 0	0- 1	AWAY	0- 0	4- 1					
2- 1	0- 0	0- 1	NEUTRAL	0- 0	1- 0					
<hr/>										
RPI 1-25		RPI 26-50		RPI 51-100		Team's RPI: 99		RPI 101+		
RPI S	Opponent	Score	RPI S	Opponent	Score	RPI S	Opponent	Score	RPI S	Opponent
31	H TCU	72 63	68	A Temple	54 65	106	A Oregon	88 79		
43	A Pepperdi ne	64 66	73	A Fresno St.	72 87	132	A Tul sa	75 72		
43	H Pepperdi ne	65 71	73	H Fresno St.	55 62	149	A Gonzaga	53 69		
43	N Pepperdi ne	57 69				149	H Gonzaga	65 41		
						149	N Gonzaga	60 59		
						153	A Loyol a Marymount	57 49		
						153	H Loyol a Marymount	76 60		
						153	N Loyol a Marymount	68 54		
						158	A Texas A&M	51 73		
						165	A San Francisco	57 41		
						165	H San Francisco	67 69		
						173	A San Jose St.	61 54		
						180	A Eastern Mi ch.	73 49		
						188	A Portl and	79 69		
						188	H Portl and	94 90		
						191	H Paci fi c (Cal .)	54 59		
						199	H Arkansas St.	82 51		
						211	H Loyol a (Ill .)	82 58		
						220	A St. Mary' s (Cal .)	82 72		
						220	H St. Mary' s (Cal .)	73 68		
						224	A San Di ego	77 80		
						224	H San Di ego	77 43		
						227	A Lehi gh	64 63		
						308	N Ark. -Li ttle Rock	89 47		
<hr/>										
LAST 10 Div sion I GAMES:										
73	A Fresno St.	72 87	149	A Gonzaga	53 69					
43	N Pepperdi ne	57 69	220	H St. Mary' s (Cal .)	73 68					
149	N Gonzaga	60 59	165	H San Francisco	67 69					
153	N Loyol a Marymount	68 54	43	A Pepperdi ne	64 66					
188	A Portl and	79 69	153	A Loyol a Marymount	57 49					

Non-Di v I Games:

Santa Clara

Loss, Non-Conf, S Site, H Home A Away N Neutral

Santa Clara

Santa Clara



Savannah St.				Through Games of 2005 FIVRE							
Average RPI Win:		321	WON-LOST	WINNING	LAST 10	STRENGTH OF	OPP. STRENGTH	TEAM	ADJ.	CONF.	ADJ CONF.
Average RPI Loss:		199	RECORD	PCT. RANK	GAMES	SCHEDULE	OF SCHEDULE	RPI	RPI	RPI	RPI
DIV. I ONLY		4- 22	308	2- 6		275	323	317	317	32	32
DIV. I NON-CONF.		1- 21	314	0- 6		166	312	307	308	32	32
<hr/>											
TOTALS		RPI 1-25		RPI 26-50		W-L RECORDS		RPI 51-100		RPI 150+	
4- 22		0- 1		0- 0		OVERALL		0- 1		4- 14	
2- 7		0- 0		0- 0		HOME		0- 0		2- 4	
1- 9		0- 1		0- 0		AWAY		0- 0		1- 6	
1- 6		0- 0		0- 0		NEUTRAL		0- 1		1- 4	
1- 21		0- 1		0- 0		NON-CONFERENCE		0- 1		1- 13	
1- 7		0- 0		0- 0		HOME		0- 0		1- 4	
0- 9		0- 1		0- 0		AWAY		0- 0		0- 6	
0- 5		0- 0		0- 0		NEUTRAL		0- 1		0- 3	
3- 1		0- 0		0- 0		CONFERENCE		0- 0		3- 1	
1- 0		0- 0		0- 0		HOME		0- 0		1- 0	
1- 0		0- 0		0- 0		AWAY		0- 0		1- 0	
1- 1		0- 0		0- 0		NEUTRAL		0- 0		1- 1	
<hr/>											
RPI 1-25		RPI 26-50		RPI 51-100		RPI 101+ Team's RPI: 317					
RPI S	Opponent	Score	RPI S	Opponent	Score	RPI S	Opponent	Score	RPI S	Opponent	Score
8	A Purdue	25 103				56	N Holy Cross	39 74	112	H Western Caro.	56 71
									119	A Ga. Southern	37 82
									119	H Ga. Southern	51 69
									147	N Al corn St.	51 60
									150	A Southern U.	44 73
									150	H Southern U.	47 81
									183	A Delaware St.	39 69
									183	H Delaware St.	48 65
									238	A Jacksonville St.	45 102
									238	H Jacksonville St.	64 68
									239	H Charleston So.	48 79
									242	N La. -Lafayette	42 64
									247	A Bethune-Cookman	32 60
									248	N Bowling Green	39 89
									266	N Radford	57 86
									267	H Mercer	50 58
									275	A Al abama A&M	56 69
									293	A Wi nthrop	61 74
									294	N I PFW	46 96
									306	A Stetson	48 59
									311	H Jacksonville	59 42
									324	A Morris Brown	72 53
									324	H Morris Brown	55 39
									324	N Morris Brown	74 66
<hr/>											
LAST 10 Division I GAMES:											
324	H Morris Brown	55 39	293	A Wi nthrop	61 74						
275	A Al abama A&M	56 69	324	A Morris Brown	72 53						
183	A Delaware St.	39 69	150	A Southern U.	44 73						
150	H Southern U.	47 81	311	H Jacksonville	59 42						
238	H Jacksonville St.	64 68	183	H Delaware St.	48 65						

Non-Div I Games: Benedict

64 50

SCAD

63 43

Savannah St.



Section Head				Through Games of 2000 Final																	
Average RPI Win:		166		WON-LOST RECORD		WINNING PCT. RANK		LAST 10 GAMES		STRENGTH OF SCHEDULE		OPP. STRENGTH OF SCHEDULE		TEAM RPI		ADJ. RPI		CONF. RPI		ADJ CONF. RPI	
DIV. I ONLY		14- 15		167		3- 7				64		46		97		100		3		3	
DIV. I NON-CONF.		6- 5		131		0- 1				213		152		167		166		4		4	
TOTALS				RPI 1-25		RPI 26-50		W-L RECORDS		RPI 51-100						RPI 150+					
14- 15		0- 8				0- 0		OVERALL		2- 5						8- 1					
7- 6		0- 4				0- 0		HOME		1- 2						5- 0					
6- 8		0- 3				0- 0		AWAY		0- 3						3- 1					
1- 1		0- 1				0- 0		NEUTRAL		1- 0						0- 0					
6- 5		0- 0				0- 0		NON-CONFERENCE		0- 4						5- 1					
4- 1		0- 0				0- 0		HOME		0- 1						4- 0					
2- 4		0- 0				0- 0		AWAY		0- 3						1- 1					
0- 0		0- 0				0- 0		NEUTRAL		0- 0						0- 0					
8- 10		0- 8				0- 0		CONFERENCE		2- 1						3- 0					
3- 5		0- 4				0- 0		HOME		1- 1						1- 0					
4- 4		0- 3				0- 0		AWAY		0- 0						2- 0					
1- 1		0- 1				0- 0		NEUTRAL		1- 0						0- 0					
RPI 1-25				RPI 26-50				RPI 51-100				Team's RPI: 100				RPI 101+					
RPI	S	Opponent	Score	RPI	S	Opponent	Score	RPI	S	Opponent	Score	RPI	S	Opponent	Score	RPI	S	Opponent	Score		
2	A	Connecti cut	44 84					54	A	Si ena	58 66	118	A	Syracuse	48 44						
2	H	Connecti cut	48 53					65	H	Mi ami (Fl a.)	78 71	123	A	West Vi rgi ni a	54 50						
2	N	Connecti cut	47 70					68	A	Templ e	57 61	127	A	Pi ttsburgh	54 57						
5	A	Vi llanova	52 58					79	H	North Carolina St.	61 71	127	H	Pi ttsburgh	59 54						
13	H	Boston Col lege	58 68					87	H	Georgetown	53 56	139	A	George Mason	64 50						
17	H	Rutgers	45 60					87	N	Georgetown	58 55	164	A	Cal i forni a	66 56						
22	A	Notre Dame	60 62					90	A	Mi chi gan	41 59	165	A	San Franci sco	44 62						
25	H	Vi rgi ni a Tech	46 55									170	A	St. John' s (N. Y. )	66 41						
												172	A	Provi dence	54 42						
												172	H	Provi dence	64 54						
												181	H	Fai rfi el d	85 50						
												217	H	Monmouth	77 47						
												279	H	Coppi n St.	77 49						
												310	H	Fai rl ei gh Di cki nson	69 56						
				LAST 10 Di v				si on I GAMES:													
				54	A	Si ena	58 66	65	H	Mi ami (Fl a.)	78 71										
				2	N	Connecti cut	47 70	13	H	Boston Col lege	58 68										
				87	N	Georgetown	58 55	2	A	Connecti cut	44 84										
				127	A	Pi ttsburgh	54 57	172	A	Provi dence	54 42										
				22	A	Notre Dame	60 62	17	H	Rutgers	45 60										

Non-Div I Games:

Seton Hall



Siena				Through Games Of 2003 FINAL							
Average RPI Win:		190	WON-LOST	WINNING	LAST 10	STRENGTH OF	OPP. STRENGTH	TEAM	ADJ.	CONF.	ADJ CONF.
Average RPI Loss:		74	RECORD	PCT. RANK	GAMES	SCHEDULE	OF SCHEDULE	RPI	RPI	RPI	RPI
DIV. I ONLY		25- 8	25	8- 2	129	138	54	54	18	18	
DIV. I NON-CONF.		8- 4	68	1- 1	97	39	62	60	19	19	
<hr/>											
TOTALS		RPI 1-25	RPI 26-50	W-L RECORDS		RPI 51-100	RPI 150+				
25- 8		0- 2	1- 1	OVERALL		3- 3	18- 1				
10- 4		0- 0	0- 1	HOME		1- 2	7- 1				
12- 3		0- 2	1- 0	AWAY		2- 0	9- 0				
3- 1		0- 0	0- 0	NEUTRAL		0- 1	2- 0				
8- 4		0- 2	1- 1	NON-CONFERENCE		2- 1	4- 0				
3- 2		0- 0	0- 1	HOME		1- 1	1- 0				
4- 2		0- 2	1- 0	AWAY		1- 0	2- 0				
1- 0		0- 0	0- 0	NEUTRAL		0- 0	1- 0				
17- 4		0- 0	0- 0	CONFERENCE		1- 2	14- 1				
7- 2		0- 0	0- 0	HOME		0- 1	6- 1				
8- 1		0- 0	0- 0	AWAY		1- 0	7- 0				
2- 1		0- 0	0- 0	NEUTRAL		0- 1	1- 0				
<hr/>											
RPI 1-25			RPI 26-50			RPI 51-100			Team's RPI: 54		
RPI S	Opponent	Score	RPI S	Opponent	Score	RPI S	Opponent	Score	RPI S	Opponent	Score
13	A Boston College	40 66	39	A St. Joseph's	72 69	56	H Holy Cross	59 66	113	A Niagara	80 85
16	A Penn St.	61 90	50	H Creighton	86 96	59	A Florida Int'l	78 66	113	H Niagara	70 63
						77	A Manhattan	76 64	113	N Niagara	91 56
						77	H Manhattan	50 68	118	H Syracuse	83 66
						77	N Manhattan	57 65	163	A Dartmouth	76 55
						100	H Seton Hall	66 58	181	A Fairfield	67 55



Average RPI Win: 173		WON-LOST RECORD	WINNING PCT. RANK	LAST 10 GAMES	STRENGTH OF SCHEDULE	OPP. STRENGTH OF SCHEDULE	TEAM RPI	ADJ. RPI	CONF. RPI	ADJ CONF. RPI	
DIV. I ONLY		19- 11	79	7- 3	124	133	87	86	13	13	
DIV. I NON-CONF.		8- 5	99	0- 1	93	132	78	77	14	14	
TOTALS		RPI 1-25	RPI 26-50	W-L RECORDS	RPI 51-100	RPI 150+					
19- 11		0- 1	0- 1	OVERALL	4- 2	11- 6					
13- 1		0- 0	0- 0	HOME	2- 0	8- 1					
5- 9		0- 1	0- 1	AWAY	1- 1	3- 5					
1- 1		0- 0	0- 0	NEUTRAL	1- 1	0- 0					
8- 5		0- 1	0- 1	NON-CONFERENCE	1- 1	4- 1					
6- 0		0- 0	0- 0	HOME	1- 0	3- 0					
2- 4		0- 1	0- 1	AWAY	0- 0	1- 1					
0- 1		0- 0	0- 0	NEUTRAL	0- 1	0- 0					
11- 6		0- 0	0- 0	CONFERENCE	3- 1	7- 5					
7- 1		0- 0	0- 0	HOME	1- 0	5- 1					
3- 5		0- 0	0- 0	AWAY	1- 1	2- 4					
1- 0		0- 0	0- 0	NEUTRAL	1- 0	0- 0					
RPI 1-25		RPI 26-50		RPI 51-100		Team's RPI: 86		RPI 101+			
RPI S	Opponent	Score	RPI S	Opponent	Score	RPI S	Opponent	Score	RPI S	Opponent	Score
11 A	Mississippi St.	61 87	30 A	Auburn	53 77	53 N	Iowa	62 83	109 H	Middle Tenn.	72 58
						57 A	Western Ky.	53 62	119 H	Ga. Southern	60 57
						57 H	Western Ky.	65 61	131 H	Southern Miss.	51 46
						59 A	Florida Int'l	70 68	147 A	Alcorn St.	73 77
						59 N	Florida Int'l	74 57	150 A	Southern U.	65 52
						74 H	Alabama	79 57	153 A	Loyola Marymount	37 40
									156 A	New Mexico St.	60 63
									156 H	New Mexico St.	68 53
									174 A	North Texas	67 74
									174 H	North Texas	57 60
									195 A	New Orleans	48 55
									195 H	New Orleans	65 56
									199 H	Arkansas St.	45 34
									218 H	La. -Monroe	75 51
									226 A	Denver	64 76
									226 H	Denver	75 54
									230 H	Appalachian St.	83 74
									238 H	Jacksonville St.	83 67
									242 A	La. -Lafayette	62 37
									242 H	La. -Lafayette	55 51
									269 A	Nicholls St.	68 47
									308 A	Ark. -Little Rock	69 52
LAST 10 Division I GAMES:				174 H North Texas 57 60							
30 A Auburn 53 77				59 A Western Ky. 53 62				59 A Florida Int'l 70 68			
57 H Western Ky. 65 56				59 N Florida Int'l 74 57				156 H New Mexico St. 68 53			
195 H New Orleans 65 56				242 H La. -Lafayette 55 51				199 H Arkansas St. 45 34			
226 H Denver 75 54											

South Ala.

South Ala.

Non-Div I Games:

South Ala.

Loss, 
Non-Conf, S Site, 
H Home
A Away 
N Neutral



Average RPI Win: 118		WON-LOST	WINNING	LAST 10	STRENGTH OF	OPP. STRENGTH	TEAM	ADJ.	CONF.	ADJ CONF.
Average RPI Loss: 12		RECORD	PCT. RANK	GAMES	SCHEDULE	OF SCHEDULE	RPI	RPI	RPI	RPI
DIV. I ONLY	23- 8	31	7- 3	41	8	21	21	1	1	
DIV. I NON-CONF.	13- 2	12	1- 1	124	75	34	35	1	1	
TOTALS	RPI 1-25	RPI 26-50	W-L RECORDS	RPI 51-100	RPI 150+					
23- 8	4- 8	2- 0	OVERALL	3- 0	5- 0					
14- 2	2- 2	1- 0	HOME	1- 0	5- 0					
5- 4	1- 4	0- 0	AWAY	2- 0	0- 0					
4- 2	1- 2	1- 0	NEUTRAL	0- 0	0- 0					
13- 2	1- 2	1- 0	NON-CONFERENCE	2- 0	5- 0					
9- 0	0- 0	0- 0	HOME	1- 0	5- 0					
1- 1	0- 1	0- 0	AWAY	1- 0	0- 0					
3- 1	1- 1	1- 0	NEUTRAL	0- 0	0- 0					
10- 6	3- 6	1- 0	CONFERENCE	1- 0	0- 0					
5- 2	2- 2	1- 0	HOME	0- 0	0- 0					
4- 3	1- 3	0- 0	AWAY	1- 0	0- 0					
1- 1	0- 1	0- 0	NEUTRAL	0- 0	0- 0					
RPI S Opponent	Team's RPI: 21	RPI S Opponent	Score	RPI S Opponent	Score	RPI S Opponent	Score	RPI S Opponent	Score	
1 A Tennessee	78 97	30 H Auburn	65 64	63 H Clemson	72 58	104 A Kentucky	49 46			
4 H LSU	66 69	37 N Chattanooga	68 54	68 A Temple	57 39	104 H Kentucky	97 51			
10 N North Carolina	69 78			74 A Alabama	48 34	105 A Mississippi	91 68			
11 H Mississippi St.	83 79					105 N Mississippi	79 64			
11 N Mississippi St.	75 79					106 N Oregon	67 40			
12 A Vanderbilt	66 57					109 H Middle Tenn.	65 50			
13 N Boston College	54 51					119 H Ga. Southern	75 54			
16 A Penn St.	67 77					120 H Florida	78 64			
18 A Arkansas	58 67					147 H Alcorn St.	96 52			
18 H Arkansas	83 59					242 H La.-Lafayette	70 41			
19 A Georgia	91 97					258 H Col. of Charleston	83 54			
19 H Georgia	59 67					264 H South Carolina St.	85 42			
						296 H Wofford	99 46			
						306 H Stetson	101 39			
LAST 10 Division I GAMES:										
16 A Penn St.	67 77	104 H Kentucky	97 51							
37 N Chattanooga	68 54	30 H Auburn	65 64							
11 N Mississippi St.	75 79	18 H Arkansas	83 59							
105 N Mississippi	79 64	19 A Georgia	91 97							
105 A Mississippi	91 68	74 A Alabama	48 34							

Non-Div I Games:

South Carolina

Loss, 
Non-Conf, S Site, 
H Home
A Away 
N Neutral



Average RPI Win:	278	WON-LOST	WINNING	LAST 10	STRENGTH OF	OPP. STRENGTH	TEAM	ADJ.	CONF.	ADJ CONF.
Average RPI Loss:	166	RECORD	PCT. RANK	GAMES	SCHEDULE	OF SCHEDULE	RPI	RPI	RPI	RPI
DIV. I ONLY	10- 19	244	3- 7	228	296	264	264	30	30	
DIV. I NON-CONF.	3- 6	230	1- 0	54	217	157	155	30	30	

TOTALS	RPI 1-25	RPI 26-50	W-L RECORDS	RPI 51-100	RPI 150+
10- 19	0- 1	0- 0	OVERALL	0- 6	10- 10
5- 9	0- 0	0- 0	HOME	0- 2	5- 5
4- 9	0- 1	0- 0	AWAY	0- 3	4- 5
1- 1	0- 0	0- 0	NEUTRAL	0- 1	1- 0
3- 6	0- 1	0- 0	NON-CONFERENCE	0- 3	3- 0
2- 3	0- 0	0- 0	HOME	0- 1	2- 0
1- 3	0- 1	0- 0	AWAY	0- 2	1- 0
0- 0	0- 0	0- 0	NEUTRAL	0- 0	0- 0
7- 13	0- 0	0- 0	CONFERENCE	0- 3	7- 10
3- 6	0- 0	0- 0	HOME	0- 1	3- 5
3- 6	0- 0	0- 0	AWAY	0- 1	3- 5
1- 1	0- 0	0- 0	NEUTRAL	0- 1	1- 0

RPI 1-25				RPI 26-50				RPI 51-100				RPI 101+				Team's RPI: 264	
RPI	S	Opponent	Score	RPI	S	Opponent	Score	RPI	S	Opponent	Score	RPI	S	Opponent	Score		
21	A	South Carolina	42 85					55	H	Liberty	54 68	109	H	Middle Tenn.	57 70		
								64	A	Charlotte	55 78	119	H	Ga. Southern	42 47		
								83	A	Hampton	68 90	168	A	East Caro.	74 71		
								83	H	Hampton	53 64	183	A	Delaware St.	56 68		
								83	N	Hampton	69 79	183	H	Delaware St.	53 67		
								93	A	UNC Wilmington	49 54	208	A	Howard	59 72		
												208	H	Howard	75 81		
												223	A	Florida A&M	50 60		
												239	H	Charleston So.	79 68		
												247	H	Bethune-Cookman	69 62		
												279	A	Coppin St.	74 49		
												279	H	Coppin St.	49 62		
												282	A	Md. -East. Shore	70 74		
												282	H	Md. -East. Shore	71 78		
												288	A	Norfolk St.	74 65		
												288	H	Norfolk St.	70 74		
												288	N	Norfolk St.	69 44		
												312	A	N. C. A&T	53 54		
												312	H	N. C. A&T	78 57		
												316	H	UNC Asheville	89 73		
												322	A	Morgan St.	64 35		
												322	H	Morgan St.	86 63		
LAST 10 Division I GAMES:																	
						83	N	Hampton	69 79			282	H	Md. -East. Shore	71 78		
						288	N	Norfolk St.	69 44			208	H	Howard	75 81		
						312	A	N. C. A&T	53 54			183	A	Delaware St.	56 68		
						83	A	Hampton	68 90			239	H	Charleston So.	79 68		
						288	A	Norfolk St.	74 65			279	H	Coppin St.	49 62		

Non-Div I Games:

South Carolina St.

Loss, Non-Conf, S Site, H Home A Away N Neutral

South Carolina St.

South Carolina St.



[illegible]

South Fla.

S  
o  
u  
t  
h  
F  
l  
a  
.

### Non-Div I Games:

South Fla.

■ Loss, ■ Non-Conf, S Site, H Home A Away N Neutral



Average RPI Win:		255		WON-LOST		WINNING		LAST 10		STRENGTH OF		OPP. STRENGTH		TEAM		ADJ.		CONF.		ADJ CONF.	
Average RPI Loss:		106		RECORD		PCT. RANK		GAMES		SCHEDULE		OF SCHEDULE		RPI		RPI		RPI		RPI	
DIV. I ONLY		17- 11		95		6- 4				176		244		134		136		21		22	
DIV. I NON-CONF.		4- 5		188		0- 1				144		262		178		179		25		25	
TOTALS		RPI 1-25		RPI 26-50		W-L RECORDS		RPI 51-100				RPI 150+									
17- 11		0- 0		0- 5		OVERALL		0- 2				17- 2									
8- 2		0- 0		0- 1		HOME		0- 0				8- 0									
6- 7		0- 0		0- 3		AWAY		0- 1				6- 2									
3- 2		0- 0		0- 1		NEUTRAL		0- 1				3- 0									
4- 5		0- 0		0- 2		NON-CONFERENCE		0- 2				4- 1									
1- 0		0- 0		0- 0		HOME		0- 0				1- 0									
1- 4		0- 0		0- 2		AWAY		0- 1				1- 1									
2- 1		0- 0		0- 0		NEUTRAL		0- 1				2- 0									
13- 6		0- 0		0- 3		CONFERENCE		0- 0				13- 1									
7- 2		0- 0		0- 1		HOME		0- 0				7- 0									
5- 3		0- 0		0- 1		AWAY		0- 0				5- 1									
1- 1		0- 0		0- 1		NEUTRAL		0- 0				1- 0									
RPI 1-25				RPI 26-50				RPI 51-100				RPI 101+		Team's RPI : 136							
RPI S	Opponent	Score		RPI S	Opponent	Score		RPI S	Opponent	Score		RPI S	Opponent	Score							
34	A Oklahoma	59 87		34	A Oklahoma	59 87		75	N Indiana St.	71 82		145	A Eastern Ky.	77 88							
38	A Wis.-Green Bay	49 74		38	A Wis.-Green Bay	49 74		78	A Southwest Mo. St.	76 85		145	H Eastern Ky.	75 81							
49	A Austin Peay	45 58		49	A Austin Peay	45 58						186	N Qui nni pi ac	93 87							
49	H Austin Peay	78 80		49	H Austin Peay	78 80						209	A Morehead St.	83 63							
49	N Austin Peay	61 85		49	N Austin Peay	61 85						209	H Morehead St.	78 64							
												212	A Tenn.-Martin	59 60							
												212	H Tenn.-Martin	70 49							
												216	A Tennessee Tech	76 72							
												216	H Tennessee Tech	86 80							
												216	N Tennessee Tech	78 65							
												240	H Li pscomb	71 50							
												270	A Murray St.	62 53							
												270	H Murray St.	82 69							
												292	A Eastern Ill.	82 64							
												292	H Eastern Ill.	74 59							
												292	H Eastern Ill.	79 76							
												294	A IPFW	87 90							
												299	A Samford	89 48							
												304	N Gardner-Webb	98 63							
												307	A Tennessee St.	81 72							
												307	H Tennessee St.	77 64							
LAST 10 Division I GAMES:																					
49	N Austin Peay	61 85		49	H Austin Peay	78 80															
216	N Tennessee Tech	78 65		212	A Tenn.-Martin	59 60															
292	H Eastern Ill.	79 76		270	A Murray St.	62 53															
307	A Tennessee St.	81 72		294	A IPFW	87 90															
216	A Tennessee Tech	76 72		209	H Morehead St.	78 64															

Non-Div	Games: Henderson St.	85	55	Oakland City	90	42
---------	----------------------	----	----	--------------	----	----

Southwest Mo. St.

Loss, Non-Conf, S Site, H Home A Away N Neutral

Page 244

S  
o  
u  
t  
h  
e  
a  
s  
t  
M  
o  
•  
s  
t  
:

S  
o  
u  
t  
h  
e  
a  
s  
t  
M  
o  
s  
t



Southwestern La.				Through Games Of 2009 FIVALE							
Average RPI Win: 284		WON-LOST	WINNING	LAST 10	STRENGTH OF	OPP. STRENGTH	TEAM	ADJ.	CONF.	ADJ CONF.	
Average RPI Loss: 170		RECORD	PCT. RANK	GAMES	SCHEDULE	OF SCHEDULE	RPI	RPI	RPI	RPI	
DIV. I ONLY		6- 20	293	4- 6	206	256	283	281	27	27	
DIV. I NON-CONF.		0- 6	315	0- 0	17	31	216	214	26	26	
<hr/>											
TOTALS		RPI 1-25	RPI 26-50	W-L RECORDS		RPI 51-100	RPI 150+				
6- 20		0- 2	0- 1	OVERALL		0- 1	6- 16				
5- 7		0- 1	0- 0	HOME		0- 1	5- 5				
1- 13		0- 1	0- 1	AWAY		0- 0	1- 11				
0- 0		0- 0	0- 0	NEUTRAL		0- 0	0- 0				
0- 6		0- 2	0- 1	NON-CONFERENCE		0- 1	0- 2				
0- 2		0- 1	0- 0	HOME		0- 1	0- 0				
0- 4		0- 1	0- 1	AWAY		0- 0	0- 2				
0- 0		0- 0	0- 0	NEUTRAL		0- 0	0- 0				
6- 14		0- 0	0- 0	CONFERENCE		0- 0	6- 14				
5- 5		0- 0	0- 0	HOME		0- 0	5- 5				
1- 9		0- 0	0- 0	AWAY		0- 0	1- 9				
0- 0		0- 0	0- 0	NEUTRAL		0- 0	0- 0				
<hr/>											
RPI 1-25		RPI 26-50		RPI 51-100		RPI 101+		Team's RPI: 281			
RPI S	Opponent	Score	RPI S	Opponent	Score	RPI S	Opponent	Score			
4	H LSU	52 93	46	A Tulane	43 86	52	H Baylor	55 70	157	A Texas-San Antonio	38 49
6	A Texas	42 106							157	H Texas-San Antonio	46 63
									161	A Southwest Tex. St.	50 67
									161	H Southwest Tex. St.	85 89
									162	A Stephen F. Austin	54 63
									162	H Stephen F. Austin	54 73
									192	A Northwestern St.	44 65
									192	H Northwestern St.	50 75
									198	A Troy St.	45 64
									218	A La. -Monroe	50 74
									218	H La. -Monroe	60 57
									221	A Texas-Arlington	57 73
									221	H Texas-Arlington	38 47
									242	A La. -Lafayette	45 48
									269	A Nicholls St.	62 63
									269	H Nicholls St.	63 59
									277	A McNeese St.	50 57
									277	H McNeese St.	57 55
									300	A Sam Houston St.	52 61
									300	H Sam Houston St.	70 64
									320	A Lamar	52 43
									320	H Lamar	58 50
<hr/>											
LAST 10 Division I GAMES:											
161	A Southwest Tex. St.	50 67	162	A Stephen F. Austin	54 63						
157	A Texas-San Antonio	38 49	221	A Texas-Arlington	57 73						
277	A McNeese St.	50 57	320	H Lamar	58 50						
277	H McNeese St.	57 55	300	H Sam Houston St.	70 64						
218	H La. -Monroe	60 57	161	H Southwest Tex. St.	85 89						

Non-Div I Games: Loyola (La.) 76 58

Southeastern La.



Average RPI Win: 130				WON-LOST RECORD		WINNING PCT. RANK		LAST 10 GAMES		STRENGTH OF SCHEDULE		OPP. STRENGTH OF SCHEDULE		TEAM RPI		ADJ. RPI		CONF. RPI		ADJ CONF. RPI			
Average RPI Loss: 52																							
DIV. I ONLY				14- 17		186		5- 5		27		41		75		67		7		7			
DIV. I NON-CONF.				5- 6		174		0- 0		2		12		28		26		6		6			
TOTALS				RPI 1-25		RPI 26-50		W-L RECORDS		RPI 51-100				RPI 150+									
14- 17				1- 5		3- 7		OVERALL		1- 1				5- 1									
8- 5				1- 2		1- 2		HOME		1- 0				3- 0									
5- 11				0- 3		2- 4		AWAY		0- 1				1- 1									
1- 1				0- 0		0- 1		NEUTRAL		0- 0				1- 0									
5- 6				0- 4		3- 2		NON-CONFERENCE		0- 0				1- 0									
2- 2				0- 2		1- 0		HOME		0- 0				1- 0									
3- 4				0- 2		2- 2		AWAY		0- 0				0- 0									
0- 0				0- 0		0- 0		NEUTRAL		0- 0				0- 0									
9- 11				1- 1		0- 5		CONFERENCE		1- 1				4- 1									
6- 3				1- 0		0- 2		HOME		1- 0				2- 0									
2- 7				0- 1		0- 2		AWAY		0- 1				1- 1									
1- 1				0- 0		0- 1		NEUTRAL		0- 0				1- 0									
RPI 1-25				RPI 26-50				RPI 51-100				Team's RPI: 67				RPI 101+							
RPI	S	Opponent	Score	RPI	S	Opponent	Score	RPI	S	Opponent	Score	RPI	S	Opponent	Score	RPI	S	Opponent	Score				
1	H	Tennessee	39 71	26	A	Col orado	86 93	66	A	UCLA	64 72	106	A	Oregon	73 79								
2	A	Connecti cut	44 68	27	H	New Mexi co	55 48	66	H	UCLA	72 68	106	H	Oregon	70 75								
9	A	Kansas St.	61 73	29	A	Ari zona	76 79					116	A	Oregon St.	61 63								
15	A	Stanford	55 63	29	H	Ari zona	64 78					116	H	Oregon St.	87 44								
15	H	Stanford	75 72	42	A	UC Santa Barb.	57 72					121	A	Ari zona St.	58 53								
22	H	Notre Dame	57 69	43	A	Pepperdi ne	64 63					121	H	Ari zona St.	64 56								
				47	A	Col orado St.	59 58					130	A	Southern Methodi st	80 58								
				48	A	Washi ngton	76 94					164	A	Cal i forni a	50 60								
				48	H	Washi ngton	81 83					164	H	Cal i forni a	83 62								
				48	N	Washi ngton	63 64					206	H	Northern Ari z.	63 55								
												253	A	Washi ngton St.	89 36								
												253	H	Washi ngton St.	92 44								
												253	N	Washi ngton St.	53 46								
				LAST 10 Div sion I GAMES:																			
				48	N	Washi ngton	63 64	15	A	Stanford	55 63												
				253	N	Washi ngton St.	53 46	29	H	Ari zona	64 78												
				116	H	Oregon St.	87 44	121	H	Ari zona St.	64 56												
				106	H	Oregon	70 75	66	H	UCLA	72 68												
				164	A	Cal i forni a	50 60	253	A	Washi ngton St.	89 36												

Non-Di v I Games:

Southern Cal i forni a

Loss, 
Non-Conf, S Site, 
H Home
A Away 
N Neutral



Average RPI Win: 224											WON-LOST RECORD											WINNING PCT. RANK											LAST 10 GAMES											STRENGTH OF SCHEDULE											OPP. STRENGTH OF SCHEDULE											TEAM RPI											ADJ. RPI											CONF. RPI											ADJ CONF. RPI										
DIV. I ONLY											7- 20											282											3- 7											180											127											260											260											11											11										
DIV. I NON-CONF.											4- 5											188											0- 0											267											200											237											236											12											12										
TOTALS											RPI 1-25											RPI 26-50											W-L RECORDS											RPI 51-100											RPI 150+																																																						
7- 20											0- 0											1- 2											OVERALL											0- 6											6- 6																																																						
3- 9											0- 0											1- 1											HOME											0- 3											2- 2																																																						
3- 10											0- 0											0- 1											AWAY											0- 3											3- 3																																																						
1- 1											0- 0											0- 0											NEUTRAL											0- 0											1- 1																																																						
4- 5											0- 0											0- 1											NON-CONFERENCE											0- 0											4- 2																																																						
1- 2											0- 0											0- 1											HOME											0- 0											1- 0																																																						
2- 2											0- 0											0- 0											AWAY											0- 0											2- 1																																																						
1- 1											0- 0											0- 0											NEUTRAL											0- 0											1- 1																																																						
3- 15											0- 0											1- 1											CONFERENCE											0- 6											2- 4																																																						
2- 7											0- 0											1- 0											HOME											0- 3											1- 2																																																						
1- 8											0- 0											0- 1											AWAY											0- 3											1- 2																																																						
0- 0											0- 0											0- 0											NEUTRAL											0- 0											0- 0																																																						
RPI 1-25											RPI 26-50											RPI 51-100											RPI 101+											Team's RPI: 260																																																																	
RPI S Opponent Score											RPI S Opponent Score											RPI S Opponent Score											RPI S Opponent Score											RPI S Opponent Score																																																																	
35 H DePaul 60 69											75 A Indiana St. 53 92											104 A Kentucky 53 79											109 H Middle Tenn. 63 87																																																																												
50 A Creighton 54 69											75 H Indiana St. 61 80											115 A Drake 46 76											115 H Drake 59 73																																																																												
50 H Creighton 70 63											78 A Southwest Mo. St. 56 86											115 H Drake 59 73											137 A Wichita St. 70 82																																																																												
											78 H Southwest Mo. St. 56 69											137 H Wichita St. 65 90											137 H Wichita St. 65 90																																																																												
											89 A Northern Iowa 69 74											151 A Bradley 45 66											151 H Bradley 68 83																																																																												
											89 H Northern Iowa 69 74											151 H Bradley 68 83											175 A Northwestern 62 75																																																																												
																						184 A Evansville 85 95											184 H Evansville 84 80																																																																												
																						184 H Evansville 84 80											197 N Belmont 57 67																																																																												
																						216 H Tennessee Tech 70 66											254 A Illinois St. 74 69																																																																												
																						254 H Illinois St. 56 65											267 N Mercer 62 59																																																																												
																						292 A Eastern Ill. 82 67											307 A Tennessee St. 72 62																																																																												
LAST 10 Division I GAMES:											LAST 10 Division I GAMES:											LAST 10 Division I GAMES:											LAST 10 Division I GAMES:											LAST 10 Division I GAMES:																																																																	
137 A Wichita St. 70 82											75 A Indiana St. 53 92											104 A Kentucky 53 79											109 H Middle Tenn. 63 87																																																																												
78 A Southwest Mo. St. 56 86											50 H Creighton 70 63											115 A Drake 59 73											137 A Wichita St. 70 82																																																																												
89 H Northern Iowa 69 74											115 H Drake 59 73											151 A Bradley 45 66											151 H Bradley 68 83																																																																												
151 H Bradley 68 83											184 H Evansville 84 80											175 A Northwestern 62 75											184 A Evansville 85 95																																																																												
254 A Illinois St. 74 69											89 A Northern Iowa 53 83											184 H Evansville 84 80											197 N Belmont 57 67																																																																												

### Non-Div l Games:

Southern Ill.

Loss, Non-Conf, S Site, H Home A Away N Neutral



Average RPI Win:		155	WON-LOST		RECORD	WINNING	PCT. RANK	LAST 10	GAMES	STRENGTH OF	SCHEDULE	OPP. STRENGTH	OF SCHEDULE	TEAM	RPI	ADJ.	RPI	CONF.	RPI	ADJ	CONF.	RPI
Average RPI Loss:		102																				
DIV. I ONLY		16- 15				156		4- 6		130		94		131		130		10		10		
DIV. I NON-CONF.		6- 4				106		0- 0		121		37		87		82		10		10		
TOTALS		RPI 1-25				RPI 26-50				W-L RECORDS			RPI 51-100				RPI 150+					
16- 15		0- 3				1- 1				OVERALL			2- 5				9- 4					
9- 4		0- 1				0- 0				HOME			1- 2				5- 1					
3- 9		0- 1				1- 1				AWAY			0- 2				2- 3					
4- 2		0- 1				0- 0				NEUTRAL			1- 1				2- 0					
6- 4		0- 1				1- 1				NON-CONFERENCE			1- 1				3- 1					
3- 1		0- 0				0- 0				HOME			0- 1				2- 0					
1- 2		0- 0				1- 1				AWAY			0- 0				0- 1					
2- 1		0- 1				0- 0				NEUTRAL			1- 0				1- 0					
10- 11		0- 2				0- 0				CONFERENCE			1- 4				6- 3					
6- 3		0- 1				0- 0				HOME			1- 1				3- 1					
2- 7		0- 1				0- 0				AWAY			0- 2				2- 2					
2- 1		0- 0				0- 0				NEUTRAL			0- 1				1- 0					
RPI 1-25						RPI 26-50				RPI 51-100					RPI 101+				Team's RPI: 130			
RPI S	Opponent	Score			RPI S	Opponent	Score			RPI S	Opponent	Score			RPI S	Opponent	Score					
13 N	Boston Col lege	57 67			31 A	TCU	57 77			67 H	Southern	58 80			101 A	Ri ce	48 68					
14 A	Loui si ana Tech	56 89			34 A	Okl ahoma	71 68				Cal i forni a				101 H	Ri ce	67 62					
14 H	Loui si ana Tech	64 74								71 N	Mi ssouri	72 70			101 N	Ri ce	58 55					
										73 A	Fresno St.	62 75			110 H	Wake Forest	83 71					
										73 H	Fresno St.	70 77			132 A	Tul sa	50 61					
										73 N	Fresno St.	67 81			132 H	Tul sa	64 61					
										88 A	Hawai i	60 69			152 N	UNC Greensboro	62 49					
										88 H	Hawai i	66 56			173 A	San Jose St.	61 58					
															173 H	San Jose St.	86 77					
															174 H	North Texas	68 64					
															196 A	Tex. A&M-Corp. Chris	53 58					
															204 A	Boi se St.	75 78					
															204 H	Boi se St.	78 61					
															214 A	UTEP	69 71					
															214 H	UTEP	68 62					
															241 A	Nevada	77 72					
															241 H	Nevada	59 70					
															241 N	Nevada	60 49					
															263 H	Stony Brook	66 39					
LAST 10 Division I GAMES:																						
						73 N	Fresno St.	67 81			204 H	Boi se St.	78 61									
						101 N	Ri ce	58 55			101 A	Ri ce	48 68									
						241 N	Nevada	60 49			132 A	Tul sa	50 61									
						14 A	Loui si ana Tech	56 89			73 H	Fresno St.	70 77									
						214 H	UTEP	68 62			241 H	Nevada	59 70									

Southern Methodist

Southern Methodist

Non-Div I Games:

Southern Methodist

Loss, 
Non-Conf, S Site, 
H Home
A Away 
N Neutral



Average RPI Win: 175				WON-LOST RECORD		WINNING PCT. RANK		LAST 10 GAMES		STRENGTH OF SCHEDULE		OPP. STRENGTH OF SCHEDULE		TEAM RPI		ADJ. RPI		CONF. RPI		ADJ CONF. RPI	
Average RPI Loss: 91																					
DIV. I ONLY				14- 15		167		5- 5		87		113		127		131		9		9	
DIV. I NON-CONF.				7- 6		138		0- 0		136		261		136		139		8		8	
TOTALS				RPI 1-25		RPI 26-50		W-L RECORDS		RPI 51-100						RPI 150+					
14- 15				0- 2		1- 5		OVERALL		1- 4						9- 3					
9- 5				0- 2		1- 2		HOME		1- 0						5- 0					
4- 9				0- 0		0- 2		AWAY		0- 4						4- 3					
1- 1				0- 0		0- 1		NEUTRAL		0- 0						0- 0					
7- 6				0- 2		0- 0		NON-CONFERENCE		0- 2						7- 2					
5- 2				0- 2		0- 0		HOME		0- 0						5- 0					
2- 4				0- 0		0- 0		AWAY		0- 2						2- 2					
0- 0				0- 0		0- 0		NEUTRAL		0- 0						0- 0					
7- 9				0- 0		1- 5		CONFERENCE		1- 2						2- 1					
4- 3				0- 0		1- 2		HOME		1- 0						0- 0					
2- 5				0- 0		0- 2		AWAY		0- 2						2- 1					
1- 1				0- 0		0- 1		NEUTRAL		0- 0						0- 0					
RPI 1-25						RPI 26-50				RPI 51-100						RPI 101+		Team's RPI: 131			
RPI	S	Opponent	Score	RPI	S	Opponent	Score	RPI	S	Opponent	Score	RPI	S	Opponent	Score						
7	H	Texas Tech	62 86	31	H	TCU	63 69	64	A	Charlotte	54 80	102	H	St. Louis	44 42						
8	H	Purdue	53 65	35	H	DePaul	62 53	80	H	Marquette	82 79	107	H	Houston	52 53						
				41	A	Cincinnati	51 63	83	A	Hampton	47 48	107	N	Houston	71 69						
				41	N	Cincinnati	42 61	86	A	South Ala.	46 51	126	H	Memphis	75 72						
				46	A	Tulane	42 64	94	A	Louisville	61 93	160	H	UCF	73 45						
				46	H	Tulane	54 67					165	A	San Francisco	53 44						
												168	A	East Caro.	62 61						
												179	A	UAB	68 51						
												195	A	New Orleans	43 49						
												205	H	Birmingham-So.	76 42						
												218	A	La.-Monroe	57 55						
												232	A	South Fla.	49 52						
												277	A	McNeese St.	48 51						
												290	H	Mississippi Val.	58 35						
												299	H	Samford	68 60						
												321	H	Centenary (La.)	97 44						



Average RPI Win: 245		WON-LOST RECORD		WINNING PCT. RANK		LAST 10 GAMES		STRENGTH OF SCHEDULE		OPP. STRENGTH OF SCHEDULE		TEAM RPI		ADJ. RPI		CONF. RPI		ADJ CONF. RPI					
DIV. I ONLY		15- 8		70		7- 3		263		248		149		150		24		24					
DIV. I NON-CONF.		2- 2		150		0- 0		319		215		263		263		28		27					
TOTALS		RPI 1-25		RPI 26-50		W-L RECORDS		RPI 51-100		RPI 150+													
15- 8		0- 0		0- 0		OVERALL		2- 3		11- 1													
9- 3		0- 0		0- 0		HOME		1- 2		6- 0													
6- 5		0- 0		0- 0		AWAY		1- 1		5- 1													
0- 0		0- 0		0- 0		NEUTRAL		0- 0		0- 0													
2- 2		0- 0		0- 0		NON-CONFERENCE		0- 1		2- 0													
1- 1		0- 0		0- 0		HOME		0- 1		1- 0													
1- 1		0- 0		0- 0		AWAY		0- 0		1- 0													
0- 0		0- 0		0- 0		NEUTRAL		0- 0		0- 0													
13- 6		0- 0		0- 0		CONFERENCE		2- 2		9- 1													
8- 2		0- 0		0- 0		HOME		1- 1		5- 0													
5- 4		0- 0		0- 0		AWAY		1- 1		4- 1													
0- 0		0- 0		0- 0		NEUTRAL		0- 0		0- 0													
RPI S		RPI 1-25 Opponent		Score		RPI S		RPI 26-50 Opponent		Score		RPI S		RPI 51-100 Opponent		Score		RPI S		RPI 101+ Opponent		Team's RPI: 150 Score	
												85		A Alabama St.		60 75		105		A Mississippi		53 66	
												85		H Alabama St.		60 58		128		A Grambling		53 77	
												86		H South Ala.		52 65		128		H Grambling		72 67	
												92		A Jackson St.		62 50		147		A Alcorn St.		70 79	
												92		H Jackson St.		70 90		147		H Alcorn St.		73 72	
																		147		H Alcorn St.		50 62	
																		259		A Prairie View		50 60	
																		259		H Prairie View		68 58	
																		275		A Alabama A&M		68 43	
																		275		H Alabama A&M		65 57	
																		290		A Mississippi Val.		72 44	
																		290		H Mississippi Val.		72 55	
																		295		A Ark. -Pine Bluff		97 61	
																		295		H Ark. -Pine Bluff		79 64	
																		303		A Texas Southern		71 60	
																		303		H Texas Southern		77 64	
																		317		A Savannah St.		81 47	
																		317		H Savannah St.		73 44	
LAST 10 Division I GAMES:																							
						147		H Alcorn St.		50 62		85		H Alabama St.		60 58							
						303		A Texas Southern		71 60		290		A Mississippi Val.		72 44							
						259		A Prairie View		50 60		295		A Ark. -Pine Bluff		97 61							
						147		H Alcorn St.		73 72		92		H Jackson St.		70 90							
						275		H Alabama A&M		65 57		128		H Grambling		72 67							

Non-Div I Games: Houston Baptist 65 57      Tougaloo 75 37

Southern U.

■ Loss, 
 ■ Non-Conf, S Site, 
 ■ Home 
 ■ Away 
 ■ Neutral



## Southern Utah

## Through Games Of 2003 FINAL

Average RPI Win:	239	WON-LOST	WINNING	LAST 10	STRENGTH OF	OPP. STRENGTH	TEAM	ADJ.	CONF.	ADJ CONF.
Average RPI Loss:	162	RECORD	PCT. RANK	GAMES	SCHEDULE	OF SCHEDULE	RPI	RPI	RPI	RPI

DIV. I ONLY	7- 18	279	2- 8	257	208	281	280	17	17
DIV. I NON-CONF.	5- 5	150	0- 0	299	277	245	248	18	18

TOTALS	RPI 1-25	RPI 26-50	W-L RECORDS	RPI 51-100	RPI 150+
7- 18	0- 0	0- 0	OVERALL	0- 5	6- 10
6- 9	0- 0	0- 0	HOME	0- 3	5- 5
1- 8	0- 0	0- 0	AWAY	0- 1	1- 5
0- 1	0- 0	0- 0	NEUTRAL	0- 1	0- 0
5- 5	0- 0	0- 0	NON-CONFERENCE	0- 2	5- 3
4- 4	0- 0	0- 0	HOME	0- 2	4- 2
1- 1	0- 0	0- 0	AWAY	0- 0	1- 1
0- 0	0- 0	0- 0	NEUTRAL	0- 0	0- 0
2- 13	0- 0	0- 0	CONFERENCE	0- 3	1- 7
2- 5	0- 0	0- 0	HOME	0- 1	1- 3
0- 7	0- 0	0- 0	AWAY	0- 1	0- 4
0- 1	0- 0	0- 0	NEUTRAL	0- 1	0- 0

RPI S	Opponent	Score	RPI S	Opponent	Score	RPI S	Opponent	Score	RPI S	Opponent	Score
						51	H Brigham Young	49 75	114	A Val parai so	53 89
						69	A Western III.	35 82	114	H Val parai so	68 62
						69	H Western III.	59 63	148	A UMKC	50 70
						69	N Western III.	55 65	148	H UMKC	54 61
						82	H Montana St.	70 80	155	A Oral Roberts	53 80
									155	H Oral Roberts	49 66
									163	H Dartmouth	73 65
									173	H San Jose St.	68 84
									194	A Oakl and	64 92
									194	H Oakl and	67 69
									206	H Northern Ariz.	68 67
									235	A Chi cago St.	72 77
									235	H Chi cago St.	50 55
									272	A Idaho St.	75 83
									273	A IUPUI	76 86
									273	H IUPUI	72 61
									274	H Idaho	64 66
									297	H Cal St. Fullerton	83 77
									301	H UC Ri versi de	65 57
									319	A Sacramento St.	52 45
LAST 10 Division I GAMES:											
						69	N Western III.	55 65	114	H Val parai so	68 62
						273	A IUPUI	76 86	148	A UMKC	50 70
						194	A Oakl and	64 92	155	A Oral Roberts	53 80
						235	A Chi cago St.	72 77	273	H IUPUI	72 61
						69	H Western III.	59 63	194	H Oakl and	67 69

Non-Div I Games: Western St. 66 53 Westminster (Uta70 58

Southern Utah

Loss, Non-Conf, S Site, H Home A Away N Neutral



Average RPI Win: 137				WON-LOST RECORD		WINNING PCT. RANK		LAST 10 GAMES		STRENGTH OF SCHEDULE		OPP. STRENGTH OF SCHEDULE		TEAM RPI		ADJ. RPI		CONF. RPI		ADJ CONF. RPI			
DIV. I ONLY				18- 13		110		8- 2		80		109		80		78		11		11			
DIV. I NON-CONF.				4- 6		211		0- 1		102		68		153		153		12		12			
TOTALS		RPI 1-25		RPI 26-50		W-L RECORDS		RPI 51-100		RPI 150+													
18- 13		0- 2		2- 1		OVERALL		4- 3		6- 4													
11- 4		0- 0		1- 0		HOME		3- 1		4- 1													
5- 9		0- 2		0- 1		AWAY		0- 2		2- 3													
2- 0		0- 0		1- 0		NEUTRAL		1- 0		0- 0													
4- 6		0- 2		0- 0		NON-CONFERENCE		1- 1		1- 1													
3- 3		0- 0		0- 0		HOME		1- 1		1- 0													
1- 3		0- 2		0- 0		AWAY		0- 0		0- 1													
0- 0		0- 0		0- 0		NEUTRAL		0- 0		0- 0													
14- 7		0- 0		2- 1		CONFERENCE		3- 2		5- 3													
8- 1		0- 0		1- 0		HOME		2- 0		3- 1													
4- 6		0- 0		0- 1		AWAY		0- 2		2- 2													
2- 0		0- 0		1- 0		NEUTRAL		1- 0		0- 0													
RPI 1-25				RPI 26-50				RPI 51-100				Team's RPI : 78				RPI 101+							
RPI S	Opponent			Score	RPI S	Opponent			Score	RPI S	Opponent			Score	RPI S	Opponent			Score				
7	A	Texas Tech			59	67	50	A	Creighton			69	78	69	H	Western Ill.			72	55			
18	A	Arkansas			46	64	50	H	Creighton			73	71	71	H	Missouri			52	68			
						50	N	Creighton			81	70	75	A	Indiana St.			62	65				
										75	H	Indiana St.			98	71	75	N	Indiana St.			75	70
										89	A	Northern Iowa			81	91	89	H	Northern Iowa			90	51
										89	H	Northern Iowa			90	51							



S  
o  
u  
t  
h  
w  
e  
s  
t  
t  
e  
x  
.  
s  
t  
.

Southwest Tex. St.					Through Games Of 2003 FINAL						
Average RPI Win:		242	WON-LOST	WINNING	LAST 10	STRENGTH OF	OPP. STRENGTH	TEAM	ADJ.	CONF.	ADJ CONF.
Average RPI Loss:		159	RECORD	PCT. RANK	GAMES	SCHEDULE	OF SCHEDULE	RPI	RPI	RPI	RPI
DIV. I ONLY		18- 14	122	8- 2	190	255	160	161	27	27	
DIV. I NON-CONF.		1- 8	298	0- 1	76	72	244	242	26	26	
<hr/>											
TOTALS		RPI 1-25	RPI 26-50	W-L RECORDS	RPI 51-100	RPI 150+					
18- 14		0- 3	0- 0	OVERALL	0- 0	17- 9					
10- 4		0- 0	0- 0	HOME	0- 0	9- 3					
8- 7		0- 2	0- 0	AWAY	0- 0	8- 5					
0- 3		0- 1	0- 0	NEUTRAL	0- 0	0- 1					
1- 8		0- 3	0- 0	NON-CONFERENCE	0- 0	0- 3					
1- 2		0- 0	0- 0	HOME	0- 0	0- 1					
0- 3		0- 2	0- 0	AWAY	0- 0	0- 1					
0- 3		0- 1	0- 0	NEUTRAL	0- 0	0- 1					
17- 6		0- 0	0- 0	CONFERENCE	0- 0	17- 6					
9- 2		0- 0	0- 0	HOME	0- 0	9- 2					
8- 4		0- 0	0- 0	AWAY	0- 0	8- 4					
0- 0		0- 0	0- 0	NEUTRAL	0- 0	0- 0					
<hr/>											
RPI 1-25			RPI 26-50			RPI 51-100			RPI 101+ Team's RPI: 161		
RPI S	Opponent	Score	RPI S	Opponent	Score	RPI S	Opponent	Score	RPI S	Opponent	Score
4	A LSU	40 91							147	H Alcorn St.	62 51
4	N LSU	50 86							147	N Alcorn St.	56 58
6	A Texas	36 98							148	H UMKC	60 78
									157	A Texas-San Antonio	56 63
									157	A Texas-San Antonio	68 56
									157	H Texas-San Antonio	56 67
									162	A Stephen F. Austin	52 77
									162	A Stephen F. Austin	64 56
									162	H Stephen F. Austin	74 67
									192	A Northwestern St.	68 85
									192	H Northwestern St.	59 64
									214	H UTEP	51 64
									218	A La. -Monroe	55 54
									218	H La. -Monroe	64 50
									221	A Texas-Arlington	70 61
									221	H Texas-Arlington	72 68
									221	H Texas-Arlington	79 52
									268	N Princeton	81 82
									269	A Nicholls St.	54 65
									269	H Nicholls St.	79 48
									277	A McNeese St.	65 56
									277	H McNeese St.	75 63
									281	A Southeastern La.	89 85
									281	H Southeastern La.	67 50
									300	A Sam Houston St.	72 55
									300	H Sam Houston St.	66 57
									308	A Ark. -Little Rock	55 69
									320	A Lamar	64 42
									320	H Lamar	67 49
<hr/>											
					LAST 10 Division I GAMES:						
					4 N LSU	50 86	269	H Nicholls St.	79 48		
					157 A Texas-San Antonio	68 56	162	H Stephen F. Austin	74 67		
					162 A Stephen F. Austin	64 56	221	H Texas-Arlington	72 68		
					221 H Texas-Arlington	79 52	157 A Texas-San Antonio	56 63			
					281 H Southeastern La.	67 50	320 A Lamar	64 42			

S  
o  
u  
t  
h  
w  
e  
s  
t  
e  
x  
.  
s  
t  
.



St. Bonaventure										Through Games of 2003 Final											
Average RPI Win:		171		WON-LOST RECORD		WINNING PCT. RANK		LAST 10 GAMES		STRENGTH OF SCHEDULE		OPP. STRENGTH OF SCHEDULE		TEAM RPI		ADJ. RPI		CONF. RPI		ADJ CONF. RPI	
Average RPI Loss:		92																			
DIV. I ONLY		6- 22		299		1- 9				82		107		236		228		8		8	
DIV. I NON-CONF.		3- 8		254		0- 0				104		235		219		217		7		7	
TOTALS		RPI 1-25		RPI 26-50		W-L RECORDS		RPI 51-100				RPI 150+									
6- 22		0- 1		0- 4		OVERALL		1- 7				2- 2									
5- 8		0- 0		0- 1		HOME		1- 4				1- 1									
1- 12		0- 1		0- 3		AWAY		0- 2				1- 0									
0- 2		0- 0		0- 0		NEUTRAL		0- 1				0- 1									
3- 8		0- 0		0- 1		NON-CONFERENCE		0- 2				2- 2									
2- 3		0- 0		0- 0		HOME		0- 1				1- 1									
1- 4		0- 0		0- 1		AWAY		0- 1				1- 0									
0- 1		0- 0		0- 0		NEUTRAL		0- 0				0- 1									
3- 14		0- 1		0- 3		CONFERENCE		1- 5				0- 0									
3- 5		0- 0		0- 1		HOME		1- 3				0- 0									
0- 8		0- 1		0- 2		AWAY		0- 1				0- 0									
0- 1		0- 0		0- 0		NEUTRAL		0- 1				0- 0									
RPI 1-25				RPI 26-50				RPI 51-100				RPI 101+ Team's RPI: 228									
RPI	S	Opponent	Score	RPI	S	Opponent	Score	RPI	S	Opponent	Score	RPI	S	Opponent	Score						
23	A	George Washi ngton	49 65	39	A	St. Joseph' s	32 66	54	H	Si ena	75 80	103	A	Dayton	66 71						
				39	H	St. Joseph' s	68 74	60	H	Ri chmond	49 72	113	A	Ni agara	76 83						
				40	A	Xavi er	45 65	60	N	Ri chmond	43 58	118	H	Syracuse	48 58						
				48	A	Washi ngton	48 105	68	A	Templ e	45 55	122	A	Massachusetts	48 70						
								68	H	Templ e	49 67	122	H	Massachusetts	56 50						
								91	A	St. Francis (Pa.)	61 62	125	A	Vermont	64 74						
								96	H	La Salle	57 56	129	A	Rhode Isl and	47 63						
								97	H	Duquesne	75 79	129	H	Rhode Isl and	57 67						
												138	H	Kent St.	67 44						
												143	A	Fordham	50 57						
												143	H	Fordham	80 63						
												172	H	Provi dence	60 65						
												191	N	Paci fi c (Cal.)	42 61						
												203	H	Bucknel I	78 64						
												323	A	St. Francis (N.Y.)	79 54						
				LAST 10 Div				sion I GAMES:													
				60	N	Ri chmond	43 58	129	H	Rhode Isl and	57 67										
				39	A	St. Joseph' s	32 66	143	A	Fordham	50 57										
				68	H	Templ e	49 67	122	H	Massachusetts	56 50										
				103	A	Dayton	66 71	39	H	St. Joseph' s	68 74										
				40	A	Xavi er	45 65	68	A	Templ e	45 55										

Non-Di v I Games:

St. Bonaventure



St. Francis (N.Y.) Through Games of 2005 FINAL											
Average RPI Win:	293	WON-LOST	WINNING	LAST 10	STRENGTH OF	OPP. STRENGTH	TEAM	ADJ.	CONF.	ADJ. CONF.	
Average RPI Loss:	248	RECORD	PCT. RANK	GAMES	SCHEDULE	OF SCHEDULE	RPI	RPI	RPI	RPI	
DIV. I ONLY	2- 25	316	1- 9		322	324	323	323	31	31	
DIV. I NON-CONF.	1- 8	298	0- 0		323	316	324	324	31	31	
<hr/>											
TOTALS	RPI 1-25		RPI 26-50		W-L RECORDS		RPI 51-100		RPI 150+		
2- 25	0- 0		0- 0		OVERALL		0- 1		2- 24		
0- 14	0- 0		0- 0		HOME		0- 0		0- 14		
2- 11	0- 0		0- 0		AWAY		0- 1		2- 10		
0- 0	0- 0		0- 0		NEUTRAL		0- 0		0- 0		
1- 8	0- 0		0- 0		NON-CONFERENCE		0- 0		1- 8		
0- 5	0- 0		0- 0		HOME		0- 0		0- 5		
1- 3	0- 0		0- 0		AWAY		0- 0		1- 3		
0- 0	0- 0		0- 0		NEUTRAL		0- 0		0- 0		
1- 17	0- 0		0- 0		CONFERENCE		0- 1		1- 16		
0- 9	0- 0		0- 0		HOME		0- 0		0- 9		
1- 8	0- 0		0- 0		AWAY		0- 1		1- 7		
0- 0	0- 0		0- 0		NEUTRAL		0- 0		0- 0		
<hr/>											
RPI S	RPI 1-25		RPI S	RPI 26-50		RPI S	RPI 51-100		RPI S	RPI 101+	Team's RPI : 323
Opponent	Score		Opponent	Score		Opponent	Score		Opponent	Score	
						91 A St. Francis (Pa.)	48 71		186 A Qui nni pi ac	48 67	
									186 H Qui nni pi ac	59 87	
									186 H Sacred Heart	52 71	
									210 H Wagner	61 81	
									217 A Monmouth	45 78	
									217 H Monmouth	52 68	
									227 H Lehi gh	57 87	
									228 H St. Bonaventure	54 79	
									233 A New Hampshi re	54 75	
									234 A Long Isl and	55 73	
									234 H Long Isl and	47 60	
									256 A UMBC	42 64	
									256 H UMBC	48 68	
									268 A Princet on	69 64	
									276 A Cornell	68 84	
									278 A Hofstra	62 88	
									283 A Mt. St. Mary's	74 81	
									283 H Mt. St. Mary's	75 92	
									284 H Albany (N.Y.)	67 71	
									287 A Central Conn. St.	57 59	
									287 H Central Conn. St.	56 62	
									310 A Fai rlei gh Di cki nson	62 79	
									310 H Fai rlei gh Di cki nson	54 82	
									314 H Iona	45 52	
									318 A Robert Morris	65 62	
									321 H Centenary (La.)	62 75	
<hr/>											
LAST 10 Division I GAMES:											
						186 H Sacred Heart	52 71		217 H Monmouth	52 68	
						210 H Wagner	61 81		310 A Fai rlei gh Di cki nson	62 79	
						234 A Long Isl and	55 73		318 A Robert Morris	65 62	
						287 H Central Conn. St.	56 62		91 A St. Francis (Pa.)	48 71	
						186 A Qui nni pi ac	48 67		234 H Long Isl and	47 60	

S  
t  
.  
F  
r  
a  
n  
c  
i  
s  
(  
N  
.  
Y  
.)

S  
t  
.  
F  
r  
a  
n  
c  
i  
s  
(  
N  
.  
Y  
.)

### Non-Div I Games:

St. Francis (N. Y.)

Loss, Non-Conf, S Site, H Home A Away N Neutral



St. Francis (Pa.)										Through Games of 2005 FINAL										
Average RPI Win:		232	WON-LOST RECORD		WINNING PCT. RANK		LAST 10 GAMES		STRENGTH OF SCHEDULE		OPP. STRENGTH OF SCHEDULE		TEAM RPI		ADJ. RPI		CONF. RPI		ADJ. CONF. RPI	
DIV. I ONLY		23- 8	31		7- 3		200		269		91		91		31		31			
DIV. I NON-CONF.		4- 6	211		0- 1		87		51		141		138		31		31			
TOTALS		RPI 1-25	RPI 26-50		W-L RECORDS		RPI 51-100		RPI 150+											
23- 8		0- 1	0- 1		OVERALL		2- 0		20- 3											
12- 1		0- 0	0- 0		HOME		1- 0		11- 0											
9- 6		0- 0	0- 1		AWAY		1- 0		7- 3											
2- 1		0- 1	0- 0		NEUTRAL		0- 0		2- 0											
4- 6		0- 1	0- 1		NON-CONFERENCE		2- 0		1- 1											
2- 1		0- 0	0- 0		HOME		1- 0		1- 0											
2- 4		0- 0	0- 1		AWAY		1- 0		0- 1											
0- 1		0- 1	0- 0		NEUTRAL		0- 0		0- 0											
19- 2		0- 0	0- 0		CONFERENCE		0- 0		19- 2											
10- 0		0- 0	0- 0		HOME		0- 0		10- 0											
7- 2		0- 0	0- 0		AWAY		0- 0		7- 2											
2- 0		0- 0	0- 0		NEUTRAL		0- 0		2- 0											
RPI 1-25		RPI 26-50		RPI 51-100		Team's RPI: 91		RPI 101+												
RPI S	Opponent	Score	RPI S	Opponent	Score	RPI S	Opponent	Score	RPI S	Opponent	Score									
5 N	Villanova	36 51	36 A	Illinois	52 55	77 H	Manhattan	55 36	108 A	Iowa St.	45 67									
						80 A	Marquette	64 62	113 A	Niagara	72 75									
									117 A	Miami (Ohio)	74 67									
									127 H	Pittsburgh	61 70									
									186 A	Quinnipiac	72 71									
									186 A	Sacred Heart	66 63									
									186 H	Sacred Heart	61 36									
									189 A	Canisius	76 78									
									210 A	Wagner	67 55									
									210 H	Wagner	57 47									
									217 A	Monmouth	80 69									
									217 H	Monmouth	70 62									
									228 H	St. Bonaventure	62 61									
									234 H	Long Island	61 40									
									234 N	Long Island	59 53									
									256 A	UMBC	49 52									
									256 H	UMBC	85 64									
									256 H	UMBC	58 41									
									283 A	Mt. St. Mary's	79 82									
									283 H	Mt. St. Mary's	86 75									
									283 N	Mt. St. Mary's	80 63									
									287 A	Central Conn. St.	75 46									
									310 A	Fairleigh Dickinson	65 49									
									310 H	Fairleigh Dickinson	66 48									
									318 A	Robert Morris	71 40									
									318 H	Robert Morris	81 42									
									323 H	St. Francis (N.Y.)	71 48									
LAST 10 Division I			GAMES:																	
5 N	Villanova	36 51	217 A	Monmouth	80 69	318 A	Robert Morris	71 40												
256 H	UMBC	58 41	217 H	Monmouth	70 62	318 H	Robert Morris	81 42												
234 N	Long Island	59 53	310 H	Fairleigh Dickinson	66 48	323 H	St. Francis (N.Y.)	71 48												
283 N	Mt. St. Mary's	80 63	256 A	UMBC	49 52															
310 A	Fairleigh Dickinson	65 49	283 A	Mt. St. Mary's	79 82															

### Non-Div l Games:

St. Francis (Pa.)

Loss, Non-Conf, S Site, H Home A Away N Neutral



St. John's (N.Y.)						Through Games Of 2009 FIVBL					
Average RPI Win:	211	WON-LOST	WINNING	LAST 10		STRENGTH OF	OPP. STRENGTH	TEAM	ADJ.	CONF.	ADJ CONF.
Average RPI Loss:	62	RECORD	PCT. RANK	GAMES		SCHEDULE	OF SCHEDULE	RPI	RPI	RPI	RPI
DIV. I ONLY	8- 19	264	1- 9	54	68	169	170	3	3		
DIV. I NON-CONF.	6- 5	131	0- 0	119	250	127	127	4	4		
TOTALS	RPI 1-25		RPI 26-50		W-L RECORDS		RPI 51-100		RPI 150+		
8- 19	0- 8		0- 2		OVERALL		0- 4		7- 0		
2- 9	0- 4		0- 0		HOME		0- 2		2- 0		
4- 9	0- 4		0- 2		AWAY		0- 2		3- 0		
2- 1	0- 0		0- 0		NEUTRAL		0- 0		2- 0		
6- 5	0- 0		0- 2		NON-CONFERENCE		0- 1		6- 0		
2- 1	0- 0		0- 0		HOME		0- 0		2- 0		
2- 3	0- 0		0- 2		AWAY		0- 1		2- 0		
2- 1	0- 0		0- 0		NEUTRAL		0- 0		2- 0		
2- 14	0- 8		0- 0		CONFERENCE		0- 3		1- 0		
0- 8	0- 4		0- 0		HOME		0- 2		0- 0		
2- 6	0- 4		0- 0		AWAY		0- 1		1- 0		
0- 0	0- 0		0- 0		NEUTRAL		0- 0		0- 0		
RPI 1-25		RPI 26-50		RPI 51-100		Team's RPI : 170					
RPI S	Opponent	Score	RPI S	Opponent	Score	RPI S	Opponent	Score			
2	H Connecticut	46 87	32	A Georgia Tech	53 61	65	A Miami (Fla.)	54 69	118	H Syracuse	46 75
5	A Villanova	53 77	43	A Pepperdine	60 89	76	A Delaware	47 63	123	A West Virginia	59 68
13	A Boston College	37 73				87	H Georgetown	52 67	127	A Pittsburgh	69 66
17	A Rutgers	64 70				100	H Seton Hall	41 66	127	H Pittsburgh	51 75
17	H Rutgers	38 69							135	H Buffalo	56 63
22	A Notre Dame	48 76							143	N Fordham	49 53
22	H Notre Dame	42 71							172	A Providence	67 62
25	H Virginia Tech	53 69							190	A St. Peter's	68 48
									201	N Fla. Atlantic	77 72
									207	H Marist	68 50
									221	N Texas-Arlington	75 71
									263	A Stony Brook	68 57
									310	H Fairleigh Dickinson	70 50
LAST 10 Division I GAMES:											
310	H Fairleigh Dickinson	70 50	22	A Notre Dame	48 76	65	A Miami (Fla.)	54 69	2	H Connecticut	46 87
25	H Virginia Tech	53 69							127	A Pittsburgh	69 66
87	H Georgetown	52 67							118	H Syracuse	46 75
123	A West Virginia	59 68									
17	H Rutgers	38 69									

St. John's (N. Y.)



# St. Joseph's

# Through Games Of 2003 FINAL

Average RPI Win:		132	WON-LOST RECORD		WINNING PCT. RANK		LAST 10 GAMES		STRENGTH OF SCHEDULE		OPP. STRENGTH OF SCHEDULE		TEAM RPI		ADJ. RPI		CONF. RPI		ADJ CONF. RPI	
Average RPI Loss:		51																		
DIV. I ONLY		19- 11		79		6- 4		31		75		38		39		8		8		
DIV. I NON-CONF.		6- 6		150		1- 0		6		42		41		42		7		7		
TOTALS		RPI 1-25		RPI 26-50		W-L RECORDS		RPI 51-100		RPI 150+										
19- 11		0- 5		1- 1		OVERALL		5- 3		5- 0										
10- 5		0- 2		1- 0		HOME		2- 2		3- 0										
8- 6		0- 3		0- 1		AWAY		3- 1		2- 0										
1- 0		0- 0		0- 0		NEUTRAL		0- 0		0- 0										
6- 6		0- 4		0- 1		NON-CONFERENCE		1- 1		3- 0										
4- 2		0- 1		0- 0		HOME		1- 1		2- 0										
1- 4		0- 3		0- 1		AWAY		0- 0		1- 0										
1- 0		0- 0		0- 0		NEUTRAL		0- 0		0- 0										
13- 5		0- 1		1- 0		CONFERENCE		4- 2		2- 0										
6- 3		0- 1		1- 0		HOME		1- 1		1- 0										
7- 2		0- 0		0- 0		AWAY		3- 1		1- 0										
0- 0		0- 0		0- 0		NEUTRAL		0- 0		0- 0										
RPI 1-25				RPI 26-50		Team's RPI: 39		RPI 51-100				RPI 101+								
RPI	S	Opponent	Score	RPI	S	Opponent	Score	RPI	S	Opponent	Score	RPI	S	Opponent	Score					
2	A	Connecti cut	48 82	33	A	Vi rgi ni a	37 66	54	H	Si ena	69 72	103	H	Dayton	61 60					
3	A	Duke	48 82	40	H	Xavi er	67 64	60	A	Ri chmond	63 50	122	A	Massachusetts	68 61					
5	H	Vi ll anova	44 59					60	H	Ri chmond	53 56	122	H	Massachusetts	60 51					
16	A	Penn St.	56 82					68	A	Temple	49 47	129	A	Rhode Isl and	67 54					
23	H	George Washi ngton	67 77					68	H	Temple	73 68	129	A	Rhode Isl and	49 62					
								76	H	Del aware	65 47	129	H	Rhode Isl and	73 53					
								96	A	La Salle	83 80	135	N	Buffalo	68 59					
								97	A	Duquesne	64 68	140	H	Boston U.	58 45					
												143	A	Fordham	58 43					
												143	H	Fordham	53 57					
												154	H	Pennsyl vani a	70 60					
												213	A	Drexel	58 53					
												228	A	St. Bonaventure	74 68					
												228	H	St. Bonaventure	66 32					
												256	H	UMBC	66 61					
				LAST 10 Div				sion I GAMES:												
				60	H	Ri chmond	53 56	143	A	Fordham	58 43									
				76	H	Del aware	65 47	122	H	Massachusetts	60 51									
				129	A	Rhode Isl and	49 62	143	H	Fordham	53 57									
				228	H	St. Bonaventure	66 32	97	A	Duquesne	64 68									
				129	A	Rhode Isl and	67 54	228	A	St. Bonaventure	74 68									



Average RPI Win: 155		WON-LOST RECORD	WINNING PCT. RANK	LAST 10 GAMES	STRENGTH OF SCHEDULE	OPP. STRENGTH OF SCHEDULE	TEAM RPI	ADJ. RPI	CONF. RPI	ADJ CONF. RPI
Average RPI Loss: 76										
DIV. I ONLY		16- 14	142	5- 5	98	85	105	102	9	9
DIV. I NON-CONF.		8- 7	148	0- 1	127	87	118	117	8	8
<hr/>										
TOTALS		RPI 1-25		RPI 26-50	W-L RECORDS		RPI 51-100		RPI 150+	
16- 14		0- 1		2- 2	OVERALL		2- 8		8- 0	
11- 3		0- 0		2- 0	HOME		2- 3		4- 0	
3- 8		0- 0		0- 2	AWAY		0- 3		2- 0	
2- 3		0- 1		0- 0	NEUTRAL		0- 2		2- 0	
8- 7		0- 1		0- 0	NON-CONFERENCE		1- 5		5- 0	
5- 2		0- 0		0- 0	HOME		1- 2		2- 0	
1- 3		0- 0		0- 0	AWAY		0- 2		1- 0	
2- 2		0- 1		0- 0	NEUTRAL		0- 1		2- 0	
8- 7		0- 0		2- 2	CONFERENCE		1- 3		3- 0	
6- 1		0- 0		2- 0	HOME		1- 1		2- 0	
2- 5		0- 0		0- 2	AWAY		0- 1		1- 0	
0- 1		0- 0		0- 0	NEUTRAL		0- 1		0- 0	
<hr/>										
RPI 1-25		RPI 26-50		RPI 51-100		RPI 101+		Team's RPI : 102		
RPI S	Opponent	Score	RPI S	Opponent	Score	RPI S	Opponent	Score		
1 N	Tennessee	40 75	31 A	TCU	54 65	53 A	Iowa	64 93	103 H	Dayton 74 54
			35 H	DePaul	73 71	64 A	Charlotte	58 70	107 A	Houston 73 80
			41 H	Cincinnati	69 63	69 H	Western Ill.	52 67	117 H	Miami (Ohio) 58 55
			46 A	Tulane	50 58	71 A	Missouri	62 72	126 A	Memphis 71 60
						75 H	Indiana St.	67 53	126 H	Memphis 64 56
						78 H	Southwest Mo. St.	67 76	131 A	Southern Miss. 42 44
						80 H	Marquette	65 68	148 A	UMKC 50 54
						90 N	Michigan	56 61	151 A	Bradley 80 44
						94 H	Louisville	70 66	168 A	East Caro. 76 63
						94 N	Louisville	59 86	179 H	UAB 64 54
									211 H	Loyola (Ill.) 66 57
									232 H	South Fla. 81 73
									236 N	Army 61 56
									287 N	Central Conn. St. 79 43
									304 H	Gardner-Webb 105 54
<hr/>										
LAST 10 Division I GAMES:										
	53 A	Iowa	64	93		107 A	Houston	73	80	
	94 N	Louisville	59	86		31 A	TCU	54	65	
	41 H	Cincinnati	69	63		232 H	South Fla.	81	73	
	94 H	Louisville	70	66		179 H	UAB	64	54	
	126 H	Memphis	64	56		64 A	Charlotte	58	70	

Non-Div I Games: P. R. -Mayaguez 90 32

St. Louis

Loss, Non-Conf, S Site, H Home A Away N Neutral



St. Mary's (Cal.)											Through Games of 2003 Final												
Average RPI Win:		216		WON-LOST RECORD		WINNING PCT. RANK		LAST 10 GAMES		STRENGTH OF SCHEDULE		OPP. STRENGTH OF SCHEDULE		TEAM RPI		ADJ. RPI		CONF. RPI		ADJ CONF. RPI			
Average RPI Loss:		124																					
DIV. I ONLY		11- 17		222		3- 7		184		156		219		220		12		12					
DIV. I NON-CONF.		7- 6		138		0- 0		229		206		180		180		13		13					
TOTALS		RPI 1-25		RPI 26-50		W-L RECORDS		RPI 51-100		RPI 150+													
11- 17		0- 0		0- 3		OVERALL		1- 4		10- 6													
7- 7		0- 0		0- 2		HOME		1- 1		6- 2													
4- 10		0- 0		0- 1		AWAY		0- 3		4- 4													
0- 0		0- 0		0- 0		NEUTRAL		0- 0		0- 0													
7- 6		0- 0		0- 1		NON-CONFERENCE		1- 2		6- 1													
5- 2		0- 0		0- 1		HOME		1- 0		4- 0													
2- 4		0- 0		0- 0		AWAY		0- 2		2- 1													
0- 0		0- 0		0- 0		NEUTRAL		0- 0		0- 0													
4- 11		0- 0		0- 2		CONFERENCE		0- 2		4- 5													
2- 5		0- 0		0- 1		HOME		0- 1		2- 2													
2- 6		0- 0		0- 1		AWAY		0- 1		2- 3													
0- 0		0- 0		0- 0		NEUTRAL		0- 0		0- 0													
RPI 1-25		Score		RPI 26-50		Score		RPI 51-100		Score		RPI 101+		Team's RPI : 220		Score							
RPI S		Opponent		RPI S		Opponent		RPI S		Opponent		RPI S		Opponent		Score							
43		A Pepperdi ne		57		78		66		A UCLA		60		72		111		A UNLV		56		68	
43		H Pepperdi ne		74		89		73		A Fresno St.		64		66		112		H Western Caro.		67		70	
47		H Col orado St.		46		64		98		H Montana		68		62		149		A Gonzaga		53		67	
								99		A Santa Cl ara		68		73		149		H Gonzaga		43		67	
								99		H Santa Cl ara		72		82		153		A Loyol a Marymount		45		54	
																153		H Loyol a Marymount		67		74	
																164		H Cal i forni a		71		64	
																165		A San Franci sco		58		52	
																165		H San Franci sco		56		58	
																188		A Portl and		77		84	
																188		H Portl and		75		57	
																191		A Paci fi c (Cal .)		73		53	
																215		H San Di ego St.		60		47	
																224		A San Di ego		63		60	
																224		A San Di ego		56		69	
																224		H San Di ego		61		51	
																241		A Nevada		55		72	
																274		H Idaho		75		57	
																315		H Cal St. Northrid ge		67		59	
																319		A Sacramento St.		64		56	
LAST 10 Division I GAMES:																							
224		A San Di ego		56		69		188		H Portl and		75		57									
153		H Loyol a Marymount		67		74		149		H Gonzaga		43		67									
43		H Pepperdi ne		74		89		165		A San Franci sco		58		52									
99		A Santa Cl ara		68		73		43		A Pepperdi ne		57		78									
224		A San Di ego		63		60		153		A Loyol a Marymount		45		54									

St. Mary's (Cal.)

Non-Div I Games:

St. Mary's (Cal.)

Loss, 
Non-Conf, S Site, 
H Home
A Away 
N Neutral



Through Games of 2005 FIVBL																					
Average RPI Win: 235		WON-LOST RECORD		WINNING PCT. RANK		LAST 10 GAMES		STRENGTH OF SCHEDULE		OPP. STRENGTH OF SCHEDULE		TEAM RPI		ADJ. RPI		CONF. RPI		ADJ CONF. RPI			
Average RPI Loss: 127																					
DIV. I ONLY		14- 14		159		4- 6		231		179		196		190		18		18			
DIV. I NON-CONF.		3- 6		230		0- 0		271		171		262		262		19		19			
TOTALS		RPI 1-25		RPI 26-50		W-L RECORDS		RPI 51-100				RPI 150+									
14- 14		0- 0		0- 0		OVERALL		1- 5				12- 5									
8- 6		0- 0		0- 0		HOME		0- 3				7- 2									
6- 7		0- 0		0- 0		AWAY		1- 2				5- 2									
0- 1		0- 0		0- 0		NEUTRAL		0- 0				0- 1									
3- 6		0- 0		0- 0		NON-CONFERENCE		0- 2				3- 1									
2- 3		0- 0		0- 0		HOME		0- 1				2- 1									
1- 3		0- 0		0- 0		AWAY		0- 1				1- 0									
0- 0		0- 0		0- 0		NEUTRAL		0- 0				0- 0									
11- 8		0- 0		0- 0		CONFERENCE		1- 3				9- 4									
6- 3		0- 0		0- 0		HOME		0- 2				5- 1									
5- 4		0- 0		0- 0		AWAY		1- 1				4- 2									
0- 1		0- 0		0- 0		NEUTRAL		0- 0				0- 1									
RPI 1-25		RPI 26-50		RPI 51-100		RPI 101+		Team's RPI: 190													
RPI S	Opponent	Score	RPI S	Opponent	Score	RPI S	Opponent	Score	RPI S	Opponent	Score	RPI S	Opponent	Score	RPI S	Opponent	Score	RPI S	Opponent	Score	
						54	A Si ena	64 60	113	A Ni agara	50 77										
						54	H Si ena	61 68	113	H Ni agara	78 56										
						56	A Hol y Cross	64 70	122	H Massachusetts	49 52										
						74	H Al abama	57 62	125	A Vermont	55 83										
						77	A Manhattan	72 85	138	A Kent St.	52 60										
						77	H Manhattan	48 64	170	H St. John' s (N. Y. )	48 68										
									181	A Fai rfi el d	74 80										
									181	H Fai rfi el d	62 57										
									189	A Cani si us	66 63										
									189	H Cani si us	59 63										
									189	N Cani si us	71 83										
									207	A Mari st	51 57										
									207	H Mari st	61 47										
									244	A Loyol a (Md. )	54 49										
									244	H Loyol a (Md. )	65 61										
									271	A Ri der	67 50										
									271	H Ri der	81 57										
									279	H Coppi n St.	70 51										
									302	H Akron	72 49										
									309	A Lafayette	75 57										
									314	A lona	78 65										
									314	H lona	66 43										
LAST 10 Divi sion I GAMES:																					
189 N Cani si us						71	83	54 H Si ena						61	68						
207 A Mari st						51	57	314 A lona						78	65						
77 A Manhattan						72	85	113 H Ni agara						78	56						
181 A Fai rfi el d						74	80	189 H Cani si us						59	63						
271 H Ri der						81	57	314 H lona						66	43						

### Non-Div l Games:

St. Peter's

Loss, Non-Conf, S Site, H Home A Away N Neutral



Average RPI Win: 112				WON-LOST RECORD		WINNING PCT. RANK		LAST 10 GAMES		STRENGTH OF SCHEDULE		OPP. STRENGTH OF SCHEDULE		TEAM RPI		ADJ. RPI		CONF. RPI		ADJ CONF. RPI			
DIV. I ONLY				27- 5		10		8- 2		43		53		14		15		7		7			
DIV. I NON-CONF.				9- 2		20		1- 1		9		30		9		9		6		6			
TOTALS		RPI 1-25		RPI 26-50		W-L RECORDS		RPI 51-100		RPI 150+													
27- 5		2- 2		5- 2		OVERALL		5- 1		8- 0													
15- 1		2- 1		4- 0		HOME		3- 0		3- 0													
9- 4		0- 1		0- 2		AWAY		1- 1		4- 0													
3- 0		0- 0		1- 0		NEUTRAL		1- 0		1- 0													
9- 2		2- 2		2- 0		NON-CONFERENCE		1- 0		3- 0													
6- 1		2- 1		2- 0		HOME		1- 0		1- 0													
3- 1		0- 1		0- 0		AWAY		0- 0		2- 0													
0- 0		0- 0		0- 0		NEUTRAL		0- 0		0- 0													
18- 3		0- 0		3- 2		CONFERENCE		4- 1		5- 0													
9- 0		0- 0		2- 0		HOME		2- 0		2- 0													
6- 3		0- 0		0- 2		AWAY		1- 1		2- 0													
3- 0		0- 0		1- 0		NEUTRAL		1- 0		1- 0													
RPI 1-25 Team's RPI: 15				RPI 26-50				RPI 51-100				RPI 101+											
RPI	S	Opponent	Score	RPI	S	Opponent	Score	RPI	S	Opponent	Score	RPI	S	Opponent	Score								
1	A	Tennessee	56 71	29	A	Ari zona	64 79	66	A	UCLA	80 78	106	A	Oregon	75 74								
9	H	Kansas St.	63 57	29	H	Ari zona	82 74	66	H	UCLA	79 61	106	H	Oregon	85 54								
17	H	Rutgers	64 60	29	N	Ari zona	59 49	66	N	UCLA	69 64	116	A	Oregon St.	62 51								
24	H	Minnesota	56 68	34	H	Oklahoma	58 38	67	A	Southern Cal i forni a	72 75	116	H	Oregon St.	71 46								
				43	H	Pepperdine	91 58					121	A	Ari zona St.	63 53								
				48	A	Washington	68 92	67	H	Southern Cal i forni a	63 55	121	H	Ari zona St.	80 63								
				48	H	Washington	77 63	95	H	Western Mi ch.	82 66	140	A	Boston U.	69 55								
												164	A	Cal i forni a	53 50								
												164	H	Cal i forni a	72 48								
												164	N	Cal i forni a	60 35								
												165	A	San Franci sco	59 57								
												191	A	Paci fic (Cal .)	67 56								
												253	A	Washi ngton St.	84 41								
												253	H	Washi ngton St.	85 56								
												268	H	Pri nceton	95 39								
				LAST 10 Division I GAMES:																			
				24	H	Minnesota	56 68	121	A	Ari zona St.	63 53												
				95	H	Western Mi ch.	82 66	29	A	Ari zona	64 79												
				29	N	Ari zona	59 49	66	H	UCLA	79 61												
				66	N	UCLA	69 64	67	H	Southern Cal i forni a	63 55												
				164	N	Cal i forni a	60 35	253	A	Washi ngton St.	84 41												

Non-Div I Games:

Stanford



Average RPI Win: 252		WON-LOST	WINNING	LAST 10	STRENGTH OF	OPP. STRENGTH	TEAM	ADJ.	CONF.	ADJ CONF.
Average RPI Loss: 117		RECORD	PCT. RANK	GAMES	SCHEDULE	OF SCHEDULE	RPI	RPI	RPI	RPI
DIV. I ONLY		15- 13	134	7- 3	196	224	170	162	27	27
DIV. I NON-CONF.		0- 7	315	0- 0	31	6	221	215	26	26
<hr/>										
TOTALS		RPI 1-25	RPI 26-50	W-L RECORDS		RPI 51-100	RPI 150+			
15- 13		0- 2	0- 3	OVERALL		0- 1	15- 6			
10- 2		0- 0	0- 1	HOME		0- 0	10- 1			
5- 9		0- 2	0- 2	AWAY		0- 0	5- 5			
0- 2		0- 0	0- 0	NEUTRAL		0- 1	0- 0			
0- 7		0- 2	0- 3	NON-CONFERENCE		0- 1	0- 0			
0- 1		0- 0	0- 1	HOME		0- 0	0- 0			
0- 4		0- 2	0- 2	AWAY		0- 0	0- 0			
0- 2		0- 0	0- 0	NEUTRAL		0- 1	0- 0			
15- 6		0- 0	0- 0	CONFERENCE		0- 0	15- 6			
10- 1		0- 0	0- 0	HOME		0- 0	10- 1			
5- 5		0- 0	0- 0	AWAY		0- 0	5- 5			
0- 0		0- 0	0- 0	NEUTRAL		0- 0	0- 0			
<hr/>										
RPI 1-25		RPI 26-50		RPI 51-100		RPI 101+		Team's RPI: 162		
RPI S	Opponent	Score	RPI S	Opponent	Score	RPI S	Opponent	Score		
14	A Loui si ana Tech	44 80	30	H Auburn	44 72	74	N Al abama	56 69	137	N Wi chi ta St.
18	A Arkansas	54 78	34	A Okl ahoma	55 77				157	A Texas-San Antonio
			47	A Col orado St.	62 85				157	H Texas-San Antonio
									161	A Southwest Tex. St.
									161	H Southwest Tex. St.
									161	H Southwest Tex. St.
									192	A Northwestern St.
									192	H Northwestern St.
									218	A La. -Monroe
									218	H La. -Monroe
									221	A Texas-Arl ington
									221	H Texas-Arl ington
									269	A Ni chol ls St.
									269	H Ni chol ls St.
									277	A McNeese St.
									277	H McNeese St.
									281	A Southeastern La.
									281	H Southeastern La.
									300	A Sam Houston St.
									300	H Sam Houston St.
									320	A Lamar
									320	H Lamar
<hr/>										
LAST 10 Division I GAMES:										
161	H Southwest Tex. St.	56 64	300	A Sam Houston St.	73 55					
192	H Northwestern St.	80 73	320	A Lamar	65 42					
218	H La. -Monroe	75 65	281	H Southeastern La.	63 54					
161	A Southwest Tex. St.	67 74	269	H Ni chol ls St.	62 45					
157	H Texas-San Antonio	54 42	277	A McNeese St.	80 89					

Stephen F. Austin

Non-Di v I Games:

Stephen F. Austin

Loss, 
Non-Conf, S Site, 
H Home
A Away 
N Neutral



STATS					Through Games Of 2009 FIVRE						
Average RPI Win: 299		WON-LOST RECORD	WINNING PCT. RANK	LAST 10 GAMES	STRENGTH OF SCHEDULE	OPP. STRENGTH OF SCHEDULE	TEAM RPI	ADJ. RPI	CONF. RPI	ADJ CONF. RPI	
DIV. I ONLY		6- 21	296	3- 7	260	311	303	306	29	29	
DIV. I NON-CONF.		1- 10	309	0- 0	235	300	312	312	29	29	
TOTALS		RPI 1-25	RPI 26-50	W-L RECORDS	RPI 51-100	RPI 150+					
6- 21	0- 1	0- 0	OVERALL	0- 0	6- 18						
5- 9	0- 0	0- 0	HOME	0- 0	5- 8						
1- 10	0- 1	0- 0	AWAY	0- 0	1- 8						
0- 2	0- 0	0- 0	NEUTRAL	0- 0	0- 2						
1- 10	0- 1	0- 0	NON-CONFERENCE	0- 0	1- 8						
1- 5	0- 0	0- 0	HOME	0- 0	1- 4						
0- 3	0- 1	0- 0	AWAY	0- 0	0- 2						
0- 2	0- 0	0- 0	NEUTRAL	0- 0	0- 2						
5- 11	0- 0	0- 0	CONFERENCE	0- 0	5- 10						
4- 4	0- 0	0- 0	HOME	0- 0	4- 4						
1- 7	0- 0	0- 0	AWAY	0- 0	1- 6						
0- 0	0- 0	0- 0	NEUTRAL	0- 0	0- 0						
RPI 1-25		RPI 26-50	RPI 51-100	Team's RPI : 306							
RPI S Opponent Score	RPI S Opponent Score	RPI S Opponent Score	RPI S Opponent Score	RPI S Opponent Score	RPI S Opponent Score						
21 A South Carolina 39 101				129 H Rhode Island 38 67							
				141 A Georgia St. 50 77							
				160 A UCF 56 69							
				160 H UCF 52 75							
				189 N Cani si us 68 104							
				197 H Bel mont 79 85							
				198 A Troy St. 53 72							
				198 H Troy St. 67 75							
				201 A Fla. Atlantic 79 91							
				201 H Fla. Atlantic 70 86							
				223 N Fl ori da A&M 51 70							
				235 H Chi cago St. 42 63							
				238 A Jacksonville St. 71 80							
				239 A Charleston So. 56 57							
				240 H Lip scomb 61 77							
				243 H Long Beach St. 67 71							
				247 A Bethune-Cookman 62 69							
				267 A Mercer 69 84							
				267 H Mercer 49 46							
				278 H Hofstra 63 71							
				286 H Campbel l 82 74							
				299 A Samford 48 52							
				304 H Gardner-Webb 82 78							
				311 A Jacksonville 71 65							
				311 H Jacksonville 66 57							
				317 H Savannah St. 59 48							
		LAST 10 Divi si on I GAMES:									
201 A Fla. Atlantic 79 91	238 A Jacksonville St. 71 80			311 H Jacksonville 66 57							
160 A UCF 56 69	141 A Georgi a St. 50 77			317 H Savannah St. 59 48							
311 A Jacksonville 71 65	197 H Bel mont 79 85										
198 H Troy St. 67 75	299 A Samford 48 52										
267 H Mercer 49 46	304 H Gardner-Webb 82 78										

Stetson

Loss, Non-Conf, S Site, H Home A Away N Neutral



# Stony Brook

# Through Games Of 2003 FINAL

Average RPI Win: 272				WON-LOST RECORD		WINNING PCT. RANK		LAST 10 GAMES		STRENGTH OF SCHEDULE		OPP. STRENGTH OF SCHEDULE		TEAM RPI		ADJ. RPI		CONF. RPI		ADJ CONF. RPI			
Average RPI Loss: 144																							
DIV. I ONLY				9- 19		254		4- 6		250		188		266		263		23		21			
DIV. I NON-CONF.				2- 9		283		0- 0		246		153		291		285		23		22			
TOTALS				RPI 1-25		RPI 26-50		W-L RECORDS		RPI 51-100		RPI 150+											
9- 19				0- 0		0- 1		OVERALL		0- 5		9- 7											
6- 8				0- 0		0- 0		HOME		0- 2		6- 3											
3- 8				0- 0		0- 1		AWAY		0- 1		3- 3											
0- 3				0- 0		0- 0		NEUTRAL		0- 2		0- 1											
2- 9				0- 0		0- 1		NON-CONFERENCE		0- 3		2- 3											
1- 5				0- 0		0- 0		HOME		0- 1		1- 3											
1- 2				0- 0		0- 1		AWAY		0- 0		1- 0											
0- 2				0- 0		0- 0		NEUTRAL		0- 2		0- 0											
7- 10				0- 0		0- 0		CONFERENCE		0- 2		7- 4											
5- 3				0- 0		0- 0		HOME		0- 1		5- 0											
2- 6				0- 0		0- 0		AWAY		0- 1		2- 3											
0- 1				0- 0		0- 0		NEUTRAL		0- 0		0- 1											
RPI 1-25				RPI 26-50		RPI 51-100		Team's RPI: 263															
RPI S	Opponent	Score	RPI S	Opponent	Score	RPI S	Opponent	Score	RPI S	Opponent	Score	RPI S	Opponent	Score	RPI S	Opponent	Score	RPI S	Opponent	Score	RPI S	Opponent	Score
47	A Colorado St.	68 110	59	H Florida Int'l	44 96	125	A Vermont	58 83	125	H Vermont	57 82	130	A Southern Methodi st	39 66	140	A Boston U.	51 93	140	H Boston U.	76 88	143	H Fordham	40 62
			60	N Ri chmond	60 91				159	H Brown	76 85	170	H St. John's (N.Y.)	57 68	231	H Wright St.	53 69	233	A New Hampshi re	67 70	233	H New Hampshi re	90 72
			70	A Mai ne	47 81				233	N New Hampshi re	57 70	251	A Northeastern	70 73	251	H Northeastern	57 55	252	A Bi nghamton	50 69	252	H Bi nghamton	54 47
			70	H Mai ne	41 66				255	A Hartford	58 57	255	H Hartford	66 54	284	A Al bany (N.Y.)	74 58	284	H Al bany (N.Y.)	80 68	310	H Fai rlei gh Di cki nson	76 71
			96	N La Salle	38 60				322	A Morgan St.	61 47												
LAST 10 Divi sion I GAMES:																							
233	N New Hampshi re	57 70	70	A Mai ne	47 81	255	H Hartford	66 54	140	A Boston U.	51 93	125	A Vermont	58 83	251	H Northeastern	57 55						
125	H Vermont	57 82																					
284	H Al bany (N.Y.)	80 68																					
233	A New Hampshi re	67 70																					
252	H Bi nghamton	54 47																					



## Syracuse

Average RPI Win: 159

Average RPI Loss: 52

WON-LOST  
RECORDWINNING  
PCT. RANKLAST 10  
GAMESSTRENGTH OF  
SCHEDULEOPP. STRENGTH  
OF SCHEDULETEAM  
RPIADJ.  
RPICONF.  
RPIADJ CONF.  
RPI

DIV. I ONLY

10- 18

237

3- 7

37

45

122

118

3

3

DIV. I NON-CONF.

5- 6

174

0- 0

68

104

111

111

4

4

TOTALS

RPI 1-25

RPI 26-50

W-L RECORDS

RPI 51-100

RPI 150+

10- 18

1- 8

0- 2

OVERALL

1- 6

6- 1

4- 9

0- 5

0- 1

HOME

0- 3

3- 0

6- 8

1- 3

0- 1

AWAY

1- 2

3- 1

0- 1

0- 0

0- 0

NEUTRAL

0- 1

0- 0

5- 6

0- 2

0- 2

NON-CONFERENCE

0- 1

4- 1

2- 3

0- 2

0- 1

HOME

0- 0

2- 0

3- 3

0- 0

0- 1

AWAY

0- 1

2- 1

0- 0

0- 0

0- 0

NEUTRAL

0- 0

0- 0

5- 12

1- 6

0- 0

CONFERENCE

1- 5

2- 0

2- 6

0- 3

0- 0

HOME

0- 3

1- 0

3- 5

1- 3

0- 0

AWAY

1- 1

1- 0

0- 1

0- 0

0- 0

NEUTRAL

0- 1

0- 0

RPI 1-25

RPI 26-50

RPI 51-100

RPI 101+

Team's RPI: 118

RPI	S	Opponent	Score
2	A	Connecticut	51 <b>75</b>
5	H	Villanova	44 <b>71</b>
12	H	Vanderbilt	65 <b>73</b>
13	A	Boston College	76 71
13	H	Boston College	63 <b>82</b>
17	A	Rutgers	55 <b>75</b>
22	H	Notre Dame	54 <b>62</b>
23	H	George Washington	66 <b>67</b>
25	A	Virginia Tech	63 <b>73</b>

RPI	S	Opponent	Score
26	H	Colorado	75 <b>78</b>
45	A	Harvard	76 <b>79</b>

RPI	S	Opponent	Score
54	A	Siena	66 <b>83</b>
65	A	Miami (Fla.)	62 59
65	H	Miami (Fla.)	68 <b>85</b>
65	N	Miami (Fla.)	64 <b>77</b>
87	A	Georgetown	66 <b>70</b>
87	H	Georgetown	75 <b>82</b>
100	H	Seton Hall	44 <b>48</b>

RPI	S	Opponent	Score
123	A	West Virginia	74 <b>77</b>
125	A	Vermont	79 75
127	H	Pittsburgh	71 61
164	A	California	53 <b>57</b>
165	A	San Francisco	77 56
170	A	St. John's (N.Y.)	75 46
172	H	Providence	66 58
228	A	St. Bonaventure	58 48
252	H	Binghamton	72 51
276	H	Cornell	76 47

LAST 10 Division I GAMES:

65	N	Miami (Fla.)	64	<b>77</b>	87	A	Georgetown	66	<b>70</b>
22	H	Notre Dame	54	<b>62</b>	2	A	Connecticut	51	<b>75</b>
127	H	Pittsburgh	71	61	5	H	Villanova	44	<b>71</b>
123	A	West Virginia	74	<b>77</b>	13	H	Boston College	63	<b>82</b>
172	H	Providence	66	58	170	A	St. John's (N.Y.)	75	46

Non-Div I Games:

Syracuse

■ Loss, 
 ■ Non-Conf, S Site, 
 ■ Home 
 ■ Away 
 N Neutral



TCU

### Non-Div I Games:

Page 267



Average RPI Win: 141		WON-LOST RECORD	WINNING PCT. RANK	LAST 10 GAMES	STRENGTH OF SCHEDULE	OPP. STRENGTH OF SCHEDULE	TEAM RPI	ADJ. RPI	CONF. RPI	ADJ CONF. RPI	
Average RPI Loss: 44											
DIV. I ONLY		14- 15	167	8- 2	39	48	72	68	8	8	
DIV. I NON-CONF.		4- 7	220	0- 0	23	18	85	79	7	7	
TOTALS		RPI 1-25	RPI 26-50	W-L RECORDS	RPI 51-100	RPI 150+					
14- 15		0- 8	0- 3	OVERALL	5- 1	4- 0					
7- 5		0- 3	0- 2	HOME	2- 0	1- 0					
5- 8		0- 3	0- 1	AWAY	2- 1	2- 0					
2- 2		0- 2	0- 0	NEUTRAL	1- 0	1- 0					
4- 7		0- 6	0- 0	NON-CONFERENCE	2- 0	2- 0					
2- 2		0- 2	0- 0	HOME	2- 0	0- 0					
1- 4		0- 3	0- 0	AWAY	0- 0	1- 0					
1- 1		0- 1	0- 0	NEUTRAL	0- 0	1- 0					
10- 8		0- 2	0- 3	CONFERENCE	3- 1	2- 0					
5- 3		0- 1	0- 2	HOME	0- 0	1- 0					
4- 4		0- 0	0- 1	AWAY	2- 1	1- 0					
1- 1		0- 1	0- 0	NEUTRAL	1- 0	0- 0					
RPI S Opponent		RPI 1-25 Score	RPI S Opponent	RPI 26-50 Score	RPI S Opponent	RPI 51-100 Score	Team's RPI: 68	RPI S Opponent	RPI 101+ Score		
5	A Villanova	54 66	39	A St. Joseph's	68 73	60	A Ri chmond	66 73	103	H Dayton	63 51
9	N Kansas St.	65 72	39	H St. Joseph's	47 49	60	N Ri chmond	58 56	105	A Mi ssi ssi ppi	53 54
13	A Boston College	62 69	40	H Xavi er	56 64	96	A La Salle	67 63	122	A Massachusetts	80 89
17	H Rutgers	42 52				97	A Duquesne	77 44	122	H Massachusetts	47 42
21	H South Carolina	39 57				99	H Santa Clara	65 54	129	A Rhode Island	73 80
22	A Notre Dame	61 84				100	H Seton Hall	61 57	129	H Rhode Island	64 51
23	H George Washington	57 59							143	A Fordham	58 49
23	N George Washington	59 64							143	H Fordham	63 56
									154	A Pennsylvani a	78 71
									228	A St. Bonaventure	67 49
									228	H St. Bonaventure	55 45
									268	N Pri nceton	70 40
LAST 10 Division I GAMES:											
			23	N George Washington	59 64	97	A Duquesne	77 44			
			60	N Ri chmond	58 56	103	H Dayton	63 51			
			143	A Fordham	58 49	40	H Xavi er	56 64			
			228	A St. Bonaventure	67 49	96	A La Salle	67 63			
			122	H Massachusetts	47 42	228	H St. Bonaventure	55 45			

Non-Div I Games:

Temple

■ Loss, 
 ■ Non-Conf, 
 ■ S Site, 
 ■ H Home 
 ■ A Away 
 N Neutral



Team's RPI: 235				Team's RPI: 162				Team's RPI: 162			
WON-LOST RECORD				WINNING PCT. RANK				LAST 10 GAMES			
STRENGTH OF SCHEDULE				OPP. STRENGTH OF SCHEDULE				TEAM RPI			
ADJ. RPI				CONF. RPI				ADJ. CONF. RPI			
DIV. I ONLY				13- 16				187			
DIV. I NON-CONF.				3- 8				254			
6- 4				194				233			
210				212				21			
22				257				220			
277				279				25			
25											
TOTALS				RPI 1-25				RPI 26-50			
W-L RECORDS				RPI 51-100				RPI 150+			
OVERALL				0- 1				10- 9			
HOME				0- 0				8- 0			
AWAY				0- 0				1- 6			
NEUTRAL				0- 1				1- 3			
NON-CONFERENCE				0- 1				3- 5			
HOME				0- 0				2- 0			
AWAY				0- 0				0- 2			
NEUTRAL				0- 1				1- 3			
CONFERENCE				0- 0				7- 4			
HOME				0- 0				6- 0			
AWAY				0- 0				1- 4			
NEUTRAL				0- 0				0- 0			
RPI 1-25				RPI 26-50				RPI 51-100			
RPI S Opponent Score				RPI S Opponent Score				RPI S Opponent Score			
12 H Vanderbilt 77 101				49 A Austin Peay 58 81				72 N Ball St. 61 98			
25 A Virginia Tech 55 87				49 H Austin Peay 71 85							
				49 N Austin Peay 58 73							

Tenn. -Martin

Non-Div I Games:

Tenn. -Martin

■ Loss, 
 ■ Non-Conf, S Site, 
 ■ Home 
 ■ Away 
 N Neutral



Average RPI Win: 46				WON-LOST RECORD		WINNING PCT. RANK		LAST 10 GAMES		STRENGTH OF SCHEDULE		OPP. STRENGTH OF SCHEDULE		TEAM RPI		ADJ. RPI		CONF. RPI		ADJ CONF. RPI					
Average RPI Loss: 3																									
DIV. I ONLY				32- 5		8		8- 2		1		1		1		1		1		1					
DIV. I NON-CONF.				16- 4		25		5- 1		1		3		1		1		1		1					
TOTALS				RPI 1-25		RPI 26-50		W-L RECORDS		RPI 51-100		RPI 150+													
32- 5				15- 5		8- 0		OVERALL		3- 0		1- 0													
16- 0				8- 0		5- 0		HOME		1- 0		0- 0													
10- 2				4- 2		2- 0		AWAY		2- 0		0- 0													
6- 3				3- 3		1- 0		NEUTRAL		0- 0		1- 0													
16- 4				7- 4		5- 0		NON-CONFERENCE		2- 0		1- 0													
9- 0				4- 0		4- 0		HOME		1- 0		0- 0													
3- 2				1- 2		1- 0		AWAY		1- 0		0- 0													
4- 2				2- 2		0- 0		NEUTRAL		0- 0		1- 0													
16- 1				8- 1		3- 0		CONFERENCE		1- 0		0- 0													
7- 0				4- 0		1- 0		HOME		0- 0		0- 0													
7- 0				3- 0		1- 0		AWAY		1- 0		0- 0													
2- 1				1- 1		1- 0		NEUTRAL		0- 0		0- 0													
RPI 1-25				Team's RPI: 1		RPI 26-50				RPI 51-100				RPI 101+											
RPI	S	Opponent	Score	RPI	S	Opponent	Score	RPI	S	Opponent	Score	RPI	S	Opponent	Score										
2	A	Connecti cut	62 63	30	A	Auburn	59 56	67	A	Southern	71 39	102	N	St. Louis	75 40										
2	N	Connecti cut	68 73	30	H	Auburn	81 72			Cal i forni a		104	A	Kentucky	84 69										
3	N	Duke	55 76	30	N	Auburn	66 51	74	A	Al abama	88 45	105	H	Mi ssi ssi ppi	86 43										
3	N	Duke	66 56	31	H	TCU	86 72	85	H	Al abama St.	95 43	120	A	Fl ori da	94 53										
4	A	LSU	68 65	33	H	Vi rgi ni a	81 51					120	H	Fl ori da	79 40										
4	N	LSU	62 78	34	H	Okl ahoma	94 68					236	N	Army	96 44										
5	H	Vi l l anova	73 49	35	H	DePaul	76 57																		
6	A	Texas	62 63	44	A	Ol d Domi ni on	91 63																		
11	H	Mi ssi ssi ppi St.	82 68																						
11	N	Mi ssi ssi ppi St.	76 75																						
12	A	Vanderbi l t	81 67																						
12	H	Vanderbi l t	91 71																						
14	A	Loui si ana Tech	60 35																						
15	H	Stanford	71 56																						
16	H	Penn St.	86 58																						
18	A	Arkansas	92 79																						
19	H	Georgi a	87 60																						
21	H	South Carol i na	97 78																						
22	N	Notre Dame	77 61																						
23	H	George Washi ngton	83 61																						
LAST 10 Div								si on I GAMES:																	
								2	N	Connecti cut	68 73	85	H	Al abama St.	95 43										
								3	N	Duke	66 56	4	N	LSU	62 78										
								5	H	Vi l l anova	73 49	11	N	Mi ssi ssi ppi St.	76 75										
								16	H	Penn St.	86 58	30	N	Auburn	66 51										
								33	H	Vi rgi ni a	81 51	104	A	Kentucky	84 69										

Non-Di v I Games: P. R. -Mayaguez 136 26

Tennessee



Tennessee St.														
Average RPI Win:		247	WON-LOST RECORD		WINNING PCT. RANK	LAST 10 GAMES		STRENGTH OF SCHEDULE		OPP. STRENGTH OF SCHEDULE	TEAM RPI	ADJ. RPI	CONF. RPI	ADJ CONF. RPI
Average RPI Loss:		190												
DIV. I ONLY			4- 22		308	2- 8		220		268	307	307	21	22
DIV. I NON-CONF.			2- 8		277	0- 0		239		303	296	295	25	25
-----														
TOTALS		RPI 1-25		RPI 26-50		W-L RECORDS		RPI 51-100		RPI 150+				
4- 22		0- 0		0- 2		OVERALL		0- 1		4- 13				
2- 9		0- 0		0- 1		HOME		0- 1		2- 5				
1- 13		0- 0		0- 1		AWAY		0- 0		1- 8				
1- 0		0- 0		0- 0		NEUTRAL		0- 0		1- 0				
2- 8		0- 0		0- 0		NON-CONFERENCE		0- 1		2- 5				
0- 3		0- 0		0- 0		HOME		0- 1		0- 2				
1- 5		0- 0		0- 0		AWAY		0- 0		1- 3				
1- 0		0- 0		0- 0		NEUTRAL		0- 0		1- 0				
2- 14		0- 0		0- 2		CONFERENCE		0- 0		2- 8				
2- 6		0- 0		0- 1		HOME		0- 0		2- 3				
0- 8		0- 0		0- 1		AWAY		0- 0		0- 5				
0- 0		0- 0		0- 0		NEUTRAL		0- 0		0- 0				
-----														
RPI 1-25		RPI 26-50		RPI 51-100		RPI 101+		Team's RPI: 307						
RPI S	Opponent	Score	RPI S	Opponent	Score	RPI S	Opponent	Score	RPI S	Opponent	Score			
49	A Austin Peay	45 93	49	H Austin Peay	57 82	92	H Jackson St.	49 62	109	A Mi ddl e Tenn.	62 83			
									126	A Memphi s	71 92			
									136	A Southeast Mo. St.	64 77			
									136	H Southeast Mo. St.	72 81			
									145	A Eastern Ky.	77 82			
									145	H Eastern Ky.	83 105			
									197	A Bel mont	65 84			
									209	A Morehead St.	72 79			
									209	H Morehead St.	59 76			
									212	A Tenn. -Martin	70 82			
									212	H Tenn. -Martin	85 82			
									216	A Tennessee Tech	60 90			
									216	H Tennessee Tech	58 81			
									231	H Wright St.	68 84			
									240	A Li pscomb	67 64			
									260	H Southern Ill.	62 72			
									267	N Mercer	79 65			
									270	A Murray St.	66 74			
									270	H Murray St.	78 70			
									275	A Al abama A&M	47 52			
									292	A Eastern Ill.	68 77			
									292	H Eastern Ill.	80 84			
									308	A Ark. -Little Rock	63 80			
-----														
LAST 10 Division I GAMES:														
136	H Southeast Mo. St.	72 81	145	A Eastern Ky.	77 82									
292	H Eastern Ill.	80 84	212	H Tenn. -Martin	85 82									
216	H Tennessee Tech	58 81	270	H Murray St.	78 70									
270	A Murray St.	66 74	136	A Southeast Mo. St.	64 77									
49	A Austin Peay	45 93	292	A Eastern Ill.	68 77									

T  
e  
n  
n  
e  
s  
s  
e  
e  
s  
t  
.

Tennessee.

### Non-Div l Games:

Tennessee St.

■ Loss, ■ Non-Conf, S Site, H Home A Away N Neutral



Average RPI Win:		229	WON-LOST		WINNING	LAST 10		STRENGTH OF		OPP. STRENGTH	TEAM	ADJ.	CONF.	ADJ CONF.	
Average RPI Loss:		146	RECORD		PCT. RANK	GAMES		SCHEDULE		OF SCHEDULE	RPI	RPI	RPI	RPI	
DIV. I ONLY		12- 17			210	5- 5		193		194	221	216	21	22	
DIV. I NON-CONF.		5- 6			174	0- 0		201		137	187	184	25	25	
TOTALS		RPI 1-25			RPI 26-50	W-L RECORDS		RPI 51-100				RPI 150+			
12- 17		0- 1			0- 2	OVERALL		1- 1				9- 6			
7- 5		0- 0			0- 1	HOME		1- 0				6- 1			
4- 10		0- 1			0- 1	AWAY		0- 0				2- 5			
1- 2		0- 0			0- 0	NEUTRAL		0- 1				1- 0			
5- 6		0- 1			0- 0	NON-CONFERENCE		1- 1				3- 2			
3- 1		0- 0			0- 0	HOME		1- 0				2- 0			
1- 4		0- 1			0- 0	AWAY		0- 0				0- 2			
1- 1		0- 0			0- 0	NEUTRAL		0- 1				1- 0			
7- 11		0- 0			0- 2	CONFERENCE		0- 0				6- 4			
4- 4		0- 0			0- 1	HOME		0- 0				4- 1			
3- 6		0- 0			0- 1	AWAY		0- 0				2- 3			
0- 1		0- 0			0- 0	NEUTRAL		0- 0				0- 0			
RPI 1-25				RPI 26-50				RPI 51-100				RPI 101+		Team's RPI: 216	
RPI S	Opponent	Score		RPI S	Opponent	Score		RPI S	Opponent	Score		RPI S	Opponent	Score	
19 A	Georgi a	56	87	49 A	Austin Peay	58	73	57 H	Western Ky.	61	55	105 A	Mi ssi ssi ppi	61 69	
				49 H	Austin Peay	54	65	84 N	Tol edo	61	71	109 H	Mi ddl e Tenn.	59 71	
												126 A	Memphi s	67 64	
												136 A	Southeast Mo. St.	80 86	
												136 H	Southeast Mo. St.	72 76	
												136 N	Southeast Mo. St.	65 78	
												145 A	Eastern Ky.	63 72	
												145 A	Eastern Ky.	67 65	
												145 H	Eastern Ky.	71 80	
												184 A	Evansville	52 61	
												186 N	Qui nni pi ac	78 68	
												209 A	Morehead St.	65 70	
												209 H	Morehead St.	64 72	
												212 A	Tenn. -Martin	62 72	
												212 H	Tenn. -Martin	77 70	
												260 A	Southern Ill.	66 70	
												261 H	East Tenn. St.	74 56	
												270 A	Murray St.	62 58	
												270 H	Murray St.	69 55	
												292 A	Eastern Ill.	46 64	
												292 H	Eastern Ill.	84 71	
												307 A	Tennessee St.	81 58	
												307 H	Tennessee St.	90 60	
												316 H	UNC Asheville	69 46	
LAST 10 Division I GAMES:															
136 N Southeast Mo. St.						65	78	307 A Tennessee St.						81	58
145 A Eastern Ky.						67	65	145 A Eastern Ky.						63	72
292 H Eastern Ill.						84	71	209 A Morehead St.						65	70
136 H Southeast Mo. St.						72	76	270 H Murray St.						69	55
49 A Austin Peay						58	73	212 H Tenn. -Martin						77	70

Non-Div I Games:

Tennessee Tech

Loss, 
Non-Conf, S Site, 
H Home
A Away 
N Neutral



Through Games of 2009 FIVE																			
Average RPI Win: 243		WON-LOST RECORD		WINNING PCT. RANK		LAST 10 GAMES		STRENGTH OF SCHEDULE		OPP. STRENGTH OF SCHEDULE		TEAM RPI		ADJ. RPI		CONF. RPI		ADJ CONF. RPI	
DIV. I ONLY		15- 12		123		5- 5		271		235		198		196		32		32	
DIV. I NON-CONF.		8- 11		206		0- 4		182		184		193		197		32		32	
TOTALS		RPI 1-25		RPI 26-50		W-L RECORDS		RPI 51-100		RPI 150+									
15- 12		0- 1		0- 0		OVERALL		0- 2		14- 4									
11- 2		0- 0		0- 0		HOME		0- 0		10- 0									
4- 9		0- 1		0- 0		AWAY		0- 2		4- 4									
0- 1		0- 0		0- 0		NEUTRAL		0- 0		0- 0									
8- 11		0- 1		0- 0		NON-CONFERENCE		0- 2		7- 3									
7- 2		0- 0		0- 0		HOME		0- 0		6- 0									
1- 8		0- 1		0- 0		AWAY		0- 2		1- 3									
0- 1		0- 0		0- 0		NEUTRAL		0- 0		0- 0									
7- 1		0- 0		0- 0		CONFERENCE		0- 0		7- 1									
4- 0		0- 0		0- 0		HOME		0- 0		4- 0									
3- 1		0- 0		0- 0		AWAY		0- 0		3- 1									
0- 0		0- 0		0- 0		NEUTRAL		0- 0		0- 0									
RPI 1-25		RPI 26-50		RPI 51-100		RPI 101+		Team's RPI: 196											
RPI S	Opponent	Score		RPI S	Opponent	Score		RPI S	Opponent	Score		RPI S	Opponent	Score					
6	A Texas	37 64						59	A Florida Int'l	53 67		101	A Rice	55 61					
								82	A Montana St.	59 83		107	H Houston	43 66					
												111	H UNLV	38 55					
												130	H Southern Methodist	58 53					
												141	N Georgia St.	55 58					
												148	A UMKC	68 74					
												157	A Texas-San Antonio	67 59					
												174	H North Texas	57 46					
												206	H Northern Ari z.	60 58					
												214	A UTEP	60 85					
												221	H Texas-Arlington	54 51					
												240	A Lipscomb	59 42					
												240	H Lipscomb	82 68					
												242	H La. -Lafayette	64 42					
												246	H Air Force	81 61					
												252	H Binghamton	66 49					
												259	A Prairie View	53 68					
												294	A IPFW	67 60					
												294	H IPFW	99 88					
												300	A Sam Houston St.	64 66					
												305	A Tex. -Pan American	55 64					
												305	H Tex. -Pan American	66 54					
												321	A Centenary (La.)	64 47					
												321	H Centenary (La.)	68 50					
LAST 10 Division I GAMES:																			
240	H	Lipscomb	82 68	259	A	Prairie View	53 68	300	A	Sam Houston St.	64 66	321	H	Centenary (La.)	68 50	148	A	UMKC	68 74
294	H	IPFW	99 88	305	A	Tex. -Pan American	55 64												
321	A	Centenary (La.)	64 47																
107	H	Houston	43 66																
305	H	Tex. -Pan American	66 54																

**T  
e  
x  
.  
A  
&  
M  
-  
C  
o  
r  
p  
.  
C  
h  
r  
i  
s**

T  
e  
x  
.  
A  
&  
M  
-  
C  
o  
r  
p  
.  
C  
h  
r  
i  
s

### Non-Div I Games:

Tex. A&M-Corp. Chris

Loss, Non-Conf, S Site, H Home A Away N Neutral



Through Games of 2005 FIVE																			
Average RPI Win: 260		WON-LOST RECORD		WINNING PCT. RANK		LAST 10 GAMES		STRENGTH OF SCHEDULE		OPP. STRENGTH OF SCHEDULE		TEAM RPI		ADJ. RPI		CONF. RPI		ADJ. CONF. RPI	
DIV. I ONLY		6- 19		292		3- 6		288		261		302		305		32		32	
DIV. I NON-CONF.		3- 14		293		0- 2		217		219		284		289		32		32	
TOTALS		RPI 1-25		RPI 26-50		W-L RECORDS		RPI 51-100		RPI 150+									
6- 19		0- 1		0- 0		OVERALL		0- 2		6- 14									
4- 6		0- 0		0- 0		HOME		0- 0		4- 5									
2- 11		0- 0		0- 0		AWAY		0- 2		2- 8									
0- 2		0- 1		0- 0		NEUTRAL		0- 0		0- 1									
3- 14		0- 1		0- 0		NON-CONFERENCE		0- 2		3- 9									
1- 5		0- 0		0- 0		HOME		0- 0		1- 4									
2- 7		0- 0		0- 0		AWAY		0- 2		2- 4									
0- 2		0- 1		0- 0		NEUTRAL		0- 0		0- 1									
3- 5		0- 0		0- 0		CONFERENCE		0- 0		3- 5									
3- 1		0- 0		0- 0		HOME		0- 0		3- 1									
0- 4		0- 0		0- 0		AWAY		0- 0		0- 4									
0- 0		0- 0		0- 0		NEUTRAL		0- 0		0- 0									
RPI 1-25		RPI 26-50		RPI 51-100		RPI 101+		Team's RPI: 305											
RPI S	Opponent	Score	RPI S	Opponent	Score	RPI S	Opponent	Score	RPI S	Opponent	Score								
11 N	Mississippi St.	38 70				52 A	Baylor	40 84	132 H	Tulsa	35 70								
						98 A	Montana	50 60	149 A	Gonzaga	55 71								
									155 A	Oral Roberts	68 72								
									156 A	New Mexico St.	42 77								
									182 A	Nebraska	61 58								
									193 A	Eastern Wash.	45 59								
									196 A	Tex. A&M-Corp. Chris	54 66								
									196 H	Tex. A&M-Corp. Chris	64 55								
									199 A	Arkansas St.	59 68								
									206 N	Northern Ariz.	56 69								
									221 H	Texas-Arlington	38 67								
									240 A	Lipscomb	49 57								
									240 H	Lipscomb	65 66								
									242 H	La. -Lafayette	41 66								
									246 H	Air Force	61 64								
									252 H	Binghamton	59 61								
									259 H	Prairie View	64 48								
									294 A	IPFW	57 64								
									294 H	IPFW	71 57								
									308 A	Ark. -Little Rock	66 56								
									321 A	Centenary (La.)	58 60								
									321 H	Centenary (La.)	87 82								
			LAST 10 Division I GAMES:																
			321 H	Centenary (La.)	87 82		242 H	La. -Lafayette	41 66										
			240 H	Lipscomb	65 66		321 A	Centenary (La.)	58 60										
			294 H	IPFW	71 57		155 A	Oral Roberts	68 72										
			294 A	IPFW	57 64		196 H	Tex. A&M-Corp. Chris	64 55										
			196 A	Tex. A&M-Corp. Chris	54 66														

T  
e  
x  
.  
-  
P  
a  
n  
A  
m  
e  
r  
i  
c  
a  
n

T  
e  
x  
.  
-  
P  
a  
n  
A  
m  
e  
r  
i  
c  
a  
n

Tex. -Pan American

Incarnate Word 77 68

Midwestern St. 58 84

43 79

Non-Div | Games: Angelo St.



308	A	Ark. -Little Rock	66	56
-----	---	-------------------	----	----

T  
e  
x  
.  
-  
P  
a  
n  
A  
m  
e  
r  
i  
c  
a  
n

T  
e  
x  
.  
-  
P  
a  
n  
A  
m  
e  
r  
i  
c  
a  
n



Average RPI Win:		96	WON-LOST		RECORD	WINNING	PCT. RANK	LAST 10	GAMES	STRENGTH OF	SCHEDULE	OPP. STRENGTH	OF SCHEDULE	TEAM	RPI	ADJ.	RPI	CONF.	RPI	ADJ CONF.	RPI
Average RPI Loss:		19																			
DIV. I ONLY		29- 6		13		9- 1		6		20		6		6		5		5			
DIV. I NON-CONF.		11- 5		65		4- 1		7		23		11		11		5		5			
TOTALS		RPI 1-25		RPI 26-50		W-L RECORDS		RPI 51-100		RPI 150+											
29- 6		7- 4		5- 1		OVERALL		4- 1		8- 0											
15- 0		2- 0		3- 0		HOME		1- 0		7- 0											
7- 5		1- 3		1- 1		AWAY		2- 1		1- 0											
7- 1		4- 1		1- 0		NEUTRAL		1- 0		0- 0											
11- 5		4- 3		1- 1		NON-CONFERENCE		1- 1		5- 0											
7- 0		1- 0		1- 0		HOME		0- 0		5- 0											
0- 4		0- 2		0- 1		AWAY		0- 1		0- 0											
4- 1		3- 1		0- 0		NEUTRAL		1- 0		0- 0											
18- 1		3- 1		4- 0		CONFERENCE		3- 0		3- 0											
8- 0		1- 0		2- 0		HOME		1- 0		2- 0											
7- 1		1- 1		1- 0		AWAY		2- 0		1- 0											
3- 0		1- 0		1- 0		NEUTRAL		0- 0		0- 0											
RPI 1-25		Team's RPI: 6		RPI 26-50		RPI 51-100		RPI 101+													
RPI S	Opponent	Score		RPI S	Opponent	Score		RPI S	Opponent	Score		RPI S	Opponent	Score							
1	H Tennessee	63 62		26	H Col orado	75 55		51	A Bri gham Young	63 79		108	A Iowa St.	65 55							
2	N Connecti cut	69 71		26	N Col orado	62 47		52	A Bayl or	79 57		142	A Okl ahoma St.	72 70							
4	A LSU	58 76		27	A New Mexi co	70 77		52	H Bayl or	70 50		142	H Okl ahoma St.	77 44							
4	N LSU	78 60		31	H TCU	86 54		71	A Mi ssouri	70 59		146	H Kansas	89 47							
7	A Texas Tech	70 67		34	A Okl ahoma	60 54		83	N Hampton	90 46		146	N Kansas	87 56							
7	H Texas Tech	69 58		34	H Okl ahoma	78 66						158	A Texas A&M	74 47							
7	N Texas Tech	67 57										158	H Texas A&M	76 50							
9	A Kansas St.	69 71										161	H Southwest Tex. St.	98 36							
18	N Arkansas	67 50										182	H Nebraska	86 54							
20	A Ohio St.	66 70										196	H Tex. A&M-Corp.	64 37							
24	N Mi nnesota	73 60											Chris								
												221	H Texas-Arl ington	73 44							
												277	H McNeese St.	90 25							
												281	H Southeastern La.	106 42							
LAST 10 Div sion I GAMES:																					
				2	N Connecti cut	69 71		7	N Texas Tech	67 57											
				4	N LSU	78 60		26	N Col orado	62 47											
				24	N Mi nnesota	73 60		146	N Kansas	87 56											
				18	N Arkansas	67 50		34	H Okl ahoma	78 66											
				83	N Hampton	90 46		7	A Texas Tech	70 67											

T  
e  
x  
a  
s

Non-Di v I Games:

Texas

■ Loss, 
 ■ Non-Conf, S Site, 
 ■ Home 
 ■ Away 
 N Neutral



TEXAS TEAM				THROUGH GAMES OF 2008 FINALE							
Average RPI Win:	206	WON-LOST RECORD	WINNING PCT. RANK	LAST 10 GAMES	STRENGTH OF SCHEDULE	OPP. STRENGTH OF SCHEDULE	TEAM RPI	ADJ. RPI	CONF. RPI	ADJ CONF. RPI	
DIV. I ONLY	10- 18	237	2- 8	75	78	159	158	5	5		
DIV. I NON-CONF.	7- 4	91	0- 0	214	285	146	148	5	5		
<hr/>											
TOTALS	RPI 1-25		RPI 26-50		W-L RECORDS		RPI 51-100		RPI 150+		
10- 18	0- 5		1- 2		OVERALL		1- 6		7- 1		
8- 7	0- 2		1- 1		HOME		1- 1		6- 1		
2- 10	0- 3		0- 1		AWAY		0- 4		1- 0		
0- 1	0- 0		0- 0		NEUTRAL		0- 1		0- 0		
7- 4	0- 0		0- 0		NON-CONFERENCE		1- 2		6- 1		
6- 1	0- 0		0- 0		HOME		1- 0		5- 1		
1- 3	0- 0		0- 0		AWAY		0- 2		1- 0		
0- 0	0- 0		0- 0		NEUTRAL		0- 0		0- 0		
3- 14	0- 5		1- 2		CONFERENCE		0- 4		1- 0		
2- 6	0- 2		1- 1		HOME		0- 1		1- 0		
1- 7	0- 3		0- 1		AWAY		0- 2		0- 0		
0- 1	0- 0		0- 0		NEUTRAL		0- 1		0- 0		
<hr/>											
RPI 1-25		RPI 26-50			RPI 51-100			RPI 101+ Team's RPI : 158			
RPI S	Opponent	Score	RPI S	Opponent	Score	RPI S	Opponent	Score	RPI S	Opponent	Score
6	A Texas	50 <span>76</span>	26	H Col orado	49 <span>55</span>	52	A Bayl or	49 <span>66</span>	107	A Houston	74 <span>87</span>
6	H Texas	47 <span>74</span>	34	A Okl ahoma	39 <span>77</span>	52	H Bayl or	54 <span>97</span>	108	A Iowa St.	46 <span>58</span>
7	A Texas Tech	38 <span>83</span>	34	H Okl ahoma	69 61	52	N Bayl or	61 <span>80</span>	142	A Okl ahoma St.	69 54
7	H Texas Tech	56 <span>77</span>				64	A Charlotte	72 <span>93</span>	142	H Okl ahoma St.	48 <span>68</span>
9	A Kansas St.	49 <span>88</span>				65	A Mi ami (Fl a.)	58 <span>84</span>	146	H Kansas	57 <span>64</span>
						71	A Mi ssouri	51 <span>64</span>	182	H Nebraska	69 54
						99	H Santa Clara	73 51	192	H Northwestern St.	59 <span>65</span>
									221	H Texas-Arlington	72 70
									231	A Wright St.	85 68
									259	H Prairie View	63 48
									294	H IPFW	82 46
									295	H Ark. -Pi ne Bl uff	79 51
									303	H Texas Southern	67 46
<hr/>											
LAST 10 Division I GAMES:											
52 N Bayl or 61 <span>80</span>					108 A Iowa St. 46 <span>58</span>						
71 A Mi ssouri 51 <span>64</span>					182 H Nebraska 69 54						
52 H Bayl or 54 <span>97</span>					7 A Texas Tech 38 <span>83</span>						
142 H Okl ahoma St. 48 <span>68</span>					26 H Col orado 49 <span>55</span>						
9 A Kansas St. 49 <span>88</span>					34 H Okl ahoma 69 61						

**T  
e  
x  
a  
s  
A  
&  
M**

**T  
e  
x  
a  
s  
A  
&  
M**

### Non-Div I Games:

Texas A&amp;M

Loss, Non-Conf, S Site, H Home A Away N Neutral



## Texas Southern

## Through Games Of 2003 FINAL

Average RPI Win:	285	WON-LOST	WINNING	LAST 10	STRENGTH OF	OPP. STRENGTH	TEAM	ADJ.	CONF.	ADJ CONF.
Average RPI Loss:	163	RECORD	PCT. RANK	GAMES	SCHEDULE	OF SCHEDULE	RPI	RPI	RPI	RPI

DIV. I ONLY	5- 22	304	2- 8	261	222	306	303	24	24
DIV. I NON-CONF.	2- 7	271	0- 0	296	164	304	304	28	27

TOTALS	RPI 1-25	RPI 26-50	W-L RECORDS	RPI 51-100	RPI 150+
5- 22	0- 0	0- 1	OVERALL	0- 6	5- 8
5- 7	0- 0	0- 0	HOME	0- 2	5- 2
0- 14	0- 0	0- 1	AWAY	0- 3	0- 6
0- 1	0- 0	0- 0	NEUTRAL	0- 1	0- 0
2- 7	0- 0	0- 1	NON-CONFERENCE	0- 2	2- 3
2- 1	0- 0	0- 0	HOME	0- 0	2- 1
0- 5	0- 0	0- 1	AWAY	0- 1	0- 2
0- 1	0- 0	0- 0	NEUTRAL	0- 1	0- 0
3- 15	0- 0	0- 0	CONFERENCE	0- 4	3- 5
3- 6	0- 0	0- 0	HOME	0- 2	3- 1
0- 9	0- 0	0- 0	AWAY	0- 2	0- 4
0- 0	0- 0	0- 0	NEUTRAL	0- 0	0- 0

RPI 1-25			RPI 26-50			RPI 51-100			RPI 101+			Team's RPI: 303
RPI	S	Opponent	Score	RPI	S	Opponent	Score	RPI	S	Opponent	Score	
31	A	TCU	16 76	52	A	Bayl or	50 103	128	A	Grambl ing	65 83	
				85	A	Al abama St.	52 85	128	H	Grambl ing	55 70	
				85	H	Al abama St.	44 69	146	A	Kansas	45 83	
				92	A	Jackson St.	50 85	147	A	Al corn St.	62 79	
				92	H	Jackson St.	44 74	147	H	Al corn St.	64 71	
				95	N	Western Mi ch.	51 86	150	A	Southern U.	64 77	
								150	H	Southern U.	60 71	
								158	A	Texas A&M	46 67	
								182	A	Nebraska	48 71	
								259	A	Prai rie Vi ew	48 53	
								259	H	Prai rie Vi ew	62 52	
								275	A	Al abama A&M	52 65	
								275	H	Al abama A&M	62 57	
								277	H	McNeese St.	75 55	
								290	A	Mi ssi ssi ppi Val .	52 72	
								290	H	Mi ssi ssi ppi Val .	57 67	
								295	A	Ark. -Pi ne Bl uff	54 57	
								295	H	Ark. -Pi ne Bl uff	78 66	
								300	H	Sam Houston St.	63 72	
								320	H	Lamar	64 53	
LAST 10 Division I GAMES:												
150	H	Southern U.	60 71	295	H	Ark. -Pi ne Bl uff	78 66					
147	H	Al corn St.	64 71	128	A	Grambl ing	65 83					
85	A	Al abama St.	52 85	92	A	Jackson St.	50 85					
275	A	Al abama A&M	52 65	259	H	Prai rie Vi ew	62 52					
290	H	Mi ssi ssi ppi Val .	57 67	85	H	Al abama St.	44 69					

Non-Div I Games:

Texas Southern

Loss, 
Non-Conf, S Site, 
H Home
A Away 
N Neutral



Texas Tech				Through Games Of 2008 Final																	
Average RPI Win: 87				WON-LOST RECORD		WINNING PCT. RANK		LAST 10 GAMES		STRENGTH OF SCHEDULE		OPP. STRENGTH OF SCHEDULE		TEAM RPI		ADJ. RPI		CONF. RPI		ADJ CONF. RPI	
Average RPI Loss: 15																					
DIV. I ONLY				29- 6		13		7- 3		7		22		7		7		5		5	
DIV. I NON-CONF.				14- 2		10		3- 1		4		44		3		3		5		5	
TOTALS				RPI 1-25		RPI 26-50		W-L RECORDS		RPI 51-100		RPI 150+									
29- 6				3- 5		8- 0		OVERALL		5- 1		4- 0									
15- 1				2- 1		4- 0		HOME		3- 0		2- 0									
11- 2				0- 1		3- 0		AWAY		2- 1		2- 0									
3- 3				1- 3		1- 0		NEUTRAL		0- 0		0- 0									
14- 2				1- 2		5- 0		NON-CONFERENCE		3- 0		1- 0									
8- 0				1- 0		3- 0		HOME		1- 0		1- 0									
5- 0				0- 0		1- 0		AWAY		2- 0		0- 0									
1- 2				0- 2		1- 0		NEUTRAL		0- 0		0- 0									
15- 4				2- 3		3- 0		CONFERENCE		2- 1		3- 0									
7- 1				1- 1		1- 0		HOME		2- 0		1- 0									
6- 2				0- 1		2- 0		AWAY		0- 1		2- 0									
2- 1				1- 1		0- 0		NEUTRAL		0- 0		0- 0									
RPI 1-25				Team's RPI: 7		RPI 26-50				RPI 51-100				RPI 101+							
RPI	S	Opponent	Score	RPI	S	Opponent	Score	RPI	S	Opponent	Score	RPI	S	Opponent	Score						
3	N	Duke	51 57	26	A	Colorado	80 58	52	A	Bayl or	72 86	101	A	Ri ce	70 66						
6	A	Texas	58 69	27	A	New Mexi co	71 48	52	H	Bayl or	62 48	108	H	Iowa St.	70 48						
6	H	Texas	67 70	34	A	Okl ahoma	80 71	71	H	Mi ssouri	84 50	114	H	Val parai so	81 46						
6	N	Texas	57 67	34	H	Okl ahoma	59 48	78	H	Southwest Mo. St.	67 59	116	H	Oregon St.	67 51						
9	H	Kansas St.	73 64	37	N	Chattanooga	66 53	81	A	Wyomi ng	84 64	131	A	Southern Mi ss.	86 62						
9	N	Kansas St.	71 65	42	H	UC Santa Barb.	72 68	88	A	Hawai i	67 40	142	A	Okl ahoma St.	83 48						
14	N	Loui si ana Tech	76 85	48	H	Washi ngton	99 67					142	H	Okl ahoma St.	95 45						
17	H	Rutgers	94 81	50	H	Creighton	98 70					142	N	Okl ahoma St.	75 52						
</																					



Average RPI Win: 259				WON-LOST RECORD		WINNING PCT. RANK		LAST 10 GAMES		STRENGTH OF SCHEDULE		OPP. STRENGTH OF SCHEDULE		TEAM RPI		ADJ. RPI		CONF. RPI		ADJ CONF. RPI					
DIV. I ONLY				15- 13		134		5- 5		294		263		223		221		27		27					
DIV. I NON-CONF.				2- 5		252		0- 0		241		108		259		261		26		26					
TOTALS				RPI 1-25		RPI 26-50		W-L RECORDS		RPI 51-100						RPI 150+									
15- 13				0- 1		0- 0		OVERALL		0- 0						15- 12									
8- 3				0- 0		0- 0		HOME		0- 0						8- 3									
7- 8				0- 1		0- 0		AWAY		0- 0						7- 7									
0- 2				0- 0		0- 0		NEUTRAL		0- 0						0- 2									
2- 5				0- 1		0- 0		NON-CONFERENCE		0- 0						2- 4									
1- 0				0- 0		0- 0		HOME		0- 0						1- 0									
1- 3				0- 1		0- 0		AWAY		0- 0						1- 2									
0- 2				0- 0		0- 0		NEUTRAL		0- 0						0- 2									
13- 8				0- 0		0- 0		CONFERENCE		0- 0						13- 8									
7- 3				0- 0		0- 0		HOME		0- 0						7- 3									
6- 5				0- 0		0- 0		AWAY		0- 0						6- 5									
0- 0				0- 0		0- 0		NEUTRAL		0- 0						0- 0									
RPI 1-25				RPI 26-50		RPI 51-100		Team's RPI: 221																	
RPI S	Opponent			Score		RPI S	Opponent			Score		RPI S	Opponent			Score		RPI S	Opponent			Score			
6	A	Texas			44	73						155	H	Oral Roberts			62	55	157	A	Texas-San Antonio			39	55
												157	H	Texas-San Antonio			56	47	158	A	Texas A&M			70	72
												161	A	Southwest Tex. St.			68	72	161	A	Southwest Tex. St.			52	79
												161	H	Southwest Tex. St.			61	70	162	A	Stephen F. Austin			56	57
												162	H	Stephen F. Austin			69	61	170	N	St. John's (N.Y.)			71	75
												171	N	Wisconsin			49	58	192	A	Northwestern St.			59	63
												192	H	Northwestern St.			53	70	196	A	Tex. A&M-Corp. Chris			51	54
												218	A	La. -Monroe			67	63	218	H	La. -Monroe			44	59
												269	A	Nicholls St.			59	52	269	H	Nicholls St.			67	43
												277	A	McNeese St.			79	59	277	H	McNeese St.			71	66
												281	A	Southeastern La.			47	38	281	H	Southeastern La.			73	57
												300	A	Sam Houston St.			69	58	300	H	Sam Houston St.			77	46
												305	A	Tex. -Pan American			67	38	320	A	Lamar			65	41
												320	H	Lamar			63	45							



Texas San Antonio				Through Games Of 2000 Final															
Average RPI Win: 246		WON-LOST RECORD		WINNING PCT. RANK		LAST 10 GAMES		STRENGTH OF SCHEDULE		OPP. STRENGTH OF SCHEDULE		TEAM RPI		ADJ. RPI		CONF. RPI		ADJ CONF. RPI	
DIV. I ONLY		18- 11		87		8- 2		252		267		161		157		27		27	
DIV. I NON-CONF.		0- 7		315		0- 0		178		91		303		301		26		26	
TOTALS		RPI 1-25		RPI 26-50		W-L RECORDS		RPI 51-100		RPI 150+									
18- 11		0- 0		0- 1		OVERALL		0- 1		18- 7									
11- 4		0- 0		0- 0		HOME		0- 1		11- 2									
7- 5		0- 0		0- 1		AWAY		0- 0		7- 4									
0- 2		0- 0		0- 0		NEUTRAL		0- 0		0- 1									
0- 7		0- 0		0- 1		NON-CONFERENCE		0- 1		0- 3									
0- 3		0- 0		0- 0		HOME		0- 1		0- 1									
0- 2		0- 0		0- 1		AWAY		0- 0		0- 1									
0- 2		0- 0		0- 0		NEUTRAL		0- 0		0- 1									
18- 4		0- 0		0- 0		CONFERENCE		0- 0		18- 4									
11- 1		0- 0		0- 0		HOME		0- 0		11- 1									
7- 3		0- 0		0- 0		AWAY		0- 0		7- 3									
0- 0		0- 0		0- 0		NEUTRAL		0- 0		0- 0									
RPI 1-25		Score		RPI 26-50		Score		RPI 51-100		Score		RPI 101+		Team's RPI: 157		Score			
RPI S	Opponent			RPI S	Opponent			RPI S	Opponent			RPI S	Opponent						
27	A New Mexi co	49 66		74	H Al abama	55 61		137	H Wi chi ta St.	54 63		142	N Okl ahoma St.	47 53		155	N Oral Roberts	43 47	
								161	A Southwest Tex. St.	67 56		161	H Southwest Tex. St.	63 56		161	H Southwest Tex. St.	56 68	
								162	A Stephen F. Austin	42 54		162	H Stephen F. Austin	64 50		174	A North Texas	66 82	
								192	A Northwestern St.	69 60		192	H Northwestern St.	68 54		196	H Tex. A&M-Corp. Chris	59 67	
								218	A La. -Monroe	53 62		218	H La. -Monroe	69 59		218	H La. -Monroe	60 56	
								221	A Texas-Arlington	47 56		221	H Texas-Arlington	55 39		269	A Ni chol l s St.	68 50	
								269	H Ni chol l s St.	73 39		277	A McNeese St.	45 41		277	H McNeese St.	65 54	
								281	A Southeastern La.	63 46		281	H Southeastern La.	49 38		300	A Sam Houston St.	59 48	
								300	H Sam Houston St.	65 53		320	A Lamar	56 50		320	H Lamar	57 42	
</																			



Average RPI Win: 180  
Average RPI Loss: 118

WON-LOST  
RECORD

WINNING  
PCT. RANK

LAST 10  
GAMES

STRENGTH OF  
SCHEDULE

OPP. STRENGTH  
OF SCHEDULE

TEAM  
RPI

ADJ.  
RPI

CONF.  
RPI

ADJ CONF.  
RPI

DIV. I ONLY  
DIV. I NON-CONF.

20- 10  
7- 5

58  
111

5- 5  
0- 1

149  
154

151  
143

84  
114

84  
114

15  
15

15  
15

TOTALS

RPI 1-25

RPI 26-50

W-L RECORDS

RPI 51-100

RPI 150+

20- 10

0- 0

1- 2

OVERALL

5- 4

11- 3

12- 2

0- 0

1- 0

HOME

3- 1

6- 0

6- 7

0- 0

0- 2

AWAY

2- 2

3- 3

2- 1

0- 0

0- 0

NEUTRAL

0- 1

2- 0

7- 5

0- 0

1- 2

NON-CONFERENCE

2- 2

4- 0

4- 2

0- 0

1- 0

HOME

1- 1

2- 0

2- 3

0- 0

0- 2

AWAY

1- 1

1- 0

1- 0

0- 0

0- 0

NEUTRAL

0- 0

1- 0

13- 5

0- 0

0- 0

CONFERENCE

3- 2

7- 3

8- 0

0- 0

0- 0

HOME

2- 0

4- 0

4- 4

0- 0

0- 0

AWAY

1- 1

2- 3

1- 1

0- 0

0- 0

NEUTRAL

0- 1

1- 0

RPI 1-25

RPI 26-50

RPI 51-100

Team's RPI: 84

RPI 101+

RPI S Opponent Score

RPI S Opponent Score

RPI S Opponent Score

RPI S Opponent Score

35 H DePaul 61 51  
41 A Cincinnati 57 64  
43 A Pepperdine 58 64

58 A Michigan St. 58 55  
72 A Ball St. 78 73  
72 H Ball St. 82 69  
80 H Marquette 54 65  
83 H Hampton 82 55  
95 A Western Mich. 60 87  
95 H Western Mich. 72 69  
95 N Western Mich. 57 60  
97 A Duquesne 60 63

117 A Miami (Ohio) 77 72  
122 H Massachusetts 61 73  
135 H Buffalo 71 56  
138 H Kent St. 83 51  
177 A Northern Ill. 57 69  
180 A Eastern Mich. 67 71  
180 H Eastern Mich. 65 55  
216 N Tennessee Tech 71 61  
222 A Marshall 70 54  
222 N Marshall 80 66  
248 A Bowling Green 62 66  
248 H Bowling Green 70 62  
249 H Ohio 55 46  
250 H Central Mich. 62 50  
294 H IPFW 64 57  
298 A Youngstown St. 70 61  
302 A Akron 48 42  
314 H Iona 92 36

LAST 10 Division I GAMES:

80 H Marquette 54 65  
95 N Western Mich. 57 60  
222 N Marshall 80 66  
250 H Central Mich. 62 50  
177 A Northern Ill. 57 69

180 H Eastern Mich. 65 55  
95 A Western Mich. 60 87  
249 H Ohio 55 46  
72 A Ball St. 78 73  
248 A Bowling Green 62 66

Toledo

Toledo

Non-Div I Games:

Toledo

Loss, Non-Conf, S Site, H Home A Away N Neutral



Average RPI Win: 254		WON-LOST RECORD	WINNING PCT. RANK	LAST 10 GAMES	STRENGTH OF SCHEDULE	OPP. STRENGTH OF SCHEDULE	TEAM RPI	ADJ. RPI	CONF. RPI	ADJ CONF. RPI
Average RPI Loss: 178										
DIV. I ONLY		3- 25	312	2- 8	244	229	313	313	16	16
DIV. I NON-CONF.		1- 8	298	0- 0	288	320	317	317	16	16
<hr/>										
TOTALS		RPI 1-25		RPI 26-50	W-L RECORDS	RPI 51-100			RPI 150+	
3- 25		0- 0		0- 2	OVERALL	0- 5			3- 14	
2- 12		0- 0		0- 1	HOME	0- 3			2- 6	
1- 12		0- 0		0- 1	AWAY	0- 2			1- 7	
0- 1		0- 0		0- 0	NEUTRAL	0- 0			0- 1	
1- 8		0- 0		0- 0	NON-CONFERENCE	0- 1			1- 7	
1- 4		0- 0		0- 0	HOME	0- 1			1- 3	
0- 4		0- 0		0- 0	AWAY	0- 0			0- 4	
0- 0		0- 0		0- 0	NEUTRAL	0- 0			0- 0	
2- 17		0- 0		0- 2	CONFERENCE	0- 4			2- 7	
1- 8		0- 0		0- 1	HOME	0- 2			1- 3	
1- 8		0- 0		0- 1	AWAY	0- 2			1- 3	
0- 1		0- 0		0- 0	NEUTRAL	0- 0			0- 1	
<hr/>										
RPI 1-25		RPI 26-50		RPI 51-100		RPI 101+		Team's RPI : 313		
RPI S	Opponent	Score	RPI S	Opponent	Score	RPI S	Opponent	Score		
44	A Old Domi ni on	46 72	76	A Del aware	33 54	134	A James Madi son	42 62		
44	H Old Domi ni on	48 69	76	H Del aware	38 65	134	H James Madi son	45 65		
			93	A UNC Wi l mi ngton	39 64	139	A George Mason	54 79		
			93	H UNC Wi l mi ngton	26 52	139	H George Mason	63 80		
			97	H Duquesne	38 41	178	A Ameri can	46 58		
						200	A Va. Commonweal th	62 52		
						200	H Va. Commonweal th	46 54		
						213	A Drexel	54 59		
						213	H Drexel	58 66		
						213	N Drexel	46 52		
						225	A Navy	57 70		
						236	A Army	53 65		
						244	H Loyol a (Md. )	50 55		
						256	H UMBC	42 55		
						262	A William & Mary	43 66		
						262	H William & Mary	35 62		
						278	A Hofstra	42 58		
						278	H Hofstra	62 49		
						283	H Mt. St. Mary' s	62 55		
						284	A Al bany (N. Y. )	39 58		
						322	H Morgan St.	40 43		
<hr/>										
LAST 10 Div sion I GAMES:										
			213	N Drexel	46 52	134	H James Madi son	45 65		
			76	A Del aware	33 54	200	A Va. Commonweal th	62 52		
			139	A George Mason	54 79	93	A UNC Wi l mi ngton	39 64		
			278	H Hofstra	62 49	213	H Drexel	58 66		
			44	A Old Domi ni on	46 72	262	H William & Mary	35 62		

Towson

Non-Di v I Games:

Towson

Loss, 
Non-Conf, S Site, 
H Home
A Away 
N Neutral



Average RPI Win:

260

Average RPI Loss:

167

WON-LOST  
RECORDWINNING  
PCT. RANKLAST 10  
GAMESSTRENGTH OF  
SCHEDULEOPP. STRENGTH  
OF SCHEDULETEAM  
RPIADJ.  
RPICONF.  
RPIADJ CONF.  
RPI

DIV. I ONLY

16- 12

113

6- 4

267

284

194

198

29

29

DIV. I NON-CONF.

5- 6

174

0- 0

221

209

207

207

29

29

TOTALS

RPI 1-25

RPI 26-50

W-L RECORDS

RPI 51-100

RPI 150+

16- 12

0- 0

0- 2

OVERALL

0- 1

16- 7

7- 3

0- 0

0- 0

HOME

0- 0

7- 2

8- 6

0- 0

0- 2

AWAY

0- 1

8- 3

1- 3

0- 0

0- 0

NEUTRAL

0- 0

1- 2

5- 6

0- 0

0- 2

NON-CONFERENCE

0- 1

5- 2

2- 0

0- 0

0- 0

HOME

0- 0

2- 0

2- 4

0- 0

0- 2

AWAY

0- 1

2- 1

1- 2

0- 0

0- 0

NEUTRAL

0- 0

1- 1

11- 6

0- 0

0- 0

CONFERENCE

0- 0

11- 5

5- 3

0- 0

0- 0

HOME

0- 0

5- 2

6- 2

0- 0

0- 0

AWAY

0- 0

6- 2

0- 1

0- 0

0- 0

NEUTRAL

0- 0

0- 1

RPI 1-25

RPI 26-50

RPI 51-100

RPI 101+



Team's RPI: 198



RPI S Opponent Score



RPI S Opponent Score



RPI S Opponent Score



RPI S Opponent Score


30  Auburn 38  69


37  Chattanooga 58  59


94  Louisville 55  73


141  Georgia St. 42  57



145  N Eastern Ky. 71  82



160  UCF 67 56



160  UCF 88 70



179  UAB 55 54



185  Ill. -Chi cago 74 53


197  Belmont 58  67



197  N Belmont 49  53


201  Fla. Atlantic 68  73


201  Fla. Atlantic 65  72



218  La. -Monroe 45  56


238  Jacksonville St. 84 76


267  Mercer 68  76


267  Mercer 76 69


270  Murray St. 73 63


279  N Coppin St. 54  59


281  Southeastern La. 64 45


286  Campbell 80 71


299  Samford 55 45


302  N Akron 53 51

304  Gardner-Webb 57 51



306  Stetson 75 67



306  Stetson 72 53


311  Jacksonville 66 58



311  Jacksonville 63 44


LAST 10 Division I GAMES:


197  N Belmont 49  53


267  Mercer 68  76



160  UCF 88 70


201  Fla. Atlantic 65  72


306  Stetson 75 67

311  Jacksonville 66 58

299  Samford 55 45

197  Belmont 58  67

304  Gardner-Webb 57 51






286  Campbell 80 71

Troy St.

Troy St.

Non-Div I Games:

Troy St.

 Loss,  Non-Conf,  S Site,  H Home  A Away N Neutral



Average RPI Win: 137  
Average RPI Loss: 50

WON-LOST  
RECORD

WINNING  
PCT. RANK

LAST 10  
GAMES

STRENGTH OF  
SCHEDULE

OPP. STRENGTH  
OF SCHEDULE

TEAM  
RPI

ADJ.  
RPI

CONF.  
RPI

ADJ CONF.  
RPI

DIV. I ONLY  
DIV. I NON-CONF.

19- 10  
9- 5

68  
84

5- 5  
0- 1

57  
45

77  
71

45  
44

46  
45

9  
8

9  
8

TOTALS

RPI 1-25

RPI 26-50

W-L RECORDS

RPI 51-100

RPI 150+

19- 10

1- 3

2- 3

OVERALL

1- 3

8- 0

11- 3

1- 1

1- 1

HOME

1- 1

3- 0

8- 5

0- 1

1- 1

AWAY

0- 2

5- 0

0- 2

0- 1

0- 1

NEUTRAL

0- 0

0- 0

9- 5

1- 3

0- 1

NON-CONFERENCE

1- 0

5- 0

6- 1

1- 1

0- 0

HOME

1- 0

3- 0

3- 3

0- 1

0- 1

AWAY

0- 0

2- 0

0- 1

0- 1

0- 0

NEUTRAL

0- 0

0- 0

10- 5

0- 0

2- 2

CONFERENCE

0- 3

3- 0

5- 2

0- 0

1- 1

HOME

0- 1

0- 0

5- 2

0- 0

1- 0

AWAY

0- 2

3- 0

0- 1

0- 0

0- 1

NEUTRAL

0- 0

0- 0

RPI 1-25

RPI 26-50

Team's RPI: 46

RPI 51-100

RPI 101+

RPI S Opponent Score  
8 A Purdue 66 76  
13 H Boston College 69 50  
14 H Louisiana Tech 53 68  
24 N Minnesota 48 68

RPI S Opponent Score  
30 A Auburn 64 75  
31 H TCU 74 65  
31 N TCU 65 78  
35 H DePaul 50 69  
41 A Cincinnati 62 53

RPI S Opponent Score  
64 A Charlotte 80 86  
80 H Marquette 47 59  
85 H Alabama St. 70 57  
94 A Louisville 70 77

RPI S Opponent Score  
102 H St. Louis 58 50  
107 H Houston 65 62  
115 H Drake 74 61  
116 A Oregon St. 51 56  
126 H Memphis 70 46  
131 A Southern Miss. 67 54  
131 H Southern Miss. 64 42  
134 A James Madison 58 46  
152 H UNC Greensboro 63 43  
168 A East Caro. 85 64  
179 A UAB 78 51  
188 A Portland 86 56  
195 H New Orleans 81 59  
199 A Arkansas St. 69 64  
232 A South Fla. 87 55  
281 H Southeastern La. 86 43

LAST 10 Division I GAMES:

24 N Minnesota 48 68  
31 N TCU 65 78  
64 A Charlotte 80 86  
168 A East Caro. 85 64  
31 H TCU 74 65  
107 H Houston 65 62  
179 A UAB 78 51  
232 A South Fla. 87 55  
35 H DePaul 50 69  
80 H Marquette 47 59

Tulane

Tulane

Non-Div I Games:

Tulane

Loss, Non-Conf, S Site, H Home A Away N Neutral



Average RPI Win: 169  
Average RPI Loss: 89

WON-LOST  
RECORD

WINNING  
PCT. RANK

LAST 10  
GAMES

STRENGTH OF  
SCHEDULE

OPP. STRENGTH  
OF SCHEDULE

TEAM  
RPI

ADJ.  
RPI

CONF.  
RPI

ADJ CONF.  
RPI

DIV. I ONLY	14- 16	174	2- 8	96	90	132	132	10	10
DIV. I NON-CONF.	5- 6	174	0- 0	82	35	110	110	10	10

TOTALS	RPI 1-25	RPI 26-50	W-L RECORDS	RPI 51-100	RPI 150+
14- 16	0- 5	0- 1	OVERALL	4- 4	7- 4
9- 6	0- 2	0- 1	HOME	1- 3	5- 0
5- 10	0- 3	0- 0	AWAY	3- 1	2- 4
0- 0	0- 0	0- 0	NEUTRAL	0- 0	0- 0
5- 6	0- 3	0- 1	NON-CONFERENCE	2- 1	2- 1
2- 3	0- 1	0- 1	HOME	0- 1	1- 0
3- 3	0- 2	0- 0	AWAY	2- 0	1- 1
0- 0	0- 0	0- 0	NEUTRAL	0- 0	0- 0
9- 10	0- 2	0- 0	CONFERENCE	2- 3	5- 3
7- 3	0- 1	0- 0	HOME	1- 2	4- 0
2- 7	0- 1	0- 0	AWAY	1- 1	1- 3
0- 0	0- 0	0- 0	NEUTRAL	0- 0	0- 0

RPI S	Opponent	Score
3	H Duke	36 90
11	A Missi ssi ppi St.	66 92
14	A Loui si ana Tech	62 75
14	H Loui si ana Tech	66 85
18	A Arkansas	49 66

RPI S	Opponent	Score
34	H Okl ahoma	61 65

RPI S	Opponent	Score
73	A Fresno St.	58 57
73	H Fresno St.	58 60
77	A Manhattan	68 60
78	A Southwest Mo. St.	81 80
88	A Hawai i	64 66
88	H Hawai i	45 42
88	H Hawai i	48 62
99	H Santa Cl ara	72 75

RPI S	Opponent	Score
101	A Ri ce	73 76
101	H Ri ce	59 58
130	A Southern Methodi st	61 64
130	H Southern Methodi st	61 50
142	H Okl ahoma St.	75 55
155	A Oral Roberts	66 74
173	A San Jose St.	86 88
173	H San Jose St.	89 52
204	A Boi se St.	68 70
204	H Boi se St.	84 53
214	A UTEP	60 86
214	H UTEP	74 41
241	A Nevada	58 53
241	H Nevada	73 61
295	H Ark. -Pi ne Bl uff	80 46
305	A Tex. -Pan Ameri can	70 35

LAST 10 Div si on I GAMES:

88	H Hawai i	48 62	14	H Loui si ana Tech	66 85
241	H Nevada	73 61	130	H Southern Methodi st	61 50
73	H Fresno St.	58 60	214	A UTEP	60 86
173	A San Jose St.	86 88	204	A Boi se St.	68 70
88	A Hawai i	64 66	101	A Ri ce	73 76

Non-Di v I Games:

Tul sa

Loss, Non-Conf, S Site, H Home A Away N Neutral



DI V. I ONLY	8- 19	264	1- 9	61	104	185	179	9	9
DI V. I NON-CONF.	4- 9	245	0- 0	57	160	162	161	8	8

TOTALS	RPI 1-25	RPI 26-50	W-L RECORDS	RPI 51-100	RPI 150+
8- 19	0- 1	0- 7	OVERALL	2- 3	5- 3
4- 9	0- 0	0- 4	HOME	1- 2	2- 2
2- 9	0- 1	0- 3	AWAY	1- 0	1- 1
2- 1	0- 0	0- 0	NEUTRAL	0- 1	2- 0
4- 9	0- 1	0- 3	NON-CONFERENCE	0- 2	3- 2
2- 4	0- 0	0- 2	HOME	0- 1	1- 1
0- 4	0- 1	0- 1	AWAY	0- 0	0- 1
2- 1	0- 0	0- 0	NEUTRAL	0- 1	2- 0
4- 10	0- 0	0- 4	CONFERENCE	2- 1	2- 1
2- 5	0- 0	0- 2	HOME	1- 1	1- 1
2- 5	0- 0	0- 2	AWAY	1- 0	1- 0
0- 0	0- 0	0- 0	NEUTRAL	0- 0	0- 0

RPI S	Opponent	Score
11 A	Mississippi St.	50 72

RPI S	Opponent	Score
30 A	Auburn	58 76
31 A	TCU	49 74
35 A	DePaul	62 78
37 H	Chattanooga	60 71
41 H	Cincinnati	60 63
46 H	Tulane	51 78
49 H	Austin Peay	64 76

RPI S	Opponent	Score
64 H	Charlotte	56 77
76 N	Delaware	56 69
80 A	Marquette	68 54
85 H	Alabama St.	51 60
94 H	Louisville	75 62

RPI S	Opponent	Score
102 A	St. Louis	54 64
107 A	Houston	47 84
110 A	Wake Forest	58 72
126 A	Memphis	54 70
128 H	Grambling	81 73
131 H	Southern Miss.	51 68
168 H	East Caro.	69 72
175 A	Northwestern	43 57
198 H	Troy St.	54 55
232 A	South Fla.	62 58
232 H	South Fla.	73 71
238 H	Jacksonville St.	80 77
250 N	Central Mich.	59 44
287 N	Central Conn. St.	70 53

LAST 10 Division I GAMES:	
107 A Houston	47 84
31 A TCU	49 74
64 H Charlotte	56 77
168 H East Caro.	69 72
46 H Tulane	51 78
131 H Southern Miss.	51 68
126 A Memphis	54 70
102 A St. Louis	54 64
232 A South Fla.	62 58
41 H Cincinnati	60 63

UAB



Average RPI Win: 268						WON-LOST RECORD		WINNING PCT. RANK		LAST 10 GAMES		STRENGTH OF SCHEDULE		OPP. STRENGTH OF SCHEDULE		TEAM RPI		ADJ. RPI		CONF. RPI		ADJ CONF. RPI	
DIV. I ONLY						17- 12		103		5- 5		293		286		200		202		28		28	
DIV. I NON-CONF.						7- 4		91		0- 0		259		264		168		168		27		28	
TOTALS						RPI 1-25				RPI 26-50		W-L RECORDS		RPI 51-100				RPI 150+					
17- 12						0- 0				0- 4		OVERALL		0- 0				17- 7					
9- 4						0- 0				0- 2		HOME		0- 0				9- 2					
6- 6						0- 0				0- 1		AWAY		0- 0				6- 5					
2- 2						0- 0				0- 1		NEUTRAL		0- 0				2- 0					
7- 4						0- 0				0- 1		NON-CONFERENCE		0- 0				7- 2					
3- 2						0- 0				0- 1		HOME		0- 0				3- 1					
3- 1						0- 0				0- 0		AWAY		0- 0				3- 1					
1- 1						0- 0				0- 0		NEUTRAL		0- 0				1- 0					
10- 8						0- 0				0- 3		CONFERENCE		0- 0				10- 5					
6- 2						0- 0				0- 1		HOME		0- 0				6- 1					
3- 5						0- 0				0- 1		AWAY		0- 0				3- 4					
1- 1						0- 0				0- 1		NEUTRAL		0- 0				1- 0					
RPI S Opponent Score						RPI S Opponent Score						RPI S Opponent Score						Team's RPI: 202 Score					
42 A UC Santa Barb. 58 77						42 H UC Santa Barb. 56 78						138 N Kent St. 65 67						153 A Loyola Marymount 47 50					
42 N UC Santa Barb. 50 83						42 H Creighton 57 80						165 H San Francisco 66 70						191 A Paci fic (Cal .) 53 57					
												191 H Paci fic (Cal .) 67 59						205 A Bi rmingham-So. 61 47					
												215 A San Di ego St. 61 58						224 A San Di ego 68 61					
												237 H Portland St. 86 64						243 A Long Beach St. 65 97					
												243 H Long Beach St. 50 64						246 H Air Force 86 59					
												262 N William & Mary 70 67						274 A Idaho 68 74					
												274 H Idaho 72 59						274 N Idaho 65 60					
												289 A Cal Poly 73 61						289 H Cal Poly 86 74					
												297 A Cal St. Fullerton 74 59						297 H Cal St. Fullerton 72 43					
												301 A UC Ri versi de 59 75						301 H UC Ri versi de 79 72					
												315 A Cal St. Northridge 58 54						315 H Cal St. Northridge 62 46					
												321 H Centenary (La.) 72 56											
LAST 10 Division I GAMES:																							
42 N UC Santa Barb. 50 83						191 A Paci fic (Cal .) 53 57						315 A Cal St. Northridge 58 54						274 H Idaho 72 59					
274 N Idaho 65 60						315 A Cal St. Northridge 58 54						274 H Idaho 72 59						297 A Cal St. Fullerton 74 59					
243 A Long Beach St. 65 97						274 H Idaho 72 59						297 A Cal St. Fullerton 74 59						301 A UC Ri versi de 59 75					
42 H UC Santa Barb. 56 78						297 A Cal St. Fullerton 74 59						301 A UC Ri versi de 59 75											
289 H Cal Poly 86 74						301 A UC Ri versi de 59 75																	

U  
C  
I  
r  
v  
i  
n  
eU  
C  
I  
r  
v  
i  
n  
e

UC Irvine

### Non-Div I Games:

Loss, Non-Conf, S Site, H Home A Away N Neutral



UC RIVER SIDE				Through Games Of 2003 FINAL																
Average RPI Win:		279	WON-LOST RECORD		WINNING PCT. RANK		LAST 10 GAMES		STRENGTH OF SCHEDULE		OPP. STRENGTH OF SCHEDULE		TEAM RPI		ADJ. RPI		CONF. RPI		ADJ CONF. RPI	
DIV. I ONLY		7- 20		282		4- 6		289		285		299		301		28		28		
DIV. I NON-CONF.		2- 8		277		0- 0		262		253		300		299		27		28		
TOTALS		RPI 1-25		RPI 26-50		W-L RECORDS		RPI 51-100		RPI 150+										
7- 20		0- 0		0- 3		OVERALL		0- 0		7- 16										
5- 9		0- 0		0- 1		HOME		0- 0		5- 7										
2- 9		0- 0		0- 2		AWAY		0- 0		2- 7										
0- 2		0- 0		0- 0		NEUTRAL		0- 0		0- 2										
2- 8		0- 0		0- 1		NON-CONFERENCE		0- 0		2- 6										
2- 4		0- 0		0- 0		HOME		0- 0		2- 3										
0- 3		0- 0		0- 1		AWAY		0- 0		0- 2										
0- 1		0- 0		0- 0		NEUTRAL		0- 0		0- 1										
5- 12		0- 0		0- 2		CONFERENCE		0- 0		5- 10										
3- 5		0- 0		0- 1		HOME		0- 0		3- 4										
2- 6		0- 0		0- 1		AWAY		0- 0		2- 5										
0- 1		0- 0		0- 0		NEUTRAL		0- 0		0- 1										
RPI 1-25		Score		RPI 26-50		Score		RPI 51-100		Score		RPI 101+ Team's RPI: 301		Score						
RPI S	Opponent			RPI S	Opponent			RPI S	Opponent			RPI S	Opponent							
29	A Ari zona	66	95	42	A UC Santa Barb.	36	76	149	H Gonzaga	55	64	153	A Loyol a Marymount	53	77	174	N North Texas	66	82	
42	A UC Santa Barb.	58	70	42	H UC Santa Barb.	58	70	188	H Portland	53	54	191	A Paci fi c (Cal .)	83	87	191	H Paci fi c (Cal .)	52	79	
								191	N Paci fi c (Cal .)	61	63	193	H Eastern Wash.	35	47	202	A UC Irvine	72	79	
								202	H UC Irvine	75	59	206	H Northern Ariz.	51	78	237	H Portland St.	67	58	
								243	A Long Beach St.	65	79	243	H Long Beach St.	70	75	274	A Idaho	61	71	
								274	H Idaho	58	75	280	A Southern Utah	57	65	289	A Cal Poly	77	67	
								289	H Cal Poly	67	86	297	A Cal St. Fullerton	69	58	297	H Cal St. Fullerton	49	47	
								315	A Cal St. Northridge	59	69	315	H Cal St. Northridge	57	51	319	H Sacramento St.	65	56	
				LAST 10 Division I GAMES:																
				191	N Paci fi c (Cal .)	61	63	274	A Idaho	61	71									
				42	A UC Santa Barb.	36	76	297	A Cal St. Fullerton	69	58									
				289	A Cal Poly	77	67	243	H Long Beach St.	70	75									
				191	H Paci fi c (Cal .)	52	79	202	H UC Irvine	75	59									
				315	H Cal St. Northridge	57	51	315	A Cal St. Northridge	59	69									



Average RPI Win: 198		WON-LOST RECORD	WINNING PCT. RANK	LAST 10 GAMES	STRENGTH OF SCHEDULE	OPP. STRENGTH OF SCHEDULE	TEAM RPI	ADJ. RPI	CONF. RPI	ADJ CONF. RPI
DIV. I ONLY		27- 5	10	9- 1	162	157	44	42	28	28
DIV. I NON-CONF.		9- 4	60	1- 1	37	5	29	29	27	28
TOTALS		RPI 1-25	RPI 26-50	W-L RECORDS	RPI 51-100	RPI 150+				
27- 5		1- 2	2- 1	OVERALL	4- 1	19- 1				
13- 0		1- 0	0- 0	HOME	2- 0	9- 0				
9- 5		0- 2	1- 1	AWAY	1- 1	7- 1				
5- 0		0- 0	1- 0	NEUTRAL	1- 0	3- 0				
9- 4		1- 2	2- 1	NON-CONFERENCE	4- 1	1- 0				
5- 0		1- 0	0- 0	HOME	2- 0	1- 0				
2- 4		0- 2	1- 1	AWAY	1- 1	0- 0				
2- 0		0- 0	1- 0	NEUTRAL	1- 0	0- 0				
18- 1		0- 0	0- 0	CONFERENCE	0- 0	18- 1				
8- 0		0- 0	0- 0	HOME	0- 0	8- 0				
7- 1		0- 0	0- 0	AWAY	0- 0	7- 1				
3- 0		0- 0	0- 0	NEUTRAL	0- 0	3- 0				

RPI 1-25		RPI 26-50	Team's RPI: 42	RPI 51-100		RPI 101+		
RPI S	Opponent	Score	RPI S	Opponent	Score	RPI S	Opponent	Score
4	A LSU	90 94	36	A Illinois	77 72	51	H Brigham Young	65 51
7	A Texas Tech	68 72	40 N	Xavi er	71 62	60 N	Ri chmond	82 72
8	H Purdue	83 82	47	A Col orado St.	44 55	67	H Southern Cal i forni a	72 57
						79	A North Carol i na St.	71 66
						90	A Mi chi gan	64 70

Non-Div I Games:

UC Santa Barb.



Average RPI Win:		263	WON-LOST RECORD		WINNING PCT. RANK	LAST 10 GAMES		STRENGTH OF SCHEDULE	OPP. STRENGTH OF SCHEDULE	TEAM RPI	ADJ. RPI	CONF. RPI	ADJ. CONF. RPI
DIV. I ONLY	19- 11	79	8- 2		255	262		157	160	29	29		
DIV. I NON-CONF.	4- 7	220	0- 0		216	127		233	234	29	29		
-----													
TOTALS		RPI 1-25	RPI 26-50		W-L RECORDS		RPI 51-100		RPI 150+				
19- 11		0- 1	0- 1		OVERALL		0- 1		19- 4				
9- 7		0- 1	0- 1		HOME		0- 0		9- 2				
8- 4		0- 0	0- 0		AWAY		0- 1		8- 2				
2- 0		0- 0	0- 0		NEUTRAL		0- 0		2- 0				
4- 7		0- 1	0- 1		NON-CONFERENCE		0- 1		4- 2				
1- 4		0- 1	0- 1		HOME		0- 0		1- 1				
1- 3		0- 0	0- 0		AWAY		0- 1		1- 1				
2- 0		0- 0	0- 0		NEUTRAL		0- 0		2- 0				
15- 4		0- 0	0- 0		CONFERENCE		0- 0		15- 2				
8- 3		0- 0	0- 0		HOME		0- 0		8- 1				
7- 1		0- 0	0- 0		AWAY		0- 0		7- 1				
0- 0		0- 0	0- 0		NEUTRAL		0- 0		0- 0				
-----													
RPI 1-25		RPI 26-50		RPI 51-100		Team's RPI: 160							
RPI S	Opponent	Score	RPI S	Opponent	Score	RPI S	Opponent	Score	RPI S	Opponent	Score		
11	H Mi ssi ssi ppi St.	30 81	32	H Georgi a Tech	58 62	61	A Flori da St.	47 77	120	H Fl ori da	48 72		
									131	A Southern Mi ss.	45 73		
									141	H Georgi a St.	50 52		
									141	H Georgi a St.	63 80		
									195	A New Orle ans	61 64		
									197	A Bel mont	71 68		
									197	H Bel mont	60 53		
									198	A Troy St.	70 88		
									198	H Troy St.	56 67		
									201	A Fla. Atlantic	78 77		
									201	H Fla. Atlantic	77 62		
									217	N Monmouth	63 55		
									238	H Jacksonville St.	82 67		
									240	H Li pscomb	53 54		
									245	H Detroi t	61 48		
									267	A Mercer	80 76		
									267	H Mercer	78 59		
									269	A Ni chol ls St.	76 55		
									286	H Campbel l	83 77		
									286	H Campbel l	87 63		
									292	N Eastern Ill.	77 47		
									299	A Samford	71 49		
									304	A Gardner-Webb	74 60		
									306	A Stetson	75 52		
									306	H Stetson	69 56		
									311	A Jacksonville	55 47		
									311	H Jacksonville	60 46		
-----													
						LAST 10 Division I GAMES:							
			141 H Georgi a St.			63 80	198 A Troy St.			70 88			
			197 H Bel mont			60 53	267 A Mercer			80 76			
			286 H Campbel l			87 63	201 A Fla. Atlantic			78 77			
			311 H Jacksonville			60 46	286 H Campbel l			83 77			
			306 H Stetson			69 56	304 A Gardner-Webb			74 60			

UCF

Non-Div I Games:

UCF

Loss, 
Non-Conf, S Site, 
H Home
A Away 
N Neutral



Average RPI Win: 154		WON-LOST RECORD	WINNING PCT. RANK	LAST 10 GAMES	STRENGTH OF SCHEDULE	OPP. STRENGTH OF SCHEDULE	TEAM RPI	ADJ. RPI	CONF. RPI	ADJ CONF. RPI
DIV. I ONLY		18- 11	87	6- 4	99	74	66	66	7	7
DIV. I NON-CONF.		5- 4	121	0- 0	181	162	137	134	6	6
TOTALS		RPI 1-25	RPI 26-50	W-L RECORDS	RPI 51-100	RPI 150+				
18- 11		0- 4	2- 3	OVERALL	1- 3	7- 1				
9- 3		0- 1	2- 0	HOME	1- 1	3- 1				
6- 7		0- 2	0- 3	AWAY	0- 2	2- 0				
3- 1		0- 1	0- 0	NEUTRAL	0- 0	2- 0				
5- 4		0- 1	0- 1	NON-CONFERENCE	0- 2	4- 0				
2- 1		0- 0	0- 0	HOME	0- 1	2- 0				
1- 3		0- 1	0- 1	AWAY	0- 1	0- 0				
2- 0		0- 0	0- 0	NEUTRAL	0- 0	2- 0				
13- 7		0- 3	2- 2	CONFERENCE	1- 1	3- 1				
7- 2		0- 1	2- 0	HOME	1- 0	1- 1				
5- 4		0- 1	0- 2	AWAY	0- 1	2- 0				
1- 1		0- 1	0- 0	NEUTRAL	0- 0	0- 0				

RPI 1-25		RPI 26-50		RPI 51-100		Team's RPI: 66	RPI 101+				
RPI	S Opponent	Score	RPI	S Opponent	Score	RPI	S Opponent	Score			
15	A Stanford	61 79	29	A Ari zona	61 80	52	H Bayl or	77 89	106	A Oregon	93 68
15	H Stanford	78 80	29	H Ari zona	48 47	67	A Southern	68 72	106	H Oregon	56 54
15	N Stanford	64 69	43	A Pepperdi ne	67 88		Cal i forni a		106	N Oregon	71 58
19	A Georgi a	83 91	48	A Washi ngton	77 111	67	H Southern	72 64	111	A UNLV	72 64
			48	H Washi ngton	72 46		Cal i forni a		116	A Oregon St.	58 54
						88	A Hawai i	66 70	116	H Oregon St.	82 71
									121	A Ari zona St.	60 58
									121	H Ari zona St.	71 62
									164	A Cal i forni a	72 54
									164	H Cal i forni a	61 69
									192	N Northwestern St.	82 74
									220	H St. Mary' s (Cal. )	72 60
									253	A Washi ngton St.	86 70
									253	H Washi ngton St.	93 51
									315	H Cal St. Northrid ge	88 49
									319	N Sacramento St.	106 43

LAST 10 Div sion I GAMES:					
15	N Stanford	64 69	164	A Cal i forni a	72 54
106	N Oregon	71 58	121	H Ari zona St.	71 62
106	H Oregon	56 54	29	H Ari zona	48 47
116	H Oregon St.	82 71	67	A Southern Cal i forni a	68 72
15	A Stanford	61 79	48	A Washi ngton	77 111

Non-Di v I Games:

UCLA



Average RPI Win: 255		WON-LOST RECORD	WINNING PCT. RANK	LAST 10 GAMES	STRENGTH OF SCHEDULE	OPP. STRENGTH OF SCHEDULE	TEAM RPI	ADJ. RPI	CONF. RPI	ADJ CONF. RPI	
DIV. I ONLY		14- 16	174	6- 4	285	317	253	256	31	31	
DIV. I NON-CONF.		3- 6	230	0- 0	303	260	289	288	31	31	
TOTALS		RPI 1-25	RPI 26-50	W-L RECORDS		RPI 51-100	RPI 150+				
14- 16		0- 0	0- 1	OVERALL		1- 2	13- 12				
7- 5		0- 0	0- 0	HOME		1- 0	6- 5				
5- 10		0- 0	0- 1	AWAY		0- 2	5- 6				
2- 1		0- 0	0- 0	NEUTRAL		0- 0	2- 1				
3- 6		0- 0	0- 1	NON-CONFERENCE		0- 0	3- 4				
1- 2		0- 0	0- 0	HOME		0- 0	1- 2				
2- 3		0- 0	0- 1	AWAY		0- 0	2- 1				
0- 1		0- 0	0- 0	NEUTRAL		0- 0	0- 1				
11- 10		0- 0	0- 0	CONFERENCE		1- 2	10- 8				
6- 3		0- 0	0- 0	HOME		1- 0	5- 3				
3- 7		0- 0	0- 0	AWAY		0- 2	3- 5				
2- 0		0- 0	0- 0	NEUTRAL		0- 0	2- 0				
RPI 1-25		RPI 26-50		RPI 51-100		RPI 101+		Team's RPI: 256			
RPI S	Opponent	Score	RPI S	Opponent	Score	RPI S	Opponent	Score			
39	A St. Joseph's	61 66	91	A St. Francis (Pa.)	64 85	133	A Maryl and	38 56			
			91	A St. Francis (Pa.)	41 58	178	A Ameri can	56 47			
			91	H St. Francis (Pa.)	52 49	186	A Qui nni pi ac	48 67			
						186	A Sacred Heart	47 66			
						186	H Qui nni pi ac	58 47			
						186	N Qui nni pi ac	66 47			
						189	H Cani si us	53 65			
						210	A Wagner	44 62			
						217	H Monmouth	56 58			
						217	N Monmouth	48 40			
						225	H Navy	40 52			
						234	A Long Isl and	58 62			
						234	H Long Isl and	53 39			
						244	A Loyol a (Md. )	41 55			
						255	N Hartford	47 60			
						283	A Mt. St. Mary's	69 55			
						283	H Mt. St. Mary's	60 65			
						287	A Central Conn. St.	65 47			
						287	H Central Conn. St.	48 57			
						310	H Fai rl ei gh Di cki nson	69 60			
						313	A Towson	55 42			
						318	A Robert Morris	82 85			
						318	H Robert Morris	57 40			
						322	H Morgan St.	57 34			
						323	A St. Francis (N.Y.)	68 48			
						323	H St. Francis (N.Y.)	64 42			
LAST 10 Division I GAMES:											
			91	A St. Francis (Pa.)	41 58	186	A Sacred Heart	47 66			
			217	N Monmouth	48 40	210	A Wagner	44 62			
			186	N Qui nni pi ac	66 47	91	H St. Francis (Pa.)	52 49			
			287	H Central Conn. St.	48 57	318	H Robert Morris	57 40			
			186	H Qui nni pi ac	58 47	287	A Central Conn. St.	65 47			

UMBC

Non-Div I Games:

UMBC

■ Loss, 
 ■ Non-Conf, 
 ■ S Site, 
 ■ H Home 
 ■ A Away 
 N Neutral



UMKC				Through Games Of 2003 FINAL																
Average RPI Win:		178	WON-LOST RECORD		WINNING PCT. RANK		LAST 10 GAMES		STRENGTH OF SCHEDULE		OPP. STRENGTH OF SCHEDULE		TEAM RPI		ADJ. RPI		CONF. RPI		ADJ CONF. RPI	
DIV. I ONLY		14- 14	159		5- 5		118		181		144		148		17		17			
DIV. I NON-CONF.		6- 7	167		0- 0		71		173		122		119		18		18			
<hr/>																				
TOTALS		RPI 1-25		RPI 26-50		W-L RECORDS		RPI 51-100				RPI 150+								
14- 14		0- 1		0- 2		OVERALL		2- 2				9- 7								
9- 4		0- 0		0- 0		HOME		2- 1				4- 2								
4- 7		0- 1		0- 1		AWAY		0- 1				4- 3								
1- 3		0- 0		0- 1		NEUTRAL		0- 0				1- 2								
6- 7		0- 1		0- 2		NON-CONFERENCE		1- 1				3- 2								
4- 2		0- 0		0- 0		HOME		1- 1				1- 0								
1- 3		0- 1		0- 1		AWAY		0- 0				1- 1								
1- 2		0- 0		0- 1		NEUTRAL		0- 0				1- 1								
8- 7		0- 0		0- 0		CONFERENCE		1- 1				6- 5								
5- 2		0- 0		0- 0		HOME		1- 0				3- 2								
3- 4		0- 0		0- 0		AWAY		0- 1				3- 2								
0- 1		0- 0		0- 0		NEUTRAL		0- 0				0- 1								
<hr/>																				
RPI 1-25				RPI 26-50				RPI 51-100				RPI 101+				Team's RPI: 148				
RPI	S	Opponent	Score	RPI	S	Opponent	Score	RPI	S	Opponent	Score	RPI	S	Opponent	Score					
24	A	Minnesota	53 88	49	N	Austin Peay	62 70	69	A	Western Ill.	55 78	102	H	St. Louis	54 50					
				50	A	Creighton	60 77	69	H	Western Ill.	70 63	114	A	Valparaiso	64 67					
								89	H	Northern Iowa	66 74	114	H	Valparaiso	67 52					
								95	H	Western Mich.	75 62	123	H	West Virginia	43 55					
												146	H	Kansas	74 62					
												155	A	Oral Roberts	76 71					
												155	H	Oral Roberts	73 62					
												161	A	Southwest Tex. St.	78 60					
												174	N	North Texas	41 65					
												194	A	Oakland	56 70					
												194	H	Oakland	69 63					
												194	N	Oakland	62 81					
												196	H	Tex. A&M-Corp. Chris	74 68					
												215	A	San Diego St.	52 56					
												235	A	Chicago St.	57 61					
												235	H	Chicago St.	79 83					
												273	A	IUPUI	73 65					
												273	H	IUPUI	60 63					
												277	N	McNeese St.	65 61					
												280	A	Southern Utah	61 54					
												280	H	Southern Utah	70 50					
<hr/>																				
				LAST 10 Division I GAMES:																
				194	N	Oakland	62 81	194	A	Oakland	56 70									
				114	H	Valparaiso	67 52	280	H	Southern Utah	70 50									
				69	H	Western Ill.	70 63	235	H	Chicago St.	79 83									
				155	A	Oral Roberts	76 71	69	A	Western Ill.	55 78									
				273	A	IUPUI	73 65	114	A	Valparaiso	64 67									

UMKC

Non-Div I Games:

UMKC

Loss, 
Non-Conf, S Site, 
H Home
A Away 
N Neutral



Average RPI Win: 306				WON-LOST RECORD		WINNING PCT. RANK		LAST 10 GAMES		STRENGTH OF SCHEDULE		OPP. STRENGTH OF SCHEDULE		TEAM RPI		ADJ. RPI		CONF. RPI		ADJ CONF. RPI	
Average RPI Loss: 194																					
DIV. I ONLY				2- 25		316		0- 10		202		295		316		316		26		26	
DIV. I NON-CONF.				2- 8		277		0- 1		103		52		228		231		11		11	
TOTALS				RPI 1-25		RPI 26-50		W-L RECORDS		RPI 51-100						RPI 150+					
2- 25				0- 0		0- 0		OVERALL		0- 4						2- 20					
2- 10				0- 0		0- 0		HOME		0- 2						2- 7					
0- 15				0- 0		0- 0		AWAY		0- 2						0- 13					
0- 0				0- 0		0- 0		NEUTRAL		0- 0						0- 0					
2- 8				0- 0		0- 0		NON-CONFERENCE		0- 1						2- 8					
2- 3				0- 0		0- 0		HOME		0- 1						2- 1					
0- 7				0- 0		0- 0		AWAY		0- 0						0- 7					
0- 0				0- 0		0- 0		NEUTRAL		0- 0						0- 0					
0- 15				0- 0		0- 0		CONFERENCE		0- 3						0- 12					
0- 7				0- 0		0- 0		HOME		0- 1						0- 6					
0- 8				0- 0		0- 0		AWAY		0- 2						0- 6					
0- 0				0- 0		0- 0		NEUTRAL		0- 0						0- 0					
RPI 1-25				RPI 26-50		RPI 51-100		RPI 101+		Team's RPI: 316											
RPI S	Opponent	Score	RPI S	Opponent	Score	RPI S	Opponent	Score	RPI S	Opponent	Score	RPI S	Opponent	Score	RPI S	Opponent	Score	RPI S	Opponent	Score	
						55	A Li berty	42	61	112	H Western Caro.	55	71								
						55	A Li berty	39	70	166	A El on	44	52								
						55	H Li berty	45	80	166	H El on	44	61								
						64	H Charlotte	47	85	176	A Hi gh Poi nt	40	59								
										176	H Hi gh Point	39	69								
										197	A Bel mont	62	76								
										205	A Bi rmi ngham-So.	30	67								
										205	H Bi rmi ngham-So.	47	53								
										212	A Tenn. -Martin	78	85								
										216	A Tennessee Tech	46	69								
										219	A Coastal Caro.	47	53								
										219	H Coastal Caro.	49	64								
										230	A Appal achi an St.	35	68								
										239	A Charleston So.	58	63								
										239	H Charleston So.	57	75								
										261	A East Tenn. St.	77	84								
										264	A South Caroli na St.	73	89								
										266	A Radford	43	55								
										266	H Radford	60	70								
										293	A Wi nthrop	47	64								
										293	H Wi nthrop	62	64								
										299	H Samford	62	56								
										312	H N. C. A&T	81	62								
				LAST 10 Div		sion I GAMES:															
						55	A Li berty	39	70	239	A Charleston So.	58	63								
						293	H Wi nthrop	62	64	205	H Bi rmi ngham-So.	47	53								
						166	H El on	44	61	55	A Li berty	42	61								
						266	H Radford	60	70	176	H Hi gh Poi nt	39	69								
						219	A Coastal Caro.	47	53	266	A Radford	43	55								



Through Games of 2005 FIVE															
Average RPI Win:		222	WON-LOST		RECORD		WINNING	LAST 10	STRENGTH OF		OPP. STRENGTH	TEAM	ADJ.	CONF.	ADJ CONF.
Average RPI Loss:		103					PCT. RANK	GAMES	SCHEDULE		OF SCHEDULE	RPI	RPI	RPI	RPI
DIV. I ONLY		14- 13					148	5- 5	160		162	152	152	14	14
DIV. I NON-CONF.		4- 4					150	0- 0	107		148	129	128	17	17
-----															
TOTALS		RPI 1-25				RPI 26-50		W-L RECORDS		RPI 51-100				RPI 150+	
14- 13		0- 1				0- 3		OVERALL		0- 1				13- 1	
8- 5		0- 0				0- 1		HOME		0- 1				8- 0	
6- 6		0- 1				0- 2		AWAY		0- 0				5- 1	
0- 2		0- 0				0- 0		NEUTRAL		0- 0				0- 0	
4- 4		0- 1				0- 1		NON-CONFERENCE		0- 1				4- 0	
3- 1		0- 0				0- 0		HOME		0- 1				3- 0	
1- 2		0- 1				0- 1		AWAY		0- 0				1- 0	
0- 1		0- 0				0- 0		NEUTRAL		0- 0				0- 0	
10- 9		0- 0				0- 2		CONFERENCE		0- 0				9- 1	
5- 4		0- 0				0- 1		HOME		0- 0				5- 0	
5- 4		0- 0				0- 1		AWAY		0- 0				4- 1	
0- 1		0- 0				0- 0		NEUTRAL		0- 0				0- 0	
-----															
RPI 1-25				RPI 26-50				RPI 51-100				RPI 101+		Team's RPI: 152	
RPI S	Opponent	Score		RPI S	Opponent	Score		RPI S	Opponent	Score		RPI S	Opponent	Score	
25	A Virginia Tech	46	54	37	A Chattanooga	54	84	59	H Florida Int'l	64	71	112	A Western Caro.	74	82
				37	H Chattanooga	54	76					112	H Western Caro.	54	64
				46	A Tulane	43	63					119	A Ga. Southern	60	58
												119	H Ga. Southern	54	64
												124	A Furman	66	74
												124	H Furman	49	68
												124	N Furman	51	65
												130	N Southern Methodi st	49	62
												166	H El on	64	51
												167	A Davi dson	70	63
												167	H Davi dson	71	69
												168	H East Caro.	85	62
												230	A Appal achian St.	85	78
												230	H Appal achian St.	75	62
												244	H Loyol a (Md. )	61	47
												258	A Col . of Charleston	75	70
												258	H Col . of Charleston	63	57
												261	A East Tenn. St.	73	62
												261	H East Tenn. St.	71	60
												286	A Campbel l	61	57
												296	A Wofford	50	61
												296	H Wofford	76	43
-----															
LAST 10 Division I GAMES:															
124		N Furman		51	65	119		H Ga. Southern		54	64				
230		A Appal achian St.		85	78	37		A Chattanooga		54	84				
258		A Col . of Charleston		75	70	296		H Wofford		76	43				
112		H Western Caro.		54	64	167		A Davi dson		70	63				
261		A East Tenn. St.		73	62	124		H Furman		49	68				

U  
N  
C  
G  
r  
e  
e  
n  
s  
b  
o  
r  
o

U  
N  
C  
G  
r  
e  
e  
n  
s  
b  
o  
r  
o

### Non-Div I Games:

UNC Greensboro

Loss, Non-Conf, S Site, H Home A Away N Neutral



Average RPI Win:	217	WON-LOST	WINNING	LAST 10	STRENGTH OF	OPP. STRENGTH	TEAM	ADJ.	CONF.	ADJ CONF.
Average RPI Loss:	101	RECORD	PCT. RANK	GAMES	SCHEDULE	OF SCHEDULE	RPI	RPI	RPI	RPI

DIV. I ONLY	22- 6	21	7- 3	265	174	89	93	16	16
DIV. I NON-CONF.	8- 1	7	0- 0	276	234	80	83	16	16

TOTALS	RPI 1-25	RPI 26-50	W-L RECORDS	RPI 51-100	RPI 150+
22- 6	0- 0	0- 2	OVERALL	1- 1	16- 1
10- 3	0- 0	0- 1	HOME	0- 1	7- 0
9- 2	0- 0	0- 1	AWAY	1- 0	7- 0
3- 1	0- 0	0- 0	NEUTRAL	0- 0	2- 1
8- 1	0- 0	0- 0	NON-CONFERENCE	0- 0	6- 0
3- 1	0- 0	0- 0	HOME	0- 0	2- 0
2- 0	0- 0	0- 0	AWAY	0- 0	2- 0
3- 0	0- 0	0- 0	NEUTRAL	0- 0	2- 0
14- 5	0- 0	0- 2	CONFERENCE	1- 1	10- 1
7- 2	0- 0	0- 1	HOME	0- 1	5- 0
7- 2	0- 0	0- 1	AWAY	1- 0	5- 0
0- 1	0- 0	0- 0	NEUTRAL	0- 0	0- 1

RPI S	Opponent	Score	RPI S	Opponent	Score	RPI S	Opponent	Score	RPI S	Opponent	Score
44	A Old Domi ni on	58 71	44	H Old Domi ni on	48 51	76	A Del aware	56 49	110	H Wake Forest	59 65
44	H Old Domi ni on	48 51	76	H Del aware	55 56	124	H Furman	74 56	127	N Pi ttsburgh	79 59
						134	A James Madi son	62 65	134	H James Madi son	60 53
						139	A George Mason	60 55	139	H George Mason	86 64
						167	A Davi dson	74 66	200	A Va. Commonweal th	70 59
						200	H Va. Commonweal th	78 51	200	N Va. Commonweal th	66 76
						213	A Drexel	72 52	213	H Drexel	74 52
						219	N Coastal Caro.	87 55	248	N Bowl ing Green	72 55
						262	A William & Mary	59 44	262	H William & Mary	76 51
						264	H South Carolina St.	54 49	278	A Hofstra	65 63
						278	H Hofstra	63 47	288	A Norfolk St.	73 47
						311	H Jacksonville	71 41	313	A Towson	52 26
						313	H Towson	64 39			
LAST 10 Div sion I GAMES:											
200	N Va. Commonweal th	66 76	262	H William & Mary	76 51						
44	H Old Domi ni on	48 51	134	H James Madi son	60 53						
213	A Drexel	72 52	313	H Towson	64 39						
278	A Hofstra	65 63	139	H George Mason	86 64						
200	A Va. Commonweal th	70 59	76	H Del aware	55 56						

Non-Di v I Games:

UNC Wi l m i n g t o n

■ Loss, 
 ■ Non-Conf, 
 ■ S Site, 
 ■ H Home 
 ■ A Away 
 N Neutral



Average RPI Win: 184  
Average RPI Loss: 82

WON-LOST  
RECORD

WINNING  
PCT. RANK

LAST 10  
GAMES

STRENGTH OF  
SCHEDULE

OPP. STRENGTH  
OF SCHEDULE

TEAM  
RPI

ADJ.  
RPI

CONF.  
RPI

ADJ CONF.  
RPI

DIV. I ONLY	17- 12	103	5- 5	145	105	110	111	6	6
DIV. I NON-CONF.	9- 5	84	0- 1	248	225	154	157	9	9

TOTALS	RPI 1-25	RPI 26-50	W-L RECORDS	RPI 51-100	RPI 150+
17- 12	0- 0	2- 5	OVERALL	3- 4	12- 2
12- 4	0- 0	2- 2	HOME	2- 2	8- 0
4- 8	0- 0	0- 3	AWAY	1- 2	3- 2
1- 0	0- 0	0- 0	NEUTRAL	0- 0	1- 0
9- 5	0- 0	0- 1	NON-CONFERENCE	0- 2	9- 1
6- 2	0- 0	0- 1	HOME	0- 1	6- 0
2- 3	0- 0	0- 0	AWAY	0- 1	2- 1
1- 0	0- 0	0- 0	NEUTRAL	0- 0	1- 0
8- 7	0- 0	2- 4	CONFERENCE	3- 2	3- 1
6- 2	0- 0	2- 1	HOME	2- 1	2- 0
2- 5	0- 0	0- 3	AWAY	1- 1	1- 1
0- 0	0- 0	0- 0	NEUTRAL	0- 0	0- 0

RPI 1-25				RPI 26-50				RPI 51-100				RPI 101+ Team's RPI: 111			
RPI	S	Opponent	Score	RPI	S	Opponent	Score	RPI	S	Opponent	Score	RPI	S	Opponent	Score
27	A	New Mexico	60 65	27	H	New Mexico	68 45	51	A	Brigham Young	51 63	116	A	Oregon St.	58 77
27	H	New Mexico	68 45	28	A	Utah	39 58	51	H	Brigham Young	73 69	153	H	Loyola Marymount	61 51
28	A	Utah	39 58	28	H	Utah	49 56	51	H	Brigham Young	64 66	196	A	Tex. A&M-Corp.	55 38
28	H	Utah	49 56	29	H	Arizona	73 101	66	H	UCLA	64 72			Chris	
47	A	Colorado St.	36 74	47	H	Colorado St.	90 71	81	A	Wyoming	80 70	206	A	Northern Ariz.	76 85
47	H	Colorado St.	90 71					81	H	Wyoming	68 65	214	H	UTEP	74 61
								88	A	Hawai i	66 71	215	A	San Di ego St.	50 48
												215	H	San Di ego St.	81 61
												220	H	St. Mary's (Cal .)	68 56
												234	N	Long Isl and	60 56
												241	H	Nevada	60 55
												246	A	Air Force	72 73
												246	H	Air Force	81 49
												289	A	Cal Poly	79 62
												297	H	Cal St. Fullerton	90 49
												314	H	Hlona	63 54
LAST 10 Division I GAMES:															
116	A	Oregon St.	58 77	27	H	New Mexico	68 45								
51	H	Brigham Young	64 66	28	A	Utah	39 58								
81	A	Wyoming	80 70	51	A	Brigham Young	51 63								
47	A	Colorado St.	36 74	215	H	San Di ego St.	81 61								
246	H	Air Force	81 49	47	H	Colorado St.	90 71								

Non-Div I Games:

UNLV

Loss, Non-Conf, S Site, H Home A Away N Neutral



Average RPI Win: 178		WON-LOST	WINNING	LAST 10	STRENGTH OF	OPP. STRENGTH	TEAM	ADJ.	CONF.	ADJ CONF.
Average RPI Loss: 127		RECORD	PCT. RANK	GAMES	SCHEDULE	OF SCHEDULE	RPI	RPI	RPI	RPI
DIV. I ONLY	10- 19	244	1- 9	140	126	215	214	10	10	
DIV. I NON-CONF.	5- 5	150	0- 0	125	268	151	152	10	10	
TOTALS	RPI 1-25	RPI 26-50	W-L RECORDS	RPI 51-100	RPI 150+					
10- 19	0- 2	0- 0	OVERALL	1- 3	7- 7					
7- 6	0- 1	0- 0	HOME	1- 1	4- 2					
2- 12	0- 1	0- 0	AWAY	0- 2	2- 4					
1- 1	0- 0	0- 0	NEUTRAL	0- 0	1- 1					
5- 5	0- 0	0- 0	NON-CONFERENCE	0- 0	5- 2					
2- 2	0- 0	0- 0	HOME	0- 0	2- 1					
2- 3	0- 0	0- 0	AWAY	0- 0	2- 1					
1- 0	0- 0	0- 0	NEUTRAL	0- 0	1- 0					
5- 14	0- 2	0- 0	CONFERENCE	1- 3	2- 5					
5- 4	0- 1	0- 0	HOME	1- 1	2- 1					
0- 9	0- 1	0- 0	AWAY	0- 2	0- 3					
0- 1	0- 0	0- 0	NEUTRAL	0- 0	0- 1					
RPI S	RPI 1-25	Score	RPI S	RPI 26-50	Score	RPI S	RPI 51-100	Score	RPI S	RPI 101+ Team's RPI: 214
14	A Loui si ana Tech	54 108				73	A Fresno St.	39 64	101	A Ri ce 67 76
14	H Loui si ana Tech	53 68				73	H Fresno St.	90 68	101	H Ri ce 61 65
						88	A Hawai i	57 75	107	H Houston 86 89
						88	H Hawai i	57 68	111	A UNLV 61 74
									130	A Southern Methodi st 62 68
									130	H Southern Methodi st 71 69
									132	A Tul sa 41 74
									132	H Tul sa 86 60
									146	A Kansas 60 63
									156	A New Mexi co St. 59 74
									156	H New Mexi co St. 60 61
									161	A Southwest Tex. St. 64 51
									173	A San Jose St. 60 83
									173	H San Jose St. 84 87
									192	N Northwestern St. 84 73
									196	H Tex. A&M-Corp. 85 60
										Chris
									204	A Boi se St. 65 71
									204	H Boi se St. 85 75
									204	N Boi se St. 58 75
									226	A Denver 61 49
									226	H Denver 83 75
									241	A Nevada 58 75
									241	H Nevada 63 55
LAST 10 Div si on I GAMES:										
204	N Boi se St.	58 75	204	A Boi se St.	65 71					
88	H Hawai i	57 68	132	H Tul sa	86 60					
173	H San Jose St.	84 87	101	H Ri ce	61 65					
130	A Southern Methodi st	62 68	241	A Nevada	58 75					
14	A Loui si ana Tech	54 108	73	A Fresno St.	39 64					

UTEP

Non-Di v I Games:

UTEP

Loss, 
Non-Conf, S Site, 
H Home
A Away 
N Neutral



Average RPI Win: 140		WON-LOST RECORD	WINNING PCT. RANK	LAST 10 GAMES	STRENGTH OF SCHEDULE	OPP. STRENGTH OF SCHEDULE	TEAM RPI	ADJ. RPI	CONF. RPI	ADJ CONF. RPI	
DIV. I ONLY		23- 7	24	7- 3	58	84	28	28	6	6	
DIV. I NON-CONF.		10- 4	50	1- 1	55	97	39	39	9	9	
<hr/>											
TOTALS		RPI 1-25	RPI 26-50		W-L RECORDS		RPI 51-100		RPI 150+		
23- 7		1- 1	3- 3		OVERALL		6- 3		10- 0		
12- 0		0- 0	2- 0		HOME		4- 0		5- 0		
6- 5		0- 0	0- 3		AWAY		2- 2		3- 0		
5- 2		1- 1	1- 0		NEUTRAL		0- 1		2- 0		
10- 4		1- 1	1- 1		NON-CONFERENCE		2- 2		5- 0		
5- 0		0- 0	0- 0		HOME		2- 0		3- 0		
1- 3		0- 0	0- 1		AWAY		0- 2		1- 0		
4- 1		1- 1	1- 0		NEUTRAL		0- 0		1- 0		
13- 3		0- 0	2- 2		CONFERENCE		4- 1		5- 0		
7- 0		0- 0	2- 0		HOME		2- 0		2- 0		
5- 2		0- 0	0- 2		AWAY		2- 0		2- 0		
1- 1		0- 0	0- 0		NEUTRAL		0- 1		1- 0		
<hr/>											
RPI 1-25		RPI 26-50		Team's RPI: 28		RPI 51-100		RPI 101+			
RPI S	Opponent	Score	RPI S	Opponent	Score	RPI S	Opponent	Score	RPI S	Opponent	Score
3 N	Duke	54 65	27 A	New Mexi co	48 51	51 A	Brigham Young	67 50	111 A	UNLV	56 49
11 N	Mi ssi ssi ppi St.	69 65	27 H	New Mexi co	64 61	51 H	Brigham Young	71 66	111 H	UNLV	58 39
			31 A	TCU	51 54	51 N	Brigham Young	59 70	112 N	Western Caro.	66 44
			35 N	DePaul	73 64	62 A	Weber St.	59 70	156 H	New Mexi co St.	74 54
			47 A	Color ado St.	44 56	73 H	Fresno St.	64 57	206 H	Northern Ari z.	55 40
			47 H	Color ado St.	73 50	81 A	Wyomi ng	70 59	215 A	San Di ego St.	59 44
						81 H	Wyomi ng	63 47	215 H	San Di ego St.	66 22
						98 A	Montana	49 53	246 A	Ai r Force	67 42
						98 H	Montana	77 38	246 H	Ai r Force	68 39
									246 N	Ai r Force	83 46
									253 A	Washi ngton St.	85 50
									272 H	Idaho St.	91 52
									274 N	Idaho	56 43
<hr/>											
LAST 10 Divi sion I GAMES:											
3 N	Duke	54 65	27 A	New Mexico	48 51	51 H	Brigham Young	71 66	111 H	UNLV	58 39
35 N	DePaul	73 64	51 N	Brigham Young	59 70	215 H	San Diego St.	66 22	81 A	Wyomi ng	70 59
246 N	Ai r Force	83 46	246 A	Ai r Force	67 42						



Average RPI Win:		222	WON-LOST	WINNING	LAST 10	STRENGTH OF	OPP. STRENGTH	TEAM	ADJ.	CONF.	ADJ CONF.
Average RPI Loss:		124	RECORD	PCT. RANK	GAMES	SCHEDULE	OF SCHEDULE	RPI	RPI	RPI	RPI
DIV. I ONLY	11- 18	228	2- 8	112	207	202	200	16	16		
DIV. I NON-CONF.	3- 6	230	0- 0	100	245	195	193	16	16		
TOTALS	RPI 1-25		RPI 26-50		W-L RECORDS		RPI 51-100		RPI 150+		
11- 18	0- 1		1- 1		OVERALL		1- 9		8- 4		
7- 7	0- 0		1- 0		HOME		0- 5		5- 1		
3- 10	0- 1		0- 1		AWAY		0- 3		3- 3		
1- 1	0- 0		0- 0		NEUTRAL		1- 1		0- 0		
3- 6	0- 1		0- 0		NON-CONFERENCE		0- 4		3- 1		
2- 3	0- 0		0- 0		HOME		0- 3		2- 0		
1- 3	0- 1		0- 0		AWAY		0- 1		1- 1		
0- 0	0- 0		0- 0		NEUTRAL		0- 0		0- 0		
8- 12	0- 0		1- 1		CONFERENCE		1- 5		5- 3		
5- 4	0- 0		1- 0		HOME		0- 2		3- 1		
2- 7	0- 0		0- 1		AWAY		0- 2		2- 2		
1- 1	0- 0		0- 0		NEUTRAL		1- 1		0- 0		
RPI S Opponent	RPI 1-25	Score	RPI S Opponent	RPI 26-50	Score	RPI S Opponent	RPI 51-100	Score	RPI S Opponent	RPI 101+	Team's RPI: 200
23 A George Washington	37	78	44 A Old Dominion	56	73	55 H Liberty	52	69	134 A James Madison	68	84
			44 H Old Dominion	67	56	60 A Richmond	51	79	134 H James Madison	68	61
						64 H Charlotte	62	66	139 A George Mason	60	78
						76 A Delaware	50	53	139 H George Mason	52	59
						76 H Delaware	45	69	213 A Drexel	55	63
						76 N Delaware	42	63	213 H Drexel	70	61
						80 H Marquette	63	74	227 H Lehigh	83	73
						93 A UNC Wilmington	51	78	262 A William & Mary	67	73
						93 H UNC Wilmington	59	70	262 H William & Mary	68	65
						93 N UNC Wilmington	76	66	278 A Hofstra	87	81
									278 H Hofstra	74	57
									283 H Mt. St. Mary's	84	68
									286 A Campbell	55	73
									312 A N.C. A&T	80	37
									313 A Towson	54	46
									313 H Towson	52	62
LAST 10 Division I GAMES:											
76 N Delaware	42	63	93 H UNC Wilmington	59	70						
93 N UNC Wilmington	76	66	313 H Towson	52	62						
262 A William & Mary	67	73	213 A Drexel	55	63						
139 H George Mason	52	59	278 A Hofstra	87	81						
134 A James Madison	68	84	76 A Delaware	50	53						

Non-Div I Games:

Va. Commonwealth



Average RPI Win: 189				WON-LOST RECORD		WINNING PCT. RANK		LAST 10 GAMES		STRENGTH OF SCHEDULE		OPP. STRENGTH OF SCHEDULE		TEAM RPI		ADJ. RPI		CONF. RPI		ADJ CONF. RPI	
DIV. I ONLY				16- 13		127		6- 4		90		167		109		114		17		17	
DIV. I NON-CONF.				5- 7		207		0- 1		58		117		119		121		18		18	
TOTALS				RPI 1-25		RPI 26-50		W-L RECORDS		RPI 51-100		RPI 150+									
16- 13				0- 3		0- 1		OVERALL		3- 2		12- 5									
7- 4				0- 1		0- 1		HOME		0- 1		6- 1									
4- 8				0- 2		0- 0		AWAY		0- 1		4- 4									
5- 1				0- 0		0- 0		NEUTRAL		3- 0		2- 0									
5- 7				0- 3		0- 1		NON-CONFERENCE		2- 0		3- 2									
1- 3				0- 1		0- 1		HOME		0- 0		1- 1									
2- 3				0- 2		0- 0		AWAY		0- 0		2- 1									
2- 1				0- 0		0- 0		NEUTRAL		2- 0		0- 0									
11- 6				0- 0		0- 0		CONFERENCE		1- 2		9- 3									
6- 1				0- 0		0- 0		HOME		0- 1		5- 0									
2- 5				0- 0		0- 0		AWAY		0- 1		2- 3									
3- 0				0- 0		0- 0		NEUTRAL		1- 0		2- 0									
RPI 1-25				RPI 26-50		RPI 51-100		RPI 101+		Team's RPI: 114											
RPI	S	Opponent	Score	RPI	S	Opponent	Score	RPI	S	Opponent	Score	RPI	S	Opponent	Score						
7	A	Texas Tech	46 81	35	H	DePaul	44 47	69	A	Western Ill.	62 73	117	N	Mi ami (Ohi o)	54 77						
8	A	Purdue	51 66					69	H	Western Ill.	43 50	148	A	UMKC	52 67						
22	H	Notre Dame	68 74					69	N	Western Ill.	49 45	148	H	UMKC	67 64						
								72	N	Ball St.	88 82	155	A	Oral Roberts	80 65						
								73	N	Fresno St.	57 51	155	H	Oral Roberts	66 43						
												155	N	Oral Roberts	94 56						
												194	A	Oakl and	46 53						
												194	H	Oakl and	77 54						
												194	N	Oakl and	48 46						
												211	A	Loyol a (Ill.)	54 47						
												225	H	Navy	47 58						
												227	H	Lehi gh	68 54						
												235	A	Chi cago St.	66 69						
												235	H	Chi cago St.	66 50						
												240	A	Li pscomb	56 57						
												273	A	I UPUI	70 54						
												273	H	I UPUI	66 56						
												280	A	Southern Utah	62 68						
												280	H	Southern Utah	89 53						
												311	A	Jacksonvi lle	76 56						
				LAST 10 Di v				sion I GAMES:													
				8	A	Purdue	51 66					155	A	Oral Roberts	80 65						
				194	N	Oakl and	48 46					194	H	Oakl and	77 54						
								69	N	Western Ill.	49 45										
								155	N	Oral Roberts	94 56										
								148	A	UMKC	52 67										

Non-Div I Games: Concordia (Wis.) 91 48 Ind. Wesleyan 76 39

Valparaiso



Through Games of 2009 FIVBL																			
Average RPI Win: 92		WON-LOST RECORD		WINNING PCT. RANK		LAST 10 GAMES		STRENGTH OF SCHEDULE		OPP. STRENGTH OF SCHEDULE		TEAM RPI		ADJ. RPI		CONF. RPI		ADJ CONF. RPI	
Average RPI Loss: 19																			
DIV. I ONLY		22- 10		49		7- 3		2		5		12		12		1		1	
DIV. I NON-CONF.		11- 4		42		1- 1		26		86		21		21		1		1	
TOTALS		RPI 1-25		RPI 26-50		W-L RECORDS		RPI 51-100		RPI 150+									
22- 10		4- 8		3- 1		OVERALL		5- 1		3- 0									
11- 2		3- 2		2- 0		HOME		3- 0		2- 0									
8- 5		0- 3		1- 1		AWAY		1- 1		1- 0									
3- 3		1- 3		0- 0		NEUTRAL		1- 0		0- 0									
11- 4		0- 2		2- 1		NON-CONFERENCE		4- 1		3- 0									
6- 0		0- 0		2- 0		HOME		2- 0		2- 0									
4- 2		0- 0		0- 1		AWAY		1- 1		1- 0									
1- 2		0- 2		0- 0		NEUTRAL		1- 0		0- 0									
11- 6		4- 6		1- 0		CONFERENCE		1- 0		0- 0									
5- 2		3- 2		0- 0		HOME		1- 0		0- 0									
4- 3		0- 3		1- 0		AWAY		0- 0		0- 0									
2- 1		1- 1		0- 0		NEUTRAL		0- 0		0- 0									
RPI 1-25		Team's RPI: 12		RPI 26-50		RPI 51-100		RPI 101+											
RPI S	Opponent	Score		RPI S	Opponent	Score		RPI S	Opponent	Score		RPI S	Opponent	Score					
1	A Tennessee	71	91	30	A Auburn	67	66	55	N Liberty	54	44	104	A Kentucky	85	63				
1	H Tennessee	67	81	31	A TCU	53	70	56	H Holy Cross	86	54	104	H Kentucky	84	50				
4	A LSU	59	70	45	H Harvard	84	44	64	H Charlotte	66	43	105	A Mi ssi ssi ppi	67	60				
4	H LSU	72	60	49	H Austin Peay	84	50	74	H Al abama	80	69	118	A Syracuse	73	65				
4	N LSU	69	78					94	A Loui sville	82	92	120	A Fl ori da	64	58				
8	N Purdue	66	73					97	A Duquesne	78	56	120	N Fl ori da	74	58				
11	A Mi ssi ssi ppi St.	75	78									140	A Boston U.	68	51				
13	N Boston Col lege	85	86									169	H Wi s. -Mil waukee	98	51				
18	H Arkansas	76	59									212	A Tenn. -Mart in	101	77				
19	H Georgi a	58	56									298	H Youngstown St.	91	60				
19	N Georgi a	74	70																
21	H South Carol i na	57	66																
				LAST 10 Div				si on I GAMES:											
				13 N Boston College 85 86				4 H LSU 72 60											
				55 N Liberty 54 44				1 A Tennessee 71 91											
				4 N LSU 69 78				120 A Fl ori da 64 58											
				19 N Georgi a 74 70				19 H Georgi a 58 56											
				120 N Fl ori da 74 58				105 A Mi ssi ssi ppi 67 60											

### Non-Div l Games:

Vanderbilt

Loss, Non-Conf, S Site, H Home A Away N Neutral



Average RPI Win: 230		WON-LOST	WINNING	LAST 10	STRENGTH OF	OPP. STRENGTH	TEAM	ADJ.	CONF.	ADJ CONF.
Average RPI Loss: 135		RECORD	PCT. RANK	GAMES	SCHEDULE	OF SCHEDULE	RPI	RPI	RPI	RPI
DIV. I ONLY	21- 8	38	8- 2	279	189	121	125	23	21	
DIV. I NON-CONF.	8- 3	43	0- 0	256	178	123	124	23	22	
TOTALS	RPI 1-25	RPI 26-50	W-L RECORDS	RPI 51-100	RPI 150+					
21- 8	0- 0	0- 0	OVERALL	0- 3	19- 2					
11- 2	0- 0	0- 0	HOME	0- 1	10- 0					
8- 5	0- 0	0- 0	AWAY	0- 2	7- 2					
2- 1	0- 0	0- 0	NEUTRAL	0- 0	2- 0					
8- 3	0- 0	0- 0	NON-CONFERENCE	0- 1	8- 0					
4- 1	0- 0	0- 0	HOME	0- 0	4- 0					
3- 2	0- 0	0- 0	AWAY	0- 1	3- 0					
1- 0	0- 0	0- 0	NEUTRAL	0- 0	1- 0					
13- 5	0- 0	0- 0	CONFERENCE	0- 2	11- 2					
7- 1	0- 0	0- 0	HOME	0- 1	6- 0					
5- 3	0- 0	0- 0	AWAY	0- 1	4- 2					
1- 1	0- 0	0- 0	NEUTRAL	0- 0	1- 0					
RPI S	RPI 1-25 Opponent Score	RPI S	RPI 26-50 Opponent Score	RPI S	RPI 51-100 Opponent Score	RPI S	RPI 101+ Opponent Score	Team's RPI: 125		
				56 A Holy Cross	62 74	118 H Syracuse	75 79			
				70 A Mai ne	38 64	122 A Massachusetts	48 53			
				70 H Mai ne	52 54	140 A Boston U.	74 62			
						140 H Boston U.	75 61			
						140 N Boston U.	57 68			
						159 A Brown	72 47			
						172 H Provi dence	65 49			
						189 A Cani si us	67 61			
						190 H St. Peter's	83 55			
						213 N Drexel	60 39			
						228 H St. Bonaventure	74 64			
						233 A New Hampshi re	71 43			
						233 H New Hampshi re	76 70			
						251 A Northeastern	72 78			
						251 H Northeastern	76 65			
						252 A Bi nghamton	79 58			
						252 H Bi nghamton	66 63			
						252 N Bi nghamton	69 58			
						255 A Hartford	60 61			
						255 H Hartford	64 61			
						263 A Stony Brook	82 57			
						263 H Stony Brook	83 58			
						284 A Al bany (N. Y.)	75 58			
						284 H Al bany (N. Y.)	61 48			
						287 A Central Conn. St.	65 43			
						291 H Yale	71 68			
				LAST 10 Div sion I GAMES:						
				140 N Boston U.	57 68	255 H Hartford	64 61			
				252 N Bi nghamton	69 58	140 A Boston U.	74 62			
				263 A Stony Brook	82 57	233 A New Hampshi re	71 43			
				70 H Mai ne	52 54	251 H Northeastern	76 65			
				284 A Al bany (N. Y.)	75 58	252 A Bi nghamton	79 58			

Non-Div I Games:

Vermont



Average RPI Win: 80		WON-LOST	WINNING	LAST 10	STRENGTH OF	OPP. STRENGTH	TEAM	ADJ.	CONF.	ADJ CONF.	
Average RPI Loss: 30		RECORD	PCT. RANK	GAMES	SCHEDULE	OF SCHEDULE	RPI	RPI	RPI	RPI	
DIV. I ONLY		28- 6	16	8- 2	3	14	5	5	3	3	
DIV. I NON-CONF.		13- 2	12	3- 1	11	29	6	7	4	4	
TOTALS		RPI 1-25	RPI 26-50	W-L RECORDS	RPI 51-100	RPI 150+					
28- 6		9- 5	3- 0	OVERALL	7- 0	6- 0					
12- 2		3- 2	0- 0	HOME	4- 0	5- 0					
9- 4		2- 3	2- 0	AWAY	1- 0	1- 0					
7- 0		4- 0	1- 0	NEUTRAL	2- 0	0- 0					
13- 2		3- 1	3- 0	NON-CONFERENCE	3- 0	4- 0					
6- 0		1- 0	0- 0	HOME	2- 0	3- 0					
3- 2		0- 1	2- 0	AWAY	0- 0	1- 0					
4- 0		2- 0	1- 0	NEUTRAL	1- 0	0- 0					
15- 4		6- 4	0- 0	CONFERENCE	4- 0	2- 0					
6- 2		2- 2	0- 0	HOME	2- 0	2- 0					
6- 2		2- 2	0- 0	AWAY	1- 0	0- 0					
3- 0		2- 0	0- 0	NEUTRAL	1- 0	0- 0					
RPI 1-25		Team's RPI: 5	RPI 26-50	RPI 51-100		RPI 101+					
RPI S	Opponent	Score	RPI S	Opponent	Score	RPI S	Opponent	Score	RPI S	Opponent	Score
1	A Tennessee	49 73	26	A Col orado	59 54	65	A Mi ami (Fl a. )	61 55	118	A Syracuse	71 44
2	A Connecti cut	38 58	26	N Col orado	53 51	65	N Mi ami (Fl a. )	65 59	122	A Massachusetts	50 55
2	N Connecti cut	52 48	39	A St. Joseph' s	59 44	68	H Temple	66 54	123	A West Vi rgi ni a	53 43
13	A Boston Col lege	65 62				87	H Georgetown	51 37	127	A Pi ttsburgh	63 47
13	H Boston Col lege	75 61				91	N St. Franci s (Pa. )	51 36	154	A Pennsylvani a	65 54
16	H Penn St.	73 66				96	H La Salle	72 57	159	H Brown	70 50
17	A Rutgers	57 58				100	H Seton Hal l	58 52	170	H St. John' s (N. Y. )	77 53
17	H Rutgers	49 50							172	H Provi dence	83 48
20	N Oh io St.	58 51							181	H Fai rfi el d	88 42
22	H Notre Dame	56 58							208	H Howard	82 57
22	N Notre Dame	50 39									
23	N George Washi ngton	70 57									
25	A Vi rgi ni a Tech	71 61									
25	H Vi rgi ni a Tech	62 60									
			LAST 10 Divi sion I GAMES:								
			1 A Tennessee 49 73			65 N Mi ami (Fl a. ) 65 59					
			26 N Col orado 53 51			22 N Notre Dame 50 39					
			23 N George Washi ngton 70 57			172 H Provi dence 83 48					
			91 N St. Franci s (Pa. ) 51 36			17 H Rutgers 49 50					
			2 N Connecti cut 52 48			13 A Boston Col lege 65 62					



Average RPI Win: 75		WON-LOST RECORD	WINNING PCT. RANK	LAST 10 GAMES	STRENGTH OF SCHEDULE	OPP. STRENGTH OF SCHEDULE	TEAM RPI	ADJ. RPI	CONF. RPI	ADJ CONF. RPI
DIV. I ONLY		17- 14	130	7- 3	18	2	37	33	2	2
DIV. I NON-CONF.		7- 6	138	1- 1	29	13	46	44	2	2
TOTALS		RPI 1-25	RPI 26-50	W-L RECORDS	RPI 51-100	RPI 150+				
17- 14		2- 7	5- 0	OVERALL	6- 4	1- 0				
11- 2		2- 1	2- 0	HOME	4- 0	1- 0				
3- 11		0- 5	2- 0	AWAY	0- 4	0- 0				
3- 1		0- 1	1- 0	NEUTRAL	2- 0	0- 0				
7- 6		1- 3	3- 0	NON-CONFERENCE	2- 1	1- 0				
4- 1		1- 0	1- 0	HOME	1- 0	1- 0				
1- 5		0- 3	1- 0	AWAY	0- 1	0- 0				
2- 0		0- 0	1- 0	NEUTRAL	1- 0	0- 0				
10- 8		1- 4	2- 0	CONFERENCE	4- 3	0- 0				
7- 1		1- 1	1- 0	HOME	3- 0	0- 0				
2- 6		0- 2	1- 0	AWAY	0- 3	0- 0				
1- 1		0- 1	0- 0	NEUTRAL	1- 0	0- 0				

RPI 1-25		RPI 26-50		Team's RPI: 33	RPI 51-100		RPI 101+	
RPI	S Opponent	Score	RPI	S Opponent	Score	RPI	S Opponent	Score
1	A Tennessee	51 81	32	A Georgia Tech	56 54	55	A Liberty	69 77
3	A Duke	48 75	32	H Georgia Tech	74 63	61	A Florida St.	46 55
3	H Duke	59 60	36	N Illinois	72 56	61	H Florida St.	63 54
10	A North Carolina	54 74	39	H St. Joseph's	66 37	63	A Clemson	62 63
10	H North Carolina	69 59	44	A Old Domini on	63 55	63	H Clemson	69 54
10	N North Carolina	78 88				79	A North Caroli na	49 50
17	H Rutgers	68 64						
20	A Ohi o St.	60 73				79	H North Caroli na	58 54
25	A Vi rgi ni a Tech	56 72				79	N North Caroli na	66 56
						87	H Georgetown	69 57
						90	N Mi chi gan	78 64



Average RPI Win: 116		WON-LOST	WINNING	LAST 10	STRENGTH OF	OPP. STRENGTH	TEAM	ADJ.	CONF.	ADJ CONF.
Average RPI Loss: 22		RECORD	PCT. RANK	GAMES	SCHEDULE	OF SCHEDULE	RPI	RPI	RPI	RPI
DIV. I ONLY	22- 10	49	5- 5	23	21	24	25	3	3	
DIV. I NON-CONF.	10- 3	30	1- 1	86	55	40	40	4	4	
TOTALS	RPI 1-25	RPI 26-50	W-L RECORDS	RPI 51-100	RPI 150+					
22- 10	3- 7	2- 1	OVERALL	4- 2	6- 0					
13- 1	2- 1	1- 0	HOME	2- 0	4- 0					
5- 8	0- 5	0- 1	AWAY	2- 2	1- 0					
4- 1	1- 1	1- 0	NEUTRAL	0- 0	1- 0					
10- 3	0- 1	2- 1	NON-CONFERENCE	2- 1	4- 0					
6- 0	0- 0	1- 0	HOME	1- 0	3- 0					
2- 3	0- 1	0- 1	AWAY	1- 1	0- 0					
2- 0	0- 0	1- 0	NEUTRAL	0- 0	1- 0					
12- 7	3- 6	0- 0	CONFERENCE	2- 1	2- 0					
7- 1	2- 1	0- 0	HOME	1- 0	1- 0					
3- 5	0- 4	0- 0	AWAY	1- 1	1- 0					
2- 1	1- 1	0- 0	NEUTRAL	0- 0	0- 0					
RPI S Opponent	Team's RPI: 25	RPI S Opponent	Score	RPI S Opponent	Score	RPI S Opponent	Score	RPI S Opponent	Score	
2 A Connecticut	57 69	32 N Georgia Tech	61 59	55 A Liberty	53 50	118 H Syracuse	73 63			
2 N Connecticut	54 71	33 H Virginia	72 56	59 A Florida Int'l	70 79	123 A West Virginia	55 48			
5 A Villanova	60 62	44 A Old Dominion	49 63	65 A Miami (Fla.)	66 67	123 H West Virginia	76 64			
5 H Villanova	61 71			87 H Georgetown	78 46	123 N West Virginia	66 60			
8 A Purdue	62 80			97 H Duquesne	66 52	127 H Pittsburgh	61 53			
13 A Boston College	47 65			100 A Seton Hall	55 46	133 A Maryland	60 57			
13 N Boston College	74 70					134 H James Madison	77 73			
17 A Rutgers	43 67					152 H UNC Greensboro	54 46			
17 H Rutgers	66 64					170 A St. John's (N.Y.)	69 53			
22 H Notre Dame	53 50					172 H Providence	80 56			
						212 H Tenn.-Martin	87 55			
						253 N Washington St.	72 50			
						266 H Radford	78 56			
LAST 10 Division I GAMES:										
8 A Purdue	62 80	170 A St. John's (N.Y.)	69 53							
32 N Georgia Tech	61 59	123 H West Virginia	76 64							
2 N Connecticut	54 71	17 A Rutgers	43 67							
13 N Boston College	74 70	5 H Villanova	61 71							
123 N West Virginia	66 60	13 A Boston College	47 65							

Non-Div I Games:

Virginia Tech

Loss, 
Non-Conf, S Site, 
H Home
A Away 
N Neutral



Average RPI Win: 277		WON-LOST RECORD	WINNING PCT. RANK	LAST 10 GAMES	STRENGTH OF SCHEDULE	OPP. STRENGTH OF SCHEDULE	TEAM RPI	ADJ. RPI	CONF. RPI	ADJ CONF. RPI
DIV. I ONLY		15- 13	134	6- 4	254	306	209	210	31	31
DIV. I NON-CONF.		5- 4	121	0- 0	234	201	176	178	31	31
TOTALS		RPI 1-25	RPI 26-50	W-L RECORDS	RPI 51-100	RPI 150+				
15- 13		0- 1	0- 1	OVERALL	0- 3	15- 8				
8- 4		0- 0	0- 1	HOME	0- 1	8- 2				
7- 7		0- 1	0- 0	AWAY	0- 1	7- 5				
0- 2		0- 0	0- 0	NEUTRAL	0- 1	0- 1				
5- 4		0- 1	0- 1	NON-CONFERENCE	0- 1	5- 1				
2- 1		0- 0	0- 1	HOME	0- 0	2- 0				
3- 2		0- 1	0- 0	AWAY	0- 0	3- 1				
0- 1		0- 0	0- 0	NEUTRAL	0- 1	0- 0				
10- 9		0- 0	0- 0	CONFERENCE	0- 2	10- 7				
6- 3		0- 0	0- 0	HOME	0- 1	6- 2				
4- 5		0- 0	0- 0	AWAY	0- 1	4- 4				
0- 1		0- 0	0- 0	NEUTRAL	0- 0	0- 1				
RPI 1-25		RPI 26-50		RPI 51-100		RPI 101+		Team's RPI: 210		
RPI S	Opponent	Score	RPI S	Opponent	Score	RPI S	Opponent	Score		
17 A	Rutgers	41 70	45 H	Harvard	63 69	60 N	Richmond	64 73	186 A	Sacred Heart 43 59
						91 A	St. Francis (Pa.)	47 57	186 A	Quinnipiac 64 72
						91 H	St. Francis (Pa.)	55 67	186 H	Quinnipiac 61 66
									186 H	Sacred Heart 66 63
									217 A	Monmouth 63 60
									217 H	Monmouth 53 54
									217 N	Monmouth 48 51
									229 H	Columbia 56 55
									234 A	Long Island 53 56
									252 A	Binghamton 85 65
									256 H	UMBC 62 44
									257 A	Colgate 75 83
									278 H	Hofstra 75 61
									283 H	Mt. St. Mary's 82 68
									284 A	Albany (N.Y.) 74 66
									287 A	Central Conn. St. 73 79
									287 H	Central Conn. St. 74 60
									309 A	Lafayette 72 68
									310 A	Fairleigh Dickinson 62 50
									310 H	Fairleigh Dickinson 68 65
									318 A	Robert Morris 80 56
									318 H	Robert Morris 75 43
									323 A	St. Francis (N.Y.) 81 61
LAST 10 Division I GAMES:										
			217 N	Monmouth	48 51		287 H	Central Conn. St.	74 60	
			234 A	Long Island	53 56		186 A	Quinnipiac	64 72	
			323 A	St. Francis (N.Y.)	81 61		310 A	Fairleigh Dickinson	62 50	
			283 H	Mt. St. Mary's	82 68		217 H	Monmouth	53 54	
			256 H	UMBC	62 44		186 H	Sacred Heart	66 63	

Non-Div I Games:

Wagner



## Wake Forest

## Through Games Of 2003 FINAL

Average RPI Win:	168	WON-LOST	WINNING	LAST 10	STRENGTH OF	OPP. STRENGTH	TEAM	ADJ.	CONF.	ADJ CONF.
Average RPI Loss:	49	RECORD	PCT. RANK	GAMES	SCHEDULE	OF SCHEDULE	RPI	RPI	RPI	RPI

DIV. I ONLY	13- 15	177	3- 7	66	54	107	110	2	2
DIV. I NON-CONF.	10- 1	6	1- 0	204	271	54	56	2	2

TOTALS	RPI 1-25	RPI 26-50	W-L RECORDS	RPI 51-100	RPI 150+
13- 15	0- 5	1- 3	OVERALL	3- 5	7- 0
9- 6	0- 2	1- 1	HOME	1- 2	6- 0
3- 8	0- 2	0- 2	AWAY	1- 3	1- 0
1- 1	0- 1	0- 0	NEUTRAL	1- 0	0- 0
10- 1	0- 0	0- 0	NON-CONFERENCE	2- 0	7- 0
7- 0	0- 0	0- 0	HOME	0- 0	6- 0
2- 1	0- 0	0- 0	AWAY	1- 0	1- 0
1- 0	0- 0	0- 0	NEUTRAL	1- 0	0- 0
3- 14	0- 5	1- 3	CONFERENCE	1- 5	0- 0
2- 6	0- 2	1- 1	HOME	1- 2	0- 0
1- 7	0- 2	0- 2	AWAY	0- 3	0- 0
0- 1	0- 1	0- 0	NEUTRAL	0- 0	0- 0

RPI 1-25				RPI 26-50				RPI 51-100				RPI 101+ Team's RPI: 110			
RPI	S	Opponent	Score	RPI	S	Opponent	Score	RPI	S	Opponent	Score	RPI	S	Opponent	Score
3	A	Duke	61 71	32	A	Georgi a Tech	60 77	61	A	Fl ori da St.	60 62	112	H	Western Caro.	71 56
3	H	Duke	41 83	32	H	Georgi a Tech	70 74	61	H	Fl ori da St.	61 63	130	A	Southern Methodi st	71 83
3	N	Duke	59 64	33	A	Vi rgi ni a	44 64	63	A	Cl emson	45 61	133	A	Maryl and	79 75
10	A	North Carol i na	56 86	33	H	Vi rgi ni a	77 66	63	H	Cl emson	66 55	133	H	Maryl and	73 75
10	H	North Carol i na	57 67					79	A	North Carol i na St.	62 65	176	H	Hi gh Poi nt	82 32
												179	H	UAB	72 58
								79	H	North Carol i na St.	57 70	222	H	Marshall	67 56
												230	H	Appal achi an St.	88 59
								93	A	UNC Wi lmi ngton	65 59	266	A	Radford	56 36
								96	N	La Salle	87 71	273	H	IUPUI	73 60
												312	H	N. C. A&T	78 46
LAST 10 Div si on I GAMES:															
3	N	Duke	59 64	3	H	Duke	41 83								
32	A	Georgi a Tech	60 77	133	A	Maryl and	79 75								
63	H	Cl emson	66 55	10	H	North Carol i na	57 67								
79	A	North Carol i na St.	62 65	33	A	Vi rgi ni a	44 64								
312	H	N. C. A&T	78 46	61	A	Fl ori da St.	60 62								

Non-Di v I Games:

Wake Forest

Loss, 
Non-Conf, S Site, 
H Home
A Away 
N Neutral



[illegible]

Washington

Washington

### Non-Div I Games:

Washington

■ Loss, ■ Non-Conf, S Site, H Home A Away N Neutral



Average RPI Win:		219	WON-LOST		WINNING	LAST 10	STRENGTH OF		OPP. STRENGTH	TEAM	ADJ.	CONF.	ADJ CONF.	
Average RPI Loss:		78	RECORD		PCT. RANK	GAMES	SCHEDULE		OF SCHEDULE	RPI	RPI	RPI	RPI	
DIV. I ONLY		2- 26	318		2- 8		51		71		257		253	
DIV. I NON-CONF.		1- 8	298		1- 0		24		111		196		194	
TOTALS		RPI 1-25	RPI 26-50		W-L RECORDS		RPI 51-100		RPI 150+					
2- 26		0- 4	0- 5		OVERALL		0- 8		2- 2					
2- 11		0- 1	0- 3		HOME		0- 3		2- 1					
0- 12		0- 1	0- 2		AWAY		0- 4		0- 1					
0- 3		0- 2	0- 0		NEUTRAL		0- 1		0- 0					
1- 8		0- 2	0- 1		NON-CONFERENCE		0- 3		1- 1					
1- 3		0- 0	0- 1		HOME		0- 1		1- 1					
0- 3		0- 0	0- 0		AWAY		0- 2		0- 0					
0- 2		0- 2	0- 0		NEUTRAL		0- 0		0- 0					
1- 18		0- 2	0- 4		CONFERENCE		0- 5		1- 1					
1- 8		0- 1	0- 2		HOME		0- 2		1- 0					
0- 9		0- 1	0- 2		AWAY		0- 2		0- 1					
0- 1		0- 0	0- 0		NEUTRAL		0- 1		0- 0					
RPI 1-25		RPI 26-50		RPI 51-100		RPI 101+		Team's RPI : 253						
RPI S	Opponent	Score	RPI S	Opponent	Score	RPI S	Opponent	Score	RPI S	Opponent	Score			
4 N	LSU	50 87	28 H	Utah	50 85	66 A	UCLA	51 93	106 A	Oregon	52 85			
15 A	Stanford	56 85	29 A	Ari zona	50 80	66 H	UCLA	70 86	106 H	Oregon	69 73			
15 H	Stanford	41 84	29 H	Ari zona	65 86	67 A	Southern	44 92	116 A	Oregon St.	46 62			
25 N	Vi rgi ni a Tech	50 72	48 A	Washi ngton	49 73		Cal i forni a		116 H	Oregon St.	62 65			
			48 H	Washi ngton	69 77	67 H	Southern	36 89	121 A	Ari zona St.	52 70			
							Cal i forni a		121 H	Ari zona St.	58 66			
						67 N	Southern	46 53	149 A	Gonzaga	57 77			
							Cal i forni a		164 A	Cal i forni a	61 73			
						81 H	Wyomi ng	51 82	164 H	Cal i forni a	67 64			
						82 A	Montana St.	55 81	193 H	Eastern Wash.	63 77			
						98 A	Montana	53 57	274 H	Idaho	82 53			
LAST 10 Divi si on I GAMES:														
67 N Southern Cal i forni a		46 53	15 H Stanford		41 84									
48 A Washi ngton		49 73	164 H Cal i forni a		67 64									
274 H Idaho		82 53	29 A Ari zona		50 80									
116 A Oregon St.		46 62	121 A Ari zona St.		52 70									
106 A Oregon		52 85	67 H Southern Cal i forni a		36 89									

Washington St.

Non-Div I Games:

Washington St.

Loss, 
Non-Conf, S Site, 
H Home
A Away 
N Neutral



Average RPI Win: 184		WON-LOST	WINNING	LAST 10	STRENGTH OF	OPP. STRENGTH	TEAM	ADJ.	CONF.	ADJ CONF.
Average RPI Loss: 112		RECORD	PCT. RANK	GAMES	SCHEDULE	OF SCHEDULE	RPI	RPI	RPI	RPI
DIV. I ONLY	21- 9	46	7- 3	105	165	61	62	19	19	
DIV. I NON-CONF.	8- 6	117	0- 1	85	85	83	81	20	20	
TOTALS	RPI 1-25	RPI 26-50	W-L RECORDS	RPI 51-100	RPI 150+					
21- 9	0- 2	1- 1	OVERALL	5- 2	14- 4					
12- 2	0- 0	1- 0	HOME	3- 0	8- 2					
8- 6	0- 1	0- 1	AWAY	2- 2	5- 2					
1- 1	0- 1	0- 0	NEUTRAL	0- 0	1- 0					
8- 6	0- 2	1- 1	NON-CONFERENCE	1- 1	5- 2					
4- 1	0- 0	1- 0	HOME	0- 0	3- 1					
3- 4	0- 1	0- 1	AWAY	1- 1	1- 1					
1- 1	0- 1	0- 0	NEUTRAL	0- 0	1- 0					
13- 3	0- 0	0- 0	CONFERENCE	4- 1	9- 2					
8- 1	0- 0	0- 0	HOME	3- 0	5- 1					
5- 2	0- 0	0- 0	AWAY	1- 1	4- 1					
0- 0	0- 0	0- 0	NEUTRAL	0- 0	0- 0					
RPI S Opponent Score	RPI 1-25	RPI S Opponent Score	RPI 26-50	RPI S Opponent Score	RPI 51-100 Team's RPI: 62	RPI S Opponent Score	RPI 101+			
9 A Kansas St. 36 60		27 A New Mexi co 57 70		51 A Bri gham Young 41 51		149 A Gonzaga 52 49				
20 N Ohio St. 44 66		28 H Utah 70 59		81 A Wyomi ng 65 63		156 H New Mexi co St. 87 64				
				82 A Montana St. 44 48		169 N Wi s. -Mil waukee 56 49				
				82 H Montana St. 66 49		174 A North Texas 65 66				
				82 H Montana St. 63 52		188 H Portland 79 53				
				98 A Montana 58 53		193 A Eastern Wash. 64 61				
				98 H Montana 74 65		193 H Eastern Wash. 68 62				
						193 H Eastern Wash. 64 55				
						204 H Boi se St. 60 61				
						206 A Northern Ari z. 65 68				
						206 H Northern Ari z. 86 54				
						237 A Portland St. 61 43				
						237 H Portland St. 59 62				
						246 A Ai r Force 60 46				
						272 A Idaho St. 72 69				
						272 H Idaho St. 80 49				
						274 H Idaho 78 64				
						319 A Sacramento St. 76 51				
						319 H Sacramento St. 73 47				
LAST 10 Division I GAMES:										
20 N Ohio St. 44 66		193 H Eastern Wash. 68 62								
82 H Montana St. 63 52		206 A Northern Ari z. 65 68								
193 H Eastern Wash. 64 55		319 A Sacramento St. 76 51								
272 A Idaho St. 72 69		82 H Montana St. 66 49								
237 H Portland St. 59 62		98 H Montana 74 65								

Non-Di v I Games:

Weber St.

Loss, Non-Conf, S Site, H Home A Away N Neutral

W  
e  
b  
e  
r  
s  
t  
.  
.

W  
e  
b  
e  
r  
s  
t  
.  
.



West Virginia				Through Games of 2005 FIVE							
Average RPI Win:	203	WON-LOST RECORD	WINNING PCT. RANK	LAST 10 GAMES	STRENGTH OF SCHEDULE	OPP. STRENGTH OF SCHEDULE	TEAM RPI	ADJ. RPI	CONF. RPI	ADJ CONF. RPI	
DIV. I ONLY		15- 13	134	4- 6	146	65	120	123	3	3	
DIV. I NON-CONF.		11- 0	1	0- 0	297	282	72	73	4	4	
TOTALS		RPI 1-25		RPI 26-50	W-L RECORDS		RPI 51-100		RPI 150+		
15- 13		0- 9		0- 0	OVERALL		2- 2		11- 1		
9- 4		0- 3		0- 0	HOME		2- 1		6- 0		
5- 8		0- 5		0- 0	AWAY		0- 1		4- 1		
1- 1		0- 1		0- 0	NEUTRAL		0- 0		1- 0		
11- 0		0- 0		0- 0	NON-CONFERENCE		1- 0		9- 0		
5- 0		0- 0		0- 0	HOME		1- 0		4- 0		
5- 0		0- 0		0- 0	AWAY		0- 0		4- 0		
1- 0		0- 0		0- 0	NEUTRAL		0- 0		1- 0		
4- 13		0- 9		0- 0	CONFERENCE		1- 2		2- 1		
4- 4		0- 3		0- 0	HOME		1- 1		2- 0		
0- 8		0- 5		0- 0	AWAY		0- 1		0- 1		
0- 1		0- 1		0- 0	NEUTRAL		0- 0		0- 0		
RPI 1-25				RPI 26-50	RPI 51-100			RPI 101+	Team's RPI: 123		
RPI S	Opponent	Score		RPI S	Opponent	Score		RPI S	Opponent	Score	
2	A Connecticut	58 78						118	H Syracuse	77 74	
5	H Villanova	43 53			65	H Miami (Fla.)	100 84	127	A Pittsburgh	61 67	
13	A Boston College	61 69			87	A Georgetown	58 78	148	A UMKC	55 43	
17	A Rutgers	50 65			97	H Duquesne	79 53	170	H St. John's (N.Y.)	68 59	
22	A Notre Dame	64 69			100	H Seton Hall	50 54	172	A Providence	61 75	
22	H Notre Dame	59 66						172	H Providence	61 54	
25	A Virginia Tech	64 76						183	H Delaware St.	69 38	
25	H Virginia Tech	48 55						203	A Bucknell	77 72	
25 N	Virginia Tech	60 66						222	N Marshall	67 63	
								231	H Wright St.	71 53	
								249	A Ohio	81 47	
								279	H Coppin St.	82 53	
								283	A Mt. St. Mary's	76 63	
								302	H Akron	77 26	
								318	A Robert Morris	114 45	
LAST 10 Division I GAMES:											
25 N	Virginia Tech	60 66		127	A Pittsburgh	61 67					
2	A Connecticut	58 78		65	H Miami (Fla.)	100 84					
25	A Virginia Tech	64 76		17	A Rutgers	50 65					
118	H Syracuse	77 74		87	A Georgetown	58 78					
170	H St. John's (N.Y.)	68 59		172	H Providence	61 54					

### Non-Div l Games:

West Virginia

Loss, Non-Conf, S Site, H Home A Away N Neutral



Western Conf.				Through Games of 2005 FIVE							
Average RPI	Win:	219	WON-LOST	WINNING	LAST 10	STRENGTH OF	OPP. STRENGTH	TEAM	ADJ.	CONF.	ADJ. CONF.
Loss:	127	RECORD	PCT. RANK	GAMES	SCHEDULE	OF SCHEDULE	RPI	RPI	RPI	RPI	
DIV. I ONLY	21- 7	26	7- 3	278	171	111	112	14	14		
DIV. I NON-CONF.	7- 2	28	0- 0	312	246	161	162	17	17		
<hr/>											
TOTALS	RPI 1-25	RPI 26-50	W-L RECORDS			RPI 51-100	RPI 150+				
21- 7	0- 0	1- 2	OVERALL			0- 0	17- 3				
10- 2	0- 0	0- 1	HOME			0- 0	8- 1				
11- 3	0- 0	1- 0	AWAY			0- 0	9- 1				
0- 2	0- 0	0- 1	NEUTRAL			0- 0	0- 1				
<hr/>											
7- 2	0- 0	0- 1	NON-CONFERENCE			0- 0	7- 0				
3- 0	0- 0	0- 0	HOME			0- 0	3- 0				
4- 1	0- 0	0- 0	AWAY			0- 0	4- 0				
0- 1	0- 0	0- 1	NEUTRAL			0- 0	0- 0				
<hr/>											
14- 5	0- 0	1- 1	CONFERENCE			0- 0	10- 3				
7- 2	0- 0	0- 1	HOME			0- 0	5- 1				
7- 2	0- 0	1- 0	AWAY			0- 0	5- 1				
0- 1	0- 0	0- 0	NEUTRAL			0- 0	0- 1				
<hr/>											
RPI 1-25		RPI 26-50		RPI 51-100		RPI 101+		Team's RPI: 112			
RPI S	Opponent	Score	RPI S	Opponent	Score	RPI S	Opponent	Score	RPI S	Opponent	Score
			28 N	Utah	44 66		110 A	Wake Forest	56 71		
			37 A	Chattanooga	73 69		119 A	Ga. Southern	59 71		
			37 H	Chattanooga	64 80		119 H	Ga. Southern	60 58		
							124 A	Furman	77 64		
							124 H	Furman	58 56		
							152 A	UNC Greensboro	64 54		
							152 H	UNC Greensboro	82 74		
							167 A	Davi dson	76 68		
							167 H	Davi dson	61 64		
							167 N	Davi dson	58 62		
							176 H	Hi gh Poi nt	72 47		
							220 A	St. Mary's (Cal.)	70 67		
							230 A	Appal achi an St.	65 63		
							230 H	Appal achi an St.	73 65		
							258 A	Col. of Charleston	65 64		
							258 H	Col. of Charleston	63 62		
							261 A	East Tenn. St.	74 82		
							261 H	East Tenn. St.	82 71		
							266 H	Radford	78 68		
							286 H	Campbel l	67 55		
							296 A	Wofford	70 53		
							296 H	Wofford	75 59		
							304 A	Gardner-Webb	85 62		
							316 A	UNC Asheville	71 55		
							317 A	Savannah St.	71 56		
<hr/>											
			LAST 10 Div			si on I GAMES:					
			167 N	Davi dson	58 62	261 H	East Tenn. St.	82 71			
			124 H	Furman	58 56	119 A	Ga. Southern	59 71			
			230 H	Appal achi an St.	73 65	37 A	Chattanooga	73 69			
			152 A	UNC Greensboro	64 54	296 H	Wofford	75 59			
			258 H	Col. of Charleston	63 62	167 H	Davi dson	61 64			

### Non-Div I Games:

Western Caro.

Loss, Non-Conf, S Site, H Home A Away N Neutral



Average RPI Win: 189												WON-LOST RECORD		WINNING PCT. RANK		LAST 10 GAMES		STRENGTH OF SCHEDULE		OPP. STRENGTH OF SCHEDULE		TEAM RPI		ADJ. RPI		CONF. RPI		ADJ CONF. RPI	
DIV. I ONLY				18- 9		58		7- 3		106				160				67		69		17		17					
DIV. I NON-CONF.				5- 6		174		0- 1		44				95				96		96		18		18					
TOTALS		RPI 1-25		RPI 26-50		W-L RECORDS				RPI 51-100				RPI 150+															
18- 9		0- 1		0- 1		OVERALL				2- 3				11- 2															
9- 0		0- 0		0- 0		HOME				1- 0				6- 0															
7- 8		0- 1		0- 1		AWAY				0- 3				4- 2															
2- 1		0- 0		0- 0		NEUTRAL				1- 0				1- 0															
5- 6		0- 1		0- 1		NON-CONFERENCE				2- 3				1- 1															
2- 0		0- 0		0- 0		HOME				1- 0				1- 0															
2- 6		0- 1		0- 1		AWAY				0- 3				0- 1															
1- 0		0- 0		0- 0		NEUTRAL				1- 0				0- 0															
13- 3		0- 0		0- 0		CONFERENCE				0- 0				10- 1															
7- 0		0- 0		0- 0		HOME				0- 0				5- 0															
5- 2		0- 0		0- 0		AWAY				0- 0				4- 1															
1- 1		0- 0		0- 0		NEUTRAL				0- 0				1- 0															
RPI 1-25				RPI 26-50				RPI 51-100				Team's RPI: 69				RPI 101+													
RPI S	Opponent			Score			RPI S	Opponent			Score			RPI S	Opponent			Score											
9	A	Kansas St.			40 84			50	A	Creighton			61 70			57	H	Western Ky.			66 62								
																71	A	Mi ssouri			69 72								
																75	A	Indi ana St.			47 73								
																78	A	Southwest Mo. St.			55 72								
																95	N	Western Mi ch.			84 76								
																102	A	St. Loui s			67 52								
																114	A	Val parai so			50 43								
																114	H	Val parai so			73 62								
																114	N	Val parai so			45 49								
																146	A	Kansas			48 46								
																148	A	UMKC			63 70								
																148	H	UMKC			78 55								
																151	A	Bradley			53 63								
																155	A	Oral Roberts			82 67								
																155	H	Oral Roberts			68 33								
																194	A	Oakl and			45 63								
																194	H	Oakl and			83 54								
																235	A	Chi cago St.			74 63								
																235	H	Chi cago St.			58 57								
																265	H	Cl evel and St.			81 68								
																273	A	IUPUI			72 49								
																273	H	IUPUI			67 48								
																280	A	Southern Utah			63 59								
																280	H	Southern Utah			82 35								
																280	N	Southern Utah			65 55								
LAST 10 Division I GAMES:																													
71	A	Mi ssouri			69 72			273	H	IUPUI			67 48																
114	N	Val parai so			45 49			194	H	Oakl and			83 54																
280	N	Southern Utah			65 55			280	A	Southern Utah			63 59																
155	A	Oral Roberts			82 67			235	A	Chi cago St.			74 63																
148	A	UMKC			63 70			114	H	Val parai so			73 62																

Non-Div I Games: Truman	76 43	Columbia (Mo.)	101 51	Ill.-Springfield	96 53
-------------------------	-------	----------------	--------	------------------	-------

Western III.

Loss, Non-Conf, S Site, H Home A Away N Neutral

Page 315

Western Ill.



Average RPI Win: 172				WON-LOST RECORD		WINNING PCT. RANK		LAST 10 GAMES		STRENGTH OF SCHEDULE		OPP. STRENGTH OF SCHEDULE		TEAM RPI		ADJ. RPI		CONF. RPI		ADJ CONF. RPI			
Average RPI Loss: 82																							
DIV. I ONLY				22- 9		41		9- 1		103		115		57		57		13		13			
DIV. I NON-CONF.				7- 7		150		1- 1		88		88		109		108		14		14			
TOTALS				RPI 1-25		RPI 26-50		W-L RECORDS		RPI 51-100				RPI 150+									
22- 9				1- 2		0- 0		OVERALL		4- 4				14- 1									
15- 2				1- 0		0- 0		HOME		3- 2				9- 0									
7- 6				0- 1		0- 0		AWAY		1- 2				5- 1									
0- 1				0- 1		0- 0		NEUTRAL		0- 0				0- 0									
7- 7				1- 2		0- 0		NON-CONFERENCE		1- 3				4- 1									
5- 2				1- 0		0- 0		HOME		1- 2				3- 0									
2- 4				0- 1		0- 0		AWAY		0- 1				1- 1									
0- 1				0- 1		0- 0		NEUTRAL		0- 0				0- 0									
15- 2				0- 0		0- 0		CONFERENCE		3- 1				10- 0									
10- 0				0- 0		0- 0		HOME		2- 0				6- 0									
5- 2				0- 0		0- 0		AWAY		1- 1				4- 0									
0- 0				0- 0		0- 0		NEUTRAL		0- 0				0- 0									
RPI 1-25				RPI 26-50		RPI 51-100		Team's RPI: 57		RPI 101+													
RPI S	Opponent			Score		RPI S	Opponent			Score		RPI S	Opponent			Score							
14	H	Louisiana Tech			71 57					55	H	Liberty			57 71			104	A	Kentucky			88 83
17	N	Rutgers			52 64					59	A	Florida Int'l			80 68			105	A	Mississippi			45 79
18	A	Arkansas			61 71					59	H	Florida Int'l			75 57			109	A	Middle Tenn.			62 74
										63	H	Clemson			62 69			109	H	Middle Tenn.			84 73
										69	A	Western Ill.			62 66			109	H	Middle Tenn.			86 83
										86	A	South Ala.			61 65			156	H	New Mexico St.			80 54
										86	H	South Ala.			62 53			174	H	North Texas			89 85
										94	H	Louisville			87 67			174	H	North Texas			65 53
																		185	A	Ill. -Chicago			81 70
																		195	A	New Orleans			63 54
																		199	A	Arkansas St.			85 73
																		199	H	Arkansas St.			84 77
																		216	A	Tennessee Tech			55 61
																		226	A	Denver			77 63
																		235	H	Chicago St.			76 67
																		242	H	La. -Lafayette			71 43
																		270	H	Murray St.			67 60
																		285	H	Butler			86 57
																		308	A	Ark. -Little Rock			77 67
																		308	H	Ark. -Little Rock			78 42
								LAST 10 Division I GAMES:															
								17	N	Rutgers			52 64					235	H	Chicago St.			76 67
								109	H	Middle Tenn.			86 83					59	H	Florida Int'l			75 57
								86	H	South Ala.			62 53					199	A	Arkansas St.			85 73
								174	H	North Texas			65 53					308	A	Ark. -Little Rock			77 67
								109	H	Middle Tenn.			84 73					174	H	North Texas			89 85

Western Ky.

Non-Div I Games:

Western Ky.

Loss, 
Non-Conf, S Site, 
H Home
A Away 
N Neutral



Through Games of 2009 FIVE														
Average RPI Win:		203	WON-LOST		WINNING	LAST 10	STRENGTH OF		OPP. STRENGTH	TEAM	ADJ.	CONF.	ADJ CONF.	
Average RPI Loss:		97	RECORD		PCT. RANK	GAMES	SCHEDULE		OF SCHEDULE	RPI	RPI	RPI	RPI	
DIV. I ONLY		20- 12	86		7- 3		126		143		96	95	15	15
DIV. I NON-CONF.		6- 6	150		0- 1		92		125		113	113	15	15
-----														
TOTALS		RPI 1-25	RPI 26-50		W-L RECORDS		RPI 51-100		RPI 150+					
20- 12		0- 4	0- 0		OVERALL		4- 3		13- 3					
12- 2		0- 1	0- 0		HOME		2- 0		9- 1					
4- 9		0- 3	0- 0		AWAY		0- 2		3- 2					
4- 1		0- 0	0- 0		NEUTRAL		2- 1		1- 0					
6- 6		0- 4	0- 0		NON-CONFERENCE		1- 1		5- 0					
4- 1		0- 1	0- 0		HOME		1- 0		3- 0					
1- 4		0- 3	0- 0		AWAY		0- 0		1- 0					
1- 1		0- 0	0- 0		NEUTRAL		0- 1		1- 0					
14- 6		0- 0	0- 0		CONFERENCE		3- 2		8- 3					
8- 1		0- 0	0- 0		HOME		1- 0		6- 1					
3- 5		0- 0	0- 0		AWAY		0- 2		2- 2					
3- 0		0- 0	0- 0		NEUTRAL		2- 0		0- 0					
-----														
RPI 1-25		RPI 26-50		RPI 51-100		Team's RPI: 95		RPI 101+						
RPI S	Opponent	Score	RPI S	Opponent	Score	RPI S	Opponent	Score	RPI S	Opponent	Score			
8	A Purdue	65 73				69	N Western Ill.	76 84	117	H Miami (Ohio)	75 60			
9	A Kansas St.	75 92				72	A Ball St.	76 87	135	A Buffalo	70 73			
10	H North Carolina	76 79				72	N Ball St.	81 76	138	A Kent St.	73 58			
15	A Stanford	66 82				84	A Toledo	69 72	138	N Kent St.	87 72			
						84	H Toledo	87 60	148	A UMKC	62 75			
						84	N Toledo	60 57	177	A Northern Ill.	83 67			
						98	H Montana	76 64	177	H Northern Ill.	81 48			
									180	A Eastern Mich.	57 65			
									180	H Eastern Mich.	59 73			
									222	H Marshall	80 71			
									248	H Bowling Green	75 51			
									249	A Ohio	64 75			
									250	A Central Mich.	86 55			
									250	H Central Mich.	87 65			
									254	H Illinois St.	100 79			
									265	H Cleveland St.	93 78			
									285	A Butler	86 75			
									294	H IPFW	115 83			
									302	H Akron	96 60			
									302	H Akron	101 60			
									303	N Texas Southern	86 51			
-----														
LAST 10 Division I GAMES:														
			15	A Stanford	66 82		177	A Northern Ill.	83 67					
			72	N Ball St.	81 76		250	H Central Mich.	87 65					
			84	N Toledo	60 57		180	A Eastern Mich.	57 65					
			138	N Kent St.	87 72		72	A Ball St.	76 87					
			302	H Akron	101 60		84	H Toledo	87 60					

Western Mich.

Non-Div I Games:

Western Mich.

Loss, 
Non-Conf, S Site, 
H Home
A Away 
N Neutral



Average RPI Win:	170	WON-LOST	WINNING	LAST 10	STRENGTH OF	OPP. STRENGTH	TEAM	ADJ.	CONF.	ADJ CONF.
Average RPI Loss:	110	RECORD	PCT. RANK	GAMES	SCHEDULE	OF SCHEDULE	RPI	RPI	RPI	RPI

DIV. I ONLY	14- 14	159	3- 7	123	123	137	137	11	11
DIV. I NON-CONF.	6- 3	68	0- 0	166	146	93	91	12	12

TOTALS	RPI 1-25	RPI 26-50	W-L RECORDS	RPI 51-100	RPI 150+
14- 14	0- 0	1- 3	OVERALL	2- 5	8- 5
7- 5	0- 0	1- 1	HOME	1- 2	3- 2
6- 8	0- 0	0- 2	AWAY	1- 2	4- 3
1- 1	0- 0	0- 0	NEUTRAL	0- 1	1- 0
6- 3	0- 0	0- 2	NON-CONFERENCE	0- 0	4- 1
2- 1	0- 0	0- 1	HOME	0- 0	1- 0
3- 2	0- 0	0- 1	AWAY	0- 0	2- 1
1- 0	0- 0	0- 0	NEUTRAL	0- 0	1- 0
8- 11	0- 0	1- 1	CONFERENCE	2- 5	4- 4
5- 4	0- 0	1- 0	HOME	1- 2	2- 2
3- 6	0- 0	0- 1	AWAY	1- 2	2- 2
0- 1	0- 0	0- 0	NEUTRAL	0- 1	0- 0

RPI S	Opponent	Score	RPI S	Opponent	Score	RPI S	Opponent	Score	RPI S	Opponent	Score
			34	H Okl ahoma	64 70	75	A Indiana St.	93 86	115	A Drake	57 62
			38	A Wis.-Green Bay	73 81	75	H Indiana St.	87 84	115	H Drake	67 63
			50	A Creighton	76 84	75	N Indiana St.	60 81	142	A Okl ahoma St.	76 66
			50	H Creighton	74 73	78	A Southwest Mo. St.	66 79	146	H Kansas	84 58
						78	H Southwest Mo. St.	48 80	151	A Bradley	58 73
						89	A Northern Iowa	58 77	151	H Bradley	61 66
						89	H Northern Iowa	64 78	156	A New Mexico St.	60 76
									157	A Texas-San Antonio	63 54
									162	N Stephen F. Austin	75 55
									184	A Evansville	75 82
									184	H Evansville	74 67
									206	A Northern Ariz.	78 73
									254	A Illinois St.	78 57
									254	H Illinois St.	52 67
									260	A Southern Ill.	90 65
									260	H Southern Ill.	82 70
									295	H Ark.-Pine Bluff	98 51
LAST 10 Division I GAMES:											
			75	N Indiana St.	60 81	151	A Bradley	58 73			
			260	H Southern Ill.	82 70	254	H Illinois St.	52 67			
			184	H Evansville	74 67	75	H Indiana St.	87 84			
			78	A Southwest Mo. St.	66 79	50	A Creighton	76 84			
			89	A Northern Iowa	58 77	115	A Drake	57 62			

Non-Div I Games:

Wichita St.

Loss, 
Non-Conf, S Site, 
H Home
A Away 
N Neutral



Average RPI Win:		266	WON-LOST RECORD		8- 20	WINNING PCT. RANK		271	LAST 10 GAMES		2- 8	STRENGTH OF SCHEDULE		186	OPP. STRENGTH OF SCHEDULE		206	TEAM RPI		262	ADJ. RPI		262	CONF. RPI		16	ADJ CONF. RPI		16
Average RPI Loss:		134			4- 5			188			0- 0			129			267			173			173			16			16
TOTALS		RPI 1-25		RPI 26-50		W-L RECORDS		RPI 51-100		RPI 150+																			
8- 20		0- 0		0- 3		OVERALL		0- 6		8- 7																			
5- 7		0- 0		0- 1		HOME		0- 3		5- 1																			
2- 11		0- 0		0- 2		AWAY		0- 3		2- 4																			
1- 2		0- 0		0- 0		NEUTRAL		0- 0		1- 2																			
4- 5		0- 0		0- 1		NON-CONFERENCE		0- 2		4- 2																			
2- 1		0- 0		0- 0		HOME		0- 1		2- 0																			
1- 3		0- 0		0- 1		AWAY		0- 1		1- 1																			
1- 1		0- 0		0- 0		NEUTRAL		0- 0		1- 1																			
4- 15		0- 0		0- 2		CONFERENCE		0- 4		4- 5																			
3- 6		0- 0		0- 1		HOME		0- 2		3- 1																			
1- 8		0- 0		0- 1		AWAY		0- 2		1- 3																			
0- 1		0- 0		0- 0		NEUTRAL		0- 0		0- 1																			
RPI 1-25		RPI 26-50		RPI 51-100		RPI 101+ Team's RPI: 262																							
RPI S	Opponent	Score	RPI S	Opponent	Score	RPI S	Opponent	Score	RPI S	Opponent	Score																		
27	A New Mexi co	61 79	60	H Ri chmond	62 75	134	A James Madi son	67 72																					
44	A Ol d Domi ni on	44 83	65	A Mi ami (Fl a. )	57 85	134	H James Madi son	73 78																					
44	H Ol d Domi ni on	49 67	76	A Del aware	55 70	139	A George Mason	48 64																					
			76	H Del aware	60 62	139	H George Mason	53 66																					
			93	A UNC Wi l mi ngton	51 76	166	H El on	66 40																					
			93	H UNC Wi l mi ngton	44 59	178	A Ameri can	65 80																					
						200	A Va. Commonweal th	65 68																					
						200	H Va. Commonweal th	73 67																					
						202	N UC Irvi ne	67 70																					
						213	A Drexel	76 81																					
						213	H Drexel	46 57																					
						265	N Cle vel and St.	78 71																					
						278	A Hofstra	78 80																					
						278	H Hofstra	59 53																					
						278	N Hofstra	66 69																					
						288	A Norfol k St.	62 49																					
						304	H Gardner-Webb	84 56																					
						313	A Towson	62 35																					
						313	H Towson	66 43																					
LAST 10 Div si on I GAMES:																													
278	N Hofstra	66 69	93	A UNC Wi l mi ngton	51 76																								
44	H Ol d Domi ni on	49 67	76	H Del aware	60 62																								
200	H Va. Commonweal th	73 67	134	H James Madi son	73 78																								
44	A Ol d Domi ni on	44 83	278	A Hofstra	78 80																								
139	H George Mason	53 66	313	A Towson	62 35																								

William & Mary

W  
i  
l  
l  
i  
a  
m  
&  
M  
a  
r  
y

### Non-Div I Games:

William & Mary

Loss, Non-Conf, S Site, H Home A Away N Neutral



Through Games of 2005 FIVE										
Average RPI Win: 262		WON-LOST	WINNING	LAST 10	STRENGTH OF	OPP. STRENGTH	TEAM	ADJ.	CONF.	ADJ CONF.
Average RPI Loss: 193		RECORD	PCT. RANK	GAMES	SCHEDULE	OF SCHEDULE	RPI	RPI	RPI	RPI
DIV. I ONLY		8- 18	261	4- 6	311	253	293	293	26	26
DIV. I NON-CONF.		3- 6	230	1- 1	291	9	257	260	11	11
TOTALS		RPI 1-25	RPI 26-50	W-L RECORDS	RPI 51-100	RPI 150+				
8- 18	0- 0	0- 0	OVERALL	0- 3	8- 15					
5- 6	0- 0	0- 0	HOME	0- 1	5- 5					
2- 12	0- 0	0- 0	AWAY	0- 2	2- 10					
1- 0	0- 0	0- 0	NEUTRAL	0- 0	1- 0					
3- 6	0- 0	0- 0	NON-CONFERENCE	0- 1	3- 7					
1- 3	0- 0	0- 0	HOME	0- 0	1- 3					
1- 5	0- 0	0- 0	AWAY	0- 1	1- 4					
1- 0	0- 0	0- 0	NEUTRAL	0- 0	1- 0					
5- 10	0- 0	0- 0	CONFERENCE	0- 2	5- 8					
4- 3	0- 0	0- 0	HOME	0- 1	4- 2					
1- 7	0- 0	0- 0	AWAY	0- 1	1- 6					
0- 0	0- 0	0- 0	NEUTRAL	0- 0	0- 0					
RPI 1-25		RPI 26-50		RPI 51-100		RPI 101+		Team's RPI: 293		
RPI S	Opponent	Score	RPI S	Opponent	Score	RPI S	Opponent	Score		
55	A Li berty	35 53	166	A El on	39 62					
55	H Li berty	57 67	166	A El on	61 73					
63	A Cl emson	52 90	166	H El on	67 61					
			167	H Davi dson	59 76					
			176	A Hi gh Poi nt	55 56					
			176	H Hi gh Poi nt	66 72					
			195	N New Orle ans	71 64					
			205	A Bi rmi ngham-So.	43 66					
			205	H Bi rmi ngham-So.	63 67					
			219	A Coastal Caro.	71 78					
			219	H Coastal Caro.	87 80					
			239	A Charleston So.	49 62					
			239	H Charleston So.	71 69					
			246	A Ai r Force	71 78					
			249	H Oh i o	65 77					
			258	A Col . of Charleston	66 85					
			266	A Radford	59 61					
			266	H Radford	50 61					
			304	A Gardner-Webb	51 54					
			316	A UNC Asheville	64 62					
			316	H UNC Asheville	64 47					
			317	H Savannah St.	74 61					
			324	A Morris Brown	72 60					
LAST 10 Division I GAMES:										
166	A El on	61 73	219	H Coastal Caro.	87 80					
316	A UNC Asheville	64 62	266	A Radford	59 61					
55	A Li berty	35 53	205	H Bi rmi ngham-So.	63 67					
176	H Hi gh Poi nt	66 72	166	A El on	39 62					
239	H Charleston So.	71 69	324	A Morris Brown	72 60					

Non-Div	Games: Converse	83	49	Southern Va.	78	37
---------	-----------------	----	----	--------------	----	----

Wi nthrop

Loss, Non-Conf, S Site, H Home A Away N Neutral

Page 320



Average RPI Win:	188	WON-LOST RECORD	WINNING PCT. RANK	LAST 10 GAMES	STRENGTH OF SCHEDULE	OPP. STRENGTH OF SCHEDULE	TEAM RPI	ADJ. RPI	CONF. RPI	ADJ CONF. RPI
Average RPI Loss:	70									
DIV. I ONLY	28- 4	5	9- 1	175	130	36	38	25	25	
DIV. I NON-CONF.	10- 3	30	1- 1	39	19	17	18	21	21	
TOTALS	RPI 1-25	RPI 26-50	W-L RECORDS	RPI 51-100	RPI 150+					
28- 4	1- 2	2- 1	OVERALL	2- 0	20- 1					
18- 1	1- 1	0- 0	HOME	2- 0	12- 0					
9- 2	0- 0	1- 1	AWAY	0- 0	8- 1					
1- 1	0- 1	1- 0	NEUTRAL	0- 0	0- 0					
10- 3	1- 2	2- 1	NON-CONFERENCE	2- 0	2- 0					
7- 1	1- 1	0- 0	HOME	2- 0	1- 0					
2- 1	0- 0	1- 1	AWAY	0- 0	1- 0					
1- 1	0- 1	1- 0	NEUTRAL	0- 0	0- 0					
18- 1	0- 0	0- 0	CONFERENCE	0- 0	18- 1					
11- 0	0- 0	0- 0	HOME	0- 0	11- 0					
7- 1	0- 0	0- 0	AWAY	0- 0	7- 1					
0- 0	0- 0	0- 0	NEUTRAL	0- 0	0- 0					
RPI S Opponent	RPI 1-25 Score	RPI S Opponent	RPI 26-50 Score	Team's RPI: 38	RPI S Opponent	RPI 51-100 Score	RPI S Opponent	RPI 101+ Score		
4 N LSU	69 80	31 A TCU	60 58		65 H Miami (Fla.)	83 72	106 H Oregon	69 53		
9 H Kansas St.	75 80	36 A Illinois	65 78		80 H Marquette	58 47	136 H Southeast Mo. St.	74 49		
20 H Ohio St.	74 64	48 N Washington	78 65				137 H Wichita St.	81 73		
							169 A Wis.-Milwaukee	61 60		
							169 H Wis.-Milwaukee	75 50		
							171 A Wisconsin	77 52		
							181 H Fairfield	80 52		
							185 A Ill.-Chicago	78 59		
							185 H Ill.-Chicago	97 56		
							211 A Loyola (Ill.)	76 53		
							211 H Loyola (Ill.)	98 61		
							211 H Loyola (Ill.)	70 52		
							231 A Wright St.	70 73		
							231 H Wright St.	96 68		
							245 A Detroit	76 52		
							245 H Detroit	86 53		
							245 H Detroit	83 59		
							265 A Cleveland St.	79 59		
							265 H Cleveland St.	93 73		
							285 A Butler	75 36		
							285 H Butler	80 48		
							285 H Butler	86 51		
							298 A Youngstown St.	85 64		
							298 H Youngstown St.	95 53		
		LAST 10 Division I Games:								
		4 N LSU	69 80		231 H Wright St.	96 68				
		48 N Washington	78 65		285 H Butler	80 48				
		245 H Detroit	83 59		169 H Wis.-Milwaukee	75 50				
		211 H Loyola (Ill.)	70 52		298 A Youngstown St.	85 64				
		285 H Butler	86 51		211 H Loyola (Ill.)	98 61				

Non-Div I Games:

Wis.-Green Bay

Loss, Non-Conf, S Site, H Home A Away N Neutral







Average RPI Win: 150		WON-LOST	WINNING	LAST 10	STRENGTH OF	OPP. STRENGTH	TEAM	ADJ.	CONF.	ADJ CONF.
Average RPI Loss: 65		RECORD	PCT. RANK	GAMES	SCHEDULE	OF SCHEDULE	RPI	RPI	RPI	RPI
DIV. I ONLY	7- 21	287	3- 7	40	55	174	171	4	4	
DIV. I NON-CONF.	2- 9	283	0- 0	65	145	214	210	3	3	
-----										
TOTALS	RPI 1-25	RPI 26-50	W-L RECORDS	RPI 51-100	RPI 150+					
7- 21	0- 6	1- 5	OVERALL	2- 5	3- 2					
3- 11	0- 3	1- 2	HOME	1- 4	1- 1					
3- 9	0- 3	0- 3	AWAY	1- 1	1- 1					
1- 1	0- 0	0- 0	NEUTRAL	0- 0	1- 0					
2- 9	0- 0	0- 4	NON-CONFERENCE	0- 2	2- 2					
1- 5	0- 0	0- 2	HOME	0- 2	1- 1					
0- 4	0- 0	0- 2	AWAY	0- 0	0- 1					
1- 0	0- 0	0- 0	NEUTRAL	0- 0	1- 0					
5- 12	0- 6	1- 1	CONFERENCE	2- 3	1- 0					
2- 6	0- 3	1- 0	HOME	1- 2	0- 0					
3- 5	0- 3	0- 1	AWAY	1- 1	1- 0					
0- 1	0- 0	0- 0	NEUTRAL	0- 0	0- 0					
-----										
RPI 1-25		RPI 26-50		RPI 51-100		RPI 101+		Team's RPI: 171		
RPI S	Opponent	Score	RPI S	Opponent	Score	RPI S	Opponent	Score		
8 H	Purdue	53 59	29 H	Ari zona	55 62	53 A	Iowa	60 77	115 A	Drake 49 59
16 A	Penn St.	55 76	36 A	Illi noi s	56 73	53 H	Iowa	59 76	144 A	Indi ana 69 58
16 H	Penn St.	55 86	36 H	Illi noi s	69 59	58 H	Mi chi gan St.	43 58	144 H	Indi ana 48 49
20 A	Ohi o St.	40 63	38 H	Wi s. -Green Bay	52 77	72 H	Ball St.	81 82	144 N	Indi ana 51 52
20 H	Ohi o St.	42 57	43 A	Pepperdi ne	67 76	80 H	Marquette	54 72	165 H	San Franci sco 67 70
24 A	Mi nnesota	53 76	48 A	Washi ngton	69 81	90 A	Mi chi gan	58 52	175 A	Northwestern 66 49
-----										
-----										
-----										
-----										
-----										
-----										
-----										
-----										
-----										
-----										
-----										
-----										
-----										
-----										
-----										
-----										
-----										
-----										
-----										
-----										
-----										
-----										
-----										
-----										
-----										
-----										
-----										
-----										
-----										
-----										
-----										
-----										
-----										
-----										
-----										
-----										
-----										
-----										
-----										
-----										
-----										
-----										
-----										
-----										
-----										
-----										
-----										
-----										
-----										
-----										
-----										
-----										
-----										
-----										
-----										
-----										
-----										
-----										
-----										
-----										
-----										
-----										
-----										
-----										
-----										
-----										
-----										
-----										
-----										
-----										
-----										
-----										
-----										
-----										
-----										
-----										
-----										
-----										
-----										
-----										
-----										
-----										
-----										
-----										
-----										
-----										
-----										
-----										
-----										
-----										
-----										
-----										
-----										
-----										
-----										
-----										
-----										
-----										
-----										
-----										
-----										
-----										
-----										
-----										
-----										
-----										
-----										
-----										
-----										
-----										
-----										
-----										
-----										
-----										
-----										
-----										
-----										
-----										
-----										
-----										
-----										
-----										
-----										
-----										
-----										
-----										
-----										
-----										
-----										
-----										
-----										
-----										
-----										
-----										
-----										
-----										
-----										
-----										
-----										
-----										
-----										
-----										
-----										
-----										
-----										
-----										
-----										
-----										
-----										
-----										
-----										
-----										
-----										
-----										
-----										
-----										
-----										
-----										
-----										
-----										
-----										
-----										
-----										
-----										
-----										
-----										
-----										
-----										
-----										
-----										
-----										
-----										
-----										
-----										
-----										
-----										
-----										
-----										
-----										
-----										
-----										
-----										
-----										
-----										
-----										
-----										
-----										
-----										
-----										
-----										
-----										
-----										
-----										
-----										
-----										
-----										
-----										
-----										
-----										
-----										
-----										
-----										
-----										
-----										
-----										
-----										
-----										
-----										
-----										
-----										
-----										
-----										
-----										
-----										
-----										
-----										
-----										
-----										
-----										
-----										
-----										
-----										
-----										
-----										
-----										
-----										
-----										
-----										
-----										
-----										
-----										
-----										
-----										
-----										
-----										
-----										
-----										
-----										
-----										
-----										
-----										

Non-Div I Games:

Wisconsin



Through Games of 2005 FIVE										
Average RPI Win: 194		WON-LOST	WINNING	LAST 10	STRENGTH OF	OPP. STRENGTH	TEAM	ADJ.	CONF.	ADJ CONF.
Average RPI Loss: 157		RECORD	PCT. RANK	GAMES	SCHEDULE	OF SCHEDULE	RPI	RPI	RPI	RPI
DIV. I ONLY		2- 24	314	0- 10	135	185	296	296	14	14
DIV. I NON-CONF.		1- 6	295	0- 0	89	241	253	254	17	17
<hr/>										
TOTALS		RPI 1-25	RPI 26-50		W-L RECORDS		RPI 51-100		RPI 150+	
2- 24		0- 1	0- 2		OVERALL		0- 0		2- 12	
1- 10		0- 0	0- 1		HOME		0- 0		1- 6	
0- 12		0- 1	0- 1		AWAY		0- 0		0- 5	
1- 2		0- 0	0- 0		NEUTRAL		0- 0		1- 1	
1- 6		0- 1	0- 0		NON-CONFERENCE		0- 0		1- 2	
0- 2		0- 0	0- 0		HOME		0- 0		0- 2	
0- 3		0- 1	0- 0		AWAY		0- 0		0- 0	
1- 1		0- 0	0- 0		NEUTRAL		0- 0		1- 0	
1- 18		0- 0	0- 2		CONFERENCE		0- 0		1- 10	
1- 8		0- 0	0- 1		HOME		0- 0		1- 4	
0- 9		0- 0	0- 1		AWAY		0- 0		0- 5	
0- 1		0- 0	0- 0		NEUTRAL		0- 0		0- 1	
<hr/>										
RPI 1-25		RPI 26-50		RPI 51-100		RPI 101+		Team's RPI: 296		
RPI S	Opponent	Score	RPI S	Opponent	Score	RPI S	Opponent	Score		
21	A South Carol in a	46 99	37	A Chattanooga	47 76		107	N Houston	61 78	
			37	H Chattanooga	57 94		112	A Western Caro.	59 75	
							112	H Western Caro.	53 70	
							119	A Ga. Southern	61 75	
							119	H Ga. Southern	59 74	
							124	A Furman	64 90	
							124	H Furman	53 95	
							141	A Georgi a St.	58 59	
							144	A Indi ana	34 90	
							152	A UNC Greensboro	43 76	
							152	H UNC Greensboro	61 50	
							167	A Davi dson	52 82	
							167	H Davi dson	48 73	
							167	N Davi dson	70 72	
							197	H Bel mont	51 76	
							219	H Coastal Caro.	72 74	
							230	A Appal achi an St.	65 84	
							230	H Appal achi an St.	59 73	
							235	N Chi cago St.	65 61	
							258	A Col . of Charleston	63 81	
							258	H Col . of Charleston	67 79	
							261	A East Tenn. St.	79 85	
							261	H East Tenn. St.	65 70	
<hr/>										
LAST 10 Div sion I GAMES:										
			167	N Davi dson	70 72	167	A Davi dson	52 82		
			261	A East Tenn. St.	79 85	124	H Furman	53 95		
			37	H Chattanooga	57 94	152	A UNC Greensboro	43 76		
			119	H Ga. Southern	59 74	112	A Western Caro.	59 75		
			230	A Appal achi an St.	65 84	258	H Col . of Charleston	67 79		

Wofford

Non-Di v I Games: Limestone

87 48

Montreat

80 61

Wofford

Loss, 
Non-Conf, 
S Site, 
H Home
A Away
N Neutral



Average RPI Win: 249

Average RPI Loss: 141

WON-LOST  
RECORDWINNING  
PCT. RANKLAST 10  
GAMESSTRENGTH OF  
SCHEDULEOPP. STRENGTH  
OF SCHEDULETEAM  
RPIADJ.  
RPICONF.  
RPIADJ CONF.  
RPI

DIV. I ONLY

11- 17

222

4- 6

207

190

234

231

25

25

DIV. I NON-CONF.

3- 8

254

0- 0

123

124

217

215

21

21

TOTALS

RPI 1-25

RPI 26-50

W-L RECORDS

RPI 51-100

RPI 150+

11- 17

0- 2

1- 1

OVERALL

0- 2

10- 9

6- 7

0- 1

1- 0

HOME

0- 1

5- 4

5- 9

0- 1

0- 1

AWAY

0- 1

5- 4

0- 1

0- 0

0- 0

NEUTRAL

0- 0

0- 1

3- 8

0- 2

0- 0

NON-CONFERENCE

0- 2

3- 1

1- 4

0- 1

0- 0

HOME

0- 1

1- 1

2- 4

0- 1

0- 0

AWAY

0- 1

2- 0

0- 0

0- 0

0- 0

NEUTRAL

0- 0

0- 0

8- 9

0- 0

1- 1

CONFERENCE

0- 0

7- 8

5- 3

0- 0

1- 0

HOME

0- 0

4- 3

3- 5

0- 0

0- 1

AWAY

0- 0

3- 4

0- 1

0- 0

0- 0

NEUTRAL

0- 0

0- 1

RPI 1-25

RPI	S	Opponent	Score
2	A	Connecticut	39 85
24	H	Minnesota	54 88

RPI 26-50

RPI	S	Opponent	Score
38	A	Wis.-Green Bay	68 96
38	H	Wis.-Green Bay	73 70

RPI 51-100

RPI	S	Opponent	Score
61	A	Florida St.	69 84
72	H	Ball St.	46 82

RPI 101+

Team's RPI: 231

RPI	S	Opponent	Score
103	H	Dayton	72 84
117	A	Miami (Ohio)	69 110
123	A	West Virginia	53 71
158	H	Texas A&M	68 85
169	A	Wis.-Milwaukee	75 83
169	H	Wis.-Milwaukee	65 76
185	A	Ill.-Chicago	66 82
185	H	Ill.-Chicago	57 76
211	A	Loyola (Ill.)	65 61
211	H	Loyola (Ill.)	57 61
211	N	Loyola (Ill.)	65 81
245	A	Detroit	70 65
245	H	Detroit	67 65
263	A	Stony Brook	69 53
265	A	Cleveland St.	58 79
265	H	Cleveland St.	68 64
285	A	Butler	82 65
285	H	Butler	63 55
294	H	IPFW	65 60
298	A	Youngstown St.	68 80
298	H	Youngstown St.	69 52
307	A	Tennessee St.	84 68

LAST 10 Division I GAMES:

211	N	Loyola (Ill.)	65 81	245	H	Detroit	67 65
38	A	Wis.-Green Bay	68 96	265	A	Cleveland St.	58 79
169	A	Wis.-Milwaukee	75 83	211	A	Loyola (Ill.)	65 61
298	H	Youngstown St.	69 52	185	H	Ill.-Chicago	57 76
285	H	Butler	63 55	298	A	Youngstown St.	68 80

Wright St.

Wright St.

Non-Div I Games:

Wright St.

Loss, 
 Non-Conf, S Site, 
 H Home
A Away 
 N Neutral



Average RPI Win: 172  
Average RPI Loss: 49

WON-LOST  
RECORD

WINNING  
PCT. RANK

LAST 10  
GAMES

STRENGTH OF  
SCHEDULE

OPP. STRENGTH  
OF SCHEDULE

TEAM  
RPI

ADJ.  
RPI

CONF.  
RPI

ADJ CONF.  
RPI

DIV. I ONLY	16- 12	113	4- 6	86	81	78	81	6	6
DIV. I NON-CONF.	9- 3	38	1- 0	149	121	64	64	9	9

TOTALS	RPI 1-25	RPI 26-50	W-L RECORDS	RPI 51-100	RPI 150+
16- 12	0- 1	2- 7	OVERALL	3- 2	10- 0
8- 5	0- 1	2- 2	HOME	3- 1	3- 0
7- 6	0- 0	0- 4	AWAY	0- 1	7- 0
1- 1	0- 0	0- 1	NEUTRAL	0- 0	0- 0
9- 3	0- 1	0- 1	NON-CONFERENCE	2- 1	6- 0
3- 3	0- 1	0- 1	HOME	2- 1	1- 0
5- 0	0- 0	0- 0	AWAY	0- 0	5- 0
1- 0	0- 0	0- 0	NEUTRAL	0- 0	0- 0
7- 9	0- 0	2- 6	CONFERENCE	1- 1	4- 0
5- 2	0- 0	2- 1	HOME	1- 0	2- 0
2- 6	0- 0	0- 4	AWAY	0- 1	2- 0
0- 1	0- 0	0- 1	NEUTRAL	0- 0	0- 0

RPI S	Opponent	Score
7	H Texas Tech	64 84

RPI S	Opponent	Score
26	H Col orado	62 73
27	A New Mexico	37 70
27	H New Mexico	71 58
28	A Utah	47 63
28	H Utah	59 70
47	A Col orado St.	51 73
47	A Col orado St.	64 73
47	H Col orado St.	69 64
47	N Col orado St.	56 59

RPI S	Opponent	Score
51	A Bri gham Young	59 67
51	H Bri gham Young	66 59
62	H Weber St.	63 65
82	H Montana St.	74 65
98	H Montana	76 74

RPI S	Opponent	Score
101	N Ri ce	82 64
111	A UNLV	65 68
111	H UNLV	70 80
188	A Portl and	76 67
193	A Eastern Wash.	64 50
206	A Northern Ari z.	56 51
215	A San Di ego St.	66 52
215	H San Di ego St.	60 43
246	A Ai r Force	78 49
246	H Ai r Force	68 53
253	A Washi ngton St.	82 51
272	H Id aho St.	69 44
315	A Cal St. Northri dge	97 75

LAST 10 Div sion I GAMES:

47	A Col orado St.	64 73	47	A Col orado St.	51 73
98	H Montana	76 74	246	A Ai r Force	78 49
47	N Col orado St.	56 59	27	A New Mexi co	37 70
111	H UNLV	70 80	28	H Utah	59 70
215	H San Di ego St.	60 43	51	H Bri gham Young	66 59

Non-Di v I Games: Al as. Fai rbanks 76 55 Mesa St. 75 47

Wyoming

Loss, Non-Conf, S Site, H Home A Away N Neutral



Average RPI Win: 129		WON-LOST RECORD	WINNING PCT. RANK	LAST 10 GAMES	STRENGTH OF SCHEDULE	OPP. STRENGTH OF SCHEDULE	TEAM RPI	ADJ. RPI	CONF. RPI	ADJ CONF. RPI	
DIV. I ONLY		20- 10	58	6- 4	45	87	40	40	8	8	
DIV. I NON-CONF.		8- 4	68	0- 1	53	116	47	46	7	7	
TOTALS		RPI 1-25	RPI 26-50	W-L RECORDS	RPI 51-100	RPI 150+					
20- 10		1- 2	1- 4	OVERALL	8- 2	5- 0					
12- 1		1- 0	0- 0	HOME	4- 1	3- 0					
6- 8		0- 2	1- 3	AWAY	3- 1	1- 0					
2- 1		0- 0	0- 1	NEUTRAL	1- 0	1- 0					
8- 4		0- 1	1- 3	NON-CONFERENCE	2- 0	4- 0					
5- 0		0- 0	0- 0	HOME	2- 0	2- 0					
2- 3		0- 1	1- 2	AWAY	0- 0	1- 0					
1- 1		0- 0	0- 1	NEUTRAL	0- 0	1- 0					
12- 6		1- 1	0- 1	CONFERENCE	6- 2	1- 0					
7- 1		1- 0	0- 0	HOME	2- 1	1- 0					
4- 5		0- 1	0- 1	AWAY	3- 1	0- 0					
1- 0		0- 0	0- 0	NEUTRAL	1- 0	0- 0					
RPI 1-25		RPI 26-50	Team's RPI: 40	RPI 51-100	RPI 101+						
RPI S	Opponent	Score	RPI S	Opponent	Score	RPI S	Opponent	Score	RPI S	Opponent	Score
11	A Mi ssi ssi ppi St.	64 78	39	A St. Joseph's	64 67	60	A Ri chmond	72 67	103	A Dayton	65 82
23	A George Washi ngton	57 70	41	A Ci nci nnati	56 61	60	H Ri chmond	56 61	103	H Dayton	72 64
23	H George Washi ngton	94 92	42	N UC Santa Barb.	62 71	68	A Templ e	64 56	122	H Massachusetts	77 65
			43	A Pepperdi ne	62 54	75	H Indi ana St.	78 65	127	H Pi ttsburgh	82 65
			47	A Col orado St.	64 68	90	H Mi chi gan	75 64	129	A Rhode Isl and	48 52
						96	A La Sal le	65 51	129	H Rhode Isl and	70 45
						96	H La Sal le	73 54	143	A Fordham	69 56
						96	N La Sal le	74 58	218	N La. -Monroe	80 61
						97	A Duquesne	69 75	228	H St. Bonaventure	65 45
						97	H Duquesne	65 57	229	H Col umbi a	61 38
									240	A Li pscomb	68 67
									287	H Central Conn. St.	68 40
			LAST 10 Div			sion I GAMES:					
			42	N UC Santa Barb.	62 71	228	H St. Bonaventure	65 45			
			129	A Rhode Isl and	48 52	96	A La Sal le	65 51			
			96	N La Sal le	74 58	68	A Templ e	64 56			
			103	H Dayton	72 64	23	H George Washi ngton	94 92			
			97	A Duquesne	69 75	60	H Ri chmond	56 61			

Non-Di v I Games:

Xavi er



Team				Through Games of 2005 FINAL							
Average RPI Win:		244	WON-LOST	WINNING	LAST 10	STRENGTH OF	OPP. STRENGTH	TEAM	ADJ.	CONF.	ADJ. CONF.
Average RPI Loss:		192	RECORD	PCT. RANK	GAMES	SCHEDULE	OF SCHEDULE	RPI	RPI	RPI	RPI
DIV. I ONLY		6- 21	296	2- 8		224	277	290	291	20	20
DIV. I NON-CONF.		3- 10	270	0- 0		258	311	297	300	22	23
<hr/>											
TOTALS		RPI 1-25		RPI 26-50		W-L RECORDS		RPI 51-100		RPI 150+	
6- 21		0- 0		0- 2		OVERALL		0- 1		6- 17	
2- 8		0- 0		0- 1		HOME		0- 0		2- 7	
4- 10		0- 0		0- 1		AWAY		0- 0		4- 8	
0- 3		0- 0		0- 0		NEUTRAL		0- 1		0- 2	
3- 10		0- 0		0- 0		NON-CONFERENCE		0- 1		3- 8	
1- 2		0- 0		0- 0		HOME		0- 0		1- 2	
2- 5		0- 0		0- 0		AWAY		0- 0		2- 4	
0- 3		0- 0		0- 0		NEUTRAL		0- 1		0- 2	
3- 11		0- 0		0- 2		CONFERENCE		0- 0		3- 9	
1- 6		0- 0		0- 1		HOME		0- 0		1- 5	
2- 5		0- 0		0- 1		AWAY		0- 0		2- 4	
0- 0		0- 0		0- 0		NEUTRAL		0- 0		0- 0	
<hr/>											
RPI 1-25		RPI 26-50		RPI 51-100		RPI 101+		Team's RPI : 291			
RPI S	Opponent	Score	RPI S	Opponent	Score	RPI S	Opponent	Score	RPI S	Opponent	Score
45	A Harvard	54 79	45	H Harvard	65 69	70	N Mai ne	62 92	125	A Vermont	68 71
									154	A Pennsylvani a	75 63
									154	H Pennsylvani a	65 71
									159	A Brown	55 70
									159	H Brown	77 84
									163	A Dartmouth	72 85
									163	H Dartmouth	77 84
									175	A Northwestern	44 54
									186	H Qui nni pi ac	73 77
									186	H Sacred Heart	54 70
									225	N Navy	69 77
									229	A Col umbi a	71 60
									229	H Col umbi a	61 58
									236	A Army	59 60
									250	N Central Mi ch.	39 49
									255	A Hartford	77 56
									268	A Pri nceton	71 74
									268	H Pri nceton	92 94
									276	A Cornell	53 61
									276	H Cornell	70 80
									284	A Albany (N. Y. )	76 88
									287	A Central Conn. St.	78 65
									309	H Lafayette	74 49
									310	A Fai rlei gh Di cki nson	67 71
LAST 10 Division I GAMES:											
163	H Dartmouth	77 84	276	A Cornell	53 61						
45	H Harvard	65 69	268	H Pri nceton	92 94						
154	A Pennsylvani a	75 63	154	H Pennsylvani a	65 71						
268	A Pri nceton	71 74	45	A Harvard	54 79						
229	A Col umbi a	71 60	163	A Dartmouth	72 85						

### Non-Div l Games:

Yal e

Loss, Non-Conf, S Site, H Home A Away N Neutral



Youngstown St.				WON-LOST RECORD		WINNING PCT. RANK		LAST 10 GAMES		STRENGTH OF SCHEDULE		OPP. STRENGTH OF SCHEDULE		TEAM RPI		ADJ. RPI		CONF. RPI		ADJ CONF. RPI							
Average RPI Win: 278																											
Average RPI Loss: 172																											
DIV. I ONLY				6- 22		299		2- 8		268		216		298		298		25		25							
DIV. I NON-CONF.				3- 8		254		0- 0		219		192		261		259		21		21							
TOTALS				RPI 1-25		RPI 26-50		W-L RECORDS		RPI 51-100				RPI 150+													
6- 22				0- 2		0- 2		OVERALL		0- 1				6- 14													
4- 9				0- 0		0- 1		HOME		0- 1				4- 5													
2- 11				0- 2		0- 1		AWAY		0- 0				2- 7													
0- 2				0- 0		0- 0		NEUTRAL		0- 0				0- 2													
3- 8				0- 2		0- 0		NON-CONFERENCE		0- 1				3- 2													
2- 3				0- 0		0- 0		HOME		0- 1				2- 0													
1- 4				0- 2		0- 0		AWAY		0- 0				1- 1													
0- 1				0- 0		0- 0		NEUTRAL		0- 0				0- 1													
3- 14				0- 0		0- 2		CONFERENCE		0- 0				3- 12													
2- 6				0- 0		0- 1		HOME		0- 0				2- 5													
1- 7				0- 0		0- 1		AWAY		0- 0				1- 6													
0- 1				0- 0		0- 0		NEUTRAL		0- 0				0- 1													
RPI 1-25				RPI 26-50				RPI 51-100				RPI 101+ Team's RPI: 298															
RPI S	Opponent			Score		RPI S	Opponent			Score		RPI S	Opponent			Score		RPI S	Opponent			Score					
12	A	Vanderbi l t		60 91		38	A	Wi s. -Green Bay			53 95		84	H	Tol edo		61 70		113	H	Ni agara		62 80				
20	A	Ohi o St.		45 76		38	H	Wi s. -Green Bay			64 85								135	H	Buffal o		80 86				
																		138	A	Kent St.		70 74					
																		169	A	Wi s. -Mi l waukee		54 74					
																		169	H	Wi s. -Mi l waukee		59 79					
																		185	A	Ill. -Chi cago		60 76					
																		185	H	Ill. -Chi cago		69 75					
																		211	A	Loyol a (Ill.)		62 73					
																		211	H	Loyol a (Ill.)		63 84					
																		231	A	Wri ght St.		52 69					
																		231	H	Wri ght St.		80 68					
																		245	A	Detroi t		58 69					
																		245	H	Detroi t		69 74					
																		248	A	Bowl ing Green		70 64					
																		250	N	Central Mi ch.		51 56					
																		265	A	Clevel and St.		44 81					
																		265	H	Clevel and St.		72 89					
																		285	A	Butl er		80 74					
																		285	H	Butl er		72 69					
																		285	N	Butl er		71 77					
																		294	A	I PFW		77 80					
																		302	H	Akron		68 59					
																		318	H	Robert Morris		82 68					
						LAST 10 Division I GAMES:																					
						285 N Butl er						71 77		38 H Wi s. -Green Bay						64 85							
						185 H Ill. -Chi cago						69 75		169 A Wi s. -Mi l waukee						54 74							
						245 H Detroi t						69 74		265 H Clevel and St.						72 89							
						231 A Wri ght St.						52 69		211 A Loyol a (Ill.)						62 73							
						285 A Butl er						80 74		231 H Wri ght St.						80 68							