

Average RPI Win:		37	WON-LOST		WINNING		LAST 10		STRENGTH OF		OPP. STRENGTH		TEAM	ADJ		CONF.		ADJ CONF.	
Average RPI Loss:		0	RECORD		PCT. RANK		GAMES		SCHEDULE		OF SCHEDULE		RPI	RPI		RPI		RPI	
DIV. I ONLY			26-0-0		1	1	10-0-0		2		1		1	.78668		1	1	1	
DIV. I NON-CONF.			16-0-0		1	1	6-0-0		9		6		2	.76188		2	1	1	
TOTALS		RPI 1-25		RPI 26-50		W-L RECORDS		RPI 51-100		RPI 101-150		RPI 150+							
26-0-0		12-0-0		9-0-0		OVERALL		3-0-0		1-0-0		1-0-0							
10-0-0		2-0-0		6-0-0		HOME		1-0-0		0-0-0		1-0-0							
5-0-0		3-0-0		1-0-0		AWAY		1-0-0		0-0-0		0-0-0							
11-0-0		7-0-0		2-0-0		NEUTRAL		1-0-0		1-0-0		0-0-0							
16-0-0		6-0-0		5-0-0		NON-CONFERENCE		3-0-0		1-0-0		1-0-0							
6-0-0		1-0-0		3-0-0		HOME		1-0-0		0-0-0		1-0-0							
2-0-0		0-0-0		1-0-		AWAY		1-0-0		0-0-0		0-0-0							
8-0-0		5-0-0		1-0-0		NEUTRAL		1-0-0		1-0-0		0-0-0							
10-0-0		6-0-0		4-0-0		CONFERENCE		0-0-0		0-0-0		0-0-0							
4-0-0		1-0-0		3-0-0		HOME		0-0-0		0-0-0		0-0-0							
3-0-0		3-0-0		0-0-0		AWAY		0-0-0		0-0-0		0-0-0							
3-0-0		2-0-0		1-0-0		NEUTRAL		0-0-0		0-0-0		0-0-0							
RPI	S	Opponent		Score		RPI	S	Opponent		Score		RPI	S	Opponent		Score			
3	N	UCLA		3	0	26	H	Clemson		6	1	61	H	Kentucky		4	0		
3	N	UCLA		5	2	27	N	Texas		1	0	62	A	Navy		1	0		
4	H	Florida St.		1	0	28	H	Nebraska		6	0	83	N	Richmond		2	0		
4	N	Florida St.		3	2	31	H	Wake Forest		6	0								
7	N	Connecticut		6	0	33	H	Purdue		7	0								
10	H	Santa Clara		3	0	36	H	UNC Greensboro		5	0								
11	A	Virginia		3	1	45	A	Washington		2	1								
12	A	Duke		4	0	50	H	North Carolina St.		4	1								
12	N	Duke		6	1	50	N	North Carolina St.		6	2								
15	N	Villanova		3	0														
18	N	Texas A&M		1	0														
20	A	Maryland		4	0														
						LAST 10 GAMES													
						7	N	Connecticut		6	0	215	H	High Point		8	0		
						3	N	UCLA		3	0	4	N	Florida St.		3	2		
						10	H	Santa Clara		3	0	12	N	Duke		6	1		
						33	H	Purdue		7	0	50	N	North Carolina St.		6	2		
						36	H	UNC Greensboro		5	0	4	H	Florida St.		1	0		

Average RPI Win:		51	WON-LOST RECORD		WINNING PCT. RANK		LAST 10 GAMES		STRENGTH OF SCHEDULE		OPP. STRENGTH OF SCHEDULE		TEAM RPI		ADJ RPI		CONF. RPI		ADJ CONF. RPI				
Average RPI Loss:		28																					
DIV. I ONLY			19-4-2		.8		11		7-2-1		3		8		2		.70847		2				
DIV. I NON-CONF.			9-2-0		.81818		15		1-1-0		8		12		4		.69675		4				
TOTALS		RPI 1-25		RPI 26-50		W-L RECORDS		RPI 51-100		RPI 101-150		RPI 150+											
19-4-2		4-3-1		10-0-0		OVERALL		2-1-1		2-0-0		1-0-0											
14-1-1		4-1-0		5-0-0		HOME		2-0-1		2-0-0		1-0-0											
3-3-1		0-2-0		3-0-0		AWAY		0-1-0		0-0-0		0-0-0											
2-0-1		0-0-1		2-0-0		NEUTRAL		0-0-0		0-0-0		0-0-0											
9-2-0		2-2-0		4-0-0		NON-CONFERENCE		1-0-0		1-0-0		1-0-0											
8-1-0		2-1-0		3-0-0		HOME		1-0-0		1-0-0		1-0-0											
1-1-0		0-1-0		1-0-		AWAY		0-0-0		0-0-0		0-0-0											
0-0-0		0-0-0		0-0-0		NEUTRAL		0-0-0		0-0-0		0-0-0											
10-2-2		2-1-1		6-0-0		CONFERENCE		1-1-1		1-0-0		0-0-0											
6-0-1		2-0-0		2-0-0		HOME		1-0-1		1-0-0		0-0-0											
2-2-0		0-1-0		2-0-0		AWAY		0-1-0		0-0-0		0-0-0											
2-0-1		0-0-1		2-0-0		NEUTRAL		0-0-0		0-0-0		0-0-0											
RPI	S	Opponent		Score		RPI	S	Opponent		Score		RPI	S	Opponent		Score							
4	H	Florida St.		2	0	29	A	Mississippi		1	0	52	H	Missouri		4	0	105	H	Alabama	5	0	
4	H	Florida St.		1	2	29	H	Mississippi		4	3	61	H	Kentucky		1	1	129	H	East Caro.	2	1	
5	H	Penn St.		2	1	35	A	Georgia		2	1	72	H	South Carolina		2	0	202	H	Jacksonville	6	2	
8	A	Tennessee		0	2	35	N	Georgia		4	1	76	A	Mississippi St.		0	1						
8	H	Tennessee		1	0	38	H	Southern California		4	3												
8	N	Tennessee		1	1	41	H	UCF		3	1												
13	H	Auburn		1	0	41	H	UCF		3	2												
24	A	Utah		0	1	46	H	Vanderbilt		3	1												
						46	N	Vanderbilt		3	1												
						48	A	Brigham Young		3	2												
LAST 10 GAMES																							
						4	H	Florida St.		1	2	35	N	Georgia		4	1						
						8	H	Tennessee		1	0	46	N	Vanderbilt		3	1						
						29	H	Mississippi		4	3	72	H	South Carolina		2	0						
						41	H	UCF		3	2	29	A	Mississippi		1	0						
						8	N	Tennessee		1	1	76	A	Mississippi St.		0	1						

Non-Div. I Games:

Florida

Average RPI Win: 70		WON-LOST RECORD		WINNING PCT. RANK		LAST 10 GAMES		STRENGTH OF SCHEDULE		OPP. STRENGTH OF SCHEDULE		TEAM RPI		ADJ RPI		CONF. RPI		ADJ CONF. RPI	
Average RPI Loss: 1																			
DIV. I ONLY		20-2-3		.86 3		9-1-0		6		14		3		.6985 3		8		8	
DIV. I NON-CONF.		12-2-2		.8125 17		5-1-0		2		7		3		.71895 3		5		5	
TOTALS		RPI 1-25		RPI 26-50		W-L RECORDS		RPI 51-100		RPI 101-150		RPI 150+							
20-2-3		5-2-1		3-0-0		OVERALL		6-0-2		5-0-0		1-0-0							
11-0-1		3-0-0		3-0-0		HOME		3-0-1		1-0-0		1-0-0							
7-0-2		2-0-1		0-0-0		AWAY		2-0-1		3-0-0		0-0-0							
2-2-0		0-2-0		0-0-0		NEUTRAL		1-0-0		1-0-0		0-0-0							
12-2-2		5-2-1		0-0-0		NON-CONFERENCE		5-0-1		2-0-0		0-0-0							
6-0-1		3-0-0		0-0-0		HOME		3-0-1		0-0-0		0-0-0							
4-0-1		2-0-1		0-0-		AWAY		1-0-0		1-0-0		0-0-0							
2-2-0		0-2-0		0-0-0		NEUTRAL		1-0-0		1-0-0		0-0-0							
8-0-1		0-0-0		3-0-0		CONFERENCE		1-0-1		3-0-0		1-0-0							
5-0-0		0-0-0		3-0-0		HOME		0-0-0		1-0-0		1-0-0							
3-0-1		0-0-0		0-0-0		AWAY		1-0-1		2-0-0		0-0-0							
0-0-0		0-0-0		0-0-0		NEUTRAL		0-0-0		0-0-0		0-0-0							
RPI S	Opponent	Score		RPI S	Opponent	Score		RPI S	Opponent	Score		RPI S	Opponent	Score					
1 N	North Carolina	2	5	38 H	Southern California	2	0	53 A	San Diego	2	0	101 H	Washington St.	2	1				
1 N	North Carolina	0	3	39 H	Arizona St.	4	1	53 H	San Diego	2	0	119 N	Wis.-Milwaukee	4	0				
5 H	Penn St.	4	0	45 H	Washington	3	2	54 H	Loyola Marymount	5	0	121 A	UNLV	1	0				
10 A	Santa Clara	1	1					58 A	Stanford	0	0	131 A	Oregon	3	2				
12 A	Duke	2	1					63 N	Oakland	6	2	146 A	Oregon St.	3	1				
17 H	Kansas	1	0					73 H	UC Santa Barb.	0	0	173 H	Arizona	4	0				
25 A	Pepperdine	2	0					87 H	St. Mary's (Cal.)	1	0								
25 H	Pepperdine	2	0					89 A	California	1	0								
LAST 10 GAMES																			
1 N	North Carolina	0	3	131 A	Oregon	3	2												
5 H	Penn St.	4	0	146 A	Oregon St.	3	1												
17 H	Kansas	1	0	38 H	Southern California	2	0												
25 H	Pepperdine	2	0	54 H	Loyola Marymount	5	0												
53 H	San Diego	2	0	173 H	Arizona	4	0												

Non-Div. I Games:

UCLA

Average RPI Win:		53	WON-LOST RECORD		WINNING PCT. RANK		LAST 10 GAMES		STRENGTH OF SCHEDULE		OPP. STRENGTH OF SCHEDULE		TEAM RPI		ADJ RPI		CONF. RPI		ADJ CONF. RPI					
Average RPI Loss:		10																						
DIV. I ONLY			17-8-1		.67308		50		7-3-0		1		2		4		.69164		4		1		1	
DIV. I NON-CONF.			11-5-0		.6875		57		5-1-0		6		8		9		.67087		8		1		1	
TOTALS		RPI 1-25		RPI 26-50		W-L RECORDS		RPI 51-100		RPI 101-150		RPI 150+												
17-8-1		6-7-0		7-1-1		OVERALL		1-0-0		1-0-0		2-0-0												
8-2-0		3-1-0		4-1-0		HOME		1-0-0		0-0-0		0-0-0												
5-4-1		1-4-0		2-0-1		AWAY		0-0-0		1-0-0		1-0-0												
4-2-0		2-2-0		1-0-0		NEUTRAL		0-0-0		0-0-0		1-0-0												
11-5-0		3-4-0		4-1-0		NON-CONFERENCE		1-0-0		1-0-0		2-0-0												
5-2-0		1-1-0		3-1-0		HOME		1-0-0		0-0-0		0-0-0												
4-2-0		1-2-0		1-0-		AWAY		0-0-0		1-0-0		1-0-0												
2-1-0		1-1-0		0-0-0		NEUTRAL		0-0-0		0-0-0		1-0-0												
6-3-1		3-3-0		3-0-1		CONFERENCE		0-0-0		0-0-0		0-0-0												
3-0-0		2-0-0		1-0-0		HOME		0-0-0		0-0-0		0-0-0												
1-2-1		0-2-0		1-0-1		AWAY		0-0-0		0-0-0		0-0-0												
2-1-0		1-1-0		1-0-0		NEUTRAL		0-0-0		0-0-0		0-0-0												
RPI	S	Opponent		Score		RPI	S	Opponent		Score		RPI	S	Opponent		Score		RPI	S	Opponent		Score		
1	A	North Carolina		0 1		26	A	Clemson		1 0		60	H	Miami (Fla.)		7 1		126	A	South Fla.		3 0		
1	N	North Carolina		2 3		29	H	Mississippi		2 1								176	N	San Diego St.		6 1		
2	A	Florida		0 2		31	A	Wake Forest		0 0								202	A	Jacksonville		3 1		
2	A	Florida		2 1		31	N	Wake Forest		2 1														
5	H	Penn St.		1 2		34	H	Dartmouth		5 0														
7	N	Connecticut		0 2		38	H	Southern California		1 2														
9	N	West Virginia		3 2		41	A	UCF		3 0														
11	A	Virginia		2 3		44	H	Fla. Atlantic		7 0														
12	H	Duke		3 0		50	H	North Carolina St.		1 0														
13	H	Auburn		2 1																				
17	A	Kansas		1 3																				
20	H	Maryland		2 1																				
20	N	Maryland		1 0																				
						LAST 10 GAMES																		
						7	N	Connecticut		0 2		1	N	North Carolina		2 3								
						2	A	Florida		2 1		20	N	Maryland		1 0								
						9	N	West Virginia		3 2		31	N	Wake Forest		2 1								
						13	H	Auburn		2 1		1	A	North Carolina		0 1								
						34	H	Dartmouth		5 0		44	H	Fla. Atlantic		7 0								

Non-Div. I Games:

Florida St.

Average RPI Win:	63	WON-LOST RECORD	WINNING PCT. RANK	LAST 10 GAMES	STRENGTH OF SCHEDULE	OPP. STRENGTH OF SCHEDULE	TEAM RPI	ADJ RPI	CONF. RPI	ADJ CONF. RPI		
DIV. I ONLY		19-3-3	.82	7	8-1-1	16	7	5	.68515	5	4	4
DIV. I NON-CONF.		10-2-2	.78571	25	4-1-0	11	4	6	.69296	6	3	3
<hr/>												
TOTALS	RPI 1-25	RPI 26-50		W-L RECORDS		RPI 51-100		RPI 101-150		RPI 150+		
19-3-3	6-2-1	4-1-1		OVERALL		5-0-1		3-0-0		1-0-0		
11-0-0	2-0-0	2-0-0		HOME		3-0-0		3-0-0		1-0-0		
7-3-3	4-2-0	1-1-1		AWAY		2-0-1		0-0-0		0-0-0		
1-0-1	0-0-1	1-0-0		NEUTRAL		0-0-0		0-0-0		0-0-0		
10-2-2	4-2-1	2-0-1		NON-CONFERENCE		2-0-0		1-0-0		1-0-0		
6-0-0	1-0-0	1-0-0		HOME		2-0-0		1-0-0		1-0-0		
3-2-1	3-2-0	0-1-		AWAY		0-0-0		0-0-0		0-0-0		
1-0-1	0-0-1	1-0-0		NEUTRAL		0-0-0		0-0-0		0-0-0		
9-1-1	2-0-0	2-1-0		CONFERENCE		3-0-1		2-0-0		0-0-0		
5-0-0	1-0-0	1-0-0		HOME		1-0-0		2-0-0		0-0-0		
4-1-1	1-0-0	1-1-0		AWAY		2-0-1		0-0-0		0-0-0		
0-0-0	0-0-0	0-0-0		NEUTRAL		0-0-0		0-0-0		0-0-0		
RPI	S	Opponent	Score	RPI	S	Opponent	Score	RPI	S	Opponent	Score	
2	A	Florida	1 2	33	A	Purdue	1 3	55	H	Harvard	2 1	
3	A	UCLA	0 4	38	N	Southern California	3 2	62	H	Navy	5 1	
4	A	Florida St.	2 1	42	A	Rutgers	0 0	74	A	Wisconsin	0 0	
9	A	West Virginia	4 1	42	H	Rutgers	3 1	74	H	Wisconsin	5 0	
10	N	Santa Clara	2 2	47	A	Ohio St.	1 0	82	A	Northwestern	4 2	
16	A	Illinois	2 0	49	H	Michigan St.	2 0	91	A	Indiana	2 1	
18	H	Texas A&M	3 0									
19	H	Michigan	2 0									
20	A	Maryland	3 0									
<hr/>												
LAST 10 GAMES												
3	A	UCLA	0 4	9	A	West Virginia	4 1					
18	H	Texas A&M	3 0	47	A	Ohio St.	1 0					
42	H	Rutgers	3 1	74	H	Wisconsin	5 0					
62	H	Navy	5 1	112	H	Minnesota	8 1					
74	A	Wisconsin	0 0	16	A	Illinois	2 0					

Non-Div. I Games:

Penn St.

Average RPI Win:	86	WON-LOST	WINNING	LAST 10	STRENGTH OF	OPP. STRENGTH	TEAM	ADJ	CONF.	ADJ CONF.		
Average RPI Loss:	20	RECORD	PCT. RANK	GAMES	SCHEDULE	OF SCHEDULE	RPI	RPI	RPI	RPI		
DIV. I ONLY		20-3-1	.85417	4	7-3-0	43	16	6	.66624	6	5	6
DIV. I NON-CONF.		10-2-1	.80769	19	1-2-0	48	42	18	.63671	16	6	6
<hr/>												
TOTALS	RPI 1-25	RPI 26-50		W-L RECORDS		RPI 51-100		RPI 101-150		RPI 150+		
20-3-1	4-3-0	3-0-0		OVERALL		6-0-1		2-0-0		5-0-0		
13-2-0	3-2-0	1-0-0		HOME		4-0-0		2-0-0		3-0-0		
5-0-1	1-0-0	1-0-0		AWAY		1-0-0		0-0-0		2-0-0		
2-1-1	0-1-0	1-0-0		NEUTRAL		1-0-1		0-0-0		0-0-0		
10-2-1	1-2-0	2-0-0		NON-CONFERENCE		3-0-1		1-0-0		3-0-0		
7-2-0	0-2-0	1-0-0		HOME		2-0-0		1-0-0		3-0-0		
1-0-0	1-0-0	0-0-		AWAY		0-0-0		0-0-0		0-0-0		
2-0-1	0-0-0	1-0-0		NEUTRAL		1-0-1		0-0-0		0-0-0		
10-1-0	3-1-0	1-0-0		CONFERENCE		3-0-0		1-0-0		2-0-0		
6-0-0	3-0-0	0-0-0		HOME		2-0-0		1-0-0		0-0-0		
4-0-0	0-0-0	1-0-0		AWAY		1-0-0		0-0-0		2-0-0		
0-1-0	0-1-0	0-0-0		NEUTRAL		0-0-0		0-0-0		0-0-0		
RPI S	Opponent	Score	RPI S	Opponent	Score	RPI S	Opponent	Score	RPI S	Opponent	Score	
7 H	Connecticut	2 0	31 N	Wake Forest	3 0	56 H	Oklahoma	5 1	109 H	Western Ky.	5 0	
9 H	West Virginia	2 0	39 H	Arizona St.	3 1	58 N	Stanford	0 0	132 H	Georgetown	6 0	
10 A	Santa Clara	2 1	42 A	Rutgers	3 0	60 H	Miami (Fla.)	2 1	162 A	Pittsburgh	1 0	
15 H	Villanova	1 0				60 H	Miami (Fla.)	3 0	171 A	Seton Hall	2 0	
19 H	Michigan	0 1				71 A	St. John's (N.Y.)	2 0	180 H	Loyola (Ill.)	5 0	
19 H	Michigan	2 3				77 H	North Texas	8 1	189 H	Butler	3 0	
21 N	Boston College	1 2				96 N	Hartford	9 1	196 H	Indiana St.	3 0	
			LAST 10 GAMES									
			19 H Michigan 0 1			171 A Seton Hall 2 0						
			180 H Loyola (Ill.) 5 0			42 A Rutgers 3 0						
			21 N Boston College 1 2			162 A Pittsburgh 1 0						
			60 H Miami (Fla.) 2 1			7 H Connecticut 2 0						
			19 H Michigan 2 3			60 H Miami (Fla.) 3 0						

**Non-Div. I Games:**

Notre Dame

## Connecticut

## Through Games Of 2003 FINAL

Average RPI Win:	72	WON-LOST RECORD	WINNING PCT. RANK	LAST 10 GAMES	STRENGTH OF SCHEDULE	OPP. STRENGTH OF SCHEDULE	TEAM RPI	ADJ RPI	CONF. RPI	ADJ CONF. RPI		
DIV. I ONLY		15-6-3	.6875	42	7-3-0	4	25	7	.66519	7	5	6
DIV. I NON-CONF.		9-2-3	.75	35	5-1-0	4	15	5	.6958	5	6	6
<hr/>												
TOTALS	RPI 1-25	RPI 26-50		W-L RECORDS		RPI 51-100		RPI 101-150		RPI 150+		
15-6-3	4-4-0	3-0-2		OVERALL		3-2-1		3-0-0		2-0-0		
5-2-2	0-2-0	1-0-1		HOME		1-0-1		2-0-0		1-0-0		
4-3-1	2-1-0	0-0-0		AWAY		0-2-0		1-0-0		1-0-0		
6-1-1	2-1-0	2-0-1		NEUTRAL		2-0-0		0-0-0		0-0-0		
9-2-3	3-1-0	3-0-2		NON-CONFERENCE		2-1-1		0-0-0		1-0-0		
2-0-2	0-0-0	1-0-1		HOME		0-0-1		0-0-0		1-0-0		
1-1-0	1-0-0	0-0-		AWAY		0-1-0		0-0-0		0-0-0		
6-1-1	2-1-0	2-0-1		NEUTRAL		2-0-0		0-0-0		0-0-0		
6-4-0	1-3-0	0-0-0		CONFERENCE		1-1-0		3-0-0		1-0-0		
3-2-0	0-2-0	0-0-0		HOME		1-0-0		2-0-0		0-0-0		
3-2-0	1-1-0	0-0-0		AWAY		0-1-0		1-0-0		1-0-0		
0-0-0	0-0-0	0-0-0		NEUTRAL		0-0-0		0-0-0		0-0-0		
RPI S	Opponent	Score	RPI S	Opponent	Score	RPI S	Opponent	Score	RPI S	Opponent	Score	
1 N	North Carolina	0 6	31 H	Wake Forest	0 0	51 H	Hofstra	0 0	107 H	Syracuse	6 0	
4 N	Florida St.	2 0	37 H	Central Conn. St.	4 1	59 N	Yale	2 0	130 H	Providence	4 0	
6 A	Notre Dame	0 2	37 N	Central Conn. St.	3 2	60 A	Miami (Fla.)	1 3	144 A	Virginia Tech	5 3	
9 H	West Virginia	0 1	45 N	Washington	1 1	66 N	Boston U.	1 0	154 H	Long Beach St.	5 0	
14 A	Portland	3 2	48 N	Brigham Young	3 1	71 H	St. John's (N.Y.)	4 1	162 A	Pittsburgh	3 0	
15 H	Villanova	0 1				96 A	Hartford	0 1				
19 N	Michigan	5 0										
21 A	Boston College	2 1										
<hr/>												
LAST 10 GAMES												
1 N	North Carolina	0 6	66 N	Boston U.	1 0							
4 N	Florida St.	2 0	15 H	Villanova	0 1							
48 N	Brigham Young	3 1	107 H	Syracuse	6 0							
19 N	Michigan	5 0	71 H	St. John's (N.Y.)	4 1							
37 N	Central Conn. St.	3 2	6 A	Notre Dame	0 2							

Non-Div. I Games:

Connecticut

Average RPI Win:	77	WON-LOST RECORD	WINNING PCT. RANK	LAST 10 GAMES	STRENGTH OF SCHEDULE	OPP. STRENGTH OF SCHEDULE	TEAM RPI	ADJ RPI	CONF. RPI	ADJ CONF. RPI					
DIV. I ONLY		17-5-2	.75	21	7-1-2	17	12	8	.65829	8	2	2			
DIV. I NON-CONF.		7-3-0	.7	50	1-0-0	34	37	27	.6111	27	4	4			
<hr/>															
TOTALS	RPI 1-25	RPI 26-50		W-L RECORDS		RPI 51-100		RPI 101-150		RPI 150+					
17-5-2	1-3-1	3-2-1		OVERALL		8-0-0		4-0-0		1-0-0					
9-2-0	1-1-0	1-1-0		HOME		5-0-0		1-0-0		1-0-0					
5-2-2	0-1-0	1-1-1		AWAY		1-0-0		3-0-0		0-0-0					
3-1-1	0-1-1	1-0-0		NEUTRAL		2-0-0		0-0-0		0-0-0					
7-3-0	0-2-0	0-1-0		NON-CONFERENCE		4-0-0		2-0-0		1-0-0					
5-1-0	0-1-0	0-0-0		HOME		3-0-0		1-0-0		1-0-0					
1-1-0	0-0-0	0-0-		AWAY		0-0-0		1-0-0		0-0-0					
1-1-0	0-1-0	0-0-0		NEUTRAL		1-0-0		0-0-0		0-0-0					
10-2-2	1-1-1	3-1-1		CONFERENCE		4-0-0		2-0-0		0-0-0					
4-1-0	1-0-0	1-1-0		HOME		2-0-0		0-0-0		0-0-0					
4-1-1	0-1-0	1-0-1		AWAY		1-0-0		2-0-0		0-0-0					
2-0-1	0-0-1	1-0-0		NEUTRAL		1-0-0		0-0-0		0-0-0					
RPI	S	Opponent	Score	RPI	S	Opponent	Score	RPI	S	Opponent	Score	RPI	S	Opponent	Score
2	A	Florida	0 1	29	H	Mississippi	0 1	56	H	Oklahoma	1 0	108	H	Charlotte	3 0
2	H	Florida	2 0	29	N	Mississippi	2 0	61	A	Kentucky	4 1	116	A	Arkansas	4 0
2	N	Florida	1 1	35	A	Georgia	1 0	68	N	William & Mary	2 1	121	A	UNLV	5 2
9	H	West Virginia	0 2	35	H	Georgia	1 0	72	H	South Carolina	3 2	136	A	LSU	3 0
20	N	Maryland	1 3	46	A	Vanderbilt	2 2	72	N	South Carolina	1 0	165	H	Fresno St.	3 1
				48	A	Brigham Young	0 1	73	H	UC Santa Barb.	1 0				
								76	H	Mississippi St.	2 0				
								83	H	Richmond	2 0				
<hr/>															
LAST 10 GAMES															
2	A	Florida	0 1	72	N	South Carolina	1 0	35	A	Georgia	1 0	61	A	Kentucky	4 1
56	H	Oklahoma	1 0	46	A	Vanderbilt	2 2	136	A	LSU	3 0				
2	N	Florida	1 1												
29	N	Mississippi	2 0												

Non-Div. I Games:

Tennessee



Average RPI Win:	98	WON-LOST	WINNING	LAST 10	STRENGTH OF	OPP. STRENGTH	TEAM	ADJ	CONF.	ADJ CONF.		
Average RPI Loss:	7	RECORD	PCT. RANK	GAMES	SCHEDULE	OF SCHEDULE	RPI	RPI	RPI	RPI		
DIV. I ONLY		17-4-2	.78261	15	6-2-2	24	13	9	.65378	9	5	6
DIV. I NON-CONF.		9-3-0	.75	35	3-2-0	20	38	13	.64203	14	6	6
<hr/>												
TOTALS	RPI 1-25	RPI 26-50		W-L RECORDS		RPI 51-100		RPI 101-150		RPI 150+		
17-4-2	2-4-2	3-0-0		OVERALL		4-0-0		3-0-0		5-0-0		
10-1-0	0-1-0	3-0-0		HOME		2-0-0		1-0-0		4-0-0		
5-2-2	2-2-1	0-0-0		AWAY		1-0-0		2-0-0		0-0-0		
2-1-1	0-1-1	0-0-0		NEUTRAL		1-0-0		0-0-0		1-0-0		
9-3-0	1-3-0	2-0-0		NON-CONFERENCE		1-0-0		2-0-0		3-0-0		
5-1-0	0-1-0	2-0-0		HOME		0-0-0		1-0-0		2-0-0		
2-1-0	1-1-0	0-0-		AWAY		0-0-0		1-0-0		0-0-0		
2-1-0	0-1-0	0-0-0		NEUTRAL		1-0-0		0-0-0		1-0-0		
8-1-2	1-1-2	1-0-0		CONFERENCE		3-0-0		1-0-0		2-0-0		
5-0-0	0-0-0	1-0-0		HOME		2-0-0		0-0-0		2-0-0		
3-1-1	1-1-1	0-0-0		AWAY		1-0-0		1-0-0		0-0-0		
0-0-1	0-0-1	0-0-0		NEUTRAL		0-0-0		0-0-0		0-0-0		
RPI S	Opponent	Score		RPI S	Opponent	Score		RPI S	Opponent	Score		
4 N	Florida St.	2	3	42 H	Rutgers	2	0	59 N	Yale	2	0	
5 H	Penn St.	1	4	47 H	Ohio St.	3	0	60 A	Miami (Fla.)	3	1	
6 A	Notre Dame	0	2	49 H	Michigan St.	2	1	71 H	St. John's (N.Y.)	2	1	
7 A	Connecticut	1	0					71 H	St. John's (N.Y.)	3	2	
8 A	Tennessee	2	0									
11 A	Virginia	0	1									
15 A	Villanova	0	0									
15 N	Villanova	0	0									
<hr/>												
LAST 10 GAMES												
4 N	Florida St.	2	3	5 H	Penn St.	1	4					
47 H	Ohio St.	3	0	162 H	Pittsburgh	2	1					
115 H	Loyola (Md.)	4	2	15 A	Villanova	0	0					
15 N	Villanova	0	0	245 H	Radford	5	0					
71 H	St. John's (N.Y.)	2	1	171 H	Seton Hall	2	1					

Non-Div. I Games:

West Virginia

Average RPI Win:	90	WON-LOST	WINNING	LAST 10	STRENGTH OF	OPP. STRENGTH	TEAM	ADJ	CONF.	ADJ CONF.		
Average RPI Loss:	14	RECORD	PCT. RANK	GAMES	SCHEDULE	OF SCHEDULE	RPI	RPI	RPI	RPI		
DIV. I ONLY		14-4-6	.70833	32	7-1-2	11	21	11	.65117	10	6	5
DIV. I NON-CONF.		8-4-4	.625	88	2-1-0	19	13	20	.6246	20	7	7
<hr/>												
TOTALS	RPI 1-25	RPI 26-50		W-L RECORDS		RPI 51-100		RPI 101-150		RPI 150+		
14-4-6	2-3-3	3-1-0		OVERALL		6-0-3		0-0-0		3-0-0		
8-2-2	2-1-1	3-1-0		HOME		2-0-1		0-0-0		1-0-0		
5-2-4	0-2-1	0-0-0		AWAY		3-0-2		0-0-0		2-0-0		
1-0-1	0-0-1	0-0-0		NEUTRAL		1-0-0		0-0-0		0-0-0		
<hr/>												
8-4-4	0-3-2	3-1-0		NON-CONFERENCE		3-0-2		0-0-0		2-0-0		
5-2-2	0-1-1	3-1-0		HOME		1-0-1		0-0-0		1-0-0		
2-2-1	0-2-0	0-0-		AWAY		1-0-1		0-0-0		1-0-0		
1-0-1	0-0-1	0-0-0		NEUTRAL		1-0-0		0-0-0		0-0-0		
<hr/>												
6-0-2	2-0-1	0-0-0		CONFERENCE		3-0-1		0-0-0		1-0-0		
3-0-0	2-0-0	0-0-0		HOME		1-0-0		0-0-0		0-0-0		
3-0-2	0-0-1	0-0-0		AWAY		2-0-1		0-0-0		1-0-0		
0-0-0	0-0-0	0-0-0		NEUTRAL		0-0-0		0-0-0		0-0-0		
<hr/>												
RPI S	Opponent	Score	RPI S	Opponent	Score	RPI S	Opponent	Score	RPI S	Opponent	Score	
1 A	North Carolina	0 3	30 H	Cal Poly	2 0	53 A	San Diego	3 0	225 H	Pacific (Cal.)	6 1	
3 H	UCLA	1 1	35 H	Georgia	5 1	54 H	Loyola Marymount	4 1	230 A	San Francisco	2 1	
5 N	Penn St.	2 2	38 H	Southern California	0 3	58 A	Stanford	2 0	254 A	San Jose St.	9 1	
6 H	Notre Dame	1 2	39 H	Arizona St.	1 0	58 H	Stanford	1 0				
11 A	Virginia	1 4				86 N	TCU	1 0				
14 A	Portland	0 0				87 A	St. Mary's (Cal.)	0 0				
14 H	Portland	2 1				89 H	California	0 0				
25 H	Pepperdine	5 0				97 A	Cal St. Fullerton	2 2				
						100 A	Gonzaga	5 1				
<hr/>												
LAST 10 GAMES												
1 A	North Carolina	0 3	14 H	Portland	2 1							
14 A	Portland	0 0	87 A	St. Mary's (Cal.)	0 0							
39 H	Arizona St.	1 0	230 A	San Francisco	2 1							
58 H	Stanford	1 0	25 H	Pepperdine	5 0							
100 A	Gonzaga	5 1	54 H	Loyola Marymount	4 1							

Non-Div. I Games:

Santa Clara

Average RPI Win: 61		WON-LOST	WINNING	LAST 10	STRENGTH OF		OPP. STRENGTH	TEAM	ADJ	CONF.	ADJ CONF.
Average RPI Loss: 20		RECORD	PCT. RANK	GAMES	SCHEDULE		OF SCHEDULE	RPI	RPI	RPI	RPI
DIV. I ONLY		12-5-4	.66667	52	3-4-3		7	5	12	.65106	11
DIV. I NON-CONF.		9-1-3	.80769	19	2-0-2		21	28	10	.66569	10
TOTALS		RPI 1-25	RPI 26-50		W-L RECORDS		RPI 51-100		RPI 101-150		RPI 150+
12-5-4		4-3-1	3-2-1		OVERALL		3-0-2		1-0-0		1-0-0
7-1-3		4-1-1	1-0-1		HOME		1-0-1		0-0-0		1-0-0
4-3-1		0-1-0	2-2-0		AWAY		1-0-1		1-0-0		0-0-0
1-1-0		0-1-0	0-0-0		NEUTRAL		1-0-0		0-0-0		0-0-0
9-1-3		2-0-1	2-1-0		NON-CONFERENCE		3-0-2		1-0-0		1-0-0
5-0-2		2-0-1	1-0-0		HOME		1-0-1		0-0-0		1-0-0
3-1-1		0-0-0	1-0-		AWAY		1-0-1		1-0-0		0-0-0
1-0-0		0-0-0	0-0-0		NEUTRAL		1-0-0		0-0-0		0-0-0
3-4-1		2-3-0	1-1-1		CONFERENCE		0-0-0		0-0-0		0-0-0
2-1-1		2-1-0	0-0-1		HOME		0-0-0		0-0-0		0-0-0
1-2-0		0-1-0	1-1-0		AWAY		0-0-0		0-0-0		0-0-0
0-1-0		0-1-0	0-0-0		NEUTRAL		0-0-0		0-0-0		0-0-0
RPI S	Opponent	Score		RPI S	Opponent	Score		RPI S	Opponent	Score	
1	H North Carolina	1	3	26	A Clemson	1	2	55	N Harvard	1	0
4	H Florida St.	3	2	31	H Wake Forest	2	2	68	H William & Mary	1	1
9	H West Virginia	1	0	34	A Dartmouth	3	0	68	H William & Mary	2	1
10	H Santa Clara	4	1	38	H Southern California	3	0	70	A Dayton	1	1
12	A Duke	0	1	47	A Ohio St.	0	1	83	A Richmond	2	1
12	N Duke	1	2	50	A North Carolina St.	7	0				
15	H Villanova	0	0								
20	H Maryland	1	0								
LAST 10 GAMES											
15	H Villanova	0	0	248	H Liberty	6	0				
68	H William & Mary	1	1	12	A Duke	0	1				
12	N Duke	1	2	20	H Maryland	1	0				
26	A Clemson	1	2	31	H Wake Forest	2	2				
1	H North Carolina	1	3	117	A James Madison	1	0				

Non-Div. I Games:

Virginia

Average RPI Win:	72	WON-LOST	WINNING	LAST 10	STRENGTH OF	OPP. STRENGTH	TEAM	ADJ	CONF.	ADJ CONF.		
Average RPI Loss:	22	RECORD	PCT. RANK	GAMES	SCHEDULE	OF SCHEDULE	RPI	RPI	RPI	RPI		
DIV. I ONLY		14-7-1	.65909	55	6-4-0	9	3	13	.64791	12	1	1
DIV. I NON-CONF.		9-3-1	.73077	43	2-1-0	52	21	26	.61652	24	1	1
<hr/>												
TOTALS	RPI 1-25	RPI 26-50		W-L RECORDS		RPI 51-100		RPI 101-150		RPI 150+		
14-7-1	3-5-0	5-1-0		OVERALL		2-0-1		2-1-0		2-0-0		
7-2-0	2-2-0	2-0-0		HOME		1-0-0		1-0-0		1-0-0		
4-3-1	0-2-0	3-1-0		AWAY		0-0-0		0-0-0		1-0-0		
3-2-1	1-1-0	0-0-0		NEUTRAL		1-0-1		1-1-0		0-0-0		
9-3-1	0-2-0	3-0-0		NON-CONFERENCE		2-0-1		2-1-0		2-0-0		
4-1-0	0-1-0	1-0-0		HOME		1-0-0		1-0-0		1-0-0		
3-1-0	0-1-0	2-0-		AWAY		0-0-0		0-0-0		1-0-0		
2-1-1	0-0-0	0-0-0		NEUTRAL		1-0-1		1-1-0		0-0-0		
5-4-0	3-3-0	2-1-0		CONFERENCE		0-0-0		0-0-0		0-0-0		
3-1-0	2-1-0	1-0-0		HOME		0-0-0		0-0-0		0-0-0		
1-2-0	0-1-0	1-1-0		AWAY		0-0-0		0-0-0		0-0-0		
1-1-0	1-1-0	0-0-0		NEUTRAL		0-0-0		0-0-0		0-0-0		
RPI	S	Opponent	Score	RPI	S	Opponent	Score	RPI	S	Opponent	Score	
1	H	North Carolina	0 4	26	A	Clemson	0 1	61	N	Kentucky	2 2	
1	N	North Carolina	1 6	27	H	Texas	3 2	83	H	Richmond	4 0	
3	H	UCLA	1 2	28	A	Nebraska	3 1	90	N	Stephen F. Austin	3 0	
4	A	Florida St.	0 3	31	H	Wake Forest	1 0			Washington St.	0 1	
11	H	Virginia	1 0	36	A	UNC Greensboro	2 0			Campbell	6 0	
11	N	Virginia	2 1	50	A	North Carolina St.	3 1			Oregon St.	2 1	
18	A	Texas A&M	1 2							Gardner-Webb	5 0	
20	H	Maryland	1 0							Davidson	7 0	
				LAST 10 GAMES								
				18	A	Texas A&M	1 2	174	H	Gardner-Webb	5 0	
				90	N	Stephen F. Austin	3 0	26	A	Clemson	0 1	
				1	N	North Carolina	1 6	11	H	Virginia	1 0	
				11	N	Virginia	2 1	50	A	North Carolina St.	3 1	
				20	H	Maryland	1 0	4	A	Florida St.	0 3	

Non-Div. I Games:

Duke

Average RPI Win:	79	WON-LOST RECORD	WINNING PCT. RANK	LAST 10 GAMES	STRENGTH OF SCHEDULE	OPP. STRENGTH OF SCHEDULE	TEAM RPI	ADJ RPI	CONF. RPI	ADJ CONF. RPI					
DIV. I ONLY		14-4-3	.7381	24	7-2-1	14	34	10	.64681	13	2	2			
DIV. I NON-CONF.		8-2-1	.77273	31	1-1-0	10	48	8	.67069	9	4	4			
<hr/>															
TOTALS	RPI 1-25	RPI 26-50		W-L RECORDS		RPI 51-100		RPI 101-150		RPI 150+					
14-4-3	1-3-0	4-1-0		OVERALL		3-0-3		6-0-0		0-0-0					
7-0-1	1-0-0	1-0-0		HOME		1-0-1		4-0-0		0-0-0					
6-2-2	0-2-0	2-0-0		AWAY		2-0-1		2-0-0		0-0-0					
1-2-1	0-1-0	1-1-0		NEUTRAL		0-0-1		0-0-0		0-0-0					
8-2-1	1-2-0	2-0-0		NON-CONFERENCE		2-0-1		3-0-0		0-0-0					
4-0-0	1-0-0	0-0-0		HOME		1-0-0		2-0-0		0-0-0					
3-1-0	0-1-0	1-0-		AWAY		1-0-0		1-0-0		0-0-0					
1-1-1	0-1-0	1-0-0		NEUTRAL		0-0-1		0-0-0		0-0-0					
6-2-2	0-1-0	2-1-0		CONFERENCE		1-0-2		3-0-0		0-0-0					
3-0-1	0-0-0	1-0-0		HOME		0-0-1		2-0-0		0-0-0					
3-1-1	0-1-0	1-0-0		AWAY		1-0-1		1-0-0		0-0-0					
0-1-0	0-0-0	0-1-0		NEUTRAL		0-0-0		0-0-0		0-0-0					
RPI	S	Opponent	Score	RPI	S	Opponent	Score	RPI	S	Opponent	Score				
2	A	Florida	0 1	29	A	Mississippi	2 1	55	N	Harvard	0 0	105	A	Alabama	2 1
4	A	Florida St.	1 2	34	A	Dartmouth	2 0	61	H	Kentucky	1 1	110	H	Southeast Mo. St.	2 0
16	H	Illinois	2 1	35	N	Georgia	1 2	64	A	UAB	3 0	114	H	Rice	2 0
25	N	Pepperdine	0 4	40	N	Oklahoma St.	1 0	72	A	South Carolina	0 0	116	H	Arkansas	2 0
				46	H	Vanderbilt	3 2	76	A	Mississippi St.	1 0	121	A	UNLV	4 0
								98	H	Samford	1 0	136	H	LSU	2 0
<hr/>															
LAST 10 GAMES															
4	A	Florida St.	1 2	116	H	Arkansas	2 0								
40	N	Oklahoma St.	1 0	29	A	Mississippi	2 1								
35	N	Georgia	1 2	76	A	Mississippi St.	1 0								
105	A	Alabama	2 1	61	H	Kentucky	1 1								
136	H	LSU	2 0	46	H	Vanderbilt	3 2								

Non-Div. I Games:

Auburn

Average RPI Win:	107	WON-LOST RECORD	WINNING PCT. RANK	LAST 10 GAMES	STRENGTH OF SCHEDULE	OPP. STRENGTH OF SCHEDULE	TEAM RPI	ADJ RPI	CONF. RPI	ADJ CONF. RPI			
DIV. I ONLY		18-3-2	.82609	6	7-1-2	53	44	14	.64515	14	6	5	
DIV. I NON-CONF.		13-2-0	.86667	9	2-0-0	64	56	15	.64422	12	7	7	
<hr/>													
TOTALS	RPI 1-25	RPI 26-50		W-L RECORDS		RPI 51-100		RPI 101-150		RPI 150+			
18-3-2	2-2-1	4-1-0		OVERALL		5-0-1		2-0-0		5-0-0			
9-1-2	0-1-1	2-0-0		HOME		3-0-1		1-0-0		3-0-0			
7-2-0	2-1-0	1-1-0		AWAY		2-0-0		1-0-0		1-0-0			
2-0-0	0-0-0	1-0-0		NEUTRAL		0-0-0		0-0-0		1-0-0			
<hr/>													
13-2-0	1-1-0	4-1-0		NON-CONFERENCE		2-0-0		2-0-0		4-0-0			
6-1-0	0-1-0	2-0-0		HOME		1-0-0		1-0-0		2-0-0			
5-1-0	1-0-0	1-0-		AWAY		1-0-0		1-0-0		1-0-0			
2-0-0	0-0-0	1-0-0		NEUTRAL		0-0-0		0-0-0		1-0-0			
<hr/>													
5-1-2	1-1-1	0-0-0		CONFERENCE		3-0-1		0-0-0		1-0-0			
3-0-2	0-0-1	0-0-0		HOME		2-0-1		0-0-0		1-0-0			
2-1-0	1-1-0	0-0-0		AWAY		1-0-0		0-0-0		0-0-0			
0-0-0	0-0-0	0-0-0		NEUTRAL		0-0-0		0-0-0		0-0-0			
<hr/>													
RPI S	Opponent	Score		RPI S	Opponent	Score		RPI S	Opponent	Score			
7 H	Connecticut	2	3	27 N	Texas	2	0	53 H	San Diego	2	2		
10 A	Santa Clara	1	2	28 H	Nebraska	4	1	54 A	Loyola Marymount	1	0		
10 H	Santa Clara	0	0	32 A	Denver	3	4	58 A	Stanford	1	0		
22 A	Colorado	1	0	32 H	Denver	1	0	87 H	St. Mary's (Cal.)	3	0		
25 A	Pepperdine	2	1	45 A	Washington	1	0	97 H	Cal St. Fullerton	2	0		
								100 H	Gonzaga	4	0		
<hr/>													
LAST 10 GAMES													
10 H Santa Clara						0	0	54 A Loyola Marymount				1	0
28 H Nebraska						4	1	25 A Pepperdine				2	1
32 H Denver						1	0	230 H San Francisco				8	0
53 H San Diego						2	2	87 H St. Mary's (Cal.)				3	0
10 A Santa Clara						1	2	100 H Gonzaga				4	0

**Non-Div. I Games:**

Portland

Average RPI Win:		124	WON-LOST RECORD		WINNING PCT. RANK		LAST 10 GAMES		STRENGTH OF SCHEDULE		OPP. STRENGTH OF SCHEDULE		TEAM RPI		ADJ RPI		CONF. RPI		ADJ CONF. RPI														
DIV. I ONLY			15-5-5		.7	35	5-0-5		12		50		15		.63571		15	5		6													
DIV. I NON-CONF.			8-2-2		.75	35	3-0-2		17		77		12		.64276		13	6		6													
TOTALS		RPI 1-25		RPI 26-50		W-L RECORDS		RPI 51-100		RPI 101-150		RPI 150+																					
15-5-5		2-3-4		1-1-1		OVERALL		1-1-0		6-0-0		5-0-0																					
8-0-2		0-0-1		0-0-1		HOME		1-0-0		3-0-0		4-0-0																					
4-4-3		1-2-1		1-1-0		AWAY		0-1-0		2-0-0		0-0-0																					
3-1-2		1-1-2		0-0-0		NEUTRAL		0-0-0		1-0-0		1-0-0																					
8-2-2		1-1-1		1-0-1		NON-CONFERENCE		1-1-0		2-0-0		3-0-0																					
4-0-1		0-0-0		0-0-1		HOME		1-0-0		1-0-0		2-0-0																					
1-1-1		0-0-1		1-0-		AWAY		0-1-0		0-0-0		0-0-0																					
3-1-0		1-1-0		0-0-0		NEUTRAL		0-0-0		1-0-0		1-0-0																					
7-3-3		1-2-3		0-1-0		CONFERENCE		0-0-0		4-0-0		2-0-0																					
4-0-1		0-0-1		0-0-0		HOME		0-0-0		2-0-0		2-0-0																					
3-3-0		1-2-0		0-1-0		AWAY		0-0-0		2-0-0		0-0-0																					
0-0-2		0-0-2		0-0-0		NEUTRAL		0-0-0		0-0-0		0-0-0																					
RPI	S	Opponent		Score		RPI	S	Opponent		Score		RPI	S	Opponent		Score		RPI	S	Opponent		Score											
1	N	North Carolina		0	3	42	A	Rutgers		0	1	69	H	Pennsylvania		4	0	107	H	Syracuse		3	2										
6	A	Notre Dame		0	1	48	H	Brigham Young		0	0	81	A	George Mason		0	1	115	H	Loyola (Md.)		3	0										
7	A	Connecticut		1	0	50	A	North Carolina St.		3	0											130	A	Providence		2	0						
9	H	West Virginia		0	0											132	A	Georgetown		2	0												
9	N	West Virginia		0	0											139	N	Colgate		1	0												
11	A	Virginia		0	0											144	H	Virginia Tech		2	1												
21	A	Boston College		0	1											162	H	Pittsburgh		2	0												
21	N	Boston College		1	1											171	H	Seton Hall		1	0												
23	N	Princeton		2	1											191	N	Old Dominion		1	0												
																								207	H	Lehigh		1	0				
																								208	H	Rider		2	0				

Average RPI Win: 100		WON-LOST	WINNING	LAST 10	STRENGTH OF		OPP. STRENGTH	TEAM	ADJ	CONF.	ADJ CONF.
Average RPI Loss: 40		RECORD	PCT. RANK	GAMES	SCHEDULE		OF SCHEDULE	RPI	RPI	RPI	RPI
DIV. I ONLY		16-4-2	.77273	17	7-2-1		41	41	16	.63527	16
DIV. I NON-CONF.		6-3-0	.66667	66	2-1-0		53	105	48	.5809	48
TOTALS		RPI 1-25	RPI 26-50		W-L RECORDS		RPI 51-100		RPI 101-150		RPI 150+
16-4-2		1-2-1	5-0-1		OVERALL		4-2-0		2-0-0		4-0-0
8-3-1		0-1-1	2-0-0		HOME		2-2-0		0-0-0		4-0-0
5-1-1		0-1-0	1-0-1		AWAY		2-0-0		2-0-0		0-0-0
3-0-0		1-0-0	2-0-0		NEUTRAL		0-0-0		0-0-0		0-0-0
6-3-0		0-1-0	1-0-0		NON-CONFERENCE		1-2-0		0-0-0		4-0-0
5-2-0		0-0-0	0-0-0		HOME		1-2-0		0-0-0		4-0-0
1-1-0		0-1-0	1-0-		AWAY		0-0-0		0-0-0		0-0-0
0-0-0		0-0-0	0-0-0		NEUTRAL		0-0-0		0-0-0		0-0-0
10-1-2		1-1-1	4-0-1		CONFERENCE		3-0-0		2-0-0		0-0-0
3-1-1		0-1-1	2-0-0		HOME		1-0-0		0-0-0		0-0-0
4-0-1		0-0-0	0-0-1		AWAY		2-0-0		2-0-0		0-0-0
3-0-0		1-0-0	2-0-0		NEUTRAL		0-0-0		0-0-0		0-0-0
RPI S	Opponent	Score	RPI S	Opponent	Score	RPI S	Opponent	Score	RPI S	Opponent	Score
5	H Penn St.	0 2	33	A Purdue	1 1	63	H Oakland	0 1	112	A Minnesota	3 1
13	A Auburn	1 2	33	N Purdue	2 0	74	A Wisconsin	2 1	137	A Iowa	2 0
19	H Michigan	0 0	35	A Georgia	2 1	80	H Western Mich.	0 2	169	H Ohio	6 0
19	N Michigan	2 0	47	H Ohio St.	2 0	82	H Northwestern	4 0	189	H Butler	1 0
			49	H Michigan St.	1 0	91	A Indiana	2 1	192	H Wis.-Green Bay	2 0
			49	N Michigan St.	2 0	93	H Illinois St.	2 0	223	H Evansville	1 0
LAST 10 GAMES											
			80	H Western Mich.	0 2	192	H Wis.-Green Bay	2 0			
			19	N Michigan	2 0	82	H Northwestern	4 0			
			33	N Purdue	2 0	33	A Purdue	1 1			
			49	N Michigan St.	2 0	91	A Indiana	2 1			
			189	H Butler	1 0	5	H Penn St.	0 2			

Non-Div. I Games:

Illinois



Average RPI Win:	72	WON-LOST	WINNING	LAST 10	STRENGTH OF	OPP. STRENGTH	TEAM	ADJ	CONF.	ADJ CONF.		
Average RPI Loss:	53	RECORD	PCT. RANK	GAMES	SCHEDULE	OF SCHEDULE	RPI	RPI	RPI	RPI		
DIV. I ONLY		18-6-1	.74	23	7-3-0	49	11	18	.63407	17	3	3
DIV. I NON-CONF.		10-2-0	.83333	11	2-1-0	44	10	11	.65021	11	2	2
<hr/>												
TOTALS	RPI 1-25	RPI 26-50		W-L RECORDS		RPI 51-100		RPI 101-150		RPI 150+		
18-6-1	2-2-1	3-2-0		OVERALL		9-1-0		3-0-0		1-1-0		
7-1-1	1-0-1	2-1-0		HOME		3-0-0		0-0-0		1-0-0		
9-4-0	1-2-0	1-0-0		AWAY		4-1-0		3-0-0		0-1-0		
2-1-0	0-0-0	0-1-0		NEUTRAL		2-0-0		0-0-0		0-0-0		
<hr/>												
10-2-0	2-1-0	1-0-0		NON-CONFERENCE		4-1-0		2-0-0		1-0-0		
4-0-0	1-0-0	1-0-0		HOME		1-0-0		0-0-0		1-0-0		
5-2-0	1-1-0	0-0-		AWAY		2-1-0		2-0-0		0-0-0		
1-0-0	0-0-0	0-0-0		NEUTRAL		1-0-0		0-0-0		0-0-0		
<hr/>												
8-4-1	0-1-1	2-2-0		CONFERENCE		5-0-0		1-0-0		0-1-0		
3-1-1	0-0-1	1-1-0		HOME		2-0-0		0-0-0		0-0-0		
4-2-0	0-1-0	1-0-0		AWAY		2-0-0		1-0-0		0-1-0		
1-1-0	0-0-0	0-1-0		NEUTRAL		1-0-0		0-0-0		0-0-0		
<hr/>												
RPI S	Opponent	Score		RPI S	Opponent	Score		RPI S	Opponent	Score		
3 A	UCLA	0	1	27 H	Texas	0	1	52 A	Missouri	2	0	
4 H	Florida St.	3	1	28 A	Nebraska	1	0	52 A	Missouri	2	0	
18 H	Texas A&M	1	1	40 H	Oklahoma St.	2	0	53 A	San Diego	1	0	
19 A	Michigan	2	1	40 N	Oklahoma St.	0	1	54 A	Loyola Marymount	4	1	
22 A	Colorado	1	2	41 H	UCF	1	0	56 H	Oklahoma	3	1	
								56 N	Oklahoma	1	0	
								74 A	Wisconsin	2	3	
								82 H	Northwestern	4	1	
								84 H	Baylor	1	0	
								93 N	Illinois St.	3	1	
<hr/>												
LAST 10 GAMES												
3 A	UCLA	0	1	40 H	Oklahoma St.	2	0	19 A	Michigan	2	1	
52 A	Missouri	2	0	56 H	Oklahoma	3	1	28 A	Nebraska	1	0	
93 N	Illinois St.	3	1	22 A	Colorado	1	2					
40 N	Oklahoma St.	0	1									
56 N	Oklahoma	1	0									

Non-Div. I Games:

Kansas

Average RPI Win:		81	WON-LOST RECORD		WINNING PCT. RANK		LAST 10 GAMES		STRENGTH OF SCHEDULE		OPP. STRENGTH OF SCHEDULE		TEAM RPI		ADJ RPI		CONF. RPI		ADJ CONF. RPI				
DIV. I ONLY			13-6-3		.65909 55		4-5-1		13		24		17		.63 18		3		3				
DIV. I NON-CONF.			8-2-1		.77273 31		1-1-1		5		35		7		.68297 7		2		2				
TOTALS		RPI 1-25		RPI 26-50		W-L RECORDS		RPI 51-100		RPI 101-150		RPI 150+											
13-6-3		3-2-1		0-3-1		OVERALL		5-1-1		4-0-0		1-0-0											
10-1-1		3-0-0		0-1-0		HOME		4-0-1		2-0-0		1-0-0											
1-3-2		0-1-1		0-1-1		AWAY		1-1-0		0-0-0		0-0-0											
2-2-0		0-1-0		0-1-0		NEUTRAL		0-0-0		2-0-0		0-0-0											
8-2-1		2-2-0		0-0-0		NON-CONFERENCE		3-0-1		3-0-0		0-0-0											
6-0-1		2-0-0		0-0-0		HOME		3-0-1		1-0-0		0-0-0											
0-1-0		0-1-0		0-0-		AWAY		0-0-0		0-0-0		0-0-0											
2-1-0		0-1-0		0-0-0		NEUTRAL		0-0-0		2-0-0		0-0-0											
5-4-2		1-0-1		0-3-1		CONFERENCE		2-1-0		1-0-0		1-0-0											
4-1-0		1-0-0		0-1-0		HOME		1-0-0		1-0-0		1-0-0											
1-2-2		0-0-1		0-1-1		AWAY		1-1-0		0-0-0		0-0-0											
0-1-0		0-0-0		0-1-0		NEUTRAL		0-0-0		0-0-0		0-0-0											
RPI	S	Opponent		Score		RPI	S	Opponent		Score		RPI	S	Opponent		Score							
1	N	North Carolina		0	1	27	A	Texas		1	2	52	A	Missouri		4	5	101	H	Washington St.		2	0
5	A	Penn St.		0	3	28	H	Nebraska		1	2	56	A	Oklahoma		4	1	122	H	Iowa St.		2	0
12	H	Duke		2	1	28	N	Nebraska		1	2	57	H	Southern Methodist		1	1	131	N	Oregon		4	0
17	A	Kansas		1	1	40	A	Oklahoma St.		0	0	57	H	Southern Methodist		3	1	138	N	Colorado Col.		2	0
22	H	Colorado		2	0							72	H	South Carolina		2	1	153	H	Texas Tech		8	0
24	H	Utah		1	0							84	H	Baylor		3	0						
												86	H	TCU		6	0						
LAST 10 GAMES																							
						5	A	Penn St.		0	3	22	H	Colorado		2	0						
						12	H	Duke		2	1	28	H	Nebraska		1	2						
						57	H	Southern Methodist		1	1	52	A	Missouri		4	5						
						28	N	Nebraska		1	2	122	H	Iowa St.		2	0						
						27	A	Texas		1	2	84	H	Baylor		3	0						

Non-Div. I Games:

Texas A&amp;M

Average RPI Win: 78		WON-LOST RECORD		WINNING PCT. RANK		LAST 10 GAMES		STRENGTH OF SCHEDULE		OPP. STRENGTH OF SCHEDULE		TEAM RPI		ADJ RPI		CONF. RPI		ADJ CONF. RPI	
DIV. I ONLY		11-8-6		.56 104		7-3-0		5		30		23		.62014 19		4		4	
DIV. I NON-CONF.		5-5-2		.5 133		4-2-0		3		33		22		.62106 21		3		3	
TOTALS		RPI 1-25		RPI 26-50		W-L RECORDS		RPI 51-100		RPI 101-150		RPI 150+							
11-8-6		2-5-1		2-1-4		OVERALL		3-2-1		3-0-0		1-0-0							
5-2-2		0-1-0		1-0-1		HOME		1-1-1		2-0-0		1-0-0							
3-3-4		2-2-1		0-0-2		AWAY		1-1-0		0-0-0		0-0-0							
3-3-1		0-2-0		1-1-1		NEUTRAL		1-0-0		1-0-0		0-0-0							
5-5-2		2-3-0		0-1-2		NON-CONFERENCE		1-1-0		1-0-0		1-0-0							
1-2-0		0-1-0		0-0-0		HOME		0-1-0		0-0-0		1-0-0							
2-1-1		2-1-0		0-1-		AWAY		0-0-0		0-0-0		0-0-0							
2-2-1		0-1-0		0-1-1		NEUTRAL		1-0-0		1-0-0		0-0-0							
6-3-4		0-2-1		2-0-2		CONFERENCE		2-1-1		2-0-0		0-0-0							
4-0-2		0-0-0		1-0-1		HOME		1-0-1		2-0-0		0-0-0							
1-2-2		0-1-1		0-0-1		AWAY		1-1-0		0-0-0		0-0-0							
1-1-0		0-1-0		1-0-0		NEUTRAL		0-0-0		0-0-0		0-0-0							
RPI	S	Opponent		Score		RPI	S	Opponent		Score		RPI	S	Opponent		Score			
5	A	Penn St.		0 2		28	N	Nebraska		1 1		63	H	Oakland		0 1			
6	A	Notre Dame		1 0		33	H	Purdue		1 1		63	N	Oakland		1 0			
6	A	Notre Dame		3 2		38	N	Southern California		1 2		74	A	Wisconsin		1 0			
7	N	Connecticut		0 5		47	A	Ohio St.		1 1		74	H	Wisconsin		2 0			
16	A	Illinois		0 0		47	N	Ohio St.		2 1		82	A	Northwestern		0 1			
16	N	Illinois		0 2		48	A	Brigham Young		0 0		91	H	Indiana		0 0			
17	H	Kansas		1 2		49	H	Michigan St.		2 1									
24	A	Utah		1 4															
LAST 10 GAMES																			
		7 N Connecticut		0 5				47 N Ohio St.		2 1									
		6 A Notre Dame		1 0				6 A Notre Dame		3 2									
		63 N Oakland		1 0				17 H Kansas		1 2									
		16 N Illinois		0 2				49 H Michigan St.		2 1									
		74 A Wisconsin		1 0				163 H Central Mich.		1 0									

Non-Div. I Games:

Michigan

Average RPI Win: 74		WON-LOST	WINNING	LAST 10	STRENGTH OF		OPP. STRENGTH	TEAM	ADJ	CONF.	ADJ CONF.
Average RPI Loss: 17		RECORD	PCT. RANK	GAMES	SCHEDULE		OF SCHEDULE	RPI	RPI	RPI	RPI
DIV. I ONLY		11-8-2	.57143	98	5-4-1		8	6	22	.61788	20
DIV. I NON-CONF.		8-2-2	.75	35	2-0-1		25	54	17	.63249	18
TOTALS		RPI 1-25	RPI 26-50		W-L RECORDS		RPI 51-100		RPI 101-150		RPI 150+
11-8-2		1-6-0	3-2-1		OVERALL		3-0-0		3-0-1		1-0-0
6-2-0		0-2-0	2-0-0		HOME		1-0-0		2-0-0		1-0-0
2-5-2		0-3-0	0-2-0		AWAY		2-0-0		0-0-1		0-0-0
3-1-1		1-1-0	1-0-1		NEUTRAL		0-0-0		1-0-0		0-0-0
8-2-2		1-1-0	0-1-1		NON-CONFERENCE		3-0-0		3-0-1		1-0-0
4-1-0		0-1-0	0-0-0		HOME		1-0-0		2-0-0		1-0-0
2-1-1		0-0-0	0-0-		AWAY		2-0-0		0-0-1		0-0-0
2-0-1		1-0-0	0-0-1		NEUTRAL		0-0-0		1-0-0		0-0-0
3-6-0		0-5-0	3-1-0		CONFERENCE		0-0-0		0-0-0		0-0-0
2-1-0		0-1-0	2-0-0		HOME		0-0-0		0-0-0		0-0-0
0-4-0		0-3-0	0-1-0		AWAY		0-0-0		0-0-0		0-0-0
1-1-0		0-1-0	1-0-0		NEUTRAL		0-0-0		0-0-0		0-0-0
RPI S	Opponent	Score	RPI S	Opponent	Score	RPI S	Opponent	Score	RPI S	Opponent	Score
1 H	North Carolina	0 4	26 H	Clemson	2 1	62 H	Navy	2 1	101 N	Washington St.	3 0
4 A	Florida St.	1 2	26 N	Clemson	2 1	68 A	William & Mary	2 1	115 H	Loyola (Md.)	1 0
4 N	Florida St.	0 1	31 H	Wake Forest	5 1	81 A	George Mason	2 0	117 H	James Madison	6 0
5 H	Penn St.	0 3	42 N	Rutgers	1 1				125 A	George Washington	2 2
8 N	Tennessee	3 1	45 A	Washington	1 2				175 H	Towson	3 2
11 A	Virginia	0 1	50 A	North Carolina St.	0 1						
12 A	Duke	0 1									
LAST 10 GAMES											
42 N	Rutgers	1 1	31 H	Wake Forest	5 1						
4 N	Florida St.	0 1	81 A	George Mason	2 0						
26 N	Clemson	2 1	50 A	North Carolina St.	0 1						
62 H	Navy	2 1	11 A	Virginia	0 1						
12 A	Duke	0 1	26 H	Clemson	2 1						

Non-Div. I Games:

Maryland

[illegible]

**Non-Div. I Games:**

Boston College

[illegible]

**Non-Div. I Games:**

Colorado

Average RPI Win:	104	WON-LOST RECORD	WINNING PCT. RANK	LAST 10 GAMES	STRENGTH OF SCHEDULE	OPP. STRENGTH OF SCHEDULE	TEAM RPI	ADJ RPI	CONF. RPI	ADJ CONF. RPI		
DIV. I ONLY		11-3-3	.73529	26	5-3-2	44	60	20	.61554	23	7	7
DIV. I NON-CONF.		7-1-2	.8	21	2-1-1	42	71	19	.62788	19	8	8
<hr/>												
TOTALS	RPI 1-25	RPI 26-50		W-L RECORDS		RPI 51-100		RPI 101-150		RPI 150+		
11-3-3	0-1-0	1-1-1		OVERALL		5-1-2		4-0-0		1-0-0		
7-0-0	0-0-0	1-0-0		HOME		4-0-0		2-0-0		0-0-0		
4-2-3	0-0-0	0-1-1		AWAY		1-1-2		2-0-0		1-0-0		
0-1-0	0-1-0	0-0-0		NEUTRAL		0-0-0		0-0-0		0-0-0		
<hr/>												
7-1-2	0-1-0	1-0-1		NON-CONFERENCE		3-0-1		2-0-0		1-0-0		
4-0-0	0-0-0	1-0-0		HOME		3-0-0		0-0-0		0-0-0		
3-0-2	0-0-0	0-1-		AWAY		0-0-1		2-0-0		1-0-0		
0-1-0	0-1-0	0-0-0		NEUTRAL		0-0-0		0-0-0		0-0-0		
<hr/>												
4-2-1	0-0-0	0-1-0		CONFERENCE		2-1-1		2-0-0		0-0-0		
3-0-0	0-0-0	0-0-0		HOME		1-0-0		2-0-0		0-0-0		
1-2-1	0-0-0	0-1-0		AWAY		1-1-1		0-0-0		0-0-0		
0-0-0	0-0-0	0-0-0		NEUTRAL		0-0-0		0-0-0		0-0-0		
<hr/>												
RPI S	Opponent	Score	RPI S	Opponent	Score	RPI S	Opponent	Score	RPI S	Opponent	Score	
15 N	Villanova	1 2	34 A	Dartmouth	2 3	55 A	Harvard	1 1	107 A	Syracuse	3 1	
			36 H	UNC Greensboro	3 0	59 H	Yale	4 2	120 H	Cornell	2 1	
			42 A	Rutgers	2 2	65 A	Brown	1 0	134 A	American	4 1	
						66 H	Boston U.	2 0	140 H	Columbia	3 0	
						67 H	St. Louis	2 1	257 A	Sacramento St.	3 1	
						69 A	Pennsylvania	2 3				
						89 A	California	1 1				
						96 H	Hartford	3 1				
<hr/>												
LAST 10 GAMES												
15 N	Villanova	1 2	140 H	Columbia	3 0	66 H	Boston U.	2 0				
69 A	Pennsylvania	2 3	65 A	Brown	1 0	42 A	Rutgers	2 2				
120 H	Cornell	2 1	34 A	Dartmouth	2 3							
107 A	Syracuse	3 1										
55 A	Harvard	1 1										

Non-Div. I Games:

Princeton

Average RPI Win: 120		WON-LOST RECORD	WINNING PCT. RANK		LAST 10 GAMES	STRENGTH OF SCHEDULE	OPP. STRENGTH OF SCHEDULE	TEAM RPI	ADJ RPI		CONF. RPI	ADJ CONF. RPI							
Average RPI Loss: 138																			
DIV. I ONLY		16-2-2	.85	5	7-1-2	81	88	19	.61229	24	9	9							
DIV. I NON-CONF.		9-2-1	.79167	23	0-1-1	90	97	30	.59886	33	9	9							
<hr/>																			
TOTALS		RPI 1-25		RPI 26-50		W-L RECORDS		RPI 51-100		RPI 101-150		RPI 150+							
16-2-2		2-1-0		2-0-0		OVERALL		2-0-0		4-0-1		6-1-1							
9-0-2		2-0-0		1-0-0		HOME		0-0-0		2-0-1		4-0-1							
7-2-0		0-1-0		1-0-0		AWAY		2-0-0		2-0-0		2-1-0							
0-0-0		0-0-0		0-0-0		NEUTRAL		0-0-0		0-0-0		0-0-0							
9-2-1		2-1-0		0-0-0		NON-CONFERENCE		2-0-0		2-0-0		3-1-1							
5-0-1		2-0-0		0-0-0		HOME		0-0-0		1-0-0		2-0-1							
4-2-0		0-1-0		0-0-		AWAY		2-0-0		1-0-0		1-1-0							
0-0-0		0-0-0		0-0-0		NEUTRAL		0-0-0		0-0-0		0-0-0							
7-0-1		0-0-0		2-0-0		CONFERENCE		0-0-0		2-0-1		3-0-0							
4-0-1		0-0-0		1-0-0		HOME		0-0-0		1-0-1		2-0-0							
3-0-0		0-0-0		1-0-0		AWAY		0-0-0		1-0-0		1-0-0							
0-0-0		0-0-0		0-0-0		NEUTRAL		0-0-0		0-0-0		0-0-0							
RPI	S	Opponent		Score		RPI	S	Opponent		Score		RPI	S	Opponent		Score			
2	H	Florida		1	0	48	A	Brigham Young		1	0	84	A	Baylor		3	2		
18	A	Texas A&M		0	1	48	H	Brigham Young		2	0	87	A	St. Mary's (Cal.)		2	0		
19	H	Michigan		4	1									104		H	Wyoming	2	0
														121		A	UNLV	5	1
														121		H	UNLV	0	0
														139		H	Colgate	3	2
														149		A	Utah St.	1	0
														160		H	Air Force	4	0
														176		A	San Diego St.	2	0
														178		A	Idaho St.	2	0
														178		H	Idaho St.	0	0
														190		H	New Mexico	1	0
														193		H	Montana	2	1
														226		H	Weber St.	3	0
														257		A	Sacramento St.	0	1
<hr/>																			
LAST 10 GAMES																			
178	H	Idaho St.		0	0	176	A	San Diego St.		2	0								
48	H	Brigham Young		2	0	121	A	UNLV		5	1								
121	H	UNLV		0	0	190	H	New Mexico		1	0								
48	A	Brigham Young		1	0	160	H	Air Force		4	0								
104	H	Wyoming		2	0	257	A	Sacramento St.		0	1								

Non-Div. I Games:

Utah



Average RPI Win:	104	WON-LOST RECORD	WINNING PCT. RANK	LAST 10 GAMES	STRENGTH OF SCHEDULE	OPP. STRENGTH OF SCHEDULE	TEAM RPI	ADJ RPI	CONF. RPI	ADJ CONF. RPI		
DIV. I ONLY		14-6-1	.69048	38	5-4-1	39	32	24	.61186	25	6	5
DIV. I NON-CONF.		11-3-0	.78571	25	2-1-0	36	26	16	.63725	15	7	7
<hr/>												
TOTALS	RPI 1-25	RPI 26-50		W-L RECORDS		RPI 51-100		RPI 101-150		RPI 150+		
14-6-1	1-4-0	1-1-0		OVERALL		6-1-1		4-0-0		2-0-0		
5-3-1	0-2-0	0-0-0		HOME		2-1-1		3-0-0		0-0-0		
6-2-0	0-2-0	0-0-0		AWAY		3-0-0		1-0-0		2-0-0		
3-1-0	1-0-0	1-1-0		NEUTRAL		1-0-0		0-0-0		0-0-0		
11-3-0	1-2-0	1-1-0		NON-CONFERENCE		4-0-0		4-0-0		1-0-0		
4-1-0	0-1-0	0-0-0		HOME		1-0-0		3-0-0		0-0-0		
4-1-0	0-1-0	0-0-		AWAY		2-0-0		1-0-0		1-0-0		
3-1-0	1-0-0	1-1-0		NEUTRAL		1-0-0		0-0-0		0-0-0		
3-3-1	0-2-0	0-0-0		CONFERENCE		2-1-1		0-0-0		1-0-0		
1-2-1	0-1-0	0-0-0		HOME		1-1-1		0-0-0		0-0-0		
2-1-0	0-1-0	0-0-0		AWAY		1-0-0		0-0-0		1-0-0		
0-0-0	0-0-0	0-0-0		NEUTRAL		0-0-0		0-0-0		0-0-0		
<hr/>												
RPI S	Opponent	Score		RPI S	Opponent	Score		RPI S	Opponent	Score		
3 A	UCLA	0	2	31 N	Wake Forest	0	1	53 A	San Diego	2	1	
3 H	UCLA	0	2	38 N	Southern California	1	0	54 H	Loyola Marymount	2	0	
10 A	Santa Clara	0	5					58 A	Stanford	1	0	
13 N	Auburn	4	0					73 A	UC Santa Barb.	3	2	
14 H	Portland	1	2					78 N	Va. Commonwealth	3	0	
								87 H	St. Mary's (Cal.)	1	1	
								97 H	Cal St. Fullerton	1	0	
								100 H	Gonzaga	0	1	
<hr/>												
LAST 10 GAMES												
3 A	UCLA	0	2	14 H	Portland	1	2					
38 N	Southern California	1	0	10 A	Santa Clara	0	5					
230 A	San Francisco	1	0	53 A	San Diego	2	1					
87 H	St. Mary's (Cal.)	1	1	54 H	Loyola Marymount	2	0					
100 H	Gonzaga	0	1	73 A	UC Santa Barb.	3	2					

Non-Div. I Games:

Pepperdine

Average RPI Win: 94		WON-LOST	WINNING	LAST 10	STRENGTH OF		OPP. STRENGTH	TEAM	ADJ	CONF.	ADJ CONF.
Average RPI Loss: 29		RECORD	PCT. RANK	GAMES	SCHEDULE		OF SCHEDULE	RPI	RPI	RPI	RPI
DIV. I ONLY		11-7-2	.6	76	4-5-1		19	19	26	.61182	26
DIV. I NON-CONF.		7-3-2	.66667	66	1-1-1		39	96	39	.5945	37
TOTALS		RPI 1-25	RPI 26-50		W-L RECORDS		RPI 51-100		RPI 101-150		RPI 150+
11-7-2		2-4-0	2-2-1		OVERALL		3-1-1		1-0-0		3-0-0
8-2-0		2-1-0	1-1-0		HOME		2-0-0		1-0-0		2-0-0
1-3-2		0-2-0	1-0-1		AWAY		0-1-1		0-0-0		0-0-0
2-2-0		0-1-0	0-1-0		NEUTRAL		1-0-0		0-0-0		1-0-0
7-3-2		0-0-0	0-2-1		NON-CONFERENCE		3-1-1		1-0-0		3-0-0
5-1-0		0-0-0	0-1-0		HOME		2-0-0		1-0-0		2-0-0
0-1-2		0-0-0	0-1-		AWAY		0-1-1		0-0-0		0-0-0
2-1-0		0-0-0	0-1-0		NEUTRAL		1-0-0		0-0-0		1-0-0
4-4-0		2-4-0	2-0-0		CONFERENCE		0-0-0		0-0-0		0-0-0
3-1-0		2-1-0	1-0-0		HOME		0-0-0		0-0-0		0-0-0
1-2-0		0-2-0	1-0-0		AWAY		0-0-0		0-0-0		0-0-0
0-1-0		0-1-0	0-0-0		NEUTRAL		0-0-0		0-0-0		0-0-0
RPI S	Opponent	Score	RPI S	Opponent	Score	RPI S	Opponent	Score	RPI S	Opponent	Score
1 A	North Carolina	1 6	27 H	Texas	0 1	53 A	San Diego	1 1	145 H	Col. of Charleston	6 0
4 H	Florida St.	0 1	31 A	Wake Forest	3 1	64 H	UAB	4 0	155 N	Rhode Island	2 0
11 H	Virginia	2 1	35 N	Georgia	1 2	70 N	Dayton	2 0	183 H	Wofford	6 2
12 H	Duke	1 0	43 A	Furman	0 0	72 H	South Carolina	1 0	237 H	Coastal Caro.	2 0
20 A	Maryland	1 2	50 H	North Carolina St.	3 0	97 A	Cal St. Fullerton	0 1			
20 N	Maryland	1 2									
LAST 10 GAMES											
35 N	Georgia	1 2	31 A	Wake Forest	3 1						
20 N	Maryland	1 2	1 A	North Carolina	1 6						
11 H	Virginia	2 1	4 H	Florida St.	0 1						
145 H	Col. of Charleston	6 0	20 A	Maryland	1 2						
12 H	Duke	1 0	43 A	Furman	0 0						

Non-Div. I Games:

Clemson

Average RPI Win: 76		WON-LOST RECORD		WINNING PCT. RANK		LAST 10 GAMES		STRENGTH OF SCHEDULE		OPP. STRENGTH OF SCHEDULE		TEAM RPI		ADJ RPI		CONF. RPI		ADJ CONF. RPI	
DIV. I ONLY		12-9-0		.57143 98		6-4-0		18		15		29		.60778 27		3		3	
DIV. I NON-CONF.		5-5-0		.5 133		0-1-0		12		17		31		.60175 29		2		2	
TOTALS		RPI 1-25		RPI 26-50		W-L RECORDS		RPI 51-100		RPI 101-150		RPI 150+							
12-9-0		2-4-0		3-4-0		OVERALL		2-1-0		4-0-0		1-0-0							
6-1-0		1-1-0		1-0-0		HOME		1-0-0		2-0-0		1-0-0							
4-4-0		1-1-0		1-2-0		AWAY		1-1-0		1-0-0		0-0-0							
2-4-0		0-2-0		1-2-0		NEUTRAL		0-0-0		1-0-0		0-0-0							
5-5-0		0-3-0		2-2-0		NON-CONFERENCE		0-0-0		3-0-0		0-0-0							
2-0-0		0-0-0		0-0-0		HOME		0-0-0		2-0-0		0-0-0							
1-2-0		0-1-0		1-0-		AWAY		0-0-0		0-0-0		0-0-0							
2-3-0		0-2-0		1-1-0		NEUTRAL		0-0-0		1-0-0		0-0-0							
7-4-0		2-1-0		1-2-0		CONFERENCE		2-1-0		1-0-0		1-0-0							
4-1-0		1-1-0		1-0-0		HOME		1-0-0		0-0-0		1-0-0							
3-2-0		1-0-0		0-1-0		AWAY		1-1-0		1-0-0		0-0-0							
0-1-0		0-0-0		0-1-0		NEUTRAL		0-0-0		0-0-0		0-0-0							
RPI S	Opponent		Score		RPI S	Opponent		Score		RPI S	Opponent		Score		RPI S	Opponent		Score	
1 N	North Carolina		0	1	26 A	Clemson		1	0	52 A	Missouri		2	1	101 H	Washington St.		2	0
12 A	Duke		2	3	28 H	Nebraska		3	2	56 A	Oklahoma		1	2	122 A	Iowa St.		1	0
14 N	Portland		0	2	29 N	Mississippi		0	1	84 H	Baylor		4	0	129 N	East Caro.		5	3
17 A	Kansas		1	0	40 A	Oklahoma St.		1	3						136 H	LSU		4	3
18 H	Texas A&M		2	1	40 N	Oklahoma St.		0	1						153 H	Texas Tech		7	0
22 H	Colorado		0	1	43 N	Furman		4	0										
					45 A	Washington		1	3										
LAST 10 GAMES																			
29 N	Mississippi		0	1	122 A	Iowa St.		1	0										
40 N	Oklahoma St.		0	1	52 A	Missouri		2	1										
18 H	Texas A&M		2	1	153 H	Texas Tech		7	0										
28 H	Nebraska		3	2	84 H	Baylor		4	0										
22 H	Colorado		0	1	40 A	Oklahoma St.		1	3										

Non-Div. I Games:

Texas

Average RPI Win:	84	WON-LOST RECORD	WINNING PCT. RANK	LAST 10 GAMES	STRENGTH OF SCHEDULE	OPP. STRENGTH OF SCHEDULE	TEAM RPI	ADJ RPI	CONF. RPI	ADJ CONF. RPI					
DIV. I ONLY		13-8-1	.61364	71	5-5-0	29	9	30	.60602	28	3	3			
DIV. I NON-CONF.		6-3-1	.65	76	1-1-0	22	14	21	.61707	23	2	2			
<hr/>															
TOTALS	RPI 1-25	RPI 26-50		W-L RECORDS		RPI 51-100		RPI 101-150		RPI 150+					
13-8-1	2-5-1	2-1-0		OVERALL		5-2-0		2-0-0		2-0-0					
8-2-0	0-2-0	1-0-0		HOME		4-0-0		2-0-0		1-0-0					
3-5-1	1-3-0	0-1-0		AWAY		1-1-0		0-0-0		1-0-0					
2-1-1	1-0-1	1-0-0		NEUTRAL		0-1-0		0-0-0		0-0-0					
6-3-1	0-3-1	1-0-0		NON-CONFERENCE		3-0-0		1-0-0		1-0-0					
4-1-0	0-1-0	0-0-0		HOME		2-0-0		1-0-0		1-0-0					
1-2-0	0-2-0	0-0-		AWAY		1-0-0		0-0-0		0-0-0					
1-0-1	0-0-1	1-0-0		NEUTRAL		0-0-0		0-0-0		0-0-0					
7-5-0	2-2-0	1-1-0		CONFERENCE		2-2-0		1-0-0		1-0-0					
4-1-0	0-1-0	1-0-0		HOME		2-0-0		1-0-0		0-0-0					
2-3-0	1-1-0	0-1-0		AWAY		0-1-0		0-0-0		1-0-0					
1-1-0	1-0-0	0-0-0		NEUTRAL		0-1-0		0-0-0		0-0-0					
<hr/>															
RPI S	Opponent	Score		RPI S	Opponent	Score		RPI S	Opponent	Score		RPI S	Opponent	Score	
1 A	North Carolina	0	6	27 A	Texas	2	3	52 H	Missouri	3	1	122 H	Iowa St.	5	1
12 H	Duke	1	3	40 H	Oklahoma St.	3	2	52 N	Missouri	2	3	137 H	Iowa	3	0
14 A	Portland	1	4	45 N	Washington	2	1	56 H	Oklahoma	2	1	153 A	Texas Tech	3	1
17 H	Kansas	0	1					74 A	Wisconsin	2	1	228 H	Murray St.	2	0
18 A	Texas A&M	2	1					75 H	DePaul	1	0				
18 N	Texas A&M	2	1					76 H	Mississippi St.	1	0				
19 N	Michigan	1	1					84 A	Baylor	1	2				
22 A	Colorado	1	3												
<hr/>															
LAST 10 GAMES															
14 A	Portland	1	4	27 A	Texas	2	3								
45 N	Washington	2	1	18 A	Texas A&M	2	1								
52 N	Missouri	2	3	17 H	Kansas	0	1								
18 N	Texas A&M	2	1	40 H	Oklahoma St.	3	2								
22 A	Colorado	1	3	56 H	Oklahoma	2	1								

Non-Div. I Games:

Nebraska

Average RPI Win: 120		WON-LOST	WINNING	LAST 10	STRENGTH OF		OPP. STRENGTH	TEAM	ADJ	CONF.	ADJ CONF.						
Average RPI Loss: 11		RECORD	PCT. RANK	GAMES	SCHEDULE		OF SCHEDULE	RPI	RPI	RPI	RPI						
DIV. I ONLY		15-6-2	.69565	37	4-4-2		54	27	28	.60328	29	2	2				
DIV. I NON-CONF.		10-1-0	.90909	3	1-0-0		140	65	24	.61347	26	4	4				
<hr/>																	
TOTALS		RPI 1-25		RPI 26-50		W-L RECORDS		RPI 51-100		RPI 101-150		RPI 150+					
15-6-2		1-5-0		1-1-0		OVERALL		2-0-2		7-0-0		4-0-0					
9-2-2		0-2-0		0-0-0		HOME		1-0-2		5-0-0		3-0-0					
3-3-0		1-2-0		0-1-0		AWAY		0-0-0		2-0-0		0-0-0					
3-1-0		0-1-0		1-0-0		NEUTRAL		1-0-0		0-0-0		1-0-0					
<hr/>																	
10-1-0		0-1-0		1-0-0		NON-CONFERENCE		1-0-0		4-0-0		4-0-0					
8-0-0		0-0-0		0-0-0		HOME		1-0-0		4-0-0		3-0-0					
0-1-0		0-1-0		0-0-		AWAY		0-0-0		0-0-0		0-0-0					
2-0-0		0-0-0		1-0-0		NEUTRAL		0-0-0		0-0-0		1-0-0					
<hr/>																	
5-5-2		1-4-0		0-1-0		CONFERENCE		1-0-2		3-0-0		0-0-0					
1-2-2		0-2-0		0-0-0		HOME		0-0-2		1-0-0		0-0-0					
3-2-0		1-1-0		0-1-0		AWAY		0-0-0		2-0-0		0-0-0					
1-1-0		0-1-0		0-0-0		NEUTRAL		1-0-0		0-0-0		0-0-0					
<hr/>																	
RPI	S	Opponent		Score		RPI	S	Opponent		Score		RPI	S	Opponent		Score	
2	A	Florida		3	4	27	N	Texas		1	0	52	H	Missouri		2	1
2	H	Florida		0	1	35	A	Georgia		1	2	61	N	Kentucky		2	1
4	A	Florida St.		1	2							72	H	South Carolina		0	0
8	A	Tennessee		1	0							76	H	Mississippi St.		0	0
8	N	Tennessee		0	2												
13	H	Auburn		1	2												
				</													

Non-Div. I Games:

Mississippi

Average RPI Win:		151	WON-LOST RECORD		WINNING PCT. RANK		LAST 10 GAMES		STRENGTH OF SCHEDULE		OPP. STRENGTH OF SCHEDULE		TEAM RPI		ADJ RPI		CONF. RPI		ADJ CONF. RPI				
DIV. I ONLY			18-2-2		.86364 2		7-1-2		124		95		27		.59963 30		12		12				
DIV. I NON-CONF.			9-2-0		.81818 15		0-1-0		169		76		53		.57554 52		12		12				
TOTALS		RPI 1-25		RPI 26-50		W-L RECORDS		RPI 51-100		RPI 101-150		RPI 150+											
18-2-2		0-1-0		0-1-0		OVERALL		4-0-2		5-0-0		9-0-0											
8-0-1		0-0-0		0-0-0		HOME		3-0-1		2-0-0		3-0-0											
8-1-1		0-1-0		0-0-0		AWAY		0-0-1		3-0-0		5-0-0											
2-1-0		0-0-0		0-1-0		NEUTRAL		1-0-0		0-0-0		1-0-0											
9-2-0		0-1-0		0-1-0		NON-CONFERENCE		3-0-0		1-0-0		5-0-0											
5-0-0		0-0-0		0-0-0		HOME		3-0-0		0-0-0		2-0-0											
3-1-0		0-1-0		0-0-		AWAY		0-0-0		1-0-0		2-0-0											
1-1-0		0-0-0		0-1-0		NEUTRAL		0-0-0		0-0-0		1-0-0											
9-0-2		0-0-0		0-0-0		CONFERENCE		1-0-2		4-0-0		4-0-0											
3-0-1		0-0-0		0-0-0		HOME		0-0-1		2-0-0		1-0-0											
5-0-1		0-0-0		0-0-0		AWAY		0-0-1		2-0-0		3-0-0											
1-0-0		0-0-0		0-0-0		NEUTRAL		1-0-0		0-0-0		0-0-0											
RPI	S	Opponent		Score		RPI	S	Opponent		Score		RPI	S	Opponent		Score							
10	A	Santa Clara		0 2		39	N	Arizona St.		1 3		53	H	San Diego		3 1							
												54	H	Loyola Marymount		1 0							
												73	A	UC Santa Barb.		2 2							
												73	N	UC Santa Barb.		2 0							
												84	H	Baylor		1 0							
												97	H	Cal St. Fullerton		1 1							
												101	A	Washington St.		1 0							
												102	A	UC Irvine		2 1							
												102	A	UC Irvine		2 0							
												103	H	UC Riverside		1 0							
												149	H	Utah St.		2 0							
												154	A	Long Beach St.		2 0							
												160	H	Air Force		3 0							
												193	A	Montana		3 0							
												194	N	Portland St.		2 0							
												217	A	Cal St. Northridge		4 0							
												225	A	Pacific (Cal.)		2 0							
												242	A	Boise St.		2 1							
												247	H	Idaho		3 0							
												266	H	Nevada		3 0							
LAST 10 GAMES																							
39 N Arizona St.						1 3						225 A Pacific (Cal.)						2 0					
73 N UC Santa Barb.						2 0						217 A Cal St. Northridge						4 0					
102 A UC Irvine						2 0						73 A UC Santa Barb.						2 2					
247 H Idaho						3 0						97 H Cal St. Fullerton						1 1					
149 H Utah St.						2 0						103 H UC Riverside						1 0					

**Non-Div. I Games:**

Cal Poly

## Wake Forest

## Through Games Of 2003 FINAL

Average RPI Win:	112	WON-LOST RECORD	WINNING PCT. RANK	LAST 10 GAMES	STRENGTH OF SCHEDULE	OPP. STRENGTH OF SCHEDULE	TEAM RPI	ADJ RPI	CONF. RPI	ADJ CONF. RPI		
Average RPI Loss:	15											
DIV. I ONLY		10-7-3	.575	92	2-6-2	30	4	32	.59646	31	1	1
DIV. I NON-CONF.		9-2-1	.79167	23	1-1-0	87	32	25	.61445	25	1	1
<hr/>												
TOTALS	RPI 1-25	RPI 26-50		W-L RECORDS		RPI 51-100		RPI 101-150		RPI 150+		
10-7-3	1-5-3	2-2-0		OVERALL		1-0-0		4-0-0		2-0-0		
5-1-1	0-0-1	1-1-0		HOME		0-0-0		3-0-0		1-0-0		
3-3-2	0-3-2	1-0-0		AWAY		0-0-0		1-0-0		1-0-0		
2-3-0	1-2-0	0-1-0		NEUTRAL		1-0-0		0-0-0		0-0-0		
9-2-1	1-1-1	1-1-0		NON-CONFERENCE		1-0-0		4-0-0		2-0-0		
4-0-0	0-0-0	0-0-0		HOME		0-0-0		3-0-0		1-0-0		
3-0-1	0-0-1	1-0-		AWAY		0-0-0		1-0-0		1-0-0		
2-2-0	1-1-0	0-1-0		NEUTRAL		1-0-0		0-0-0		0-0-0		
1-5-2	0-4-2	1-1-0		CONFERENCE		0-0-0		0-0-0		0-0-0		
1-1-1	0-0-1	1-1-0		HOME		0-0-0		0-0-0		0-0-0		
0-3-1	0-3-1	0-0-0		AWAY		0-0-0		0-0-0		0-0-0		
0-1-0	0-1-0	0-0-0		NEUTRAL		0-0-0		0-0-0		0-0-0		
RPI	S	Opponent	Score	RPI	S	Opponent	Score	RPI	S	Opponent	Score	
1	A	North Carolina	0 6	26	H	Clemson	1 3	89	N	California	2 1	
4	H	Florida St.	0 0	36	A	UNC Greensboro	3 1					
4	N	Florida St.	1 2	36	N	UNC Greensboro	1 2					
6	N	Notre Dame	0 3	50	H	North Carolina St.	3 0					
7	A	Connecticut	0 0									
11	A	Virginia	2 2									
12	A	Duke	0 1									
20	A	Maryland	1 5									
25	N	Pepperdine	1 0									
<hr/>												
LAST 10 GAMES												
36	N	UNC Greensboro	1 2	4	H	Florida St.	0 0					
4	N	Florida St.	1 2	1	A	North Carolina	0 6					
50	H	North Carolina St.	3 0	11	A	Virginia	2 2					
20	A	Maryland	1 5	108	A	Charlotte	4 1					
26	H	Clemson	1 3	12	A	Duke	0 1					

Non-Div. I Games:

Wake Forest

Average RPI Win:		161	WON-LOST RECORD		WINNING PCT. RANK		LAST 10 GAMES		STRENGTH OF SCHEDULE		OPP. STRENGTH OF SCHEDULE		TEAM RPI		ADJ RPI		CONF. RPI		ADJ CONF. RPI	
Average RPI Loss:		54																		
DIV. I ONLY			17-4-0		.80952		9		8-2-0		95		119		31		.5946		32	
DIV. I NON-CONF.			7-3-0		.7		50		0-2-0		80		79		45		.58545		45	
TOTALS		RPI 1-25		RPI 26-50		W-L RECORDS		RPI 51-100		RPI 101-150		RPI 150+								
17-4-0		1-2-0		0-0-0		OVERALL		2-1-0		5-1-0		9-0-0								
6-1-0		1-1-0		0-0-0		HOME		0-0-0		1-0-0		4-0-0								
5-3-0		0-1-0		0-0-0		AWAY		0-1-0		3-1-0		2-0-0								
6-0-0		0-0-0		0-0-0		NEUTRAL		2-0-0		1-0-0		3-0-0								
7-3-0		1-2-0		0-0-0		NON-CONFERENCE		1-0-0		2-1-0		3-0-0								
2-1-0		1-1-0		0-0-0		HOME		0-0-0		1-0-0		0-0-0								
1-2-0		0-1-0		0-0-		AWAY		0-0-0		0-1-0		1-0-0								
4-0-0		0-0-0		0-0-0		NEUTRAL		1-0-0		1-0-0		2-0-0								
10-1-0		0-0-0		0-0-0		CONFERENCE		1-1-0		3-0-0		6-0-0								
4-0-0		0-0-0		0-0-0		HOME		0-0-0		0-0-0		4-0-0								
4-1-0		0-0-0		0-0-0		AWAY		0-1-0		3-0-0		1-0-0								
2-0-0		0-0-0		0-0-0		NEUTRAL		1-0-0		0-0-0		1-0-0								
RPI	S	Opponent		Score		RPI	S	Opponent		Score		RPI	S	Opponent		Score				
14	A	Portland		0 1								103	H	UC Riverside		1 0				
14	H	Portland		4 3								104	A	Wyoming		0 1				
22	H	Colorado		0 3								108	N	Charlotte		4 3				
												109	A	Western Ky.		3 0				
												109	A	Western Ky.		1 0				
												113	A	Middle Tenn.		4 2				
												171	N	Seton Hall		2 0				
												185	H	South Ala.		6 0				
												220	H	Arkansas St.		2 0				
												232	H	La.-Lafayette		7 0				
												232	N	La.-Lafayette		5 0				
												236	A	Northern Ariz.		2 1				
												240	H	Ark.-Little Rock		5 0				
												251	A	Florida Int'l		3 1				
												254	N	San Jose St.		2 1				
LAST 10 GAMES																				
							</													

Non-Div. I Games: Northern Colo. 3 0

Denver



Average RPI Win: 114		WON-LOST RECORD		WINNING PCT. RANK		LAST 10 GAMES		STRENGTH OF SCHEDULE		OPP. STRENGTH OF SCHEDULE		TEAM RPI		ADJ RPI		CONF. RPI		ADJ CONF. RPI	
DIV. I ONLY		14-6-3		.67391 48		5-4-1		57		35		34		.59252 33		4		4	
DIV. I NON-CONF.		7-3-1		.68182 60		3-2-0		102		80		59		.5689 57		3		3	
TOTALS		RPI 1-25		RPI 26-50		W-L RECORDS		RPI 51-100		RPI 101-150		RPI 150+							
14-6-3		1-2-2		1-1-0		OVERALL		6-2-0		3-1-0		3-0-1							
3-2-2		1-0-1		0-1-0		HOME		0-1-0		0-0-0		2-0-1							
5-3-1		0-1-1		1-0-0		AWAY		2-1-0		2-1-0		0-0-0							
6-1-0		0-1-0		0-0-0		NEUTRAL		4-0-0		1-0-0		1-0-0							
7-3-1		0-1-0		0-0-0		NON-CONFERENCE		3-1-0		1-1-0		3-0-1							
2-0-1		0-0-0		0-0-0		HOME		0-0-0		0-0-0		2-0-1							
0-3-0		0-1-0		0-0-		AWAY		0-1-0		0-1-0		0-0-0							
5-0-0		0-0-0		0-0-0		NEUTRAL		3-0-0		1-0-0		1-0-0							
7-3-2		1-1-2		1-1-0		CONFERENCE		3-1-0		2-0-0		0-0-0							
1-2-1		1-0-1		0-1-0		HOME		0-1-0		0-0-0		0-0-0							
5-0-1		0-0-1		1-0-0		AWAY		2-0-0		2-0-0		0-0-0							
1-1-0		0-1-0		0-0-0		NEUTRAL		1-0-0		0-0-0		0-0-0							
RPI	S	Opponent		Score		RPI	S	Opponent		Score		RPI	S	Opponent		Score			
1	A	North Carolina		0	7	47	H	Ohio St.		1	2	52	A	Missouri		1	2		
5	H	Penn St.		3	1	49	A	Michigan St.		2	1	74	A	Wisconsin		1	0		
16	H	Illinois		1	1							75	N	DePaul		2	1		
16	N	Illinois		0	2							80	N	Western Mich.		3	2		
19	A	Michigan		1	1							82	H	Northwestern		1	2		
												91	A	Indiana		2	1		
												91	N	Indiana		1	0		
												93	N	Illinois St.		4	0		
																</			

Non-Div. I Games:

Purdue

Average RPI Win:	94	WON-LOST RECORD	WINNING PCT. RANK	LAST 10 GAMES	STRENGTH OF SCHEDULE	OPP. STRENGTH OF SCHEDULE	TEAM RPI	ADJ RPI	CONF. RPI	ADJ CONF. RPI			
DIV. I ONLY		9-6-2	.58824	87	7-1-2	25	48	33	.59174	34	7	7	
DIV. I NON-CONF.		3-6-1	.35	212	1-1-1	35	36	106	.52007	106	8	8	
<hr/>													
TOTALS	RPI 1-25	RPI 26-50		W-L RECORDS		RPI 51-100		RPI 101-150		RPI 150+			
9-6-2	1-3-0	0-0-0		OVERALL		4-3-1		2-0-1		2-0-0			
4-2-1	1-2-0	0-0-0		HOME		0-0-0		2-0-1		1-0-0			
5-2-1	0-1-0	0-0-0		AWAY		4-1-1		0-0-0		1-0-0			
0-2-0	0-0-0	0-0-0		NEUTRAL		0-2-0		0-0-0		0-0-0			
<hr/>													
3-6-1	0-3-0	0-0-0		NON-CONFERENCE		0-3-1		1-0-0		2-0-0			
2-2-0	0-2-0	0-0-0		HOME		0-0-0		1-0-0		1-0-0			
1-2-1	0-1-0	0-0-		AWAY		0-1-1		0-0-0		1-0-0			
0-2-0	0-0-0	0-0-0		NEUTRAL		0-2-0		0-0-0		0-0-0			
<hr/>													
6-0-1	1-0-0	0-0-0		CONFERENCE		4-0-0		1-0-1		0-0-0			
2-0-1	1-0-0	0-0-0		HOME		0-0-0		1-0-1		0-0-0			
4-0-0	0-0-0	0-0-0		AWAY		4-0-0		0-0-0		0-0-0			
0-0-0	0-0-0	0-0-0		NEUTRAL		0-0-0		0-0-0		0-0-0			
<hr/>													
RPI S	Opponent	Score		RPI S	Opponent	Score		RPI S	Opponent	Score			
4 A	Florida St.	0	5			55 A	Harvard	2	1	107 H	Syracuse	3	2
11 H	Virginia	0	3			58 N	Stanford	0	1	120 H	Cornell	5	0
13 H	Auburn	0	2			59 A	Yale	1	0	140 H	Columbia	1	1
23 H	Princeton	3	2			65 A	Brown	3	0	157 H	New Hampshire	3	1
						66 A	Boston U.	1	1	188 A	Davidson	3	1
						69 A	Pennsylvania	2	0				
						72 A	South Carolina	1	3				
						79 N	Maine	1	2				
<hr/>													
LAST 10 GAMES													
4 A	Florida St.	0	5	107 H	Syracuse	3	2						
120 H	Cornell	5	0	59 A	Yale	1	0						
55 A	Harvard	2	1	66 A	Boston U.	1	1						
140 H	Columbia	1	1	23 H	Princeton	3	2						
69 A	Pennsylvania	2	0	65 A	Brown	3	0						

Non-Div. I Games:

Dartmouth

Average RPI Win:	104	WON-LOST RECORD	WINNING PCT. RANK	LAST 10 GAMES	STRENGTH OF SCHEDULE	OPP. STRENGTH OF SCHEDULE	TEAM RPI	ADJ RPI	CONF. RPI	ADJ CONF. RPI		
DIV. I ONLY		13-10-0	.56522	103	4-6-0	32	16	39	.58805	35	2	2
DIV. I NON-CONF.		8-3-0	.72727	44	1-0-0	70	59	35	.59701	34	4	4
<hr/>												
TOTALS	RPI 1-25	RPI 26-50		W-L RECORDS		RPI 51-100		RPI 101-150		RPI 150+		
13-10-0	1-7-0	2-1-0		OVERALL		4-1-0		3-1-0		3-0-0		
5-4-0	0-3-0	1-0-0		HOME		2-1-0		0-0-0		2-0-0		
3-5-0	0-3-0	0-1-0		AWAY		1-0-0		2-1-0		0-0-0		
5-1-0	1-1-0	1-0-0		NEUTRAL		1-0-0		1-0-0		1-0-0		
8-3-0	0-3-0	1-0-0		NON-CONFERENCE		2-0-0		2-0-0		3-0-0		
3-1-0	0-1-0	0-0-0		HOME		1-0-0		0-0-0		2-0-0		
1-2-0	0-2-0	0-0-		AWAY		0-0-0		1-0-0		0-0-0		
4-0-0	0-0-0	1-0-0		NEUTRAL		1-0-0		1-0-0		1-0-0		
5-7-0	1-4-0	1-1-0		CONFERENCE		2-1-0		1-1-0		0-0-0		
2-3-0	0-2-0	1-0-0		HOME		1-1-0		0-0-0		0-0-0		
2-3-0	0-1-0	0-1-0		AWAY		1-0-0		1-1-0		0-0-0		
1-1-0	1-1-0	0-0-0		NEUTRAL		0-0-0		0-0-0		0-0-0		
RPI	S	Opponent	Score	RPI	S	Opponent	Score	RPI	S	Opponent	Score	
2	H	Florida	1 2	26	N	Clemson	2 1	58	N	Stanford	1 0	
2	N	Florida	1 4	29	H	Mississippi	2 1	61	A	Kentucky	1 0	
8	A	Tennessee	0 1	46	A	Vanderbilt	0 1	72	H	South Carolina	2 1	
8	H	Tennessee	0 1					76	H	Mississippi St.	0 2	
10	A	Santa Clara	1 5					88	H	Georgia St.	2 1	
13	N	Auburn	2 1									
16	H	Illinois	1 2									
22	A	Colorado	1 2									
<hr/>												
LAST 10 GAMES												
8	A	Tennessee	0 1	46	A	Vanderbilt	0 1					
26	N	Clemson	2 1	61	A	Kentucky	1 0					
2	N	Florida	1 4	116	A	Arkansas	7 2					
13	N	Auburn	2 1	136	A	LSU	1 4					
8	H	Tennessee	0 1	2	H	Florida	1 2					

Non-Div. I Games:

Georgia

Average RPI Win:	164	WON-LOST RECORD	WINNING PCT. RANK	LAST 10 GAMES	STRENGTH OF SCHEDULE	OPP. STRENGTH OF SCHEDULE	TEAM RPI	ADJ RPI	CONF. RPI	ADJ CONF. RPI	
Average RPI Loss:	37										
DIV. I ONLY	15-7-2	.66667	52	8-2-0	46	102	37	.58791	36	13	13
DIV. I NON-CONF.	3-5-2	.4	195	1-1-0	16	25	65	.56177	64	15	15
<hr/>											
TOTALS	RPI 1-25	RPI 26-50		W-L RECORDS	RPI 51-100		RPI 101-150		RPI 150+		
15-7-2	0-3-0	2-2-0		OVERALL	0-2-2		5-0-0		8-0-0		
10-3-1	0-1-0	1-1-0		HOME	0-1-1		4-0-0		5-0-0		
4-4-1	0-2-0	0-1-0		AWAY	0-1-0		1-0-0		3-0-0		
1-0-1	0-0-0	1-0-0		NEUTRAL	0-0-1		0-0-0		0-0-0		
<hr/>											
3-5-2	0-3-0	1-1-0		NON-CONFERENCE	0-1-2		1-0-0		1-0-0		
1-3-1	0-1-0	0-1-0		HOME	0-1-1		0-0-0		1-0-0		
1-2-0	0-2-0	0-0-		AWAY	0-0-0		1-0-0		0-0-0		
1-0-1	0-0-0	1-0-0		NEUTRAL	0-0-1		0-0-0		0-0-0		
<hr/>											
12-2-0	0-0-0	1-1-0		CONFERENCE	0-1-0		4-0-0		7-0-0		
9-0-0	0-0-0	1-0-0		HOME	0-0-0		4-0-0		4-0-0		
3-2-0	0-0-0	0-1-0		AWAY	0-1-0		0-0-0		3-0-0		
0-0-0	0-0-0	0-0-0		NEUTRAL	0-0-0		0-0-0		0-0-0		
<hr/>											
RPI S	Opponent	Score	RPI S	Opponent	Score	RPI S	Opponent	Score	RPI S	Opponent	Score
1 A	North Carolina	0 5	31 H	Wake Forest	1 3	51 H	Hofstra	0 2	135 H	Appalachian St.	1 0
12 H	Duke	0 2	31 N	Wake Forest	2 1	69 N	Pennsylvania	3 3	135 H	Appalachian St.	2 0
23 A	Princeton	0 3	43 A	Furman	1 2	81 H	George Mason	0 0	141 H	East Tenn. St.	1 0
			43 H	Furman	2 0	95 A	Chattanooga	0 1	145 H	Col. of Charleston	5 1
									148 A	UNC Wilmington	2 1
									183 A	Wofford	1 0
									183 H	Wofford	2 0
									188 A	Davidson	3 1
									191 H	Old Dominion	4 3
									200 A	Western Caro.	1 0
									219 H	Ga. Southern	5 0
									239 H	Elon	1 0
									275 H	Citadel	7 0
<hr/>											
LAST 10 GAMES											
1 A	North Carolina	0 5	188 A	Davidson	3 1						
31 N	Wake Forest	2 1	219 H	Ga. Southern	5 0						
43 H	Furman	2 0	141 H	East Tenn. St.	1 0						
135 H	Appalachian St.	1 0	95 A	Chattanooga	0 1						
183 H	Wofford	2 0	200 A	Western Caro.	1 0						

Non-Div. I Games:

UNC Greensboro

Average RPI Win: 176		WON-LOST	WINNING	LAST 10	STRENGTH OF		OPP. STRENGTH	TEAM	ADJ	CONF.	ADJ CONF.				
Average RPI Loss: 28		RECORD	PCT. RANK	GAMES	SCHEDULE		OF SCHEDULE	RPI	RPI	RPI	RPI				
DIV. I ONLY		16-3-3	.79545	12	7-2-1		102	133	36	.58748	37	23	23		
DIV. I NON-CONF.		7-3-1	.68182	60	1-2-0		84	58	47	.58339	47	25	24		
TOTALS		RPI 1-25	RPI 26-50		W-L RECORDS		RPI 51-100		RPI 101-150		RPI 150+				
16-3-3		1-2-0	0-0-0		OVERALL		4-1-1		0-0-0		11-0-2				
7-0-1		0-0-0	0-0-0		HOME		1-0-0		0-0-0		6-0-1				
8-2-2		1-1-0	0-0-0		AWAY		3-1-0		0-0-0		4-0-1				
1-1-1		0-1-0	0-0-0		NEUTRAL		0-0-1		0-0-0		1-0-0				
7-3-1		1-2-0	0-0-0		NON-CONFERENCE		3-1-0		0-0-0		3-0-1				
2-0-1		0-0-0	0-0-0		HOME		1-0-0		0-0-0		1-0-1				
5-2-0		1-1-0	0-0-		AWAY		2-1-0		0-0-0		2-0-0				
0-1-0		0-1-0	0-0-0		NEUTRAL		0-0-0		0-0-0		0-0-0				
9-0-2		0-0-0	0-0-0		CONFERENCE		1-0-1		0-0-0		8-0-1				
5-0-0		0-0-0	0-0-0		HOME		0-0-0		0-0-0		5-0-0				
3-0-1		0-0-0	0-0-0		AWAY		1-0-0		0-0-0		2-0-1				
1-0-1		0-0-0	0-0-0		NEUTRAL		0-0-1		0-0-0		1-0-0				
RPI S	Opponent	Score		RPI S	Opponent	Score		RPI S	Opponent	Score		RPI S	Opponent	Score	
7 A	Connecticut	1	4					51 A	Hofstra	1	0	161 A	Monmouth	0	0
7 N	Connecticut	2	3					59 A	Yale	1	0	161 N	Monmouth	3	2
21 A	Boston College	1	0					71 A	St. John's (N.Y.)	2	3	181 A	Fairleigh Dickinson	3	1
								96 H	Hartford	2	0	182 H	Vermont	3	3
								99 A	Sacred Heart	1	0	204 H	Long Island	2	0
								99 N	Sacred Heart	0	0	222 A	Siena	2	1
												223 H	Quinnipiac	3	1
												229 A	Mt. St. Mary's	5	2
												231 H	St. Francis (Pa.)	5	2
												235 A	Massachusetts	1	0
												261 H	Marist	2	1
												264 H	Wagner	3	0
												277 H	Robert Morris	4	1
LAST 10 GAMES															
7 N	Connecticut	2	3	71 A	St. John's (N.Y.)	2	3								
21 A	Boston College	1	0	223 H	Quinnipiac	3	1								
99 N	Sacred Heart	0	0	99 A	Sacred Heart	1	0								
161 N	Monmouth	3	2	204 H	Long Island	2	0								
229 A	Mt. St. Mary's	5	2	264 H	Wagner	3	0								

Non-Div. I Games:

Central Conn. St.

Average RPI Win:		70	WON-LOST RECORD		WINNING PCT. RANK		LAST 10 GAMES		STRENGTH OF SCHEDULE		OPP. STRENGTH OF SCHEDULE		TEAM RPI		ADJ RPI		CONF. RPI		ADJ CONF. RPI	
DIV. I ONLY			9-8-4		.52381 135		5-4-1		21		10		42		.58708 38		8		8	
DIV. I NON-CONF.			4-5-3		.45833 158		0-1-0		13		3		37		.60024 31		5		5	
TOTALS		RPI 1-25		RPI 26-50		W-L RECORDS		RPI 51-100		RPI 101-150		RPI 150+								
9-8-4		3-5-0		1-1-1		OVERALL		2-1-2		3-0-1		0-1-0								
3-1-2		0-0-0		1-0-1		HOME		1-0-0		1-0-1		0-1-0								
5-5-2		2-3-0		0-1-0		AWAY		1-1-1		2-0-0		0-0-0								
1-2-1		1-2-0		0-0-0		NEUTRAL		0-0-1		0-0-0		0-0-0								
4-5-3		3-4-0		0-1-0		NON-CONFERENCE		1-0-2		0-0-1		0-0-0								
1-0-1		0-0-0		0-0-0		HOME		1-0-0		0-0-1		0-0-0								
2-3-1		2-2-0		0-0-		AWAY		0-0-1		0-0-0		0-0-0								
1-2-1		1-2-0		0-0-0		NEUTRAL		0-0-1		0-0-0		0-0-0								
5-3-1		0-1-0		1-0-1		CONFERENCE		1-1-0		3-0-0		0-1-0								
2-1-1		0-0-0		1-0-1		HOME		0-0-0		1-0-0		0-1-0								
3-2-0		0-1-0		0-0-0		AWAY		1-1-0		2-0-0		0-0-0								
0-0-0		0-0-0		0-0-0		NEUTRAL		0-0-0		0-0-0		0-0-0								
RPI	S	Opponent		Score		RPI	S	Opponent		Score		RPI	S	Opponent		Score				
2	A	Florida		3	4	39	H	Arizona St.		3	1	54	A	Loyola Marymount		0	0			
3	A	UCLA		0	2	45	H	Washington		1	1	58	A	Stanford		0	2			
4	A	Florida St.		2	1	48	A	Brigham Young		1	2	85	N	Marquette		0	0			
5	N	Penn St.		2	3							87	H	St. Mary's (Cal.)		3	2			
10	A	Santa Clara		3	0							89	A	California		1	0			
11	A	Virginia		0	3															
19	N	Michigan		2	1															
25	N	Pepperdine		0	1															
LAST 10 GAMES																				
25	N	Pepperdine		0	1	173	H	Arizona		0	1									
146	A	Oregon St.		3	0	58	A	Stanford		0	2									
131	A	Oregon		3	1	89	A	California		1	0									
3	A	UCLA		0	2	101	H	Washington St.		1	0									
39	H	Arizona St.		3	1	45	H	Washington		1	1									

Non-Div. I Games:

Southern California

Average RPI Win:	109	WON-LOST RECORD	WINNING PCT. RANK	LAST 10 GAMES	STRENGTH OF SCHEDULE	OPP. STRENGTH OF SCHEDULE	TEAM RPI	ADJ RPI	CONF. RPI	ADJ CONF. RPI		
DIV. I ONLY		13-5-3	.69048	38	6-3-1	72	38	38	.58659	39	8	8
DIV. I NON-CONF.		7-3-2	.66667	66	1-1-0	69	47	46	.58439	46	5	5
<hr/>												
TOTALS	RPI 1-25	RPI 26-50		W-L RECORDS		RPI 51-100		RPI 101-150		RPI 150+		
13-5-3	0-3-0	3-1-1		OVERALL		3-1-0		4-0-0		3-0-2		
7-0-1	0-0-0	0-0-1		HOME		3-0-0		2-0-0		2-0-0		
3-5-2	0-3-0	1-1-0		AWAY		0-1-0		2-0-0		0-0-2		
3-0-0	0-0-0	2-0-0		NEUTRAL		0-0-0		0-0-0		1-0-0		
<hr/>												
7-3-2	0-2-0	2-0-1		NON-CONFERENCE		1-1-0		1-0-0		3-0-1		
3-0-1	0-0-0	0-0-1		HOME		1-0-0		0-0-0		2-0-0		
1-3-1	0-2-0	0-0-		AWAY		0-1-0		1-0-0		0-0-1		
3-0-0	0-0-0	2-0-0		NEUTRAL		0-0-0		0-0-0		1-0-0		
<hr/>												
6-2-1	0-1-0	1-1-0		CONFERENCE		2-0-0		3-0-0		0-0-1		
4-0-0	0-0-0	0-0-0		HOME		2-0-0		2-0-0		0-0-0		
2-2-1	0-1-0	1-1-0		AWAY		0-0-0		1-0-0		0-0-1		
0-0-0	0-0-0	0-0-0		NEUTRAL		0-0-0		0-0-0		0-0-0		
<hr/>												
RPI S	Opponent	Score	RPI S	Opponent	Score	RPI S	Opponent	Score	RPI S	Opponent	Score	
3	A UCLA	1 4	30	N Cal Poly	3 1	53	A San Diego	1 2	101	A Washington St.	2 1	
6	A Notre Dame	1 3	38	A Southern California	1 3	58	H Stanford	1 0	111	A Hawaii	4 0	
10	A Santa Clara	0 1	42	N Rutgers	1 0	61	H Kentucky	4 0	131	H Oregon	3 2	
			45	A Washington	1 0	89	H California	3 2	146	H Oregon St.	1 0	
			46	H Vanderbilt	1 1				173	A Arizona	1 1	
									176	A San Diego St.	1 1	
									179	N Bowling Green	5 1	
									190	H New Mexico	2 0	
									230	H San Francisco	3 0	
<hr/>												
LAST 10 GAMES												
10	A Santa Clara	0 1	131	H Oregon	3 2							
30	N Cal Poly	3 1	38	A Southern California	1 3							
101	A Washington St.	2 1	3	A UCLA	1 4							
45	A Washington	1 0	173	A Arizona	1 1							
146	H Oregon St.	1 0	58	H Stanford	1 0							

**Non-Div. I Games:**

Arizona St.

Average RPI Win:	141	WON-LOST RECORD	WINNING PCT. RANK	LAST 10 GAMES	STRENGTH OF SCHEDULE	OPP. STRENGTH OF SCHEDULE	TEAM RPI	ADJ RPI	CONF. RPI	ADJ CONF. RPI			
DIV. I ONLY		15-5-3	.71739	30	4-5-1	101	52	44	.58596	40	3	3	
DIV. I NON-CONF.		9-1-0	.9	4	1-1-0	200	161	54	.57272	55	2	2	
<hr/>													
TOTALS	RPI 1-25	RPI 26-50		W-L RECORDS		RPI 51-100		RPI 101-150		RPI 150+			
15-5-3	1-3-1	2-1-0		OVERALL		2-0-2		3-1-0		7-0-0			
7-0-2	0-0-1	1-0-0		HOME		1-0-1		1-0-0		4-0-0			
4-4-1	0-2-0	0-1-0		AWAY		0-0-1		1-1-0		3-0-0			
4-1-0	1-1-0	1-0-0		NEUTRAL		1-0-0		1-0-0		0-0-0			
9-1-0	0-1-0	0-0-0		NON-CONFERENCE		0-0-0		3-0-0		6-0-0			
4-0-0	0-0-0	0-0-0		HOME		0-0-0		1-0-0		3-0-0			
4-0-0	0-0-0	0-0-		AWAY		0-0-0		1-0-0		3-0-0			
1-1-0	0-1-0	0-0-0		NEUTRAL		0-0-0		1-0-0		0-0-0			
6-4-3	1-2-1	2-1-0		CONFERENCE		2-0-2		0-1-0		1-0-0			
3-0-2	0-0-1	1-0-0		HOME		1-0-1		0-0-0		1-0-0			
0-4-1	0-2-0	0-1-0		AWAY		0-0-1		0-1-0		0-0-0			
3-0-0	1-0-0	1-0-0		NEUTRAL		1-0-0		0-0-0		0-0-0			
RPI	S	Opponent	Score	RPI	S	Opponent	Score	RPI	S	Opponent	Score		
13	N	Auburn	0 1	27	H	Texas	3 1	52	A	Missouri	1 1		
17	A	Kansas	0 2	27	N	Texas	1 0	52	N	Missouri	3 2		
17	N	Kansas	1 0	28	A	Nebraska	2 3	56	H	Oklahoma	0 0		
18	H	Texas A&M	0 0					84	H	Baylor	3 0		
22	A	Colorado	0 1										
										109	A	Western Ky.	4 0
										116	H	Arkansas	1 0
										122	A	Iowa St.	1 3
										147	N	Oral Roberts	2 0
										153	H	Texas Tech	6 0
										182	H	Vermont	4 0
										212	A	Northwestern St.	5 1
										221	H	Tulsa	4 1
										240	A	Ark.-Little Rock	4 0
										252	H	McNeese St.	8 0
										272	A	Sam Houston St.	9 1
<hr/>													
LAST 10 GAMES													
13	N	Auburn	0 1	17	A	Kansas	0 2						
52	N	Missouri	3 2	56	H	Oklahoma	0 0						
17	N	Kansas	1 0	22	A	Colorado	0 1						
27	N	Texas	1 0	28	A	Nebraska	2 3						
116	H	Arkansas	1 0	122	A	Iowa St.	1 3						

Non-Div. I Games:

Oklahoma St.



Average RPI Win:		177	WON-LOST RECORD		WINNING PCT. RANK		LAST 10 GAMES		STRENGTH OF SCHEDULE		OPP. STRENGTH OF SCHEDULE		TEAM RPI		ADJ RPI		CONF. RPI		ADJ CONF. RPI	
DIV. I ONLY			16-5-1		.75 21		7-2-1		80		91		35		.58515 41		16		17	
DIV. I NON-CONF.			6-4-0		.6 97		1-2-0		73		19		58		.56869 58		18		20	
TOTALS		RPI 1-25		RPI 26-50		W-L RECORDS		RPI 51-100		RPI 101-150		RPI 150+								
16-5-1		0-4-0		0-1-1		OVERALL		2-0-0		2-0-0		12-0-0								
8-1-0		0-1-0		0-0-0		HOME		2-0-0		1-0-0		5-0-0								
6-4-1		0-3-0		0-1-1		AWAY		0-0-0		1-0-0		5-0-0								
2-0-0		0-0-0		0-0-0		NEUTRAL		0-0-0		0-0-0		2-0-0								
6-4-0		0-4-0		0-0-0		NON-CONFERENCE		1-0-0		1-0-0		4-0-0								
3-1-0		0-1-0		0-0-0		HOME		1-0-0		0-0-0		2-0-0								
2-3-0		0-3-0		0-0-		AWAY		0-0-0		1-0-0		1-0-0								
1-0-0		0-0-0		0-0-0		NEUTRAL		0-0-0		0-0-0		1-0-0								
10-1-1		0-0-0		0-1-1		CONFERENCE		1-0-0		1-0-0		8-0-0								
5-0-0		0-0-0		0-0-0		HOME		1-0-0		1-0-0		3-0-0								
4-1-1		0-0-0		0-1-1		AWAY		0-0-0		0-0-0		4-0-0								
1-0-0		0-0-0		0-0-0		NEUTRAL		0-0-0		0-0-0		1-0-0								
RPI	S	Opponent		Score		RPI	S	Opponent		Score		RPI	S	Opponent		Score				
2	A	Florida		1	3	44	A	Fla. Atlantic		2	2	60	H	Miami (Fla.)		1	0			
2	A	Florida		2	3	44	A	Fla. Atlantic		1	2	88	H	Georgia St.		1	0			
4	H	Florida St.		0	3									106 H Campbell		2	0			
17	A	Kansas		0	1									126 A South Fla.		2	1			
														156 H Stetson		3	0			
														156 N Stetson		4	1			
														162 H Pittsburgh		3	1			
														174 H Gardner-Webb		4	0			
														176 N San Diego St.		1	0			
														184 H Detroit		2	0			
														202 A Jacksonville		2	0			
														211 A Troy St.		1	0			
														243 H Mercer		5	0			
														251 A Florida Int'l		2	1			
														267 A Belmont		6	1			
														269 A Lipscomb		6	0			
LAST 10 GAMES																				
2	A	Florida		2	3	156	H	Stetson		3	0									
44	A	Fla. Atlantic		2	2	202	A	Jacksonville		2	0									
156	N	Stetson		4	1	243	H	Mercer		5	0									
184	H	Detroit		2	0	88	H	Georgia St.		1	0									
211	A	Troy St.		1	0	4	H	Florida St.		0	3									

**Non-Div. I Games:**

UCF

Average RPI Win:		119	WON-LOST RECORD		WINNING PCT. RANK		LAST 10 GAMES		STRENGTH OF SCHEDULE		OPP. STRENGTH OF SCHEDULE		TEAM RPI		ADJ RPI		CONF. RPI		ADJ CONF. RPI		
DIV. I ONLY			10-7-5		.56818 101		3-4-3		27		37		41		.5843 42		5 6				
DIV. I NON-CONF.			4-4-3		.5 133		0-1-2		40		22		66		.56221 63		6 6				
TOTALS		RPI 1-25		RPI 26-50		W-L RECORDS		RPI 51-100		RPI 101-150		RPI 150+									
10-7-5		1-4-4		0-1-0		OVERALL		2-0-0		4-2-0		3-0-1									
5-2-3		1-1-3		0-0-0		HOME		0-0-0		2-1-0		2-0-0									
4-3-2		0-3-0		0-0-0		AWAY		1-0-0		2-0-0		1-0-1									
1-2-1		0-0-1		0-1-0		NEUTRAL		1-0-0		0-1-0		0-0-0									
4-4-3		0-1-3		0-1-0		NON-CONFERENCE		2-0-0		0-2-0		2-0-0									
2-1-2		0-0-2		0-0-0		HOME		0-0-0		0-1-0		2-0-0									
1-1-0		0-1-0		0-0-		AWAY		1-0-0		0-0-0		0-0-0									
1-2-1		0-0-1		0-1-0		NEUTRAL		1-0-0		0-1-0		0-0-0									
6-3-2		1-3-1		0-0-0		CONFERENCE		0-0-0		4-0-0		1-0-1									
3-1-1		1-1-1		0-0-0		HOME		0-0-0		2-0-0		0-0-0									
3-2-1		0-2-0		0-0-0		AWAY		0-0-0		2-0-0		1-0-1									
0-0-0		0-0-0		0-0-0		NEUTRAL		0-0-0		0-0-0		0-0-0									
RPI	S	Opponent		Score		RPI	S	Opponent		Score		RPI	S	Opponent		Score					
5	A	Penn St.		1	3	39	N	Arizona St.		0	1	56	N	Oklahoma		2	1	107	A	Syracuse 1 0	
5	H	Penn St.		0	0							61	A	Kentucky		2	1	115	H	Loyola (Md.) 0 1	
6	H	Notre Dame		0	3													130	H	Providence 5 0	
9	A	West Virginia		0	2													132	H	Georgetown 2 1	
15	H	Villanova		1	0													137	N	Iowa 1 2	
20	N	Maryland		1	1													144	A	Virginia Tech 1 0	
21	A	Boston College		1	2													161	H	Monmouth 1 0	
21	H	Boston College		0	0													162	A	Pittsburgh 0 0	
23	H	Princeton		2	2													171	A	Seton Hall 1 0	
																		213	H	Stony Brook 3 0	
LAST 10 GAMES																					
5	A	Penn St.		1	3	144	A	Virginia Tech		1	0										
20	N	Maryland		1	1	15	H	Villanova		1	0										
21	A	Boston College		1	2	162	A	Pittsburgh		0	0										
132	H	Georgetown		2	1	9	A	West Virginia		0	2										
6	H	Notre Dame		0	3	23	H	Princeton		2	2										

Non-Div. I Games:

Rutgers

Average RPI Win:	156	WON-LOST	WINNING	LAST 10	STRENGTH OF	OPP. STRENGTH	TEAM	ADJ	CONF.	ADJ CONF.	
Average RPI Loss:	49	RECORD	PCT. RANK	GAMES	SCHEDULE	OF SCHEDULE	RPI	RPI	RPI	RPI	
DIV. I ONLY	15-5-2	.72727	27	8-1-1	78	99	40	.58176	43	13	13
DIV. I NON-CONF.	3-4-1	.4375	174	0-0-0	46	39	89	.53637	89	15	15
<hr/>											
TOTALS	RPI 1-25	RPI 26-50		W-L RECORDS	RPI 51-100		RPI 101-150		RPI 150+		
15-5-2	0-0-0	1-3-1		OVERALL	3-2-0		3-0-1		8-0-0		
6-1-1	0-0-0	1-0-1		HOME	1-1-0		0-0-0		4-0-0		
7-2-1	0-0-0	0-2-0		AWAY	1-0-0		3-0-1		3-0-0		
2-2-0	0-0-0	0-1-0		NEUTRAL	1-1-0		0-0-0		1-0-0		
<hr/>											
3-4-1	0-0-0	0-2-1		NON-CONFERENCE	1-2-0		1-0-0		1-0-0		
1-1-1	0-0-0	0-0-1		HOME	0-1-0		0-0-0		1-0-0		
2-1-0	0-0-0	0-0-		AWAY	1-0-0		1-0-0		0-0-0		
0-2-0	0-0-0	0-1-0		NEUTRAL	0-1-0		0-0-0		0-0-0		
<hr/>											
12-1-1	0-0-0	1-1-0		CONFERENCE	2-0-0		2-0-1		7-0-0		
5-0-0	0-0-0	1-0-0		HOME	1-0-0		0-0-0		3-0-0		
5-1-1	0-0-0	0-1-0		AWAY	0-0-0		2-0-1		3-0-0		
2-0-0	0-0-0	0-0-0		NEUTRAL	1-0-0		0-0-0		1-0-0		
<hr/>											
RPI S	Opponent	Score	RPI S	Opponent	Score	RPI S	Opponent	Score	RPI S	Opponent	Score
			26 H	Clemson	0 0	64 N	UAB	0 1	108 A	Charlotte	2 1
			27 N	Texas	0 4	70 H	Dayton	0 1	135 A	Appalachian St.	1 0
			36 A	UNC Greensboro	0 2	72 A	South Carolina	1 0	141 A	East Tenn. St.	2 1
			36 H	UNC Greensboro	2 1	95 H	Chattanooga	4 2	145 A	Col. of Charleston	0 0
			49 A	Michigan St.	0 1	95 N	Chattanooga	3 0	155 H	Rhode Island	5 4
									183 H	Wofford	3 2
									188 H	Davidson	3 0
									200 H	Western Caro.	6 1
									200 N	Western Caro.	2 1
									219 A	Ga. Southern	2 1
									239 A	Elon	3 0
									275 A	Citadel	5 0
<hr/>											
			LAST 10 GAMES								
			36 A	UNC Greensboro	0 2	188 H	Davidson	3 0			
			95 N	Chattanooga	3 0	239 A	Elon	3 0			
			200 N	Western Caro.	2 1	200 H	Western Caro.	6 1			
			135 A	Appalachian St.	1 0	95 H	Chattanooga	4 2			
			183 H	Wofford	3 2	145 A	Col. of Charleston	0 0			

Non-Div. I Games:

Furman

Average RPI Win:	159	WON-LOST RECORD	WINNING PCT. RANK	LAST 10 GAMES	STRENGTH OF SCHEDULE	OPP. STRENGTH OF SCHEDULE	TEAM RPI	ADJ RPI	CONF. RPI	ADJ CONF. RPI				
DIV. I ONLY		16-4-1	.78571	13	8-1-1	122	110	43	.58066	44	16	17		
DIV. I NON-CONF.		6-3-0	.66667	66	1-1-0	170	40	81	.54114	79	18	20		
<hr/>														
TOTALS	RPI 1-25	RPI 26-50		W-L RECORDS		RPI 51-100		RPI 101-150		RPI 150+				
16-4-1	0-1-0	1-0-1		OVERALL		4-1-0		3-2-0		8-0-0				
10-1-1	0-0-0	1-0-1		HOME		3-0-0		3-1-0		3-0-0				
6-2-0	0-1-0	0-0-0		AWAY		1-1-0		0-0-0		5-0-0				
0-1-0	0-0-0	0-0-0		NEUTRAL		0-0-0		0-1-0		0-0-0				
6-3-0	0-1-0	0-0-0		NON-CONFERENCE		2-1-0		3-1-0		1-0-0				
5-0-0	0-0-0	0-0-0		HOME		1-0-0		3-0-0		1-0-0				
1-2-0	0-1-0	0-0-		AWAY		1-1-0		0-0-0		0-0-0				
0-1-0	0-0-0	0-0-0		NEUTRAL		0-0-0		0-1-0		0-0-0				
10-1-1	0-0-0	1-0-1		CONFERENCE		2-0-0		0-1-0		7-0-0				
5-1-1	0-0-0	1-0-1		HOME		2-0-0		0-1-0		2-0-0				
5-0-0	0-0-0	0-0-0		AWAY		0-0-0		0-0-0		5-0-0				
0-0-0	0-0-0	0-0-0		NEUTRAL		0-0-0		0-0-0		0-0-0				
<hr/>														
RPI	S	Opponent	Score		RPI	S	Opponent	Score		RPI	S	Opponent	Score	
4	A	Florida St.	0	7	41	H	UCF	2	2	60	A	Miami (Fla.)	2	1
					41	H	UCF	2	1	82	A	Northwestern	0	1
										88	H	Georgia St.	2	1
										88	H	Georgia St.	3	0
										91	H	Indiana	1	0

Non-Div. I Games:

Fla. Atlantic

Average RPI Win:		119	WON-LOST RECORD		WINNING PCT. RANK		LAST 10 GAMES		STRENGTH OF SCHEDULE		OPP. STRENGTH OF SCHEDULE		TEAM RPI		ADJ RPI		CONF. RPI		ADJ CONF. RPI				
DIV. I ONLY			11-7-3		.59524 84		4-5-1		50		23		45		.57983 45		8		8				
DIV. I NON-CONF.			7-3-2		.66667 66		0-1-0		26		16		23		.61822 22		5		5				
TOTALS		RPI 1-25		RPI 26-50		W-L RECORDS		RPI 51-100		RPI 101-150		RPI 150+											
11-7-3		1-3-1		1-2-1		OVERALL		2-1-1		3-1-0		4-0-0											
8-4-0		1-2-0		1-1-0		HOME		0-0-0		2-1-0		4-0-0											
2-2-3		0-1-0		0-0-1		AWAY		1-1-0		1-0-0		0-0-0											
1-1-2		0-0-1		0-1-0		NEUTRAL		1-0-1		0-0-0		0-0-0											
7-3-2		1-2-1		1-1-0		NON-CONFERENCE		1-0-1		1-0-0		3-0-0											
5-2-0		1-2-0		1-0-0		HOME		0-0-0		0-0-0		3-0-0											
1-0-0		0-0-0		0-0-		AWAY		0-0-0		1-0-0		0-0-0											
1-1-2		0-0-1		0-1-0		NEUTRAL		1-0-1		0-0-0		0-0-0											
4-4-1		0-1-0		0-1-1		CONFERENCE		1-1-0		2-1-0		1-0-0											
3-2-0		0-0-0		0-1-0		HOME		0-0-0		2-1-0		1-0-0											
1-2-1		0-1-0		0-0-1		AWAY		1-1-0		0-0-0		0-0-0											
0-0-0		0-0-0		0-0-0		NEUTRAL		0-0-0		0-0-0		0-0-0											
RPI	S	Opponent		Score		RPI	S	Opponent		Score		RPI	S	Opponent		Score							
1	H	North Carolina		1	2	27	H	Texas		3	1	54	N	Loyola Marymount		1	1	101	H	Washington St.		2	0
3	A	UCLA		2	3	28	N	Nebraska		1	2	58	A	Stanford		0	3	131	H	Oregon		2	0
7	N	Connecticut		1	1	38	A	Southern California		1	1	89	A	California		3	1	138	A	Colorado Col.		1	0
14	H	Portland		0	1	39	H	Arizona St.		0	1	97	N	Cal St. Fullerton		3	0	146	H	Oregon St.		0	2
20	H	Maryland		2	1													165	H	Fresno St.		3	0
																		173	H	Arizona		3	0
																		178	H	Idaho St.		2	0
																		194	H	Portland St.		5	0
LAST 10 GAMES																							
						28	N	Nebraska		1	2	101	H	Washington St.		2	0						
						173	H	Arizona		3	0	131	H	Oregon		2	0						
						39	H	Arizona St.		0	1	146	H	Oregon St.		0	2						
						89	A	California		3	1	3	A	UCLA		2	3						
						58	A	Stanford		0	3	38	A	Southern California		1	1						

Non-Div. I Games:

Washington

Average RPI Win: 105		WON-LOST	WINNING	LAST 10	STRENGTH OF		OPP. STRENGTH	TEAM	ADJ	CONF.	ADJ CONF.		
Average RPI Loss: 47		RECORD	PCT. RANK	GAMES	SCHEDULE		OF SCHEDULE	RPI	RPI	RPI	RPI		
DIV. I ONLY		8-7-3	.52778	120	4-4-2		20	40	47	.57911	46	2	2
DIV. I NON-CONF.		5-2-1	.6875	57	1-0-0		30	111	29	.60169	30	4	4
TOTALS		RPI 1-25	RPI 26-50		W-L RECORDS		RPI 51-100		RPI 101-150		RPI 150+		
8-7-3		0-3-1	1-0-1		OVERALL		3-3-0		3-1-1		1-0-0		
4-2-1		0-0-1	1-0-0		HOME		0-1-0		2-1-0		1-0-0		
4-3-2		0-2-0	0-0-1		AWAY		3-1-0		1-0-1		0-0-0		
0-2-0		0-1-0	0-0-0		NEUTRAL		0-1-0		0-0-0		0-0-0		
5-2-1		0-0-0	0-0-1		NON-CONFERENCE		2-2-0		2-0-0		1-0-0		
2-0-0		0-0-0	0-0-0		HOME		0-0-0		1-0-0		1-0-0		
3-1-1		0-0-0	0-1-		AWAY		2-1-0		1-0-0		0-0-0		
0-1-0		0-0-0	0-0-0		NEUTRAL		0-1-0		0-0-0		0-0-0		
3-5-2		0-3-1	1-0-0		CONFERENCE		1-1-0		1-1-1		0-0-0		
2-2-1		0-0-1	1-0-0		HOME		0-1-0		1-1-0		0-0-0		
1-2-1		0-2-0	0-0-0		AWAY		1-0-0		0-0-1		0-0-0		
0-1-0		0-1-0	0-0-0		NEUTRAL		0-0-0		0-0-0		0-0-0		
RPI S	Opponent	Score	RPI S	Opponent	Score	RPI S	Opponent	Score	RPI S	Opponent	Score		
2 A	Florida	1 3	35 H	Georgia	1 0	53 N	San Diego	0 1	105 A	Alabama	0 0		
2 N	Florida	1 3	39 A	Arizona St.	1 1	61 H	Kentucky	0 1	109 H	Western Ky.	3 1		
8 H	Tennessee	2 2				67 A	St. Louis	1 0	116 H	Arkansas	0 2		
13 A	Auburn	2 3				72 A	South Carolina	1 0	119 A	Wis.-Milwaukee	1 0		
						85 A	Marquette	0 1	136 H	LSU	1 0		
						95 A	Chattanooga	2 1	210 H	Tennessee Tech	2 0		
LAST 10 GAMES													
2 N	Florida	1 3	72 A	South Carolina	1 0								
67 A	St. Louis	1 0	105 A	Alabama	0 0								
35 H	Georgia	1 0	13 A	Auburn	2 3								
8 H	Tennessee	2 2	136 H	LSU	1 0								
2 A	Florida	1 3	116 H	Arkansas	0 2								

Non-Div. I Games:

Vanderbilt

Average RPI Win:	141	WON-LOST RECORD	WINNING PCT. RANK	LAST 10 GAMES	STRENGTH OF SCHEDULE	OPP. STRENGTH OF SCHEDULE	TEAM RPI	ADJ RPI	CONF. RPI	ADJ CONF. RPI		
DIV. I ONLY		13-5-3	.69048	38	5-4-1	92	56	50	.57852	47	4	4
DIV. I NON-CONF.		9-1-0	.9	4	3-1-0	143	150	32	.59931	32	3	3
-----												
TOTALS	RPI 1-25	RPI 26-50		W-L RECORDS		RPI 51-100		RPI 101-150		RPI 150+		
13-5-3	1-4-1	2-0-0		OVERALL		2-1-1		1-0-1		7-0-0		
7-1-2	1-1-1	1-0-0		HOME		1-0-0		1-0-1		3-0-0		
5-3-1	0-2-0	1-0-0		AWAY		0-1-1		0-0-0		4-0-0		
1-1-0	0-1-0	0-0-0		NEUTRAL		1-0-0		0-0-0		0-0-0		
9-1-0	1-1-0	0-0-0		NON-CONFERENCE		1-0-0		0-0-0		7-0-0		
4-0-0	1-0-0	0-0-0		HOME		0-0-0		0-0-0		3-0-0		
4-1-0	0-1-0	0-0-		AWAY		0-0-0		0-0-0		4-0-0		
1-0-0	0-0-0	0-0-0		NEUTRAL		1-0-0		0-0-0		0-0-0		
4-4-3	0-3-1	2-0-0		CONFERENCE		1-1-1		1-0-1		0-0-0		
3-1-2	0-1-1	1-0-0		HOME		1-0-0		1-0-1		0-0-0		
1-2-1	0-1-0	1-0-0		AWAY		0-1-1		0-0-0		0-0-0		
0-1-0	0-1-0	0-0-0		NEUTRAL		0-0-0		0-0-0		0-0-0		
RPI S	Opponent	Score		RPI S	Opponent	Score		RPI S	Opponent	Score		
5 H	Penn St.	0	1	33 A	Purdue	2	1	70 N	Dayton	3	0	
9 A	West Virginia	0	3	49 H	Michigan St.	1	0	74 H	Wisconsin	2	0	
11 H	Virginia	1	0					82 A	Northwestern	1	1	
16 A	Illinois	0	2					91 A	Indiana	0	1	
19 H	Michigan	1	1									
19 N	Michigan	1	2									

Non-Div. I Games:

Ohio St.

Average RPI Win:	135	WON-LOST RECORD	WINNING PCT. RANK	LAST 10 GAMES	STRENGTH OF SCHEDULE	OPP. STRENGTH OF SCHEDULE	TEAM RPI	ADJ RPI	CONF. RPI	ADJ CONF. RPI		
Average RPI Loss:	80											
DIV. I ONLY		16-7-3	.67308	50	5-3-2	70	66	48	.57753	48	9	9
DIV. I NON-CONF.		10-4-3	.67647	65	2-1-2	66	55	44	.58995	42	9	9
<hr/>												
TOTALS	RPI 1-25	RPI 26-50		W-L RECORDS		RPI 51-100		RPI 101-150		RPI 150+		
16-7-3	2-4-2	1-0-0		OVERALL		2-0-0		3-1-1		8-2-0		
9-3-1	1-2-1	1-0-0		HOME		0-0-0		2-0-0		5-1-0		
3-2-2	0-1-1	0-0-0		AWAY		2-0-0		1-0-1		0-1-0		
4-2-0	1-1-0	0-0-0		NEUTRAL		0-0-0		0-1-0		3-0-0		
10-4-3	2-2-2	1-0-0		NON-CONFERENCE		2-0-0		1-1-1		4-1-0		
6-2-1	1-1-1	1-0-0		HOME		0-0-0		1-0-0		3-1-0		
2-0-2	0-0-1	0-0-		AWAY		2-0-0		0-0-1		0-0-0		
2-2-0	1-1-0	0-0-0		NEUTRAL		0-0-0		0-1-0		1-0-0		
6-3-0	0-2-0	0-0-0		CONFERENCE		0-0-0		2-0-0		4-1-0		
3-1-0	0-1-0	0-0-0		HOME		0-0-0		1-0-0		2-0-0		
1-2-0	0-1-0	0-0-0		AWAY		0-0-0		1-0-0		0-1-0		
2-0-0	0-0-0	0-0-0		NEUTRAL		0-0-0		0-0-0		2-0-0		
RPI S	Opponent	Score	RPI S	Opponent	Score	RPI S	Opponent	Score	RPI S	Opponent	Score	
2 H	Florida	2 3	38 H	Southern California	2 1	61 A	Kentucky	2 1	104 H	Wyoming	5 1	
7 N	Connecticut	1 3				100 A	Gonzaga	4 0	111 A	Hawaii	2 2	
8 H	Tennessee	1 0							121 A	UNLV	3 2	
15 A	Villanova	0 0							137 N	Iowa	2 3	
19 H	Michigan	0 0							139 H	Colgate	2 0	
22 N	Colorado	2 0							160 H	Air Force	4 0	
24 A	Utah	0 2							160 N	Air Force	2 0	
24 H	Utah	0 1							176 A	San Diego St.	0 1	
									178 H	Idaho St.	2 0	
									178 N	Idaho St.	2 0	
									190 H	New Mexico	5 1	
									190 N	New Mexico	3 2	
									193 H	Montana	0 1	
									226 H	Weber St.	2 1	
									285 H	Southern Utah	5 0	
<hr/>												
LAST 10 GAMES												
7 N	Connecticut	1 3	190 N	New Mexico	3 2							
15 A	Villanova	0 0	160 N	Air Force	2 0							
178 N	Idaho St.	2 0	24 H	Utah	0 1							
22 N	Colorado	2 0	111 A	Hawaii	2 2							
24 A	Utah	0 2	104 H	Wyoming	5 1							

Non-Div. I Games:

Brigham Young



Average RPI Win: 127		WON-LOST	WINNING	LAST 10	STRENGTH OF		OPP. STRENGTH	TEAM	ADJ	CONF.	ADJ CONF.
Average RPI Loss: 30		RECORD	PCT. RANK	GAMES	SCHEDULE		OF SCHEDULE	RPI	RPI	RPI	RPI
DIV. I ONLY		12-8-0	.6	76	51		46	49	.576	49	4
DIV. I NON-CONF.		8-1-0	.88889	6	57		99	14	.63621	17	3
TOTALS		RPI 1-25	RPI 26-50		W-L RECORDS		RPI 51-100		RPI 101-150		RPI 150+
12-8-0		0-5-0	1-2-0		OVERALL		3-1-0		4-0-0		4-0-0
7-2-0		0-0-0	1-1-0		HOME		2-1-0		2-0-0		2-0-0
4-5-0		0-4-0	0-1-0		AWAY		1-0-0		2-0-0		1-0-0
1-1-0		0-1-0	0-0-0		NEUTRAL		0-0-0		0-0-0		1-0-0
8-1-0		0-1-0	1-0-0		NON-CONFERENCE		1-0-0		2-0-0		4-0-0
4-0-0		0-0-0	1-0-0		HOME		1-0-0		0-0-0		2-0-0
3-1-0		0-1-0	0-0-		AWAY		0-0-0		2-0-0		1-0-0
1-0-0		0-0-0	0-0-0		NEUTRAL		0-0-0		0-0-0		1-0-0
4-7-0		0-4-0	0-2-0		CONFERENCE		2-1-0		2-0-0		0-0-0
3-2-0		0-0-0	0-1-0		HOME		1-1-0		2-0-0		0-0-0
1-4-0		0-3-0	0-1-0		AWAY		1-0-0		0-0-0		0-0-0
0-1-0		0-1-0	0-0-0		NEUTRAL		0-0-0		0-0-0		0-0-0
RPI S	Opponent	Score	RPI S	Opponent	Score	RPI S	Opponent	Score	RPI S	Opponent	Score
5 A	Penn St.	0 2	33 H	Purdue	1 2	74 H	Wisconsin	2 1	112 H	Minnesota	4 2
9 A	West Virginia	1 2	43 H	Furman	1 0	80 H	Western Mich.	5 1	137 H	Iowa	4 0
16 A	Illinois	0 1	47 A	Ohio St.	0 1	82 A	Northwestern	3 0	138 A	Colorado Col.	2 1
16 N	Illinois	0 2				91 H	Indiana	2 3	143 A	Kent St.	2 0
19 A	Michigan	1 2							158 A	Eastern Mich.	2 0
									179 H	Bowling Green	3 2
									184 H	Detroit	4 0
									190 N	New Mexico	2 0
LAST 10 GAMES											
16 N	Illinois	0 2	137 H	Iowa	4 0						
190 N	New Mexico	2 0	179 H	Bowling Green	3 2						
138 A	Colorado Col.	2 1	91 H	Indiana	2 3						
143 A	Kent St.	2 0	33 H	Purdue	1 2						
19 A	Michigan	1 2	47 A	Ohio St.	0 1						

Non-Div. I Games:

Michigan St.

Average RPI Win:	144	WON-LOST	WINNING	LAST 10	STRENGTH OF	OPP. STRENGTH	TEAM	ADJ	CONF.	ADJ CONF.	
Average RPI Loss:	19	RECORD	PCT. RANK	GAMES	SCHEDULE	OF SCHEDULE	RPI	RPI	RPI	RPI	
DIV. I ONLY	9-9-1	.5	141	4-6-0	15	36	46	.57593	50	1	1
DIV. I NON-CONF.	8-2-1	.77273	31	3-0-0	76	154	36	.59266	38	1	1
<hr/>											
TOTALS	RPI 1-25	RPI 26-50		W-L RECORDS		RPI 51-100		RPI 101-150		RPI 150+	
9-9-1	1-6-0	0-2-0		OVERALL		2-1-1		3-0-0		3-0-0	
6-3-0	1-3-0	0-0-0		HOME		1-0-0		2-0-0		2-0-0	
2-5-1	0-2-0	0-2-0		AWAY		0-1-1		1-0-0		1-0-0	
1-1-0	0-1-0	0-0-0		NEUTRAL		1-0-0		0-0-0		0-0-0	
8-2-1	0-1-0	0-0-0		NON-CONFERENCE		2-1-1		3-0-0		3-0-0	
5-1-0	0-1-0	0-0-0		HOME		1-0-0		2-0-0		2-0-0	
2-1-1	0-0-0	0-0-		AWAY		0-1-1		1-0-0		1-0-0	
1-0-0	0-0-0	0-0-0		NEUTRAL		1-0-0		0-0-0		0-0-0	
1-7-0	1-5-0	0-2-0		CONFERENCE		0-0-0		0-0-0		0-0-0	
1-2-0	1-2-0	0-0-0		HOME		0-0-0		0-0-0		0-0-0	
0-4-0	0-2-0	0-2-0		AWAY		0-0-0		0-0-0		0-0-0	
0-1-0	0-1-0	0-0-0		NEUTRAL		0-0-0		0-0-0		0-0-0	
<hr/>											
RPI S	Opponent	Score		RPI S	Opponent	Score		RPI S	Opponent	Score	
1 A	North Carolina	1	4	26 A	Clemson	0	3	62 H	Navy	3	0
1 N	North Carolina	2	6	31 A	Wake Forest	0	3	72 A	South Carolina	0	1
4 A	Florida St.	0	1					81 A	George Mason	1	1
11 H	Virginia	0	7					94 N	Delaware	3	1
12 H	Duke	1	3								
15 H	Villanova	0	3								
20 H	Maryland	1	0								
<hr/>											
LAST 10 GAMES											
1 N North Carolina		2	6	12 H Duke		1	3				
31 A Wake Forest		0	3	1 A North Carolina		1	4				
276 H Howard		6	1	62 H Navy		3	0				
4 A Florida St.		0	1	26 A Clemson		0	3				
20 H Maryland		1	0	215 A High Point		4	0				

**Non-Div. I Games:**

North Carolina St.

Average RPI Win: 171		WON-LOST	WINNING	LAST 10	STRENGTH OF		OPP. STRENGTH	TEAM	ADJ		CONF.	ADJ CONF.					
Average RPI Loss: 74		RECORD	PCT. RANK	GAMES	SCHEDULE		OF SCHEDULE	RPI	RPI		RPI	RPI					
DIV. I ONLY		13-3-3	.76316	18	5-2-3		127	111	51	.5743	51	10	10				
DIV. I NON-CONF.		7-1-1	.83333	11	1-0-1		136	113	43	.58822	44	10	10				
<hr/>																	
TOTALS		RPI 1-25		RPI 26-50		W-L RECORDS		RPI 51-100		RPI 101-150		RPI 150+					
13-3-3		0-0-1		1-1-0		OVERALL		2-1-2		1-1-0		9-0-0					
7-2-1		0-0-0		0-1-0		HOME		1-1-1		1-0-0		5-0-0					
5-1-2		0-0-1		1-0-0		AWAY		1-0-1		0-1-0		3-0-0					
1-0-0		0-0-0		0-0-0		NEUTRAL		0-0-0		0-0-0		1-0-0					
<hr/>																	
7-1-1		0-0-1		1-1-0		NON-CONFERENCE		0-0-0		0-0-0		6-0-0					
3-1-0		0-0-0		0-1-0		HOME		0-0-0		0-0-0		3-0-0					
3-0-1		0-0-1		1-0-		AWAY		0-0-0		0-0-0		2-0-0					
1-0-0		0-0-0		0-0-0		NEUTRAL		0-0-0		0-0-0		1-0-0					
<hr/>																	
6-2-2		0-0-0		0-0-0		CONFERENCE		2-1-2		1-1-0		3-0-0					
4-1-1		0-0-0		0-0-0		HOME		1-1-1		1-0-0		2-0-0					
2-1-1		0-0-0		0-0-0		AWAY		1-0-1		0-1-0		1-0-0					
0-0-0		0-0-0		0-0-0		NEUTRAL		0-0-0		0-0-0		0-0-0					
<hr/>																	
RPI	S	Opponent		Score		RPI	S	Opponent		Score		RPI	S	Opponent		Score	
7	A	Connecticut		0	0	36	A	UNC Greensboro		2	0	117	A	James Madison		0	1
						37	H	Central Conn. St.		0	1	148	H	UNC Wilmington		1	0
												78	H	Va. Commonwealth		2	2
												81	A	George Mason		1	1
												94	A	Delaware		1	0

Non-Div. I Games:

Hofstra

Average RPI Win:	88	WON-LOST	WINNING	LAST 10	STRENGTH OF	OPP. STRENGTH	TEAM	ADJ	CONF.	ADJ CONF.	
Average RPI Loss:	42	RECORD	PCT. RANK	GAMES	SCHEDULE	OF SCHEDULE	RPI	RPI	RPI	RPI	
DIV. I ONLY	12-11-1	.52083	140	6-4-0	33	29	53	.57403	52	3	3
DIV. I NON-CONF.	7-3-0	.7	50	1-0-0	55	46	34	.59666	35	2	2
<hr/>											
TOTALS	RPI 1-25	RPI 26-50		W-L RECORDS		RPI 51-100		RPI 101-150		RPI 150+	
12-11-1	2-4-0	2-4-1		OVERALL		3-2-0		4-0-0		1-1-0	
7-4-1	1-2-0	1-1-1		HOME		2-1-0		2-0-0		1-0-0	
3-6-0	0-2-0	0-2-0		AWAY		1-1-0		2-0-0		0-1-0	
2-1-0	1-0-0	1-1-0		NEUTRAL		0-0-0		0-0-0		0-0-0	
7-3-0	0-1-0	1-1-0		NON-CONFERENCE		2-1-0		3-0-0		1-0-0	
6-0-0	0-0-0	1-0-0		HOME		2-0-0		2-0-0		1-0-0	
1-3-0	0-1-0	0-0-		AWAY		0-1-0		1-0-0		0-0-0	
0-0-0	0-0-0	0-0-0		NEUTRAL		0-0-0		0-0-0		0-0-0	
5-8-1	2-3-0	1-3-1		CONFERENCE		1-1-0		1-0-0		0-1-0	
1-4-1	1-2-0	0-1-1		HOME		0-1-0		0-0-0		0-0-0	
2-3-0	0-1-0	0-1-0		AWAY		1-0-0		1-0-0		0-1-0	
2-1-0	1-0-0	1-1-0		NEUTRAL		0-0-0		0-0-0		0-0-0	
RPI	S	Opponent	Score	RPI	S	Opponent	Score	RPI	S	Opponent	Score
2	A	Florida	0 4	27	H	Texas	1 2	56	H	Oklahoma	1 2
17	H	Kansas	0 2	28	A	Nebraska	1 3	76	A	Mississippi St.	0 1
17	H	Kansas	0 2	28	N	Nebraska	3 2	82	H	Northwestern	2 0
18	H	Texas A&M	5 4	29	A	Mississippi	1 2	84	A	Baylor	2 1
22	A	Colorado	2 3	33	H	Purdue	2 1	89	H	California	1 0
22	N	Colorado	2 0	40	H	Oklahoma St.	1 1				
				40	N	Oklahoma St.	2 3				
<hr/>											
LAST 10 GAMES											
17	H	Kansas	0 2	122	A	Iowa St.	4 3				
133	H	Eastern Ill.	1 0	153	A	Texas Tech	1 3				
40	N	Oklahoma St.	2 3	84	A	Baylor	2 1				
28	N	Nebraska	3 2	18	H	Texas A&M	5 4				
22	N	Colorado	2 0	27	H	Texas	1 2				

Non-Div. I Games:

Missouri

Average RPI Win:		141	WON-LOST RECORD		WINNING PCT. RANK	LAST 10 GAMES	STRENGTH OF SCHEDULE		OPP. STRENGTH OF SCHEDULE	TEAM RPI	ADJ RPI	CONF. RPI	ADJ CONF. RPI				
DIV. I ONLY			9-8-4		.52381	135	3-6-1		26	55	55	.5704	53	6	5		
DIV. I NON-CONF.			7-4-3		.60714	96	1-2-0		29	63	40	.5909	40	7	7		
TOTALS		RPI 1-25		RPI 26-50		W-L RECORDS		RPI 51-100		RPI 101-150		RPI 150+					
9-8-4		0-5-1		2-1-1		OVERALL		1-2-1		1-0-1		5-0-0					
4-5-2		0-4-0		1-0-1		HOME		1-1-0		1-0-1		1-0-0					
4-3-2		0-1-1		0-1-0		AWAY		0-1-1		0-0-0		4-0-0					
1-0-0		0-0-0		1-0-0		NEUTRAL		0-0-0		0-0-0		0-0-0					
7-4-3		0-3-0		2-1-1		NON-CONFERENCE		0-0-1		1-0-1		4-0-0					
3-2-2		0-2-0		1-0-1		HOME		0-0-0		1-0-1		1-0-0					
3-2-1		0-1-0		0-0-		AWAY		0-0-1		0-0-0		3-0-0					
1-0-0		0-0-0		1-0-0		NEUTRAL		0-0-0		0-0-0		0-0-0					
2-4-1		0-2-1		0-0-0		CONFERENCE		1-2-0		0-0-0		1-0-0					
1-3-0		0-2-0		0-0-0		HOME		1-1-0		0-0-0		0-0-0					
1-1-1		0-0-1		0-0-0		AWAY		0-1-0		0-0-0		1-0-0					
0-0-0		0-0-0		0-0-0		NEUTRAL		0-0-0		0-0-0		0-0-0					
RPI	S	Opponent		Score		RPI	S	Opponent		Score		RPI	S	Opponent		Score	
3	A	UCLA		0	2	26	H	Clemson		1	1	54	H	Loyola Marymount		2	0
3	H	UCLA		0	2	30	A	Cal Poly		1	3	73	A	UC Santa Barb.		1	1
10	H	Santa Clara		0	3	39	H	Arizona St.		2	1	87	A	St. Mary's (Cal.)		1	2
14	A	Portland		2	2	46	N	Vanderbilt		1	0	100	H	Gonzaga		0	1
17	H	Kansas		0	1												
25	H	Pepperdine		1	2												
													</				

Non-Div. I Games:

San Diego

Average RPI Win: 132		WON-LOST	WINNING	LAST 10	STRENGTH OF		OPP. STRENGTH	TEAM	ADJ	CONF.	ADJ CONF.
Average RPI Loss: 32		RECORD	PCT. RANK	GAMES	SCHEDULE		OF SCHEDULE	RPI	RPI	RPI	RPI
DIV. I ONLY		9-8-3	.525	129	4-6-0		27	49	54	.56857	54
DIV. I NON-CONF.		7-3-3	.65385	75	2-1-0		28	60	28	.60379	28
TOTALS		RPI 1-25	RPI 26-50		W-L RECORDS		RPI 51-100		RPI 101-150		RPI 150+
9-8-3		0-5-0	0-1-2		OVERALL		4-2-1		2-0-0		3-0-0
6-3-1		0-2-0	0-0-1		HOME		1-1-0		2-0-0		3-0-0
2-5-2		0-3-0	0-1-0		AWAY		2-1-0		0-0-0		0-0-0
1-0-2		0-0-0	0-0-1		NEUTRAL		1-0-1		0-0-0		0-0-0
7-3-3		0-2-0	0-1-2		NON-CONFERENCE		3-0-1		2-0-0		2-0-0
5-1-1		0-1-0	0-0-1		HOME		1-0-0		2-0-0		2-0-0
1-2-0		0-1-0	0-0-		AWAY		1-0-0		0-0-0		0-0-0
1-0-2		0-0-0	0-0-1		NEUTRAL		1-0-1		0-0-0		0-0-0
2-5-0		0-3-0	0-0-0		CONFERENCE		1-2-0		0-0-0		1-0-0
1-2-0		0-1-0	0-0-0		HOME		0-1-0		0-0-0		1-0-0
1-3-0		0-2-0	0-0-0		AWAY		1-1-0		0-0-0		0-0-0
0-0-0		0-0-0	0-0-0		NEUTRAL		0-0-0		0-0-0		0-0-0
RPI S	Opponent	Score		RPI S	Opponent	Score		RPI S	Opponent	Score	
3 A	UCLA	0	5	30 A	Cal Poly	0	1	53 A	San Diego	0	2
10 A	Santa Clara	1	4	38 H	Southern California	0	0	58 A	Stanford	2	1
14 H	Portland	0	1	45 N	Washington	1	1	63 H	Oakland	1	0
17 H	Kansas	1	4					66 N	Boston U.	1	1
25 A	Pepperdine	0	2					86 N	TCU	3	0
								87 A	St. Mary's (Cal.)	2	1
								100 H	Gonzaga	0	4
LAST 10 GAMES											
	87 A St. Mary's (Cal.)	2	1		53 A San Diego	0	2				
	230 H San Francisco	4	0		10 A Santa Clara	1	4				
	3 A UCLA	0	5		25 A Pepperdine	0	2				
	14 H Portland	0	1		58 A Stanford	2	1				
	100 H Gonzaga	0	4		86 N TCU	3	0				

Non-Div. I Games:

Loyola Marymount

[illegible]

**Non-Div. I Games:**

Harvard

Average RPI Win:	120	WON-LOST RECORD	WINNING PCT. RANK	LAST 10 GAMES	STRENGTH OF SCHEDULE	OPP. STRENGTH OF SCHEDULE	TEAM RPI	ADJ RPI	CONF. RPI	ADJ CONF. RPI				
DIV. I ONLY		8-7-5	.525	129	2-4-4	42	33	60	.56648	56	3	3		
DIV. I NON-CONF.		5-3-1	.61111	90	0-1-0	41	78	51	.5771	51	2	2		
<hr/>														
TOTALS	RPI 1-25	RPI 26-50		W-L RECORDS		RPI 51-100		RPI 101-150		RPI 150+				
8-7-5	0-5-1	1-2-1		OVERALL		2-0-2		2-0-1		3-0-0				
6-1-2	0-1-1	1-0-0		HOME		0-0-1		2-0-0		3-0-0				
2-4-3	0-3-0	0-1-1		AWAY		2-0-1		0-0-1		0-0-0				
0-2-0	0-1-0	0-1-0		NEUTRAL		0-0-0		0-0-0		0-0-0				
5-3-1	0-2-0	0-1-0		NON-CONFERENCE		1-0-1		2-0-0		2-0-0				
4-0-0	0-0-0	0-0-0		HOME		0-0-0		2-0-0		2-0-0				
1-2-1	0-2-0	0-0-		AWAY		1-0-1		0-0-0		0-0-0				
0-1-0	0-0-0	0-1-0		NEUTRAL		0-0-0		0-0-0		0-0-0				
3-4-4	0-3-1	1-1-1		CONFERENCE		1-0-1		0-0-1		1-0-0				
2-1-2	0-1-1	1-0-0		HOME		0-0-1		0-0-0		1-0-0				
1-2-2	0-1-0	0-1-1		AWAY		1-0-0		0-0-1		0-0-0				
0-1-0	0-1-0	0-0-0		NEUTRAL		0-0-0		0-0-0		0-0-0				
<hr/>														
RPI	S	Opponent	Score		RPI	S	Opponent	Score		RPI	S	Opponent	Score	
6	A	Notre Dame	1	5	27	H	Texas	2	1	116	H	Arkansas	3	1
8	A	Tennessee	0	1	28	A	Nebraska	1	2	122	A	Iowa St.	2	2
17	A	Kansas	1	3	40	A	Oklahoma St.	0	0	147	H	Oral Roberts	2	0
17	N	Kansas	0	1	42	N	Rutgers	1	2	153	H	Texas Tech	4	1
18	H	Texas A&M	1	4						190	H	New Mexico	2	1
22	H	Colorado	0	0						221	H	Tulsa	2	0
<hr/>														
LAST 10 GAMES														
8	A	Tennessee	0	1	153	H	Texas Tech	4	1					
17	N	Kansas	0	1	22	H	Colorado	0	0					
40	A	Oklahoma St.	0	0	28	A	Nebraska	1	2					
17	A	Kansas	1	3	52	A	Missouri	2	1					
84	H	Baylor	1	1	122	A	Iowa St.	2	2					

**Non-Div. I Games:**

Oklahoma



Average RPI Win:	160	WON-LOST RECORD	WINNING PCT. RANK	LAST 10 GAMES	STRENGTH OF SCHEDULE	OPP. STRENGTH OF SCHEDULE	TEAM RPI	ADJ RPI	CONF. RPI	ADJ CONF. RPI		
Average RPI Loss:	105	17-3-2	.81818	8	7-1-2	200	86	52	.5664	57	21	21
DIV. I ONLY		8-2-2	.75	35	1-0-2	191	23	67	.55869	67	17	19
DIV. I NON-CONF.												
<hr/>												
TOTALS	RPI 1-25	RPI 26-50		W-L RECORDS		RPI 51-100		RPI 101-150		RPI 150+		
17-3-2	0-1-1	0-0-0		OVERALL		3-1-1		5-0-0		9-1-0		
11-1-0	0-0-0	0-0-0		HOME		2-1-0		4-0-0		5-0-0		
5-2-2	0-1-1	0-0-0		AWAY		0-0-1		1-0-0		4-1-0		
1-0-0	0-0-0	0-0-0		NEUTRAL		1-0-0		0-0-0		0-0-0		
<hr/>												
8-2-2	0-1-1	0-0-0		NON-CONFERENCE		3-1-1		2-0-0		3-0-0		
5-1-0	0-0-0	0-0-0		HOME		2-1-0		2-0-0		1-0-0		
2-1-2	0-1-1	0-0-		AWAY		0-0-1		0-0-0		2-0-0		
1-0-0	0-0-0	0-0-0		NEUTRAL		1-0-0		0-0-0		0-0-0		
<hr/>												
9-1-0	0-0-0	0-0-0		CONFERENCE		0-0-0		3-0-0		6-1-0		
6-0-0	0-0-0	0-0-0		HOME		0-0-0		2-0-0		4-0-0		
3-1-0	0-0-0	0-0-0		AWAY		0-0-0		1-0-0		2-1-0		
0-0-0	0-0-0	0-0-0		NEUTRAL		0-0-0		0-0-0		0-0-0		
<hr/>												
RPI S	Opponent	Score	RPI S	Opponent	Score	RPI S	Opponent	Score	RPI S	Opponent	Score	
18 A	Texas A&M	1 1				56 H	Oklahoma	1 2	111 A	Hawaii	4 3	
18 A	Texas A&M	1 3				61 A	Kentucky	3 3	114 H	Rice	1 0	
						77 H	North Texas	4 1	114 H	Rice	2 1	
						84 N	Baylor	2 1	131 H	Oregon	2 0	
						86 H	TCU	4 2	138 H	Colorado Col.	2 1	
									153 H	Texas Tech	2 0	
									165 H	Fresno St.	6 1	
									168 H	UTEP	2 0	
									168 H	UTEP	3 0	
									203 A	Houston	3 0	
									221 A	Tulsa	3 2	
									242 A	Boise St.	1 2	
									254 H	San Jose St.	4 0	
									266 A	Nevada	2 0	
									272 A	Sam Houston St.	10 1	
<hr/>												
LAST 10 GAMES												
18 A	Texas A&M	1 1	266 A	Nevada	2 0							
114 H	Rice	2 1	77 H	North Texas	4 1							
168 H	UTEP	3 0	168 H	UTEP	2 0							
61 A	Kentucky	3 3	221 A	Tulsa	3 2							
242 A	Boise St.	1 2	114 H	Rice	1 0							

Non-Div. I Games:

Southern Methodist

Average RPI Win: 104		WON-LOST RECORD		WINNING PCT. RANK		LAST 10 GAMES		STRENGTH OF SCHEDULE		OPP. STRENGTH OF SCHEDULE		TEAM RPI		ADJ RPI		CONF. RPI		ADJ CONF. RPI	
DIV. I ONLY		10-9-2		.52381 135		5-4-1		45		26		61		.56629 58		8		8	
DIV. I NON-CONF.		5-6-1		.45833 158		0-1-0		24		18		63		.56586 62		5		5	
TOTALS		RPI 1-25		RPI 26-50		W-L RECORDS		RPI 51-100		RPI 101-150		RPI 150+							
10-9-2		0-4-2		3-2-0		OVERALL		3-1-0		1-2-0		3-0-0							
5-5-1		0-3-1		2-0-0		HOME		1-1-0		0-1-0		2-0-0							
4-3-1		0-1-0		0-1-0		AWAY		2-0-0		1-1-0		1-0-0							
1-1-1		0-0-1		1-1-0		NEUTRAL		0-0-0		0-0-0		0-0-0							
5-6-1		0-4-1		1-1-0		NON-CONFERENCE		2-1-0		0-0-0		2-0-0							
2-4-0		0-3-0		0-0-0		HOME		0-1-0		0-0-0		2-0-0							
2-1-0		0-1-0		0-0-		AWAY		2-0-0		0-0-0		0-0-0							
1-1-1		0-0-1		1-1-0		NEUTRAL		0-0-0		0-0-0		0-0-0							
5-3-1		0-0-1		2-1-0		CONFERENCE		1-0-0		1-2-0		1-0-0							
3-1-1		0-0-1		2-0-0		HOME		1-0-0		0-1-0		0-0-0							
2-2-0		0-0-0		0-1-0		AWAY		0-0-0		1-1-0		1-0-0							
0-0-0		0-0-0		0-0-0		NEUTRAL		0-0-0		0-0-0		0-0-0							
RPI S	Opponent	Score		RPI S	Opponent	Score		RPI S	Opponent	Score		RPI S	Opponent	Score					
3 H	UCLA	0	0	34 N	Dartmouth	1	0	54 H	Loyola Marymount	1	2	101 H	Washington St.	0	1				
6 N	Notre Dame	0	0	35 N	Georgia	0	1	55 A	Harvard	2	1	131 A	Oregon	3	1				
10 A	Santa Clara	0	1	38 H	Southern California	2	0	87 A	St. Mary's (Cal.)	1	0	146 A	Oregon St.	0	1				
10 H	Santa Clara	0	2	39 A	Arizona St.	0	1	89 H	California	2	1	154 H	Long Beach St.	1	0				
14 H	Portland	0	1	45 H	Washington	3	0					173 A	Arizona	3	2				
25 H	Pepperdine	0	1									230 H	San Francisco	6	1				
LAST 10 GAMES																			
10 A	Santa Clara	0	1	131 A	Oregon	3	1												
89 H	California	2	1	38 H	Southern California	2	0												
101 H	Washington St.	0	1	3 H	UCLA	0	0												
45 H	Washington	3	0	39 A	Arizona St.	0	1												
146 A	Oregon St.	0	1	173 A	Arizona	3	2												

Non-Div. I Games:

Stanford

Average RPI Win:		142	WON-LOST RECORD		WINNING PCT. RANK		LAST 10 GAMES		STRENGTH OF SCHEDULE		OPP. STRENGTH OF SCHEDULE		TEAM RPI		ADJ RPI		CONF. RPI		ADJ CONF. RPI	
DIV. I ONLY			9-7-1		.55882 105		5-4-1		40		68		56		.56395 59		7		7	
DIV. I NON-CONF.			7-3-0		.7 50		3-1-0		43		85		33		.59503 36		8		8	
TOTALS		RPI 1-25		RPI 26-50		W-L RECORDS		RPI 51-100		RPI 101-150		RPI 150+								
9-7-1		0-3-0		0-2-0		OVERALL		3-1-1		3-1-0		3-0-0								
5-3-1		0-0-0		0-2-0		HOME		1-1-1		2-0-0		2-0-0								
2-2-0		0-1-0		0-0-0		AWAY		2-0-0		0-1-0		0-0-0								
2-2-0		0-2-0		0-0-0		NEUTRAL		0-0-0		1-0-0		1-0-0								
7-3-0		0-2-0		0-1-0		NON-CONFERENCE		2-0-0		2-0-0		3-0-0								
4-1-0		0-0-0		0-1-0		HOME		1-0-0		1-0-0		2-0-0								
1-0-0		0-0-0		0-0-		AWAY		1-0-0		0-0-0		0-0-0								
2-2-0		0-2-0		0-0-0		NEUTRAL		0-0-0		1-0-0		1-0-0								
2-4-1		0-1-0		0-1-0		CONFERENCE		1-1-1		1-1-0		0-0-0								
1-2-1		0-0-0		0-1-0		HOME		0-1-1		1-0-0		0-0-0								
1-2-0		0-1-0		0-0-0		AWAY		1-0-0		0-1-0		0-0-0								
0-0-0		0-0-0		0-0-0		NEUTRAL		0-0-0		0-0-0		0-0-0								
RPI	S	Opponent		Score		RPI	S	Opponent		Score		RPI	S	Opponent		Score				
7	N	Connecticut		0	2	34	H	Dartmouth		0	1	55	H	Harvard		0	0			
9	N	West Virginia		0	2	37	H	Central Conn. St.		0	1	65	H	Brown		0	1			
23	A	Princeton		2	4							69	A	Pennsylvania		1	0			
												96	A	Hartford		2	0			
												99	H	Sacred Heart		3	2			
												120	H	Cornell		2	1			
												132	N	Georgetown		2	0			
												139	H	Colgate		3	2			
												140	A	Columbia		1	2			
												180	N	Loyola (Ill.)		1	0			
												218	H	Fairfield		3	0			
												223	H	Quinnipiac		3	0			
LAST 10 GAMES																				
65 H Brown						0	1	139 H Colgate						3	2					
140 A Columbia						1	2	34 H Dartmouth						0	1					
218 H Fairfield						3	0	223 H Quinnipiac						3	0					
69 A Pennsylvania						1	0	55 H Harvard						0	0					
120 H Cornell						2	1	37 H Central Conn. St.						0	1					

**Non-Div. I Games:**

Yale

Average RPI Win:	122	WON-LOST RECORD	WINNING PCT. RANK	LAST 10 GAMES	STRENGTH OF SCHEDULE	OPP. STRENGTH OF SCHEDULE	TEAM RPI	ADJ RPI	CONF. RPI	ADJ CONF. RPI		
DIV. I ONLY		9-9-1	.5	141	4-5-1	22	51	58	.56324	60	5	6
DIV. I NON-CONF.		5-3-1	.61111	90	0-0-1	54	74	56	.5685	59	6	6
<hr/>												
TOTALS	RPI 1-25	RPI 26-50		W-L RECORDS		RPI 51-100		RPI 101-150		RPI 150+		
9-9-1	1-5-0	0-2-0		OVERALL		1-1-0		5-1-1		2-0-0		
3-3-0	1-1-0	0-1-0		HOME		0-1-0		2-0-0		0-0-0		
3-6-1	0-4-0	0-1-0		AWAY		0-0-0		2-1-1		1-0-0		
3-0-0	0-0-0	0-0-0		NEUTRAL		1-0-0		1-0-0		1-0-0		
5-3-1	0-1-0	0-2-0		NON-CONFERENCE		1-0-0		3-0-1		1-0-0		
1-1-0	0-0-0	0-1-0		HOME		0-0-0		1-0-0		0-0-0		
1-2-1	0-1-0	0-0-		AWAY		0-0-0		1-0-1		0-0-0		
3-0-0	0-0-0	0-0-0		NEUTRAL		1-0-0		1-0-0		1-0-0		
4-6-0	1-4-0	0-0-0		CONFERENCE		0-1-0		2-1-0		1-0-0		
2-2-0	1-1-0	0-0-0		HOME		0-1-0		1-0-0		0-0-0		
2-4-0	0-3-0	0-0-0		AWAY		0-0-0		1-1-0		1-0-0		
0-0-0	0-0-0	0-0-0		NEUTRAL		0-0-0		0-0-0		0-0-0		
RPI	S	Opponent	Score	RPI	S	Opponent	Score	RPI	S	Opponent	Score	
4	A	Florida St.	1 7	41	A	UCF	0 1	71	H	St. John's (N.Y.)	0 3	
6	A	Notre Dame	0 3	44	H	Fla. Atlantic	1 2	91	N	Indiana	1 0	
6	A	Notre Dame	1 2									
7	H	Connecticut	3 1									
9	H	West Virginia	1 3									
21	A	Boston College	0 3									

Non-Div. I Games:

Miami (Fla.)

Average RPI Win: 117		WON-LOST	WINNING	LAST 10	STRENGTH OF		OPP. STRENGTH	TEAM	ADJ		CONF.	ADJ CONF.		
Average RPI Loss: 50		RECORD	PCT. RANK	GAMES	SCHEDULE		OF SCHEDULE	RPI	RPI		RPI	RPI		
DIV. I ONLY		6-9-4	.42105	193	3-4-3		10	31	62	.56273	61	2	2	
DIV. I NON-CONF.		2-5-2	.33333	217	0-0-1		15	57	85	.53885	85	4	4	
TOTALS		RPI 1-25	RPI 26-50		W-L RECORDS		RPI 51-100		RPI 101-150		RPI 150+			
6-9-4		0-2-3	1-5-0		OVERALL		0-1-1		4-0-0		1-1-0			
4-4-1		0-1-0	0-3-0		HOME		0-0-1		3-0-0		1-0-0			
2-4-3		0-1-2	1-1-0		AWAY		0-1-0		1-0-0		0-1-0			
0-1-1		0-0-1	0-1-0		NEUTRAL		0-0-0		0-0-0		0-0-0			
2-5-2		0-1-1	0-3-0		NON-CONFERENCE		0-0-1		1-0-0		1-1-0			
2-2-1		0-0-0	0-2-0		HOME		0-0-1		1-0-0		1-0-0			
0-3-0		0-1-0	0-0-		AWAY		0-0-0		0-0-0		0-1-0			
0-0-1		0-0-1	0-0-0		NEUTRAL		0-0-0		0-0-0		0-0-0			
4-4-2		0-1-2	1-2-0		CONFERENCE		0-1-0		3-0-0		0-0-0			
2-2-0		0-1-0	0-1-0		HOME		0-0-0		2-0-0		0-0-0			
2-1-2		0-0-2	1-0-0		AWAY		0-1-0		1-0-0		0-0-0			
0-1-0		0-0-0	0-1-0		NEUTRAL		0-0-0		0-0-0		0-0-0			
RPI	S	Opponent	Score		RPI	S	Opponent	Score		RPI	S	Opponent	Score	
1	A	North Carolina	0	4	29	N	Mississippi	1	2	57	H	Southern Methodist	3	3
2	A	Florida	1	1	35	H	Georgia	0	1	72	A	South Carolina	1	2
8	H	Tennessee	1	4	39	A	Arizona St.	0	4			Alabama	4	1
12	N	Duke	2	2	42	H	Rutgers	1	2			Western Ky.	4	1
13	A	Auburn	1	1	46	A	Vanderbilt	1	0			Arkansas	3	2
					48	H	Brigham Young	1	2			LSU	2	0
												Arizona	0	1
												Davidson	6	0
LAST 10 GAMES														
29	N	Mississippi	1	2	2	A	Florida	1	1					
57	H	Southern Methodist	3	3	13	A	Auburn	1	1					
8	H	Tennessee	1	4	105	A	Alabama	4	1					
35	H	Georgia	0	1	116	H	Arkansas	3	2					
72	A	South Carolina	1	2	136	H	LSU	2	0					

Non-Div. I Games:

Kentucky

Average RPI Win:		190	WON-LOST RECORD		WINNING PCT. RANK		LAST 10 GAMES		STRENGTH OF SCHEDULE		OPP. STRENGTH OF SCHEDULE		TEAM RPI		ADJ RPI		CONF. RPI		ADJ CONF. RPI	
DIV. I ONLY			17-5-1		.76087 20		7-3-0		141		126		57		.56177 62		20		20	
DIV. I NON-CONF.			9-4-1		.67857 64		1-2-0		142		84		72		.54734 74		21		21	
TOTALS		RPI 1-25		RPI 26-50		W-L RECORDS		RPI 51-100		RPI 101-150		RPI 150+								
17-5-1		0-3-0		0-1-0		OVERALL		1-0-0		4-1-0		12-0-1								
9-2-1		0-1-0		0-0-0		HOME		1-0-0		2-1-0		6-0-1								
7-3-0		0-2-0		0-1-0		AWAY		0-0-0		1-0-0		6-0-0								
1-0-0		0-0-0		0-0-0		NEUTRAL		0-0-0		1-0-0		0-0-0								
9-4-1		0-3-0		0-1-0		NON-CONFERENCE		1-0-0		1-0-0		7-0-1								
6-1-1		0-1-0		0-0-0		HOME		1-0-0		1-0-0		4-0-1								
3-3-0		0-2-0		0-0-		AWAY		0-0-0		0-0-0		3-0-0								
0-0-0		0-0-0		0-0-0		NEUTRAL		0-0-0		0-0-0		0-0-0								
8-1-0		0-0-0		0-0-0		CONFERENCE		0-0-0		3-1-0		5-0-0								
3-1-0		0-0-0		0-0-0		HOME		0-0-0		1-1-0		2-0-0								
4-0-0		0-0-0		0-0-0		AWAY		0-0-0		1-0-0		3-0-0								
1-0-0		0-0-0		0-0-0		NEUTRAL		0-0-0		1-0-0		0-0-0								
RPI	S	Opponent		Score		RPI	S	Opponent		Score		RPI	S	Opponent		Score				
1	H	North Carolina		0	1	50	A	North Carolina St.		0	3	94	H	Delaware		3	2			
5	A	Penn St.		1	5							134	A	American		4	1			
20	A	Maryland		1	2							134	H	American		4	5			
												139	H	Colgate		1	0			
												139	N	Colgate		3	2			
												140	H	Columbia		3	1			
												151	H	Binghamton		3	1			
												170	A	UMBC		3	0			
												175	H	Towson		2	0			
												206	H	Bucknell		4	0			
												207	A	Lehigh		2	1			
												209	H	Army		1	0			
												217	H	Cal St. Northridge		2	2			
												225	A	Pacific (Cal.)		1	0			
												229	H	Mt. St. Mary's		1	0			
												244	A	Lafayette		3	0			
												256	H	Drexel		5	2			
												257	A	Sacramento St.		2	1			
												260	A	Holy Cross		3	1			
LAST 10 GAMES																				
						5	A	Penn St.		1	5	260	A	Holy Cross		3	1			
								134 A American		4	1	207	A	Lehigh		2	1			
								139 N Colgate		3	2	170	A	UMBC		3	0			
								20 A Maryland		1	2	244	A	Lafayette		3	0			
								206 H Bucknell		4	0	134	H	American		4	5			

Non-Div. I Games:

Navy

Average RPI Win:		175	WON-LOST RECORD		WINNING PCT. RANK		LAST 10 GAMES		STRENGTH OF SCHEDULE		OPP. STRENGTH OF SCHEDULE		TEAM RPI		ADJ RPI		CONF. RPI		ADJ CONF. RPI	
DIV. I ONLY			15-5-1		.7381 24		8-2-0		158		106		65		.56129 63		27		27	
DIV. I NON-CONF.			7-5-1		.57692 110		3-2-0		51		30		57		.5742 54		27		27	
TOTALS		RPI 1-25		RPI 26-50		W-L RECORDS		RPI 51-100		RPI 101-150		RPI 150+								
15-5-1		2-2-0		0-0-0		OVERALL		1-3-0		3-0-1		9-0-0								
6-0-0		0-0-0		0-0-0		HOME		1-0-0		2-0-0		3-0-0								
8-2-1		2-0-0		0-0-0		AWAY		0-2-0		1-0-0		5-0-0								
1-3-1		0-2-0		0-0-0		NEUTRAL		0-1-0		0-0-1		1-0-0								
7-5-1		2-2-0		0-0-0		NON-CONFERENCE		1-3-0		1-0-1		3-0-0								
3-0-0		0-0-0		0-0-0		HOME		1-0-0		1-0-0		1-0-0								
4-2-0		2-0-0		0-0-		AWAY		0-2-0		0-0-0		2-0-0								
0-3-1		0-2-0		0-0-0		NEUTRAL		0-1-0		0-0-1		0-0-0								
8-0-0		0-0-0		0-0-0		CONFERENCE		0-0-0		2-0-0		6-0-0								
3-0-0		0-0-0		0-0-0		HOME		0-0-0		1-0-0		2-0-0								
4-0-0		0-0-0		0-0-0		AWAY		0-0-0		1-0-0		3-0-0								
1-0-0		0-0-0		0-0-0		NEUTRAL		0-0-0		0-0-0		1-0-0								
RPI	S	Opponent		Score		RPI	S	Opponent		Score		RPI	S	Opponent		Score				
3	N	UCLA		2	6			54	A	Loyola Marymount	0	1	110	N	Southeast Mo. St.		0	0		
16	A	Illinois		1	0			80	A	Western Mich.	2	3	119	H	Wis.-Milwaukee		2	1		
19	A	Michigan		1	0			85	N	Marquette	0	2	147	A	Oral Roberts		3	1		
19	N	Michigan		0	1			91	H	Indiana	3	0	147	H	Oral Roberts		3	1		
													158	A	Eastern Mich.		3	0		
													184	A	Detroit		1	0		
													186	H	Cincinnati		5	1		
													205	A	Centenary (La.)		1	0		
													250	A	Valparaiso		3	0		
													268	A	Western Ill.		7	2		
													268	N	Western Ill.		1	0		
													279	H	IUPUI		5	0		
													285	H	Southern Utah		4	0		
LAST 10 GAMES																				
19	N	Michigan		0	1	279	H	IUPUI		5	0									
147	A	Oral Roberts		3	1	184	A	Detroit		1	0									
268	N	Western Ill.		1	0	147	H	Oral Roberts		3	1									
91	H	Indiana		3	0	119	H	Wis.-Milwaukee		2	1									
80	A	Western Mich.		2	3	250	A	Valparaiso		3	0									

**Non-Div. I Games:**

Oakland

Average RPI Win: 159		WON-LOST	WINNING	LAST 10	STRENGTH OF	OPP. STRENGTH	TEAM	ADJ	CONF.	ADJ CONF.		
Average RPI Loss: 60		RECORD	PCT. RANK	GAMES	SCHEDULE	OF SCHEDULE	RPI	RPI	RPI	RPI		
DIV. I ONLY		13-5-1	.71053	31	6-3-1	131	85	64	.56004	64	11	11
DIV. I NON-CONF.		5-2-0	.71429	48	1-0-0	106	61	49	.57914	49	11	11
<hr/>												
TOTALS		RPI 1-25	RPI 26-50		W-L RECORDS	RPI 51-100		RPI 101-150		RPI 150+		
13-5-1	0-1-0		1-1-0		OVERALL	1-2-0		3-1-1		8-0-0		
8-2-0	0-1-0		0-0-0		HOME	1-1-0		1-0-0		6-0-0		
4-2-1	0-0-0		0-1-0		AWAY	0-0-0		2-1-1		2-0-0		
1-1-0	0-0-0		1-0-0		NEUTRAL	0-1-0		0-0-0		0-0-0		
<hr/>												
5-2-0	0-1-0		1-1-0		NON-CONFERENCE	0-0-0		1-0-0		3-0-0		
4-1-0	0-1-0		0-0-0		HOME	0-0-0		1-0-0		3-0-0		
0-1-0	0-0-0		0-0-		AWAY	0-0-0		0-0-0		0-0-0		
1-0-0	0-0-0		1-0-0		NEUTRAL	0-0-0		0-0-0		0-0-0		
<hr/>												
8-3-1	0-0-0		0-0-0		CONFERENCE	1-2-0		2-1-1		5-0-0		
4-1-0	0-0-0		0-0-0		HOME	1-1-0		0-0-0		3-0-0		
4-1-1	0-0-0		0-0-0		AWAY	0-0-0		2-1-1		2-0-0		
0-1-0	0-0-0		0-0-0		NEUTRAL	0-1-0		0-0-0		0-0-0		
<hr/>												
RPI S	Opponent	Score	RPI S	Opponent	Score	RPI S	Opponent	Score	RPI S	Opponent	Score	
13 H	Auburn	0 3	26 A	Clemson	0 4	67 N	St. Louis	0 3	105 H	Alabama	2 1	
			43 N	Furman	1 0	75 H	DePaul	1 2	108 A	Charlotte	2 1	
						86 H	TCU	1 0	108 A	Charlotte	1 1	
									118 A	Tulane	3 4	
									126 A	South Fla.	2 0	
									167 A	Southern Miss.	3 0	
									185 H	South Ala.	2 0	
									186 H	Cincinnati	2 0	
									198 A	Louisville	3 0	
									201 H	Memphis	2 1	
									203 H	Houston	1 0	
									219 H	Ga. Southern	2 1	
									238 H	Birmingham-So.	2 0	
<hr/>												
LAST 10 GAMES												
	67 N	St. Louis	0	3		238 H	Birmingham-So.	2	0			
	108 A	Charlotte	1	1		203 H	Houston	1	0			
	126 A	South Fla.	2	0		118 A	Tulane	3	4			
	201 H	Memphis	2	1		167 A	Southern Miss.	3	0			
	86 H	TCU	1	0		75 H	DePaul	1	2			

Non-Div. I Games:

UAB



Average RPI Win: 136		WON-LOST RECORD	WINNING PCT. RANK	LAST 10 GAMES	STRENGTH OF SCHEDULE	OPP. STRENGTH OF SCHEDULE	TEAM RPI	ADJ RPI		CONF. RPI	ADJ CONF. RPI	
Average RPI Loss: 65												
DIV. I ONLY		10-4-2	.6875 42	7-3-0	116	76	63	.5599	65	7	7	
DIV. I NON-CONF.		6-1-2	.77778 29	3-0-0	196	117	73	.54696	75	8	8	
<hr/>												
TOTALS		RPI 1-25		RPI 26-50		W-L RECORDS		RPI 51-100		RPI 101-150		RPI 150+
10-4-2		0-1-0		0-1-0		OVERALL		3-1-1		3-1-0		4-0-1
2-3-2		0-1-0		0-1-0		HOME		0-1-1		1-0-0		1-0-1
7-0-0		0-0-0		0-0-0		AWAY		3-0-0		2-0-0		2-0-0
1-1-0		0-0-0		0-0-0		NEUTRAL		0-0-0		0-1-0		1-0-0
6-1-2		0-0-0		0-0-0		NON-CONFERENCE		1-0-1		1-1-0		4-0-1
2-0-2		0-0-0		0-0-0		HOME		0-0-1		1-0-0		1-0-1
3-0-0		0-0-0		0-0-		AWAY		1-0-0		0-0-0		2-0-0
1-1-0		0-0-0		0-0-0		NEUTRAL		0-0-0		0-1-0		1-0-0
4-3-0		0-1-0		0-1-0		CONFERENCE		2-1-0		2-0-0		0-0-0
0-3-0		0-1-0		0-1-0		HOME		0-1-0		0-0-0		0-0-0
4-0-0		0-0-0		0-0-0		AWAY		2-0-0		2-0-0		0-0-0
0-0-0		0-0-0		0-0-0		NEUTRAL		0-0-0		0-0-0		0-0-0
RPI S	Opponent	Score		RPI S	Opponent	Score		RPI S	Opponent	Score		
23 H	Princeton	0 1		34 H	Dartmouth	0 3		55 A	Harvard	3 2		
								59 A	Yale	1 0		
								69 H	Pennsylvania	1 2		
								96 A	Hartford	2 0		
								99 H	Sacred Heart	0 0		
								120 A	Cornell	3 2		
								130 H	Providence	3 1		
								132 N	Georgetown	2 3		
								140 A	Columbia	3 2		
								157 A	New Hampshire	2 0		
								166 H	Northeastern	3 0		
								180 N	Loyola (Ill.)	2 1		
								182 H	Vermont	0 0		
								260 A	Holy Cross	2 0		
				LAST 10 GAMES								
				59 A	Yale	1 0		96 A	Hartford	2 0		
				69 H	Pennsylvania	1 2		140 A	Columbia	3 2		
				120 A	Cornell	3 2		130 H	Providence	3 1		
				55 A	Harvard	3 2		34 H	Dartmouth	0 3		
				23 H	Princeton	0 1		157 A	New Hampshire	2 0		

Non-Div. I Games:

Brown

Average RPI Win: 180		WON-LOST RECORD		WINNING PCT. RANK		LAST 10 GAMES		STRENGTH OF SCHEDULE		OPP. STRENGTH OF SCHEDULE		TEAM RPI		ADJ RPI		CONF. RPI		ADJ CONF. RPI					
Average RPI Loss: 63		12-6-5		.63043 62		6-3-1		77		103		66		.55582 66		14		14					
DIV. I ONLY		4-5-3		.45833 158		0-2-0		65		53		98		.53041 94		13		13					
DIV. I NON-CONF.																							
TOTALS		RPI 1-25		RPI 26-50		W-L RECORDS		RPI 51-100		RPI 101-150		RPI 150+											
12-6-5		0-3-0		0-0-1		OVERALL		1-2-4		0-1-0		11-0-0											
7-1-2		0-0-0		0-0-1		HOME		0-1-1		0-0-0		7-0-0											
5-3-3		0-2-0		0-0-0		AWAY		1-0-2		0-1-0		4-0-0											
0-2-1		0-1-0		0-0-0		NEUTRAL		0-1-1		0-0-0		0-0-0											
4-5-3		0-3-0		0-0-1		NON-CONFERENCE		1-1-2		0-1-0		3-0-0											
2-0-1		0-0-0		0-0-1		HOME		0-0-0		0-0-0		2-0-0											
2-3-1		0-2-0		0-0-		AWAY		1-0-1		0-1-0		1-0-0											
0-2-1		0-1-0		0-0-0		NEUTRAL		0-1-1		0-0-0		0-0-0											
8-1-2		0-0-0		0-0-0		CONFERENCE		0-1-2		0-0-0		8-0-0											
5-1-1		0-0-0		0-0-0		HOME		0-1-1		0-0-0		5-0-0											
3-0-1		0-0-0		0-0-0		AWAY		0-0-1		0-0-0		3-0-0											
0-0-0		0-0-0		0-0-0		NEUTRAL		0-0-0		0-0-0		0-0-0											
RPI	S	Opponent		Score		RPI	S	Opponent		Score		RPI	S	Opponent		Score		RPI	S	Opponent		Score	
7	N	Connecticut		0	1	34	H	Dartmouth		1	1	54	N	Loyola Marymount		1	1	138	A	Colorado Col.		2	3
21	A	Boston College		1	3							55	A	Harvard		1	1	151	H	Binghamton		4	0
23	A	Princeton		0	2							79	A	Maine		1	1	155	A	Rhode Island		3	2
												79	H	Maine		0	0	157	H	New Hampshire		2	1
												81	A	George Mason		1	0	157	H	New Hampshire		2	0
												94	N	Delaware		1	2	166	A	Northeastern		2	1
												96	H	Hartford		0	1	170	H	UMBC		2	0
																		182	H	Vermont		2	0
																		213	A	Stony Brook		4	1
																		218	H	Fairfield		3	1
																		235	H	Massachusetts		5	0
																		280	A	Albany (N.Y.)		4	0
LAST 10 GAMES																							
	7	N	Connecticut	0	1		213	A	Stony Brook	4	1												
	79	H	Maine	0	0		96	H	Hartford	0	1												
	157	H	New Hampshire	2	1		157	H	New Hampshire	2	0												
	151	H	Binghamton	4	0		280	A	Albany (N.Y.)	4	0												
	166	A	Northeastern	2	1		23	A	Princeton	0	2												

Non-Div. I Games:

Boston U.

Average RPI Win:	160	WON-LOST RECORD	WINNING PCT. RANK	LAST 10 GAMES	STRENGTH OF SCHEDULE	OPP. STRENGTH OF SCHEDULE	TEAM RPI	ADJ RPI	CONF. RPI	ADJ CONF. RPI	
DIV. I ONLY	14-5-3	.70455	33	6-3-1	140	101	67	.55549	67	11	11
DIV. I NON-CONF.	6-2-1	.72222	45	1-1-0	188	92	83	.54004	84	11	11
<hr/>											
TOTALS	RPI 1-25	RPI 26-50		W-L RECORDS		RPI 51-100		RPI 101-150		RPI 150+	
14-5-3	0-1-0	0-1-0		OVERALL		3-2-2		3-1-1		8-0-0	
8-1-0	0-0-0	0-1-0		HOME		2-0-0		1-0-0		5-0-0	
4-4-3	0-1-0	0-0-0		AWAY		0-2-0		1-1-1		3-0-0	
2-0-2	0-0-0	0-0-0		NEUTRAL		1-0-2		1-0-0		0-0-0	
6-2-1	0-1-0	0-1-0		NON-CONFERENCE		1-0-1		1-0-0		4-0-0	
3-1-0	0-0-0	0-1-0		HOME		1-0-0		0-0-0		2-0-0	
3-1-0	0-1-0	0-0-		AWAY		0-0-0		1-0-0		2-0-0	
0-0-1	0-0-0	0-0-0		NEUTRAL		0-0-1		0-0-0		0-0-0	
8-3-2	0-0-0	0-0-0		CONFERENCE		2-2-1		2-1-1		4-0-0	
5-0-0	0-0-0	0-0-0		HOME		1-0-0		1-0-0		3-0-0	
1-3-1	0-0-0	0-0-0		AWAY		0-2-0		0-1-1		1-0-0	
2-0-1	0-0-0	0-0-0		NEUTRAL		1-0-1		1-0-0		0-0-0	
RPI S	Opponent	Score		RPI S	Opponent	Score		RPI S	Opponent	Score	
23 A	Princeton	1	2	46 H	Vanderbilt	0	1	64 N	UAB	3	0
								69 N	Pennsylvania	1	1
								75 H	DePaul	1	0
								75 N	DePaul	1	1
								85 A	Marquette	1	2
								86 A	TCU	2	3
								91 H	Indiana	1	0
								108 A	Charlotte	1	2
								118 H	Tulane	3	0
								122 A	Southwest Mo. St.	1	0
								126 N	South Fla.	2	0
								129 A	East Caro.	1	1
								160 H	Air Force	1	0
								167 H	Southern Miss.	4	0
								186 H	Cincinnati	1	0
								198 H	Louisville	2	1
								203 A	Houston	1	0
								220 H	Arkansas St.	6	0
								241 A	Drury	2	0
								268 A	Western Ill.	2	0
<hr/>											
LAST 10 GAMES											
75 N	DePaul	1	1	85 A	Marquette	1	2				
64 N	UAB	3	0	268 A	Western Ill.	2	0				
126 N	South Fla.	2	0	186 H	Cincinnati	1	0				
75 H	DePaul	1	0	198 H	Louisville	2	1				
46 H	Vanderbilt	0	1	108 A	Charlotte	1	2				

Non-Div. I Games:

St. Louis

Average RPI Win:	165	WON-LOST RECORD	WINNING PCT. RANK	LAST 10 GAMES	STRENGTH OF SCHEDULE	OPP. STRENGTH OF SCHEDULE	TEAM RPI	ADJ RPI	CONF. RPI	ADJ CONF. RPI		
DIV. I ONLY		14-6-3	.67391	48	7-2-1	126	77	68	.55532	68	10	10
DIV. I NON-CONF.		6-3-2	.63636	83	1-0-1	172	52	95	.53112	93	10	10
<hr/>												
TOTALS	RPI 1-25	RPI 26-50		W-L RECORDS		RPI 51-100		RPI 101-150		RPI 150+		
14-6-3	0-3-1	0-0-0		OVERALL		2-3-1		5-0-1		7-0-0		
7-2-1	0-1-0	0-0-0		HOME		0-1-1		3-0-0		4-0-0		
4-3-2	0-1-1	0-0-0		AWAY		1-2-0		1-0-1		2-0-0		
3-1-0	0-1-0	0-0-0		NEUTRAL		1-0-0		1-0-0		1-0-0		
<hr/>												
6-3-2	0-3-1	0-0-0		NON-CONFERENCE		0-0-0		2-0-1		4-0-0		
4-1-0	0-1-0	0-0-0		HOME		0-0-0		1-0-0		3-0-0		
0-1-2	0-1-1	0-0-		AWAY		0-0-0		0-0-1		0-0-0		
2-1-0	0-1-0	0-0-0		NEUTRAL		0-0-0		1-0-0		1-0-0		
<hr/>												
8-3-1	0-0-0	0-0-0		CONFERENCE		2-3-1		3-0-0		3-0-0		
3-1-1	0-0-0	0-0-0		HOME		0-1-1		2-0-0		1-0-0		
4-2-0	0-0-0	0-0-0		AWAY		1-2-0		1-0-0		2-0-0		
1-0-0	0-0-0	0-0-0		NEUTRAL		1-0-0		0-0-0		0-0-0		
<hr/>												
RPI S	Opponent	Score		RPI S	Opponent	Score		RPI S	Opponent	Score		
8 N	Tennessee	1	2			51 A	Hofstra	0	1	115 N	Loyola (Md.)	2 1
11 A	Virginia	1	2			51 A	Hofstra	1	0	116 A	Arkansas	1 1
11 A	Virginia	1	1			78 H	Va. Commonwealth	0	1	117 A	James Madison	4 1
20 H	Maryland	1	2			78 N	Va. Commonwealth	2	0	117 H	James Madison	3 0
						81 A	George Mason	1	2	132 H	Georgetown	1 0
						94 H	Delaware	1	1	148 H	UNC Wilmington	4 1
										175 H	Towson	1 0
										186 H	Cincinnati	3 1
										191 A	Old Dominion	2 1
										221 N	Tulsa	3 1
										248 H	Liberty	4 0
										256 A	Drexel	1 0
										276 H	Howard	8 0
<hr/>												
LAST 10 GAMES												
11 A	Virginia	1	1	148 H	UNC Wilmington	4	1					
78 N	Va. Commonwealth	2	0	78 H	Va. Commonwealth	0	1					
51 A	Hofstra	1	0	256 A	Drexel	1	0					
117 H	James Madison	3	0	51 A	Hofstra	0	1					
191 A	Old Dominion	2	1	186 H	Cincinnati	3	1					

Non-Div. I Games:

William &amp; Mary

Average RPI Win: 161		WON-LOST RECORD		WINNING PCT. RANK		LAST 10 GAMES		STRENGTH OF SCHEDULE		OPP. STRENGTH OF SCHEDULE		TEAM RPI		ADJ RPI		CONF. RPI		ADJ CONF. RPI	
DIV. I ONLY		9-5-3		.61765		70		6-3-1		93		74		71		.55409		69	
DIV. I NON-CONF.		6-2-2		.7		50		3-1-0		155		102		77		.54625		76	
TOTALS		RPI 1-25		RPI 26-50		W-L RECORDS		RPI 51-100		RPI 101-150		RPI 150+							
9-5-3		1-1-0		0-1-1		OVERALL		1-3-1		2-0-1		5-0-0							
6-2-0		1-0-0		0-1-0		HOME		0-1-0		2-0-0		3-0-0							
3-3-3		0-1-0		0-0-0		AWAY		1-2-0		0-0-1		2-0-0							
0-0-2		0-0-0		0-0-1		NEUTRAL		0-0-1		0-0-0		0-0-0							
6-2-2		0-1-0		0-0-1		NON-CONFERENCE		0-1-1		1-0-0		5-0-0							
4-0-0		0-0-0		0-0-0		HOME		0-0-0		1-0-0		3-0-0							
2-2-0		0-1-0		0-0-		AWAY		0-1-0		0-0-0		2-0-0							
0-0-2		0-0-0		0-0-1		NEUTRAL		0-0-1		0-0-0		0-0-0							
3-3-1		1-0-0		0-1-0		CONFERENCE		1-2-0		1-0-1		0-0-0							
2-2-0		1-0-0		0-1-0		HOME		0-1-0		1-0-0		0-0-0							
1-1-1		0-0-0		0-0-0		AWAY		1-1-0		0-0-1		0-0-0							
0-0-0		0-0-0		0-0-0		NEUTRAL		0-0-0		0-0-0		0-0-0							
RPI	S	Opponent		Score		RPI	S	Opponent		Score		RPI	S	Opponent		Score			
15	A	Villanova		0	4	34	H	Dartmouth		0	2	55	A	Harvard		1	2		
23	H	Princeton		3	2	36	N	UNC Greensboro		3	3	59	H	Yale		0	1		
												65	A	Brown		2	1		
												67	N	St. Louis		1	1		
												81	A	George Mason		0	1		
												115	H	Loyola (Md.)		3	2		
												120	H	Cornell		3	1		
												140	A	Columbia		1	1		
												171	H	Seton Hall		1	0		
												207	A	Lehigh		5	2		
												244	H	Lafayette		2	1		
												249	H	La Salle		3	0		
												256	A	Drexel		2	1		
LAST 10 GAMES																			
						23	H	Princeton		3	2	34	H	Dartmouth		0	2		
						65	A	Brown		2	1	115	H	Loyola (Md.)		3	2		
						207	A	Lehigh		5	2	140	A	Columbia		1	1		
						59	H	Yale		0	1	256	A	Drexel		2	1		
						15	A	Villanova		0	4	120	H	Cornell		3	1		

Non-Div. I Games:

Pennsylvania

Average RPI Win:		163	WON-LOST RECORD		WINNING PCT. RANK		LAST 10 GAMES		STRENGTH OF SCHEDULE		OPP. STRENGTH OF SCHEDULE		TEAM RPI		ADJ RPI		CONF. RPI		ADJ CONF. RPI	
DIV. I ONLY			14-6-2		.68182 45		7-2-1		119		118		70		.55243 70		19		19	
DIV. I NON-CONF.			4-4-1		.5 133		0-1-0		86		43		90		.53699 87		19		17	
TOTALS		RPI 1-25		RPI 26-50		W-L RECORDS		RPI 51-100		RPI 101-150		RPI 150+								
14-6-2		0-0-1		1-2-0		OVERALL		2-3-0		4-0-0		7-1-1								
5-0-1		0-0-1		0-0-0		HOME		0-0-0		0-0-0		5-0-0								
7-4-1		0-0-0		1-0-0		AWAY		1-3-0		3-0-0		2-1-1								
2-2-0		0-0-0		0-2-0		NEUTRAL		1-0-0		1-0-0		0-0-0								
4-4-1		0-0-1		1-2-0		NON-CONFERENCE		1-2-0		1-0-0		1-0-0								
1-0-1		0-0-1		0-0-0		HOME		0-0-0		0-0-0		1-0-0								
2-2-0		0-0-0		1-0-		AWAY		0-2-0		1-0-0		0-0-0								
1-2-0		0-0-0		0-2-0		NEUTRAL		1-0-0		0-0-0		0-0-0								
10-2-1		0-0-0		0-0-0		CONFERENCE		1-1-0		3-0-0		6-1-1								
4-0-0		0-0-0		0-0-0		HOME		0-0-0		0-0-0		4-0-0								
5-2-1		0-0-0		0-0-0		AWAY		1-1-0		2-0-0		2-1-1								
1-0-0		0-0-0		0-0-0		NEUTRAL		0-0-0		1-0-0		0-0-0								
RPI	S	Opponent		Score		RPI	S	Opponent		Score		RPI	S	Opponent		Score				
11	H	Virginia		1	1	26	N	Clemson		0	2	83	A	Richmond		0	1			
						43	A	Furman		1	0	83	A	Richmond		3	0			
						47	N	Ohio St.		0	3	85	N	Marquette		1	0			
												87	A	St. Mary's (Cal.)		1	3			
												89	A	California		0	2			
														Wis.-Milwaukee		1	0			
														George Washington		1	0			
														Xavier		2	1			
														Xavier		2	0			
														Fordham		3	1			
														Rhode Island		2	4			
														St. Joseph's		5	1			
														Massachusetts		1	0			
														Duquesne		2	1			
														La Salle		3	1			
														St. Bonaventure		1	1			
														Marshall		3	0			
														Temple		6	0			
LAST 10 GAMES																				
						47	N	Ohio St.		0	3	152	H	Fordham		3	1			
						83	A	Richmond		3	0	249	H	La Salle		3	1			
						127	N	Xavier		2	0	83	A	Richmond		0	1			
						253	A	St. Bonaventure		1	1	125	A	George Washington		1	0			
						246	A	Duquesne		2	1	235	A	Massachusetts		1	0			

**Non-Div. I Games:**

Dayton

Average RPI Win:	121	WON-LOST RECORD	WINNING PCT. RANK	LAST 10 GAMES	STRENGTH OF SCHEDULE	OPP. STRENGTH OF SCHEDULE	TEAM RPI	ADJ RPI	CONF. RPI	ADJ CONF. RPI				
DIV. I ONLY		9-9-1	.5	141	6-4-0	31	87	69	.55188	71	5	6		
DIV. I NON-CONF.		6-3-0	.66667	66	3-0-0	74	200	62	.56142	65	6	6		
<hr/>														
TOTALS	RPI 1-25	RPI 26-50		W-L RECORDS		RPI 51-100		RPI 101-150		RPI 150+				
9-9-1	1-4-0	1-0-0		OVERALL		2-0-0		1-3-0		4-2-1				
6-2-1	1-1-0	1-0-0		HOME		1-0-0		1-1-0		2-0-1				
3-5-0	0-3-0	0-0-0		AWAY		1-0-0		0-1-0		2-1-0				
0-2-0	0-0-0	0-0-0		NEUTRAL		0-0-0		0-1-0		0-1-0				
<hr/>														
6-3-0	0-0-0	1-0-0		NON-CONFERENCE		1-0-0		0-1-0		4-2-0				
4-0-0	0-0-0	1-0-0		HOME		1-0-0		0-0-0		2-0-0				
2-1-0	0-0-0	0-0-		AWAY		0-0-0		0-0-0		2-1-0				
0-2-0	0-0-0	0-0-0		NEUTRAL		0-0-0		0-1-0		0-1-0				
<hr/>														
3-6-1	1-4-0	0-0-0		CONFERENCE		1-0-0		1-2-0		0-0-1				
2-2-1	1-1-0	0-0-0		HOME		0-0-0		1-1-0		0-0-1				
1-4-0	0-3-0	0-0-0		AWAY		1-0-0		0-1-0		0-0-0				
0-0-0	0-0-0	0-0-0		NEUTRAL		0-0-0		0-0-0		0-0-0				
<hr/>														
RPI	S	Opponent	Score		RPI	S	Opponent	Score		RPI	S	Opponent	Score	
6	H	Notre Dame	0	2	37	H	Central Conn. St.	3	2	107	H	Syracuse	0	2
7	A	Connecticut	1	4						117	N	James Madison	0	1
9	A	West Virginia	2	3						130	H	Providence	2	0
9	A	West Virginia	1	2						144	A	Virginia Tech	2	3
21	H	Boston College	1	0						151	A	Binghamton	0	2
										152	A	Fordham	4	3
										161	H	Monmouth	2	0
										162	H	Pittsburgh	1	1
										166	N	Northeastern	0	1
										213	H	Stony Brook	2	0
										222	A	Siena	3	2
<hr/>														
LAST 10 GAMES														
9	A	West Virginia	1	2	130	H	Providence	2	0					
37	H	Central Conn. St.	3	2	107	H	Syracuse	0	2					
7	A	Connecticut	1	4	96	H	Hartford	4	1					
161	H	Monmouth	2	0	60	A	Miami (Fla.)	3	0					
21	H	Boston College	1	0	144	A	Virginia Tech	2	3					

Non-Div. I Games:

St. John's (N.Y.)

Average RPI Win:	144	WON-LOST	WINNING	LAST 10	STRENGTH OF	OPP. STRENGTH	TEAM	ADJ	CONF.	ADJ CONF.	
Average RPI Loss:	23	RECORD	PCT. RANK	GAMES	SCHEDULE	OF SCHEDULE	RPI	RPI	RPI	RPI	
DIV. I ONLY	10-8-3	.54762	116	3-5-2	75	20	74	.55165	72	2	2
DIV. I NON-CONF.	7-3-1	.68182	60	0-0-0	201	64	96	.53245	92	4	4
<hr/>											
TOTALS	RPI 1-25	RPI 26-50		W-L RECORDS		RPI 51-100		RPI 101-150		RPI 150+	
10-8-3	0-4-1	2-4-1		OVERALL		2-0-0		1-0-0		5-0-1	
6-2-1	0-0-1	2-2-0		HOME		1-0-0		1-0-0		2-0-0	
2-5-2	0-3-0	0-2-1		AWAY		1-0-0		0-0-0		1-0-1	
2-1-0	0-1-0	0-0-0		NEUTRAL		0-0-0		0-0-0		2-0-0	
7-3-1	0-1-0	2-2-0		NON-CONFERENCE		0-0-0		0-0-0		5-0-1	
4-1-0	0-0-0	2-1-0		HOME		0-0-0		0-0-0		2-0-0	
1-2-1	0-1-0	0-0-		AWAY		0-0-0		0-0-0		1-0-1	
2-0-0	0-0-0	0-0-0		NEUTRAL		0-0-0		0-0-0		2-0-0	
3-5-2	0-3-1	0-2-1		CONFERENCE		2-0-0		1-0-0		0-0-0	
2-1-1	0-0-1	0-1-0		HOME		1-0-0		1-0-0		0-0-0	
1-3-1	0-2-0	0-1-1		AWAY		1-0-0		0-0-0		0-0-0	
0-1-0	0-1-0	0-0-0		NEUTRAL		0-0-0		0-0-0		0-0-0	
<hr/>											
RPI S	Opponent	Score		RPI S	Opponent	Score		RPI S	Opponent	Score	
2 A	Florida	0	2	26 A	Clemson	0	1	61 H	Kentucky	2	1
8 A	Tennessee	2	3	29 A	Mississippi	0	0	76 A	Mississippi St.	1	0
8 N	Tennessee	0	1	34 H	Dartmouth	3	1				
13 H	Auburn	0	0	35 A	Georgia	1	2				
18 A	Texas A&M	1	2	43 H	Furman	0	1				
				46 H	Vanderbilt	0	1				
				50 H	North Carolina St.	1	0				
<hr/>											
LAST 10 GAMES											
	8 N Tennessee	0	1		46 H Vanderbilt	0	1				
	2 A Florida	0	2		8 A Tennessee	2	3				
	76 A Mississippi St.	1	0		35 A Georgia	1	2				
	29 A Mississippi	0	0		105 H Alabama	2	0				
	61 H Kentucky	2	1		13 H Auburn	0	0				

Non-Div. I Games:

South Carolina



Average RPI Win:		180	WON-LOST RECORD		WINNING PCT. RANK		LAST 10 GAMES		STRENGTH OF SCHEDULE		OPP. STRENGTH OF SCHEDULE		TEAM RPI		ADJ RPI		CONF. RPI		ADJ CONF. RPI				
Average RPI Loss:		68																					
DIV. I ONLY			11-6-4		.61905 68		5-3-2		84		96		72		.54986 73		12		12				
DIV. I NON-CONF.			5-3-2		.6 97		0-1-0		127		66		88		.53812 86		12		12				
TOTALS		RPI 1-25		RPI 26-50		W-L RECORDS		RPI 51-100		RPI 101-150		RPI 150+											
11-6-4		0-2-1		0-1-1		OVERALL		1-1-1		5-1-1		5-1-0											
5-2-2		0-1-0		0-0-1		HOME		1-0-1		3-1-0		1-0-0											
3-2-2		0-1-1		0-0-0		AWAY		0-0-0		1-0-1		2-1-0											
3-2-0		0-0-0		0-1-0		NEUTRAL		0-1-0		1-0-0		2-0-0											
5-3-2		0-2-1		0-0-0		NON-CONFERENCE		0-1-1		3-0-0		2-0-0											
2-1-1		0-1-0		0-0-0		HOME		0-0-1		2-0-0		0-0-0											
1-1-1		0-1-1		0-0-		AWAY		0-0-0		1-0-0		0-0-0											
2-1-0		0-0-0		0-0-0		NEUTRAL		0-1-0		0-0-0		2-0-0											
6-3-2		0-0-0		0-1-1		CONFERENCE		1-0-0		2-1-1		3-1-0											
3-1-1		0-0-0		0-0-1		HOME		1-0-0		1-1-0		1-0-0											
2-1-1		0-0-0		0-0-0		AWAY		0-0-0		0-0-1		2-1-0											
1-1-0		0-0-0		0-1-0		NEUTRAL		0-0-0		1-0-0		0-0-0											
RPI	S	Opponent		Score		RPI	S	Opponent		Score		RPI	S	Opponent		Score		RPI	S	Opponent		Score	
3	A	UCLA		0	0	30	H	Cal Poly		2	2	53	H	San Diego		1	1	102	A	UC Irvine		1	1
8	A	Tennessee		0	1	30	N	Cal Poly		0	2	87	N	St. Mary's (Cal.)		2	3	103	H	UC Riverside		0	2
25	H	Pepperdine		2	3							97	H	Cal St. Fullerton		3	0	103	N	UC Riverside		3	2
																		108	A	Charlotte		4	0
																		127	H	Xavier		4	0
																		146	H	Oregon St.		2	1
																		149	H	Utah St.		4	1
																		154	A	Long Beach St.		0	1
																		217	A	Cal St. Northridge		2	0
																		225	A	Pacific (Cal.)		2	0
																		247	H	Idaho		8	0
																		274	N	Eastern Wash.		2	1
																		285	N	Southern Utah		6	0
LAST 10 GAMES																							
						30	N	Cal Poly		0	2	225	A	Pacific (Cal.)		2	0						
						103	N	UC Riverside		3	2	30	H	Cal Poly		2	2						
						149	H	Utah St.		4	1	103	H	UC Riverside		0	2						
						247	H	Idaho		8	0	25	H	Pepperdine		2	3						
						217	A	Cal St. Northridge		2	0	102	A	UC Irvine		1	1						

Non-Div. I Games:

UC Santa Barb.

Average RPI Win:		119	WON-LOST		WINNING		LAST 10		STRENGTH OF		OPP. STRENGTH		TEAM	ADJ		CONF.	ADJ CONF.	
Average RPI Loss:		34	RECORD		PCT. RANK		GAMES		SCHEDULE		OF SCHEDULE		RPI	RPI		RPI	RPI	
DIV. I ONLY			10-9-2		.52381		135		5-4-1		60		28		75		.54913	
DIV. I NON-CONF.			6-2-1		.72222		45		2-0-0		124		86		60		.56716	
TOTALS		RPI 1-25		RPI 26-50		W-L RECORDS		RPI 51-100		RPI 101-150		RPI 150+						
10-9-2		1-4-1		0-4-0		OVERALL		4-1-0		3-0-1		2-0-0						
6-4-2		1-2-1		0-2-0		HOME		3-0-0		1-0-1		1-0-0						
3-5-0		0-2-0		0-2-0		AWAY		0-1-0		2-0-0		1-0-0						
1-0-0		0-0-0		0-0-0		NEUTRAL		1-0-0		0-0-0		0-0-0						
6-2-1		1-0-0		0-1-0		NON-CONFERENCE		2-1-0		1-0-1		2-0-0						
4-1-1		1-0-0		0-1-0		HOME		1-0-0		1-0-1		1-0-0						
1-1-0		0-0-0		0-0-		AWAY		0-1-0		0-0-0		1-0-0						
1-0-0		0-0-0		0-0-0		NEUTRAL		1-0-0		0-0-0		0-0-0						
4-7-1		0-4-1		0-3-0		CONFERENCE		2-0-0		2-0-0		0-0-0						
2-3-1		0-2-1		0-1-0		HOME		2-0-0		0-0-0		0-0-0						
2-4-0		0-2-0		0-2-0		AWAY		0-0-0		2-0-0		0-0-0						
0-0-0		0-0-0		0-0-0		NEUTRAL		0-0-0		0-0-0		0-0-0						
RPI	S	Opponent		Score		RPI	S	Opponent		Score		RPI	S	Opponent		Score		
5	A	Penn St.		0 5		28	H	Nebraska		1 2		82	H	Northwestern		2 1		
5	H	Penn St.		0 0		33	H	Purdue		0 1		85	H	Marquette		3 0		
16	H	Illinois		1 2		47	A	Ohio St.		0 2		87	N	St. Mary's (Cal.)		3 1		
17	H	Kansas		3 2		49	A	Michigan St.		1 2		89	A	California		1 2		
19	A	Michigan		0 2								91	H	Indiana		2 0		
19	H	Michigan		0 1														
						</												

Non-Div. I Games:

Wisconsin

Average RPI Win:	143	WON-LOST	WINNING	LAST 10	STRENGTH OF	OPP. STRENGTH	TEAM	ADJ	CONF.	ADJ CONF.	
Average RPI Loss:	95	RECORD	PCT. RANK	GAMES	SCHEDULE	OF SCHEDULE	RPI	RPI	RPI	RPI	
DIV. I ONLY	14-7-2	.65217	57	5-3-2	108	108	73	.54738	75	11	11
DIV. I NON-CONF.	6-4-0	.6	97	1-1-0	130	101	94	.52897	97	11	11
<hr/>											
TOTALS	RPI 1-25	RPI 26-50		W-L RECORDS		RPI 51-100		RPI 101-150		RPI 150+	
14-7-2	0-0-0	0-2-0		OVERALL		4-2-1		4-1-1		6-2-0	
6-1-0	0-0-0	0-0-0		HOME		2-0-0		1-0-0		3-1-0	
6-5-2	0-0-0	0-1-0		AWAY		1-2-0		2-1-1		3-1-0	
2-1-1	0-0-0	0-1-0		NEUTRAL		1-0-1		1-0-0		0-0-0	
<hr/>											
6-4-0	0-0-0	0-2-0		NON-CONFERENCE		0-1-0		3-0-0		3-1-0	
2-0-0	0-0-0	0-0-0		HOME		0-0-0		1-0-0		1-0-0	
4-3-0	0-0-0	0-0-		AWAY		0-1-0		2-0-0		2-1-0	
0-1-0	0-0-0	0-1-0		NEUTRAL		0-0-0		0-0-0		0-0-0	
<hr/>											
8-3-2	0-0-0	0-0-0		CONFERENCE		4-1-1		1-1-1		3-1-0	
4-1-0	0-0-0	0-0-0		HOME		2-0-0		0-0-0		2-1-0	
2-2-1	0-0-0	0-0-0		AWAY		1-1-0		0-1-1		1-0-0	
2-0-1	0-0-0	0-0-0		NEUTRAL		1-0-1		1-0-0		0-0-0	
<hr/>											
RPI S	Opponent	Score	RPI S	Opponent	Score	RPI S	Opponent	Score	RPI S	Opponent	Score
28 A	Nebraska	0 1	64 A	UAB	2 1	108 A	Charlotte	1 3			
33 N	Purdue	1 2	67 A	St. Louis	0 1	118 N	Tulane	2 0			
			67 N	St. Louis	1 1	122 A	Iowa St.	2 0			
			82 A	Northwestern	1 2	129 A	East Caro.	1 1			
			85 H	Marquette	1 0	133 H	Eastern Ill.	2 1			
			85 N	Marquette	2 1	138 A	Colorado Col.	2 1			
			86 H	TCU	2 0	160 A	Air Force	0 1			
						164 A	Northern Iowa	1 0			
						186 H	Cincinnati	0 1			
						192 A	Wis.-Green Bay	4 0			
						198 H	Louisville	2 1			
						201 A	Memphis	2 1			
						203 H	Houston	1 0			
						216 H	Toledo	3 1			
<hr/>											
LAST 10 GAMES											
33 N	Purdue	1 2	133 H	Eastern Ill.	2 1						
67 N	St. Louis	1 1	85 H	Marquette	1 0						
118 N	Tulane	2 0	198 H	Louisville	2 1						
85 N	Marquette	2 1	186 H	Cincinnati	0 1						
67 A	St. Louis	0 1	129 A	East Caro.	1 1						

Non-Div. I Games:

DePaul

Average RPI Win:		128	WON-LOST		WINNING		LAST 10		STRENGTH OF		OPP. STRENGTH		TEAM		ADJ		CONF.		ADJ CONF.	
Average RPI Loss:		74	RECORD		PCT. RANK		GAMES		SCHEDULE		OF SCHEDULE		RPI		RPI		RPI		RPI	
DIV. I ONLY			9-8-3		.525		129		3-5-2		59		63		81		.54704		76	
DIV. I NON-CONF.			7-3-1		.68182		60		1-0-0		135		110		75		.54766		73	
TOTALS		RPI 1-25		RPI 26-50		W-L RECORDS		RPI 51-100		RPI 101-150		RPI 150+								
9-8-3		1-2-0		1-1-1		OVERALL		1-2-0		2-3-2		4-0-0								
6-2-2		1-1-0		0-0-0		HOME		1-1-0		2-0-2		2-0-0								
3-6-1		0-1-0		1-1-1		AWAY		0-1-0		0-3-0		2-0-0								
0-0-0		0-0-0		0-0-0		NEUTRAL		0-0-0		0-0-0		0-0-0								
7-3-1		0-0-0		0-1-0		NON-CONFERENCE		1-1-0		2-1-1		4-0-0								
5-0-1		0-0-0		0-0-0		HOME		1-0-0		2-0-1		2-0-0								
2-3-0		0-0-0		0-0-		AWAY		0-1-0		0-1-0		2-0-0								
0-0-0		0-0-0		0-0-0		NEUTRAL		0-0-0		0-0-0		0-0-0								
2-5-2		1-2-0		1-0-1		CONFERENCE		0-1-0		0-2-1		0-0-0								
1-2-1		1-1-0		0-0-0		HOME		0-1-0		0-0-1		0-0-0								
1-3-1		0-1-0		1-0-1		AWAY		0-0-0		0-2-0		0-0-0								
0-0-0		0-0-0		0-0-0		NEUTRAL		0-0-0		0-0-0		0-0-0								
RPI	S	Opponent		Score		RPI	S	Opponent		Score		RPI	S	Opponent		Score				
2	H	Florida		1 0		28	A	Nebraska		0 1		105	H	Alabama		1 1				
8	A	Tennessee		0 2		29	A	Mississippi		0 0		113	H	Middle Tenn.		1 0				
13	H	Auburn		0 1		35	A	Georgia		2 0		98	A	Samford		0 2				

Non-Div. I Games:

Mississippi St.

Average RPI Win:		197	WON-LOST RECORD		WINNING PCT. RANK		LAST 10 GAMES		STRENGTH OF SCHEDULE		OPP. STRENGTH OF SCHEDULE		TEAM RPI		ADJ RPI		CONF. RPI		ADJ CONF. RPI				
DIV. I ONLY		15-6-1		.70455		33		6-3-1		145		145		77		.54697		77		15		15	
DIV. I NON-CONF.		7-4-0		.63636		83		0-1-0		168		148		107		.5189		107		14		14	
TOTALS		RPI 1-25		RPI 26-50		W-L RECORDS		RPI 51-100		RPI 101-150		RPI 150+											
15-6-1		0-1-0		1-1-0		OVERALL		0-3-0		2-1-1		12-0-0											
11-0-0		0-0-0		1-0-0		HOME		0-0-0		1-0-0		9-0-0											
1-5-1		0-1-0		0-0-0		AWAY		0-3-0		0-1-1		1-0-0											
3-1-0		0-0-0		0-1-0		NEUTRAL		0-0-0		1-0-0		2-0-0											
7-4-0		0-1-0		0-0-0		NON-CONFERENCE		0-3-0		1-0-0		6-0-0											
6-0-0		0-0-0		0-0-0		HOME		0-0-0		1-0-0		5-0-0											
0-4-0		0-1-0		0-0-		AWAY		0-3-0		0-0-0		0-0-0											
1-0-0		0-0-0		0-0-0		NEUTRAL		0-0-0		0-0-0		1-0-0											
8-2-1		0-0-0		1-1-0		CONFERENCE		0-0-0		1-1-1		6-0-0											
5-0-0		0-0-0		1-0-0		HOME		0-0-0		0-0-0		4-0-0											
1-1-1		0-0-0		0-0-0		AWAY		0-0-0		0-1-1		1-0-0											
2-1-0		0-0-0		0-1-0		NEUTRAL		0-0-0		1-0-0		1-0-0											
RPI	S	Opponent		Score		RPI	S	Opponent		Score		RPI	S	Opponent		Score							
6	A	Notre Dame		1	8	32	H	Denver		3	2	57	A	Southern Methodist		1	4	109	A	Western Ky.		1	1
						32	N	Denver		0	1	84	A	Baylor		3	4	113	A	Middle Tenn.		3	4
												90	A	Stephen F. Austin		2	4	113	N	Middle Tenn.		4	0
																		114	H	Rice		1	0
																		153	H	Texas Tech		1	0
																		185	H	South Ala.		3	0
																		197	H	Texas St.		2	0
																		203	N	Houston		2	0
																		220	H	Arkansas St.		6	1
																		220	N	Arkansas St.		10	1
																		232	H	La.-Lafayette		3	1
																		240	H	Ark.-Little Rock		3	1
																		241	H	Drury		5	1
																		251	A	Florida Int'l		2	1
																		273	H	Nicholls St.		7	0
																		280	H	Grambling		9	0
LAST 10 GAMES																							
						32	N	Denver		0	1	232	H	La.-Lafayette		3	1						
						113	N	Middle Tenn.		4	0	57	A	Southern Methodist		1	4						
						220	N	Arkansas St.		10	1	113	A	Middle Tenn.		3	4						
						251	A	Florida Int'l		2	1	109	A	Western Ky.		1	1						
						185	H	South Ala.		3	0	32	H	Denver		3	2						

Non-Div. I Games:

North Texas

Average RPI Win:		160	WON-LOST RECORD		WINNING PCT. RANK		LAST 10 GAMES		STRENGTH OF SCHEDULE		OPP. STRENGTH OF SCHEDULE		TEAM RPI		ADJ RPI		CONF. RPI		ADJ CONF. RPI			
Average RPI Loss:		85	10-6-4		.676		5-3-2		71		121		76		.54637		78		10			
DIV. I ONLY			5-4-0		.55556		116		67		137		80		.54078		81		10			
DIV. I NON-CONF.																						
TOTALS		RPI 1-25		RPI 26-50		W-L RECORDS		RPI 51-100		RPI 101-150		RPI 150+										
10-6-4		0-2-0		0-0-0		OVERALL		3-2-2		2-1-2		5-1-0										
6-1-1		0-0-0		0-0-0		HOME		2-1-0		1-0-1		3-0-0										
4-2-3		0-0-0		0-0-0		AWAY		1-0-1		1-1-1		2-1-0										
0-3-1		0-2-0		0-0-0		NEUTRAL		0-1-1		0-0-0		0-0-0										
5-4-0		0-2-0		0-0-0		NON-CONFERENCE		0-1-0		2-1-0		3-0-0										
3-1-0		0-0-0		0-0-0		HOME		0-1-0		1-0-0		2-0-0										
2-1-0		0-0-0		0-0-		AWAY		0-0-0		1-1-0		1-0-0										
0-2-0		0-2-0		0-0-0		NEUTRAL		0-0-0		0-0-0		0-0-0										
5-2-4		0-0-0		0-0-0		CONFERENCE		3-1-2		0-0-2		2-1-0										
3-0-1		0-0-0		0-0-0		HOME		2-0-0		0-0-1		1-0-0										
2-1-2		0-0-0		0-0-0		AWAY		1-0-1		0-0-1		1-1-0										
0-1-1		0-0-0		0-0-0		NEUTRAL		0-1-1		0-0-0		0-0-0										
RPI	S	Opponent		Score		RPI	S	Opponent		Score		RPI	S	Opponent		Score						
21	N	Boston College		2	3					51	A	Hofstra	2	2	117	H	James Madison	1	1			
25	N	Pepperdine		0	3					68	A	William & Mary	1	0	121	A	UNLV	0	4			
										68	N	William & Mary	0	2	125	A	George Washington	1	0			
										81	H	George Mason	3	0	134	H	American	2	0			
										81	N	George Mason	0	0	148	A	UNC Wilmington	2	2			
										83	H	Richmond	2	3	175	H	Towson	2	1			
										94	H	Delaware	4	1	187	H	UNC Asheville	7	0			
																191	A	Old Dominion	0	1		
																231	A	St. Francis (Pa.)	3	1		
																248	H	Liberty	1	0		
																256	A	Drexel	3	1		
						LAST 10 GAMES																
						68 N William & Mary				0	2	68 A William & Mary	1	0								
						81 N George Mason				0	0	81 H George Mason	3	0								
						175 H Towson				2	1	117 H James Madison	1	1								
						94 H Delaware				4	1	231 A St. Francis (Pa.)	3	1								
						191 A Old Dominion				0	1	83 H Richmond	2	3								

Non-Div. I Games:

Va. Commonwealth

Average RPI Win:	193	WON-LOST RECORD	WINNING PCT. RANK	LAST 10 GAMES	STRENGTH OF SCHEDULE	OPP. STRENGTH OF SCHEDULE	TEAM RPI	ADJ RPI	CONF. RPI	ADJ CONF. RPI		
DIV. I ONLY		13-3-3	.76316	18	6-2-2	216	136	79	.54531	79	14	14
DIV. I NON-CONF.		6-1-0	.85714	10	0-0-0	234	167	71	.5516	71	13	13
<hr/>												
TOTALS	RPI 1-25	RPI 26-50		W-L RECORDS		RPI 51-100		RPI 101-150		RPI 150+		
13-3-3	0-0-0	1-0-0		OVERALL		1-2-3		0-0-0		11-1-0		
8-0-1	0-0-0	0-0-0		HOME		1-0-1		0-0-0		7-0-0		
4-3-2	0-0-0	0-0-0		AWAY		0-2-1		0-0-0		4-1-0		
1-0-1	0-0-0	1-0-0		NEUTRAL		0-0-1		0-0-0		0-0-0		
<hr/>												
6-1-0	0-0-0	1-0-0		NON-CONFERENCE		1-1-0		0-0-0		4-0-0		
4-0-0	0-0-0	0-0-0		HOME		1-0-0		0-0-0		3-0-0		
1-1-0	0-0-0	0-0-		AWAY		0-1-0		0-0-0		1-0-0		
1-0-0	0-0-0	1-0-0		NEUTRAL		0-0-0		0-0-0		0-0-0		
<hr/>												
7-2-3	0-0-0	0-0-0		CONFERENCE		0-1-3		0-0-0		7-1-0		
4-0-1	0-0-0	0-0-0		HOME		0-0-1		0-0-0		4-0-0		
3-2-1	0-0-0	0-0-0		AWAY		0-1-1		0-0-0		3-1-0		
0-0-1	0-0-0	0-0-0		NEUTRAL		0-0-1		0-0-0		0-0-0		
<hr/>												
RPI	S	Opponent	Score	RPI	S	Opponent	Score	RPI	S	Opponent	Score	
				34	N	Dartmouth	2 1	55	A	Harvard	0 3	
								66	A	Boston U.	0 0	
								66	H	Boston U.	1 1	
								96	A	Hartford	1 2	
								96	N	Hartford	0 0	
								99	H	Sacred Heart	1 0	
										151	A Binghamton	1 0
										157	A New Hampshire	1 3
										166	H Northeastern	1 0
										170	A UMBC	2 0
										170	H UMBC	3 1
										182	A Vermont	5 1
										213	H Stony Brook	3 0
										244	H Lafayette	3 1
										253	H St. Bonaventure	5 0
										270	H Manhattan	4 0
										280	H Albany (N.Y.)	6 0
										283	A Iona	1 0
<hr/>												
				LAST 10 GAMES								
				66	A	Boston U.	0 0	96	A	Hartford	1 2	
				96	N	Hartford	0 0	157	A	New Hampshire	1 3	
				170	H	UMBC	3 1	213	H	Stony Brook	3 0	
				182	A	Vermont	5 1	151	A	Binghamton	1 0	
				280	H	Albany (N.Y.)	6 0	166	H	Northeastern	1 0	

Non-Div. I Games:

Maine

Average RPI Win: 172		WON-LOST RECORD		WINNING PCT. RANK		LAST 10 GAMES		STRENGTH OF SCHEDULE		OPP. STRENGTH OF SCHEDULE		TEAM RPI		ADJ RPI		CONF. RPI		ADJ CONF. RPI	
DIV. I ONLY		14-8-1		.63043 62		9-1-0		90		165		80		.54204 80		18		18	
DIV. I NON-CONF.		3-4-1		.4375 174		2-1-0		27		128		86		.54047 82		20		18	
TOTALS		RPI 1-25		RPI 26-50		W-L RECORDS		RPI 51-100		RPI 101-150		RPI 150+							
14-8-1		1-0-0		0-2-0		OVERALL		1-0-0		0-3-1		12-3-0							
10-0-0		0-0-0		0-0-0		HOME		1-0-0		0-0-0		9-0-0							
4-6-1		1-0-0		0-1-0		AWAY		0-0-0		0-2-1		3-3-0							
0-2-0		0-0-0		0-1-0		NEUTRAL		0-0-0		0-1-0		0-0-0							
3-4-1		1-0-0		0-2-0		NON-CONFERENCE		1-0-0		0-1-1		1-1-0							
1-0-0		0-0-0		0-0-0		HOME		1-0-0		0-0-0		0-0-0							
2-2-1		1-0-0		0-0-		AWAY		0-0-0		0-0-1		1-1-0							
0-2-0		0-0-0		0-1-0		NEUTRAL		0-0-0		0-1-0		0-0-0							
11-4-0		0-0-0		0-0-0		CONFERENCE		0-0-0		0-2-0		11-2-0							
9-0-0		0-0-0		0-0-0		HOME		0-0-0		0-0-0		9-0-0							
2-4-0		0-0-0		0-0-0		AWAY		0-0-0		0-2-0		2-2-0							
0-0-0		0-0-0		0-0-0		NEUTRAL		0-0-0		0-0-0		0-0-0							
RPI S	Opponent	Score		RPI S	Opponent	Score		RPI S	Opponent	Score		RPI S	Opponent	Score					
16 A	Illinois	2	0	33 N	Purdue	2	3	63 H	Oakland	3	2	124 A	Ball St.	0	1				
				49 A	Michigan St.	1	5					128 N	Drake	0	1				
												142 A	Creighton	0	0				
												143 A	Kent St.	2	3				
												158 H	Eastern Mich.	1	0				
												159 A	Buffalo	2	1				
												159 H	Buffalo	3	0				
												163 H	Central Mich.	4	1				
												169 H	Ohio	2	1				
												169 H	Ohio	2	1				
												179 H	Bowling Green	4	1				
												179 H	Bowling Green	2	0				
												184 A	Detroit	1	2				
												195 A	Miami (Ohio)	1	3				
												199 A	Akron	1	2				
												216 A	Toledo	2	0				
												250 A	Valparaiso	4	0				
												258 H	Marshall	3	1				
												265 H	Northern Ill.	1	0				
				LAST 10 GAMES															
				33 N	Purdue	2	3	63 H	Oakland	3	2								
				16 A	Illinois	2	0	163 H	Central Mich.	4	1								
				179 H	Bowling Green	4	1	158 H	Eastern Mich.	1	0								
				169 H	Ohio	2	1	265 H	Northern Ill.	1	0								
				159 H	Buffalo	3	0	216 A	Toledo	2	0								

Non-Div. I Games:

Western Mich.



Average RPI Win: 127		WON-LOST RECORD		WINNING PCT. RANK		LAST 10 GAMES		STRENGTH OF SCHEDULE		OPP. STRENGTH OF SCHEDULE		TEAM RPI		ADJ RPI		CONF. RPI		ADJ CONF. RPI					
DIV. I ONLY		9-6-6		.57143		98		3-4-3		96		73		82		.54144		81		10		10	
DIV. I NON-CONF.		5-3-2		.6		97		1-1-0		104		29		69		.55792		68		10		10	
TOTALS		RPI 1-25		RPI 26-50		W-L RECORDS		RPI 51-100		RPI 101-150		RPI 150+											
9-6-6		1-1-0		0-0-2		OVERALL		3-2-3		3-2-0		2-1-1											
5-3-3		1-1-0		0-0-1		HOME		2-1-1		1-1-0		1-0-1											
3-3-3		0-0-0		0-0-1		AWAY		1-1-1		2-1-0		0-1-0											
1-0-1		0-0-0		0-0-0		NEUTRAL		0-0-1		0-0-0		1-0-0											
5-3-2		1-1-0		0-0-2		NON-CONFERENCE		1-1-0		2-1-0		1-0-0											
3-3-1		1-1-0		0-0-1		HOME		1-1-0		1-1-0		0-0-0											
1-0-1		0-0-0		0-1-		AWAY		0-0-0		1-0-0		0-0-0											
1-0-0		0-0-0		0-0-0		NEUTRAL		0-0-0		0-0-0		1-0-0											
4-3-4		0-0-0		0-0-0		CONFERENCE		2-1-3		1-1-0		1-1-1											
2-0-2		0-0-0		0-0-0		HOME		1-0-1		0-0-0		1-0-1											
2-3-1		0-0-0		0-0-0		AWAY		1-1-1		1-1-0		0-1-0											
0-0-1		0-0-0		0-0-0		NEUTRAL		0-0-1		0-0-0		0-0-0											
RPI	S	Opponent		Score		RPI	S	Opponent		Score		RPI	S	Opponent		Score							
15	H	Villanova		1	0	36	A	UNC Greensboro		0	0	51	H	Hofstra		1	1						
20	H	Maryland		0	2	50	H	North Carolina St.		1	1	66	H	Boston U.		0	1						
												68	H	William & Mary		2	1						
												69	H	Pennsylvania		1	0						
												78	A	Va. Commonwealth		0	3						
												78	N	Va. Commonwealth		0	0						
												94	A	Delaware		2	1						
												94	A	Delaware		0	0						
														</									

Non-Div. I Games:

George Mason



Average RPI Win:	164	WON-LOST RECORD	WINNING PCT. RANK	LAST 10 GAMES		STRENGTH OF SCHEDULE	OPP. STRENGTH OF SCHEDULE	TEAM RPI	ADJ RPI	CONF. RPI	ADJ CONF. RPI	
DIV. I ONLY	11-9-2	.54545	117	6-4-0		56	116	78	.53946	83	19	19
DIV. I NON-CONF.	2-5-1	.3125	228	0-0-0		7	9	64	.56075	66	19	17
<hr/>												
TOTALS	RPI 1-25	RPI 26-50		W-L RECORDS		RPI 51-100		RPI 101-150		RPI 150+		
11-9-2	0-4-0	0-1-0		OVERALL		2-1-0		1-0-2		8-3-0		
8-2-0	0-1-0	0-0-0		HOME		1-1-0		1-0-0		6-0-0		
2-5-2	0-2-0	0-0-0		AWAY		1-0-0		0-0-2		1-3-0		
1-2-0	0-1-0	0-1-0		NEUTRAL		0-0-0		0-0-0		1-0-0		
<hr/>												
2-5-1	0-4-0	0-1-0		NON-CONFERENCE		1-0-0		0-0-1		1-0-0		
0-1-0	0-1-0	0-0-0		HOME		0-0-0		0-0-0		0-0-0		
1-2-1	0-2-0	0-0-		AWAY		1-0-0		0-0-1		0-0-0		
1-2-0	0-1-0	0-1-0		NEUTRAL		0-0-0		0-0-0		1-0-0		
<hr/>												
9-4-1	0-0-0	0-0-0		CONFERENCE		1-1-0		1-0-1		7-3-0		
8-1-0	0-0-0	0-0-0		HOME		1-1-0		1-0-0		6-0-0		
1-3-1	0-0-0	0-0-0		AWAY		0-0-0		0-0-1		1-3-0		
0-0-0	0-0-0	0-0-0		NEUTRAL		0-0-0		0-0-0		0-0-0		
<hr/>												
RPI S	Opponent	Score		RPI S	Opponent	Score		RPI S	Opponent	Score		
1 N	North Carolina	0	2	32 N	Denver	0	1	70 H	Dayton	1	0	
8 A	Tennessee	0	2					117 A	James Madison	1	1	
11 H	Virginia	1	2					125 A	George Washington	0	0	
12 A	Duke	0	4					127 H	Xavier	2	0	
								152 A	Fordham	2	3	
								152 H	Fordham	1	0	
								155 H	Rhode Island	3	0	
								155 H	Rhode Island	2	1	
								157 N	New Hampshire	4	1	
								172 H	St. Joseph's	3	0	
								235 H	Massachusetts	2	1	
								246 A	Duquesne	3	0	
								249 A	La Salle	0	1	
								253 A	St. Bonaventure	1	2	
								262 H	Temple	2	0	
<hr/>												
LAST 10 GAMES												
70 H Dayton				0	3	172 H St. Joseph's		3	0			
152 H Fordham				1	0	262 H Temple		2	0			
155 H Rhode Island				2	1	70 H Dayton		1	0			
152 A Fordham				2	3	127 H Xavier		2	0			
249 A La Salle				0	1	253 A St. Bonaventure		1	2			

**Non-Div. I Games:**

Richmond

Average RPI Win:	140	WON-LOST RECORD	WINNING PCT. RANK	LAST 10 GAMES	STRENGTH OF SCHEDULE	OPP. STRENGTH OF SCHEDULE	TEAM RPI	ADJ RPI	CONF. RPI	ADJ CONF. RPI	
DIV. I ONLY		7-9-2	.44444 184	2-6-2	48	54	86	.53784 84	3	3	
DIV. I NON-CONF.		5-3-0	.625 88	0-0-0	38	136	52	.57512 53	2	2	
<hr/>											
TOTALS	RPI 1-25		RPI 26-50	W-L RECORDS		RPI 51-100		RPI 101-150		RPI 150+	
7-9-2	0-4-0		1-3-0	OVERALL		2-2-1		0-0-1		4-0-0	
4-3-1	0-2-0		1-0-0	HOME		1-1-0		0-0-1		2-0-0	
2-5-1	0-2-0		0-3-0	AWAY		1-0-1		0-0-0		1-0-0	
1-1-0	0-0-0		0-0-0	NEUTRAL		0-1-0		0-0-0		1-0-0	
5-3-0	0-1-0		0-1-0	NON-CONFERENCE		2-1-0		0-0-0		3-0-0	
2-1-0	0-1-0		0-0-0	HOME		1-0-0		0-0-0		1-0-0	
2-1-0	0-0-0		0-0-	AWAY		1-0-0		0-0-0		1-0-0	
1-1-0	0-0-0		0-0-0	NEUTRAL		0-1-0		0-0-0		1-0-0	
2-6-2	0-3-0		1-2-0	CONFERENCE		0-1-1		0-0-1		1-0-0	
2-2-1	0-1-0		1-0-0	HOME		0-1-0		0-0-1		1-0-0	
0-4-1	0-2-0		0-2-0	AWAY		0-0-1		0-0-0		0-0-0	
0-0-0	0-0-0		0-0-0	NEUTRAL		0-0-0		0-0-0		0-0-0	
<hr/>											
RPI S	Opponent	Score	RPI S	Opponent	Score	RPI S	Opponent	Score	RPI S	Opponent	Score
17 A	Kansas	0 1	27 A	Texas	0 4	52 H	Missouri	1 2	122 H	Iowa St.	1 1
18 A	Texas A&M	0 3	28 H	Nebraska	2 1	56 A	Oklahoma	1 1	153 H	Texas Tech	3 0
22 H	Colorado	0 2	30 A	Cal Poly	0 1	57 N	Southern Methodist	1 2	160 N	Air Force	3 1
24 H	Utah	2 3	40 A	Oklahoma St.	0 3	77 H	North Texas	4 3	203 A	Houston	2 0
						86 A	TCU	4 0	274 H	Eastern Wash.	2 0
<hr/>											
LAST 10 GAMES											
153 H Texas Tech						3	0	27 A Texas	0	4	
122 H Iowa St.						1	1	22 H Colorado	0	2	
52 H Missouri						1	2	28 H Nebraska	2	1	
56 A Oklahoma						1	1	40 A Oklahoma St.	0	3	
18 A Texas A&M						0	3	17 A Kansas	0	1	

**Non-Div. I Games:**

Baylor

Average RPI Win:	134	WON-LOST RECORD	WINNING PCT. RANK	LAST 10 GAMES	STRENGTH OF SCHEDULE	OPP. STRENGTH OF SCHEDULE	TEAM RPI	ADJ RPI	CONF. RPI	ADJ CONF. RPI		
DIV. I ONLY		11-8-1	.575	92	7-3-0	107	84	89	.5355	85	11	11
DIV. I NON-CONF.		4-4-1	.5	133	1-1-0	83	68	91	.53471	91	11	11
<hr/>												
TOTALS	RPI 1-25	RPI 26-50		W-L RECORDS		RPI 51-100		RPI 101-150		RPI 150+		
11-8-1	0-0-0	1-0-1		OVERALL		3-6-0		2-2-0		5-0-0		
6-2-0	0-0-0	1-0-0		HOME		2-1-0		2-1-0		1-0-0		
4-4-1	0-0-0	0-0-0		AWAY		0-3-0		0-1-0		4-0-0		
1-2-1	0-0-0	0-0-1		NEUTRAL		1-2-0		0-0-0		0-0-0		
<hr/>												
4-4-1	0-0-0	1-0-1		NON-CONFERENCE		2-3-0		0-1-0		1-0-0		
2-1-0	0-0-0	1-0-0		HOME		1-1-0		0-0-0		0-0-0		
1-2-0	0-0-0	0-0-		AWAY		0-1-0		0-1-0		1-0-0		
1-1-1	0-0-0	0-0-1		NEUTRAL		1-1-0		0-0-0		0-0-0		
<hr/>												
7-4-0	0-0-0	0-0-0		CONFERENCE		1-3-0		2-1-0		4-0-0		
4-1-0	0-0-0	0-0-0		HOME		1-0-0		2-1-0		1-0-0		
3-2-0	0-0-0	0-0-0		AWAY		0-2-0		0-0-0		3-0-0		
0-1-0	0-0-0	0-0-0		NEUTRAL		0-1-0		0-0-0		0-0-0		
<hr/>												
RPI S	Opponent	Score	RPI S	Opponent	Score	RPI S	Opponent	Score	RPI S	Opponent	Score	
38 N	Southern California	0 0	63 N	Oakland	2 0	108 H	Charlotte	3 2				
46 H	Vanderbilt	1 0	67 H	St. Louis	2 1	118 H	Tulane	1 2				
			70 N	Dayton	0 1	119 A	Wis.-Milwaukee	2 3				
			74 A	Wisconsin	0 3	129 H	East Caro.	1 0				
			75 A	DePaul	0 1	186 A	Cincinnati	2 0				
			75 N	DePaul	1 2	192 A	Wis.-Green Bay	2 1				
			82 H	Northwestern	1 0	198 A	Louisville	1 0				
			86 A	TCU	0 1	201 A	Memphis	1 0				
			89 H	California	0 2	203 H	Houston	1 0				
<hr/>												
LAST 10 GAMES												
75 N	DePaul	1 2	108 H	Charlotte	3 2							
82 H	Northwestern	1 0	198 A	Louisville	1 0							
67 H	St. Louis	2 1	186 A	Cincinnati	2 0							
75 A	DePaul	0 1	89 H	California	0 2							
129 H	East Caro.	1 0	201 A	Memphis	1 0							

Non-Div. I Games:

Marquette

Average RPI Win:		154	WON-LOST RECORD		WINNING PCT. RANK		LAST 10 GAMES		STRENGTH OF SCHEDULE		OPP. STRENGTH OF SCHEDULE		TEAM RPI		ADJ RPI		CONF. RPI		ADJ CONF. RPI	
DIV. I ONLY			9-8-2		.52632 124		5-4-1		69		79		87		.53475 86		11		11	
DIV. I NON-CONF.			2-5-1		.3125 228		0-2-0		79		24		143		.49271 142		11		11	
TOTALS		RPI 1-25		RPI 26-50		W-L RECORDS		RPI 51-100		RPI 101-150		RPI 150+								
9-8-2		0-2-0		0-0-0		OVERALL		2-5-1		1-1-1		6-0-0								
6-1-1		0-0-0		0-0-0		HOME		2-1-1		1-0-0		3-0-0								
3-5-1		0-1-0		0-0-0		AWAY		0-3-0		0-1-0		3-0-0								
0-2-1		0-1-0		0-0-0		NEUTRAL		0-1-0		0-0-1		0-0-0								
2-5-1		0-2-0		0-0-0		NON-CONFERENCE		0-3-1		0-0-0		2-0-0								
1-1-1		0-0-0		0-0-0		HOME		0-1-1		0-0-0		1-0-0								
1-2-0		0-1-0		0-0-		AWAY		0-1-0		0-0-0		1-0-0								
0-2-0		0-1-0		0-0-0		NEUTRAL		0-1-0		0-0-0		0-0-0								
7-3-1		0-0-0		0-0-0		CONFERENCE		2-2-0		1-1-1		4-0-0								
5-0-0		0-0-0		0-0-0		HOME		2-0-0		1-0-0		2-0-0								
2-3-0		0-0-0		0-0-0		AWAY		0-2-0		0-1-0		2-0-0								
0-0-1		0-0-0		0-0-0		NEUTRAL		0-0-0		0-0-1		0-0-0								
RPI	S	Opponent		Score		RPI	S	Opponent		Score		RPI	S	Opponent		Score				
10	N	Santa Clara		0	1			54	N	Loyola Marymount		0	3	118	H	Tulane		2	0	
18	A	Texas A&M		0	6			56	H	Oklahoma		1	1	118	N	Tulane		0	0	
								57	A	Southern Methodist		2	4	126	A	South Fla.		1	2	
								64	A	UAB		0	1	153	H	Texas Tech		1	0	
								67	H	St. Louis		3	2	167	H	Southern Miss.		2	0	
								75	A	DePaul		0	2	186	A	Cincinnati		2	1	
								84	H	Baylor		0	4	201	H	Memphis		2	1	
								85	H	Marquette		1	0	203	A	Houston		3	2	
														205	A	Centenary (La.)		2	0	
LAST 10 GAMES																				
118 N Tulane						0	0	167 H Southern Miss.						2	0					
201 H Memphis						2	1	203 A Houston						3	2					
126 A South Fla.						1	2	10 N Santa Clara						0	1					
64 A UAB						0	1	54 N Loyola Marymount						0	3					
118 H Tulane						2	0	67 H St. Louis						3	2					

**Non-Div. I Games:**

TCU

Average RPI Win:	154	WON-LOST RECORD	WINNING PCT. RANK	LAST 10 GAMES	STRENGTH OF SCHEDULE	OPP. STRENGTH OF SCHEDULE	TEAM RPI	ADJ RPI	CONF. RPI	ADJ CONF. RPI		
DIV. I ONLY		8-8-3	.5	141	5-2-3	68	59	90	.53466	87	6	5
DIV. I NON-CONF.		5-6-1	.45833	158	2-0-1	116	82	128	.50271	126	7	7
<hr/>												
TOTALS	RPI 1-25	RPI 26-50		W-L RECORDS		RPI 51-100		RPI 101-150		RPI 150+		
8-8-3	0-3-2	0-1-0		OVERALL		4-3-0		0-0-0		4-1-1		
3-4-2	0-1-1	0-0-0		HOME		2-2-0		0-0-0		1-1-1		
3-3-1	0-2-1	0-1-0		AWAY		1-0-0		0-0-0		2-0-0		
2-1-0	0-0-0	0-0-0		NEUTRAL		1-1-0		0-0-0		1-0-0		
5-6-1	0-2-0	0-1-0		NON-CONFERENCE		2-2-0		0-0-0		3-1-1		
2-3-1	0-1-0	0-0-0		HOME		1-1-0		0-0-0		1-1-1		
1-2-0	0-1-0	0-0-		AWAY		0-0-0		0-0-0		1-0-0		
2-1-0	0-0-0	0-0-0		NEUTRAL		1-1-0		0-0-0		1-0-0		
3-2-2	0-1-2	0-0-0		CONFERENCE		2-1-0		0-0-0		1-0-0		
1-1-1	0-0-1	0-0-0		HOME		1-1-0		0-0-0		0-0-0		
2-1-1	0-1-1	0-0-0		AWAY		1-0-0		0-0-0		1-0-0		
0-0-0	0-0-0	0-0-0		NEUTRAL		0-0-0		0-0-0		0-0-0		
RPI S	Opponent	Score		RPI S	Opponent	Score		RPI S	Opponent	Score		
3 A	UCLA	0	1	38 A	Southern California	2	3	53 H	San Diego	2	1	
10 H	Santa Clara	0	0					165 H	Fresno St.	1	3	
14 A	Portland	0	3					54 H	Loyola Marymount	1	2	
24 H	Utah	0	2					58 H	Stanford	0	1	
25 A	Pepperdine	1	1					70 H	Dayton	3	1	
								73 N	UC Santa Barb.	3	2	
								74 N	Wisconsin	1	3	
								100 A	Gonzaga	3	1	

**Non-Div. I Games:**

St. Mary's (Cal.)

Average RPI Win:	213	WON-LOST RECORD	WINNING PCT. RANK	LAST 10 GAMES	STRENGTH OF SCHEDULE	OPP. STRENGTH OF SCHEDULE	TEAM RPI	ADJ RPI	CONF. RPI	ADJ CONF. RPI		
DIV. I ONLY		16-6-0	.72727	27	6-4-0	187	188	84	.53423	88	16	17
DIV. I NON-CONF.		8-2-0	.8	21	0-0-0	215	205	84	.53609	90	18	20
<hr/>												
TOTALS	RPI 1-25	RPI 26-50		W-L RECORDS		RPI 51-100		RPI 101-150		RPI 150+		
16-6-0	0-0-0	0-4-0		OVERALL		0-0-0		1-1-0		15-1-0		
7-0-0	0-0-0	0-0-0		HOME		0-0-0		0-0-0		7-0-0		
7-6-0	0-0-0	0-4-0		AWAY		0-0-0		1-1-0		6-1-0		
2-0-0	0-0-0	0-0-0		NEUTRAL		0-0-0		0-0-0		2-0-0		
<hr/>												
8-2-0	0-0-0	0-1-0		NON-CONFERENCE		0-0-0		1-0-0		7-1-0		
3-0-0	0-0-0	0-0-0		HOME		0-0-0		0-0-0		3-0-0		
4-2-0	0-0-0	0-0-		AWAY		0-0-0		1-0-0		3-1-0		
1-0-0	0-0-0	0-0-0		NEUTRAL		0-0-0		0-0-0		1-0-0		
<hr/>												
8-4-0	0-0-0	0-3-0		CONFERENCE		0-0-0		0-1-0		8-0-0		
4-0-0	0-0-0	0-0-0		HOME		0-0-0		0-0-0		4-0-0		
3-4-0	0-0-0	0-3-0		AWAY		0-0-0		0-1-0		3-0-0		
1-0-0	0-0-0	0-0-0		NEUTRAL		0-0-0		0-0-0		1-0-0		
<hr/>												
RPI S	Opponent	Score	RPI S	Opponent	Score	RPI S	Opponent	Score	RPI S	Opponent	Score	
			35 A	Georgia	1 2				106 A	Campbell	0 1	
			41 A	UCF	0 1				145 A	Col. of Charleston	1 0	
			44 A	Fla. Atlantic	0 3				156 H	Stetson	2 1	
			44 A	Fla. Atlantic	1 2				174 H	Gardner-Webb	4 0	
									174 N	Gardner-Webb	4 1	
									185 A	South Ala.	2 1	
									200 A	Western Caro.	2 0	
									202 H	Jacksonville	7 3	
									210 A	Tennessee Tech	3 1	
									211 H	Troy St.	3 1	
									215 A	High Point	1 2	
									219 H	Ga. Southern	4 0	
									238 H	Birmingham-So.	2 0	
									243 A	Mercer	3 0	
									255 H	Winthrop	2 1	
									263 N	Alabama A&M	1 0	
									267 A	Belmont	1 0	
									269 A	Lipscomb	3 0	
			LAST 10 GAMES									
			44 A	Fla. Atlantic	1 2	174 H	Gardner-Webb	4 0				
			174 N	Gardner-Webb	4 1	106 A	Campbell	0 1				
			243 A	Mercer	3 0	44 A	Fla. Atlantic	0 3				
			269 A	Lipscomb	3 0	41 A	UCF	0 1				
			267 A	Belmont	1 0	156 H	Stetson	2 1				

**Non-Div. I Games:**

Georgia St.



Average RPI Win: 122		WON-LOST	WINNING	LAST 10	STRENGTH OF		OPP. STRENGTH	TEAM	ADJ		CONF.	ADJ CONF.
Average RPI Loss: 50		RECORD	PCT. RANK	GAMES	SCHEDULE		OF SCHEDULE	RPI	RPI		RPI	RPI
DIV. I ONLY		7-8-4	.47368	169	3-6-1		63	39	92	.53275	89	8
DIV. I NON-CONF.		5-2-3	.65	76	1-0-0		49	49	41	.58832	43	5
TOTALS		RPI 1-25	RPI 26-50		W-L RECORDS		RPI 51-100		RPI 101-150		RPI 150+	
7-8-4		0-1-2	0-4-0		OVERALL		3-2-0		2-1-1		2-0-1	
3-3-3		0-1-1	0-2-0		HOME		2-0-0		0-0-1		1-0-1	
4-4-1		0-0-1	0-1-0		AWAY		1-2-0		2-1-0		1-0-0	
0-1-0		0-0-0	0-1-0		NEUTRAL		0-0-0		0-0-0		0-0-0	
5-2-3		0-0-2	0-1-0		NON-CONFERENCE		3-1-0		1-0-0		1-0-1	
3-0-2		0-0-1	0-0-0		HOME		2-0-0		0-0-0		1-0-1	
2-1-1		0-0-1	0-0-		AWAY		1-1-0		1-0-0		0-0-0	
0-1-0		0-0-0	0-1-0		NEUTRAL		0-0-0		0-0-0		0-0-0	
2-6-1		0-1-0	0-3-0		CONFERENCE		0-1-0		1-1-1		1-0-0	
0-3-1		0-1-0	0-2-0		HOME		0-0-0		0-0-1		0-0-0	
2-3-0		0-0-0	0-1-0		AWAY		0-1-0		1-1-0		1-0-0	
0-0-0		0-0-0	0-0-0		NEUTRAL		0-0-0		0-0-0		0-0-0	
RPI S	Opponent	Score	RPI S	Opponent	Score	RPI S	Opponent	Score	RPI S	Opponent	Score	
3 H	UCLA	0 1	31 N	Wake Forest	1 2	52 A	Missouri	0 1	101 H	Washington St.	0 0	
10 A	Santa Clara	0 0	38 H	Southern California	0 1	58 A	Stanford	1 2	131 A	Oregon	0 2	
23 H	Princeton	1 1	39 A	Arizona St.	2 3	70 H	Dayton	2 0	138 A	Colorado Col.	1 0	
			45 H	Washington	1 3	74 H	Wisconsin	2 1	146 A	Oregon St.	3 2	
						85 A	Marquette	2 0	165 H	Fresno St.	2 0	
									173 A	Arizona	3 0	
									193 H	Montana	1 1	
LAST 10 GAMES												
	58 A Stanford	1 2		3 H UCLA	0 1							
	45 H Washington	1 3		38 H Southern California	0 1							
	101 H Washington St.	0 0		173 A Arizona	3 0							
	131 A Oregon	0 2		39 A Arizona St.	2 3							
	146 A Oregon St.	3 2		85 A Marquette	2 0							

Non-Div. I Games:

California

Average RPI Win:	209	WON-LOST RECORD	WINNING PCT. RANK	LAST 10 GAMES	STRENGTH OF SCHEDULE	OPP. STRENGTH OF SCHEDULE	TEAM RPI	ADJ RPI	CONF. RPI	ADJ CONF. RPI	
DIV. I ONLY	15-5-2	.72727	27	7-2-1	178	207	83	.53272	90	24	25
DIV. I NON-CONF.	4-3-1	.5625	111	0-1-0	108	143	100	.52363	104	24	25
<hr/>											
TOTALS	RPI 1-25	RPI 26-50		W-L RECORDS	RPI 51-100		RPI 101-150		RPI 150+		
15-5-2	0-1-0	0-0-0		OVERALL	2-1-1		0-1-0		13-2-1		
9-0-2	0-0-0	0-0-0		HOME	1-0-1		0-0-0		8-0-1		
4-4-0	0-0-0	0-0-0		AWAY	0-1-0		0-1-0		4-2-0		
2-1-0	0-1-0	0-0-0		NEUTRAL	1-0-0		0-0-0		1-0-0		
<hr/>											
4-3-1	0-1-0	0-0-0		NON-CONFERENCE	1-0-0		0-1-0		3-1-1		
3-0-1	0-0-0	0-0-0		HOME	1-0-0		0-0-0		2-0-1		
1-2-0	0-0-0	0-0-		AWAY	0-0-0		0-1-0		1-1-0		
0-1-0	0-1-0	0-0-0		NEUTRAL	0-0-0		0-0-0		0-0-0		
<hr/>											
11-2-1	0-0-0	0-0-0		CONFERENCE	1-1-1		0-0-0		10-1-0		
6-0-1	0-0-0	0-0-0		HOME	0-0-1		0-0-0		6-0-0		
3-2-0	0-0-0	0-0-0		AWAY	0-1-0		0-0-0		3-1-0		
2-0-0	0-0-0	0-0-0		NEUTRAL	1-0-0		0-0-0		1-0-0		
<hr/>											
RPI S	Opponent	Score		RPI S	Opponent	Score		RPI S	Opponent	Score	
12 N	Duke	0	3					147 A	Oral Roberts	0	5
								153 H	Texas Tech	1	1
								168 H	UTEP	3	2
								177 H	Tenn.-Martin	5	2
								197 A	Texas St.	1	4
								197 H	Texas St.	3	1
								197 N	Texas St.	2	0
								205 A	Centenary (La.)	2	0
								212 H	Northwestern St.	1	0
								214 H	La.-Monroe	2	0
								221 A	Tulsa	0	5
								252 A	McNeese St.	4	0
								252 H	McNeese St.	2	1
								272 A	Sam Houston St.	3	0
								272 H	Sam Houston St.	5	0
								273 A	Nicholls St.	4	1
								273 H	Nicholls St.	4	0
<hr/>											
LAST 10 GAMES											
12 N	Duke	0	3	197 A	Texas St.	1	4				
92 N	Southeastern La.	1	0	92 H	Southeastern La.	3	3				
197 N	Texas St.	2	0	273 H	Nicholls St.	4	0				
252 A	McNeese St.	4	0	212 H	Northwestern St.	1	0				
272 A	Sam Houston St.	3	0	214 H	La.-Monroe	2	0				

Non-Div. I Games:

Stephen F. Austin

Average RPI Win:	146	WON-LOST RECORD	WINNING PCT. RANK	LAST 10 GAMES	STRENGTH OF SCHEDULE	OPP. STRENGTH OF SCHEDULE	TEAM RPI	ADJ RPI	CONF. RPI	ADJ CONF. RPI	
Average RPI Loss:	51										
DIV. I ONLY		8-10-1	.44737 180	5-4-1	55	61	97	.53073 91	4	4	
DIV. I NON-CONF.		4-4-0	.5 133	2-1-0	97	153	110	.51572 109	3	3	
<hr/>											
TOTALS	RPI 1-25	RPI 26-50		W-L RECORDS	RPI 51-100		RPI 101-150		RPI 150+		
8-10-1	0-2-1	2-3-0		OVERALL	1-4-0		1-1-0		4-0-0		
4-3-0	0-2-0	1-1-0		HOME	1-0-0		0-0-0		2-0-0		
3-5-1	0-0-1	1-1-0		AWAY	0-3-0		1-1-0		1-0-0		
1-2-0	0-0-0	0-1-0		NEUTRAL	0-1-0		0-0-0		1-0-0		
<hr/>											
4-4-0	0-0-0	0-1-0		NON-CONFERENCE	0-3-0		0-0-0		4-0-0		
2-0-0	0-0-0	0-0-0		HOME	0-0-0		0-0-0		2-0-0		
1-3-0	0-0-0	0-0-		AWAY	0-2-0		0-0-0		1-0-0		
1-1-0	0-0-0	0-0-0		NEUTRAL	0-1-0		0-0-0		1-0-0		
<hr/>											
4-6-1	0-2-1	2-2-0		CONFERENCE	1-1-0		1-1-0		0-0-0		
2-3-0	0-2-0	1-1-0		HOME	1-0-0		0-0-0		0-0-0		
2-2-1	0-0-1	1-0-0		AWAY	0-1-0		1-1-0		0-0-0		
0-1-0	0-0-0	0-1-0		NEUTRAL	0-0-0		0-0-0		0-0-0		
<hr/>											
RPI S	Opponent	Score	RPI S	Opponent	Score	RPI S	Opponent	Score	RPI S	Opponent	Score
5	H Penn St.	1 2	33	H Purdue	1 2	60	N Miami (Fla.)	0 1	112	A Minnesota	1 2
16	H Illinois	1 2	33	N Purdue	0 1	63	A Oakland	0 3	137	A Iowa	1 0
19	A Michigan	0 0	44	A Fla. Atlantic	0 1	67	A St. Louis	0 1	189	A Butler	3 0
			47	H Ohio St.	1 0	74	A Wisconsin	0 2	195	H Miami (Ohio)	2 1
			49	A Michigan St.	3 2	82	H Northwestern	3 0	209	N Army	1 0
									258	H Marshall	4 0
<hr/>											
			LAST 10 GAMES								
			33	N Purdue	0 1	16	H Illinois	1 2			
			63	A Oakland	0 3	49	A Michigan St.	3 2			
			195	H Miami (Ohio)	2 1	19	A Michigan	0 0			
			33	H Purdue	1 2	258	H Marshall	4 0			
			82	H Northwestern	3 0	137	A Iowa	1 0			

Non-Div. I Games:

Indiana

Average RPI Win:	225	WON-LOST	WINNING	LAST 10	STRENGTH OF	OPP. STRENGTH	TEAM	ADJ	CONF.	ADJ CONF.			
Average RPI Loss:	113	RECORD	PCT. RANK	GAMES	SCHEDULE	OF SCHEDULE	RPI	RPI	RPI	RPI			
DIV. I ONLY	15-2-4	.80952	9	6-1-3	243	247	85	.5305	92	24	25		
DIV. I NON-CONF.	5-1-1	.78571	25	0-0-0	265	251	121	.50463	122	24	25		
<hr/>													
TOTALS	RPI 1-25	RPI 26-50	W-L RECORDS		RPI 51-100		RPI 101-150		RPI 150+				
15-2-4	0-0-0	0-0-0	OVERALL		1-1-1		0-1-0		14-0-3				
8-1-1	0-0-0	0-0-0	HOME		1-0-0		0-1-0		7-0-1				
4-0-3	0-0-0	0-0-0	AWAY		0-0-1		0-0-0		4-0-1				
3-1-1	0-0-0	0-0-0	NEUTRAL		0-1-0		0-0-0		3-0-1				
<hr/>													
5-1-1	0-0-0	0-0-0	NON-CONFERENCE		0-0-0		0-1-0		5-0-1				
2-1-0	0-0-0	0-0-0	HOME		0-0-0		0-1-0		2-0-0				
1-0-0	0-0-0	0-0-	AWAY		0-0-0		0-0-0		1-0-0				
2-0-1	0-0-0	0-0-0	NEUTRAL		0-0-0		0-0-0		2-0-1				
<hr/>													
10-1-3	0-0-0	0-0-0	CONFERENCE		1-1-1		0-0-0		9-0-2				
6-0-1	0-0-0	0-0-0	HOME		1-0-0		0-0-0		5-0-1				
3-0-2	0-0-0	0-0-0	AWAY		0-0-1		0-0-0		3-0-1				
1-1-0	0-0-0	0-0-0	NEUTRAL		0-1-0		0-0-0		1-0-0				
<hr/>													
RPI	S	Opponent	Score	RPI	S	Opponent	Score	RPI	S	Opponent	Score		
						90 A Stephen F. Austin		3	3	136 H LSU		1	2
						90 H Stephen F. Austin		2	0	177 A Tenn.-Martin		2	1
						90 N Stephen F. Austin		0	1	197 H Texas St.		4	3
										211 N Troy St.		4	0
										212 A Northwestern St.		4	3
										212 H Northwestern St.		1	1
										214 A La.-Monroe		4	1
										214 H La.-Monroe		4	0
										214 N La.-Monroe		1	0
										228 N Murray St.		2	2
										240 H Ark.-Little Rock		3	0
										252 A McNeese St.		2	2
										252 H McNeese St.		4	0
										259 N Austin Peay		2	1
										272 H Sam Houston St.		3	0
										273 A Nicholls St.		3	0
										273 H Nicholls St.		4	1
										282 H Mississippi Val.		4	0
<hr/>													
LAST 10 GAMES													
90 N Stephen F. Austin				0	1	90 A Stephen F. Austin				3	3		
214 N La.-Monroe				1	0	252 A McNeese St.				2	2		
273 A Nicholls St.				3	0	272 H Sam Houston St.				3	0		
214 H La.-Monroe				4	0	197 H Texas St.				4	3		
212 H Northwestern St.				1	1	273 H Nicholls St.				4	1		

Non-Div. I Games:

Southeastern La.

Average RPI Win:	188	WON-LOST RECORD	WINNING PCT. RANK	LAST 10 GAMES	STRENGTH OF SCHEDULE	OPP. STRENGTH OF SCHEDULE	TEAM RPI	ADJ RPI	CONF. RPI	ADJ CONF. RPI	
Average RPI Loss:	90										
DIV. I ONLY	11-6-3	.625	64	7-2-1	120	142	91	.52884	93	17	16
DIV. I NON-CONF.	4-5-2	.45455	164	1-1-0	139	124	150	.48558	151	16	16
<hr/>											
TOTALS	RPI 1-25	RPI 26-50		W-L RECORDS	RPI 51-100		RPI 101-150		RPI 150+		
11-6-3	0-2-0	0-1-0		OVERALL	0-0-0		4-1-3		7-2-0		
6-2-1	0-0-0	0-0-0		HOME	0-0-0		2-1-1		4-1-0		
5-2-2	0-1-0	0-0-0		AWAY	0-0-0		2-0-1		3-1-0		
0-2-1	0-1-0	0-1-0		NEUTRAL	0-0-0		0-0-1		0-0-0		
<hr/>											
4-5-2	0-2-0	0-1-0		NON-CONFERENCE	0-0-0		1-0-2		3-2-0		
3-1-1	0-0-0	0-0-0		HOME	0-0-0		1-0-1		2-1-0		
1-2-1	0-1-0	0-0-		AWAY	0-0-0		0-0-1		1-1-0		
0-2-0	0-1-0	0-1-0		NEUTRAL	0-0-0		0-0-0		0-0-0		
<hr/>											
7-1-1	0-0-0	0-0-0		CONFERENCE	0-0-0		3-1-1		4-0-0		
3-1-0	0-0-0	0-0-0		HOME	0-0-0		1-1-0		2-0-0		
4-0-0	0-0-0	0-0-0		AWAY	0-0-0		2-0-0		2-0-0		
0-0-1	0-0-0	0-0-0		NEUTRAL	0-0-0		0-0-1		0-0-0		
<hr/>											
RPI S	Opponent	Score		RPI S	Opponent	Score		RPI S	Opponent	Score	
16 A	Illinois	0	2	33 N	Purdue	0	4				
17 N	Kansas	1	3								
					</						

Non-Div. I Games:

Illinois St.

Average RPI Win:	180	WON-LOST	WINNING	LAST 10	STRENGTH OF	OPP. STRENGTH	TEAM	ADJ	CONF.	ADJ CONF.	
Average RPI Loss:	72	RECORD	PCT. RANK	GAMES	SCHEDULE	OF SCHEDULE	RPI	RPI	RPI	RPI	
DIV. I ONLY	10-6-3	.60526	74	5-3-2	133	115	98	.52851	94	10	10
DIV. I NON-CONF.	5-3-1	.61111	90	1-1-0	145	130	102	.52543	100	10	10
TOTALS	RPI 1-25	RPI 26-50	W-L RECORDS	RPI 51-100	RPI 101-150	RPI 150+					
10-6-3	0-0-0	0-1-0	OVERALL	1-4-2	2-1-1	7-0-0					
4-2-1	0-0-0	0-0-0	HOME	0-2-1	1-0-0	3-0-0					
5-3-2	0-0-0	0-0-0	AWAY	0-2-1	1-1-0	4-0-0					
1-1-1	0-0-0	0-1-0	NEUTRAL	1-0-0	0-0-1	0-0-0					
5-3-1	0-0-0	0-1-0	NON-CONFERENCE	1-1-0	0-1-1	4-0-0					
2-0-0	0-0-0	0-0-0	HOME	0-0-0	0-0-0	2-0-0					
2-2-0	0-0-0	0-0-	AWAY	0-1-0	0-1-0	2-0-0					
1-1-1	0-0-0	0-1-0	NEUTRAL	1-0-0	0-0-1	0-0-0					
5-3-2	0-0-0	0-0-0	CONFERENCE	0-3-2	2-0-0	3-0-0					
2-2-1	0-0-0	0-0-0	HOME	0-2-1	1-0-0	1-0-0					
3-1-1	0-0-0	0-0-0	AWAY	0-1-1	1-0-0	2-0-0					
0-0-0	0-0-0	0-0-0	NEUTRAL	0-0-0	0-0-0	0-0-0					
RPI S	Opponent	Score	RPI S	Opponent	Score	RPI S	Opponent	Score	RPI S	Opponent	Score
			50 N	North Carolina St.	1 3	51 H	Hofstra	0 1	108 A	Charlotte	1 3
						62 A	Navy	2 3	117 H	James Madison	1 0
						66 N	Boston U.	2 1	129 N	East Caro.	1 1
						68 A	William & Mary	1 1	148 A	UNC Wilmington	2 0
						78 A	Va. Commonwealth	1 4	170 A	UMBC	3 0
						81 H	George Mason	1 2	172 H	St. Joseph's	4 0
						81 H	George Mason	0 0	175 A	Towson	2 1
									191 A	Old Dominion	1 0
									231 A	St. Francis (Pa.)	1 0
									256 H	Drexel	1 0
									276 H	Howard	6 0
LAST 10 GAMES											
			81 H	George Mason	1 2	231 A	St. Francis (Pa.)	1 0			
			148 A	UNC Wilmington	2 0	175 A	Towson	2 1			
			78 A	Va. Commonwealth	1 4	62 A	Navy	2 3			
			117 H	James Madison	1 0	191 A	Old Dominion	1 0			
			81 H	George Mason	0 0	68 A	William & Mary	1 1			

Non-Div. I Games:

Delaware

Average RPI Win:	197	WON-LOST RECORD	WINNING PCT. RANK	LAST 10 GAMES	STRENGTH OF SCHEDULE	OPP. STRENGTH OF SCHEDULE	TEAM RPI	ADJ RPI	CONF. RPI	ADJ CONF. RPI		
DIV. I ONLY		10-6-3	.60526	74	6-2-2	105	189	94	.52825	95	13	13
DIV. I NON-CONF.		3-3-0	.5	133	0-0-0	123	220	141	.49372	140	15	15
<hr/>												
TOTALS	RPI 1-25	RPI 26-50		W-L RECORDS		RPI 51-100		RPI 101-150		RPI 150+		
10-6-3	0-0-0	1-3-0		OVERALL		0-1-0		2-2-1		7-0-2		
3-2-2	0-0-0	1-1-0		HOME		0-1-0		1-0-1		1-0-1		
6-3-1	0-0-0	0-1-0		AWAY		0-0-0		0-2-0		6-0-1		
1-1-0	0-0-0	0-1-0		NEUTRAL		0-0-0		1-0-0		0-0-0		
3-3-0	0-0-0	0-1-0		NON-CONFERENCE		0-1-0		0-1-0		3-0-0		
0-2-0	0-0-0	0-1-0		HOME		0-1-0		0-0-0		0-0-0		
3-1-0	0-0-0	0-0-		AWAY		0-0-0		0-1-0		3-0-0		
0-0-0	0-0-0	0-0-0		NEUTRAL		0-0-0		0-0-0		0-0-0		
7-3-3	0-0-0	1-2-0		CONFERENCE		0-0-0		2-1-1		4-0-2		
3-0-2	0-0-0	1-0-0		HOME		0-0-0		1-0-1		1-0-1		
3-2-1	0-0-0	0-1-0		AWAY		0-0-0		0-1-0		3-0-1		
1-1-0	0-0-0	0-1-0		NEUTRAL		0-0-0		1-0-0		0-0-0		
RPI	S	Opponent	Score	RPI	S	Opponent	Score	RPI	S	Opponent	Score	
36	H	UNC Greensboro	1 0	98	H	Samford	1 2	135	H	Appalachian St.	1 1	
43	A	Furman	2 4					141	H	East Tenn. St.	1 0	
43	N	Furman	0 3					141	N	East Tenn. St.	3 1	
46	H	Vanderbilt	1 2					145	A	Col. of Charleston	0 3	
								150	A	Jacksonville St.	0 2	
								183	A	Wofford	0 0	
								188	H	Davidson	0 0	
								200	A	Western Caro.	2 1	
								210	A	Tennessee Tech	5 3	
								219	A	Ga. Southern	2 0	
								239	A	Elon	7 1	
								243	A	Mercer	2 0	
								263	A	Alabama A&M	6 0	
								275	H	Citadel	5 0	
LAST 10 GAMES												
43	N	Furman	0 3	219	A	Ga. Southern	2 0					
141	N	East Tenn. St.	3 1	141	H	East Tenn. St.	1 0					
239	A	Elon	7 1	43	A	Furman	2 4					
135	H	Appalachian St.	1 1	275	H	Citadel	5 0					
36	H	UNC Greensboro	1 0	188	H	Davidson	0 0					

**Non-Div. I Games:**

Chattanooga

Average RPI Win:		138	WON-LOST RECORD		WINNING PCT. RANK		LAST 10 GAMES		STRENGTH OF SCHEDULE		OPP. STRENGTH OF SCHEDULE		TEAM RPI		ADJ RPI		CONF. RPI		ADJ CONF. RPI	
DIV. I ONLY			7-10-3		.425 191		5-3-2		34		100		96		.52735 96		14		14	
DIV. I NON-CONF.			1-8-1		.15 269		1-2-0		14		34		136		.49876 132		13		13	
TOTALS		RPI 1-25		RPI 26-50		W-L RECORDS		RPI 51-100		RPI 101-150		RPI 150+								
7-10-3		1-3-0		0-1-0		OVERALL		2-3-1		0-0-0		4-3-2								
3-4-2		1-0-0		0-0-0		HOME		1-2-0		0-0-0		1-2-2								
4-5-1		0-2-0		0-1-0		AWAY		1-1-0		0-0-0		3-1-0								
0-1-1		0-1-0		0-0-0		NEUTRAL		0-0-1		0-0-0		0-0-0								
1-8-1		1-3-0		0-1-0		NON-CONFERENCE		0-3-0		0-0-0		0-1-1								
1-3-1		1-0-0		0-0-0		HOME		0-2-0		0-0-0		0-1-1								
0-4-0		0-2-0		0-0-		AWAY		0-1-0		0-0-0		0-0-0								
0-1-0		0-1-0		0-0-0		NEUTRAL		0-0-0		0-0-0		0-0-0								
6-2-2		0-0-0		0-0-0		CONFERENCE		2-0-1		0-0-0		4-2-1								
2-1-1		0-0-0		0-0-0		HOME		1-0-0		0-0-0		1-1-1								
4-1-0		0-0-0		0-0-0		AWAY		1-0-0		0-0-0		3-1-0								
0-0-1		0-0-0		0-0-0		NEUTRAL		0-0-1		0-0-0		0-0-0								
RPI	S	Opponent		Score		RPI	S	Opponent		Score		RPI	S	Opponent		Score				
6	N	Notre Dame		1	9	37	A	Central Conn. St.		0	2	59	H	Yale		0	2			
7	H	Connecticut		1	0							65	H	Brown		0	2			
21	A	Boston College		1	2							66	A	Boston U.		1	0			
23	A	Princeton		1	3							71	A	St. John's (N.Y.)		1	4			
												79	H	Maine		2	1			
												79	N	Maine		0	0			
														151 H Binghamton		3	1			
														154 H Long Beach St.		1	3			
														155 H Rhode Island		1	1			
														157 H New Hampshire		2	4			
														166 A Northeastern		0	4			
														170 A UMBC		3	0			
														182 H Vermont		2	2			
														213 A Stony Brook		1	0			
														280 A Albany (N.Y.)		5	0			
LAST 10 GAMES																				
79 N Maine						0	0	166 A Northeastern						0	4					
280 A Albany (N.Y.)						5	0	213 A Stony Brook						1	0					
79 H Maine						2	1	7 H Connecticut						1	0					
66 A Boston U.						1	0	182 H Vermont						2	2					
21 A Boston College						1	2	65 H Brown						0	2					

**Non-Div. I Games:**

Hartford



Average RPI Win: 168		WON-LOST RECORD		WINNING PCT. RANK		LAST 10 GAMES		STRENGTH OF SCHEDULE		OPP. STRENGTH OF SCHEDULE		TEAM RPI		ADJ RPI		CONF. RPI		ADJ CONF. RPI						
DIV. I ONLY		9-8-2		.52632 124		3-5-2		79		105		99		.52629 97		12		12						
DIV. I NON-CONF.		6-3-1		.65 76		0-1-1		60		73		50		.57896 50		12		12						
TOTALS		RPI 1-25		RPI 26-50		W-L RECORDS		RPI 51-100		RPI 101-150		RPI 150+												
9-8-2		0-2-1		1-1-1		OVERALL		0-1-0		2-2-0		6-2-0												
7-1-1		0-0-1		1-0-0		HOME		0-0-0		2-0-0		4-1-0												
0-6-1		0-2-0		0-0-1		AWAY		0-1-0		0-2-0		0-1-0												
2-1-0		0-0-0		0-1-0		NEUTRAL		0-0-0		0-0-0		2-0-0												
6-3-1		0-2-1		1-1-0		NON-CONFERENCE		0-0-0		1-0-0		4-0-0												
4-0-1		0-0-1		1-0-0		HOME		0-0-0		1-0-0		2-0-0												
0-2-0		0-2-0		0-0-		AWAY		0-0-0		0-0-0		0-0-0												
2-1-0		0-0-0		0-1-0		NEUTRAL		0-0-0		0-0-0		2-0-0												
3-5-1		0-0-0		0-0-1		CONFERENCE		0-1-0		1-2-0		2-2-0												
3-1-0		0-0-0		0-0-0		HOME		0-0-0		1-0-0		2-1-0												
0-4-1		0-0-0		0-0-1		AWAY		0-1-0		0-2-0		0-1-0												
0-0-0		0-0-0		0-0-0		NEUTRAL		0-0-0		0-0-0		0-0-0												
RPI	S	Opponent		Score		RPI	S	Opponent		Score		RPI	S	Opponent		Score								
10	H	Santa Clara		2	2	26	H	Clemson		1	0	73	A	UC Santa Barb.		0	3	102	H	UC Irvine	3	1		
14	A	Portland		0	2	30	A	Cal Poly		1	1			103		A	UC Riverside	0	2	131	H	Oregon	5	0
25	A	Pepperdine		0	1	45	N	Washington		0	3			149		A	Utah St.	0	2	154	H	Long Beach St.	1	2
														181		H	Fairleigh Dickinson	2	1	190	N	New Mexico	2	0
														199		N	Akron	2	0	217	H	Cal St. Northridge	1	0
														225		H	Pacific (Cal.)	1	0	242	H	Boise St.	4	1
														247		A	Idaho	0	2					
						LAST 10 GAMES																		
						102	H	UC Irvine		3	1	225	H	Pacific (Cal.)		1	0	30	A	Cal Poly	1	1		
						154	H	Long Beach St.		1	2	10	H	Santa Clara		2	2	103	A	UC Riverside	0	2		
						247	A	Idaho		0	2	25	A	Pepperdine		0	1							
						149	A	Utah St.		0	2													
						217	H	Cal St. Northridge		1	0													

Non-Div. I Games:

Cal St. Fullerton

Average RPI Win: 192		WON-LOST	WINNING	LAST 10	STRENGTH OF		OPP. STRENGTH	TEAM	ADJ	CONF.	ADJ CONF.												
Average RPI Loss: 107		RECORD	PCT. RANK	GAMES	SCHEDULE		OF SCHEDULE	RPI	RPI	RPI	RPI												
DIV. I ONLY		12-4-5	.69048	38	6-2-2		184	174	93	.5258	98	22	22										
DIV. I NON-CONF.		5-3-3	.59091	106	1-1-0		199	127	135	.49505	138	23	23										
-----																							
TOTALS		RPI 1-25		RPI 26-50		W-L RECORDS		RPI 51-100		RPI 101-150		RPI 150+											
12-4-5		0-1-0		0-0-0		OVERALL		2-0-0		2-2-2		8-1-3											
7-1-3		0-0-0		0-0-0		HOME		1-0-0		1-0-2		5-1-1											
4-3-2		0-1-0		0-0-0		AWAY		1-0-0		1-2-0		2-0-1											
1-0-1		0-0-0		0-0-0		NEUTRAL		0-0-0		0-0-0		1-0-1											
5-3-3		0-1-0		0-0-0		NON-CONFERENCE		2-0-0		0-1-0		3-1-3											
2-1-1		0-0-0		0-0-0		HOME		1-0-0		0-0-0		1-1-1											
2-2-1		0-1-0		0-0-		AWAY		1-0-0		0-1-0		1-0-1											
1-0-1		0-0-0		0-0-0		NEUTRAL		0-0-0		0-0-0		1-0-1											
7-1-2		0-0-0		0-0-0		CONFERENCE		0-0-0		2-1-2		5-0-0											
5-0-2		0-0-0		0-0-0		HOME		0-0-0		1-0-2		4-0-0											
2-1-0		0-0-0		0-0-0		AWAY		0-0-0		1-1-0		1-0-0											
0-0-0		0-0-0		0-0-0		NEUTRAL		0-0-0		0-0-0		0-0-0											
RPI	S	Opponent		Score		RPI	S	Opponent		Score		RPI	S	Opponent		Score							
13	A	Auburn		0 1								76	H	Mississippi St.		2 0							
												95	A	Chattanooga		2 1							
														110 A Southeast Mo. St.		1 0							
														110 H Southeast Mo. St.		0 0							
														113 A Middle Tenn.		1 4							
														133 A Eastern Ill.		1 3							
														133 H Eastern Ill.		1 1							
														150 H Jacksonville St.		1 0							
														167 H Southern Miss.		0 1							
														177 H Tenn.-Martin		1 0							
														183 A Wofford		0 0							
														185 N South Ala.		0 0							
														210 H Tennessee Tech		2 1							
														219 N Ga. Southern		1 0							
														228 H Murray St.		4 3							
														238 A Birmingham-So.		1 0							
														243 H Mercer		0 0							
														259 H Austin Peay		4 0							
														267 H Belmont		6 0							
														278 A Morehead St.		3 0							
-----																							
LAST 10 GAMES																							
133 H Eastern Ill.						1 1						278 A Morehead St.						3 0					
110 H Southeast Mo. St.						0 0						210 H Tennessee Tech						2 1					
150 H Jacksonville St.						1 0						259 H Austin Peay						4 0					
238 A Birmingham-So.						1 0						133 A Eastern Ill.						1 3					
113 A Middle Tenn.						1 4						110 A Southeast Mo. St.						1 0					

Non-Div. I Games:

Samford

Average RPI Win:	231	WON-LOST RECORD	WINNING PCT. RANK	LAST 10 GAMES	STRENGTH OF SCHEDULE	OPP. STRENGTH OF SCHEDULE	TEAM RPI	ADJ RPI	CONF. RPI	ADJ CONF. RPI	
DIV. I ONLY	10-5-4	.63158	58	6-3-1	106	258	95	.52549	99	23	23
DIV. I NON-CONF.	2-3-3	.4375	174	0-1-0	109	262	160	.47972	160	25	24
<hr/>											
TOTALS	RPI 1-25	RPI 26-50		W-L RECORDS	RPI 51-100		RPI 101-150		RPI 150+		
10-5-4	0-0-0	0-1-1		OVERALL	0-2-1		0-0-0		10-2-2		
3-2-1	0-0-0	0-1-0		HOME	0-0-0		0-0-0		3-1-1		
5-3-3	0-0-0	0-0-0		AWAY	0-2-1		0-0-0		5-1-0		
2-0-2	0-0-0	0-0-1		NEUTRAL	0-0-0		0-0-0		2-0-1		
<hr/>											
2-3-3	0-0-0	0-0-0		NON-CONFERENCE	0-2-1		0-0-0		2-1-2		
1-0-1	0-0-0	0-0-0		HOME	0-0-0		0-0-0		1-0-1		
0-3-1	0-0-0	0-0-		AWAY	0-2-1		0-0-0		0-1-0		
1-0-1	0-0-0	0-0-0		NEUTRAL	0-0-0		0-0-0		1-0-1		
<hr/>											
8-2-1	0-0-0	0-1-1		CONFERENCE	0-0-0		0-0-0		8-1-0		
2-2-0	0-0-0	0-1-0		HOME	0-0-0		0-0-0		2-1-0		
5-0-0	0-0-0	0-0-0		AWAY	0-0-0		0-0-0		5-0-0		
1-0-1	0-0-0	0-0-1		NEUTRAL	0-0-0		0-0-0		1-0-0		
<hr/>											
RPI S	Opponent	Score	RPI S	Opponent	Score	RPI S	Opponent	Score	RPI S	Opponent	Score
			37 H	Central Conn. St.	0 1	59 A	Yale	2 3	161 H	Monmouth	2 0
			37 N	Central Conn. St.	0 0	65 A	Brown	0 0	166 A	Northeastern	0 3
						79 A	Maine	0 1	181 H	Fairleigh Dickinson	0 2
									204 A	Long Island	2 0
									204 N	Long Island	1 0
									208 N	Rider	0 0
									222 N	Siena	1 0
									223 A	Quinnipiac	1 0
									229 H	Mt. St. Mary's	2 0
									231 A	St. Francis (Pa.)	2 1
									244 H	Lafayette	0 0
									264 A	Wagner	3 0
									277 A	Robert Morris	1 0
									291 H	St. Peter's	4 0
<hr/>											
LAST 10 GAMES											
			37 N	Central Conn. St.	0 0	204 A	Long Island	2 0			
			204 N	Long Island	1 0	37 H	Central Conn. St.	0 1			
			264 A	Wagner	3 0	161 H	Monmouth	2 0			
			223 A	Quinnipiac	1 0	166 A	Northeastern	0 3			
			181 H	Fairleigh Dickinson	0 2	229 H	Mt. St. Mary's	2 0			

Non-Div. I Games:

Sacred Heart

Average RPI Win:	150	WON-LOST RECORD	WINNING PCT. RANK	LAST 10 GAMES	STRENGTH OF SCHEDULE	OPP. STRENGTH OF SCHEDULE	TEAM RPI	ADJ RPI	CONF. RPI	ADJ CONF. RPI		
DIV. I ONLY		11-8-0	.57895	88	6-4-0	130	94	101	.52315	100	6	5
DIV. I NON-CONF.		8-4-0	.66667	66	3-0-0	189	179	109	.51251	115	7	7
<hr/>												
TOTALS	RPI 1-25	RPI 26-50		W-L RECORDS		RPI 51-100		RPI 101-150		RPI 150+		
11-8-0	1-2-0	0-1-0		OVERALL		2-1-0		1-2-0		7-2-0		
5-4-0	0-1-0	0-1-0		HOME		0-1-0		1-0-0		4-1-0		
6-4-0	1-1-0	0-0-0		AWAY		2-0-0		0-2-0		3-1-0		
0-0-0	0-0-0	0-0-0		NEUTRAL		0-0-0		0-0-0		0-0-0		
<hr/>												
8-4-0	0-0-0	0-1-0		NON-CONFERENCE		0-0-0		1-2-0		7-1-0		
5-1-0	0-0-0	0-1-0		HOME		0-0-0		1-0-0		4-0-0		
3-3-0	0-0-0	0-0-		AWAY		0-0-0		0-2-0		3-1-0		
0-0-0	0-0-0	0-0-0		NEUTRAL		0-0-0		0-0-0		0-0-0		
<hr/>												
3-4-0	1-2-0	0-0-0		CONFERENCE		2-1-0		0-0-0		0-1-0		
0-3-0	0-1-0	0-0-0		HOME		0-1-0		0-0-0		0-1-0		
3-1-0	1-1-0	0-0-0		AWAY		2-0-0		0-0-0		0-0-0		
0-0-0	0-0-0	0-0-0		NEUTRAL		0-0-0		0-0-0		0-0-0		
<hr/>												
RPI S	Opponent	Score		RPI S	Opponent	Score		RPI S	Opponent	Score		
10 H	Santa Clara	1	5	48 H	Brigham Young	0	4	53 A	San Diego	1	0	
14 A	Portland	0	4					54 A	Loyola Marymount	4	0	
25 A	Pepperdine	1	0					87 H	St. Mary's (Cal.)	1	3	
<hr/>												
				LAST 10 GAMES								
				10 H Santa Clara		1	5	230 H San Francisco		1	2	
				53 A San Diego		1	0	14 A Portland		0	4	
				25 A Pepperdine		1	0	193 H Montana		3	2	
				54 A Loyola Marymount		4	0	164 H Northern Iowa		1	0	
				87 H St. Mary's (Cal.)		1	3	104 H Wyoming		1	0	

**Non-Div. I Games:**

Gonzaga

Average RPI Win:	127	WON-LOST RECORD	WINNING PCT. RANK	LAST 10 GAMES	STRENGTH OF SCHEDULE	OPP. STRENGTH OF SCHEDULE	TEAM RPI	ADJ RPI	CONF. RPI	ADJ CONF. RPI						
DIV. I ONLY		6-11-2	.36842	220	3-5-2	46	22	103	.52214	101	8	8				
DIV. I NON-CONF.		4-6-0	.4	195	1-0-0	23	11	74	.54987	72	5	5				
<hr/>																
TOTALS	RPI 1-25	RPI 26-50		W-L RECORDS		RPI 51-100		RPI 101-150		RPI 150+						
6-11-2	1-4-0	0-6-0		OVERALL		1-0-1		1-0-1		3-1-0						
4-3-1	0-0-0	0-2-0		HOME		0-0-0		1-0-1		3-1-0						
1-6-1	0-2-0	0-4-0		AWAY		1-0-1		0-0-0		0-0-0						
1-2-0	1-2-0	0-0-0		NEUTRAL		0-0-0		0-0-0		0-0-0						
4-6-0	1-3-0	0-3-0		NON-CONFERENCE		0-0-0		0-0-0		3-0-0						
3-1-0	0-0-0	0-1-0		HOME		0-0-0		0-0-0		3-0-0						
0-3-0	0-1-0	0-0-		AWAY		0-0-0		0-0-0		0-0-0						
1-2-0	1-2-0	0-0-0		NEUTRAL		0-0-0		0-0-0		0-0-0						
2-5-2	0-1-0	0-3-0		CONFERENCE		1-0-1		1-0-1		0-1-0						
1-2-1	0-0-0	0-1-0		HOME		0-0-0		1-0-1		0-1-0						
1-3-1	0-1-0	0-2-0		AWAY		1-0-1		0-0-0		0-0-0						
0-0-0	0-0-0	0-0-0		NEUTRAL		0-0-0		0-0-0		0-0-0						
RPI	S	Opponent	Score		RPI	S	Opponent	Score		RPI	S	Opponent	Score			
1	N	North Carolina	0	4	27	A	Texas	0	2	58	A	Stanford	1	0		
3	A	UCLA	1	2	30	H	Cal Poly	0	1	89	A	California	0	0		
12	N	Duke	1	0	31	A	Wake Forest	1	2							
18	A	Texas A&M	0	2	38	A	Southern California	0	1							
20	N	Maryland	0	3	39	H	Arizona St.	1	2							
					45	A	Washington	0	2							
<hr/>																
LAST 10 GAMES																
					39	H	Arizona St.	1	2			146	H	Oregon St.	1	1
					173	H	Arizona	1	2			131	H	Oregon	2	0
					58	A	Stanford	1	0			38	A	Southern California	0	1
					89	A	California	0	0			3	A	UCLA	1	2
					45	A	Washington	0	2			178	H	Idaho St.	2	0

Non-Div. I Games:

Washington St.

Average RPI Win:		198	WON-LOST RECORD		WINNING PCT. RANK		LAST 10 GAMES		STRENGTH OF SCHEDULE		OPP. STRENGTH OF SCHEDULE		TEAM RPI		ADJ RPI		CONF. RPI		ADJ CONF. RPI	
Average RPI Loss:		75																		
DIV. I ONLY			10-5-5		.625 64		4-3-3		155		139		102		.5212 102		12		12	
DIV. I NON-CONF.			6-2-2		.7 50		0-0-0		222		157		112		.51462 112		12		12	
TOTALS		RPI 1-25		RPI 26-50		W-L RECORDS		RPI 51-100		RPI 101-150		RPI 150+								
10-5-5		0-1-0		0-2-1		OVERALL		0-1-1		1-0-1		9-1-2								
5-2-3		0-0-0		0-2-0		HOME		0-0-1		0-0-1		5-0-1								
2-3-2		0-1-0		0-0-1		AWAY		0-1-0		1-0-0		1-1-1								
3-0-0		0-0-0		0-0-0		NEUTRAL		0-0-0		0-0-0		3-0-0								
6-2-2		0-1-0		0-0-1		NON-CONFERENCE		0-0-0		0-0-0		6-1-1								
3-0-1		0-0-0		0-0-0		HOME		0-0-0		0-0-0		3-0-1								
0-2-1		0-1-0		0-1-		AWAY		0-0-0		0-0-0		0-1-0								
3-0-0		0-0-0		0-0-0		NEUTRAL		0-0-0		0-0-0		3-0-0								
4-3-3		0-0-0		0-2-0		CONFERENCE		0-1-1		1-0-1		3-0-1								
2-2-2		0-0-0		0-2-0		HOME		0-0-1		0-0-1		2-0-0								
2-1-1		0-0-0		0-0-0		AWAY		0-1-0		1-0-0		1-0-1								
0-0-0		0-0-0		0-0-0		NEUTRAL		0-0-0		0-0-0		0-0-0								
RPI	S	Opponent		Score		RPI	S	Opponent		Score		RPI	S	Opponent		Score				
25	A	Pepperdine		0 1		30	H	Cal Poly		1 2		73	H	UC Santa Barb.		1 1				
						30	H	Cal Poly		0 2		97	A	Cal St. Fullerton		1 3				
						38	A	Southern California		0 0										
						</														

Non-Div. I Games:

UC Irvine

Average RPI Win:	163	WON-LOST RECORD	WINNING PCT. RANK	LAST 10 GAMES	STRENGTH OF SCHEDULE	OPP. STRENGTH OF SCHEDULE	TEAM RPI	ADJ RPI	CONF. RPI	ADJ CONF. RPI	
Average RPI Loss:	127										
DIV. I ONLY	11-7-3	.59524	84	5-4-1	112	148	100	.51995	103	12	12
DIV. I NON-CONF.	6-3-2	.63636	83	0-0-0	131	187	93	.52588	99	12	12
<hr/>											
TOTALS	RPI 1-25	RPI 26-50		W-L RECORDS	RPI 51-100		RPI 101-150		RPI 150+		
11-7-3	0-0-0	0-2-0		OVERALL	3-1-0		1-1-2		7-3-1		
6-3-1	0-0-0	0-0-0		HOME	2-0-0		0-1-1		4-2-0		
5-3-2	0-0-0	0-2-0		AWAY	1-0-0		1-0-1		3-1-1		
0-1-0	0-0-0	0-0-0		NEUTRAL	0-1-0		0-0-0		0-0-0		
<hr/>											
6-3-2	0-0-0	0-1-0		NON-CONFERENCE	1-0-0		1-0-1		4-2-1		
3-1-1	0-0-0	0-0-0		HOME	1-0-0		0-0-1		2-1-0		
3-2-1	0-0-0	0-0-		AWAY	0-0-0		1-0-0		2-1-1		
0-0-0	0-0-0	0-0-0		NEUTRAL	0-0-0		0-0-0		0-0-0		
<hr/>											
5-4-1	0-0-0	0-1-0		CONFERENCE	2-1-0		0-1-1		3-1-0		
3-2-0	0-0-0	0-0-0		HOME	1-0-0		0-1-0		2-1-0		
2-1-1	0-0-0	0-1-0		AWAY	1-0-0		0-0-1		1-0-0		
0-1-0	0-0-0	0-0-0		NEUTRAL	0-1-0		0-0-0		0-0-0		
<hr/>											
RPI S	Opponent	Score	RPI S	Opponent	Score	RPI S	Opponent	Score	RPI S	Opponent	Score
			30 A	Cal Poly	0 1	73 A	UC Santa Barb.	2 0	102 H	UC Irvine	0 1
			32 A	Denver	0 1	73 N	UC Santa Barb.	2 3	104 A	Wyoming	2 0
						97 H	Cal St. Fullerton	2 0	111 H	Hawaii	2 2
						100 H	Gonzaga	1 0	149 A	Utah St.	0 0
									154 H	Long Beach St.	1 0
									163 A	Central Mich.	1 0
									165 A	Fresno St.	1 1
									176 H	San Diego St.	2 0
									194 H	Portland St.	3 6
									204 H	Long Island	4 0
									217 H	Cal St. Northridge	2 1
									225 H	Pacific (Cal.)	0 3
									236 A	Northern Ariz.	1 4
									247 A	Idaho	2 0
									254 A	San Jose St.	3 1
<hr/>											
LAST 10 GAMES											
			73 N	UC Santa Barb.	2 3	225 H	Pacific (Cal.)	0 3			
			154 H	Long Beach St.	1 0	217 H	Cal St. Northridge	2 1			
			102 H	UC Irvine	0 1	73 A	UC Santa Barb.	2 0			
			149 A	Utah St.	0 0	30 A	Cal Poly	0 1			
			247 A	Idaho	2 0	97 H	Cal St. Fullerton	2 0			

Non-Div. I Games:

UC Riverside

Average RPI Win:		164	WON-LOST RECORD		WINNING PCT. RANK		LAST 10 GAMES		STRENGTH OF SCHEDULE		OPP. STRENGTH OF SCHEDULE		TEAM RPI		ADJ RPI		CONF. RPI		ADJ CONF. RPI		
DIV. I ONLY		9-9-0		.5	141	6-4-0		76		130		107		.5187		104		9		9	
DIV. I NON-CONF.		5-6-0		.45455	164	2-1-0		47		176		104		.52434		103		9		9	
TOTALS		RPI 1-25		RPI 26-50		W-L RECORDS		RPI 51-100		RPI 101-150		RPI 150+									
9-9-0		0-2-0		1-3-0		OVERALL		0-1-0		3-2-0		5-1-0									
5-3-0		0-1-0		1-1-0		HOME		0-0-0		2-1-0		2-0-0									
4-5-0		0-1-0		0-2-0		AWAY		0-1-0		1-1-0		3-0-0									
0-1-0		0-0-0		0-0-0		NEUTRAL		0-0-0		0-0-0		0-1-0									
5-6-0		0-1-0		1-2-0		NON-CONFERENCE		0-1-0		2-2-0		2-0-0									
2-3-0		0-1-0		1-1-0		HOME		0-0-0		1-1-0		0-0-0									
3-3-0		0-0-0		0-0-		AWAY		0-1-0		1-1-0		2-0-0									
0-0-0		0-0-0		0-0-0		NEUTRAL		0-0-0		0-0-0		0-0-0									
4-3-0		0-1-0		0-1-0		CONFERENCE		0-0-0		1-0-0		3-1-0									
3-0-0		0-0-0		0-0-0		HOME		0-0-0		1-0-0		2-0-0									
1-2-0		0-1-0		0-1-0		AWAY		0-0-0		0-0-0		1-0-0									
0-1-0		0-0-0		0-0-0		NEUTRAL		0-0-0		0-0-0		0-1-0									
RPI	S	Opponent		Score		RPI	S	Opponent		Score		RPI	S	Opponent		Score					
22	H	Colorado		1	2	29	A	Mississippi		1	3	100	A	Gonzaga		0	1				
24	A	Utah		0	2	32	H	Denver		1	0			103 H UC Riverside		0	2				
						35	H	Georgia		0	3			105 H Alabama		2	1				
						48	A	Brigham Young		1	5			121 H UNLV		1	0				
														128 A Drake		1	0				
														142 A Creighton		0	2				
														160 H Air Force		2	0				
														176 H San Diego St.		3	1				
														190 A New Mexico		1	0				
														190 N New Mexico		1	2				
														274 A Eastern Wash.		1	0				
														286 A Jackson St.		9	1				
				LAST 10 GAMES																	
				190	N	New Mexico		1	2	190	A	New Mexico		1	0						
				32	H	Denver		1	0	176	H	San Diego St.		3	1						
				24	A	Utah		0	2	121	H	UNLV		1	0						
				48	A	Brigham Young		1	5	274	A	Eastern Wash.		1	0						
				160	H	Air Force		2	0	100	A	Gonzaga		0	1						

Non-Div. I Games: Northern Colo. 1 0

Wyoming



Average RPI Win:		195	WON-LOST RECORD		WINNING PCT. RANK		LAST 10 GAMES		STRENGTH OF SCHEDULE		OPP. STRENGTH OF SCHEDULE		TEAM RPI		ADJ RPI		CONF. RPI		ADJ CONF. RPI										
DIV. I ONLY			9-8-2		.52632 124		3-5-2		111		82		106		.51824 105		2		2										
DIV. I NON-CONF.			7-3-0		.7 50		1-0-0		194		199		105		.52077 105		4		4										
TOTALS		RPI 1-25		RPI 26-50		W-L RECORDS		RPI 51-100		RPI 101-150		RPI 150+																	
9-8-2		0-2-0		0-1-1		OVERALL		0-3-1		3-2-0		6-0-0																	
6-2-1		0-1-0		0-0-1		HOME		0-1-0		2-0-0		4-0-0																	
3-6-1		0-1-0		0-1-0		AWAY		0-2-1		1-2-0		2-0-0																	
0-0-0		0-0-0		0-0-0		NEUTRAL		0-0-0		0-0-0		0-0-0																	
7-3-0		0-0-0		0-0-0		NON-CONFERENCE		0-1-0		1-2-0		6-0-0																	
4-0-0		0-0-0		0-0-0		HOME		0-0-0		0-0-0		4-0-0																	
3-3-0		0-0-0		0-0-		AWAY		0-1-0		1-2-0		2-0-0																	
0-0-0		0-0-0		0-0-0		NEUTRAL		0-0-0		0-0-0		0-0-0																	
2-5-2		0-2-0		0-1-1		CONFERENCE		0-2-1		2-0-0		0-0-0																	
2-2-1		0-1-0		0-0-1		HOME		0-1-0		2-0-0		0-0-0																	
0-3-1		0-1-0		0-1-0		AWAY		0-1-1		0-0-0		0-0-0																	
0-0-0		0-0-0		0-0-0		NEUTRAL		0-0-0		0-0-0		0-0-0																	
RPI	S	Opponent		Score		RPI	S	Opponent		Score		RPI	S	Opponent		Score													
2	A	Florida		0 5		29	A	Mississippi		1 3		61	H	Kentucky		1 4		104	A	Wyoming		1 2							
13	H	Auburn		1 2		46	H	Vanderbilt		0 0		64	A	UAB		1 2		114	A	Rice		0 1							
																		72	A	South Carolina		0 2		116	H	Arkansas		3 1	
																		76	A	Mississippi St.		1 1		136	H	LSU		3 2	
																								150	A	Jacksonville St.		7 2	
																								185	H	South Ala.		1 0	
																								210	H	Tennessee Tech		4 1	
																								220	H	Arkansas St.		2 0	
																								232	H	La.-Lafayette		2 0	
																								236	A	Northern Ariz.		1 0	
																								272	A	Sam Houston St.		5 1	
						LAST 10 GAMES																							
						13 H Auburn						1 2		46 H Vanderbilt						0 0									
						116 H Arkansas						3 1		61 H Kentucky						1 4									
						136 H LSU						3 2		2 A Florida						0 5									
						76 A Mississippi St.						1 1		72 A South Carolina						0 2									
						29 A Mississippi						1 3		185 H South Ala.						1 0									

Non-Div. I Games:

Alabama

Average RPI Win: 190		WON-LOST	WINNING	LAST 10	STRENGTH OF		OPP. STRENGTH	TEAM	ADJ	CONF.	ADJ CONF.
Average RPI Loss: 108		RECORD	PCT. RANK	GAMES	SCHEDULE		OF SCHEDULE	RPI	RPI	RPI	RPI
DIV. I ONLY		9-7-1	.55882	105	7-1-1		100	179	104	.51694	106
DIV. I NON-CONF.		1-5-0	.16667	265	0-0-0		63	142	215	.44197	216
TOTALS		RPI 1-25	RPI 26-50		W-L RECORDS		RPI 51-100		RPI 101-150		RPI 150+
9-7-1	0-1-0	1-2-0		OVERALL		1-0-0		0-2-0		7-2-1	
5-2-0	0-0-0	0-0-0		HOME		1-0-0		0-1-0		4-1-0	
3-5-1	0-1-0	1-2-0		AWAY		0-0-0		0-1-0		2-1-0	
1-0-1	0-0-0	0-0-0		NEUTRAL		0-0-0		0-0-0		1-0-1	
1-5-0	0-1-0	0-1-0		NON-CONFERENCE		0-0-0		0-2-0		1-1-0	
0-2-0	0-0-0	0-0-0		HOME		0-0-0		0-1-0		0-1-0	
0-3-0	0-1-0	0-0-		AWAY		0-0-0		0-1-0		0-0-0	
1-0-0	0-0-0	0-0-0		NEUTRAL		0-0-0		0-0-0		1-0-0	
8-2-1	0-0-0	1-1-0		CONFERENCE		1-0-0		0-0-0		6-1-1	
5-0-0	0-0-0	0-0-0		HOME		1-0-0		0-0-0		4-0-0	
3-2-0	0-0-0	1-1-0		AWAY		0-0-0		0-0-0		2-1-0	
0-0-1	0-0-0	0-0-0		NEUTRAL		0-0-0		0-0-0		0-0-1	
RPI S	Opponent	Score		RPI S	Opponent	Score		RPI S	Opponent	Score	
12 A	Duke	0 6		41 A	UCF	0 2		88 H	Georgia St.	1 0	
				44 A	Fla. Atlantic	1 0					
				50 A	North Carolina St.	0 4					
LAST 10 GAMES											
	156 N	Stetson	0 0	88 H	Georgia St.	1 0					
	174 A	Gardner-Webb	1 2	269 H	Lipscomb	4 0					
	156 H	Stetson	1 0	267 H	Belmont	6 0					
	202 H	Jacksonville	3 1	211 A	Troy St.	2 1					
	243 A	Mercer	4 0	44 A	Fla. Atlantic	1 0					

Non-Div. I Games: Lee 4 1 Longwood 2 0

Campbell

Average RPI Win:	173	WON-LOST	WINNING	LAST 10	STRENGTH OF	OPP. STRENGTH	TEAM	ADJ	CONF.	ADJ CONF.		
Average RPI Loss:	42	RECORD	PCT. RANK	GAMES	SCHEDULE	OF SCHEDULE	RPI	RPI	RPI	RPI		
DIV. I ONLY		9-8-1	.52778	120	3-6-1	134	57	109	.51683	107	5	6
DIV. I NON-CONF.		6-2-0	.75	35	1-2-0	210	112	87	.53696	88	6	6
<hr/>												
TOTALS	RPI 1-25	RPI 26-50		W-L RECORDS		RPI 51-100		RPI 101-150		RPI 150+		
9-8-1	0-4-0	0-2-0		OVERALL		1-1-0		3-1-1		5-0-0		
3-4-1	0-2-0	0-1-0		HOME		0-0-0		1-1-1		2-0-0		
6-4-0	0-2-0	0-1-0		AWAY		1-1-0		2-0-0		3-0-0		
0-0-0	0-0-0	0-0-0		NEUTRAL		0-0-0		0-0-0		0-0-0		
6-2-0	0-1-0	0-1-0		NON-CONFERENCE		0-0-0		2-0-0		4-0-0		
2-1-0	0-1-0	0-0-0		HOME		0-0-0		0-0-0		2-0-0		
4-1-0	0-0-0	0-0-		AWAY		0-0-0		2-0-0		2-0-0		
0-0-0	0-0-0	0-0-0		NEUTRAL		0-0-0		0-0-0		0-0-0		
3-6-1	0-3-0	0-1-0		CONFERENCE		1-1-0		1-1-1		1-0-0		
1-3-1	0-1-0	0-1-0		HOME		0-0-0		1-1-1		0-0-0		
2-3-0	0-2-0	0-0-0		AWAY		1-1-0		0-0-0		1-0-0		
0-0-0	0-0-0	0-0-0		NEUTRAL		0-0-0		0-0-0		0-0-0		
RPI	S	Opponent	Score	RPI	S	Opponent	Score	RPI	S	Opponent	Score	
7	A	Connecticut	0 6	34	A	Dartmouth	2 3	60	A	Miami (Fla.)	1 2	
15	A	Villanova	2 3	42	H	Rutgers	0 1	71	A	St. John's (N.Y.)	2 0	
21	H	Boston College	0 2					120	A	Cornell	3 0	
23	H	Princeton	1 3					130	H	Providence	1 1	
								132	H	Georgetown	0 2	
								139	A	Colgate	2 1	
								144	H	Virginia Tech	2 1	
								151	H	Binghamton	7 1	
								171	A	Seton Hall	2 0	
								235	A	Massachusetts	1 0	
								249	A	La Salle	2 0	
								280	H	Albany (N.Y.)	4 0	
<hr/>												
LAST 10 GAMES												
23	H	Princeton	1 3	130	H	Providence	1 1					
7	A	Connecticut	0 6	21	H	Boston College	0 2					
139	A	Colgate	2 1	71	A	St. John's (N.Y.)	2 0					
60	A	Miami (Fla.)	1 2	42	H	Rutgers	0 1					
34	A	Dartmouth	2 3	171	A	Seton Hall	2 0					

Non-Div. I Games:

Syracuse

Average RPI Win:		134	WON-LOST RECORD		WINNING PCT. RANK		LAST 10 GAMES		STRENGTH OF SCHEDULE		OPP. STRENGTH OF SCHEDULE		TEAM RPI		ADJ RPI		CONF. RPI		ADJ CONF. RPI				
DIV. I ONLY			7-11-2		.4 205		6-3-1		38		112		108		.51663 108		11		11				
DIV. I NON-CONF.			2-7-0		.22222 251		1-2-0		33		81		157		.48095 158		11		11				
TOTALS		RPI 1-25		RPI 26-50		W-L RECORDS		RPI 51-100		RPI 101-150		RPI 150+											
7-11-2		0-1-0		0-3-0		OVERALL		3-3-1		1-3-0		3-1-1											
5-7-1		0-0-0		0-2-0		HOME		3-2-1		0-2-0		2-1-0											
2-3-1		0-1-0		0-0-0		AWAY		0-1-0		1-1-0		1-0-1											
0-1-0		0-0-0		0-1-0		NEUTRAL		0-0-0		0-0-0		0-0-0											
2-7-0		0-1-0		0-3-0		NON-CONFERENCE		1-1-0		0-1-0		1-1-0											
2-5-0		0-0-0		0-2-0		HOME		1-1-0		0-1-0		1-1-0											
0-1-0		0-1-0		0-0-		AWAY		0-0-0		0-0-0		0-0-0											
0-1-0		0-0-0		0-1-0		NEUTRAL		0-0-0		0-0-0		0-0-0											
5-4-2		0-0-0		0-0-0		CONFERENCE		2-2-1		1-2-0		2-0-1											
3-2-1		0-0-0		0-0-0		HOME		2-1-1		0-1-0		1-0-0											
2-2-1		0-0-0		0-0-0		AWAY		0-1-0		1-1-0		1-0-1											
0-0-0		0-0-0		0-0-0		NEUTRAL		0-0-0		0-0-0		0-0-0											
RPI	S	Opponent		Score		RPI	S	Opponent		Score		RPI	S	Opponent		Score							
8	A	Tennessee		0 3		31	H	Wake Forest		1 4		64	H	UAB		1 2		118	A	Tulane		0 1	
						32	N	Denver		3 4		64	H	UAB		1 1		126	H	South Fla.		1 3	
						43	H	Furman		1 2		67	H	St. Louis		2 1		129	A	East Caro.		1 0	
												73	H	UC Santa Barb.		0 4		148	H	UNC Wilmington		0 1	
												75	H	DePaul		3 1		165	H	Fresno St.		1 3	
												85	A	Marquette		2 3		167	A	Southern Miss.		1 1	
												94	H	Delaware		3 1		186	A	Cincinnati		1 0	
																		188	H	Davidson		2 0	
																		198	H	Louisville		5 0	
LAST 10 GAMES																							
						64	H	UAB		1 1		85	A	Marquette		2 3							
						129	A	East Caro.		1 0		67	H	St. Louis		2 1							
						198	H	Louisville		5 0		75	H	DePaul		3 1							
						186	A	Cincinnati		1 0		31	H	Wake Forest		1 4							
						188	H	Davidson		2 0		43	H	Furman		1 2							

Non-Div. I Games:

Charlotte

Average RPI Win:	233	WON-LOST RECORD	WINNING PCT. RANK	LAST 10 GAMES	STRENGTH OF SCHEDULE	OPP. STRENGTH OF SCHEDULE	TEAM RPI	ADJ RPI	CONF. RPI	ADJ CONF. RPI					
DIV. I ONLY		11-6-2	.63158	58	6-2-2	197	125	111	.51602	109	15	15			
DIV. I NON-CONF.		5-4-0	.55556	116	0-0-0	224	115	159	.48201	157	14	14			
<hr/>															
TOTALS	RPI 1-25	RPI 26-50		W-L RECORDS		RPI 51-100		RPI 101-150		RPI 150+					
11-6-2	0-1-0	0-4-0		OVERALL		0-1-1		0-0-1		11-0-0					
6-3-2	0-0-0	0-3-0		HOME		0-0-1		0-0-1		6-0-0					
5-3-0	0-1-0	0-1-0		AWAY		0-1-0		0-0-0		5-0-0					
0-0-0	0-0-0	0-0-0		NEUTRAL		0-0-0		0-0-0		0-0-0					
5-4-0	0-1-0	0-2-0		NON-CONFERENCE		0-1-0		0-0-0		5-0-0					
4-1-0	0-0-0	0-1-0		HOME		0-0-0		0-0-0		4-0-0					
1-3-0	0-1-0	0-0-		AWAY		0-1-0		0-0-0		1-0-0					
0-0-0	0-0-0	0-0-0		NEUTRAL		0-0-0		0-0-0		0-0-0					
6-2-2	0-0-0	0-2-0		CONFERENCE		0-0-1		0-0-1		6-0-0					
2-2-2	0-0-0	0-2-0		HOME		0-0-1		0-0-1		2-0-0					
4-0-0	0-0-0	0-0-0		AWAY		0-0-0		0-0-0		4-0-0					
0-0-0	0-0-0	0-0-0		NEUTRAL		0-0-0		0-0-0		0-0-0					
RPI	S	Opponent	Score	RPI	S	Opponent	Score	RPI	S	Opponent	Score				
6	A	Notre Dame	0 5	32	H	Denver	0 1	61	A	Kentucky	1 4	113	H	Middle Tenn.	1 1
				32	H	Denver	0 3	77	H	North Texas	1 1	185	A	South Ala.	2 1
				40	H	Oklahoma St.	0 4					185	H	South Ala.	3 2
				46	A	Vanderbilt	1 3					215	H	High Point	3 2
												220	A	Arkansas St.	4 0
												228	H	Murray St.	4 1
												232	A	La.-Lafayette	4 1
												240	A	Ark.-Little Rock	2 0
												251	H	Florida Int'l	1 0
												259	H	Austin Peay	5 0
												269	H	Lipscomb	3 0
												278	A	Morehead St.	4 0
<hr/>															
LAST 10 GAMES															
32 H Denver 0 1				32 H Denver 0 3				185 H South Ala. 3 2				77 H North Texas 1 1			
185 H South Ala. 2 1				240 A Ark.-Little Rock 2 0				220 A Arkansas St. 4 0				251 H Florida Int'l 1 0			
232 A La.-Lafayette 4 1															
113 H Middle Tenn. 1 1															

**Non-Div. I Games:**

Western Ky.

Average RPI Win:	209	WON-LOST RECORD	WINNING PCT. RANK	LAST 10 GAMES	STRENGTH OF SCHEDULE	OPP. STRENGTH OF SCHEDULE	TEAM RPI	ADJ RPI	CONF. RPI	ADJ CONF. RPI					
DIV. I ONLY		10-5-5	.625	64	5-3-2	157	182	105	.51586	110	22	22			
DIV. I NON-CONF.		5-2-3	.65	76	1-0-0	163	123	99	.52743	98	23	23			
<hr/>															
TOTALS	RPI 1-25	RPI 26-50		W-L RECORDS		RPI 51-100		RPI 101-150		RPI 150+					
10-5-5	0-1-0	0-1-0		OVERALL		0-1-2		1-1-1		9-1-2					
4-2-1	0-0-0	0-0-0		HOME		0-1-0		1-1-1		3-0-0					
5-3-4	0-1-0	0-1-0		AWAY		0-0-1		0-0-0		5-1-2					
1-0-1	0-0-0	0-0-0		NEUTRAL		0-0-1		0-0-0		1-0-0					
<hr/>															
5-2-3	0-1-0	0-1-0		NON-CONFERENCE		0-0-1		1-0-0		4-0-2					
2-0-0	0-0-0	0-0-0		HOME		0-0-0		1-0-0		1-0-0					
2-2-2	0-1-0	0-0-		AWAY		0-0-0		0-0-0		2-0-2					
1-0-1	0-0-0	0-0-0		NEUTRAL		0-0-1		0-0-0		1-0-0					
<hr/>															
5-3-2	0-0-0	0-0-0		CONFERENCE		0-1-1		0-1-1		5-1-0					
2-2-1	0-0-0	0-0-0		HOME		0-1-0		0-1-1		2-0-0					
3-1-1	0-0-0	0-0-0		AWAY		0-0-1		0-0-0		3-1-0					
0-0-0	0-0-0	0-0-0		NEUTRAL		0-0-0		0-0-0		0-0-0					
<hr/>															
RPI S	Opponent	Score		RPI S	Opponent	Score		RPI S	Opponent	Score		RPI S	Opponent	Score	
13 A	Auburn	0	2	29 A	Mississippi	0	5	63 N	Oakland	0	0	122 H	Southwest Mo. St.	2	1
								98 A	Samford	0	0	133 H	Eastern Ill.	0	3
								98 H	Samford	0	1	150 H	Jacksonville St.	0	0
												169 N	Ohio	2	1
												177 A	Tenn.-Martin	2	0
												177 A	Tenn.-Martin	2	1
												196 A	Indiana St.	0	0
												198 A	Louisville	3	1
												201 A	Memphis	1	1
												210 H	Tennessee Tech	2	1
												223 A	Evansville	1	0
												228 A	Murray St.	0	1
												259 H	Austin Peay	5	0
												278 A	Morehead St.	1	0
												279 H	IUPUI	4	1
<hr/>															
				LAST 10 GAMES											
				98 A Samford 0 0				177 A Tenn.-Martin 2 1							
				177 A Tenn.-Martin 2 0				150 H Jacksonville St. 0 0							
				210 H Tennessee Tech 2 1				98 H Samford 0 1							
				133 H Eastern Ill. 0 3				278 A Morehead St. 1 0							
				228 A Murray St. 0 1				198 A Louisville 3 1							

Non-Div. I Games:

Southeast Mo. St.

Average RPI Win:		203	WON-LOST RECORD		WINNING PCT. RANK		LAST 10 GAMES		STRENGTH OF SCHEDULE		OPP. STRENGTH OF SCHEDULE		TEAM RPI		ADJ RPI		CONF. RPI		ADJ CONF. RPI	
DIV. I ONLY			13-5-2		.7 35		6-3-1		229		235		112		.51431 111		21		21	
DIV. I NON-CONF.			6-3-2		.63636 83		1-1-1		204		248		140		.49525 137		17		19	
TOTALS		RPI 1-25		RPI 26-50		W-L RECORDS		RPI 51-100		RPI 101-150		RPI 150+								
13-5-2		0-0-0		0-1-1		OVERALL		0-1-0		1-3-1		11-0-0								
5-3-1		0-0-0		0-1-1		HOME		0-1-0		0-1-0		4-0-0								
7-1-1		0-0-0		0-0-0		AWAY		0-0-0		1-1-1		6-0-0								
1-1-0		0-0-0		0-0-0		NEUTRAL		0-0-0		0-1-0		1-0-0								
6-3-2		0-0-0		0-1-1		NON-CONFERENCE		0-0-0		0-2-1		5-0-0								
1-2-1		0-0-0		0-1-1		HOME		0-0-0		0-1-0		1-0-0								
3-1-1		0-0-0		0-0-		AWAY		0-0-0		0-1-1		3-0-0								
1-0-0		0-0-0		0-0-0		NEUTRAL		0-0-0		0-0-0		1-0-0								
7-2-0		0-0-0		0-0-0		CONFERENCE		0-1-0		1-1-0		6-0-0								
3-1-0		0-0-0		0-0-0		HOME		0-1-0		0-0-0		3-0-0								
4-0-0		0-0-0		0-0-0		AWAY		0-0-0		1-0-0		3-0-0								
0-1-0		0-0-0		0-0-0		NEUTRAL		0-0-0		0-1-0		0-0-0								
RPI	S	Opponent		Score		RPI	S	Opponent		Score		RPI	S	Opponent		Score				
39	H	Arizona St.		0	4	57	H	Southern Methodist		3	4	103	A	UC Riverside		2	2			
48	H	Brigham Young		2	2							114	A	Rice		2	0			
												114	N	Rice		1	4			
												120	H	Cornell		0	2			
												147	A	Oral Roberts		0	1			
												154	A	Long Beach St.		1	0			
												165	H	Fresno St.		3	0			
												168	H	UTEP		3	0			
												178	A	Idaho St.		2	0			
												179	N	Bowling Green		4	0			
												217	A	Cal St. Northridge		2	0			
												221	A	Tulsa		3	0			
												242	A	Boise St.		1	0			
												254	H	San Jose St.		5	0			
												266	A	Nevada		4	1			
												278	H	Morehead St.		8	0			
LAST 10 GAMES																				
114	N	Rice		1	4	242	A	Boise St.		1	0									
48	H	Brigham Young		2	2	266	A	Nevada		4	1									
254	H	San Jose St.		5	0	168	H	UTEP		3	0									
165	H	Fresno St.		3	0	57	H	Southern Methodist		3	4									
178	A	Idaho St.		2	0	147	A	Oral Roberts		0	1									

**Non-Div. I Games:**            **Utah Valley**

5 2

Hawaii

Average RPI Win: 128		WON-LOST	WINNING	LAST 10	STRENGTH OF	OPP. STRENGTH	TEAM	ADJ	CONF.	ADJ CONF.																			
Average RPI Loss: 56		RECORD	PCT. RANK	GAMES	SCHEDULE	OF SCHEDULE	RPI	RPI	RPI	RPI																			
DIV. I ONLY		6-10-2	.38889	213	2-7-1	52	67	113	.51296	112	4	4																	
DIV. I NON-CONF.		4-3-1	.5625	111	1-2-0	62	181	79	.54094	80	3	3																	
<hr/>																													
TOTALS		RPI 1-25		RPI 26-50		W-L RECORDS		RPI 51-100		RPI 101-150		RPI 150+																	
6-10-2		0-4-0		1-3-0		OVERALL		2-1-0		1-1-2		2-1-0																	
4-3-2		0-1-0		0-1-0		HOME		2-1-0		0-0-2		2-0-0																	
1-6-0		0-3-0		0-2-0		AWAY		0-0-0		1-1-0		0-0-0																	
1-1-0		0-0-0		1-0-0		NEUTRAL		0-0-0		0-0-0		0-1-0																	
4-3-1		0-1-0		1-0-0		NON-CONFERENCE		0-0-0		1-1-1		2-1-0																	
2-0-1		0-0-0		0-0-0		HOME		0-0-0		0-0-1		2-0-0																	
1-2-0		0-1-0		0-0-		AWAY		0-0-0		1-1-0		0-0-0																	
1-1-0		0-0-0		1-0-0		NEUTRAL		0-0-0		0-0-0		0-1-0																	
2-7-1		0-3-0		0-3-0		CONFERENCE		2-1-0		0-0-1		0-0-0																	
2-3-1		0-1-0		0-1-0		HOME		2-1-0		0-0-1		0-0-0																	
0-4-0		0-2-0		0-2-0		AWAY		0-0-0		0-0-0		0-0-0																	
0-0-0		0-0-0		0-0-0		NEUTRAL		0-0-0		0-0-0		0-0-0																	
RPI	S	Opponent		Score	RPI	S	Opponent		Score	RPI	S	Opponent		Score															
5	A	Penn St.		1 8	33	H	Purdue		0 2	74	H	Wisconsin		3 4															
16	H	Illinois		1 3	44	N	Fla. Atlantic		1 0	82	H	Northwestern		2 1															
19	A	Michigan		0 1	47	A	Ohio St.		0 1	91	H	Indiana		2 1															
22	A	Colorado		0 6	49	A	Michigan St.		2 4																				
LAST 10 GAMES																													
122	A	Iowa St.		2 1	22	A	Colorado		0 6																				
128	A	Drake		1 4	137	H	Iowa		2 2																				
74	H	Wisconsin		3 4	82	H	Northwestern		2 1																				
47	A	Ohio St.		0 1	16	H	Illinois		1 3																				
5	A	Penn St.		1 8	19	A	Michigan		0 1																				

Non-Div. I Games:

Minnesota



Average RPI Win: 211		WON-LOST	WINNING	LAST 10	STRENGTH OF		OPP. STRENGTH	TEAM	ADJ	CONF.	ADJ CONF.
Average RPI Loss: 89		RECORD	PCT. RANK	GAMES	SCHEDULE		OF SCHEDULE	RPI	RPI	RPI	RPI
DIV. I ONLY		12-7-2	.61905	68	6-2-2		186	144	114	.51213	113
DIV. I NON-CONF.		6-5-0	.54545	123	1-0-0		185	158	147	.489	148
TOTALS		RPI 1-25	RPI 26-50		W-L RECORDS		RPI 51-100		RPI 101-150		RPI 150+
12-7-2	0-0-0	0-2-0		OVERALL		2-2-0		0-2-1		10-1-1	
6-2-0	0-0-0	0-1-0		HOME		2-0-0		0-1-0		4-0-0	
5-4-2	0-0-0	0-1-0		AWAY		0-1-0		0-1-1		5-1-1	
1-1-0	0-0-0	0-0-0		NEUTRAL		0-1-0		0-0-0		1-0-0	
6-5-0	0-0-0	0-1-0		NON-CONFERENCE		1-1-0		0-2-0		5-1-0	
4-1-0	0-0-0	0-0-0		HOME		1-0-0		0-1-0		3-0-0	
2-4-0	0-0-0	0-0-		AWAY		0-1-0		0-1-0		2-1-0	
0-0-0	0-0-0	0-0-0		NEUTRAL		0-0-0		0-0-0		0-0-0	
6-2-2	0-0-0	0-1-0		CONFERENCE		1-1-0		0-0-1		5-0-1	
2-1-0	0-0-0	0-1-0		HOME		1-0-0		0-0-0		1-0-0	
3-0-2	0-0-0	0-0-0		AWAY		0-0-0		0-0-1		3-0-1	
1-1-0	0-0-0	0-0-0		NEUTRAL		0-1-0		0-0-0		1-0-0	
RPI S	Opponent	Score	RPI S	Opponent	Score	RPI S	Opponent	Score	RPI S	Opponent	Score
			29 A	Mississippi	0 3	76 A	Mississippi St.	0 1	109 A	Western Ky.	1 1
			32 H	Denver	2 4	77 H	North Texas	4 3	118 A	Tulane	1 5
						77 N	North Texas	0 4	122 H	Southwest Mo. St.	1 2
						98 H	Samford	4 1	167 A	Southern Miss.	0 2
									185 A	South Ala.	1 1
									200 A	Western Caro.	2 0
									214 H	La.-Monroe	5 0
									220 A	Arkansas St.	4 0
									232 A	La.-Lafayette	4 0
									238 H	Birmingham-So.	6 1
									240 A	Ark.-Little Rock	1 0
									240 N	Ark.-Little Rock	3 0
									251 H	Florida Int'l	2 0
									259 A	Austin Peay	4 0
									267 H	Belmont	1 0
LAST 10 GAMES											
			77 N	North Texas	0 4	109 A	Western Ky.	1 1			
			240 N	Ark.-Little Rock	3 0	77 H	North Texas	4 3			
			232 A	La.-Lafayette	4 0	32 H	Denver	2 4			
			185 A	South Ala.	1 1	220 A	Arkansas St.	4 0			
			98 H	Samford	4 1	240 A	Ark.-Little Rock	1 0			

Non-Div. I Games:

Middle Tenn.

Average RPI Win:	192	WON-LOST RECORD	WINNING PCT. RANK	LAST 10 GAMES	STRENGTH OF SCHEDULE	OPP. STRENGTH OF SCHEDULE	TEAM RPI	ADJ RPI	CONF. RPI	ADJ CONF. RPI		
DIV. I ONLY		11-8-1	.575	92	8-2-0	129	149	110	.51153	114	21	21
DIV. I NON-CONF.		3-5-1	.38889	198	0-0-0	150	104	177	.46553	179	17	19
<hr/>												
TOTALS	RPI 1-25	RPI 26-50		W-L RECORDS		RPI 51-100		RPI 101-150		RPI 150+		
11-8-1	0-1-0	0-1-0		OVERALL		0-3-0		2-2-0		9-1-1		
6-1-1	0-0-0	0-0-0		HOME		0-0-0		1-1-0		5-0-1		
3-5-0	0-1-0	0-0-0		AWAY		0-3-0		0-1-0		3-0-0		
2-2-0	0-0-0	0-1-0		NEUTRAL		0-0-0		1-0-0		1-1-0		
<hr/>												
3-5-1	0-1-0	0-1-0		NON-CONFERENCE		0-1-0		1-1-0		2-1-1		
3-0-1	0-0-0	0-0-0		HOME		0-0-0		1-0-0		2-0-1		
0-3-0	0-1-0	0-0-		AWAY		0-1-0		0-1-0		0-0-0		
0-2-0	0-0-0	0-1-0		NEUTRAL		0-0-0		0-0-0		0-1-0		
<hr/>												
8-3-0	0-0-0	0-0-0		CONFERENCE		0-2-0		1-1-0		7-0-0		
3-1-0	0-0-0	0-0-0		HOME		0-0-0		0-1-0		3-0-0		
3-2-0	0-0-0	0-0-0		AWAY		0-2-0		0-0-0		3-0-0		
2-0-0	0-0-0	0-0-0		NEUTRAL		0-0-0		1-0-0		1-0-0		
<hr/>												
RPI S	Opponent	Score		RPI S	Opponent	Score		RPI S	Opponent	Score		
13 A	Auburn	0	2	35 N	Georgia	0	1	57 A	Southern Methodist	0	1	
								57 A	Southern Methodist	1	2	
								77 A	North Texas	0	1	
								105 H	Alabama	1	0	
								111 H	Hawaii	0	2	
								111 N	Hawaii	4	1	
								131 A	Oregon	0	1	
								165 A	Fresno St.	4	1	
								165 N	Fresno St.	3	0	
								168 A	UTEP	1	0	
								197 H	Texas St.	1	1	
								203 H	Houston	1	0	
								212 H	Northwestern St.	5	1	
								221 H	Tulsa	1	0	
								230 N	San Francisco	0	1	
								242 H	Boise St.	2	1	
								254 A	San Jose St.	2	0	
								266 H	Nevada	3	1	
<hr/>												
LAST 10 GAMES												
				57 A	Southern Methodist	1	2	242 H	Boise St.	2	1	
				111 N	Hawaii	4	1	266 H	Nevada	3	1	
				165 N	Fresno St.	3	0	168 A	UTEP	1	0	
				165 A	Fresno St.	4	1	57 A	Southern Methodist	0	1	
				254 A	San Jose St.	2	0	221 H	Tulsa	1	0	

Non-Div. I Games:

Rice

Average RPI Win:		229	WON-LOST RECORD		WINNING PCT. RANK		LAST 10 GAMES		STRENGTH OF SCHEDULE		OPP. STRENGTH OF SCHEDULE		TEAM RPI		ADJ RPI		CONF. RPI		ADJ CONF. RPI	
DIV. I ONLY			12-9-1		.56818 101		7-3-0		121		210		117		.51062 115		29		29	
DIV. I NON-CONF.			2-9-0		.18182 263		0-3-0		37		44		166		.47579 163		30		30	
TOTALS		RPI 1-25		RPI 26-50		W-L RECORDS		RPI 51-100		RPI 101-150		RPI 150+								
12-9-1		0-3-0		1-1-0		OVERALL		0-3-0		0-2-0		11-0-1								
4-0-1		0-0-0		0-0-0		HOME		0-0-0		0-0-0		4-0-1								
6-7-0		0-3-0		1-1-0		AWAY		0-1-0		0-2-0		5-0-0								
2-2-0		0-0-0		0-0-0		NEUTRAL		0-2-0		0-0-0		2-0-0								
2-9-0		0-3-0		1-1-0		NON-CONFERENCE		0-3-0		0-2-0		1-0-0								
0-0-0		0-0-0		0-0-0		HOME		0-0-0		0-0-0		0-0-0								
1-7-0		0-3-0		1-0-		AWAY		0-1-0		0-2-0		0-0-0								
1-2-0		0-0-0		0-0-0		NEUTRAL		0-2-0		0-0-0		1-0-0								
10-0-1		0-0-0		0-0-0		CONFERENCE		0-0-0		0-0-0		10-0-1								
4-0-1		0-0-0		0-0-0		HOME		0-0-0		0-0-0		4-0-1								
5-0-0		0-0-0		0-0-0		AWAY		0-0-0		0-0-0		5-0-0								
1-0-0		0-0-0		0-0-0		NEUTRAL		0-0-0		0-0-0		1-0-0								
RPI	S	Opponent		Score		RPI	S	Opponent		Score		RPI	S	Opponent		Score				
9	A	West Virginia		2	4	42	A	Rutgers		1	0	60	N	Miami (Fla.)		0	2			
15	A	Villanova		0	3	44	A	Fla. Atlantic		1	2	68	N	William & Mary		1	2			
20	A	Maryland		0	1							69	A	Pennsylvania		2	3			
														208 A Rider		4	2			
														208 H Rider		1	0			
														218 A Fairfield		2	1			
														222 H Siena		2	0			
														233 A Niagara		2	1			
														233 N Niagara		2	0			
														252 N McNeese St.		5	0			
														261 H Marist		0	0			
														270 H Manhattan		1	0			
														283 A Iona		2	1			
														287 A Canisius		1	0			
														291 H St. Peter's		4	0			
LAST 10 GAMES																				
9	A	West Virginia		2	4	15	A	Villanova		0	3									
233	N	Niagara		2	0	208	H	Rider		1	0									
208	A	Rider		4	2	291	H	St. Peter's		4	0									
233	A	Niagara		2	1	270	H	Manhattan		1	0									
287	A	Canisius		1	0	69	A	Pennsylvania		2	3									

**Non-Div. I Games:**

Loyola (Md.)

[illegible]

**Non-Div. I Games:**

Arkansas



Average RPI Win: 153		WON-LOST	WINNING	LAST 10	STRENGTH OF		OPP. STRENGTH	TEAM	ADJ	CONF.	ADJ CONF.
Average RPI Loss: 120		RECORD	PCT. RANK	GAMES	SCHEDULE		OF SCHEDULE	RPI	RPI	RPI	RPI
DIV. I ONLY		10-7-2	.57895	88	4-4-1		167	114	115	.50918	118
DIV. I NON-CONF.		4-2-1	.64286	80	1-0-0		248	138	145	.48973	145
TOTALS		RPI 1-25	RPI 26-50		W-L RECORDS		RPI 51-100		RPI 101-150		RPI 150+
10-7-2	0-0-0	0-1-0		OVERALL		2-3-1		4-0-1		4-3-0	
8-0-1	0-0-0	0-0-0		HOME		1-0-0		4-0-1		3-0-0	
2-5-1	0-0-0	0-1-0		AWAY		1-2-0		0-0-0		1-2-0	
0-2-1	0-0-0	0-0-0		NEUTRAL		0-1-1		0-0-0		0-1-0	
4-2-1	0-0-0	0-1-0		NON-CONFERENCE		0-0-0		1-0-1		3-1-0	
3-0-1	0-0-0	0-0-0		HOME		0-0-0		1-0-1		2-0-0	
1-1-0	0-0-0	0-0-		AWAY		0-0-0		0-0-0		1-0-0	
0-1-0	0-0-0	0-0-0		NEUTRAL		0-0-0		0-0-0		0-1-0	
6-5-1	0-0-0	0-0-0		CONFERENCE		2-3-1		3-0-0		1-2-0	
5-0-0	0-0-0	0-0-0		HOME		1-0-0		3-0-0		1-0-0	
1-4-0	0-0-0	0-0-0		AWAY		1-2-0		0-0-0		0-2-0	
0-1-1	0-0-0	0-0-0		NEUTRAL		0-1-1		0-0-0		0-0-0	
RPI S	Opponent	Score	RPI S	Opponent	Score	RPI S	Opponent	Score	RPI S	Opponent	Score
50 A	North Carolina St.	2 4	64 H	UAB	4 3	108 H	Charlotte	1 0			
			67 A	St. Louis	0 3	113 H	Middle Tenn.	5 1			
			75 N	DePaul	0 2	126 H	South Fla.	2 1			
			85 A	Marquette	2 1	129 H	East Caro.	3 0			
			86 A	TCU	0 2	136 H	LSU	1 1			
			86 N	TCU	0 0	167 A	Southern Miss.	0 3			
						191 N	Old Dominion	0 1			
						197 H	Texas St.	2 0			
						201 A	Memphis	0 4			
						203 H	Houston	2 1			
						232 A	La.-Lafayette	3 0			
						273 H	Nicholls St.	3 0			
LAST 10 GAMES											
75 N	DePaul	0 2	201 A	Memphis	0 4						
86 N	TCU	0 0	64 H	UAB	4 3						
167 A	Southern Miss.	0 3	126 H	South Fla.	2 1						
203 H	Houston	2 1	232 A	La.-Lafayette	3 0						
86 A	TCU	0 2	108 H	Charlotte	1 0						

Non-Div. I Games: William Carey 4 1

Tulane

Average RPI Win:		173	WON-LOST RECORD		WINNING PCT. RANK		LAST 10 GAMES		STRENGTH OF SCHEDULE		OPP. STRENGTH OF SCHEDULE		TEAM RPI		ADJ RPI		CONF. RPI		ADJ CONF. RPI	
DIV. I ONLY			9-9-1	.5	141	6-4-0		110		92		118		.50853		119	25	24		
DIV. I NON-CONF.			4-7-1	.375	205	3-2-0		56		31		115		.51401		114	22	22		
TOTALS		RPI 1-25		RPI 26-50		W-L RECORDS		RPI 51-100		RPI 101-150		RPI 150+								
9-9-1		0-2-0		0-1-0		OVERALL		2-4-1		1-0-0		6-2-0								
5-3-1		0-1-0		0-1-0		HOME		2-1-1		0-0-0		3-0-0								
4-4-0		0-0-0		0-0-0		AWAY		0-3-0		1-0-0		3-1-0								
0-2-0		0-1-0		0-0-0		NEUTRAL		0-0-0		0-0-0		0-1-0								
4-7-1		0-2-0		0-1-0		NON-CONFERENCE		2-4-1		1-0-0		1-0-0								
2-3-1		0-1-0		0-1-0		HOME		2-1-1		0-0-0		0-0-0								
2-3-0		0-0-0		0-0-		AWAY		0-3-0		1-0-0		1-0-0								
0-1-0		0-1-0		0-0-0		NEUTRAL		0-0-0		0-0-0		0-0-0								
5-2-0		0-0-0		0-0-0		CONFERENCE		0-0-0		0-0-0		5-2-0								
3-0-0		0-0-0		0-0-0		HOME		0-0-0		0-0-0		3-0-0								
2-1-0		0-0-0		0-0-0		AWAY		0-0-0		0-0-0		2-1-0								
0-1-0		0-0-0		0-0-0		NEUTRAL		0-0-0		0-0-0		0-1-0								
RPI	S	Opponent		Score		RPI	S	Opponent		Score		RPI	S	Opponent		Score				
3	N	UCLA		0	4	46	H	Vanderbilt		0	1	54	A	Loyola Marymount		0	1			
17	H	Kansas		0	3							63	A	Oakland		1	2			
												70	H	Dayton		0	1			
												74	A	Wisconsin		1	2			
												82	H	Northwestern		2	1			
												85	H	Marquette		3	2			
												93	H	Illinois St.		0	0			

Non-Div. I Games:

Wis.-Milwaukee

Average RPI Win: 191		WON-LOST	WINNING	LAST 10	STRENGTH OF	OPP. STRENGTH	TEAM	ADJ	CONF.	ADJ CONF.							
Average RPI Loss: 74		RECORD	PCT. RANK	GAMES	SCHEDULE	OF SCHEDULE	RPI	RPI	RPI	RPI							
DIV. I ONLY		7-7-2	.5	141	3-6-1	97	132	119	.50852	120	7	7					
DIV. I NON-CONF.		6-2-1	.72222	45	2-1-0	165	239	92	.52909	96	8	8					
<hr/>																	
TOTALS		RPI 1-25		RPI 26-50		W-L RECORDS		RPI 51-100		RPI 101-150		RPI 150+					
7-7-2		0-1-0		0-1-0		OVERALL		0-3-1		3-1-0		4-1-1					
3-3-2		0-0-0		0-0-0		HOME		0-1-1		2-1-0		1-1-1					
3-4-0		0-1-0		0-1-0		AWAY		0-2-0		1-0-0		2-0-0					
1-0-0		0-0-0		0-0-0		NEUTRAL		0-0-0		0-0-0		1-0-0					
<hr/>																	
6-2-1		0-0-0		0-0-0		NON-CONFERENCE		0-0-0		2-1-0		4-1-1					
2-2-1		0-0-0		0-0-0		HOME		0-0-0		1-1-0		1-1-1					
3-0-0		0-0-0		0-0-		AWAY		0-0-0		1-0-0		2-0-0					
1-0-0		0-0-0		0-0-0		NEUTRAL		0-0-0		0-0-0		1-0-0					
<hr/>																	
1-5-1		0-1-0		0-1-0		CONFERENCE		0-3-1		1-0-0		0-0-0					
1-1-1		0-0-0		0-0-0		HOME		0-1-1		1-0-0		0-0-0					
0-4-0		0-1-0		0-1-0		AWAY		0-2-0		0-0-0		0-0-0					
0-0-0		0-0-0		0-0-0		NEUTRAL		0-0-0		0-0-0		0-0-0					
<hr/>																	
RPI	S	Opponent		Score		RPI	S	Opponent		Score		RPI	S	Opponent		Score	
23	A	Princeton		1 2		34	A	Dartmouth		0 5		55	H	Harvard		1 1	
												59	A	Yale		1 2	
												65	H	Brown		2 3	
												69	A	Pennsylvania		1 3	
		</															

Non-Div. I Games:

Cornell



Average RPI Win:		189	WON-LOST RECORD		WINNING PCT. RANK		LAST 10 GAMES		STRENGTH OF SCHEDULE		OPP. STRENGTH OF SCHEDULE		TEAM RPI		ADJ RPI		CONF. RPI		ADJ CONF. RPI		
DIV. I ONLY			9-9-3		.5 141		3-5-2		115		93		126		.50669 121		9		9		
DIV. I NON-CONF.			6-5-2		.53846 131		0-1-1		158		103		125		.50224 127		9		9		
<hr/>																					
TOTALS		RPI 1-25			RPI 26-50			W-L RECORDS			RPI 51-100			RPI 101-150			RPI 150+				
9-9-3		0-4-1			0-1-0			OVERALL			1-1-0			1-1-1			7-2-1				
5-5-1		0-4-0			0-1-0			HOME			1-0-0			1-0-0			3-0-1				
2-4-2		0-0-1			0-0-0			AWAY			0-1-0			0-1-1			2-2-0				
2-0-0		0-0-0			0-0-0			NEUTRAL			0-0-0			0-0-0			2-0-0				
6-5-2		0-3-0			0-0-0			NON-CONFERENCE			1-1-0			1-0-1			4-1-1				
4-3-1		0-3-0			0-0-0			HOME			1-0-0			1-0-0			2-0-1				
1-2-1		0-0-0			0-0-			AWAY			0-1-0			0-0-1			1-1-0				
1-0-0		0-0-0			0-0-0			NEUTRAL			0-0-0			0-0-0			1-0-0				
3-4-1		0-1-1			0-1-0			CONFERENCE			0-0-0			0-1-0			3-1-0				
1-2-0		0-1-0			0-1-0			HOME			0-0-0			0-0-0			1-0-0				
1-2-1		0-0-1			0-0-0			AWAY			0-0-0			0-1-0			1-1-0				
1-0-0		0-0-0			0-0-0			NEUTRAL			0-0-0			0-0-0			1-0-0				
RPI	S	Opponent			Score		RPI	S	Opponent			Score		RPI	S	Opponent			Score		
3	H	UCLA			0	1	48	H	Brigham Young			2	3	53	A	San Diego			0	1	
8	H	Tennessee			2	5							78	H	Va. Commonwealth			4	0		
13	H	Auburn			0	4											104	A	Wyoming	0	1
24	A	Utah			0	0											138	A	Colorado Col.	0	0
24	H	Utah			1	5											149	H	Utah St.	2	0
																	160	A	Air Force	1	0
																	173	N	Arizona	2	1
																	176	H	San Diego St.	1	0
																	176	N	San Diego St.	2	1
																	190	A	New Mexico	0	1
																	193	A	Montana	0	2
																	236	H	Northern Ariz.	0	0
																	241	H	Drury	2	0
																	266	A	Nevada	1	0
																	285	H	Southern Utah	5	2
<hr/>																					
LAST 10 GAMES																					
24	A	Utah			0	0	48	H	Brigham Young			2	3								
176	N	San Diego St.			2	1	24	H	Utah			1	5								
176	H	San Diego St.			1	0	138	A	Colorado Col.			0	0								
160	A	Air Force			1	0	104	A	Wyoming			0	1								
190	A	New Mexico			0	1	3	H	UCLA			0	1								

Non-Div. I Games:

UNLV

Average RPI Win:		194	WON-LOST RECORD		WINNING PCT. RANK		LAST 10 GAMES		STRENGTH OF SCHEDULE		OPP. STRENGTH OF SCHEDULE		TEAM RPI		ADJ RPI		CONF. RPI		ADJ CONF. RPI				
DIV. I ONLY			9-9-3		.5	141	6-4-0		85		175		121		.50654		122		17		16		
DIV. I NON-CONF.			3-6-3		.375	205	0-1-0		61		156		139		.49288		141		16		16		
TOTALS		RPI 1-25		RPI 26-50			W-L RECORDS			RPI 51-100			RPI 101-150			RPI 150+							
9-9-3		0-1-0		0-1-0			OVERALL			0-3-1			2-3-1			7-1-1							
6-5-1		0-1-0		0-0-0			HOME			0-3-0			1-1-1			5-0-0							
3-4-2		0-0-0		0-1-0			AWAY			0-0-1			1-2-0			2-1-1							
0-0-0		0-0-0		0-0-0			NEUTRAL			0-0-0			0-0-0			0-0-0							
3-6-3		0-1-0		0-1-0			NON-CONFERENCE			0-1-1			1-2-1			2-1-1							
2-2-1		0-1-0		0-0-0			HOME			0-1-0			0-0-1			2-0-0							
1-4-2		0-0-0		0-0-			AWAY			0-0-1			1-2-0			0-1-1							
0-0-0		0-0-0		0-0-0			NEUTRAL			0-0-0			0-0-0			0-0-0							
6-3-0		0-0-0		0-0-0			CONFERENCE			0-2-0			1-1-0			5-0-0							
4-3-0		0-0-0		0-0-0			HOME			0-2-0			1-1-0			3-0-0							
2-0-0		0-0-0		0-0-0			AWAY			0-0-0			0-0-0			2-0-0							
0-0-0		0-0-0		0-0-0			NEUTRAL			0-0-0			0-0-0			0-0-0							
RPI	S	Opponent		Score		RPI	S	Opponent		Score		RPI	S	Opponent		Score							
17	H	Kansas		1	2	29	A	Mississippi		0	4	67	H	St. Louis		0	1	110	A	Southeast Mo. St.		1	2
												76	A	Mississippi St.		0	0	113	A	Middle Tenn.		2	1
												93	H	Illinois St.		0	1	128	H	Drake		0	2
												93	H	Illinois St.		0	2	133	A	Eastern Ill.		1	3
																		142	H	Creighton		1	0
																		147	H	Oral Roberts		0	0
																		164	H	Northern Iowa		1	0
																		177	A	Tenn.-Martin		1	1
																		196	A	Indiana St.		2	0
																		201	H	Memphis		3	2
																		221	H	Tulsa		2	1
																		223	A	Evansville		2	0
																		228	A	Murray St.		1	2
																		241	H	Drury		2	1
																		241	H	Drury		2	0

Non-Div. I Games:

Southwest Mo. St.

Average RPI Win: 134		WON-LOST RECORD		WINNING PCT. RANK		LAST 10 GAMES		STRENGTH OF SCHEDULE		OPP. STRENGTH OF SCHEDULE		TEAM RPI		ADJ RPI		CONF. RPI		ADJ CONF. RPI	
DIV. I ONLY		5-10-4		.36842 220		2-6-2		62		42		131		.50654 122		3		3	
DIV. I NON-CONF.		3-4-2		.44444 169		0-2-0		110		95		127		.50354 123		2		2	
TOTALS		RPI 1-25		RPI 26-50		W-L RECORDS		RPI 51-100		RPI 101-150		RPI 150+							
5-10-4		0-4-0		1-2-0		OVERALL		1-2-4		0-2-0		3-0-0							
2-5-1		0-1-0		1-1-0		HOME		1-2-1		0-1-0		0-0-0							
2-4-3		0-2-0		0-1-0		AWAY		0-0-3		0-1-0		2-0-0							
1-1-0		0-1-0		0-0-0		NEUTRAL		0-0-0		0-0-0		1-0-0							
3-4-2		0-1-0		0-0-0		NON-CONFERENCE		1-1-2		0-2-0		2-0-0							
1-2-0		0-0-0		0-0-0		HOME		1-1-0		0-1-0		0-0-0							
1-1-2		0-0-0		0-0-		AWAY		0-0-2		0-1-0		1-0-0							
1-1-0		0-1-0		0-0-0		NEUTRAL		0-0-0		0-0-0		1-0-0							
2-6-2		0-3-0		1-2-0		CONFERENCE		0-1-2		0-0-0		1-0-0							
1-3-1		0-1-0		1-1-0		HOME		0-1-1		0-0-0		0-0-0							
1-3-1		0-2-0		0-1-0		AWAY		0-0-1		0-0-0		1-0-0							
0-0-0		0-0-0		0-0-0		NEUTRAL		0-0-0		0-0-0		0-0-0							
RPI S	Opponent	Score		RPI S	Opponent	Score		RPI S	Opponent	Score		RPI S	Opponent	Score					
17 H	Kansas	0	2	27 H	Texas	0	1	52 H	Missouri	3	4	112 H	Minnesota	1	2				
18 A	Texas A&M	0	2	28 A	Nebraska	1	5	56 H	Oklahoma	2	2	128 A	Drake	1	2				
19 N	Michigan	2	4	40 H	Oklahoma St.	3	1	74 A	Wisconsin	1	1	153 A	Texas Tech	3	0				
22 A	Colorado	0	2					75 H	DePaul	0	2	173 A	Arizona	2	1				
								76 H	Mississippi St.	2	0	226 N	Weber St.	1	0				
								84 A	Baylor	1	1								
								93 A	Illinois St.	1	1								
LAST 10 GAMES																			
112 H	Minnesota	1	2	18 A	Texas A&M	0	2												
52 H	Missouri	3	4	40 H	Oklahoma St.	3	1												
84 A	Baylor	1	1	17 H	Kansas	0	2												
153 A	Texas Tech	3	0	128 A	Drake	1	2												
27 H	Texas	0	1	56 H	Oklahoma	2	2												

Non-Div. I Games:

Iowa St.

Average RPI Win: 187		WON-LOST RECORD		WINNING PCT. RANK		LAST 10 GAMES		STRENGTH OF SCHEDULE		OPP. STRENGTH OF SCHEDULE		TEAM RPI		ADJ RPI		CONF. RPI		ADJ CONF. RPI	
DIV. I ONLY		11-7-2		.6 76		6-4-0		156		219		120		.50563 124		18		18	
DIV. I NON-CONF.		4-2-1		.64286 80		2-0-0		98		236		78		.54219 78		20		18	
TOTALS		RPI 1-25		RPI 26-50		W-L RECORDS		RPI 51-100		RPI 101-150		RPI 150+							
11-7-2		0-0-0		1-0-0		OVERALL		1-0-0		0-1-1		9-6-1							
6-4-0		0-0-0		1-0-0		HOME		1-0-0		0-0-0		4-4-0							
5-3-2		0-0-0		0-0-0		AWAY		0-0-0		0-1-1		5-2-1							
0-0-0		0-0-0		0-0-0		NEUTRAL		0-0-0		0-0-0		0-0-0							
4-2-1		0-0-0		1-0-0		NON-CONFERENCE		0-0-0		0-0-1		3-2-0							
2-1-0		0-0-0		1-0-0		HOME		0-0-0		0-0-0		1-1-0							
2-1-1		0-0-0		0-0-		AWAY		0-0-0		0-0-1		2-1-0							
0-0-0		0-0-0		0-0-0		NEUTRAL		0-0-0		0-0-0		0-0-0							
7-5-1		0-0-0		0-0-0		CONFERENCE		1-0-0		0-1-0		6-4-1							
4-3-0		0-0-0		0-0-0		HOME		1-0-0		0-0-0		3-3-0							
3-2-1		0-0-0		0-0-0		AWAY		0-0-0		0-1-0		3-1-1							
0-0-0		0-0-0		0-0-0		NEUTRAL		0-0-0		0-0-0		0-0-0							
RPI	S	Opponent		Score	RPI	S	Opponent		Score	RPI	S	Opponent		Score					
					33	H	Purdue		1 0	80	H	Western Mich.		1 0	127	A	Xavier		0 0
															143	A	Kent St.		0 1
															158	A	Eastern Mich.		1 1
															159	A	Buffalo		2 1
															163	H	Central Mich.		0 1
															163	H	Central Mich.		0 2
															164	H	Northern Iowa		2 3
															169	A	Ohio		1 4
															179	H	Bowling Green		0 2
															189	A	Butler		0 1
															195	A	Miami (Ohio)		1 0
															196	A	Indiana St.		2 1
															199	H	Akron		1 0
															216	H	Toledo		1 0
															227	A	Wright St.		1 0
															234	H	IPFW		2 1
															258	A	Marshall		1 0
															265	H	Northern Ill.		2 1
LAST 10 GAMES																			

Non-Div. I Games:

Ball St.

Average RPI Win:	202	WON-LOST	WINNING	LAST 10	STRENGTH OF	OPP. STRENGTH	TEAM	ADJ	CONF.	ADJ CONF.	
Average RPI Loss:	142	RECORD	PCT. RANK	GAMES	SCHEDULE	OF SCHEDULE	RPI	RPI	RPI	RPI	
DIV. I ONLY	11-6-2	.63158	58	5-5-0	210	154	125	.50483	125	19	19
DIV. I NON-CONF.	6-1-1	.8125	17	0-0-0	157	120	55	.57122	56	19	17
<hr/>											
TOTALS	RPI 1-25	RPI 26-50		W-L RECORDS		RPI 51-100		RPI 101-150		RPI 150+	
11-6-2	0-0-1	0-0-0		OVERALL		0-2-1		3-1-0		8-3-0	
5-4-2	0-0-1	0-0-0		HOME		0-2-1		1-1-0		4-1-0	
6-2-0	0-0-0	0-0-0		AWAY		0-0-0		2-0-0		4-2-0	
0-0-0	0-0-0	0-0-0		NEUTRAL		0-0-0		0-0-0		0-0-0	
<hr/>											
6-1-1	0-0-1	0-0-0		NON-CONFERENCE		0-1-0		3-0-0		3-0-0	
2-1-1	0-0-1	0-0-0		HOME		0-1-0		1-0-0		1-0-0	
4-0-0	0-0-0	0-0-		AWAY		0-0-0		2-0-0		2-0-0	
0-0-0	0-0-0	0-0-0		NEUTRAL		0-0-0		0-0-0		0-0-0	
<hr/>											
5-5-1	0-0-0	0-0-0		CONFERENCE		0-1-1		0-1-0		5-3-0	
3-3-1	0-0-0	0-0-0		HOME		0-1-1		0-1-0		3-1-0	
2-2-0	0-0-0	0-0-0		AWAY		0-0-0		0-0-0		2-2-0	
0-0-0	0-0-0	0-0-0		NEUTRAL		0-0-0		0-0-0		0-0-0	
<hr/>											
RPI S	Opponent	Score		RPI S	Opponent	Score		RPI S	Opponent	Score	
20 H	Maryland	2	2			70 H	Dayton 0 1	127 H	Xavier	0	1
						78 H	Va. Commonwealth 0 1	132 A	Georgetown	2	1
						83 H	Richmond 0 0	134 A	American	3	1
								142 H	Creighton	1	0
								152 A	Fordham	1	2
								155 H	Rhode Island	1	0
								172 H	St. Joseph's	0	2
								175 H	Towson	1	0
								216 A	Toledo	4	0
								235 H	Massachusetts	1	0
								246 A	Duquesne	2	1
								249 A	La Salle	2	1
								253 A	St. Bonaventure	1	3
								262 H	Temple	2	0
								276 A	Howard	2	1
				LAST 10 GAMES							
				152 A	Fordham	1	2	127 H	Xavier	0	1
				249 A	La Salle	2	1	253 A	St. Bonaventure	1	3
				262 H	Temple	2	0	246 A	Duquesne	2	1
				172 H	St. Joseph's	0	2	155 H	Rhode Island	1	0
				70 H	Dayton	0	1	235 H	Massachusetts	1	0

Non-Div. I Games:

George Washington

Average RPI Win: 168		WON-LOST	WINNING	LAST 10	STRENGTH OF		OPP. STRENGTH	TEAM	ADJ	CONF.	ADJ CONF.
Average RPI Loss: 71		RECORD	PCT. RANK	GAMES	SCHEDULE		OF SCHEDULE	RPI	RPI	RPI	RPI
DIV. I ONLY		8-8-2	.5	141	4-5-1		117	90	127	.50424	126
DIV. I NON-CONF.		2-4-1	.35714	209	1-1-1		91	69	144	.49062	144
TOTALS		RPI 1-25	RPI 26-50		W-L RECORDS		RPI 51-100		RPI 101-150		RPI 150+
8-8-2		0-1-0	0-2-0		OVERALL		1-3-0		1-1-1		6-1-1
5-4-1		0-1-0	0-1-0		HOME		1-2-0		0-0-0		4-0-1
3-3-1		0-0-0	0-1-0		AWAY		0-0-0		1-1-0		2-1-0
0-1-1		0-0-0	0-0-0		NEUTRAL		0-1-0		0-0-1		0-0-0
2-4-1		0-1-0	0-2-0		NON-CONFERENCE		0-1-0		0-0-0		2-0-1
1-3-1		0-1-0	0-1-0		HOME		0-1-0		0-0-0		1-0-1
1-1-0		0-0-0	0-0-		AWAY		0-0-0		0-0-0		1-0-0
0-0-0		0-0-0	0-0-0		NEUTRAL		0-0-0		0-0-0		0-0-0
6-4-1		0-0-0	0-0-0		CONFERENCE		1-2-0		1-1-1		4-1-0
4-1-0		0-0-0	0-0-0		HOME		1-1-0		0-0-0		3-0-0
2-2-0		0-0-0	0-0-0		AWAY		0-0-0		1-1-0		1-1-0
0-1-1		0-0-0	0-0-0		NEUTRAL		0-1-0		0-0-1		0-0-0
RPI S	Opponent	Score	RPI S	Opponent	Score	RPI S	Opponent	Score	RPI S	Opponent	Score
4 H	Florida St.	0 3	41 H	UCF	1 2	60 H	Miami (Fla.)	1 2	108 A	Charlotte	3 1
			44 A	Fla. Atlantic	0 1	64 H	UAB	0 2	118 A	Tulane	1 2
						67 N	St. Louis	0 2	129 N	East Caro.	1 1
						86 H	TCU	2 1	156 A	Stetson	1 0
									167 A	Southern Miss.	0 1
									186 H	Cincinnati	2 0
									198 H	Louisville	2 1
									201 A	Memphis	1 0
									202 H	Jacksonville	2 1
									203 H	Houston	1 0
									251 H	Florida Int'l	2 2
LAST 10 GAMES											
			67 N	St. Louis	0 2	251 H	Florida Int'l	2 2			
			64 H	UAB	0 2	167 A	Southern Miss.	0 1			
			86 H	TCU	2 1	118 A	Tulane	1 2			
			201 A	Memphis	1 0	202 H	Jacksonville	2 1			
			203 H	Houston	1 0	4 H	Florida St.	0 3			

Non-Div. I Games:

South Fla.

Average RPI Win: 203		WON-LOST	WINNING	LAST 10	STRENGTH OF	OPP. STRENGTH	TEAM	ADJ	CONF.	ADJ CONF.							
Average RPI Loss: 112		RECORD	PCT. RANK	GAMES	SCHEDULE	OF SCHEDULE	RPI	RPI	RPI	RPI							
DIV. I ONLY		12-8-1	.59524	84	6-4-0	174	162	124	.50417	127	19	19					
DIV. I NON-CONF.		4-3-1	.5625	111	0-0-0	164	129	124	.50313	125	19	17					
<hr/>																	
TOTALS		RPI 1-25		RPI 26-50		W-L RECORDS		RPI 51-100		RPI 101-150		RPI 150+					
12-8-1		0-1-0		0-0-0		OVERALL		0-4-0		1-0-1		11-3-0					
5-1-1		0-0-0		0-0-0		HOME		0-1-0		0-0-1		5-0-0					
6-6-0		0-1-0		0-0-0		AWAY		0-2-0		1-0-0		5-3-0					
1-1-0		0-0-0		0-0-0		NEUTRAL		0-1-0		0-0-0		1-0-0					
<hr/>																	
4-3-1		0-1-0		0-0-0		NON-CONFERENCE		0-1-0		0-0-1		4-1-0					
1-0-1		0-0-0		0-0-0		HOME		0-0-0		0-0-1		1-0-0					
3-3-0		0-1-0		0-0-		AWAY		0-1-0		0-0-0		3-1-0					
0-0-0		0-0-0		0-0-0		NEUTRAL		0-0-0		0-0-0		0-0-0					
<hr/>																	
8-5-0		0-0-0		0-0-0		CONFERENCE		0-3-0		1-0-0		7-2-0					
4-1-0		0-0-0		0-0-0		HOME		0-1-0		0-0-0		4-0-0					
3-3-0		0-0-0		0-0-0		AWAY		0-1-0		1-0-0		2-2-0					
1-1-0		0-0-0		0-0-0		NEUTRAL		0-1-0		0-0-0		1-0-0					
<hr/>																	
RPI	S	Opponent		Score		RPI	S	Opponent		Score		RPI	S	Opponent		Score	
25	A	Pepperdine		1	4							124	H	Ball St.		0	0
												125	A	George Washington		1	0
												152	H	Fordham		1	0
												155	A	Rhode Island		1	3
												172	H	St. Joseph's		2	1
												172	N	St. Joseph's		2	0
												186	A	Cincinnati		1	3
												189	A	Butler		2	1
												195	A	Miami (Ohio)		3	1
												198	H	Louisville		3	0
												223	A	Evansville		3	0
												235	A	Massachusetts		1	3
												246	A	Duquesne		3	2
												249	H	La Salle		3	1
												253	A	St. Bonaventure		6	1
												262	H	Temple		5	0
<hr/>																	
LAST 10 GAMES																	
						70	N	Dayton		0	2	152	H	Fordham		1	0
						172	N	St. Joseph's		2	0	125	A	George Washington		1	0
						246	A	Duquesne		3	2	83	A	Richmond		0	2
						253	A	St. Bonaventure		6	1	155	A	Rhode Island		1	3
						249	H	La Salle		3	1	235	A	Massachusetts		1	3

Non-Div. I Games:

Xavier

Average RPI Win:	174	WON-LOST	WINNING	LAST 10	STRENGTH OF	OPP. STRENGTH	TEAM	ADJ	CONF.	ADJ CONF.			
Average RPI Loss:	141	RECORD	PCT. RANK	GAMES	SCHEDULE	OF SCHEDULE	RPI	RPI	RPI	RPI			
DIV. I ONLY		13-6-0	.68421	44	8-2-0	263	117	128	.50315	128	17	16	
DIV. I NON-CONF.		7-4-0	.63636	83	2-0-0	282	88	173	.47032	175	16	16	
<hr/>													
TOTALS	RPI 1-25	RPI 26-50		W-L RECORDS		RPI 51-100		RPI 101-150		RPI 150+			
13-6-0	0-0-0	0-0-0		OVERALL		2-0-0		4-4-0		7-2-0			
7-1-0	0-0-0	0-0-0		HOME		0-0-0		3-1-0		4-0-0			
3-3-0	0-0-0	0-0-0		AWAY		1-0-0		1-1-0		1-2-0			
3-2-0	0-0-0	0-0-0		NEUTRAL		1-0-0		0-2-0		2-0-0			
7-4-0	0-0-0	0-0-0		NON-CONFERENCE		1-0-0		2-3-0		4-1-0			
4-1-0	0-0-0	0-0-0		HOME		0-0-0		2-1-0		2-0-0			
0-2-0	0-0-0	0-0-		AWAY		0-0-0		0-1-0		0-1-0			
3-1-0	0-0-0	0-0-0		NEUTRAL		1-0-0		0-1-0		2-0-0			
6-2-0	0-0-0	0-0-0		CONFERENCE		1-0-0		2-1-0		3-1-0			
3-0-0	0-0-0	0-0-0		HOME		0-0-0		1-0-0		2-0-0			
3-1-0	0-0-0	0-0-0		AWAY		1-0-0		1-0-0		1-1-0			
0-1-0	0-0-0	0-0-0		NEUTRAL		0-0-0		0-1-0		0-0-0			
RPI	S	Opponent	Score	RPI	S	Opponent	Score	RPI	S	Opponent	Score		
						80 N	Western Mich.	1	0	104 H	Wyoming	0	1
						93 A	Illinois St.	1	0	112 H	Minnesota	4	1
										122 A	Southwest Mo. St.	2	0
										122 H	Iowa St.	2	1
										137 N	Iowa	0	4
										138 A	Colorado Col.	1	2
										142 H	Creighton	3	0
										142 N	Creighton	0	1
										158 N	Eastern Mich.	2	0
										160 A	Air Force	0	2
										164 A	Northern Iowa	1	2
										196 H	Indiana St.	2	0
										223 H	Evansville	1	0
										241 A	Drury	1	0
										250 H	Valparaiso	3	1
										258 N	Marshall	1	0
										268 H	Western Ill.	2	1
<hr/>													
LAST 10 GAMES													
						142 N	Creighton	0	1	196 H	Indiana St.	2	0
						112 H	Minnesota	4	1	241 A	Drury	1	0
						93 A	Illinois St.	1	0	122 A	Southwest Mo. St.	2	0
						164 A	Northern Iowa	1	2	122 H	Iowa St.	2	1
						223 H	Evansville	1	0	142 H	Creighton	3	0

Non-Div. I Games: Neb.-Omaha 0 1

Drake



Average RPI Win:		200	WON-LOST RECORD		WINNING PCT. RANK		LAST 10 GAMES		STRENGTH OF SCHEDULE		OPP. STRENGTH OF SCHEDULE		TEAM RPI		ADJ RPI		CONF. RPI		ADJ CONF. RPI					
DIV. I ONLY			7-7-5		.5		141		3-4-3		143		80		136		.50312		129		11		11	
DIV. I NON-CONF.			4-3-2		.55556		116		1-1-1		134		51		103		.52455		102		11		11	
TOTALS		RPI 1-25		RPI 26-50		W-L RECORDS		RPI 51-100		RPI 101-150		RPI 150+												
7-7-5		0-1-0		0-2-0		OVERALL		0-1-4		1-2-1		6-1-0												
4-1-3		0-0-0		0-0-0		HOME		0-0-3		0-1-0		4-0-0												
2-5-2		0-1-0		0-1-0		AWAY		0-1-0		0-1-0		2-1-0												
1-1-2		0-0-0		0-1-0		NEUTRAL		0-0-1		1-0-1		0-0-0												
4-3-2		0-1-0		0-2-0		NON-CONFERENCE		0-0-2		1-0-0		3-0-0												
3-0-1		0-0-0		0-0-0		HOME		0-0-1		0-0-0		3-0-0												
0-2-0		0-1-0		0-0-		AWAY		0-0-0		0-0-0		0-0-0												
1-1-1		0-0-0		0-1-0		NEUTRAL		0-0-1		1-0-0		0-0-0												
3-4-3		0-0-0		0-0-0		CONFERENCE		0-1-2		0-2-1		3-1-0												
1-1-2		0-0-0		0-0-0		HOME		0-0-2		0-1-0		1-0-0												
2-3-0		0-0-0		0-0-0		AWAY		0-1-0		0-1-0		2-1-0												
0-0-1		0-0-0		0-0-0		NEUTRAL		0-0-0		0-0-1		0-0-0												
RPI	S	Opponent		Score		RPI	S	Opponent		Score		RPI	S	Opponent		Score								
2	A	Florida		1	2	27	N	Texas		3	5	60	H	Miami (Fla.)		2	2	108	H	Charlotte		0	1	
						31	A	Wake Forest		0	1	67	H	St. Louis		1	1	118	A	Tulane		0	3	
												75	H	DePaul		1	1	126	N	South Fla.		1	1	
												85	A	Marquette		0	1	148	N	UNC Wilmington		1	0	
												94	N	Delaware		1	1	167	H	Southern Miss.		4	0	
																		186	A	Cincinnati		1	2	
																		198	A	Louisville		2	0	
																		200	H	Western Caro.		3	0	
																		203	A	Houston		3	2	
																		239	H	Elon		2	0	
																		248	H	Liberty		2	0	
LAST 10 GAMES																								
						108	H	Charlotte		0	1	75	H	DePaul		1	1							
						186	A	Cincinnati		1	2	67	H	St. Louis		1	1							
						198	A	Louisville		2	0	239	H	Elon		2	0							
						60	H	Miami (Fla.)		2	2	31	A	Wake Forest		0	1							
						85	A	Marquette		0	1	203	A	Houston		3	2							

Non-Div. I Games:

East Caro.

Average RPI Win: 191		WON-LOST RECORD		WINNING PCT. RANK		LAST 10 GAMES		STRENGTH OF SCHEDULE		OPP. STRENGTH OF SCHEDULE		TEAM RPI		ADJ RPI		CONF. RPI		ADJ CONF. RPI	
DIV. I ONLY		7-7-3		.5 141		3-5-2		151		70		135		.50304 130		5		6	
DIV. I NON-CONF.		5-1-1		.78571 25		1-1-0		241		184		101		.52538 101		6		6	
TOTALS		RPI 1-25		RPI 26-50		W-L RECORDS		RPI 51-100		RPI 101-150		RPI 150+							
7-7-3		0-2-1		0-1-0		OVERALL		1-2-0		0-2-1		6-0-1							
6-2-1		0-1-1		0-0-0		HOME		1-0-0		0-1-0		5-0-0							
1-5-2		0-1-0		0-1-0		AWAY		0-2-0		0-1-1		1-0-1							
0-0-0		0-0-0		0-0-0		NEUTRAL		0-0-0		0-0-0		0-0-0							
5-1-1		0-0-0		0-0-0		NON-CONFERENCE		0-1-0		0-0-0		5-0-1							
4-0-0		0-0-0		0-0-0		HOME		0-0-0		0-0-0		4-0-0							
1-1-1		0-0-0		0-0-		AWAY		0-1-0		0-0-0		1-0-1							
0-0-0		0-0-0		0-0-0		NEUTRAL		0-0-0		0-0-0		0-0-0							
2-6-2		0-2-1		0-1-0		CONFERENCE		1-1-0		0-2-1		1-0-0							
2-2-1		0-1-1		0-0-0		HOME		1-0-0		0-1-0		1-0-0							
0-4-1		0-1-0		0-1-0		AWAY		0-1-0		0-1-1		0-0-0							
0-0-0		0-0-0		0-0-0		NEUTRAL		0-0-0		0-0-0		0-0-0							
RPI	S	Opponent		Score	RPI	S	Opponent		Score	RPI	S	Opponent		Score	RPI	S	Opponent		Score
7	A	Connecticut		0 4	42	A	Rutgers		0 5	60	H	Miami (Fla.)		1 0	107	A	Syracuse		1 1
15	H	Villanova		0 2						65	A	Brown		1 3	132	A	Georgetown		0 1
21	H	Boston College		1 1						71	A	St. John's (N.Y.)		0 2	144	H	Virginia Tech		0 1
												155 H Rhode Island		1 0			157 A New Hampshire		0 0
												171 H Seton Hall		1 0			204 H Long Island		2 0
												223 H Quinnipiac		1 0			260 A Holy Cross		1 0
												261 H Marist		3 1					
LAST 10 GAMES																			
							60 H Miami (Fla.)		1 0			71 A St. John's (N.Y.)		0 2					
							144 H Virginia Tech		0 1			65 A Brown		1 3					
							171 H Seton Hall		1 0			132 A Georgetown		0 1					
							7 A Connecticut		0 4			21 H Boston College		1 1					
							107 A Syracuse		1 1			155 H Rhode Island		1 0					

Non-Div. I Games:

Providence

## Oregon

Through Games Of 2003 FINAL

Average RPI Win: 189		WON-LOST	WINNING	LAST 10	STRENGTH OF		OPP. STRENGTH	TEAM	ADJ	CONF.	ADJ CONF.
Average RPI Loss: 48		RECORD	PCT. RANK	GAMES	SCHEDULE		OF SCHEDULE	RPI	RPI	RPI	RPI
DIV. I ONLY		9-11-0	.45	177	4-6-0		104	78	136	.50292	131
DIV. I NON-CONF.		6-5-0	.54545	123	1-0-0		120	134	113	.51551	110
TOTALS		RPI 1-25	RPI 26-50		W-L RECORDS		RPI 51-100		RPI 101-150		RPI 150+
9-11-0		0-3-0	0-3-0		OVERALL		1-4-0		2-1-0		6-0-0
5-4-0		0-2-0	0-1-0		HOME		1-1-0		1-0-0		3-0-0
4-6-0		0-0-0	0-2-0		AWAY		0-3-0		1-1-0		3-0-0
0-1-0		0-1-0	0-0-0		NEUTRAL		0-0-0		0-0-0		0-0-0
6-5-0		0-2-0	0-0-0		NON-CONFERENCE		0-3-0		1-0-0		5-0-0
4-1-0		0-1-0	0-0-0		HOME		0-0-0		1-0-0		3-0-0
2-3-0		0-0-0	0-0-		AWAY		0-3-0		0-0-0		2-0-0
0-1-0		0-1-0	0-0-0		NEUTRAL		0-0-0		0-0-0		0-0-0
3-6-0		0-1-0	0-3-0		CONFERENCE		1-1-0		1-1-0		1-0-0
1-3-0		0-1-0	0-1-0		HOME		1-1-0		0-0-0		0-0-0
2-3-0		0-0-0	0-2-0		AWAY		0-0-0		1-1-0		1-0-0
0-0-0		0-0-0	0-0-0		NEUTRAL		0-0-0		0-0-0		0-0-0
RPI S	Opponent	Score	RPI S	Opponent	Score	RPI S	Opponent	Score	RPI S	Opponent	Score
3 H	UCLA	2 3	38 H	Southern California	1 3	54 A	Loyola Marymount	0 5	101 A	Washington St.	0 2
14 H	Portland	0 1	39 A	Arizona St.	2 3	57 A	Southern Methodist	0 2	114 H	Rice	1 0
18 N	Texas A&M	0 4	45 A	Washington	0 2	58 H	Stanford	1 3	146 A	Oregon St.	4 3
						89 H	California	2 0	173 A	Arizona	1 0
						97 A	Cal St. Fullerton	0 5	225 A	Pacific (Cal.)	2 1
									226 H	Weber St.	3 2
									230 H	San Francisco	2 1
									242 H	Boise St.	4 1
									257 A	Sacramento St.	3 1
LAST 10 GAMES											
3 H	UCLA	2 3	58 H	Stanford	1 3						
38 H	Southern California	1 3	45 A	Washington	0 2						
173 A	Arizona	1 0	101 A	Washington St.	0 2						
39 A	Arizona St.	2 3	146 A	Oregon St.	4 3						
89 H	California	2 0	226 H	Weber St.	3 2						

Non-Div. I Games:

Oregon

Average RPI Win: 158		WON-LOST	WINNING	LAST 10	STRENGTH OF		OPP. STRENGTH	TEAM	ADJ	CONF.	ADJ CONF.
Average RPI Loss: 69		RECORD	PCT. RANK	GAMES	SCHEDULE		OF SCHEDULE	RPI	RPI	RPI	RPI
DIV. I ONLY		7-11-1	.39474	208	4-5-1		64	83	133	.5025	132
DIV. I NON-CONF.		4-4-1	.5	133	2-0-1		119	144	126	.50499	121
TOTALS		RPI 1-25	RPI 26-50		W-L RECORDS		RPI 51-100		RPI 101-150		RPI 150+
7-11-1		0-4-0	0-1-0		OVERALL		1-3-0		4-1-1		2-2-0
2-6-1		0-3-0	0-0-0		HOME		0-1-0		2-1-1		0-1-0
4-4-0		0-1-0	0-1-0		AWAY		0-1-0		2-0-0		2-1-0
1-1-0		0-0-0	0-0-0		NEUTRAL		1-1-0		0-0-0		0-0-0
4-4-1		0-0-0	0-0-0		NON-CONFERENCE		1-3-0		1-1-1		2-0-0
1-2-1		0-0-0	0-0-0		HOME		0-1-0		1-1-1		0-0-0
2-1-0		0-0-0	0-0-		AWAY		0-1-0		0-0-0		2-0-0
1-1-0		0-0-0	0-0-0		NEUTRAL		1-1-0		0-0-0		0-0-0
3-7-0		0-4-0	0-1-0		CONFERENCE		0-0-0		3-0-0		0-2-0
1-4-0		0-3-0	0-0-0		HOME		0-0-0		1-0-0		0-1-0
2-3-0		0-1-0	0-1-0		AWAY		0-0-0		2-0-0		0-1-0
0-0-0		0-0-0	0-0-0		NEUTRAL		0-0-0		0-0-0		0-0-0
RPI S	Opponent	Score	RPI S	Opponent	Score	RPI S	Opponent	Score	RPI S	Opponent	Score
6 A	Notre Dame	0 6	42 A	Rutgers	1 2	59 N	Yale	0 2	107 A	Syracuse	2 0
9 H	West Virginia	0 2				65 N	Brown	3 2	117 H	James Madison	1 1
15 H	Villanova	0 2				68 A	William & Mary	0 1	125 H	George Washington	1 2
21 H	Boston College	1 3				81 H	George Mason	1 2	130 H	Providence	1 0
									134 H	American	5 1
									144 A	Virginia Tech	1 0
									162 H	Pittsburgh	1 2
									171 A	Seton Hall	2 3
									248 A	Liberty	2 1
									276 A	Howard	9 1
LAST 10 GAMES											
134 H	American	5 1	117 H	James Madison	1 1	6 A	Notre Dame	0 6			
42 A	Rutgers	1 2	9 H	West Virginia	0 2	15 H	Villanova	0 2			
171 A	Seton Hall	2 3	130 H	Providence	1 0						
248 A	Liberty	2 1									
144 A	Virginia Tech	1 0									

Non-Div. I Games:

Georgetown

Average RPI Win: 189		WON-LOST	WINNING	LAST 10	STRENGTH OF		OPP. STRENGTH	TEAM	ADJ	CONF.	ADJ CONF.
Average RPI Loss: 113		RECORD	PCT. RANK	GAMES	SCHEDULE		OF SCHEDULE	RPI	RPI	RPI	RPI
DIV. I ONLY		11-6-5	.61364	71	5-2-3		190	151	123	.50233	133
DIV. I NON-CONF.		4-6-2	.41667	179	0-2-0		235	108	217	.43872	221
TOTALS		RPI 1-25	RPI 26-50		W-L RECORDS		RPI 51-100		RPI 101-150		RPI 150+
11-6-5	0-0-0	0-0-0		OVERALL		1-4-1		3-0-1		7-2-3	
5-1-2	0-0-0	0-0-0		HOME		1-0-0		1-0-1		3-1-1	
5-5-3	0-0-0	0-0-0		AWAY		0-4-1		1-0-0		4-1-2	
1-0-0	0-0-0	0-0-0		NEUTRAL		0-0-0		1-0-0		0-0-0	
4-6-2	0-0-0	0-0-0		NON-CONFERENCE		0-4-0		1-0-0		3-2-2	
2-1-1	0-0-0	0-0-0		HOME		0-0-0		1-0-0		1-1-1	
2-5-1	0-0-0	0-0-		AWAY		0-4-0		0-0-0		2-1-1	
0-0-0	0-0-0	0-0-0		NEUTRAL		0-0-0		0-0-0		0-0-0	
7-0-3	0-0-0	0-0-0		CONFERENCE		1-0-1		2-0-1		4-0-1	
3-0-1	0-0-0	0-0-0		HOME		1-0-0		0-0-1		2-0-0	
3-0-2	0-0-0	0-0-0		AWAY		0-0-1		1-0-0		2-0-1	
1-0-0	0-0-0	0-0-0		NEUTRAL		0-0-0		1-0-0		0-0-0	
RPI S	Opponent	Score	RPI S	Opponent	Score	RPI S	Opponent	Score	RPI S	Opponent	Score
						52 A	Missouri	2 3	110 A	Southeast Mo. St.	3 0
						52 A	Missouri	0 1	122 H	Southwest Mo. St.	3 1
						75 A	DePaul	1 2	150 H	Jacksonville St.	1 1
						93 A	Illinois St.	0 1	150 N	Jacksonville St.	1 0
						98 A	Samford	1 1	158 H	Eastern Mich.	1 2
						98 H	Samford	3 1	177 A	Tenn.-Martin	3 3
									179 A	Bowling Green	4 2
									180 A	Loyola (Ill.)	3 2
									196 H	Indiana St.	1 1
									210 H	Tennessee Tech	2 1
									223 A	Evansville	1 1
									228 A	Murray St.	4 1
									250 A	Valparaiso	2 3
									259 H	Austin Peay	4 0
									268 H	Western Ill.	6 0
									278 A	Morehead St.	4 0
LAST 10 GAMES											
						52 A	Missouri	0 1	110 A	Southeast Mo. St.	3 0
						98 A	Samford	1 1	177 A	Tenn.-Martin	3 3
						150 N	Jacksonville St.	1 0	228 A	Murray St.	4 1
						259 H	Austin Peay	4 0	98 H	Samford	3 1
						75 A	DePaul	1 2	150 H	Jacksonville St.	1 1

Non-Div. I Games:

Eastern Ill.

Average RPI Win: 203		WON-LOST	WINNING	LAST 10	STRENGTH OF		OPP. STRENGTH	TEAM	ADJ	CONF.	ADJ CONF.
Average RPI Loss: 110		RECORD	PCT. RANK	GAMES	SCHEDULE		OF SCHEDULE	RPI	RPI	RPI	RPI
DIV. I ONLY		10-8-1	.55263	110	7-3-0		144	176	130	.50228	134
DIV. I NON-CONF.		3-6-1	.35	212	1-2-0		182	133	216	.44102	217
TOTALS		RPI 1-25	RPI 26-50		W-L RECORDS		RPI 51-100		RPI 101-150		RPI 150+
10-8-1	0-1-0	0-0-0		OVERALL		1-2-0		1-4-1		8-1-0	
6-4-1	0-1-0	0-0-0		HOME		0-1-0		1-1-1		5-1-0	
4-4-0	0-0-0	0-0-0		AWAY		1-1-0		0-3-0		3-0-0	
0-0-0	0-0-0	0-0-0		NEUTRAL		0-0-0		0-0-0		0-0-0	
3-6-1	0-1-0	0-0-0		NON-CONFERENCE		0-1-0		1-3-1		2-1-0	
2-3-1	0-1-0	0-0-0		HOME		0-0-0		1-1-1		1-1-0	
1-3-0	0-0-0	0-0-0		AWAY		0-1-0		0-2-0		1-0-0	
0-0-0	0-0-0	0-0-0		NEUTRAL		0-0-0		0-0-0		0-0-0	
7-2-0	0-0-0	0-0-0		CONFERENCE		1-1-0		0-1-0		6-0-0	
4-1-0	0-0-0	0-0-0		HOME		0-1-0		0-0-0		4-0-0	
3-1-0	0-0-0	0-0-0		AWAY		1-0-0		0-1-0		2-0-0	
0-0-0	0-0-0	0-0-0		NEUTRAL		0-0-0		0-0-0		0-0-0	
RPI S	Opponent	Score		RPI S	Opponent	Score		RPI S	Opponent	Score	
23 H	Princeton	1	4					62 A	Navy	5	4
								62 H	Navy	1	4
								78 A	Va. Commonwealth	0	2
								115 H	Loyola (Md.)	3	1
								125 H	George Washington	1	3
								132 A	Georgetown	1	5
								139 A	Colgate	1	3
								140 H	Columbia	0	0
								144 A	Virginia Tech	2	3
								175 H	Towson	1	2
								206 A	Bucknell	3	0
								207 A	Lehigh	2	1
								209 H	Army	2	1
								209 H	Army	1	0
								229 A	Mt. St. Mary's	1	0
								244 H	Lafayette	4	2
								260 H	Holy Cross	4	1
								284 H	Youngstown St.	4	0
LAST 10 GAMES											
62 H	Navy	1	4	175 H	Towson	1	2				
209 H	Army	1	0	207 A	Lehigh	2	1				
209 H	Army	2	1	62 A	Navy	5	4				
132 A	Georgetown	1	5	244 H	Lafayette	4	2				
206 A	Bucknell	3	0	284 H	Youngstown St.	4	0				

Non-Div. I Games:

American

Average RPI Win: 224		WON-LOST RECORD		WINNING PCT. RANK		LAST 10 GAMES		STRENGTH OF SCHEDULE		OPP. STRENGTH OF SCHEDULE		TEAM RPI		ADJ RPI		CONF. RPI		ADJ CONF. RPI	
DIV. I ONLY		12-5-3		.675 46		4-4-2		238		222		129		.50227 135		13		13	
DIV. I NON-CONF.		6-0-1		.92857 2		0-0-0		285		288		120		.50635 119		15		15	
TOTALS		RPI 1-25		RPI 26-50		W-L RECORDS		RPI 51-100		RPI 101-150		RPI 150+							
12-5-3		0-0-0		0-3-0		OVERALL		0-0-1		2-1-0		10-1-2							
8-2-0		0-0-0		0-1-0		HOME		0-0-0		1-1-0		7-0-0							
3-3-3		0-0-0		0-2-0		AWAY		0-0-1		0-0-0		3-1-2							
1-0-0		0-0-0		0-0-0		NEUTRAL		0-0-0		1-0-0		0-0-0							
6-0-1		0-0-0		0-0-0		NON-CONFERENCE		0-0-0		0-0-0		6-0-1							
4-0-0		0-0-0		0-0-0		HOME		0-0-0		0-0-0		4-0-0							
2-0-1		0-0-0		0-0-		AWAY		0-0-0		0-0-0		2-0-1							
0-0-0		0-0-0		0-0-0		NEUTRAL		0-0-0		0-0-0		0-0-0							
6-5-2		0-0-0		0-3-0		CONFERENCE		0-0-1		2-1-0		4-1-1							
4-2-0		0-0-0		0-1-0		HOME		0-0-0		1-1-0		3-0-0							
1-3-2		0-0-0		0-2-0		AWAY		0-0-1		0-0-0		1-1-1							
1-0-0		0-0-0		0-0-0		NEUTRAL		0-0-0		1-0-0		0-0-0							
RPI S	Opponent	Score		RPI S	Opponent	Score		RPI S	Opponent	Score		RPI S	Opponent	Score					
				36 A	UNC Greensboro	0	2	95 A	Chattanooga	1	1	141 H	East Tenn. St.	2	0				
				36 A	UNC Greensboro	0	1					145 H	Col. of Charleston	1	2				
				43 H	Furman	0	1					145 N	Col. of Charleston	3	1				
												183 H	Wofford	1	0				
												187 H	UNC Asheville	2	1				
												188 A	Davidson	0	0				
												200 A	Western Caro.	1	2				
												219 H	Ga. Southern	1	0				
												238 H	Birmingham-So.	3	0				
												239 H	Elon	4	0				
												245 A	Radford	3	1				
												255 H	Winthrop	7	3				
												271 H	Charleston So.	1	0				
												275 A	Citadel	5	1				
												278 A	Morehead St.	1	1				
												290 A	South Carolina St.	6	0				
LAST 10 GAMES																			
				36 A	UNC Greensboro	0	1	200 A	Western Caro.	1	2								
				145 N	Col. of Charleston	3	1	188 A	Davidson	0	0								
				141 H	East Tenn. St.	2	0	275 A	Citadel	5	1								
				43 H	Furman	0	1	36 A	UNC Greensboro	0	2								
				95 A	Chattanooga	1	1	183 H	Wofford	1	0								

**Non-Div. I Games:**

Appalachian St.

Average RPI Win:		186	WON-LOST		WINNING		LAST 10		STRENGTH OF		OPP. STRENGTH		TEAM		ADJ		CONF.		ADJ CONF.	
Average RPI Loss:		75	RECORD		PCT. RANK		GAMES		SCHEDULE		OF SCHEDULE		RPI		RPI		RPI		RPI	
DIV. I ONLY			10-9-1		.525		129		3-7-0		150		123		141		.50199		136	
DIV. I NON-CONF.			8-2-1		.77273		31		1-1-0		228		262		108		.51579		108	
TOTALS		RPI 1-25		RPI 26-50		W-L RECORDS		RPI 51-100		RPI 101-150		RPI 150+								
10-9-1		0-2-0		1-3-0		OVERALL		2-1-0		1-2-1		6-1-0								
7-2-0		0-1-0		1-1-0		HOME		1-0-0		1-0-0		4-0-0								
3-7-1		0-1-0		0-2-0		AWAY		1-1-0		0-2-1		2-1-0								
0-0-0		0-0-0		0-0-0		NEUTRAL		0-0-0		0-0-0		0-0-0								
8-2-1		0-0-0		0-1-0		NON-CONFERENCE		1-0-0		1-0-1		6-1-0								
5-0-0		0-0-0		0-0-0		HOME		0-0-0		1-0-0		4-0-0								
3-2-1		0-0-0		0-0-		AWAY		1-0-0		0-0-1		2-1-0								
0-0-0		0-0-0		0-0-0		NEUTRAL		0-0-0		0-0-0		0-0-0								
2-7-0		0-2-0		1-2-0		CONFERENCE		1-1-0		0-2-0		0-0-0								
2-2-0		0-1-0		1-1-0		HOME		1-0-0		0-0-0		0-0-0								
0-5-0		0-1-0		0-1-0		AWAY		0-1-0		0-2-0		0-0-0								
0-0-0		0-0-0		0-0-0		NEUTRAL		0-0-0		0-0-0		0-0-0								
RPI	S	Opponent		Score		RPI	S	Opponent		Score		RPI	S	Opponent		Score				
8	H	Tennessee		0 3		27	A	Texas		3 4		61	A	Kentucky		0 2				
13	A	Auburn		0 2		29	H	Mississippi		0 3		76	H	Mississippi St.		2 1				
						35	H	Georgia		4 1		92	A	Southeastern La.		2 1				
						46	A	Vanderbilt		0 1										

Non-Div. I Games:

LSU



Average RPI Win: 96		WON-LOST RECORD		WINNING PCT. RANK		LAST 10 GAMES		STRENGTH OF SCHEDULE		OPP. STRENGTH OF SCHEDULE		TEAM RPI		ADJ RPI		CONF. RPI		ADJ CONF. RPI					
Average RPI Loss: 59																							
DIV. I ONLY		4-12-2		.27778 246		1-8-1		37		43		144		.50159 137		4		4					
DIV. I NON-CONF.		4-4-0		.5 133		1-1-0		32		90		70		.55438 70		3		3					
TOTALS		RPI 1-25		RPI 26-50		W-L RECORDS		RPI 51-100		RPI 101-150		RPI 150+											
4-12-2		0-3-0		2-3-1		OVERALL		0-4-0		1-2-1		1-0-0											
1-7-0		0-1-0		0-1-0		HOME		0-4-0		0-1-0		1-0-0											
0-5-2		0-2-0		0-2-1		AWAY		0-0-0		0-1-1		0-0-0											
3-0-0		0-0-0		2-0-0		NEUTRAL		0-0-0		1-0-0		0-0-0											
4-4-0		0-0-0		2-1-0		NON-CONFERENCE		0-1-0		1-2-0		1-0-0											
1-2-0		0-0-0		0-0-0		HOME		0-1-0		0-1-0		1-0-0											
0-2-0		0-0-0		0-0-		AWAY		0-0-0		0-1-0		0-0-0											
3-0-0		0-0-0		2-0-0		NEUTRAL		0-0-0		1-0-0		0-0-0											
0-8-2		0-3-0		0-2-1		CONFERENCE		0-3-0		0-0-1		0-0-0											
0-5-0		0-1-0		0-1-0		HOME		0-3-0		0-0-0		0-0-0											
0-3-2		0-2-0		0-1-1		AWAY		0-0-0		0-0-1		0-0-0											
0-0-0		0-0-0		0-0-0		NEUTRAL		0-0-0		0-0-0		0-0-0											
RPI	S	Opponent		Score		RPI	S	Opponent		Score		RPI	S	Opponent		Score							
5	A	Penn St.		0	4	28	A	Nebraska		0	3	52	H	Missouri		0	3	112	A	Minnesota	2	2	
16	H	Illinois		0	2	33	H	Purdue		1	4	74	H	Wisconsin		1	2	119	H	Wis.-Milwaukee		1	3
19	A	Michigan		0	1	42	N	Rutgers		2	1	82	H	Northwestern		1	3	128	N	Drake		4	0
						47	A	Ohio St.		1	1	91	H	Indiana		0	1	142	A	Creighton		1	2
						48	N	Brigham Young		3	2							164	H	Northern Iowa		4	0
						49	A	Michigan St.		0	4												
						LAST 10 GAMES																	
						164	H	Northern Iowa		4	0	74	H	Wisconsin		1	2						
						119	H	Wis.-Milwaukee		1	3	33	H	Purdue		1	4						
						49	A	Michigan St.		0	4	91	H	Indiana		0	1						
						19	A	Michigan		0	1	82	H	Northwestern		1	3						
						112	A	Minnesota		2	2	16	H	Illinois		0	2						

Non-Div. I Games:

Iowa

Average RPI Win:		170	WON-LOST RECORD		WINNING PCT. RANK	LAST 10 GAMES		STRENGTH OF SCHEDULE		OPP. STRENGTH OF SCHEDULE	TEAM RPI	ADJ RPI	CONF. RPI	ADJ CONF. RPI			
Average RPI Loss:		62															
DIV. I ONLY			6-9-2		.41176	202		67		109		138		.50131			
DIV. I NON-CONF.			6-9-2		.41176	187		85		106		129		.50131			
TOTALS		RPI 1-25		RPI 26-50		W-L RECORDS		RPI 51-100		RPI 101-150		RPI 150+					
6-9-2		0-2-0		0-3-0		OVERALL		1-3-0		1-0-1		4-1-1					
4-5-2		0-1-0		0-2-0		HOME		1-2-0		1-0-1		2-0-1					
1-3-0		0-0-0		0-1-0		AWAY		0-1-0		0-0-0		1-1-0					
1-1-0		0-1-0		0-0-0		NEUTRAL		0-0-0		0-0-0		1-0-0					
6-9-2		0-2-0		0-3-0		NON-CONFERENCE		1-3-0		1-0-1		4-1-1					
4-5-2		0-1-0		0-2-0		HOME		1-2-0		1-0-1		2-0-1					
1-3-0		0-0-0		0-0-		AWAY		0-1-0		0-0-0		1-1-0					
1-1-0		0-1-0		0-0-0		NEUTRAL		0-0-0		0-0-0		1-0-0					
0-0-0		0-0-0		0-0-0		CONFERENCE		0-0-0		0-0-0		0-0-0					
0-0-0		0-0-0		0-0-0		HOME		0-0-0		0-0-0		0-0-0					
0-0-0		0-0-0		0-0-0		AWAY		0-0-0		0-0-0		0-0-0					
0-0-0		0-0-0		0-0-0		NEUTRAL		0-0-0		0-0-0		0-0-0					
RPI	S	Opponent		Score		RPI	S	Opponent		Score		RPI	S	Opponent		Score	
18	N	Texas A&M		0	2	44	A	Fla. Atlantic		0	1	57	A	Southern Methodist		1	2
25	H	Pepperdine		0	3	45	H	Washington		0	1	66	H	Boston U.		3	2
						49	H	Michigan St.		1	2	75	H	DePaul		1	2
												89	H	California		0	1
														121 H UNLV		0	0
														128 H Drake		2	1
														160 A Air Force		1	2
														176 H San Diego St.		3	2
														190 A New Mexico		3	0
														193 H Montana		1	0
														218 H Fairfield		1	1
														265 N Northern Ill.		3	0
LAST 10 GAMES																	
49	H	Michigan St.		1	2	176	H	San Diego St.		3	2						
44	A	Fla. Atlantic		0	1	75	H	DePaul		1	2						
190	A	New Mexico		3	0	193	H	Montana		1	0						
160	A	Air Force		1	2	89	H	California		0	1						
121	H	UNLV		0	0	25	H	Pepperdine		0	3						

Non-Div. I Games: Northern Colo. 1 0

Colorado Col.

Average RPI Win: 222		WON-LOST RECORD		WINNING PCT. RANK		LAST 10 GAMES		STRENGTH OF SCHEDULE		OPP. STRENGTH OF SCHEDULE		TEAM RPI		ADJ RPI		CONF. RPI		ADJ CONF. RPI	
DIV. I ONLY		11-8-1		.575 92		5-4-1		181		153		140		.50128 139		20		20	
DIV. I NON-CONF.		6-6-0		.5 133		1-3-0		205		135		169		.47436 164		21		21	
TOTALS		RPI 1-25		RPI 26-50		W-L RECORDS		RPI 51-100		RPI 101-150		RPI 150+							
11-8-1		0-2-0		0-1-0		OVERALL		0-3-0		2-2-0		9-0-1							
5-1-1		0-0-0		0-0-0		HOME		0-0-0		1-1-0		4-0-1							
6-5-0		0-1-0		0-1-0		AWAY		0-2-0		1-1-0		5-0-0							
0-2-0		0-1-0		0-0-0		NEUTRAL		0-1-0		0-0-0		0-0-0							
6-6-0		0-2-0		0-1-0		NON-CONFERENCE		0-1-0		1-2-0		5-0-0							
3-1-0		0-0-0		0-0-0		HOME		0-0-0		0-1-0		3-0-0							
3-4-0		0-1-0		0-0-		AWAY		0-1-0		1-1-0		2-0-0							
0-1-0		0-1-0		0-0-0		NEUTRAL		0-0-0		0-0-0		0-0-0							
5-2-1		0-0-0		0-0-0		CONFERENCE		0-2-0		1-0-0		4-0-1							
2-0-1		0-0-0		0-0-0		HOME		0-0-0		1-0-0		1-0-1							
3-1-0		0-0-0		0-0-0		AWAY		0-1-0		0-0-0		3-0-0							
0-1-0		0-0-0		0-0-0		NEUTRAL		0-1-0		0-0-0		0-0-0							
RPI S	Opponent		Score		RPI S	Opponent		Score		RPI S	Opponent		Score		RPI S	Opponent		Score	
15 N	Villanova		0	1	48 A	Brigham Young		0	2	59 A	Yale		2	3	107 H	Syracuse		1	2
24 A	Utah		2	3						62 A	Navy		0	1	120 A	Cornell		1	2
										62 N	Navy		2	3	134 H	American		3	1
															140 A	Columbia		3	1
															182 A	Vermont		2	1
															206 A	Bucknell		1	0
															207 H	Lehigh		0	0
															209 A	Army		2	0
															218 A	Fairfield		1	0
															244 A	Lafayette		3	1
															260 H	Holy Cross		5	0
															280 H	Albany (N.Y.)		4	0
															284 H	Youngstown St.		6	0
															287 H	Canisius		5	0
				LAST 10 GAMES															
				62 N	Navy	2	3	209 A	Army	2	0								
				244 A	Lafayette	3	1	59 A	Yale	2	3								
				207 H	Lehigh	0	0	260 H	Holy Cross	5	0								
				107 H	Syracuse	1	2	120 A	Cornell	1	2								
				182 A	Vermont	2	1	134 H	American	3	1								

Non-Div. I Games:

Colgate

Average RPI Win:	181	WON-LOST	WINNING	LAST 10	STRENGTH OF	OPP. STRENGTH	TEAM	ADJ	CONF.	ADJ CONF.	
Average RPI Loss:	92	RECORD	PCT. RANK	GAMES	SCHEDULE	OF SCHEDULE	RPI	RPI	RPI	RPI	
DIV. I ONLY	6-8-3	.44118	188	4-4-2	88	97	139	.50087	140	7	7
DIV. I NON-CONF.	5-4-1	.55	122	3-0-0	159	175	134	.49449	139	8	8
TOTALS	RPI 1-25	RPI 26-50	W-L RECORDS	RPI 51-100	RPI 101-150	RPI 150+					
6-8-3	0-1-0	0-0-1	OVERALL	1-4-1	0-2-1	5-1-0					
3-4-1	0-0-0	0-0-0	HOME	1-2-1	0-1-0	2-1-0					
3-4-2	0-1-0	0-0-1	AWAY	0-2-0	0-1-1	3-0-0					
0-0-0	0-0-0	0-0-0	NEUTRAL	0-0-0	0-0-0	0-0-0					
5-4-1	0-0-0	0-0-0	NON-CONFERENCE	0-2-0	0-1-1	5-1-0					
2-2-0	0-0-0	0-0-0	HOME	0-0-0	0-1-0	2-1-0					
3-2-1	0-0-0	0-0-	AWAY	0-2-0	0-0-1	3-0-0					
0-0-0	0-0-0	0-0-0	NEUTRAL	0-0-0	0-0-0	0-0-0					
1-4-2	0-1-0	0-0-1	CONFERENCE	1-2-1	0-1-0	0-0-0					
1-2-1	0-0-0	0-0-0	HOME	1-2-1	0-0-0	0-0-0					
0-2-1	0-1-0	0-0-1	AWAY	0-0-0	0-1-0	0-0-0					
0-0-0	0-0-0	0-0-0	NEUTRAL	0-0-0	0-0-0	0-0-0					
RPI S Opponent	Score	RPI S Opponent	Score	RPI S Opponent	Score	RPI S Opponent	Score				
23 A Princeton	0 3	34 A Dartmouth	1 1	55 H Harvard	1 2	120 A Cornell	0 3				
				59 H Yale	2 1	134 A American	0 0				
				60 A Miami (Fla.)	0 2	139 H Colgate	1 3				
				62 A Navy	1 3	152 A Fordham	2 1				
				65 H Brown	2 3	171 H Seton Hall	1 0				
				69 H Pennsylvania	1 1	181 A Fairleigh Dickinson	2 1				
						209 H Army	1 2				
						251 A Florida Int'l	1 0				
						270 H Manhattan	2 1				
LAST 10 GAMES											
55 H Harvard	1 2	181 A Fairleigh Dickinson	2 1								
59 H Yale	2 1	69 H Pennsylvania	1 1								
171 H Seton Hall	1 0	270 H Manhattan	2 1								
34 A Dartmouth	1 1	65 H Brown	2 3								
23 A Princeton	0 3	120 A Cornell	0 3								

Non-Div. I Games:

Columbia

Average RPI Win: 229		WON-LOST	WINNING	LAST 10	STRENGTH OF		OPP. STRENGTH	TEAM	ADJ	CONF.	ADJ CONF.
Average RPI Loss: 99		RECORD	PCT. RANK	GAMES	SCHEDULE		OF SCHEDULE	RPI	RPI	RPI	RPI
DIV. I ONLY		12-6-0	.66667	52	6-4-0		256	190	142	.49992	141
DIV. I NON-CONF.		5-1-0	.83333	11	0-0-0		287	257	156	.4846	152
TOTALS		RPI 1-25	RPI 26-50		W-L RECORDS		RPI 51-100		RPI 101-150		RPI 150+
12-6-0	0-0-0	0-2-0		OVERALL		0-2-0		1-1-0		11-1-0	
7-1-0	0-0-0	0-1-0		HOME		0-0-0		1-0-0		6-0-0	
4-4-0	0-0-0	0-1-0		AWAY		0-1-0		0-1-0		4-1-0	
1-1-0	0-0-0	0-0-0		NEUTRAL		0-1-0		0-0-0		1-0-0	
5-1-0	0-0-0	0-0-0		NON-CONFERENCE		0-0-0		0-0-0		5-1-0	
2-0-0	0-0-0	0-0-0		HOME		0-0-0		0-0-0		2-0-0	
2-1-0	0-0-0	0-0-		AWAY		0-0-0		0-0-0		2-1-0	
1-0-0	0-0-0	0-0-0		NEUTRAL		0-0-0		0-0-0		1-0-0	
7-5-0	0-0-0	0-2-0		CONFERENCE		0-2-0		1-1-0		6-0-0	
5-1-0	0-0-0	0-1-0		HOME		0-0-0		1-0-0		4-0-0	
2-3-0	0-0-0	0-1-0		AWAY		0-1-0		0-1-0		2-0-0	
0-1-0	0-0-0	0-0-0		NEUTRAL		0-1-0		0-0-0		0-0-0	
RPI S	Opponent	Score	RPI S	Opponent	Score	RPI S	Opponent	Score	RPI S	Opponent	Score
			36 A	UNC Greensboro	0 1	95 A	Chattanooga	0 1	135 A	Appalachian St.	0 2
			43 H	Furman	1 2	95 N	Chattanooga	1 3	145 H	Col. of Charleston	2 1
									183 H	Wofford	3 2
									187 A	UNC Asheville	1 2
									188 A	Davidson	2 1
									200 A	Western Caro.	2 1
									219 H	Ga. Southern	3 2
									239 H	Elon	3 1
									245 H	Radford	1 0
									255 A	Winthrop	3 0
									259 A	Austin Peay	2 0
									267 H	Belmont	5 0
									269 N	Lipscomb	3 0
									275 H	Citadel	6 0
LAST 10 GAMES											
			95 N	Chattanooga	1 3	183 H	Wofford	3 2			
			135 A	Appalachian St.	0 2	95 A	Chattanooga	0 1			
			188 A	Davidson	2 1	200 A	Western Caro.	2 1			
			36 A	UNC Greensboro	0 1	219 H	Ga. Southern	3 2			
			239 H	Elon	3 1	275 H	Citadel	6 0			

Non-Div. I Games:

East Tenn. St.

Average RPI Win: 193		WON-LOST	WINNING	LAST 10	STRENGTH OF	OPP. STRENGTH	TEAM	ADJ	CONF.	ADJ CONF.		
Average RPI Loss: 149		RECORD	PCT. RANK	GAMES	SCHEDULE	OF SCHEDULE	RPI	RPI	RPI	RPI		
DIV. I ONLY		10-6-4	.6	76	5-2-2	194	184	134	.4995	142	17	16
DIV. I NON-CONF.		5-3-2	.6	97	0-0-0	260	170	167	.47159	172	16	16
<hr/>												
TOTALS		RPI 1-25		RPI 26-50		W-L RECORDS		RPI 51-100		RPI 101-150		RPI 150+
10-6-4		0-0-0		0-0-0		OVERALL		0-1-2		3-3-1		7-2-1
4-0-1		0-0-0		0-0-0		HOME		0-0-1		2-0-0		2-0-0
5-5-3		0-0-0		0-0-0		AWAY		0-1-0		0-3-1		5-1-1
1-1-1		0-0-0		0-0-0		NEUTRAL		0-0-1		1-0-0		0-1-0
5-3-2		0-0-0		0-0-0		NON-CONFERENCE		0-0-1		2-1-1		3-2-0
2-0-1		0-0-0		0-0-0		HOME		0-0-1		2-0-0		0-0-0
3-2-1		0-0-0		0-0-		AWAY		0-0-0		0-1-1		3-1-0
0-1-0		0-0-0		0-0-0		NEUTRAL		0-0-0		0-0-0		0-1-0
5-3-2		0-0-0		0-0-0		CONFERENCE		0-1-1		1-2-0		4-0-1
2-0-0		0-0-0		0-0-0		HOME		0-0-0		0-0-0		2-0-0
2-3-1		0-0-0		0-0-0		AWAY		0-1-0		0-2-0		2-0-1
1-0-1		0-0-0		0-0-0		NEUTRAL		0-0-1		1-0-0		0-0-0
RPI	S	Opponent	Score	RPI	S	Opponent	Score	RPI	S	Opponent	Score	
						80 H	Western Mich.	0	0	104 H	Wyoming	2 0
						93 A	Illinois St.	1	2	112 A	Minnesota	1 1
						93 N	Illinois St.	0	0	122 A	Southwest Mo. St.	0 1
										125 A	George Washington	0 1
										128 A	Drake	0 3
										128 N	Drake	1 0
										137 H	Iowa	2 1
										159 N	Buffalo	0 1
										164 A	Northern Iowa	1 1
										164 A	Northern Iowa	2 1
										192 A	Wis.-Green Bay	4 2
										196 H	Indiana St.	3 1
										223 H	Evansville	4 0
										241 A	Drury	1 0
										265 A	Northern Ill.	0 1
										268 A	Western Ill.	3 0
										276 A	Howard	5 1
<hr/>												
LAST 10 GAMES												
						93 N	Illinois St.	0	0	196 H	Indiana St.	3 1
						128 N	Drake	1	0	223 H	Evansville	4 0
						164 A	Northern Iowa	2	1	122 A	Southwest Mo. St.	0 1
						164 A	Northern Iowa	1	1	241 A	Drury	1 0
						93 A	Illinois St.	1	2	128 A	Drake	0 3

Non-Div. I Games: Northern Colo. 5 1

Creighton

Average RPI Win: 196		WON-LOST	WINNING	LAST 10	STRENGTH OF		OPP. STRENGTH	TEAM	ADJ	CONF.	ADJ CONF.
Average RPI Loss: 142		RECORD	PCT. RANK	GAMES	SCHEDULE		OF SCHEDULE	RPI	RPI	RPI	RPI
DIV. I ONLY		12-5-3	.675	46	4-4-2		255	168	132	.49866	143
DIV. I NON-CONF.		4-2-1	.64286	80	1-1-0		281	162	182	.46565	178
TOTALS		RPI 1-25	RPI 26-50		W-L RECORDS		RPI 51-100		RPI 101-150		RPI 150+
12-5-3	0-0-0	0-1-0		OVERALL		1-0-0		2-0-0		9-4-3	
8-2-1	0-0-0	0-1-0		HOME		1-0-0		2-0-0		5-1-1	
4-3-2	0-0-0	0-0-0		AWAY		0-0-0		0-0-0		4-3-1	
0-0-1	0-0-0	0-0-0		NEUTRAL		0-0-0		0-0-0		0-0-1	
4-2-1	0-0-0	0-1-0		NON-CONFERENCE		0-0-0		1-0-0		3-1-1	
3-1-0	0-0-0	0-1-0		HOME		0-0-0		1-0-0		2-0-0	
1-1-0	0-0-0	0-0-		AWAY		0-0-0		0-0-0		1-1-0	
0-0-1	0-0-0	0-0-0		NEUTRAL		0-0-0		0-0-0		0-0-1	
8-3-2	0-0-0	0-0-0		CONFERENCE		1-0-0		1-0-0		6-3-2	
5-1-1	0-0-0	0-0-0		HOME		1-0-0		1-0-0		3-1-1	
3-2-1	0-0-0	0-0-0		AWAY		0-0-0		0-0-0		3-2-1	
0-0-0	0-0-0	0-0-0		NEUTRAL		0-0-0		0-0-0		0-0-0	
RPI S	Opponent	Score	RPI S	Opponent	Score	RPI S	Opponent	Score	RPI S	Opponent	Score
			49 H	Michigan St.	0 2	80 H	Western Mich.	3 2	106 H	Campbell	3 0
									124 H	Ball St.	1 0
									158 A	Eastern Mich.	1 2
									159 A	Buffalo	0 1
									163 A	Central Mich.	1 0
									169 H	Ohio	2 0
									169 H	Ohio	0 1
									173 A	Arizona	0 3
									179 A	Bowling Green	0 0
									195 H	Miami (Ohio)	0 0
									199 A	Akron	1 0
									216 A	Toledo	3 1
									226 N	Weber St.	1 1
									239 H	Elon	2 1
									250 H	Valparaiso	2 0
									258 H	Marshall	1 0
									265 H	Northern Ill.	3 0
									277 A	Robert Morris	3 0
LAST 10 GAMES											
			169 H	Ohio	0 1	158 A	Eastern Mich.	1 2			
			250 H	Valparaiso	2 0	124 H	Ball St.	1 0			
			49 H	Michigan St.	0 2	195 H	Miami (Ohio)	0 0			
			159 A	Buffalo	0 1	265 H	Northern Ill.	3 0			
			179 A	Bowling Green	0 0	80 H	Western Mich.	3 2			

Non-Div. I Games:

Kent St.

Average RPI Win: 177		WON-LOST	WINNING	LAST 10	STRENGTH OF		OPP. STRENGTH	TEAM	ADJ	CONF.	ADJ CONF.
Average RPI Loss: 71		RECORD	PCT. RANK	GAMES	SCHEDULE		OF SCHEDULE	RPI	RPI	RPI	RPI
DIV. I ONLY		9-9-0	.5	141	4-6-0		171	71	146	.49812	144
DIV. I NON-CONF.		7-1-0	.875	7	3-0-0		253	173	76	.5461	77
TOTALS		RPI 1-25	RPI 26-50		W-L RECORDS		RPI 51-100		RPI 101-150		RPI 150+
9-9-0		0-3-0	0-1-0		OVERALL		1-2-0		3-2-0		5-1-0
3-4-0		0-1-0	0-1-0		HOME		1-1-0		2-1-0		0-0-0
6-5-0		0-2-0	0-0-0		AWAY		0-1-0		1-1-0		5-1-0
0-0-0		0-0-0	0-0-0		NEUTRAL		0-0-0		0-0-0		0-0-0
7-1-0		0-0-0	0-0-0		NON-CONFERENCE		0-1-0		2-0-0		5-0-0
2-0-0		0-0-0	0-0-0		HOME		0-0-0		2-0-0		0-0-0
5-1-0		0-0-0	0-0-		AWAY		0-1-0		0-0-0		5-0-0
0-0-0		0-0-0	0-0-0		NEUTRAL		0-0-0		0-0-0		0-0-0
2-8-0		0-3-0	0-1-0		CONFERENCE		1-1-0		1-2-0		0-1-0
1-4-0		0-1-0	0-1-0		HOME		1-1-0		0-1-0		0-0-0
1-4-0		0-2-0	0-0-0		AWAY		0-0-0		1-1-0		0-1-0
0-0-0		0-0-0	0-0-0		NEUTRAL		0-0-0		0-0-0		0-0-0
RPI S	Opponent	Score	RPI S	Opponent	Score	RPI S	Opponent	Score	RPI S	Opponent	Score
7	H Connecticut	3 5	42	H Rutgers	0 1	60	H Miami (Fla.)	0 2	107	A Syracuse	1 2
15	A Villanova	1 2				71	H St. John's (N.Y.)	3 2	117	H James Madison	3 0
21	A Boston College	0 1				81	A George Mason	2 4	130	A Providence	1 0
									132	H Georgetown	0 1
									134	H American	3 2
									171	A Seton Hall	3 4
									191	A Old Dominion	2 0
									195	A Miami (Ohio)	2 0
									245	A Radford	2 0
									248	A Liberty	2 1
									258	A Marshall	3 0
LAST 10 GAMES											
	21 A Boston College	0 1		60 H Miami (Fla.)	0 2						
	130 A Providence	1 0		245 A Radford	2 0						
	42 H Rutgers	0 1		171 A Seton Hall	3 4						
	132 H Georgetown	0 1		248 A Liberty	2 1						
	191 A Old Dominion	2 0		7 H Connecticut	3 5						

Non-Div. I Games:

Virginia Tech



Average RPI Win:	221	WON-LOST RECORD	WINNING PCT. RANK	LAST 10 GAMES	STRENGTH OF SCHEDULE	OPP. STRENGTH OF SCHEDULE	TEAM RPI	ADJ RPI	CONF. RPI	ADJ CONF. RPI		
DIV. I ONLY		11-7-2	.6	76	5-3-2	199	193	143	.49798	145	13	13
DIV. I NON-CONF.		4-3-1	.5625	111	1-1-1	255	225	190	.46091	188	15	15
<hr/>												
TOTALS	RPI 1-25	RPI 26-50		W-L RECORDS		RPI 51-100		RPI 101-150		RPI 150+		
11-7-2	0-0-0	0-3-1		OVERALL		1-1-0		1-2-0		9-1-1		
9-3-2	0-0-0	0-1-1		HOME		1-1-0		0-0-0		8-1-1		
2-3-0	0-0-0	0-2-0		AWAY		0-0-0		1-1-0		1-0-0		
0-1-0	0-0-0	0-0-0		NEUTRAL		0-0-0		0-1-0		0-0-0		
<hr/>												
4-3-1	0-0-0	0-2-0		NON-CONFERENCE		0-1-0		0-0-0		4-0-1		
4-2-1	0-0-0	0-1-0		HOME		0-1-0		0-0-0		4-0-1		
0-1-0	0-0-0	0-0-		AWAY		0-0-0		0-0-0		0-0-0		
0-0-0	0-0-0	0-0-0		NEUTRAL		0-0-0		0-0-0		0-0-0		
<hr/>												
7-4-1	0-0-0	0-1-1		CONFERENCE		1-0-0		1-2-0		5-1-0		
5-1-1	0-0-0	0-0-1		HOME		1-0-0		0-0-0		4-1-0		
2-2-0	0-0-0	0-1-0		AWAY		0-0-0		1-1-0		1-0-0		
0-1-0	0-0-0	0-0-0		NEUTRAL		0-0-0		0-1-0		0-0-0		
<hr/>												
RPI	S	Opponent	Score	RPI	S	Opponent	Score	RPI	S	Opponent	Score	
				26	A	Clemson	0 6					
				36	A	UNC Greensboro	1 5					
				43	H	Furman	0 0					
				50	H	North Carolina St.	1 2					

Non-Div. I Games:

Col. of Charleston



Average RPI Win:	214	WON-LOST	WINNING	LAST 10	STRENGTH OF	OPP. STRENGTH	TEAM	ADJ	CONF.	ADJ CONF.	
Average RPI Loss:	87	RECORD	PCT. RANK	GAMES	SCHEDULE	OF SCHEDULE	RPI	RPI	RPI	RPI	
DIV. I ONLY	11-6-2	.63158	58	6-2-1	240	169	145	.49613	147	27	27
DIV. I NON-CONF.	6-4-1	.59091	106	1-0-0	179	119	119	.50596	120	27	27
<hr/>											
TOTALS	RPI 1-25	RPI 26-50		W-L RECORDS	RPI 51-100		RPI 101-150		RPI 150+		
11-6-2	0-0-0	0-1-0		OVERALL	1-3-0		1-1-1		9-1-1		
8-2-1	0-0-0	0-0-0		HOME	1-1-0		1-0-0		6-1-1		
3-3-1	0-0-0	0-0-0		AWAY	0-2-0		0-1-1		3-0-0		
0-1-0	0-0-0	0-1-0		NEUTRAL	0-0-0		0-0-0		0-0-0		
<hr/>											
6-4-1	0-0-0	0-1-0		NON-CONFERENCE	1-1-0		1-1-1		4-1-0		
5-1-0	0-0-0	0-0-0		HOME	1-0-0		1-0-0		3-1-0		
1-2-1	0-0-0	0-0-		AWAY	0-1-0		0-1-1		1-0-0		
0-1-0	0-0-0	0-1-0		NEUTRAL	0-0-0		0-0-0		0-0-0		
<hr/>											
5-2-1	0-0-0	0-0-0		CONFERENCE	0-2-0		0-0-0		5-0-1		
3-1-1	0-0-0	0-0-0		HOME	0-1-0		0-0-0		3-0-1		
2-1-0	0-0-0	0-0-0		AWAY	0-1-0		0-0-0		2-0-0		
0-0-0	0-0-0	0-0-0		NEUTRAL	0-0-0		0-0-0		0-0-0		
<hr/>											
RPI S	Opponent	Score	RPI S	Opponent	Score	RPI S	Opponent	Score	RPI S	Opponent	Score
			40 N	Oklahoma St.	0 2	56 A	Oklahoma	0 2	111 H	Hawaii	1 0
						63 A	Oakland	1 3	116 A	Arkansas	1 3
						63 H	Oakland	1 3	122 A	Southwest Mo. St.	0 0
						90 H	Stephen F. Austin	5 0	153 H	Texas Tech	3 0
									182 H	Vermont	1 2
									205 H	Centenary (La.)	1 1
									205 H	Centenary (La.)	2 1
									221 H	Tulsa	2 1
									241 A	Drury	2 1
									250 H	Valparaiso	4 1
									252 H	McNeese St.	2 0
									268 H	Western Ill.	4 1
									279 A	IUPUI	2 0
									285 A	Southern Utah	2 0
<hr/>											
			LAST 10 GAMES								
			63 H	Oakland	1 3	205 H	Centenary (La.)	2 1			
			205 H	Centenary (La.)	1 1	63 A	Oakland	1 3			
			221 H	Tulsa	2 1	268 H	Western Ill.	4 1			
			285 A	Southern Utah	2 0	279 A	IUPUI	2 0			
			250 H	Valparaiso	4 1	111 H	Hawaii	1 0			

Non-Div. I Games: Northeastern St. 5 0

Oral Roberts

Average RPI Win:		185	WON-LOST RECORD		WINNING PCT. RANK		LAST 10 GAMES		STRENGTH OF SCHEDULE		OPP. STRENGTH OF SCHEDULE		TEAM RPI		ADJ RPI		CONF. RPI		ADJ CONF. RPI				
Average RPI Loss:		107																					
DIV. I ONLY			9-8-2		.52632 124		4-4-2		168		128		147		.49339 148		10		10				
DIV. I NON-CONF.			6-4-0		.6 97		1-0-0		175		169		123		.50205 128		10		10				
TOTALS		RPI 1-25		RPI 26-50		W-L RECORDS		RPI 51-100		RPI 101-150		RPI 150+											
9-8-2		0-0-0		0-1-0		OVERALL		1-3-1		2-2-0		6-2-1											
4-4-1		0-0-0		0-1-0		HOME		1-1-1		0-1-0		3-1-0											
5-3-1		0-0-0		0-0-0		AWAY		0-2-0		2-0-0		3-1-1											
0-1-0		0-0-0		0-0-0		NEUTRAL		0-0-0		0-1-0		0-0-0											
6-4-0		0-0-0		0-1-0		NON-CONFERENCE		0-0-0		2-1-0		4-2-0											
2-2-0		0-0-0		0-1-0		HOME		0-0-0		0-0-0		2-1-0											
4-1-0		0-0-0		0-0-		AWAY		0-0-0		2-0-0		2-1-0											
0-1-0		0-0-0		0-0-0		NEUTRAL		0-0-0		0-1-0		0-0-0											
3-4-2		0-0-0		0-0-0		CONFERENCE		1-3-1		0-1-0		2-0-1											
2-2-1		0-0-0		0-0-0		HOME		1-1-1		0-1-0		1-0-0											
1-2-1		0-0-0		0-0-0		AWAY		0-2-0		0-0-0		1-0-1											
0-0-0		0-0-0		0-0-0		NEUTRAL		0-0-0		0-0-0		0-0-0											
RPI	S	Opponent		Score		RPI	S	Opponent		Score		RPI	S	Opponent		Score							
						36	H	UNC Greensboro		1	2	51	A	Hofstra		0	1	106	A	Campbell		4	1
												68	A	William & Mary		1	4	108	A	Charlotte		1	0
												78	H	Va. Commonwealth		2	2	117	H	James Madison		1	2
												81	H	George Mason		2	1	129	N	East Caro.		0	1
												94	H	Delaware		0	2	174	H	Gardner-Webb		0	1
																		175	H	Towson		1	0
																		187	A	UNC Asheville		0	2
																		191	A	Old Dominion		0	0
																		215	H	High Point		3	1
																		237	A	Coastal Caro.		2	1
																		239	A	Elon		4	1
																		248	H	Liberty		2	0
																		256	A	Drexel		2	1
						LAST 10 GAMES																	
						175	H	Towson		1	0	81	H	George Mason		2	1						
						94	H	Delaware		0	2	237	A	Coastal Caro.		2	1						
						68	A	William & Mary		1	4	51	A	Hofstra		0	1						
						191	A	Old Dominion		0	0	256	A	Drexel		2	1						
						117	H	James Madison		1	2	78	H	Va. Commonwealth		2	2						

Non-Div. I Games:

UNC Wilmington

Average RPI Win: 211		WON-LOST	WINNING	LAST 10	STRENGTH OF	OPP. STRENGTH	TEAM	ADJ	CONF.	ADJ CONF.							
Average RPI Loss: 111		RECORD	PCT. RANK	GAMES	SCHEDULE	OF SCHEDULE	RPI	RPI	RPI	RPI							
DIV. I ONLY		9-7-2	.55556	108	5-3-2	182	178	149	.49233	149	12	12					
DIV. I NON-CONF.		5-4-0	.55556	116	1-0-0	221	223	172	.47041	174	12	12					
<hr/>																	
TOTALS		RPI 1-25		RPI 26-50		W-L RECORDS		RPI 51-100		RPI 101-150		RPI 150+					
9-7-2		0-1-0		0-1-0		OVERALL		2-1-0		0-1-2		7-3-0					
6-2-1		0-1-0		0-0-0		HOME		2-0-0		0-0-1		4-1-0					
2-5-1		0-0-0		0-1-0		AWAY		0-1-0		0-1-1		2-2-0					
1-0-0		0-0-0		0-0-0		NEUTRAL		0-0-0		0-0-0		1-0-0					
5-4-0		0-1-0		0-0-0		NON-CONFERENCE		1-0-0		0-1-0		4-2-0					
2-2-0		0-1-0		0-0-0		HOME		1-0-0		0-0-0		1-1-0					
2-2-0		0-0-0		0-0-		AWAY		0-0-0		0-1-0		2-1-0					
1-0-0		0-0-0		0-0-0		NEUTRAL		0-0-0		0-0-0		1-0-0					
4-3-2		0-0-0		0-1-0		CONFERENCE		1-1-0		0-0-2		3-1-0					
4-0-1		0-0-0		0-0-0		HOME		1-0-0		0-0-1		3-0-0					
0-3-1		0-0-0		0-1-0		AWAY		0-1-0		0-0-1		0-1-0					
0-0-0		0-0-0		0-0-0		NEUTRAL		0-0-0		0-0-0		0-0-0					
RPI	S	Opponent		Score		RPI	S	Opponent		Score		RPI	S	Opponent		Score	
24	H	Utah		0 1		30	A	Cal Poly		0 2		73	A	UC Santa Barb.		1 4	
												97	H	Cal St. Fullerton		2 0	
												100	H	Gonzaga		1 0	
												102	A	UC Irvine		0 0	
												103	H	UC Riverside		0 0	
												121	A	UNLV		0 2	
												154	A	Long Beach St.		0 3	
												178	H	Idaho St.		0 1	
												194	A	Portland St.		0 1	
												217	H	Cal St. Northridge		3 0	
												225	H	Pacific (Cal.)		2 1	
												226	A	Weber St.		2 1	
												236	N	Northern Ariz.		1 0	
												247	H	Idaho		1 0	
												266	H	Nevada		4 0	
												285	A	Southern Utah		2 0	
<hr/>																	
LAST 10 GAMES																	
						73	A	UC Santa Barb.		1 4		154	A	Long Beach St.		0 3	
						30	A	Cal Poly		0 2		247	H	Idaho		1 0	
						103	H	UC Riverside		0 0		225	H	Pacific (Cal.)		2 1	
						97	H	Cal St. Fullerton		2 0		217	H	Cal St. Northridge		3 0	
						102	A	UC Irvine		0 0		236	N	Northern Ariz.		1 0	

Non-Div. I Games: Northern Colo. 2 0

Utah St.

Average RPI Win:	233	WON-LOST RECORD	WINNING PCT. RANK	LAST 10 GAMES	STRENGTH OF SCHEDULE	OPP. STRENGTH OF SCHEDULE	TEAM RPI	ADJ RPI	CONF. RPI	ADJ CONF. RPI					
DIV. I ONLY		9-5-4	.61111	73	5-2-2	232	229	150	.48881	150	22	22			
DIV. I NON-CONF.		4-3-1	.5625	111	0-0-0	258	206	189	.45971	190	23	23			
<hr/>															
TOTALS	RPI 1-25	RPI 26-50		W-L RECORDS		RPI 51-100		RPI 101-150		RPI 150+					
9-5-4	0-0-0	0-0-0		OVERALL		1-2-0		0-2-2		8-1-2					
6-1-1	0-0-0	0-0-0		HOME		1-0-0		0-1-0		5-0-1					
2-3-3	0-0-0	0-0-0		AWAY		0-2-0		0-0-2		2-1-1					
1-1-0	0-0-0	0-0-0		NEUTRAL		0-0-0		0-1-0		1-0-0					
<hr/>															
4-3-1	0-0-0	0-0-0		NON-CONFERENCE		1-1-0		0-1-0		3-1-1					
2-1-0	0-0-0	0-0-0		HOME		1-0-0		0-1-0		1-0-0					
1-2-1	0-0-0	0-0-		AWAY		0-1-0		0-0-0		1-1-1					
1-0-0	0-0-0	0-0-0		NEUTRAL		0-0-0		0-0-0		1-0-0					
<hr/>															
5-2-3	0-0-0	0-0-0		CONFERENCE		0-1-0		0-1-2		5-0-1					
4-0-1	0-0-0	0-0-0		HOME		0-0-0		0-0-0		4-0-1					
1-1-2	0-0-0	0-0-0		AWAY		0-1-0		0-0-2		1-0-0					
0-1-0	0-0-0	0-0-0		NEUTRAL		0-0-0		0-1-0		0-0-0					
<hr/>															
RPI	S	Opponent	Score	RPI	S	Opponent	Score	RPI	S	Opponent	Score				
				76 A Mississippi St.				0	4	105 H Alabama			2	7	
				95 H Chattanooga				2	0	110 A Southeast Mo. St.			0	0	
				98 A Samford				0	1	133 A Eastern Ill.			1	1	
										133 N Eastern Ill.			0	1	
										177 H Tenn.-Martin			0	0	
										185 A South Ala.			1	1	
										210 H Tennessee Tech			2	0	
										210 H Tennessee Tech			1	0	
										228 H Murray St.			2	0	
										238 A Birmingham-So.			0	1	
				259 H Austin Peay				1	0	263 N Alabama A&M			2	0	
										269 H Lipscomb			3	0	
										278 A Morehead St.			2	0	
										282 A Mississippi Val.			3	0	
<hr/>															
				LAST 10 GAMES											
				133 N Eastern Ill.				0	1	210 H Tennessee Tech				1	0
				210 H Tennessee Tech				2	0	110 A Southeast Mo. St.				0	0
				98 A Samford				0	1	133 A Eastern Ill.				1	1
				278 A Morehead St.				2	0	228 H Murray St.				2	0
				259 H Austin Peay				1	0	177 H Tenn.-Martin				0	0

Non-Div. I Games: Union (KY) 1 0 Emory 1 0

Jacksonville St.

Average RPI Win: 215		WON-LOST	WINNING	LAST 10	STRENGTH OF		OPP. STRENGTH	TEAM	ADJ	CONF.	ADJ CONF.
Average RPI Loss: 96		RECORD	PCT. RANK	GAMES	SCHEDULE		OF SCHEDULE	RPI	RPI	RPI	RPI
DIV. I ONLY		9-8-2	.52632	124	4-4-2		172	180	152	.48846	151
DIV. I NON-CONF.		6-4-0	.6	97	1-1-0		144	202	114	.51507	111
TOTALS		RPI 1-25	RPI 26-50		W-L RECORDS		RPI 51-100		RPI 101-150		RPI 150+
9-8-2		0-1-0	0-0-0		OVERALL		1-4-0		0-1-0		8-2-2
5-2-2		0-0-0	0-0-0		HOME		1-1-0		0-0-0		4-1-2
4-6-0		0-1-0	0-0-0		AWAY		0-3-0		0-1-0		4-1-0
0-0-0		0-0-0	0-0-0		NEUTRAL		0-0-0		0-0-0		0-0-0
6-4-0		0-1-0	0-0-0		NON-CONFERENCE		1-1-0		0-1-0		5-1-0
3-1-0		0-0-0	0-0-0		HOME		1-0-0		0-0-0		2-1-0
3-3-0		0-1-0	0-0-		AWAY		0-1-0		0-1-0		3-0-0
0-0-0		0-0-0	0-0-0		NEUTRAL		0-0-0		0-0-0		0-0-0
3-4-2		0-0-0	0-0-0		CONFERENCE		0-3-0		0-0-0		3-1-2
2-1-2		0-0-0	0-0-0		HOME		0-1-0		0-0-0		2-0-2
1-3-0		0-0-0	0-0-0		AWAY		0-2-0		0-0-0		1-1-0
0-0-0		0-0-0	0-0-0		NEUTRAL		0-0-0		0-0-0		0-0-0
RPI S	Opponent	Score	RPI S	Opponent	Score	RPI S	Opponent	Score	RPI S	Opponent	Score
9 A	West Virginia	0 5				62 A	Navy	1 3	107 A	Syracuse	1 7
						66 A	Boston U.	0 4	157 H	New Hampshire	0 0
						71 H	St. John's (N.Y.)	2 0	166 A	Northeastern	0 3
						79 H	Maine	0 1	170 H	UMBC	1 1
						96 A	Hartford	1 3	181 A	Fairleigh Dickinson	1 0
									181 H	Fairleigh Dickinson	0 1
									182 H	Vermont	3 2
									213 H	Stony Brook	1 0
									233 A	Niagara	3 0
									235 A	Massachusetts	3 2
									253 H	St. Bonaventure	1 0
									280 A	Albany (N.Y.)	3 0
									291 H	St. Peter's	4 2
LAST 10 GAMES											
181 H	Fairleigh Dickinson	0 1	79 H	Maine	0 1						
66 A	Boston U.	0 4	213 H	Stony Brook	1 0						
182 H	Vermont	3 2	157 H	New Hampshire	0 0						
170 H	UMBC	1 1	166 A	Northeastern	0 3						
280 A	Albany (N.Y.)	3 0	235 A	Massachusetts	3 2						

Non-Div. I Games:

Binghamton

Average RPI Win: 222		WON-LOST	WINNING	LAST 10	STRENGTH OF		OPP. STRENGTH	TEAM	ADJ	CONF.	ADJ CONF.
Average RPI Loss: 103		RECORD	PCT. RANK	GAMES	SCHEDULE		OF SCHEDULE	RPI	RPI	RPI	RPI
DIV. I ONLY		11-7-2	.6	76	5-4-1		236	195	153	.48756	152
DIV. I NON-CONF.		4-4-0	.5	133	0-1-0		244	209	208	.4477	205
TOTALS		RPI 1-25	RPI 26-50		W-L RECORDS		RPI 51-100		RPI 101-150		RPI 150+
11-7-2	0-0-0	0-0-0		OVERALL		1-4-0		1-2-0		9-1-2	
6-4-1	0-0-0	0-0-0		HOME		1-2-0		1-1-0		4-1-1	
5-3-1	0-0-0	0-0-0		AWAY		0-2-0		0-1-0		5-0-1	
0-0-0	0-0-0	0-0-0		NEUTRAL		0-0-0		0-0-0		0-0-0	
4-4-0	0-0-0	0-0-0		NON-CONFERENCE		0-2-0		0-1-0		4-1-0	
0-4-0	0-0-0	0-0-0		HOME		0-2-0		0-1-0		0-1-0	
4-0-0	0-0-0	0-0-		AWAY		0-0-0		0-0-0		4-0-0	
0-0-0	0-0-0	0-0-0		NEUTRAL		0-0-0		0-0-0		0-0-0	
7-3-2	0-0-0	0-0-0		CONFERENCE		1-2-0		1-1-0		5-0-2	
6-0-1	0-0-0	0-0-0		HOME		1-0-0		1-0-0		4-0-1	
1-3-1	0-0-0	0-0-0		AWAY		0-2-0		0-1-0		1-0-1	
0-0-0	0-0-0	0-0-0		NEUTRAL		0-0-0		0-0-0		0-0-0	
RPI S	Opponent	Score	RPI S	Opponent	Score	RPI S	Opponent	Score	RPI S	Opponent	Score
						51 H	Hofstra	0 1	125 H	George Washington	2 1
						70 A	Dayton	1 3	127 A	Xavier	0 1
						71 H	St. John's (N.Y.)	3 4	140 H	Columbia	1 2
						83 A	Richmond	0 1	155 H	Rhode Island	1 1
						83 H	Richmond	3 2	172 H	St. Joseph's	4 3
									181 H	Fairleigh Dickinson	2 3
									235 H	Massachusetts	3 1
									244 A	Lafayette	1 0
									246 A	Duquesne	2 2
									249 H	La Salle	2 0
									253 A	St. Bonaventure	1 0
									261 A	Marist	3 2
									262 H	Temple	7 0
									270 A	Manhattan	2 1
									283 A	Iona	3 0
LAST 10 GAMES											
						181 H	Fairleigh Dickinson	2 3	127 A	Xavier	0 1
						83 A	Richmond	0 1	235 H	Massachusetts	3 1
						83 H	Richmond	3 2	155 H	Rhode Island	1 1
						125 H	George Washington	2 1	172 H	St. Joseph's	4 3
						70 A	Dayton	1 3	262 H	Temple	7 0

Non-Div. I Games:

Fordham



Average RPI Win:		89	WON-LOST RECORD		WINNING PCT. RANK		LAST 10 GAMES		STRENGTH OF SCHEDULE		OPP. STRENGTH OF SCHEDULE		TEAM RPI	ADJ RPI		CONF. RPI	ADJ CONF. RPI
Average RPI Loss:		72															
DIV. I ONLY			3-13-1		.20588 268		2-8-0		23		72		162	.48632 153		3	3
DIV. I NON-CONF.			1-5-1		.21429 253		0-1-0		18		203		153	.48426 154		2	2
<hr/>																	
TOTALS		RPI 1-25		RPI 26-50		W-L RECORDS		RPI 51-100		RPI 101-150		RPI 150+					
3-13-1		1-2-0		0-3-0		OVERALL		1-5-1		0-2-0		1-1-0					
2-4-0		1-1-0		0-1-0		HOME		1-0-0		0-1-0		0-1-0					
1-9-1		0-1-0		0-2-0		AWAY		0-5-1		0-1-0		1-0-0					
0-0-0		0-0-0		0-0-0		NEUTRAL		0-0-0		0-0-0		0-0-0					
1-5-1		0-0-0		0-0-0		NON-CONFERENCE		0-3-1		0-1-0		1-1-0					
0-1-0		0-0-0		0-0-0		HOME		0-0-0		0-0-0		0-1-0					
1-4-1		0-0-0		0-0-		AWAY		0-3-1		0-1-0		1-0-0					
0-0-0		0-0-0		0-0-0		NEUTRAL		0-0-0		0-0-0		0-0-0					
2-8-0		1-2-0		0-3-0		CONFERENCE		1-2-0		0-1-0		0-0-0					
2-3-0		1-1-0		0-1-0		HOME		1-0-0		0-1-0		0-0-0					
0-5-0		0-1-0		0-2-0		AWAY		0-2-0		0-0-0		0-0-0					
0-0-0		0-0-0		0-0-0		NEUTRAL		0-0-0		0-0-0		0-0-0					
RPI	S	Opponent		Score		RPI	S	Opponent		Score		RPI	S	Opponent		Score	
17	H	Kansas		3 2		27	A	Texas		0 7		52	H	Missouri		3 1	
18	A	Texas A&M		0 8		28	H	Nebraska		1 3		56	A	Oklahoma		1 4	
22	H	Colorado		1 5		40	A	Oklahoma St.		0 6		57	A	Southern Methodist		0 2	
												77	A	North Texas		0 1	
												84	A	Baylor		0 3	
												86	A	TCU		0 1	
												90	A	Stephen F. Austin		1 1	
<hr/>																	
LAST 10 GAMES																	
		84	A	Baylor	0	3			27	A	Texas	0	7				
		52	H	Missouri	3	1			18	A	Texas A&M	0	8				
		122	H	Iowa St.	0	3			28	H	Nebraska	1	3				
		168	H	UTEP	1	2			22	H	Colorado	1	5				
		56	A	Oklahoma	1	4			17	H	Kansas	3	2				

Non-Div. I Games:

Texas Tech

Average RPI Win:		185	WON-LOST RECORD		WINNING PCT. RANK		LAST 10 GAMES		STRENGTH OF SCHEDULE		OPP. STRENGTH OF SCHEDULE		TEAM RPI		ADJ RPI		CONF. RPI		ADJ CONF. RPI				
DIV. I ONLY			9-9-0		.5 141		6-4-0		179		120		158		.48586 154		12		12				
DIV. I NON-CONF.			4-5-0		.44444 169		1-0-0		226		109		201		.45371 198		12		12				
TOTALS		RPI 1-25		RPI 26-50				W-L RECORDS		RPI 51-100				RPI 101-150				RPI 150+					
9-9-0		0-1-0		0-1-0				OVERALL		3-2-0				1-3-0				5-2-0					
6-3-0		0-0-0		0-1-0				HOME		1-1-0				1-1-0				4-0-0					
3-6-0		0-1-0		0-0-0				AWAY		2-1-0				0-2-0				1-2-0					
0-0-0		0-0-0		0-0-0				NEUTRAL		0-0-0				0-0-0				0-0-0					
4-5-0		0-1-0		0-0-0				NON-CONFERENCE		1-2-0				0-1-0				3-1-0					
3-2-0		0-0-0		0-0-0				HOME		0-1-0				0-1-0				3-0-0					
1-3-0		0-1-0		0-0-				AWAY		1-1-0				0-0-0				0-1-0					
0-0-0		0-0-0		0-0-0				NEUTRAL		0-0-0				0-0-0				0-0-0					
5-4-0		0-0-0		0-1-0				CONFERENCE		2-0-0				1-2-0				2-1-0					
3-1-0		0-0-0		0-1-0				HOME		1-0-0				1-0-0				1-0-0					
2-3-0		0-0-0		0-0-0				AWAY		1-0-0				0-2-0				1-1-0					
0-0-0		0-0-0		0-0-0				NEUTRAL		0-0-0				0-0-0				0-0-0					
RPI	S	Opponent		Score		RPI	S	Opponent		Score		RPI	S	Opponent		Score		RPI	S	Opponent		Score	
7	A	Connecticut		0 5		30	H	Cal Poly		0 2		53	H	San Diego		0 1		102	A	UC Irvine		2 3	
												58	A	Stanford		0 1		103	A	UC Riverside		0 1	
												73	H	UC Santa Barb.		1 0		111	H	Hawaii		0 1	
												96	A	Hartford		3 1		149	H	Utah St.		3 0	
												97	A	Cal St. Fullerton		2 1		176	A	San Diego St.		0 2	
																		217	A	Cal St. Northridge		2 1	
																		225	A	Pacific (Cal.)		1 2	
																		226	H	Weber St.		1 0	
																		247	H	Idaho		3 1	
																		274	H	Eastern Wash.		2 0	
																		285	H	Southern Utah		3 0	
LAST 10 GAMES																							
103 A UC Riverside						0 1						217 A Cal St. Northridge						2 1					
97 A Cal St. Fullerton						2 1						225 A Pacific (Cal.)						1 2					
102 A UC Irvine						2 3						30 H Cal Poly						0 2					
247 H Idaho						3 1						73 H UC Santa Barb.						1 0					
149 H Utah St.						3 0						226 H Weber St.						1 0					

Non-Div. I Games:

Long Beach St.

Average RPI Win:	186	WON-LOST RECORD	WINNING PCT. RANK	LAST 10 GAMES	STRENGTH OF SCHEDULE	OPP. STRENGTH OF SCHEDULE	TEAM RPI	ADJ RPI	CONF. RPI	ADJ CONF. RPI					
DIV. I ONLY	8-9-2	.47368	169	6-3-1	142	135	156	.48542	155	19	19				
DIV. I NON-CONF.	2-4-1	.35714	209	0-0-0	77	75	137	.49685	134	19	17				
<hr/>															
TOTALS	RPI 1-25	RPI 26-50		W-L RECORDS		RPI 51-100		RPI 101-150		RPI 150+					
8-9-2	0-0-0	0-2-0		OVERALL		1-3-1		2-2-0		5-2-1					
6-2-0	0-0-0	0-0-0		HOME		1-1-0		2-0-0		3-1-0					
2-6-2	0-0-0	0-1-0		AWAY		0-2-1		0-2-0		2-1-1					
0-1-0	0-0-0	0-1-0		NEUTRAL		0-0-0		0-0-0		0-0-0					
<hr/>															
2-4-1	0-0-0	0-2-0		NON-CONFERENCE		0-1-1		1-1-0		1-0-0					
2-1-0	0-0-0	0-0-0		HOME		0-1-0		1-0-0		1-0-0					
0-2-1	0-0-0	0-0-		AWAY		0-0-1		0-1-0		0-0-0					
0-1-0	0-0-0	0-1-0		NEUTRAL		0-0-0		0-0-0		0-0-0					
<hr/>															
6-5-1	0-0-0	0-0-0		CONFERENCE		1-2-0		1-1-0		4-2-1					
4-1-0	0-0-0	0-0-0		HOME		1-0-0		1-0-0		2-1-0					
2-4-1	0-0-0	0-0-0		AWAY		0-2-0		0-1-0		2-1-1					
0-0-0	0-0-0	0-0-0		NEUTRAL		0-0-0		0-0-0		0-0-0					
<hr/>															
RPI	S	Opponent	Score	RPI	S	Opponent	Score	RPI	S	Opponent	Score				
				26	N	Clemson	0 2	66	H	Boston U.	2 3	117	H	James Madison	4 0
				43	A	Furman	4 5	70	H	Dayton	4 2	125	A	George Washington	0 1
								83	A	Richmond	1 2	127	H	Xavier	3 1
								83	A	Richmond	0 3	130	A	Providence	0 1
								96	A	Hartford	1 1	152	A	Fordham	1 1
												166	H	Northeastern	4 0
												172	A	St. Joseph's	1 2
												235	H	Massachusetts	1 4
												246	H	Duquesne	4 0
												249	A	La Salle	2 1
												253	H	St. Bonaventure	3 0
												262	A	Temple	3 1
<hr/>															
LAST 10 GAMES															
				83	A	Richmond	1 2	249	A	La Salle	2 1				
				262	A	Temple	3 1	152	A	Fordham	1 1				
				172	A	St. Joseph's	1 2	127	H	Xavier	3 1				
				246	H	Duquesne	4 0	70	H	Dayton	4 2				
				253	H	St. Bonaventure	3 0	125	A	George Washington	0 1				

Non-Div. I Games:

Rhode Island

Average RPI Win:	234	WON-LOST RECORD	WINNING PCT. RANK	LAST 10 GAMES	STRENGTH OF SCHEDULE	OPP. STRENGTH OF SCHEDULE	TEAM RPI	ADJ RPI	CONF. RPI	ADJ CONF. RPI	
DIV. I ONLY	10-7-3	.575	92	4-4-2	234	172	159	.48502	156	16	17
DIV. I NON-CONF.	6-2-0	.75	35	2-0-0	279	212	146	.48931	147	18	20
<hr/>											
TOTALS	RPI 1-25	RPI 26-50		W-L RECORDS	RPI 51-100		RPI 101-150		RPI 150+		
10-7-3	0-0-0	0-3-0		OVERALL	0-1-0		0-2-1		10-1-2		
8-2-0	0-0-0	0-1-0		HOME	0-0-0		0-1-0		8-0-0		
1-4-3	0-0-0	0-1-0		AWAY	0-1-0		0-1-0		1-1-2		
1-1-1	0-0-0	0-1-0		NEUTRAL	0-0-0		0-0-1		1-0-0		
<hr/>											
6-2-0	0-0-0	0-0-0		NON-CONFERENCE	0-0-0		0-1-0		6-1-0		
4-1-0	0-0-0	0-0-0		HOME	0-0-0		0-1-0		4-0-0		
1-1-0	0-0-0	0-0-		AWAY	0-0-0		0-0-0		1-1-0		
1-0-0	0-0-0	0-0-0		NEUTRAL	0-0-0		0-0-0		1-0-0		
<hr/>											
4-5-3	0-0-0	0-3-0		CONFERENCE	0-1-0		0-1-1		4-0-2		
4-1-0	0-0-0	0-1-0		HOME	0-0-0		0-0-0		4-0-0		
0-3-2	0-0-0	0-1-0		AWAY	0-1-0		0-1-0		0-0-2		
0-1-1	0-0-0	0-1-0		NEUTRAL	0-0-0		0-0-1		0-0-0		
<hr/>											
RPI S	Opponent	Score	RPI S	Opponent	Score	RPI S	Opponent	Score	RPI S	Opponent	Score
			41 A UCF	0	3	88 A Georgia St.	1	2	106 A Campbell	0	1
			41 N UCF	1	4				106 N Campbell	0	0
			44 H Fla. Atlantic	0	1				126 H South Fla.	0	1
									157 N New Hampshire	1	0
									174 A Gardner-Webb	0	0
									182 A Vermont	0	4
									184 H Detroit	1	0
									202 H Jacksonville	3	1
									211 H Troy St.	8	3
									243 A Mercer	0	0
									251 H Florida Int'l	2	0
									255 H Winthrop	6	3
									267 H Belmont	4	1
									269 H Lipscomb	3	0
									270 H Manhattan	1	0
									271 A Charleston So.	2	0
<hr/>											
LAST 10 GAMES											
	41 N UCF	1	4	174 A Gardner-Webb	0	0					
	106 N Campbell	0	0	41 A UCF	0	3					
	184 H Detroit	1	0	44 H Fla. Atlantic	0	1					
	202 H Jacksonville	3	1	211 H Troy St.	8	3					
	106 A Campbell	0	1	271 A Charleston So.	2	0					

Non-Div. I Games: Flagler 6 1

Stetson

Average RPI Win:	193	WON-LOST RECORD	WINNING PCT. RANK	LAST 10 GAMES	STRENGTH OF SCHEDULE	OPP. STRENGTH OF SCHEDULE	TEAM RPI	ADJ RPI	CONF. RPI	ADJ CONF. RPI		
DIV. I ONLY		8-9-4	.47619	164	5-4-1	152	127	157	.4839	157	14	14
DIV. I NON-CONF.		2-6-2	.3	235	0-1-0	178	100	222	.43419	222	13	13
<hr/>												
TOTALS	RPI 1-25	RPI 26-50		W-L RECORDS		RPI 51-100		RPI 101-150		RPI 150+		
8-9-4	0-1-0	0-1-0		OVERALL		2-5-0		0-0-1		6-2-3		
5-2-2	0-0-0	0-0-0		HOME		1-1-0		0-0-1		4-1-1		
2-4-2	0-0-0	0-1-0		AWAY		1-3-0		0-0-0		1-0-2		
1-3-0	0-1-0	0-0-0		NEUTRAL		0-1-0		0-0-0		1-1-0		
<hr/>												
2-6-2	0-1-0	0-1-0		NON-CONFERENCE		0-3-0		0-0-1		2-1-1		
0-1-2	0-0-0	0-0-0		HOME		0-1-0		0-0-1		0-0-1		
1-2-0	0-0-0	0-0-		AWAY		0-1-0		0-0-0		1-0-0		
1-3-0	0-1-0	0-0-0		NEUTRAL		0-1-0		0-0-0		1-1-0		
<hr/>												
6-3-2	0-0-0	0-0-0		CONFERENCE		2-2-0		0-0-0		4-1-2		
5-1-0	0-0-0	0-0-0		HOME		1-0-0		0-0-0		4-1-0		
1-2-2	0-0-0	0-0-0		AWAY		1-2-0		0-0-0		0-0-2		
0-0-0	0-0-0	0-0-0		NEUTRAL		0-0-0		0-0-0		0-0-0		
<hr/>												
RPI S	Opponent	Score	RPI S	Opponent	Score	RPI S	Opponent	Score	RPI S	Opponent	Score	
9 N	West Virginia	0 4	34 A	Dartmouth	1 3	55 A	Harvard	1 3	130 H	Providence	0 0	
						65 H	Brown	0 2	151 A	Binghamton	0 0	
						66 A	Boston U.	1 2	156 N	Stetson	0 1	
						66 A	Boston U.	0 2	166 H	Northeastern	7 2	
						79 H	Maine	3 1	166 H	Northeastern	2 0	
						83 N	Richmond	1 4	170 H	UMBC	0 1	
						96 A	Hartford	4 2	182 A	Vermont	2 2	
									213 H	Stony Brook	2 1	
									235 H	Massachusetts	1 1	
									260 A	Holy Cross	3 1	
									280 H	Albany (N.Y.)	4 0	
									283 N	Iona	3 0	
<hr/>												
LAST 10 GAMES												
						66 A	Boston U.	1 2	79 H	Maine	3 1	
						166 H	Northeastern	7 2	66 A	Boston U.	0 2	
						213 H	Stony Brook	2 1	166 H	Northeastern	2 0	
						182 A	Vermont	2 2	280 H	Albany (N.Y.)	4 0	
						170 H	UMBC	0 1	55 A	Harvard	1 3	

Non-Div. I Games:

New Hampshire

Average RPI Win:	191	WON-LOST	WINNING		LAST 10		STRENGTH OF		OPP. STRENGTH		TEAM	ADJ		CONF.	ADJ CONF.
Average RPI Loss:	155	RECORD	PCT. RANK		GAMES		SCHEDULE		OF SCHEDULE		RPI	RPI		RPI	RPI
DIV. I ONLY		9-9-3	.5	141	5-5-0		137		197		151	.48336		158	18
DIV. I NON-CONF.		1-6-1	.1875	262	0-2-0		88		210		224	.43036		224	18
TOTALS		RPI 1-25		RPI 26-50		W-L RECORDS		RPI 51-100		RPI 101-150		RPI 150+			
9-9-3		0-0-0		0-1-1		OVERALL		0-2-0		2-1-1		7-5-1			
4-5-2		0-0-0		0-1-0		HOME		0-1-0		1-0-1		3-3-1			
5-3-1		0-0-0		0-0-1		AWAY		0-1-0		1-0-0		4-2-0			
0-1-0		0-0-0		0-0-0		NEUTRAL		0-0-0		0-1-0		0-0-0			
1-6-1		0-0-0		0-1-1		NON-CONFERENCE		0-1-0		1-1-0		0-3-0			
0-4-0		0-0-0		0-1-0		HOME		0-1-0		0-0-0		0-2-0			
1-1-1		0-0-0		0-1-		AWAY		0-0-0		1-0-0		0-1-0			
0-1-0		0-0-0		0-0-0		NEUTRAL		0-0-0		0-1-0		0-0-0			
8-3-2		0-0-0		0-0-0		CONFERENCE		0-1-0		1-0-1		7-2-1			
4-1-2		0-0-0		0-0-0		HOME		0-0-0		1-0-1		3-1-1			
4-2-0		0-0-0		0-0-0		AWAY		0-1-0		0-0-0		4-1-0			
0-0-0		0-0-0		0-0-0		NEUTRAL		0-0-0		0-0-0		0-0-0			
RPI	S	Opponent	Score	RPI	S	Opponent	Score	RPI	S	Opponent	Score	RPI	S	Opponent	Score
33	A	Purdue	2 2	63	H	Oakland	0 3	124	H	Ball St.	1 1	128	N	Drake	0 2
49	H	Michigan St.	0 2	80	A	Western Mich.	0 1	133	A	Eastern Ill.	2 1	143	H	Kent St.	2 1
								159	H	Buffalo	1 1	163	A	Central Mich.	1 0
								169	H	Ohio	2 1	179	A	Bowling Green	1 0
								179	H	Bowling Green	1 2	184	A	Detroit	1 3
								195	H	Miami (Ohio)	2 1	199	A	Akron	0 1
								216	A	Toledo	3 2	234	H	IPFW	2 3
								258	H	Marshall	1 0	265	A	Northern Ill.	2 1
								279	H	IUPUI	0 1				
LAST 10 GAMES															
179	H	Bowling Green	1 2	143	H	Kent St.	2 1								
234	H	IPFW	2 3	169	H	Ohio	2 1								
265	A	Northern Ill.	2 1	258	H	Marshall	1 0								
80	A	Western Mich.	0 1	163	A	Central Mich.	1 0								
199	A	Akron	0 1	279	H	IUPUI	0 1								

**Non-Div. I Games:**

Eastern Mich.

Average RPI Win: 196		WON-LOST RECORD		WINNING PCT. RANK		LAST 10 GAMES		STRENGTH OF SCHEDULE		OPP. STRENGTH OF SCHEDULE		TEAM RPI		ADJ RPI		CONF. RPI		ADJ CONF. RPI					
DIV. I ONLY		11-8-1		.575		92		6-4-0		204		220		154		.48314		159		18		18	
DIV. I NON-CONF.		5-2-0		.71429		48		1-0-0		208		255		117		.51026		117		20		18	
TOTALS		RPI 1-25		RPI 26-50		W-L RECORDS		RPI 51-100		RPI 101-150		RPI 150+											
11-8-1		0-0-0		0-0-0		OVERALL		0-2-0		3-2-0		8-4-1											
5-3-0		0-0-0		0-0-0		HOME		0-1-0		1-1-0		4-1-0											
5-5-1		0-0-0		0-0-0		AWAY		0-1-0		1-1-0		4-3-1											
1-0-0		0-0-0		0-0-0		NEUTRAL		0-0-0		1-0-0		0-0-0											
5-2-0		0-0-0		0-0-0		NON-CONFERENCE		0-0-0		2-1-0		3-1-0											
2-0-0		0-0-0		0-0-0		HOME		0-0-0		0-0-0		2-0-0											
2-2-0		0-0-0		0-0-		AWAY		0-0-0		1-1-0		1-1-0											
1-0-0		0-0-0		0-0-0		NEUTRAL		0-0-0		1-0-0		0-0-0											
6-6-1		0-0-0		0-0-0		CONFERENCE		0-2-0		1-1-0		5-3-1											
3-3-0		0-0-0		0-0-0		HOME		0-1-0		1-1-0		2-1-0											
3-3-1		0-0-0		0-0-0		AWAY		0-1-0		0-0-0		3-2-1											
0-0-0		0-0-0		0-0-0		NEUTRAL		0-0-0		0-0-0		0-0-0											
RPI	S	Opponent		Score	RPI	S	Opponent		Score	RPI	S	Opponent		Score									
							80 A Western Mich.		0 3	112 A		Minnesota		2 4									
							80 H Western Mich.		1 2	120 A		Cornell		3 2									
										124 H		Ball St.		1 2									
										142 N		Creighton		1 0									
										143 H		Kent St.		1 0									
										158 A		Eastern Mich.		1 1									
										163 A		Central Mich.		0 3									
										168 A		UTEP		2 1									
										169 A		Ohio		1 0									
										179 A		Bowling Green		3 2									
										195 H		Miami (Ohio)		3 1									
										199 H		Akron		0 1									
										216 A		Toledo		0 1									
										233 H		Niagara		3 0									
										258 A		Marshall		3 1									
										265 H		Northern Ill.		4 0									
										280 H		Grambling		4 1									
										287 A		Canisius		1 2									
LAST 10 GAMES																							
							80 A Western Mich.		0 3	195 H		Miami (Ohio)		3 1									
							120 A Cornell		3 2	124 H		Ball St.		1 2									
							143 H Kent St.		1 0	169 A		Ohio		1 0									
							216 A Toledo		0 1	258 A		Marshall		3 1									
							179 A Bowling Green		3 2	199 H		Akron		0 1									

Non-Div. I Games:

Buffalo

Average RPI Win: 175		WON-LOST	WINNING	LAST 10	STRENGTH OF		OPP. STRENGTH	TEAM	ADJ	CONF.	ADJ CONF.
Average RPI Loss: 90		RECORD	PCT. RANK	GAMES	SCHEDULE		OF SCHEDULE	RPI	RPI	RPI	RPI
DIV. I ONLY		7-11-1	.39474	208	3-7-0		91	134	163	.48268	160
DIV. I NON-CONF.		6-5-1	.54167	129	2-1-0		112	182	111	.51448	113
TOTALS		RPI 1-25	RPI 26-50		W-L RECORDS		RPI 51-100		RPI 101-150		RPI 150+
7-11-1	0-1-0	0-3-0		OVERALL		1-3-0		2-2-0		4-2-1	
6-3-0	0-0-0	0-0-0		HOME		1-0-0		2-1-0		3-2-0	
0-6-1	0-1-0	0-2-0		AWAY		0-2-0		0-1-0		0-0-1	
1-2-0	0-0-0	0-1-0		NEUTRAL		0-1-0		0-0-0		1-0-0	
6-5-1	0-0-0	0-1-0		NON-CONFERENCE		1-3-0		2-0-0		3-1-1	
5-1-0	0-0-0	0-0-0		HOME		1-0-0		2-0-0		2-1-0	
0-3-1	0-0-0	0-0-0		AWAY		0-2-0		0-0-0		0-0-1	
1-1-0	0-0-0	0-0-0		NEUTRAL		0-1-0		0-0-0		1-0-0	
1-6-0	0-1-0	0-2-0		CONFERENCE		0-0-0		0-2-0		1-1-0	
1-2-0	0-0-0	0-0-0		HOME		0-0-0		0-1-0		1-1-0	
0-3-0	0-1-0	0-1-0		AWAY		0-0-0		0-1-0		0-0-0	
0-1-0	0-0-0	0-1-0		NEUTRAL		0-0-0		0-0-0		0-0-0	
RPI S	Opponent	Score	RPI S	Opponent	Score	RPI S	Opponent	Score	RPI S	Opponent	Score
24 A	Utah	0 4	30 A	Cal Poly	0 3	67 A	St. Louis	0 1	104 A	Wyoming	0 2
			48 A	Brigham Young	0 4	75 H	DePaul	1 0	121 H	UNLV	0 1
			48 N	Brigham Young	0 2	84 N	Baylor	1 3	128 H	Drake	2 0
						100 A	Gonzaga	1 4	138 H	Colorado Col.	2 1
									176 H	San Diego St.	0 1
									190 H	New Mexico	2 0
									193 H	Montana	0 1
									209 N	Army	1 0
									218 H	Fairfield	2 1
									247 A	Idaho	1 1
									265 H	Northern Ill.	4 2
			LAST 10 GAMES								
			48 N	Brigham Young	0 2	138 H	Colorado Col.	2 1			
			190 H	New Mexico	2 0	48 A	Brigham Young	0 4			
			121 H	UNLV	0 1	24 A	Utah	0 4			
			176 H	San Diego St.	0 1	193 H	Montana	0 1			
			104 A	Wyoming	0 2	75 H	DePaul	1 0			

Non-Div. I Games:

Air Force



Average RPI Win: 233		WON-LOST	WINNING	LAST 10	STRENGTH OF		OPP. STRENGTH	TEAM	ADJ	CONF.	ADJ CONF.
Average RPI Loss: 119		RECORD	PCT. RANK	GAMES	SCHEDULE		OF SCHEDULE	RPI	RPI	RPI	RPI
DIV. I ONLY		9-7-2	.55556	108	5-5-0		205	213	160	.48263	161
DIV. I NON-CONF.		4-4-0	.5	133	1-2-0		259	185	210	.44651	207
TOTALS		RPI 1-25	RPI 26-50		W-L RECORDS		RPI 51-100		RPI 101-150		RPI 150+
9-7-2	0-0-0	0-2-1		OVERALL		0-2-0		0-0-0		9-3-1	
5-1-1	0-0-0	0-0-1		HOME		0-0-0		0-0-0		5-1-0	
4-5-1	0-0-0	0-1-0		AWAY		0-2-0		0-0-0		4-2-1	
0-1-0	0-0-0	0-1-0		NEUTRAL		0-0-0		0-0-0		0-0-0	
4-4-0	0-0-0	0-1-0		NON-CONFERENCE		0-1-0		0-0-0		4-2-0	
2-1-0	0-0-0	0-0-0		HOME		0-0-0		0-0-0		2-1-0	
2-3-0	0-0-0	0-0-		AWAY		0-1-0		0-0-0		2-1-0	
0-0-0	0-0-0	0-0-0		NEUTRAL		0-0-0		0-0-0		0-0-0	
5-3-2	0-0-0	0-1-1		CONFERENCE		0-1-0		0-0-0		5-1-1	
3-0-1	0-0-0	0-0-1		HOME		0-0-0		0-0-0		3-0-0	
2-2-1	0-0-0	0-0-0		AWAY		0-1-0		0-0-0		2-1-1	
0-1-0	0-0-0	0-1-0		NEUTRAL		0-0-0		0-0-0		0-0-0	
RPI S	Opponent	Score	RPI S	Opponent	Score	RPI S	Opponent	Score	RPI S	Opponent	Score
			37 H	Central Conn. St.	0 0	71 A	St. John's (N.Y.)	0 2	171 H	Seton Hall	0 1
			37 N	Central Conn. St.	2 3	99 A	Sacred Heart	0 2	172 H	St. Joseph's	1 0
			42 A	Rutgers	0 1				181 H	Fairleigh Dickinson	2 1
									204 A	Long Island	0 1
									207 H	Lehigh	4 3
									208 A	Rider	2 6
									223 H	Quinnipiac	1 0
									229 H	Mt. St. Mary's	1 0
									231 A	St. Francis (Pa.)	2 2
									256 A	Drexel	2 1
									264 A	Wagner	2 0
									277 A	Robert Morris	2 0
									291 A	St. Peter's	5 0
LAST 10 GAMES											
			37 N	Central Conn. St.	2 3	208 A	Rider	2 6			
			204 A	Long Island	0 1	71 A	St. John's (N.Y.)	0 2			
			229 H	Mt. St. Mary's	1 0	207 H	Lehigh	4 3			
			181 H	Fairleigh Dickinson	2 1	99 A	Sacred Heart	0 2			
			264 A	Wagner	2 0	223 H	Quinnipiac	1 0			

Non-Div. I Games:

Monmouth

Average RPI Win: 205		WON-LOST	WINNING	LAST 10	STRENGTH OF		OPP. STRENGTH	TEAM	ADJ		CONF.	ADJ CONF.			
Average RPI Loss: 80		RECORD	PCT. RANK	GAMES	SCHEDULE		OF SCHEDULE	RPI	RPI		RPI	RPI			
DIV. I ONLY		5-10-2	.35294	228	3-6-1		89	69	164	.48163	162	5	6		
DIV. I NON-CONF.		4-4-0	.5	133	2-0-0		173	219	165	.47263	167	6	6		
TOTALS		RPI 1-25	RPI 26-50		W-L RECORDS		RPI 51-100		RPI 101-150		RPI 150+				
5-10-2		0-4-0	0-1-1		OVERALL		0-2-1		1-0-0		4-3-0				
2-4-1		0-2-0	0-0-1		HOME		0-1-0		0-0-0		2-1-0				
2-6-1		0-2-0	0-1-0		AWAY		0-1-1		1-0-0		1-2-0				
1-0-0		0-0-0	0-0-0		NEUTRAL		0-0-0		0-0-0		1-0-0				
4-4-0		0-0-0	0-1-0		NON-CONFERENCE		0-1-0		0-0-0		4-2-0				
2-0-0		0-0-0	0-0-0		HOME		0-0-0		0-0-0		2-0-0				
1-4-0		0-0-0	0-0-		AWAY		0-1-0		0-0-0		1-2-0				
1-0-0		0-0-0	0-0-0		NEUTRAL		0-0-0		0-0-0		1-0-0				
1-6-2		0-4-0	0-0-1		CONFERENCE		0-1-1		1-0-0		0-1-0				
0-4-1		0-2-0	0-0-1		HOME		0-1-0		0-0-0		0-1-0				
1-2-1		0-2-0	0-0-0		AWAY		0-0-1		1-0-0		0-0-0				
0-0-0		0-0-0	0-0-0		NEUTRAL		0-0-0		0-0-0		0-0-0				
RPI	S	Opponent	Score	RPI	S	Opponent	Score	RPI	S	Opponent	Score	RPI	S	Opponent	Score
6	H	Notre Dame	0 1	41	A	UCF	1 3	51	A	Hofstra	0 2	132	A	Georgetown	2 1
7	H	Connecticut	0 3	42	H	Rutgers	0 0	60	H	Miami (Fla.)	0 1	170	H	UMBC	3 1
9	A	West Virginia	1 2					71	A	St. John's (N.Y.)	1 1	171	H	Seton Hall	1 2
15	A	Villanova	0 2									202	N	Jacksonville	5 1
												207	A	Lehigh	0 2
												231	A	St. Francis (Pa.)	0 1
												246	A	Duquesne	3 0
												277	H	Robert Morris	4 0
LAST 10 GAMES															
15	A	Villanova	0 2	171	H	Seton Hall	1 2								
9	A	West Virginia	1 2	7	H	Connecticut	0 3								
6	H	Notre Dame	0 1	60	H	Miami (Fla.)	0 1								
277	H	Robert Morris	4 0	246	A	Duquesne	3 0								
42	H	Rutgers	0 0	132	A	Georgetown	2 1								

Non-Div. I Games:

Pittsburgh

[illegible]

**Non-Div. I Games:**

Central Mich.

Average RPI Win:	208	WON-LOST RECORD	WINNING PCT. RANK	LAST 10 GAMES	STRENGTH OF SCHEDULE	OPP. STRENGTH OF SCHEDULE	TEAM RPI	ADJ RPI	CONF. RPI	ADJ CONF. RPI		
DIV. I ONLY		10-8-1	.55263	110	4-5-1	206	216	165	.48057	164	17	16
DIV. I NON-CONF.		6-5-0	.54545	123	0-3-0	223	230	180	.46473	182	16	16
<hr/>												
TOTALS	RPI 1-25	RPI 26-50		W-L RECORDS		RPI 51-100		RPI 101-150		RPI 150+		
10-8-1	0-0-0	0-0-0		OVERALL		0-3-0		2-3-1		8-2-0		
5-3-1	0-0-0	0-0-0		HOME		0-2-0		1-1-1		4-0-0		
3-5-0	0-0-0	0-0-0		AWAY		0-1-0		1-2-0		2-2-0		
2-0-0	0-0-0	0-0-0		NEUTRAL		0-0-0		0-0-0		2-0-0		
<hr/>												
6-5-0	0-0-0	0-0-0		NON-CONFERENCE		0-2-0		1-1-0		5-2-0		
2-1-0	0-0-0	0-0-0		HOME		0-1-0		0-0-0		2-0-0		
2-4-0	0-0-0	0-0-		AWAY		0-1-0		1-1-0		1-2-0		
2-0-0	0-0-0	0-0-0		NEUTRAL		0-0-0		0-0-0		2-0-0		
<hr/>												
4-3-1	0-0-0	0-0-0		CONFERENCE		0-1-0		1-2-1		3-0-0		
3-2-1	0-0-0	0-0-0		HOME		0-1-0		1-1-1		2-0-0		
1-1-0	0-0-0	0-0-0		AWAY		0-0-0		0-1-0		1-0-0		
0-0-0	0-0-0	0-0-0		NEUTRAL		0-0-0		0-0-0		0-0-0		
<hr/>												
RPI	S	Opponent	Score	RPI	S	Opponent	Score	RPI	S	Opponent	Score	
						75 H DePaul	0 1			122 A Southwest Mo. St.	0 1	
						93 H Illinois St.	0 1			124 A Ball St.	3 2	
						100 A Gonzaga	0 1			128 H Drake	2 1	
										137 A Iowa	0 4	
										142 H Creighton	1 2	
										142 H Creighton	1 1	
										192 A Wis.-Green Bay	0 1	
										196 H Indiana St.	3 0	
										205 N Centenary (La.)	2 1	
										214 N La.-Monroe	1 0	
										223 H Evansville	3 0	
										234 A IPFW	2 0	
										241 A Drury	2 1	
										250 H Valparaiso	2 1	
										268 H Western Ill.	2 0	
										274 A Eastern Wash.	0 2	
<hr/>												
LAST 10 GAMES												
						142 H Creighton	1 2			122 A Southwest Mo. St.	0 1	
						137 A Iowa	0 4			223 H Evansville	3 0	
						142 H Creighton	1 1			196 H Indiana St.	3 0	
						128 H Drake	2 1			100 A Gonzaga	0 1	
						241 A Drury	2 1			274 A Eastern Wash.	0 2	

Non-Div. I Games:

Northern Iowa

Average RPI Win:		205	WON-LOST		WINNING		LAST 10		STRENGTH OF		OPP. STRENGTH		TEAM		ADJ		CONF.		ADJ CONF.	
Average RPI Loss:		80	RECORD		PCT. RANK		GAMES		SCHEDULE		OF SCHEDULE		RPI		RPI		RPI		RPI	
DIV. I ONLY			7-9-2		.44444		184		4-6-0		147		124		169		.48049		165	
DIV. I NON-CONF.			3-4-2		.44444		169		0-1-0		103		70		118		.50842		118	
TOTALS			RPI 1-25		RPI 26-50		W-L RECORDS		RPI 51-100		RPI 101-150		RPI 150+							
7-9-2			0-2-0		0-1-0		OVERALL		1-2-0		1-3-1		5-1-1							
4-1-1			0-0-0		0-0-0		HOME		0-0-0		0-1-1		4-0-0							
3-6-1			0-1-0		0-1-0		AWAY		1-2-0		1-1-0		1-1-1							
0-2-0			0-1-0		0-0-0		NEUTRAL		0-0-0		0-1-0		0-0-0							
3-4-2			0-2-0		0-1-0		NON-CONFERENCE		1-1-0		1-0-1		1-0-1							
1-0-1			0-0-0		0-0-0		HOME		0-0-0		0-0-1		1-0-0							
2-3-1			0-1-0		0-0-		AWAY		1-1-0		1-0-0		0-0-1							
0-1-0			0-1-0		0-0-0		NEUTRAL		0-0-0		0-0-0		0-0-0							
4-5-0			0-0-0		0-0-0		CONFERENCE		0-1-0		0-3-0		4-1-0							
3-1-0			0-0-0		0-0-0		HOME		0-0-0		0-1-0		3-0-0							
1-3-0			0-0-0		0-0-0		AWAY		0-1-0		0-1-0		1-1-0							
0-1-0			0-0-0		0-0-0		NEUTRAL		0-0-0		0-1-0		0-0-0							
RPI	S	Opponent		Score		RPI	S	Opponent		Score		RPI	S	Opponent		Score				
8	A	Tennessee		1	3	45	A	Washington		0	3	57	A	Southern Methodist		1	6			
14	N	Portland		0	1							87	A	St. Mary's (Cal.)		3	1			
												89	A	California		0	2			
														103 H UC Riverside		1	1			
														108 A Charlotte		3	1			
														111 A Hawaii		0	3			
														114 H Rice		1	4			
														114 N Rice		0	3			
														168 A UTEP		0	2			
														221 H Tulsa		4	0			
														225 A Pacific (Cal.)		2	2			
														242 H Boise St.		5	2			
														254 H San Jose St.		7	1			
														257 H Sacramento St.		2	0			
														266 A Nevada		3	0			
LAST 10 GAMES																				
		114 N Rice		0	3			266 A Nevada		3	0									
		114 H Rice		1	4			242 H Boise St.		5	2									
		221 H Tulsa		4	0			57 A Southern Methodist		1	6									
		111 A Hawaii		0	3			168 A UTEP		0	2									
		254 H San Jose St.		7	1			14 N Portland		0	1									

Non-Div. I Games:

Fresno St.

Northeastern

Through Games Of 2003 FINAL

Average RPI Win:	196	WON-LOST RECORD	WINNING PCT. RANK	LAST 10 GAMES	STRENGTH OF SCHEDULE	OPP. STRENGTH OF SCHEDULE	TEAM RPI	ADJ RPI	CONF. RPI	ADJ CONF. RPI			
Average RPI Loss:	132												
DIV. I ONLY	11-8-0	.57895	88	5-5-0	246	150	168	.4798	166	14	14		
DIV. I NON-CONF.	6-3-0	.66667	66	1-0-0	249	188	142	.49177	143	13	13		
<hr/>													
TOTALS	RPI 1-25	RPI 26-50		W-L RECORDS	RPI 51-100		RPI 101-150		RPI 150+				
11-8-0	0-0-0	0-0-0		OVERALL	3-3-0		0-0-0		8-5-0				
8-2-0	0-0-0	0-0-0		HOME	2-1-0		0-0-0		6-1-0				
2-6-0	0-0-0	0-0-0		AWAY	0-2-0		0-0-0		2-4-0				
1-0-0	0-0-0	0-0-0		NEUTRAL	1-0-0		0-0-0		0-0-0				
<hr/>													
6-3-0	0-0-0	0-0-0		NON-CONFERENCE	2-1-0		0-0-0		4-2-0				
5-1-0	0-0-0	0-0-0		HOME	1-0-0		0-0-0		4-1-0				
0-2-0	0-0-0	0-0-		AWAY	0-1-0		0-0-0		0-1-0				
1-0-0	0-0-0	0-0-0		NEUTRAL	1-0-0		0-0-0		0-0-0				
<hr/>													
5-5-0	0-0-0	0-0-0		CONFERENCE	1-2-0		0-0-0		4-3-0				
3-1-0	0-0-0	0-0-0		HOME	1-1-0		0-0-0		2-0-0				
2-4-0	0-0-0	0-0-0		AWAY	0-1-0		0-0-0		2-3-0				
0-0-0	0-0-0	0-0-0		NEUTRAL	0-0-0		0-0-0		0-0-0				
<hr/>													
RPI S	Opponent	Score	RPI S	Opponent	Score	RPI S	Opponent	Score	RPI S	Opponent	Score		
						65 A	Brown	0	3	151 H	Binghamton	3	0
						66 H	Boston U.	1	2	155 A	Rhode Island	0	4
						71 N	St. John's (N.Y.)	1	0	157 A	New Hampshire	2	7
						79 A	Maine	0	1	157 A	New Hampshire	0	2
						96 H	Hartford	4	0	170 A	UMBC	0	1
						99 H	Sacred Heart	3	0	182 A	Vermont	3	1
										204 H	Long Island	0	1
										213 H	Stony Brook	5	1
										253 H	St. Bonaventure	4	1
										260 H	Holy Cross	4	0
										270 H	Manhattan	3	0
										280 A	Albany (N.Y.)	1	0
										283 H	Iona	6	1
						<hr/>							
			LAST 10 GAMES										
			157 A New Hampshire			2	7	182 A Vermont			3	1	
			170 A UMBC			0	1	157 A New Hampshire			0	2	
			66 H Boston U.			1	2	79 A Maine			0	1	
			280 A Albany (N.Y.)			1	0	99 H Sacred Heart			3	0	
			96 H Hartford			4	0	213 H Stony Brook			5	1	

Non-Div. I Games:

Northeastern

Average RPI Win:	190	WON-LOST RECORD	WINNING PCT. RANK	LAST 10 GAMES	STRENGTH OF SCHEDULE	OPP. STRENGTH OF SCHEDULE	TEAM RPI	ADJ RPI	CONF. RPI	ADJ CONF. RPI	
DIV. I ONLY	9-7-3	.55263	110	4-5-1	227	160	166	.47961	167	11	11
DIV. I NON-CONF.	7-1-1	.83333	11	2-1-0	246	235	97	.52917	95	11	11
<hr/>											
TOTALS	RPI 1-25	RPI 26-50		W-L RECORDS	RPI 51-100		RPI 101-150		RPI 150+		
9-7-3	0-0-0	0-0-0		OVERALL	1-4-0		3-1-1		5-2-2		
6-3-1	0-0-0	0-0-0		HOME	0-2-0		3-0-1		3-1-0		
2-4-2	0-0-0	0-0-0		AWAY	1-2-0		0-1-0		1-1-1		
1-0-1	0-0-0	0-0-0		NEUTRAL	0-0-0		0-0-0		1-0-1		
<hr/>											
7-1-1	0-0-0	0-0-0		NON-CONFERENCE	1-1-0		1-0-0		5-0-1		
4-1-0	0-0-0	0-0-0		HOME	0-1-0		1-0-0		3-0-0		
2-0-0	0-0-0	0-0-		AWAY	1-0-0		0-0-0		1-0-0		
1-0-1	0-0-0	0-0-0		NEUTRAL	0-0-0		0-0-0		1-0-1		
<hr/>											
2-6-2	0-0-0	0-0-0		CONFERENCE	0-3-0		2-1-1		0-2-1		
2-2-1	0-0-0	0-0-0		HOME	0-1-0		2-0-1		0-1-0		
0-4-1	0-0-0	0-0-0		AWAY	0-2-0		0-1-0		0-1-1		
0-0-0	0-0-0	0-0-0		NEUTRAL	0-0-0		0-0-0		0-0-0		
<hr/>											
RPI S	Opponent	Score	RPI S	Opponent	Score	RPI S	Opponent	Score	RPI S	Opponent	Score
						64 H	UAB	0 3	108 H	Charlotte	1 1
						67 A	St. Louis	0 4	113 H	Middle Tenn.	2 0
						76 H	Mississippi St.	1 2	118 H	Tulane	3 0
						86 A	TCU	0 2	126 H	South Fla.	1 0
						98 A	Samford	1 0	129 A	East Caro.	0 4
						185 H	South Ala.	2 1			
						197 N	Texas St.	1 1			
						198 H	Louisville	0 1			
						201 A	Memphis	2 3			
						203 A	Houston	3 3			
232 A	La.-Lafayette	2 0									
273 N	Nicholls St.	2 1									
282 H	Mississippi Val.	5 0									
286 H	Jackson St.	9 0									
<hr/>											
			LAST 10 GAMES								
			76 H	Mississippi St.	1 2	126 H	South Fla.	1 0			
			118 H	Tulane	3 0	64 H	UAB	0 3			
			203 A	Houston	3 3	185 H	South Ala.	2 1			
			201 A	Memphis	2 3	286 H	Jackson St.	9 0			
			86 A	TCU	0 2	198 H	Louisville	0 1			

Non-Div. I Games:

Southern Miss.

Average RPI Win: 227		WON-LOST RECORD	WINNING PCT. RANK	LAST 10 GAMES	STRENGTH OF SCHEDULE	OPP. STRENGTH OF SCHEDULE	TEAM RPI	ADJ RPI	CONF. RPI	ADJ CONF. RPI				
Average RPI Loss: 129														
DIV. I ONLY		11-8-0	.57895	88	5-5-0	226	243	167	.47911	168	21	21		
DIV. I NON-CONF.		6-3-0	.66667	66	1-0-0	211	252	131	.49729	133	17	19		
<hr/>														
TOTALS		RPI 1-25		RPI 26-50		W-L RECORDS		RPI 51-100		RPI 101-150		RPI 150+		
11-8-0		0-0-0		0-0-0		OVERALL		0-3-0		0-2-0		11-3-0		
5-3-0		0-0-0		0-0-0		HOME		0-0-0		0-1-0		5-2-0		
5-5-0		0-0-0		0-0-0		AWAY		0-3-0		0-1-0		5-1-0		
1-0-0		0-0-0		0-0-0		NEUTRAL		0-0-0		0-0-0		1-0-0		
6-3-0		0-0-0		0-0-0		NON-CONFERENCE		0-1-0		0-0-0		6-2-0		
2-2-0		0-0-0		0-0-0		HOME		0-0-0		0-0-0		2-2-0		
4-1-0		0-0-0		0-0-		AWAY		0-1-0		0-0-0		4-0-0		
0-0-0		0-0-0		0-0-0		NEUTRAL		0-0-0		0-0-0		0-0-0		
5-5-0		0-0-0		0-0-0		CONFERENCE		0-2-0		0-2-0		5-1-0		
3-1-0		0-0-0		0-0-0		HOME		0-0-0		0-1-0		3-0-0		
1-4-0		0-0-0		0-0-0		AWAY		0-2-0		0-1-0		1-1-0		
1-0-0		0-0-0		0-0-0		NEUTRAL		0-0-0		0-0-0		1-0-0		
RPI	S	Opponent	Score	RPI	S	Opponent	Score	RPI	S	Opponent	Score			
								57	A	Southern Methodist	0	2		
								57	A	Southern Methodist	0	3		
								90	A	Stephen F. Austin	2	3		
										111	A	Hawaii	0	3
										114	H	Rice	0	1
										153	A	Texas Tech	2	1
										159	H	Buffalo	1	2
										165	H	Fresno St.	2	0
										197	A	Texas St.	2	0
										205	H	Centenary (La.)	1	2
										214	H	La.-Monroe	1	0
										221	H	Tulsa	4	1
										229	H	Mt. St. Mary's	3	0
										242	A	Boise St.	1	2
										242	N	Boise St.	1	0
										254	H	San Jose St.	6	1
										266	A	Nevada	3	2
										272	A	Sam Houston St.	5	0
										288	A	Prairie View	12	0
<hr/>														
LAST 10 GAMES														
								57	A	Southern Methodist	0	2		
								114	H	Rice	0	1		
								221	H	Tulsa	4	1		
								111	A	Hawaii	0	3		
								254	H	San Jose St.	6	1		

Non-Div. I Games:

UTEP



Average RPI Win:	195	WON-LOST	WINNING	LAST 10	STRENGTH OF	OPP. STRENGTH	TEAM	ADJ	CONF.	ADJ CONF.	
Average RPI Loss:	122	RECORD	PCT. RANK	GAMES	SCHEDULE	OF SCHEDULE	RPI	RPI	RPI	RPI	
DIV. I ONLY	10-10-1	.5	141	6-4-0	170	181	161	.47854	169	18	18
DIV. I NON-CONF.	3-4-0	.42857	177	1-0-0	190	152	196	.45546	195	20	18
<hr/>											
TOTALS	RPI 1-25	RPI 26-50		W-L RECORDS		RPI 51-100		RPI 101-150		RPI 150+	
10-10-1	0-1-0	0-0-0		OVERALL		0-3-0		3-2-0		7-4-1	
7-2-0	0-0-0	0-0-0		HOME		0-0-0		1-0-0		6-2-0	
2-7-1	0-1-0	0-0-0		AWAY		0-3-0		1-1-0		1-2-1	
1-1-0	0-0-0	0-0-0		NEUTRAL		0-0-0		1-1-0		0-0-0	
<hr/>											
3-4-0	0-1-0	0-0-0		NON-CONFERENCE		0-1-0		1-1-0		2-1-0	
2-1-0	0-0-0	0-0-0		HOME		0-0-0		0-0-0		2-1-0	
0-2-0	0-1-0	0-0-		AWAY		0-1-0		0-0-0		0-0-0	
1-1-0	0-0-0	0-0-0		NEUTRAL		0-0-0		1-1-0		0-0-0	
<hr/>											
7-6-1	0-0-0	0-0-0		CONFERENCE		0-2-0		2-1-0		5-3-1	
5-1-0	0-0-0	0-0-0		HOME		0-0-0		1-0-0		4-1-0	
2-5-1	0-0-0	0-0-0		AWAY		0-2-0		1-1-0		1-2-1	
0-0-0	0-0-0	0-0-0		NEUTRAL		0-0-0		0-0-0		0-0-0	
<hr/>											
RPI S	Opponent	Score		RPI S	Opponent	Score		RPI S	Opponent	Score	
16 A	Illinois	0	6			80 A	Western Mich. 1 2	110 N	Southeast Mo. St.	1	2
						80 A	Western Mich. 1 2	112 N	Minnesota	3	1
						82 A	Northwestern 0 4	124 H	Ball St.	4	1
								143 A	Kent St.	0	2
								143 A	Kent St.	1	0
								158 A	Eastern Mich.	1	2
								159 H	Buffalo	0	1
								163 A	Central Mich.	1	2
								179 H	Bowling Green	2	1
								195 H	Miami (Ohio)	1	0
								199 A	Akron	1	0
								216 H	Toledo	4	0
								227 H	Wright St.	2	3
								246 H	Duquesne	4	0
								258 H	Marshall	4	1
								265 A	Northern Ill.	1	1
								277 H	Robert Morris	4	0
<hr/>											
LAST 10 GAMES											
				80 A	Western Mich. 1 2			124 H	Ball St. 4 1		
				143 A	Kent St. 1 0			195 H	Miami (Ohio) 1 0		
				277 H	Robert Morris 4 0			158 A	Eastern Mich. 1 2		
				216 H	Toledo 4 0			163 A	Central Mich. 1 2		
				179 H	Bowling Green 2 1			159 H	Buffalo 0 1		

Non-Div. I Games:

Ohio

Average RPI Win: 209		WON-LOST RECORD	WINNING PCT. RANK	LAST 10 GAMES	STRENGTH OF SCHEDULE	OPP. STRENGTH OF SCHEDULE	TEAM RPI	ADJ RPI	CONF. RPI	ADJ CONF. RPI	
Average RPI Loss: 106											
DIV. I ONLY		7-8-1	.46875 175	6-3-1	149	191	170	.47803 170	14	14	
DIV. I NON-CONF.		3-3-0	.5 133	2-1-0	161	218	161	.48016 159	13	13	
TOTALS		RPI 1-25	RPI 26-50		W-L RECORDS		RPI 51-100		RPI 101-150		RPI 150+
7-8-1	0-0-0		0-0-0		OVERALL		0-6-0		0-0-0		7-2-1
4-4-0	0-0-0		0-0-0		HOME		0-4-0		0-0-0		4-0-0
3-4-1	0-0-0		0-0-0		AWAY		0-2-0		0-0-0		3-2-1
0-0-0	0-0-0		0-0-0		NEUTRAL		0-0-0		0-0-0		0-0-0
3-3-0	0-0-0		0-0-0		NON-CONFERENCE		0-2-0		0-0-0		3-1-0
2-2-0	0-0-0		0-0-0		HOME		0-2-0		0-0-0		2-0-0
1-1-0	0-0-0		0-0-		AWAY		0-0-0		0-0-0		1-1-0
0-0-0	0-0-0		0-0-0		NEUTRAL		0-0-0		0-0-0		0-0-0
4-5-1	0-0-0		0-0-0		CONFERENCE		0-4-0		0-0-0		4-1-1
2-2-0	0-0-0		0-0-0		HOME		0-2-0		0-0-0		2-0-0
2-3-1	0-0-0		0-0-0		AWAY		0-2-0		0-0-0		2-1-1
0-0-0	0-0-0		0-0-0		NEUTRAL		0-0-0		0-0-0		0-0-0
RPI S	Opponent	Score	RPI S	Opponent	Score	RPI S	Opponent	Score	RPI S	Opponent	Score
						62 H	Navy	0 3	151 A	Binghamton	1 1
						66 A	Boston U.	0 2	157 A	New Hampshire	1 0
						79 A	Maine	1 3	162 A	Pittsburgh	1 3
						79 H	Maine	0 2	166 H	Northeastern	1 0
						94 H	Delaware	0 3	182 H	Vermont	1 0
						96 H	Hartford	0 3	191 H	Old Dominion	2 1
									208 A	Rider	2 1
									213 A	Stony Brook	0 2
									276 H	Howard	1 0
									280 A	Albany (N.Y.)	3 0
LAST 10 GAMES											
			79 A	Maine	1 3	62 H	Navy	0 3			
			166 H	Northeastern	1 0	191 H	Old Dominion	2 1			
			213 A	Stony Brook	0 2	182 H	Vermont	1 0			
			157 A	New Hampshire	1 0	280 A	Albany (N.Y.)	3 0			
			151 A	Binghamton	1 1	276 H	Howard	1 0			

Non-Div. I Games:

UMBC

Average RPI Win: 178		WON-LOST RECORD		WINNING PCT. RANK		LAST 10 GAMES		STRENGTH OF SCHEDULE		OPP. STRENGTH OF SCHEDULE		TEAM RPI		ADJ RPI		CONF. RPI		ADJ CONF. RPI	
DIV. I ONLY		5-12-1		.30556 238		3-7-0		58		89		171		.47665 171		5		6	
DIV. I NON-CONF.		2-5-1		.3125 228		0-1-0		132		194		212		.44395 212		6		6	
TOTALS		RPI 1-25		RPI 26-50		W-L RECORDS		RPI 51-100		RPI 101-150		RPI 150+							
5-12-1		0-5-0		0-2-0		OVERALL		0-1-0		2-3-0		3-1-1							
3-4-1		0-1-0		0-1-0		HOME		0-0-0		2-1-0		1-1-1							
2-7-0		0-4-0		0-0-0		AWAY		0-1-0		0-2-0		2-0-0							
0-1-0		0-0-0		0-1-0		NEUTRAL		0-0-0		0-0-0		0-0-0							
2-5-1		0-1-0		0-1-0		NON-CONFERENCE		0-1-0		0-1-0		2-1-1							
1-1-1		0-0-0		0-0-0		HOME		0-0-0		0-0-0		1-1-1							
1-3-0		0-1-0		0-0-		AWAY		0-1-0		0-1-0		1-0-0							
0-1-0		0-0-0		0-1-0		NEUTRAL		0-0-0		0-0-0		0-0-0							
3-7-0		0-4-0		0-1-0		CONFERENCE		0-0-0		2-2-0		1-0-0							
2-3-0		0-1-0		0-1-0		HOME		0-0-0		2-1-0		0-0-0							
1-4-0		0-3-0		0-0-0		AWAY		0-0-0		0-1-0		1-0-0							
0-0-0		0-0-0		0-0-0		NEUTRAL		0-0-0		0-0-0		0-0-0							
RPI	S	Opponent		Score		RPI	S	Opponent		Score		RPI	S	Opponent		Score			
6	H	Notre Dame		0 2		32	N	Denver		0 2		69	A	Pennsylvania		0 1			
9	A	West Virginia		1 2		42	H	Rutgers		0 1				107 H Syracuse		0 2			
15	A	Villanova		0 1										130 A Providence		0 1			
21	A	Boston College		0 1										132 H Georgetown		3 2			
22	A	Colorado		0 2										140 A Columbia		0 1			
														144 H Virginia Tech		4 3			
														161 A Monmouth		1 0			
														162 A Pittsburgh		2 1			
														181 H Fairleigh Dickinson		1 2			
														249 H La Salle		1 1			
														291 H St. Peter's		6 0			
LAST 10 GAMES																			
140	A	Columbia		0 1		9	A	West Virginia		1 2									
6	H	Notre Dame		0 2		162	A	Pittsburgh		2 1									
132	H	Georgetown		3 2		144	H	Virginia Tech		4 3									
130	A	Providence		0 1		42	H	Rutgers		0 1									
21	A	Boston College		0 1		107	H	Syracuse		0 2									

Non-Div. I Games:

Seton Hall

## St. Joseph's

## Through Games Of 2003 FINAL

Average RPI Win:	222	WON-LOST	WINNING	LAST 10	STRENGTH OF	OPP. STRENGTH	TEAM	ADJ	CONF.	ADJ CONF.							
Average RPI Loss:	128	RECORD	PCT. RANK	GAMES	SCHEDULE	OF SCHEDULE	RPI	RPI	RPI	RPI							
DIV. I ONLY	9-8-1	.52778	120	6-4-0	209	211	174	.47477	172	19	19						
DIV. I NON-CONF.	2-3-1	.41667	179	0-0-0	207	227	219	.44034	218	19	17						
<hr/>																	
TOTALS	RPI 1-25	RPI 26-50		W-L RECORDS		RPI 51-100		RPI 101-150		RPI 150+							
9-8-1	0-0-0	0-0-0		OVERALL		0-3-0		1-2-0		8-3-1							
6-1-0	0-0-0	0-0-0		HOME		0-0-0		0-0-0		6-1-0							
3-6-1	0-0-0	0-0-0		AWAY		0-3-0		1-1-0		2-2-1							
0-1-0	0-0-0	0-0-0		NEUTRAL		0-0-0		0-1-0		0-0-0							
<hr/>																	
2-3-1	0-0-0	0-0-0		NON-CONFERENCE		0-1-0		0-0-0		2-2-1							
2-1-0	0-0-0	0-0-0		HOME		0-0-0		0-0-0		2-1-0							
0-2-1	0-0-0	0-0-		AWAY		0-1-0		0-0-0		0-1-1							
0-0-0	0-0-0	0-0-0		NEUTRAL		0-0-0		0-0-0		0-0-0							
<hr/>																	
7-5-0	0-0-0	0-0-0		CONFERENCE		0-2-0		1-2-0		6-1-0							
4-0-0	0-0-0	0-0-0		HOME		0-0-0		0-0-0		4-0-0							
3-4-0	0-0-0	0-0-0		AWAY		0-2-0		1-1-0		2-1-0							
0-1-0	0-0-0	0-0-0		NEUTRAL		0-0-0		0-1-0		0-0-0							
<hr/>																	
RPI S	Opponent	Score	RPI S	Opponent	Score	RPI S	Opponent	Score	RPI S	Opponent	Score						
						70 A Dayton	1	5	125 A George Washington	2	0						
						83 A Richmond	0	3	127 A Xavier	1	2						
						94 A Delaware	0	4	127 N Xavier	0	2						
									152 A Fordham	3	4						
									155 H Rhode Island	2	1						
									161 A Monmouth	0	1						
									204 A Long Island	1	1						
									207 H Lehigh	2	3						
									213 H Stony Brook	1	0						
									235 H Massachusetts	5	0						
									246 H Duquesne	1	0						
									249 A La Salle	1	0						
									253 H St. Bonaventure	3	2						
									256 H Drexel	4	1						
									262 A Temple	2	0						
						<hr/>											
									LAST 10 GAMES								
									127 N Xavier	0	2	253 H St. Bonaventure	3	2			
			235 H Massachusetts	5	0	246 H Duquesne	1	0									
			155 H Rhode Island	2	1	152 A Fordham	3	4									
			83 A Richmond	0	3	249 A La Salle	1	0									
			125 A George Washington	2	0	70 A Dayton	1	5									

Non-Div. I Games:

St. Joseph's

Average RPI Win: 135		WON-LOST RECORD	WINNING PCT. RANK		LAST 10 GAMES	STRENGTH OF SCHEDULE		OPP. STRENGTH OF SCHEDULE		TEAM RPI	ADJ RPI		CONF. RPI	ADJ CONF. RPI
Average RPI Loss: 85														
DIV. I ONLY		6-11-2	.368	42	220	2-7-1	146	62	184	.47268	173	8	8	
DIV. I NON-CONF.		4-5-1	.45	167		0-1-0	195	98	181	.46905	176	5	5	
TOTALS		RPI 1-25		RPI 26-50		W-L RECORDS		RPI 51-100		RPI 101-150		RPI 150+		
6-11-2	0-1-0			1-1-1	OVERALL		1-4-0		2-5-0		2-0-1			
3-5-1	0-0-0			0-0-1	HOME		1-2-0		1-3-0		1-0-0			
3-4-1	0-1-0			1-1-0	AWAY		0-2-0		1-0-0		1-0-1			
0-2-0	0-0-0			0-0-0	NEUTRAL		0-0-0		0-2-0		0-0-0			
4-5-1	0-0-0			0-0-0	NON-CONFERENCE		1-2-0		1-3-0		2-0-1			
3-1-0	0-0-0			0-0-0	HOME		1-0-0		1-1-0		1-0-0			
1-2-1	0-0-0			0-0-	AWAY		0-2-0		0-0-0		1-0-1			
0-2-0	0-0-0			0-0-0	NEUTRAL		0-0-0		0-2-0		0-0-0			
2-6-1	0-1-0			1-1-1	CONFERENCE		0-2-0		1-2-0		0-0-0			
0-4-1	0-0-0			0-0-1	HOME		0-2-0		0-2-0		0-0-0			
2-2-0	0-1-0			1-1-0	AWAY		0-0-0		1-0-0		0-0-0			
0-0-0	0-0-0			0-0-0	NEUTRAL		0-0-0		0-0-0		0-0-0			
RPI	S	Opponent	Score		RPI	S	Opponent	Score		RPI	S	Opponent	Score	
3	A	UCLA	0 4		38	A	Southern California	1 0		52	A	Missouri	1 3	
					39	H	Arizona St.	1 1		53	A	San Diego	1 2	
					45	A	Washington	0 3		58	H	Stanford	2 3	
										61	H	Kentucky	1 0	
										89	H	California	0 3	

Non-Div. I Games:

Arizona

Average RPI Win: 208		WON-LOST	WINNING	LAST 10	STRENGTH OF		OPP. STRENGTH	TEAM	ADJ		CONF.	ADJ CONF.			
Average RPI Loss: 122		RECORD	PCT. RANK	GAMES	SCHEDULE		OF SCHEDULE	RPI	RPI		RPI	RPI			
DIV. I ONLY		7-9-1	.44118	188	5-4-1		128	187	172		.47219	174			
DIV. I NON-CONF.		2-4-0	.33333	217	0-1-0		147	183	209		.44448	210			
TOTALS		RPI 1-25	RPI 26-50		W-L RECORDS		RPI 51-100		RPI 101-150		RPI 150+				
7-9-1		0-1-0	0-2-0		OVERALL		0-2-0		2-0-0		5-4-1				
5-1-1		0-0-0	0-0-0		HOME		0-0-0		1-0-0		4-1-1				
2-6-0		0-1-0	0-2-0		AWAY		0-1-0		1-0-0		1-2-0				
0-2-0		0-0-0	0-0-0		NEUTRAL		0-1-0		0-0-0		0-1-0				
2-4-0		0-1-0	0-0-0		NON-CONFERENCE		0-0-0		1-0-0		1-3-0				
1-1-0		0-0-0	0-0-0		HOME		0-0-0		0-0-0		1-1-0				
1-2-0		0-1-0	0-0-		AWAY		0-0-0		1-0-0		0-1-0				
0-1-0		0-0-0	0-0-0		NEUTRAL		0-0-0		0-0-0		0-1-0				
5-5-1		0-0-0	0-2-0		CONFERENCE		0-2-0		1-0-0		4-1-1				
4-0-1		0-0-0	0-0-0		HOME		0-0-0		1-0-0		3-0-1				
1-4-0		0-0-0	0-2-0		AWAY		0-1-0		0-0-0		1-1-0				
0-1-0		0-0-0	0-0-0		NEUTRAL		0-1-0		0-0-0		0-0-0				
RPI S	Opponent	Score		RPI S	Opponent	Score		RPI S	Opponent	Score		RPI S	Opponent	Score	
12 A	Duke	0	5	41 A	UCF	0	4	88 A	Georgia St.	0	4	106 H	Campbell	2	1
				44 A	Fla. Atlantic	1	3	88 N	Georgia St.	1	4	148 A	UNC Wilmington	1	0
												156 H	Stetson	0	0
												187 H	UNC Asheville	2	5
												188 A	Davidson	0	3
												202 H	Jacksonville	4	1
												209 N	Army	1	2
												211 A	Troy St.	3	1
												243 A	Mercer	0	1
												255 H	Winthrop	2	1
												267 H	Belmont	6	0
												269 H	Lipscomb	2	0
LAST 10 GAMES															
				88 N	Georgia St.	1	4	88 A	Georgia St.	0	4				
				106 H	Campbell	2	1	243 A	Mercer	0	1				
				12 A	Duke	0	5	267 H	Belmont	6	0				
				202 H	Jacksonville	4	1	269 H	Lipscomb	2	0				
				156 H	Stetson	0	0	211 A	Troy St.	3	1				

Non-Div. I Games: Anderson (SC) 6 0

Gardner-Webb

Average RPI Win: 183		WON-LOST RECORD	WINNING PCT. RANK	LAST 10 GAMES	STRENGTH OF SCHEDULE	OPP. STRENGTH OF SCHEDULE	TEAM RPI	ADJ RPI	CONF. RPI	ADJ CONF. RPI	
Average RPI Loss: 105											
DIV. I ONLY		6-11-0	.35294 228	4-6-0	86	140	178	.47094 175	10	10	
DIV. I NON-CONF.		3-5-0	.375 205	2-0-0	78	201	151	.4837 155	10	10	
<hr/>											
TOTALS		RPI 1-25	RPI 26-50		W-L RECORDS		RPI 51-100		RPI 101-150		RPI 150+
6-11-0		0-1-0	0-0-0		OVERALL		1-5-0		1-3-0		4-2-0
3-4-0		0-0-0	0-0-0		HOME		1-2-0		0-1-0		2-1-0
3-6-0		0-1-0	0-0-0		AWAY		0-3-0		1-2-0		2-0-0
0-1-0		0-0-0	0-0-0		NEUTRAL		0-0-0		0-0-0		0-1-0
3-5-0		0-1-0	0-0-0		NON-CONFERENCE		0-1-0		1-1-0		2-2-0
1-1-0		0-0-0	0-0-0		HOME		0-0-0		0-0-0		1-1-0
2-3-0		0-1-0	0-0-		AWAY		0-1-0		1-1-0		1-0-0
0-1-0		0-0-0	0-0-0		NEUTRAL		0-0-0		0-0-0		0-1-0
3-6-0		0-0-0	0-0-0		CONFERENCE		1-4-0		0-2-0		2-0-0
2-3-0		0-0-0	0-0-0		HOME		1-2-0		0-1-0		1-0-0
1-3-0		0-0-0	0-0-0		AWAY		0-2-0		0-1-0		1-0-0
0-0-0		0-0-0	0-0-0		NEUTRAL		0-0-0		0-0-0		0-0-0
RPI S	Opponent	Score		RPI S	Opponent	Score		RPI S	Opponent	Score	
20 A	Maryland	2	3			51 H	Hofstra 1 2	117 H	James Madison	1	2
						62 A	Navy 0 2	125 A	George Washington	0	1
						68 A	William & Mary 0 1	134 A	American	2	1
						78 A	Va. Commonwealth 1 2	148 A	UNC Wilmington	0	1
						81 H	George Mason 1 0	189 N	Butler	1	3
						94 H	Delaware 1 2	191 A	Old Dominion	1	0
								206 H	Bucknell	0	1
								207 H	Lehigh	1	0
								229 A	Mt. St. Mary's	2	0
								256 H	Drexel	2	0
<hr/>											
LAST 10 GAMES											
78 A Va. Commonwealth 1 2				94 H Delaware 1 2							
148 A UNC Wilmington 0 1				207 H Lehigh 1 0							
81 H George Mason 1 0				68 A William & Mary 0 1							
117 H James Madison 1 2				191 A Old Dominion 1 0							
134 A American 2 1				51 H Hofstra 1 2							

Non-Div. I Games:

Towson

Average RPI Win:	196	WON-LOST RECORD	WINNING PCT. RANK	LAST 10 GAMES	STRENGTH OF SCHEDULE	OPP. STRENGTH OF SCHEDULE	TEAM RPI	ADJ RPI	CONF. RPI	ADJ CONF. RPI		
DIV. I ONLY		7-10-2	.42105	193	3-5-2	176	107	186	.47058	176	9	9
DIV. I NON-CONF.		5-6-1	.45833	158	1-1-1	187	122	178	.46803	177	9	9
<hr/>												
TOTALS	RPI 1-25	RPI 26-50		W-L RECORDS		RPI 51-100		RPI 101-150		RPI 150+		
7-10-2	0-2-0	1-1-1		OVERALL		0-0-0		0-7-0		6-0-1		
3-2-1	0-1-0	1-0-1		HOME		0-0-0		0-1-0		2-0-0		
3-4-1	0-0-0	0-0-0		AWAY		0-0-0		0-4-0		3-0-1		
1-4-0	0-1-0	0-1-0		NEUTRAL		0-0-0		0-2-0		1-0-0		
<hr/>												
5-6-1	0-1-0	0-1-1		NON-CONFERENCE		0-0-0		0-4-0		5-0-0		
2-1-1	0-0-0	0-0-1		HOME		0-0-0		0-1-0		2-0-0		
2-2-0	0-0-0	0-0-		AWAY		0-0-0		0-2-0		2-0-0		
1-3-0	0-1-0	0-1-0		NEUTRAL		0-0-0		0-1-0		1-0-0		
<hr/>												
2-4-1	0-1-0	1-0-0		CONFERENCE		0-0-0		0-3-0		1-0-1		
1-1-0	0-1-0	1-0-0		HOME		0-0-0		0-0-0		0-0-0		
1-2-1	0-0-0	0-0-0		AWAY		0-0-0		0-2-0		1-0-1		
0-1-0	0-0-0	0-0-0		NEUTRAL		0-0-0		0-1-0		0-0-0		
<hr/>												
RPI S	Opponent	Score		RPI S	Opponent	Score		RPI S	Opponent	Score		
4 N	Florida St.	1	6	39 H	Arizona St.	1	1			102 N	UC Irvine	1 4
24 H	Utah	0	2	41 N	UCF	0	1			103 A	UC Riverside	0 2
				48 H	Brigham Young	1	0			104 A	Wyoming	1 3
										121 A	UNLV	0 1
										121 N	UNLV	1 2
										138 A	Colorado Col.	2 3
										146 H	Oregon St.	0 1
										154 H	Long Beach St.	2 0
										160 A	Air Force	1 0
										190 A	New Mexico	0 0
										226 N	Weber St.	1 0
										230 A	San Francisco	1 0
										266 H	Nevada	3 1
										285 A	Southern Utah	3 0
<hr/>												
LAST 10 GAMES												
				121 N	UNLV	1	2	48 H	Brigham Young	1	0	
				121 A	UNLV	0	1	104 A	Wyoming	1	3	
				190 A	New Mexico	0	0	138 A	Colorado Col.	2	3	
				160 A	Air Force	1	0	230 A	San Francisco	1	0	
				24 H	Utah	0	2	39 H	Arizona St.	1	1	

Non-Div. I Games:

San Diego St.



Average RPI Win:	242	WON-LOST RECORD	WINNING PCT. RANK	LAST 10 GAMES	STRENGTH OF SCHEDULE	OPP. STRENGTH OF SCHEDULE	TEAM RPI	ADJ RPI	CONF. RPI	ADJ CONF. RPI							
Average RPI Loss:	139																
DIV. I ONLY	8-7-3	.52778	120	4-5-1	222	231	181	.47047	177	22	22						
DIV. I NON-CONF.	4-4-1	.5	133	0-2-0	233	221	200	.45182	201	23	23						
<hr/>																	
TOTALS	RPI 1-25	RPI 26-50		W-L RECORDS		RPI 51-100		RPI 101-150		RPI 150+							
8-7-3	0-0-0	0-0-0		OVERALL		0-3-0		0-2-3		8-2-0							
5-3-2	0-0-0	0-0-0		HOME		0-1-0		0-2-2		5-0-0							
3-4-1	0-0-0	0-0-0		AWAY		0-2-0		0-0-1		3-2-0							
0-0-0	0-0-0	0-0-0		NEUTRAL		0-0-0		0-0-0		0-0-0							
<hr/>																	
4-4-1	0-0-0	0-0-0		NON-CONFERENCE		0-2-0		0-0-1		4-2-0							
3-1-1	0-0-0	0-0-0		HOME		0-1-0		0-0-1		3-0-0							
1-3-0	0-0-0	0-0-		AWAY		0-1-0		0-0-0		1-2-0							
0-0-0	0-0-0	0-0-0		NEUTRAL		0-0-0		0-0-0		0-0-0							
<hr/>																	
4-3-2	0-0-0	0-0-0		CONFERENCE		0-1-0		0-2-2		4-0-0							
2-2-1	0-0-0	0-0-0		HOME		0-0-0		0-2-1		2-0-0							
2-1-1	0-0-0	0-0-0		AWAY		0-1-0		0-0-1		2-0-0							
0-0-0	0-0-0	0-0-0		NEUTRAL		0-0-0		0-0-0		0-0-0							
<hr/>																	
RPI S	Opponent	Score	RPI S	Opponent	Score	RPI S	Opponent	Score	RPI S	Opponent	Score						
						90 A	Stephen F. Austin	2	5	110 H	Southeast Mo. St.	1	2				
						92 H	Southeastern La.	1	2	110 H	Southeast Mo. St.	0	2				
						98 A	Samford	0	1	122 H	Southwest Mo. St.	1	1				
										133 H	Eastern Ill.	3	3				
										150 A	Jacksonville St.	0	0				
										201 A	Memphis	1	3				
										210 A	Tennessee Tech	2	1				
										220 A	Arkansas St.	1	0				
										228 H	Murray St.	4	2				
										234 H	IPFW	3	1				
						240 H	Ark.-Little Rock	4	1								
						259 A	Austin Peay	2	1								
						267 H	Belmont	8	0								
						269 A	Lipscomb	0	1								
						278 H	Morehead St.	5	0								
						<hr/>											
						LAST 10 GAMES											
						110 H Southeast Mo. St.			0	2	110 H Southeast Mo. St.	1	2				
						278 H Morehead St.			5	0	269 A Lipscomb	0	1				
						210 A Tennessee Tech			2	1	228 H Murray St.	4	2				
259 A Austin Peay			2	1	201 A Memphis	1	3										
133 H Eastern Ill.			3	3	98 A Samford	0	1										

Non-Div. I Games: Cumberland (TN) 5 0

Tenn.-Martin



Average RPI Win:	202	WON-LOST	WINNING	LAST 10	STRENGTH OF	OPP. STRENGTH	TEAM	ADJ	CONF.	ADJ CONF.	
Average RPI Loss:	119	RECORD	PCT. RANK	GAMES	SCHEDULE	OF SCHEDULE	RPI	RPI	RPI	RPI	
DIV. I ONLY	8-12-3	.41304	201	3-5-2	113	161	173	.46983	179	18	18
DIV. I NON-CONF.	2-6-0	.25	245	0-2-0	72	140	188	.46165	186	20	18
<hr/>											
TOTALS	RPI 1-25	RPI 26-50		W-L RECORDS	RPI 51-100		RPI 101-150		RPI 150+		
8-12-3	0-0-0	0-3-0		OVERALL	0-2-0		1-2-1		7-5-2		
3-5-2	0-0-0	0-1-0		HOME	0-0-0		0-1-1		3-3-1		
5-5-1	0-0-0	0-1-0		AWAY	0-2-0		1-0-0		4-2-0		
0-2-1	0-0-0	0-1-0		NEUTRAL	0-0-0		0-1-0		0-0-1		
<hr/>											
2-6-0	0-0-0	0-3-0		NON-CONFERENCE	0-0-0		0-2-0		2-1-0		
2-2-0	0-0-0	0-1-0		HOME	0-0-0		0-1-0		2-0-0		
0-2-0	0-0-0	0-0-		AWAY	0-0-0		0-0-0		0-1-0		
0-2-0	0-0-0	0-1-0		NEUTRAL	0-0-0		0-1-0		0-0-0		
<hr/>											
6-6-3	0-0-0	0-0-0		CONFERENCE	0-2-0		1-0-1		5-4-2		
1-3-2	0-0-0	0-0-0		HOME	0-0-0		0-0-1		1-3-1		
5-3-0	0-0-0	0-0-0		AWAY	0-2-0		1-0-0		4-1-0		
0-0-1	0-0-0	0-0-0		NEUTRAL	0-0-0		0-0-0		0-0-1		
<hr/>											
RPI S	Opponent	Score	RPI S	Opponent	Score	RPI S	Opponent	Score	RPI S	Opponent	Score
			39 N	Arizona St.	1 5	80 A	Western Mich.	1 4	111 N	Hawaii	0 4
			47 H	Ohio St.	2 3	80 A	Western Mich.	0 2	124 A	Ball St.	2 0
			49 A	Michigan St.	2 3				133 H	Eastern Ill.	2 4
									143 H	Kent St.	0 0
									158 A	Eastern Mich.	2 1
									158 H	Eastern Mich.	0 1
									159 H	Buffalo	2 3
									163 H	Central Mich.	2 2
									163 N	Central Mich.	0 0
									169 A	Ohio	1 2
									184 A	Detroit	0 3
									186 H	Cincinnati	1 0
									195 A	Miami (Ohio)	3 2
									199 H	Akron	2 1
									216 H	Toledo	0 1
									227 H	Wright St.	3 0
									258 A	Marshall	4 3
									265 A	Northern Ill.	4 3
<hr/>											
LAST 10 GAMES											
			80 A	Western Mich.	1 4	169 A	Ohio	1 2			
			163 N	Central Mich.	0 0	143 H	Kent St.	0 0			
			158 A	Eastern Mich.	2 1	159 H	Buffalo	2 3			
			47 H	Ohio St.	2 3	49 A	Michigan St.	2 3			
			258 A	Marshall	4 3	265 A	Northern Ill.	4 3			

Non-Div. I Games:

Bowling Green

Average RPI Win:		204	WON-LOST		WINNING		LAST 10		STRENGTH OF		OPP. STRENGTH		TEAM	ADJ		CONF.		ADJ CONF.						
Average RPI Loss:		127	RECORD		PCT. RANK		GAMES		SCHEDULE		OF SCHEDULE		RPI	RPI		RPI		RPI						
DIV. I ONLY			10-11-0		.47619		164		5-5-0		175		196		177		.46934		180		25		24	
DIV. I NON-CONF.			6-6-0		.5		133		2-2-0		125		145		130		.5014		129		22		22	
TOTALS		RPI 1-25		RPI 26-50		W-L RECORDS		RPI 51-100		RPI 101-150		RPI 150+												
10-11-0		0-1-0		0-1-0		OVERALL		1-3-0		0-2-0		9-4-0												
8-3-0		0-0-0		0-1-0		HOME		1-0-0		0-1-0		7-1-0												
2-6-0		0-1-0		0-0-0		AWAY		0-1-0		0-1-0		2-3-0												
0-2-0		0-0-0		0-0-0		NEUTRAL		0-2-0		0-0-0		0-0-0												
6-6-0		0-1-0		0-1-0		NON-CONFERENCE		1-3-0		0-1-0		5-0-0												
4-2-0		0-0-0		0-1-0		HOME		1-0-0		0-1-0		3-0-0												
2-2-0		0-1-0		0-0-		AWAY		0-1-0		0-0-0		2-0-0												
0-2-0		0-0-0		0-0-0		NEUTRAL		0-2-0		0-0-0		0-0-0												
4-5-0		0-0-0		0-0-0		CONFERENCE		0-0-0		0-1-0		4-4-0												
4-1-0		0-0-0		0-0-0		HOME		0-0-0		0-0-0		4-1-0												
0-4-0		0-0-0		0-0-0		AWAY		0-0-0		0-1-0		0-3-0												
0-0-0		0-0-0		0-0-0		NEUTRAL		0-0-0		0-0-0		0-0-0												
RPI	S	Opponent		Score		RPI	S	Opponent		Score		RPI	S	Opponent		Score								
6	A	Notre Dame		0 5		47	H	Ohio St.		0 4		59	N	Yale		0 1								
												65	N	Brown		1 2								
												82	A	Northwestern		0 1								
												93	H	Illinois St.		2 0								
												119	A	Wis.-Milwaukee		0 2								
												133	H	Eastern Ill.		2 3								
												163	H	Central Mich.		1 0								
												184	H	Detroit		1 0								
												184	H	Detroit		0 1								
												189	H	Butler		1 0								
												189	H	Butler		1 0								
												192	A	Wis.-Green Bay		2 4								
												192	H	Wis.-Green Bay		4 2								
												227	A	Wright St.		1 2								
												234	A	IPFW		4 1								
												250	H	Valparaiso		1 0								
												268	A	Western Ill.		1 0								
												279	H	IUPUI		6 2								
												284	A	Youngstown St.		0 1								
LAST 10 GAMES																								
6	A	Notre Dame		0 5		284	A	Youngstown St.		0 1														
184	H	Detroit		1 0		47	H	Ohio St.		0 4														
192	H	Wis.-Green Bay		4 2		184	H	Detroit		0 1														
189	H	Butler		1 0		227	A	Wright St.		1 2														
163	H	Central Mich.		1 0		234	A	IPFW		4 1														

Non-Div. I Games:

Loyola (Ill.)

Average RPI Win:	206	WON-LOST	WINNING	LAST 10	STRENGTH OF	OPP. STRENGTH	TEAM	ADJ	CONF.	ADJ CONF.	
Average RPI Loss:	145	RECORD	PCT. RANK	GAMES	SCHEDULE	OF SCHEDULE	RPI	RPI	RPI	RPI	
DIV. I ONLY	10-8-1	.55263	110	6-4-0	235	200	175	.46918	181	23	23
DIV. I NON-CONF.	6-4-0	.6	97	3-0-0	232	165	155	.48337	156	25	24
<hr/>											
TOTALS	RPI 1-25	RPI 26-50		W-L RECORDS	RPI 51-100		RPI 101-150		RPI 150+		
10-8-1	0-0-0	0-1-0		OVERALL	1-1-0		0-2-0		9-4-1		
2-4-1	0-0-0	0-1-0		HOME	0-0-0		0-1-0		2-2-1		
8-3-0	0-0-0	0-0-0		AWAY	1-1-0		0-0-0		7-2-0		
0-1-0	0-0-0	0-0-0		NEUTRAL	0-0-0		0-1-0		0-0-0		
<hr/>											
6-4-0	0-0-0	0-0-0		NON-CONFERENCE	0-1-0		0-2-0		6-1-0		
1-2-0	0-0-0	0-0-0		HOME	0-0-0		0-1-0		1-1-0		
5-1-0	0-0-0	0-0-		AWAY	0-1-0		0-0-0		5-0-0		
0-1-0	0-0-0	0-0-0		NEUTRAL	0-0-0		0-1-0		0-0-0		
<hr/>											
4-4-1	0-0-0	0-1-0		CONFERENCE	1-0-0		0-0-0		3-3-1		
1-2-1	0-0-0	0-1-0		HOME	0-0-0		0-0-0		1-1-1		
3-2-0	0-0-0	0-0-0		AWAY	1-0-0		0-0-0		2-2-0		
0-0-0	0-0-0	0-0-0		NEUTRAL	0-0-0		0-0-0		0-0-0		
<hr/>											
RPI S	Opponent	Score	RPI S	Opponent	Score	RPI S	Opponent	Score	RPI S	Opponent	Score
			37 H	Central Conn. St.	1 3	97 A	Cal St. Fullerton	1 2	102 N	UC Irvine	0 3
						99 A	Sacred Heart	2 0	140 H	Columbia	1 2
									151 A	Binghamton	1 0
									151 H	Binghamton	0 1
									152 A	Fordham	3 2
									161 A	Monmouth	1 2
									171 A	Seton Hall	2 1
									204 A	Long Island	1 2
									209 H	Army	2 0
									223 H	Quinnipiac	0 0
									229 H	Mt. St. Mary's	1 0
									231 A	St. Francis (Pa.)	2 1
									256 A	Drexel	2 1
									264 H	Wagner	2 3
									277 A	Robert Morris	6 0
									280 A	Albany (N.Y.)	2 1
<hr/>											
			LAST 10 GAMES								
			152 A	Fordham	3 2	99 A	Sacred Heart	2 0			
			151 A	Binghamton	1 0	231 A	St. Francis (Pa.)	2 1			
			204 A	Long Island	1 2	277 A	Robert Morris	6 0			
			264 H	Wagner	2 3	209 H	Army	2 0			
			161 A	Monmouth	1 2	37 H	Central Conn. St.	1 3			

Non-Div. I Games:

Fairleigh Dickinson

Average RPI Win:	225	WON-LOST	WINNING	LAST 10	STRENGTH OF	OPP. STRENGTH	TEAM	ADJ	CONF.	ADJ CONF.	
Average RPI Loss:	120	RECORD	PCT. RANK	GAMES	SCHEDULE	OF SCHEDULE	RPI	RPI	RPI	RPI	
DIV. I ONLY	5-9-4	.38889	213	1-7-2	109	171	180	.46866	182	14	14
DIV. I NON-CONF.	4-3-2	.55556	116	0-1-0	58	190	82	.54024	83	13	13
<hr/>											
TOTALS	RPI 1-25	RPI 26-50		W-L RECORDS	RPI 51-100		RPI 101-150		RPI 150+		
5-9-4	0-0-0	0-1-1		OVERALL	0-3-2		1-1-0		4-4-1		
3-3-1	0-0-0	0-0-0		HOME	0-1-0		0-1-0		3-1-1		
2-6-3	0-0-0	0-1-1		AWAY	0-2-2		1-0-0		1-3-0		
0-0-0	0-0-0	0-0-0		NEUTRAL	0-0-0		0-0-0		0-0-0		
<hr/>											
4-3-2	0-0-0	0-1-1		NON-CONFERENCE	0-1-1		1-1-0		3-0-0		
2-1-0	0-0-0	0-0-0		HOME	0-0-0		0-1-0		2-0-0		
2-2-2	0-0-0	0-1-		AWAY	0-1-1		1-0-0		1-0-0		
0-0-0	0-0-0	0-0-0		NEUTRAL	0-0-0		0-0-0		0-0-0		
<hr/>											
1-6-2	0-0-0	0-0-0		CONFERENCE	0-2-1		0-0-0		1-4-1		
1-2-1	0-0-0	0-0-0		HOME	0-1-0		0-0-0		1-1-1		
0-4-1	0-0-0	0-0-0		AWAY	0-1-1		0-0-0		0-3-0		
0-0-0	0-0-0	0-0-0		NEUTRAL	0-0-0		0-0-0		0-0-0		
<hr/>											
RPI S	Opponent	Score	RPI S	Opponent	Score	RPI S	Opponent	Score	RPI S	Opponent	Score
			37 A	Central Conn. St.	3 3	55 A	Harvard	1 3	139 H	Colgate	1 2
			40 A	Oklahoma St.	0 4	65 A	Brown	0 0	147 A	Oral Roberts	2 1
						66 A	Boston U.	0 2	151 A	Binghamton	2 3
						79 H	Maine	1 5	156 H	Stetson	4 0
						96 A	Hartford	2 2	157 H	New Hampshire	2 2
									166 H	Northeastern	1 3
									170 A	UMBC	0 1
									213 A	Stony Brook	0 1
									261 A	Marist	2 1
									280 H	Albany (N.Y.)	4 0
									283 H	Iona	2 1
<hr/>											
			LAST 10 GAMES								
			79 H	Maine	1 5	166 H	Northeastern	1 3			
			157 H	New Hampshire	2 2	170 A	UMBC	0 1			
			151 A	Binghamton	2 3	96 A	Hartford	2 2			
			213 A	Stony Brook	0 1	280 H	Albany (N.Y.)	4 0			
			139 H	Colgate	1 2	66 A	Boston U.	0 2			

Non-Div. I Games:

Vermont

Average RPI Win: 224		WON-LOST	WINNING	LAST 10	STRENGTH OF		OPP. STRENGTH	TEAM	ADJ	CONF.	ADJ CONF.
Average RPI Loss: 105		RECORD	PCT. RANK	GAMES	SCHEDULE		OF SCHEDULE	RPI	RPI	RPI	RPI
DIV. I ONLY		7-9-3	.44737	180	3-6-1		162	156	179	.46823	183
DIV. I NON-CONF.		2-4-1	.35714	209	0-1-0		192	216	225	.42898	226
TOTALS		RPI 1-25	RPI 26-50		W-L RECORDS		RPI 51-100		RPI 101-150		RPI 150+
7-9-3	0-0-0	0-4-0		OVERALL		0-1-2		1-2-0		6-2-1	
5-2-2	0-0-0	0-1-0		HOME		0-1-2		0-0-0		5-0-0	
2-7-1	0-0-0	0-3-0		AWAY		0-0-0		1-2-0		1-2-1	
0-0-0	0-0-0	0-0-0		NEUTRAL		0-0-0		0-0-0		0-0-0	
2-4-1	0-0-0	0-1-0		NON-CONFERENCE		0-1-1		0-0-0		2-2-0	
2-1-1	0-0-0	0-0-0		HOME		0-1-1		0-0-0		2-0-0	
0-3-0	0-0-0	0-0-		AWAY		0-0-0		0-0-0		0-2-0	
0-0-0	0-0-0	0-0-0		NEUTRAL		0-0-0		0-0-0		0-0-0	
5-5-2	0-0-0	0-3-0		CONFERENCE		0-0-1		1-2-0		4-0-1	
3-1-1	0-0-0	0-1-0		HOME		0-0-1		0-0-0		3-0-0	
2-4-1	0-0-0	0-2-0		AWAY		0-0-0		1-2-0		1-0-1	
0-0-0	0-0-0	0-0-0		NEUTRAL		0-0-0		0-0-0		0-0-0	
RPI S	Opponent	Score	RPI S	Opponent	Score	RPI S	Opponent	Score	RPI S	Opponent	Score
			26 A	Clemson	2 6	72 H	South Carolina	0 2	135 A	Appalachian St.	0 1
			36 A	UNC Greensboro	0 2	95 H	Chattanooga	0 0	141 A	East Tenn. St.	2 3
			36 H	UNC Greensboro	0 1	98 H	Samford	0 0	145 A	Col. of Charleston	1 0
			43 A	Furman	2 3				188 H	Davidson	2 1
									200 H	Western Caro.	1 0
									215 A	High Point	0 4
									219 A	Ga. Southern	1 1
									237 H	Coastal Caro.	1 0
									239 A	Elon	1 0
									243 A	Mercer	0 1
									275 H	Citadel	2 0
									287 H	Canisius	4 0
LAST 10 GAMES											
			36 A	UNC Greensboro	0 2	141 A	East Tenn. St.	2 3			
			215 A	High Point	0 4	36 H	UNC Greensboro	0 1			
			43 A	Furman	2 3	200 H	Western Caro.	1 0			
			188 H	Davidson	2 1	219 A	Ga. Southern	1 1			
			275 H	Citadel	2 0	135 A	Appalachian St.	0 1			

Non-Div. I Games:

Wofford

Average RPI Win:	184	WON-LOST	WINNING	LAST 10	STRENGTH OF	OPP. STRENGTH	TEAM	ADJ	CONF.	ADJ CONF.	
Average RPI Loss:	147	RECORD	PCT. RANK	GAMES	SCHEDULE	OF SCHEDULE	RPI	RPI	RPI	RPI	
DIV. I ONLY	9-10-1	.475	167	3-6-1	161	230	176	.46662	184	25	24
DIV. I NON-CONF.	4-6-1	.40909	188	0-4-1	107	207	158	.47746	162	22	22
<hr/>											
TOTALS	RPI 1-25	RPI 26-50		W-L RECORDS	RPI 51-100		RPI 101-150		RPI 150+		
9-10-1	0-0-0	0-2-0		OVERALL	1-1-0		1-1-0		7-6-1		
5-3-0	0-0-0	0-0-0		HOME	1-1-0		0-1-0		4-1-0		
2-7-1	0-0-0	0-2-0		AWAY	0-0-0		0-0-0		2-5-1		
2-0-0	0-0-0	0-0-0		NEUTRAL	0-0-0		1-0-0		1-0-0		
<hr/>											
4-6-1	0-0-0	0-2-0		NON-CONFERENCE	1-1-0		0-0-0		3-3-1		
3-1-0	0-0-0	0-0-0		HOME	1-1-0		0-0-0		2-0-0		
1-5-1	0-0-0	0-0-		AWAY	0-0-0		0-0-0		1-3-1		
0-0-0	0-0-0	0-0-0		NEUTRAL	0-0-0		0-0-0		0-0-0		
<hr/>											
5-4-0	0-0-0	0-0-0		CONFERENCE	0-0-0		1-1-0		4-3-0		
2-2-0	0-0-0	0-0-0		HOME	0-0-0		0-1-0		2-1-0		
1-2-0	0-0-0	0-0-0		AWAY	0-0-0		0-0-0		1-2-0		
2-0-0	0-0-0	0-0-0		NEUTRAL	0-0-0		1-0-0		1-0-0		
<hr/>											
RPI S	Opponent	Score	RPI S	Opponent	Score	RPI S	Opponent	Score	RPI S	Opponent	Score
			41 A	UCF	0 2	63 H	Oakland	0 1	119 H	Wis.-Milwaukee	1 2
			49 A	Michigan St.	0 4	80 H	Western Mich.	2 1	119 N	Wis.-Milwaukee	1 0
									156 A	Stetson	0 1
									158 H	Eastern Mich.	3 1
									179 H	Bowling Green	3 0
									180 A	Loyola (Ill.)	0 1
									180 A	Loyola (Ill.)	1 0
									189 A	Butler	0 5
									192 H	Wis.-Green Bay	1 0
									216 A	Toledo	0 2
									227 H	Wright St.	1 2
									227 N	Wright St.	2 1
									233 A	Niagara	2 0
									234 A	IPFW	0 2
									279 A	IUPUI	1 1
									284 H	Youngstown St.	3 0
<hr/>											
LAST 10 GAMES											
			180 A	Loyola (Ill.)	0 1	189 A	Butler	0 5			
			119 N	Wis.-Milwaukee	1 0	279 A	IUPUI	1 1			
			227 N	Wright St.	2 1	63 H	Oakland	0 1			
			156 A	Stetson	0 1	180 A	Loyola (Ill.)	1 0			
			41 A	UCF	0 2	234 A	IPFW	0 2			

Non-Div. I Games:

Detroit



Average RPI Win: 239		WON-LOST	WINNING	LAST 10	STRENGTH OF		OPP. STRENGTH	TEAM	ADJ	CONF.	ADJ CONF.
Average RPI Loss: 109		RECORD	PCT. RANK	GAMES	SCHEDULE		OF SCHEDULE	RPI	RPI	RPI	RPI
DIV. I ONLY		6-12-3	.35714	227	2-7-1		87	198	185	.46456	185
DIV. I NON-CONF.		3-7-2	.33333	217	0-2-0		71	213	164	.47239	168
TOTALS		RPI 1-25	RPI 26-50		W-L RECORDS		RPI 51-100		RPI 101-150		RPI 150+
6-12-3	0-0-0	0-2-0		OVERALL		0-4-1		0-3-2		6-3-0	
4-3-2	0-0-0	0-0-0		HOME		0-1-0		0-1-2		4-1-0	
2-8-1	0-0-0	0-2-0		AWAY		0-3-0		0-2-0		2-1-0	
0-1-1	0-0-0	0-0-0		NEUTRAL		0-0-1		0-0-0		0-1-0	
3-7-2	0-0-0	0-1-0		NON-CONFERENCE		0-3-1		0-1-1		3-2-0	
3-1-1	0-0-0	0-0-0		HOME		0-1-0		0-0-1		3-0-0	
0-5-0	0-0-0	0-0-		AWAY		0-2-0		0-1-0		0-1-0	
0-1-1	0-0-0	0-0-0		NEUTRAL		0-0-1		0-0-0		0-1-0	
3-5-1	0-0-0	0-1-0		CONFERENCE		0-1-0		0-2-1		3-1-0	
1-2-1	0-0-0	0-0-0		HOME		0-0-0		0-1-1		1-1-0	
2-3-0	0-0-0	0-1-0		AWAY		0-1-0		0-1-0		2-0-0	
0-0-0	0-0-0	0-0-0		NEUTRAL		0-0-0		0-0-0		0-0-0	
RPI S	Opponent	Score	RPI S	Opponent	Score	RPI S	Opponent	Score	RPI S	Opponent	Score
			29 A	Mississippi	0 6	64 A	UAB	0 2	105 A	Alabama	0 1
			32 A	Denver	0 6	76 A	Mississippi St.	0 5	109 A	Western Ky.	2 3
						77 A	North Texas	0 3	109 H	Western Ky.	1 2
						88 H	Georgia St.	1 2	113 H	Middle Tenn.	1 1
						98 N	Samford	0 0	150 H	Jacksonville St.	1 1
									167 A	Southern Miss.	1 2
									206 N	Bucknell	2 3
									211 H	Troy St.	3 2
									220 H	Arkansas St.	1 0
									232 A	La.-Lafayette	3 1
									240 H	Ark.-Little Rock	1 2
									251 A	Florida Int'l	4 0
									259 H	Austin Peay	1 0
									263 H	Alabama A&M	2 0
LAST 10 GAMES											
			109 A	Western Ky.	2 3	220 H	Arkansas St.	1 0			
			109 H	Western Ky.	1 2	240 H	Ark.-Little Rock	1 2			
			113 H	Middle Tenn.	1 1	206 N	Bucknell	2 3			
			77 A	North Texas	0 3	251 A	Florida Int'l	4 0			
			32 A	Denver	0 6	167 A	Southern Miss.	1 2			

Non-Div. I Games:

South Ala.

Average RPI Win:	150	WON-LOST	WINNING	LAST 10	STRENGTH OF	OPP. STRENGTH	TEAM	ADJ	CONF.	ADJ CONF.	
Average RPI Loss:	106	RECORD	PCT. RANK	GAMES	SCHEDULE	OF SCHEDULE	RPI	RPI	RPI	RPI	
DIV. I ONLY	5-13-1	.28947	241	2-8-0	74	131	191	.46325	186	11	11
DIV. I NON-CONF.	2-6-1	.27778	241	0-3-0	81	166	186	.46248	185	11	11
<hr/>											
TOTALS	RPI 1-25	RPI 26-50		W-L RECORDS	RPI 51-100		RPI 101-150		RPI 150+		
5-13-1	0-0-0	0-1-0		OVERALL	1-6-0		2-3-0		2-3-1		
4-6-0	0-0-0	0-1-0		HOME	0-2-0		2-2-0		2-1-0		
1-7-1	0-0-0	0-0-0		AWAY	1-4-0		0-1-0		0-2-1		
0-0-0	0-0-0	0-0-0		NEUTRAL	0-0-0		0-0-0		0-0-0		
<hr/>											
2-6-1	0-0-0	0-1-0		NON-CONFERENCE	0-2-0		1-1-0		1-2-1		
2-3-0	0-0-0	0-1-0		HOME	0-0-0		1-1-0		1-1-0		
0-3-1	0-0-0	0-0-		AWAY	0-2-0		0-0-0		0-1-1		
0-0-0	0-0-0	0-0-0		NEUTRAL	0-0-0		0-0-0		0-0-0		
<hr/>											
3-7-0	0-0-0	0-0-0		CONFERENCE	1-4-0		1-2-0		1-1-0		
2-3-0	0-0-0	0-0-0		HOME	0-2-0		1-1-0		1-0-0		
1-4-0	0-0-0	0-0-0		AWAY	1-2-0		0-1-0		0-1-0		
0-0-0	0-0-0	0-0-0		NEUTRAL	0-0-0		0-0-0		0-0-0		
<hr/>											
RPI	S	Opponent	Score	RPI	S	Opponent	Score	RPI	S	Opponent	Score
				47	H	Ohio St.	0 2	63	A	Oakland	1 5
								64	A	UAB	0 2
								67	A	St. Louis	0 1
								68	A	William & Mary	1 3
								75	A	DePaul	1 0
								85	H	Marquette	0 2
								86	H	TCU	1 2
								108	H	Charlotte	0 1
								119	H	Wis.-Milwaukee	0 1
								126	A	South Fla.	0 2
								127	H	Xavier	3 1
								129	H	East Caro.	2 1
								163	H	Central Mich.	1 2
								179	A	Bowling Green	0 1
								195	A	Miami (Ohio)	2 2
								198	A	Louisville	0 1
								201	H	Memphis	2 1
								216	H	Toledo	2 1
<hr/>											
LAST 10 GAMES											
				198	A	Louisville	0 1	68	A	William & Mary	1 3
				129	H	East Caro.	2 1	85	H	Marquette	0 2
				108	H	Charlotte	0 1	63	A	Oakland	1 5
				67	A	St. Louis	0 1	119	H	Wis.-Milwaukee	0 1
				75	A	DePaul	1 0	126	A	South Fla.	0 2

Non-Div. I Games:

Cincinnati

Average RPI Win: 220		WON-LOST	WINNING	LAST 10	STRENGTH OF		OPP. STRENGTH	TEAM	ADJ	CONF.	ADJ CONF.
Average RPI Loss: 187		RECORD	PCT. RANK	GAMES	SCHEDULE		OF SCHEDULE	RPI	RPI	RPI	RPI
DIV. I ONLY		11-6-3	.625	64	265		265	182	.46229	187	28
DIV. I NON-CONF.		5-3-1	.61111	90	151		214	116	.51141	116	29
TOTALS		RPI 1-25	RPI 26-50		W-L RECORDS		RPI 51-100		RPI 101-150		RPI 150+
11-6-3	0-0-0	0-0-0		OVERALL		0-1-0		3-1-0		8-4-3	
5-3-1	0-0-0	0-0-0		HOME		0-0-0		2-0-0		3-3-1	
4-3-2	0-0-0	0-0-0		AWAY		0-1-0		1-1-0		3-1-2	
2-0-0	0-0-0	0-0-0		NEUTRAL		0-0-0		0-0-0		2-0-0	
5-3-1	0-0-0	0-0-0		NON-CONFERENCE		0-1-0		3-1-0		2-1-1	
3-1-1	0-0-0	0-0-0		HOME		0-0-0		2-0-0		1-1-1	
2-2-0	0-0-0	0-0-		AWAY		0-1-0		1-1-0		1-0-0	
0-0-0	0-0-0	0-0-0		NEUTRAL		0-0-0		0-0-0		0-0-0	
6-3-2	0-0-0	0-0-0		CONFERENCE		0-0-0		0-0-0		6-3-2	
2-2-0	0-0-0	0-0-0		HOME		0-0-0		0-0-0		2-2-0	
2-1-2	0-0-0	0-0-0		AWAY		0-0-0		0-0-0		2-1-2	
2-0-0	0-0-0	0-0-0		NEUTRAL		0-0-0		0-0-0		2-0-0	
RPI S	Opponent	Score	RPI S	Opponent	Score	RPI S	Opponent	Score	RPI S	Opponent	Score
						78 A	Va. Commonwealth	0 7	106 A	Campbell	3 2
									135 A	Appalachian St.	1 2
									141 H	East Tenn. St.	2 1
									148 H	UNC Wilmington	2 0
									174 A	Gardner-Webb	5 2
									188 H	Davidson	1 2
									200 H	Western Caro.	2 2
									215 A	High Point	2 0
									215 A	High Point	0 0
									237 H	Coastal Caro.	1 3
									238 A	Birmingham-So.	2 3
									245 A	Radford	2 2
									248 H	Liberty	0 1
									255 H	Winthrop	3 0
									255 N	Winthrop	2 1
									271 H	Charleston So.	3 0
									271 N	Charleston So.	3 0
									289 A	VMI	4 0
									290 H	South Carolina St.	4 0
LAST 10 GAMES											
						215 A	High Point	0 0	255 H	Winthrop	3 0
						271 N	Charleston So.	3 0	271 H	Charleston So.	3 0
						255 N	Winthrop	2 1	215 A	High Point	2 0
						238 A	Birmingham-So.	2 3	289 A	VMI	4 0
						248 H	Liberty	0 1	245 A	Radford	2 2

Non-Div. I Games:

UNC Asheville

Average RPI Win:		212	WON-LOST RECORD		WINNING PCT. RANK		LAST 10 GAMES		STRENGTH OF SCHEDULE		OPP. STRENGTH OF SCHEDULE		TEAM RPI		ADJ RPI		CONF. RPI		ADJ CONF. RPI				
DIV. I ONLY			6-12-2		.35 231		2-6-2		125		104		187		.45996 188		13		13				
DIV. I NON-CONF.			3-6-0		.33333 217		0-1-0		113		50		162		.47904 161		15		15				
TOTALS		RPI 1-25		RPI 26-50		W-L RECORDS		RPI 51-100		RPI 101-150		RPI 150+											
6-12-2		0-1-0		0-4-0		OVERALL		0-2-1		0-3-1		6-2-0											
2-7-1		0-1-0		0-3-0		HOME		0-0-0		0-2-1		2-1-0											
4-5-1		0-0-0		0-1-0		AWAY		0-2-1		0-1-0		4-1-0											
0-0-0		0-0-0		0-0-0		NEUTRAL		0-0-0		0-0-0		0-0-0											
3-6-0		0-1-0		0-2-0		NON-CONFERENCE		0-2-0		0-1-0		3-0-0											
1-3-0		0-1-0		0-2-0		HOME		0-0-0		0-0-0		1-0-0											
2-3-0		0-0-0		0-0-		AWAY		0-2-0		0-1-0		2-0-0											
0-0-0		0-0-0		0-0-0		NEUTRAL		0-0-0		0-0-0		0-0-0											
3-6-2		0-0-0		0-2-0		CONFERENCE		0-0-1		0-2-1		3-2-0											
1-4-1		0-0-0		0-1-0		HOME		0-0-0		0-2-1		1-1-0											
2-2-1		0-0-0		0-1-0		AWAY		0-0-1		0-0-0		2-1-0											
0-0-0		0-0-0		0-0-0		NEUTRAL		0-0-0		0-0-0		0-0-0											
RPI	S	Opponent		Score		RPI	S	Opponent		Score		RPI	S	Opponent		Score							
12	H	Duke		0 7		31	H	Wake Forest		0 5		61	A	Kentucky		0 6		108	A	Charlotte		0 2	
						34	H	Dartmouth		1 3		72	A	South Carolina		1 4		135	H	Appalachian St.		0 0	
						36	H	UNC Greensboro		1 3		95	A	Chattanooga		0 0		141	H	East Tenn. St.		1 2	
						43	A	Furman		0 3								145	H	Col. of Charleston		0 2	
																		174	H	Gardner-Webb		3 0	
																		183	A	Wofford		1 2	
																		187	A	UNC Asheville		2 1	
																		200	A	Western Caro.		1 0	
																		215	A	High Point		3 2	
																		219	H	Ga. Southern		1 0	
																		239	H	Elon		0 4	
																		275	A	Citadel		5 0	
LAST 10 GAMES																							
						36	H	UNC Greensboro		1 3		275	A	Citadel		5 0							
						141	H	East Tenn. St.		1 2		135	H	Appalachian St.		0 0							
						183	A	Wofford		1 2		219	H	Ga. Southern		1 0							
						43	A	Furman		0 3		239	H	Elon		0 4							
						108	A	Charlotte		0 2		95	A	Chattanooga		0 0							

Non-Div. I Games:

Davidson

Average RPI Win:		215	WON-LOST RECORD		WINNING PCT. RANK		LAST 10 GAMES		STRENGTH OF SCHEDULE		OPP. STRENGTH OF SCHEDULE		TEAM RPI		ADJ RPI		CONF. RPI		ADJ CONF. RPI						
DIV. I ONLY			8-9-2		.47368	169	4-5-1		221		192		192		.45924	189	25		24						
DIV. I NON-CONF.			4-6-2		.41667	179	0-3-1		166		160		187		.46038	189	22		22						
TOTALS		RPI 1-25		RPI 26-50		W-L RECORDS		RPI 51-100		RPI 101-150		RPI 150+													
8-9-2		0-2-0		0-0-0		OVERALL		0-1-0		1-2-0		7-4-2													
4-3-0		0-0-0		0-0-0		HOME		0-1-0		1-2-0		3-0-0													
2-6-2		0-2-0		0-0-0		AWAY		0-0-0		0-0-0		2-4-2													
2-0-0		0-0-0		0-0-0		NEUTRAL		0-0-0		0-0-0		2-0-0													
4-6-2		0-2-0		0-0-0		NON-CONFERENCE		0-1-0		1-1-0		3-2-2													
2-2-0		0-0-0		0-0-0		HOME		0-1-0		1-1-0		1-0-0													
0-4-2		0-2-0		0-0-		AWAY		0-0-0		0-0-0		0-2-2													
2-0-0		0-0-0		0-0-0		NEUTRAL		0-0-0		0-0-0		2-0-0													
4-3-0		0-0-0		0-0-0		CONFERENCE		0-0-0		0-1-0		4-2-0													
2-1-0		0-0-0		0-0-0		HOME		0-0-0		0-1-0		2-0-0													
2-2-0		0-0-0		0-0-0		AWAY		0-0-0		0-0-0		2-2-0													
0-0-0		0-0-0		0-0-0		NEUTRAL		0-0-0		0-0-0		0-0-0													
RPI	S	Opponent		Score		RPI	S	Opponent		Score		RPI	S	Opponent		Score									
6	A	Notre Dame		0	3							91	H	Indiana		0	3	119	H	Wis.-Milwaukee		0	1		
16	A	Illinois		0	1									124	H	Ball St.		1	0	127	H	Xavier		1	2
														175	N	Towson		3	1	180	A	Loyola (Ill.)		0	1
														180	A	Loyola (Ill.)		0	1	184	H	Detroit		5	0
														192	H	Wis.-Green Bay		3	1	195	A	Miami (Ohio)		0	3
														196	A	Indiana St.		2	3	198	A	Louisville		0	0
														227	A	Wright St.		2	1	234	A	IPFW		0	0
														256	N	Drexel		3	0	279	H	IUPUI		2	1
														284	A	Youngstown St.		4	0						
LAST 10 GAMES																									
						180	A	Loyola (Ill.)		0	1	192	H	Wis.-Green Bay		3	1								
						16	A	Illinois		0	1	6	A	Notre Dame		0	3								
						184	H	Detroit		5	0	284	A	Youngstown St.		4	0								
						195	A	Miami (Ohio)		0	3	234	A	IPFW		0	0								
						227	A	Wright St.		2	1	180	A	Loyola (Ill.)		0	1								

Non-Div. I Games:

Butler

Average RPI Win:		157	WON-LOST	WINNING	LAST 10	STRENGTH OF		OPP. STRENGTH	TEAM	ADJ	CONF.	ADJ CONF.
Average RPI Loss:		74	RECORD	PCT. RANK	GAMES	SCHEDULE		OF SCHEDULE	RPI	RPI	RPI	RPI
DIV. I ONLY		3-12-3		.25	256	2-7-1		82	75	195	.45786	190
DIV. I NON-CONF.		1-7-2		.2	257	0-2-0		115	67	221	.43943	220
TOTALS		RPI 1-25		RPI 26-50		W-L RECORDS		RPI 51-100		RPI 101-150		RPI 150+
3-12-3		0-2-0		0-4-0		OVERALL		0-2-1		2-3-1		1-1-1
1-3-1		0-1-0		0-0-0		HOME		0-0-0		1-2-0		0-0-1
1-6-2		0-1-0		0-2-0		AWAY		0-1-1		0-1-1		1-1-0
1-3-0		0-0-0		0-2-0		NEUTRAL		0-1-0		1-0-0		0-0-0
1-7-2		0-1-0		0-2-0		NON-CONFERENCE		0-2-1		0-2-1		1-0-0
0-2-0		0-1-0		0-0-0		HOME		0-0-0		0-1-0		0-0-0
1-3-2		0-0-0		0-0-		AWAY		0-1-1		0-1-1		1-0-0
0-2-0		0-0-0		0-1-0		NEUTRAL		0-1-0		0-0-0		0-0-0
2-5-1		0-1-0		0-2-0		CONFERENCE		0-0-0		2-1-0		0-1-1
1-1-1		0-0-0		0-0-0		HOME		0-0-0		1-1-0		0-0-1
0-3-0		0-1-0		0-1-0		AWAY		0-0-0		0-0-0		0-1-0
1-1-0		0-0-0		0-1-0		NEUTRAL		0-0-0		1-0-0		0-0-0
RPI S	Opponent	Score	RPI S	Opponent	Score	RPI S	Opponent	Score	RPI S	Opponent	Score	
22 H	Colorado	0 1	39 A	Arizona St.	0 2	56 A	Oklahoma	1 2	101 A	Washington St.	0 1	
24 A	Utah	0 1	48 A	Brigham Young	1 5	87 A	St. Mary's (Cal.)	1 1	102 A	UC Irvine	0 0	
			48 N	Brigham Young	2 3	97 N	Cal St. Fullerton	0 2	104 H	Wyoming	0 1	
			49 N	Michigan St.	0 2				104 N	Wyoming	2 1	
									121 H	UNLV	1 0	
									138 H	Colorado Col.	0 3	
									160 A	Air Force	0 2	
									176 H	San Diego St.	0 0	
									247 A	Idaho	1 0	
LAST 10 GAMES												
			48 N	Brigham Young	2 3	121 H	UNLV	1 0				
			104 N	Wyoming	2 1	138 H	Colorado Col.	0 3				
			49 N	Michigan St.	0 2	104 H	Wyoming	0 1				
			160 A	Air Force	0 2	24 A	Utah	0 1				
			176 H	San Diego St.	0 0	48 A	Brigham Young	1 5				

Non-Div. I Games: Northern Colo. 0 0

New Mexico

Average RPI Win:		151	WON-LOST RECORD		WINNING PCT. RANK		LAST 10 GAMES		STRENGTH OF SCHEDULE		OPP. STRENGTH OF SCHEDULE		TEAM RPI		ADJ RPI		CONF. RPI		ADJ CONF. RPI								
Average RPI Loss:		97																									
DIV. I ONLY			3-9-5		.32353 236		2-6-2		114		113		193		.45691 191		10		10								
DIV. I NON-CONF.			1-4-3		.3125 228		0-2-1		128		116		198		.45289 200		10		10								
TOTALS		RPI 1-25		RPI 26-50		W-L RECORDS		RPI 51-100		RPI 101-150		RPI 150+															
3-9-5		0-1-0		0-1-0		OVERALL		1-3-1		1-2-2		1-2-2															
1-4-2		0-0-0		0-0-0		HOME		1-2-0		0-1-1		0-1-1															
1-4-3		0-0-0		0-1-0		AWAY		0-1-1		0-1-1		1-1-0															
1-1-1		0-1-0		0-0-0		NEUTRAL		0-0-0		1-0-0		0-0-1															
1-4-3		0-1-0		0-1-0		NON-CONFERENCE		0-0-0		1-1-1		0-1-2															
0-1-1		0-0-0		0-0-0		HOME		0-0-0		0-1-0		0-0-1															
0-2-1		0-0-0		0-0-		AWAY		0-0-0		0-0-1		0-1-0															
1-1-1		0-1-0		0-0-0		NEUTRAL		0-0-0		1-0-0		0-0-1															
2-5-2		0-0-0		0-0-0		CONFERENCE		1-3-1		0-1-1		1-1-0															
1-3-1		0-0-0		0-0-0		HOME		1-2-0		0-0-1		0-1-0															
1-2-1		0-0-0		0-0-0		AWAY		0-1-1		0-1-0		1-0-0															
0-0-0		0-0-0		0-0-0		NEUTRAL		0-0-0		0-0-0		0-0-0															
RPI	S	Opponent		Score		RPI	S	Opponent		Score		RPI	S	Opponent		Score											
15	N	Villanova		0	1	36	A	UNC Greensboro		3	4	51	A	Hofstra		0	1	116	A	Arkansas		1	1				
												68	H	William & Mary		1	2	117	A	James Madison		1	5				
												78	H	Va. Commonwealth		1	0	118	N	Tulane		1	0				
												81	A	George Mason		1	1	144	H	Virginia Tech		0	2				
												94	H	Delaware		0	1	148	H	UNC Wilmington		0	0				
																		170	A	UMBC		1	2				
																		175	H	Towson		0	1				
																		221	N	Tulsa		1	1				
																		245	H	Radford		1	1				
																		256	A	Drexel		2	1				
						LAST 10 GAMES																					
						245 H Radford						1	1	256 A Drexel						2	1						
						68 H William & Mary						1	2	170 A UMBC						1	2						
						78 H Va. Commonwealth						1	0	144 H Virginia Tech						0	2						
						148 H UNC Wilmington						0	0	94 H Delaware						0	1						
						51 A Hofstra						0	1	175 H Towson						0	1						

Non-Div. I Games:

Old Dominion

Average RPI Win:		229	WON-LOST RECORD		WINNING PCT. RANK		LAST 10 GAMES		STRENGTH OF SCHEDULE		OPP. STRENGTH OF SCHEDULE		TEAM RPI		ADJ RPI		CONF. RPI		ADJ CONF. RPI	
DIV. I ONLY			9-9-1	.5	141	5-5-0		247		203		199		.45617		192	25		24	
DIV. I NON-CONF.			4-6-1	.40909	188	2-2-0		171		177		193		.45803		193	22		22	
TOTALS		RPI 1-25		RPI 26-50		W-L RECORDS		RPI 51-100		RPI 101-150		RPI 150+								
9-9-1		0-1-0		0-0-0		OVERALL		0-4-0		1-1-0		8-3-1								
5-4-0		0-0-0		0-0-0		HOME		0-3-0		1-1-0		4-0-0								
2-5-1		0-1-0		0-0-0		AWAY		0-1-0		0-0-0		2-3-1								
2-0-0		0-0-0		0-0-0		NEUTRAL		0-0-0		0-0-0		2-0-0								
4-6-1		0-1-0		0-0-0		NON-CONFERENCE		0-4-0		0-1-0		4-0-1								
1-4-0		0-0-0		0-0-0		HOME		0-3-0		0-1-0		1-0-0								
2-2-1		0-1-0		0-0-		AWAY		0-1-0		0-0-0		2-0-1								
1-0-0		0-0-0		0-0-0		NEUTRAL		0-0-0		0-0-0		1-0-0								
5-3-0		0-0-0		0-0-0		CONFERENCE		0-0-0		1-0-0		4-3-0								
4-0-0		0-0-0		0-0-0		HOME		0-0-0		1-0-0		3-0-0								
0-3-0		0-0-0		0-0-0		AWAY		0-0-0		0-0-0		0-3-0								
1-0-0		0-0-0		0-0-0		NEUTRAL		0-0-0		0-0-0		1-0-0								
RPI	S	Opponent		Score		RPI	S	Opponent		Score		RPI	S	Opponent		Score				
16	A	Illinois		0 2								74	A	Wisconsin		0 3				
												75	H	DePaul		0 4				
												85	H	Marquette		1 2				
												93	H	Illinois St.		0 2				
												119	H	Wis.-Milwaukee		2 1				
												142	H	Creighton		2 4				
												164	H	Northern Iowa		1 0				
												180	A	Loyola (Ill.)		2 4				
												180	H	Loyola (Ill.)		4 2				
												184	A	Detroit		0 1				
												189	A	Butler		1 3				
												226	A	Weber St.		3 3				
												227	H	Wright St.		1 0				
												265	A	Northern Ill.		3 2				
												268	A	Western Ill.		2 0				
												274	N	Eastern Wash.		2 0				
												284	H	Youngstown St.		7 1				
												284	N	Youngstown St.		3 1				
LAST 10 GAMES																				
												180	A	Loyola (Ill.)		2 4				
												284	N	Youngstown St.		3 1				
												74	A	Wisconsin		0 3				
												265	A	Northern Ill.		3 2				
												16	A	Illinois		0 2				
												284	H	Youngstown St.		7 1				
												119	H	Wis.-Milwaukee		2 1				
												189	A	Butler		1 3				
												268	A	Western Ill.		2 0				
												184	A	Detroit		0 1				

Non-Div. I Games:

Wis.-Green Bay



Average RPI Win:		171	WON-LOST RECORD		WINNING PCT. RANK		LAST 10 GAMES		STRENGTH OF SCHEDULE		OPP. STRENGTH OF SCHEDULE		TEAM RPI		ADJ RPI		CONF. RPI		ADJ CONF. RPI	
DIV. I ONLY			8-11-2		.42857 190		5-5-0		180		152		189		.45568 193		26		26	
DIV. I NON-CONF.			4-7-2		.38462 203		1-1-0		111		93		152		.48452 153		26		26	
TOTALS		RPI 1-25		RPI 26-50		W-L RECORDS		RPI 51-100		RPI 101-150		RPI 150+								
8-11-2		0-1-0		1-1-0		OVERALL		0-2-1		2-2-0		5-5-1								
4-2-1		0-0-0		0-1-0		HOME		0-0-0		2-0-0		2-1-1								
4-7-1		0-1-0		1-0-0		AWAY		0-1-1		0-2-0		3-3-0								
0-2-0		0-0-0		0-0-0		NEUTRAL		0-1-0		0-0-0		0-1-0								
4-7-2		0-1-0		1-1-0		NON-CONFERENCE		0-2-1		2-2-0		1-1-1								
2-1-1		0-0-0		0-1-0		HOME		0-0-0		2-0-0		0-0-1								
2-5-1		0-1-0		1-0-		AWAY		0-1-1		0-2-0		1-1-0								
0-1-0		0-0-0		0-0-0		NEUTRAL		0-1-0		0-0-0		0-0-0								
4-4-0		0-0-0		0-0-0		CONFERENCE		0-0-0		0-0-0		4-4-0								
2-1-0		0-0-0		0-0-0		HOME		0-0-0		0-0-0		2-1-0								
2-2-0		0-0-0		0-0-0		AWAY		0-0-0		0-0-0		2-2-0								
0-1-0		0-0-0		0-0-0		NEUTRAL		0-0-0		0-0-0		0-1-0								
RPI	S	Opponent		Score		RPI	S	Opponent		Score		RPI	S	Opponent		Score				
24	A	Utah		1	2	30	H	Cal Poly		0	3	87	N	St. Mary's (Cal.)		0	1			
						48	A	Brigham Young		1	0	89	A	California		1	1			
												100	A	Gonzaga		2	3			
														Washington St.		0	4			
														UC Irvine		1	0			
														UNLV		2	0			
														Colorado Col.		0	1			
														Air Force		1	0			
														Arizona		1	1			
														Idaho St.		3	0			
														Idaho St.		0	1			
														Portland St.		0	1			
														Weber St.		0	2			
														Weber St.		1	0			
														Northern Ariz.		1	2			
														Idaho		2	4			
														Sacramento St.		3	1			
														Eastern Wash.		1	0			
LAST 10 GAMES																				
						178	N	Idaho St.		0	1	226	A	Weber St.		0	2			
						226	A	Weber St.		1	0	178	H	Idaho St.		3	0			
						257	H	Sacramento St.		3	1	274	A	Eastern Wash.		1	0			
						194	H	Portland St.		0	1	100	A	Gonzaga		2	3			
						236	A	Northern Ariz.		1	2	160	A	Air Force		1	0			

Non-Div. I Games:

Montana

Average RPI Win:		184	WON-LOST RECORD		WINNING PCT. RANK		LAST 10 GAMES		STRENGTH OF SCHEDULE		OPP. STRENGTH OF SCHEDULE		TEAM RPI		ADJ RPI		CONF. RPI		ADJ CONF. RPI	
DIV. I ONLY			7-10-1		.41667 197		4-5-1		164		177		190		.45554 194		26		26	
DIV. I NON-CONF.			5-7-0		.41667 179		2-2-0		96		114		133		.49624 136		26		26	
TOTALS		RPI 1-25		RPI 26-50		W-L RECORDS		RPI 51-100		RPI 101-150		RPI 150+								
7-10-1		0-1-0		0-2-0		OVERALL		0-2-0		3-1-0		4-4-1								
3-3-1		0-0-0		0-0-0		HOME		0-1-0		1-0-0		2-2-1								
4-5-0		0-1-0		0-1-0		AWAY		0-1-0		2-0-0		2-2-0								
0-2-0		0-0-0		0-1-0		NEUTRAL		0-0-0		0-1-0		0-0-0								
5-7-0		0-1-0		0-2-0		NON-CONFERENCE		0-2-0		3-1-0		2-1-0								
2-2-0		0-0-0		0-0-0		HOME		0-1-0		1-0-0		1-1-0								
3-3-0		0-1-0		0-0-		AWAY		0-1-0		2-0-0		1-0-0								
0-2-0		0-0-0		0-1-0		NEUTRAL		0-0-0		0-1-0		0-0-0								
2-3-1		0-0-0		0-0-0		CONFERENCE		0-0-0		0-0-0		2-3-1								
1-1-1		0-0-0		0-0-0		HOME		0-0-0		0-0-0		1-1-1								
1-2-0		0-0-0		0-0-0		AWAY		0-0-0		0-0-0		1-2-0								
0-0-0		0-0-0		0-0-0		NEUTRAL		0-0-0		0-0-0		0-0-0								
RPI	S	Opponent		Score		RPI	S	Opponent		Score		RPI	S	Opponent		Score				
14	A	Portland		0 8		30	N	Cal Poly		0 2		54	A	Loyola Marymount		0 2				
						45	A	Washington		0 5		100	H	Gonzaga		1 3				
															102	N	UC Irvine	0 1		
															103	A	UC Riverside	6 3		
															146	A	Oregon St.	2 0		
															149	H	Utah St.	1 0		
															178	H	Idaho St.	0 1		
															193	A	Montana	1 0		
															225	H	Pacific (Cal.)	3 1		
															226	H	Weber St.	1 0		
															236	A	Northern Ariz.	1 2		
															242	H	Boise St.	1 2		
															247	A	Idaho	3 1		
															257	H	Sacramento St.	0 0		
															274	A	Eastern Wash.	1 3		
LAST 10 GAMES																				
						274	A	Eastern Wash.		1 3		257	H	Sacramento St.		0 0				
						193	A	Montana		1 0		14	A	Portland		0 8				
						226	H	Weber St.		1 0		45	A	Washington		0 5				
						178	H	Idaho St.		0 1		146	A	Oregon St.		2 0				
						236	A	Northern Ariz.		1 2		225	H	Pacific (Cal.)		3 1				

Non-Div. I Games:

Portland St.

Average RPI Win:	205	WON-LOST RECORD	WINNING PCT. RANK	LAST 10 GAMES	STRENGTH OF SCHEDULE	OPP. STRENGTH OF SCHEDULE	TEAM RPI	ADJ RPI	CONF. RPI	ADJ CONF. RPI	
Average RPI Loss:	146										
DIV. I ONLY	7-9-2	.44444	184	4-5-1	202	186	194	.45521	195	18	18
DIV. I NON-CONF.	2-3-1	.41667	179	1-1-0	197	178	204	.4493	203	20	18
<hr/>											
TOTALS	RPI 1-25	RPI 26-50		W-L RECORDS		RPI 51-100		RPI 101-150		RPI 150+	
7-9-2	0-0-0	0-0-0		OVERALL		1-1-0		0-3-1		6-5-1	
5-4-1	0-0-0	0-0-0		HOME		1-0-0		0-3-0		4-1-1	
2-5-1	0-0-0	0-0-0		AWAY		0-1-0		0-0-1		2-4-0	
0-0-0	0-0-0	0-0-0		NEUTRAL		0-0-0		0-0-0		0-0-0	
<hr/>											
2-3-1	0-0-0	0-0-0		NON-CONFERENCE		0-1-0		0-2-0		2-0-1	
1-2-1	0-0-0	0-0-0		HOME		0-0-0		0-2-0		1-0-1	
1-1-0	0-0-0	0-0-		AWAY		0-1-0		0-0-0		1-0-0	
0-0-0	0-0-0	0-0-0		NEUTRAL		0-0-0		0-0-0		0-0-0	
<hr/>											
5-6-1	0-0-0	0-0-0		CONFERENCE		1-0-0		0-1-1		4-5-0	
4-2-0	0-0-0	0-0-0		HOME		1-0-0		0-1-0		3-1-0	
1-4-1	0-0-0	0-0-0		AWAY		0-0-0		0-0-1		1-4-0	
0-0-0	0-0-0	0-0-0		NEUTRAL		0-0-0		0-0-0		0-0-0	
<hr/>											
RPI S	Opponent	Score	RPI S	Opponent	Score	RPI S	Opponent	Score	RPI S	Opponent	Score
						80 H	Western Mich.	3 1	124 H	Ball St.	0 1
						91 A	Indiana	1 2	127 H	Xavier	1 3
									143 A	Kent St.	0 0
									144 H	Virginia Tech	0 2
									158 A	Eastern Mich.	1 2
									159 A	Buffalo	1 3
									163 A	Central Mich.	1 2
									169 A	Ohio	0 1
									179 H	Bowling Green	2 3
									186 H	Cincinnati	2 2
									189 H	Butler	3 0
									199 H	Akron	4 1
									216 H	Toledo	4 3
									227 A	Wright St.	2 1
									258 A	Marshall	2 0
			265 H	Northern Ill.	5 1						
			LAST 10 GAMES								
			91 A	Indiana	1 2	159 A	Buffalo	1 3			
			199 H	Akron	4 1	143 A	Kent St.	0 0			
			189 H	Butler	3 0	179 H	Bowling Green	2 3			
			169 A	Ohio	0 1	216 H	Toledo	4 3			
			258 A	Marshall	2 0	163 A	Central Mich.	1 2			

Non-Div. I Games:

Miami (Ohio)

Average RPI Win:		245	WON-LOST RECORD		WINNING PCT. RANK	LAST 10 GAMES	STRENGTH OF SCHEDULE		OPP. STRENGTH OF SCHEDULE	TEAM RPI	ADJ RPI	CONF. RPI	ADJ CONF. RPI		
Average RPI Loss:		110													
DIV. I ONLY			6-10-2	.38889	213	2-8-0	165		166	200	.45513	196	17	16	
DIV. I NON-CONF.			5-4-2	.54545	123	2-2-0	155		164	132	.49958	131	16	16	
TOTALS		RPI 1-25	RPI 26-50		W-L RECORDS		RPI 51-100		RPI 101-150		RPI 150+				
6-10-2	0-1-0		0-2-0	OVERALL		0-1-0		0-4-2		6-2-0					
5-3-1	0-0-0		0-0-0	HOME		0-0-0		0-2-1		5-1-0					
1-7-1	0-1-0		0-2-0	AWAY		0-1-0		0-2-1		1-1-0					
0-0-0	0-0-0		0-0-0	NEUTRAL		0-0-0		0-0-0		0-0-0					
5-4-2	0-1-0		0-2-0	NON-CONFERENCE		0-0-0		0-1-2		5-0-0					
4-1-1	0-0-0		0-0-0	HOME		0-0-0		0-1-1		4-0-0					
1-3-1	0-1-0		0-0-	AWAY		0-0-0		0-0-1		1-0-0					
0-0-0	0-0-0		0-0-0	NEUTRAL		0-0-0		0-0-0		0-0-0					
1-6-0	0-0-0		0-0-0	CONFERENCE		0-1-0		0-3-0		1-2-0					
1-2-0	0-0-0		0-0-0	HOME		0-0-0		0-1-0		1-1-0					
0-4-0	0-0-0		0-0-0	AWAY		0-1-0		0-2-0		0-1-0					
0-0-0	0-0-0		0-0-0	NEUTRAL		0-0-0		0-0-0		0-0-0					
RPI	S	Opponent	Score	RPI	S	Opponent	Score	RPI	S	Opponent	Score	RPI	S	Opponent	Score
6	A	Notre Dame	0 3	33	A	Purdue	0 2	93	A	Illinois St.	0 2	110	H	Southeast Mo. St.	0 0
				47	A	Ohio St.	1 4					122	H	Southwest Mo. St.	0 2
												124	H	Ball St.	1 2
												128	A	Drake	0 2
												133	A	Eastern Ill.	1 1
												142	A	Creighton	1 3
												164	A	Northern Iowa	0 3
												189	H	Butler	3 2
												223	H	Evansville	2 1
												241	H	Drury	0 2
												250	H	Valparaiso	2 0
												259	H	Austin Peay	2 0
												268	A	Western Ill.	1 0
												279	H	IUPUI	4 0
LAST 10 GAMES															
				33	A	Purdue	0 2	93	A	Illinois St.	0 2				
				241	H	Drury	0 2	164	A	Northern Iowa	0 3				
				122	H	Southwest Mo. St.	0 2	268	A	Western Ill.	1 0				
				142	A	Creighton	1 3	6	A	Notre Dame	0 3				
				128	A	Drake	0 2	279	H	IUPUI	4 0				

Non-Div. I Games:

Indiana St.

Average RPI Win: 232		WON-LOST	WINNING	LAST 10	STRENGTH OF		OPP. STRENGTH	TEAM	ADJ		CONF.	ADJ CONF.
Average RPI Loss: 142		RECORD	PCT. RANK	GAMES	SCHEDULE		OF SCHEDULE	RPI	RPI		RPI	RPI
DIV. I ONLY		9-10-2	.47619	164	6-4-0		211	199	188		.45507	197
DIV. I NON-CONF.		0-5-2	.14286	271	0-0-0		176	126	264		.38873	263
TOTALS		RPI 1-25	RPI 26-50		W-L RECORDS		RPI 51-100		RPI 101-150		RPI 150+	
9-10-2		0-0-0	0-0-0		OVERALL		1-4-0		0-1-1		8-5-1	
5-3-0		0-0-0	0-0-0		HOME		1-0-0		0-0-0		4-3-0	
3-6-2		0-0-0	0-0-0		AWAY		0-3-0		0-1-1		3-2-0	
1-1-1		0-0-0	0-0-0		NEUTRAL		0-1-0		0-0-0		1-0-1	
0-5-2		0-0-0	0-0-0		NON-CONFERENCE		0-1-0		0-1-1		0-3-1	
0-3-0		0-0-0	0-0-0		HOME		0-0-0		0-0-0		0-3-0	
0-2-1		0-0-0	0-0-		AWAY		0-1-0		0-1-1		0-0-0	
0-0-1		0-0-0	0-0-0		NEUTRAL		0-0-0		0-0-0		0-0-1	
9-5-0		0-0-0	0-0-0		CONFERENCE		1-3-0		0-0-0		8-2-0	
5-0-0		0-0-0	0-0-0		HOME		1-0-0		0-0-0		4-0-0	
3-4-0		0-0-0	0-0-0		AWAY		0-2-0		0-0-0		3-2-0	
1-1-0		0-0-0	0-0-0		NEUTRAL		0-1-0		0-0-0		1-0-0	
RPI S	Opponent	Score	RPI S	Opponent	Score	RPI S	Opponent	Score	RPI S	Opponent	Score	
						77 A	North Texas	0 2	114 A	Rice	1 1	
						90 A	Stephen F. Austin	1 3	118 A	Tulane	0 2	
						90 H	Stephen F. Austin	4 1	153 H	Texas Tech	1 3	
						90 N	Stephen F. Austin	0 2	167 N	Southern Miss.	1 1	
						92 A	Southeastern La.	3 4	168 H	UTEP	0 2	
									203 H	Houston	0 1	
									212 A	Northwestern St.	2 3	
									212 H	Northwestern St.	3 1	
									214 A	La.-Monroe	0 2	
									214 H	La.-Monroe	2 1	
									252 A	McNeese St.	2 1	
									252 H	McNeese St.	2 0	
									252 N	McNeese St.	3 0	
									272 A	Sam Houston St.	4 2	
									272 H	Sam Houston St.	8 1	
									273 A	Nicholls St.	3 2	
LAST 10 GAMES												
						90 N	Stephen F. Austin	0 2	214 A	La.-Monroe	0 2	
						252 N	McNeese St.	3 0	212 A	Northwestern St.	2 3	
						272 A	Sam Houston St.	4 2	273 A	Nicholls St.	3 2	
						252 H	McNeese St.	2 0	92 A	Southeastern La.	3 4	
						90 H	Stephen F. Austin	4 1	214 H	La.-Monroe	2 1	

Non-Div. I Games:

Texas St.

Average RPI Win:	228	WON-LOST RECORD	WINNING PCT. RANK	LAST 10 GAMES	STRENGTH OF SCHEDULE	OPP. STRENGTH OF SCHEDULE	TEAM RPI	ADJ RPI	CONF. RPI	ADJ CONF. RPI		
DIV. I ONLY		7-9-2	.44444	184	4-6-0	223	167	203	.45485	198	11	11
DIV. I NON-CONF.		5-2-1	.6875	57	2-1-0	277	238	171	.47224	169	11	11
<hr/>												
TOTALS	RPI 1-25	RPI 26-50		W-L RECORDS		RPI 51-100		RPI 101-150		RPI 150+		
7-9-2	0-0-0	0-0-0		OVERALL		0-4-0		0-5-0		7-0-2		
3-4-2	0-0-0	0-0-0		HOME		0-2-0		0-2-0		3-0-2		
4-5-0	0-0-0	0-0-0		AWAY		0-2-0		0-3-0		4-0-0		
0-0-0	0-0-0	0-0-0		NEUTRAL		0-0-0		0-0-0		0-0-0		
5-2-1	0-0-0	0-0-0		NON-CONFERENCE		0-0-0		0-2-0		5-0-1		
2-1-1	0-0-0	0-0-0		HOME		0-0-0		0-1-0		2-0-1		
3-1-0	0-0-0	0-0-		AWAY		0-0-0		0-1-0		3-0-0		
0-0-0	0-0-0	0-0-0		NEUTRAL		0-0-0		0-0-0		0-0-0		
2-7-1	0-0-0	0-0-0		CONFERENCE		0-4-0		0-3-0		2-0-1		
1-3-1	0-0-0	0-0-0		HOME		0-2-0		0-1-0		1-0-1		
1-4-0	0-0-0	0-0-0		AWAY		0-2-0		0-2-0		1-0-0		
0-0-0	0-0-0	0-0-0		NEUTRAL		0-0-0		0-0-0		0-0-0		
RPI	S	Opponent	Score	RPI	S	Opponent	Score	RPI	S	Opponent	Score	
						64 H UAB	0 3	108 A Charlotte		0 5		
						67 A St. Louis	1 2	110 H Southeast Mo. St.		1 3		
						75 A DePaul	1 2	126 A South Fla.		1 2		
						85 H Marquette	0 1	127 A Xavier		0 3		
								129 H East Caro.		0 2		
								167 A Southern Miss.		1 0		
								186 H Cincinnati		1 0		
								189 H Butler		0 0		
								201 H Memphis		1 1		
								223 A Evansville		1 0		
								227 A Wright St.		1 0		
								228 H Murray St.		3 0		
								278 H Morehead St.		5 0		
								284 A Youngstown St.		5 1		
<hr/>												
LAST 10 GAMES												
				186 H Cincinnati	1 0	85 H Marquette	0 1					
				108 A Charlotte	0 5	228 H Murray St.	3 0					
				129 H East Caro.	0 2	223 A Evansville	1 0					
				75 A DePaul	1 2	110 H Southeast Mo. St.	1 3					
				67 A St. Louis	1 2	167 A Southern Miss.	1 0					

Non-Div. I Games:

Louisville

Average RPI Win: 209		WON-LOST	WINNING	LAST 10	STRENGTH OF		OPP. STRENGTH	TEAM	ADJ	CONF.	ADJ CONF.
Average RPI Loss: 154		RECORD	PCT. RANK	GAMES	SCHEDULE		OF SCHEDULE	RPI	RPI	RPI	RPI
DIV. I ONLY		8-9-1	.47222	173	6-4-0		220	228	196	.45362	199
DIV. I NON-CONF.		3-2-1	.58333	108	2-0-0		217	264	168	.4736	165
TOTALS		RPI 1-25	RPI 26-50		W-L RECORDS		RPI 51-100		RPI 101-150		RPI 150+
8-9-1	0-0-0	0-0-0		OVERALL		1-1-0		0-3-0		7-5-1	
5-3-0	0-0-0	0-0-0		HOME		1-0-0		0-1-0		4-2-0	
2-5-1	0-0-0	0-0-0		AWAY		0-0-0		0-2-0		2-3-0	
1-1-1	0-0-0	0-0-0		NEUTRAL		0-1-0		0-0-0		1-0-1	
3-2-1	0-0-0	0-0-0		NON-CONFERENCE		0-1-0		0-1-0		3-0-1	
2-0-0	0-0-0	0-0-0		HOME		0-0-0		0-0-0		2-0-0	
0-1-0	0-0-0	0-0-		AWAY		0-0-0		0-1-0		0-0-0	
1-1-1	0-0-0	0-0-0		NEUTRAL		0-1-0		0-0-0		1-0-1	
5-7-0	0-0-0	0-0-0		CONFERENCE		1-0-0		0-2-0		4-5-0	
3-3-0	0-0-0	0-0-0		HOME		1-0-0		0-1-0		2-2-0	
2-4-0	0-0-0	0-0-0		AWAY		0-0-0		0-1-0		2-3-0	
0-0-0	0-0-0	0-0-0		NEUTRAL		0-0-0		0-0-0		0-0-0	
RPI S	Opponent	Score	RPI S	Opponent	Score	RPI S	Opponent	Score	RPI S	Opponent	Score
						80 H	Western Mich.	2 1	102 A	UC Irvine	0 2
						97 N	Cal St. Fullerton	0 2	124 A	Ball St.	0 1
									143 H	Kent St.	0 1
									158 H	Eastern Mich.	1 0
									159 A	Buffalo	1 0
									163 H	Central Mich.	3 4
									169 H	Ohio	0 1
									179 A	Bowling Green	1 2
									195 A	Miami (Ohio)	1 4
									216 A	Toledo	1 2
									231 H	St. Francis (Pa.)	3 1
									234 N	IPFW	2 0
									246 N	Duquesne	1 1
									258 A	Marshall	1 0
									265 H	Northern Ill.	3 0
									284 H	Youngstown St.	8 0
LAST 10 GAMES											
						284 H	Youngstown St.	8 0	163 H	Central Mich.	3 4
						231 H	St. Francis (Pa.)	3 1	80 H	Western Mich.	2 1
						195 A	Miami (Ohio)	1 4	265 H	Northern Ill.	3 0
						124 A	Ball St.	0 1	159 A	Buffalo	1 0
						158 H	Eastern Mich.	1 0	143 H	Kent St.	0 1

Non-Div. I Games:

Akron

Average RPI Win:	234	WON-LOST	WINNING	LAST 10	STRENGTH OF	OPP. STRENGTH	TEAM	ADJ	CONF.	ADJ CONF.	
Average RPI Loss:	109	RECORD	PCT. RANK	GAMES	SCHEDULE	OF SCHEDULE	RPI	RPI	RPI	RPI	
DIV. I ONLY	7-11-2	.4	205	3-6-1	159	208	197	.45329	200	13	13
DIV. I NON-CONF.	3-3-2	.5	133	0-0-1	180	268	184	.46409	183	15	15
<hr/>											
TOTALS	RPI 1-25	RPI 26-50		W-L RECORDS		RPI 51-100		RPI 101-150		RPI 150+	
7-11-2	0-0-0	0-3-0		OVERALL		0-2-0		1-4-0		6-2-2	
3-6-0	0-0-0	0-1-0		HOME		0-2-0		1-2-0		2-1-0	
4-4-2	0-0-0	0-1-0		AWAY		0-0-0		0-2-0		4-1-1	
0-1-1	0-0-0	0-1-0		NEUTRAL		0-0-0		0-0-0		0-0-1	
<hr/>											
3-3-2	0-0-0	0-0-0		NON-CONFERENCE		0-1-0		0-2-0		3-0-2	
2-2-0	0-0-0	0-0-0		HOME		0-1-0		0-1-0		2-0-0	
1-1-1	0-0-0	0-0-		AWAY		0-0-0		0-1-0		1-0-1	
0-0-1	0-0-0	0-0-0		NEUTRAL		0-0-0		0-0-0		0-0-1	
<hr/>											
4-8-0	0-0-0	0-3-0		CONFERENCE		0-1-0		1-2-0		3-2-0	
1-4-0	0-0-0	0-1-0		HOME		0-1-0		1-1-0		0-1-0	
3-3-0	0-0-0	0-1-0		AWAY		0-0-0		0-1-0		3-1-0	
0-1-0	0-0-0	0-1-0		NEUTRAL		0-0-0		0-0-0		0-0-0	
<hr/>											
RPI S	Opponent	Score	RPI S	Opponent	Score	RPI S	Opponent	Score	RPI S	Opponent	Score
			36 H	UNC Greensboro	0 1	88 H	Georgia St.	0 2	113 H	Middle Tenn.	0 2
			43 A	Furman	1 6	95 H	Chattanooga	1 2	129 A	East Caro.	0 3
			43 N	Furman	1 2				135 H	Appalachian St.	2 1
									141 H	East Tenn. St.	1 2
									145 A	Col. of Charleston	1 2
									183 A	Wofford	0 1
									187 A	UNC Asheville	2 2
									188 H	Davidson	0 1
									219 A	Ga. Southern	1 0
									237 H	Coastal Caro.	1 0
									239 A	Elon	4 0
									248 A	Liberty	2 1
									263 N	Alabama A&M	0 0
									275 A	Citadel	5 0
									284 H	Youngstown St.	2 0
<hr/>											
LAST 10 GAMES											
			43 N	Furman	1 2	36 H	UNC Greensboro	0 1			
			145 A	Col. of Charleston	1 2	43 A	Furman	1 6			
			275 A	Citadel	5 0	183 A	Wofford	0 1			
			219 A	Ga. Southern	1 0	141 H	East Tenn. St.	1 2			
			135 H	Appalachian St.	2 1	187 A	UNC Asheville	2 2			

Non-Div. I Games:

Western Caro.



Average RPI Win:	193	WON-LOST	WINNING	LAST 10	STRENGTH OF	OPP. STRENGTH	TEAM	ADJ	CONF.	ADJ CONF.		
Average RPI Loss:	105	RECORD	PCT. RANK	GAMES	SCHEDULE	OF SCHEDULE	RPI	RPI	RPI	RPI		
DIV. I ONLY		5-10-3	.36111	224	4-6-0	160	137	204	.45291	201	11	11
DIV. I NON-CONF.		3-3-2	.5	133	2-0-0	162	163	154	.48579	150	11	11
<hr/>												
TOTALS	RPI 1-25	RPI 26-50		W-L RECORDS		RPI 51-100		RPI 101-150		RPI 150+		
5-10-3	0-0-0	0-1-0		OVERALL		0-5-0		1-2-1		4-2-2		
4-4-1	0-0-0	0-0-0		HOME		0-3-0		1-1-1		3-0-0		
1-6-2	0-0-0	0-1-0		AWAY		0-2-0		0-1-0		1-2-2		
0-0-0	0-0-0	0-0-0		NEUTRAL		0-0-0		0-0-0		0-0-0		
<hr/>												
3-3-2	0-0-0	0-1-0		NON-CONFERENCE		0-1-0		0-1-1		3-0-1		
2-1-1	0-0-0	0-0-0		HOME		0-1-0		0-0-1		2-0-0		
1-2-1	0-0-0	0-0-		AWAY		0-0-0		0-1-0		1-0-1		
0-0-0	0-0-0	0-0-0		NEUTRAL		0-0-0		0-0-0		0-0-0		
<hr/>												
2-7-1	0-0-0	0-0-0		CONFERENCE		0-4-0		1-1-0		1-2-1		
2-3-0	0-0-0	0-0-0		HOME		0-2-0		1-1-0		1-0-0		
0-4-1	0-0-0	0-0-0		AWAY		0-2-0		0-0-0		0-2-1		
0-0-0	0-0-0	0-0-0		NEUTRAL		0-0-0		0-0-0		0-0-0		
<hr/>												
RPI	S	Opponent	Score	RPI	S	Opponent	Score	RPI	S	Opponent	Score	
				29	A	Mississippi	0 7	64	A	UAB	1 2	
								75	H	DePaul	1 2	
								76	H	Mississippi St.	1 3	
								85	H	Marquette	0 1	
								86	A	TCU	1 2	

Non-Div. I Games:

Memphis

Jacksonville

Through Games Of 2003 FINAL

Average RPI Win:		252	WON-LOST		WINNING		LAST 10		STRENGTH OF		OPP. STRENGTH		TEAM		ADJ		CONF.		ADJ CONF.	
Average RPI Loss:		83	RECORD		PCT. RANK		GAMES		SCHEDULE		OF SCHEDULE		RPI		RPI		RPI		RPI	
DIV. I ONLY			6-12-0		.33333		233		3-7-0		154		98		206		.45225		202	
DIV. I NON-CONF.			2-6-0		.25		245		0-1-0		153		27		218		.44261		214	
TOTALS		RPI 1-25		RPI 26-50		W-L RECORDS		RPI 51-100		RPI 101-150		RPI 150+								
6-12-0		0-2-0		0-3-0		OVERALL		0-2-0		0-2-0		6-3-0								
5-3-0		0-1-0		0-2-0		HOME		0-0-0		0-0-0		5-0-0								
1-6-0		0-1-0		0-0-0		AWAY		0-1-0		0-2-0		1-2-0								
0-3-0		0-0-0		0-1-0		NEUTRAL		0-1-0		0-0-0		0-1-0								
2-6-0		0-2-0		0-1-0		NON-CONFERENCE		0-1-0		0-1-0		2-1-0								
2-1-0		0-1-0		0-0-0		HOME		0-0-0		0-0-0		2-0-0								
0-2-0		0-1-0		0-0-		AWAY		0-0-0		0-1-0		0-0-0								
0-3-0		0-0-0		0-1-0		NEUTRAL		0-1-0		0-0-0		0-1-0								
4-6-0		0-0-0		0-2-0		CONFERENCE		0-1-0		0-1-0		4-2-0								
3-2-0		0-0-0		0-2-0		HOME		0-0-0		0-0-0		3-0-0								
1-4-0		0-0-0		0-0-0		AWAY		0-1-0		0-1-0		1-2-0								
0-0-0		0-0-0		0-0-0		NEUTRAL		0-0-0		0-0-0		0-0-0								
RPI	S	Opponent		Score		RPI	S	Opponent		Score		RPI	S	Opponent		Score				
2	A	Florida		2	6	29	N	Mississippi		0	4	60	N	Miami (Fla.)		1	3			
4	H	Florida St.		1	3	41	H	UCF		0	2	88	A	Georgia St.		3	7			
						44	H	Fla. Atlantic		0	4									

Non-Div. I Games:

Jacksonville

Average RPI Win: 224		WON-LOST	WINNING	LAST 10	STRENGTH OF		OPP. STRENGTH	TEAM	ADJ	CONF.	ADJ CONF.
Average RPI Loss: 86		RECORD	PCT. RANK	GAMES	SCHEDULE		OF SCHEDULE	RPI	RPI	RPI	RPI
DIV. I ONLY		3-13-2	.22222	263	1-8-1		66	129	211	.45092	203
DIV. I NON-CONF.		2-5-1	.3125	228	0-1-0		93	131	175	.47216	170
TOTALS		RPI 1-25	RPI 26-50		W-L RECORDS		RPI 51-100		RPI 101-150		RPI 150+
3-13-2	0-0-0	0-1-0		OVERALL		0-8-1		0-4-0		3-0-1	
1-5-2	0-0-0	0-0-0		HOME		0-4-1		0-1-0		1-0-1	
2-6-0	0-0-0	0-0-0		AWAY		0-3-0		0-3-0		2-0-0	
0-2-0	0-0-0	0-1-0		NEUTRAL		0-1-0		0-0-0		0-0-0	
2-5-1	0-0-0	0-1-0		NON-CONFERENCE		0-3-1		0-1-0		2-0-0	
0-2-1	0-0-0	0-0-0		HOME		0-2-1		0-0-0		0-0-0	
2-1-0	0-0-0	0-0-		AWAY		0-0-0		0-1-0		2-0-0	
0-2-0	0-0-0	0-1-0		NEUTRAL		0-1-0		0-0-0		0-0-0	
1-8-1	0-0-0	0-0-0		CONFERENCE		0-5-0		0-3-0		1-0-1	
1-3-1	0-0-0	0-0-0		HOME		0-2-0		0-1-0		1-0-1	
0-5-0	0-0-0	0-0-0		AWAY		0-3-0		0-2-0		0-0-0	
0-0-0	0-0-0	0-0-0		NEUTRAL		0-0-0		0-0-0		0-0-0	
RPI S	Opponent	Score	RPI S	Opponent	Score	RPI S	Opponent	Score	RPI S	Opponent	Score
			35 N	Georgia	1 4	57 H	Southern Methodist	0 3	114 A	Rice	0 1
						64 A	UAB	0 1	118 A	Tulane	1 2
						67 H	St. Louis	0 1	126 A	South Fla.	0 1
						72 H	South Carolina	1 1	129 H	East Caro.	2 3
						75 A	DePaul	0 1	167 H	Southern Miss.	3 3
						77 N	North Texas	0 2	197 A	Texas St.	1 0
						84 H	Baylor	0 2	201 H	Memphis	1 0
						85 A	Marquette	0 1	274 A	Eastern Wash.	1 0
						86 H	TCU	2 3			
LAST 10 GAMES											
			118 A	Tulane	1 2	86 H	TCU	2 3			
			167 H	Southern Miss.	3 3	114 A	Rice	0 1			
			126 A	South Fla.	0 1	129 H	East Caro.	2 3			
			64 A	UAB	0 1	67 H	St. Louis	0 1			
			201 H	Memphis	1 0	85 A	Marquette	0 1			

Non-Div. I Games:

Houston

Average RPI Win: 228		WON-LOST	WINNING	LAST 10	STRENGTH OF		OPP. STRENGTH	TEAM	ADJ	CONF.	ADJ CONF.
Average RPI Loss: 152		RECORD	PCT. RANK	GAMES	SCHEDULE		OF SCHEDULE	RPI	RPI	RPI	RPI
DIV. I ONLY		9-9-1	.5	141	5-5-0		242	232	198	.45027	204
DIV. I NON-CONF.		3-5-1	.38889	198	1-1-0		271	222	254	.3998	253
TOTALS		RPI 1-25	RPI 26-50		W-L RECORDS		RPI 51-100		RPI 101-150		RPI 150+
9-9-1	0-0-0	0-1-0		OVERALL		0-2-0		0-2-0		9-4-1	
6-1-1	0-0-0	0-0-0		HOME		0-1-0		0-0-0		6-0-1	
3-7-0	0-0-0	0-1-0		AWAY		0-0-0		0-2-0		3-4-0	
0-1-0	0-0-0	0-0-0		NEUTRAL		0-1-0		0-0-0		0-0-0	
3-5-1	0-0-0	0-0-0		NON-CONFERENCE		0-0-0		0-2-0		3-3-1	
2-0-1	0-0-0	0-0-0		HOME		0-0-0		0-0-0		2-0-1	
1-5-0	0-0-0	0-0-		AWAY		0-0-0		0-2-0		1-3-0	
0-0-0	0-0-0	0-0-0		NEUTRAL		0-0-0		0-0-0		0-0-0	
6-4-0	0-0-0	0-1-0		CONFERENCE		0-2-0		0-0-0		6-1-0	
4-1-0	0-0-0	0-0-0		HOME		0-1-0		0-0-0		4-0-0	
2-2-0	0-0-0	0-1-0		AWAY		0-0-0		0-0-0		2-1-0	
0-1-0	0-0-0	0-0-0		NEUTRAL		0-1-0		0-0-0		0-0-0	
RPI S	Opponent	Score	RPI S	Opponent	Score	RPI S	Opponent	Score	RPI S	Opponent	Score
			37 A	Central Conn. St.	0 2	99 H	Sacred Heart	0 2	103 A	UC Riverside	0 4
						99 N	Sacred Heart	0 1	130 A	Providence	0 2
									161 H	Monmouth	1 0
									166 A	Northeastern	1 0
									172 H	St. Joseph's	1 1
									181 H	Fairleigh Dickinson	2 1
									208 A	Rider	1 2
									217 A	Cal St. Northridge	0 3
									223 A	Quinnipiac	0 1
									229 A	Mt. St. Mary's	1 0
									231 H	St. Francis (Pa.)	2 0
									256 A	Drexel	3 4
									261 H	Marist	2 0
									264 A	Wagner	3 1
									277 H	Robert Morris	2 0
									280 H	Albany (N.Y.)	1 0
LAST 10 GAMES											
			99 N	Sacred Heart	0 1	99 H	Sacred Heart	0 2			
			181 H	Fairleigh Dickinson	2 1	264 A	Wagner	3 1			
			161 H	Monmouth	1 0	37 A	Central Conn. St.	0 2			
			208 A	Rider	1 2	223 A	Quinnipiac	0 1			
			280 H	Albany (N.Y.)	1 0	231 H	St. Francis (Pa.)	2 0			

Non-Div. I Games:

Long Island

Average RPI Win:	253	WON-LOST RECORD	WINNING PCT. RANK	LAST 10 GAMES	STRENGTH OF SCHEDULE	OPP. STRENGTH OF SCHEDULE	TEAM RPI	ADJ RPI	CONF. RPI	ADJ CONF. RPI			
Average RPI Loss:	143												
DIV. I ONLY	9-7-3	.55263	110	6-1-2	262	264	201	.44958	205	27	27		
DIV. I NON-CONF.	6-5-1	.54167	129	3-0-0	203	261	176	.46377	184	27	27		
<hr/>													
TOTALS	RPI 1-25	RPI 26-50		W-L RECORDS	RPI 51-100		RPI 101-150		RPI 150+				
9-7-3	0-0-0	0-0-0		OVERALL	0-3-0		0-1-1		9-3-2				
5-3-0	0-0-0	0-0-0		HOME	0-3-0		0-0-0		5-0-0				
4-3-3	0-0-0	0-0-0		AWAY	0-0-0		0-1-1		4-2-2				
0-1-0	0-0-0	0-0-0		NEUTRAL	0-0-0		0-0-0		0-1-0				
<hr/>													
6-5-1	0-0-0	0-0-0		NON-CONFERENCE	0-2-0		0-0-0		6-3-1				
3-2-0	0-0-0	0-0-0		HOME	0-2-0		0-0-0		3-0-0				
3-2-1	0-0-0	0-0-		AWAY	0-0-0		0-0-0		3-2-1				
0-1-0	0-0-0	0-0-0		NEUTRAL	0-0-0		0-0-0		0-1-0				
<hr/>													
3-2-2	0-0-0	0-0-0		CONFERENCE	0-1-0		0-1-1		3-0-1				
2-1-0	0-0-0	0-0-0		HOME	0-1-0		0-0-0		2-0-0				
1-1-2	0-0-0	0-0-0		AWAY	0-0-0		0-1-1		1-0-1				
0-0-0	0-0-0	0-0-0		NEUTRAL	0-0-0		0-0-0		0-0-0				
<hr/>													
RPI S	Opponent	Score	RPI S	Opponent	Score	RPI S	Opponent	Score	RPI S	Opponent	Score		
						63 H	Oakland	0	1	147 A	Oral Roberts	1	1
						86 H	TCU	0	2	147 A	Oral Roberts	1	2
						90 H	Stephen F. Austin	0	2	164 N	Northern Iowa	1	2
										168 A	UTEP	2	1
										212 A	Northwestern St.	0	3
										214 A	La.-Monroe	2	2
										220 A	Arkansas St.	3	0
										232 H	La.-Lafayette	2	1
										240 A	Ark.-Little Rock	1	3
										250 A	Valparaiso	1	1
										263 H	Alabama A&M	2	0
										268 H	Western Ill.	4	0
										279 A	IUPUI	3	1
										280 A	Grambling	4	0
										282 H	Mississippi Val.	5	1
				285 H	Southern Utah	1	0						
			LAST 10 GAMES										
			147 A	Oral Roberts	1	1	268 H	Western Ill.	4	0			
			250 A	Valparaiso	1	1	232 H	La.-Lafayette	2	1			
			279 A	IUPUI	3	1	263 H	Alabama A&M	2	0			
			285 H	Southern Utah	1	0	280 A	Grambling	4	0			
			147 A	Oral Roberts	1	2	220 A	Arkansas St.	3	0			

Non-Div. I Games: Alcorn St. 14 0

Centenary (La.)

Average RPI Win:		227	WON-LOST		WINNING		LAST 10		STRENGTH OF		OPP. STRENGTH		TEAM	ADJ		CONF.		ADJ CONF.						
Average RPI Loss:		115	RECORD		PCT. RANK		GAMES		SCHEDULE		OF SCHEDULE		RPI	RPI		RPI		RPI						
DIV. I ONLY			7-6-3		.53125		118		3-4-3		269		159		207		.44871		206		20		20	
DIV. I NON-CONF.			5-3-1		.61111		90		1-1-1		284		149		203		.44962		202		21		21	
TOTALS		RPI 1-25		RPI 26-50		W-L RECORDS		RPI 51-100		RPI 101-150		RPI 150+												
7-6-3		0-1-0		0-0-0		OVERALL		0-1-0		0-3-0		7-1-3												
4-3-0		0-0-0		0-0-0		HOME		0-0-0		0-3-0		4-0-0												
2-3-3		0-1-0		0-0-0		AWAY		0-1-0		0-0-0		2-1-3												
1-0-0		0-0-0		0-0-0		NEUTRAL		0-0-0		0-0-0		1-0-0												
5-3-1		0-1-0		0-0-0		NON-CONFERENCE		0-0-0		0-1-0		5-1-1												
2-1-0		0-0-0		0-0-0		HOME		0-0-0		0-1-0		2-0-0												
2-2-1		0-1-0		0-0-		AWAY		0-0-0		0-0-0		2-1-1												
1-0-0		0-0-0		0-0-0		NEUTRAL		0-0-0		0-0-0		1-0-0												
2-3-2		0-0-0		0-0-0		CONFERENCE		0-1-0		0-2-0		2-0-2												
2-2-0		0-0-0		0-0-0		HOME		0-0-0		0-2-0		2-0-0												
0-1-2		0-0-0		0-0-0		AWAY		0-1-0		0-0-0		0-0-2												
0-0-0		0-0-0		0-0-0		NEUTRAL		0-0-0		0-0-0		0-0-0												
RPI	S	Opponent		Score		RPI	S	Opponent		Score		RPI	S	Opponent		Score								
5	A	Penn St.		0	6					62	A	Navy	0	4	120	H	Cornell	1	2					
															134	H	American	0	3					
															139	H	Colgate	0	1					
															175	A	Towson	1	0					
															185	N	South Ala.	3	2					
															207	H	Lehigh	1	0					
															209	H	Army	4	1					
															231	A	St. Francis (Pa.)	0	1					
															244	A	Lafayette	0	0					
															251	A	Florida Int'l	1	1					
															260	A	Holy Cross	1	1					
															261	H	Marist	3	2					
															276	H	Howard	3	0					
															277	A	Robert Morris	2	1					
LAST 10 GAMES																								
		62 A Navy		0	4			185 N South Ala.		3	2													
		231 A St. Francis (Pa.)		0	1			209 H Army		4	1													
		134 H American		0	3			207 H Lehigh		1	0													
		260 A Holy Cross		1	1			244 A Lafayette		0	0													
		251 A Florida Int'l		1	1			139 H Colgate		0	1													

Non-Div. I Games:

Bucknell

Average RPI Win:		231	WON-LOST RECORD		WINNING PCT. RANK		LAST 10 GAMES		STRENGTH OF SCHEDULE		OPP. STRENGTH OF SCHEDULE		TEAM RPI		ADJ RPI		CONF. RPI		ADJ CONF. RPI				
DIV. I ONLY			9-9-1		.5 141		3-6-1		251		225		202		.44859 207		20		20				
DIV. I NON-CONF.			7-5-0		.58333 108		2-3-0		245		224		179		.46497 181		21		21				
TOTALS		RPI 1-25		RPI 26-50		W-L RECORDS		RPI 51-100		RPI 101-150		RPI 150+											
9-9-1		0-1-0		0-0-0		OVERALL		0-2-0		0-1-1		9-5-0											
6-3-0		0-0-0		0-0-0		HOME		0-2-0		0-1-0		6-0-0											
3-6-1		0-1-0		0-0-0		AWAY		0-0-0		0-0-1		3-5-0											
0-0-0		0-0-0		0-0-0		NEUTRAL		0-0-0		0-0-0		0-0-0											
7-5-0		0-1-0		0-0-0		NON-CONFERENCE		0-1-0		0-0-0		7-3-0											
4-1-0		0-0-0		0-0-0		HOME		0-1-0		0-0-0		4-0-0											
3-4-0		0-1-0		0-0-		AWAY		0-0-0		0-0-0		3-3-0											
0-0-0		0-0-0		0-0-0		NEUTRAL		0-0-0		0-0-0		0-0-0											
2-4-1		0-0-0		0-0-0		CONFERENCE		0-1-0		0-1-1		2-2-0											
2-2-0		0-0-0		0-0-0		HOME		0-1-0		0-1-0		2-0-0											
0-2-1		0-0-0		0-0-0		AWAY		0-0-0		0-0-1		0-2-0											
0-0-0		0-0-0		0-0-0		NEUTRAL		0-0-0		0-0-0		0-0-0											
RPI	S	Opponent		Score		RPI	S	Opponent		Score		RPI	S	Opponent		Score							
15	A	Villanova		0 1								134	H	American		1 2							
												139	A	Colgate		0 0							
												161	A	Monmouth		3 4							
												162	H	Pittsburgh		2 0							
												172	A	St. Joseph's		3 2							
												175	A	Towson		0 1							
												206	A	Bucknell		0 1							
												209	A	Army		2 3							
												213	A	Stony Brook		1 2							
												223	A	Quinnipiac		4 3							
												231	H	St. Francis (Pa.)		3 0							
												233	H	Niagara		2 1							
												244	H	Lafayette		1 0							
												260	H	Holy Cross		1 0							
												262	A	Temple		3 0							
												293	H	Delaware St.		9 0							
LAST 10 GAMES																							
260 H Holy Cross						1 0						134 H American						1 2					
69 H Pennsylvania						2 5						161 A Monmouth						3 4					
139 A Colgate						0 0						175 A Towson						0 1					
62 H Navy						1 2						206 A Bucknell						0 1					
293 H Delaware St.						9 0						233 H Niagara						2 1					

**Non-Div. I Games:**

Lehigh

Average RPI Win:		250	WON-LOST RECORD		WINNING PCT. RANK		LAST 10 GAMES		STRENGTH OF SCHEDULE		OPP. STRENGTH OF SCHEDULE		TEAM RPI		ADJ RPI		CONF. RPI		ADJ CONF. RPI	
DIV. I ONLY			11-7-2		.6 76		6-4-0		274		260		205		.44749 208		29		29	
DIV. I NON-CONF.			5-3-2		.6 97		2-0-0		242		192		163		.47342 166		30		30	
TOTALS		RPI 1-25		RPI 26-50		W-L RECORDS		RPI 51-100		RPI 101-150		RPI 150+								
11-7-2		0-1-0		0-0-0		OVERALL		0-0-1		0-2-0		11-4-1								
5-3-0		0-0-0		0-0-0		HOME		0-0-0		0-1-0		5-2-0								
5-4-2		0-1-0		0-0-0		AWAY		0-0-0		0-1-0		5-2-1								
1-0-1		0-0-0		0-0-0		NEUTRAL		0-0-1		0-0-0		1-0-0								
5-3-2		0-1-0		0-0-0		NON-CONFERENCE		0-0-1		0-0-0		5-2-1								
2-1-0		0-0-0		0-0-0		HOME		0-0-0		0-0-0		2-1-0								
2-2-1		0-1-0		0-0-		AWAY		0-0-0		0-0-0		2-1-1								
1-0-1		0-0-0		0-0-0		NEUTRAL		0-0-1		0-0-0		1-0-0								
6-4-0		0-0-0		0-0-0		CONFERENCE		0-0-0		0-2-0		6-2-0								
3-2-0		0-0-0		0-0-0		HOME		0-0-0		0-1-0		3-1-0								
3-2-0		0-0-0		0-0-0		AWAY		0-0-0		0-1-0		3-1-0								
0-0-0		0-0-0		0-0-0		NEUTRAL		0-0-0		0-0-0		0-0-0								
RPI	S	Opponent		Score		RPI	S	Opponent		Score		RPI	S	Opponent		Score				
15	A	Villanova		0 2								115	A	Loyola (Md.)		0 1				
												115	H	Loyola (Md.)		2 4				
												161	H	Monmouth		6 2				
												170	H	UMBC		1 2				
												204	H	Long Island		2 1				
												209	A	Army		1 2				
												218	A	Fairfield		2 3				
												222	H	Siena		1 0				
												233	A	Niagara		1 0				
												244	A	Lafayette		1 1				
												253	A	St. Bonaventure		3 1				
												261	H	Marist		2 1				
												270	H	Manhattan		1 3				
												277	N	Robert Morris		5 1				
												280	A	Albany (N.Y.)		5 1				
												283	A	Iona		2 1				
												287	A	Canisius		3 0				
												291	H	St. Peter's		8 0				
LAST 10 GAMES																				
						115	H	Loyola (Md.)		2 4		161	H	Monmouth		6 2				
						287	A	Canisius		3 0		270	H	Manhattan		1 3				
						233	A	Niagara		1 0		291	H	St. Peter's		8 0				
						204	H	Long Island		2 1		218	A	Fairfield		2 3				
						115	A	Loyola (Md.)		0 1		283	A	Iona		2 1				

Non-Div. I Games:

Rider



Average RPI Win: 223		WON-LOST RECORD	WINNING PCT. RANK	LAST 10 GAMES	STRENGTH OF SCHEDULE	OPP. STRENGTH OF SCHEDULE	TEAM RPI	ADJ RPI		CONF. RPI	ADJ CONF. RPI	
Average RPI Loss: 149												
DIV. I ONLY		9-10-0	.47368 169	2-8-0	244	206	208	.44599	209	20	20	
DIV. I NON-CONF.		6-5-0	.54545 123	1-3-0	252	211	192	.45463	196	21	21	
<hr/>												
TOTALS		RPI 1-25		RPI 26-50		W-L RECORDS		RPI 51-100		RPI 101-150		RPI 150+
9-10-0		0-0-0		0-0-0		OVERALL		0-2-0		1-4-0		8-4-0
7-2-0		0-0-0		0-0-0		HOME		0-0-0		0-1-0		7-1-0
1-6-0		0-0-0		0-0-0		AWAY		0-1-0		1-3-0		0-2-0
1-2-0		0-0-0		0-0-0		NEUTRAL		0-1-0		0-0-0		1-1-0
6-5-0		0-0-0		0-0-0		NON-CONFERENCE		0-1-0		1-1-0		5-3-0
4-1-0		0-0-0		0-0-0		HOME		0-0-0		0-0-0		4-1-0
1-2-0		0-0-0		0-0-		AWAY		0-0-0		1-1-0		0-1-0
1-2-0		0-0-0		0-0-0		NEUTRAL		0-1-0		0-0-0		1-1-0
3-5-0		0-0-0		0-0-0		CONFERENCE		0-1-0		0-3-0		3-1-0
3-1-0		0-0-0		0-0-0		HOME		0-0-0		0-1-0		3-0-0
0-4-0		0-0-0		0-0-0		AWAY		0-1-0		0-2-0		0-1-0
0-0-0		0-0-0		0-0-0		NEUTRAL		0-0-0		0-0-0		0-0-0
RPI S	Opponent	Score	RPI S	Opponent	Score	RPI S	Opponent	Score	RPI S	Opponent	Score	
						62 A	Navy	0 1	120 A	Cornell	0 4	
						91 N	Indiana	0 1	134 A	American	0 1	
									134 A	American	1 2	
									139 H	Colgate	0 2	
									140 A	Columbia	2 1	
									160 N	Air Force	0 1	
									174 N	Gardner-Webb	2 1	
									181 A	Fairleigh Dickinson	0 2	
									206 A	Bucknell	1 4	
									207 H	Lehigh	3 2	
									208 H	Rider	2 1	
									222 H	Siena	4 0	
									244 H	Lafayette	2 0	
									260 H	Holy Cross	1 0	
									261 H	Marist	0 1	
									270 H	Manhattan	3 0	
									280 H	Albany (N.Y.)	4 0	
LAST 10 GAMES												
						134 A	American	0 1	206 A	Bucknell	1 4	
						134 A	American	1 2	181 A	Fairleigh Dickinson	0 2	
						244 H	Lafayette	2 0	62 A	Navy	0 1	
						139 H	Colgate	0 2	261 H	Marist	0 1	
						120 A	Cornell	0 4	208 H	Rider	2 1	

Non-Div. I Games:

Army

Average RPI Win:		254	WON-LOST RECORD		WINNING PCT. RANK		LAST 10 GAMES		STRENGTH OF SCHEDULE		OPP. STRENGTH OF SCHEDULE		TEAM RPI	ADJ RPI		CONF. RPI	ADJ CONF. RPI		
DIV. I ONLY			9-11-0		.45	177	4-6-0		241		214		213	.4431		210	22	22	
DIV. I NON-CONF.			6-5-0		.54545	123	2-0-0		254		198		191	.45868		191	23	23	
TOTALS		RPI 1-25		RPI 26-50		W-L RECORDS		RPI 51-100		RPI 101-150		RPI 150+							
9-11-0		0-0-0		0-1-0		OVERALL		0-3-0		0-5-0		9-2-0							
5-3-0		0-0-0		0-0-0		HOME		0-2-0		0-0-0		5-1-0							
4-7-0		0-0-0		0-1-0		AWAY		0-1-0		0-5-0		4-0-0							
0-1-0		0-0-0		0-0-0		NEUTRAL		0-0-0		0-0-0		0-1-0							
6-5-0		0-0-0		0-1-0		NON-CONFERENCE		0-2-0		0-1-0		6-1-0							
2-2-0		0-0-0		0-0-0		HOME		0-2-0		0-0-0		2-0-0							
4-2-0		0-0-0		0-0-		AWAY		0-0-0		0-1-0		4-0-0							
0-1-0		0-0-0		0-0-0		NEUTRAL		0-0-0		0-0-0		0-1-0							
3-6-0		0-0-0		0-0-0		CONFERENCE		0-1-0		0-4-0		3-1-0							
3-1-0		0-0-0		0-0-0		HOME		0-0-0		0-0-0		3-1-0							
0-5-0		0-0-0		0-0-0		AWAY		0-1-0		0-4-0		0-0-0							
0-0-0		0-0-0		0-0-0		NEUTRAL		0-0-0		0-0-0		0-0-0							
RPI	S	Opponent		Score		RPI	S	Opponent		Score		RPI	S	Opponent		Score			
				46	A	Vanderbilt		0	2	88	H	Georgia St.	1	3	105	A	Alabama	1	4
										95	H	Chattanooga	3	5	110	A	Southeast Mo. St.	1	2
										98	A	Samford	1	2	133	A	Eastern Ill.	1	2
															150	A	Jacksonville St.	0	2
															150	A	Jacksonville St.	0	1
															177	H	Tenn.-Martin	1	2
															219	N	Ga. Southern	0	1
															228	H	Murray St.	5	1
															238	A	Birmingham-So.	6	0
															243	A	Mercer	2	1
															245	H	Radford	2	1
															259	H	Austin Peay	2	1
															263	A	Alabama A&M	4	0
															267	A	Belmont	3	0
															269	H	Lipscomb	2	0
															278	H	Morehead St.	5	0
				LAST 10 GAMES															
				150	A	Jacksonville St.	0	2	150	A	Jacksonville St.	0	1						
				110	A	Southeast Mo. St.	1	2	278	H	Morehead St.	5	0						
				177	H	Tenn.-Martin	1	2	133	A	Eastern Ill.	1	2						
				228	H	Murray St.	5	1	269	H	Lipscomb	2	0						
				98	A	Samford	1	2	263	A	Alabama A&M	4	0						

Non-Div. I Games:

Tennessee Tech

Average RPI Win: 268		WON-LOST RECORD		WINNING PCT. RANK		LAST 10 GAMES		STRENGTH OF SCHEDULE		OPP. STRENGTH OF SCHEDULE		TEAM RPI		ADJ RPI		CONF. RPI		ADJ CONF. RPI	
DIV. I ONLY		9-9-0		.5 141		4-6-0		261		249		214		.4428 211		16		17	
DIV. I NON-CONF.		6-2-0		.75 35		1-0-0		283		287		174		.47127 173		18		20	
TOTALS		RPI 1-25		RPI 26-50		W-L RECORDS		RPI 51-100		RPI 101-150		RPI 150+							
9-9-0		0-0-0		0-2-0		OVERALL		0-2-0		0-1-0		9-4-0							
5-4-0		0-0-0		0-2-0		HOME		0-0-0		0-1-0		5-1-0							
4-4-0		0-0-0		0-0-0		AWAY		0-1-0		0-0-0		4-3-0							
0-1-0		0-0-0		0-0-0		NEUTRAL		0-1-0		0-0-0		0-0-0							
6-2-0		0-0-0		0-0-0		NON-CONFERENCE		0-1-0		0-0-0		6-1-0							
4-0-0		0-0-0		0-0-0		HOME		0-0-0		0-0-0		4-0-0							
2-1-0		0-0-0		0-0-		AWAY		0-0-0		0-0-0		2-1-0							
0-1-0		0-0-0		0-0-0		NEUTRAL		0-1-0		0-0-0		0-0-0							
3-7-0		0-0-0		0-2-0		CONFERENCE		0-1-0		0-1-0		3-3-0							
1-4-0		0-0-0		0-2-0		HOME		0-0-0		0-1-0		1-1-0							
2-3-0		0-0-0		0-0-0		AWAY		0-1-0		0-0-0		2-2-0							
0-0-0		0-0-0		0-0-0		NEUTRAL		0-0-0		0-0-0		0-0-0							
RPI S	Opponent	Score		RPI S	Opponent	Score		RPI S	Opponent	Score		RPI S	Opponent	Score					
				41 H	UCF	0	1	88 A	Georgia St.	1	3	106 H	Campbell	1	2				
				44 H	Fla. Atlantic	1	3	92 N	Southeastern La.	0	4	156 A	Stetson	3	8				
												174 H	Gardner-Webb	1	3				
												185 A	South Ala.	2	3				
												202 A	Jacksonville	0	6				
												238 H	Birmingham-So.	2	1				
												243 A	Mercer	2	1				
												267 H	Belmont	3	0				
												269 A	Lipscomb	1	0				
												271 A	Charleston So.	1	0				
												275 A	Citadel	5	4				
												280 H	Grambling	4	0				
												282 H	Mississippi Val.	6	1				
												286 H	Jackson St.	9	0				
LAST 10 GAMES																			
				238 H	Birmingham-So.	2	1	156 A	Stetson	3	8								
				44 H	Fla. Atlantic	1	3	202 A	Jacksonville	0	6								
				41 H	UCF	0	1	174 H	Gardner-Webb	1	3								
				269 A	Lipscomb	1	0	106 H	Campbell	1	2								
				267 H	Belmont	3	0	243 A	Mercer	2	1								

Non-Div. I Games:

Troy St.

Average RPI Win: 249		WON-LOST	WINNING	LAST 10	STRENGTH OF		OPP. STRENGTH	TEAM	ADJ	CONF.	ADJ CONF.
Average RPI Loss: 160		RECORD	PCT. RANK	GAMES	SCHEDULE		OF SCHEDULE	RPI	RPI	RPI	RPI
DIV. I ONLY		9-9-2	.5	141	5-3-2		258	236	210	.44058	212
DIV. I NON-CONF.		2-5-0	.28571	239	0-0-0		216	237	255	.39752	255
TOTALS		RPI 1-25	RPI 26-50		W-L RECORDS		RPI 51-100		RPI 101-150		RPI 150+
9-9-2	0-0-0	0-1-0		OVERALL		0-2-1		0-1-0		9-5-1	
5-4-0	0-0-0	0-1-0		HOME		0-1-0		0-0-0		5-2-0	
4-4-2	0-0-0	0-0-0		AWAY		0-1-1		0-1-0		4-2-1	
0-1-0	0-0-0	0-0-0		NEUTRAL		0-0-0		0-0-0		0-1-0	
2-5-0	0-0-0	0-1-0		NON-CONFERENCE		0-0-0		0-1-0		2-3-0	
1-2-0	0-0-0	0-1-0		HOME		0-0-0		0-0-0		1-1-0	
1-2-0	0-0-0	0-0-		AWAY		0-0-0		0-1-0		1-1-0	
0-1-0	0-0-0	0-0-0		NEUTRAL		0-0-0		0-0-0		0-1-0	
7-4-2	0-0-0	0-0-0		CONFERENCE		0-2-1		0-0-0		7-2-1	
4-2-0	0-0-0	0-0-0		HOME		0-1-0		0-0-0		4-1-0	
3-2-2	0-0-0	0-0-0		AWAY		0-1-1		0-0-0		3-1-1	
0-0-0	0-0-0	0-0-0		NEUTRAL		0-0-0		0-0-0		0-0-0	
RPI S	Opponent	Score	RPI S	Opponent	Score	RPI S	Opponent	Score	RPI S	Opponent	Score
			40 H	Oklahoma St.	1 5	90 A	Stephen F. Austin	0 1	114 A	Rice	1 5
						92 A	Southeastern La.	1 1	197 A	Texas St.	1 3
						92 H	Southeastern La.	3 4	197 H	Texas St.	3 2
									205 H	Centenary (La.)	3 0
									214 A	La.-Monroe	0 0
									214 H	La.-Monroe	1 4
									214 H	La.-Monroe	1 0
									219 N	Ga. Southern	0 2
									232 H	La.-Lafayette	1 2
									243 A	Mercer	0 1
									252 A	McNeese St.	1 0
									272 A	Sam Houston St.	2 0
									272 H	Sam Houston St.	4 0
									273 A	Nicholls St.	3 2
									273 H	Nicholls St.	2 1
									280 A	Grambling	5 0
LAST 10 GAMES											
			214 H	La.-Monroe	1 4	197 H	Texas St.	3 2			
			214 A	La.-Monroe	0 0	90 A	Stephen F. Austin	0 1			
			273 A	Nicholls St.	3 2	252 A	McNeese St.	1 0			
			92 A	Southeastern La.	1 1	272 A	Sam Houston St.	2 0			
			272 H	Sam Houston St.	4 0	197 A	Texas St.	1 3			

Non-Div. I Games:

Northwestern St.

Average RPI Win:	234	WON-LOST	WINNING	LAST 10	STRENGTH OF	OPP. STRENGTH	TEAM	ADJ	CONF.	ADJ CONF.	
Average RPI Loss:	115	RECORD	PCT. RANK	GAMES	SCHEDULE	OF SCHEDULE	RPI	RPI	RPI	RPI	
DIV. I ONLY	7-11-1	.39474	208	3-7-0	218	158	216	.44055	213	14	14
DIV. I NON-CONF.	4-5-1	.45	167	0-1-0	219	193	206	.44727	206	13	13
<hr/>											
TOTALS	RPI 1-25	RPI 26-50		W-L RECORDS	RPI 51-100		RPI 101-150		RPI 150+		
7-11-1	0-0-0	0-1-0		OVERALL	0-5-0		0-0-1		7-5-0		
6-2-0	0-0-0	0-0-0		HOME	0-2-0		0-0-0		6-0-0		
1-9-1	0-0-0	0-1-0		AWAY	0-3-0		0-0-1		1-5-0		
0-0-0	0-0-0	0-0-0		NEUTRAL	0-0-0		0-0-0		0-0-0		
<hr/>											
4-5-1	0-0-0	0-1-0		NON-CONFERENCE	0-2-0		0-0-1		4-2-0		
3-0-0	0-0-0	0-0-0		HOME	0-0-0		0-0-0		3-0-0		
1-5-1	0-0-0	0-0-		AWAY	0-2-0		0-0-1		1-2-0		
0-0-0	0-0-0	0-0-0		NEUTRAL	0-0-0		0-0-0		0-0-0		
<hr/>											
3-6-0	0-0-0	0-0-0		CONFERENCE	0-3-0		0-0-0		3-3-0		
3-2-0	0-0-0	0-0-0		HOME	0-2-0		0-0-0		3-0-0		
0-4-0	0-0-0	0-0-0		AWAY	0-1-0		0-0-0		0-3-0		
0-0-0	0-0-0	0-0-0		NEUTRAL	0-0-0		0-0-0		0-0-0		
<hr/>											
RPI S	Opponent	Score	RPI S	Opponent	Score	RPI S	Opponent	Score	RPI S	Opponent	Score
			42 A	Rutgers	0 3	51 A	Hofstra	0 1	120 A	Cornell	2 2
						66 H	Boston U.	1 4	151 A	Binghamton	0 1
						71 A	St. John's (N.Y.)	0 2	157 A	New Hampshire	1 2
						79 A	Maine	0 3	166 A	Northeastern	1 5
						96 H	Hartford	0 1	170 H	UMBC	2 0
									172 A	St. Joseph's	0 1
									182 H	Vermont	1 0
									207 H	Lehigh	2 1
									218 A	Fairfield	0 1
									249 A	La Salle	3 0
									262 H	Temple	5 0
									280 H	Albany (N.Y.)	1 0
									291 H	St. Peter's	3 0
<hr/>											
LAST 10 GAMES											
	157 A	New Hampshire	1	2	96 H	Hartford	0	1			
	170 H	UMBC	2	0	51 A	Hofstra	0	1			
	66 H	Boston U.	1	4	151 A	Binghamton	0	1			
	182 H	Vermont	1	0	166 A	Northeastern	1	5			
	79 A	Maine	0	3	280 H	Albany (N.Y.)	1	0			

Non-Div. I Games:

Stony Brook

Average RPI Win: 250		WON-LOST	WINNING	LAST 10	STRENGTH OF		OPP. STRENGTH	TEAM	ADJ	CONF.	ADJ CONF.
Average RPI Loss: 152		RECORD	PCT. RANK	GAMES	SCHEDULE		OF SCHEDULE	RPI	RPI	RPI	RPI
DIV. I ONLY		9-11-2	.45455	176	5-4-1		225	252	212	.4393	214
DIV. I NON-CONF.		2-5-1	.3125	228	0-0-0		198	247	245	.40777	246
TOTALS		RPI 1-25	RPI 26-50		W-L RECORDS		RPI 51-100		RPI 101-150		RPI 150+
9-11-2	0-0-0	0-0-0		OVERALL		0-4-0		0-1-0		9-6-2	
4-2-2	0-0-0	0-0-0		HOME		0-1-0		0-0-0		4-1-2	
4-7-0	0-0-0	0-0-0		AWAY		0-2-0		0-1-0		4-4-0	
1-2-0	0-0-0	0-0-0		NEUTRAL		0-1-0		0-0-0		1-1-0	
2-5-1	0-0-0	0-0-0		NON-CONFERENCE		0-0-0		0-1-0		2-4-1	
1-1-1	0-0-0	0-0-0		HOME		0-0-0		0-0-0		1-1-1	
0-3-0	0-0-0	0-0-0		AWAY		0-0-0		0-1-0		0-2-0	
1-1-0	0-0-0	0-0-0		NEUTRAL		0-0-0		0-0-0		1-1-0	
7-6-1	0-0-0	0-0-0		CONFERENCE		0-4-0		0-0-0		7-2-1	
3-1-1	0-0-0	0-0-0		HOME		0-1-0		0-0-0		3-0-1	
4-4-0	0-0-0	0-0-0		AWAY		0-2-0		0-0-0		4-2-0	
0-1-0	0-0-0	0-0-0		NEUTRAL		0-1-0		0-0-0		0-0-0	
RPI S	Opponent	Score	RPI S	Opponent	Score	RPI S	Opponent	Score	RPI S	Opponent	Score
						90 A	Stephen F. Austin	0 2	113 A	Middle Tenn.	0 5
						92 A	Southeastern La.	0 4	164 N	Northern Iowa	0 1
						92 H	Southeastern La.	1 4	168 A	UTEP	0 1
						92 N	Southeastern La.	0 1	197 A	Texas St.	1 2
									197 H	Texas St.	2 0
									205 H	Centenary (La.)	2 2
									212 A	Northwestern St.	0 1
									212 A	Northwestern St.	4 1
									212 H	Northwestern St.	0 0
									220 H	Arkansas St.	1 2
									232 A	La.-Lafayette	0 1
									240 H	Ark.-Little Rock	3 1
									252 A	McNeese St.	2 1
									263 N	Alabama A&M	3 1
									272 A	Sam Houston St.	4 1
									272 H	Sam Houston St.	1 0
									273 A	Nicholls St.	2 1
									273 H	Nicholls St.	3 2
LAST 10 GAMES											
						92 N	Southeastern La.	0 1	197 H	Texas St.	2 0
						212 A	Northwestern St.	4 1	272 H	Sam Houston St.	1 0
						212 H	Northwestern St.	0 0	252 A	McNeese St.	2 1
						92 A	Southeastern La.	0 4	90 A	Stephen F. Austin	0 2
						273 A	Nicholls St.	2 1	197 A	Texas St.	1 2

Non-Div. I Games:

La.-Monroe

Average RPI Win:		230	WON-LOST RECORD		WINNING PCT. RANK		LAST 10 GAMES		STRENGTH OF SCHEDULE		OPP. STRENGTH OF SCHEDULE		TEAM RPI		ADJ RPI		CONF. RPI		ADJ CONF. RPI		
DIV. I ONLY			9-10-1		.475	167	4-4-1		245		227		209		.43853		215	28		28	
DIV. I NON-CONF.			3-6-0		.33333	217	1-1-0		148		94		194		.45369		199	29		29	
TOTALS		RPI 1-25		RPI 26-50		W-L RECORDS		RPI 51-100		RPI 101-150		RPI 150+									
9-10-1		0-1-0		0-1-0		OVERALL		1-0-0		0-2-0		8-6-1									
5-5-1		0-0-0		0-1-0		HOME		1-0-0		0-0-0		4-4-1									
4-5-0		0-1-0		0-0-0		AWAY		0-0-0		0-2-0		4-2-0									
0-0-0		0-0-0		0-0-0		NEUTRAL		0-0-0		0-0-0		0-0-0									
3-6-0		0-1-0		0-1-0		NON-CONFERENCE		1-0-0		0-2-0		2-2-0									
2-2-0		0-0-0		0-1-0		HOME		1-0-0		0-0-0		1-1-0									
1-4-0		0-1-0		0-0-		AWAY		0-0-0		0-2-0		1-1-0									
0-0-0		0-0-0		0-0-0		NEUTRAL		0-0-0		0-0-0		0-0-0									
6-4-1		0-0-0		0-0-0		CONFERENCE		0-0-0		0-0-0		6-4-1									
3-3-1		0-0-0		0-0-0		HOME		0-0-0		0-0-0		3-3-1									
3-1-0		0-0-0		0-0-0		AWAY		0-0-0		0-0-0		3-1-0									
0-0-0		0-0-0		0-0-0		NEUTRAL		0-0-0		0-0-0		0-0-0									
RPI	S	Opponent		Score		RPI	S	Opponent		Score		RPI	S	Opponent		Score					
1	A	North Carolina		0	8	50	H	North Carolina St.		0	4	88	H	Georgia St.		2	1				
												109	A	Western Ky.		2	3				
												148	A	UNC Wilmington		1	3				
												183	H	Wofford		4	0				
												187	H	UNC Asheville		0	2				
												187	H	UNC Asheville		0	0				
												188	H	Davidson		2	3				
												237	A	Coastal Caro.		0	3				
												238	H	Birmingham-So.		1	0				
												238	H	Birmingham-So.		3	1				
												239	A	Elon		0	2				
												245	H	Radford		1	2				
												245	H	Radford		1	0				
												248	H	Liberty		1	3				
												255	A	Winthrop		7	3				
												267	A	Belmont		2	0				
271	A	Charleston So.		4	1																
289	A	VMI		3	1																
LAST 10 GAMES																					
1		A	North Carolina		0	8	245		H	Radford		1	2								
187		H	UNC Asheville		0	0	237		A	Coastal Caro.		0	3								
238		H	Birmingham-So.		3	1	289		A	VMI		3	1								
245		H	Radford		1	0	187		H	UNC Asheville		0	2								
183		H	Wofford		4	0	248		H	Liberty		1	3								

Non-Div. I Games: Longwood 2 1

High Point

Average RPI Win: 210		WON-LOST RECORD	WINNING PCT. RANK	LAST 10 GAMES	STRENGTH OF SCHEDULE	OPP. STRENGTH OF SCHEDULE	TEAM RPI	ADJ RPI	CONF. RPI	ADJ CONF. RPI	
Average RPI Loss: 159											
DIV. I ONLY		8-11-0	.42105 193	4-6-0	231	202	215	.43834 216	18	18	
DIV. I NON-CONF.		3-4-0	.42857 177	1-1-0	239	232	227	.4289 227	20	18	
TOTALS		RPI 1-25	RPI 26-50		W-L RECORDS		RPI 51-100		RPI 101-150		RPI 150+
8-11-0	0-0-0		0-0-0		OVERALL		0-2-0		0-3-0		8-6-0
5-4-0	0-0-0		0-0-0		HOME		0-1-0		0-2-0		5-1-0
3-7-0	0-0-0		0-0-0		AWAY		0-1-0		0-1-0		3-5-0
0-0-0	0-0-0		0-0-0		NEUTRAL		0-0-0		0-0-0		0-0-0
3-4-0	0-0-0		0-0-0		NON-CONFERENCE		0-1-0		0-1-0		3-2-0
2-1-0	0-0-0		0-0-0		HOME		0-0-0		0-1-0		2-0-0
1-3-0	0-0-0		0-0-		AWAY		0-1-0		0-0-0		1-2-0
0-0-0	0-0-0		0-0-0		NEUTRAL		0-0-0		0-0-0		0-0-0
5-7-0	0-0-0		0-0-0		CONFERENCE		0-1-0		0-2-0		5-4-0
3-3-0	0-0-0		0-0-0		HOME		0-1-0		0-1-0		3-1-0
2-4-0	0-0-0		0-0-0		AWAY		0-0-0		0-1-0		2-3-0
0-0-0	0-0-0		0-0-0		NEUTRAL		0-0-0		0-0-0		0-0-0
RPI S	Opponent	Score	RPI S	Opponent	Score	RPI S	Opponent	Score	RPI S	Opponent	Score
						75 A	DePaul	1 3	124 A	Ball St.	0 1
						80 H	Western Mich.	0 2	125 H	George Washington	0 4
									143 H	Kent St.	1 3
									158 H	Eastern Mich.	2 3
									159 H	Buffalo	1 0
									163 H	Central Mich.	2 0
									169 A	Ohio	0 4
									179 A	Bowling Green	1 0
									184 H	Detroit	2 0
									186 A	Cincinnati	1 2
									195 A	Miami (Ohio)	3 4
									199 H	Akron	2 1
									234 A	IPFW	0 1
									250 A	Valparaiso	2 1
									258 A	Marshall	1 0
									265 A	Northern Ill.	1 2
									284 H	Youngstown St.	7 0
LAST 10 GAMES											
						234 A	IPFW	0 1	80 H	Western Mich.	0 2
						169 A	Ohio	0 4	265 A	Northern Ill.	1 2
						258 A	Marshall	1 0	124 A	Ball St.	0 1
						159 H	Buffalo	1 0	195 A	Miami (Ohio)	3 4
						284 H	Youngstown St.	7 0	179 A	Bowling Green	1 0

Non-Div. I Games:

Toledo



Average RPI Win:	194	WON-LOST RECORD	WINNING PCT. RANK	LAST 10 GAMES	STRENGTH OF SCHEDULE	OPP. STRENGTH OF SCHEDULE	TEAM RPI	ADJ RPI	CONF. RPI	ADJ CONF. RPI	
DIV. I ONLY		4-12-3	.28947 241	2-8-0	136	143	218	.4376 217	12	12	
DIV. I NON-CONF.		2-5-3	.35 212	0-1-0	167	168	214	.4422 215	12	12	
<hr/>											
TOTALS	RPI 1-25	RPI 26-50		W-L RECORDS	RPI 51-100		RPI 101-150		RPI 150+		
4-12-3	0-0-0	0-1-0		OVERALL	1-4-1		0-5-0		3-2-2		
2-6-1	0-0-0	0-1-0		HOME	1-2-0		0-2-0		1-1-1		
2-6-2	0-0-0	0-0-0		AWAY	0-2-1		0-3-0		2-1-1		
0-0-0	0-0-0	0-0-0		NEUTRAL	0-0-0		0-0-0		0-0-0		
<hr/>											
2-5-3	0-0-0	0-0-0		NON-CONFERENCE	1-2-1		0-2-0		1-1-2		
2-2-1	0-0-0	0-0-0		HOME	1-1-0		0-1-0		1-0-1		
0-3-2	0-0-0	0-0-		AWAY	0-1-1		0-1-0		0-1-1		
0-0-0	0-0-0	0-0-0		NEUTRAL	0-0-0		0-0-0		0-0-0		
<hr/>											
2-7-0	0-0-0	0-1-0		CONFERENCE	0-2-0		0-3-0		2-1-0		
0-4-0	0-0-0	0-1-0		HOME	0-1-0		0-1-0		0-1-0		
2-3-0	0-0-0	0-0-0		AWAY	0-1-0		0-2-0		2-0-0		
0-0-0	0-0-0	0-0-0		NEUTRAL	0-0-0		0-0-0		0-0-0		
<hr/>											
RPI S	Opponent	Score	RPI S	Opponent	Score	RPI S	Opponent	Score	RPI S	Opponent	Score
			30 H	Cal Poly	0 4	53 H	San Diego	0 3	102 H	UC Irvine	1 2
						54 A	Loyola Marymount	0 2	103 A	UC Riverside	1 2
						62 A	Navy	2 2	111 H	Hawaii	0 2
						73 H	UC Santa Barb.	0 2	117 A	James Madison	0 1
						97 A	Cal St. Fullerton	0 1	149 A	Utah St.	0 3
						100 H	Gonzaga	2 0	154 H	Long Beach St.	1 2
									204 H	Long Island	3 0
									225 A	Pacific (Cal.)	2 1
									230 A	San Francisco	0 4
									247 A	Idaho	1 0
									257 A	Sacramento St.	1 1
									274 H	Eastern Wash.	0 0
<hr/>											
LAST 10 GAMES											
			225 A	Pacific (Cal.)	2 1	103 A	UC Riverside	1 2			
			53 H	San Diego	0 3	154 H	Long Beach St.	1 2			
			73 H	UC Santa Barb.	0 2	102 H	UC Irvine	1 2			
			30 H	Cal Poly	0 4	149 A	Utah St.	0 3			
			97 A	Cal St. Fullerton	0 1	247 A	Idaho	1 0			

**Non-Div. I Games:**

Cal St. Northridge

Average RPI Win: 254		WON-LOST	WINNING	LAST 10	STRENGTH OF		OPP. STRENGTH	TEAM	ADJ	CONF.	ADJ CONF.
Average RPI Loss: 144		RECORD	PCT. RANK	GAMES	SCHEDULE		OF SCHEDULE	RPI	RPI	RPI	RPI
DIV. I ONLY		9-9-1	.5	141	6-4-0		264	255	217	.43537	218
DIV. I NON-CONF.		3-5-1	.38889	198	0-1-0		177	121	199	.45392	197
TOTALS		RPI 1-25	RPI 26-50		W-L RECORDS		RPI 51-100		RPI 101-150		RPI 150+
9-9-1	0-1-0	0-0-0		OVERALL		0-2-0		0-2-1		9-4-0	
7-2-0	0-0-0	0-0-0		HOME		0-0-0		0-2-0		7-0-0	
2-6-1	0-1-0	0-0-0		AWAY		0-2-0		0-0-1		2-3-0	
0-1-0	0-0-0	0-0-0		NEUTRAL		0-0-0		0-0-0		0-1-0	
3-5-1	0-1-0	0-0-0		NON-CONFERENCE		0-2-0		0-1-1		3-1-0	
3-1-0	0-0-0	0-0-0		HOME		0-0-0		0-1-0		3-0-0	
0-4-1	0-1-0	0-0-		AWAY		0-2-0		0-0-1		0-1-0	
0-0-0	0-0-0	0-0-0		NEUTRAL		0-0-0		0-0-0		0-0-0	
6-4-0	0-0-0	0-0-0		CONFERENCE		0-0-0		0-1-0		6-3-0	
4-1-0	0-0-0	0-0-0		HOME		0-0-0		0-1-0		4-0-0	
2-2-0	0-0-0	0-0-0		AWAY		0-0-0		0-0-0		2-2-0	
0-1-0	0-0-0	0-0-0		NEUTRAL		0-0-0		0-0-0		0-1-0	
RPI S	Opponent	Score		RPI S	Opponent	Score		RPI S	Opponent	Score	
21 A	Boston College	1	5					59 A	Yale	0	3
								66 A	Boston U.	1	3
								115 H	Loyola (Md.)	1	2
								138 A	Colorado Col.	1	1
								139 H	Colgate	0	1
								160 A	Air Force	1	2
								208 H	Rider	3	2
								213 H	Stony Brook	1	0
								222 H	Siena	3	0
								233 A	Niagara	1	2
								233 N	Niagara	0	1
								260 H	Holy Cross	3	0
								261 H	Marist	2	0
								264 H	Wagner	7	0
								270 A	Manhattan	0	2
								283 H	Iona	4	2
								287 A	Canisius	2	1
								291 A	St. Peter's	4	0
LAST 10 GAMES											
233 N	Niagara	0	1	233 A	Niagara	1	2				
283 H	Iona	4	2	287 A	Canisius	2	1				
59 A	Yale	0	3	208 H	Rider	3	2				
261 H	Marist	2	0	115 H	Loyola (Md.)	1	2				
222 H	Siena	3	0	291 A	St. Peter's	4	0				

Non-Div. I Games:

Fairfield

Average RPI Win: 242		WON-LOST	WINNING	LAST 10	STRENGTH OF		OPP. STRENGTH	TEAM	ADJ	CONF.	ADJ CONF.
Average RPI Loss: 113		RECORD	PCT. RANK	GAMES	SCHEDULE		OF SCHEDULE	RPI	RPI	RPI	RPI
DIV. I ONLY		5-14-1	.275	249	1-8-1		118	173	219	.43427	219
DIV. I NON-CONF.		4-5-0	.44444	169	0-0-0		100	197	138	.49668	135
TOTALS		RPI 1-25	RPI 26-50		W-L RECORDS		RPI 51-100		RPI 101-150		RPI 150+
5-14-1	0-0-0	0-3-0		OVERALL		0-5-0		0-3-0		5-3-1	
3-3-1	0-0-0	0-1-0		HOME		0-1-0		0-0-0		3-1-1	
0-9-0	0-0-0	0-2-0		AWAY		0-2-0		0-3-0		0-2-0	
2-2-0	0-0-0	0-0-0		NEUTRAL		0-2-0		0-0-0		2-0-0	
4-5-0	0-0-0	0-1-0		NON-CONFERENCE		0-4-0		0-0-0		4-0-0	
2-0-0	0-0-0	0-0-0		HOME		0-0-0		0-0-0		2-0-0	
0-3-0	0-0-0	0-0-		AWAY		0-2-0		0-0-0		0-0-0	
2-2-0	0-0-0	0-0-0		NEUTRAL		0-2-0		0-0-0		2-0-0	
1-9-1	0-0-0	0-2-0		CONFERENCE		0-1-0		0-3-0		1-3-1	
1-3-1	0-0-0	0-1-0		HOME		0-1-0		0-0-0		1-1-1	
0-6-0	0-0-0	0-1-0		AWAY		0-0-0		0-3-0		0-2-0	
0-0-0	0-0-0	0-0-0		NEUTRAL		0-0-0		0-0-0		0-0-0	
RPI S	Opponent	Score	RPI S	Opponent	Score	RPI S	Opponent	Score	RPI S	Opponent	Score
			35 A	Georgia	0 3	64 A	UAB	1 2	135 A	Appalachian St.	0 1
			36 A	UNC Greensboro	0 5	72 N	South Carolina	1 3	141 A	East Tenn. St.	2 3
			43 H	Furman	1 2	88 A	Georgia St.	0 4	145 A	Col. of Charleston	0 1
						95 H	Chattanooga	0 2	183 H	Wofford	1 1
						98 N	Samford	0 1	188 A	Davidson	0 1
									200 H	Western Caro.	0 1
									210 N	Tennessee Tech	1 0
									212 N	Northwestern St.	2 0
									239 A	Elon	1 2
									243 H	Mercer	2 1
									271 H	Charleston So.	4 0
									275 H	Citadel	4 0
LAST 10 GAMES											
			239 A	Elon	1 2	275 H	Citadel	4 0			
			36 A	UNC Greensboro	0 5	188 A	Davidson	0 1			
			200 H	Western Caro.	0 1	183 H	Wofford	1 1			
			145 A	Col. of Charleston	0 1	141 A	East Tenn. St.	2 3			
			95 H	Chattanooga	0 2	135 A	Appalachian St.	0 1			

Non-Div. I Games:

Ga. Southern

Average RPI Win:	251	WON-LOST	WINNING	LAST 10	STRENGTH OF	OPP. STRENGTH	TEAM	ADJ	CONF.	ADJ CONF.	
Average RPI Loss:	136	RECORD	PCT. RANK	GAMES	SCHEDULE	OF SCHEDULE	RPI	RPI	RPI	RPI	
DIV. I ONLY	7-12-0	.36842	220	3-7-0	196	239	221	.43004	220	15	15
DIV. I NON-CONF.	5-5-0	.5	133	1-0-0	220	277	207	.445	209	14	14
<hr/>											
TOTALS	RPI 1-25	RPI 26-50		W-L RECORDS	RPI 51-100		RPI 101-150		RPI 150+		
7-12-0	0-0-0	0-1-0		OVERALL	0-3-0		0-3-0		7-5-0		
2-5-0	0-0-0	0-0-0		HOME	0-0-0		0-2-0		2-3-0		
5-6-0	0-0-0	0-1-0		AWAY	0-2-0		0-1-0		5-2-0		
0-1-0	0-0-0	0-0-0		NEUTRAL	0-1-0		0-0-0		0-0-0		
<hr/>											
5-5-0	0-0-0	0-0-0		NON-CONFERENCE	0-1-0		0-1-0		5-3-0		
1-3-0	0-0-0	0-0-0		HOME	0-0-0		0-0-0		1-3-0		
4-2-0	0-0-0	0-0-		AWAY	0-1-0		0-1-0		4-0-0		
0-0-0	0-0-0	0-0-0		NEUTRAL	0-0-0		0-0-0		0-0-0		
<hr/>											
2-7-0	0-0-0	0-1-0		CONFERENCE	0-2-0		0-2-0		2-2-0		
1-2-0	0-0-0	0-0-0		HOME	0-0-0		0-2-0		1-0-0		
1-4-0	0-0-0	0-1-0		AWAY	0-1-0		0-0-0		1-2-0		
0-1-0	0-0-0	0-0-0		NEUTRAL	0-1-0		0-0-0		0-0-0		
<hr/>											
RPI S	Opponent	Score	RPI S	Opponent	Score	RPI S	Opponent	Score	RPI S	Opponent	Score
			32 A	Denver	0 2	67 A	St. Louis	0 6	105 A	Alabama	0 2
						77 A	North Texas	1 6	109 H	Western Ky.	0 4
						77 N	North Texas	1 10	113 H	Middle Tenn.	0 4
									177 H	Tenn.-Martin	0 1
									185 A	South Ala.	0 1
									205 H	Centenary (La.)	0 3
									214 A	La.-Monroe	2 1
									228 H	Murray St.	2 1
									232 A	La.-Lafayette	3 2
									240 A	Ark.-Little Rock	1 3
									241 H	Drury	2 3
									251 H	Florida Int'l	2 1
									263 A	Alabama A&M	2 0
									282 A	Mississippi Val.	4 1
									286 A	Jackson St.	10 3
<hr/>											
LAST 10 GAMES											
			77 N	North Texas	1 10	232 A	La.-Lafayette	3 2			
			240 A	Ark.-Little Rock	1 3	113 H	Middle Tenn.	0 4			
			251 H	Florida Int'l	2 1	109 H	Western Ky.	0 4			
			282 A	Mississippi Val.	4 1	32 A	Denver	0 2			
			185 A	South Ala.	0 1	77 A	North Texas	1 6			

Non-Div. I Games:

Arkansas St.

Average RPI Win: 188		WON-LOST	WINNING	LAST 10	STRENGTH OF	OPP. STRENGTH	TEAM	ADJ	CONF.	ADJ CONF.					
Average RPI Loss: 130		RECORD	PCT. RANK	GAMES	SCHEDULE	OF SCHEDULE	RPI	RPI	RPI	RPI					
DIV. I ONLY		5-12-1	.30556	238	2-8-0	169	155	222	.42955	221	21	21			
DIV. I NON-CONF.		3-6-1	.35	212	0-2-0	126	132	185	.46131	187	17	19			
<hr/>															
TOTALS		RPI 1-25		RPI 26-50		W-L RECORDS		RPI 51-100		RPI 101-150		RPI 150+			
5-12-1		0-0-0		0-1-0		OVERALL		1-3-0		1-4-0		3-4-1			
4-3-0		0-0-0		0-0-0		HOME		1-1-0		1-1-0		2-1-0			
1-8-1		0-0-0		0-1-0		AWAY		0-1-0		0-3-0		1-3-0			
0-1-1		0-0-0		0-0-0		NEUTRAL		0-1-0		0-0-0		0-0-1			
3-6-1		0-0-0		0-1-0		NON-CONFERENCE		1-2-0		1-2-0		1-1-1			
3-0-0		0-0-0		0-0-0		HOME		1-0-0		1-0-0		1-0-0			
0-5-0		0-0-0		0-0-		AWAY		0-1-0		0-2-0		0-1-0			
0-1-1		0-0-0		0-0-0		NEUTRAL		0-1-0		0-0-0		0-0-1			
2-6-0		0-0-0		0-0-0		CONFERENCE		0-1-0		0-2-0		2-3-0			
1-3-0		0-0-0		0-0-0		HOME		0-1-0		0-1-0		1-1-0			
1-3-0		0-0-0		0-0-0		AWAY		0-0-0		0-1-0		1-2-0			
0-0-0		0-0-0		0-0-0		NEUTRAL		0-0-0		0-0-0		0-0-0			
RPI	S	Opponent	Score	RPI	S	Opponent	Score	RPI	S	Opponent	Score				
				40	A	Oklahoma St.	1 4	56	A	Oklahoma	0 2	111	H	Hawaii	0 3
								57	H	Southern Methodist	2 3	114	A	Rice	0 1
								68	N	William & Mary	1 3	116	H	Arkansas	2 1
								90	H	Stephen F. Austin	5 0	122	A	Southwest Mo. St.	1 2
												147	A	Oral Roberts	1 2
												165	A	Fresno St.	0 4
												168	A	UTEP	1 4
												191	N	Old Dominion	1 1
												240	H	Ark.-Little Rock	1 0
												241	A	Drury	1 2
												242	H	Boise St.	1 0
												254	A	San Jose St.	1 0
												266	H	Nevada	1 2
<hr/>															
LAST 10 GAMES															
				147	A	Oral Roberts	1 2	57	H	Southern Methodist	2 3				
				254	A	San Jose St.	1 0	168	A	UTEP	1 4				
				165	A	Fresno St.	0 4	114	A	Rice	0 1				
				266	H	Nevada	1 2	111	H	Hawaii	0 3				
				242	H	Boise St.	1 0	122	A	Southwest Mo. St.	1 2				

Non-Div. I Games:

Tulsa

Average RPI Win:	271	WON-LOST RECORD	WINNING PCT. RANK	LAST 10 GAMES	STRENGTH OF SCHEDULE	OPP. STRENGTH OF SCHEDULE	TEAM RPI	ADJ RPI	CONF. RPI	ADJ CONF. RPI	
Average RPI Loss:	137										
DIV. I ONLY	9-7-1	.55882	105	6-3-1	284	256	224	.4291	222	29	29
DIV. I NON-CONF.	4-4-0	.5	133	1-0-0	272	147	220	.43957	219	30	30
<hr/>											
TOTALS	RPI 1-25	RPI 26-50		W-L RECORDS	RPI 51-100		RPI 101-150		RPI 150+		
9-7-1	0-0-0	0-1-0		OVERALL	0-2-0		0-1-0		9-3-1		
5-2-1	0-0-0	0-1-0		HOME	0-1-0		0-0-0		5-0-1		
3-4-0	0-0-0	0-0-0		AWAY	0-0-0		0-1-0		3-3-0		
1-1-0	0-0-0	0-0-0		NEUTRAL	0-1-0		0-0-0		1-0-0		
<hr/>											
4-4-0	0-0-0	0-1-0		NON-CONFERENCE	0-2-0		0-0-0		4-1-0		
1-2-0	0-0-0	0-1-0		HOME	0-1-0		0-0-0		1-0-0		
2-1-0	0-0-0	0-0-		AWAY	0-0-0		0-0-0		2-1-0		
1-1-0	0-0-0	0-0-0		NEUTRAL	0-1-0		0-0-0		1-0-0		
<hr/>											
5-3-1	0-0-0	0-0-0		CONFERENCE	0-0-0		0-1-0		5-2-1		
4-0-1	0-0-0	0-0-0		HOME	0-0-0		0-0-0		4-0-1		
1-3-0	0-0-0	0-0-0		AWAY	0-0-0		0-1-0		1-2-0		
0-0-0	0-0-0	0-0-0		NEUTRAL	0-0-0		0-0-0		0-0-0		
<hr/>											
RPI S	Opponent	Score	RPI S	Opponent	Score	RPI S	Opponent	Score	RPI S	Opponent	Score
			37 H	Central Conn. St.	1 2	71 H	St. John's (N.Y.)	2 3	115 A	Loyola (Md.)	0 2
						99 N	Sacred Heart	0 1	208 A	Rider	0 1
									209 A	Army	0 4
									218 A	Fairfield	0 3
									233 H	Niagara	2 2
									244 N	Lafayette	4 3
									260 H	Holy Cross	2 1
									261 H	Marist	2 0
									262 A	Temple	2 1
									270 H	Manhattan	3 1
									280 A	Albany (N.Y.)	2 0
									283 A	Iona	3 0
									287 H	Canisius	3 0
									291 H	St. Peter's	7 0
			LAST 10 GAMES								
			291 H	St. Peter's	7 0	233 H	Niagara	2 2			
			270 H	Manhattan	3 1	287 H	Canisius	3 0			
			283 A	Iona	3 0	208 A	Rider	0 1			
			218 A	Fairfield	0 3	115 A	Loyola (Md.)	0 2			
			261 H	Marist	2 0	260 H	Holy Cross	2 1			

Non-Div. I Games:

Siena

Average RPI Win:		246	WON-LOST RECORD		WINNING PCT. RANK		LAST 10 GAMES		STRENGTH OF SCHEDULE		OPP. STRENGTH OF SCHEDULE		TEAM RPI		ADJ RPI		CONF. RPI		ADJ CONF. RPI	
DIV. I ONLY			3-13-2		.22222 263		2-8-0		103		183		227		.42829 223		17		16	
DIV. I NON-CONF.			2-7-2		.27273 243		1-3-0		105		174		202		.44858 204		16		16	
TOTALS		RPI 1-25		RPI 26-50		W-L RECORDS		RPI 51-100		RPI 101-150		RPI 150+								
3-13-2		0-2-0		0-1-0		OVERALL		0-1-0		0-5-1		3-4-1								
2-4-2		0-0-0		0-0-0		HOME		0-0-0		0-3-1		2-1-1								
1-8-0		0-2-0		0-0-0		AWAY		0-1-0		0-2-0		1-3-0								
0-1-0		0-0-0		0-1-0		NEUTRAL		0-0-0		0-0-0		0-0-0								
2-7-2		0-2-0		0-1-0		NON-CONFERENCE		0-0-0		0-2-1		2-2-1								
1-3-2		0-0-0		0-0-0		HOME		0-0-0		0-2-1		1-1-1								
1-3-0		0-2-0		0-0-		AWAY		0-0-0		0-0-0		1-1-0								
0-1-0		0-0-0		0-1-0		NEUTRAL		0-0-0		0-0-0		0-0-0								
1-6-0		0-0-0		0-0-0		CONFERENCE		0-1-0		0-3-0		1-2-0								
1-1-0		0-0-0		0-0-0		HOME		0-0-0		0-1-0		1-0-0								
0-5-0		0-0-0		0-0-0		AWAY		0-1-0		0-2-0		0-2-0								
0-0-0		0-0-0		0-0-0		NEUTRAL		0-0-0		0-0-0		0-0-0								
RPI	S	Opponent		Score		RPI	S	Opponent		Score		RPI	S	Opponent		Score				
16	A	Illinois		0	1	33	N	Purdue		0	8	93	A	Illinois St.		0	2			
17	A	Kansas		0	2							110	H	Southeast Mo. St.		0	1			
						122	H	Southwest Mo. St.		0	2	127	H	Xavier		0	3			
						128	A	Drake		0	1	133	H	Eastern Ill.		1	1			
						142	A	Creighton		0	4	164	A	Northern Iowa		0	3			
						196	A	Indiana St.		1	2	198	H	Louisville		0	1			
						201	H	Memphis		0	0	228	A	Murray St.		3	0			
						234	A	IPFW		0	5	241	H	Drury		2	1			
						268	H	Western Ill.		6	2									
						LAST 10 GAMES														
						234	A	IPFW		0	5	164	A	Northern Iowa		0	3			
						122	H	Southwest Mo. St.		0	2	93	A	Illinois St.		0	2			
						241	H	Drury		2	1	198	H	Louisville		0	1			
						128	A	Drake		0	1	228	A	Murray St.		3	0			
						142	A	Creighton		0	4	127	H	Xavier		0	3			

**Non-Div. I Games:**

Evansville

Average RPI Win:	250	WON-LOST	WINNING	LAST 10	STRENGTH OF	OPP. STRENGTH	TEAM	ADJ	CONF.	ADJ CONF.	
Average RPI Loss:	126	RECORD	PCT. RANK	GAMES	SCHEDULE	OF SCHEDULE	RPI	RPI	RPI	RPI	
DIV. I ONLY	5-10-2	.35294	228	4-4-2	198	201	223	.42829	223	23	23
DIV. I NON-CONF.	1-7-0	.125	273	1-1-0	218	146	275	.3659	275	25	24
<hr/>											
TOTALS	RPI 1-25	RPI 26-50		W-L RECORDS	RPI 51-100		RPI 101-150		RPI 150+		
5-10-2	0-1-0	0-1-0		OVERALL	0-3-0		0-1-0		5-4-2		
5-3-0	0-0-0	0-0-0		HOME	0-1-0		0-0-0		5-2-0		
0-7-2	0-1-0	0-1-0		AWAY	0-2-0		0-1-0		0-2-2		
0-0-0	0-0-0	0-0-0		NEUTRAL	0-0-0		0-0-0		0-0-0		
<hr/>											
1-7-0	0-1-0	0-0-0		NON-CONFERENCE	0-2-0		0-1-0		1-3-0		
1-2-0	0-0-0	0-0-0		HOME	0-0-0		0-0-0		1-2-0		
0-5-0	0-1-0	0-0-		AWAY	0-2-0		0-1-0		0-1-0		
0-0-0	0-0-0	0-0-0		NEUTRAL	0-0-0		0-0-0		0-0-0		
<hr/>											
4-3-2	0-0-0	0-1-0		CONFERENCE	0-1-0		0-0-0		4-1-2		
4-1-0	0-0-0	0-0-0		HOME	0-1-0		0-0-0		4-0-0		
0-2-2	0-0-0	0-1-0		AWAY	0-0-0		0-0-0		0-1-2		
0-0-0	0-0-0	0-0-0		NEUTRAL	0-0-0		0-0-0		0-0-0		
<hr/>											
RPI S	Opponent	Score		RPI S	Opponent	Score		RPI S	Opponent	Score	
21 A	Boston College	0	4	37 A	Central Conn. St.	1	3	51 A	Hofstra	1	6
								59 A	Yale	0	3
								99 H	Sacred Heart	0	1

Non-Div. I Games:

Quinnipiac



Average RPI Win:	184	WON-LOST RECORD	WINNING PCT. RANK	LAST 10 GAMES	STRENGTH OF SCHEDULE	OPP. STRENGTH OF SCHEDULE	TEAM RPI	ADJ RPI	CONF. RPI	ADJ CONF. RPI
DIV. I ONLY		4-12-2	.27778 246	3-6-1	153	122	220	.42737 225	12	12
DIV. I NON-CONF.		1-7-1	.16667 265	0-1-0	214	107	268	.38219 268	12	12
<hr/>										
TOTALS	RPI 1-25	RPI 26-50		W-L RECORDS		RPI 51-100		RPI 101-150		RPI 150+
4-12-2	0-2-0	0-1-0		OVERALL		0-3-0		1-2-1		3-4-1
1-5-2	0-0-0	0-1-0		HOME		0-2-0		0-1-1		1-1-1
3-7-0	0-2-0	0-0-0		AWAY		0-1-0		1-1-0		2-3-0
0-0-0	0-0-0	0-0-0		NEUTRAL		0-0-0		0-0-0		0-0-0
1-7-1	0-2-0	0-0-0		NON-CONFERENCE		0-1-0		0-1-0		1-3-1
0-2-1	0-0-0	0-0-0		HOME		0-1-0		0-1-0		0-0-1
1-5-0	0-2-0	0-0-		AWAY		0-0-0		0-0-0		1-3-0
0-0-0	0-0-0	0-0-0		NEUTRAL		0-0-0		0-0-0		0-0-0
3-5-1	0-0-0	0-1-0		CONFERENCE		0-2-0		1-1-1		2-1-0
1-3-1	0-0-0	0-1-0		HOME		0-1-0		0-0-1		1-1-0
2-2-0	0-0-0	0-0-0		AWAY		0-1-0		1-1-0		1-0-0
0-0-0	0-0-0	0-0-0		NEUTRAL		0-0-0		0-0-0		0-0-0
<hr/>										
RPI S	Opponent	Score		RPI S	Opponent	Score		RPI S	Opponent	Score
10 A	Santa Clara	1	6	30 H	Cal Poly	0	2	62 H	Navy	0 1
14 A	Portland	0	1					73 H	UC Santa Barb.	0 2
								97 A	Cal St. Fullerton	0 1
								102 H	UC Irvine	1 1
								103 A	UC Riverside	3 0
								131 H	Oregon	1 2
								149 A	Utah St.	1 2
								154 H	Long Beach St.	2 1
								165 H	Fresno St.	2 2
								194 A	Portland St.	1 3
								217 H	Cal St. Northridge	1 2
								230 A	San Francisco	1 0
								247 A	Idaho	2 1
								254 A	San Jose St.	1 2
								266 A	Nevada	1 2
<hr/>										
LAST 10 GAMES										
217 H Cal St. Northridge				1	2	102 H UC Irvine				1 1
30 H Cal Poly				0	2	154 H Long Beach St.				2 1
73 H UC Santa Barb.				0	2	149 A Utah St.				1 2
103 A UC Riverside				3	0	247 A Idaho				2 1
97 A Cal St. Fullerton				0	1	14 A Portland				0 1

**Non-Div. I Games:**

Pacific (Cal.)

Average RPI Win: 239		WON-LOST	WINNING	LAST 10	STRENGTH OF		OPP. STRENGTH	TEAM	ADJ	CONF.	ADJ CONF.
Average RPI Loss: 134		RECORD	PCT. RANK	GAMES	SCHEDULE		OF SCHEDULE	RPI	RPI	RPI	RPI
DIV. I ONLY		6-10-3	.39474	208	4-5-1		250	215	229	.42289	226
DIV. I NON-CONF.		2-8-2	.25	245	0-3-0		193	180	252	.40404	251
TOTALS		RPI 1-25	RPI 26-50		W-L RECORDS		RPI 51-100		RPI 101-150		RPI 150+
6-10-3	0-1-0	0-1-0		OVERALL		0-0-0		0-4-1		6-4-2	
4-2-1	0-0-0	0-0-0		HOME		0-0-0		0-1-0		4-1-1	
2-6-2	0-1-0	0-1-0		AWAY		0-0-0		0-2-0		2-2-1	
0-2-1	0-0-0	0-0-0		NEUTRAL		0-0-0		0-1-1		0-1-0	
2-8-2	0-1-0	0-1-0		NON-CONFERENCE		0-0-0		0-4-1		2-2-1	
1-1-1	0-0-0	0-0-0		HOME		0-0-0		0-1-0		1-0-1	
1-5-0	0-1-0	0-0-		AWAY		0-0-0		0-2-0		1-1-0	
0-2-1	0-0-0	0-0-0		NEUTRAL		0-0-0		0-1-1		0-1-0	
4-2-1	0-0-0	0-0-0		CONFERENCE		0-0-0		0-0-0		4-2-1	
3-1-0	0-0-0	0-0-0		HOME		0-0-0		0-0-0		3-1-0	
1-1-1	0-0-0	0-0-0		AWAY		0-0-0		0-0-0		1-1-1	
0-0-0	0-0-0	0-0-0		NEUTRAL		0-0-0		0-0-0		0-0-0	
RPI S	Opponent	Score		RPI S	Opponent	Score		RPI S	Opponent	Score	
24 A	Utah	0 3		48 A	Brigham Young	1 2		122 N	Iowa St.	0 1	
								131 A	Oregon	2 3	
								143 N	Kent St.	1 1	
								146 A	Oregon St.	0 4	
								149 H	Utah St.	1 2	
								154 A	Long Beach St.	0 1	
								176 N	San Diego St.	0 1	
								178 A	Idaho St.	2 0	
								192 H	Wis.-Green Bay	3 3	
								193 H	Montana	0 1	
								193 H	Montana	2 0	
								194 A	Portland St.	0 1	
								236 H	Northern Ariz.	1 0	
								257 A	Sacramento St.	0 0	
								266 H	Nevada	1 0	
								274 H	Eastern Wash.	3 0	
								285 A	Southern Utah	1 0	
				LAST 10 GAMES							
				193 H	Montana	0 1	274 H	Eastern Wash.	3 0		
				236 H	Northern Ariz.	1 0	178 A	Idaho St.	2 0		
				194 A	Portland St.	0 1	131 A	Oregon	2 3		
				257 A	Sacramento St.	0 0	146 A	Oregon St.	0 4		
				193 H	Montana	2 0	48 A	Brigham Young	1 2		

Non-Div. I Games:

Weber St.

Average RPI Win:	231	WON-LOST	WINNING	LAST 10	STRENGTH OF	OPP. STRENGTH	TEAM	ADJ	CONF.	ADJ CONF.	
Average RPI Loss:	153	RECORD	PCT. RANK	GAMES	SCHEDULE	OF SCHEDULE	RPI	RPI	RPI	RPI	
DIV. I ONLY	8-10-1	.44737	180	6-4-0	268	212	234	.42276	227	25	24
DIV. I NON-CONF.	5-6-1	.45833	158	3-1-0	269	204	231	.4248	230	22	22
<hr/>											
TOTALS	RPI 1-25	RPI 26-50		W-L RECORDS		RPI 51-100		RPI 101-150		RPI 150+	
8-10-1	0-0-0	0-1-0		OVERALL		0-0-0		0-3-0		8-6-1	
3-5-0	0-0-0	0-1-0		HOME		0-0-0		0-1-0		3-3-0	
4-3-1	0-0-0	0-0-0		AWAY		0-0-0		0-1-0		4-2-1	
1-2-0	0-0-0	0-0-0		NEUTRAL		0-0-0		0-1-0		1-1-0	
5-6-1	0-0-0	0-1-0		NON-CONFERENCE		0-0-0		0-2-0		5-3-1	
2-4-0	0-0-0	0-1-0		HOME		0-0-0		0-1-0		2-2-0	
2-1-1	0-0-0	0-0-		AWAY		0-0-0		0-0-0		2-1-1	
1-1-0	0-0-0	0-0-0		NEUTRAL		0-0-0		0-1-0		1-0-0	
3-4-0	0-0-0	0-0-0		CONFERENCE		0-0-0		0-1-0		3-3-0	
1-1-0	0-0-0	0-0-0		HOME		0-0-0		0-0-0		1-1-0	
2-2-0	0-0-0	0-0-0		AWAY		0-0-0		0-1-0		2-1-0	
0-1-0	0-0-0	0-0-0		NEUTRAL		0-0-0		0-0-0		0-1-0	
RPI	S	Opponent	Score	RPI	S	Opponent	Score	RPI	S	Opponent	Score
				47	H	Ohio St.	0 4				
								106	N	Campbell	0 1
								119	A	Wis.-Milwaukee	2 3
								124	H	Ball St.	0 1
								169	A	Ohio	3 2
								179	A	Bowling Green	0 3
								180	H	Loyola (Ill.)	2 1
								184	A	Detroit	2 1
								184	N	Detroit	1 2
								189	H	Butler	1 2
								192	A	Wis.-Green Bay	0 1
								195	H	Miami (Ohio)	1 2
								198	H	Louisville	0 1
								234	H	IPFW	3 0
								239	N	Elon	1 0
								258	A	Marshall	0 0
								278	A	Morehead St.	2 1
								279	H	IUPUI	2 0
								284	A	Youngstown St.	3 1
				LAST 10 GAMES							
				184	N	Detroit	1 2	180	H	Loyola (Ill.)	2 1
				124	H	Ball St.	0 1	279	H	IUPUI	2 0
				234	H	IPFW	3 0	184	A	Detroit	2 1
				284	A	Youngstown St.	3 1	169	A	Ohio	3 2
				189	H	Butler	1 2	119	A	Wis.-Milwaukee	2 3

Non-Div. I Games:

Wright St.

Average RPI Win: 219		WON-LOST	WINNING	LAST 10	STRENGTH OF		OPP. STRENGTH	TEAM	ADJ	CONF.	ADJ CONF.
Average RPI Loss: 155		RECORD	PCT. RANK	GAMES	SCHEDULE		OF SCHEDULE	RPI	RPI	RPI	RPI
DIV. I ONLY		6-10-3	.39474	208	239		224	225	.42253	228	22
DIV. I NON-CONF.		3-5-3	.40909	188	243		208	234	.42025	236	23
TOTALS		RPI 1-25	RPI 26-50		W-L RECORDS		RPI 51-100		RPI 101-150		RPI 150+
6-10-3	0-0-0	0-1-0		OVERALL		0-1-1		2-3-0		4-5-2	
4-2-1	0-0-0	0-0-0		HOME		0-0-0		2-1-0		2-1-1	
2-8-2	0-0-0	0-1-0		AWAY		0-1-0		0-2-0		2-4-0	
0-0-2	0-0-0	0-0-0		NEUTRAL		0-0-1		0-0-0		0-0-1	
3-5-3	0-0-0	0-1-0		NON-CONFERENCE		0-0-1		1-1-0		2-3-2	
2-1-1	0-0-0	0-0-0		HOME		0-0-0		1-0-0		1-1-1	
1-4-0	0-0-0	0-0-		AWAY		0-0-0		0-1-0		1-2-0	
0-0-2	0-0-0	0-0-0		NEUTRAL		0-0-1		0-0-0		0-0-1	
3-5-0	0-0-0	0-0-0		CONFERENCE		0-1-0		1-2-0		2-2-0	
2-1-0	0-0-0	0-0-0		HOME		0-0-0		1-1-0		1-0-0	
1-4-0	0-0-0	0-0-0		AWAY		0-1-0		0-1-0		1-2-0	
0-0-0	0-0-0	0-0-0		NEUTRAL		0-0-0		0-0-0		0-0-0	
RPI S	Opponent	Score	RPI S	Opponent	Score	RPI S	Opponent	Score	RPI S	Opponent	Score
			28 A	Nebraska	0 2	92 N	Southeastern La.	2 2	109 A	Western Ky.	1 4
						98 A	Samford	3 4	110 H	Southeast Mo. St.	1 0
									122 H	Southwest Mo. St.	2 1
									133 H	Eastern Ill.	1 4
									150 A	Jacksonville St.	0 2
									177 A	Tenn.-Martin	2 4
									198 A	Louisville	0 3
									210 A	Tennessee Tech	1 5
									220 A	Arkansas St.	1 2
									223 H	Evansville	0 3
									234 H	IPFW	1 1
									240 N	Ark.-Little Rock	3 3
									259 A	Austin Peay	3 2
									268 A	Western Ill.	4 0
									278 H	Morehead St.	2 1
									279 H	IUPUI	2 0
LAST 10 GAMES											
			278 H	Morehead St.	2 1	177 A	Tenn.-Martin	2 4			
			259 A	Austin Peay	3 2	198 A	Louisville	0 3			
			210 A	Tennessee Tech	1 5	98 A	Samford	3 4			
			110 H	Southeast Mo. St.	1 0	150 A	Jacksonville St.	0 2			
			133 H	Eastern Ill.	1 4	223 H	Evansville	0 3			

Non-Div. I Games:

Murray St.

Average RPI Win:	272	WON-LOST RECORD	WINNING PCT. RANK	LAST 10 GAMES	STRENGTH OF SCHEDULE	OPP. STRENGTH OF SCHEDULE	TEAM RPI	ADJ RPI	CONF. RPI	ADJ CONF. RPI	
Average RPI Loss:	136										
DIV. I ONLY	6-9-2	.41176	202	3-5-2	253	271	237	.42133	229	23	23
DIV. I NON-CONF.	4-4-0	.5	133	1-0-0	268	281	236	.42542	229	25	24
<hr/>											
TOTALS	RPI 1-25	RPI 26-50		W-L RECORDS	RPI 51-100		RPI 101-150		RPI 150+		
6-9-2	0-0-0	0-1-0		OVERALL	0-2-0		0-1-0		6-5-2		
3-4-2	0-0-0	0-1-0		HOME	0-0-0		0-1-0		3-2-2		
2-5-0	0-0-0	0-0-0		AWAY	0-2-0		0-0-0		2-3-0		
1-0-0	0-0-0	0-0-0		NEUTRAL	0-0-0		0-0-0		1-0-0		
<hr/>											
4-4-0	0-0-0	0-0-0		NON-CONFERENCE	0-1-0		0-1-0		4-2-0		
2-2-0	0-0-0	0-0-0		HOME	0-0-0		0-1-0		2-1-0		
1-2-0	0-0-0	0-0-		AWAY	0-1-0		0-0-0		1-1-0		
1-0-0	0-0-0	0-0-0		NEUTRAL	0-0-0		0-0-0		1-0-0		
<hr/>											
2-5-2	0-0-0	0-1-0		CONFERENCE	0-1-0		0-0-0		2-3-2		
1-2-2	0-0-0	0-1-0		HOME	0-0-0		0-0-0		1-1-2		
1-3-0	0-0-0	0-0-0		AWAY	0-1-0		0-0-0		1-2-0		
0-0-0	0-0-0	0-0-0		NEUTRAL	0-0-0		0-0-0		0-0-0		
<hr/>											
RPI S	Opponent	Score	RPI S	Opponent	Score	RPI S	Opponent	Score	RPI S	Opponent	Score
			37 H	Central Conn. St.	2 5	62 A	Navy	0 1	134 H	American	0 1
						99 A	Sacred Heart	0 2	161 A	Monmouth	0 1
									168 A	UTEP	0 3
									175 H	Towson	0 2
									181 A	Fairleigh Dickinson	0 1
									204 H	Long Island	0 1
									223 H	Quinnipiac	4 4
									231 H	St. Francis (Pa.)	1 1
									244 A	Lafayette	2 1
									264 H	Wagner	4 0
									276 H	Howard	2 1
									277 A	Robert Morris	4 3
									280 N	Grambling	5 1
									293 H	Delaware St.	10 0
<hr/>											
LAST 10 GAMES											
			223 H	Quinnipiac	4 4	276 H	Howard	2 1			
			37 H	Central Conn. St.	2 5	99 A	Sacred Heart	0 2			
			161 A	Monmouth	0 1	204 H	Long Island	0 1			
			231 H	St. Francis (Pa.)	1 1	264 H	Wagner	4 0			
			277 A	Robert Morris	4 3	181 A	Fairleigh Dickinson	0 1			

Non-Div. I Games:

Mt. St. Mary's

Average RPI Win:		185	WON-LOST RECORD		WINNING PCT. RANK		LAST 10 GAMES		STRENGTH OF SCHEDULE		OPP. STRENGTH OF SCHEDULE		TEAM RPI		ADJ RPI		CONF. RPI		ADJ CONF. RPI				
DIV. I ONLY			5-14-0		.26316 253		2-8-0		191		81		236		.42103 230		6		5				
DIV. I NON-CONF.			4-8-0		.33333 217		1-2-0		274		141		262		.38998 262		7		7				
TOTALS		RPI 1-25		RPI 26-50				W-L RECORDS				RPI 51-100				RPI 101-150				RPI 150+			
5-14-0		0-3-0		0-1-0				OVERALL				1-4-0				1-2-0				3-4-0			
2-6-0		0-2-0		0-0-0				HOME				0-2-0				0-0-0				2-2-0			
1-8-0		0-1-0		0-1-0				AWAY				1-2-0				0-2-0				0-2-0			
2-0-0		0-0-0		0-0-0				NEUTRAL				0-0-0				1-0-0				1-0-0			
4-8-0		0-0-0		0-1-0				NON-CONFERENCE				0-1-0				1-2-0				3-4-0			
2-2-0		0-0-0		0-0-0				HOME				0-0-0				0-0-0				2-2-0			
0-6-0		0-0-0		0-0-				AWAY				0-1-0				0-2-0				0-2-0			
2-0-0		0-0-0		0-0-0				NEUTRAL				0-0-0				1-0-0				1-0-0			
1-6-0		0-3-0		0-0-0				CONFERENCE				1-3-0				0-0-0				0-0-0			
0-4-0		0-2-0		0-0-0				HOME				0-2-0				0-0-0				0-0-0			
1-2-0		0-1-0		0-0-0				AWAY				1-1-0				0-0-0				0-0-0			
0-0-0		0-0-0		0-0-0				NEUTRAL				0-0-0				0-0-0				0-0-0			
RPI	S	Opponent		Score		RPI	S	Opponent		Score		RPI	S	Opponent		Score		RPI	S	Opponent		Score	
10	H	Santa Clara		1	2	39	A	Arizona St.		0	3	53	H	San Diego		0	2	114	N	Rice		1	0
14	A	Portland		0	8							54	A	Loyola Marymount		0	4	131	A	Oregon		1	2
25	H	Pepperdine		0	1							58	A	Stanford		1	6	146	A	Oregon St.		1	3
												87	H	St. Mary's (Cal.)		0	1	173	A	Arizona		1	3
												100	A	Gonzaga		2	1	176	H	San Diego St.		0	1
																		217	H	Cal St. Northridge		4	0
																		225	H	Pacific (Cal.)		0	1
																		242	N	Boise St.		6	0
																		254	H	San Jose St.		8	0
																		257	A	Sacramento St.		2	4
LAST 10 GAMES																							
25	H	Pepperdine		0	1	100	A	Gonzaga		2	1												
54	A	Loyola Marymount		0	4	87	H	St. Mary's (Cal.)		0	1												
53	H	San Diego		0	2	176	H	San Diego St.		0	1												
10	H	Santa Clara		1	2	257	A	Sacramento St.		2	4												
14	A	Portland		0	8	217	H	Cal St. Northridge		4	0												

Non-Div. I Games:

San Francisco

Average RPI Win:	226	WON-LOST RECORD	WINNING PCT. RANK	LAST 10 GAMES	STRENGTH OF SCHEDULE	OPP. STRENGTH OF SCHEDULE	TEAM RPI	ADJ RPI	CONF. RPI	ADJ CONF. RPI	
Average RPI Loss:	158										
DIV. I ONLY	5-10-3	.36111	224	2-6-2	214	242	228	.42091	231	23	23
DIV. I NON-CONF.	4-5-0	.44444	169	1-3-0	212	233	211	.44358	213	25	24
<hr/>											
TOTALS	RPI 1-25	RPI 26-50		W-L RECORDS	RPI 51-100		RPI 101-150		RPI 150+		
5-10-3	0-0-0	0-1-0		OVERALL	0-3-0		0-0-0		5-6-3		
4-4-2	0-0-0	0-0-0		HOME	0-3-0		0-0-0		4-1-2		
1-6-1	0-0-0	0-1-0		AWAY	0-0-0		0-0-0		1-5-1		
0-0-0	0-0-0	0-0-0		NEUTRAL	0-0-0		0-0-0		0-0-0		
<hr/>											
4-5-0	0-0-0	0-0-0		NON-CONFERENCE	0-2-0		0-0-0		4-3-0		
4-2-0	0-0-0	0-0-0		HOME	0-2-0		0-0-0		4-0-0		
0-3-0	0-0-0	0-0-		AWAY	0-0-0		0-0-0		0-3-0		
0-0-0	0-0-0	0-0-0		NEUTRAL	0-0-0		0-0-0		0-0-0		
<hr/>											
1-5-3	0-0-0	0-1-0		CONFERENCE	0-1-0		0-0-0		1-3-3		
0-2-2	0-0-0	0-0-0		HOME	0-1-0		0-0-0		0-1-2		
1-3-1	0-0-0	0-1-0		AWAY	0-0-0		0-0-0		1-2-1		
0-0-0	0-0-0	0-0-0		NEUTRAL	0-0-0		0-0-0		0-0-0		
<hr/>											
RPI S	Opponent	Score	RPI S	Opponent	Score	RPI S	Opponent	Score	RPI S	Opponent	Score
			37 A	Central Conn. St.	2 5	78 H	Va. Commonwealth	1 3	161 H	Monmouth	2 2
						94 H	Delaware	0 1	162 H	Pittsburgh	1 0
						99 H	Sacred Heart	1 2	181 H	Fairleigh Dickinson	1 2
									199 A	Akron	1 3
									204 A	Long Island	0 2
									206 H	Bucknell	1 0
									207 A	Lehigh	0 3
									223 A	Quinnipiac	0 1
									229 A	Mt. St. Mary's	1 1
									246 H	Duquesne	2 0
									253 H	St. Bonaventure	2 1
									262 A	Temple	1 2
									264 A	Wagner	1 0
									277 H	Robert Morris	0 0
<hr/>											
LAST 10 GAMES											
			277 H	Robert Morris	0 0	181 H	Fairleigh Dickinson	1 2			
			199 A	Akron	1 3	78 H	Va. Commonwealth	1 3			
			206 H	Bucknell	1 0	204 A	Long Island	0 2			
			229 A	Mt. St. Mary's	1 1	264 A	Wagner	1 0			
			94 H	Delaware	0 1	99 H	Sacred Heart	1 2			

Non-Div. I Games:

St. Francis (Pa.)

Average RPI Win:	246	WON-LOST RECORD	WINNING PCT. RANK	LAST 10 GAMES	STRENGTH OF SCHEDULE	OPP. STRENGTH OF SCHEDULE	TEAM RPI	ADJ RPI	CONF. RPI	ADJ CONF. RPI	
Average RPI Loss:	134										
DIV. I ONLY	6-13-1	.325	235	2-8-0	189	226	231	.42029	232	15	15
DIV. I NON-CONF.	4-6-1	.40909	188	0-2-0	227	258	233	.42113	235	14	14
<hr/>											
TOTALS	RPI 1-25	RPI 26-50		W-L RECORDS	RPI 51-100		RPI 101-150		RPI 150+		
6-13-1	0-0-0	0-2-0		OVERALL	0-1-0		0-5-0		6-5-1		
2-7-1	0-0-0	0-0-0		HOME	0-0-0		0-4-0		2-3-1		
3-4-0	0-0-0	0-1-0		AWAY	0-1-0		0-1-0		3-1-0		
1-2-0	0-0-0	0-1-0		NEUTRAL	0-0-0		0-0-0		1-1-0		
<hr/>											
4-6-1	0-0-0	0-0-0		NON-CONFERENCE	0-0-0		0-3-0		4-3-1		
1-3-1	0-0-0	0-0-0		HOME	0-0-0		0-2-0		1-1-1		
2-2-0	0-0-0	0-0-		AWAY	0-0-0		0-1-0		2-1-0		
1-1-0	0-0-0	0-0-0		NEUTRAL	0-0-0		0-0-0		1-1-0		
<hr/>											
2-7-0	0-0-0	0-2-0		CONFERENCE	0-1-0		0-2-0		2-2-0		
1-4-0	0-0-0	0-0-0		HOME	0-0-0		0-2-0		1-2-0		
1-2-0	0-0-0	0-1-0		AWAY	0-1-0		0-0-0		1-0-0		
0-1-0	0-0-0	0-1-0		NEUTRAL	0-0-0		0-0-0		0-0-0		
<hr/>											
RPI S	Opponent	Score	RPI S	Opponent	Score	RPI S	Opponent	Score	RPI S	Opponent	Score
			32 A	Denver	0 7	77 A	North Texas	1 3	105 A	Alabama	0 2
			32 N	Denver	0 5				109 H	Western Ky.	1 4
									113 H	Middle Tenn.	0 4
									118 H	Tulane	0 3
									136 H	LSU	0 4
									167 H	Southern Miss.	0 2
									185 H	South Ala.	1 3
									205 A	Centenary (La.)	1 2
									212 A	Northwestern St.	2 1
									214 H	La.-Monroe	1 0
									220 H	Arkansas St.	2 3
									237 N	Coastal Caro.	0 1
									240 H	Ark.-Little Rock	1 0
									251 A	Florida Int'l	1 0
									252 H	McNeese St.	0 0
									273 A	Nicholls St.	2 1
									286 N	Jackson St.	10 0
<hr/>											
LAST 10 GAMES											
			32 N	Denver	0 5	240 H	Ark.-Little Rock	1 0			
			113 H	Middle Tenn.	0 4	220 H	Arkansas St.	2 3			
			109 H	Western Ky.	1 4	251 A	Florida Int'l	1 0			
			32 A	Denver	0 7	205 A	Centenary (La.)	1 2			
			77 A	North Texas	1 3	118 H	Tulane	0 3			

Non-Div. I Games:

La.-Lafayette



Average RPI Win: 265		WON-LOST	WINNING	LAST 10	STRENGTH OF		OPP. STRENGTH	TEAM	ADJ	CONF.	ADJ CONF.
Average RPI Loss: 173		RECORD	PCT. RANK	GAMES	SCHEDULE		OF SCHEDULE	RPI	RPI	RPI	RPI
DIV. I ONLY		9-8-3	.525	129	6-3-1		275	282	232	.42012	233
DIV. I NON-CONF.		2-5-2	.33333	217	0-0-0		275	270	272	.37305	271
TOTALS		RPI 1-25	RPI 26-50		W-L RECORDS		RPI 51-100		RPI 101-150		RPI 150+
9-8-3		0-0-0	0-0-0		OVERALL		0-0-0		0-2-0		9-6-3
4-5-1		0-0-0	0-0-0		HOME		0-0-0		0-1-0		4-4-1
4-2-2		0-0-0	0-0-0		AWAY		0-0-0		0-0-0		4-2-2
1-1-0		0-0-0	0-0-0		NEUTRAL		0-0-0		0-1-0		1-0-0
2-5-2		0-0-0	0-0-0		NON-CONFERENCE		0-0-0		0-0-0		2-5-2
2-3-1		0-0-0	0-0-0		HOME		0-0-0		0-0-0		2-3-1
0-2-1		0-0-0	0-0-		AWAY		0-0-0		0-0-0		0-2-1
0-0-0		0-0-0	0-0-0		NEUTRAL		0-0-0		0-0-0		0-0-0
7-3-1		0-0-0	0-0-0		CONFERENCE		0-0-0		0-2-0		7-1-1
2-2-0		0-0-0	0-0-0		HOME		0-0-0		0-1-0		2-1-0
4-0-1		0-0-0	0-0-0		AWAY		0-0-0		0-0-0		4-0-1
1-1-0		0-0-0	0-0-0		NEUTRAL		0-0-0		0-1-0		1-0-0
RPI S	Opponent	Score	RPI S	Opponent	Score	RPI S	Opponent	Score	RPI S	Opponent	Score
									115 H	Loyola (Md.)	1 2
									115 N	Loyola (Md.)	0 2
									151 H	Binghamton	0 3
									159 A	Buffalo	0 3
									184 H	Detroit	0 2
									207 A	Lehigh	1 2
									208 H	Rider	0 1
									218 H	Fairfield	2 1
									218 N	Fairfield	1 0
									222 A	Siena	2 2
									234 H	IPFW	1 1
									246 H	Duquesne	0 1
									261 A	Marist	5 2
									262 A	Temple	1 1
									270 A	Manhattan	1 0
									275 H	Citadel	4 3
									283 H	Iona	2 0
									284 H	Youngstown St.	5 0
									287 A	Canisius	1 0
									291 A	St. Peter's	4 1
LAST 10 GAMES											
						115 N	Loyola (Md.)	0 2	291 A	St. Peter's	4 1
						218 N	Fairfield	1 0	218 H	Fairfield	2 1
						115 H	Loyola (Md.)	1 2	283 H	Iona	2 0
						208 H	Rider	0 1	222 A	Siena	2 2
						270 A	Manhattan	1 0	261 A	Marist	5 2

Non-Div. I Games:

Niagara

Average RPI Win: 243		WON-LOST RECORD	WINNING PCT. RANK	LAST 10 GAMES	STRENGTH OF SCHEDULE	OPP. STRENGTH OF SCHEDULE	TEAM RPI	ADJ RPI	CONF. RPI	ADJ CONF. RPI	
Average RPI Loss: 189											
DIV. I ONLY		9-7-3	.55263 110	6-3-1	286	262	230	.42008 234	30	30	
DIV. I NON-CONF.		8-7-3	.52778 132	6-3-1	278	245	230	.4179 239	31	31	
TOTALS		RPI 1-25	RPI 26-50		W-L RECORDS		RPI 51-100		RPI 101-150		RPI 150+
9-7-3	0-0-0		0-0-0		OVERALL		0-0-0		0-1-0		9-6-3
5-2-1	0-0-0		0-0-0		HOME		0-0-0		0-0-0		5-2-1
3-4-2	0-0-0		0-0-0		AWAY		0-0-0		0-1-0		3-3-2
1-1-0	0-0-0		0-0-0		NEUTRAL		0-0-0		0-0-0		1-1-0
8-7-3	0-0-0		0-0-0		NON-CONFERENCE		0-0-0		0-1-0		8-6-3
5-2-1	0-0-0		0-0-0		HOME		0-0-0		0-0-0		5-2-1
3-4-2	0-0-0		0-0-		AWAY		0-0-0		0-1-0		3-3-2
0-1-0	0-0-0		0-0-0		NEUTRAL		0-0-0		0-0-0		0-1-0
1-0-0	0-0-0		0-0-0		CONFERENCE		0-0-0		0-0-0		1-0-0
0-0-0	0-0-0		0-0-0		HOME		0-0-0		0-0-0		0-0-0
0-0-0	0-0-0		0-0-0		AWAY		0-0-0		0-0-0		0-0-0
1-0-0	0-0-0		0-0-0		NEUTRAL		0-0-0		0-0-0		1-0-0
RPI S	Opponent	Score	RPI S	Opponent	Score	RPI S	Opponent	Score	RPI S	Opponent	Score
									124 A	Ball St.	1 2
									158 A	Eastern Mich.	3 2
									164 H	Northern Iowa	0 2
									177 A	Tenn.-Martin	1 3
									180 H	Loyola (Ill.)	1 4
									184 H	Detroit	2 0
									189 H	Butler	0 0
									199 N	Akron	0 2
									216 H	Toledo	1 0
									223 H	Evansville	5 0
									227 A	Wright St.	0 3
									228 A	Murray St.	1 1
									233 A	Niagara	1 1
									250 A	Valparaiso	0 2
									276 N	Howard	4 1
									279 A	IUPUI	3 1
									279 H	IUPUI	6 1
									285 H	Southern Utah	3 0
									287 A	Canisius	3 1
LAST 10 GAMES											
			216 H	Toledo	1 0		184 H	Detroit	2 0		
			158 A	Eastern Mich.	3 2		250 A	Valparaiso	0 2		
			223 H	Evansville	5 0		180 H	Loyola (Ill.)	1 4		
			227 A	Wright St.	0 3		233 A	Niagara	1 1		
			279 H	IUPUI	6 1		287 A	Canisius	3 1		

Non-Div. I Games:

IPFW

Average RPI Win:	190	WON-LOST RECORD	WINNING PCT. RANK	LAST 10 GAMES	STRENGTH OF SCHEDULE	OPP. STRENGTH OF SCHEDULE	TEAM RPI	ADJ RPI	CONF. RPI	ADJ CONF. RPI	
Average RPI Loss:	143										
DIV. I ONLY	4-12-1	.26471	251	2-8-0	148	185	233	.41973	235	19	19
DIV. I NON-CONF.	1-4-1	.25	245	0-0-0	89	139	197	.45571	194	19	17
<hr/>											
TOTALS	RPI 1-25	RPI 26-50		W-L RECORDS	RPI 51-100		RPI 101-150		RPI 150+		
4-12-1	0-0-0	0-1-0		OVERALL	0-3-0		1-2-0		3-6-1		
3-5-0	0-0-0	0-1-0		HOME	0-1-0		1-1-0		2-2-0		
1-7-1	0-0-0	0-0-0		AWAY	0-2-0		0-1-0		1-4-1		
0-0-0	0-0-0	0-0-0		NEUTRAL	0-0-0		0-0-0		0-0-0		
<hr/>											
1-4-1	0-0-0	0-1-0		NON-CONFERENCE	0-1-0		0-1-0		1-1-1		
1-3-0	0-0-0	0-1-0		HOME	0-0-0		0-1-0		1-1-0		
0-1-1	0-0-0	0-0-		AWAY	0-1-0		0-0-0		0-0-1		
0-0-0	0-0-0	0-0-0		NEUTRAL	0-0-0		0-0-0		0-0-0		
<hr/>											
3-8-0	0-0-0	0-0-0		CONFERENCE	0-2-0		1-1-0		2-5-0		
2-2-0	0-0-0	0-0-0		HOME	0-1-0		1-0-0		1-1-0		
1-6-0	0-0-0	0-0-0		AWAY	0-1-0		0-1-0		1-4-0		
0-0-0	0-0-0	0-0-0		NEUTRAL	0-0-0		0-0-0		0-0-0		
<hr/>											
RPI S	Opponent	Score	RPI S	Opponent	Score	RPI S	Opponent	Score	RPI S	Opponent	Score
			37 H	Central Conn. St.	0 1	66 A	Boston U.	0 5	107 H	Syracuse	0 1
						70 H	Dayton	0 1	125 A	George Washington	0 1
						83 A	Richmond	1 2	127 H	Xavier	3 1
									151 H	Binghamton	2 3
									152 A	Fordham	1 3
									155 A	Rhode Island	4 1
									157 A	New Hampshire	1 1
									172 A	St. Joseph's	0 5
									223 H	Quinnipiac	2 1
									246 H	Duquesne	1 2
									249 A	La Salle	0 2
									253 H	St. Bonaventure	2 1
									262 A	Temple	1 2
<hr/>											
			LAST 10 GAMES								
			172 A	St. Joseph's	0 5	152 A	Fordham	1 3			
			262 A	Temple	1 2	70 H	Dayton	0 1			
			253 H	St. Bonaventure	2 1	127 H	Xavier	3 1			
			246 H	Duquesne	1 2	83 A	Richmond	1 2			
			249 A	La Salle	0 2	125 A	George Washington	0 1			

Non-Div. I Games:

Massachusetts

Average RPI Win: 222		WON-LOST	WINNING	LAST 10	STRENGTH OF		OPP. STRENGTH	TEAM	ADJ	CONF.	ADJ CONF.						
Average RPI Loss: 151		RECORD	PCT. RANK	GAMES	SCHEDULE		OF SCHEDULE	RPI	RPI	RPI	RPI						
DIV. I ONLY		7-9-3	.44737	180	6-4-0		270	205	238	.41787	236						
DIV. I NON-CONF.		3-6-3	.375	205	2-1-0		261	171	244	.41074	243						
TOTALS		RPI 1-25	RPI 26-50		W-L RECORDS		RPI 51-100		RPI 101-150		RPI 150+						
7-9-3	0-0-0	0-1-0		OVERALL		0-1-0		1-2-1		6-5-2							
4-4-1	0-0-0	0-1-0		HOME		0-1-0		1-1-0		3-1-1							
2-3-2	0-0-0	0-0-0		AWAY		0-0-0		0-0-1		2-3-1							
1-2-0	0-0-0	0-0-0		NEUTRAL		0-0-0		0-1-0		1-1-0							
3-6-3	0-0-0	0-1-0		NON-CONFERENCE		0-1-0		1-2-1		2-2-2							
1-4-1	0-0-0	0-1-0		HOME		0-1-0		1-1-0		0-1-1							
1-1-2	0-0-0	0-0-		AWAY		0-0-0		0-0-1		1-1-1							
1-1-0	0-0-0	0-0-0		NEUTRAL		0-0-0		0-1-0		1-0-0							
4-3-0	0-0-0	0-0-0		CONFERENCE		0-0-0		0-0-0		4-3-0							
3-0-0	0-0-0	0-0-0		HOME		0-0-0		0-0-0		3-0-0							
1-2-0	0-0-0	0-0-0		AWAY		0-0-0		0-0-0		1-2-0							
0-1-0	0-0-0	0-0-0		NEUTRAL		0-0-0		0-0-0		0-1-0							
RPI	S	Opponent	Score		RPI	S	Opponent	Score		RPI	S	Opponent	Score				
			32	H	Denver	1	2	53	H	San Diego	0	3	103	H	UC Riverside	4	1
													105	H	Alabama	0	1
													121	A	UNLV	0	0
													149	N	Utah St.	0	1
													173	H	Arizona	1	2
													178	A	Idaho St.	1	4
													178	N	Idaho St.	0	1
													193	H	Montana	2	1
													194	H	Portland St.	2	1
													226	A	Weber St.	0	1
													242	A	Boise St.	1	1
													247	H	Idaho	2	2
													250	N	Valparaiso	5	1
													257	A	Sacramento St.	2	1
													266	A	Nevada	1	2
													274	H	Eastern Wash.	2	0
													285	A	Southern Utah	4	0
				LAST 10 GAMES													
			178	N	Idaho St.	0	1	194	H	Portland St.	2	1					
			226	A	Weber St.	0	1	257	A	Sacramento St.	2	1					
			178	A	Idaho St.	1	4	32	H	Denver	1	2					
			274	H	Eastern Wash.	2	0	285	A	Southern Utah	4	0					
			193	H	Montana	2	1	250	N	Valparaiso	5	1					

Non-Div. I Games:

Northern Ariz.

Average RPI Win: 246		WON-LOST RECORD		WINNING PCT. RANK		LAST 10 GAMES		STRENGTH OF SCHEDULE		OPP. STRENGTH OF SCHEDULE		TEAM RPI		ADJ RPI		CONF. RPI		ADJ CONF. RPI	
DIV. I ONLY		9-9-2		.5 141		3-5-2		278		245		235		.4178 237		28		28	
DIV. I NON-CONF.		4-6-1		.40909 188		0-3-1		257		191		239		.42187 233		29		29	
TOTALS		RPI 1-25		RPI 26-50		W-L RECORDS		RPI 51-100		RPI 101-150		RPI 150+							
9-9-2		0-0-0		0-2-0		OVERALL		0-0-0		0-2-1		9-5-1							
4-1-0		0-0-0		0-0-0		HOME		0-0-0		0-1-0		4-0-0							
4-7-2		0-0-0		0-2-0		AWAY		0-0-0		0-1-1		4-4-1							
1-1-0		0-0-0		0-0-0		NEUTRAL		0-0-0		0-0-0		1-1-0							
4-6-1		0-0-0		0-2-0		NON-CONFERENCE		0-0-0		0-2-1		4-2-0							
1-1-0		0-0-0		0-0-0		HOME		0-0-0		0-1-0		1-0-0							
2-5-1		0-0-0		0-0-		AWAY		0-0-0		0-1-1		2-2-0							
1-0-0		0-0-0		0-0-0		NEUTRAL		0-0-0		0-0-0		1-0-0							
5-3-1		0-0-0		0-0-0		CONFERENCE		0-0-0		0-0-0		5-3-1							
3-0-0		0-0-0		0-0-0		HOME		0-0-0		0-0-0		3-0-0							
2-2-1		0-0-0		0-0-0		AWAY		0-0-0		0-0-0		2-2-1							
0-1-0		0-0-0		0-0-0		NEUTRAL		0-0-0		0-0-0		0-1-0							
RPI	S	Opponent		Score		RPI	S	Opponent		Score		RPI	S	Opponent		Score			
				26	A	Clemson		0	2			136	A	LSU		1	2		
				47	A	Ohio St.		1	3			145	A	Col. of Charleston		1	1		
												148	H	UNC Wilmington		1	2		
												183	A	Wofford		0	1		
												187	A	UNC Asheville		3	1		
												200	A	Western Caro.		0	1		
												215	H	High Point		3	0		
												232	N	La.-Lafayette		1	0		
												238	H	Birmingham-So.		3	1		
												238	N	Birmingham-So.		0	2		
												239	A	Elon		2	0		
												245	H	Radford		1	0		
												248	A	Liberty		0	2		
												255	A	Winthrop		1	2		
												271	A	Charleston So.		1	1		
												275	A	Citadel		1	0		
												289	A	VMI		6	1		
												290	H	South Carolina St.		11	0		
LAST 10 GAMES																			
				238	N	Birmingham-So.		0	2	148	H	UNC Wilmington		1	2				
				271	A	Charleston So.		1	1	238	H	Birmingham-So.		3	1				
				215	H	High Point		3	0	255	A	Winthrop		1	2				
				245	H	Radford		1	0	200	A	Western Caro.		0	1				
				145	A	Col. of Charleston		1	1	26	A	Clemson		0	2				

Non-Div. I Games: Anderson (SC) 5 0

Coastal Caro.

[illegible]

**Non-Div. I Games:**

Birmingham-So.

Average RPI Win: 224		WON-LOST RECORD	WINNING PCT. RANK	LAST 10 GAMES	STRENGTH OF SCHEDULE	OPP. STRENGTH OF SCHEDULE	TEAM RPI	ADJ RPI	CONF. RPI	ADJ CONF. RPI	
Average RPI Loss: 143											
DIV. I ONLY		4-13-0	.23529 259	3-7-0	135	209	241	.41239 239	13	13	
DIV. I NON-CONF.		1-5-0	.16667 265	0-1-0	129	265	257	.39506 256	15	15	
<hr/>											
TOTALS		RPI 1-25	RPI 26-50		W-L RECORDS		RPI 51-100		RPI 101-150		RPI 150+
4-13-0	0-0-0		0-2-0		OVERALL		0-1-0		0-6-0		4-4-0
2-6-0	0-0-0		0-1-0		HOME		0-1-0		0-1-0		2-3-0
2-6-0	0-0-0		0-1-0		AWAY		0-0-0		0-5-0		2-0-0
0-1-0	0-0-0		0-0-0		NEUTRAL		0-0-0		0-0-0		0-1-0
<hr/>											
1-5-0	0-0-0		0-0-0		NON-CONFERENCE		0-0-0		0-3-0		1-2-0
1-2-0	0-0-0		0-0-0		HOME		0-0-0		0-1-0		1-1-0
0-2-0	0-0-0		0-0-		AWAY		0-0-0		0-2-0		0-0-0
0-1-0	0-0-0		0-0-0		NEUTRAL		0-0-0		0-0-0		0-1-0
<hr/>											
3-8-0	0-0-0		0-2-0		CONFERENCE		0-1-0		0-3-0		3-2-0
1-4-0	0-0-0		0-1-0		HOME		0-1-0		0-0-0		1-2-0
2-4-0	0-0-0		0-1-0		AWAY		0-0-0		0-3-0		2-0-0
0-0-0	0-0-0		0-0-0		NEUTRAL		0-0-0		0-0-0		0-0-0
<hr/>											
RPI S	Opponent	Score	RPI S	Opponent	Score	RPI S	Opponent	Score	RPI S	Opponent	Score
			36 A	UNC Greensboro	0 1	95 H	Chattanooga	1 7	129 A	East Caro.	0 2
			43 H	Furman	0 3				135 A	Appalachian St.	0 4
									141 A	East Tenn. St.	1 3
									143 A	Kent St.	1 2
									145 A	Col. of Charleston	1 4
									148 H	UNC Wilmington	1 4
									183 H	Wofford	0 1
									188 A	Davidson	4 0
									200 H	Western Caro.	0 4
									215 H	High Point	2 0
									219 H	Ga. Southern	2 1
									227 N	Wright St.	0 1
									237 H	Coastal Caro.	0 2
									275 A	Citadel	3 0
<hr/>											
LAST 10 GAMES											
			219 H	Ga. Southern	2 1	36 A	UNC Greensboro	0 1			
			95 H	Chattanooga	1 7	188 A	Davidson	4 0			
			141 A	East Tenn. St.	1 3	129 A	East Caro.	0 2			
			43 H	Furman	0 3	183 H	Wofford	0 1			
			145 A	Col. of Charleston	1 4	275 A	Citadel	3 0			

Non-Div. I Games: Longwood 1 2

Elon

Average RPI Win: 234		WON-LOST	WINNING	LAST 10	STRENGTH OF		OPP. STRENGTH	TEAM	ADJ	CONF.	ADJ CONF.
Average RPI Loss: 147		RECORD	PCT. RANK	GAMES	SCHEDULE		OF SCHEDULE	RPI	RPI	RPI	RPI
DIV. I ONLY		5-13-1	.28947	241	3-7-0		173	237	240	.41151	240
DIV. I NON-CONF.		3-6-1	.35	212	1-0-0		181	269	235	.41869	237
TOTALS		RPI 1-25	RPI 26-50		W-L RECORDS		RPI 51-100		RPI 101-150		RPI 150+
5-13-1	0-0-0	0-2-0		OVERALL		0-2-0		0-3-0		5-6-1	
4-4-0	0-0-0	0-1-0		HOME		0-0-0		0-2-0		4-1-0	
1-8-1	0-0-0	0-1-0		AWAY		0-2-0		0-0-0		1-5-0	
0-1-1	0-0-0	0-0-0		NEUTRAL		0-0-0		0-1-0		0-0-1	
3-6-1	0-0-0	0-1-0		NON-CONFERENCE		0-1-0		0-0-0		3-4-1	
3-1-0	0-0-0	0-1-0		HOME		0-0-0		0-0-0		3-0-0	
0-5-0	0-0-0	0-0-		AWAY		0-1-0		0-0-0		0-4-0	
0-0-1	0-0-0	0-0-0		NEUTRAL		0-0-0		0-0-0		0-0-1	
2-7-0	0-0-0	0-1-0		CONFERENCE		0-1-0		0-3-0		2-2-0	
1-3-0	0-0-0	0-0-0		HOME		0-0-0		0-2-0		1-1-0	
1-3-0	0-0-0	0-1-0		AWAY		0-1-0		0-0-0		1-1-0	
0-1-0	0-0-0	0-0-0		NEUTRAL		0-0-0		0-1-0		0-0-0	
RPI S	Opponent	Score	RPI S	Opponent	Score	RPI S	Opponent	Score	RPI S	Opponent	Score
			32 A	Denver	0 5	77 A	North Texas	1 3	109 H	Western Ky.	0 2
			40 H	Oklahoma St.	0 4	92 A	Southeastern La.	0 3	113 H	Middle Tenn.	0 1
									113 N	Middle Tenn.	0 3
									177 A	Tenn.-Martin	1 4
									185 A	South Ala.	2 1
									205 H	Centenary (La.)	3 1
									214 A	La.-Monroe	1 3
									220 H	Arkansas St.	3 1
									221 A	Tulsa	0 1
									228 N	Murray St.	3 3
									232 A	La.-Lafayette	0 1
									241 A	Drury	2 3
									251 H	Florida Int'l	2 6
									280 H	Grambling	4 0
									282 H	Mississippi Val.	6 0
LAST 10 GAMES											
			113 N	Middle Tenn.	0 3	109 H	Western Ky.	0 2			
			220 H	Arkansas St.	3 1	113 H	Middle Tenn.	0 1			
			251 H	Florida Int'l	2 6	77 A	North Texas	1 3			
			232 A	La.-Lafayette	0 1	32 A	Denver	0 5			
			185 A	South Ala.	2 1	282 H	Mississippi Val.	6 0			

Non-Div. I Games: Alcorn St. 11 0

Ark.-Little Rock



Average RPI Win: 239		WON-LOST RECORD		WINNING PCT. RANK		LAST 10 GAMES		STRENGTH OF SCHEDULE		OPP. STRENGTH OF SCHEDULE		TEAM RPI		ADJ RPI		CONF. RPI		ADJ CONF. RPI	
DIV. I ONLY		6-13-0		.31579 237		1-9-0		249		163		248		.41008 241		17		16	
DIV. I NON-CONF.		5-6-0		.45455 164		0-2-0		266		186		226		.42988 225		16		16	
TOTALS		RPI 1-25		RPI 26-50		W-L RECORDS		RPI 51-100		RPI 101-150		RPI 150+							
6-13-0		0-0-0		0-0-0		OVERALL		0-3-0		0-7-0		6-3-0							
2-7-0		0-0-0		0-0-0		HOME		0-2-0		0-3-0		2-2-0							
2-6-0		0-0-0		0-0-0		AWAY		0-1-0		0-4-0		2-1-0							
2-0-0		0-0-0		0-0-0		NEUTRAL		0-0-0		0-0-0		2-0-0							
5-6-0		0-0-0		0-0-0		NON-CONFERENCE		0-2-0		0-3-0		5-1-0							
2-3-0		0-0-0		0-0-0		HOME		0-1-0		0-1-0		2-1-0							
1-3-0		0-0-0		0-0-		AWAY		0-1-0		0-2-0		1-0-0							
2-0-0		0-0-0		0-0-0		NEUTRAL		0-0-0		0-0-0		2-0-0							
1-7-0		0-0-0		0-0-0		CONFERENCE		0-1-0		0-4-0		1-2-0							
0-4-0		0-0-0		0-0-0		HOME		0-1-0		0-2-0		0-1-0							
1-3-0		0-0-0		0-0-0		AWAY		0-0-0		0-2-0		1-1-0							
0-0-0		0-0-0		0-0-0		NEUTRAL		0-0-0		0-0-0		0-0-0							
RPI	S	Opponent		Score		RPI	S	Opponent		Score		RPI	S	Opponent		Score			

Non-Div. I Games:

Drury

Average RPI Win:	202	WON-LOST	WINNING	LAST 10	STRENGTH OF	OPP. STRENGTH	TEAM	ADJ	CONF.	ADJ CONF.	
Average RPI Loss:	150	RECORD	PCT. RANK	GAMES	SCHEDULE	OF SCHEDULE	RPI	RPI	RPI	RPI	
DIV. I ONLY	7-12-1	.375	219	4-5-0	254	259	244	.40995	242	21	21
DIV. I NON-CONF.	3-7-1	.31818	227	0-0-0	263	278	269	.37901	269	17	19
<hr/>											
TOTALS	RPI 1-25	RPI 26-50		W-L RECORDS		RPI 51-100		RPI 101-150		RPI 150+	
7-12-1	0-0-0	0-1-0		OVERALL		1-1-0		0-4-0		5-6-1	
5-3-1	0-0-0	0-1-0		HOME		1-0-0		0-1-0		3-1-1	
2-7-0	0-0-0	0-0-0		AWAY		0-1-0		0-3-0		2-3-0	
0-2-0	0-0-0	0-0-0		NEUTRAL		0-0-0		0-0-0		0-2-0	
3-7-1	0-0-0	0-1-0		NON-CONFERENCE		0-1-0		0-2-0		2-3-1	
1-2-1	0-0-0	0-1-0		HOME		0-0-0		0-0-0		1-1-1	
1-4-0	0-0-0	0-0-		AWAY		0-1-0		0-2-0		1-1-0	
0-1-0	0-0-0	0-0-0		NEUTRAL		0-0-0		0-0-0		0-1-0	
4-5-0	0-0-0	0-0-0		CONFERENCE		1-0-0		0-2-0		3-3-0	
3-1-0	0-0-0	0-0-0		HOME		1-0-0		0-1-0		2-0-0	
1-3-0	0-0-0	0-0-0		AWAY		0-0-0		0-1-0		1-2-0	
0-1-0	0-0-0	0-0-0		NEUTRAL		0-0-0		0-0-0		0-1-0	
RPI S	Opponent	Score	RPI S	Opponent	Score	RPI S	Opponent	Score	RPI S	Opponent	Score
			30 H	Cal Poly	1 2	57 H	Southern Methodist	2 1	102 A	UC Irvine	0 2
						97 A	Cal St. Fullerton	1 4	111 H	Hawaii	0 1
									114 A	Rice	1 2
									131 A	Oregon	1 4
									165 A	Fresno St.	2 5
									168 H	UTEP	2 1
									168 N	UTEP	0 1
									178 H	Idaho St.	0 4
									194 A	Portland St.	2 1
									221 A	Tulsa	0 1
									230 N	San Francisco	0 6
									236 H	Northern Ariz.	1 1
									247 A	Idaho	1 2
									254 A	San Jose St.	4 2
									266 H	Nevada	5 0
									274 H	Eastern Wash.	2 0
<hr/>											
LAST 10 GAMES											
			168 N	UTEP	0 1	221 A	Tulsa	0 1			
			266 H	Nevada	5 0	111 H	Hawaii	0 1			
			57 H	Southern Methodist	2 1	254 A	San Jose St.	4 2			
			168 H	UTEP	2 1	165 A	Fresno St.	2 5			
			114 A	Rice	1 2	236 H	Northern Ariz.	1 1			

Non-Div. I Games: Utah Valley 3 2 Northern Colo. 2 0

Boise St.

Average RPI Win: 225		WON-LOST RECORD	WINNING PCT. RANK	LAST 10 GAMES	STRENGTH OF SCHEDULE	OPP. STRENGTH OF SCHEDULE	TEAM RPI	ADJ RPI	CONF. RPI	ADJ CONF. RPI					
Average RPI Loss: 156															
DIV. I ONLY		5-11-3	.34211	232	2-6-2	230	221	239	.40985	243	16	17			
DIV. I NON-CONF.		3-5-1	.38889	198	0-1-0	251	246	247	.40545	249	18	20			
<hr/>															
TOTALS		RPI 1-25		RPI 26-50		W-L RECORDS		RPI 51-100		RPI 101-150		RPI 150+			
5-11-3		0-0-0		0-2-0		OVERALL		0-2-1		0-1-0		5-6-2			
3-6-1		0-0-0		0-0-0		HOME		0-2-0		0-1-0		3-3-1			
2-5-2		0-0-0		0-2-0		AWAY		0-0-1		0-0-0		2-3-1			
0-0-0		0-0-0		0-0-0		NEUTRAL		0-0-0		0-0-0		0-0-0			
3-5-1		0-0-0		0-0-0		NON-CONFERENCE		0-1-1		0-0-0		3-4-0			
2-2-0		0-0-0		0-0-0		HOME		0-1-0		0-0-0		2-1-0			
1-3-1		0-0-0		0-0-		AWAY		0-0-1		0-0-0		1-3-0			
0-0-0		0-0-0		0-0-0		NEUTRAL		0-0-0		0-0-0		0-0-0			
2-6-2		0-0-0		0-2-0		CONFERENCE		0-1-0		0-1-0		2-2-2			
1-4-1		0-0-0		0-0-0		HOME		0-1-0		0-1-0		1-2-1			
1-2-1		0-0-0		0-2-0		AWAY		0-0-0		0-0-0		1-0-1			
0-0-0		0-0-0		0-0-0		NEUTRAL		0-0-0		0-0-0		0-0-0			
RPI	S	Opponent	Score	RPI	S	Opponent	Score	RPI	S	Opponent	Score				
				41	A	UCF	0 5	88	H	Georgia St.	0 3	106	H	Campbell	0 4
				44	A	Fla. Atlantic	0 2	95	H	Chattanooga	0 2	156	H	Stetson	0 0
								98	A	Samford	0 0	174	H	Gardner-Webb	1 0
												183	H	Wofford	1 0
												202	H	Jacksonville	1 9
												210	H	Tennessee Tech	1 2
												211	H	Troy St.	1 2
												212	H	Northwestern St.	1 0
												219	A	Ga. Southern	1 2
												245	A	Radford	2 4
												255	A	Winthrop	0 1
												267	A	Belmont	2 0
												269	A	Lipscomb	0 0
												289	A	VMI	3 0
<hr/>															
LAST 10 GAMES															
				255	A	Winthrop	0 1	174	H	Gardner-Webb	1 0				
				88	H	Georgia St.	0 3	156	H	Stetson	0 0				
				267	A	Belmont	2 0	41	A	UCF	0 5				
				269	A	Lipscomb	0 0	44	A	Fla. Atlantic	0 2				
				106	H	Campbell	0 4	202	H	Jacksonville	1 9				

Non-Div. I Games:

Mercer

Average RPI Win: 279		WON-LOST	WINNING	LAST 10	STRENGTH OF		OPP. STRENGTH	TEAM	ADJ		CONF.	ADJ CONF.	
Average RPI Loss: 150		RECORD	PCT. RANK	GAMES	SCHEDULE		OF SCHEDULE	RPI	RPI		RPI	RPI	
DIV. I ONLY		4-10-4	.33333	233	3-6-1		201	273	242	.40966	244	20	20
DIV. I NON-CONF.		3-5-3	.40909	188	2-1-0		206	280	228	.42377	231	21	21
TOTALS		RPI 1-25	RPI 26-50		W-L RECORDS		RPI 51-100		RPI 101-150		RPI 150+		
4-10-4	0-0-0	0-0-0		OVERALL		0-3-1		0-2-0		4-5-3			
0-4-2	0-0-0	0-0-0		HOME		0-1-0		0-1-0		0-2-2			
3-5-2	0-0-0	0-0-0		AWAY		0-2-1		0-1-0		3-2-1			
1-1-0	0-0-0	0-0-0		NEUTRAL		0-0-0		0-0-0		1-1-0			
3-5-3	0-0-0	0-0-0		NON-CONFERENCE		0-2-1		0-0-0		3-3-2			
0-2-1	0-0-0	0-0-0		HOME		0-0-0		0-0-0		0-2-1			
2-2-2	0-0-0	0-0-		AWAY		0-2-1		0-0-0		2-0-1			
1-1-0	0-0-0	0-0-0		NEUTRAL		0-0-0		0-0-0		1-1-0			
1-5-1	0-0-0	0-0-0		CONFERENCE		0-1-0		0-2-0		1-2-1			
0-2-1	0-0-0	0-0-0		HOME		0-1-0		0-1-0		0-0-1			
1-3-0	0-0-0	0-0-0		AWAY		0-0-0		0-1-0		1-2-0			
0-0-0	0-0-0	0-0-0		NEUTRAL		0-0-0		0-0-0		0-0-0			
RPI	S	Opponent	Score	RPI	S	Opponent	Score	RPI	S	Opponent	Score		
						62 H Navy	0 3	134 A American		2 4			
						69 A Pennsylvania	1 2	139 H Colgate		1 3			
						79 A Maine	1 3	152 H Fordham		0 1			
						99 A Sacred Heart	0 0	206 H Bucknell		0 0			
								207 A Lehigh		0 1			
								208 H Rider		1 1			
								209 A Army		0 2			
								222 N Siena		3 4			
								229 H Mt. St. Mary's		1 2			
								260 A Holy Cross		2 1			
								264 A Wagner		1 1			
								280 N Albany (N.Y.)		5 0			
								283 A Iona		1 0			
								291 A St. Peter's		3 0			
LAST 10 GAMES													
		139 H Colgate	1 3			283 A Iona	1 0						
		209 A Army	0 2			206 H Bucknell	0 0						
		62 H Navy	0 3			291 A St. Peter's	3 0						
		134 A American	2 4			152 H Fordham	0 1						
		260 A Holy Cross	2 1			207 A Lehigh	0 1						

Non-Div. I Games:

Lafayette

Average RPI Win:		261	WON-LOST		WINNING		LAST 10		STRENGTH OF		OPP. STRENGTH		TEAM		ADJ		CONF.		ADJ CONF.	
Average RPI Loss:		168	RECORD		PCT. RANK		GAMES		SCHEDULE		OF SCHEDULE		RPI		RPI		RPI		RPI	
DIV. I ONLY			7-8-3		.47222		173		3-4-3		273		275		243		.40886		245	
DIV. I NON-CONF.			3-5-1		.38889		198		2-2-1		237		249		243		.41411		242	
TOTALS		RPI 1-25		RPI 26-50		W-L RECORDS		RPI 51-100		RPI 101-150		RPI 150+								
7-8-3		0-1-0		0-0-0		OVERALL		0-0-0		0-3-0		7-4-3								
4-3-1		0-0-0		0-0-0		HOME		0-0-0		0-2-0		4-1-1								
3-5-2		0-1-0		0-0-0		AWAY		0-0-0		0-1-0		3-3-2								
0-0-0		0-0-0		0-0-0		NEUTRAL		0-0-0		0-0-0		0-0-0								
3-5-1		0-1-0		0-0-0		NON-CONFERENCE		0-0-0		0-3-0		3-1-1								
2-2-0		0-0-0		0-0-0		HOME		0-0-0		0-2-0		2-0-0								
1-3-1		0-1-0		0-0-		AWAY		0-0-0		0-1-0		1-1-1								
0-0-0		0-0-0		0-0-0		NEUTRAL		0-0-0		0-0-0		0-0-0								
4-3-2		0-0-0		0-0-0		CONFERENCE		0-0-0		0-0-0		4-3-2								
2-1-1		0-0-0		0-0-0		HOME		0-0-0		0-0-0		2-1-1								
2-2-1		0-0-0		0-0-0		AWAY		0-0-0		0-0-0		2-2-1								
0-0-0		0-0-0		0-0-0		NEUTRAL		0-0-0		0-0-0		0-0-0								
RPI	S	Opponent		Score		RPI	S	Opponent		Score		RPI	S	Opponent		Score				
9	A	West Virginia		0 5								135	H	Appalachian St.		1 3				
												141	A	East Tenn. St.		0 1				
												144	H	Virginia Tech		0 2				
												187	H	UNC Asheville		2 2				
												191	A	Old Dominion		1 1				
												210	A	Tennessee Tech		1 2				
												215	A	High Point		2 1				
												215	A	High Point		0 1				
												237	A	Coastal Caro.		0 1				
												238	A	Birmingham-So.		2 1				
												243	H	Mercer		4 2				
												248	A	Liberty		2 2				
												255	H	Winthrop		3 5				
												271	H	Charleston So.		2 1				
												277	A	Robert Morris		1 0				
												289	H	VMI		6 1				
												293	H	Delaware St.		6 0				
LAST 10 GAMES																				
215	A	High Point		0 1		277	A	Robert Morris		1 0										
191	A	Old Dominion		1 1		9	A	West Virginia		0 5										
215	A	High Point		2 1		248	A	Liberty		2 2										
293	H	Delaware St.		6 0		187	H	UNC Asheville		2 2										
237	A	Coastal Caro.		0 1		144	H	Virginia Tech		0 2										

Non-Div. I Games: Concord 6 0

Radford

Average RPI Win: 260		WON-LOST	WINNING	LAST 10	STRENGTH OF		OPP. STRENGTH	TEAM	ADJ	CONF.	ADJ CONF.
Average RPI Loss: 157		RECORD	PCT. RANK	GAMES	SCHEDULE		OF SCHEDULE	RPI	RPI	RPI	RPI
DIV. I ONLY		8-10-2	.45	177	3-6-1		280	234	246	.40822	246
DIV. I NON-CONF.		4-4-1	.5	133	0-0-0		290	266	271	.37501	270
TOTALS		RPI 1-25	RPI 26-50		W-L RECORDS		RPI 51-100		RPI 101-150		RPI 150+
8-10-2	0-0-0	0-0-0		OVERALL		0-2-0		0-2-0		8-6-2	
2-6-1	0-0-0	0-0-0		HOME		0-2-0		0-2-0		2-2-1	
5-4-1	0-0-0	0-0-0		AWAY		0-0-0		0-0-0		5-4-0	
1-0-1	0-0-0	0-0-0		NEUTRAL		0-0-0		0-0-0		1-0-1	
4-4-1	0-0-0	0-0-0		NON-CONFERENCE		0-0-0		0-0-0		4-4-1	
0-2-0	0-0-0	0-0-0		HOME		0-0-0		0-0-0		0-2-0	
3-2-0	0-0-0	0-0-		AWAY		0-0-0		0-0-0		3-2-0	
1-0-1	0-0-0	0-0-0		NEUTRAL		0-0-0		0-0-0		1-0-1	
4-6-1	0-0-0	0-0-0		CONFERENCE		0-2-0		0-2-0		4-2-1	
2-4-1	0-0-0	0-0-0		HOME		0-2-0		0-2-0		2-0-1	
2-2-0	0-0-0	0-0-0		AWAY		0-0-0		0-0-0		2-2-0	
0-0-0	0-0-0	0-0-0		NEUTRAL		0-0-0		0-0-0		0-0-0	
RPI S	Opponent	Score	RPI S	Opponent	Score	RPI S	Opponent	Score	RPI S	Opponent	Score
						70 H Dayton	1	2	125 H George Washington	1	2
						83 H Richmond	0	3	127 H Xavier	2	3
									152 H Fordham	2	2
									155 A Rhode Island	0	4
									162 H Pittsburgh	0	3
									169 A Ohio	0	4
									172 A St. Joseph's	0	1
									199 N Akron	1	1
									231 A St. Francis (Pa.)	0	2
									233 A Niagara	1	0
									235 A Massachusetts	2	1
									249 H La Salle	1	0
									253 H St. Bonaventure	3	1
									262 A Temple	2	1
									276 N Howard	2	1
									277 H Robert Morris	0	1
									284 A Youngstown St.	3	0
									287 A Canisius	1	0
LAST 10 GAMES											
						70 H Dayton	1	2	172 A St. Joseph's	0	1
						127 H Xavier	2	3	125 H George Washington	1	2
						155 A Rhode Island	0	4	83 H Richmond	0	3
						235 A Massachusetts	2	1	249 H La Salle	1	0
						262 A Temple	2	1	152 H Fordham	2	2

Non-Div. I Games:

Duquesne




Average RPI Win: 177		WON-LOST RECORD	WINNING PCT. RANK		LAST 10 GAMES	STRENGTH OF SCHEDULE	OPP. STRENGTH OF SCHEDULE	TEAM RPI	ADJ RPI		CONF. RPI	ADJ CONF. RPI			
Average RPI Loss: 140															
DIV. I ONLY		3-12-4	.26316	253	1-9-0	193	147	245	.40704	247	12	12			
DIV. I NON-CONF.		2-4-4	.4	195	0-1-0	240	189	232	.42251	232	12	12			
<hr/>															
TOTALS		RPI 1-25		RPI 26-50		W-L RECORDS		RPI 51-100		RPI 101-150		RPI 150+			
3-12-4		0-0-0		0-1-0		OVERALL		1-2-0		0-4-0		2-5-4			
3-5-2		0-0-0		0-0-0		HOME		1-0-0		0-1-0		2-4-2			
0-7-2		0-0-0		0-1-0		AWAY		0-2-0		0-3-0		0-1-2			
0-0-0		0-0-0		0-0-0		NEUTRAL		0-0-0		0-0-0		0-0-0			
<hr/>															
2-4-4		0-0-0		0-0-0		NON-CONFERENCE		0-1-0		0-1-0		2-2-4			
2-2-2		0-0-0		0-0-0		HOME		0-0-0		0-0-0		2-2-2			
0-2-2		0-0-0		0-0-		AWAY		0-1-0		0-1-0		0-0-2			
0-0-0		0-0-0		0-0-0		NEUTRAL		0-0-0		0-0-0		0-0-0			
<hr/>															
1-8-0		0-0-0		0-1-0		CONFERENCE		1-1-0		0-3-0		0-3-0			
1-3-0		0-0-0		0-0-0		HOME		1-0-0		0-1-0		0-2-0			
0-5-0		0-0-0		0-1-0		AWAY		0-1-0		0-2-0		0-1-0			
0-0-0		0-0-0		0-0-0		NEUTRAL		0-0-0		0-0-0		0-0-0			
<hr/>															
RPI	S	Opponent	Score	RPI	S	Opponent	Score	RPI	S	Opponent	Score				
				30	A	Cal Poly	0 3	73	A	UC Santa Barb.	0 8	102	A	UC Irvine	1 2
								97	H	Cal St. Fullerton	2 0	103	H	UC Riverside	0 2
								100	A	Gonzaga	1 4	146	A	Oregon St.	2 4
												149	A	Utah St.	0 1
												154	A	Long Beach St.	1 3
												160	H	Air Force	1 1
												163	H	Central Mich.	1 1
												178	A	Idaho St.	1 1
												190	H	New Mexico	0 1
												193	H	Montana	4 2
												194	H	Portland St.	1 3
												217	H	Cal St. Northridge	0 1
												225	H	Pacific (Cal.)	1 2
												236	A	Northern Ariz.	2 2
												242	H	Boise St.	2 1
<hr/>															
				LAST 10 GAMES											
				30	A	Cal Poly	0 3	102	A	UC Irvine	1 2				
				73	A	UC Santa Barb.	0 8	149	A	Utah St.	0 1				
				97	H	Cal St. Fullerton	2 0	146	A	Oregon St.	2 4				
				103	H	UC Riverside	0 2	217	H	Cal St. Northridge	0 1				
				154	A	Long Beach St.	1 3	225	H	Pacific (Cal.)	1 2				

Non-Div. I Games:

Idaho

Liberty

0 0

 Tie,  Loss,  Non-Conf, S Site, H Home, A Away, N Neutral Page 248



Average RPI Win:	193	WON-LOST	WINNING	LAST 10	STRENGTH OF	OPP. STRENGTH	TEAM	ADJ	CONF.	ADJ CONF.			
Average RPI Loss:	140	RECORD	PCT. RANK	GAMES	SCHEDULE	OF SCHEDULE	RPI	RPI	RPI	RPI			
DIV. I ONLY	3-13-1	.20588	268	3-7-0	163	164	254	.40281	249	19	19		
DIV. I NON-CONF.	0-5-1	.08333	278	0-0-0	121	118	259	.39878	254	19	17		
<hr/>													
TOTALS	RPI 1-25	RPI 26-50		W-L RECORDS	RPI 51-100		RPI 101-150		RPI 150+				
3-13-1	0-0-0	0-0-0		OVERALL	1-4-0		0-3-0		2-6-1				
3-5-0	0-0-0	0-0-0		HOME	1-0-0		0-2-0		2-3-0				
0-6-1	0-0-0	0-0-0		AWAY	0-2-0		0-1-0		0-3-1				
0-2-0	0-0-0	0-0-0		NEUTRAL	0-2-0		0-0-0		0-0-0				
<hr/>													
0-5-1	0-0-0	0-0-0		NON-CONFERENCE	0-3-0		0-1-0		0-1-1				
0-2-0	0-0-0	0-0-0		HOME	0-0-0		0-1-0		0-1-0				
0-1-1	0-0-0	0-0-		AWAY	0-1-0		0-0-0		0-0-1				
0-2-0	0-0-0	0-0-0		NEUTRAL	0-2-0		0-0-0		0-0-0				
<hr/>													
3-8-0	0-0-0	0-0-0		CONFERENCE	1-1-0		0-2-0		2-5-0				
3-3-0	0-0-0	0-0-0		HOME	1-0-0		0-1-0		2-2-0				
0-5-0	0-0-0	0-0-0		AWAY	0-1-0		0-1-0		0-3-0				
0-0-0	0-0-0	0-0-0		NEUTRAL	0-0-0		0-0-0		0-0-0				
<hr/>													
RPI	S	Opponent	Score	RPI	S	Opponent	Score	RPI	S	Opponent	Score		
				51 N Hofstra				1	3	107 H Syracuse		0	2
				69 A Pennsylvania				0	3	125 H George Washington		1	2
				70 A Dayton				1	3	127 A Xavier		1	3
				81 N George Mason				2	3	152 A Fordham		0	2
				83 H Richmond				1	0	155 H Rhode Island		1	2
										171 A Seton Hall		1	1
										172 H St. Joseph's		0	1
										213 H Stony Brook		0	3
										235 H Massachusetts		2	0
										246 A Duquesne		0	1
										253 A St. Bonaventure		1	5
										262 H Temple		4	0
<hr/>													
				LAST 10 GAMES									
83 H Richmond				1	0	235 H Massachusetts				2	0		
125 H George Washington				1	2	262 H Temple				4	0		
127 A Xavier				1	3	172 H St. Joseph's				0	1		
70 A Dayton				1	3	246 A Duquesne				0	1		
155 H Rhode Island				1	2	253 A St. Bonaventure				1	5		

Non-Div. I Games:

La Salle

Average RPI Win:	217	WON-LOST RECORD	WINNING PCT. RANK	LAST 10 GAMES	STRENGTH OF SCHEDULE	OPP. STRENGTH OF SCHEDULE	TEAM RPI	ADJ RPI	CONF. RPI	ADJ CONF. RPI					
Average RPI Loss:	155														
DIV. I ONLY	3-10-3	.28125	245	3-4-3	192	263	252	.40275	250	27	27				
DIV. I NON-CONF.	2-8-0	.2	257	2-2-0	101	250	238	.41841	238	27	27				
<hr/>															
TOTALS	RPI 1-25	RPI 26-50		W-L RECORDS	RPI 51-100		RPI 101-150		RPI 150+						
3-10-3	0-0-0	0-0-0		OVERALL	0-2-0		1-3-0		2-5-3						
2-3-2	0-0-0	0-0-0		HOME	0-2-0		1-0-0		1-1-2						
1-6-1	0-0-0	0-0-0		AWAY	0-0-0		0-3-0		1-3-1						
0-1-0	0-0-0	0-0-0		NEUTRAL	0-0-0		0-0-0		0-1-0						
<hr/>															
2-8-0	0-0-0	0-0-0		NON-CONFERENCE	0-1-0		1-2-0		1-5-0						
2-2-0	0-0-0	0-0-0		HOME	0-1-0		1-0-0		1-1-0						
0-5-0	0-0-0	0-0-		AWAY	0-0-0		0-2-0		0-3-0						
0-1-0	0-0-0	0-0-0		NEUTRAL	0-0-0		0-0-0		0-1-0						
<hr/>															
1-2-3	0-0-0	0-0-0		CONFERENCE	0-1-0		0-1-0		1-0-3						
0-1-2	0-0-0	0-0-0		HOME	0-1-0		0-0-0		0-0-2						
1-1-1	0-0-0	0-0-0		AWAY	0-0-0		0-1-0		1-0-1						
0-0-0	0-0-0	0-0-0		NEUTRAL	0-0-0		0-0-0		0-0-0						
<hr/>															
RPI	S	Opponent	Score	RPI	S	Opponent	Score	RPI	S	Opponent	Score				
				63 H Oakland				0	3	128 A Drake		1	3		
				80 H Western Mich.				0	4	133 H Eastern Ill.		3	2		
												143 A Kent St.		0	2
												147 A Oral Roberts		1	4
												164 A Northern Iowa		1	2
												180 A Loyola (Ill.)		0	1
												196 A Indiana St.		0	2
												205 H Centenary (La.)		1	1
												216 H Toledo		1	2
												234 H IPFW		2	0
												236 N Northern Ariz.		1	5
												268 H Western Ill.		1	1
												279 A IUPUI		0	0
												285 A Southern Utah		2	1
				<hr/>											
				LAST 10 GAMES											
205 H Centenary (La.)				1	1	234 H IPFW				2	0				
143 A Kent St.				0	2	63 H Oakland				0	3				
147 A Oral Roberts				1	4	236 N Northern Ariz.				1	5				
268 H Western Ill.				1	1	285 A Southern Utah				2	1				
279 A IUPUI				0	0	133 H Eastern Ill.				3	2				

Non-Div. I Games: Northern Colo. 1 2

Valparaiso



Average RPI Win:	276	WON-LOST RECORD	WINNING PCT. RANK	LAST 10 GAMES		STRENGTH OF SCHEDULE	OPP. STRENGTH OF SCHEDULE	TEAM RPI	ADJ RPI	CONF. RPI	ADJ CONF. RPI	
DIV. I ONLY		5-13-2	.3	240	3-6-1	217	246	249	.40124	252	24	25
DIV. I NON-CONF.		1-5-1	.21429	253	0-0-0	137	253	249	.40803	245	24	25
<hr/>												
TOTALS	RPI 1-25	RPI 26-50		W-L RECORDS		RPI 51-100		RPI 101-150		RPI 150+		
5-13-2	0-0-0	0-1-0		OVERALL		0-3-1		0-3-0		5-6-1		
3-4-1	0-0-0	0-0-0		HOME		0-1-1		0-0-0		3-3-0		
2-6-1	0-0-0	0-1-0		AWAY		0-2-0		0-2-0		2-1-1		
0-3-0	0-0-0	0-0-0		NEUTRAL		0-0-0		0-1-0		0-2-0		
1-5-1	0-0-0	0-1-0		NON-CONFERENCE		0-0-0		0-3-0		1-1-1		
1-0-0	0-0-0	0-0-0		HOME		0-0-0		0-0-0		1-0-0		
0-3-1	0-0-0	0-0-		AWAY		0-0-0		0-2-0		0-0-1		
0-2-0	0-0-0	0-0-0		NEUTRAL		0-0-0		0-1-0		0-1-0		
4-8-1	0-0-0	0-0-0		CONFERENCE		0-3-1		0-0-0		4-5-0		
2-4-1	0-0-0	0-0-0		HOME		0-1-1		0-0-0		2-3-0		
2-3-0	0-0-0	0-0-0		AWAY		0-2-0		0-0-0		2-1-0		
0-1-0	0-0-0	0-0-0		NEUTRAL		0-0-0		0-0-0		0-1-0		
RPI	S	Opponent	Score	RPI	S	Opponent	Score	RPI	S	Opponent	Score	
				40	A	Oklahoma St.	0 8	90	A	Stephen F. Austin	1 2	
								90	H	Stephen F. Austin	0 4	
								92	A	Southeastern La.	0 4	
								92	H	Southeastern La.	2 2	
										115	N Loyola (Md.)	0 5
										136	A LSU	0 7
										147	A Oral Roberts	0 2
										197	A Texas St.	0 2
										197	H Texas St.	1 2
										197	N Texas St.	0 3
										212	H Northwestern St.	0 1
										214	H La.-Monroe	1 2
										232	A La.-Lafayette	0 0
										238	N Birmingham-So.	2 3
										272	A Sam Houston St.	3 1
										272	H Sam Houston St.	3 0
										273	A Nicholls St.	2 1
										273	H Nicholls St.	3 2
										288	H Prairie View	7 2
				LAST 10 GAMES								
				197	N	Texas St.	0 3	92	H	Southeastern La.	2 2	
				90	H	Stephen F. Austin	0 4	214	H	La.-Monroe	1 2	
				197	A	Texas St.	0 2	212	H	Northwestern St.	0 1	
				272	A	Sam Houston St.	3 1	273	A	Nicholls St.	2 1	
				273	H	Nicholls St.	3 2	92	A	Southeastern La.	0 4	

**Non-Div. I Games:**

McNeese St.

Average RPI Win:	204	WON-LOST RECORD	WINNING PCT. RANK	LAST 10 GAMES	STRENGTH OF SCHEDULE	OPP. STRENGTH OF SCHEDULE	TEAM RPI	ADJ RPI	CONF. RPI	ADJ CONF. RPI							
Average RPI Loss:	177																
DIV. I ONLY	5-13-1	.28947	241	3-6-1	212	240	251	.4003	253	19	19						
DIV. I NON-CONF.	2-6-0	.25	245	0-0-0	202	267	263	.39106	261	19	17						
<hr/>																	
TOTALS	RPI 1-25	RPI 26-50		W-L RECORDS		RPI 51-100		RPI 101-150		RPI 150+							
5-13-1	0-0-0	0-0-0		OVERALL		1-1-1		1-2-0		3-10-0							
3-4-1	0-0-0	0-0-0		HOME		1-0-1		1-2-0		1-2-0							
2-9-0	0-0-0	0-0-0		AWAY		0-1-0		0-0-0		2-8-0							
0-0-0	0-0-0	0-0-0		NEUTRAL		0-0-0		0-0-0		0-0-0							
<hr/>																	
2-6-0	0-0-0	0-0-0		NON-CONFERENCE		0-1-0		0-1-0		2-4-0							
0-2-0	0-0-0	0-0-0		HOME		0-0-0		0-1-0		0-1-0							
2-4-0	0-0-0	0-0-		AWAY		0-1-0		0-0-0		2-3-0							
0-0-0	0-0-0	0-0-0		NEUTRAL		0-0-0		0-0-0		0-0-0							
<hr/>																	
3-7-1	0-0-0	0-0-0		CONFERENCE		1-0-1		1-1-0		1-6-0							
3-2-1	0-0-0	0-0-0		HOME		1-0-1		1-1-0		1-1-0							
0-5-0	0-0-0	0-0-0		AWAY		0-0-0		0-0-0		0-5-0							
0-0-0	0-0-0	0-0-0		NEUTRAL		0-0-0		0-0-0		0-0-0							
<hr/>																	
RPI S	Opponent	Score	RPI S	Opponent	Score	RPI S	Opponent	Score	RPI S	Opponent	Score						
						70 H Dayton	1	1	120 H Cornell	0	4						
						79 A Maine	0	5	125 H George Washington	3	1						
						83 H Richmond	2	1	127 H Xavier	1	6						
									151 A Binghamton	0	1						
									152 H Fordham	0	1						
									155 A Rhode Island	0	3						
									166 A Northeastern	1	4						
									172 A St. Joseph's	2	3						
									208 H Rider	1	3						
									231 A St. Francis (Pa.)	1	2						
						235 A Massachusetts	1	2									
						246 A Duquesne	1	3									
						249 H La Salle	5	1									
						262 A Temple	0	1									
						270 A Manhattan	1	0									
						291 A St. Peter's	2	0									
												LAST 10 GAMES					
												70 H Dayton	1	1	172 A St. Joseph's	2	3
												127 H Xavier	1	6	83 H Richmond	2	1
												155 A Rhode Island	0	3	125 H George Washington	3	1
235 A Massachusetts	1	2	152 H Fordham	0	1												
262 A Temple	0	1	249 H La Salle	5	1												

Non-Div. I Games:

St. Bonaventure

Average RPI Win:		246	WON-LOST RECORD		WINNING PCT. RANK	LAST 10 GAMES	STRENGTH OF SCHEDULE		OPP. STRENGTH OF SCHEDULE	TEAM RPI	ADJ RPI	CONF. RPI	ADJ CONF. RPI				
Average RPI Loss:		116															
DIV. I ONLY			2-16-0		.11111	281	1-9-0		99	138	255	.39982	254	21	21		
DIV. I NON-CONF.			1-9-0		.1	276	0-2-0		59	89	223	.43176	223	17	19		
TOTALS		RPI 1-25		RPI 26-50		W-L RECORDS		RPI 51-100		RPI 101-150		RPI 150+					
2-16-0		0-4-0		0-1-0		OVERALL		0-2-0		0-3-0		2-6-0					
2-8-0		0-3-0		0-0-0		HOME		0-1-0		0-2-0		2-2-0					
0-7-0		0-1-0		0-0-0		AWAY		0-1-0		0-1-0		0-4-0					
0-1-0		0-0-0		0-1-0		NEUTRAL		0-0-0		0-0-0		0-0-0					
1-9-0		0-4-0		0-1-0		NON-CONFERENCE		0-1-0		0-1-0		1-2-0					
1-5-0		0-3-0		0-0-0		HOME		0-1-0		0-1-0		1-0-0					
0-3-0		0-1-0		0-0-		AWAY		0-0-0		0-0-0		0-2-0					
0-1-0		0-0-0		0-1-0		NEUTRAL		0-0-0		0-0-0		0-0-0					
1-7-0		0-0-0		0-0-0		CONFERENCE		0-1-0		0-2-0		1-4-0					
1-3-0		0-0-0		0-0-0		HOME		0-0-0		0-1-0		1-2-0					
0-4-0		0-0-0		0-0-0		AWAY		0-1-0		0-1-0		0-2-0					
0-0-0		0-0-0		0-0-0		NEUTRAL		0-0-0		0-0-0		0-0-0					
RPI	S	Opponent		Score		RPI	S	Opponent		Score		RPI	S	Opponent		Score	
10	H	Santa Clara		1	9	32	N	Denver		1	2	57	A	Southern Methodist		0	4
14	H	Portland		0	4							87	H	St. Mary's (Cal.)		1	2
22	A	Colorado		0	3												
25	H	Pepperdine		0	7												

Non-Div. I Games:

San Jose St.

Average RPI Win:	255	WON-LOST	WINNING	LAST 10	STRENGTH OF	OPP. STRENGTH	TEAM	ADJ	CONF.	ADJ CONF.	
Average RPI Loss:	179	RECORD	PCT. RANK	GAMES	SCHEDULE	OF SCHEDULE	RPI	RPI	RPI	RPI	
DIV. I ONLY	6-11-1	.36111	224	4-6-0	248	277	250	.39968	255	28	28
DIV. I NON-CONF.	3-7-0	.3	235	1-2-0	225	260	260	.39412	258	29	29
TOTALS	RPI 1-25	RPI 26-50	W-L RECORDS	RPI 51-100	RPI 101-150	RPI 150+					
6-11-1	0-0-0	0-0-0	OVERALL	0-1-0	0-3-0	6-7-1					
3-4-0	0-0-0	0-0-0	HOME	0-0-0	0-1-0	3-3-0					
3-6-1	0-0-0	0-0-0	AWAY	0-1-0	0-2-0	3-3-1					
0-1-0	0-0-0	0-0-0	NEUTRAL	0-0-0	0-0-0	0-1-0					
3-7-0	0-0-0	0-0-0	NON-CONFERENCE	0-1-0	0-3-0	3-3-0					
2-2-0	0-0-0	0-0-0	HOME	0-0-0	0-1-0	2-1-0					
1-5-0	0-0-0	0-0-	AWAY	0-1-0	0-2-0	1-2-0					
0-0-0	0-0-0	0-0-0	NEUTRAL	0-0-0	0-0-0	0-0-0					
3-4-1	0-0-0	0-0-0	CONFERENCE	0-0-0	0-0-0	3-4-1					
1-2-0	0-0-0	0-0-0	HOME	0-0-0	0-0-0	1-2-0					
2-1-1	0-0-0	0-0-0	AWAY	0-0-0	0-0-0	2-1-1					
0-1-0	0-0-0	0-0-0	NEUTRAL	0-0-0	0-0-0	0-1-0					
RPI	S	Opponent	Score	RPI	S	Opponent	Score	RPI	S	Opponent	Score
			</								

Non-Div. I Games: North Greenville 9 0 Rollins 0 3

Winthrop

Average RPI Win: 254		WON-LOST RECORD	WINNING PCT. RANK	LAST 10 GAMES	STRENGTH OF SCHEDULE	OPP. STRENGTH OF SCHEDULE	TEAM RPI	ADJ RPI	CONF. RPI	ADJ CONF. RPI						
Average RPI Loss: 122																
DIV. I ONLY		3-15-0	.16667 274	1-9-0	139	204	257	.39865 256	10	10						
DIV. I NON-CONF.		3-6-0	.33333 217	1-1-0	160	275	229	.42552 228	10	10						
<hr/>																
TOTALS		RPI 1-25	RPI 26-50		W-L RECORDS		RPI 51-100		RPI 101-150		RPI 150+					
3-15-0	0-0-0		0-0-0		OVERALL		0-7-0		0-2-0		3-6-0					
3-7-0	0-0-0		0-0-0		HOME		0-3-0		0-1-0		3-3-0					
0-7-0	0-0-0		0-0-0		AWAY		0-4-0		0-1-0		0-2-0					
0-1-0	0-0-0		0-0-0		NEUTRAL		0-0-0		0-0-0		0-1-0					
<hr/>																
3-6-0	0-0-0		0-0-0		NON-CONFERENCE		0-2-0		0-0-0		3-4-0					
3-3-0	0-0-0		0-0-0		HOME		0-1-0		0-0-0		3-2-0					
0-2-0	0-0-0		0-0-		AWAY		0-1-0		0-0-0		0-1-0					
0-1-0	0-0-0		0-0-0		NEUTRAL		0-0-0		0-0-0		0-1-0					
<hr/>																
0-9-0	0-0-0		0-0-0		CONFERENCE		0-5-0		0-2-0		0-2-0					
0-4-0	0-0-0		0-0-0		HOME		0-2-0		0-1-0		0-1-0					
0-5-0	0-0-0		0-0-0		AWAY		0-3-0		0-1-0		0-1-0					
0-0-0	0-0-0		0-0-0		NEUTRAL		0-0-0		0-0-0		0-0-0					
<hr/>																
RPI S	Opponent	Score	RPI S	Opponent	Score	RPI S	Opponent	Score	RPI S	Opponent	Score					
						51 A Hofstra	0	3	117 A James Madison	1	3					
						62 A Navy	2	5	148 H UNC Wilmington	1	2					
						68 H William & Mary	0	1	161 H Monmouth	1	2					
						69 H Pennsylvania	1	2	172 A St. Joseph's	1	4					
						78 H Va. Commonwealth	1	3	175 A Towson	0	2					
						81 A George Mason	2	3	181 H Fairleigh Dickinson	1	2					
						94 A Delaware	0	1	189 N Butler	0	3					
									191 H Old Dominion	1	2					
									204 H Long Island	4	3					
									264 H Wagner	3	2					
									293 H Delaware St.	9	0					
						<hr/>										
									LAST 10 GAMES							
			81 A George Mason	2	3	293 H Delaware St.	9	0								
			117 A James Madison	1	3	69 H Pennsylvania	1	2								
			51 A Hofstra	0	3	78 H Va. Commonwealth	1	3								
			68 H William & Mary	0	1	148 H UNC Wilmington	1	2								
			191 H Old Dominion	1	2	94 A Delaware	0	1								

Non-Div. I Games:

Drexel



Average RPI Win:	194	WON-LOST RECORD	WINNING PCT. RANK	LAST 10 GAMES	STRENGTH OF SCHEDULE	OPP. STRENGTH OF SCHEDULE	TEAM RPI	ADJ RPI	CONF. RPI	ADJ CONF. RPI				
DIV. I ONLY		5-9-3	.38235	216	2-5-2	271	248	256	.39847	257	26	26		
DIV. I NON-CONF.		5-5-1	.5	133	2-1-0	250	231	213	.44516	208	26	26		
<hr/>														
TOTALS	RPI 1-25	RPI 26-50		W-L RECORDS		RPI 51-100		RPI 101-150		RPI 150+				
5-9-3	1-1-0	0-0-0		OVERALL		0-2-0		0-1-0		3-5-3				
4-5-2	1-1-0	0-0-0		HOME		0-1-0		0-1-0		2-2-2				
1-4-1	0-0-0	0-0-0		AWAY		0-1-0		0-0-0		1-3-1				
0-0-0	0-0-0	0-0-0		NEUTRAL		0-0-0		0-0-0		0-0-0				
<hr/>														
5-5-1	1-1-0	0-0-0		NON-CONFERENCE		0-2-0		0-1-0		3-1-1				
3-3-1	1-1-0	0-0-0		HOME		0-1-0		0-1-0		2-0-1				
1-2-0	0-0-0	0-0-		AWAY		0-1-0		0-0-0		1-1-0				
0-0-0	0-0-0	0-0-0		NEUTRAL		0-0-0		0-0-0		0-0-0				
<hr/>														
0-4-2	0-0-0	0-0-0		CONFERENCE		0-0-0		0-0-0		0-4-2				
0-2-1	0-0-0	0-0-0		HOME		0-0-0		0-0-0		0-2-1				
0-2-1	0-0-0	0-0-0		AWAY		0-0-0		0-0-0		0-2-1				
0-0-0	0-0-0	0-0-0		NEUTRAL		0-0-0		0-0-0		0-0-0				
<hr/>														
RPI	S	Opponent	Score		RPI	S	Opponent	Score		RPI	S	Opponent	Score	
23	H	Princeton	1	3						131	H	Oregon	1	3
24	H	Utah	1	0						165	A	Fresno St.	0	2
										178 H Idaho St. 1 2				
										193 A Montana 1 3				
										194 A Portland St. 0 0				
										217 H Cal St. Northridge 1 1				
										226 H Weber St. 0 0				
										230 H San Francisco 4 2				
										236 H Northern Ariz. 1 2				
										254 H San Jose St. 3 1				
										266 A Nevada 2 1				
										274 A Eastern Wash. 1 2				

Non-Div. I Games: Utah Valley 4 3 UC Davis 3 1

Sacramento St.

Average RPI Win: 214		WON-LOST	WINNING	LAST 10	STRENGTH OF		OPP. STRENGTH	TEAM	ADJ	CONF.	ADJ CONF.
Average RPI Loss: 139		RECORD	PCT. RANK	GAMES	SCHEDULE		OF SCHEDULE	RPI	RPI	RPI	RPI
DIV. I ONLY		2-15-1	.13889	276	2-8-0		123	194	258	.39259	258
DIV. I NON-CONF.		0-5-1	.08333	278	0-1-0		68	172	242	.41687	240
TOTALS		RPI 1-25	RPI 26-50		W-L RECORDS		RPI 51-100		RPI 101-150		RPI 150+
2-15-1	0-0-0	0-1-0		OVERALL		0-3-0		0-4-0		2-7-1	
0-7-1	0-0-0	0-0-0		HOME		0-0-0		0-2-0		0-5-1	
2-7-0	0-0-0	0-1-0		AWAY		0-3-0		0-1-0		2-2-0	
0-1-0	0-0-0	0-0-0		NEUTRAL		0-0-0		0-1-0		0-0-0	
0-5-1	0-0-0	0-1-0		NON-CONFERENCE		0-2-0		0-2-0		0-0-1	
0-1-1	0-0-0	0-0-0		HOME		0-0-0		0-1-0		0-0-1	
0-3-0	0-0-0	0-0-		AWAY		0-2-0		0-0-0		0-0-0	
0-1-0	0-0-0	0-0-0		NEUTRAL		0-0-0		0-1-0		0-0-0	
2-10-0	0-0-0	0-0-0		CONFERENCE		0-1-0		0-2-0		2-7-0	
0-6-0	0-0-0	0-0-0		HOME		0-0-0		0-1-0		0-5-0	
2-4-0	0-0-0	0-0-0		AWAY		0-1-0		0-1-0		2-2-0	
0-0-0	0-0-0	0-0-0		NEUTRAL		0-0-0		0-0-0		0-0-0	
RPI S	Opponent	Score	RPI S	Opponent	Score	RPI S	Opponent	Score	RPI S	Opponent	Score
			33 A	Purdue	0 3	70 A	Dayton	0 3	124 H	Ball St.	0 1
						80 A	Western Mich.	1 3	128 N	Drake	0 1
						91 A	Indiana	0 4	143 A	Kent St.	0 1
									144 H	Virginia Tech	0 3
									158 A	Eastern Mich.	0 1
									159 H	Buffalo	1 3
									163 A	Central Mich.	3 2
									169 A	Ohio	1 4
									179 H	Bowling Green	3 4
									195 H	Miami (Ohio)	0 2
									199 H	Akron	0 1
									216 H	Toledo	0 1
									227 H	Wright St.	0 0
									265 A	Northern Ill.	3 0
LAST 10 GAMES											
			179 H	Bowling Green	3 4	158 A	Eastern Mich.	0 1			
			216 H	Toledo	0 1	91 A	Indiana	0 4			
			195 H	Miami (Ohio)	0 2	159 H	Buffalo	1 3			
			124 H	Ball St.	0 1	80 A	Western Mich.	1 3			
			163 A	Central Mich.	3 2	265 A	Northern Ill.	3 0			

Non-Div. I Games:

Marshall

Average RPI Win:	274	WON-LOST RECORD	WINNING PCT. RANK	LAST 10 GAMES	STRENGTH OF SCHEDULE	OPP. STRENGTH OF SCHEDULE	TEAM RPI	ADJ RPI	CONF. RPI	ADJ CONF. RPI								
Average RPI Loss:	149																	
DIV. I ONLY	3-13-1	.20588	268	1-7-0	188	250	262	.38803	259	22	22							
DIV. I NON-CONF.	2-6-1	.27778	241	0-2-0	186	243	251	.40735	247	23	23							
<hr/>																		
TOTALS	RPI 1-25	RPI 26-50		W-L RECORDS	RPI 51-100		RPI 101-150		RPI 150+									
3-13-1	0-0-0	0-0-0		OVERALL	0-2-0		0-6-0		3-5-1									
3-4-0	0-0-0	0-0-0		HOME	0-0-0		0-2-0		3-2-0									
0-8-1	0-0-0	0-0-0		AWAY	0-1-0		0-4-0		0-3-1									
0-1-0	0-0-0	0-0-0		NEUTRAL	0-1-0		0-0-0		0-0-0									
<hr/>																		
2-6-1	0-0-0	0-0-0		NON-CONFERENCE	0-1-0		0-3-0		2-2-1									
2-2-0	0-0-0	0-0-0		HOME	0-0-0		0-2-0		2-0-0									
0-3-1	0-0-0	0-0-		AWAY	0-0-0		0-1-0		0-2-1									
0-1-0	0-0-0	0-0-0		NEUTRAL	0-1-0		0-0-0		0-0-0									
<hr/>																		
1-7-0	0-0-0	0-0-0		CONFERENCE	0-1-0		0-3-0		1-3-0									
1-2-0	0-0-0	0-0-0		HOME	0-0-0		0-0-0		1-2-0									
0-5-0	0-0-0	0-0-0		AWAY	0-1-0		0-3-0		0-1-0									
0-0-0	0-0-0	0-0-0		NEUTRAL	0-0-0		0-0-0		0-0-0									
<hr/>																		
RPI S	Opponent	Score	RPI S	Opponent	Score	RPI S	Opponent	Score	RPI S	Opponent	Score							
						92 N	Southeastern La.	1	2	109 A	Western Ky.	0	5					
						98 A	Samford	0	4	110 A	Southeast Mo. St.	0	5					
												113 H	Middle Tenn.	0	4			
												133 A	Eastern Ill.	0	4			
												141 H	East Tenn. St.	0	2			
												150 A	Jacksonville St.	0	1			
												177 H	Tenn.-Martin	1	2			
												185 A	South Ala.	0	1			
												196 A	Indiana St.	0	2			
												210 A	Tennessee Tech	1	2			
												228 H	Murray St.	2	3			
												263 H	Alabama A&M	3	1			
												267 A	Belmont	1	1			
												278 H	Morehead St.	2	1			
												282 H	Mississippi Val.	2	0			
						<hr/>												
									LAST 10 GAMES									
									133 A Eastern Ill.			0	4	278 H Morehead St.			2	1
									177 H Tenn.-Martin			1	2	113 H Middle Tenn.			0	4
									228 H Murray St.			2	3	109 A Western Ky.			0	5
			98 A Samford			0	4	210 A Tennessee Tech			1	2						
			150 A Jacksonville St.			0	1	110 A Southeast Mo. St.			0	5						

Non-Div. I Games: Campbellsville 9 0 Brescia 3 2

Austin Peay

## Holy Cross

## Through Games Of 2003 FINAL

Average RPI Win: 223		WON-LOST	WINNING	LAST 10	STRENGTH OF	OPP. STRENGTH	TEAM	ADJ	CONF.	ADJ CONF.										
Average RPI Loss: 145		RECORD	PCT. RANK	GAMES	SCHEDULE	OF SCHEDULE	RPI	RPI	RPI	RPI										
DIV. I ONLY		1-14-1	.09375	287	0-9-1	94	217	260	.38506	260	20	20								
DIV. I NON-CONF.		1-8-0	.11111	275	0-3-0	99	195	248	.40497	250	21	21								
<hr/>																				
TOTALS		RPI 1-25	RPI 26-50		W-L RECORDS		RPI 51-100		RPI 101-150		RPI 150+									
1-14-1	0-1-0	0-0-0		OVERALL		0-3-0		0-3-0		1-7-1										
0-6-1	0-0-0	0-0-0		HOME		0-3-0		0-1-0		0-2-1										
1-8-0	0-1-0	0-0-0		AWAY		0-0-0		0-2-0		1-5-0										
0-0-0	0-0-0	0-0-0		NEUTRAL		0-0-0		0-0-0		0-0-0										
<hr/>																				
1-8-0	0-1-0	0-0-0		NON-CONFERENCE		0-2-0		0-1-0		1-4-0										
0-4-0	0-0-0	0-0-0		HOME		0-2-0		0-1-0		0-1-0										
1-4-0	0-1-0	0-0-		AWAY		0-0-0		0-0-0		1-3-0										
0-0-0	0-0-0	0-0-0		NEUTRAL		0-0-0		0-0-0		0-0-0										
<hr/>																				
0-6-1	0-0-0	0-0-0		CONFERENCE		0-1-0		0-2-0		0-3-1										
0-2-1	0-0-0	0-0-0		HOME		0-1-0		0-0-0		0-1-1										
0-4-0	0-0-0	0-0-0		AWAY		0-0-0		0-2-0		0-2-0										
0-0-0	0-0-0	0-0-0		NEUTRAL		0-0-0		0-0-0		0-0-0										
<hr/>																				
RPI	S	Opponent	Score		RPI	S	Opponent	Score		RPI	S	Opponent	Score							
21	A	Boston College	1	10					55	H	Harvard	0	6	130	H	Providence	0	1		
								62	H	Navy	1	3	134	A	American	1	4			
								65	H	Brown	0	2	139	A	Colgate	0	5			
																157	H	New Hampshire	1	3
																166	A	Northeastern	0	4
																206	H	Bucknell	1	1
																207	A	Lehigh	0	1
																209	A	Army	0	1
																218	A	Fairfield	0	3
																222	A	Siena	1	2
																223	A	Quinnipiac	2	1
																244	H	Lafayette	1	2
<hr/>																				
LAST 10 GAMES																				
207	A	Lehigh	0	1	244	H	Lafayette	1	2											
62	H	Navy	1	3	222	A	Siena	1	2											
206	H	Bucknell	1	1	134	A	American	1	4											
55	H	Harvard	0	6	166	A	Northeastern	0	4											
139	A	Colgate	0	5	209	A	Army	0	1											

Non-Div. I Games:

Holy Cross

Average RPI Win: 264		WON-LOST	WINNING	LAST 10	STRENGTH OF		OPP. STRENGTH	TEAM	ADJ		CONF.	ADJ CONF.
Average RPI Loss: 177		RECORD	PCT. RANK	GAMES	SCHEDULE		OF SCHEDULE	RPI	RPI		RPI	RPI
DIV. I ONLY		4-12-1	.26471	251	4-5-1		213	278	259		.38419	261
DIV. I NON-CONF.		1-7-0	.125	273	1-0-0		75	217	240		.4166	241
TOTALS		RPI 1-25	RPI 26-50		W-L RECORDS		RPI 51-100		RPI 101-150		RPI 150+	
4-12-1		0-0-0	0-1-0		OVERALL		0-1-0		0-1-1		4-9-0	
3-4-0		0-0-0	0-0-0		HOME		0-1-0		0-0-0		3-3-0	
1-8-1		0-0-0	0-1-0		AWAY		0-0-0		0-1-1		1-6-0	
0-0-0		0-0-0	0-0-0		NEUTRAL		0-0-0		0-0-0		0-0-0	
1-7-0		0-0-0	0-1-0		NON-CONFERENCE		0-1-0		0-1-0		1-4-0	
0-3-0		0-0-0	0-0-0		HOME		0-1-0		0-0-0		0-2-0	
1-4-0		0-0-0	0-0-		AWAY		0-0-0		0-1-0		1-2-0	
0-0-0		0-0-0	0-0-0		NEUTRAL		0-0-0		0-0-0		0-0-0	
3-5-1		0-0-0	0-0-0		CONFERENCE		0-0-0		0-0-1		3-5-0	
3-1-0		0-0-0	0-0-0		HOME		0-0-0		0-0-0		3-1-0	
0-4-1		0-0-0	0-0-0		AWAY		0-0-0		0-0-1		0-4-0	
0-0-0		0-0-0	0-0-0		NEUTRAL		0-0-0		0-0-0		0-0-0	
RPI S	Opponent	Score	RPI S	Opponent	Score	RPI S	Opponent	Score	RPI S	Opponent	Score	
			37 A	Central Conn. St.	1 2	51 H	Hofstra	0 3	115 A	Loyola (Md.)	0 0	
									130 A	Providence	1 3	
									152 H	Fordham	2 3	
									182 H	Vermont	1 2	
									204 A	Long Island	0 2	
									206 A	Bucknell	2 3	
									208 A	Rider	1 2	
									209 A	Army	1 0	
									218 A	Fairfield	0 2	
									222 A	Siena	0 2	
									233 H	Niagara	2 5	
									270 H	Manhattan	1 0	
									283 A	Iona	0 1	
									287 H	Canisius	2 1	
									291 H	St. Peter's	2 1	
LAST 10 GAMES												
			270 H	Manhattan	1 0	287 H	Canisius	2 1				
			291 H	St. Peter's	2 1	233 H	Niagara	2 5				
			218 A	Fairfield	0 2	115 A	Loyola (Md.)	0 0				
			283 A	Iona	0 1	208 A	Rider	1 2				
			222 A	Siena	0 2	209 A	Army	1 0				

Non-Div. I Games:

Marist

Average RPI Win:	251	WON-LOST	WINNING	LAST 10	STRENGTH OF	OPP. STRENGTH	TEAM	ADJ	CONF.	ADJ CONF.		
Average RPI Loss:	158	RECORD	PCT. RANK	GAMES	SCHEDULE	OF SCHEDULE	RPI	RPI	RPI	RPI		
DIV. I ONLY		4-14-1	.23684	257	2-8-0	219	233	261	.38364	262	19	19
DIV. I NON-CONF.		2-5-1	.3125	228	0-0-0	209	256	250	.40289	252	19	17
<hr/>												
TOTALS	RPI 1-25	RPI 26-50		W-L RECORDS		RPI 51-100		RPI 101-150		RPI 150+		
4-14-1	0-0-0	0-1-0		OVERALL		0-2-0		0-3-0		4-8-1		
3-5-1	0-0-0	0-0-0		HOME		0-0-0		0-0-0		3-5-1		
0-9-0	0-0-0	0-1-0		AWAY		0-2-0		0-3-0		0-3-0		
1-0-0	0-0-0	0-0-0		NEUTRAL		0-0-0		0-0-0		1-0-0		
<hr/>												
2-5-1	0-0-0	0-1-0		NON-CONFERENCE		0-0-0		0-1-0		2-3-1		
1-2-1	0-0-0	0-0-0		HOME		0-0-0		0-0-0		1-2-1		
0-3-0	0-0-0	0-0-		AWAY		0-0-0		0-1-0		0-1-0		
1-0-0	0-0-0	0-0-0		NEUTRAL		0-0-0		0-0-0		1-0-0		
<hr/>												
2-9-0	0-0-0	0-0-0		CONFERENCE		0-2-0		0-2-0		2-5-0		
2-3-0	0-0-0	0-0-0		HOME		0-0-0		0-0-0		2-3-0		
0-6-0	0-0-0	0-0-0		AWAY		0-2-0		0-2-0		0-2-0		
0-0-0	0-0-0	0-0-0		NEUTRAL		0-0-0		0-0-0		0-0-0		
<hr/>												
RPI S	Opponent	Score	RPI S	Opponent	Score	RPI S	Opponent	Score	RPI S	Opponent	Score	
			50 A	North Carolina St.	0 5	70 A	Dayton	0 6	125 A	George Washington	0 2	
						83 A	Richmond	0 2	127 A	Xavier	0 5	
									145 A	Col. of Charleston	1 4	
									152 A	Fordham	0 7	
									155 H	Rhode Island	1 3	
									172 H	St. Joseph's	0 2	
									207 H	Lehigh	0 3	
									213 A	Stony Brook	0 5	
									222 H	Siena	1 2	
									231 H	St. Francis (Pa.)	2 1	
									233 H	Niagara	1 1	
									235 H	Massachusetts	2 1	
									246 H	Duquesne	1 2	
									249 A	La Salle	0 4	
									253 H	St. Bonaventure	1 0	
									283 N	Iona	2 0	
<hr/>												
LAST 10 GAMES												
			235 H	Massachusetts	2 1	253 H	St. Bonaventure	1 0				
			155 H	Rhode Island	1 3	249 A	La Salle	0 4				
			83 A	Richmond	0 2	152 A	Fordham	0 7				
			125 A	George Washington	0 2	127 A	Xavier	0 5				
			246 H	Duquesne	1 2	172 H	St. Joseph's	0 2				

Non-Div. I Games:

Temple

Average RPI Win:		285	WON-LOST RECORD		WINNING PCT. RANK		LAST 10 GAMES		STRENGTH OF SCHEDULE		OPP. STRENGTH OF SCHEDULE		TEAM RPI		ADJ RPI		CONF. RPI		ADJ CONF. RPI	
DIV. I ONLY			7-10-1		.41667 197		6-1-0		279		286		263		.38316 263		30		30	
DIV. I NON-CONF.			7-10-1		.41667 179		6-1-0		280		289		270		.37157 272		31		31	
TOTALS		RPI 1-25		RPI 26-50		W-L RECORDS		RPI 51-100		RPI 101-150		RPI 150+								
7-10-1		0-0-0		0-0-0		OVERALL		0-2-0		0-1-0		7-7-1								
5-3-0		0-0-0		0-0-0		HOME		0-1-0		0-0-0		5-2-0								
2-4-1		0-0-0		0-0-0		AWAY		0-0-0		0-0-0		2-4-0								
0-3-1		0-0-0		0-0-0		NEUTRAL		0-1-0		0-1-0		0-1-1								
7-10-1		0-0-0		0-0-0		NON-CONFERENCE		0-2-0		0-1-0		6-7-1								
5-3-0		0-0-0		0-0-0		HOME		0-1-0		0-0-0		5-2-0								
1-4-0		0-0-0		0-0-		AWAY		0-0-0		0-0-0		1-4-0								
0-3-1		0-0-0		0-0-0		NEUTRAL		0-1-0		0-1-0		0-1-1								
1-0-0		0-0-0		0-0-0		CONFERENCE		0-0-0		0-0-0		1-0-0								
0-0-0		0-0-0		0-0-0		HOME		0-0-0		0-0-0		0-0-0								
1-0-0		0-0-0		0-0-0		AWAY		0-0-0		0-0-0		1-0-0								
0-0-0		0-0-0		0-0-0		NEUTRAL		0-0-0		0-0-0		0-0-0								
RPI	S	Opponent		Score		RPI	S	Opponent		Score		RPI	S	Opponent		Score				
								88	N	Georgia St.	0 1	150	N	Jacksonville St.	0 2					
								95	H	Chattanooga	0 6	185	A	South Ala.	0 2					
												200	N	Western Caro.	0 0					
												201	A	Memphis	1 5					
												205	A	Centenary (La.)	0 2					
												210	H	Tennessee Tech	0 4					
												214	N	La.-Monroe	1 3					
												220	H	Arkansas St.	0 2					
												259	A	Austin Peay	1 3					
												280	A	Grambling	6 1					
												280	H	Grambling	2 0					
												282	H	Mississippi Val.	4 1					
												286	A	Jackson St.	6 3					
												288	H	Prairie View	7 0					
												289	H	VMI	1 0					
												292	H	Southern U.	4 0					
				LAST 10 GAMES																
				280	H	Grambling	2 0	282	H	Mississippi Val.	4 1									
				288	H	Prairie View	7 0	201	A	Memphis	1 5									
				292	H	Southern U.	4 0	286	A	Jackson St.	6 3									
				289	H	VMI	1 0	205	A	Centenary (La.)	0 2									
				280	A	Grambling	6 1	210	H	Tennessee Tech	0 4									
Non-Div. I Games:		Texas Southern		7	1	North Ala.		0	1	Ala.-Huntsville		1	2	Alcorn St.		8	1			
																Alabama A&M				

Average RPI Win: 267		WON-LOST	WINNING	LAST 10	STRENGTH OF		OPP. STRENGTH	TEAM	ADJ	CONF.	ADJ CONF.			
Average RPI Loss: 168		RECORD	PCT. RANK	GAMES	SCHEDULE		OF SCHEDULE	RPI	RPI	RPI	RPI			
DIV. I ONLY		7-10-1	.41667	197	3-7-0		285	270	264	.38062	264	23	23	
DIV. I NON-CONF.		5-3-1	.61111	90	1-0-0		291	284	266	.38683	265	25	24	
<hr/>														
TOTALS		RPI 1-25	RPI 26-50		W-L RECORDS		RPI 51-100		RPI 101-150		RPI 150+			
7-10-1	0-1-0	0-1-0		OVERALL		0-1-0		0-0-0		7-7-1				
4-4-1	0-0-0	0-0-0		HOME		0-1-0		0-0-0		4-3-1				
3-6-0	0-1-0	0-1-0		AWAY		0-0-0		0-0-0		3-4-0				
0-0-0	0-0-0	0-0-0		NEUTRAL		0-0-0		0-0-0		0-0-0				
<hr/>														
5-3-1	0-1-0	0-0-0		NON-CONFERENCE		0-0-0		0-0-0		5-2-1				
3-0-1	0-0-0	0-0-0		HOME		0-0-0		0-0-0		3-0-1				
2-3-0	0-1-0	0-0-		AWAY		0-0-0		0-0-0		2-2-0				
0-0-0	0-0-0	0-0-0		NEUTRAL		0-0-0		0-0-0		0-0-0				
<hr/>														
2-7-0	0-0-0	0-1-0		CONFERENCE		0-1-0		0-0-0		2-5-0				
1-4-0	0-0-0	0-0-0		HOME		0-1-0		0-0-0		1-3-0				
1-3-0	0-0-0	0-1-0		AWAY		0-0-0		0-0-0		1-2-0				
0-0-0	0-0-0	0-0-0		NEUTRAL		0-0-0		0-0-0		0-0-0				
<hr/>														
RPI	S	Opponent	Score		RPI	S	Opponent	Score		RPI	S	Opponent	Score	
21	A	Boston College	0	10	37	A	Central Conn. St.	0	3	99	H	Sacred Heart	0	3
										161	H	Monmouth	0	2
										181	A	Fairleigh Dickinson	3	2
										204	H	Long Island	1	3
										218	A	Fairfield	0	7
										223	A	Quinnipiac	0	2
										229	A	Mt. St. Mary's	0	4
										231	H	St. Francis (Pa.)	0	1
										244	H	Lafayette	1	1
										256	A	Drexel	2	3
										270	A	Manhattan	3	2
										276	H	Howard	4	3
										277	H	Robert Morris	1	0
										280	H	Albany (N.Y.)	1	0
										291	H	St. Peter's	4	0
293	A	Delaware St.	17	1										
<hr/>														
LAST 10 GAMES														
181 A Fairleigh Dickinson					3	2	223 A Quinnipiac					0	2	
99 H Sacred Heart					0	3	37 A Central Conn. St.					0	3	
161 H Monmouth					0	2	277 H Robert Morris					1	0	
204 H Long Island					1	3	231 H St. Francis (Pa.)					0	1	
291 H St. Peter's					4	0	229 A Mt. St. Mary's					0	4	

Non-Div. I Games:

Wagner



Average RPI Win:	214	WON-LOST RECORD	WINNING PCT. RANK	LAST 10 GAMES	STRENGTH OF SCHEDULE	OPP. STRENGTH OF SCHEDULE	TEAM RPI	ADJ RPI	CONF. RPI	ADJ CONF. RPI		
DIV. I ONLY		3-15-1	.18421	271	2-8-0	215	170	265	.38007	265	18	18
DIV. I NON-CONF.		2-5-0	.28571	239	1-2-0	229	155	253	.40546	248	20	18
<hr/>												
TOTALS	RPI 1-25	RPI 26-50		W-L RECORDS		RPI 51-100		RPI 101-150		RPI 150+		
3-15-1	0-0-0	0-0-0		OVERALL		0-3-0		1-3-0		2-9-1		
3-6-1	0-0-0	0-0-0		HOME		0-1-0		1-0-0		2-5-1		
0-8-0	0-0-0	0-0-0		AWAY		0-2-0		0-2-0		0-4-0		
0-1-0	0-0-0	0-0-0		NEUTRAL		0-0-0		0-1-0		0-0-0		
<hr/>												
2-5-0	0-0-0	0-0-0		NON-CONFERENCE		0-2-0		1-1-0		1-2-0		
2-2-0	0-0-0	0-0-0		HOME		0-1-0		1-0-0		1-1-0		
0-2-0	0-0-0	0-0-		AWAY		0-1-0		0-0-0		0-1-0		
0-1-0	0-0-0	0-0-0		NEUTRAL		0-0-0		0-1-0		0-0-0		
<hr/>												
1-10-1	0-0-0	0-0-0		CONFERENCE		0-1-0		0-2-0		1-7-1		
1-4-1	0-0-0	0-0-0		HOME		0-0-0		0-0-0		1-4-1		
0-6-0	0-0-0	0-0-0		AWAY		0-1-0		0-2-0		0-3-0		
0-0-0	0-0-0	0-0-0		NEUTRAL		0-0-0		0-0-0		0-0-0		
<hr/>												
RPI	S	Opponent	Score	RPI	S	Opponent	Score	RPI	S	Opponent	Score	
				74 H Wisconsin 1 3				124 A Ball St. 1 2				
				80 A Western Mich. 0 1				138 N Colorado Col. 0 3				
				93 A Illinois St. 0 2				142 H Creighton 1 0				
								143 A Kent St. 0 3				
								158 H Eastern Mich. 1 2				
								159 A Buffalo 0 4				
								160 A Air Force 2 4				
								163 H Central Mich. 0 2				
								169 H Ohio 1 1				
								179 H Bowling Green 3 4				
								192 H Wis.-Green Bay 2 3				
								195 A Miami (Ohio) 1 5				
								199 A Akron 0 3				
								216 H Toledo 2 1				
								258 H Marshall 0 3				
				285 H Southern Utah 1 0								
<hr/>												
LAST 10 GAMES												
192 H Wis.-Green Bay 2 3				179 H Bowling Green 3 4								
158 H Eastern Mich. 1 2				216 H Toledo 2 1								
163 H Central Mich. 0 2				143 A Kent St. 0 3								
80 A Western Mich. 0 1				199 A Akron 0 3								
285 H Southern Utah 1 0				93 A Illinois St. 0 2								

Non-Div. I Games:

Northern Ill.

Average RPI Win: 227		WON-LOST	WINNING	LAST 10	STRENGTH OF		OPP. STRENGTH	TEAM	ADJ	CONF.	ADJ CONF.
Average RPI Loss: 155		RECORD	PCT. RANK	GAMES	SCHEDULE		OF SCHEDULE	RPI	RPI	RPI	RPI
DIV. I ONLY		4-14-0	.22222	263	1-8-0		237	268	269	.37253	266
DIV. I NON-CONF.		3-7-0	.3	235	0-1-0		231	286	265	.38611	267
TOTALS		RPI 1-25	RPI 26-50		W-L RECORDS		RPI 51-100		RPI 101-150		RPI 150+
4-14-0	0-0-0	0-1-0		OVERALL		0-1-0		0-5-0		3-7-0	
3-6-0	0-0-0	0-0-0		HOME		0-1-0		0-2-0		2-3-0	
1-8-0	0-0-0	0-1-0		AWAY		0-0-0		0-3-0		1-4-0	
0-0-0	0-0-0	0-0-0		NEUTRAL		0-0-0		0-0-0		0-0-0	
3-7-0	0-0-0	0-1-0		NON-CONFERENCE		0-0-0		0-3-0		2-3-0	
2-2-0	0-0-0	0-0-0		HOME		0-0-0		0-1-0		2-1-0	
0-5-0	0-0-0	0-0-		AWAY		0-0-0		0-2-0		0-2-0	
0-0-0	0-0-0	0-0-0		NEUTRAL		0-0-0		0-0-0		0-0-0	
1-7-0	0-0-0	0-0-0		CONFERENCE		0-1-0		0-2-0		1-4-0	
0-4-0	0-0-0	0-0-0		HOME		0-1-0		0-1-0		0-2-0	
1-3-0	0-0-0	0-0-0		AWAY		0-0-0		0-1-0		1-2-0	
0-0-0	0-0-0	0-0-0		NEUTRAL		0-0-0		0-0-0		0-0-0	
RPI S	Opponent	Score	RPI S	Opponent	Score	RPI S	Opponent	Score	RPI S	Opponent	Score
			30 A	Cal Poly	0 3	57 H	Southern Methodist	0 2	102 A	UC Irvine	0 3
									111 H	Hawaii	1 4
									114 A	Rice	1 3
									121 H	UNLV	0 1
									149 A	Utah St.	0 4
									165 H	Fresno St.	0 3
									168 H	UTEP	2 3
									176 A	San Diego St.	1 3
									221 A	Tulsa	2 1
									225 H	Pacific (Cal.)	2 1
									226 A	Weber St.	0 1
									236 H	Northern Ariz.	2 1
									242 A	Boise St.	0 5
									254 A	San Jose St.	0 2
									257 H	Sacramento St.	1 2
LAST 10 GAMES											
			242 A	Boise St.	0 5	111 H	Hawaii	1 4			
			168 H	UTEP	2 3	165 H	Fresno St.	0 3			
			57 H	Southern Methodist	0 2	254 A	San Jose St.	0 2			
			221 A	Tulsa	2 1	102 A	UC Irvine	0 3			
			114 A	Rice	1 3	176 A	San Diego St.	1 3			

Non-Div. I Games: Utah Valley 4 3

Nevada

Average RPI Win:	269	WON-LOST RECORD	WINNING PCT. RANK	LAST 10 GAMES	STRENGTH OF SCHEDULE	OPP. STRENGTH OF SCHEDULE	TEAM RPI	ADJ RPI	CONF. RPI	ADJ CONF. RPI	
Average RPI Loss:	148										
DIV. I ONLY	1-15-1	.08824	289	1-9-0	132	218	268	.36953	267	16	17
DIV. I NON-CONF.	0-6-1	.07143	281	0-0-0	138	240	274	.37074	273	18	20
<hr/>											
TOTALS	RPI 1-25	RPI 26-50		W-L RECORDS	RPI 51-100		RPI 101-150		RPI 150+		
1-15-1	0-0-0	0-2-0		OVERALL	0-2-0		0-3-0		1-8-1		
1-6-1	0-0-0	0-2-0		HOME	0-1-0		0-0-0		1-3-1		
0-9-0	0-0-0	0-0-0		AWAY	0-1-0		0-3-0		0-5-0		
0-0-0	0-0-0	0-0-0		NEUTRAL	0-0-0		0-0-0		0-0-0		
<hr/>											
0-6-1	0-0-0	0-0-0		NON-CONFERENCE	0-1-0		0-2-0		0-3-1		
0-2-1	0-0-0	0-0-0		HOME	0-0-0		0-0-0		0-2-1		
0-4-0	0-0-0	0-0-		AWAY	0-1-0		0-2-0		0-1-0		
0-0-0	0-0-0	0-0-0		NEUTRAL	0-0-0		0-0-0		0-0-0		
<hr/>											
1-9-0	0-0-0	0-2-0		CONFERENCE	0-1-0		0-1-0		1-5-0		
1-4-0	0-0-0	0-2-0		HOME	0-1-0		0-0-0		1-1-0		
0-5-0	0-0-0	0-0-0		AWAY	0-0-0		0-1-0		0-4-0		
0-0-0	0-0-0	0-0-0		NEUTRAL	0-0-0		0-0-0		0-0-0		
<hr/>											
RPI S	Opponent	Score	RPI S	Opponent	Score	RPI S	Opponent	Score	RPI S	Opponent	Score
			41 H	UCF	1 6	88 H	Georgia St.	0 1	106 A	Campbell	0 6
			44 H	Fla. Atlantic	0 5	98 A	Samford	0 6	113 A	Middle Tenn.	0 1
									141 A	East Tenn. St.	0 5
									156 A	Stetson	1 4
									174 A	Gardner-Webb	0 6
									177 A	Tenn.-Martin	0 8
									202 A	Jacksonville	1 7
									210 H	Tennessee Tech	0 3
									211 A	Troy St.	0 3
									215 H	High Point	0 2
									243 H	Mercer	0 2
									259 H	Austin Peay	1 1
									269 H	Lipscomb	2 1
			LAST 10 GAMES								
			269 H	Lipscomb	2 1	106 A	Campbell	0 6			
			243 H	Mercer	0 2	44 H	Fla. Atlantic	0 5			
			88 H	Georgia St.	0 1	41 H	UCF	1 6			
			211 A	Troy St.	0 3	156 A	Stetson	1 4			
			174 A	Gardner-Webb	0 6	202 A	Jacksonville	1 7			

Non-Div. I Games: Cumberland (TN) 2 3

Belmont

Average RPI Win:	282	WON-LOST	WINNING	LAST 10	STRENGTH OF	OPP. STRENGTH	TEAM	ADJ	CONF.	ADJ CONF.		
Average RPI Loss:	146	RECORD	PCT. RANK	GAMES	SCHEDULE	OF SCHEDULE	RPI	RPI	RPI	RPI		
DIV. I ONLY	2-16-1	.13158	277	1-8-1	195	223	271	.36933	268	27	27	
DIV. I NON-CONF.	0-12-0	0	283	0-4-0	152	196	280	.35182	280	27	27	
<hr/>												
TOTALS	RPI 1-25	RPI 26-50		W-L RECORDS		RPI 51-100		RPI 101-150		RPI 150+		
2-16-1	0-0-0	0-0-0		OVERALL		0-4-0		0-5-0		2-7-1		
2-7-0	0-0-0	0-0-0		HOME		0-2-0		0-1-0		2-4-0		
0-8-1	0-0-0	0-0-0		AWAY		0-1-0		0-4-0		0-3-1		
0-1-0	0-0-0	0-0-0		NEUTRAL		0-1-0		0-0-0		0-0-0		
<hr/>												
0-12-0	0-0-0	0-0-0		NON-CONFERENCE		0-2-0		0-4-0		0-6-0		
0-6-0	0-0-0	0-0-0		HOME		0-1-0		0-1-0		0-4-0		
0-6-0	0-0-0	0-0-		AWAY		0-1-0		0-3-0		0-2-0		
0-0-0	0-0-0	0-0-0		NEUTRAL		0-0-0		0-0-0		0-0-0		
<hr/>												
2-4-1	0-0-0	0-0-0		CONFERENCE		0-2-0		0-1-0		2-1-1		
2-1-0	0-0-0	0-0-0		HOME		0-1-0		0-0-0		2-0-0		
0-2-1	0-0-0	0-0-0		AWAY		0-0-0		0-1-0		0-1-1		
0-1-0	0-0-0	0-0-0		NEUTRAL		0-1-0		0-0-0		0-0-0		
<hr/>												
RPI	S	Opponent	Score	RPI	S	Opponent	Score	RPI	S	Opponent	Score	
				63 H Oakland				2	7	112 A Minnesota	0	3
				63 N Oakland				0	1	128 A Drake	1	2
				67 H St. Louis				0	2	133 A Eastern Ill.	0	6
				93 A Illinois St.				0	1	142 H Creighton	0	3
										147 A Oral Roberts	1	4
										164 A Northern Iowa	0	2
										180 H Loyola (Ill.)	0	1
										192 H Wis.-Green Bay	0	2
										196 H Indiana St.	0	1
										205 A Centenary (La.)	0	4
										223 A Evansville	2	6
										228 H Murray St.	0	4
										250 A Valparaiso	1	1
										279 H IUPUI	3	2
										285 H Southern Utah	2	0
				<hr/>								
				LAST 10 GAMES								
63 N Oakland				0	1	205 A Centenary (La.)				0	4	
93 A Illinois St.				0	1	147 A Oral Roberts				1	4	
67 H St. Louis				0	2	196 H Indiana St.				0	1	
250 A Valparaiso				1	1	192 H Wis.-Green Bay				0	2	
285 H Southern Utah				2	0	63 H Oakland				2	7	

Non-Div. I Games:

Western Ill.

Average RPI Win: 251		WON-LOST RECORD	WINNING PCT. RANK		LAST 10 GAMES	STRENGTH OF SCHEDULE	OPP. STRENGTH OF SCHEDULE	TEAM RPI	ADJ RPI	CONF. RPI	ADJ CONF. RPI		
Average RPI Loss: 159													
DIV. I ONLY		3-15-1	.18421	271	2-7-1	208	251	266	.36838	269	16	17	
DIV. I NON-CONF.		3-6-0	.33333	217	2-0-0	230	282	256	.39369	259	18	20	
<hr/>													
TOTALS		RPI 1-25		RPI 26-50		W-L RECORDS		RPI 51-100		RPI 101-150		RPI 150+	
3-15-1		0-0-0		0-2-0		OVERALL		0-1-0		0-4-0		3-8-1	
3-4-1		0-0-0		0-2-0		HOME		0-1-0		0-0-0		3-1-1	
0-10-0		0-0-0		0-0-0		AWAY		0-0-0		0-3-0		0-7-0	
0-1-0		0-0-0		0-0-0		NEUTRAL		0-0-0		0-1-0		0-0-0	
3-6-0		0-0-0		0-0-0		NON-CONFERENCE		0-0-0		0-3-0		3-3-0	
3-0-0		0-0-0		0-0-0		HOME		0-0-0		0-0-0		3-0-0	
0-5-0		0-0-0		0-0-		AWAY		0-0-0		0-2-0		0-3-0	
0-1-0		0-0-0		0-0-0		NEUTRAL		0-0-0		0-1-0		0-0-0	
0-9-1		0-0-0		0-2-0		CONFERENCE		0-1-0		0-1-0		0-5-1	
0-4-1		0-0-0		0-2-0		HOME		0-1-0		0-0-0		0-1-1	
0-5-0		0-0-0		0-0-0		AWAY		0-0-0		0-1-0		0-4-0	
0-0-0		0-0-0		0-0-0		NEUTRAL		0-0-0		0-0-0		0-0-0	
RPI	S	Opponent	Score	RPI	S	Opponent	Score	RPI	S	Opponent	Score		
				41	H	UCF	0 6	88	H	Georgia St.	0 3		
				44	H	Fla. Atlantic	0 3						
										106	A	Campbell	0 4
										109	A	Western Ky.	0 3
										141	N	East Tenn. St.	0 3
										150	A	Jacksonville St.	0 3
										156	A	Stetson	0 3
										174	A	Gardner-Webb	0 2
										177	H	Tenn.-Martin	1 0
										202	A	Jacksonville	1 2
										210	A	Tennessee Tech	0 2
										211	H	Troy St.	0 1
										238	A	Birmingham-So.	0 1
										243	H	Mercer	0 0
										255	A	Winthrop	0 2
										267	A	Belmont	1 2
										286	H	Jackson St.	7 0
										290	H	South Carolina St.	3 1
<hr/>													
LAST 10 GAMES													
				286	H	Jackson St.	7 0	177	H	Tenn.-Martin	1 0		
				267	A	Belmont	1 2	106	A	Campbell	0 4		
				88	H	Georgia St.	0 3	174	A	Gardner-Webb	0 2		
				243	H	Mercer	0 0	41	H	UCF	0 6		
				211	H	Troy St.	0 1	44	H	Fla. Atlantic	0 3		

Non-Div. I Games:

Lipscomb

Average RPI Win: 257		WON-LOST	WINNING	LAST 10	STRENGTH OF		OPP. STRENGTH	TEAM	ADJ	CONF.	ADJ CONF.
Average RPI Loss: 189		RECORD	PCT. RANK	GAMES	SCHEDULE		OF SCHEDULE	RPI	RPI	RPI	RPI
DIV. I ONLY		5-13-0	.27778	246	5-5-0		259	280	267	.3658	270
DIV. I NON-CONF.		0-9-0	0	283	0-1-0		174	244	284	.33188	285
TOTALS		RPI 1-25	RPI 26-50		W-L RECORDS		RPI 51-100		RPI 101-150		RPI 150+
5-13-0	0-0-0	0-0-0		OVERALL		0-1-0		0-2-0		5-10-0	
3-4-0	0-0-0	0-0-0		HOME		0-0-0		0-0-0		3-4-0	
2-9-0	0-0-0	0-0-0		AWAY		0-1-0		0-2-0		2-6-0	
0-0-0	0-0-0	0-0-0		NEUTRAL		0-0-0		0-0-0		0-0-0	
0-9-0	0-0-0	0-0-0		NON-CONFERENCE		0-1-0		0-1-0		0-7-0	
0-3-0	0-0-0	0-0-0		HOME		0-0-0		0-0-0		0-3-0	
0-6-0	0-0-0	0-0-		AWAY		0-1-0		0-1-0		0-4-0	
0-0-0	0-0-0	0-0-0		NEUTRAL		0-0-0		0-0-0		0-0-0	
5-4-0	0-0-0	0-0-0		CONFERENCE		0-0-0		0-1-0		5-3-0	
3-1-0	0-0-0	0-0-0		HOME		0-0-0		0-0-0		3-1-0	
2-3-0	0-0-0	0-0-0		AWAY		0-0-0		0-1-0		2-2-0	
0-0-0	0-0-0	0-0-0		NEUTRAL		0-0-0		0-0-0		0-0-0	
RPI S	Opponent	Score	RPI S	Opponent	Score	RPI S	Opponent	Score	RPI S	Opponent	Score
						79 A	Maine	0 4	115 A	Loyola (Md.)	0 1
									140 A	Columbia	1 2
									152 H	Fordham	1 2
									156 A	Stetson	0 1
									166 A	Northeastern	0 3
									202 A	Jacksonville	0 4
									208 A	Rider	3 1
									209 A	Army	0 3
									218 H	Fairfield	2 0
									222 A	Siena	1 3
									233 H	Niagara	0 1
									253 H	St. Bonaventure	0 1
									261 A	Marist	0 1
									264 H	Wagner	2 3
									283 H	Iona	2 0
									287 H	Canisius	1 0
									291 A	St. Peter's	1 0
LAST 10 GAMES											
						222 A	Siena	1 3	115 A	Loyola (Md.)	0 1
						261 A	Marist	0 1	291 A	St. Peter's	1 0
						233 H	Niagara	0 1	140 A	Columbia	1 2
						287 H	Canisius	1 0	283 H	Iona	2 0
						208 A	Rider	3 1	218 H	Fairfield	2 0

Non-Div. I Games:

Manhattan

Average RPI Win:	270	WON-LOST	WINNING	LAST 10	STRENGTH OF	OPP. STRENGTH	TEAM	ADJ	CONF.	ADJ CONF.	
Average RPI Loss:	178	RECORD	PCT. RANK	GAMES	SCHEDULE	OF SCHEDULE	RPI	RPI	RPI	RPI	
DIV. I ONLY	4-13-2	.26316	253	3-5-2	266	267	270	.36056	271	28	28
DIV. I NON-CONF.	2-8-0	.2	257	1-1-0	247	242	276	.3598	277	29	29
<hr/>											
TOTALS	RPI 1-25	RPI 26-50		W-L RECORDS	RPI 51-100		RPI 101-150		RPI 150+		
4-13-2	0-0-0	0-1-0		OVERALL	0-1-0		0-2-0		4-9-2		
2-4-2	0-0-0	0-0-0		HOME	0-0-0		0-0-0		2-4-2		
1-8-0	0-0-0	0-1-0		AWAY	0-1-0		0-2-0		1-4-0		
1-1-0	0-0-0	0-0-0		NEUTRAL	0-0-0		0-0-0		1-1-0		
<hr/>											
2-8-0	0-0-0	0-1-0		NON-CONFERENCE	0-1-0		0-2-0		2-4-0		
2-2-0	0-0-0	0-0-0		HOME	0-0-0		0-0-0		2-2-0		
0-6-0	0-0-0	0-0-		AWAY	0-1-0		0-2-0		0-2-0		
0-0-0	0-0-0	0-0-0		NEUTRAL	0-0-0		0-0-0		0-0-0		
<hr/>											
2-5-2	0-0-0	0-0-0		CONFERENCE	0-0-0		0-0-0		2-5-2		
0-2-2	0-0-0	0-0-0		HOME	0-0-0		0-0-0		0-2-2		
1-2-0	0-0-0	0-0-0		AWAY	0-0-0		0-0-0		1-2-0		
1-1-0	0-0-0	0-0-0		NEUTRAL	0-0-0		0-0-0		1-1-0		
<hr/>											
RPI	S	Opponent	Score	RPI	S	Opponent	Score	RPI	S	Opponent	Score
				44	A	Fla. Atlantic	0 5	72	A	South Carolina	1 2
								135	A	Appalachian St.	0 1
								145	A	Col. of Charleston	0 4
								156	H	Stetson	0 2
								187	A	UNC Asheville	0 3
								187	N	UNC Asheville	0 3
								211	H	Troy St.	0 1
								215	H	High Point	1 4
								219	A	Ga. Southern	0 4
								237	H	Coastal Caro.	1 1
								238	H	Birmingham-So.	0 0
								245	A	Radford	1 2
								248	H	Liberty	2 3
								248	N	Liberty	1 0
								251	A	Florida Int'l	0 3
								255	A	Winthrop	2 0
								287	H	Canisius	4 1
								290	H	South Carolina St.	11 0

Non-Div. I Games:

Charleston So.

Average RPI Win: 284		WON-LOST	WINNING	LAST 10	STRENGTH OF		OPP. STRENGTH	TEAM	ADJ		CONF.	ADJ CONF.
Average RPI Loss: 167		RECORD	PCT. RANK	GAMES	SCHEDULE		OF SCHEDULE	RPI	RPI		RPI	RPI
DIV. I ONLY		2-16-0	.11111 281	1-9-0	166		269	273	.35696 272		24	25
DIV. I NON-CONF.		2-4-0	.33333 217	1-0-0	50		283	170	.47196 171		24	25
TOTALS		RPI 1-25	RPI 26-50		W-L RECORDS		RPI 51-100		RPI 101-150		RPI 150+	
2-16-0		0-0-0	0-1-0		OVERALL		0-4-0		0-1-0		2-10-0	
2-9-0		0-0-0	0-1-0		HOME		0-2-0		0-1-0		2-5-0	
0-7-0		0-0-0	0-0-0		AWAY		0-2-0		0-0-0		0-5-0	
0-0-0		0-0-0	0-0-0		NEUTRAL		0-0-0		0-0-0		0-0-0	
2-4-0		0-0-0	0-1-0		NON-CONFERENCE		0-1-0		0-1-0		2-1-0	
2-4-0		0-0-0	0-1-0		HOME		0-1-0		0-1-0		2-1-0	
0-0-0		0-0-0	0-0-		AWAY		0-0-0		0-0-0		0-0-0	
0-0-0		0-0-0	0-0-0		NEUTRAL		0-0-0		0-0-0		0-0-0	
0-12-0		0-0-0	0-0-0		CONFERENCE		0-3-0		0-0-0		0-9-0	
0-5-0		0-0-0	0-0-0		HOME		0-1-0		0-0-0		0-4-0	
0-7-0		0-0-0	0-0-0		AWAY		0-2-0		0-0-0		0-5-0	
0-0-0		0-0-0	0-0-0		NEUTRAL		0-0-0		0-0-0		0-0-0	
RPI S	Opponent	Score	RPI S	Opponent	Score	RPI S	Opponent	Score	RPI S	Opponent	Score	
			40 H	Oklahoma St.	1 9	57 H	Southern Methodist	1 10	105 H	Alabama	1 5	
						90 A	Stephen F. Austin	0 5	168 H	UTEP	0 5	
						90 H	Stephen F. Austin	0 3	197 A	Texas St.	1 8	
						92 A	Southeastern La.	0 3	197 H	Texas St.	2 4	
									212 A	Northwestern St.	0 4	
									212 H	Northwestern St.	0 2	
									214 A	La.-Monroe	0 1	
									214 H	La.-Monroe	1 4	
									252 A	McNeese St.	0 3	
									252 H	McNeese St.	1 3	
									273 A	Nicholls St.	0 2	
									280 H	Grambling	5 0	
									288 H	Prairie View	3 0	
LAST 10 GAMES												
			197 H	Texas St.	2 4	280 H	Grambling	5 0				
			90 H	Stephen F. Austin	0 3	92 A	Southeastern La.	0 3				
			252 H	McNeese St.	1 3	273 A	Nicholls St.	0 2				
			212 A	Northwestern St.	0 4	212 H	Northwestern St.	0 2				
			214 A	La.-Monroe	0 1	214 H	La.-Monroe	1 4				

Non-Div. I Games: Texas Southern 17 0 Texas Southern 15 0

Sam Houston St.



Average RPI Win: 204		WON-LOST	WINNING	LAST 10	STRENGTH OF	OPP. STRENGTH	TEAM	ADJ	CONF.	ADJ CONF.	
Average RPI Loss: 172		RECORD	PCT. RANK	GAMES	SCHEDULE	OF SCHEDULE	RPI	RPI	RPI	RPI	
DIV. I ONLY		2-16-0	.11111 281	2-8-0	177	241	272	.3568 273	24	25	
DIV. I NON-CONF.		1-5-0	.16667 265	1-0-0	154	215	261	.3935 260	24	25	
<hr/>											
TOTALS		RPI 1-25	RPI 26-50		W-L RECORDS		RPI 51-100		RPI 101-150		RPI 150+
2-16-0		0-0-0	0-0-0		OVERALL		0-5-0		1-1-0		1-10-0
2-7-0		0-0-0	0-0-0		HOME		0-2-0		1-0-0		1-5-0
0-7-0		0-0-0	0-0-0		AWAY		0-3-0		0-1-0		0-3-0
0-2-0		0-0-0	0-0-0		NEUTRAL		0-0-0		0-0-0		0-2-0
1-5-0		0-0-0	0-0-0		NON-CONFERENCE		0-1-0		1-1-0		0-3-0
1-1-0		0-0-0	0-0-0		HOME		0-0-0		1-0-0		0-1-0
0-2-0		0-0-0	0-0-		AWAY		0-1-0		0-1-0		0-0-0
0-2-0		0-0-0	0-0-0		NEUTRAL		0-0-0		0-0-0		0-2-0
1-11-0		0-0-0	0-0-0		CONFERENCE		0-4-0		0-0-0		1-7-0
1-6-0		0-0-0	0-0-0		HOME		0-2-0		0-0-0		1-4-0
0-5-0		0-0-0	0-0-0		AWAY		0-2-0		0-0-0		0-3-0
0-0-0		0-0-0	0-0-0		NEUTRAL		0-0-0		0-0-0		0-0-0
RPI	S	Opponent	Score	RPI	S	Opponent	Score	RPI	S	Opponent	Score
						77 A North Texas	0 7			118 A Tulane	0 3
						90 A Stephen F. Austin	0 4			136 H LSU	2 1
						90 H Stephen F. Austin	1 4			167 N Southern Miss.	1 2
						92 A Southeastern La.	1 4			197 H Texas St.	2 3
						92 H Southeastern La.	0 3			212 A Northwestern St.	1 2
										212 H Northwestern St.	2 3
										214 A La.-Monroe	2 3
										214 H La.-Monroe	1 2
										232 H La.-Lafayette	1 2
										241 N Drury	3 4
										252 A McNeese St.	2 3
										252 H McNeese St.	1 2
										272 H Sam Houston St.	2 0
<hr/>											
LAST 10 GAMES											
						92 H Southeastern La.	0 3			90 A Stephen F. Austin	0 4
						136 H LSU	2 1			197 H Texas St.	2 3
						212 H Northwestern St.	2 3			272 H Sam Houston St.	2 0
						214 H La.-Monroe	1 2			92 A Southeastern La.	1 4
						252 A McNeese St.	2 3			252 H McNeese St.	1 2

Non-Div. I Games: Belhaven 3 1 Mobile 1 0

Nicholls St.

Average RPI Win: 205		WON-LOST	WINNING	LAST 10	STRENGTH OF		OPP. STRENGTH	TEAM	ADJ	CONF.	ADJ CONF.
Average RPI Loss: 165		RECORD	PCT. RANK	GAMES	SCHEDULE		OF SCHEDULE	RPI	RPI	RPI	RPI
DIV. I ONLY		3-12-2	.23529	259	3-7-0		272	257	274	.35513	274
DIV. I NON-CONF.		1-8-2	.18182	263	1-3-0		270	241	282	.34702	281
TOTALS		RPI 1-25	RPI 26-50		W-L RECORDS		RPI 51-100		RPI 101-150		RPI 150+
3-12-2		0-0-0	0-0-0		OVERALL		0-3-0		0-1-0		3-8-1
3-4-0		0-0-0	0-0-0		HOME		0-1-0		0-1-0		3-2-0
0-6-2		0-0-0	0-0-0		AWAY		0-1-0		0-0-0		0-5-1
0-2-0		0-0-0	0-0-0		NEUTRAL		0-1-0		0-0-0		0-1-0
1-8-2		0-0-0	0-0-0		NON-CONFERENCE		0-3-0		0-1-0		1-4-1
1-3-0		0-0-0	0-0-0		HOME		0-1-0		0-1-0		1-1-0
0-3-1		0-0-0	0-0-		AWAY		0-1-0		0-0-0		0-2-1
0-2-0		0-0-0	0-0-0		NEUTRAL		0-1-0		0-0-0		0-1-0
2-4-0		0-0-0	0-0-0		CONFERENCE		0-0-0		0-0-0		2-4-0
2-1-0		0-0-0	0-0-0		HOME		0-0-0		0-0-0		2-1-0
0-3-0		0-0-0	0-0-0		AWAY		0-0-0		0-0-0		0-3-0
0-0-0		0-0-0	0-0-0		NEUTRAL		0-0-0		0-0-0		0-0-0
RPI S	Opponent	Score	RPI S	Opponent	Score	RPI S	Opponent	Score	RPI S	Opponent	Score
						73 N	UC Santa Barb.	1 2	104 H	Wyoming	0 1
						84 A	Baylor	0 2	154 A	Long Beach St.	0 2
						100 H	Gonzaga	1 3	164 H	Northern Iowa	2 0
									178 A	Idaho St.	1 2
									192 N	Wis.-Green Bay	0 2
									193 H	Montana	0 1
									194 H	Portland St.	3 1
									203 H	Houston	0 1
									217 A	Cal St. Northridge	0 0
									226 A	Weber St.	0 3
									236 A	Northern Ariz.	0 2
									242 A	Boise St.	0 2
									257 H	Sacramento St.	2 1
LAST 10 GAMES											
						194 H	Portland St.	3 1	193 H	Montana	0 1
						257 H	Sacramento St.	2 1	104 H	Wyoming	0 1
						236 A	Northern Ariz.	0 2	164 H	Northern Iowa	2 0
						178 A	Idaho St.	1 2	100 H	Gonzaga	1 3
						226 A	Weber St.	0 3	242 A	Boise St.	0 2

Non-Div. I Games: Utah Valley

2 2

Eastern Wash.

Average RPI Win: 273		WON-LOST RECORD	WINNING PCT. RANK		LAST 10 GAMES	STRENGTH OF SCHEDULE	OPP. STRENGTH OF SCHEDULE	TEAM RPI	ADJ RPI	CONF. RPI	ADJ CONF. RPI						
Average RPI Loss: 165																	
DIV. I ONLY		2-14-1	.14706	275	1-9-0	252	244	276	.34784	275	13	13					
DIV. I NON-CONF.		2-3-1	.41667	179	1-0-0	286	290	277	.36003	276	15	15					
<hr/>																	
TOTALS		RPI 1-25		RPI 26-50		W-L RECORDS		RPI 51-100		RPI 101-150		RPI 150+					
2-14-1		0-0-0		0-2-0		OVERALL		0-1-0		0-3-0		2-8-1					
0-7-0		0-0-0		0-1-0		HOME		0-0-0		0-1-0		0-5-0					
2-7-1		0-0-0		0-1-0		AWAY		0-1-0		0-2-0		2-3-1					
0-0-0		0-0-0		0-0-0		NEUTRAL		0-0-0		0-0-0		0-0-0					
2-3-1		0-0-0		0-0-0		NON-CONFERENCE		0-0-0		0-0-0		2-3-1					
0-2-0		0-0-0		0-0-0		HOME		0-0-0		0-0-0		0-2-0					
2-1-1		0-0-0		0-0-		AWAY		0-0-0		0-0-0		2-1-1					
0-0-0		0-0-0		0-0-0		NEUTRAL		0-0-0		0-0-0		0-0-0					
0-11-0		0-0-0		0-2-0		CONFERENCE		0-1-0		0-3-0		0-5-0					
0-5-0		0-0-0		0-1-0		HOME		0-0-0		0-1-0		0-3-0					
0-6-0		0-0-0		0-1-0		AWAY		0-1-0		0-2-0		0-2-0					
0-0-0		0-0-0		0-0-0		NEUTRAL		0-0-0		0-0-0		0-0-0					
RPI	S	Opponent	Score		RPI	S	Opponent	Score		RPI	S	Opponent	Score				
			36	A	UNC Greensboro	0	7	95	A	Chattanooga	0	5	135	H	Appalachian St.	1	5
			43	H	Furman	0	5						141	A	East Tenn. St.	0	6
													145	A	Col. of Charleston	0	6
													183	A	Wofford	0	2
													188	H	Davidson	0	5
													200	H	Western Caro.	0	5
													211	H	Troy St.	4	5
													219	A	Ga. Southern	0	4
													233	A	Niagara	3	4
													237	H	Coastal Caro.	0	1
													239	H	Elon	0	3
													255	A	Winthrop	3	2
													287	A	Canisius	1	1
													290	A	South Carolina St.	6	0
<hr/>																	
LAST 10 GAMES																	
			200	H	Western Caro.	0	5	219	A	Ga. Southern	0	4					
			290	A	South Carolina St.	6	0	135	H	Appalachian St.	1	5					
			145	A	Col. of Charleston	0	6	95	A	Chattanooga	0	5					
			183	A	Wofford	0	2	141	A	East Tenn. St.	0	6					
			188	H	Davidson	0	5	239	H	Elon	0	3					

Non-Div. I Games:

Citadel

Average RPI Win: 286		WON-LOST	WINNING	LAST 10	STRENGTH OF		OPP. STRENGTH	TEAM	ADJ	CONF.	ADJ CONF.
Average RPI Loss: 168		RECORD	PCT. RANK	GAMES	SCHEDULE		OF SCHEDULE	RPI	RPI	RPI	RPI
DIV. I ONLY		4-13-0	.23529	259	3-6-0		277	276	277	.34549	276
DIV. I NON-CONF.		3-12-0	.2	257	2-6-0		267	271	281	.34284	282
TOTALS		RPI 1-25	RPI 26-50		W-L RECORDS		RPI 51-100		RPI 101-150		RPI 150+
4-13-0	0-0-0	0-1-0		OVERALL		0-2-0		0-3-0		4-7-0	
3-3-0	0-0-0	0-0-0		HOME		0-0-0		0-3-0		3-0-0	
1-8-0	0-0-0	0-1-0		AWAY		0-2-0		0-0-0		1-5-0	
0-2-0	0-0-0	0-0-0		NEUTRAL		0-0-0		0-0-0		0-2-0	
3-12-0	0-0-0	0-1-0		NON-CONFERENCE		0-2-0		0-3-0		2-6-0	
2-3-0	0-0-0	0-0-0		HOME		0-0-0		0-3-0		2-0-0	
0-8-0	0-0-0	0-0-		AWAY		0-2-0		0-0-0		0-5-0	
0-1-0	0-0-0	0-0-0		NEUTRAL		0-0-0		0-0-0		0-1-0	
2-1-0	0-0-0	0-0-0		CONFERENCE		0-0-0		0-0-0		2-1-0	
1-0-0	0-0-0	0-0-0		HOME		0-0-0		0-0-0		1-0-0	
1-0-0	0-0-0	0-0-0		AWAY		0-0-0		0-0-0		1-0-0	
0-1-0	0-0-0	0-0-0		NEUTRAL		0-0-0		0-0-0		0-1-0	
RPI S	Opponent	Score	RPI S	Opponent	Score	RPI S	Opponent	Score	RPI S	Opponent	Score
			50 A	North Carolina St.	1 6	68 A	William & Mary	0 8	125 H	George Washington	1 2
						94 A	Delaware	0 6	132 H	Georgetown	1 9
									142 H	Creighton	1 5
									170 A	UMBC	0 1
									206 A	Bucknell	0 3
									223 A	Quinnipiac	1 2
									229 A	Mt. St. Mary's	1 2
									234 N	IPFW	1 4
									246 N	Duquesne	1 2
									264 A	Wagner	3 4
									277 H	Robert Morris	5 1
									284 H	Youngstown St.	3 2
									290 A	South Carolina St.	2 0
									293 H	Delaware St.	12 0
LAST 10 GAMES											
			290 A	South Carolina St.	2 0	229 A	Mt. St. Mary's	1 2			
			50 A	North Carolina St.	1 6	170 A	UMBC	0 1			
			277 H	Robert Morris	5 1	284 H	Youngstown St.	3 2			
			223 A	Quinnipiac	1 2	142 H	Creighton	1 5			
			68 A	William & Mary	0 8	132 H	Georgetown	1 9			

Non-Div. I Games: Longwood 3 2

Howard

Average RPI Win: 265		WON-LOST	WINNING	LAST 10	STRENGTH OF		OPP. STRENGTH	TEAM	ADJ	CONF.	ADJ CONF.						
Average RPI Loss: 183		RECORD	PCT. RANK	GAMES	SCHEDULE		OF SCHEDULE	RPI	RPI	RPI	RPI						
DIV. I ONLY		2-16-1	.13158	277	0-9-1		228	266	275	.34531	277	23	23				
DIV. I NON-CONF.		2-8-0	.2	257	0-5-0		236	272	278	.35703	278	25	24				
<hr/>																	
TOTALS		RPI 1-25		RPI 26-50		W-L RECORDS		RPI 51-100		RPI 101-150		RPI 150+					
2-16-1		0-0-0		0-1-0		OVERALL		0-1-0		0-2-0		2-12-1					
0-7-0		0-0-0		0-0-0		HOME		0-1-0		0-1-0		0-5-0					
2-7-1		0-0-0		0-1-0		AWAY		0-0-0		0-0-0		2-6-1					
0-2-0		0-0-0		0-0-0		NEUTRAL		0-0-0		0-1-0		0-1-0					
2-8-0		0-0-0		0-0-0		NON-CONFERENCE		0-0-0		0-2-0		2-6-0					
0-3-0		0-0-0		0-0-0		HOME		0-0-0		0-1-0		0-2-0					
2-3-0		0-0-0		0-0-		AWAY		0-0-0		0-0-0		2-3-0					
0-2-0		0-0-0		0-0-0		NEUTRAL		0-0-0		0-1-0		0-1-0					
0-8-1		0-0-0		0-1-0		CONFERENCE		0-1-0		0-0-0		0-6-1					
0-4-0		0-0-0		0-0-0		HOME		0-1-0		0-0-0		0-3-0					
0-4-1		0-0-0		0-1-0		AWAY		0-0-0		0-0-0		0-3-1					
0-0-0		0-0-0		0-0-0		NEUTRAL		0-0-0		0-0-0		0-0-0					
RPI	S	Opponent		Score		RPI	S	Opponent		Score		RPI	S	Opponent		Score	
						37	A	Central Conn. St.		1 4		99	H	Sacred Heart		0 1	
												120	N	Cornell		1 3	
												143	H	Kent St.		0 3	
												161	H	Monmouth		0 2	
												162	A	Pittsburgh		0 4	
												169	A	Ohio		0 4	
												181	H	Fairleigh Dickinson		0 6	
												204	A	Long Island		0 2	
												206	H	Bucknell		1 2	
												208	N	Rider		1 5	
												223	A	Quinnipiac		0 2	
												229	H	Mt. St. Mary's		3 4	
												231	A	St. Francis (Pa.)		0 0	
												245	H	Radford		0 1	
												246	A	Duquesne		1 0	
												264	A	Wagner		0 1	
												276	A	Howard		1 5	
												284	A	Youngstown St.		2 1	
<hr/>																	
LAST 10 GAMES																	
						231	A	St. Francis (Pa.)		0 0		162	A	Pittsburgh		0 4	
						169	A	Ohio		0 4		229	H	Mt. St. Mary's		3 4	
						276	A	Howard		1 5		264	A	Wagner		0 1	
						245	H	Radford		0 1		204	A	Long Island		0 2	
						181	H	Fairleigh Dickinson		0 6		143	H	Kent St.		0 3	

Non-Div. I Games:

Robert Morris

Average RPI Win:	289	WON-LOST RECORD	WINNING PCT. RANK	LAST 10 GAMES	STRENGTH OF SCHEDULE	OPP. STRENGTH OF SCHEDULE	TEAM RPI	ADJ RPI	CONF. RPI	ADJ CONF. RPI							
Average RPI Loss:	168																
DIV. I ONLY	1-13-1	.1	285	1-9-0	233	284	281	.33909	278	22	22						
DIV. I NON-CONF.	1-5-1	.21429	253	1-1-0	264	291	285	.34158	283	23	23						
<hr/>																	
TOTALS	RPI 1-25	RPI 26-50		W-L RECORDS	RPI 51-100		RPI 101-150		RPI 150+								
1-13-1	0-0-0	0-0-0		OVERALL	0-1-0		0-5-1		1-6-0								
1-6-1	0-0-0	0-0-0		HOME	0-1-0		0-4-1		1-1-0								
0-6-0	0-0-0	0-0-0		AWAY	0-0-0		0-1-0		0-5-0								
0-0-0	0-0-0	0-0-0		NEUTRAL	0-0-0		0-0-0		0-0-0								
<hr/>																	
1-5-1	0-0-0	0-0-0		NON-CONFERENCE	0-0-0		0-2-1		1-2-0								
1-2-1	0-0-0	0-0-0		HOME	0-0-0		0-1-1		1-1-0								
0-2-0	0-0-0	0-0-		AWAY	0-0-0		0-1-0		0-1-0								
0-0-0	0-0-0	0-0-0		NEUTRAL	0-0-0		0-0-0		0-0-0								
<hr/>																	
0-8-0	0-0-0	0-0-0		CONFERENCE	0-1-0		0-3-0		0-4-0								
0-4-0	0-0-0	0-0-0		HOME	0-1-0		0-3-0		0-0-0								
0-4-0	0-0-0	0-0-0		AWAY	0-0-0		0-0-0		0-4-0								
0-0-0	0-0-0	0-0-0		NEUTRAL	0-0-0		0-0-0		0-0-0								
<hr/>																	
RPI S	Opponent	Score	RPI S	Opponent	Score	RPI S	Opponent	Score	RPI S	Opponent	Score						
						98 H	Samford	0 3	109 H	Western Ky.	0 4						
						110 H	Southeast Mo. St.	0 1									
						111 A	Hawaii	0 8									
						133 H	Eastern Ill.	0 4									
						135 H	Appalachian St.	1 1									
						150 H	Jacksonville St.	0 2									
						177 A	Tenn.-Martin	0 5									
						198 A	Louisville	0 5									
						210 A	Tennessee Tech	0 5									
						227 H	Wright St.	1 2									
						228 A	Murray St.	1 2									
						259 A	Austin Peay	1 2									
						289 H	VMI	5 2									
						<hr/>											
									LAST 10 GAMES								
			228 A Murray St.			1 2	210 A Tennessee Tech			0 5							
			177 A Tenn.-Martin			0 5	110 H Southeast Mo. St.			0 1							
			150 H Jacksonville St.			0 2	133 H Eastern Ill.			0 4							
			98 H Samford			0 3	289 H VMI			5 2							
			259 A Austin Peay			1 2	109 H Western Ky.			0 4							

Non-Div. I Games: Georgetown (KY) 5 0 Utah Valley 0 7 Morehead St.

Average RPI Win: 158		WON-LOST RECORD		WINNING PCT. RANK		LAST 10 GAMES		STRENGTH OF SCHEDULE		OPP. STRENGTH OF SCHEDULE		TEAM RPI		ADJ RPI		CONF. RPI		ADJ CONF. RPI	
DIV. I ONLY		1-13-2		.125 279		1-7-2		257		261		279		.33425 279		27		27	
DIV. I NON-CONF.		1-8-1		.15 269		1-3-1		184		254		273		.36645 274		27		27	
TOTALS		RPI 1-25		RPI 26-50		W-L RECORDS		RPI 51-100		RPI 101-150		RPI 150+							
1-13-2		0-0-0		0-0-0		OVERALL		0-1-0		0-2-0		1-10-2							
0-3-2		0-0-0		0-0-0		HOME		0-0-0		0-1-0		0-2-2							
1-10-0		0-0-0		0-0-0		AWAY		0-1-0		0-1-0		1-8-0							
0-0-0		0-0-0		0-0-0		NEUTRAL		0-0-0		0-0-0		0-0-0							
1-8-1		0-0-0		0-0-0		NON-CONFERENCE		0-0-0		0-1-0		1-7-1							
0-1-1		0-0-0		0-0-0		HOME		0-0-0		0-0-0		0-1-1							
1-7-0		0-0-0		0-0-		AWAY		0-0-0		0-1-0		1-6-0							
0-0-0		0-0-0		0-0-0		NEUTRAL		0-0-0		0-0-0		0-0-0							
0-5-1		0-0-0		0-0-0		CONFERENCE		0-1-0		0-1-0		0-3-1							
0-2-1		0-0-0		0-0-0		HOME		0-0-0		0-1-0		0-1-1							
0-3-0		0-0-0		0-0-0		AWAY		0-1-0		0-0-0		0-2-0							
0-0-0		0-0-0		0-0-0		NEUTRAL		0-0-0		0-0-0		0-0-0							
RPI S	Opponent	Score		RPI S	Opponent	Score		RPI S	Opponent	Score		RPI S	Opponent	Score					
								63 A	Oakland	0	5	110 A	Southeast Mo. St.	1	4				
												147 H	Oral Roberts	0	2				
												158 A	Eastern Mich.	1	0				
												180 A	Loyola (Ill.)	2	6				
												184 H	Detroit	1	1				
												189 A	Butler	1	2				
												196 A	Indiana St.	0	4				
												205 H	Centenary (La.)	1	3				
												227 A	Wright St.	0	2				
												228 A	Murray St.	0	2				
												234 A	IPFW	1	6				
												234 H	IPFW	1	3				
												250 H	Valparaiso	0	0				
												268 A	Western Ill.	2	3				
												285 A	Southern Utah	1	3				
LAST 10 GAMES																			
								205 H	Centenary (La.)	1	3	285 A	Southern Utah	1	3				
								63 A	Oakland	0	5	227 A	Wright St.	0	2				
								184 H	Detroit	1	1	147 H	Oral Roberts	0	2				
								234 A	IPFW	1	6	158 A	Eastern Mich.	1	0				
								250 H	Valparaiso	0	0	196 A	Indiana St.	0	4				

Non-Div. I Games: Indianapolis 3 2

IUPUI

Average RPI Win: 291		WON-LOST	WINNING	LAST 10	STRENGTH OF		OPP. STRENGTH	TEAM	ADJ		CONF.	ADJ CONF.			
Average RPI Loss: 170		RECORD	PCT. RANK	GAMES	SCHEDULE		OF SCHEDULE	RPI	RPI		RPI	RPI			
DIV. I ONLY		1-18-1	.075	290	0-10-0		224	254	278	.33248	280	14	14		
DIV. I NON-CONF.		1-9-1	.13636	272	0-1-0		238	285	283	.33214	284	13	13		
TOTALS		RPI 1-25	RPI 26-50		W-L RECORDS		RPI 51-100		RPI 101-150		RPI 150+				
1-18-1	0-0-0	0-0-0		OVERALL		0-3-0		0-2-0		1-13-1					
1-8-1	0-0-0	0-0-0		HOME		0-2-0		0-0-0		1-6-1					
0-9-0	0-0-0	0-0-0		AWAY		0-1-0		0-2-0		0-6-0					
0-1-0	0-0-0	0-0-0		NEUTRAL		0-0-0		0-0-0		0-1-0					
1-9-1	0-0-0	0-0-0		NON-CONFERENCE		0-0-0		0-2-0		1-7-1					
1-3-1	0-0-0	0-0-0		HOME		0-0-0		0-0-0		1-3-1					
0-5-0	0-0-0	0-0-		AWAY		0-0-0		0-2-0		0-3-0					
0-1-0	0-0-0	0-0-0		NEUTRAL		0-0-0		0-0-0		0-1-0					
0-9-0	0-0-0	0-0-0		CONFERENCE		0-3-0		0-0-0		0-6-0					
0-5-0	0-0-0	0-0-0		HOME		0-2-0		0-0-0		0-3-0					
0-4-0	0-0-0	0-0-0		AWAY		0-1-0		0-0-0		0-3-0					
0-0-0	0-0-0	0-0-0		NEUTRAL		0-0-0		0-0-0		0-0-0					
RPI	S	Opponent	Score	RPI	S	Opponent	Score	RPI	S	Opponent	Score				
				66 H Boston U.				0	4	107 A Syracuse	0	4			
				79 A Maine				0	6	139 A Colgate	0	4			
				96 H Hartford				0	5	151 H Binghamton	0	3			
										157 A New Hampshire	0	4			
										166 H Northeastern	0	1			
										170 H UMBC	0	3			
										181 H Fairleigh Dickinson	1	2			
										182 A Vermont	0	4			
										204 A Long Island	0	1			
										208 H Rider	1	5			
										209 A Army	0	4			
										213 A Stony Brook	0	1			
										222 H Siena	0	2			
										244 N Lafayette	0	5			
										264 A Wagner	0	1			
						283 H Iona	0	0							
						291 H St. Peter's	2	0							
				LAST 10 GAMES											
				96 H Hartford				0	5	66 H Boston U.				0	4
				79 A Maine				0	6	157 A New Hampshire				0	4
				204 A Long Island				0	1	170 H UMBC				0	3
				166 H Northeastern				0	1	182 A Vermont				0	4
				151 H Binghamton				0	3	213 A Stony Brook				0	1

Non-Div. I Games:




Albany (N.Y.)



Average RPI Win:	289	WON-LOST RECORD	WINNING PCT. RANK	LAST 10 GAMES	STRENGTH OF SCHEDULE	OPP. STRENGTH OF SCHEDULE	TEAM RPI	ADJ RPI	CONF. RPI	ADJ CONF. RPI								
DIV. I ONLY		6-10-1	.38235	216	5-3-1	289	291	280	.33248	280	31	31						
DIV. I NON-CONF.		0-8-0	0	283	0-3-1	92	5	246	.39462	257	28	28						
<hr/>																		
TOTALS	RPI 1-25	RPI 26-50		W-L RECORDS		RPI 51-100		RPI 101-150		RPI 150+								
6-10-1	0-0-0	0-0-0		OVERALL		0-1-0		0-0-0		6-9-1								
3-3-0	0-0-0	0-0-0		HOME		0-0-0		0-0-0		3-3-0								
1-6-1	0-0-0	0-0-0		AWAY		0-1-0		0-0-0		1-5-1								
2-1-0	0-0-0	0-0-0		NEUTRAL		0-0-0		0-0-0		2-1-0								
<hr/>																		
0-8-0	0-0-0	0-0-0		NON-CONFERENCE		0-1-0		0-0-0		0-9-1								
0-3-0	0-0-0	0-0-0		HOME		0-0-0		0-0-0		0-3-0								
0-6-1	0-0-0	0-0-		AWAY		0-1-0		0-0-0		0-5-1								
0-1-0	0-0-0	0-0-0		NEUTRAL		0-0-0		0-0-0		0-1-0								
<hr/>																		
6-0-0	0-0-0	0-0-0		CONFERENCE		0-0-0		0-0-0		6-0-0								
3-0-0	0-0-0	0-0-0		HOME		0-0-0		0-0-0		3-0-0								
1-0-0	0-0-0	0-0-0		AWAY		0-0-0		0-0-0		1-0-0								
2-0-0	0-0-0	0-0-0		NEUTRAL		0-0-0		0-0-0		2-0-0								
<hr/>																		
RPI	S	Opponent	Score	RPI	S	Opponent	Score	RPI	S	Opponent	Score							
						77	A	North Texas	0	9	159	A	Buffalo	1	4			
						205	H	Centenary (La.)	0	4								
						211	A	Troy St.	0	4								
						212	H	Northwestern St.	0	5								
						229	N	Mt. St. Mary's	1	5								
						240	A	Ark.-Little Rock	0	4								
						263	A	Alabama A&M	0	2								
						263	H	Alabama A&M	1	6								
						272	A	Sam Houston St.	0	5								
						282	H	Mississippi Val.	4	2								
						282	N	Mississippi Val.	1	0								
						286	A	Jackson St.	1	1								
						288	A	Prairie View	1	0								
						292	H	Southern U.	2	1								
						294	H	Ark.-Pine Bluff	7	0								
						294	N	Ark.-Pine Bluff	9	1								
						<hr/>												
						LAST 10 GAMES												
						263	A	Alabama A&M	0	2	263	H	Alabama A&M	1	6			
						282	N	Mississippi Val.	1	0	272	A	Sam Houston St.	0	5			
294	H	Ark.-Pine Bluff	7	0	282	H	Mississippi Val.	4	2									
286	A	Jackson St.	1	1	288	A	Prairie View	1	0									
294	N	Ark.-Pine Bluff	9	1	205	H	Centenary (La.)	0	4									
<hr/>																		
Non-Div. I Games:	Texas Southern	6	0	Alcorn St.	6	0	Belhaven	0	3	Central Ark.	0	4						
Grambling																		

Average RPI Win: 290		WON-LOST RECORD	WINNING PCT. RANK	LAST 10 GAMES	STRENGTH OF SCHEDULE	OPP. STRENGTH OF SCHEDULE	TEAM RPI	ADJ RPI	CONF. RPI	ADJ CONF. RPI		
DIV. I ONLY		4-11-0	.26667	250	3-4-0	282	290	283	.32597	282	31	31
DIV. I NON-CONF.		0-8-0	0	283	1-2-0	94	62	258	.3866	266	28	28
<hr/>												
TOTALS		RPI 1-25		RPI 26-50		W-L RECORDS		RPI 51-100		RPI 101-150		RPI 150+
4-11-0		0-0-0		0-0-0		OVERALL		0-1-0		0-1-0		4-9-0
2-2-0		0-0-0		0-0-0		HOME		0-0-0		0-1-0		2-1-0
2-8-0		0-0-0		0-0-0		AWAY		0-1-0		0-0-0		2-7-0
0-1-0		0-0-0		0-0-0		NEUTRAL		0-0-0		0-0-0		0-1-0
0-8-0		0-0-0		0-0-0		NON-CONFERENCE		0-1-0		0-1-0		1-7-0
0-2-0		0-0-0		0-0-0		HOME		0-0-0		0-1-0		0-1-0
1-7-0		0-0-0		0-0-		AWAY		0-1-0		0-0-0		1-6-0
0-0-0		0-0-0		0-0-0		NEUTRAL		0-0-0		0-0-0		0-0-0
3-2-0		0-0-0		0-0-0		CONFERENCE		0-0-0		0-0-0		3-2-0
2-0-0		0-0-0		0-0-0		HOME		0-0-0		0-0-0		2-0-0
1-1-0		0-0-0		0-0-0		AWAY		0-0-0		0-0-0		1-1-0
0-1-0		0-0-0		0-0-0		NEUTRAL		0-0-0		0-0-0		0-1-0
RPI	S	Opponent	Score	RPI	S	Opponent	Score	RPI	S	Opponent	Score	

I  
o  
n  
a

 Tie,  Loss,  Non-Conf, S Site, H Home, A Away, N Neutral Page 283

Average RPI Win: 237		WON-LOST	WINNING	LAST 10	STRENGTH OF		OPP. STRENGTH	TEAM	ADJ	CONF.	ADJ CONF.
Average RPI Loss: 192		RECORD	PCT. RANK	GAMES	SCHEDULE		OF SCHEDULE	RPI	RPI	RPI	RPI
DIV. I ONLY		2-17-0	.10526	284	1-9-0		267	272	285	.31507	284
DIV. I NON-CONF.		1-11-0	.08333	278	0-4-0		276	273	288	.30131	288
TOTALS		RPI 1-25	RPI 26-50		W-L RECORDS		RPI 51-100		RPI 101-150		RPI 150+
2-17-0	0-0-0	0-1-0		OVERALL		0-0-0		0-3-0		2-13-0	
2-5-0	0-0-0	0-0-0		HOME		0-0-0		0-0-0		2-5-0	
0-11-0	0-0-0	0-1-0		AWAY		0-0-0		0-3-0		0-7-0	
0-1-0	0-0-0	0-0-0		NEUTRAL		0-0-0		0-0-0		0-1-0	
1-11-0	0-0-0	0-1-0		NON-CONFERENCE		0-0-0		0-2-0		1-8-0	
1-3-0	0-0-0	0-0-0		HOME		0-0-0		0-0-0		1-3-0	
0-8-0	0-0-0	0-0-		AWAY		0-0-0		0-2-0		0-5-0	
0-0-0	0-0-0	0-0-0		NEUTRAL		0-0-0		0-0-0		0-0-0	
1-6-0	0-0-0	0-0-0		CONFERENCE		0-0-0		0-1-0		1-5-0	
1-2-0	0-0-0	0-0-0		HOME		0-0-0		0-0-0		1-2-0	
0-3-0	0-0-0	0-0-0		AWAY		0-0-0		0-1-0		0-2-0	
0-1-0	0-0-0	0-0-0		NEUTRAL		0-0-0		0-0-0		0-1-0	
RPI S	Opponent	Score	RPI S	Opponent	Score	RPI S	Opponent	Score	RPI S	Opponent	Score
			47 A	Ohio St.	0 7				119 A	Wis.-Milwaukee	0 1
									134 A	American	0 4
									139 A	Colgate	0 6
									180 H	Loyola (Ill.)	1 0
									184 A	Detroit	0 3
									189 H	Butler	0 4
									192 A	Wis.-Green Bay	1 7
									192 N	Wis.-Green Bay	1 3
									198 H	Louisville	1 5
									199 A	Akron	0 8
									200 A	Western Caro.	0 2
									216 A	Toledo	0 7
									227 H	Wright St.	1 3
									233 A	Niagara	0 5
									246 H	Duquesne	0 3
									276 A	Howard	2 3
									277 H	Robert Morris	1 2
									293 H	Delaware St.	17 0
LAST 10 GAMES											
			192 N	Wis.-Green Bay	1 3		227 H	Wright St.	1 3		
			199 A	Akron	0 8		216 A	Toledo	0 7		
			180 H	Loyola (Ill.)	1 0		134 A	American	0 4		
			119 A	Wis.-Milwaukee	0 1		189 H	Butler	0 4		
			192 A	Wis.-Green Bay	1 7		276 A	Howard	2 3		

Non-Div. I Games:

Youngstown St.

Average RPI Win:	279	WON-LOST RECORD	WINNING PCT. RANK	LAST 10 GAMES	STRENGTH OF SCHEDULE	OPP. STRENGTH OF SCHEDULE	TEAM RPI	ADJ RPI	CONF. RPI	ADJ CONF. RPI				
DIV. I ONLY		1-17-0	.05556	291	1-8-0	260	238	284	.31474	285	27	27		
DIV. I NON-CONF.		0-12-0	0	283	0-3-0	213	229	286	.31904	287	27	27		
<hr/>														
TOTALS	RPI 1-25	RPI 26-50		W-L RECORDS		RPI 51-100		RPI 101-150		RPI 150+				
1-17-0	0-0-0	0-1-0		OVERALL		0-2-0		0-3-0		1-11-0				
1-7-0	0-0-0	0-0-0		HOME		0-0-0		0-2-0		1-5-0				
0-8-0	0-0-0	0-1-0		AWAY		0-1-0		0-1-0		0-5-0				
0-2-0	0-0-0	0-0-0		NEUTRAL		0-1-0		0-0-0		0-1-0				
<hr/>														
0-12-0	0-0-0	0-1-0		NON-CONFERENCE		0-1-0		0-2-0		0-8-0				
0-5-0	0-0-0	0-0-0		HOME		0-0-0		0-1-0		0-4-0				
0-5-0	0-0-0	0-0-		AWAY		0-0-0		0-1-0		0-3-0				
0-2-0	0-0-0	0-0-0		NEUTRAL		0-1-0		0-0-0		0-1-0				
<hr/>														
1-5-0	0-0-0	0-0-0		CONFERENCE		0-1-0		0-1-0		1-3-0				
1-2-0	0-0-0	0-0-0		HOME		0-0-0		0-1-0		1-1-0				
0-3-0	0-0-0	0-0-0		AWAY		0-1-0		0-0-0		0-2-0				
0-0-0	0-0-0	0-0-0		NEUTRAL		0-0-0		0-0-0		0-0-0				
<hr/>														
RPI S	Opponent	Score	RPI S	Opponent	Score	RPI S	Opponent	Score	RPI S	Opponent	Score			
			48 A	Brigham Young	0 5	63 A	Oakland	0 4	121 A	UNLV	2 5			
						73 N	UC Santa Barb.	0 6	147 H	Oral Roberts	0 2			
									149 H	Utah St.	0 2			
									154 A	Long Beach St.	0 3			
									176 H	San Diego St.	0 3			
									178 H	Idaho St.	2 6			
									205 A	Centenary (La.)	0 1			
									226 H	Weber St.	0 1			
									234 A	IPFW	0 3			
									236 H	Northern Ariz.	0 4			
									241 N	Drury	0 1			
									250 H	Valparaiso	1 2			
									265 A	Northern Ill.	0 1			
									268 A	Western Ill.	0 2			
									279 H	IUPUI	3 1			
<hr/>														
LAST 10 GAMES														
147 H Oral Roberts						0	2	236 H Northern Ariz.					0	4
205 A Centenary (La.)						0	1	250 H Valparaiso					1	2
265 A Northern Ill.						0	1	234 A IPFW					0	3
268 A Western Ill.						0	2	63 A Oakland					0	4
279 H IUPUI						3	1	226 H Weber St.					0	1

<b>Non-Div. I Games:</b>	<b>Texas Woman's</b>	<b>3</b>	<b>1</b>
--------------------------	----------------------	----------	----------

Southern Utah

Average RPI Win:		293	WON-LOST		WINNING		LAST 10		STRENGTH OF		OPP. STRENGTH		TEAM		ADJ		CONF.		ADJ CONF.	
Average RPI Loss:		209	RECORD		PCT. RANK		GAMES		SCHEDULE		OF SCHEDULE		RPI		RPI		RPI		RPI	
DIV. I ONLY			2-9-2		.23077		262		1-4-2		288		289		286		.30184		286	
DIV. I NON-CONF.			2-9-2		.23077		250		1-3-2		289		292		290		.28256		290	
TOTALS		RPI 1-25		RPI 26-50		W-L RECORDS		RPI 51-100		RPI 101-150		RPI 150+								
2-9-2		0-0-0		0-0-0		OVERALL		0-0-0		0-2-0		2-7-2								
2-4-2		0-0-0		0-0-0		HOME		0-0-0		0-1-0		2-3-2								
0-4-0		0-0-0		0-0-0		AWAY		0-0-0		0-1-0		0-3-0								
0-1-0		0-0-0		0-0-0		NEUTRAL		0-0-0		0-0-0		0-1-0								
2-9-2		0-0-0		0-0-0		NON-CONFERENCE		0-0-0		0-2-0		2-6-2								
2-3-2		0-0-0		0-0-0		HOME		0-0-0		0-1-0		2-2-2								
0-4-0		0-0-0		0-0-		AWAY		0-0-0		0-1-0		0-3-0								
0-1-0		0-0-0		0-0-0		NEUTRAL		0-0-0		0-0-0		0-1-0								
0-1-0		0-0-0		0-0-0		CONFERENCE		0-0-0		0-0-0		0-1-0								
0-1-0		0-0-0		0-0-0		HOME		0-0-0		0-0-0		0-1-0								
0-0-0		0-0-0		0-0-0		AWAY		0-0-0		0-0-0		0-0-0								
0-0-0		0-0-0		0-0-0		NEUTRAL		0-0-0		0-0-0		0-0-0								
RPI	S	Opponent		Score		RPI	S	Opponent		Score		RPI	S	Opponent		Score				
					</															

Average RPI Win: 159		WON-LOST	WINNING	LAST 10	STRENGTH OF		OPP. STRENGTH	TEAM	ADJ		CONF.	ADJ CONF.	
Average RPI Loss: 227		RECORD	PCT. RANK	GAMES	SCHEDULE		OF SCHEDULE	RPI	RPI		RPI	RPI	
DIV. I ONLY		1-14-1	.09375	287	1-9-0		276	285	287	.2911	287	29	29
DIV. I NON-CONF.		1-5-1	.21429	253	1-1-0		256	274	279	.35496	279	30	30
TOTALS		RPI 1-25	RPI 26-50		W-L RECORDS		RPI 51-100		RPI 101-150		RPI 150+		
1-14-1	0-0-0	0-0-0		OVERALL		0-0-0		0-2-0		1-12-1			
1-7-1	0-0-0	0-0-0		HOME		0-0-0		0-1-0		1-6-1			
0-7-0	0-0-0	0-0-0		AWAY		0-0-0		0-1-0		0-6-0			
0-0-0	0-0-0	0-0-0		NEUTRAL		0-0-0		0-0-0		0-0-0			
1-5-1	0-0-0	0-0-0		NON-CONFERENCE		0-0-0		0-1-0		1-4-1			
1-2-1	0-0-0	0-0-0		HOME		0-0-0		0-0-0		1-2-1			
0-3-0	0-0-0	0-0-		AWAY		0-0-0		0-1-0		0-2-0			
0-0-0	0-0-0	0-0-0		NEUTRAL		0-0-0		0-0-0		0-0-0			
0-9-0	0-0-0	0-0-0		CONFERENCE		0-0-0		0-1-0		0-8-0			
0-5-0	0-0-0	0-0-0		HOME		0-0-0		0-1-0		0-4-0			
0-4-0	0-0-0	0-0-0		AWAY		0-0-0		0-0-0		0-4-0			
0-0-0	0-0-0	0-0-0		NEUTRAL		0-0-0		0-0-0		0-0-0			
RPI S	Opponent	Score	RPI S	Opponent	Score	RPI S	Opponent	Score	RPI S	Opponent	Score		
									115 H	Loyola (Md.)	0 1		
									139 A	Colgate	0 5		
									159 H	Buffalo	2 1		
									183 A	Wofford	0 4		
									208 H	Rider	0 3		
									218 H	Fairfield	1 2		
									222 A	Siena	0 3		
									233 H	Niagara	0 1		
									234 H	IPFW	1 3		
									246 H	Duquesne	0 1		
									261 A	Marist	1 2		
									270 A	Manhattan	0 1		
									271 A	Charleston So.	1 4		
									275 H	Citadel	1 1		
									283 H	Iona	0 2		
									291 A	St. Peter's	1 2		
LAST 10 GAMES													
						208 H	Rider	0 3	218 H	Fairfield	1 2		
						115 H	Loyola (Md.)	0 1	261 A	Marist	1 2		
						291 A	St. Peter's	1 2	222 A	Siena	0 3		
						270 A	Manhattan	0 1	234 H	IPFW	1 3		
						283 H	Iona	0 2	159 H	Buffalo	2 1		

Non-Div. I Games:

Canisius

Average RPI Win: 293		WON-LOST RECORD		WINNING PCT. RANK		LAST 10 GAMES		STRENGTH OF SCHEDULE		OPP. STRENGTH OF SCHEDULE		TEAM RPI		ADJ RPI		CONF. RPI		ADJ CONF. RPI	
DIV. I ONLY		4-6-1		.40909 204		3-4-1		292		292		289		.28918 288		31		31	
DIV. I NON-CONF.		0-3-0		0 283		0-2-1		149		2		241		.41063 244		28		28	
TOTALS		RPI 1-25		RPI 26-50		W-L RECORDS		RPI 51-100		RPI 101-150		RPI 150+							
4-6-1		0-0-0		0-0-0		OVERALL		0-0-0		0-0-0		4-6-1							
2-2-0		0-0-0		0-0-0		HOME		0-0-0		0-0-0		2-2-0							
2-4-1		0-0-0		0-0-0		AWAY		0-0-0		0-0-0		2-4-1							
0-0-0		0-0-0		0-0-0		NEUTRAL		0-0-0		0-0-0		0-0-0							
0-3-0		0-0-0		0-0-0		NON-CONFERENCE		0-0-0		0-0-0		0-4-1							
0-1-0		0-0-0		0-0-0		HOME		0-0-0		0-0-0		0-1-0							
0-3-1		0-0-0		0-0-		AWAY		0-0-0		0-0-0		0-3-1							
0-0-0		0-0-0		0-0-0		NEUTRAL		0-0-0		0-0-0		0-0-0							
4-2-0		0-0-0		0-0-0		CONFERENCE		0-0-0		0-0-0		4-2-0							
2-1-0		0-0-0		0-0-0		HOME		0-0-0		0-0-0		2-1-0							
2-1-0		0-0-0		0-0-0		AWAY		0-0-0		0-0-0		2-1-0							
0-0-0		0-0-0		0-0-0		NEUTRAL		0-0-0		0-0-0		0-0-0							
RPI	S	Opponent	Score	RPI	S	Opponent	Score	RPI	S	Opponent	Score	RPI	S	Opponent	Score				
												168	H	UTEP	0 12				
												252	A	McNeese St.	2 7				
												263	A	Alabama A&M	0 7				
												272	A	Sam Houston St.	0 3				
												280	H	Grambling	0 1				
												282	A	Mississippi Val.	1 3				
												286	A	Jackson St.	1 1				
												292	A	Southern U.	5 0				
												292	H	Southern U.	2 0				
												294	A	Ark.-Pine Bluff	3 1				
												294	H	Ark.-Pine Bluff	9 1				
LAST 10 GAMES																			
				263	A	Alabama A&M	0 7	286	A	Jackson St.	1 1								
				294	H	Ark.-Pine Bluff	9 1	282	A	Mississippi Val.	1 3								
				294	A	Ark.-Pine Bluff	3 1	168	H	UTEP	0 12								
				292	A	Southern U.	5 0	292	H	Southern U.	2 0								
				280	H	Grambling	0 1	272	A	Sam Houston St.	0 3								
Non-Div. I Games:		Texas Southern		10	1	Texas Southern		9	1	St. Mary's (TX)		0	7	Texas Southern		4	0		
Prairie View																			



Average RPI Win: 0		WON-LOST RECORD	WINNING PCT. RANK	LAST 10 GAMES	STRENGTH OF SCHEDULE	OPP. STRENGTH OF SCHEDULE	TEAM RPI	ADJ RPI	CONF. RPI	ADJ CONF. RPI								
Average RPI Loss: 238																		
DIV. I ONLY		0-8-0	0 292	0-5-0	281	283	290	.27603	289	28	28							
DIV. I NON-CONF.		0-3-0	0 283	0-2-0	292	279	292	.22005	292	29	29							
<hr/>																		
TOTALS		RPI 1-25		RPI 26-50		W-L RECORDS		RPI 51-100		RPI 101-150		RPI 150+						
0-8-0		0-0-0		0-0-0		OVERALL		0-0-0		0-0-0		0-8-0						
0-4-0		0-0-0		0-0-0		HOME		0-0-0		0-0-0		0-4-0						
0-4-0		0-0-0		0-0-0		AWAY		0-0-0		0-0-0		0-4-0						
0-0-0		0-0-0		0-0-0		NEUTRAL		0-0-0		0-0-0		0-0-0						
0-3-0		0-0-0		0-0-0		NON-CONFERENCE		0-0-0		0-0-0		0-3-0						
0-1-0		0-0-0		0-0-0		HOME		0-0-0		0-0-0		0-1-0						
0-2-0		0-0-0		0-0-		AWAY		0-0-0		0-0-0		0-2-0						
0-0-0		0-0-0		0-0-0		NEUTRAL		0-0-0		0-0-0		0-0-0						
0-5-0		0-0-0		0-0-0		CONFERENCE		0-0-0		0-0-0		0-5-0						
0-3-0		0-0-0		0-0-0		HOME		0-0-0		0-0-0		0-3-0						
0-2-0		0-0-0		0-0-0		AWAY		0-0-0		0-0-0		0-2-0						
0-0-0		0-0-0		0-0-0		NEUTRAL		0-0-0		0-0-0		0-0-0						
RPI	S	Opponent		Score		RPI	S	Opponent		Score		RPI	S	Opponent		Score		
												187	H	UNC Asheville		0	4	
												215	H	High Point		1	3	
												237	H	Coastal Caro.		1	6	
												238	A	Birmingham-So.		0	2	
												243	H	Mercer		0	3	
												245	A	Radford		1	6	
												263	A	Alabama A&M		0	1	
												278	A	Morehead St.		2	5	
						LAST 10 GAMES												
						215	H	High Point		1	3	237	H	Coastal Caro.		1	6	
						263	A	Alabama A&M		0	1	245	A	Radford		1	6	
						238	A	Birmingham-So.		0	2	243	H	Mercer		0	3	
						187	H	UNC Asheville		0	4							
						278	A	Morehead St.		2	5							
Non-Div. I Games:		Randolph		3	0	Longwood		1	5	Emory & Henry		5	2	Carson-Newman		0	5	
		Bridgewater (VA)		4	0	Rowan		0	6	Roanoke		0	4	Southern Va.		VMI	5	0

Average RPI Win: 293		WON-LOST RECORD		WINNING PCT. RANK		LAST 10 GAMES		STRENGTH OF SCHEDULE		OPP. STRENGTH OF SCHEDULE		TEAM RPI		ADJ RPI		CONF. RPI		ADJ CONF. RPI		
DIV. I ONLY		1-9-0		.1 285		1-5-0		290		287		291		.273 290		30		30		
DIV. I NON-CONF.		0-8-0		0 283		0-4-0		273		276		289		.28605 289		31		31		
TOTALS		RPI 1-25		RPI 26-50		W-L RECORDS		RPI 51-100		RPI 101-150		RPI 150+								
1-9-0		0-0-0		0-0-0		OVERALL		0-0-0		0-2-0		1-7-0								
1-4-0		0-0-0		0-0-0		HOME		0-0-0		0-1-0		1-3-0								
0-5-0		0-0-0		0-0-0		AWAY		0-0-0		0-1-0		0-4-0								
0-0-0		0-0-0		0-0-0		NEUTRAL		0-0-0		0-0-0		0-0-0								
0-8-0		0-0-0		0-0-0		NON-CONFERENCE		0-0-0		0-2-0		0-6-0								
0-3-0		0-0-0		0-0-0		HOME		0-0-0		0-1-0		0-2-0								
0-5-0		0-0-0		0-0-		AWAY		0-0-0		0-1-0		0-4-0								
0-0-0		0-0-0		0-0-0		NEUTRAL		0-0-0		0-0-0		0-0-0								
1-1-0		0-0-0		0-0-0		CONFERENCE		0-0-0		0-0-0		1-1-0								
1-1-0		0-0-0		0-0-0		HOME		0-0-0		0-0-0		1-1-0								
0-0-0		0-0-0		0-0-0		AWAY		0-0-0		0-0-0		0-0-0								
0-0-0		0-0-0		0-0-0		NEUTRAL		0-0-0		0-0-0		0-0-0								
RPI	S	Opponent		Score		RPI	S	Opponent		Score		RPI	S	Opponent		Score				
														135 H	Appalachian St.	0	6			
														145 A	Col. of Charleston	0	9			
														187 A	UNC Asheville	0	4			
														237 A	Coastal Caro.	0	11			
														255 H	Winthrop	0	3			
														269 A	Lipscomb	1	3			
														271 A	Charleston So.	0	11			
														275 H	Citadel	0	6			
														276 H	Howard	0	2			
														293 H	Delaware St.	10	0			
LAST 10 GAMES																				
				271 A	Charleston So.	0	11			276 H	Howard	0	2							
				275 H	Citadel	0	6			293 H	Delaware St.	10	0							
				135 H	Appalachian St.	0	6			237 A	Coastal Caro.	0	11							
				269 A	Lipscomb	1	3			145 A	Col. of Charleston	0	9							
				187 A	UNC Asheville	0	4			255 H	Winthrop	0	3							
Non-Div. I Games:		Brevard		5	0	Coker		3	2	Columbia (SC)		5	0	Fisk		13		0	South Carolina St.	

Average RPI Win:	290	WON-LOST RECORD	WINNING PCT. RANK	LAST 10 GAMES	STRENGTH OF SCHEDULE	OPP. STRENGTH OF SCHEDULE	TEAM RPI	ADJ RPI	CONF. RPI	ADJ CONF. RPI		
Average RPI Loss:	214											
DIV. I ONLY	2-17-1	.125	279	1-8-1	287	281	288	.27134	291	29	29	
DIV. I NON-CONF.	1-9-0	.1	276	0-1-0	288	259	291	.28049	291	30	30	
<hr/>												
TOTALS	RPI 1-25	RPI 26-50		W-L RECORDS	RPI 51-100		RPI 101-150		RPI 150+			
2-17-1	0-0-0	0-0-0		OVERALL	0-1-0		0-1-0		2-15-1			
1-6-1	0-0-0	0-0-0		HOME	0-0-0		0-0-0		1-6-1			
1-10-0	0-0-0	0-0-0		AWAY	0-1-0		0-1-0		1-8-0			
0-1-0	0-0-0	0-0-0		NEUTRAL	0-0-0		0-0-0		0-1-0			
<hr/>												
1-9-0	0-0-0	0-0-0		NON-CONFERENCE	0-1-0		0-0-0		1-8-0			
0-3-0	0-0-0	0-0-0		HOME	0-0-0		0-0-0		0-3-0			
1-6-0	0-0-0	0-0-		AWAY	0-1-0		0-0-0		1-5-0			
0-0-0	0-0-0	0-0-0		NEUTRAL	0-0-0		0-0-0		0-0-0			
<hr/>												
1-8-1	0-0-0	0-0-0		CONFERENCE	0-0-0		0-1-0		1-7-1			
1-3-1	0-0-0	0-0-0		HOME	0-0-0		0-0-0		1-3-1			
0-4-0	0-0-0	0-0-0		AWAY	0-0-0		0-1-0		0-3-0			
0-1-0	0-0-0	0-0-0		NEUTRAL	0-0-0		0-0-0		0-1-0			
<hr/>												
RPI S	Opponent	Score	RPI S	Opponent	Score	RPI S	Opponent	Score	RPI S	Opponent	Score	
						99 A	Sacred Heart	0 4	115 A	Loyola (Md.)	0 4	
						151 A	Binghamton	2 4				
						161 H	Monmouth	0 5				
						171 A	Seton Hall	0 6				
						208 A	Rider	0 8				
						213 A	Stony Brook	0 3				
						218 H	Fairfield	0 4				
						222 A	Siena	0 7				
						233 H	Niagara	1 4				
						244 H	Lafayette	0 3				
						253 H	St. Bonaventure	0 2				
						261 A	Marist	1 2				
						264 A	Wagner	0 4				
						270 H	Manhattan	0 1				
						280 A	Albany (N.Y.)	0 2				
						283 H	Iona	2 2				
						283 N	Iona	0 2				
						287 H	Canisius	2 1				
						293 A	Delaware St.	11 0				
									LAST 10 GAMES			
			287 H Canisius	2 1	222 A Siena	0 7						
			233 H Niagara	1 4	261 A Marist	1 2						
			208 A Rider	0 8	270 H Manhattan	0 1						
			115 A Loyola (Md.)	0 4	218 H Fairfield	0 4						
			264 A Wagner	0 4	283 H Iona	2 2						

Non-Div. I Games:

St. Peter's

Average RPI Win:	294	WON-LOST RECORD	WINNING PCT. RANK	LAST 10 GAMES	STRENGTH OF SCHEDULE	OPP. STRENGTH OF SCHEDULE	TEAM RPI	ADJ RPI	CONF. RPI	ADJ CONF. RPI		
DIV. I ONLY		2-7-0	.22222	263	2-5-0	291	293	292	.23637	292	31	31
DIV. I NON-CONF.		0-1-0	0	283	0-2-0	1	1	1	.82062	1	28	28
<hr/>												
TOTALS	RPI 1-25	RPI 26-50		W-L RECORDS		RPI 51-100		RPI 101-150		RPI 150+		
2-7-0	0-0-0	0-0-0		OVERALL		0-0-0		0-1-0		2-6-0		
1-2-0	0-0-0	0-0-0		HOME		0-0-0		0-0-0		1-2-0		
1-5-0	0-0-0	0-0-0		AWAY		0-0-0		0-1-0		1-4-0		
0-0-0	0-0-0	0-0-0		NEUTRAL		0-0-0		0-0-0		0-0-0		
<hr/>												
0-1-0	0-0-0	0-0-0		NON-CONFERENCE		0-0-0		0-1-0		0-2-0		
0-0-0	0-0-0	0-0-0		HOME		0-0-0		0-0-0		0-0-0		
0-3-0	0-0-0	0-0-		AWAY		0-0-0		0-1-0		0-2-0		
0-0-0	0-0-0	0-0-0		NEUTRAL		0-0-0		0-0-0		0-0-0		
<hr/>												
2-4-0	0-0-0	0-0-0		CONFERENCE		0-0-0		0-0-0		2-4-0		
1-2-0	0-0-0	0-0-0		HOME		0-0-0		0-0-0		1-2-0		
1-2-0	0-0-0	0-0-0		AWAY		0-0-0		0-0-0		1-2-0		
0-0-0	0-0-0	0-0-0		NEUTRAL		0-0-0		0-0-0		0-0-0		
<hr/>												
RPI S	Opponent	Score	RPI S	Opponent	Score	RPI S	Opponent	Score	RPI S	Opponent	Score	
									136 A	LSU	0	9
									263 A	Alabama A&M	0	4
									280 A	Grambling	1	2
									282 H	Mississippi Val.	3	4
									286 A	Jackson St.	2	3
									288 A	Prairie View	0	2
									288 H	Prairie View	0	5
									294 A	Ark.-Pine Bluff	4	0
									294 H	Ark.-Pine Bluff	9	2
									<hr/>			
			LAST 10 GAMES									
			263 A	Alabama A&M	0	4	282 H	Mississippi Val.	3	4		
			288 H	Prairie View	0	5	136 A	LSU	0	9		
			294 A	Ark.-Pine Bluff	4	0	288 A	Prairie View	0	2		
			280 A	Grambling	1	2	286 A	Jackson St.	2	3		
			294 H	Ark.-Pine Bluff	9	2						
<hr/>												
Non-Div. I Games:	Alcorn St.	6	0	Texas Southern	10	3	Alcorn St.	2	0	Texas Southern	3	0
												Southern U.

Average RPI Win:	0	WON-LOST	WINNING	LAST 10	STRENGTH OF	OPP. STRENGTH	TEAM	ADJ	CONF.	ADJ CONF.		
Average RPI Loss:	260	RECORD	PCT. RANK	GAMES	SCHEDULE	OF SCHEDULE	RPI	RPI	RPI	RPI		
DIV. I ONLY		0-9-0	0	292	0-9-0	293	288	293	.1956	293	30	30
DIV. I NON-CONF.		0-8-0	0	283	0-7-0	293	293	293	.19339	293	31	31
<hr/>												
TOTALS	RPI 1-25	RPI 26-50		W-L RECORDS		RPI 51-100		RPI 101-150		RPI 150+		
0-9-0	0-0-0	0-0-0		OVERALL		0-0-0		0-0-0		0-9-0		
0-2-0	0-0-0	0-0-0		HOME		0-0-0		0-0-0		0-2-0		
0-7-0	0-0-0	0-0-0		AWAY		0-0-0		0-0-0		0-7-0		
0-0-0	0-0-0	0-0-0		NEUTRAL		0-0-0		0-0-0		0-0-0		
0-8-0	0-0-0	0-0-0		NON-CONFERENCE		0-0-0		0-0-0		0-7-0		
0-2-0	0-0-0	0-0-0		HOME		0-0-0		0-0-0		0-2-0		
0-5-0	0-0-0	0-0-		AWAY		0-0-0		0-0-0		0-5-0		
0-0-0	0-0-0	0-0-0		NEUTRAL		0-0-0		0-0-0		0-0-0		
0-2-0	0-0-0	0-0-0		CONFERENCE		0-0-0		0-0-0		0-2-0		
0-0-0	0-0-0	0-0-0		HOME		0-0-0		0-0-0		0-0-0		
0-2-0	0-0-0	0-0-0		AWAY		0-0-0		0-0-0		0-2-0		
0-0-0	0-0-0	0-0-0		NEUTRAL		0-0-0		0-0-0		0-0-0		
RPI	S	Opponent	Score	RPI	S	Opponent	Score	RPI	S	Opponent	Score	
								207	A	Lehigh	0	9
								229	A	Mt. St. Mary's	0	10
								245	A	Radford	0	6
								256	A	Drexel	0	9
								264	H	Wagner	1	17
								276	A	Howard	0	12
								284	A	Youngstown St.	0	17
								290	A	South Carolina St.	0	10
								291	H	St. Peter's	0	11
										</		

Average RPI Win:		0	WON-LOST		WINNING		LAST 10		STRENGTH OF		OPP. STRENGTH		TEAM		ADJ		CONF.		ADJ CONF.						
Average RPI Loss:		286	RECORD		PCT. RANK		GAMES		SCHEDULE		OF SCHEDULE		RPI		RPI		RPI		RPI						
DIV. I ONLY			0-8-0		0		292		0-7-0		294		294		294		.14835		294						
DIV. I NON-CONF.			0-0-0		0		283		0-1-0		294		294		294		-.0024		294						
TOTALS		RPI 1-25		RPI 26-50		W-L RECORDS		RPI 51-100		RPI 101-150		RPI 150+													
0-8-0		0-0-0		0-0-0		OVERALL		0-0-0		0-0-0		0-8-0													
0-2-0		0-0-0		0-0-0		HOME		0-0-0		0-0-0		0-2-0													
0-5-0		0-0-0		0-0-0		AWAY		0-0-0		0-0-0		0-5-0													
0-1-0		0-0-0		0-0-0		NEUTRAL		0-0-0		0-0-0		0-1-0													
0-0-0		0-0-0		0-0-0		NON-CONFERENCE		0-0-0		0-0-0		0-1-0													
0-0-0		0-0-0		0-0-0		HOME		0-0-0		0-0-0		0-0-0													
0-1-0		0-0-0		0-0-		AWAY		0-0-0		0-0-0		0-1-0													
0-0-0		0-0-0		0-0-0		NEUTRAL		0-0-0		0-0-0		0-0-0													
0-7-0		0-0-0		0-0-0		CONFERENCE		0-0-0		0-0-0		0-7-0													
0-2-0		0-0-0		0-0-0		HOME		0-0-0		0-0-0		0-2-0													
0-4-0		0-0-0		0-0-0		AWAY		0-0-0		0-0-0		0-4-0													
0-1-0		0-0-0		0-0-0		NEUTRAL		0-0-0		0-0-0		0-1-0													
RPI	S	Opponent		Score		RPI	S	Opponent		Score		RPI	S	Opponent		Score									
														280 A Grambling		0		7							
														280 N Grambling		1		9							
														282 A Mississippi Val.		0		8							
														286 A Jackson St.		0		5							
														288 A Prairie View		1		9							
														288 H Prairie View		1		3							
														292 A Southern U.		2		9							
														292 H Southern U.		0		4							
						LAST 10 GAMES																			
						282 A Mississippi Val.						0		8		288 A Prairie View						1		9	
						286 A Jackson St.						0		5		280 A Grambling						0		7	
						292 H Southern U.						0		4		288 H Prairie View						1		3	
						292 A Southern U.						2		9		280 N Grambling						1		9	
Non-Div. I Games:		Texas Southern		6	5	Texas Southern		2	3	Alcorn St.		4	2	Ark.-Pine Bluff											