

Average RPI Win:		39	WON-LOST RECORD		WINNING PCT. RANK		LAST 10 GAMES		STRENGTH OF SCHEDULE		OPP. STRENGTH OF SCHEDULE		TEAM RPI		ADJ RPI		CONF. RPI		ADJ CONF. RPI					
DIV. I ONLY			31- 1		.96875		1		10- 0		1		1		1		.78157		1		1		1	
DIV. I NON-CONF.			13- 0		1		1		6- 0		1		2		1		.80783		1		1		1	
TOTALS		RPI 1-25		RPI 26-50		W-L RECORDS		RPI 51-100		RPI 101-150		RPI 150+												
31- 1		16- 1		8- 0		OVERALL		1- 0		6- 0		0- 0												
10- 1		3- 1		5- 0		HOME		0- 0		2- 0		0- 0												
13- 0		7- 0		3- 0		AWAY		0- 0		3- 0		0- 0												
8- 0		6- 0		0- 0		NEUTRAL		1- 0		1- 0		0- 0												
13- 0		8- 0		2- 0		NON-CONFERENCE		1- 0		2- 0		0- 0												
2- 0		0- 0		2- 0		HOME		0- 0		0- 0		0- 0												
4- 0		3- 0		0- 0		AWAY		0- 0		1- 0		0- 0												
7- 0		5- 0		0- 0		NEUTRAL		1- 0		1- 0		0- 0												
18- 1		8- 1		6- 0		CONFERENCE		0- 0		4- 0		0- 0												
8- 1		3- 1		3- 0		HOME		0- 0		2- 0		0- 0												
9- 0		4- 0		3- 0		AWAY		0- 0		2- 0		0- 0												
1- 0		1- 0		0- 0		NEUTRAL		0- 0		0- 0		0- 0												
RPI	S	Opponent		Score		RPI	S	Opponent		Score		RPI	S	Opponent		Score								
2	A	Stanford		3 2		29	A	UCLA		3 0		69	N	Pittsburgh		3 0								
2	H	Stanford		2 3		29	H	UCLA		3 0		106	H	Oregon St.		3 0								
2	N	Stanford		3 1		31	A	California		3 2		108	A	Brigham Young		3 0								
3	N	Florida		3 1		31	H	California		3 0		110	N	Wake Forest		3 1								
3	N	Florida		3 0		32	A	Arizona St.		3 0		127	A	Oregon		3 0								
4	N	Nebraska		3 0		32	H	Arizona St.		3 0		127	H	Oregon		3 0								
7	A	Pepperdine		3 0		34	H	San Diego		3 0														
7	N	Pepperdine		3 0		39	H	Texas A&M		3 0														
8	A	UC Santa Barb.		3 0																				
13	A	Arizona		3 0																				
13	H	Arizona		3 0																				
16	A	Washington St.		3 1																				
16	H	Washington St.		3 0																				
22	A	Ball St.		3 0																				
23	N	Michigan St.		3 0																				
25	A	Washington		3 1																				
25	H	Washington		3 0																				
						LAST 10 GAMES																		
						2	N	Stanford		3 1		34	H	San Diego		3 0								
						3	N	Florida		3 1		8	A	UC Santa Barb.		3 0								
						7	N	Pepperdine		3 0		32	H	Arizona St.		3 0								
						23	N	Michigan St.		3 0		13	H	Arizona		3 0								
						39	H	Texas A&M		3 0		29	A	UCLA		3 0								

**Non-Div. I Games:**

Southern California

Average RPI Win: 47		WON-LOST RECORD		WINNING PCT. RANK		LAST 10 GAMES		STRENGTH OF SCHEDULE		OPP. STRENGTH OF SCHEDULE		TEAM RPI		ADJ RPI		CONF. RPI		ADJ CONF. RPI	
DIV. I ONLY		32- 5		.86486 12		8- 2		2		2		2		.74011 2		1		1	
DIV. I NON-CONF.		16- 1		.94118 4		5- 0		3		7		2		.76128 2		1		1	
TOTALS		RPI 1-25		RPI 26-50		W-L RECORDS		RPI 51-100		RPI 101-150		RPI 150+							
32- 5		12- 5		9- 0		OVERALL		5- 0		5- 0		1- 0							
17- 1		6- 1		6- 0		HOME		2- 0		3- 0		0- 0							
12- 3		4- 3		3- 0		AWAY		2- 0		2- 0		1- 0							
3- 1		2- 1		0- 0		NEUTRAL		1- 0		0- 0		0- 0							
16- 1		6- 1		3- 0		NON-CONFERENCE		5- 0		1- 0		1- 0							
8- 0		2- 0		3- 0		HOME		2- 0		1- 0		0- 0							
5- 1		2- 1		0- 0		AWAY		2- 0		0- 0		1- 0							
3- 0		2- 0		0- 0		NEUTRAL		1- 0		0- 0		0- 0							
16- 4		6- 4		6- 0		CONFERENCE		0- 0		4- 0		0- 0							
9- 1		4- 1		3- 0		HOME		0- 0		2- 0		0- 0							
7- 2		2- 2		3- 0		AWAY		0- 0		2- 0		0- 0							
0- 1		0- 1		0- 0		NEUTRAL		0- 0		0- 0		0- 0							
RPI	S	Opponent		Score		RPI	S	Opponent		Score		RPI	S	Opponent		Score			
1	A	Southern California		3	2	29	A	UCLA		3	0	52	H	Cal Poly		3	0		
1	H	Southern California		2	3	29	H	UCLA		3	1	57	A	Pacific (Cal.)		3	0		
1	N	Southern California		1	3	31	A	California		3	2	57	H	Pacific (Cal.)		3	1		
3	A	Florida		0	3	31	H	California		3	0	66	N	Houston		3	0		
5	A	Hawaii		3	0	32	A	Arizona St.		3	0	94	A	Illinois St.		3	0		
5	N	Hawaii		3	0	32	H	Arizona St.		3	0								
6	A	Minnesota		3	1	33	H	Utah		3	1								
7	H	Pepperdine		3	0	35	H	Santa Clara		3	0								
10	N	Northern Iowa		3	0	48	H	Sacramento St.		3	0								
13	A	Arizona		2	3														
13	H	Arizona		3	0														
13	H	Arizona		3	0														
16	A	Washington St.		1	3														
16	H	Washington St.		3	0														
20	H	Ohio St.		3	0														
25	A	Washington		3	1														
25	H	Washington		3	0														
LAST 10 GAMES																			
		1 N Southern California		1	3	48	H	Sacramento St.		3	0								
		5 N Hawaii		3	0	35	H	Santa Clara		3	0								
		13 H Arizona		3	0	31	A	California		3	2								
		20 H Ohio St.		3	0	16	A	Washington St.		1	3								
		57 H Pacific (Cal.)		3	1	25	A	Washington		3	1								

Non-Div. I Games:

Stanford

Average RPI Win:	84	WON-LOST RECORD	WINNING PCT. RANK	LAST 10 GAMES	STRENGTH OF SCHEDULE	OPP. STRENGTH OF SCHEDULE	TEAM RPI	ADJ RPI	CONF. RPI	ADJ CONF. RPI		
DIV. I ONLY		34- 3	.91892	5	8- 2	4	19	4	.715	3	5	5
DIV. I NON-CONF.		15- 3	.83333	23	5- 2	5	9	5	.72002	5	5	5
<hr/>												
TOTALS	RPI 1-25	RPI 26-50		W-L RECORDS		RPI 51-100		RPI 101-150		RPI 150+		
34- 3	8- 3	5- 0		OVERALL		8- 0		7- 0		6- 0		
18- 0	5- 0	3- 0		HOME		4- 0		3- 0		3- 0		
11- 0	2- 0	1- 0		AWAY		3- 0		2- 0		3- 0		
5- 3	1- 3	1- 0		NEUTRAL		1- 0		2- 0		0- 0		
15- 3	4- 3	2- 0		NON-CONFERENCE		4- 0		4- 0		1- 0		
10- 0	3- 0	2- 0		HOME		2- 0		2- 0		1- 0		
2- 0	0- 0	0- 0		AWAY		1- 0		1- 0		0- 0		
3- 3	1- 3	0- 0		NEUTRAL		1- 0		1- 0		0- 0		
19- 0	4- 0	3- 0		CONFERENCE		4- 0		3- 0		5- 0		
8- 0	2- 0	1- 0		HOME		2- 0		1- 0		2- 0		
9- 0	2- 0	1- 0		AWAY		2- 0		1- 0		3- 0		
2- 0	0- 0	1- 0		NEUTRAL		0- 0		1- 0		0- 0		
<hr/>												
RPI S	Opponent	Score	RPI S	Opponent	Score	RPI S	Opponent	Score	RPI S	Opponent	Score	
1 N	Southern California	0 3	37 H	Temple	3 0	58 A	American	3 0	105 N	Oral Roberts	3 1	
1 N	Southern California	1 3	40 H	Florida St.	3 1	62 A	Alabama	3 0	107 A	Kentucky	3 0	
2 H	Stanford	3 0	49 A	Georgia	3 0	64 H	Ohio	3 0	107 H	Kentucky	3 0	
10 N	Northern Iowa	2 3	49 H	Georgia	3 0	68 A	Tennessee	3 0	107 N	Kentucky	3 0	
14 H	South Fla.	3 1	49 N	Georgia	3 0	68 H	Tennessee	3 0	108 A	Brigham Young	3 0	
16 H	Washington St.	3 1				78 H	LSU	3 1	112 H	UCF	3 0	
17 N	Penn St.	3 2				84 H	Illinois	3 0	114 H	Rhode Island	3 0	
18 A	Arkansas	3 1				94 N	Illinois St.	3 0	153 H	UAB	3 0	
18 H	Arkansas	3 0							186 A	Mississippi St.	3 0	
24 A	South Carolina	3 0							186 H	Mississippi St.	3 0	
24 H	South Carolina	3 0							188 A	Mississippi	3 0	
									188 H	Mississippi	3 0	
									260 A	Auburn	3 0	
<hr/>												
LAST 10 GAMES												
1 N	Southern California	1 3	10 N	Northern Iowa	2 3							
16 H	Washington St.	3 1	94 N	Illinois St.	3 0							
37 H	Temple	3 0	18 A	Arkansas	3 1							
14 H	South Fla.	3 1	49 N	Georgia	3 0							
112 H	UCF	3 0	107 N	Kentucky	3 0							

Non-Div. I Games:

Florida

## Nebraska

Through Games Of Dec. 21, 2002

Average RPI Win:		73	WON-LOST RECORD		WINNING PCT. RANK	LAST 10 GAMES		STRENGTH OF SCHEDULE		OPP. STRENGTH OF SCHEDULE	TEAM RPI	ADJ RPI	CONF. RPI	ADJ CONF. RPI
Average RPI Loss:		3												
DIV. I ONLY			31-2		.93939	3		9		13	3	.70679	4	3
DIV. I NON-CONF.			11-2		.84615	20		6		6	3	.72152	4	3
TOTALS		RPI 1-25		RPI 26-50		W-L RECORDS		RPI 51-100		RPI 101-150		RPI 150+		
31-2		3-2		12-0		OVERALL		9-0		2-0		5-0		
16-1		0-1		8-0		HOME		4-0		1-0		3-0		
12-0		2-0		4-0		AWAY		3-0		1-0		2-0		
3-1		1-1		0-0		NEUTRAL		2-0		0-0		0-0		
11-2		3-2		4-0		NON-CONFERENCE		3-0		0-0		1-0		
6-1		0-1		4-0		HOME		1-0		0-0		1-0		
2-0		2-0		0-0		AWAY		0-0		0-0		0-0		
3-1		1-1		0-0		NEUTRAL		2-0		0-0		0-0		
20-0		0-0		8-0		CONFERENCE		6-0		2-0		4-0		
10-0		0-0		4-0		HOME		3-0		1-0		2-0		
10-0		0-0		4-0		AWAY		3-0		1-0		2-0		
0-0		0-0		0-0		NEUTRAL		0-0		0-0		0-0		
RPI	S	Opponent	Score		RPI	S	Opponent	Score		RPI	S	Opponent	Score	
1	N	Southern California	0	3	26	A	Kansas St.	3	0	56	A	Kansas	3	0
5	H	Hawaii	1	3	26	H	Kansas St.	3	0	56	H	Kansas	3	0
7	N	Pepperdine	3	0	30	H	Miami (Fla.)	3	0	60	A	Colorado	3	0
13	A	Arizona	3	1	32	H	Arizona St.	3	0	60	H	Colorado	3	0
22	A	Ball St.	3	0	35	H	Santa Clara	3	0	62	H	Alabama	3	0
					36	A	Texas	3	1	67	N	Tenn.-Martin	3	0
					36	H	Texas	3	0	69	N	Pittsburgh	3	0
					39	A	Texas A&M	3	1	81	A	Texas Tech	3	0
					39	H	Texas A&M	3	0	81	H	Texas Tech	3	0
					42	A	Missouri	3	0					
					42	H	Missouri	3	0					
					43	H	Michigan	3	0					
LAST 10 GAMES														
					5	H	Hawaii	1	3	42	A	Missouri	3	0
					30	H	Miami (Fla.)	3	0	150	A	Baylor	3	0
					32	H	Arizona St.	3	0	56	H	Kansas	3	0
					67	N	Tenn.-Martin	3	0	176	H	Oklahoma	3	0
					26	H	Kansas St.	3	0	154	H	Iowa St.	3	0

Non-Div. I Games:

Nebraska

Average RPI Win:	89	WON-LOST RECORD	WINNING PCT. RANK	LAST 10 GAMES	STRENGTH OF SCHEDULE	OPP. STRENGTH OF SCHEDULE	TEAM RPI	ADJ RPI	CONF. RPI	ADJ CONF. RPI	
Average RPI Loss:	2	34- 2	.94444	2 9- 1	12	26	5	.70181	5	8	8
DIV. I ONLY		18- 2	.9	10 6- 1	12	5	4	.72523	3	11	11
DIV. I NON-CONF.											
<hr/>											
TOTALS	RPI 1-25	RPI 26-50		W-L RECORDS		RPI 51-100		RPI 101-150		RPI 150+	
34- 2	7- 2	4- 0		OVERALL		9- 0		8- 0		6- 0	
21- 1	5- 1	2- 0		HOME		7- 0		3- 0		4- 0	
10- 0	1- 0	2- 0		AWAY		2- 0		3- 0		2- 0	
3- 1	1- 1	0- 0		NEUTRAL		0- 0		2- 0		0- 0	
<hr/>											
18- 2	7- 2	2- 0		NON-CONFERENCE		6- 0		1- 0		2- 0	
14- 1	5- 1	1- 0		HOME		6- 0		0- 0		2- 0	
3- 0	1- 0	1- 0		AWAY		0- 0		1- 0		0- 0	
1- 1	1- 1	0- 0		NEUTRAL		0- 0		0- 0		0- 0	
<hr/>											
16- 0	0- 0	2- 0		CONFERENCE		3- 0		7- 0		4- 0	
7- 0	0- 0	1- 0		HOME		1- 0		3- 0		2- 0	
7- 0	0- 0	1- 0		AWAY		2- 0		2- 0		2- 0	
2- 0	0- 0	0- 0		NEUTRAL		0- 0		2- 0		0- 0	
<hr/>											
RPI S	Opponent	Score		RPI S	Opponent	Score		RPI S	Opponent	Score	
2 H	Stanford	0	3	29 H	UCLA	3	1	52 H	Cal Poly	3	0
2 N	Stanford	0	3	33 A	Utah	3	0	52 H	Cal Poly	3	0
4 A	Nebraska	3	1	46 A	Fresno St.	3	2	60 H	Colorado	3	0
11 N	North Carolina	3	0	46 H	Fresno St.	3	0	63 A	Nevada	3	1
20 H	Ohio St.	3	0					63 A	Nevada	3	0
21 H	Notre Dame	3	0					63 H	Nevada	3	0
21 H	Notre Dame	3	0					66 H	Houston	3	0
25 H	Washington	3	1					72 H	San Diego St.	3	0
25 H	Washington	3	0					76 H	Western Ky.	3	0
<hr/>											
LAST 10 GAMES											
2 N	Stanford	0	3	33 A	Utah	3	0	103 A	San Jose St.	3	0
4 A	Nebraska	3	1	108 A	Brigham Young	3	0	103 H	San Jose St.	3	0
11 N	North Carolina	3	0	63 A	Nevada	3	1	103 N	San Jose St.	3	0
25 H	Washington	3	0	103 N	San Jose St.	3	0	108 A	Brigham Young	3	0
76 H	Western Ky.	3	0	143 N	Louisiana Tech	3	0	109 H	Rice	3	0
<hr/>											
139 A Southern Methodist 3 0											
143 H Louisiana Tech 3 0											
143 N Louisiana Tech 3 0											
151 H St. Mary's (Cal.) 3 0											
163 A UTEP 3 0											
185 H Tulsa 3 0											
216 H San Francisco 3 0											
261 A Boise St. 3 0											
261 H Boise St. 3 0											

Non-Div. I Games:

Hawaii

Average RPI Win:		83	WON-LOST RECORD		WINNING PCT. RANK		LAST 10 GAMES		STRENGTH OF SCHEDULE		OPP. STRENGTH OF SCHEDULE		TEAM RPI		ADJ RPI		CONF. RPI		ADJ CONF. RPI					
Average RPI Loss:		24																						
DIV. I ONLY			32- 6		.84211		15		7- 3		30		10		10		.67516		6		2		2	
DIV. I NON-CONF.			15- 3		.83333		23		2- 1		42		11		16		.66753		14		2		2	
TOTALS		RPI 1-25		RPI 26-50		W-L RECORDS		RPI 51-100		RPI 101-150		RPI 150+												
32- 6		10- 5		4- 0		OVERALL		7- 1		5- 0		6- 0												
16- 4		7- 3		2- 0		HOME		3- 1		3- 0		1- 0												
11- 1		3- 1		1- 0		AWAY		3- 0		1- 0		3- 0												
5- 1		0- 1		1- 0		NEUTRAL		1- 0		1- 0		2- 0												
15- 3		4- 3		2- 0		NON-CONFERENCE		2- 0		3- 0		4- 0												
8- 2		4- 2		1- 0		HOME		1- 0		2- 0		0- 0												
2- 0		0- 0		0- 0		AWAY		0- 0		0- 0		2- 0												
5- 1		0- 1		1- 0		NEUTRAL		1- 0		1- 0		2- 0												
17- 3		6- 2		2- 0		CONFERENCE		5- 1		2- 0		2- 0												
8- 2		3- 1		1- 0		HOME		2- 1		1- 0		1- 0												
9- 1		3- 1		1- 0		AWAY		3- 0		1- 0		1- 0												
0- 0		0- 0		0- 0		NEUTRAL		0- 0		0- 0		0- 0												
RPI	S	Opponent		Score		RPI	S	Opponent		Score		RPI	S	Opponent		Score		RPI	S	Opponent		Score		
2	H	Stanford		1	3	29	H	UCLA		3	0	61	A	Northwestern		3	0	106	H	Oregon St.		3	0	
7	H	Pepperdine		3	0	35	N	Santa Clara		3	1	61	H	Northwestern		3	0	114	H	Rhode Island		3	0	
9	H	Georgia Tech		3	1	43	A	Michigan		3	0	65	A	Indiana		3	1	133	N	Wright St.		3	2	
10	H	Northern Iowa		1	3	43	H	Michigan		3	0	65	H	Indiana		3	0	141	A	Purdue		3	1	
11	H	North Carolina		3	0							77	N	Maryland		3	1	141	H	Purdue		3	0	
13	N	Arizona		1	3							84	A	Illinois		3	1	166	A	Iowa		3	1	
15	A	Wisconsin		3	2							84	H	Illinois		2	3	166	H	Iowa		3	0	
15	H	Wisconsin		3	2							93	H	New Hampshire		3	1	167	A	Fla. Atlantic		3	0	
17	A	Penn St.		0	3													212	A	Denver		3	0	
17	H	Penn St.		3	0													245	N	Youngstown St.		3	0	
20	A	Ohio St.		3	2													249	N	North Carolina St.		3	0	
20	H	Ohio St.		0	3																			
22	H	Ball St.		3	0																			
23	A	Michigan St.		3	1																			
23	H	Michigan St.		3	0																			
LAST 10 GAMES																								
13 N Arizona						1	3	20 H Ohio St.						0	3									
9 H Georgia Tech						3	1	65 H Indiana						3	0									
93 H New Hampshire						3	1	23 A Michigan St.						3	1									
17 A Penn St.						0	3	43 A Michigan						3	0									
166 H Iowa						3	0	15 H Wisconsin						3	2									

Non-Div. I Games:

Minnesota

Average RPI Win:	100	WON-LOST	WINNING	LAST 10	STRENGTH OF	OPP. STRENGTH	TEAM	ADJ	CONF.	ADJ CONF.					
Average RPI Loss:	6	RECORD	PCT. RANK	GAMES	SCHEDULE	OF SCHEDULE	RPI	RPI	RPI	RPI					
DIV. I ONLY		26- 7	.78788	25	9- 1	5	17	7	.67107	7	6	7			
DIV. I NON-CONF.		12- 7	.63158	98	4- 1	2	1	9	.68967	8	7	7			
<hr/>															
TOTALS	RPI 1-25	RPI 26-50		W-L RECORDS		RPI 51-100		RPI 101-150		RPI 150+					
26- 7	4- 7	7- 0		OVERALL		3- 0		2- 0		10- 0					
13- 1	1- 1	4- 0		HOME		2- 0		1- 0		5- 0					
11- 3	3- 3	3- 0		AWAY		0- 0		1- 0		4- 0					
2- 3	0- 3	0- 0		NEUTRAL		1- 0		0- 0		1- 0					
12- 7	4- 7	3- 0		NON-CONFERENCE		3- 0		0- 0		2- 0					
6- 1	1- 1	2- 0		HOME		2- 0		0- 0		1- 0					
4- 3	3- 3	1- 0		AWAY		0- 0		0- 0		0- 0					
2- 3	0- 3	0- 0		NEUTRAL		1- 0		0- 0		1- 0					
14- 0	0- 0	4- 0		CONFERENCE		0- 0		2- 0		8- 0					
7- 0	0- 0	2- 0		HOME		0- 0		1- 0		4- 0					
7- 0	0- 0	2- 0		AWAY		0- 0		1- 0		4- 0					
0- 0	0- 0	0- 0		NEUTRAL		0- 0		0- 0		0- 0					
<hr/>															
RPI S	Opponent	Score		RPI S	Opponent	Score		RPI S	Opponent	Score		RPI S	Opponent	Score	
1 H	Southern California	0	3	29 A	UCLA	3	0	52 H	Cal Poly	3	0	104 A	Loyola Marymount	3	1
1 N	Southern California	0	3	29 H	UCLA	3	1	61 N	Northwestern	3	0	104 H	Loyola Marymount	3	0
2 A	Stanford	0	3	34 A	San Diego	3	2	73 H	Clemson	3	0	151 A	St. Mary's (Cal.)	3	0
4 N	Nebraska	0	3	34 H	San Diego	3	0					151 H	St. Mary's (Cal.)	3	0
6 A	Minnesota	0	3	35 A	Santa Clara	3	0					159 H	New Mexico	3	0
8 A	UC Santa Barb.	3	1	35 H	Santa Clara	3	2					196 A	Portland	3	0
8 A	UC Santa Barb.	3	1	43 H	Michigan	3	1					196 H	Portland	3	0
10 N	Northern Iowa	2	3									213 N	Loyola (Md.)	3	0
13 A	Arizona	3	0									215 A	Gonzaga	3	0
14 H	South Fla.	3	2									215 H	Gonzaga	3	0
21 A	Notre Dame	2	3									216 A	San Francisco	3	0
												216 H	San Francisco	3	0
<hr/>															
LAST 10 GAMES															
1 N	Southern California	0	3	34 A	San Diego	3	2								
8 A	UC Santa Barb.	3	1	216 H	San Francisco	3	0								
29 H	UCLA	3	1	35 H	Santa Clara	3	2								
52 H	Cal Poly	3	0	29 A	UCLA	3	0								
151 A	St. Mary's (Cal.)	3	0	104 H	Loyola Marymount	3	0								

Non-Div. I Games:

Pepperdine

Average RPI Win:		113	WON-LOST RECORD		WINNING PCT. RANK	LAST 10 GAMES		STRENGTH OF SCHEDULE		OPP. STRENGTH OF SCHEDULE	TEAM RPI	ADJ RPI	CONF. RPI	ADJ CONF. RPI			
DIV. I ONLY			30- 3	.90909	7	7- 3		36		50	8	.66674	8	7	6		
DIV. I NON-CONF.			12- 3	.8	28	2- 3		13		22	8	.68206	9	6	6		
TOTALS		RPI 1-25		RPI 26-50		W-L RECORDS		RPI 51-100		RPI 101-150		RPI 150+					
30- 3		3- 3		4- 0		OVERALL		8- 0		5- 0		10- 0					
12- 3		1- 3		2- 0		HOME		3- 0		2- 0		4- 0					
12- 0		1- 0		2- 0		AWAY		4- 0		1- 0		4- 0					
6- 0		1- 0		0- 0		NEUTRAL		1- 0		2- 0		2- 0					
12- 3		1- 3		4- 0		NON-CONFERENCE		2- 0		3- 0		2- 0					
3- 3		0- 3		2- 0		HOME		0- 0		1- 0		0- 0					
3- 0		0- 0		2- 0		AWAY		1- 0		0- 0		0- 0					
6- 0		1- 0		0- 0		NEUTRAL		1- 0		2- 0		2- 0					
18- 0		2- 0		0- 0		CONFERENCE		6- 0		2- 0		8- 0					
9- 0		1- 0		0- 0		HOME		3- 0		1- 0		4- 0					
9- 0		1- 0		0- 0		AWAY		3- 0		1- 0		4- 0					
0- 0		0- 0		0- 0		NEUTRAL		0- 0		0- 0		0- 0					
RPI	S	Opponent		Score		RPI	S	Opponent		Score		RPI	S	Opponent		Score	
1	H	Southern California		0 3		31	H	California		3 0		52	A	Cal Poly		3 0	
7	H	Pepperdine		1 3		44	A	Duke		3 0		52	H	Cal Poly		3 0	
7	H	Pepperdine		1 3		46	A	Fresno St.		3 1		57	A	Pacific (Cal.)		3 0	
15	N	Wisconsin		3 0		46	H	Fresno St.		3 1		57	H	Pacific (Cal.)		3 0	
19	A	Long Beach St.		3 2								58	N	American		3 0	
19	H	Long Beach St.		3 1								72	A	San Diego St.		3 1	
												86	A	UC Irvine		3 0	
												86	H	UC Irvine		3 0	
														104 H Loyola Marymount		3 1	
														116 N Tulane		3 0	
														123 A Utah St.		3 1	
														123 H Utah St.		3 0	
														130 N Nicholls St.		3 0	
														170 A Cal St. Northridge		3 1	
														170 H Cal St. Northridge		3 0	
														191 A Idaho		3 0	
														191 H Idaho		3 0	
														209 N Air Force		3 0	
														210 N Florida Int'l		3 0	
														220 A UC Riverside		3 0	
														220 H UC Riverside		3 0	
														230 A Cal St. Fullerton		3 0	
														230 H Cal St. Fullerton		3 0	
						LAST 10 GAMES											
						7	H	Pepperdine		1 3		57	A	Pacific (Cal.)		3 0	
						31	H	California		3 0		230	H	Cal St. Fullerton		3 0	
						46	H	Fresno St.		3 1		220	H	UC Riverside		3 0	
						1	H	Southern California		0 3		52	A	Cal Poly		3 0	
						170	A	Cal St. Northridge		3 1		7	H	Pepperdine		1 3	

Non-Div. I Games:

UC Santa Barb.



Average RPI Win:	96	WON-LOST RECORD	WINNING PCT. RANK	LAST 10 GAMES	STRENGTH OF SCHEDULE	OPP. STRENGTH OF SCHEDULE	TEAM RPI	ADJ RPI	CONF. RPI	ADJ CONF. RPI					
DIV. I ONLY		33- 6	.84615	13	9- 1	11	31	6	.66552	9	4	4			
DIV. I NON-CONF.		17- 3	.85	18	3- 1	10	35	7	.69483	7	4	4			
<hr/>															
TOTALS	RPI 1-25	RPI 26-50		W-L RECORDS		RPI 51-100		RPI 101-150		RPI 150+					
33- 6	2- 5	8- 1		OVERALL		10- 0		6- 0		7- 0					
17- 1	1- 1	4- 0		HOME		5- 0		3- 0		4- 0					
10- 4	0- 3	3- 1		AWAY		3- 0		2- 0		2- 0					
6- 1	1- 1	1- 0		NEUTRAL		2- 0		1- 0		1- 0					
<hr/>															
17- 3	2- 3	3- 0		NON-CONFERENCE		6- 0		3- 0		3- 0					
7- 0	1- 0	0- 0		HOME		3- 0		1- 0		2- 0					
4- 2	0- 2	2- 0		AWAY		1- 0		1- 0		0- 0					
6- 1	1- 1	1- 0		NEUTRAL		2- 0		1- 0		1- 0					
<hr/>															
16- 3	0- 2	5- 1		CONFERENCE		4- 0		3- 0		4- 0					
10- 1	0- 1	4- 0		HOME		2- 0		2- 0		2- 0					
6- 2	0- 1	1- 1		AWAY		2- 0		1- 0		2- 0					
0- 0	0- 0	0- 0		NEUTRAL		0- 0		0- 0		0- 0					
<hr/>															
RPI S	Opponent	Score		RPI S	Opponent	Score		RPI S	Opponent	Score		RPI S	Opponent	Score	
6 A	Minnesota	1	3	26 N	Kansas St.	3	1	59 A	Florida A&M	3	0	109 N	Rice	3	0
10 N	Northern Iowa	1	3	38 A	George Mason	3	0	59 H	Florida A&M	3	0	110 A	Wake Forest	3	1
11 A	North Carolina	2	3	40 A	Florida St.	3	0	59 H	Florida A&M	3	1	110 H	Wake Forest	3	0
11 H	North Carolina	2	3	40 H	Florida St.	3	2	59 N	Florida A&M	3	0	110 H	Wake Forest	3	0
12 H	Louisville	3	0	40 H	Florida St.	3	1	62 H	Alabama	3	2	124 A	Georgia St.	3	0
14 A	South Fla.	2	3	44 A	Duke	2	3	73 A	Clemson	3	2	131 H	Miami (Ohio)	3	1
23 N	Michigan St.	3	1	44 H	Duke	3	1	73 H	Clemson	3	1	156 A	Virginia	3	0
				44 H	Duke	3	1	77 A	Maryland	3	1	156 H	Virginia	3	0
				49 A	Georgia	3	1	77 H	Maryland	3	1	162 H	Cornell	3	0
								85 N	Villanova	3	0	210 H	Florida Int'l	3	0
												246 N	Chattanooga	3	0
												249 A	North Carolina St.	3	0
												249 H	North Carolina St.	3	0
<hr/>															
LAST 10 GAMES															
6 A	Minnesota	1	3	110 H	Wake Forest	3	0	44 H	Duke	3	1				
59 N	Florida A&M	3	0	110 H	Wake Forest	3	0	59 A	Florida A&M	3	0				
59 H	Florida A&M	3	0	40 H	Florida St.	3	1	40 A	Florida St.	3	0				
40 H	Florida St.	3	1	44 H	Duke	3	1								

Non-Div. I Games:

Georgia Tech

Average RPI Win:		114	WON-LOST RECORD		WINNING PCT. RANK		LAST 10 GAMES		STRENGTH OF SCHEDULE		OPP. STRENGTH OF SCHEDULE		TEAM RPI		ADJ RPI		CONF. RPI		ADJ CONF. RPI		
DIV. I ONLY			34- 3		.91892	5	9- 1		51		57		9		.66483		10	16		16	
DIV. I NON-CONF.			15- 2		.88235	13	4- 1		17		3		6		.71145		6	12		12	
TOTALS		RPI 1-25		RPI 26-50		W-L RECORDS		RPI 51-100		RPI 101-150		RPI 150+									
34- 3		4- 2		4- 0		OVERALL		10- 0		6- 1		10- 0									
12- 0		0- 0		1- 0		HOME		4- 0		2- 0		5- 0									
13- 1		1- 0		1- 0		AWAY		4- 0		2- 1		5- 0									
9- 2		3- 2		2- 0		NEUTRAL		2- 0		2- 0		0- 0									
15- 2		4- 2		4- 0		NON-CONFERENCE		3- 0		2- 0		2- 0									
3- 0		0- 0		1- 0		HOME		1- 0		0- 0		1- 0									
4- 0		1- 0		1- 0		AWAY		1- 0		0- 0		1- 0									
8- 2		3- 2		2- 0		NEUTRAL		1- 0		2- 0		0- 0									
19- 1		0- 0		0- 0		CONFERENCE		7- 0		4- 1		8- 0									
9- 0		0- 0		0- 0		HOME		3- 0		2- 0		4- 0									
9- 1		0- 0		0- 0		AWAY		3- 0		2- 1		4- 0									
1- 0		0- 0		0- 0		NEUTRAL		1- 0		0- 0		0- 0									
RPI	S	Opponent		Score		RPI	S	Opponent		Score		RPI	S	Opponent		Score					
2	N	Stanford		0	3	29	N	UCLA		3	0	55	A	Southwest Mo. St.		3	2				
3	N	Florida		3	2	38	A	George Mason		3	0	55	H	Southwest Mo. St.		3	1				
6	A	Minnesota		3	1	42	H	Missouri		3	2	74	A	Wis.-Milwaukee		3	0				
7	N	Pepperdine		3	2	49	N	Georgia		3	2	74	H	Wis.-Milwaukee		3	1				
9	N	Georgia Tech		3	1					85	N	Villanova		3	0	109	N	Rice		3	0
16	N	Washington St.		0	3					94	A	Illinois St.		3	0	113	A	Wichita St.		3	0
										94	H	Illinois St.		3	0	113	H	Wichita St.		3	1
										95	A	Southern Ill.		3	0	114	N	Rhode Island		3	0
										95	H	Southern Ill.		3	0	154	A	Iowa St.		3	1
										95	N	Southern Ill.		3	0	166	H	Iowa		3	0
																184	A	Indiana St.		3	0
																184	H	Indiana St.		3	0
																247	A	Creighton		3	0
																247	H	Creighton		3	1
																263	A	Evansville		3	0
																263	H	Evansville		3	0
																266	A	Drake		3	0
																266	H	Drake		3	0
LAST 10 GAMES																					
						16	N	Washington St.		0	3	95	N	Southern Ill.		3	0				
						42	H	Missouri		3	2	101	A	Bradley		3	0				
						74	H	Wis.-Milwaukee		3	1	184	H	Indiana St.		3	0				
						3	N	Florida		3	2	94	H	Illinois St.		3	0				
						49	N	Georgia		3	2	113	A	Wichita St.		3	0				

Non-Div. I Games:

Northern Iowa

Average RPI Win:		102	WON-LOST RECORD		WINNING PCT. RANK		LAST 10 GAMES		STRENGTH OF SCHEDULE		OPP. STRENGTH OF SCHEDULE		TEAM RPI		ADJ RPI		CONF. RPI		ADJ CONF. RPI	
DIV. I ONLY			32- 4		.88889 8		8- 2		47		32		11		.66245 11		4		4	
DIV. I NON-CONF.			16- 2		.88889 11		3- 1		27		43		11		.67823 10		4		4	
TOTALS		RPI 1-25		RPI 26-50		W-L RECORDS		RPI 51-100		RPI 101-150		RPI 150+								
32- 4		5- 2		4- 2		OVERALL		9- 0		7- 0		7- 0								
18- 0		3- 0		2- 0		HOME		6- 0		4- 0		3- 0								
9- 2		1- 1		2- 1		AWAY		2- 0		2- 0		2- 0								
5- 2		1- 1		0- 1		NEUTRAL		1- 0		1- 0		2- 0								
16- 2		3- 2		1- 0		NON-CONFERENCE		5- 0		5- 0		2- 0								
10- 0		2- 0		0- 0		HOME		4- 0		3- 0		1- 0								
2- 1		0- 1		1- 0		AWAY		0- 0		1- 0		0- 0								
4- 1		1- 1		0- 0		NEUTRAL		1- 0		1- 0		1- 0								
16- 2		2- 0		3- 2		CONFERENCE		4- 0		2- 0		5- 0								
8- 0		1- 0		2- 0		HOME		2- 0		1- 0		2- 0								
7- 1		1- 0		1- 1		AWAY		2- 0		1- 0		2- 0								
1- 1		0- 0		0- 1		NEUTRAL		0- 0		0- 0		1- 0								
RPI	S	Opponent		Score		RPI	S	Opponent		Score		RPI	S	Opponent		Score				
5	N	Hawaii		0	3	34	A	San Diego		3	1	61	N	Northwestern		3	1			
6	A	Minnesota		0	3	40	A	Florida St.		2	3	73	A	Clemson		3	2			
9	A	Georgia Tech		3	2	40	H	Florida St.		3	0	73	H	Clemson		3	0			
9	H	Georgia Tech		3	2	40	N	Florida St.		0	3	77	A	Maryland		3	1			
15	H	Wisconsin		3	1	44	A	Duke		3	0	77	H	Maryland		3	0			
22	N	Ball St.		3	1	44	H	Duke		3	1	79	H	Georgetown		3	1			
24	H	South Carolina		3	1							80	H	Rutgers		3	0			
												91	H	New Mexico St.		3	0			
												96	H	Davidson		3	0			
														106		N	Oregon St.	3	1	
														110		A	Wake Forest	3	1	
														110		H	Wake Forest	3	0	
														121		A	Charlotte	3	1	
														135		H	St. John's (N.Y.)	3	0	
														136		H	Marquette	3	1	
														138		H	Winthrop	3	0	
														156		A	Virginia	3	0	
														156		H	Virginia	3	1	
														156		N	Virginia	3	1	
														229		N	Montana	3	0	
														249		A	North Carolina St.	3	0	
														249		H	North Carolina St.	3	0	
														254		H	East Caro.	3	1	
LAST 10 GAMES																				
5	N	Hawaii		0	3	156	N	Virginia		3	1									
24	H	South Carolina		3	1	77	H	Maryland		3	0									
138	H	Winthrop		3	0	40	H	Florida St.		3	0									
136	H	Marquette		3	1	156	H	Virginia		3	1									
40	N	Florida St.		0	3	110	A	Wake Forest		3	1									

**Non-Div. I Games:**

North Carolina

Average RPI Win:		103	WON-LOST RECORD		WINNING PCT. RANK		LAST 10 GAMES		STRENGTH OF SCHEDULE		OPP. STRENGTH OF SCHEDULE		TEAM RPI		ADJ RPI		CONF. RPI		ADJ CONF. RPI					
DIV. I ONLY			28- 6		.82353		17		8- 2		15		53		12		.65749		12		10		10	
DIV. I NON-CONF.			14- 4		.77778		34		3- 1		18		25		14		.66977		12		9		9	
TOTALS			RPI 1-25		RPI 26-50				W-L RECORDS				RPI 51-100				RPI 101-150				RPI 150+			
28- 6			4- 3		4- 0				OVERALL				4- 3				10- 0				6- 0			
10- 1			2- 0		3- 0				HOME				1- 1				1- 0				3- 0			
9- 3			1- 2		0- 0				AWAY				2- 1				4- 0				2- 0			
9- 2			1- 1		1- 0				NEUTRAL				1- 1				5- 0				1- 0			
14- 4			3- 2		3- 0				NON-CONFERENCE				2- 2				5- 0				1- 0			
4- 0			1- 0		2- 0				HOME				1- 0				0- 0				0- 0			
3- 3			1- 2		0- 0				AWAY				1- 1				1- 0				0- 0			
7- 1			1- 0		1- 0				NEUTRAL				0- 1				4- 0				1- 0			
14- 2			1- 1		1- 0				CONFERENCE				2- 1				5- 0				5- 0			
6- 1			1- 0		1- 0				HOME				0- 1				1- 0				3- 0			
6- 0			0- 0		0- 0				AWAY				1- 0				3- 0				2- 0			
2- 1			0- 1		0- 0				NEUTRAL				1- 0				1- 0				0- 0			
RPI	S	Opponent		Score		RPI	S	Opponent		Score		RPI	S	Opponent		Score		RPI	S	Opponent		Score		
9	A	Georgia Tech		0	3	38	H	George Mason		3	0	51	A	Dayton		3	0	105	N	Oral Roberts		3	1	
13	H	Arizona		3	0	45	H	Cincinnati		3	2	58	H	American		3	0	107	A	Kentucky		3	0	
14	H	South Fla.		3	1	47	N	Colorado St.		3	1	59	N	Florida A&M		1	3	116	A	Tulane		3	1	
14	N	South Fla.		0	3	50	H	Texas-Arlington		3	2	65	A	Indiana		1	3	118	A	Southern Miss.		3	1	
18	A	Arkansas		3	0							66	A	Houston		3	1	118	N	Southern Miss.		3	0	
20	A	Ohio St.		0	3							71	H	St. Louis		1	3	120	N	Xavier		3	0	
22	N	Ball St.		3	0							71	N	St. Louis		3	0	121	H	Charlotte		3	0	
																		131	N	Miami (Ohio)		3	0	
																		136	A	Marquette		3	0	
																		149	N	Butler		3	1	
																		153	H	UAB		3	0	
																		171	H	Memphis		3	0	
																		175	A	TCU		3	0	
																		179	N	Central Mich.		3	0	
																		236	A	DePaul		3	1	
																		254	H	East Caro.		3	0	
LAST 10 GAMES																								
20	A	Ohio St.		0	3	71	N	St. Louis		3	0													
22	N	Ball St.		3	0	118	N	Southern Miss.		3	0													
51	A	Dayton		3	0	14	H	South Fla.		3	1													
120	N	Xavier		3	0	153	H	UAB		3	0													
14	N	South Fla.		0	3	175	A	TCU		3	0													

Non-Div. I Games:

Louisville

Average RPI Win: 65		WON-LOST	WINNING	LAST 10	STRENGTH OF		OPP. STRENGTH	TEAM	ADJ		CONF.	ADJ CONF.
Average RPI Loss: 14		RECORD	PCT. RANK	GAMES	SCHEDULE		OF SCHEDULE	RPI	RPI		RPI	RPI
DIV. I ONLY		20- 12	.625	90	7- 3		3	4	13		1	1
DIV. I NON-CONF.		9- 4	.69231	66	4- 1		7	18	13		1	1
TOTALS		RPI 1-25	RPI 26-50		W-L RECORDS		RPI 51-100		RPI 101-150		RPI 150+	
20- 12		4- 9	7- 3		OVERALL		2- 0		5- 0		2- 0	
9- 5		2- 4	4- 1		HOME		0- 0		2- 0		1- 0	
7- 7		1- 5	2- 2		AWAY		1- 0		3- 0		0- 0	
4- 0		1- 0	1- 0		NEUTRAL		1- 0		0- 0		1- 0	
9- 4		1- 3	3- 1		NON-CONFERENCE		2- 0		1- 0		2- 0	
3- 2		0- 2	2- 0		HOME		0- 0		0- 0		1- 0	
2- 2		0- 1	0- 1		AWAY		1- 0		1- 0		0- 0	
4- 0		1- 0	1- 0		NEUTRAL		1- 0		0- 0		1- 0	
11- 8		3- 6	4- 2		CONFERENCE		0- 0		4- 0		0- 0	
6- 3		2- 2	2- 1		HOME		0- 0		2- 0		0- 0	
5- 5		1- 4	2- 1		AWAY		0- 0		2- 0		0- 0	
0- 0		0- 0	0- 0		NEUTRAL		0- 0		0- 0		0- 0	
RPI S	Opponent	Score	RPI S	Opponent	Score	RPI S	Opponent	Score	RPI S	Opponent	Score	
1 A	Southern California	0 3	29 A	UCLA	3 1	57 A	Pacific (Cal.)	3 1	106 A	Oregon St.	3 0	
1 H	Southern California	0 3	29 H	UCLA	3 1	58 N	American	3 0	106 H	Oregon St.	3 0	
2 A	Stanford	0 3	31 A	California	3 0				108 A	Brigham Young	3 1	
2 A	Stanford	0 3	31 H	California	0 3				127 A	Oregon	3 0	
2 H	Stanford	3 2	32 A	Arizona St.	0 3				127 H	Oregon	3 0	
4 H	Nebraska	1 3	32 H	Arizona St.	3 0				151 N	St. Mary's (Cal.)	3 0	
6 N	Minnesota	3 1	33 A	Utah	1 3				159 H	New Mexico	3 0	
7 H	Pepperdine	0 3	36 H	Texas	3 2							
12 A	Louisville	0 3	50 H	Texas-Arlington	3 0							
16 A	Washington St.	2 3	50 N	Texas-Arlington	3 1							
16 H	Washington St.	3 2										
25 A	Washington	3 2										
25 H	Washington	0 3										
LAST 10 GAMES												
2 A	Stanford	0 3	108 A	Brigham Young	3 1							
6 N	Minnesota	3 1	29 A	UCLA	3 1							
36 H	Texas	3 2	1 A	Southern California	0 3							
50 H	Texas-Arlington	3 0	106 H	Oregon St.	3 0							
33 A	Utah	1 3	127 H	Oregon	3 0							

Non-Div. I Games:

Arizona



Average RPI Win:	88	WON-LOST RECORD	WINNING PCT. RANK	LAST 10 GAMES	STRENGTH OF SCHEDULE	OPP. STRENGTH OF SCHEDULE	TEAM RPI	ADJ RPI	CONF. RPI	ADJ CONF. RPI		
DIV. I ONLY		24- 9	.72727	48	7- 3	8	28	15	.64084	15	2	2
DIV. I NON-CONF.		10- 3	.76923	37	1- 1	8	97	12	.66729	15	2	2
<hr/>												
TOTALS	RPI 1-25	RPI 26-50		W-L RECORDS		RPI 51-100		RPI 101-150		RPI 150+		
24- 9	5- 5	4- 1		OVERALL		6- 3		5- 0		4- 0		
14- 3	2- 2	2- 1		HOME		4- 0		3- 0		3- 0		
7- 5	3- 2	2- 0		AWAY		0- 3		1- 0		1- 0		
3- 1	0- 1	0- 0		NEUTRAL		2- 0		1- 0		0- 0		
10- 3	0- 2	2- 1		NON-CONFERENCE		3- 0		3- 0		2- 0		
6- 1	0- 0	1- 1		HOME		1- 0		2- 0		2- 0		
1- 1	0- 1	1- 0		AWAY		0- 0		0- 0		0- 0		
3- 1	0- 1	0- 0		NEUTRAL		2- 0		1- 0		0- 0		
14- 6	5- 3	2- 0		CONFERENCE		3- 3		2- 0		2- 0		
8- 2	2- 2	1- 0		HOME		3- 0		1- 0		1- 0		
6- 4	3- 1	1- 0		AWAY		0- 3		1- 0		1- 0		
0- 0	0- 0	0- 0		NEUTRAL		0- 0		0- 0		0- 0		
RPI	S	Opponent	Score	RPI	S	Opponent	Score	RPI	S	Opponent	Score	
6	A	Minnesota	2 3	30	H	Miami (Fla.)	1 3	58	N	American	3 0	
6	H	Minnesota	2 3	39	H	Texas A&M	3 1	61	A	Northwestern	0 3	
8	N	UC Santa Barb.	0 3	43	A	Michigan	3 1	61	H	Northwestern	3 2	
11	A	North Carolina	1 3	43	H	Michigan	3 1	65	A	Indiana	2 3	
17	A	Penn St.	3 2	44	A	Duke	3 0	65	H	Indiana	3 0	
17	H	Penn St.	0 3					84	A	Illinois	1 3	
20	A	Ohio St.	3 1					84	H	Illinois	3 0	
20	H	Ohio St.	3 1					91	N	New Mexico St.	3 1	
23	A	Michigan St.	3 0					94	H	Illinois St.	3 0	
23	H	Michigan St.	3 1									
				LAST 10 GAMES								
				190	H	Alabama A&M	3 0	61	H	Northwestern	3 2	
				30	H	Miami (Fla.)	1 3	141	H	Purdue	3 0	
				23	A	Michigan St.	3 0	84	H	Illinois	3 0	
				43	A	Michigan	3 1	6	A	Minnesota	2 3	
				17	H	Penn St.	0 3	166	A	Iowa	3 1	

Non-Div. I Games:

Wisconsin

Average RPI Win:		98	WON-LOST RECORD		WINNING PCT. RANK	LAST 10 GAMES		STRENGTH OF SCHEDULE		OPP. STRENGTH OF SCHEDULE	TEAM RPI	ADJ RPI	CONF. RPI	ADJ CONF. RPI			
DIV. I ONLY			23- 8		.74194	43		8- 2		27	7	18	.6401	16	1	1	
DIV. I NON-CONF.			12- 1		.92308	9		3- 1		99	66	23	.64104	20	1	1	
TOTALS		RPI 1-25		RPI 26-50		W-L RECORDS		RPI 51-100		RPI 101-150		RPI 150+					
23- 8		4- 6		5- 2		OVERALL		1- 0		8- 0		5- 0					
11- 1		3- 1		3- 0		HOME		1- 0		3- 0		1- 0					
6- 7		0- 5		2- 2		AWAY		0- 0		2- 0		2- 0					
6- 0		1- 0		0- 0		NEUTRAL		0- 0		3- 0		2- 0					
12- 1		1- 1		1- 0		NON-CONFERENCE		1- 0		4- 0		5- 0					
3- 0		0- 0		0- 0		HOME		1- 0		1- 0		1- 0					
3- 1		0- 1		1- 0		AWAY		0- 0		0- 0		2- 0					
6- 0		1- 0		0- 0		NEUTRAL		0- 0		3- 0		2- 0					
11- 7		3- 5		4- 2		CONFERENCE		0- 0		4- 0		0- 0					
8- 1		3- 1		3- 0		HOME		0- 0		2- 0		0- 0					
3- 6		0- 4		1- 2		AWAY		0- 0		2- 0		0- 0					
0- 0		0- 0		0- 0		NEUTRAL		0- 0		0- 0		0- 0					
RPI	S	Opponent		Score		RPI	S	Opponent		Score		RPI	S	Opponent		Score	
1	A	Southern California		0 3		26	A	Kansas St.		3 1		63	H	Nevada		3 1	
1	H	Southern California		1 3		29	A	UCLA		2 3				105 N Oral Roberts		3 0	
2	A	Stanford		0 3		29	H	UCLA		3 2				106 A Oregon St.		3 0	
2	H	Stanford		3 1		31	A	California		2 3				106 H Oregon St.		3 0	
3	A	Florida		1 3		31	H	California		3 0				108 H Brigham Young		3 0	
10	N	Northern Iowa		3 0		32	A	Arizona St.		3 0				111 N Weber St.		3 0	
13	A	Arizona		2 3		32	H	Arizona St.		3 0				127 A Oregon		3 0	
13	H	Arizona		3 2										127 H Oregon		3 0	
25	A	Washington		1 3										149 N Butler		3 0	
25	H	Washington		3 0										191 A Idaho		3 0	
														207 N Southwest Tex. St.		3 0	
														215 H Gonzaga		3 0	
														216 A San Francisco		3 0	
														217 N IPFW		3 0	
LAST 10 GAMES																	
3	A	Florida		1 3		127	A	Oregon		3 0							
10	N	Northern Iowa		3 0		2	H	Stanford		3 1							
26	A	Kansas St.		3 1		31	H	California		3 0							
105	N	Oral Roberts		3 0		25	H	Washington		3 0							
106	A	Oregon St.		3 0		13	A	Arizona		2 3							

Non-Div. I Games: Alas. Fairbanks 3 0

Washington St.



Average RPI Win:	103	WON-LOST RECORD	WINNING PCT. RANK	LAST 10 GAMES	STRENGTH OF SCHEDULE	OPP. STRENGTH OF SCHEDULE	TEAM RPI	ADJ RPI	CONF. RPI	ADJ CONF. RPI		
DIV. I ONLY		25- 8	.75758	37	7- 3	20	34	17	.63742	17	2	2
DIV. I NON-CONF.		11- 2	.84615	20	1- 1	20	123	15	.66049	16	2	2
<hr/>												
TOTALS	RPI 1-25	RPI 26-50		W-L RECORDS		RPI 51-100		RPI 101-150		RPI 150+		
25- 8	4- 5	2- 2		OVERALL		9- 1		3- 0		7- 0		
16- 2	3- 1	2- 1		HOME		6- 0		1- 0		4- 0		
6- 5	1- 3	0- 1		AWAY		2- 1		2- 0		1- 0		
3- 1	0- 1	0- 0		NEUTRAL		1- 0		0- 0		2- 0		
<hr/>												
11- 2	0- 1	1- 1		NON-CONFERENCE		4- 0		1- 0		5- 0		
7- 1	0- 0	1- 1		HOME		3- 0		0- 0		3- 0		
1- 0	0- 0	0- 0		AWAY		0- 0		1- 0		0- 0		
3- 1	0- 1	0- 0		NEUTRAL		1- 0		0- 0		2- 0		
<hr/>												
14- 6	4- 4	1- 1		CONFERENCE		5- 1		2- 0		2- 0		
9- 1	3- 1	1- 0		HOME		3- 0		1- 0		1- 0		
5- 5	1- 3	0- 1		AWAY		2- 1		1- 0		1- 0		
0- 0	0- 0	0- 0		NEUTRAL		0- 0		0- 0		0- 0		
<hr/>												
RPI S	Opponent	Score	RPI S	Opponent	Score	RPI S	Opponent	Score	RPI S	Opponent	Score	
3 N	Florida	2 3	37 H	Temple	1 3	53 H	Pennsylvania	3 0	141 A	Purdue	3 0	
6 A	Minnesota	0 3	41 H	Akron	3 1	61 A	Northwestern	1 3	141 H	Purdue	3 0	
6 H	Minnesota	3 0	43 A	Michigan	2 3	61 H	Northwestern	3 0	148 A	Fairfield	3 0	
15 A	Wisconsin	3 0	43 H	Michigan	3 0	65 A	Indiana	3 0	152 N	Yale	3 0	
15 H	Wisconsin	2 3				65 H	Indiana	3 0	166 A	Iowa	3 0	
20 A	Ohio St.	0 3				80 H	Rutgers	3 0	166 H	Iowa	3 0	
20 H	Ohio St.	3 2				84 A	Illinois	3 0	168 N	Seton Hall	3 0	
23 A	Michigan St.	2 3				84 H	Illinois	3 0	192 H	Morgan St.	3 0	
23 H	Michigan St.	3 0				85 H	Villanova	3 0	223 H	Army	3 0	
						93 N	New Hampshire	3 0	264 H	Quinnipiac	3 0	
<hr/>												
LAST 10 GAMES												
37 H	Temple	1 3	15 A	Wisconsin	3 0							
53 H	Pennsylvania	3 0	65 A	Indiana	3 0							
166 H	Iowa	3 0	20 A	Ohio St.	0 3							
6 H	Minnesota	3 0	84 H	Illinois	3 0							
61 A	Northwestern	1 3	141 H	Purdue	3 0							

Average RPI Win: 118		WON-LOST RECORD		WINNING PCT. RANK		LAST 10 GAMES		STRENGTH OF SCHEDULE		OPP. STRENGTH OF SCHEDULE		TEAM RPI		ADJ RPI		CONF. RPI		ADJ CONF. RPI	
DIV. I ONLY		27- 6		.81818 18		9- 1		42		48		16		.63053 18		5		5	
DIV. I NON-CONF.		11- 3		.78571 32		2- 0		36		59		22		.6362 23		5		5	
TOTALS		RPI 1-25		RPI 26-50		W-L RECORDS		RPI 51-100		RPI 101-150		RPI 150+							
27- 6		0- 4		1- 2		OVERALL		11- 0		7- 0		8- 0							
13- 4		0- 3		0- 1		HOME		6- 0		3- 0		4- 0							
11- 2		0- 1		1- 1		AWAY		4- 0		2- 0		4- 0							
3- 0		0- 0		0- 0		NEUTRAL		1- 0		2- 0		0- 0							
11- 3		0- 1		0- 2		NON-CONFERENCE		3- 0		6- 0		2- 0							
4- 2		0- 1		0- 1		HOME		1- 0		2- 0		1- 0							
4- 1		0- 0		0- 1		AWAY		1- 0		2- 0		1- 0							
3- 0		0- 0		0- 0		NEUTRAL		1- 0		2- 0		0- 0							
16- 3		0- 3		1- 0		CONFERENCE		8- 0		1- 0		6- 0							
9- 2		0- 2		0- 0		HOME		5- 0		1- 0		3- 0							
7- 1		0- 1		1- 0		AWAY		3- 0		0- 0		3- 0							
0- 0		0- 0		0- 0		NEUTRAL		0- 0		0- 0		0- 0							
RPI S	Opponent	Score		RPI S	Opponent	Score		RPI S	Opponent	Score		RPI S	Opponent	Score					
3 A	Florida	0	3	33 A	Utah	2	3	55 A	Southwest Mo. St.	3	2	102 N	Southeast Mo. St.	3	1				
3 H	Florida	1	3	47 H	Colorado St.	0	3	62 A	Alabama	3	1	105 H	Oral Roberts	3	0				
12 H	Louisville	0	3	49 A	Georgia	3	0	62 H	Alabama	3	1	107 H	Kentucky	3	1				
24 H	South Carolina	1	3					62 H	Alabama	3	0	108 A	Brigham Young	3	0				
								66 N	Houston	3	1	112 A	UCF	3	0				
								67 H	Tenn.-Martin	3	0	118 H	Southern Miss.	3	2				
								68 A	Tennessee	3	1	123 N	Utah St.	3	1				
								68 H	Tennessee	3	0	176 A	Oklahoma	3	0				
								68 H	Tennessee	3	0	183 H	North Texas	3	0				
								78 A	LSU	3	1	186 A	Mississippi St.	3	0				
								78 H	LSU	3	0	186 H	Mississippi St.	3	0				
												188 A	Mississippi	3	1				
												188 H	Mississippi	3	0				
												260 A	Auburn	3	0				
												260 H	Auburn	3	0				
				LAST 10 GAMES															
				112 A	UCF	3	0	68 A	Tennessee	3	1								
				66 N	Houston	3	1	78 H	LSU	3	0								
				3 H	Florida	1	3	186 A	Mississippi St.	3	0								
				62 H	Alabama	3	0	188 A	Mississippi	3	1								
				68 H	Tennessee	3	0	260 H	Auburn	3	0								

Average RPI Win:		124	WON-LOST RECORD		WINNING PCT. RANK	LAST 10 GAMES	STRENGTH OF SCHEDULE		OPP. STRENGTH OF SCHEDULE	TEAM RPI	ADJ RPI	CONF. RPI	ADJ CONF. RPI
Average RPI Loss:		24											
DIV. I ONLY		28- 4			.875 10	9- 1	73		68	19	.6302 19	7	6
DIV. I NON-CONF.		13- 1			.92857 6	2- 1	37		56	10	.67366 11	6	6
TOTALS		RPI 1-25	RPI 26-50		W-L RECORDS		RPI 51-100		RPI 101-150		RPI 150+		
28- 4		1- 2	3- 1		OVERALL		7- 1		8- 0		9- 0		
16- 1		1- 1	2- 0		HOME		4- 0		4- 0		5- 0		
9- 2		0- 1	1- 0		AWAY		3- 1		1- 0		4- 0		
3- 1		0- 0	0- 1		NEUTRAL		0- 0		3- 0		0- 0		
13- 1		1- 0	3- 1		NON-CONFERENCE		2- 0		6- 0		1- 0		
8- 0		1- 0	2- 0		HOME		1- 0		3- 0		1- 0		
2- 0		0- 0	1- 0		AWAY		1- 0		0- 0		0- 0		
3- 1		0- 0	0- 1		NEUTRAL		0- 0		3- 0		0- 0		
15- 3		0- 2	0- 0		CONFERENCE		5- 1		2- 0		8- 0		
8- 1		0- 1	0- 0		HOME		3- 0		1- 0		4- 0		
7- 2		0- 1	0- 0		AWAY		2- 1		1- 0		4- 0		
0- 0		0- 0	0- 0		NEUTRAL		0- 0		0- 0		0- 0		
RPI S	Opponent	Score	RPI S	Opponent	Score	RPI S	Opponent	Score	RPI S	Opponent	Score		
8 A	UC Santa Barb.	1 3	28 H	Loyola (Ill.)	3 0	51 H	Dayton	3 0	103 H	San Jose St.	3 0		
8 H	UC Santa Barb.	2 3	29 N	UCLA	0 3	52 A	Cal Poly	2 3	105 H	Oral Roberts	3 0		
24 H	South Carolina	3 1	34 H	San Diego	3 1	52 H	Cal Poly	3 1	114 N	Rhode Island	3 1		
			47 A	Colorado St.	3 1	57 A	Pacific (Cal.)	3 0	123 A	Utah St.	3 0		
						57 H	Pacific (Cal.)	3 1	123 H	Utah St.	3 0		
						86 A	UC Irvine	3 1	132 N	Wyoming	3 0		
						86 H	UC Irvine	3 0	148 N	Fairfield	3 0		
						98 A	Connecticut	3 0	150 H	Baylor	3 0		
									170 A	Cal St. Northridge	3 2		
									170 H	Cal St. Northridge	3 1		
									191 A	Idaho	3 0		
									191 H	Idaho	3 0		
									220 A	UC Riverside	3 0		
									220 H	UC Riverside	3 0		
									230 A	Cal St. Fullerton	3 0		
									230 H	Cal St. Fullerton	3 0		
									241 H	Tex.-Pan American	3 0		
			LAST 10 GAMES										
			29 N	UCLA	0 3	86 H	UC Irvine	3 0					
			103 H	San Jose St.	3 0	86 A	UC Irvine	3 1					
			241 H	Tex.-Pan American	3 0	57 A	Pacific (Cal.)	3 0					
			191 H	Idaho	3 0	170 A	Cal St. Northridge	3 2					
			123 H	Utah St.	3 0	220 H	UC Riverside	3 0					

Non-Div. I Games:

Long Beach St.



Average RPI Win: 105		WON-LOST	WINNING	LAST 10	STRENGTH OF		OPP. STRENGTH	TEAM	ADJ	CONF.	ADJ CONF.
Average RPI Loss: 55		RECORD	PCT. RANK	GAMES	SCHEDULE		OF SCHEDULE	RPI	RPI	RPI	RPI
DIV. I ONLY		24- 8	.75	40	7- 3		19	52	20	.62763	21
DIV. I NON-CONF.		11- 6	.64706	88	2- 1		19	30	27	.62594	27
TOTALS		RPI 1-25	RPI 26-50		W-L RECORDS		RPI 51-100		RPI 101-150		RPI 150+
24- 8		1- 3	3- 1		OVERALL		12- 2		3- 2		5- 0
13- 0		1- 0	2- 0		HOME		5- 0		1- 0		4- 0
7- 6		0- 2	0- 1		AWAY		4- 1		2- 2		1- 0
4- 2		0- 1	1- 0		NEUTRAL		3- 1		0- 0		0- 0
11- 6		1- 3	2- 0		NON-CONFERENCE		6- 1		1- 2		1- 0
7- 0		1- 0	2- 0		HOME		3- 0		0- 0		1- 0
2- 4		0- 2	0- 0		AWAY		1- 0		1- 2		0- 0
2- 2		0- 1	0- 0		NEUTRAL		2- 1		0- 0		0- 0
13- 2		0- 0	1- 1		CONFERENCE		6- 1		2- 0		4- 0
6- 0		0- 0	0- 0		HOME		2- 0		1- 0		3- 0
5- 2		0- 0	0- 1		AWAY		3- 1		1- 0		1- 0
2- 0		0- 0	1- 0		NEUTRAL		1- 0		0- 0		0- 0
RPI S	Opponent	Score		RPI S	Opponent	Score		RPI S	Opponent	Score	
5 A	Hawaii	0	3	30 A	Miami (Fla.)	2	3	52 H	Cal Poly	3	0
5 A	Hawaii	0	3	30 N	Miami (Fla.)	3	1	60 N	Colorado	0	3
7 H	Pepperdine	3	2	43 H	Michigan	3	1	61 H	Northwestern	3	0
23 N	Michigan St.	0	3	45 H	Cincinnati	3	0	69 H	Pittsburgh	3	1
								71 N	St. Louis	3	0
								74 H	Wis.-Milwaukee	3	0
								75 A	Virginia Tech	0	3
								79 A	Georgetown	3	0
								80 A	Rutgers	3	0
								83 N	Col. of Charleston	3	1
								85 A	Villanova	3	1
								94 A	Illinois St.	3	1
								98 H	Connecticut	3	1
								98 N	Connecticut	3	1
LAST 10 GAMES											
23 N	Michigan St.	0	3	30 A	Miami (Fla.)	2	3	104 A	Loyola Marymount	1	3
83 N	Col. of Charleston	3	1	146 A	Syracuse	3	0	128 A	Valparaiso	3	0
30 N	Miami (Fla.)	3	1	195 H	Boston College	3	0	135 H	St. John's (N.Y.)	3	1
98 N	Connecticut	3	1	294 H	Providence	3	0	141 A	Purdue	2	3
75 A	Virginia Tech	0	3	94 A	Illinois St.	3	1	146 A	Syracuse	3	0

Non-Div. I Games:

Notre Dame

Average RPI Win: 137		WON-LOST RECORD		WINNING PCT. RANK		LAST 10 GAMES		STRENGTH OF SCHEDULE		OPP. STRENGTH OF SCHEDULE		TEAM RPI		ADJ RPI		CONF. RPI		ADJ CONF. RPI	
DIV. I ONLY		25- 8		.75758 37		9- 1		25		75		21		.62275 22		13		13	
DIV. I NON-CONF.		5- 7		.41667 196		0- 1		14		12		55		.58465 51		13		13	
TOTALS		RPI 1-25		RPI 26-50		W-L RECORDS		RPI 51-100		RPI 101-150		RPI 150+							
25- 8		0- 5		1- 2		OVERALL		6- 1		8- 0		10- 0							
14- 3		0- 2		1- 0		HOME		3- 1		5- 0		5- 0							
9- 2		0- 1		0- 1		AWAY		2- 0		2- 0		5- 0							
2- 3		0- 2		0- 1		NEUTRAL		1- 0		1- 0		0- 0							
5- 7		0- 5		0- 1		NON-CONFERENCE		1- 1		2- 0		2- 0							
2- 3		0- 2		0- 0		HOME		0- 1		1- 0		1- 0							
1- 1		0- 1		0- 0		AWAY		0- 0		0- 0		1- 0							
2- 3		0- 2		0- 1		NEUTRAL		1- 0		1- 0		0- 0							
20- 1		0- 0		1- 1		CONFERENCE		5- 0		6- 0		8- 0							
12- 0		0- 0		1- 0		HOME		3- 0		4- 0		4- 0							
8- 1		0- 0		0- 1		AWAY		2- 0		2- 0		4- 0							
0- 0		0- 0		0- 0		NEUTRAL		0- 0		0- 0		0- 0							
RPI S	Opponent		Score		RPI S	Opponent		Score		RPI S	Opponent		Score		RPI S	Opponent		Score	
1 H	Southern California		0	3	31 N	California		0	3	54 A	Eastern Mich.		3	0	106 N	Oregon St.		3	2
4 H	Nebraska		0	3	41 A	Akron		0	3	54 H	Eastern Mich.		3	2	117 H	Morehead St.		3	2
6 A	Minnesota		0	3	41 H	Akron		3	2	54 H	Eastern Mich.		3	0	125 H	Kent St.		3	2
11 N	North Carolina		1	3						64 A	Ohio		3	1	126 A	Western Mich.		3	1
12 N	Louisville		0	3						69 H	Pittsburgh		1	3	126 H	Western Mich.		3	0
										81 N	Texas Tech		3	2	126 H	Western Mich.		3	0
										97 H	Marshall		3	1	131 A	Miami (Ohio)		3	2
															131 H	Miami (Ohio)		3	0
															165 A	Northern Ill.		3	1
															165 H	Northern Ill.		3	1
															179 A	Central Mich.		3	0
															182 A	UNLV		3	1
															198 A	Bowling Green		3	2
															198 H	Bowling Green		3	0
															217 H	IPFW		3	2
															231 A	Toledo		3	2
															231 H	Toledo		3	0
															233 H	Buffalo		3	0
				LAST 10 GAMES															
	12 N Louisville		0	3		126 H Western Mich.		3	0										
	41 H Akron		3	2		165 H Northern Ill.		3	1										
	54 H Eastern Mich.		3	0		131 H Miami (Ohio)		3	0										
	126 H Western Mich.		3	0		179 A Central Mich.		3	0										
	231 H Toledo		3	0		198 A Bowling Green		3	2										

Non-Div. I Games:

Ball St.

Average RPI Win:	96	WON-LOST	WINNING	LAST 10	STRENGTH OF	OPP. STRENGTH	TEAM	ADJ	CONF.	ADJ CONF.					
Average RPI Loss:	31	RECORD	PCT. RANK	GAMES	SCHEDULE	OF SCHEDULE	RPI	RPI	RPI	RPI					
DIV. I ONLY		21- 12	.63636	86	6- 4	23	14	35	.61997	23	2	2			
DIV. I NON-CONF.		10- 3	.76923	37	2- 1	28	19	19	.65654	17	2	2			
<hr/>															
TOTALS	RPI 1-25	RPI 26-50		W-L RECORDS		RPI 51-100		RPI 101-150		RPI 150+					
21- 12	5- 8	2- 2		OVERALL		6- 1		3- 1		5- 0					
11- 3	3- 2	0- 1		HOME		4- 0		1- 0		3- 0					
6- 6	1- 4	0- 1		AWAY		2- 1		2- 0		1- 0					
4- 3	1- 2	2- 0		NEUTRAL		0- 0		0- 1		1- 0					
10- 3	3- 2	2- 0		NON-CONFERENCE		1- 0		1- 1		3- 0					
4- 0	1- 0	0- 0		HOME		1- 0		0- 0		2- 0					
2- 0	1- 0	0- 0		AWAY		0- 0		1- 0		0- 0					
4- 3	1- 2	2- 0		NEUTRAL		0- 0		0- 1		1- 0					
11- 9	2- 6	0- 2		CONFERENCE		5- 1		2- 0		2- 0					
7- 3	2- 2	0- 1		HOME		3- 0		1- 0		1- 0					
4- 6	0- 4	0- 1		AWAY		2- 1		1- 0		1- 0					
0- 0	0- 0	0- 0		NEUTRAL		0- 0		0- 0		0- 0					
RPI	S	Opponent	Score	RPI	S	Opponent	Score	RPI	S	Opponent	Score				
1	N	Southern California	0 3	26	N	Kansas St.	3 1	61	A	Northwestern	3 1	126	A	Western Mich.	3 0
6	A	Minnesota	0 3	38	N	George Mason	3 0	61	H	Northwestern	3 2	133	N	Wright St.	2 3
6	H	Minnesota	1 3	43	A	Michigan	0 3	65	A	Indiana	0 3	141	A	Purdue	3 1
9	N	Georgia Tech	1 3	43	H	Michigan	1 3	65	H	Indiana	3 0	141	H	Purdue	3 0
14	A	South Fla.	3 1					79	H	Georgetown	3 0	165	H	Northern Ill.	3 0
15	A	Wisconsin	1 3					84	A	Illinois	3 1	166	A	Iowa	3 1
15	H	Wisconsin	0 3					84	H	Illinois	3 2	166	H	Iowa	3 0
17	A	Penn St.	0 3									236	N	DePaul	3 0
17	H	Penn St.	3 2									280	H	Oakland	3 0
20	A	Ohio St.	1 3												
20	H	Ohio St.	3 2												
21	N	Notre Dame	3 0												
24	H	South Carolina	3 1												
<hr/>															
LAST 10 GAMES															
1	N	Southern California	0 3	141	A	Purdue	3 1								
21	N	Notre Dame	3 0	84	A	Illinois	3 1								
38	N	George Mason	3 0	6	H	Minnesota	1 3								
15	H	Wisconsin	0 3	166	H	Iowa	3 0								
61	H	Northwestern	3 2	20	A	Ohio St.	1 3								

Non-Div. I Games:

Michigan St.

Average RPI Win:	113	WON-LOST RECORD	WINNING PCT. RANK	LAST 10 GAMES	STRENGTH OF SCHEDULE	OPP. STRENGTH OF SCHEDULE	TEAM RPI	ADJ RPI	CONF. RPI	ADJ CONF. RPI	
DIV. I ONLY		22- 7	.75862 36	6- 4	49	27	23	.61767 24	5	5	
DIV. I NON-CONF.		8- 4	.66667 79	1- 1	44	38	38	.60329 38	5	5	
<hr/>											
TOTALS	RPI 1-25	RPI 26-50		W-L RECORDS	RPI 51-100		RPI 101-150		RPI 150+		
22- 7	1- 5	3- 1		OVERALL	9- 1		3- 0		6- 0		
12- 1	0- 1	2- 0		HOME	4- 0		2- 0		4- 0		
7- 4	1- 4	1- 0		AWAY	3- 0		1- 0		1- 0		
3- 2	0- 0	0- 1		NEUTRAL	2- 1		0- 0		1- 0		
<hr/>											
8- 4	0- 3	1- 1		NON-CONFERENCE	4- 0		1- 0		2- 0		
5- 0	0- 0	1- 0		HOME	2- 0		1- 0		1- 0		
0- 3	0- 3	0- 0		AWAY	0- 0		0- 0		0- 0		
3- 1	0- 0	0- 1		NEUTRAL	2- 0		0- 0		1- 0		
<hr/>											
14- 3	1- 2	2- 0		CONFERENCE	5- 1		2- 0		4- 0		
7- 1	0- 1	1- 0		HOME	2- 0		1- 0		3- 0		
7- 1	1- 1	1- 0		AWAY	3- 0		1- 0		1- 0		
0- 1	0- 0	0- 0		NEUTRAL	0- 1		0- 0		0- 0		
<hr/>											
RPI S	Opponent	Score	RPI S	Opponent	Score	RPI S	Opponent	Score	RPI S	Opponent	Score
3 A	Florida	0 3	32 H	Arizona St.	3 1	57 H	Pacific (Cal.)	3 0	105 H	Oral Roberts	3 0
3 H	Florida	0 3	34 N	San Diego	0 3	58 N	American	3 1	107 A	Kentucky	3 0
11 A	North Carolina	1 3	49 A	Georgia	3 1	62 A	Alabama	3 0	107 H	Kentucky	3 0
18 A	Arkansas	3 1	49 H	Georgia	3 0	62 H	Alabama	3 0	186 H	Mississippi St.	3 0
19 A	Long Beach St.	1 3				62 N	Alabama	0 3	188 H	Mississippi	3 0
23 A	Michigan St.	1 3				68 A	Tennessee	3 0	247 H	Creighton	3 0
						68 H	Tennessee	3 2	260 A	Auburn	3 0
						73 H	Clemson	3 2	260 H	Auburn	3 0
						78 A	LSU	3 1	280 N	Oakland	3 0
						79 N	Georgetown	3 0			
<hr/>											
LAST 10 GAMES											
11 A	North Carolina	1 3	68 A	Tennessee	3 0						
58 N	American	3 1	186 H	Mississippi St.	3 0						
62 N	Alabama	0 3	188 H	Mississippi	3 0						
49 A	Georgia	3 1	3 H	Florida	0 3						
3 A	Florida	0 3	49 H	Georgia	3 0						

Non-Div. I Games:

South Carolina



Average RPI Win:		108	WON-LOST RECORD		WINNING PCT. RANK		LAST 10 GAMES		STRENGTH OF SCHEDULE		OPP. STRENGTH OF SCHEDULE		TEAM RPI		ADJ RPI		CONF. RPI		ADJ CONF. RPI	
DIV. I ONLY			20- 11		.64516 80		6- 4		16		9		27		.61727 25		1		1	
DIV. I NON-CONF.			11- 2		.84615 20		3- 1		67		80		24		.63075 25		1		1	
TOTALS		RPI 1-25		RPI 26-50		W-L RECORDS		RPI 51-100		RPI 101-150		RPI 150+								
20- 11		2- 8		4- 3		OVERALL		3- 0		6- 0		5- 0								
4- 5		1- 3		1- 2		HOME		0- 0		2- 0		0- 0								
8- 6		1- 5		2- 1		AWAY		1- 0		3- 0		1- 0								
8- 0		0- 0		1- 0		NEUTRAL		2- 0		1- 0		4- 0								
11- 2		0- 2		1- 0		NON-CONFERENCE		3- 0		2- 0		5- 0								
0- 0		0- 0		0- 0		HOME		0- 0		0- 0		0- 0								
3- 2		0- 2		0- 0		AWAY		1- 0		1- 0		1- 0								
8- 0		0- 0		1- 0		NEUTRAL		2- 0		1- 0		4- 0								
9- 9		2- 6		3- 3		CONFERENCE		0- 0		4- 0		0- 0								
4- 5		1- 3		1- 2		HOME		0- 0		2- 0		0- 0								
5- 4		1- 3		2- 1		AWAY		0- 0		2- 0		0- 0								
0- 0		0- 0		0- 0		NEUTRAL		0- 0		0- 0		0- 0								
RPI	S	Opponent		Score		RPI	S	Opponent		Score		RPI	S	Opponent		Score				
1	A	Southern California		0	3	29	A	UCLA		0	3	55	N	Southwest Mo. St.		3	0			
1	H	Southern California		1	3	29	H	UCLA		3	0	57	A	Pacific (Cal.)		3	0			
2	A	Stanford		0	3	31	A	California		3	2	72	N	San Diego St.		3	0			
2	H	Stanford		1	3	31	H	California		2	3			Oregon		3	0			
5	A	Hawaii		0	3	32	A	Arizona St.		3	1			H Oregon		3	0			
5	A	Hawaii		1	3	32	H	Arizona St.		2	3			Miami (Ohio)		3	0			
13	A	Arizona		3	0	47	N	Colorado St.		3	1			Louisiana Tech		3	0			
13	H	Arizona		2	3									North Texas		3	0			
16	A	Washington St.		0	3									Delaware		3	0			
16	H	Washington St.		3	1									San Francisco		3	0			
														IPFW		3	0			
														Tex. A&M-Corp. Chris		3	0			
LAST 10 GAMES																				
		5 A Hawaii		0	3			106 A Oregon St.		3	1									
		47 N Colorado St.		3	1			31 H California		2	3									
		57 A Pacific (Cal.)		3	0			2 H Stanford		1	3									
		55 N Southwest Mo. St.		3	0			16 A Washington St.		0	3									
		127 A Oregon		3	0			32 A Arizona St.		3	1									

**Non-Div. I Games:**

Washington

Average RPI Win:	102	WON-LOST RECORD	WINNING PCT. RANK	LAST 10 GAMES	STRENGTH OF SCHEDULE	OPP. STRENGTH OF SCHEDULE	TEAM RPI	ADJ RPI	CONF. RPI	ADJ CONF. RPI	
DIV. I ONLY		21- 9	.7 56	7- 3	28	18	25	.61603	26	3	3
DIV. I NON-CONF.		5- 5	.5 161	1- 1	33	15	70	.57549	62	3	3
<hr/>											
TOTALS	RPI 1-25	RPI 26-50		W-L RECORDS	RPI 51-100		RPI 101-150		RPI 150+		
21- 9	0- 6	5- 3		OVERALL	7- 0		4- 0		5- 0		
11- 3	0- 2	3- 1		HOME	3- 0		2- 0		3- 0		
8- 4	0- 2	2- 2		AWAY	3- 0		1- 0		2- 0		
2- 2	0- 2	0- 0		NEUTRAL	1- 0		1- 0		0- 0		
<hr/>											
5- 5	0- 4	1- 1		NON-CONFERENCE	1- 0		2- 0		1- 0		
3- 1	0- 1	1- 0		HOME	0- 0		1- 0		1- 0		
0- 2	0- 1	0- 1		AWAY	0- 0		0- 0		0- 0		
2- 2	0- 2	0- 0		NEUTRAL	1- 0		1- 0		0- 0		
<hr/>											
16- 4	0- 2	4- 2		CONFERENCE	6- 0		2- 0		4- 0		
8- 2	0- 1	2- 1		HOME	3- 0		1- 0		2- 0		
8- 2	0- 1	2- 1		AWAY	3- 0		1- 0		2- 0		
0- 0	0- 0	0- 0		NEUTRAL	0- 0		0- 0		0- 0		
<hr/>											
RPI	S	Opponent	Score	RPI	S	Opponent	Score	RPI	S	Opponent	Score
4	A	Nebraska	0 <span>3</span>	36	A	Texas	1 <span>3</span>	56	A	Kansas	3 0
4	H	Nebraska	0 <span>3</span>	36	H	Texas	0 <span>3</span>	56	H	Kansas	3 0
9	N	Georgia Tech	1 <span>3</span>	39	A	Texas A&M	3 0	60	A	Colorado	3 0
14	A	South Fla.	1 <span>3</span>	39	H	Texas A&M	3 0	60	H	Colorado	3 1
16	H	Washington St.	1 <span>3</span>	42	A	Missouri	3 0	81	A	Texas Tech	3 2
23	N	Michigan St.	1 <span>3</span>	42	H	Missouri	3 0	81	H	Texas Tech	3 2
				43	H	Michigan	3 0	98	N	Connecticut	3 0
				47	A	Colorado St.	2 <span>3</span>				
<hr/>											
LAST 10 GAMES											
				16	H	Washington St.	1 <span>3</span>	176	H	Oklahoma	3 0
				43	H	Michigan	3 0	39	A	Texas A&M	3 0
				4	A	Nebraska	0 <span>3</span>	150	H	Baylor	3 0
				56	H	Kansas	3 0	42	A	Missouri	3 0
				36	A	Texas	1 <span>3</span>	154	H	Iowa St.	3 0

Non-Div. I Games:

Kansas St.

Eastern Washington.

Eastern Wash.

Average RPI Win: 145		WON-LOST RECORD		WINNING PCT. RANK		LAST 10 GAMES		STRENGTH OF SCHEDULE		OPP. STRENGTH OF SCHEDULE		TEAM RPI		ADJ RPI		CONF. RPI		ADJ CONF. RPI	
DIV. I ONLY		27- 5		.84375 14		9- 1		83		105		26		.6127 28		14		15	
DIV. I NON-CONF.		12- 3		.8 28		1- 0		68		72		32		.61826 32		15		16	
TOTALS		RPI 1-25		RPI 26-50		W-L RECORDS		RPI 51-100		RPI 101-150		RPI 150+							
27- 5		0- 2		1- 0		OVERALL		4- 3		13- 0		9- 0							
10- 1		0- 0		0- 0		HOME		1- 1		6- 0		3- 0							
12- 2		0- 2		0- 0		AWAY		3- 0		5- 0		4- 0							
5- 2		0- 0		1- 0		NEUTRAL		0- 2		2- 0		2- 0							
12- 3		0- 2		1- 0		NON-CONFERENCE		3- 1		5- 0		3- 0							
4- 0		0- 0		0- 0		HOME		1- 0		2- 0		1- 0							
4- 2		0- 2		0- 0		AWAY		2- 0		1- 0		1- 0							
4- 1		0- 0		1- 0		NEUTRAL		0- 1		2- 0		1- 0							
15- 2		0- 0		0- 0		CONFERENCE		1- 2		8- 0		6- 0							
6- 1		0- 0		0- 0		HOME		0- 1		4- 0		2- 0							
8- 0		0- 0		0- 0		AWAY		1- 0		4- 0		3- 0							
1- 1		0- 0		0- 0		NEUTRAL		0- 1		0- 0		1- 0							
RPI S	Opponent		Score		RPI S	Opponent		Score		RPI S	Opponent		Score		RPI S	Opponent		Score	
19 A	Long Beach St.		0 3		41 N	Akron		3 1		51 N	Dayton		1 3		101 A	Bradley		3 0	
20 A	Ohio St.		1 3							61 A	Northwestern		3 1		105 H	Oral Roberts		3 1	
										71 A	St. Louis		3 0		115 N	Harvard		3 1	
										74 A	Wis.-Milwaukee		3 2		128 H	Valparaiso		3 0	
										74 H	Wis.-Milwaukee		1 3		133 A	Wright St.		3 0	
										74 N	Wis.-Milwaukee		2 3		133 H	Wright St.		3 1	
										84 H	Illinois		3 2		134 A	Ill.-Chicago		3 2	
															134 H	Ill.-Chicago		3 0	
															137 A	Cleveland St.		3 0	
															137 H	Cleveland St.		3 1	
															149 A	Butler		3 0	
															149 H	Butler		3 0	
															150 N	Baylor		3 1	
															165 H	Northern Ill.		3 2	
															169 A	Wis.-Green Bay		3 0	
															169 A	Wis.-Green Bay		3 0	
															169 H	Wis.-Green Bay		3 0	
															236 N	DePaul		3 2	
															242 A	Eastern Ill.		3 0	
															245 A	Youngstown St.		3 0	
															245 H	Youngstown St.		3 0	
															245 N	Youngstown St.		3 0	
					LAST 10 GAMES														
					74 N	Wis.-Milwaukee		2 3		245 H	Youngstown St.		3 0						
					169 A	Wis.-Green Bay		3 0		137 H	Cleveland St.		3 1						
					245 N	Youngstown St.		3 0		101 A	Bradley		3 0						
					74 A	Wis.-Milwaukee		3 2		133 A	Wright St.		3 0						
					169 A	Wis.-Green Bay		3 0		149 A	Butler		3 0						

Non-Div. I Games:

Loyola (Ill.)

UCLA				Through Games Of Dec. 21, 2002								
Average RPI Win:	105	WON-LOST RECORD	WINNING PCT. RANK	LAST 10 GAMES	STRENGTH OF SCHEDULE	OPP. STRENGTH OF SCHEDULE	TEAM RPI	ADJ RPI	CONF. RPI	ADJ CONF. RPI		
DIV. I ONLY		20- 14	.58824 110	6- 4	14	5	31	.61107 29	1	1		
DIV. I NON-CONF.		11- 5	.6875 72	4- 2	54	23	37	.60996 35	1	1		
-----												
TOTALS	RPI 1-25	RPI 26-50		W-L RECORDS	RPI 51-100		RPI 101-150		RPI 150+			
20- 14	4- 13	3- 1		OVERALL	1- 0		7- 0		5- 0			
6- 4	2- 4	2- 0		HOME	0- 0		2- 0		0- 0			
6- 9	0- 8	1- 1		AWAY	0- 0		2- 0		3- 0			
8- 1	2- 1	0- 0		NEUTRAL	1- 0		3- 0		2- 0			
11- 5	2- 5	0- 0		NON-CONFERENCE	1- 0		3- 0		5- 0			
0- 1	0- 1	0- 0		HOME	0- 0		0- 0		0- 0			
3- 3	0- 3	0- 0		AWAY	0- 0		0- 0		3- 0			
8- 1	2- 1	0- 0		NEUTRAL	1- 0		3- 0		2- 0			
9- 9	2- 8	3- 1		CONFERENCE	0- 0		4- 0		0- 0			
6- 3	2- 3	2- 0		HOME	0- 0		2- 0		0- 0			
3- 6	0- 5	1- 1		AWAY	0- 0		2- 0		0- 0			
0- 0	0- 0	0- 0		NEUTRAL	0- 0		0- 0		0- 0			
-----												
RPI S	Opponent	Score	RPI S	Opponent	Score	RPI S	Opponent	Score	RPI S	Opponent	Score	
1 A	Southern California	0 3	31 A	California	3 1	60 N	Colorado	3 1	106 A	Oregon St.	3 0	
1 H	Southern California	0 3	31 H	California	3 0				106 H	Oregon St.	3 0	
2 A	Stanford	1 3	32 A	Arizona St.	1 3				109 N	Rice	3 0	
2 H	Stanford	0 3	32 H	Arizona St.	3 2				114 N	Rhode Island	3 0	
5 A	Hawaii	1 3							127 A	Oregon	3 1	
6 A	Minnesota	0 3							127 H	Oregon	3 0	
7 A	Pepperdine	1 3							149 N	Butler	3 0	
7 H	Pepperdine	0 3							159 A	New Mexico	3 0	
10 N	Northern Iowa	0 3							196 A	Portland	3 0	
13 A	Arizona	1 3							216 A	San Francisco	3 1	
13 H	Arizona	1 3							230 N	Cal St. Fullerton	3 0	
16 A	Washington St.	2 3							231 N	Toledo	3 0	
16 H	Washington St.	3 2										
19 N	Long Beach St.	3 0										
20 N	Ohio St.	3 0										
25 A	Washington	0 3										
25 H	Washington	3 0										
-----												
LAST 10 GAMES												
7 A	Pepperdine	1 3	13 H	Arizona	1 3							
19 N	Long Beach St.	3 0	32 H	Arizona St.	3 2							
159 A	New Mexico	3 0	1 H	Southern California	0 3							
149 N	Butler	3 0	7 H	Pepperdine	0 3							
109 N	Rice	3 0	127 A	Oregon	3 1							

Non-Div. I Games:

UCLA

Average RPI Win:	131	WON-LOST RECORD	WINNING PCT. RANK	LAST 10 GAMES	STRENGTH OF SCHEDULE	OPP. STRENGTH OF SCHEDULE	TEAM RPI	ADJ RPI	CONF. RPI	ADJ CONF. RPI		
DIV. I ONLY		27- 6	.81818	18	7- 3	98	71	28	.61043	30	9	11
DIV. I NON-CONF.		16- 2	.88889	11	2- 1	114	57	30	.62061	31	10	10
<hr/>												
TOTALS	RPI 1-25	RPI 26-50		W-L RECORDS		RPI 51-100		RPI 101-150		RPI 150+		
27- 6	3- 2	3- 0		OVERALL		5- 3		4- 0		12- 1		
12- 1	2- 0	0- 0		HOME		2- 0		3- 0		5- 1		
8- 4	1- 1	0- 0		AWAY		1- 3		1- 0		5- 0		
7- 1	0- 1	3- 0		NEUTRAL		2- 0		0- 0		2- 0		
16- 2	2- 1	3- 0		NON-CONFERENCE		1- 0		2- 0		8- 1		
6- 1	1- 0	0- 0		HOME		0- 0		1- 0		4- 1		
4- 1	1- 1	0- 0		AWAY		0- 0		1- 0		2- 0		
6- 0	0- 0	3- 0		NEUTRAL		1- 0		0- 0		2- 0		
11- 4	1- 1	0- 0		CONFERENCE		4- 3		2- 0		4- 0		
6- 0	1- 0	0- 0		HOME		2- 0		2- 0		1- 0		
4- 3	0- 0	0- 0		AWAY		1- 3		0- 0		3- 0		
1- 1	0- 1	0- 0		NEUTRAL		1- 0		0- 0		0- 0		
<hr/>												
RPI S	Opponent	Score		RPI S	Opponent	Score		RPI S	Opponent	Score		
4 A	Nebraska	0	3	40 N	Florida St.	3	2	69 A	Pittsburgh	2	3	
14 H	South Fla.	3	1	44 N	Duke	3	0	75 A	Virginia Tech	0	3	
15 A	Wisconsin	3	1	49 N	Georgia	3	1	75 N	Virginia Tech	3	2	
21 H	Notre Dame	3	2					79 A	Georgetown	2	3	
21 N	Notre Dame	1	3					80 H	Rutgers	3	0	
								85 A	Villanova	3	0	
								92 N	Stephen F. Austin	3	1	
								98 H	Connecticut	3	0	

Non-Div. I Games:

Miami (Fla.)

[illegible]

**Non-Div. I Games:**

California

Average RPI Win:		86	WON-LOST RECORD		WINNING PCT. RANK	LAST 10 GAMES	STRENGTH OF SCHEDULE		OPP. STRENGTH OF SCHEDULE	TEAM RPI	ADJ RPI	CONF. RPI	ADJ CONF. RPI				
Average RPI Loss:		14															
DIV. I ONLY			15- 12		.55556	130	5- 5		6	3	29	.60679	32	1	1		
DIV. I NON-CONF.			7- 2		.77778	34	3- 1		34	33	20	.63841	22	1	1		
TOTALS		RPI 1-25		RPI 26-50		W-L RECORDS		RPI 51-100		RPI 101-150		RPI 150+					
15- 12		2- 10		3- 2		OVERALL		3- 0		6- 0		1- 0					
5- 4		1- 4		2- 0		HOME		0- 0		2- 0		0- 0					
4- 8		1- 6		0- 2		AWAY		1- 0		2- 0		0- 0					
6- 0		0- 0		1- 0		NEUTRAL		2- 0		2- 0		1- 0					
7- 2		0- 2		1- 0		NON-CONFERENCE		3- 0		2- 0		1- 0					
0- 0		0- 0		0- 0		HOME		0- 0		0- 0		0- 0					
1- 2		0- 2		0- 0		AWAY		1- 0		0- 0		0- 0					
6- 0		0- 0		1- 0		NEUTRAL		2- 0		2- 0		1- 0					
8- 10		2- 8		2- 2		CONFERENCE		0- 0		4- 0		0- 0					
5- 4		1- 4		2- 0		HOME		0- 0		2- 0		0- 0					
3- 6		1- 4		0- 2		AWAY		0- 0		2- 0		0- 0					
0- 0		0- 0		0- 0		NEUTRAL		0- 0		0- 0		0- 0					
RPI	S	Opponent		Score		RPI	S	Opponent		Score		RPI	S	Opponent		Score	
1	A	Southern California		0	3	29	A	UCLA		2	3	57	N	Pacific (Cal.)		3	2
1	H	Southern California		0	3	29	H	UCLA		3	1	73	N	Clemson		3	2
2	A	Stanford		0	3	31	A	California		0	3	81	A	Texas Tech		3	2
2	H	Stanford		0	3	31	H	California		3	2						
4	A	Nebraska		0	3	45	N	Cincinnati		3	2						
13	A	Arizona		0	3												
13	H	Arizona		3	0												
16	A	Washington St.		0	3												
16	H	Washington St.		0	3												
24	A	South Carolina		1	3												
25	A	Washington		3	2												
25	H	Washington		1	3												
LAST 10 GAMES																	
4	A	Nebraska		0	3	29	A	UCLA		2	3						
45	N	Cincinnati		3	2	127	H	Oregon		3	1						
111	N	Weber St.		3	0	106	H	Oregon St.		3	0						
105	N	Oral Roberts		3	0	31	A	California		0	3						
1	A	Southern California		0	3	2	A	Stanford		0	3						

Non-Div. I Games:

Arizona St.



Average RPI Win:		124	WON-LOST RECORD		WINNING PCT. RANK		LAST 10 GAMES		STRENGTH OF SCHEDULE		OPP. STRENGTH OF SCHEDULE		TEAM RPI		ADJ RPI		CONF. RPI		ADJ CONF. RPI				
Average RPI Loss:		54																					
DIV. I ONLY			25- 9		.73529 44		7- 3		61		55		34		.60643 33		11		9				
DIV. I NON-CONF.			12- 5		.70588 63		1- 2		41		20		31		.62437 28		8		8				
TOTALS		RPI 1-25		RPI 26-50		W-L RECORDS		RPI 51-100		RPI 101-150		RPI 150+											
25- 9		2- 2		0- 4		OVERALL		7- 1		7- 2		9- 0											
14- 2		2- 1		0- 1		HOME		4- 0		3- 0		5- 0											
5- 5		0- 1		0- 1		AWAY		0- 1		1- 2		4- 0											
6- 2		0- 0		0- 2		NEUTRAL		3- 0		3- 0		0- 0											
12- 5		2- 2		0- 2		NON-CONFERENCE		5- 0		2- 1		3- 0											
8- 1		2- 1		0- 0		HOME		3- 0		1- 0		2- 0											
1- 2		0- 1		0- 0		AWAY		0- 0		0- 1		1- 0											
3- 2		0- 0		0- 2		NEUTRAL		2- 0		1- 0		0- 0											
13- 4		0- 0		0- 2		CONFERENCE		2- 1		5- 1		6- 0											
6- 1		0- 0		0- 1		HOME		1- 0		2- 0		3- 0											
4- 3		0- 0		0- 1		AWAY		0- 1		1- 1		3- 0											
3- 0		0- 0		0- 0		NEUTRAL		1- 0		2- 0		0- 0											
RPI	S	Opponent		Score		RPI	S	Opponent		Score		RPI	S	Opponent		Score							
2	A	Stanford		1	3	27	N	Eastern Wash.		0	3	52	N	Cal Poly		3	0	103	N	San Jose St.		3	0
5	H	Hawaii		0	3	39	N	Texas A&M		0	3	57	H	Pacific (Cal.)		3	2	108	A	Brigham Young		3	1
13	H	Arizona		3	1	47	A	Colorado St.		1	3	72	A	San Diego St.		2	3	108	H	Brigham Young		3	0
18	H	Arkansas		3	2	47	H	Colorado St.		1	3	72	H	San Diego St.		3	0	108	N	Brigham Young		3	0
												72	N	San Diego St.		3	0	111	A	Weber St.		1	3
												84	H	Illinois		3	1	123	H	Utah St.		3	0
												89	N	George Washington		3	0	132	A	Wyoming		0	3
												93	H	New Hampshire		3	0	132	H	Wyoming		3	1
																		132	N	Wyoming		3	0
																		155	H	Murray St.		3	0
																		159	A	New Mexico		3	1
																		159	H	New Mexico		3	1
																		182	A	UNLV		3	1
																		182	H	UNLV		3	0
																		209	A	Air Force		3	0
																		209	H	Air Force		3	0
																		211	H	Idaho St.		3	0
																		261	A	Boise St.		3	0

Average RPI Win:		145	WON-LOST RECORD		WINNING PCT. RANK	LAST 10 GAMES		STRENGTH OF SCHEDULE		OPP. STRENGTH OF SCHEDULE	TEAM RPI	ADJ RPI	CONF. RPI	ADJ CONF. RPI			
DIV. I ONLY			25- 8	.75758	37	6- 4		65		73	30	.60578	34	6	7		
DIV. I NON-CONF.			15- 4	.78947	31	0- 1		31		65	21	.64047	21	7	7		
TOTALS		RPI 1-25		RPI 26-50		W-L RECORDS		RPI 51-100		RPI 101-150		RPI 150+					
25- 8		1- 5		3- 3		OVERALL		4- 0		2- 0		15- 0					
13- 3		0- 2		1- 1		HOME		3- 0		1- 0		8- 0					
7- 5		0- 3		1- 2		AWAY		1- 0		1- 0		4- 0					
5- 0		1- 0		1- 0		NEUTRAL		0- 0		0- 0		3- 0					
15- 4		1- 3		3- 1		NON-CONFERENCE		4- 0		0- 0		7- 0					
8- 1		0- 1		1- 0		HOME		3- 0		0- 0		4- 0					
2- 3		0- 2		1- 1		AWAY		1- 0		0- 0		0- 0					
5- 0		1- 0		1- 0		NEUTRAL		0- 0		0- 0		3- 0					
10- 4		0- 2		0- 2		CONFERENCE		0- 0		2- 0		8- 0					
5- 2		0- 1		0- 1		HOME		0- 0		1- 0		4- 0					
5- 2		0- 1		0- 1		AWAY		0- 0		1- 0		4- 0					
0- 0		0- 0		0- 0		NEUTRAL		0- 0		0- 0		0- 0					
RPI	S	Opponent		Score		RPI	S	Opponent		Score		RPI	S	Opponent		Score	
1	A	Southern California		0	3	35	A	Santa Clara		0	3	61	H	Northwestern		3	2
7	A	Pepperdine		0	3	35	H	Santa Clara		1	3	72	A	San Diego St.		3	1
7	H	Pepperdine		2	3	36	A	Texas		3	2	72	H	San Diego St.		3	0
11	H	North Carolina		1	3	46	A	Fresno St.		2	3	86	H	UC Irvine		3	1
19	A	Long Beach St.		1	3	47	H	Colorado St.		3	1						
24	N	South Carolina		3	0	48	N	Sacramento St.		3	0						

Average RPI Win:	140	WON-LOST RECORD	WINNING PCT. RANK	LAST 10 GAMES	STRENGTH OF SCHEDULE	OPP. STRENGTH OF SCHEDULE	TEAM RPI	ADJ RPI	CONF. RPI	ADJ CONF. RPI	
Average RPI Loss:	13										
DIV. I ONLY		24- 7	.77419 30	6- 4	93	40	32	.6016 35	6	7	
DIV. I NON-CONF.		12- 5	.70588 63	0- 3	63	21	34	.60646 36	7	7	
<hr/>											
TOTALS	RPI 1-25	RPI 26-50		W-L RECORDS	RPI 51-100		RPI 101-150		RPI 150+		
24- 7	0- 5	4- 2		OVERALL	4- 0		3- 0		13- 0		
8- 2	0- 1	2- 1		HOME	0- 0		2- 0		4- 0		
9- 3	0- 3	1- 0		AWAY	1- 0		1- 0		6- 0		
7- 2	0- 1	1- 1		NEUTRAL	3- 0		0- 0		3- 0		
<hr/>											
12- 5	0- 3	2- 2		NON-CONFERENCE	4- 0		1- 0		5- 0		
2- 1	0- 0	1- 1		HOME	0- 0		1- 0		0- 0		
3- 2	0- 2	0- 0		AWAY	1- 0		0- 0		2- 0		
7- 2	0- 1	1- 1		NEUTRAL	3- 0		0- 0		3- 0		
<hr/>											
12- 2	0- 2	2- 0		CONFERENCE	0- 0		2- 0		8- 0		
6- 1	0- 1	1- 0		HOME	0- 0		1- 0		4- 0		
6- 1	0- 1	1- 0		AWAY	0- 0		1- 0		4- 0		
0- 0	0- 0	0- 0		NEUTRAL	0- 0		0- 0		0- 0		
<hr/>											
RPI S	Opponent	Score	RPI S	Opponent	Score	RPI S	Opponent	Score	RPI S	Opponent	Score
2 A	Stanford	0 3	31 H	California	2 3	62 N	Alabama	3 1	103 H	San Jose St.	3 2
4 A	Nebraska	0 3	31 N	California	1 3	77 N	Maryland	3 0	104 A	Loyola Marymount	3 2
6 N	Minnesota	1 3	34 A	San Diego	3 1	86 A	UC Irvine	3 0	104 H	Loyola Marymount	3 1
7 A	Pepperdine	2 3	34 H	San Diego	3 0	90 N	James Madison	3 0	151 A	St. Mary's (Cal.)	3 0
7 H	Pepperdine	0 3	43 N	Michigan	3 2				151 H	St. Mary's (Cal.)	3 1
			48 H	Sacramento St.	3 1				173 A	Northern Ariz.	3 0
									189 N	New Orleans	3 0
									191 N	Idaho	3 0
									196 A	Portland	3 0
									196 H	Portland	3 0
									212 A	Denver	3 0
									215 A	Gonzaga	3 1
									215 H	Gonzaga	3 0
									216 A	San Francisco	3 1
									216 H	San Francisco	3 0
									242 N	Eastern Ill.	3 1
<hr/>											
LAST 10 GAMES											
31 N	California	1 3	7 A	Pepperdine	2 3						
2 A	Stanford	0 3	215 H	Gonzaga	3 0						
216 A	San Francisco	3 1	196 H	Portland	3 0						
31 H	California	2 3	34 A	San Diego	3 1						
104 A	Loyola Marymount	3 2	151 A	St. Mary's (Cal.)	3 0						

Non-Div. I Games:

Santa Clara

Average RPI Win: 119		WON-LOST RECORD		WINNING PCT. RANK		LAST 10 GAMES		STRENGTH OF SCHEDULE		OPP. STRENGTH OF SCHEDULE		TEAM RPI		ADJ RPI		CONF. RPI		ADJ CONF. RPI	
DIV. I ONLY		23- 9		.71875 50		5- 5		71		24		39		.6008 36		3		3	
DIV. I NON-CONF.		10- 2		.83333 23		1- 1		131		54		39		.60211 39		3		3	
TOTALS		RPI 1-25		RPI 26-50		W-L RECORDS		RPI 51-100		RPI 101-150		RPI 150+							
23- 9		1- 3		4- 4		OVERALL		5- 2		3- 0		10- 0							
13- 4		0- 1		2- 2		HOME		2- 1		2- 0		7- 0							
8- 5		1- 2		1- 2		AWAY		2- 1		1- 0		3- 0							
2- 0		0- 0		1- 0		NEUTRAL		1- 0		0- 0		0- 0							
10- 2		1- 1		1- 1		NON-CONFERENCE		1- 0		1- 0		6- 0							
6- 1		0- 0		0- 1		HOME		0- 0		1- 0		5- 0							
2- 1		1- 1		0- 0		AWAY		0- 0		0- 0		1- 0							
2- 0		0- 0		1- 0		NEUTRAL		1- 0		0- 0		0- 0							
13- 7		0- 2		3- 3		CONFERENCE		4- 2		2- 0		4- 0							
7- 3		0- 1		2- 1		HOME		2- 1		1- 0		2- 0							
6- 4		0- 1		1- 2		AWAY		2- 1		1- 0		2- 0							
0- 0		0- 0		0- 0		NEUTRAL		0- 0		0- 0		0- 0							
RPI	S	Opponent		Score		RPI	S	Opponent		Score		RPI	S	Opponent		Score			
4	A	Nebraska		0	3	26	A	Kansas St.		3	0	56	A	Kansas		0	3		
4	H	Nebraska		1	3	26	H	Kansas St.		3	1	56	H	Kansas		3	0		
13	A	Arizona		2	3	34	H	San Diego		2	3	60	A	Colorado		3	0		
20	A	Ohio St.		3	0	39	A	Texas A&M		1	3	60	H	Colorado		1	3		
						39	H	Texas A&M		3	2	65	N	Indiana		3	2		
						41	N	Akron		3	1	81	A	Texas Tech		3	0		
						42	A	Missouri		2	3	81	H	Texas Tech		3	1		
						42	H	Missouri		1	3								
						LAST 10 GAMES													
						13	A	Arizona		2	3	81	H	Texas Tech		3	1		
						65	N	Indiana		3	2	176	A	Oklahoma		3	0		
						39	A	Texas A&M		1	3	4	H	Nebraska		1	3		
						26	H	Kansas St.		3	1	60	H	Colorado		1	3		
						154	A	Iowa St.		3	0	56	A	Kansas		0	3		

Non-Div. I Games:

Texas

Average RPI Win:	142	WON-LOST RECORD	WINNING PCT. RANK	LAST 10 GAMES	STRENGTH OF SCHEDULE	OPP. STRENGTH OF SCHEDULE	TEAM RPI	ADJ RPI	CONF. RPI	ADJ CONF. RPI					
DIV. I ONLY		29- 7	.80556	22	8- 2	103	92	36	.5996	37	12	12			
DIV. I NON-CONF.		14- 6	.7	65	4- 1	116	67	71	.57188	68	14	14			
<hr/>															
TOTALS	RPI 1-25	RPI 26-50		W-L RECORDS		RPI 51-100		RPI 101-150		RPI 150+					
29- 7	1- 1	0- 1		OVERALL		10- 3		7- 1		11- 1					
12- 1	0- 0	0- 0		HOME		4- 1		3- 0		5- 0					
11- 5	1- 1	0- 0		AWAY		3- 2		3- 1		4- 1					
6- 1	0- 0	0- 1		NEUTRAL		3- 0		1- 0		2- 0					
<hr/>															
14- 6	1- 1	0- 1		NON-CONFERENCE		5- 3		1- 0		7- 1					
5- 1	0- 0	0- 0		HOME		2- 1		0- 0		3- 0					
4- 4	1- 1	0- 0		AWAY		1- 2		0- 0		2- 1					
5- 1	0- 0	0- 1		NEUTRAL		2- 0		1- 0		2- 0					
<hr/>															
15- 1	0- 0	0- 0		CONFERENCE		5- 0		6- 1		4- 0					
7- 0	0- 0	0- 0		HOME		2- 0		3- 0		2- 0					
7- 1	0- 0	0- 0		AWAY		2- 0		3- 1		2- 0					
1- 0	0- 0	0- 0		NEUTRAL		1- 0		0- 0		0- 0					
<hr/>															
RPI S	Opponent	Score		RPI S	Opponent	Score		RPI S	Opponent	Score		RPI S	Opponent	Score	
3 A	Florida	0	3	48 N	Sacramento St.	2	3	51 A	Dayton	3	0	114 A	Rhode Island	3	1
17 A	Penn St.	3	1					51 H	Dayton	3	0	114 H	Rhode Island	3	1
								58 A	American	3	0	120 A	Xavier	2	3
								74 N	Wis.-Milwaukee	3	0	120 A	Xavier	3	1
								80 H	Rutgers	2	3	120 H	Xavier	3	1
								85 A	Villanova	2	3	139 N	Southern Methodist	3	2
								88 H	Manhattan	3	1	147 A	Duquesne	3	1
								88 N	Manhattan	3	1	147 H	Duquesne	3	0
								89 A	George Washington	3	1	159 A	New Mexico	1	3
								89 H	George Washington	3	1	160 H	West Virginia	3	0
								89 N	George Washington	3	1	200 A	Delaware	3	1
								93 H	New Hampshire	3	2	202 A	Fordham	3	0
								98 A	Connecticut	2	3	202 H	Fordham	3	2
												222 H	St. Peter's	3	0
												222 N	St. Peter's	3	0
												232 H	William & Mary	3	0
												237 A	La Salle	3	1
												237 H	La Salle	3	0
												260 N	Auburn	3	0
												262 A	Maine	3	0
<hr/>															
				LAST 10 GAMES											
3 A	Florida	0	3	89 N	George Washington	3	1								
17 A	Penn St.	3	1	120 A	Xavier	3	1								
88 N	Manhattan	3	1	51 A	Dayton	3	0								
58 A	American	3	0	120 A	Xavier	2	3								
88 H	Manhattan	3	1	147 H	Duquesne	3	0								

Average RPI Win:	161	WON-LOST RECORD	WINNING PCT. RANK	LAST 10 GAMES	STRENGTH OF SCHEDULE	OPP. STRENGTH OF SCHEDULE	TEAM RPI	ADJ RPI	CONF. RPI	ADJ CONF. RPI	
Average RPI Loss:	43										
DIV. I ONLY	22- 8	.73333	46	8- 2	54	107	37	.59866	38	17	17
DIV. I NON-CONF.	6- 6	.5	161	0- 1	29	24	68	.57416	65	17	17
<hr/>											
TOTALS	RPI 1-25	RPI 26-50		W-L RECORDS	RPI 51-100		RPI 101-150		RPI 150+		
22- 8	0- 4	0- 1		OVERALL	9- 3		1- 0		12- 0		
10- 3	0- 2	0- 0		HOME	4- 1		1- 0		5- 0		
9- 4	0- 1	0- 1		AWAY	4- 2		0- 0		5- 0		
3- 1	0- 1	0- 0		NEUTRAL	1- 0		0- 0		2- 0		
<hr/>											
6- 6	0- 4	0- 1		NON-CONFERENCE	3- 1		1- 0		2- 0		
3- 2	0- 2	0- 0		HOME	2- 0		1- 0		0- 0		
1- 3	0- 1	0- 1		AWAY	1- 1		0- 0		0- 0		
2- 1	0- 1	0- 0		NEUTRAL	0- 0		0- 0		2- 0		
<hr/>											
16- 2	0- 0	0- 0		CONFERENCE	6- 2		0- 0		10- 0		
7- 1	0- 0	0- 0		HOME	2- 1		0- 0		5- 0		
8- 1	0- 0	0- 0		AWAY	3- 1		0- 0		5- 0		
1- 0	0- 0	0- 0		NEUTRAL	1- 0		0- 0		0- 0		
<hr/>											
RPI S	Opponent	Score	RPI S	Opponent	Score	RPI S	Opponent	Score	RPI S	Opponent	Score
9 H	Georgia Tech	0 3	45 A	Cincinnati	0 3	73 A	Clemson	0 3	109 H	Rice	3 2
10 H	Northern Iowa	0 3				77 H	Maryland	3 1	157 N	Jacksonville	3 0
12 A	Louisville	0 3				79 A	Georgetown	3 0	180 A	Va. Commonwealth	3 1
23 N	Michigan St.	0 3				82 A	Hofstra	3 1	180 H	Va. Commonwealth	3 0
						82 H	Hofstra	1 3	200 A	Delaware	3 1
						85 H	Villanova	3 0	200 H	Delaware	3 0
						90 A	James Madison	3 2	232 A	William & Mary	3 2
						90 A	James Madison	2 3	232 H	William & Mary	3 1
						90 H	James Madison	3 2	244 A	Drexel	3 0
						100 A	Towson	3 0	244 H	Drexel	3 0
						100 H	Towson	3 1	250 A	UNC Wilmington	3 0
						100 N	Towson	3 1	250 H	UNC Wilmington	3 1
									254 N	East Caro.	3 1
<hr/>											
LAST 10 GAMES											
23 N	Michigan St.	0 3	100 H	Towson	3 1						
90 A	James Madison	3 2	200 H	Delaware	3 0						
100 N	Towson	3 1	250 H	UNC Wilmington	3 1						
82 A	Hofstra	3 1	90 A	James Madison	2 3						
244 A	Drexel	3 0	180 A	Va. Commonwealth	3 1						

Non-Div. I Games:

George Mason

**T  
e  
x  
a  
s  
A  
&  
M**

**T  
e  
x  
a  
s  
A  
&  
M**

Texas A&amp;M

Average RPI Win:	125	WON-LOST RECORD	WINNING PCT. RANK	LAST 10 GAMES	STRENGTH OF SCHEDULE	OPP. STRENGTH OF SCHEDULE	TEAM RPI	ADJ RPI	CONF. RPI	ADJ CONF. RPI	
Average RPI Loss:	34										
DIV. I ONLY		21- 13	.61765 95	5- 5	26	30	43	.59544 40	4	4	
DIV. I NON-CONF.		9- 6	.6 109	0- 1	46	45	52	.58372 52	4	4	
<hr/>											
TOTALS	RPI 1-25	RPI 26-50		W-L RECORDS	RPI 51-100		RPI 101-150		RPI 150+		
21- 13	2- 7	1- 2		OVERALL	6- 4		3- 0		9- 0		
12- 2	1- 1	1- 0		HOME	3- 1		2- 0		5- 0		
5- 8	0- 5	0- 1		AWAY	1- 2		1- 0		3- 0		
4- 3	1- 1	0- 1		NEUTRAL	2- 1		0- 0		1- 0		
<hr/>											
9- 6	0- 3	0- 1		NON-CONFERENCE	3- 2		1- 0		5- 0		
6- 0	0- 0	0- 0		HOME	2- 0		1- 0		3- 0		
1- 3	0- 2	0- 0		AWAY	0- 1		0- 0		1- 0		
2- 3	0- 1	0- 1		NEUTRAL	1- 1		0- 0		1- 0		
<hr/>											
12- 7	2- 4	1- 1		CONFERENCE	3- 2		2- 0		4- 0		
6- 2	1- 1	1- 0		HOME	1- 1		1- 0		2- 0		
4- 5	0- 3	0- 1		AWAY	1- 1		1- 0		2- 0		
2- 0	1- 0	0- 0		NEUTRAL	1- 0		0- 0		0- 0		
<hr/>											
RPI S	Opponent	Score	RPI S	Opponent	Score	RPI S	Opponent	Score	RPI S	Opponent	Score
3 A	Florida	1 3	30 N	Miami (Fla.)	2 3	59 H	Florida A&M	3 0	110 A	Wake Forest	3 1
9 A	Georgia Tech	2 3	44 A	Duke	0 3	62 N	Alabama	1 3	110 H	Wake Forest	3 1
9 A	Georgia Tech	1 3	44 H	Duke	3 1	73 A	Clemson	2 3	127 H	Oregon	3 0
9 H	Georgia Tech	0 3				73 H	Clemson	1 3	156 A	Virginia	3 0
11 A	North Carolina	0 3				73 N	Clemson	3 2	156 H	Virginia	3 1
11 H	North Carolina	3 2				77 A	Maryland	3 1	157 H	Jacksonville	3 0
11 N	North Carolina	3 0				77 H	Maryland	3 2	161 H	La.-Lafayette	3 2
14 A	South Fla.	2 3				78 H	LSU	3 2	194 H	Brown	3 0
14 N	South Fla.	0 3				94 A	Illinois St.	0 3	210 A	Florida Int'l	3 2
						97 N	Marshall	3 0	214 N	IUPUI	3 0
									249 A	North Carolina St.	3 0
									249 H	North Carolina St.	3 0
<hr/>											
LAST 10 GAMES											
14 N	South Fla.	0 3	249 A	North Carolina St.	3 0						
9 A	Georgia Tech	1 3	73 H	Clemson	1 3						
11 N	North Carolina	3 0	9 H	Georgia Tech	0 3						
73 N	Clemson	3 2	156 A	Virginia	3 0						
11 A	North Carolina	0 3	77 A	Maryland	3 1						

Non-Div. I Games:

Florida St.



Average RPI Win: 167		WON-LOST RECORD		WINNING PCT. RANK		LAST 10 GAMES		STRENGTH OF SCHEDULE		OPP. STRENGTH OF SCHEDULE		TEAM RPI		ADJ RPI		CONF. RPI		ADJ CONF. RPI	
DIV. I ONLY		26- 7		.78788 25		8- 2		89		146		41		.59401 41		13		13	
DIV. I NON-CONF.		9- 3		.75 42		0- 0		105		205		62		.57375 66		13		13	
TOTALS		RPI 1-25		RPI 26-50		W-L RECORDS		RPI 51-100		RPI 101-150		RPI 150+							
26- 7		1- 2		0- 2		OVERALL		5- 3		5- 0		15- 0							
12- 1		1- 0		0- 0		HOME		3- 1		2- 0		6- 0							
8- 4		0- 2		0- 0		AWAY		0- 2		3- 0		5- 0							
6- 2		0- 0		0- 2		NEUTRAL		2- 0		0- 0		4- 0							
9- 3		0- 1		0- 2		NON-CONFERENCE		2- 0		0- 0		7- 0							
3- 0		0- 0		0- 0		HOME		1- 0		0- 0		2- 0							
1- 1		0- 1		0- 0		AWAY		0- 0		0- 0		1- 0							
5- 2		0- 0		0- 2		NEUTRAL		1- 0		0- 0		4- 0							
17- 4		1- 1		0- 0		CONFERENCE		3- 3		5- 0		8- 0							
9- 1		1- 0		0- 0		HOME		2- 1		2- 0		4- 0							
7- 3		0- 1		0- 0		AWAY		0- 2		3- 0		4- 0							
1- 0		0- 0		0- 0		NEUTRAL		1- 0		0- 0		0- 0							
RPI S	Opponent	Score		RPI S	Opponent	Score		RPI S	Opponent	Score		RPI S	Opponent	Score					
17 A	Penn St.	1	3	28 N	Loyola (Ill.)	1	3	54 H	Eastern Mich.	3	1	125 A	Kent St.	3	1				
22 A	Ball St.	2	3	36 N	Texas	1	3	64 A	Ohio	2	3	125 H	Kent St.	3	1				
22 H	Ball St.	3	0					64 H	Ohio	2	3	126 A	Western Mich.	3	1				
								64 N	Ohio	3	0	131 A	Miami (Ohio)	3	2				
								75 H	Virginia Tech	3	1	131 H	Miami (Ohio)	3	1				
								80 N	Rutgers	3	1	165 A	Northern Ill.	3	2				
								97 A	Marshall	2	3	165 H	Northern Ill.	3	1				
								97 H	Marshall	3	2	172 H	Robert Morris	3	0				
												179 A	Central Mich.	3	1				
												179 H	Central Mich.	3	2				
												198 H	Bowling Green	3	2				
												223 N	Army	3	2				
												231 A	Toledo	3	0				
												233 A	Buffalo	3	2				
												233 H	Buffalo	3	0				
												237 N	La Salle	3	0				
												257 N	Hartford	3	1				
												264 N	Quinnipiac	3	0				
												280 H	Oakland	3	0				
												284 A	Marist	3	0				
				LAST 10 GAMES															
				22 A	Ball St.	2	3	125 H	Kent St.	3	1								
				64 N	Ohio	3	0	64 H	Ohio	2	3								
				179 H	Central Mich.	3	2	233 A	Buffalo	3	2								
				97 H	Marshall	3	2	165 H	Northern Ill.	3	1								
				131 H	Miami (Ohio)	3	1	131 A	Miami (Ohio)	3	2								

Non-Div. I Games:

Akron

Average RPI Win:		125	WON-LOST RECORD		WINNING PCT. RANK	LAST 10 GAMES		STRENGTH OF SCHEDULE		OPP. STRENGTH OF SCHEDULE	TEAM RPI	ADJ RPI	CONF. RPI	ADJ CONF. RPI			
Average RPI Loss:		37															
DIV. I ONLY			26- 8		.76471	34	6- 4		108		33	40	.59237	42	3	3	
DIV. I NON-CONF.			12- 2		.85714	15	1- 1		178		86	51	.58106	56	3	3	
TOTALS		RPI 1-25		RPI 26-50		W-L RECORDS		RPI 51-100		RPI 101-150		RPI 150+					
26- 8		0- 3		3- 3		OVERALL		8- 1		4- 1		11- 0					
11- 2		0- 1		2- 1		HOME		4- 0		1- 0		4- 0					
10- 6		0- 2		1- 2		AWAY		3- 1		2- 1		4- 0					
5- 0		0- 0		0- 0		NEUTRAL		1- 0		1- 0		3- 0					
12- 2		0- 1		0- 0		NON-CONFERENCE		3- 0		2- 1		7- 0					
3- 0		0- 0		0- 0		HOME		1- 0		0- 0		2- 0					
4- 2		0- 1		0- 0		AWAY		1- 0		1- 1		2- 0					
5- 0		0- 0		0- 0		NEUTRAL		1- 0		1- 0		3- 0					
14- 6		0- 2		3- 3		CONFERENCE		5- 1		2- 0		4- 0					
8- 2		0- 1		2- 1		HOME		3- 0		1- 0		2- 0					
6- 4		0- 1		1- 2		AWAY		2- 1		1- 0		2- 0					
0- 0		0- 0		0- 0		NEUTRAL		0- 0		0- 0		0- 0					
RPI	S	Opponent		Score		RPI	S	Opponent		Score		RPI	S	Opponent		Score	
4	A	Nebraska		0 3		26	A	Kansas St.		0 3		56	A	Kansas		3 2	
4	H	Nebraska		0 3		26	H	Kansas St.		0 3		56	H	Kansas		3 0	
10	A	Northern Iowa		2 3		36	A	Texas		3 1		60	A	Colorado		3 2	
						36	H	Texas		3 2		60	H	Colorado		3 1	
						39	A	Texas A&M		1 3		61	N	Northwestern		3 1	
						39	H	Texas A&M		3 1		62	A	Alabama		3 1	
												72	H	San Diego St.		3 1	
												81	A	Texas Tech		1 3	
												81	H	Texas Tech		3 0	
														Southeast Mo. St.		3 0	
														Oregon St.		1 3	
														McNeese St.		3 0	
														Baylor		3 0	
														Baylor		3 0	
														Iowa St.		3 2	
														Iowa St.		3 0	
														West Virginia		3 0	
														Ark.-Little Rock		3 0	
														Oklahoma		3 1	
														Oklahoma		3 0	
														Idaho		3 0	
														Idaho St.		3 0	
														UMKC		3 0	
														Eastern Ill.		3 0	
														North Carolina St.		3 0	
LAST 10 GAMES																	
						10	A	Northern Iowa		2 3		150	H	Baylor		3 0	
						61	N	Northwestern		3 1		154	A	Iowa St.		3 2	
						81	H	Texas Tech		3 0		60	H	Colorado		3 1	
						4	H	Nebraska		0 3		39	A	Texas A&M		1 3	
						56	A	Kansas		3 2		26	H	Kansas St.		0 3	

Non-Div. I Games:

Missouri

Average RPI Win:		87	WON-LOST RECORD		WINNING PCT. RANK		LAST 10 GAMES		STRENGTH OF SCHEDULE		OPP. STRENGTH OF SCHEDULE		TEAM RPI		ADJ RPI		CONF. RPI		ADJ CONF. RPI	
DIV. I ONLY			16- 15		.51613 150		3- 7		13		12		49		.59213 43		2		2	
DIV. I NON-CONF.			6- 5		.54545 141		0- 1		15		14		33		.61624 33		2		2	
TOTALS		RPI 1-25		RPI 26-50		W-L RECORDS		RPI 51-100		RPI 101-150		RPI 150+								
16- 15		5- 9		1- 2		OVERALL		5- 3		1- 1		4- 0								
11- 2		3- 2		1- 0		HOME		3- 0		1- 0		3- 0								
2- 12		1- 7		0- 1		AWAY		0- 3		0- 1		1- 0								
3- 1		1- 0		0- 1		NEUTRAL		2- 0		0- 0		0- 0								
6- 5		1- 3		1- 2		NON-CONFERENCE		2- 0		0- 0		2- 0								
3- 0		0- 0		1- 0		HOME		0- 0		0- 0		2- 0								
0- 4		0- 3		0- 1		AWAY		0- 0		0- 0		0- 0								
3- 1		1- 0		0- 1		NEUTRAL		2- 0		0- 0		0- 0								
10- 10		4- 6		0- 0		CONFERENCE		3- 3		1- 1		2- 0								
8- 2		3- 2		0- 0		HOME		3- 0		1- 0		1- 0								
2- 8		1- 4		0- 0		AWAY		0- 3		0- 1		1- 0								
0- 0		0- 0		0- 0		NEUTRAL		0- 0		0- 0		0- 0								
RPI	S	Opponent		Score		RPI	S	Opponent		Score		RPI	S	Opponent		Score				
4	A	Nebraska		0	3	26	A	Kansas St.		0	3	61	A	Northwestern		1	3			
6	A	Minnesota		0	3	35	N	Santa Clara		2	3	61	H	Northwestern		3	1			
6	H	Minnesota		0	3	45	H	Cincinnati		3	1	62	N	Alabama		3	1			
7	A	Pepperdine		1	3							65	A	Indiana		2	3			
14	N	South Fla.		3	1							65	H	Indiana		3	1			
15	A	Wisconsin		1	3							73	N	Clemson		3	0			
15	H	Wisconsin		1	3							84	A	Illinois		0	3			
17	A	Penn St.		0	3							84	H	Illinois		3	0			
17	H	Penn St.		3	2															
20	A	Ohio St.		1	3															
20	H	Ohio St.		3	0															
21	A	Notre Dame		1	3															
23	A	Michigan St.		3	1															
23	H	Michigan St.		3	0															
LAST 10 GAMES																				
26	A	Kansas St.		0	3	166	H	Iowa		3	0									
61	H	Northwestern		3	1	6		H Minnesota		0	3									
15	H	Wisconsin		1	3	65		A Indiana		2	3									
84	A	Illinois		0	3	20		A Ohio St.		1	3									
141	A	Purdue		1	3	17		H Penn St.		3	2									

Non-Div. I Games:

Michigan

Duke				Through Games Of Dec. 21, 2002															
Average RPI Win:		141	WON-LOST RECORD	WINNING PCT. RANK	LAST 10 GAMES	STRENGTH OF SCHEDULE	OPP. STRENGTH OF SCHEDULE	TEAM RPI	ADJ RPI	CONF. RPI	ADJ CONF. RPI								
Average RPI Loss:		30																	
DIV. I ONLY			24- 10	.70588	55	6- 4	74	47	45	.5902	44	4	4						
DIV. I NON-CONF.			12- 4	.75	42	0- 1	118	103	56	.58041	57	4	4						
<hr/>																			
TOTALS		RPI 1-25		RPI 26-50		W-L RECORDS		RPI 51-100		RPI 101-150		RPI 150+							
24- 10		1- 6		1- 2		OVERALL		8- 1		3- 1		11- 0							
11- 5		1- 3		1- 0		HOME		4- 1		0- 1		5- 0							
8- 4		0- 3		0- 1		AWAY		3- 0		2- 0		3- 0							
5- 1		0- 0		0- 1		NEUTRAL		1- 0		1- 0		3- 0							
<hr/>																			
12- 4		0- 2		0- 1		NON-CONFERENCE		3- 1		2- 0		7- 0							
5- 3		0- 2		0- 0		HOME		2- 1		0- 0		3- 0							
3- 0		0- 0		0- 0		AWAY		1- 0		1- 0		1- 0							
4- 1		0- 0		0- 1		NEUTRAL		0- 0		1- 0		3- 0							
<hr/>																			
12- 6		1- 4		1- 1		CONFERENCE		5- 0		1- 1		4- 0							
6- 2		1- 1		1- 0		HOME		2- 0		0- 1		2- 0							
5- 4		0- 3		0- 1		AWAY		2- 0		1- 0		2- 0							
1- 0		0- 0		0- 0		NEUTRAL		1- 0		0- 0		0- 0							
<hr/>																			
RPI	S	Opponent		Score		RPI	S	Opponent		Score		RPI	S	Opponent		Score			
8	H	UC Santa Barb.		0	3	30	N	Miami (Fla.)		0	3	58	H	American		2	3		
9	A	Georgia Tech		1	3	40	A	Florida St.		1	3	69	A	Pittsburgh		3	0		
9	A	Georgia Tech		1	3	40	H	Florida St.		3	0	73	A	Clemson		3	2		
9	H	Georgia Tech		3	2							73	H	Clemson		3	0		
11	A	North Carolina		1	3							77	A	Maryland		3	2		
11	H	North Carolina		0	3							77	H	Maryland		3	2		
15	H	Wisconsin		0	3							77	N	Maryland		3	0		
												79	H	Georgetown		3	0		
												80	H	Rutgers		3	0		
														101 N Bradley		3	0		
														104 A Loyola Marymount		3	0		
														110 A Wake Forest		3	1		
														110 H Wake Forest		0	3		
														156 A Virginia		3	1		
														156 H Virginia		3	0		
														176 N Oklahoma		3	0		
														184 N Indiana St.		3	0		
														198 N Bowling Green		3	1		
														219 H N.C. A&T		3	1		
														249 A North Carolina St.		3	0		
														249 H North Carolina St.		3	0		
														254 A East Caro.		3	0		
														273 H High Point		3	0		
														290 H Campbell		3	0		
<hr/>																			
LAST 10 GAMES																			
30 N Miami (Fla.)						0	3	249 H North Carolina St.						3	0				
9 A Georgia Tech						1	3	11 H North Carolina						0	3				
77 N Maryland						3	0	77 A Maryland						3	2				
9 A Georgia Tech						1	3	156 A Virginia						3	1				
73 A Clemson						3	2	110 A Wake Forest						3	1				

Non-Div. I Games:

Duke

Average RPI Win:		134	WON-LOST RECORD		WINNING PCT. RANK		LAST 10 GAMES		STRENGTH OF SCHEDULE		OPP. STRENGTH OF SCHEDULE		TEAM RPI		ADJ RPI		CONF. RPI		ADJ CONF. RPI				
DIV. I ONLY			23- 9		.71875 50		7- 3		68		67		42		.58775 45		10		10				
DIV. I NON-CONF.			11- 6		.64706 88		2- 1		81		46		67		.57188 68		9		9				
TOTALS		RPI 1-25		RPI 26-50		W-L RECORDS		RPI 51-100		RPI 101-150		RPI 150+											
23- 9		0- 4		2- 2		OVERALL		5- 2		8- 0		8- 1											
7- 1		0- 1		1- 0		HOME		1- 0		2- 0		3- 0											
10- 4		0- 2		1- 1		AWAY		2- 1		4- 0		3- 0											
6- 4		0- 1		0- 1		NEUTRAL		2- 1		2- 0		2- 1											
11- 6		0- 1		2- 2		NON-CONFERENCE		3- 2		3- 0		3- 1											
2- 0		0- 0		1- 0		HOME		0- 0		1- 0		0- 0											
4- 3		0- 1		1- 1		AWAY		1- 1		1- 0		1- 0											
5- 3		0- 0		0- 1		NEUTRAL		2- 1		1- 0		2- 1											
12- 3		0- 3		0- 0		CONFERENCE		2- 0		5- 0		5- 0											
5- 1		0- 1		0- 0		HOME		1- 0		1- 0		3- 0											
6- 1		0- 1		0- 0		AWAY		1- 0		3- 0		2- 0											
1- 1		0- 1		0- 0		NEUTRAL		0- 0		1- 0		0- 0											
RPI	S	Opponent		Score		RPI	S	Opponent		Score		RPI	S	Opponent		Score							
12	A	Louisville		2	3	32	N	Arizona St.		2	3	51	A	Dayton		3	1	116	A	Tulane	3	1	
14	H	South Fla.		0	3	38	H	George Mason		3	0	52	N	Cal Poly		2	3	118	A	Southern Miss.	3	1	
14	N	South Fla.		1	3	43	A	Michigan		1	3	63	N	Nevada		3	1	120	N	Xavier	3	0	
21	A	Notre Dame		0	3	47	A	Colorado St.		3	0	66	A	Houston		3	0	121	H	Charlotte	3	0	
												71	H	St. Louis		3	0	121	N	Charlotte	3	0	
												74	N	Wis.-Milwaukee		3	0	131	H	Miami (Ohio)	3	0	
												76	A	Western Ky.		0	3	133	A	Wright St.	3	0	
																		136	A	Marquette	3	2	
																		153	H	UAB	3	0	
																		171	H	Memphis	3	1	
																		175	A	TCU	3	1	
																		179	N	Central Mich.	1	3	
																		215	N	Gonzaga	3	0	
																		227	N	Austin Peay	3	0	
																		236	A	DePaul	3	0	
																		252	A	Eastern Ky.	3	0	
																		254	H	East Caro.	3	0	

Average RPI Win: 155		WON-LOST	WINNING	LAST 10	STRENGTH OF		OPP. STRENGTH	TEAM	ADJ		CONF.	ADJ CONF.
Average RPI Loss: 46		RECORD	PCT. RANK	GAMES	SCHEDULE		OF SCHEDULE	RPI	RPI		RPI	RPI
DIV. I ONLY		23- 7	.76667	32	5- 5		111	86	44		.58596	46
DIV. I NON-CONF.		12- 3	.8	28	0- 2		134	85	43		.58626	48
TOTALS		RPI 1-25	RPI 26-50		W-L RECORDS		RPI 51-100		RPI 101-150		RPI 150+	
23- 7		0- 4	2- 0		OVERALL		2- 2		9- 0		10- 1	
11- 2		0- 2	2- 0		HOME		1- 0		5- 0		3- 0	
6- 5		0- 2	0- 0		AWAY		0- 2		1- 0		5- 1	
6- 0		0- 0	0- 0		NEUTRAL		1- 0		3- 0		2- 0	
12- 3		0- 2	2- 0		NON-CONFERENCE		1- 0		3- 0		6- 1	
5- 1		0- 1	2- 0		HOME		0- 0		1- 0		2- 0	
2- 2		0- 1	0- 0		AWAY		0- 0		0- 0		2- 1	
5- 0		0- 0	0- 0		NEUTRAL		1- 0		2- 0		2- 0	
11- 4		0- 2	0- 0		CONFERENCE		1- 2		6- 0		4- 0	
6- 1		0- 1	0- 0		HOME		1- 0		4- 0		1- 0	
4- 3		0- 1	0- 0		AWAY		0- 2		1- 0		3- 0	
1- 0		0- 0	0- 0		NEUTRAL		0- 0		1- 0		0- 0	
RPI S	Opponent	Score	RPI S	Opponent	Score	RPI S	Opponent	Score	RPI S	Opponent	Score	
5 A	Hawaii	0 <span>3</span>	34 H	San Diego	3 2	63 A	Nevada	1 <span>3</span>	103 A	San Jose St.	3 2	
5 H	Hawaii	2 <span>3</span>	48 H	Sacramento St.	3 0	63 A	Nevada	1 <span>3</span>	103 H	San Jose St.	3 0	
8 A	UC Santa Barb.	1 <span>3</span>				63 H	Nevada	3 1	109 H	Rice	3 0	
8 H	UC Santa Barb.	1 <span>3</span>				87 N	Montana St.	3 1	118 N	Southern Miss.	3 0	
									130 H	Nicholls St.	3 0	
									139 H	Southern Methodist	3 1	
									139 N	Southern Methodist	3 0	
									143 H	Louisiana Tech	3 1	
									144 N	Furman	3 0	
									163 A	UTEP	3 0	
									170 A	Cal St. Northridge	2 <span>3</span>	
									182 H	UNLV	3 1	
									185 A	Tulsa	3 0	
									209 H	Air Force	3 0	
									212 A	Denver	3 0	
									232 A	William & Mary	3 0	
									251 N	Radford	3 0	
									254 N	East Caro.	3 0	
									261 A	Boise St.	3 0	
									261 H	Boise St.	3 1	
LAST 10 GAMES												
8 A	UC Santa Barb.	1 <span>3</span>	103 H	San Jose St.	3 0							
63 A	Nevada	1 <span>3</span>	261 H	Boise St.	3 1							
139 N	Southern Methodist	3 0	103 A	San Jose St.	3 2							
5 H	Hawaii	2 <span>3</span>	170 A	Cal St. Northridge	2 <span>3</span>							
63 H	Nevada	3 1	5 A	Hawaii	0 <span>3</span>							

Non-Div. I Games:

Fresno St.



Average RPI Win: 150		WON-LOST RECORD		WINNING PCT. RANK		LAST 10 GAMES		STRENGTH OF SCHEDULE		OPP. STRENGTH OF SCHEDULE		TEAM RPI		ADJ RPI		CONF. RPI		ADJ CONF. RPI	
DIV. I ONLY		24- 11		.68571 64		7- 3		60		113		47		.5854 48		15		14	
DIV. I NON-CONF.		11- 8		.57895 126		3- 3		86		68		86		.55084 85		16		15	
TOTALS		RPI 1-25		RPI 26-50		W-L RECORDS		RPI 51-100		RPI 101-150		RPI 150+							
24- 11		0- 2		4- 7		OVERALL		7- 3		6- 3		20- 2							
10- 1		0- 0		1- 0		HOME		2- 1		4- 0		10- 0							
8- 7		0- 2		1- 5		AWAY		2- 2		2- 1		6- 0							
9- 6		0- 0		2- 2		NEUTRAL		3- 0		0- 2		4- 2							
11- 8		0- 2		2- 6		NON-CONFERENCE		4- 2		4- 2		9- 2							
5- 1		0- 0		0- 0		HOME		0- 1		2- 0		3- 0							
6- 7		0- 2		0- 4		AWAY		2- 1		2- 0		2- 0							
8- 6		0- 0		2- 2		NEUTRAL		2- 0		0- 2		4- 2							
18- 3		0- 0		2- 1		CONFERENCE		3- 1		2- 1		11- 0							
12- 0		0- 0		1- 0		HOME		2- 0		2- 0		7- 0							
5- 3		0- 0		1- 1		AWAY		0- 1		0- 1		4- 0							
1- 0		0- 0		0- 0		NEUTRAL		1- 0		0- 0		0- 0							
RPI S	Opponent	Score		RPI S	Opponent	Score		RPI S	Opponent	Score		RPI S	Opponent	Score					
2 A	Stanford	0	3	27 A	Eastern Wash.	0	3	57 H	Pacific (Cal.)	0	3	103 A	San Jose St.	3	1				
2 A	Stanford	0	3	27 A	Eastern Wash.	3	1	63 A	Nevada	0	3	103 A	San Jose St.	3	1				
				27 H	Eastern Wash.	3	0	74 N	Wis.-Milwaukee	3	0	111 A	Weber St.	0	3				
				34 N	San Diego	0	3	74 N	Wis.-Milwaukee	3	0	111 H	Weber St.	3	1				
				34 N	San Diego	0	3	87 A	Montana St.	0	3	111 H	Weber St.	3	1				
				35 A	Santa Clara	1	3	87 H	Montana St.	3	1	134 N	Ill.-Chicago	0	3				
				35 A	Santa Clara	1	3	87 H	Montana St.	3	1	134 N	Ill.-Chicago	0	3				
				37 N	Temple	3	2	87 N	Montana St.	3	2	149 H	Butler	3	0				
				37 N	Temple	3	2	98 A	Connecticut	3	0	149 H	Butler	3	0				
				46 A	Fresno St.	0	3	98 A	Connecticut	3	0	151 H	St. Mary's (Cal.)	3	0				
				46 A	Fresno St.	0	3					170 N	Cal St. Northridge	2	3				
												170 N	Cal St. Northridge	2	3				
												173 A	Northern Ariz.	3	1				
												173 H	Northern Ariz.	3	2				
												182 N	UNLV	3	2				
												182 N	UNLV	3	2				
												199 A	Portland St.	3	0				
												199 H	Portland St.	3	1				
												199 H	Portland St.	3	1				
												201 A	Sam Houston St.	3	0				
												201 A	Sam Houston St.	3	0				
												211 A	Idaho St.	3	0				
												211 H	Idaho St.	3	2				
												211 H	Idaho St.	3	2				
												216 H	San Francisco	3	0				
												216 H	San Francisco	3	0				
												216 H	San Francisco	3	0				
												226 N	Birmingham-So.	3	0				
Non-Div. I Games:		UNKNOWN		3	2	UNKNOWN		3	0	UNKNOWN		3	0	UNKNOWN		3	0		
		UNKNOWN		0	3	UNKNOWN		3	0									Sacramento St.	



RPI	S	Opponent	Score	
229	A	Montana	3	2
229	H	Montana	3	0
229	H	Montana	3	0
256	N	Tex. A&M-Corp. Chris	3	0

Sacramento St.

S  
a  
c  
r  
a  
m  
e  
n  
t  
o  
S  
t  
.

S  
a  
c  
r  
a  
m  
e  
n  
t  
o  
S  
t  
.

Average RPI Win: 135		WON-LOST	WINNING	LAST 10	STRENGTH OF		OPP. STRENGTH	TEAM	ADJ		CONF.	ADJ CONF.	
Average RPI Loss: 39		RECORD	PCT. RANK	GAMES	SCHEDULE		OF SCHEDULE	RPI	RPI		RPI	RPI	
DIV. I ONLY		20- 15	.57143	121	6- 4		17	54	48	.58175	49	5	5
DIV. I NON-CONF.		11- 6	.64706	88	1- 1		25	76	35	.60619	37	5	5
TOTALS		RPI 1-25	RPI 26-50		W-L RECORDS		RPI 51-100		RPI 101-150		RPI 150+		
20- 15		0- 8	0- 2		OVERALL		7- 3		4- 2		9- 0		
9- 6		0- 4	0- 1		HOME		2- 1		3- 0		4- 0		
5- 6		0- 2	0- 0		AWAY		2- 2		0- 2		3- 0		
6- 3		0- 2	0- 1		NEUTRAL		3- 0		1- 0		2- 0		
11- 6		0- 2	0- 2		NON-CONFERENCE		4- 1		3- 1		4- 0		
5- 2		0- 1	0- 1		HOME		1- 0		2- 0		2- 0		
1- 2		0- 0	0- 0		AWAY		1- 1		0- 1		0- 0		
5- 2		0- 1	0- 1		NEUTRAL		2- 0		1- 0		2- 0		
9- 9		0- 6	0- 0		CONFERENCE		3- 2		1- 1		5- 0		
4- 4		0- 3	0- 0		HOME		1- 1		1- 0		2- 0		
4- 4		0- 2	0- 0		AWAY		1- 1		0- 1		3- 0		
1- 1		0- 1	0- 0		NEUTRAL		1- 0		0- 0		0- 0		
RPI S	Opponent	Score	RPI S	Opponent	Score	RPI S	Opponent	Score	RPI S	Opponent	Score		
3 A	Florida	0 3	27 H	Eastern Wash.	1 3	62 A	Alabama	3 1	107 A	Kentucky	2 3		
3 H	Florida	0 3	30 N	Miami (Fla.)	1 3	68 A	Tennessee	2 3	107 H	Kentucky	3 2		
3 N	Florida	0 3				68 H	Tennessee	3 0	109 H	Rice	3 0		
9 H	Georgia Tech	1 3				73 A	Clemson	2 3	112 H	UCF	3 2		
10 N	Northern Iowa	2 3				75 A	Virginia Tech	3 1	113 A	Wichita St.	2 3		
18 H	Arkansas	0 3				78 H	LSU	2 3	121 N	Charlotte	3 0		
24 A	South Carolina	0 3				78 N	LSU	3 1	154 H	Iowa St.	3 1		
24 H	South Carolina	1 3				92 N	Stephen F. Austin	3 2	159 N	New Mexico	3 0		
						94 N	Illinois St.	3 2	178 H	Liberty	3 0		
						99 H	Ga. Southern	3 2	186 A	Mississippi St.	3 1		
									186 H	Mississippi St.	3 0		
									187 N	Appalachian St.	3 0		
									188 A	Mississippi	3 1		
									188 H	Mississippi	3 0		
									260 A	Auburn	3 0		
			LAST 10 GAMES										
94 N	Illinois St.	3 2	107 H	Kentucky	3 2								
10 N	Northern Iowa	2 3	62 A	Alabama	3 1								
3 N	Florida	0 3	260 A	Auburn	3 0								
78 N	LSU	3 1	68 H	Tennessee	3 0								
24 H	South Carolina	1 3	3 H	Florida	0 3								

Non-Div. I Games:

Georgia

Average RPI Win:		171	WON-LOST RECORD		WINNING PCT. RANK		LAST 10 GAMES		STRENGTH OF SCHEDULE		OPP. STRENGTH OF SCHEDULE		TEAM RPI		ADJ RPI		CONF. RPI		ADJ CONF. RPI	
DIV. I ONLY			26- 7		.78788 25		7- 3		141		127		46		.57981 50		19		19	
DIV. I NON-CONF.			6- 5		.54545 141		0- 1		145		29		117		.52543 115		18		19	
TOTALS		RPI 1-25		RPI 26-50		W-L RECORDS		RPI 51-100		RPI 101-150		RPI 150+								
26- 7		0- 3		0- 0		OVERALL		4- 3		8- 1		14- 0								
10- 0		0- 0		0- 0		HOME		2- 0		3- 0		5- 0								
9- 6		0- 2		0- 0		AWAY		0- 3		4- 1		5- 0								
7- 1		0- 1		0- 0		NEUTRAL		2- 0		1- 0		4- 0								
6- 5		0- 3		0- 0		NON-CONFERENCE		1- 1		1- 1		4- 0								
0- 0		0- 0		0- 0		HOME		0- 0		0- 0		0- 0								
1- 4		0- 2		0- 0		AWAY		0- 1		1- 1		0- 0								
5- 1		0- 1		0- 0		NEUTRAL		1- 0		0- 0		4- 0								
20- 2		0- 0		0- 0		CONFERENCE		3- 2		7- 0		10- 0								
10- 0		0- 0		0- 0		HOME		2- 0		3- 0		5- 0								
8- 2		0- 0		0- 0		AWAY		0- 2		3- 0		5- 0								
2- 0		0- 0		0- 0		NEUTRAL		1- 0		1- 0		0- 0								
RPI	S	Opponent		Score		RPI	S	Opponent		Score		RPI	S	Opponent		Score				
12	A	Louisville		2	3			58	N	American	3 1	122	A	McNeese St.		3 0				
13	A	Arizona		0	3			60	A	Colorado	1 3	122	H	McNeese St.		3 1				
13	N	Arizona		1	3			70	A	Lamar	2 3	122	N	McNeese St.		3 1				
								70	H	Lamar	3 0	130	A	Nicholls St.		3 1				
								70	N	Lamar	3 1	130	H	Nicholls St.		3 0				
								92	A	Stephen F. Austin	1 3	139	A	Southern Methodist		3 0				
								92	H	Stephen F. Austin	3 0	142	A	Southeastern La.		3 0				
												142	H	Southeastern La.		3 1				
												150	A	Baylor		1 3				
												164	N	Ark.-Little Rock		3 1				
												188	N	Mississippi		3 0				
												198	N	Bowling Green		3 0				
												201	A	Sam Houston St.		3 0				
												201	H	Sam Houston St.		3 0				
												207	A	Southwest Tex. St.		3 0				
												207	H	Southwest Tex. St.		3 1				
												218	A	Texas-San Antonio		3 0				
												218	H	Texas-San Antonio		3 0				
												248	A	Northwestern St.		3 0				
												248	H	Northwestern St.		3 0				
												262	N	Maine		3 0				
												277	A	La.-Monroe		3 0				
												277	H	La.-Monroe		3 0				
LAST 10 GAMES																				
						13	A	Arizona	0 3	248	H	Northwestern St.	3 0							
						70	N	Lamar	3 1	201	A	Sam Houston St.	3 0							
						122	N	McNeese St.	3 1	92	A	Stephen F. Austin	1 3							
						70	A	Lamar	2 3	218	H	Texas-San Antonio	3 0							
						122	A	McNeese St.	3 0	207	H	Southwest Tex. St.	3 1							

Average RPI Win: 147		WON-LOST RECORD		WINNING PCT. RANK		LAST 10 GAMES		STRENGTH OF SCHEDULE		OPP. STRENGTH OF SCHEDULE		TEAM RPI		ADJ RPI		CONF. RPI		ADJ CONF. RPI	
Average RPI Loss: 62																			
DIV. I ONLY		22- 9		.70968 53		6- 4		91		98		51		.579 51		12		12	
DIV. I NON-CONF.		11- 5		.6875 72		0- 2		92		75		59		.57829 58		14		14	
TOTALS		RPI 1-25		RPI 26-50		W-L RECORDS		RPI 51-100		RPI 101-150		RPI 150+							
22- 9		0- 2		1- 3		OVERALL		3- 2		10- 2		8- 0							
10- 4		0- 1		0- 2		HOME		1- 1		5- 0		4- 0							
8- 2		0- 1		0- 1		AWAY		2- 0		4- 0		2- 0							
4- 3		0- 0		1- 0		NEUTRAL		0- 1		1- 2		2- 0							
11- 5		0- 2		1- 1		NON-CONFERENCE		2- 0		4- 2		4- 0							
5- 2		0- 1		0- 1		HOME		1- 0		2- 0		2- 0							
2- 1		0- 1		0- 0		AWAY		1- 0		1- 0		0- 0							
4- 2		0- 0		1- 0		NEUTRAL		0- 0		1- 2		2- 0							
11- 4		0- 0		0- 2		CONFERENCE		1- 2		6- 0		4- 0							
5- 2		0- 0		0- 1		HOME		0- 1		3- 0		2- 0							
6- 1		0- 0		0- 1		AWAY		1- 0		3- 0		2- 0							
0- 1		0- 0		0- 0		NEUTRAL		0- 1		0- 0		0- 0							
RPI S	Opponent	Score		RPI S	Opponent	Score		RPI S	Opponent	Score		RPI S	Opponent	Score					
12 H	Louisville	0	3	28 N	Loyola (Ill.)	3	1	65 A	Indiana	3	2	105 N	Oral Roberts	2	3				
19 A	Long Beach St.	0	3	37 A	Temple	0	3	76 H	Western Ky.	3	0	107 A	Kentucky	3	0				
				37 H	Temple	0	3	89 A	George Washington	3	1	110 N	Wake Forest	3	2				
				45 H	Cincinnati	1	3	89 H	George Washington	2	3	114 A	Rhode Island	3	0				
								89 N	George Washington	1	3	114 H	Rhode Island	3	1				
												120 A	Xavier	3	0				
												120 H	Xavier	3	2				
												126 N	Western Mich.	1	3				
												131 H	Miami (Ohio)	3	0				
												133 H	Wright St.	3	1				
												147 A	Duquesne	3	2				
												147 H	Duquesne	3	0				
												156 H	Virginia	3	1				
												202 A	Fordham	3	0				
												202 H	Fordham	3	0				
												214 H	IUPUI	3	1				
												230 N	Cal St. Fullerton	3	1				
												237 A	La Salle	3	0				
												237 H	La Salle	3	0				
												263 N	Evansville	3	1				
				LAST 10 GAMES															
				12 H	Louisville	0	3	202 A	Fordham	3	0								
				45 H	Cincinnati	1	3	114 A	Rhode Island	3	0								
				89 N	George Washington	1	3	120 H	Xavier	3	2								
				37 H	Temple	0	3	147 A	Duquesne	3	2								
				237 H	La Salle	3	0	89 A	George Washington	3	1								

Non-Div. I Games:

Dayton

# Cal Poly

Cal Poly

Average RPI Win:	184	WON-LOST RECORD	WINNING PCT. RANK	LAST 10 GAMES	STRENGTH OF SCHEDULE	OPP. STRENGTH OF SCHEDULE	TEAM RPI	ADJ RPI	CONF. RPI	ADJ CONF. RPI		
DIV. I ONLY		22- 5	.81481	20	9- 1	159	168	52	.57532	53	18	18
DIV. I NON-CONF.		9- 4	.69231	66	0- 1	155	147	93	.5459	89	20	20
<hr/>												
TOTALS	RPI 1-25	RPI 26-50		W-L RECORDS		RPI 51-100		RPI 101-150		RPI 150+		
22- 5	0- 1	0- 0		OVERALL		1- 2		6- 1		15- 1		
10- 1	0- 0	0- 0		HOME		0- 1		2- 0		8- 0		
7- 3	0- 1	0- 0		AWAY		0- 1		2- 0		5- 1		
5- 1	0- 0	0- 0		NEUTRAL		1- 0		2- 1		2- 0		
9- 4	0- 1	0- 0		NON-CONFERENCE		1- 2		2- 1		6- 0		
4- 1	0- 0	0- 0		HOME		0- 1		1- 0		3- 0		
1- 2	0- 1	0- 0		AWAY		0- 1		0- 0		1- 0		
4- 1	0- 0	0- 0		NEUTRAL		1- 0		1- 1		2- 0		
13- 1	0- 0	0- 0		CONFERENCE		0- 0		4- 0		9- 1		
6- 0	0- 0	0- 0		HOME		0- 0		1- 0		5- 0		
6- 1	0- 0	0- 0		AWAY		0- 0		2- 0		4- 1		
1- 0	0- 0	0- 0		NEUTRAL		0- 0		1- 0		0- 0		
<hr/>												
RPI S	Opponent	Score	RPI S	Opponent	Score	RPI S	Opponent	Score	RPI S	Opponent	Score	
17 A	Penn St.	0 3				79 A	Georgetown	0 3	115 A	Harvard	3 0	
						85 N	Villanova	3 0	115 H	Harvard	3 1	
						88 H	Manhattan	1 3	119 A	Princeton	3 1	
									119 N	Princeton	3 1	
									128 N	Valparaiso	1 3	
									135 H	St. John's (N.Y.)	3 1	
									148 N	Fairfield	3 0	
									152 A	Yale	3 0	
									152 H	Yale	3 0	
									162 A	Cornell	0 3	
									162 H	Cornell	3 0	
									194 A	Brown	3 1	
									194 H	Brown	3 0	
									202 H	Fordham	3 0	
									203 N	Long Island	3 1	
									205 N	Albany (N.Y.)	3 1	
									208 A	Columbia	3 1	
									208 H	Columbia	3 0	
									232 H	William & Mary	3 0	
									265 A	Dartmouth	3 0	
									265 H	Dartmouth	3 0	
									271 H	Elon	3 1	
									304 A	Wagner	3 0	
<hr/>												
			LAST 10 GAMES									
17 A	Penn St.	0 3	265 A	Dartmouth	3 0	208 H	Columbia	3 0				
119 A	Princeton	3 1	162 H	Cornell	3 0	265 H	Dartmouth	3 0				
152 H	Yale	3 0	115 H	Harvard	3 1							
194 H	Brown	3 0										
115 A	Harvard	3 0										

**Non-Div. I Games:**

Pennsylvania

Average RPI Win:	174	WON-LOST RECORD	WINNING PCT. RANK	LAST 10 GAMES	STRENGTH OF SCHEDULE	OPP. STRENGTH OF SCHEDULE	TEAM RPI	ADJ RPI	CONF. RPI	ADJ CONF. RPI		
DIV. I ONLY		27- 7	.79412	24	8- 2	156	136	53	.57463	54	13	13
DIV. I NON-CONF.		13- 1	.92857	6	1- 0	207	177	57	.57733	59	13	13
<hr/>												
TOTALS	RPI 1-25	RPI 26-50		W-L RECORDS		RPI 51-100		RPI 101-150		RPI 150+		
27- 7	0- 3	0- 2		OVERALL		5- 1		5- 1		17- 0		
12- 1	0- 1	0- 0		HOME		2- 0		4- 0		6- 0		
9- 5	0- 2	0- 1		AWAY		2- 1		0- 1		7- 0		
6- 1	0- 0	0- 1		NEUTRAL		1- 0		1- 0		4- 0		
13- 1	0- 0	0- 1		NON-CONFERENCE		2- 0		2- 0		9- 0		
3- 0	0- 0	0- 0		HOME		0- 0		1- 0		2- 0		
4- 0	0- 0	0- 0		AWAY		1- 0		0- 0		3- 0		
6- 1	0- 0	0- 1		NEUTRAL		1- 0		1- 0		4- 0		
14- 6	0- 3	0- 1		CONFERENCE		3- 1		3- 1		8- 0		
9- 1	0- 1	0- 0		HOME		2- 0		3- 0		4- 0		
5- 5	0- 2	0- 1		AWAY		1- 1		0- 1		4- 0		
0- 0	0- 0	0- 0		NEUTRAL		0- 0		0- 0		0- 0		
RPI	S	Opponent	Score	RPI	S	Opponent	Score	RPI	S	Opponent	Score	
22	A	Ball St.	2 3	27	N	Eastern Wash.	0 3	64	A	Ohio	2 3	
22	A	Ball St.	0 3	41	A	Akron	1 3	76	N	Western Ky.	3 0	
22	H	Ball St.	0 3					87	A	Montana St.	3 0	
								97	A	Marshall	3 0	
								97	H	Marshall	3 2	
								97	H	Marshall	3 1	
											</	

Average RPI Win:	165	WON-LOST RECORD	WINNING PCT. RANK	LAST 10 GAMES	STRENGTH OF SCHEDULE	OPP. STRENGTH OF SCHEDULE	TEAM RPI	ADJ RPI	CONF. RPI	ADJ CONF. RPI							
DIV. I ONLY		21- 9	.7	56	5- 5	95	123	55	.57348	55	16	16					
DIV. I NON-CONF.		6- 5	.54545	141	0- 2	30	77	63	.57587	61	12	12					
<hr/>																	
TOTALS	RPI 1-25	RPI 26-50		W-L RECORDS		RPI 51-100		RPI 101-150		RPI 150+							
21- 9	0- 5	0- 0		OVERALL		4- 3		7- 1		10- 0							
12- 2	0- 2	0- 0		HOME		3- 0		4- 0		5- 0							
8- 3	0- 2	0- 0		AWAY		1- 1		3- 0		4- 0							
1- 4	0- 1	0- 0		NEUTRAL		0- 2		0- 1		1- 0							
<hr/>																	
6- 5	0- 3	0- 0		NON-CONFERENCE		1- 1		3- 1		2- 0							
4- 1	0- 1	0- 0		HOME		1- 0		2- 0		1- 0							
1- 1	0- 1	0- 0		AWAY		0- 0		1- 0		0- 0							
1- 3	0- 1	0- 0		NEUTRAL		0- 1		0- 1		1- 0							
<hr/>																	
15- 4	0- 2	0- 0		CONFERENCE		3- 2		4- 0		8- 0							
8- 1	0- 1	0- 0		HOME		2- 0		2- 0		4- 0							
7- 2	0- 1	0- 0		AWAY		1- 1		2- 0		4- 0							
0- 1	0- 0	0- 0		NEUTRAL		0- 1		0- 0		0- 0							
<hr/>																	
RPI	S	Opponent	Score	RPI	S	Opponent	Score	RPI	S	Opponent	Score						
10	A	Northern Iowa	1 <div>3</div>					63	N	Nevada	2 <div>3</div>	101	A	Bradley	3	0	
10	H	Northern Iowa	2 <div>3</div>					71	H	St. Louis	3	1	101	H	Bradley	3	2
14	A	South Fla.	0 <div>3</div>					94	A	Illinois St.	3	0	102	H	Southeast Mo. St.	3	0
18	H	Arkansas	2 <div>3</div>					94	H	Illinois St.	3	1	112	A	UCF	3	1
25	N	Washington	0 <div>3</div>					95	A	Southern Ill.	1 <div>3</div>		113	A	Wichita St.	3	1
								95	H	Southern Ill.	3	0	113	H	Wichita St.	3	0
								95	N	Southern Ill.	2 <div>3</div>		123	H	Utah St.	3	1
													139	N	Southern Methodist	1 <div>3</div>	
													184	A	Indiana St.	3	1
													184	H	Indiana St.	3	0
													193	N	Stetson	3	0
													224	H	UMKC	3	0
													247	A	Creighton	3	0
													247	H	Creighton	3	0
													263	A	Evansville	3	0
													263	H	Evansville	3	0
													266	A	Drake	3	1
													266	H	Drake	3	0
<hr/>																	
LAST 10 GAMES																	
63	N	Nevada	2 <div>3</div>	101	H	Bradley	3	2									
25	N	Washington	0 <div>3</div>	10	H	Northern Iowa	2 <div>3</div>										
95	N	Southern Ill.	2 <div>3</div>	266	A	Drake	3	1									
263	A	Evansville	3	0	247	A	Creighton	3	0								
95	A	Southern Ill.	1 <div>3</div>	184	H	Indiana St.	3	0									

Non-Div. I Games:

Southwest Mo. St.



Average RPI Win: 136		WON-LOST	WINNING	LAST 10	STRENGTH OF		OPP. STRENGTH	TEAM	ADJ	CONF.	ADJ CONF.
Average RPI Loss: 34		RECORD	PCT. RANK	GAMES	SCHEDULE		OF SCHEDULE	RPI	RPI	RPI	RPI
DIV. I ONLY		19- 10	.65517	76	5- 5		87	38	56	.57327	56
DIV. I NON-CONF.		9- 0	1	1	0- 0		159	141	28	.62118	29
TOTALS		RPI 1-25	RPI 26-50		W-L RECORDS		RPI 51-100		RPI 101-150		RPI 150+
19- 10	0- 2	1- 7		OVERALL		4- 1		7- 0		7- 0	
10- 4	0- 1	1- 3		HOME		2- 0		4- 0		3- 0	
7- 6	0- 1	0- 4		AWAY		2- 1		2- 0		3- 0	
2- 0	0- 0	0- 0		NEUTRAL		0- 0		1- 0		1- 0	
9- 0	0- 0	0- 0		NON-CONFERENCE		1- 0		5- 0		3- 0	
4- 0	0- 0	0- 0		HOME		0- 0		3- 0		1- 0	
3- 0	0- 0	0- 0		AWAY		1- 0		1- 0		1- 0	
2- 0	0- 0	0- 0		NEUTRAL		0- 0		1- 0		1- 0	
10- 10	0- 2	1- 7		CONFERENCE		3- 1		2- 0		4- 0	
6- 4	0- 1	1- 3		HOME		2- 0		1- 0		2- 0	
4- 6	0- 1	0- 4		AWAY		1- 1		1- 0		2- 0	
0- 0	0- 0	0- 0		NEUTRAL		0- 0		0- 0		0- 0	
RPI S	Opponent	Score	RPI S	Opponent	Score	RPI S	Opponent	Score	RPI S	Opponent	Score
4 A	Nebraska	0 3	26 A	Kansas St.	0 3	60 A	Colorado	3 2	102 H	Southeast Mo. St.	3 0
4 H	Nebraska	0 3	26 H	Kansas St.	0 3	60 H	Colorado	3 1	113 A	Wichita St.	3 1
			36 A	Texas	0 3	81 A	Texas Tech	0 3	117 N	Morehead St.	3 0
			36 H	Texas	3 0	81 H	Texas Tech	3 0	136 H	Marquette	3 0
			39 A	Texas A&M	0 3	82 A	Hofstra	3 0	141 H	Purdue	3 0
			39 H	Texas A&M	2 3				150 A	Baylor	3 0
			42 A	Missouri	0 3				150 H	Baylor	3 0
			42 H	Missouri	2 3				154 A	Iowa St.	3 0
									154 H	Iowa St.	3 1
									176 A	Oklahoma	3 2
									176 H	Oklahoma	3 0
									222 N	St. Peter's	3 0
									224 H	UMKC	3 0
									247 A	Creighton	3 0
			LAST 10 GAMES								
			60 H	Colorado	3 1	39 H	Texas A&M	2 3			
			26 A	Kansas St.	0 3	81 A	Texas Tech	0 3			
			42 H	Missouri	2 3	36 H	Texas	3 0			
			4 A	Nebraska	0 3	154 A	Iowa St.	3 0			
			150 A	Baylor	3 0	176 A	Oklahoma	3 2			

Non-Div. I Games:

Kansas

Average RPI Win:	141	WON-LOST RECORD	WINNING PCT. RANK	LAST 10 GAMES	STRENGTH OF SCHEDULE	OPP. STRENGTH OF SCHEDULE	TEAM RPI	ADJ RPI	CONF. RPI	ADJ CONF. RPI		
DIV. I ONLY		19- 13	.59375	107	5- 5	50	39	57	.5723	57	7	6
DIV. I NON-CONF.		7- 7	.5	161	2- 2	22	10	49	.58797	46	6	6
<hr/>												
TOTALS	RPI 1-25	RPI 26-50		W-L RECORDS		RPI 51-100		RPI 101-150		RPI 150+		
19- 13	0- 9	1- 2		OVERALL		6- 1		2- 0		10- 1		
7- 7	0- 5	0- 0		HOME		2- 1		1- 0		4- 1		
8- 5	0- 4	1- 1		AWAY		2- 0		1- 0		4- 0		
4- 1	0- 0	0- 1		NEUTRAL		2- 0		0- 0		2- 0		
<hr/>												
7- 7	0- 5	1- 2		NON-CONFERENCE		3- 0		0- 0		3- 0		
2- 3	0- 3	0- 0		HOME		1- 0		0- 0		1- 0		
1- 3	0- 2	1- 1		AWAY		0- 0		0- 0		0- 0		
4- 1	0- 0	0- 1		NEUTRAL		2- 0		0- 0		2- 0		
<hr/>												
12- 6	0- 4	0- 0		CONFERENCE		3- 1		2- 0		7- 1		
5- 4	0- 2	0- 0		HOME		1- 1		1- 0		3- 1		
7- 2	0- 2	0- 0		AWAY		2- 0		1- 0		4- 0		
0- 0	0- 0	0- 0		NEUTRAL		0- 0		0- 0		0- 0		
<hr/>												
RPI S	Opponent	Score	RPI S	Opponent	Score	RPI S	Opponent	Score	RPI S	Opponent	Score	
2 A	Stanford	1 3	32 N	Arizona St.	2 3	52 A	Cal Poly	3 2	123 A	Utah St.	3 0	
2 H	Stanford	0 3	33 A	Utah	2 3	52 H	Cal Poly	3 1	123 H	Utah St.	3 0	
8 A	UC Santa Barb.	0 3	48 A	Sacramento St.	3 0	63 H	Nevada	3 1	151 H	St. Mary's (Cal.)	3 0	
8 H	UC Santa Barb.	0 3				63 N	Nevada	3 2	155 N	Murray St.	3 1	
13 H	Arizona	1 3				86 A	UC Irvine	3 1	170 A	Cal St. Northridge	3 0	
19 A	Long Beach St.	1 3				86 H	UC Irvine	1 3	170 H	Cal St. Northridge	3 0	
19 H	Long Beach St.	0 3				93 N	New Hampshire	3 0	191 A	Idaho	3 0	
24 A	South Carolina	0 3							191 H	Idaho	2 3	
25 H	Washington	0 3							220 A	UC Riverside	3 0	
									220 H	UC Riverside	3 0	
									230 A	Cal St. Fullerton	3 2	
									230 H	Cal St. Fullerton	3 0	
									247 N	Creighton	3 0	
<hr/>												
LAST 10 GAMES												
2 A	Stanford	1 3	8 H	UC Santa Barb.	0 3							
63 N	Nevada	3 2	123 A	Utah St.	3 0							
25 H	Washington	0 3	191 A	Idaho	3 0							
63 H	Nevada	3 1	19 H	Long Beach St.	0 3							
52 H	Cal Poly	3 1	86 H	UC Irvine	1 3							

Non-Div. I Games:

Pacific (Cal.)

**Non-Div. I Games:**

Loss, Non-Conf, S Site, H Home, A Away, N Neutral Page 59

Average RPI Win:		231	WON-LOST RECORD		WINNING PCT. RANK		LAST 10 GAMES		STRENGTH OF SCHEDULE		OPP. STRENGTH OF SCHEDULE		TEAM RPI		ADJ RPI		CONF. RPI		ADJ CONF. RPI		
Average RPI Loss:		32																			
DIV. I ONLY			23- 7		.76667 32		7- 3		129		251		66		.57027 59		30		30		
DIV. I NON-CONF.			6- 7		.46154 184		1- 3		16		16		45		.59372 41		31		30		
TOTALS		RPI 1-25		RPI 26-50		W-L RECORDS		RPI 51-100		RPI 101-150		RPI 150+									
23- 7		1- 5		0- 1		OVERALL		1- 0		0- 1		21- 0									
11- 1		0- 1		0- 0		HOME		0- 0		0- 0		11- 0									
8- 4		0- 3		0- 1		AWAY		1- 0		0- 0		7- 0									
4- 2		1- 1		0- 0		NEUTRAL		0- 0		0- 1		3- 0									
6- 7		1- 5		0- 1		NON-CONFERENCE		1- 0		0- 1		4- 0									
3- 1		0- 1		0- 0		HOME		0- 0		0- 0		3- 0									
2- 4		0- 3		0- 1		AWAY		1- 0		0- 0		1- 0									
1- 2		1- 1		0- 0		NEUTRAL		0- 0		0- 1		0- 0									
17- 0		0- 0		0- 0		CONFERENCE		0- 0		0- 0		17- 0									
8- 0		0- 0		0- 0		HOME		0- 0		0- 0		8- 0									
6- 0		0- 0		0- 0		AWAY		0- 0		0- 0		6- 0									
3- 0		0- 0		0- 0		NEUTRAL		0- 0		0- 0		3- 0									
RPI	S	Opponent			Score		RPI	S	Opponent			Score		RPI	S	Opponent			Score		
9	A	Georgia Tech			1 3		40	A	Florida St.			0 3		78	A	LSU			3 2		
9	A	Georgia Tech			0 3								131	N	Miami (Ohio)			2 3			
9	H	Georgia Tech			0 3								156	H	Virginia			3 1			
9	N	Georgia Tech			0 3								157	A	Jacksonville			3 1			
12	N	Louisville			3 1								157	H	Jacksonville			3 0			
14	A	South Fla.			0 3								192	H	Morgan St.			3 0			
													192	H	Morgan St.			3 0			
													197	H	Troy St.			3 0			
													219	A	N.C. A&T			3 0			
													219	H	N.C. A&T			3 0			
													219	N	N.C. A&T			3 0			
													268	A	Md.-East. Shore			3 0			
													275	A	Bethune-Cookman			3 1			
													275	H	Bethune-Cookman			3 0			
													285	H	Howard			3 0			
													293	A	South Carolina St.			3 0			
													293	N	South Carolina St.			3 0			
													293	N	South Carolina St.			3 0			
													295	H	Hampton			3 0			
													307	A	Delaware St.			3 0			
													309	H	Coppin St.			3 0			
													313	A	Norfolk St.			3 0			
													313	H	Norfolk St.			3 0			
LAST 10 GAMES																					
9	N	Georgia Tech			0 3		9	H	Georgia Tech			0 3									
9	A	Georgia Tech			0 3		295	H	Hampton			3 0									
192	H	Morgan St.			3 0		285	H	Howard			3 0									
219	N	N.C. A&T			3 0		157	H	Jacksonville			3 0									
293	N	South Carolina St.			3 0		309	H	Coppin St.			3 0									

Non-Div. I Games:

Florida A&amp;M

Average RPI Win:	118	WON-LOST RECORD	WINNING PCT. RANK	LAST 10 GAMES	STRENGTH OF SCHEDULE	OPP. STRENGTH OF SCHEDULE	TEAM RPI	ADJ RPI	CONF. RPI	ADJ CONF. RPI	
DIV. I ONLY		15- 15	.5 157	4- 6	22	20	68	.56994 60	3	3	
DIV. I NON-CONF.		6- 4	.6 109	0- 0	21	34	36	.61004 34	3	3	
<hr/>											
TOTALS	RPI 1-25	RPI 26-50		W-L RECORDS	RPI 51-100		RPI 101-150		RPI 150+		
15- 15	1- 4	4- 7		OVERALL	2- 3		2- 1		6- 0		
8- 6	0- 1	3- 3		HOME	0- 2		1- 0		4- 0		
5- 7	0- 2	1- 3		AWAY	1- 1		1- 1		2- 0		
2- 2	1- 1	0- 1		NEUTRAL	1- 0		0- 0		0- 0		
<hr/>											
6- 4	1- 2	2- 1		NON-CONFERENCE	1- 0		0- 1		2- 0		
4- 0	0- 0	2- 0		HOME	0- 0		0- 0		2- 0		
0- 2	0- 1	0- 0		AWAY	0- 0		0- 1		0- 0		
2- 2	1- 1	0- 1		NEUTRAL	1- 0		0- 0		0- 0		
<hr/>											
9- 11	0- 2	2- 6		CONFERENCE	1- 3		2- 0		4- 0		
4- 6	0- 1	1- 3		HOME	0- 2		1- 0		2- 0		
5- 5	0- 1	1- 3		AWAY	1- 1		1- 0		2- 0		
0- 0	0- 0	0- 0		NEUTRAL	0- 0		0- 0		0- 0		
<hr/>											
RPI S	Opponent	Score	RPI S	Opponent	Score	RPI S	Opponent	Score	RPI S	Opponent	Score
4 A	Nebraska	0 3	26 A	Kansas St.	1 3	56 A	Kansas	1 3	104 A	Loyola Marymount	0 3
4 H	Nebraska	0 3	26 H	Kansas St.	0 3	56 H	Kansas	2 3	150 A	Baylor	3 1
5 A	Hawaii	0 3	29 N	UCLA	1 3	71 N	St. Louis	3 0	150 H	Baylor	3 0
20 N	Ohio St.	2 3	36 A	Texas	3 1	81 A	Texas Tech	3 1	154 A	Iowa St.	3 1
21 N	Notre Dame	3 0	36 H	Texas	0 3	81 H	Texas Tech	0 3	154 H	Iowa St.	3 0
			39 A	Texas A&M	2 3				176 A	Oklahoma	3 0
			39 H	Texas A&M	3 2				176 H	Oklahoma	3 1
			42 A	Missouri	1 3				198 H	Bowling Green	3 0
			42 H	Missouri	2 3				262 H	Maine	3 0
			47 H	Colorado St.	3 1						
			50 H	Texas-Arlington	3 1						
<hr/>											
LAST 10 GAMES											
			56 A	Kansas	1 3	154 H	Iowa St.	3 0			
			150 H	Baylor	3 0	36 A	Texas	3 1			
			176 A	Oklahoma	3 0	39 A	Texas A&M	2 3			
			81 H	Texas Tech	0 3	4 H	Nebraska	0 3			
			42 A	Missouri	1 3	26 H	Kansas St.	0 3			

Non-Div. I Games:

Colorado

**Non-Div. I Games:**

Northwestern

Average RPI Win: 147		WON-LOST	WINNING	LAST 10	STRENGTH OF		OPP. STRENGTH	TEAM	ADJ		CONF.	ADJ CONF.
Average RPI Loss: 36		RECORD	PCT. RANK	GAMES	SCHEDULE		OF SCHEDULE	RPI	RPI		RPI	RPI
DIV. I ONLY		19- 15	.55882	128	45		44	67	.56736		62	5
DIV. I NON-CONF.		10- 6	.625	99	51		53	50	.58469		50	5
TOTALS		RPI 1-25	RPI 26-50		W-L RECORDS		RPI 51-100		RPI 101-150		RPI 150+	
19- 15		1- 8	1- 4		OVERALL		3- 2		4- 1		10- 0	
8- 5		0- 3	0- 2		HOME		1- 0		3- 0		4- 0	
6- 8		0- 5	0- 0		AWAY		1- 2		1- 1		4- 0	
5- 2		1- 0	1- 2		NEUTRAL		1- 0		0- 0		2- 0	
10- 6		0- 2	1- 3		NON-CONFERENCE		2- 0		2- 1		5- 0	
4- 1		0- 0	0- 1		HOME		0- 0		2- 0		2- 0	
2- 3		0- 2	0- 0		AWAY		1- 0		0- 1		1- 0	
4- 2		0- 0	1- 2		NEUTRAL		1- 0		0- 0		2- 0	
9- 9		1- 6	0- 1		CONFERENCE		1- 2		2- 0		5- 0	
4- 4		0- 3	0- 1		HOME		1- 0		1- 0		2- 0	
4- 5		0- 3	0- 0		AWAY		0- 2		1- 0		3- 0	
1- 0		1- 0	0- 0		NEUTRAL		0- 0		0- 0		0- 0	
RPI S	Opponent	Score	RPI S	Opponent	Score	RPI S	Opponent	Score	RPI S	Opponent	Score	
3	H Florida	0 3	35	N Santa Clara	1 3	68	A Tennessee	1 3	107	A Kentucky	3 1	
4	A Nebraska	0 3	40	N Florida St.	3 1	78	A LSU	1 3	107	H Kentucky	3 1	
9	A Georgia Tech	2 3	42	H Missouri	1 3	78	H LSU	3 0	110	A Wake Forest	0 3	
18	A Arkansas	0 3	43	N Michigan	1 3	94	A Illinois St.	3 1	122	H McNeese St.	3 0	
18	A Arkansas	1 3	49	H Georgia	1 3	97	N Marshall	3 1	124	H Georgia St.	3 1	
18	H Arkansas	1 3							153	A UAB	3 0	
24	A South Carolina	0 3							160	H West Virginia	3 0	
24	H South Carolina	0 3							162	N Cornell	3 0	
24	N South Carolina	3 0							186	A Mississippi St.	3 1	
									186	H Mississippi St.	3 1	
									188	A Mississippi	3 0	
									210	N Florida Int'l	3 0	
									243	H Jacksonville St.	3 0	
									260	A Auburn	3 2	
									260	H Auburn	3 0	
			LAST 10 GAMES									
			110	A Wake Forest	0 3	49	H Georgia	1 3				
			18	A Arkansas	0 3	3	H Florida	0 3				
			24	N South Carolina	3 0	78	A LSU	1 3				
			186	H Mississippi St.	3 1	18	A Arkansas	1 3				
			260	H Auburn	3 0	124	H Georgia St.	3 1				

Non-Div. I Games:

Alabama

**Non-Div. I Games:**

Nevada



Average RPI Win: 148		WON-LOST RECORD		WINNING PCT. RANK		LAST 10 GAMES		STRENGTH OF SCHEDULE		OPP. STRENGTH OF SCHEDULE		TEAM RPI		ADJ RPI		CONF. RPI		ADJ CONF. RPI	
Average RPI Loss: 95																			
DIV. I ONLY		25- 9		.73529 44		8- 2		144		100		59		.56591 64		13		13	
DIV. I NON-CONF.		10- 4		.71429 58		0- 0		190		70		91		.54382 92		13		13	
TOTALS		RPI 1-25		RPI 26-50		W-L RECORDS		RPI 51-100		RPI 101-150		RPI 150+							
25- 9		0- 2		2- 1		OVERALL		5- 1		8- 3		10- 2							
9- 1		0- 1		1- 0		HOME		2- 0		4- 0		2- 0							
10- 6		0- 1		1- 0		AWAY		1- 1		4- 2		4- 2							
6- 2		0- 0		0- 1		NEUTRAL		2- 0		0- 1		4- 0							
10- 4		0- 1		0- 0		NON-CONFERENCE		3- 0		3- 2		4- 1							
0- 0		0- 0		0- 0		HOME		0- 0		0- 0		0- 0							
4- 3		0- 1		0- 0		AWAY		1- 0		3- 1		0- 1							
6- 1		0- 0		0- 0		NEUTRAL		2- 0		0- 1		4- 0							
15- 5		0- 1		2- 1		CONFERENCE		2- 1		5- 1		6- 1							
9- 1		0- 1		1- 0		HOME		2- 0		4- 0		2- 0							
6- 3		0- 0		1- 0		AWAY		0- 1		1- 1		4- 1							
0- 1		0- 0		0- 1		NEUTRAL		0- 0		0- 0		0- 0							
RPI S	Opponent	Score		RPI S	Opponent	Score		RPI S	Opponent	Score		RPI S	Opponent	Score					
3 A	Florida	0	3	41 A	Akron	3	2	54 H	Eastern Mich.	3	2	110 A	Wake Forest	3	1				
22 H	Ball St.	1	3	41 H	Akron	3	2	66 N	Houston	3	1	112 A	UCF	3	0				
				41 N	Akron	0	3	75 N	Virginia Tech	3	1	114 N	Rhode Island	2	3				
								97 A	Marshall	1	3	117 A	Morehead St.	1	3				
								97 H	Marshall	3	0	125 A	Kent St.	2	3				
								98 A	Connecticut	3	0	125 H	Kent St.	3	2				
												125 H	Kent St.	3	0				
												126 H	Western Mich.	3	0				
												131 A	Miami (Ohio)	3	2				
												131 H	Miami (Ohio)	3	1				
												144 A	Furman	3	2				
												160 A	West Virginia	2	3				
												165 A	Northern Ill.	3	0				
												169 N	Wis.-Green Bay	3	0				
												179 A	Central Mich.	0	3				
												198 A	Bowling Green	3	2				
												198 H	Bowling Green	3	0				
												231 A	Toledo	3	0				
												233 A	Buffalo	3	0				
												233 H	Buffalo	3	1				
												250 N	UNC Wilmington	3	0				
												260 N	Auburn	3	0				
												297 N	Gardner-Webb	3	1				
				LAST 10 GAMES															
				41 N	Akron	0	3	41 A	Akron	3	2								
				125 H	Kent St.	3	2	233 H	Buffalo	3	1								
				125 A	Kent St.	2	3	97 H	Marshall	3	0								
				233 A	Buffalo	3	0	165 A	Northern Ill.	3	0								
				231 A	Toledo	3	0	131 A	Miami (Ohio)	3	2								

Non-Div. I Games:

Ohio

Average RPI Win:	132	WON-LOST RECORD	WINNING PCT. RANK	LAST 10 GAMES	STRENGTH OF SCHEDULE	OPP. STRENGTH OF SCHEDULE	TEAM RPI	ADJ RPI	CONF. RPI	ADJ CONF. RPI	
DIV. I ONLY		20- 13	.60606 101	5- 5	99	25	74	.56536 65	2	2	
DIV. I NON-CONF.		10- 3	.76923 37	0- 1	188	107	81	.55662 81	2	2	
<hr/>											
TOTALS	RPI 1-25	RPI 26-50		W-L RECORDS	RPI 51-100		RPI 101-150		RPI 150+		
20- 13	4- 7	1- 2		OVERALL	2- 4		4- 0		9- 0		
11- 5	4- 2	1- 0		HOME	0- 3		2- 0		4- 0		
5- 7	0- 5	0- 1		AWAY	2- 1		1- 0		2- 0		
4- 1	0- 0	0- 1		NEUTRAL	0- 0		1- 0		3- 0		
10- 3	1- 0	0- 1		NON-CONFERENCE	0- 2		2- 0		7- 0		
5- 1	1- 0	0- 0		HOME	0- 1		1- 0		3- 0		
1- 1	0- 0	0- 0		AWAY	0- 1		0- 0		1- 0		
4- 1	0- 0	0- 1		NEUTRAL	0- 0		1- 0		3- 0		
10- 10	3- 7	1- 1		CONFERENCE	2- 2		2- 0		2- 0		
6- 4	3- 2	1- 0		HOME	0- 2		1- 0		1- 0		
4- 6	0- 5	0- 1		AWAY	2- 0		1- 0		1- 0		
0- 0	0- 0	0- 0		NEUTRAL	0- 0		0- 0		0- 0		
RPI S	Opponent	Score	RPI S	Opponent	Score	RPI S	Opponent	Score	RPI S	Opponent	Score
6 A	Minnesota	0 3	36 N	Texas	2 3	51 H	Dayton	2 3	104 N	Loyola Marymount	3 2
6 H	Minnesota	1 3	43 A	Michigan	1 3	61 A	Northwestern	3 1	141 A	Purdue	3 2
12 H	Louisville	3 1	43 H	Michigan	3 2	61 H	Northwestern	2 3	141 H	Purdue	3 0
15 A	Wisconsin	0 3				77 A	Maryland	0 3	149 H	Butler	3 2
15 H	Wisconsin	3 2				84 A	Illinois	3 2	165 A	Northern Ill.	3 1
17 A	Penn St.	0 3				84 H	Illinois	1 3	166 A	Iowa	3 1
17 H	Penn St.	0 3							166 H	Iowa	3 1
20 A	Ohio St.	2 3							179 H	Central Mich.	3 0
20 H	Ohio St.	3 1							195 N	Boston College	3 2
23 A	Michigan St.	0 3							214 N	IUPUI	3 0
23 H	Michigan St.	3 0							230 H	Cal St. Fullerton	3 0
									263 H	Evansville	3 0
									266 N	Drake	3 0
<hr/>											
LAST 10 GAMES											
36 N	Texas	2 3	17 H	Penn St.	0 3						
84 H	Illinois	1 3	20 A	Ohio St.	2 3						
141 H	Purdue	3 0	43 H	Michigan	3 2						
166 A	Iowa	3 1	23 H	Michigan St.	3 0						
6 A	Minnesota	0 3	61 A	Northwestern	3 1						

Non-Div. I Games:

Indiana

Houston

Houston

Houston

Average RPI Win:	198	WON-LOST RECORD	WINNING PCT. RANK	LAST 10 GAMES	STRENGTH OF SCHEDULE	OPP. STRENGTH OF SCHEDULE	TEAM RPI	ADJ RPI	CONF. RPI	ADJ CONF. RPI					
DIV. I ONLY		24- 6	.8	23	9- 1	172	184	61	.56411	67	22	22			
DIV. I NON-CONF.		7- 5	.58333	117	2- 1	126	92	103	.53108	105	21	21			
-----															
TOTALS	RPI 1-25	RPI 26-50		W-L RECORDS		RPI 51-100		RPI 101-150		RPI 150+					
24- 6	0- 2	0- 1		OVERALL		1- 0		5- 2		18- 1					
12- 0	0- 0	0- 0		HOME		1- 0		3- 0		8- 0					
9- 4	0- 1	0- 1		AWAY		0- 0		1- 1		8- 1					
3- 2	0- 1	0- 0		NEUTRAL		0- 0		1- 1		2- 0					
7- 5	0- 2	0- 1		NON-CONFERENCE		1- 0		1- 1		5- 1					
2- 0	0- 0	0- 0		HOME		1- 0		0- 0		1- 0					
2- 3	0- 1	0- 1		AWAY		0- 0		0- 0		2- 1					
3- 2	0- 1	0- 0		NEUTRAL		0- 0		1- 1		2- 0					
17- 1	0- 0	0- 0		CONFERENCE		0- 0		4- 1		13- 0					
10- 0	0- 0	0- 0		HOME		0- 0		3- 0		7- 0					
7- 1	0- 0	0- 0		AWAY		0- 0		1- 1		6- 0					
0- 0	0- 0	0- 0		NEUTRAL		0- 0		0- 0		0- 0					
-----															
RPI	S	Opponent	Score	RPI	S	Opponent	Score	RPI	S	Opponent	Score	RPI	S	Opponent	Score
4	N	Nebraska	0 3	31	A	California	0 3	95	H	Southern Ill.	3 1	102	A	Southeast Mo. St.	0 3
18	A	Arkansas	0 3									102	H	Southeast Mo. St.	3 0
												102	H	Southeast Mo. St.	3 1
												103	N	San Jose St.	1 3
												117	A	Morehead St.	3 1
												117	H	Morehead St.	3 0
												118	N	Southern Miss.	3 2
												155	A	Murray St.	3 0
												155	H	Murray St.	3 2
												155	H	Murray St.	3 2
												171	A	Memphis	2 3
												173	N	Northern Ariz.	3 0
												183	N	North Texas	3 0
												227	A	Austin Peay	3 0
												227	H	Austin Peay	3 2
												238	A	Tennessee Tech	3 0
												238	H	Tennessee Tech	3 0
												239	A	Arkansas St.	3 1
												242	A	Eastern Ill.	3 1
												242	H	Eastern Ill.	3 1
												252	A	Eastern Ky.	3 0
												252	H	Eastern Ky.	3 0
												263	A	Evansville	3 2
												286	A	Tennessee St.	3 0
												286	H	Tennessee St.	3 0
												287	H	Belmont	3 0

[illegible]

**Non-Div. I Games:**

Tennessee

Average RPI Win:	153	WON-LOST RECORD	WINNING PCT. RANK	LAST 10 GAMES	STRENGTH OF SCHEDULE	OPP. STRENGTH OF SCHEDULE	TEAM RPI	ADJ RPI	CONF. RPI	ADJ CONF. RPI	
DIV. I ONLY		20- 9	.68966 61	6- 4	82	110	54	.56274 69	9	11	
DIV. I NON-CONF.		11- 5	.6875 72	1- 1	84	125	64	.57024 70	10	10	
<hr/>											
TOTALS	RPI 1-25	RPI 26-50		W-L RECORDS	RPI 51-100		RPI 101-150		RPI 150+		
20- 9	1- 3	1- 1		OVERALL	5- 1		4- 1		9- 3		
13- 2	0- 0	1- 1		HOME	4- 0		1- 0		7- 1		
5- 5	1- 1	0- 0		AWAY	1- 1		2- 1		1- 2		
2- 2	0- 2	0- 0		NEUTRAL	0- 0		1- 0		1- 0		
<hr/>											
11- 5	1- 2	0- 1		NON-CONFERENCE	1- 0		3- 0		6- 2		
7- 2	0- 0	0- 1		HOME	1- 0		1- 0		5- 1		
2- 1	1- 0	0- 0		AWAY	0- 0		1- 0		0- 1		
2- 2	0- 2	0- 0		NEUTRAL	0- 0		1- 0		1- 0		
<hr/>											
9- 4	0- 1	1- 0		CONFERENCE	4- 1		1- 1		3- 1		
6- 0	0- 0	1- 0		HOME	3- 0		0- 0		2- 0		
3- 4	0- 1	0- 0		AWAY	1- 1		1- 1		1- 1		
0- 0	0- 0	0- 0		NEUTRAL	0- 0		0- 0		0- 0		
<hr/>											
RPI S	Opponent	Score	RPI S	Opponent	Score	RPI S	Opponent	Score	RPI S	Opponent	Score
1 N	Southern California	0 3	30 H	Miami (Fla.)	3 2	75 H	Virginia Tech	3 2	129 N	Western Caro.	3 0
4 N	Nebraska	0 3	44 H	Duke	0 3	79 H	Georgetown	3 1	135 A	St. John's (N.Y.)	3 0
21 A	Notre Dame	1 3				80 A	Rutgers	3 2	140 A	Coastal Caro.	3 0
22 A	Ball St.	3 1				85 H	Villanova	3 0	146 A	Syracuse	0 3
						89 H	George Washington	3 0	147 H	Duquesne	3 0
						98 A	Connecticut	1 3	153 A	UAB	2 3
									160 A	West Virginia	3 2
									168 A	Seton Hall	2 3
									177 H	UMBC	3 1
									184 H	Indiana St.	0 3
									195 H	Boston College	3 0
									198 H	Bowling Green	3 1
									203 H	Long Island	3 0
									253 H	St. Francis (Pa.)	3 0
									270 H	Charleston So.	3 0
									294 H	Providence	3 0
									308 N	Savannah St.	3 0
<hr/>											
LAST 10 GAMES											
			160 A	West Virginia	3 2	80 A	Rutgers	3 2			
			203 H	Long Island	3 0	146 A	Syracuse	0 3			
			75 H	Virginia Tech	3 2	21 A	Notre Dame	1 3			
			30 H	Miami (Fla.)	3 2	153 A	UAB	2 3			
			168 A	Seton Hall	2 3	294 H	Providence	3 0			

Non-Div. I Games:

Pittsburgh

Average RPI Win:	178	WON-LOST	WINNING	LAST 10	STRENGTH OF	OPP. STRENGTH	TEAM	ADJ	CONF.	ADJ CONF.	
Average RPI Loss:	115	RECORD	PCT. RANK	GAMES	SCHEDULE	OF SCHEDULE	RPI	RPI	RPI	RPI	
DIV. I ONLY	26- 7	.78788	25	9- 1	179	166	63	.55848	70	19	19
DIV. I NON-CONF.	8- 3	.72727	56	0- 0	208	162	113	.52301	117	18	19
<hr/>											
TOTALS	RPI 1-25	RPI 26-50		W-L RECORDS	RPI 51-100		RPI 101-150		RPI 150+		
26- 7	0- 0	1- 2		OVERALL	3- 2		7- 1		15- 2		
12- 2	0- 0	1- 0		HOME	1- 1		3- 1		7- 0		
11- 3	0- 0	0- 1		AWAY	2- 1		4- 0		5- 1		
3- 2	0- 0	0- 1		NEUTRAL	0- 0		0- 0		3- 1		
<hr/>											
8- 3	0- 0	0- 0		NON-CONFERENCE	1- 1		2- 0		5- 2		
3- 1	0- 0	0- 0		HOME	0- 1		1- 0		2- 0		
2- 1	0- 0	0- 0		AWAY	1- 0		1- 0		0- 1		
3- 1	0- 0	0- 0		NEUTRAL	0- 0		0- 0		3- 1		
<hr/>											
18- 4	0- 0	1- 2		CONFERENCE	2- 1		5- 1		10- 0		
9- 1	0- 0	1- 0		HOME	1- 0		2- 1		5- 0		
9- 2	0- 0	0- 1		AWAY	1- 1		3- 0		5- 0		
0- 1	0- 0	0- 1		NEUTRAL	0- 0		0- 0		0- 0		
<hr/>											
RPI S	Opponent	Score	RPI S	Opponent	Score	RPI S	Opponent	Score	RPI S	Opponent	Score
			50 A	Texas-Arlington	0 3	66 A	Houston	3 0	111 A	Weber St.	3 2
			50 H	Texas-Arlington	3 2	66 H	Houston	0 3	122 A	McNeese St.	3 1
			50 N	Texas-Arlington	1 3	92 A	Stephen F. Austin	3 1	122 H	McNeese St.	3 0
						92 A	Stephen F. Austin	0 3	130 A	Nicholls St.	3 2
						92 H	Stephen F. Austin	3 1	130 H	Nicholls St.	2 3
									142 A	Southeastern La.	3 0
									142 H	Southeastern La.	3 1
									143 H	Louisiana Tech	3 0
									153 N	UAB	3 1
									186 A	Mississippi St.	1 3
									195 N	Boston College	3 0
									201 A	Sam Houston St.	3 1
									201 H	Sam Houston St.	3 0
									207 A	Southwest Tex. St.	3 0
									207 H	Southwest Tex. St.	3 1
									218 A	Texas-San Antonio	3 0
									218 H	Texas-San Antonio	3 1
									220 N	UC Riverside	3 0
									234 N	Samford	2 3
									248 A	Northwestern St.	3 0
									248 H	Northwestern St.	3 0
									256 H	Tex. A&M-Corp. Chris	3 1
									277 A	La.-Monroe	3 0
									277 H	La.-Monroe	3 0
									279 H	Centenary (La.)	3 0
<hr/>											
			LAST 10 GAMES								
			50 N	Texas-Arlington	1 3	122 A	McNeese St.	3 1	277 A	La.-Monroe	3 0
			92 A	Stephen F. Austin	3 1	92 H	Stephen F. Austin	3 1	277 H	La.-Monroe	3 0
			50 H	Texas-Arlington	3 2	201 H	Sam Houston St.	3 0	279 H	Centenary (La.)	3 0
			248 A	Northwestern St.	3 0	142 H	Southeastern La.	3 1			
			277 A	La.-Monroe	3 0	207 H	Southwest Tex. St.	3 1			

Non-Div. I Games:

Lamar

Average RPI Win:		159	WON-LOST RECORD		WINNING PCT. RANK		LAST 10 GAMES		STRENGTH OF SCHEDULE		OPP. STRENGTH OF SCHEDULE		TEAM RPI		ADJ RPI		CONF. RPI		ADJ CONF. RPI				
Average RPI Loss:		66																					
DIV. I ONLY			21- 10		.67742 65		7- 3		118		99		71		.55758 71		10		10				
DIV. I NON-CONF.			10- 6		.625 99		0- 0		148		113		104		.53106 106		9		9				
TOTALS			RPI 1-25		RPI 26-50		W-L RECORDS		RPI 51-100		RPI 101-150		RPI 150+										
21- 10			1- 3		0- 2		OVERALL		1- 2		9- 1		10- 2										
11- 1			0- 0		0- 1		HOME		1- 0		4- 0		6- 0										
5- 6			1- 1		0- 1		AWAY		0- 1		3- 1		1- 2										
5- 3			0- 2		0- 0		NEUTRAL		0- 1		2- 0		3- 0										
10- 6			0- 1		0- 1		NON-CONFERENCE		0- 2		4- 1		6- 1										
5- 1			0- 0		0- 1		HOME		0- 0		2- 0		3- 0										
1- 3			0- 0		0- 0		AWAY		0- 1		1- 1		0- 1										
4- 2			0- 1		0- 0		NEUTRAL		0- 1		1- 0		3- 0										
11- 4			1- 2		0- 1		CONFERENCE		1- 0		5- 0		4- 1										
6- 0			0- 0		0- 0		HOME		1- 0		2- 0		3- 0										
4- 3			1- 1		0- 1		AWAY		0- 0		2- 0		1- 1										
1- 1			0- 1		0- 0		NEUTRAL		0- 0		1- 0		0- 0										
RPI	S	Opponent		Score		RPI	S	Opponent		Score		RPI	S	Opponent		Score		RPI	S	Opponent		Score	
12	A	Louisville		3	1	28	H	Loyola (Ill.)		0	3	55	A	Southwest Mo. St.		1	3	101	H	Bradley		3	2
12	N	Louisville		0	3	45	A	Cincinnati		0	3	60	N	Colorado		0	3	102	A	Southeast Mo. St.		3	2
14	A	South Fla.		1	3							66	H	Houston		3	2	104	A	Loyola Marymount		2	3
21	N	Notre Dame		0	3													113	N	Wichita St.		3	0
																		116	A	Tulane		3	2
																		118	A	Southern Miss.		3	2
																		121	H	Charlotte		3	1
																		136	H	Marquette		3	1
																		136	N	Marquette		3	0
																		149	H	Butler		3	2
																		153	A	UAB		0	3
																		165	A	Northern Ill.		2	3
																		169	N	Wis.-Green Bay		3	1
																		171	A	Memphis		3	0
																		175	H	TCU		3	0
																		186	N	Mississippi St.		3	1
																		224	N	UMKC		3	2
																		227	H	Austin Peay		3	0
																		236	H	DePaul		3	1
																		242	H	Eastern Ill.		3	0
																		254	H	East Caro.		3	0
																		294	H	Providence		3	0
LAST 10 GAMES																							
		12 N Louisville		0	3			45 A Cincinnati		0	3												
		136 N Marquette		3	0			12 A Louisville		3	1												
		118 A Southern Miss.		3	2			236 H DePaul		3	1												
		121 H Charlotte		3	1			136 H Marquette		3	1												
		254 H East Caro.		3	0			153 A UAB		0	3												

Non-Div. I Games:

St. Louis



Average RPI Win:		157	WON-LOST RECORD		WINNING PCT. RANK	LAST 10 GAMES	STRENGTH OF SCHEDULE		OPP. STRENGTH OF SCHEDULE	TEAM RPI	ADJ RPI	CONF. RPI	ADJ CONF. RPI					
Average RPI Loss:		53																
DIV. I ONLY		22- 12			.64706	77	7- 3		110	77	73	.5574	72	11	9			
DIV. I NON-CONF.		10- 8			.55556	135	1- 0		102	63	95	.54294	94	8	8			
TOTALS		RPI 1-25	RPI 26-50		W-L RECORDS		RPI 51-100		RPI 101-150		RPI 150+							
22- 12	0- 3	2- 6		OVERALL		0- 1		7- 1		13- 1								
9- 4	0- 1	2- 1		HOME		0- 1		3- 1		4- 0								
6- 6	0- 1	0- 4		AWAY		0- 0		3- 0		3- 1								
7- 2	0- 1	0- 1		NEUTRAL		0- 0		1- 0		6- 0								
10- 8	0- 3	0- 3		NON-CONFERENCE		0- 1		3- 1		7- 0								
2- 4	0- 1	0- 1		HOME		0- 1		1- 1		1- 0								
2- 3	0- 1	0- 2		AWAY		0- 0		1- 0		1- 0								
6- 1	0- 1	0- 0		NEUTRAL		0- 0		1- 0		5- 0								
12- 4	0- 0	2- 3		CONFERENCE		0- 0		4- 0		6- 1								
7- 0	0- 0	2- 0		HOME		0- 0		2- 0		3- 0								
4- 3	0- 0	0- 2		AWAY		0- 0		2- 0		2- 1								
1- 1	0- 0	0- 1		NEUTRAL		0- 0		0- 0		1- 0								
RPI S	Opponent	Score	RPI S	Opponent	Score	RPI S	Opponent	Score	RPI S	Opponent	Score							
5 A	Hawaii	0 3	33 A	Utah	0 3	86 H	UC Irvine	2 3	104 H	Loyola Marymount	2 3							
8 H	UC Santa Barb.	1 3	33 H	Utah	3 2					108 A	Brigham Young	3 0						
25 N	Washington	0 3	33 N	Utah	0 3					108 H	Brigham Young	3 0						
				34 A	San Diego	0 3				110 A	Wake Forest	3 1						
				34 H	San Diego	1 3				116 H	Tulane	3 0						
				42 A	Missouri	1 3				132 A	Wyoming	3 1						
				47 A	Colorado St.	2 3				132 H	Wyoming	3 1						
				47 H	Colorado St.	3 0				138 N	Winthrop	3 1						
										153 N	UAB	3 0						
										159 A	New Mexico	3 2						
										159 H	New Mexico	3 1						
										159 N	New Mexico	3 0						
										164 N	Ark.-Little Rock	3 0						
										182 A	UNLV	0 3						
										182 H	UNLV	3 0						
										209 A	Air Force	3 0						
										209 H	Air Force	3 0						
										210 H	Florida Int'l	3 0						
										216 N	San Francisco	3 0						
										220 A	UC Riverside	3 0						
										242 N	Eastern Ill.	3 0						
										249 N	North Carolina St.	3 1						

Average RPI Win: 138		WON-LOST	WINNING	LAST 10	STRENGTH OF		OPP. STRENGTH	TEAM	ADJ		CONF.	ADJ CONF.
Average RPI Loss: 37		RECORD	PCT. RANK	GAMES	SCHEDULE		OF SCHEDULE	RPI	RPI		RPI	RPI
DIV. I ONLY		17- 15	.53125	141	4- 6		55	29	75		.55722	73
DIV. I NON-CONF.		9- 6	.6	109	0- 0		59	41	61		.57723	60
TOTALS		RPI 1-25	RPI 26-50		W-L RECORDS		RPI 51-100		RPI 101-150		RPI 150+	
17- 15		0- 7	4- 5		OVERALL		2- 2		3- 1		8- 0	
12- 4		0- 2	3- 1		HOME		1- 1		2- 0		6- 0	
5- 7		0- 4	1- 1		AWAY		1- 1		1- 1		2- 0	
0- 4		0- 1	0- 3		NEUTRAL		0- 0		0- 0		0- 0	
9- 6		0- 3	2- 2		NON-CONFERENCE		1- 1		2- 0		4- 0	
8- 0		0- 0	2- 0		HOME		1- 0		1- 0		4- 0	
1- 3		0- 2	0- 0		AWAY		0- 1		1- 0		0- 0	
0- 3		0- 1	0- 2		NEUTRAL		0- 0		0- 0		0- 0	
8- 9		0- 4	2- 3		CONFERENCE		1- 1		1- 1		4- 0	
4- 4		0- 2	1- 1		HOME		0- 1		1- 0		2- 0	
4- 4		0- 2	1- 1		AWAY		1- 0		0- 1		2- 0	
0- 1		0- 0	0- 1		NEUTRAL		0- 0		0- 0		0- 0	
RPI S	Opponent	Score	RPI S	Opponent	Score	RPI S	Opponent	Score	RPI S	Opponent	Score	
7 A	Pepperdine	0 3	32 N	Arizona St.	2 3	75 H	Virginia Tech	3 0	110 A	Wake Forest	0 3	
9 A	Georgia Tech	1 3	38 H	George Mason	3 0	77 A	Maryland	3 2	110 H	Wake Forest	3 2	
9 H	Georgia Tech	2 3	40 A	Florida St.	3 1	77 H	Maryland	2 3	140 H	Coastal Caro.	3 1	
11 A	North Carolina	0 3	40 H	Florida St.	3 2	81 A	Texas Tech	1 3	144 A	Furman	3 2	
11 H	North Carolina	2 3	40 N	Florida St.	2 3				156 A	Virginia	3 1	
14 N	South Fla.	2 3	43 N	Michigan	0 3				156 H	Virginia	3 0	
24 A	South Carolina	2 3	44 A	Duke	0 3				157 H	Jacksonville	3 0	
			44 H	Duke	2 3				175 H	TCU	3 0	
			49 H	Georgia	3 2				240 H	Wofford	3 0	
									249 A	North Carolina St.	3 1	
									249 H	North Carolina St.	3 0	
									254 H	East Caro.	3 0	
LAST 10 GAMES												
	40 N Florida St.	2 3		11 A North Carolina	0 3							
	110 H Wake Forest	3 2		249 A North Carolina St.	3 1							
	44 H Duke	2 3		156 H Virginia	3 0							
	40 A Florida St.	3 1		77 H Maryland	2 3							
	9 A Georgia Tech	1 3		44 A Duke	0 3							

Non-Div. I Games:

Clemson

Average RPI Win:		157	WON-LOST RECORD		WINNING PCT. RANK	LAST 10 GAMES		STRENGTH OF SCHEDULE		OPP. STRENGTH OF SCHEDULE		TEAM RPI	ADJ RPI	CONF. RPI	ADJ CONF. RPI				
Average RPI Loss:		75																	
DIV. I ONLY			20- 14	.58824	110	7- 3		53		112		72	.5564	74	14	15			
DIV. I NON-CONF.			6- 11	.35294	230	1- 1		93		69		162	.49166	158	15	16			
TOTALS		RPI 1-25		RPI 26-50		W-L RECORDS		RPI 51-100		RPI 101-150		RPI 150+							
20- 14		0- 4		2- 4		OVERALL		1- 1		10- 3		7- 2							
8- 3		0- 1		0- 1		HOME		0- 0		4- 0		4- 1							
7- 5		0- 2		1- 0		AWAY		0- 1		3- 2		3- 0							
5- 6		0- 1		1- 3		NEUTRAL		1- 0		3- 1		0- 1							
6- 11		0- 4		0- 3		NON-CONFERENCE		1- 1		1- 2		4- 1							
3- 1		0- 1		0- 0		HOME		0- 0		0- 0		3- 0							
1- 4		0- 2		0- 0		AWAY		0- 1		0- 1		1- 0							
2- 6		0- 1		0- 3		NEUTRAL		1- 0		1- 1		0- 1							
14- 3		0- 0		2- 1		CONFERENCE		0- 0		9- 1		3- 1							
5- 2		0- 0		0- 1		HOME		0- 0		4- 0		1- 1							
6- 1		0- 0		1- 0		AWAY		0- 0		3- 1		2- 0							
3- 0		0- 0		1- 0		NEUTRAL		0- 0		2- 0		0- 0							
RPI S	Opponent		Score		RPI S	Opponent		Score		RPI S	Opponent		Score		RPI S	Opponent		Score	
10 A	Northern Iowa		1	3	28 A	Loyola (Ill.)		3	1	52 N	Cal Poly		3	0	126 A	Western Mich.		2	3
10 H	Northern Iowa		0	3	28 H	Loyola (Ill.)		2	3	98 A	Connecticut		0	3	127 N	Oregon		1	3
14 N	South Fla.		0	3	28 N	Loyola (Ill.)		3	2						133 A	Wright St.		0	3
21 A	Notre Dame		0	3	37 N	Temple		0	3						133 H	Wright St.		3	0
					45 N	Cincinnati		0	3						133 N	Wright St.		3	2
					48 N	Sacramento St.		0	3						134 A	Ill.-Chicago		3	0
															134 H	Ill.-Chicago		3	1
															137 A	Cleveland St.		3	1
															137 H	Cleveland St.		3	0
															137 N	Cleveland St.		3	0
															146 N	Syracuse		3	0
															149 A	Butler		3	0
															149 H	Butler		3	1
															169 A	Wis.-Green Bay		3	2
															169 H	Wis.-Green Bay		1	3
															182 N	UNLV		1	3
															217 H	IPFW		3	0
															236 A	DePaul		3	0
															236 H	DePaul		3	0
															245 A	Youngstown St.		3	0
															245 H	Youngstown St.		3	1
															301 H	Chicago St.		3	0
					LAST 10 GAMES														
	10 A Northern Iowa		1	3		134 H Ill.-Chicago		3	1										
	28 N Loyola (Ill.)		3	2		217 H IPFW		3	0										
	133 N Wright St.		3	2		169 H Wis.-Green Bay		1	3										
	137 N Cleveland St.		3	0		245 A Youngstown St.		3	0										
	28 H Loyola (Ill.)		2	3		137 A Cleveland St.		3	1										

Non-Div. I Games:

Wis.-Milwaukee

Average RPI Win:	159	WON-LOST	WINNING	LAST 10	STRENGTH OF	OPP. STRENGTH	TEAM	ADJ	CONF.	ADJ CONF.	
Average RPI Loss:	75	RECORD	PCT. RANK	GAMES	SCHEDULE	OF SCHEDULE	RPI	RPI	RPI	RPI	
DIV. I ONLY	20- 11	.64516	80	7- 3	124	103	81	.55579	75	9	11
DIV. I NON-CONF.	10- 7	.58824	115	2- 0	157	115	125	.52167	119	10	10
<hr/>											
TOTALS	RPI 1-25	RPI 26-50		W-L RECORDS	RPI 51-100		RPI 101-150		RPI 150+		
20- 11	1- 0	1- 3		OVERALL	3- 6		3- 2		12- 0		
11- 3	1- 0	1- 1		HOME	2- 2		3- 0		4- 0		
5- 5	0- 0	0- 1		AWAY	1- 3		0- 1		4- 0		
4- 3	0- 0	0- 1		NEUTRAL	0- 1		0- 1		4- 0		
<hr/>											
10- 7	0- 0	0- 2		NON-CONFERENCE	1- 3		1- 2		8- 0		
5- 2	0- 0	0- 1		HOME	1- 1		1- 0		3- 0		
1- 3	0- 0	0- 1		AWAY	0- 1		0- 1		1- 0		
4- 2	0- 0	0- 0		NEUTRAL	0- 1		0- 1		4- 0		
<hr/>											
10- 4	1- 0	1- 1		CONFERENCE	2- 3		2- 0		4- 0		
6- 1	1- 0	1- 0		HOME	1- 1		2- 0		1- 0		
4- 2	0- 0	0- 0		AWAY	1- 2		0- 0		3- 0		
0- 1	0- 0	0- 1		NEUTRAL	0- 0		0- 0		0- 0		
<hr/>											
RPI S	Opponent	Score	RPI S	Opponent	Score	RPI S	Opponent	Score	RPI S	Opponent	Score
21 H	Notre Dame	3 0	30 H	Miami (Fla.)	3 0	64 N	Ohio	1 3	110 A	Wake Forest	2 3
			30 N	Miami (Fla.)	2 3	68 H	Tennessee	0 3	121 H	Charlotte	3 2
			41 A	Akron	1 3	69 A	Pittsburgh	2 3	135 H	St. John's (N.Y.)	3 0
			49 H	Georgia	1 3	73 A	Clemson	0 3	140 N	Coastal Caro.	2 3
						79 A	Georgetown	1 3	146 H	Syracuse	3 0
						80 H	Rutgers	3 2	156 H	Virginia	3 0
						85 A	Villanova	3 1	160 A	West Virginia	3 1
						90 H	James Madison	3 2	168 H	Seton Hall	3 0
						98 H	Connecticut	0 3	172 N	Robert Morris	3 0
									175 N	TCU	3 1
									178 H	Liberty	3 0
									187 H	Appalachian St.	3 0
									195 A	Boston College	3 2
									251 A	Radford	3 2
									260 N	Auburn	3 0
									280 N	Oakland	3 0
									294 A	Providence	3 0
<hr/>											
			LAST 10 GAMES								
			30 N	Miami (Fla.)	2 3	135 H	St. John's (N.Y.)	3 0			
			21 H	Notre Dame	3 0	98 H	Connecticut	0 3			
			146 H	Syracuse	3 0	90 H	James Madison	3 2			
			69 A	Pittsburgh	2 3	30 H	Miami (Fla.)	3 0			
			160 A	West Virginia	3 1	251 A	Radford	3 2			

Non-Div. I Games:

Virginia Tech

Average RPI Win:		198	WON-LOST	WINNING	LAST 10	STRENGTH OF		OPP. STRENGTH	TEAM	ADJ	CONF.	ADJ CONF.
Average RPI Loss:		99	RECORD	PCT. RANK	GAMES	SCHEDULE		OF SCHEDULE	RPI	RPI	RPI	RPI
DIV. I ONLY			33- 5	.86842	11	9- 1		245	176	69	.55539	76
DIV. I NON-CONF.			16- 5	.7619	41	1- 1		252	165	119	.51793	122
TOTALS		RPI 1-25	RPI 26-50		W-L RECORDS		RPI 51-100		RPI 101-150		RPI 150+	
33- 5	0- 1		1- 0		OVERALL		2- 2		3- 0		27- 2	
10- 0	0- 0		1- 0		HOME		0- 0		0- 0		9- 0	
11- 2	0- 1		0- 0		AWAY		1- 1		1- 0		9- 0	
12- 3	0- 0		0- 0		NEUTRAL		1- 1		2- 0		9- 2	
16- 5	0- 1		1- 0		NON-CONFERENCE		0- 2		3- 0		12- 2	
3- 0	0- 0		1- 0		HOME		0- 0		0- 0		2- 0	
4- 2	0- 1		0- 0		AWAY		0- 1		1- 0		3- 0	
9- 3	0- 0		0- 0		NEUTRAL		0- 1		2- 0		7- 2	
17- 0	0- 0		0- 0		CONFERENCE		2- 0		0- 0		15- 0	
7- 0	0- 0		0- 0		HOME		0- 0		0- 0		7- 0	
7- 0	0- 0		0- 0		AWAY		1- 0		0- 0		6- 0	
3- 0	0- 0		0- 0		NEUTRAL		1- 0		0- 0		2- 0	
RPI S	Opponent	Score	RPI S	Opponent	Score	RPI S	Opponent	Score	RPI S	Opponent	Score	
5 A	Hawaii	0 3	45 H	Cincinnati	3 0	51 A	Dayton	0 3	124 N	Georgia St.	3 1	
						54 N	Eastern Mich.	0 3	141 A	Purdue	3 2	
						91 A	New Mexico St.	3 2	149 N	Butler	3 0	
						91 N	New Mexico St.	3 2	156 N	Virginia	3 1	
									161 H	La.-Lafayette	3 2	
									164 A	Ark.-Little Rock	3 1	
									164 H	Ark.-Little Rock	3 1	
									164 N	Ark.-Little Rock	3 1	
									166 N	Iowa	1 3	
									171 N	Memphis	3 1	
									183 A	North Texas	3 2	
									189 H	New Orleans	3 0	
									200 N	Delaware	3 1	
									206 A	Middle Tenn.	3 1	
									206 H	Middle Tenn.	3 0	
									210 A	Florida Int'l	3 1	
									210 H	Florida Int'l	3 2	
									212 A	Denver	3 1	
									212 N	Denver	3 0	
									214 N	IUPUI	3 1	
									217 N	IPFW	1 3	
									227 A	Austin Peay	3 0	
									234 N	Samford	3 0	
									239 A	Arkansas St.	3 0	
									239 H	Arkansas St.	3 0	
									248 N	Northwestern St.	3 1	
									263 H	Evansville	3 0	
LAST 10 GAMES												
5 A	Hawaii	0 3	206 H	Middle Tenn.	3 0	234 N	Samford	3 0	239 A	Arkansas St.	3 0	
91 N	New Mexico St.	3 2	164 A	Ark.-Little Rock	3 1	239 H	Arkansas St.	3 0	248 N	Northwestern St.	3 1	
164 N	Ark.-Little Rock	3 1	210 H	Florida Int'l	3 2	263 H	Evansville	3 0				
212 N	Denver	3 0										
183 A	North Texas	3 2										

Non-Div. I Games:

Western Ky.

RPI	S	Opponent	Score	
270	N	Charleston So.	3	0
272	H	South Ala.	3	0
287	A	Belmont	3	0
291	A	Western Ill.	3	0
303	H	Lipscomb	3	0

Western Ky.

W  
e  
s  
t  
e  
r  
n  
K  
y  
.

W  
e  
s  
t  
e  
r  
n  
K  
y  
.

**Non-Div. I Games:**

Loss, Non-Conf, S Site, H Home, A Away, N Neutral Page 79

LSU

LSU



Average RPI Win:		164	WON-LOST RECORD		WINNING PCT. RANK		LAST 10 GAMES		STRENGTH OF SCHEDULE		OPP. STRENGTH OF SCHEDULE		TEAM RPI		ADJ RPI		CONF. RPI		ADJ CONF. RPI	
DIV. I ONLY			17- 13		.56667 124		5- 5		67		96		87		.54989 79		9		11	
DIV. I NON-CONF.			10- 7		.58824 115		1- 1		72		90		75		.56111 76		10		10	
TOTALS		RPI 1-25		RPI 26-50		W-L RECORDS		RPI 51-100		RPI 101-150		RPI 150+								
17- 13		0- 4		1- 2		OVERALL		4- 6		2- 1		10- 0								
8- 4		0- 1		1- 1		HOME		2- 2		2- 0		3- 0								
5- 8		0- 2		0- 1		AWAY		1- 4		0- 1		4- 0								
4- 1		0- 1		0- 0		NEUTRAL		1- 0		0- 0		3- 0								
10- 7		0- 3		0- 2		NON-CONFERENCE		3- 2		1- 0		6- 0								
3- 2		0- 0		0- 1		HOME		1- 1		1- 0		1- 0								
3- 4		0- 2		0- 1		AWAY		1- 1		0- 0		2- 0								
4- 1		0- 1		0- 0		NEUTRAL		1- 0		0- 0		3- 0								
7- 6		0- 1		1- 0		CONFERENCE		1- 4		1- 1		4- 0								
5- 2		0- 1		1- 0		HOME		1- 1		1- 0		2- 0								
2- 4		0- 0		0- 0		AWAY		0- 3		0- 1		2- 0								
0- 0		0- 0		0- 0		NEUTRAL		0- 0		0- 0		0- 0								
RPI S	Opponent		Score		RPI S	Opponent		Score		RPI S	Opponent		Score		RPI S	Opponent		Score		
11 A	North Carolina		1	3	30 H	Miami (Fla.)		3	2	53 H	Pennsylvania		3	0	128 H	Valparaiso		3	2	
21 H	Notre Dame		0	3	38 H	George Mason		0	3	58 A	American		2	3	135 A	St. John's (N.Y.)		2	3	
23 A	Michigan St.		0	3	44 A	Duke		0	3	69 A	Pittsburgh		1	3	146 H	Syracuse		3	1	
24 N	South Carolina		0	3						75 H	Virginia Tech		3	1	156 A	Virginia		3	1	
										77 H	Maryland		1	3	160 A	West Virginia		3	2	
										80 A	Rutgers		0	3	168 A	Seton Hall		3	0	
										83 N	Col. of Charleston		3	0	195 H	Boston College		3	0	
										85 H	Villanova		2	3	200 A	Delaware		3	2	
										89 A	George Washington		3	0	203 H	Long Island		3	0	
										98 A	Connecticut		0	3	232 N	William & Mary		3	0	
															280 N	Oakland		3	0	
															290 N	Campbell		3	0	
															294 H	Providence		3	0	
					LAST 10 GAMES															
					168 A	Seton Hall		3	0	200 A	Delaware		3	2						
					80 A	Rutgers		0	3	98 A	Connecticut		0	3						
					294 H	Providence		3	0	135 A	St. John's (N.Y.)		2	3						
					195 H	Boston College		3	0	58 A	American		2	3						
					85 H	Villanova		2	3	146 H	Syracuse		3	1						

Non-Div. I Games:

Georgetown

Average RPI Win: 176		WON-LOST RECORD		WINNING PCT. RANK		LAST 10 GAMES		STRENGTH OF SCHEDULE		OPP. STRENGTH OF SCHEDULE		TEAM RPI		ADJ RPI		CONF. RPI		ADJ CONF. RPI	
DIV. I ONLY		17- 11		.60714 99		6- 4		76		111		78		.54987 80		9		11	
DIV. I NON-CONF.		11- 4		.73333 51		0- 0		76		131		42		.58925 43		10		10	
TOTALS		RPI 1-25		RPI 26-50		W-L RECORDS		RPI 51-100		RPI 101-150		RPI 150+							
17- 11		0- 3		1- 3		OVERALL		3- 4		1- 1		12- 0							
3- 4		0- 1		0- 0		HOME		1- 2		0- 1		2- 0							
6- 6		0- 2		1- 2		AWAY		1- 2		1- 0		3- 0							
8- 1		0- 0		0- 1		NEUTRAL		1- 0		0- 0		7- 0							
11- 4		0- 2		1- 2		NON-CONFERENCE		2- 0		0- 0		8- 0							
0- 0		0- 0		0- 0		HOME		0- 0		0- 0		0- 0							
3- 3		0- 2		1- 1		AWAY		1- 0		0- 0		1- 0							
8- 1		0- 0		0- 1		NEUTRAL		1- 0		0- 0		7- 0							
6- 7		0- 1		0- 1		CONFERENCE		1- 4		1- 1		4- 0							
3- 4		0- 1		0- 0		HOME		1- 2		0- 1		2- 0							
3- 3		0- 0		0- 1		AWAY		0- 2		1- 0		2- 0							
0- 0		0- 0		0- 0		NEUTRAL		0- 0		0- 0		0- 0							
RPI	S	Opponent		Score		RPI	S	Opponent		Score		RPI	S	Opponent		Score			
11	A	North Carolina		0	3	30	A	Miami (Fla.)		0	3	69	H	Pittsburgh		2	3		
17	A	Penn St.		0	3	37	A	Temple		3	2	75	A	Virginia Tech		2	3		
21	H	Notre Dame		0	3	41	N	Akron		1	3	79	H	Georgetown		3	0		
						44	A	Duke		0	3	85	H	Villanova		1	3		
												89	A	George Washington		3	1		
												93	N	New Hampshire		3	1		
												98	A	Connecticut		1	3		
														135 A St. John's (N.Y.)		3	1		
														146 H Syracuse		2	3		
														158 A Northeastern		3	0		
														160 H West Virginia		3	1		
														168 H Seton Hall		3	1		
														178 N Liberty		3	0		
														192 N Morgan St.		3	0		
														194 N Brown		3	1		
														195 A Boston College		3	1		
														222 N St. Peter's		3	0		
														251 N Radford		3	1		
														264 N Quinnipiac		3	0		
														290 N Campbell		3	0		
														294 A Providence		3	1		
LAST 10 GAMES																			
						85	H	Villanova		1	3	69	H	Pittsburgh		2	3		
						79	H	Georgetown		3	0	294	A	Providence		3	1		
						98	A	Connecticut		1	3	195	A	Boston College		3	1		
						135	A	St. John's (N.Y.)		3	1	168	H	Seton Hall		3	1		
						160	H	West Virginia		3	1	75	A	Virginia Tech		2	3		

Non-Div. I Games:

Rutgers

Average RPI Win:	108	WON-LOST	WINNING	LAST 10	STRENGTH OF	OPP. STRENGTH	TEAM	ADJ	CONF.	ADJ CONF.	
Average RPI Loss:	50	RECORD	PCT. RANK	GAMES	SCHEDULE	OF SCHEDULE	RPI	RPI	RPI	RPI	
DIV. I ONLY		14- 15	.48276 166	6- 4	32	22	79	.54916 81	3	3	
DIV. I NON-CONF.		5- 4	.55556 135	0- 0	43	42	65	.5726 67	3	3	
<hr/>											
TOTALS	RPI 1-25	RPI 26-50		W-L RECORDS	RPI 51-100		RPI 101-150		RPI 150+		
14- 15	0- 3	2- 8		OVERALL	5- 2		3- 1		4- 1		
8- 5	0- 1	2- 3		HOME	3- 1		1- 0		2- 0		
4- 8	0- 1	0- 4		AWAY	2- 1		0- 1		2- 1		
2- 2	0- 1	0- 1		NEUTRAL	0- 0		2- 0		0- 0		
<hr/>											
5- 4	0- 1	0- 2		NON-CONFERENCE	3- 0		2- 0		0- 1		
2- 1	0- 0	0- 1		HOME	2- 0		0- 0		0- 0		
1- 1	0- 0	0- 0		AWAY	1- 0		0- 0		0- 1		
2- 2	0- 1	0- 1		NEUTRAL	0- 0		2- 0		0- 0		
<hr/>											
9- 11	0- 2	2- 6		CONFERENCE	2- 2		1- 1		4- 0		
6- 4	0- 1	2- 2		HOME	1- 1		1- 0		2- 0		
3- 7	0- 1	0- 4		AWAY	1- 1		0- 1		2- 0		
0- 0	0- 0	0- 0		NEUTRAL	0- 0		0- 0		0- 0		
<hr/>											
RPI S	Opponent	Score	RPI S	Opponent	Score	RPI S	Opponent	Score	RPI S	Opponent	Score
4 A	Nebraska	0 3	26 A	Kansas St.	2 3	56 A	Kansas	0 3	107 N	Kentucky	3 0
4 H	Nebraska	0 3	26 H	Kansas St.	2 3	56 H	Kansas	3 0	148 N	Fairfield	3 0
22 N	Ball St.	2 3	31 N	California	0 3	60 A	Colorado	3 0	150 A	Baylor	0 3
			32 H	Arizona St.	2 3	60 H	Colorado	1 3	150 H	Baylor	3 1
			36 A	Texas	1 3	73 H	Clemson	3 1	154 A	Iowa St.	3 0
			36 H	Texas	0 3	82 A	Hofstra	3 0	154 H	Iowa St.	3 0
			39 A	Texas A&M	2 3	91 H	New Mexico St.	3 0	176 A	Oklahoma	3 0
			39 H	Texas A&M	3 1				176 H	Oklahoma	3 0
			42 A	Missouri	0 3				182 A	UNLV	1 3
			42 H	Missouri	3 1						
<hr/>											
LAST 10 GAMES											
			42 A	Missouri	0 3	150 H	Baylor	3 1			
			154 H	Iowa St.	3 0	176 A	Oklahoma	3 0			
			39 H	Texas A&M	3 1	56 H	Kansas	3 0			
			60 A	Colorado	3 0	4 A	Nebraska	0 3			
			36 A	Texas	1 3	26 H	Kansas St.	2 3			

Non-Div. I Games:

Texas Tech

Average RPI Win: 185		WON-LOST	WINNING	LAST 10	STRENGTH OF		OPP. STRENGTH	TEAM	ADJ		CONF.	ADJ CONF.
Average RPI Loss: 106		RECORD	PCT. RANK	GAMES	SCHEDULE		OF SCHEDULE	RPI	RPI		RPI	RPI
DIV. I ONLY		24- 7	.77419	30	7- 3		211	145	76		.54844	82
DIV. I NON-CONF.		11- 3	.78571	32	2- 0		236	136	99		.53438	101
TOTALS		RPI 1-25	RPI 26-50		W-L RECORDS		RPI 51-100		RPI 101-150		RPI 150+	
24- 7		0- 0	1- 1		OVERALL		3- 4		4- 0		16- 2	
15- 3		0- 0	0- 1		HOME		2- 2		3- 0		10- 0	
7- 4		0- 0	1- 0		AWAY		1- 2		1- 0		4- 2	
2- 0		0- 0	0- 0		NEUTRAL		0- 0		0- 0		2- 0	
11- 3		0- 0	0- 0		NON-CONFERENCE		0- 2		4- 0		7- 1	
8- 2		0- 0	0- 0		HOME		0- 2		3- 0		5- 0	
1- 1		0- 0	0- 0		AWAY		0- 0		1- 0		0- 1	
2- 0		0- 0	0- 0		NEUTRAL		0- 0		0- 0		2- 0	
13- 4		0- 0	1- 1		CONFERENCE		3- 2		0- 0		9- 1	
7- 1		0- 0	0- 1		HOME		2- 0		0- 0		5- 0	
6- 3		0- 0	1- 0		AWAY		1- 2		0- 0		4- 1	
0- 0		0- 0	0- 0		NEUTRAL		0- 0		0- 0		0- 0	
RPI S	Opponent	Score	RPI S	Opponent	Score	RPI S	Opponent	Score	RPI S	Opponent	Score	
			38 A	George Mason	3 1	56 H	Kansas	0 3	107 H	Kentucky	3 1	
			38 H	George Mason	1 3	81 H	Texas Tech	0 3	117 H	Morehead St.	3 0	
						90 A	James Madison	1 3	135 A	St. John's (N.Y.)	3 0	
						90 A	James Madison	0 3	148 H	Fairfield	3 1	
						90 H	James Madison	3 1	152 H	Yale	3 0	
						100 A	Towson	3 0	180 A	Va. Commonwealth	2 3	
						100 H	Towson	3 0	180 H	Va. Commonwealth	3 0	
									193 N	Stetson	3 0	
									200 A	Delaware	3 0	
									200 H	Delaware	3 0	
									203 H	Long Island	3 0	
									209 A	Air Force	1 3	
									216 N	San Francisco	3 0	
									222 H	St. Peter's	3 0	
									232 A	William & Mary	3 0	
									232 H	William & Mary	3 0	
									244 A	Drexel	3 0	
									244 H	Drexel	3 0	
									250 A	UNC Wilmington	3 0	
									250 H	UNC Wilmington	3 0	
									284 H	Marist	3 0	
									299 H	St. Francis (N.Y.)	3 0	
LAST 10 GAMES												
			90 A	James Madison	0 3	90 H	James Madison	3 1				
			232 A	William & Mary	3 0	250 A	UNC Wilmington	3 0				
			180 A	Va. Commonwealth	2 3	244 H	Drexel	3 0				
			152 H	Yale	3 0	135 A	St. John's (N.Y.)	3 0				
			38 H	George Mason	1 3	100 H	Towson	3 0				

Non-Div. I Games:

Hofstra

Average RPI Win:	205	WON-LOST RECORD	WINNING PCT. RANK	LAST 10 GAMES	STRENGTH OF SCHEDULE	OPP. STRENGTH OF SCHEDULE	TEAM RPI	ADJ RPI	CONF. RPI	ADJ CONF. RPI	
DIV. I ONLY	29- 6	.82857	16	9- 1	238	193	80	.54835	83	21	21
DIV. I NON-CONF.	8- 4	.66667	79	0- 1	289	143	187	.47133	184	24	22
<hr/>											
TOTALS	RPI 1-25	RPI 26-50	W-L RECORDS		RPI 51-100	RPI 101-150		RPI 150+			
29- 6	0- 1	0- 0	OVERALL		5- 2	3- 2		21- 1			
12- 2	0- 0	0- 0	HOME		2- 0	2- 1		8- 1			
12- 2	0- 0	0- 0	AWAY		2- 1	1- 1		9- 0			
5- 2	0- 1	0- 0	NEUTRAL		1- 1	0- 0		4- 0			
<hr/>											
8- 4	0- 1	0- 0	NON-CONFERENCE		0- 1	0- 1		8- 1			
2- 2	0- 0	0- 0	HOME		0- 0	0- 1		2- 1			
3- 0	0- 0	0- 0	AWAY		0- 0	0- 0		3- 0			
3- 2	0- 1	0- 0	NEUTRAL		0- 1	0- 0		3- 0			
<hr/>											
21- 2	0- 0	0- 0	CONFERENCE		5- 1	3- 1		13- 0			
10- 0	0- 0	0- 0	HOME		2- 0	2- 0		6- 0			
9- 2	0- 0	0- 0	AWAY		2- 1	1- 1		6- 0			
2- 0	0- 0	0- 0	NEUTRAL		1- 0	0- 0		1- 0			
<hr/>											
RPI S	Opponent	Score	RPI S	Opponent	Score	RPI S	Opponent	Score	RPI S	Opponent	Score
21 N	Notre Dame	1 3				79 N	Georgetown	0 3	111 H	Weber St.	2 3
						96 A	Davidson	3 2	129 A	Western Caro.	3 0
						96 A	Davidson	3 0	129 H	Western Caro.	3 0
						96 H	Davidson	3 2	144 A	Furman	2 3
						99 A	Ga. Southern	2 3	144 H	Furman	3 1
						99 H	Ga. Southern	3 0	156 A	Virginia	3 2
						99 N	Ga. Southern	3 0	178 A	Liberty	3 2
									187 A	Appalachian St.	3 0
									187 H	Appalachian St.	3 2
									195 H	Boston College	0 3
									232 N	William & Mary	3 0
									235 A	East Tenn. St.	3 0
									235 H	East Tenn. St.	3 0
									235 N	East Tenn. St.	3 0
									238 H	Tennessee Tech	3 0
									240 A	Wofford	3 0
									240 H	Wofford	3 1
									246 A	Chattanooga	3 1
									246 H	Chattanooga	3 1
									250 N	UNC Wilmington	3 0
									267 A	UNC Greensboro	3 0
									267 H	UNC Greensboro	3 0
									270 A	Charleston So.	3 0
									270 H	Charleston So.	3 0
									288 A	Citadel	3 0
									288 H	Citadel	3 0
									307 N	Delaware St.	3 0
<hr/>											
			LAST 10 GAMES								
21 N	Notre Dame	1 3	246 H	Chattanooga	3 1	270 A	Charleston So.	3 0	288 A	Citadel	3 0
99 N	Ga. Southern	3 0	235 A	East Tenn. St.	3 0	270 H	Charleston So.	3 0	288 H	Citadel	3 0
96 A	Davidson	3 2	187 A	Appalachian St.	3 0	288 A	Citadel	3 0	288 H	Citadel	3 0
235 N	East Tenn. St.	3 0	288 H	Citadel	3 0	307 N	Delaware St.	3 0			
129 H	Western Caro.	3 0	267 A	UNC Greensboro	3 0						

Non-Div. I Games:

Col. of Charleston

Average RPI Win:		112	WON-LOST RECORD		WINNING PCT. RANK	LAST 10 GAMES	STRENGTH OF SCHEDULE		OPP. STRENGTH OF SCHEDULE	TEAM RPI	ADJ RPI	CONF. RPI	ADJ CONF. RPI
Average RPI Loss:		38	13- 16		.44828 181	4- 6	43		11	96	.54782 84	2	2
DIV. I ONLY			6- 3		.66667 79	0- 0	79		28	46	.58643 47	2	2
DIV. I NON-CONF.													
TOTALS		RPI 1-25	RPI 26-50		W-L RECORDS		RPI 51-100		RPI 101-150		RPI 150+		
13- 16		2- 9	1- 3		OVERALL		2- 3		4- 0		4- 1		
6- 6		1- 4	1- 0		HOME		1- 2		1- 0		2- 0		
4- 10		1- 5	0- 3		AWAY		1- 1		2- 0		0- 1		
3- 0		0- 0	0- 0		NEUTRAL		0- 0		1- 0		2- 0		
6- 3		0- 1	0- 2		NON-CONFERENCE		1- 0		2- 0		3- 0		
2- 0		0- 0	0- 0		HOME		1- 0		0- 0		1- 0		
1- 3		0- 1	0- 2		AWAY		0- 0		1- 0		0- 0		
3- 0		0- 0	0- 0		NEUTRAL		0- 0		1- 0		2- 0		
7- 13		2- 8	1- 1		CONFERENCE		1- 3		2- 0		1- 1		
4- 6		1- 4	1- 0		HOME		0- 2		1- 0		1- 0		
3- 7		1- 4	0- 1		AWAY		1- 1		1- 0		0- 1		
0- 0		0- 0	0- 0		NEUTRAL		0- 0		0- 0		0- 0		
RPI S	Opponent	Score	RPI S	Opponent	Score	RPI S	Opponent	Score	RPI S	Opponent	Score		
3 A	Florida	0 3	28 A	Loyola (Ill.)	2 3	61 A	Northwestern	1 3	108 A	Brigham Young	3 0		
6 A	Minnesota	3 2	33 A	Utah	1 3	61 H	Northwestern	2 3	114 N	Rhode Island	3 0		
6 H	Minnesota	1 3	43 A	Michigan	0 3	65 A	Indiana	3 1	141 A	Purdue	3 0		
15 A	Wisconsin	0 3	43 H	Michigan	3 0	65 H	Indiana	2 3	141 H	Purdue	3 1		
15 H	Wisconsin	3 1				98 H	Connecticut	3 0	153 N	UAB	3 0		
17 A	Penn St.	0 3							165 N	Northern Ill.	3 0		
17 H	Penn St.	0 3							166 A	Iowa	1 3		
20 A	Ohio St.	0 3							166 H	Iowa	3 0		
20 H	Ohio St.	2 3							239 H	Arkansas St.	3 0		
23 A	Michigan St.	2 3											
23 H	Michigan St.	1 3											
			LAST 10 GAMES										
			65 A	Indiana	3 1	15 A	Wisconsin	0 3					
			20 A	Ohio St.	0 3	17 A	Penn St.	0 3					
			43 H	Michigan	3 0	141 A	Purdue	3 0					
			23 H	Michigan St.	1 3	166 H	Iowa	3 0					
			61 A	Northwestern	1 3	6 H	Minnesota	1 3					

Non-Div. I Games:

Illinois

Average RPI Win:		169	WON-LOST RECORD		WINNING PCT. RANK		LAST 10 GAMES		STRENGTH OF SCHEDULE		OPP. STRENGTH OF SCHEDULE		TEAM RPI		ADJ RPI		CONF. RPI		ADJ CONF. RPI	
Average RPI Loss:		73																		
DIV. I ONLY			18- 16		.52941 143		7- 3		38		129		84		.54662 85		9		11	
DIV. I NON-CONF.			11- 10		.52381 159		1- 2		35		141		74		.55943 78		10		10	
TOTALS			RPI 1-25		RPI 26-50		W-L RECORDS		RPI 51-100		RPI 101-150		RPI 150+							
18- 16			0- 4		1- 2		OVERALL		2- 7		6- 1		9- 2							
9- 3			0- 1		1- 1		HOME		0- 1		3- 0		5- 0							
6- 8			0- 1		0- 1		AWAY		2- 4		2- 0		2- 2							
3- 5			0- 2		0- 0		NEUTRAL		0- 2		1- 1		2- 0							
11- 10			0- 3		1- 1		NON-CONFERENCE		0- 4		4- 1		6- 1							
6- 0			0- 0		1- 0		HOME		0- 0		2- 0		3- 0							
2- 5			0- 1		0- 1		AWAY		0- 2		1- 0		1- 1							
3- 5			0- 2		0- 0		NEUTRAL		0- 2		1- 1		2- 0							
7- 6			0- 1		0- 1		CONFERENCE		2- 3		2- 0		3- 1							
3- 3			0- 1		0- 1		HOME		0- 1		1- 0		2- 0							
4- 3			0- 0		0- 0		AWAY		2- 2		1- 0		1- 1							
0- 0			0- 0		0- 0		NEUTRAL		0- 0		0- 0		0- 0							
RPI	S	Opponent		Score		RPI	S	Opponent		Score		RPI	S	Opponent		Score				
9	N	Georgia Tech		0	3	30	H	Miami (Fla.)		0	3	53	N	Pennsylvania		0	3			
10	N	Northern Iowa		0	3	37	H	Temple		3	2	68	N	Tennessee		0	3			
17	A	Penn St.		0	3	38	A	George Mason		0	3	69	A	Pittsburgh		0	3			
21	H	Notre Dame		1	3							75	H	Virginia Tech		1	3			
												79	A	Georgetown		3	2			
												80	A	Rutgers		3	1			
												88	A	Manhattan		1	3			
												98	A	Connecticut		0	3			
												100	A	Towson		2	3			

Non-Div. I Games:

Villanova

Average RPI Win:	159	WON-LOST RECORD	WINNING PCT. RANK	LAST 10 GAMES	STRENGTH OF SCHEDULE	OPP. STRENGTH OF SCHEDULE	TEAM RPI	ADJ RPI	CONF. RPI	ADJ CONF. RPI	
Average RPI Loss:	62										
DIV. I ONLY	19- 11	.63333	87	8- 2	125	83	85	.54623	86	7	6
DIV. I NON-CONF.	9- 3	.75	42	2- 0	106	94	48	.58287	53	6	6
<hr/>											
TOTALS	RPI 1-25	RPI 26-50		W-L RECORDS	RPI 51-100		RPI 101-150		RPI 150+		
19- 11	0- 4	0- 2		OVERALL	3- 3		5- 0		11- 2		
8- 5	0- 2	0- 1		HOME	1- 2		1- 0		6- 0		
6- 6	0- 2	0- 1		AWAY	2- 1		1- 0		3- 2		
5- 0	0- 0	0- 0		NEUTRAL	0- 0		3- 0		2- 0		
9- 3	0- 0	0- 2		NON-CONFERENCE	2- 0		3- 0		4- 1		
3- 1	0- 0	0- 1		HOME	1- 0		0- 0		2- 0		
1- 2	0- 0	0- 1		AWAY	1- 0		0- 0		0- 1		
5- 0	0- 0	0- 0		NEUTRAL	0- 0		3- 0		2- 0		
10- 8	0- 4	0- 0		CONFERENCE	1- 3		2- 0		7- 1		
5- 4	0- 2	0- 0		HOME	0- 2		1- 0		4- 0		
5- 4	0- 2	0- 0		AWAY	1- 1		1- 0		3- 1		
0- 0	0- 0	0- 0		NEUTRAL	0- 0		0- 0		0- 0		
RPI S	Opponent	Score	RPI S	Opponent	Score	RPI S	Opponent	Score	RPI S	Opponent	Score
8 A	UC Santa Barb.	0 3	34 A	San Diego	1 3	52 A	Cal Poly	2 3	103 N	San Jose St.	3 1
8 H	UC Santa Barb.	0 3	35 H	Santa Clara	0 3	52 H	Cal Poly	1 3	123 A	Utah St.	3 1
19 A	Long Beach St.	0 3				57 A	Pacific (Cal.)	3 1	123 H	Utah St.	3 0
19 H	Long Beach St.	1 3				57 H	Pacific (Cal.)	1 3	124 N	Georgia St.	3 0
						72 A	San Diego St.	3 2	144 N	Furman	3 1
						90 H	James Madison	3 0	151 H	St. Mary's (Cal.)	3 0
									170 A	Cal St. Northridge	3 2
									170 H	Cal St. Northridge	3 1
									173 N	Northern Ariz.	3 1
									189 H	New Orleans	3 1
									191 A	Idaho	1 3
									191 H	Idaho	3 0
									209 A	Air Force	0 3
									220 A	UC Riverside	3 1
									220 H	UC Riverside	3 0
									230 A	Cal St. Fullerton	3 0
									230 H	Cal St. Fullerton	3 0
									241 N	Tex.-Pan American	3 0
<hr/>											
LAST 10 GAMES											
241 N	Tex.-Pan American	3 0	19 H	Long Beach St.	1 3						
103 N	San Jose St.	3 1	170 A	Cal St. Northridge	3 2						
123 H	Utah St.	3 0	57 A	Pacific (Cal.)	3 1						
191 H	Idaho	3 0	230 H	Cal St. Fullerton	3 0						
19 A	Long Beach St.	0 3	220 H	UC Riverside	3 0						

Non-Div. I Games:

UC Irvine



Average RPI Win: 179		WON-LOST	WINNING	LAST 10	STRENGTH OF		OPP. STRENGTH	TEAM	ADJ	CONF.	ADJ CONF.				
Average RPI Loss: 76		RECORD	PCT. RANK	GAMES	SCHEDULE		OF SCHEDULE	RPI	RPI	RPI	RPI				
DIV. I ONLY		21- 10	.67742	65	158		122	89	.54373	87	15	14			
DIV. I NON-CONF.		10- 5	.66667	79	187		105	110	.52611	112	16	15			
<hr/>															
TOTALS		RPI 1-25	RPI 26-50		W-L RECORDS		RPI 51-100		RPI 101-150		RPI 150+				
21- 10		0- 0	1- 5		OVERALL		0- 2		5- 2		15- 1				
8- 2		0- 0	1- 1		HOME		0- 1		1- 0		6- 0				
7- 5		0- 0	0- 2		AWAY		0- 1		1- 1		6- 1				
6- 3		0- 0	0- 2		NEUTRAL		0- 0		3- 1		3- 0				
10- 5		0- 0	0- 1		NON-CONFERENCE		0- 2		4- 1		6- 1				
2- 1		0- 0	0- 0		HOME		0- 1		0- 0		2- 0				
3- 2		0- 0	0- 0		AWAY		0- 1		1- 0		2- 1				
5- 2		0- 0	0- 1		NEUTRAL		0- 0		3- 1		2- 0				
11- 5		0- 0	1- 4		CONFERENCE		0- 0		1- 1		9- 0				
6- 1		0- 0	1- 1		HOME		0- 0		1- 0		4- 0				
4- 3		0- 0	0- 2		AWAY		0- 0		0- 1		4- 0				
1- 1		0- 0	0- 1		NEUTRAL		0- 0		0- 0		1- 0				
RPI	S	Opponent	Score	RPI	S	Opponent	Score	RPI	S	Opponent	Score				
				27	A	Eastern Wash.	0 3	54	H	Eastern Mich.	0 3	111	A	Weber St.	0 3
				27	H	Eastern Wash.	2 3	93	A	New Hampshire	2 3	111	H	Weber St.	3 1
				46	N	Fresno St.	1 3					112	N	UCF	3 0
				48	A	Sacramento St.	1 3					117	N	Morehead St.	3 2
				48	H	Sacramento St.	3 0					118	N	Southern Miss.	3 1
				48	N	Sacramento St.	2 3					125	N	Kent St.	2 3
												149	A	Butler	3 2
												167	H	Fla. Atlantic	3 0
												168	N	Seton Hall	3 0
												173	A	Northern Ariz.	3 1
												173	H	Northern Ariz.	3 1
												184	A	Indiana St.	2 3
												199	A	Portland St.	3 1
												199	H	Portland St.	3 1
												199	N	Portland St.	3 1
												211	A	Idaho St.	3 0
												211	H	Idaho St.	3 0
												212	A	Denver	3 0
												215	H	Gonzaga	3 0
												229	A	Montana	3 2
												229	H	Montana	3 2
												249	N	North Carolina St.	3 0
												265	A	Dartmouth	3 0
<hr/>															
LAST 10 GAMES															
				48	N	Sacramento St.	2 3	211	H	Idaho St.	3 0				
				199	N	Portland St.	3 1	111	H	Weber St.	3 1				
				229	H	Montana	3 2	199	A	Portland St.	3 1				
				48	A	Sacramento St.	1 3	27	A	Eastern Wash.	0 3				
				173	A	Northern Ariz.	3 1	229	A	Montana	3 2				

Non-Div. I Games: UNKNOWN

1 3

Montana St.

M  
a  
n  
h  
a  
t  
t  
a  
n

## Manhattan

RPI	S	Opponent	Score	
300	H	Rider	3	0
304	N	Wagner	3	0

Manhattan

M  
a  
n  
h  
a  
t  
t  
a  
n

M  
a  
n  
h  
a  
t  
t  
a  
n

Average RPI Win:	192	WON-LOST RECORD	WINNING PCT. RANK	LAST 10 GAMES	STRENGTH OF SCHEDULE	OPP. STRENGTH OF SCHEDULE	TEAM RPI	ADJ RPI	CONF. RPI	ADJ CONF. RPI	
DIV. I ONLY	19- 13	.59375	107	6- 4	85	154	95	.5427	89	12	12
DIV. I NON-CONF.	10- 6	.625	99	1- 0	127	191	101	.53496	100	14	14
TOTALS	RPI 1-25	RPI 26-50	W-L RECORDS	RPI 51-100	RPI 101-150	RPI 150+					
19- 13	0- 0	0- 5	OVERALL	2- 5	3- 3	14- 0					
7- 5	0- 0	0- 1	HOME	0- 3	2- 1	5- 0					
7- 5	0- 0	0- 1	AWAY	1- 2	1- 2	5- 0					
5- 3	0- 0	0- 3	NEUTRAL	1- 0	0- 0	4- 0					
10- 6	0- 0	0- 2	NON-CONFERENCE	0- 4	0- 0	10- 0					
3- 2	0- 0	0- 0	HOME	0- 2	0- 0	3- 0					
3- 2	0- 0	0- 0	AWAY	0- 2	0- 0	3- 0					
4- 2	0- 0	0- 2	NEUTRAL	0- 0	0- 0	4- 0					
9- 7	0- 0	0- 3	CONFERENCE	2- 1	3- 3	4- 0					
4- 3	0- 0	0- 1	HOME	0- 1	2- 1	2- 0					
4- 3	0- 0	0- 1	AWAY	1- 0	1- 2	2- 0					
1- 1	0- 0	0- 1	NEUTRAL	1- 0	0- 0	0- 0					
RPI S	Opponent	Score	RPI S	Opponent	Score	RPI S	Opponent	Score			
			27 N	Eastern Wash.	0 3	51 A	Dayton	3 2			
			33 N	Utah	0 3	51 H	Dayton	1 3			
			37 A	Temple	1 3	51 N	Dayton	3 1			
			37 H	Temple	1 3	69 A	Pittsburgh	0 3			
			37 N	Temple	1 3	77 A	Maryland	0 3			
						79 H	Georgetown	0 3			
						80 H	Rutgers	1 3			
						</					

Non-Div. I Games:

George Washington

Average RPI Win:	184	WON-LOST RECORD	WINNING PCT. RANK	LAST 10 GAMES	STRENGTH OF SCHEDULE	OPP. STRENGTH OF SCHEDULE	TEAM RPI	ADJ RPI	CONF. RPI	ADJ CONF. RPI	
Average RPI Loss:	98										
DIV. I ONLY	21- 10	.67742	65	7- 3	135	158	82	.54175	90	17	17
DIV. I NON-CONF.	6- 6	.5	161	1- 1	160	155	161	.48625	162	17	17
<hr/>											
TOTALS	RPI 1-25	RPI 26-50		W-L RECORDS	RPI 51-100		RPI 101-150		RPI 150+		
21- 10	0- 0	1- 3		OVERALL	4- 4		0- 1		16- 2		
15- 3	0- 0	1- 1		HOME	3- 1		0- 1		11- 0		
5- 6	0- 0	0- 1		AWAY	1- 3		0- 0		4- 2		
1- 1	0- 0	0- 1		NEUTRAL	0- 0		0- 0		1- 0		
<hr/>											
6- 6	0- 0	0- 1		NON-CONFERENCE	0- 3		0- 1		6- 1		
5- 2	0- 0	0- 0		HOME	0- 1		0- 1		5- 0		
0- 3	0- 0	0- 0		AWAY	0- 2		0- 0		0- 1		
1- 1	0- 0	0- 1		NEUTRAL	0- 0		0- 0		1- 0		
<hr/>											
15- 4	0- 0	1- 2		CONFERENCE	4- 1		0- 0		10- 1		
10- 1	0- 0	1- 1		HOME	3- 0		0- 0		6- 0		
5- 3	0- 0	0- 1		AWAY	1- 1		0- 0		4- 1		
0- 0	0- 0	0- 0		NEUTRAL	0- 0		0- 0		0- 0		
<hr/>											
RPI	S	Opponent	Score	RPI	S	Opponent	Score	RPI	S	Opponent	Score
				35	N	Santa Clara	0 3	75	A	Virginia Tech	2 3
				38	A	George Mason	2 3	77	H	Maryland	1 3
				38	H	George Mason	3 2	82	A	Hofstra	1 3
				38	H	George Mason	2 3	82	H	Hofstra	3 0
								82	H	Hofstra	3 1
								86	A	UC Irvine	0 3
								100	A	Towson	3 1
								100	H	Towson	3 0

Non-Div. I Games:

James Madison

Average RPI Win:		203	WON-LOST RECORD		WINNING PCT. RANK		LAST 10 GAMES		STRENGTH OF SCHEDULE		OPP. STRENGTH OF SCHEDULE		TEAM RPI		ADJ RPI		CONF. RPI		ADJ CONF. RPI		
DIV. I ONLY			26- 7		.78788 25		8- 2		234		159		86		.54166 91		20		20		
DIV. I NON-CONF.			11- 4		.73333 51		1- 0		213		114		106		.52834 110		19		18		
TOTALS		RPI 1-25		RPI 26-50		W-L RECORDS		RPI 51-100		RPI 101-150		RPI 150+									
26- 7		0- 2		0- 0		OVERALL		0- 3		1- 0		25- 2									
11- 1		0- 0		0- 0		HOME		0- 1		0- 0		11- 0									
9- 4		0- 1		0- 0		AWAY		0- 1		0- 0		9- 2									
6- 2		0- 1		0- 0		NEUTRAL		0- 1		1- 0		5- 0									
11- 4		0- 2		0- 0		NON-CONFERENCE		0- 1		1- 0		10- 1									
4- 0		0- 0		0- 0		HOME		0- 0		0- 0		4- 0									
3- 3		0- 1		0- 0		AWAY		0- 1		0- 0		3- 1									
4- 1		0- 1		0- 0		NEUTRAL		0- 0		1- 0		3- 0									
15- 3		0- 0		0- 0		CONFERENCE		0- 2		0- 0		15- 1									
7- 1		0- 0		0- 0		HOME		0- 1		0- 0		7- 0									
6- 1		0- 0		0- 0		AWAY		0- 0		0- 0		6- 1									
2- 1		0- 0		0- 0		NEUTRAL		0- 1		0- 0		2- 0									
RPI	S	Opponent			Score		RPI	S	Opponent			Score		RPI	S	Opponent			Score		
11	A	North Carolina			0 3				76	H	Western Ky.			2 3		135	N	St. John's (N.Y.) 3 0			
15	N	Wisconsin			1 3				76	N	Western Ky.			2 3		159	A	New Mexico 2 3			
									81	A	Texas Tech			0 3		159	H	New Mexico 3 1			
																161	A	La.-Lafayette 0 3			
																161	H	La.-Lafayette 3 0			
																163	A	UTEP 3 0			
																163	H	UTEP 3 0			
																164	A	Ark.-Little Rock 3 1			
																169	A	Wis.-Green Bay 3 0			
																173	H	Northern Ariz. 3 0			
																183	A	North Texas 3 1			
																183	H	North Texas 3 0			
																189	A	New Orleans 3 1			
																189	H	New Orleans 3 0			
																189	N	New Orleans 3 1			
																199	N	Portland St. 3 0			
																206	H	Middle Tenn. 3 0			
																206	N	Middle Tenn. 3 0			
																210	A	Florida Int'l 3 0			
																212	A	Denver 3 0			
																212	H	Denver 3 0			
																239	H	Arkansas St. 3 1			
																241	A	Tex.-Pan American 3 0			
																241	H	Tex.-Pan American 3 0			
																266	N	Drake 3 0			
																272	A	South Ala. 3 1			
																272	H	South Ala. 3 0			
<hr/>																					
						LAST 10 GAMES															
						76	N	Western Ky.			2	3	241	A	Tex.-Pan American			3	0		
						206	N	Middle Tenn.			3	0	183	A	North Texas			3	1		
						189	N	New Orleans			3	1	161	A	La.-Lafayette			0	3		
						189	H	New Orleans			3	0	239	H	Arkansas St.			3	1		
						272	H	South Ala.			3	0	212	A	Denver			3	0		

Non-Div. I Games:

New Mexico St.

RPI	S	Opponent	Score	
291	N	Western Ill.	3	0

New Mexico St.

N  
e  
w  
M  
e  
x  
i  
c  
o  
S  
t  
.

N  
e  
w  
M  
e  
x  
i  
c  
o  
S  
t  
.

Average RPI Win:	170	WON-LOST	WINNING	LAST 10	STRENGTH OF	OPP. STRENGTH	TEAM	ADJ	CONF.	ADJ CONF.	
Average RPI Loss:	106	RECORD	PCT. RANK	GAMES	SCHEDULE	OF SCHEDULE	RPI	RPI	RPI	RPI	
DIV. I ONLY	22- 12	.64706	77	7- 3	128	148	92	.54151	92	19	19
DIV. I NON-CONF.	7- 5	.58333	117	1- 0	122	74	98	.54121	96	18	19
<hr/>											
TOTALS	RPI 1-25	RPI 26-50		W-L RECORDS	RPI 51-100		RPI 101-150		RPI 150+		
22- 12	0- 0	1- 3		OVERALL	1- 2		8- 5		12- 2		
10- 3	0- 0	1- 0		HOME	1- 1		4- 1		4- 1		
10- 5	0- 0	0- 1		AWAY	0- 1		4- 2		6- 1		
2- 4	0- 0	0- 2		NEUTRAL	0- 0		0- 2		2- 0		
<hr/>											
7- 5	0- 0	0- 2		NON-CONFERENCE	0- 0		3- 3		4- 0		
1- 0	0- 0	0- 0		HOME	0- 0		1- 0		0- 0		
4- 1	0- 0	0- 0		AWAY	0- 0		2- 1		2- 0		
2- 4	0- 0	0- 2		NEUTRAL	0- 0		0- 2		2- 0		
<hr/>											
15- 7	0- 0	1- 1		CONFERENCE	1- 2		5- 2		8- 2		
9- 3	0- 0	1- 0		HOME	1- 1		3- 1		4- 1		
6- 4	0- 0	0- 1		AWAY	0- 1		2- 1		4- 1		
0- 0	0- 0	0- 0		NEUTRAL	0- 0		0- 0		0- 0		
<hr/>											
RPI S	Opponent	Score	RPI S	Opponent	Score	RPI S	Opponent	Score	RPI S	Opponent	Score
			30 N	Miami (Fla.)	1 3	70 A	Lamar	1 3	103 N	San Jose St.	1 3
			49 N	Georgia	2 3	70 H	Lamar	1 3	109 H	Rice	3 2
			50 A	Texas-Arlington	0 3	70 H	Lamar	3 0	112 A	UCF	3 2
			50 H	Texas-Arlington	3 1				113 A	Wichita St.	1 3
									122 A	McNeese St.	3 2
									122 H	McNeese St.	2 3
									130 A	Nicholls St.	0 3
									130 H	Nicholls St.	3 1
									131 N	Miami (Ohio)	1 3
									142 A	Southeastern La.	3 1
									142 H	Southeastern La.	3 1
									142 H	Southeastern La.	3 2
									143 A	Louisiana Tech	3 2
									158 N	Northeastern	3 2
									159 N	New Mexico	3 1
									175 A	TCU	3 1
									193 A	Stetson	3 0
									201 A	Sam Houston St.	3 1
									201 H	Sam Houston St.	2 3
									207 A	Southwest Tex. St.	2 3
									207 H	Southwest Tex. St.	3 2
									218 A	Texas-San Antonio	3 0
									218 H	Texas-San Antonio	3 0
									248 A	Northwestern St.	3 1
									248 H	Northwestern St.	3 0
									277 A	La.-Monroe	3 0
									277 H	La.-Monroe	3 0
<hr/>											
LAST 10 GAMES											
			70 H	Lamar	1 3	50 H	Texas-Arlington	3 1	218 A	Texas-San Antonio	3 0
			142 H	Southeastern La.	3 2	109 H	Rice	3 2	248 A	Northwestern St.	3 1
			142 A	Southeastern La.	3 1	70 A	Lamar	1 3	248 H	Northwestern St.	3 0
			130 A	Nicholls St.	0 3	122 A	McNeese St.	3 2	277 A	La.-Monroe	3 0
			218 H	Texas-San Antonio	3 0	277 H	La.-Monroe	3 0	277 H	La.-Monroe	3 0

Non-Div. I Games:

Stephen F. Austin





Average RPI Win:	180	WON-LOST RECORD	WINNING PCT. RANK	LAST 10 GAMES	STRENGTH OF SCHEDULE	OPP. STRENGTH OF SCHEDULE	TEAM RPI	ADJ RPI	CONF. RPI	ADJ CONF. RPI		
DIV. I ONLY		14- 15	.48276	166	4- 6	59	81	103	.53931	94	16	16
DIV. I NON-CONF.		3- 7	.3	250	0- 3	11	4	79	.56233	75	12	12
<hr/>												
TOTALS	RPI 1-25	RPI 26-50		W-L RECORDS		RPI 51-100		RPI 101-150		RPI 150+		
14- 15	0- 6	1- 2		OVERALL		3- 4		1- 3		9- 0		
8- 7	0- 3	1- 0		HOME		2- 2		0- 2		5- 0		
6- 4	0- 2	0- 0		AWAY		1- 1		1- 1		4- 0		
0- 4	0- 1	0- 2		NEUTRAL		0- 1		0- 0		0- 0		
3- 7	0- 4	1- 2		NON-CONFERENCE		1- 1		0- 0		1- 0		
3- 3	0- 2	1- 0		HOME		1- 1		0- 0		1- 0		
0- 1	0- 1	0- 0		AWAY		0- 0		0- 0		0- 0		
0- 3	0- 1	0- 2		NEUTRAL		0- 0		0- 0		0- 0		
11- 8	0- 2	0- 0		CONFERENCE		2- 3		1- 3		8- 0		
5- 4	0- 1	0- 0		HOME		1- 1		0- 2		4- 0		
6- 3	0- 1	0- 0		AWAY		1- 1		1- 1		4- 0		
0- 1	0- 0	0- 0		NEUTRAL		0- 1		0- 0		0- 0		
RPI S	Opponent	Score	RPI S	Opponent	Score	RPI S	Opponent	Score	RPI S	Opponent	Score	
2 H	Stanford	0 3	39 N	Texas A&M	1 3	55 A	Southwest Mo. St.	1 3	101 A	Bradley	3 2	
3 N	Florida	0 3	40 H	Florida St.	3 0	55 H	Southwest Mo. St.	0 3	101 H	Bradley	1 3	
10 A	Northern Iowa	0 3	49 N	Georgia	2 3	62 H	Alabama	1 3	113 A	Wichita St.	2 3	
10 H	Northern Iowa	0 3				95 A	Southern Ill.	3 2	113 H	Wichita St.	1 3	
15 A	Wisconsin	0 3				95 H	Southern Ill.	3 0	165 H	Northern Ill.	3 1	
21 H	Notre Dame	1 3				95 N	Southern Ill.	1 3	184 A	Indiana St.	3 0	
						97 H	Marshall	3 1	184 H	Indiana St.	3 1	
									247 A	Creighton	3 0	
									247 H	Creighton	3 0	
									263 A	Evansville	3 0	
									263 H	Evansville	3 0	
									266 A	Drake	3 0	
									266 H	Drake	3 0	
			LAST 10 GAMES									
			49 N	Georgia	2 3	266 H	Drake	3 0				
			3 N	Florida	0 3	247 H	Creighton	3 0				
			95 N	Southern Ill.	1 3	184 A	Indiana St.	3 0				
			101 A	Bradley	3 2	21 H	Notre Dame	1 3				
			10 A	Northern Iowa	0 3	113 A	Wichita St.	2 3				

Non-Div. I Games:

Illinois St.

Average RPI Win:	184	WON-LOST RECORD	WINNING PCT. RANK	LAST 10 GAMES	STRENGTH OF SCHEDULE	OPP. STRENGTH OF SCHEDULE	TEAM RPI	ADJ RPI	CONF. RPI	ADJ CONF. RPI	
Average RPI Loss:	78										
DIV. I ONLY	23- 10	.69697	58	7- 3	187	137	97	.5391	95	16	16
DIV. I NON-CONF.	9- 3	.75	42	0- 0	214	176	111	.52594	113	12	12
<hr/>											
TOTALS	RPI 1-25	RPI 26-50		W-L RECORDS	RPI 51-100		RPI 101-150		RPI 150+		
23- 10	0- 3	0- 0		OVERALL	3- 4		3- 2		17- 1		
9- 5	0- 1	0- 0		HOME	1- 1		1- 2		7- 1		
7- 4	0- 1	0- 0		AWAY	0- 3		2- 0		5- 0		
7- 1	0- 1	0- 0		NEUTRAL	2- 0		0- 0		5- 0		
<hr/>											
9- 3	0- 0	0- 0		NON-CONFERENCE	0- 1		0- 1		9- 1		
3- 2	0- 0	0- 0		HOME	0- 0		0- 1		3- 1		
1- 1	0- 0	0- 0		AWAY	0- 1		0- 0		1- 0		
5- 0	0- 0	0- 0		NEUTRAL	0- 0		0- 0		5- 0		
<hr/>											
14- 7	0- 3	0- 0		CONFERENCE	3- 3		3- 1		8- 0		
6- 3	0- 1	0- 0		HOME	1- 1		1- 1		4- 0		
6- 3	0- 1	0- 0		AWAY	0- 2		2- 0		4- 0		
2- 1	0- 1	0- 0		NEUTRAL	2- 0		0- 0		0- 0		
<hr/>											
RPI S	Opponent	Score	RPI S	Opponent	Score	RPI S	Opponent	Score	RPI S	Opponent	Score
10 A	Northern Iowa	0 <div>3</div>				55 A	Southwest Mo. St.	0 <div>3</div>	101 A	Bradley	3 1
10 H	Northern Iowa	0 <div>3</div>				55 H	Southwest Mo. St.	3 1	101 H	Bradley	3 2
10 N	Northern Iowa	0 <div>3</div>				55 N	Southwest Mo. St.	3 2	102 H	Southeast Mo. St.	1 <div>3</div>
						67 A	Tenn.-Martin	1 <div>3</div>	113 A	Wichita St.	3 1
						94 A	Illinois St.	0 <div>3</div>	113 H	Wichita St.	0 <div>3</div>
						94 H	Illinois St.	2 <div>3</div>	155 H	Murray St.	3 0
						94 N	Illinois St.	3 1	169 N	Wis.-Green Bay	3 0
									179 H	Central Mich.	3 0
									183 N	North Texas	3 1
									184 A	Indiana St.	3 1
									184 H	Indiana St.	3 1
									186 N	Mississippi St.	3 2
									207 A	Southwest Tex. St.	3 1
									209 N	Air Force	3 0
									217 N	IPFW	3 0
									224 H	UMKC	2 <div>3</div>
									247 A	Creighton	3 1
									247 H	Creighton	3 0
									263 A	Evansville	3 1
									263 H	Evansville	3 0
									266 A	Drake	3 0
									266 H	Drake	3 0
									291 H	Western Ill.	3 0
			LAST 10 GAMES								
			10 N	Northern Iowa	0 <div>3</div>	263 H	Evansville	3 0			
			55 N	Southwest Mo. St.	3 2	10 A	Northern Iowa	0 <div>3</div>			
			94 N	Illinois St.	3 1	101 A	Bradley	3 1			
			113 H	Wichita St.	0 <div>3</div>	266 H	Drake	3 0			
			55 H	Southwest Mo. St.	3 1	247 H	Creighton	3 0			

Non-Div. I Games:

Southern Ill.

D  
a  
v  
i  
d  
s  
o  
n

Davidson

Davidson

Average RPI Win:	185	WON-LOST RECORD	WINNING PCT. RANK	LAST 10 GAMES	STRENGTH OF SCHEDULE	OPP. STRENGTH OF SCHEDULE	TEAM RPI	ADJ RPI	CONF. RPI	ADJ CONF. RPI	
DIV. I ONLY	20- 12	.625	90	5- 5	143	140	100	.53758	97	13	13
DIV. I NON-CONF.	9- 4	.69231	66	0- 0	212	170	129	.5156	126	13	13
TOTALS	RPI 1-25	RPI 26-50		W-L RECORDS		RPI 51-100		RPI 101-150		RPI 150+	
20- 12	0- 1	1- 2		OVERALL		1- 6		5- 3		13- 0	
10- 1	0- 0	1- 0		HOME		1- 1		4- 0		4- 0	
5- 9	0- 1	0- 1		AWAY		0- 4		0- 3		5- 0	
5- 2	0- 0	0- 1		NEUTRAL		0- 1		1- 0		4- 0	
9- 4	0- 0	0- 1		NON-CONFERENCE		0- 2		2- 1		7- 0	
2- 0	0- 0	0- 0		HOME		0- 0		1- 0		1- 0	
2- 2	0- 0	0- 0		AWAY		0- 1		0- 1		2- 0	
5- 2	0- 0	0- 1		NEUTRAL		0- 1		1- 0		4- 0	
11- 8	0- 1	1- 1		CONFERENCE		1- 4		3- 2		6- 0	
8- 1	0- 0	1- 0		HOME		1- 1		3- 0		3- 0	
3- 7	0- 1	0- 1		AWAY		0- 3		0- 2		3- 0	
0- 0	0- 0	0- 0		NEUTRAL		0- 0		0- 0		0- 0	
RPI	S	Opponent	Score	RPI	S	Opponent	Score	RPI	S	Opponent	Score
22	A	Ball St.	1 3	40	N	Florida St.	0 3	54	A	Eastern Mich.	2 3
				41	A	Akron	2 3	54	A	Eastern Mich.	1 3
				41	H	Akron	3 2	54	H	Eastern Mich.	0 3
								62	N	Alabama	1 3
								64	A	Ohio	0 3
								64	H	Ohio	3 1
								94	A	Illinois St.	1 3
		</									

Non-Div. I Games:

Marshall

Average RPI Win:	127	WON-LOST RECORD	WINNING PCT. RANK	LAST 10 GAMES	STRENGTH OF SCHEDULE	OPP. STRENGTH OF SCHEDULE	TEAM RPI	ADJ RPI	CONF. RPI	ADJ CONF. RPI	
DIV. I ONLY		14- 15	.48276 166	6- 4	33	87	94	.53752 98	9	11	
DIV. I NON-CONF.		5- 10	.33333 234	0- 1	38	79	128	.51364 130	10	10	
<hr/>											
TOTALS	RPI 1-25	RPI 26-50		W-L RECORDS	RPI 51-100		RPI 101-150		RPI 150+		
14- 15	0- 3	1- 4		OVERALL	6- 3		3- 2		4- 3		
10- 5	0- 1	1- 1		HOME	5- 1		1- 1		3- 1		
3- 8	0- 1	0- 2		AWAY	1- 2		1- 1		1- 2		
1- 2	0- 1	0- 1		NEUTRAL	0- 0		1- 0		0- 0		
5- 10	0- 1	1- 3		NON-CONFERENCE	1- 3		2- 1		1- 2		
4- 5	0- 1	1- 1		HOME	1- 1		1- 1		1- 1		
0- 4	0- 0	0- 1		AWAY	0- 2		0- 0		0- 1		
1- 1	0- 0	0- 1		NEUTRAL	0- 0		1- 0		0- 0		
9- 5	0- 2	0- 1		CONFERENCE	5- 0		1- 1		3- 1		
6- 0	0- 0	0- 0		HOME	4- 0		0- 0		2- 0		
3- 4	0- 1	0- 1		AWAY	1- 0		1- 1		1- 1		
0- 1	0- 1	0- 0		NEUTRAL	0- 0		0- 0		0- 0		
<hr/>											
RPI S	Opponent	Score	RPI S	Opponent	Score	RPI S	Opponent	Score	RPI S	Opponent	Score
19 H	Long Beach St.	0 3	26 N	Kansas St.	0 3	64 H	Ohio	0 3	114 H	Rhode Island	2 3
21 A	Notre Dame	1 3	30 A	Miami (Fla.)	0 3	69 H	Pittsburgh	3 1	126 N	Western Mich.	3 0
21 N	Notre Dame	1 3	37 H	Temple	3 2	74 H	Wis.-Milwaukee	3 0	135 A	St. John's (N.Y.)	2 3
			47 A	Colorado St.	0 3	75 A	Virginia Tech	3 0	146 A	Syracuse	3 0
			48 H	Sacramento St.	0 3	79 H	Georgetown	3 0	148 H	Fairfield	3 1
						80 H	Rutgers	3 1	158 A	Northeastern	0 3
						84 A	Illinois	0 3	160 H	West Virginia	3 0
						85 H	Villanova	3 0	168 H	Seton Hall	3 2
						93 A	New Hampshire	0 3	169 H	Wis.-Green Bay	0 3
									195 A	Boston College	2 3
									243 H	Jacksonville St.	3 0
									294 A	Providence	3 0
<hr/>											
			LAST 10 GAMES								
	21 N Notre Dame	1 3		30 A Miami (Fla.)	0 3						
	294 A Providence	3 0		75 A Virginia Tech	3 0						
	195 A Boston College	2 3		79 H Georgetown	3 0						
	80 H Rutgers	3 1		85 H Villanova	3 0						
	168 H Seton Hall	3 2		19 H Long Beach St.	0 3						

Non-Div. I Games:

Connecticut

Average RPI Win:	207	WON-LOST	WINNING	LAST 10	STRENGTH OF	OPP. STRENGTH	TEAM	ADJ	CONF.	ADJ CONF.	
Average RPI Loss:	114	RECORD	PCT. RANK	GAMES	SCHEDULE	OF SCHEDULE	RPI	RPI	RPI	RPI	
DIV. I ONLY	26- 9	.74286	42	8- 2	188	220	91	.53623	99	21	21
DIV. I NON-CONF.	6- 6	.5	161	0- 0	202	179	188	.46546	190	24	22
<hr/>											
TOTALS	RPI 1-25	RPI 26-50		W-L RECORDS		RPI 51-100		RPI 101-150		RPI 150+	
26- 9	0- 0	0- 2		OVERALL		3- 2		5- 2		18- 3	
13- 1	0- 0	0- 0		HOME		2- 0		3- 0		8- 1	
10- 3	0- 0	0- 1		AWAY		1- 1		1- 1		8- 0	
3- 5	0- 0	0- 1		NEUTRAL		0- 1		1- 1		2- 2	
<hr/>											
6- 6	0- 0	0- 2		NON-CONFERENCE		0- 0		1- 1		5- 3	
3- 1	0- 0	0- 0		HOME		0- 0		1- 0		2- 1	
2- 1	0- 0	0- 1		AWAY		0- 0		0- 0		2- 0	
1- 4	0- 0	0- 1		NEUTRAL		0- 0		0- 1		1- 2	
<hr/>											
20- 3	0- 0	0- 0		CONFERENCE		3- 2		4- 1		13- 0	
10- 0	0- 0	0- 0		HOME		2- 0		2- 0		6- 0	
8- 2	0- 0	0- 0		AWAY		1- 1		1- 1		6- 0	
2- 1	0- 0	0- 0		NEUTRAL		0- 1		1- 0		1- 0	
<hr/>											
RPI S	Opponent	Score	RPI S	Opponent	Score	RPI S	Opponent	Score	RPI S	Opponent	Score
			27 N	Eastern Wash.	0 3	83 A	Col. of Charleston	0 3	120 N	Xavier	1 3
			49 A	Georgia	2 3	83 H	Col. of Charleston	3 2	124 H	Georgia St.	3 0
						83 N	Col. of Charleston	0 3	129 A	Western Caro.	3 2
						96 A	Davidson	3 0	129 H	Western Caro.	3 1
						96 H	Davidson	3 0	144 A	Furman	0 3
									144 H	Furman	3 1
									144 N	Furman	3 1
									154 N	Iowa St.	1 3
									167 A	Fla. Atlantic	3 2
									171 H	Memphis	1 3
									187 A	Appalachian St.	3 0
									187 H	Appalachian St.	3 1
									193 N	Stetson	2 3
									234 H	Samford	3 1
									235 A	East Tenn. St.	3 1
									235 H	East Tenn. St.	3 1
									240 A	Wofford	3 0
									240 H	Wofford	3 0
									246 A	Chattanooga	3 1
									246 H	Chattanooga	3 0
									246 N	Chattanooga	3 0
			LAST 10 GAMES						267 A	UNC Greensboro	3 0
			83 N	Col. of Charleston	0 3	96 H	Davidson	3 0	267 H	UNC Greensboro	3 0
			144 N	Furman	3 1	267 H	UNC Greensboro	3 0	270 H	Charleston So.	3 1
			246 N	Chattanooga	3 0	129 H	Western Caro.	3 1	275 N	Bethune-Cookman	3 0
			240 A	Wofford	3 0	246 H	Chattanooga	3 0	288 A	Citadel	3 0
			144 A	Furman	0 3	235 A	East Tenn. St.	3 1	288 H	Citadel	3 0

Non-Div. I Games:

Ga. Southern



RPI	S	Opponent	Score	
308	A	Savannah St.	3	0

Ga. Southern

G  
a  
.  
S  
o  
u  
t  
h  
e  
r  
n

G  
a  
.  
S  
o  
u  
t  
h  
e  
r  
n

Towson						Through Games Of Dec. 21, 2002							
Average RPI Win: 211 Average RPI Loss: 96		WON-LOST RECORD	WINNING PCT. RANK	LAST 10 GAMES	STRENGTH OF SCHEDULE	OPP. STRENGTH OF SCHEDULE	TEAM RPI	ADJ RPI	CONF. RPI	ADJ CONF. RPI			
DIV. I ONLY		23- 10	.69697	58	5- 5	164	199	98	.53574	100	17	17	
DIV. I NON-CONF.		13- 2	.86667	14	1- 0	169	253	69	.56762	71	17	17	
<hr/>													
TOTALS		RPI 1-25	RPI 26-50		W-L RECORDS		RPI 51-100		RPI 101-150		RPI 150+		
23- 10		0- 0	0- 3		OVERALL		2- 5		1- 0		20- 2		
7- 4		0- 0	0- 1		HOME		1- 2		0- 0		6- 1		
9- 5		0- 0	0- 1		AWAY		0- 3		1- 0		8- 1		
7- 1		0- 0	0- 1		NEUTRAL		1- 0		0- 0		6- 0		
<hr/>													
13- 2		0- 0	0- 0		NON-CONFERENCE		2- 1		1- 0		10- 1		
3- 0		0- 0	0- 0		HOME		1- 0		0- 0		2- 0		
4- 2		0- 0	0- 0		AWAY		0- 1		1- 0		3- 1		
6- 0		0- 0	0- 0		NEUTRAL		1- 0		0- 0		5- 0		
<hr/>													
10- 8		0- 0	0- 3		CONFERENCE		0- 4		0- 0		10- 1		
4- 4		0- 0	0- 1		HOME		0- 2		0- 0		4- 1		
5- 3		0- 0	0- 1		AWAY		0- 2		0- 0		5- 0		
1- 1		0- 0	0- 1		NEUTRAL		0- 0		0- 0		1- 0		
<hr/>													
RPI S	Opponent	Score	RPI S	Opponent	Score	RPI S	Opponent	Score	RPI S	Opponent	Score		
			38 A	George Mason	1 3	77 A	Maryland	0 3	135 A	St. John's (N.Y.)	3 1		
			38 H	George Mason	0 3	82 A	Hofstra	0 3	177 A	UMBC	3 1		
			38 N	George Mason	1 3	82 H	Hofstra	0 3	180 A	Va. Commonwealth	3 1		
						85 H	Villanova	3 2	180 H	Va. Commonwealth	3 0		
						88 N	Manhattan	3 1	180 N	Va. Commonwealth	3 2		
						90 A	James Madison	0 3	192 H	Morgan St.	3 0		
						90 H	James Madison	1 3	194 A	Brown	1 3		
									200 A	Delaware	3 0		
									200 H	Delaware	3 1		
									203 N	Long Island	3 2		
									213 H	Loyola (Md.)	3 0		
									225 N	Iona	3 2		
									232 A	William & Mary	3 0		
									232 H	William & Mary	0 3		
									237 A	La Salle	3 1		
									244 A	Drexel	3 1		
									244 H	Drexel	3 0		
									250 A	UNC Wilmington	3 1		
									250 H	UNC Wilmington	3 0		
									274 N	Siena	3 0		
									281 N	Fairleigh Dickinson	3 0		
									281 N	Fairleigh Dickinson	3 0		
									309 A	Coppin St.	3 0		
<hr/>													
LAST 10 GAMES													
			38 N	George Mason	1 3	38 A	George Mason	1 3					
			180 N	Va. Commonwealth	3 2	90 A	James Madison	0 3					
			250 A	UNC Wilmington	3 1	180 H	Va. Commonwealth	3 0					
			200 H	Delaware	3 1	232 H	William & Mary	0 3					
			85 H	Villanova	3 2	82 A	Hofstra	0 3					

Non-Div. I Games:

Towson

Average RPI Win: 187		WON-LOST RECORD		WINNING PCT. RANK		LAST 10 GAMES		STRENGTH OF SCHEDULE		OPP. STRENGTH OF SCHEDULE		TEAM RPI		ADJ RPI		CONF. RPI		ADJ CONF. RPI	
Average RPI Loss: 65																			
DIV. I ONLY		19- 12		.6129 97		3- 7		162		119		109		.53563 101		16		16	
DIV. I NON-CONF.		7- 4		.63636 95		0- 1		173		99		115		.53 109		12		12	
TOTALS		RPI 1-25		RPI 26-50		W-L RECORDS		RPI 51-100		RPI 101-150		RPI 150+							
19- 12		1- 2		0- 2		OVERALL		1- 6		4- 2		13- 0							
12- 5		1- 1		0- 1		HOME		0- 3		3- 0		8- 0							
6- 6		0- 1		0- 0		AWAY		1- 3		1- 2		4- 0							
1- 1		0- 0		0- 1		NEUTRAL		0- 0		0- 0		1- 0							
7- 4		0- 0		0- 2		NON-CONFERENCE		0- 1		2- 1		5- 0							
5- 1		0- 0		0- 1		HOME		0- 0		1- 0		4- 0							
1- 2		0- 0		0- 0		AWAY		0- 1		1- 1		0- 0							
1- 1		0- 0		0- 1		NEUTRAL		0- 0		0- 0		1- 0							
12- 8		1- 2		0- 0		CONFERENCE		1- 5		2- 1		8- 0							
7- 4		1- 1		0- 0		HOME		0- 3		2- 0		4- 0							
5- 4		0- 1		0- 0		AWAY		1- 2		0- 1		4- 0							
0- 0		0- 0		0- 0		NEUTRAL		0- 0		0- 0		0- 0							
RPI S	Opponent	Score		RPI S	Opponent	Score		RPI S	Opponent	Score		RPI S	Opponent	Score					
10 A	Northern Iowa	2	3	28 H	Loyola (Ill.)	0	3	55 A	Southwest Mo. St.	2	3	102 H	Southeast Mo. St.	3	0				
10 H	Northern Iowa	0	3	44 N	Duke	0	3	55 H	Southwest Mo. St.	0	3	104 A	Loyola Marymount	0	3				
10 H	Northern Iowa	3	1					71 A	St. Louis	2	3	113 A	Wichita St.	0	3				
								94 A	Illinois St.	3	1	113 H	Wichita St.	3	0				
								94 H	Illinois St.	2	3	113 H	Wichita St.	3	0				
								95 A	Southern Ill.	2	3	134 A	Ill.-Chicago	3	0				
								95 H	Southern Ill.	1	3	166 H	Iowa	3	0				
												176 N	Oklahoma	3	0				
												184 A	Indiana St.	3	0				
												184 H	Indiana St.	3	1				
												214 H	IUPUI	3	0				
												236 H	DePaul	3	0				
												247 A	Creighton	3	0				
												247 H	Creighton	3	1				
												263 A	Evansville	3	1				
												263 H	Evansville	3	0				
												266 A	Drake	3	0				
												266 H	Drake	3	0				
												272 H	South Ala.	3	0				
				LAST 10 GAMES															
				10 H	Northern Iowa	0	3	113 A	Wichita St.	0	3								
				113 H	Wichita St.	3	0	28 H	Loyola (Ill.)	0	3								
				94 H	Illinois St.	2	3	263 H	Evansville	3	0								
				184 H	Indiana St.	3	1	95 H	Southern Ill.	1	3								
				55 A	Southwest Mo. St.	2	3	10 A	Northern Iowa	2	3								

Non-Div. I Games:

Bradley

[illegible]

**Non-Div. I Games:**

Southeast Mo. St.

Average RPI Win:		148	WON-LOST RECORD		WINNING PCT. RANK	LAST 10 GAMES	STRENGTH OF SCHEDULE		OPP. STRENGTH OF SCHEDULE	TEAM RPI	ADJ RPI	CONF. RPI	ADJ CONF. RPI										
Average RPI Loss:		64																					
DIV. I ONLY			15- 17		.46875 173		4- 6		41		58		99		.5338 103		8		8				
DIV. I NON-CONF.			7- 10		.41176 200		1- 2		78		37		126		.5151 127		11		11				
TOTALS		RPI 1-25		RPI 26-50		W-L RECORDS		RPI 51-100		RPI 101-150		RPI 150+											
15- 17		0- 5		0- 6		OVERALL		4- 2		4- 1		7- 3											
4- 4		0- 1		0- 2		HOME		1- 0		2- 0		1- 1											
5- 9		0- 3		0- 3		AWAY		0- 1		1- 0		4- 2											
6- 4		0- 1		0- 1		NEUTRAL		3- 1		1- 1		2- 0											
7- 10		0- 2		0- 4		NON-CONFERENCE		3- 1		0- 1		4- 2											
0- 2		0- 0		0- 1		HOME		0- 0		0- 0		0- 1											
2- 5		0- 2		0- 2		AWAY		0- 0		0- 0		2- 1											
5- 3		0- 0		0- 1		NEUTRAL		3- 1		0- 1		2- 0											
8- 7		0- 3		0- 2		CONFERENCE		1- 1		4- 0		3- 1											
4- 2		0- 1		0- 1		HOME		1- 0		2- 0		1- 0											
3- 4		0- 1		0- 1		AWAY		0- 1		1- 0		2- 1											
1- 1		0- 1		0- 0		NEUTRAL		0- 0		1- 0		0- 0											
RPI	S	Opponent		Score		RPI	S	Opponent		Score		RPI	S	Opponent		Score		RPI	S	Opponent		Score	
2	A	Stanford		1	3	31	A	California		0	3	52	N	Cal Poly		3	1	109	H	Rice		3	2
5	A	Hawaii		0	3	33	N	Utah		0	3	63	A	Nevada		1	3	109	N	Rice		3	2
5	H	Hawaii		0	3	35	A	Santa Clara		2	3	63	H	Nevada		3	1	131	N	Miami (Ohio)		2	3
5	N	Hawaii		0	3	46	A	Fresno St.		0	3	67	N	Tenn.-Martin		3	1	139	H	Southern Methodist		3	1
19	A	Long Beach St.		0	3	46	H	Fresno St.		2	3	86	N	UC Irvine		1	3	143	A	Louisiana Tech		3	1
						48	H	Sacramento St.		1	3	92	N	Stephen F. Austin		3	1	151	A	St. Mary's (Cal.)		3	2
																		151	H	St. Mary's (Cal.)		2	3
																		163	A	UTEP		1	3
																		173	N	Northern Ariz.		3	1
																		175	A	TCU		3	0
																		185	A	Tulsa		3	1
																		216	A	San Francisco		1	3
																		241	N	Tex.-Pan American		3	0
																		261	A	Boise St.		3	0
																		261	H	Boise St.		3	0
LAST 10 GAMES																							
19	A	Long Beach St.		0	3	5	H	Hawaii		0	3	261	H	Boise St.		3	0	46	A	Fresno St.		0	3
241	N	Tex.-Pan American		3	0	46	A	Fresno St.		0	3	63	H	Nevada		3	1	46	H	Fresno St.		2	3
86	N	UC Irvine		1	3																		
5	N	Hawaii		0	3																		
109	N	Rice		3	2																		

Non-Div. I Games:

San Jose St.

Average RPI Win:	156	WON-LOST RECORD	WINNING PCT. RANK	LAST 10 GAMES	STRENGTH OF SCHEDULE	OPP. STRENGTH OF SCHEDULE	TEAM RPI	ADJ RPI	CONF. RPI	ADJ CONF. RPI					
DIV. I ONLY		15- 12	.55556	130	4- 6	121	56	104	.53355	104	6	7			
DIV. I NON-CONF.		9- 4	.69231	66	0- 0	82	49	47	.58857	45	7	7			
<hr/>															
TOTALS	RPI 1-25	RPI 26-50		W-L RECORDS		RPI 51-100		RPI 101-150		RPI 150+					
15- 12	1- 3	0- 5		OVERALL		3- 2		1- 0		10- 2					
11- 4	1- 1	0- 3		HOME		2- 0		1- 0		7- 0					
3- 7	0- 2	0- 2		AWAY		1- 1		0- 0		2- 2					
1- 1	0- 0	0- 0		NEUTRAL		0- 1		0- 0		1- 0					
<hr/>															
9- 4	1- 1	0- 1		NON-CONFERENCE		3- 2		1- 0		4- 0					
7- 1	1- 0	0- 1		HOME		2- 0		1- 0		3- 0					
1- 2	0- 1	0- 0		AWAY		1- 1		0- 0		0- 0					
1- 1	0- 0	0- 0		NEUTRAL		0- 1		0- 0		1- 0					
<hr/>															
6- 8	0- 2	0- 4		CONFERENCE		0- 0		0- 0		6- 2					
4- 3	0- 1	0- 2		HOME		0- 0		0- 0		4- 0					
2- 5	0- 1	0- 2		AWAY		0- 0		0- 0		2- 2					
0- 0	0- 0	0- 0		NEUTRAL		0- 0		0- 0		0- 0					
<hr/>															
RPI S	Opponent	Score		RPI S	Opponent	Score		RPI S	Opponent	Score		RPI S	Opponent	Score	
7 A	Pepperdine	0	3	34 A	San Diego	0	3	60 H	Colorado	3	0	101 H	Bradley	3	0
7 H	Pepperdine	1	3	34 H	San Diego	0	3	65 N	Indiana	2	3	151 A	St. Mary's (Cal.)	1	3
8 A	UC Santa Barb.	1	3	35 A	Santa Clara	1	3	71 H	St. Louis	3	2	151 H	St. Mary's (Cal.)	3	1
21 H	Notre Dame	3	1	35 H	Santa Clara	2	3	72 A	San Diego St.	3	2	176 H	Oklahoma	3	0
				44 H	Duke	0	3	77 A	Maryland	2	3	195 N	Boston College	3	0
												196 A	Portland	1	3
												196 H	Portland	3	0
												211 H	Idaho St.	3	0
												215 A	Gonzaga	3	1
												215 H	Gonzaga	3	0
												216 A	San Francisco	3	0
												216 H	San Francisco	3	1
												230 H	Cal St. Fullerton	3	0
<hr/>															
				LAST 10 GAMES											
				34 A	San Diego	0	3	196 A	Portland	1	3				
				151 A	St. Mary's (Cal.)	1	3	215 A	Gonzaga	3	1				
				35 H	Santa Clara	2	3	151 H	St. Mary's (Cal.)	3	1				
				216 H	San Francisco	3	1	34 H	San Diego	0	3				
				7 A	Pepperdine	0	3	216 A	San Francisco	3	0				

Non-Div. I Games:

Loyola Marymount

Average RPI Win:		207	WON-LOST RECORD		WINNING PCT. RANK		LAST 10 GAMES		STRENGTH OF SCHEDULE		OPP. STRENGTH OF SCHEDULE		TEAM RPI		ADJ RPI		CONF. RPI		ADJ CONF. RPI			
Average RPI Loss:		46																				
DIV. I ONLY			22- 11		.66667 72		6- 4		196		139		106		.53238 105		27		26			
DIV. I NON-CONF.			9- 10		.47368 178		0- 3		64		27		90		.54417 90		26		26			
TOTALS		RPI 1-25		RPI 26-50		W-L RECORDS		RPI 51-100		RPI 101-150		RPI 150+										
22- 11		0- 6		0- 3		OVERALL		1- 0		5- 1		16- 1										
9- 0		0- 0		0- 0		HOME		0- 0		1- 0		8- 0										
9- 6		0- 3		0- 1		AWAY		0- 0		1- 1		8- 1										
4- 5		0- 3		0- 2		NEUTRAL		1- 0		3- 0		0- 0										
9- 10		0- 6		0- 3		NON-CONFERENCE		1- 0		4- 0		4- 1										
1- 0		0- 0		0- 0		HOME		0- 0		0- 0		1- 0										
4- 5		0- 3		0- 1		AWAY		0- 0		1- 0		3- 1										
4- 5		0- 3		0- 2		NEUTRAL		1- 0		3- 0		0- 0										
13- 1		0- 0		0- 0		CONFERENCE		0- 0		1- 1		12- 0										
8- 0		0- 0		0- 0		HOME		0- 0		1- 0		7- 0										
5- 1		0- 0		0- 0		AWAY		0- 0		0- 1		5- 0										
0- 0		0- 0		0- 0		NEUTRAL		0- 0		0- 0		0- 0										
RPI	S	Opponent		Score		RPI	S	Opponent		Score		RPI	S	Opponent		Score						
3	N	Florida		1	3	28	A	Loyola (Ill.)		1	3	51	N	Dayton		3	2	107	N	Kentucky	3	0
12	N	Louisville		1	3	32	N	Arizona St.		0	3			108		A	Brigham Young	3	0			
16	N	Washington St.		0	3	47	N	Colorado St.		0	3			110		N	Wake Forest	3	1			
18	A	Arkansas		0	3									128		A	Valparaiso	1	3			
19	A	Long Beach St.		0	3									128		H	Valparaiso	3	1			
24	A	South Carolina		0	3									150		N	Baylor	3	1			
														164		A	Ark.-Little Rock	3	1			
														176		A	Oklahoma	3	0			
														182		A	UNLV	0	3			
														214		A	IUPUI	3	2			
														214		H	IUPUI	3	0			
														214		H	IUPUI	3	1			
														224		A	UMKC	3	0			
														224		H	UMKC	3	0			
														224		H	UMKC	3	0			
														239		A	Arkansas St.	3	1			
														266		H	Drake	3	0			
														280		A	Oakland	3	0			
														280		H	Oakland	3	1			
														291		A	Western Ill.	3	0			
														291		H	Western Ill.	3	1			
														301		A	Chicago St.	3	1			
														301		H	Chicago St.	3	0			
LAST 10 GAMES																						
		16 N Washington St.		0	3			280 H Oakland		3	1			301 H Chicago St.		3	0					
		182 A UNLV		0	3			224 A UMKC		3	0											
		32 N Arizona St.		0	3			128 A Valparaiso		1	3											
		214 H IUPUI		3	1			214 A IUPUI		3	2											
		224 H UMKC		3	0			291 A Western Ill.		3	0											

Non-Div. I Games:

Oral Roberts

Average RPI Win: 154		WON-LOST	WINNING	LAST 10	STRENGTH OF	OPP. STRENGTH	TEAM	ADJ	CONF.	ADJ CONF.					
Average RPI Loss: 23		RECORD	PCT. RANK	GAMES	SCHEDULE	OF SCHEDULE	RPI	RPI	RPI	RPI					
DIV. I ONLY		8- 20	.28571	254	2- 8	7	8	110	.53203	106	1	1			
DIV. I NON-CONF.		6- 4	.6	109	1- 0	49	100	66	.57539	63	1	1			
<hr/>															
TOTALS		RPI 1-25		RPI 26-50		W-L RECORDS		RPI 51-100		RPI 101-150		RPI 150+			
8- 20		0- 13		2- 6		OVERALL		0- 0		1- 1		5- 0			
5- 10		0- 5		1- 4		HOME		0- 0		0- 1		4- 0			
3- 8		0- 6		1- 2		AWAY		0- 0		1- 0		1- 0			
0- 2		0- 2		0- 0		NEUTRAL		0- 0		0- 0		0- 0			
6- 4		0- 3		1- 1		NON-CONFERENCE		0- 0		0- 0		5- 0			
5- 1		0- 0		1- 1		HOME		0- 0		0- 0		4- 0			
1- 1		0- 1		0- 0		AWAY		0- 0		0- 0		1- 0			
0- 2		0- 2		0- 0		NEUTRAL		0- 0		0- 0		0- 0			
2- 16		0- 10		1- 5		CONFERENCE		0- 0		1- 1		0- 0			
0- 9		0- 5		0- 3		HOME		0- 0		0- 1		0- 0			
2- 7		0- 5		1- 2		AWAY		0- 0		1- 0		0- 0			
0- 0		0- 0		0- 0		NEUTRAL		0- 0		0- 0		0- 0			
RPI	S	Opponent		Score	RPI	S	Opponent		Score	RPI	S	Opponent		Score	
1	A	Southern California		0 3	27	H	Eastern Wash.		2 3			127	A	Oregon	3 0
1	H	Southern California		0 3	29	A	UCLA		0 3			127	H	Oregon	1 3
2	A	Stanford		2 3	29	H	UCLA		0 3			170	H	Cal St. Northridge	3 1
2	H	Stanford		0 3	31	A	California		3 0			191	H	Idaho	3 0
6	A	Minnesota		0 3	31	H	California		2 3			196	A	Portland	3 1
11	N	North Carolina		1 3	32	A	Arizona St.		0 3			211	H	Idaho St.	3 0
13	A	Arizona		0 3	32	H	Arizona St.		1 3			261	H	Boise St.	3 0
13	H	Arizona		0 3	42	H	Missouri		3 1						
16	A	Washington St.		0 3											
16	H	Washington St.		0 3											
22	N	Ball St.		2 3											
25	A	Washington		0 3											
25	H	Washington		1 3											
					LAST 10 GAMES										
					196	A	Portland		3 1	1	H	Southern California		0 3	
					16	H	Washington St.		0 3	29	H	UCLA		0 3	
					25	H	Washington		1 3	127	H	Oregon		1 3	
					13	A	Arizona		0 3	2	A	Stanford		2 3	
					32	A	Arizona St.		0 3	31	A	California		3 0	

Non-Div. I Games:

Oregon St.



Average RPI Win:		154	WON-LOST RECORD		WINNING PCT. RANK		LAST 10 GAMES		STRENGTH OF SCHEDULE		OPP. STRENGTH OF SCHEDULE		TEAM RPI		ADJ RPI		CONF. RPI		ADJ CONF. RPI			
DIV. I ONLY			13- 18		.41935 195		4- 6		40		43		111		.53171 107		5		5			
DIV. I NON-CONF.			7- 7		.5 161		1- 2		69		84		96		.54206 95		5		5			
TOTALS		RPI 1-25		RPI 26-50		W-L RECORDS		RPI 51-100		RPI 101-150		RPI 150+										
13- 18		0- 7		1- 1		OVERALL		1- 8		6- 2		5- 0										
7- 6		0- 3		1- 0		HOME		0- 3		3- 0		3- 0										
3- 8		0- 3		0- 1		AWAY		1- 3		0- 1		2- 0										
3- 4		0- 1		0- 0		NEUTRAL		0- 2		3- 1		0- 0										
7- 7		0- 1		0- 0		NON-CONFERENCE		0- 4		6- 2		1- 0										
3- 2		0- 1		0- 0		HOME		0- 1		3- 0		0- 0										
1- 2		0- 0		0- 0		AWAY		0- 1		0- 1		1- 0										
3- 3		0- 0		0- 0		NEUTRAL		0- 2		3- 1		0- 0										
6- 11		0- 6		1- 1		CONFERENCE		1- 4		0- 0		4- 0										
4- 4		0- 2		1- 0		HOME		0- 2		0- 0		3- 0										
2- 6		0- 3		0- 1		AWAY		1- 2		0- 0		1- 0										
0- 1		0- 1		0- 0		NEUTRAL		0- 0		0- 0		0- 0										
RPI S	Opponent		Score		RPI S	Opponent		Score		RPI S	Opponent		Score		RPI S	Opponent		Score				
3	A	Florida	0	3	49	A	Georgia	2	3	51	H	Dayton	0	3	105	N	Oral Roberts	0	3			
3	H	Florida	0	3	49	H	Georgia	3	2	62	A	Alabama	1	3	110	H	Wake Forest	3	1			
3	N	Florida	0	3						62	H	Alabama	1	3	112	A	UCF	1	3			
12	H	Louisville	0	3						66	N	Houston	0	3	113	N	Wichita St.	3	1			
18	A	Arkansas	1	3						68	A	Tennessee	2	3	117	H	Morehead St.	3	0			
24	A	South Carolina	0	3						68	H	Tennessee	1	3	121	N	Charlotte	3	2			
24	H	South Carolina	0	3						78	A	LSU	3	1	126	H	Western Mich.	3	1			
										81	N	Texas Tech	0	3	148	N	Fairfield	3	0			
										82	A	Hofstra	1	3	186	H	Mississippi St.	3	0			
															188	H	Mississippi	3	0			
															249	A	North Carolina St.	3	1			
															260	A	Auburn	3	0			
															260	H	Auburn	3	0			
				LAST 10 GAMES																		
					66	N	Houston	0	3	68	A	Tennessee	2	3								
					112	A	UCF	1	3	117	H	Morehead St.	3	0								
					3	N	Florida	0	3	78	A	LSU	3	1								
					3	A	Florida	0	3	188	H	Mississippi	3	0								
					49	A	Georgia	2	3	186	H	Mississippi St.	3	0								

Non-Div. I Games:

Kentucky

Average RPI Win:		146	WON-LOST RECORD		WINNING PCT. RANK		LAST 10 GAMES		STRENGTH OF SCHEDULE		OPP. STRENGTH OF SCHEDULE		TEAM RPI		ADJ RPI		CONF. RPI		ADJ CONF. RPI				
DIV. I ONLY			14- 19		.42424 193		5- 5		34		49		107		.52902 108		11		9				
DIV. I NON-CONF.			5- 11		.3125 241		0- 2		23		17		107		.5339 103		8		8				
TOTALS		RPI 1-25		RPI 26-50				W-L RECORDS		RPI 51-100				RPI 101-150				RPI 150+					
14- 19		0- 6		2- 5				OVERALL		0- 4				4- 2				8- 2					
4- 12		0- 5		0- 2				HOME		0- 2				3- 1				1- 2					
6- 5		0- 1		2- 2				AWAY		0- 1				1- 1				3- 0					
4- 2		0- 0		0- 1				NEUTRAL		0- 1				0- 0				4- 0					
5- 11		0- 6		0- 1				NON-CONFERENCE		0- 2				2- 2				3- 0					
2- 7		0- 5		0- 0				HOME		0- 1				2- 1				0- 0					
0- 3		0- 1		0- 1				AWAY		0- 0				0- 1				0- 0					
3- 1		0- 0		0- 0				NEUTRAL		0- 1				0- 0				3- 0					
9- 8		0- 0		2- 4				CONFERENCE		0- 2				2- 0				5- 2					
2- 5		0- 0		0- 2				HOME		0- 1				1- 0				1- 2					
6- 2		0- 0		2- 1				AWAY		0- 1				1- 0				3- 0					
1- 1		0- 0		0- 1				NEUTRAL		0- 0				0- 0				1- 0					
RPI	S	Opponent		Score		RPI	S	Opponent		Score		RPI	S	Opponent		Score		RPI	S	Opponent		Score	
1	H	Southern California		0	3	33	A	Utah		0	3	63	N	Nevada		2	3	105	H	Oral Roberts		0	3
3	H	Florida		0	3	33	H	Utah		1	3	72	A	San Diego St.		0	3	110	H	Wake Forest		3	2
5	H	Hawaii		0	3	33	N	Utah		0	3	72	H	San Diego St.		0	3	111	H	Weber St.		3	0
13	H	Arizona		1	3	39	A	Texas A&M		1	3	84	H	Illinois		0	3	123	A	Utah St.		2	3
16	A	Washington St.		0	3	47	A	Colorado St.		3	2							132	A	Wyoming		3	2
18	H	Arkansas		0	3	47	A	Colorado St.		3	2							132	H	Wyoming		3	2
						47	H	Colorado St.		0	3							159	A	New Mexico		3	0
																		159	H	New Mexico		3	0
																		161	N	La.-Lafayette		3	0
																		182	A	UNLV		3	2
																		182	H	UNLV		1	3
																		182	N	UNLV		3	2
																		201	N	Sam Houston St.		3	0
																		209	A	Air Force		3	1
																		209	H	Air Force		1	3
																		215	N	Gonzaga		3	1
LAST 10 GAMES																							
						13	H	Arizona		1	3	47	H	Colorado St.		0	3						
						5	H	Hawaii		0	3	132	H	Wyoming		3	2						
						33	N	Utah		0	3	33	H	Utah		1	3						
						47	A	Colorado St.		3	2	209	A	Air Force		3	1						
						182	N	UNLV		3	2	159	A	New Mexico		3	0						

Non-Div. I Games:

Brigham Young

Average RPI Win:	154	WON-LOST RECORD	WINNING PCT. RANK	LAST 10 GAMES	STRENGTH OF SCHEDULE	OPP. STRENGTH OF SCHEDULE	TEAM RPI	ADJ RPI	CONF. RPI	ADJ CONF. RPI		
Average RPI Loss:	78											
DIV. I ONLY		18- 16	.52941	143	4- 6	81	85	102	.52888	109	8	8
DIV. I NON-CONF.		10- 10	.5	161	0- 4	87	52	105	.53008	108	11	11
<hr/>												
TOTALS	RPI 1-25	RPI 26-50		W-L RECORDS		RPI 51-100		RPI 101-150		RPI 150+		
18- 16	0- 3	0- 4		OVERALL		3- 3		5- 4		10- 2		
9- 1	0- 0	0- 0		HOME		1- 1		3- 0		5- 0		
5- 9	0- 1	0- 3		AWAY		2- 1		1- 2		2- 2		
4- 6	0- 2	0- 1		NEUTRAL		0- 1		1- 2		3- 0		
10- 10	0- 2	0- 3		NON-CONFERENCE		2- 3		2- 1		6- 1		
3- 1	0- 0	0- 0		HOME		0- 1		1- 0		2- 0		
3- 4	0- 0	0- 2		AWAY		2- 1		0- 0		1- 1		
4- 5	0- 2	0- 1		NEUTRAL		0- 1		1- 1		3- 0		
8- 6	0- 1	0- 1		CONFERENCE		1- 0		3- 3		4- 1		
6- 0	0- 0	0- 0		HOME		1- 0		2- 0		3- 0		
2- 5	0- 1	0- 1		AWAY		0- 0		1- 2		1- 1		
0- 1	0- 0	0- 0		NEUTRAL		0- 0		0- 1		0- 0		
<hr/>												
RPI S	Opponent	Score	RPI S	Opponent	Score	RPI S	Opponent	Score	RPI S	Opponent	Score	
5 A	Hawaii	0 3	29 N	UCLA	0 3	63 H	Nevada	3 0	103 A	San Jose St.	2 3	
9 N	Georgia Tech	0 3	38 A	George Mason	2 3	66 A	Houston	3 1	103 N	San Jose St.	2 3	
10 N	Northern Iowa	0 3	46 A	Fresno St.	0 3	66 H	Houston	1 3	112 N	UCF	3 2	
			49 A	Georgia	0 3	68 A	Tennessee	3 0	122 H	McNeese St.	3 0	
						85 N	Villanova	2 3	139 A	Southern Methodist	3 2	
						92 A	Stephen F. Austin	2 3	139 H	Southern Methodist	3 1	
									143 A	Louisiana Tech	1 3	
									143 H	Louisiana Tech	3 0	
									149 N	Butler	2 3	
									156 N	Virginia	3 0	
									159 A	New Mexico	1 3	
									161 H	La.-Lafayette	3 0	
									163 A	UTEP	2 3	
									163 H	UTEP	3 0	
									175 H	TCU	3 0	
									178 N	Liberty	3 1	
									185 A	Tulsa	3 1	
									185 H	Tulsa	3 0	
									201 A	Sam Houston St.	3 2	
									254 N	East Caro.	3 0	
									261 H	Boise St.	3 0	
<hr/>												
LAST 10 GAMES												
149 N	Butler	2 3	139 A	Southern Methodist	3 2							
159 A	New Mexico	1 3	143 A	Louisiana Tech	1 3							
29 N	UCLA	0 3	92 A	Stephen F. Austin	2 3							
103 N	San Jose St.	2 3	185 H	Tulsa	3 0							
163 H	UTEP	3 0	143 H	Louisiana Tech	3 0							

Non-Div. I Games:

Rice

## Wake Forest

Through Games Of Dec. 21, 2002

Average RPI Win: 154		WON-LOST RECORD		WINNING PCT. RANK		LAST 10 GAMES		STRENGTH OF SCHEDULE		OPP. STRENGTH OF SCHEDULE		TEAM RPI		ADJ RPI		CONF. RPI		ADJ CONF. RPI	
DIV. I ONLY		14- 18		.4375 185		4- 6		64		36		113		.52816 110		4		4	
DIV. I NON-CONF.		8- 7		.53333 150		2- 0		95		62		100		.5387 99		4		4	
TOTALS		RPI 1-25		RPI 26-50		W-L RECORDS		RPI 51-100		RPI 101-150		RPI 150+							
14- 18		0- 6		1- 3		OVERALL		3- 6		2- 3		8- 0							
9- 7		0- 2		0- 2		HOME		3- 3		1- 0		5- 0							
4- 8		0- 3		1- 1		AWAY		0- 2		0- 2		3- 0							
1- 3		0- 1		0- 0		NEUTRAL		0- 1		1- 1		0- 0							
8- 7		0- 1		0- 0		NON-CONFERENCE		2- 3		2- 3		4- 0							
6- 2		0- 0		0- 0		HOME		2- 2		1- 0		3- 0							
1- 2		0- 0		0- 0		AWAY		0- 0		0- 2		1- 0							
1- 3		0- 1		0- 0		NEUTRAL		0- 1		1- 1		0- 0							
6- 11		0- 5		1- 3		CONFERENCE		1- 3		0- 0		4- 0							
3- 5		0- 2		0- 2		HOME		1- 1		0- 0		2- 0							
3- 6		0- 3		1- 1		AWAY		0- 2		0- 0		2- 0							
0- 0		0- 0		0- 0		NEUTRAL		0- 0		0- 0		0- 0							
RPI	S	Opponent		Score		RPI	S	Opponent		Score		RPI	S	Opponent		Score			
1	N	Southern California		1	3	40	A	Florida St.		1	3	51	N	Dayton		2	3		
9	A	Georgia Tech		0	3	40	H	Florida St.		1	3	62	H	Alabama		3	0		
9	A	Georgia Tech		0	3	44	A	Duke		3	0	64	H	Ohio		1	3		
9	H	Georgia Tech		1	3	44	H	Duke		1	3	72	H	San Diego St.		1	3		
11	A	North Carolina		0	3							73	A	Clemson		2	3		
11	H	North Carolina		1	3							73	H	Clemson		3	0		
												75	H	Virginia Tech		3	2		
												77	A	Maryland		0	3		
												77	H	Maryland		1	3		
														105 N Oral Roberts		1	3		
														107 A Kentucky		1	3		
														108 A Brigham Young		2	3		
														126 N Western Mich.		3	1		
														138 H Winthrop		3	0		
														153 H UAB		3	0		
														156 A Virginia		3	0		
														156 H Virginia		3	1		
														178 H Liberty		3	2		
														235 A East Tenn. St.		3	0		
														249 A North Carolina St.		3	1		
														249 H North Carolina St.		3	0		
														260 H Auburn		3	0		
LAST 10 GAMES																			
						62	H	Alabama		3	0	249	H	North Carolina St.		3	0		
						9	A	Georgia Tech		0	3	156	A	Virginia		3	0		
						73	A	Clemson		2	3	77	A	Maryland		0	3		
						9	A	Georgia Tech		0	3	44	H	Duke		1	3		
						11	H	North Carolina		1	3	235	A	East Tenn. St.		3	0		

Non-Div. I Games:

Wake Forest

Average RPI Win:		174	WON-LOST RECORD		WINNING PCT. RANK		LAST 10 GAMES		STRENGTH OF SCHEDULE		OPP. STRENGTH OF SCHEDULE		TEAM RPI		ADJ RPI		CONF. RPI		ADJ CONF. RPI				
Average RPI Loss:		82																					
DIV. I ONLY			18- 13		.58065 115		5- 5		130		118		108		.52773 111		15		14				
DIV. I NON-CONF.			8- 7		.53333 150		1- 3		168		87		143		.50393 141		16		15				
TOTALS		RPI 1-25		RPI 26-50		W-L RECORDS		RPI 51-100		RPI 101-150		RPI 150+											
18- 13		0- 1		2- 5		OVERALL		2- 2		0- 3		14- 2											
9- 4		0- 0		2- 1		HOME		1- 1		0- 2		6- 0											
6- 6		0- 0		0- 3		AWAY		1- 1		0- 1		5- 1											
3- 3		0- 1		0- 1		NEUTRAL		0- 0		0- 0		3- 1											
8- 7		0- 1		1- 1		NON-CONFERENCE		1- 1		0- 3		6- 1											
3- 3		0- 0		1- 0		HOME		0- 1		0- 2		2- 0											
3- 1		0- 0		0- 0		AWAY		1- 0		0- 1		2- 0											
2- 3		0- 1		0- 1		NEUTRAL		0- 0		0- 0		2- 1											
10- 6		0- 0		1- 4		CONFERENCE		1- 1		0- 0		8- 1											
6- 1		0- 0		1- 1		HOME		1- 0		0- 0		4- 0											
3- 5		0- 0		0- 3		AWAY		0- 1		0- 0		3- 1											
1- 0		0- 0		0- 0		NEUTRAL		0- 0		0- 0		1- 0											
RPI	S	Opponent		Score		RPI	S	Opponent		Score		RPI	S	Opponent		Score		RPI	S	Opponent		Score	
16	N	Washington St.		0 3		27	A	Eastern Wash.		0 3		70	H	Lamar		2 3		108	A	Brigham Young		0 3	
						27	A	Eastern Wash.		1 3		83	A	Col. of Charleston		3 2		123	H	Utah St.		2 3	
						27	H	Eastern Wash.		1 3		87	A	Montana St.		1 3		132	H	Wyoming		2 3	
						32	N	Arizona St.		0 3		87	H	Montana St.		3 0		153	H	UAB		3 0	
						33	H	Utah		3 1								173	A	Northern Ariz.		2 3	
						48	A	Sacramento St.		1 3								173	H	Northern Ariz.		3 2	
						48	H	Sacramento St.		3 0								173	N	Northern Ariz.		3 0	
																		182	A	UNLV		3 1	
																		195	N	Boston College		2 3	
																		199	A	Portland St.		3 1	
																		199	H	Portland St.		3 1	
																		207	N	Southwest Tex. St.		3 1	
																		211	A	Idaho St.		3 1	
																		211	H	Idaho St.		3 0	
																		220	H	UC Riverside		3 0	
																		229	A	Montana		3 1	
																		229	H	Montana		3 2	
																		238	N	Tennessee Tech		3 2	
																		261	A	Boise St.		3 1	
LAST 10 GAMES																							
						32	N	Arizona St.		0 3		123	H	Utah St.		2 3							
						182	A	UNLV		3 1		27	H	Eastern Wash.		1 3							
						27	A	Eastern Wash.		1 3		199	H	Portland St.		3 1							
						173	N	Northern Ariz.		3 0		229	A	Montana		3 1							
						211	A	Idaho St.		3 1		87	A	Montana St.		1 3							

Non-Div. I Games: UNKNOWN

1 3 Alas. Fairbanks

3 1

**Mesa St.**

**3 0**

Weber St.

Average RPI Win:		204	WON-LOST RECORD		WINNING PCT. RANK		LAST 10 GAMES		STRENGTH OF SCHEDULE		OPP. STRENGTH OF SCHEDULE		TEAM RPI		ADJ RPI		CONF. RPI		ADJ CONF. RPI	
Average RPI Loss:		91																		
DIV. I ONLY			22- 13		.62857 88		7- 3		135		179		101		.52728 112		25		25	
DIV. I NON-CONF.			10- 12		.45455 186		3- 2		90		108		130		.50839 132		25		25	
TOTALS		RPI 1-25		RPI 26-50		W-L RECORDS		RPI 51-100		RPI 101-150		RPI 150+								
22- 13		0- 3		0- 1		OVERALL		0- 4		3- 2		19- 3								
13- 7		0- 2		0- 0		HOME		0- 3		2- 0		11- 2								
7- 3		0- 1		0- 1		AWAY		0- 0		1- 0		6- 1								
2- 3		0- 0		0- 0		NEUTRAL		0- 1		0- 2		2- 0								
10- 12		0- 3		0- 1		NON-CONFERENCE		0- 4		1- 2		9- 2								
7- 6		0- 2		0- 0		HOME		0- 3		1- 0		6- 1								
1- 3		0- 1		0- 1		AWAY		0- 0		0- 0		1- 1								
2- 3		0- 0		0- 0		NEUTRAL		0- 1		0- 2		2- 0								
12- 1		0- 0		0- 0		CONFERENCE		0- 0		2- 0		10- 1								
6- 1		0- 0		0- 0		HOME		0- 0		1- 0		5- 1								
6- 0		0- 0		0- 0		AWAY		0- 0		1- 0		5- 0								
0- 0		0- 0		0- 0		NEUTRAL		0- 0		0- 0		0- 0								
RPI S	Opponent		Score		RPI S	Opponent		Score		RPI S	Opponent		Score		RPI S	Opponent		Score		
3 A	Florida		0	3	49 A	Georgia		2	3	55 H	Southwest Mo. St.		1	3	107 H	Kentucky		3	1	
14 H	South Fla.		2	3						64 H	Ohio		0	3	109 N	Rice		2	3	
18 H	Arkansas		0	3						87 N	Montana St.		0	3	117 N	Morehead St.		2	3	
										92 H	Stephen F. Austin		2	3	124 A	Georgia St.		3	1	
															124 H	Georgia St.		3	2	
															153 H	UAB		3	2	
															157 H	Jacksonville		2	3	
															157 H	Jacksonville		3	0	
															158 H	Northeastern		3	2	
															167 H	Fla. Atlantic		3	2	
															168 N	Seton Hall		3	1	
															178 N	Liberty		3	2	
															184 A	Indiana St.		0	3	
															188 H	Mississippi		3	1	
															192 H	Morgan St.		3	1	
															193 A	Stetson		3	1	
															197 A	Troy St.		3	0	
															226 A	Birmingham-So.		3	0	
															229 H	Montana		1	3	
															234 H	Samford		3	1	
															243 H	Jacksonville St.		3	0	
															255 A	Mercer		3	2	
															270 H	Charleston So.		3	0	
															275 H	Bethune-Cookman		3	1	
															287 H	Belmont		3	0	
															290 A	Campbell		3	1	
															297 A	Gardner-Webb		3	0	
LAST 10 GAMES																				
3 A	Florida		0	3	193 A	Stetson		3	1	270 H	Charleston So.		3	0	275 H	Bethune-Cookman		3	1	
18 H	Arkansas		0	3	157 H	Jacksonville		2	3	287 H	Belmont		3	0	290 A	Campbell		3	1	
107 H	Kentucky		3	1	192 H	Morgan St.		3	1	297 A	Gardner-Webb		3	0						
124 H	Georgia St.		3	2	153 H	UAB		3	2											
157 H	Jacksonville		3	0	197 A	Troy St.		3	0											

Non-Div. I Games:

UCF

Average RPI Win: 180		WON-LOST RECORD		WINNING PCT. RANK		LAST 10 GAMES		STRENGTH OF SCHEDULE		OPP. STRENGTH OF SCHEDULE		TEAM RPI		ADJ RPI		CONF. RPI		ADJ CONF. RPI	
Average RPI Loss: 69																			
DIV. I ONLY		18- 13		.58065 115		7- 3		153		115		114		.52471 113		16		16	
DIV. I NON-CONF.		7- 5		.58333 117		0- 0		111		83		94		.54404 91		12		12	
TOTALS		RPI 1-25		RPI 26-50		W-L RECORDS		RPI 51-100		RPI 101-150		RPI 150+							
18- 13		0- 2		1- 2		OVERALL		4- 5		2- 3		11- 1							
10- 5		0- 1		1- 1		HOME		2- 3		1- 0		6- 0							
6- 6		0- 1		0- 1		AWAY		2- 1		0- 2		4- 1							
2- 2		0- 0		0- 0		NEUTRAL		0- 1		1- 1		1- 0							
7- 5		0- 0		1- 2		NON-CONFERENCE		1- 2		1- 1		4- 0							
4- 2		0- 0		1- 1		HOME		1- 1		0- 0		2- 0							
1- 1		0- 0		0- 1		AWAY		0- 0		0- 0		1- 0							
2- 2		0- 0		0- 0		NEUTRAL		0- 1		1- 1		1- 0							
11- 8		0- 2		0- 0		CONFERENCE		3- 3		1- 2		7- 1							
6- 3		0- 1		0- 0		HOME		1- 2		1- 0		4- 0							
5- 5		0- 1		0- 0		AWAY		2- 1		0- 2		3- 1							
0- 0		0- 0		0- 0		NEUTRAL		0- 0		0- 0		0- 0							
RPI S	Opponent	Score		RPI S	Opponent	Score		RPI S	Opponent	Score		RPI S	Opponent	Score					
10 A	Northern Iowa	1	3	26 A	Kansas St.	0	3	55 A	Southwest Mo. St.	0	3	101 A	Bradley	0	3				
10 H	Northern Iowa	0	3	30 H	Miami (Fla.)	0	3	55 H	Southwest Mo. St.	1	3	101 A	Bradley	0	3				
				49 H	Georgia	3	2	56 H	Kansas	1	3	101 H	Bradley	3	0				
								71 N	St. Louis	0	3	107 N	Kentucky	1	3				
								92 H	Stephen F. Austin	3	1	121 N	Charlotte	3	2				
								94 A	Illinois St.	3	1	159 H	New Mexico	3	1				
								94 H	Illinois St.	3	2	184 A	Indiana St.	1	3				
								95 A	Southern Ill.	3	0	184 H	Indiana St.	3	1				
								95 H	Southern Ill.	1	3	224 H	UMKC	3	0				
												224 N	UMKC	3	0				
												247 A	Creighton	3	0				
												247 H	Creighton	3	0				
												249 A	North Carolina St.	3	0				
												263 A	Evansville	3	1				
												263 H	Evansville	3	1				
												266 A	Drake	3	1				
												266 H	Drake	3	0				
				LAST 10 GAMES															
				101 A	Bradley	0	3	247 A	Creighton	3	0								
				95 A	Southern Ill.	3	0	266 A	Drake	3	1								
				263 A	Evansville	3	1	94 H	Illinois St.	3	2								
				10 H	Northern Iowa	0	3	184 H	Indiana St.	3	1								
				101 H	Bradley	3	0	55 H	Southwest Mo. St.	1	3								

Non-Div. I Games:

Wichita St.

**Non-Div. I Games:**

Rhode Island



Average RPI Win: 184		WON-LOST RECORD		WINNING PCT. RANK		LAST 10 GAMES		STRENGTH OF SCHEDULE		OPP. STRENGTH OF SCHEDULE		TEAM RPI		ADJ RPI		CONF. RPI		ADJ CONF. RPI	
DIV. I ONLY		14- 11		.56 127		6- 4		101		188		112		.52058 115		18		18	
DIV. I NON-CONF.		4- 7		.36364 221		0- 0		100		168		173		.47938 172		20		20	
TOTALS		RPI 1-25		RPI 26-50		W-L RECORDS		RPI 51-100		RPI 101-150		RPI 150+							
14- 11		0- 0		0- 1		OVERALL		1- 3		1- 4		12- 3							
7- 3		0- 0		0- 0		HOME		1- 1		0- 2		6- 0							
5- 4		0- 0		0- 0		AWAY		0- 2		1- 1		4- 1							
2- 4		0- 0		0- 1		NEUTRAL		0- 0		0- 1		2- 2							
4- 7		0- 0		0- 1		NON-CONFERENCE		1- 1		0- 3		3- 2							
2- 1		0- 0		0- 0		HOME		1- 0		0- 1		1- 0							
1- 2		0- 0		0- 0		AWAY		0- 1		0- 1		1- 0							
1- 4		0- 0		0- 1		NEUTRAL		0- 0		0- 1		1- 2							
10- 4		0- 0		0- 0		CONFERENCE		0- 2		1- 1		9- 1							
5- 2		0- 0		0- 0		HOME		0- 1		0- 1		5- 0							
4- 2		0- 0		0- 0		AWAY		0- 1		1- 0		3- 1							
1- 0		0- 0		0- 0		NEUTRAL		0- 0		0- 0		1- 0							
RPI	S	Opponent		Score		RPI	S	Opponent		Score		RPI	S	Opponent		Score			
28	N	Loyola (Ill.)		1	3	53	A	Pennsylvania		1	3	119	A	Princeton		3	0		
						53	H	Pennsylvania		0	3	119	H	Princeton		2	3		
						61	A	Northwestern		1	3	134	N	Ill.-Chicago		2	3		
						93	H	New Hampshire		3	2	138	H	Winthrop		2	3		
												148	A	Fairfield		0	3		
												152	A	Yale		3	0		
												152	H	Yale		3	0		
												158	H	Northeastern		3	1		
												162	A	Cornell		3	1		
												162	H	Cornell		3	0		
												181	N	Stony Brook		1	3		
												194	A	Brown		3	2		
												194	H	Brown		3	1		
												195	A	Boston College		3	1		
												208	A	Columbia		0	3		
												208	H	Columbia		3	1		
												236	N	DePaul		1	3		
												262	N	Maine		3	0		
												265	H	Dartmouth		3	1		
												265	N	Dartmouth		3	0		
LAST 10 GAMES						LAST 10 GAMES						LAST 10 GAMES							
208	A	Columbia		0	3	194	A	Brown		3	2								
162	A	Cornell		3	1	119	A	Princeton		3	0								
53	H	Pennsylvania		0	3	53	A	Pennsylvania		1	3								
119	H	Princeton		2	3	162	H	Cornell		3	0								
152	A	Yale		3	0	208	H	Columbia		3	1								

Non-Div. I Games:

Harvard



Average RPI Win: 202		WON-LOST	WINNING	LAST 10	STRENGTH OF		OPP. STRENGTH	TEAM	ADJ	CONF.	ADJ CONF.
Average RPI Loss: 100		RECORD	PCT. RANK	GAMES	SCHEDULE		OF SCHEDULE	RPI	RPI	RPI	RPI
DIV. I ONLY		20- 12	.625	90	6- 4		171	185	116	.51748	117
DIV. I NON-CONF.		7- 8	.46667	183	1- 1		136	112	149	.49718	148
TOTALS		RPI 1-25	RPI 26-50		W-L RECORDS		RPI 51-100		RPI 101-150		RPI 150+
20- 12	0- 1	0- 0		OVERALL		1- 6		4- 2		15- 3	
10- 1	0- 0	0- 0		HOME		1- 1		2- 0		7- 0	
8- 7	0- 1	0- 0		AWAY		0- 3		1- 1		7- 2	
2- 4	0- 0	0- 0		NEUTRAL		0- 2		1- 1		1- 1	
7- 8	0- 1	0- 0		NON-CONFERENCE		1- 4		2- 1		4- 2	
3- 0	0- 0	0- 0		HOME		1- 0		1- 0		1- 0	
2- 5	0- 1	0- 0		AWAY		0- 2		0- 1		2- 1	
2- 3	0- 0	0- 0		NEUTRAL		0- 2		1- 0		1- 1	
13- 4	0- 0	0- 0		CONFERENCE		0- 2		2- 1		11- 1	
7- 1	0- 0	0- 0		HOME		0- 1		1- 0		6- 0	
6- 2	0- 0	0- 0		AWAY		0- 1		1- 0		5- 1	
0- 1	0- 0	0- 0		NEUTRAL		0- 0		0- 1		0- 0	
RPI S	Opponent	Score		RPI S	Opponent	Score		RPI S	Opponent	Score	
22 A	Ball St.	2	3					56 N	Kansas	0	3
								64 H	Ohio	3	1
								67 A	Tenn.-Martin	0	3
								67 H	Tenn.-Martin	1	3
								82 A	Hofstra	0	3
								87 N	Montana St.	2	3
								97 A	Marshall	1	3
								102 A	Southeast Mo. St.	3	0
								102 H	Southeast Mo. St.	3	2
								102 N	Southeast Mo. St.	0	3
								107 A	Kentucky	0	3
								112 N	UCF	3	2
								120 H	Xavier	3	2
								155 A	Murray St.	0	3
								155 H	Murray St.	3	1
								160 H	West Virginia	3	0
								168 N	Seton Hall	2	3
								184 A	Indiana St.	2	3
								214 A	IUPUI	3	0
								222 N	St. Peter's	3	0
								227 A	Austin Peay	3	1
								227 H	Austin Peay	3	1
								238 A	Tennessee Tech	3	0
								238 H	Tennessee Tech	3	0
								242 A	Eastern Ill.	3	1
								242 H	Eastern Ill.	3	0
								252 A	Eastern Ky.	3	0
								252 H	Eastern Ky.	3	0
								286 A	Tennessee St.	3	0
								286 H	Tennessee St.	3	0
								303 A	Lipscomb	3	0
LAST 10 GAMES											
				102 N	Southeast Mo. St.	0	3	155 A	Murray St.	0	3
				286 H	Tennessee St.	3	0	242 H	Eastern Ill.	3	0
				107 A	Kentucky	0	3	102 H	Southeast Mo. St.	3	2
				252 H	Eastern Ky.	3	0	64 H	Ohio	3	1
				67 A	Tenn.-Martin	0	3	238 A	Tennessee Tech	3	0

Non-Div. I Games:

Morehead St.

[illegible]

**Non-Div. I Games:**

Southern Miss.

Average RPI Win:	219	WON-LOST RECORD	WINNING PCT. RANK	LAST 10 GAMES	STRENGTH OF SCHEDULE	OPP. STRENGTH OF SCHEDULE	TEAM RPI	ADJ RPI	CONF. RPI	ADJ CONF. RPI		
DIV. I ONLY		16- 6	.72727	48	7- 3	250	198	123	.51609	119	18	18
DIV. I NON-CONF.		6- 2	.75	42	0- 1	307	258	198	.46299	193	20	20
-----												
TOTALS	RPI 1-25	RPI 26-50		W-L RECORDS		RPI 51-100		RPI 101-150		RPI 150+		
16- 6	0- 0	0- 0		OVERALL		0- 3		1- 2		15- 1		
8- 3	0- 0	0- 0		HOME		0- 1		0- 2		8- 0		
6- 2	0- 0	0- 0		AWAY		0- 1		1- 0		5- 1		
2- 1	0- 0	0- 0		NEUTRAL		0- 1		0- 0		2- 0		
6- 2	0- 0	0- 0		NON-CONFERENCE		0- 1		0- 1		6- 0		
3- 1	0- 0	0- 0		HOME		0- 0		0- 1		3- 0		
1- 1	0- 0	0- 0		AWAY		0- 1		0- 0		1- 0		
2- 0	0- 0	0- 0		NEUTRAL		0- 0		0- 0		2- 0		
10- 4	0- 0	0- 0		CONFERENCE		0- 2		1- 1		9- 1		
5- 2	0- 0	0- 0		HOME		0- 1		0- 1		5- 0		
5- 1	0- 0	0- 0		AWAY		0- 0		1- 0		4- 1		
0- 1	0- 0	0- 0		NEUTRAL		0- 1		0- 0		0- 0		
RPI	S	Opponent	Score	RPI	S	Opponent	Score	RPI	S	Opponent	Score	
				53 H Pennsylvania		1	3	115 A Harvard		3	2	
				53 N Pennsylvania		1	3	115 H Harvard		0	3	
				85 A Villanova		2	3	135 H St. John's (N.Y.)		0	3	
								152 A Yale		3	1	
								152 H Yale		3	1	
								162 A Cornell		3	1	
								162 H Cornell		3	2	
								194 A Brown		0	3	
								194 H Brown		3	0	
								203 H Long Island		3	1	
								208 A Columbia		3	1	
								208 H Columbia		3	1	
								222 H St. Peter's		3	0	
								265 A Dartmouth		3	2	
								265 H Dartmouth		3	1	
								281 N Fairleigh Dickinson		3	0	
								299 H St. Francis (N.Y.)		3	1	
				300 A Rider		3	0					
				311 N Sacred Heart		3	0					
-----												
				LAST 10 GAMES								
53 H Pennsylvania				1	3	162 H Cornell		3	2			
194 H Brown				3	0	208 H Columbia		3	1			
152 H Yale				3	1	85 A Villanova		2	3			
265 A Dartmouth				3	2	115 H Harvard		0	3			
115 A Harvard				3	2	265 H Dartmouth		3	1			

Non-Div. I Games: Juniata 3 1

Princeton



Average RPI Win: 185		WON-LOST	WINNING	LAST 10	STRENGTH OF		OPP. STRENGTH	TEAM	ADJ	CONF.	ADJ CONF.
Average RPI Loss: 78		RECORD	PCT. RANK	GAMES	SCHEDULE		OF SCHEDULE	RPI	RPI	RPI	RPI
DIV. I ONLY		18- 15	.54545	135	6- 4		154	106	127	.51376	121
DIV. I NON-CONF.		10- 8	.55556	135	1- 0		184	116	147	.50057	143
TOTALS		RPI 1-25	RPI 26-50		W-L RECORDS		RPI 51-100		RPI 101-150		RPI 150+
18- 15	0- 3	0- 3		OVERALL		1- 4		5- 3		12- 2	
13- 3	0- 1	0- 0		HOME		1- 1		5- 1		7- 0	
3- 8	0- 2	0- 1		AWAY		0- 3		0- 0		3- 2	
2- 4	0- 0	0- 2		NEUTRAL		0- 0		0- 2		2- 0	
10- 8	0- 1	0- 1		NON-CONFERENCE		0- 3		3- 2		7- 1	
7- 2	0- 1	0- 0		HOME		0- 1		3- 0		4- 0	
2- 3	0- 0	0- 0		AWAY		0- 2		0- 0		2- 1	
1- 3	0- 0	0- 1		NEUTRAL		0- 0		0- 2		1- 0	
8- 7	0- 2	0- 2		CONFERENCE		1- 1		2- 1		5- 1	
6- 1	0- 0	0- 0		HOME		1- 0		2- 1		3- 0	
1- 5	0- 2	0- 1		AWAY		0- 1		0- 0		1- 1	
1- 1	0- 0	0- 1		NEUTRAL		0- 0		0- 0		1- 0	
RPI S	Opponent	Score	RPI S	Opponent	Score	RPI S	Opponent	Score	RPI S	Opponent	Score
11 H	North Carolina	1 3	45 A	Cincinnati	0 3	61 H	Northwestern	0 3	107 N	Kentucky	2 3
12 A	Louisville	0 3	45 N	Cincinnati	0 3	66 H	Houston	3 1	113 N	Wichita St.	2 3
14 A	South Fla.	1 3	49 N	Georgia	0 3	71 A	St. Louis	1 3	116 H	Tulane	1 3
						75 A	Virginia Tech	2 3	118 H	Southern Miss.	3 1
						96 A	Davidson	2 3	120 H	Xavier	3 1
									136 H	Marquette	3 0
									139 H	Southern Methodist	3 0
									144 H	Furman	3 0
									153 A	UAB	3 1
									171 A	Memphis	2 3
									171 N	Memphis	3 2
									175 H	TCU	3 2
									180 A	Va. Commonwealth	0 3
									187 N	Appalachian St.	3 0
									208 H	Columbia	3 1
									219 H	N.C. A&T	3 1
									232 A	William & Mary	3 1
									235 H	East Tenn. St.	3 1
									236 H	DePaul	3 1
									249 A	North Carolina St.	3 0
									254 H	East Caro.	3 1
									296 H	Colgate	3 0
LAST 10 GAMES											
			45 N	Cincinnati	0 3	71 A	St. Louis	1 3			
			171 N	Memphis	3 2	171 A	Memphis	2 3			
			175 H	TCU	3 2	118 H	Southern Miss.	3 1			
			66 H	Houston	3 1	116 H	Tulane	1 3			
			144 H	Furman	3 0	254 H	East Caro.	3 1			

Non-Div. I Games:

Charlotte

Average RPI Win: 210		WON-LOST	WINNING	LAST 10	STRENGTH OF		OPP. STRENGTH	TEAM	ADJ	CONF.	ADJ CONF.
Average RPI Loss: 93		RECORD	PCT. RANK	GAMES	SCHEDULE		OF SCHEDULE	RPI	RPI	RPI	RPI
DIV. I ONLY		20- 13	.60606	101	5- 5		174	178	125	.51262	122
DIV. I NON-CONF.		6- 5	.54545	141	0- 1		206	188	175	.4791	173
TOTALS		RPI 1-25	RPI 26-50		W-L RECORDS		RPI 51-100		RPI 101-150		RPI 150+
20- 13	0- 0	0- 4		OVERALL		1- 4		4- 3		15- 2	
11- 5	0- 0	0- 1		HOME		0- 2		2- 1		9- 1	
7- 6	0- 0	0- 1		AWAY		1- 2		1- 2		5- 1	
2- 2	0- 0	0- 2		NEUTRAL		0- 0		1- 0		1- 0	
6- 5	0- 0	0- 1		NON-CONFERENCE		0- 1		0- 2		6- 1	
4- 2	0- 0	0- 0		HOME		0- 0		0- 1		4- 1	
1- 2	0- 0	0- 0		AWAY		0- 1		0- 1		1- 0	
1- 1	0- 0	0- 1		NEUTRAL		0- 0		0- 0		1- 0	
14- 8	0- 0	0- 3		CONFERENCE		1- 3		4- 1		9- 1	
7- 3	0- 0	0- 1		HOME		0- 2		2- 0		5- 0	
6- 4	0- 0	0- 1		AWAY		1- 1		1- 1		4- 1	
1- 1	0- 0	0- 1		NEUTRAL		0- 0		1- 0		0- 0	
RPI S	Opponent	Score	RPI S	Opponent	Score	RPI S	Opponent	Score	RPI S	Opponent	Score
			42 N	Missouri	0 3	62 A	Alabama	0 3	109 A	Rice	0 3
			50 A	Texas-Arlington	1 3	70 A	Lamar	0 3	118 H	Southern Miss.	1 3
			50 H	Texas-Arlington	0 3	70 H	Lamar	1 3	130 A	Nicholls St.	0 3
			50 N	Texas-Arlington	1 3	92 A	Stephen F. Austin	3 2	130 H	Nicholls St.	3 1
						92 H	Stephen F. Austin	2 3	130 N	Nicholls St.	3 1
									142 A	Southeastern La.	3 0
									142 H	Southeastern La.	3 0
									160 N	West Virginia	3 1
									161 H	La.-Lafayette	2 3
									189 H	New Orleans	3 1
									201 A	Sam Houston St.	3 1
									201 H	Sam Houston St.	3 2
									207 A	Southwest Tex. St.	1 3
									207 H	Southwest Tex. St.	3 0
									218 A	Texas-San Antonio	3 0
									218 H	Texas-San Antonio	3 0
									248 A	Northwestern St.	3 1
									248 H	Northwestern St.	3 1
									276 H	Prairie View	3 0
									277 A	La.-Monroe	3 0
									277 H	La.-Monroe	3 1
									279 A	Centenary (La.)	3 0
									279 H	Centenary (La.)	3 0
									292 H	Jackson St.	3 0
LAST 10 GAMES			50 N	Texas-Arlington	1 3	70 H	Lamar	1 3	279 H	Centenary (La.)	3 0
			130 N	Nicholls St.	3 1	201 H	Sam Houston St.	3 2	292 H	Jackson St.	3 0
			50 H	Texas-Arlington	0 3	92 H	Stephen F. Austin	2 3			
			277 A	La.-Monroe	3 0	109 A	Rice	0 3			
			248 A	Northwestern St.	3 1	218 H	Texas-San Antonio	3 0			

Non-Div. I Games:

McNeese St.



Average RPI Win: 173		WON-LOST	WINNING	LAST 10	STRENGTH OF		OPP. STRENGTH	TEAM	ADJ	CONF.	ADJ CONF.
Average RPI Loss: 57		RECORD	PCT. RANK	GAMES	SCHEDULE		OF SCHEDULE	RPI	RPI	RPI	RPI
DIV. I ONLY		14- 16	.46667	174	4- 6		106	64	130	.5117	123
DIV. I NON-CONF.		7- 5	.58333	117	1- 1		89	50	82	.55345	83
TOTALS		RPI 1-25	RPI 26-50		W-L RECORDS		RPI 51-100		RPI 101-150		RPI 150+
14- 16	0- 5	0- 2		OVERALL		0- 7		4- 1		10- 1	
5- 5	0- 2	0- 0		HOME		0- 3		1- 0		4- 0	
5- 9	0- 2	0- 2		AWAY		0- 4		2- 0		3- 1	
4- 2	0- 1	0- 0		NEUTRAL		0- 0		1- 1		3- 0	
7- 5	0- 1	0- 2		NON-CONFERENCE		0- 1		4- 1		3- 0	
1- 0	0- 0	0- 0		HOME		0- 0		1- 0		0- 0	
2- 3	0- 0	0- 2		AWAY		0- 1		2- 0		0- 0	
4- 2	0- 1	0- 0		NEUTRAL		0- 0		1- 1		3- 0	
7- 11	0- 4	0- 0		CONFERENCE		0- 6		0- 0		7- 1	
4- 5	0- 2	0- 0		HOME		0- 3		0- 0		4- 0	
3- 6	0- 2	0- 0		AWAY		0- 3		0- 0		3- 1	
0- 0	0- 0	0- 0		NEUTRAL		0- 0		0- 0		0- 0	
RPI S	Opponent	Score	RPI S	Opponent	Score	RPI S	Opponent	Score	RPI S	Opponent	Score
8 A	UC Santa Barb.	0 <span>3</span>	33 A	Utah	0 <span>3</span>	52 A	Cal Poly	0 <span>3</span>	102 N	Southeast Mo. St.	3 0
8 H	UC Santa Barb.	1 <span>3</span>	36 A	Texas	1 <span>3</span>	52 H	Cal Poly	0 <span>3</span>	108 H	Brigham Young	3 2
18 N	Arkansas	1 <span>3</span>				55 A	Southwest Mo. St.	1 <span>3</span>	111 A	Weber St.	3 2
19 A	Long Beach St.	0 <span>3</span>				57 A	Pacific (Cal.)	0 <span>3</span>	114 A	Rhode Island	3 2
19 H	Long Beach St.	0 <span>3</span>				57 H	Pacific (Cal.)	0 <span>3</span>	150 N	Baylor	2 <span>3</span>
						86 A	UC Irvine	0 <span>3</span>	158 N	Northeastern	3 0
						86 H	UC Irvine	1 <span>3</span>	163 N	UTEP	3 1
									170 A	Cal St. Northridge	1 <span>3</span>
									170 H	Cal St. Northridge	3 0
									191 A	Idaho	3 1
									191 H	Idaho	3 0
									218 N	Texas-San Antonio	3 0
									220 A	UC Riverside	3 0
									220 H	UC Riverside	3 0
									230 A	Cal St. Fullerton	3 2
									230 H	Cal St. Fullerton	3 0
			LAST 10 GAMES								
			86 A	UC Irvine	0 <span>3</span>	220 A	UC Riverside	3 0			
			19 A	Long Beach St.	0 <span>3</span>	230 A	Cal St. Fullerton	3 2			
			57 H	Pacific (Cal.)	0 <span>3</span>	8 H	UC Santa Barb.	1 <span>3</span>			
			170 H	Cal St. Northridge	3 0	52 H	Cal Poly	0 <span>3</span>			
			111 A	Weber St.	3 2	33 A	Utah	0 <span>3</span>			

Non-Div. I Games:

Utah St.



RPI	S	Opponent	Score	
290	H	Campbell	3	0
297	H	Gardner-Webb	3	0
298	H	Morris Brown	3	0
303	A	Lipscomb	3	0

Georgia St.

G  
e  
o  
r  
g  
i  
a  
S  
t  
.

G  
e  
o  
r  
g  
i  
a  
S  
t  
.

Average RPI Win: 178		WON-LOST RECORD		WINNING PCT. RANK		LAST 10 GAMES		STRENGTH OF SCHEDULE		OPP. STRENGTH OF SCHEDULE		TEAM RPI		ADJ RPI		CONF. RPI		ADJ CONF. RPI	
DIV. I ONLY		18- 13		.58065 115		6- 4		166		131		124		.50999 125		13		13	
DIV. I NON-CONF.		7- 5		.58333 117		0- 0		253		171		184		.46899 187		13		13	
TOTALS		RPI 1-25		RPI 26-50		W-L RECORDS		RPI 51-100		RPI 101-150		RPI 150+							
18- 13		0- 2		0- 2		OVERALL		4- 4		2- 2		12- 3							
9- 2		0- 0		0- 1		HOME		2- 0		1- 0		6- 1							
5- 9		0- 2		0- 1		AWAY		1- 4		1- 1		3- 1							
4- 2		0- 0		0- 0		NEUTRAL		1- 0		0- 1		3- 1							
7- 5		0- 1		0- 0		NON-CONFERENCE		2- 0		0- 1		5- 3							
1- 1		0- 0		0- 0		HOME		0- 0		0- 0		1- 1							
2- 2		0- 1		0- 0		AWAY		1- 0		0- 0		1- 1							
4- 2		0- 0		0- 0		NEUTRAL		1- 0		0- 1		3- 1							
11- 8		0- 1		0- 2		CONFERENCE		2- 4		2- 1		7- 0							
8- 1		0- 0		0- 1		HOME		2- 0		1- 0		5- 0							
3- 7		0- 1		0- 1		AWAY		0- 4		1- 1		2- 0							
0- 0		0- 0		0- 0		NEUTRAL		0- 0		0- 0		0- 0							
RPI S	Opponent	Score		RPI S	Opponent	Score		RPI S	Opponent	Score		RPI S	Opponent	Score					
20 A	Ohio St.	0	3	41 A	Akron	1	3	54 A	Eastern Mich.	2	3	126 A	Western Mich.	3	2				
22 A	Ball St.	2	3	41 H	Akron	1	3	64 A	Ohio	0	3	127 N	Oregon	0	3				
								64 A	Ohio	2	3	131 A	Miami (Ohio)	1	3				
								64 H	Ohio	3	2	131 H	Miami (Ohio)	3	0				
								87 N	Montana St.	3	2	165 H	Northern Ill.	3	0				
								93 A	New Hampshire	3	2	170 A	Cal St. Northridge	0	3				
								97 A	Marshall	0	3	179 A	Central Mich.	3	2				
								97 H	Marshall	3	2	179 H	Central Mich.	3	2				
												198 H	Bowling Green	3	1				
												216 N	San Francisco	0	3				
												217 A	IPFW	3	1				
												219 N	N.C. A&T	3	2				
												231 H	Toledo	3	2				
												233 A	Buffalo	3	1				
												233 H	Buffalo	3	1				
												249 N	North Carolina St.	3	0				
												251 H	Radford	0	3				
												252 N	Eastern Ky.	3	1				
												258 H	Canisius	3	2				
				LAST 10 GAMES															
				64 A	Ohio	2	3	165 H	Northern Ill.	3	0								
				64 H	Ohio	3	2	131 H	Miami (Ohio)	3	0								
				97 H	Marshall	3	2	198 H	Bowling Green	3	1								
				41 A	Akron	1	3	233 A	Buffalo	3	1								
				97 A	Marshall	0	3	64 A	Ohio	0	3								

Non-Div. I Games:

Kent St.

Average RPI Win:		163	WON-LOST RECORD		WINNING PCT. RANK	LAST 10 GAMES	STRENGTH OF SCHEDULE		OPP. STRENGTH OF SCHEDULE	TEAM RPI	ADJ RPI	CONF. RPI	ADJ CONF. RPI
Average RPI Loss:		82	14- 18		.4375 185	4- 6	84		94	135	.50977 126	13	13
DIV. I ONLY			6- 7		.46154 184	0- 0	77		54	112	.53428 102	13	13
DIV. I NON-CONF.													
TOTALS		RPI 1-25	RPI 26-50		W-L RECORDS		RPI 51-100		RPI 101-150		RPI 150+		
14- 18		1- 4	0- 3		OVERALL		3- 4		1- 5		9- 2		
10- 6		1- 2	0- 1		HOME		2- 0		1- 2		6- 1		
3- 9		0- 2	0- 1		AWAY		0- 3		0- 2		3- 1		
1- 3		0- 0	0- 1		NEUTRAL		1- 1		0- 1		0- 0		
6- 7		1- 1	0- 2		NON-CONFERENCE		2- 1		1- 3		2- 0		
5- 2		1- 1	0- 0		HOME		1- 0		1- 1		2- 0		
0- 2		0- 0	0- 1		AWAY		0- 0		0- 1		0- 0		
1- 3		0- 0	0- 1		NEUTRAL		1- 1		0- 1		0- 0		
8- 11		0- 3	0- 1		CONFERENCE		1- 3		0- 2		7- 2		
5- 4		0- 1	0- 1		HOME		1- 0		0- 1		4- 1		
3- 7		0- 2	0- 0		AWAY		0- 3		0- 1		3- 1		
0- 0		0- 0	0- 0		NEUTRAL		0- 0		0- 0		0- 0		
RPI S	Opponent	Score	RPI S	Opponent	Score	RPI S	Opponent	Score	RPI S	Opponent	Score		
14 H	South Fla.	3 2	26 N	Kansas St.	0 3	51 N	Dayton	3 1	107 A	Kentucky	1 3		
22 A	Ball St.	0 3	41 H	Akron	1 3	54 A	Eastern Mich.	1 3	110 N	Wake Forest	1 3		
22 A	Ball St.	0 3	47 A	Colorado St.	0 3	54 H	Eastern Mich.	3 2	125 H	Kent St.	2 3		
22 H	Ball St.	1 3				64 A	Ohio	0 3	131 A	Miami (Ohio)	0 3		
23 H	Michigan St.	0 3				74 H	Wis.-Milwaukee	3 2	133 H	Wright St.	1 3		
						97 A	Marshall	0 3	146 H	Syracuse	3 2		
						98 N	Connecticut	0 3	165 H	Northern Ill.	3 2		
									179 A	Central Mich.	1 3		
									179 H	Central Mich.	2 3		
									198 A	Bowling Green	3 1		
									198 H	Bowling Green	3 1		
									217 H	IPFW	3 1		
									231 A	Toledo	3 1		
									231 H	Toledo	3 1		
									233 A	Buffalo	3 2		
									233 H	Buffalo	3 0		
									236 H	DePaul	3 1		
			LAST 10 GAMES										
	22 A	Ball St.	0 3		54 A	Eastern Mich.	1 3						
	165 H	Northern Ill.	3 2		179 A	Central Mich.	1 3						
	198 H	Bowling Green	3 1		231 H	Toledo	3 1						
	22 A	Ball St.	0 3		22 H	Ball St.	1 3						
	131 A	Miami (Ohio)	0 3		231 A	Toledo	3 1						

Non-Div. I Games:

Western Mich.

Average RPI Win:	183	WON-LOST RECORD	WINNING PCT. RANK	LAST 10 GAMES	STRENGTH OF SCHEDULE	OPP. STRENGTH OF SCHEDULE	TEAM RPI	ADJ RPI	CONF. RPI	ADJ CONF. RPI		
DIV. I ONLY		11- 21	.34375	226	1- 9	52	15	133	.50904	127	1	1
DIV. I NON-CONF.		10- 4	.71429	58	0- 0	166	158	92	.54044	97	1	1
<hr/>												
TOTALS	RPI 1-25	RPI 26-50		W-L RECORDS		RPI 51-100		RPI 101-150		RPI 150+		
11- 21	0- 10	0- 9		OVERALL		1- 0		2- 1		8- 1		
1- 10	0- 5	0- 3		HOME		0- 0		0- 1		1- 1		
3- 11	0- 5	0- 6		AWAY		0- 0		1- 0		2- 0		
7- 0	0- 0	0- 0		NEUTRAL		1- 0		1- 0		5- 0		
<hr/>												
10- 4	0- 0	0- 3		NON-CONFERENCE		1- 0		1- 0		8- 1		
1- 1	0- 0	0- 0		HOME		0- 0		0- 0		1- 1		
2- 3	0- 0	0- 3		AWAY		0- 0		0- 0		2- 0		
7- 0	0- 0	0- 0		NEUTRAL		1- 0		1- 0		5- 0		
<hr/>												
1- 17	0- 10	0- 6		CONFERENCE		0- 0		1- 1		0- 0		
0- 9	0- 5	0- 3		HOME		0- 0		0- 1		0- 0		
1- 8	0- 5	0- 3		AWAY		0- 0		1- 0		0- 0		
0- 0	0- 0	0- 0		NEUTRAL		0- 0		0- 0		0- 0		
<hr/>												
RPI	S	Opponent	Score	RPI	S	Opponent	Score	RPI	S	Opponent	Score	
1	A	Southern California	0 3	27	A	Eastern Wash.	1 3	74	N	Wis.-Milwaukee	3 1	
1	H	Southern California	0 3	29	A	UCLA	0 3			106	A Oregon St.	3 1
2	A	Stanford	0 3	29	H	UCLA	1 3			106	H Oregon St.	0 3
2	H	Stanford	0 3	30	A	Miami (Fla.)	0 3			125	N Kent St.	3 0
13	A	Arizona	0 3	31	A	California	2 3			170	A Cal St. Northridge	3 0
13	H	Arizona	0 3	31	H	California	2 3			182	N UNLV	3 2
16	A	Washington St.	0 3	32	A	Arizona St.	1 3			196	H Portland	3 1
16	H	Washington St.	0 3	32	H	Arizona St.	2 3			202	N Fordham	3 0
25	A	Washington	0 3	40	A	Florida St.	0 3			211	H Idaho St.	1 3
25	H	Washington	0 3							216	N San Francisco	3 0
										219	N N.C. A&T	3 1
										236	A DePaul	3 0
										285	N Howard	3 0
<hr/>												
				LAST 10 GAMES								
				25	H	Washington	0 3	1	H	Southern California	0 3	
				16	H	Washington St.	0 3	106	A	Oregon St.	3 1	
				32	A	Arizona St.	1 3	31	A	California	2 3	
				13	A	Arizona	0 3	2	A	Stanford	0 3	
				29	H	UCLA	1 3	32	H	Arizona St.	2 3	

Non-Div. I Games:

Oregon



[illegible]

**Non-Div. I Games:**

Western Caro.



Average RPI Win:		193	WON-LOST RECORD		WINNING PCT. RANK		LAST 10 GAMES		STRENGTH OF SCHEDULE		OPP. STRENGTH OF SCHEDULE		TEAM RPI		ADJ RPI		CONF. RPI		ADJ CONF. RPI				
Average RPI Loss:		115																					
DIV. I ONLY			19- 14		.57576 120		7- 3		149		173		122		.50777 130		19		19				
DIV. I NON-CONF.			6- 6		.5 161		1- 0		125		157		137		.49616 152		18		19				
TOTALS		RPI 1-25		RPI 26-50		W-L RECORDS		RPI 51-100		RPI 101-150		RPI 150+											
19- 14		0- 1		0- 3		OVERALL		3- 2		2- 4		14- 4											
8- 3		0- 0		0- 1		HOME		1- 1		2- 1		5- 0											
7- 7		0- 0		0- 2		AWAY		1- 1		0- 2		6- 2											
4- 4		0- 1		0- 0		NEUTRAL		1- 0		0- 1		3- 2											
6- 6		0- 1		0- 1		NON-CONFERENCE		1- 0		1- 0		4- 4											
1- 0		0- 0		0- 0		HOME		0- 0		1- 0		0- 0											
1- 3		0- 0		0- 1		AWAY		0- 0		0- 0		1- 2											
4- 3		0- 1		0- 0		NEUTRAL		1- 0		0- 0		3- 2											
13- 8		0- 0		0- 2		CONFERENCE		2- 2		1- 4		10- 0											
7- 3		0- 0		0- 1		HOME		1- 1		1- 1		5- 0											
6- 4		0- 0		0- 1		AWAY		1- 1		0- 2		5- 0											
0- 1		0- 0		0- 0		NEUTRAL		0- 0		0- 1		0- 0											
RPI	S	Opponent		Score		RPI	S	Opponent		Score		RPI	S	Opponent		Score		RPI	S	Opponent		Score	
8	N	UC Santa Barb.		0 3		46	A	Fresno St.		0 3		70	A	Lamar		3 2		116	H	Tulane		3 0	
						50	A	Texas-Arlington		0 3		70	H	Lamar		2 3		122	A	McNeese St.		1 3	
						50	H	Texas-Arlington		1 3		92	A	Stephen F. Austin		1 3		122	H	McNeese St.		3 0	
												92	H	Stephen F. Austin		3 0		122	N	McNeese St.		1 3	
												96	N	Davidson		3 1		142	A	Southeastern La.		0 3	
																		142	H	Southeastern La.		0 3	
																		164	N	Ark.-Little Rock		2 3	
																		175	N	TCU		1 3	
																		183	A	North Texas		3 1	
																		189	A	New Orleans		0 3	
																		197	N	Troy St.		3 2	
																		201	A	Sam Houston St.		3 2	
																		201	H	Sam Houston St.		3 2	
																		207	A	Southwest Tex. St.		3 0	
																		207	H	Southwest Tex. St.		3 0	
																		209	N	Air Force		3 0	
																		218	A	Texas-San Antonio		3 1	
																		218	H	Texas-San Antonio		3 1	
																		239	A	Arkansas St.		0 3	
																		248	A	Northwestern St.		3 1	
																		248	H	Northwestern St.		3 0	
																		277	A	La.-Monroe		3 0	
																		277	H	La.-Monroe		3 0	
																		287	N	Belmont		3 0	
LAST 10 GAMES																							
122 N McNeese St.						1 3						277 A La.-Monroe						3 0					
201 H Sam Houston St.						3 2						248 A Northwestern St.						3 1					
92 H Stephen F. Austin						3 0						50 H Texas-Arlington						1 3					
218 A Texas-San Antonio						3 1						116 H Tulane						3 0					
207 A Southwest Tex. St.						3 0						70 H Lamar						2 3					

**Non-Div. I Games:**

Nicholls St.

Average RPI Win:		151	WON-LOST RECORD		WINNING PCT. RANK		LAST 10 GAMES		STRENGTH OF SCHEDULE		OPP. STRENGTH OF SCHEDULE		TEAM RPI		ADJ RPI		CONF. RPI		ADJ CONF. RPI				
DIV. I ONLY			11- 19		.36667 216		4- 6		29		90		128		.50758 131		13		13				
DIV. I NON-CONF.			5- 7		.41667 196		0- 0		26		36		88		.55058 87		13		13				
TOTALS		RPI 1-25		RPI 26-50		W-L RECORDS		RPI 51-100		RPI 101-150		RPI 150+											
11- 19		0- 6		0- 3		OVERALL		3- 5		3- 1		5- 4											
7- 5		0- 2		0- 1		HOME		1- 1		2- 0		4- 1											
1- 13		0- 3		0- 2		AWAY		0- 4		0- 1		1- 3											
3- 1		0- 1		0- 0		NEUTRAL		2- 0		1- 0		0- 0											
5- 7		0- 4		0- 1		NON-CONFERENCE		2- 1		1- 0		2- 1											
2- 1		0- 1		0- 0		HOME		0- 0		0- 0		2- 0											
0- 5		0- 2		0- 1		AWAY		0- 1		0- 0		0- 1											
3- 1		0- 1		0- 0		NEUTRAL		2- 0		1- 0		0- 0											
6- 12		0- 2		0- 2		CONFERENCE		1- 4		2- 1		3- 3											
5- 4		0- 1		0- 1		HOME		1- 1		2- 0		2- 1											
1- 8		0- 1		0- 1		AWAY		0- 3		0- 1		1- 2											
0- 0		0- 0		0- 0		NEUTRAL		0- 0		0- 0		0- 0											
RPI	S	Opponent		Score		RPI	S	Opponent		Score		RPI	S	Opponent		Score							
9	A	Georgia Tech		1	3	41	A	Akron		1	3	51	A	Dayton		0	3	103	N	San Jose St.	3	2	
12	N	Louisville		0	3	41	H	Akron		2	3	54	A	Eastern Mich.		0	3	125	A	Kent St.	0	3	
20	A	Ohio St.		1	3	45	A	Cincinnati		0	3	59	N	Florida A&M		3	2	125	H	Kent St.	3	1	
22	A	Ball St.		0	3							64	A	Ohio		1	3	126	H	Western Mich.	3	0	
22	H	Ball St.		2	3							64	H	Ohio		2	3	165	A	Northern Ill.	2	3	
25	H	Washington		0	3							92	N	Stephen F. Austin		3	1	175	A	TCU	1	3	
												97	A	Marshall		1	3	179	H	Central Mich.	3	2	
												97	H	Marshall		3	0	198	H	Bowling Green	1	3	
																		200	H	Delaware	3	0	
																		217	H	IPFW	3	1	
																		231	A	Toledo	0	3	
																		233	A	Buffalo	3	1	
																		233	H	Buffalo	3	0	
						LAST 10 GAMES																	
						233	A	Buffalo		3	1	125	A	Kent St.		0	3						
						41	A	Akron		1	3	41	H	Akron		2	3						
						179	H	Central Mich.		3	2	64	H	Ohio		2	3						
						126	H	Western Mich.		3	0	97	H	Marshall		3	0						
						22	A	Ball St.		0	3	22	H	Ball St.		2	3						

Non-Div. I Games:

Miami (Ohio)

Average RPI Win: 194		WON-LOST	WINNING	LAST 10	STRENGTH OF	OPP. STRENGTH	TEAM	ADJ	CONF.	ADJ CONF.		
Average RPI Loss: 85		RECORD	PCT. RANK	GAMES	SCHEDULE	OF SCHEDULE	RPI	RPI	RPI	RPI		
DIV. I ONLY		20- 11	.64516	80	3- 7	237	124	131	.50756	132	11	9
DIV. I NON-CONF.		15- 1	.9375	5	1- 0	267	192	78	.55724	80	8	8
<hr/>												
TOTALS		RPI 1-25	RPI 26-50		W-L RECORDS		RPI 51-100		RPI 101-150		RPI 150+	
20- 11	0- 1		1- 4		OVERALL		0- 2		3- 2		16- 2	
5- 3	0- 0		1- 1		HOME		0- 1		0- 1		4- 0	
7- 6	0- 0		0- 2		AWAY		0- 1		1- 1		6- 2	
8- 2	0- 1		0- 1		NEUTRAL		0- 0		2- 0		6- 0	
<hr/>												
15- 1	0- 1		0- 0		NON-CONFERENCE		0- 0		3- 0		12- 0	
1- 0	0- 0		0- 0		HOME		0- 0		0- 0		1- 0	
6- 0	0- 0		0- 0		AWAY		0- 0		1- 0		5- 0	
8- 1	0- 1		0- 0		NEUTRAL		0- 0		2- 0		6- 0	
<hr/>												
5- 10	0- 0		1- 4		CONFERENCE		0- 2		0- 2		4- 2	
4- 3	0- 0		1- 1		HOME		0- 1		0- 1		3- 0	
1- 6	0- 0		0- 2		AWAY		0- 1		0- 1		1- 2	
0- 1	0- 0		0- 1		NEUTRAL		0- 0		0- 0		0- 0	
<hr/>												
RPI S	Opponent	Score	RPI S	Opponent	Score	RPI S	Opponent	Score	RPI S	Opponent	Score	
19 N	Long Beach St.	0 3	33 A	Utah	1 3	72 A	San Diego St.	1 3	108 A	Brigham Young	2 3	
			33 H	Utah	3 0	72 H	San Diego St.	1 3	108 H	Brigham Young	2 3	
			33 N	Utah	0 3				111 A	Weber St.	3 2	
			47 A	Colorado St.	0 3				136 N	Marquette	3 2	
			47 H	Colorado St.	1 3				137 N	Cleveland St.	3 0	
									159 A	New Mexico	3 1	
									159 H	New Mexico	3 1	
									162 A	Cornell	3 0	
									168 N	Seton Hall	3 1	
									179 A	Central Mich.	3 1	
									182 A	UNLV	0 3	
									182 H	UNLV	3 0	
									206 N	Middle Tenn.	3 0	
									209 A	Air Force	1 3	
									209 H	Air Force	3 2	
									211 A	Idaho St.	3 2	
									212 H	Denver	3 0	
									241 N	Tex.-Pan American	3 1	
									256 A	Tex. A&M-Corp. Chris	3 0	
									260 A	Auburn	3 0	
									267 N	UNC Greensboro	3 0	
									282 N	Niagara	3 0	
									306 N	Texas Southern	3 0	
<hr/>												
			LAST 10 GAMES									
			33 N	Utah	0 3	182 A	UNLV	0 3				
			33 A	Utah	1 3	72 A	San Diego St.	1 3				
			108 A	Brigham Young	2 3	47 H	Colorado St.	1 3				
			159 H	New Mexico	3 1	111 A	Weber St.	3 2				
			209 H	Air Force	3 2	108 H	Brigham Young	2 3				

Non-Div. I Games:

Wyoming

Average RPI Win:		183	WON-LOST RECORD		WINNING PCT. RANK		LAST 10 GAMES		STRENGTH OF SCHEDULE		OPP. STRENGTH OF SCHEDULE		TEAM RPI		ADJ RPI		CONF. RPI		ADJ CONF. RPI				
DIV. I ONLY			18- 13		.58065 115		4- 6		194		108		129		.50641 133		14		15				
DIV. I NON-CONF.			11- 4		.73333 51		1- 0		234		101		114		.52758 111		15		16				
TOTALS		RPI 1-25		RPI 26-50		W-L RECORDS		RPI 51-100		RPI 101-150		RPI 150+											
18- 13		1- 1		0- 3		OVERALL		1- 3		5- 5		11- 1											
7- 4		0- 0		0- 2		HOME		1- 0		1- 2		5- 0											
5- 7		0- 0		0- 1		AWAY		0- 2		2- 3		3- 1											
6- 2		1- 1		0- 0		NEUTRAL		0- 1		2- 0		3- 0											
11- 4		1- 1		0- 1		NON-CONFERENCE		0- 1		2- 1		8- 0											
3- 1		0- 0		0- 1		HOME		0- 0		0- 0		3- 0											
3- 2		0- 0		0- 0		AWAY		0- 1		1- 1		2- 0											
5- 1		1- 1		0- 0		NEUTRAL		0- 0		1- 0		3- 0											
7- 9		0- 0		0- 2		CONFERENCE		1- 2		3- 4		3- 1											
4- 3		0- 0		0- 1		HOME		1- 0		1- 2		2- 0											
2- 5		0- 0		0- 1		AWAY		0- 1		1- 2		1- 1											
1- 1		0- 0		0- 0		NEUTRAL		0- 1		1- 0		0- 0											
RPI	S	Opponent		Score		RPI	S	Opponent		Score		RPI	S	Opponent		Score							
6	N	Minnesota		2	3	28	A	Loyola (Ill.)		1	3	51	A	Dayton		1	3	120	A	Xavier		2	3
23	N	Michigan St.		3	2	28	H	Loyola (Ill.)		0	3	74	A	Wis.-Milwaukee		0	3	126	A	Western Mich.		3	1
						45	H	Cincinnati		0	3	74	H	Wis.-Milwaukee		3	0	134	A	Ill.-Chicago		2	3
												74	N	Wis.-Milwaukee		2	3	134	H	Ill.-Chicago		2	3
																		136	N	Marquette		3	0
																		137	A	Cleveland St.		3	1
																		137	H	Cleveland St.		3	1
																		149	A	Butler		1	3
																		149	H	Butler		2	3
																		149	N	Butler		3	0
																		167	A	Fla. Atlantic		3	1
																		169	A	Wis.-Green Bay		2	3
																		169	H	Wis.-Green Bay		3	0
																		179	H	Central Mich.		3	0
																		217	A	IPFW		3	0
																		227	H	Austin Peay		3	1
																		236	N	DePaul		3	1
																		245	A	Youngstown St.		3	0
																		245	H	Youngstown St.		3	0
																		249	N	North Carolina St.		3	0
																		280	H	Oakland		3	0
																		291	N	Western Ill.		3	0
						LAST 10 GAMES																	
						74	N	Wis.-Milwaukee		2	3	149	A	Butler		1	3						
						149	N	Butler		3	0	28	H	Loyola (Ill.)		0	3						
						137	A	Cleveland St.		3	1	134	H	Ill.-Chicago		2	3						
						245	A	Youngstown St.		3	0	74	A	Wis.-Milwaukee		0	3						
						280	H	Oakland		3	0	169	A	Wis.-Green Bay		2	3						

Non-Div. I Games:

Wright St.

Average RPI Win: 178		WON-LOST	WINNING	LAST 10	STRENGTH OF		OPP. STRENGTH	TEAM	ADJ	CONF.	ADJ CONF.
Average RPI Loss: 114		RECORD	PCT. RANK	GAMES	SCHEDULE		OF SCHEDULE	RPI	RPI	RPI	RPI
DIV. I ONLY		20- 14	.58824	110	5- 5		155	147	117	.50619	134
DIV. I NON-CONF.		13- 6	.68421	77	1- 0		172	152	102	.52556	114
TOTALS		RPI 1-25	RPI 26-50		W-L RECORDS		RPI 51-100		RPI 101-150		RPI 150+
20- 14	0- 2	1- 2		OVERALL		0- 2		8- 3		11- 5	
9- 6	0- 1	0- 1		HOME		0- 1		4- 1		5- 2	
5- 7	0- 1	0- 1		AWAY		0- 1		2- 2		3- 2	
6- 1	0- 0	1- 0		NEUTRAL		0- 0		2- 0		3- 1	
13- 6	0- 2	1- 0		NON-CONFERENCE		0- 0		4- 1		8- 3	
5- 3	0- 1	0- 0		HOME		0- 0		1- 1		4- 1	
2- 2	0- 1	0- 0		AWAY		0- 0		1- 0		1- 1	
6- 1	0- 0	1- 0		NEUTRAL		0- 0		2- 0		3- 1	
7- 8	0- 0	0- 2		CONFERENCE		0- 2		4- 2		3- 2	
4- 3	0- 0	0- 1		HOME		0- 1		3- 0		1- 1	
3- 5	0- 0	0- 1		AWAY		0- 1		1- 2		2- 1	
0- 0	0- 0	0- 0		NEUTRAL		0- 0		0- 0		0- 0	
RPI S	Opponent	Score		RPI S	Opponent	Score		RPI S	Opponent	Score	
15 A	Wisconsin	0	3	28 A	Loyola (Ill.)	0	3	74 A	Wis.-Milwaukee	1	3
20 H	Ohio St.	1	3	28 H	Loyola (Ill.)	2	3	74 H	Wis.-Milwaukee	0	3
				48 N	Sacramento St.	3	0				
				LAST 10 GAMES							
				169 A	Wis.-Green Bay	0	3	149 A	Butler	2	3
				169 A	Wis.-Green Bay	3	2	133 A	Wright St.	3	2
				74 A	Wis.-Milwaukee	1	3	28 H	Loyola (Ill.)	2	3
				137 H	Cleveland St.	3	0	214 A	IUPUI	3	0
				245 H	Youngstown St.	3	0	74 H	Wis.-Milwaukee	0	3
								242 H	Eastern Ill.	3	1
								245 A	Youngstown St.	3	0
								245 H	Youngstown St.	3	0
								256 N	Tex. A&M-Corp. Chris	3	0
								269 H	Binghamton	3	0

Non-Div. I Games:

Ill.-Chicago

Average RPI Win:	214	WON-LOST	WINNING	LAST 10	STRENGTH OF	OPP. STRENGTH	TEAM	ADJ	CONF.	ADJ CONF.	
Average RPI Loss:	85	RECORD	PCT. RANK	GAMES	SCHEDULE	OF SCHEDULE	RPI	RPI	RPI	RPI	
DIV. I ONLY	17- 16	.51515	153	4- 6	116	165	132	.50444	135	9	11
DIV. I NON-CONF.	11- 9	.55	140	0- 1	132	222	133	.50605	136	10	10
<hr/>											
TOTALS	RPI 1-25	RPI 26-50		W-L RECORDS	RPI 51-100		RPI 101-150		RPI 150+		
17- 16	0- 3	0- 1		OVERALL	2- 9		2- 0		13- 3		
5- 8	0- 0	0- 0		HOME	2- 5		0- 0		3- 3		
9- 5	0- 2	0- 1		AWAY	0- 2		2- 0		7- 0		
3- 3	0- 1	0- 0		NEUTRAL	0- 2		0- 0		3- 0		
<hr/>											
11- 9	0- 2	0- 0		NON-CONFERENCE	0- 5		1- 0		10- 2		
2- 4	0- 0	0- 0		HOME	0- 2		0- 0		2- 2		
6- 2	0- 1	0- 0		AWAY	0- 1		1- 0		5- 0		
3- 3	0- 1	0- 0		NEUTRAL	0- 2		0- 0		3- 0		
<hr/>											
6- 7	0- 1	0- 1		CONFERENCE	2- 4		1- 0		3- 1		
3- 4	0- 0	0- 0		HOME	2- 3		0- 0		1- 1		
3- 3	0- 1	0- 1		AWAY	0- 1		1- 0		2- 0		
0- 0	0- 0	0- 0		NEUTRAL	0- 0		0- 0		0- 0		
<hr/>											
RPI S	Opponent	Score	RPI S	Opponent	Score	RPI S	Opponent	Score	RPI S	Opponent	Score
11 A	North Carolina	0 3	30 A	Miami (Fla.)	0 3	53 A	Pennsylvania	1 3	119 A	Princeton	3 0
15 N	Wisconsin	0 3				69 H	Pittsburgh	0 3	146 A	Syracuse	3 1
21 A	Notre Dame	1 3				75 A	Virginia Tech	0 3	160 H	West Virginia	3 0
						79 H	Georgetown	3 2	168 H	Seton Hall	1 3
						80 H	Rutgers	1 3	181 H	Stony Brook	2 3
						82 H	Hofstra	0 3	195 A	Boston College	3 0
						85 H	Villanova	0 3	202 N	Fordham	3 0
						88 N	Manhattan	1 3	203 A	Long Island	3 2
						91 N	New Mexico St.	0 3	203 H	Long Island	3 2
						98 H	Connecticut	3 2	208 H	Columbia	2 3
						100 H	Towson	1 3	222 A	St. Peter's	3 2
									271 N	Elon	3 0
									274 A	Siena	3 1
									281 H	Fairleigh Dickinson	3 0
									284 A	Marist	3 0
									294 A	Providence	3 1
									299 N	St. Francis (N.Y.)	3 0
									304 A	Wagner	3 0
<hr/>											
LAST 10 GAMES											
195 A Boston College						3	0	30 A Miami (Fla.)	0	3	
294 A Providence						3	1	85 H Villanova	0	3	
168 H Seton Hall						1	3	79 H Georgetown	3	2	
80 H Rutgers						1	3	82 H Hofstra	0	3	
75 A Virginia Tech						0	3	98 H Connecticut	3	2	

Non-Div. I Games:

St. John's (N.Y.)

Average RPI Win: 187		WON-LOST	WINNING	LAST 10	STRENGTH OF		OPP. STRENGTH	TEAM	ADJ	CONF.	ADJ CONF.
Average RPI Loss: 89		RECORD	PCT. RANK	GAMES	SCHEDULE		OF SCHEDULE	RPI	RPI	RPI	RPI
DIV. I ONLY		13- 16	.44828	181	3- 7		92	142	140	.50337	136
DIV. I NON-CONF.		9- 5	.64286	92	0- 1		107	184	89	.55014	88
TOTALS		RPI 1-25	RPI 26-50		W-L RECORDS		RPI 51-100		RPI 101-150		RPI 150+
13- 16	0- 3	0- 1		OVERALL		0- 4		4- 6		9- 2	
5- 5	0- 1	0- 1		HOME		0- 1		1- 2		4- 0	
4- 7	0- 2	0- 0		AWAY		0- 2		0- 1		4- 2	
4- 4	0- 0	0- 0		NEUTRAL		0- 1		3- 3		1- 0	
9- 5	0- 1	0- 0		NON-CONFERENCE		0- 1		3- 3		6- 0	
3- 0	0- 0	0- 0		HOME		0- 0		1- 0		2- 0	
3- 2	0- 1	0- 0		AWAY		0- 1		0- 0		3- 0	
3- 3	0- 0	0- 0		NEUTRAL		0- 0		2- 3		1- 0	
4- 11	0- 2	0- 1		CONFERENCE		0- 3		1- 3		3- 2	
2- 5	0- 1	0- 1		HOME		0- 1		0- 2		2- 0	
1- 5	0- 1	0- 0		AWAY		0- 1		0- 1		1- 2	
1- 1	0- 0	0- 0		NEUTRAL		0- 1		1- 0		0- 0	
RPI S	Opponent	Score	RPI S	Opponent	Score	RPI S	Opponent	Score	RPI S	Opponent	Score
11 A	North Carolina	1 3	45 H	Cincinnati	2 3	56 A	Kansas	0 3	102 N	Southeast Mo. St.	3 0
12 H	Louisville	0 3				66 H	Houston	1 3	116 H	Tulane	1 3
14 A	South Fla.	0 3				71 A	St. Louis	1 3	116 N	Tulane	3 1
						71 N	St. Louis	0 3	118 H	Southern Miss.	1 3
									121 A	Charlotte	0 3
									128 H	Valparaiso	3 1
									132 N	Wyoming	2 3
									133 N	Wright St.	0 3
									137 N	Cleveland St.	3 2
									141 N	Purdue	2 3
									153 A	UAB	1 3
									169 A	Wis.-Green Bay	3 0
									171 A	Memphis	0 3
									175 H	TCU	3 0
									179 A	Central Mich.	3 2
									204 H	Lehigh	3 0
									217 A	IPFW	3 1
									227 H	Austin Peay	3 0
									236 H	DePaul	3 1
									254 A	East Caro.	3 0
									291 N	Western Ill.	3 0
LAST 10 GAMES											
11 A	North Carolina	1 3	153 A	UAB	1 3						
71 N	St. Louis	0 3	66 H	Houston	1 3						
116 N	Tulane	3 1	175 H	TCU	3 0						
236 H	DePaul	3 1	171 A	Memphis	0 3						
14 A	South Fla.	0 3	71 A	St. Louis	1 3						

Non-Div. I Games:

Marquette

Average RPI Win:		216	WON-LOST	WINNING	LAST 10	STRENGTH OF		OPP. STRENGTH	TEAM	ADJ	CONF.	ADJ CONF.
Average RPI Loss:		99	RECORD	PCT. RANK	GAMES	SCHEDULE		OF SCHEDULE	RPI	RPI	RPI	RPI
DIV. I ONLY			18- 13	.58065	115	5- 5		191	172	137	.50291	137
DIV. I NON-CONF.			13- 3	.8125	27	2- 0		217	227	97	.53878	98
TOTALS			RPI 1-25	RPI 26-50		W-L RECORDS		RPI 51-100		RPI 101-150		RPI 150+
18- 13	0- 1		0- 2	OVERALL		1- 3		2- 6		15- 1		
9- 3	0- 0		0- 1	HOME		1- 1		2- 1		6- 0		
7- 7	0- 1		0- 1	AWAY		0- 1		0- 3		7- 1		
2- 3	0- 0		0- 0	NEUTRAL		0- 1		0- 2		2- 0		
13- 3	0- 1		0- 0	NON-CONFERENCE		1- 0		0- 2		12- 0		
5- 0	0- 0		0- 0	HOME		1- 0		0- 0		4- 0		
6- 1	0- 1		0- 0	AWAY		0- 0		0- 0		6- 0		
2- 2	0- 0		0- 0	NEUTRAL		0- 0		0- 2		2- 0		
5- 10	0- 0		0- 2	CONFERENCE		0- 3		2- 4		3- 1		
4- 3	0- 0		0- 1	HOME		0- 1		2- 1		2- 0		
1- 6	0- 0		0- 1	AWAY		0- 1		0- 3		1- 1		
0- 1	0- 0		0- 0	NEUTRAL		0- 1		0- 0		0- 0		
RPI S	Opponent	Score	RPI S	Opponent	Score	RPI S	Opponent	Score	RPI S	Opponent	Score	
20 A	Ohio St.	0 3	28 A	Loyola (Ill.)	1 3	74 A	Wis.-Milwaukee	0 3	132 N	Wyoming	0 3	
			28 H	Loyola (Ill.)	0 3	74 H	Wis.-Milwaukee	1 3	133 A	Wright St.	1 3	
						74 N	Wis.-Milwaukee	0 3	133 H	Wright St.	1 3	
						97 H	Marshall	3 1	134 A	Ill.-Chicago	0 3	
									134 H	Ill.-Chicago	3 0	
									136 N	Marquette	2 3	
									149 A	Butler	0 3	
									149 H	Butler	3 1	
									169 A	Wis.-Green Bay	1 3	
									169 H	Wis.-Green Bay	3 1	
									172 A	Robert Morris	3 2	
									179 A	Central Mich.	3 2	
									181 N	Stony Brook	3 2	
									233 H	Buffalo	3 0	
									238 H	Tennessee Tech	3 1	
									245 A	Youngstown St.	3 2	
									245 H	Youngstown St.	3 1	
									252 N	Eastern Ky.	3 0	
									253 A	St. Francis (Pa.)	3 0	
									253 H	St. Francis (Pa.)	3 0	
									258 A	Canisius	3 1	
									271 H	Elon	3 0	
									280 A	Oakland	3 0	
									282 A	Niagara	3 0	
			LAST 10 GAMES									
			74 N	Wis.-Milwaukee	0 3	169 H	Wis.-Green Bay	3 1				
			133 H	Wright St.	1 3	74 H	Wis.-Milwaukee	1 3				
			149 H	Butler	3 1	253 A	St. Francis (Pa.)	3 0				
			134 A	Ill.-Chicago	0 3	245 H	Youngstown St.	3 1				
			28 A	Loyola (Ill.)	1 3	172 A	Robert Morris	3 2				

Non-Div. I Games:

Cleveland St.



Average RPI Win: 232		WON-LOST	WINNING	LAST 10	STRENGTH OF		OPP. STRENGTH	TEAM	ADJ	CONF.	ADJ CONF.
Average RPI Loss: 128		RECORD	PCT. RANK	GAMES	SCHEDULE		OF SCHEDULE	RPI	RPI	RPI	RPI
DIV. I ONLY		28- 11	.71795	52	6- 4		261	215	136	.50119	138
DIV. I NON-CONF.		13- 8	.61905	105	2- 2		242	197	167	.47956	171
TOTALS		RPI 1-25	RPI 26-50		W-L RECORDS		RPI 51-100		RPI 101-150		RPI 150+
28- 11	0- 1	0- 0		OVERALL		0- 2		3- 5		25- 3	
14- 2	0- 0	0- 0		HOME		0- 0		2- 1		12- 1	
10- 5	0- 1	0- 0		AWAY		0- 0		1- 3		9- 1	
4- 4	0- 0	0- 0		NEUTRAL		0- 2		0- 1		4- 1	
13- 8	0- 1	0- 0		NON-CONFERENCE		0- 2		1- 2		12- 3	
5- 1	0- 0	0- 0		HOME		0- 0		0- 0		5- 1	
5- 3	0- 1	0- 0		AWAY		0- 0		1- 1		4- 1	
3- 4	0- 0	0- 0		NEUTRAL		0- 2		0- 1		3- 1	
15- 3	0- 0	0- 0		CONFERENCE		0- 0		2- 3		13- 0	
9- 1	0- 0	0- 0		HOME		0- 0		2- 1		7- 0	
5- 2	0- 0	0- 0		AWAY		0- 0		0- 2		5- 0	
1- 0	0- 0	0- 0		NEUTRAL		0- 0		0- 0		1- 0	
RPI S	Opponent	Score		RPI S	Opponent	Score		RPI S	Opponent	Score	
11 A	North Carolina	0	3					72 N	San Diego St.	1	3
								97 N	Marshall	2	3
								110 A	Wake Forest	0	3
								115 A	Harvard	3	2
								140 A	Coastal Caro.	1	3
								140 H	Coastal Caro.	3	1
								140 H	Coastal Caro.	2	3
								145 A	UNC Asheville	2	3
								145 H	UNC Asheville	3	0
								147 N	Duquesne	1	3
								153 N	UAB	2	3
								154 H	Iowa St.	1	3
								158 N	Northeastern	3	0
								178 A	Liberty	3	2
								178 H	Liberty	3	0
								178 H	Liberty	3	0
								180 H	Va. Commonwealth	3	0
								224 A	UMKC	3	0
								226 A	Birmingham-So.	3	1
								226 H	Birmingham-So.	3	1
								243 A	Jacksonville St.	0	3
								243 H	Jacksonville St.	3	2
								245 N	Youngstown St.	3	2
								251 A	Radford	3	0
								251 H	Radford	3	0
								251 H	Radford	3	0
								265 N	Dartmouth	3	0
								267 A	UNC Greensboro	3	1
								267 H	UNC Greensboro	3	0
LAST 10 GAMES											
11 A	North Carolina	0	3	243 A	Jacksonville St.	0	3	251 H	Radford	3	0
178 H	Liberty	3	0	145 A	UNC Asheville	2	3	251 H	Radford	3	0
140 H	Coastal Caro.	3	1	270 H	Charleston So.	3	0	265 N	Dartmouth	3	0
251 H	Radford	3	0	140 H	Coastal Caro.	2	3	267 A	UNC Greensboro	3	1
226 A	Birmingham-So.	3	1	297 A	Gardner-Webb	3	0	267 H	UNC Greensboro	3	0

Non-Div. I Games:

Winthrop

RPI	S	Opponent	Score	
270	A	Charleston So.	3	1
270	H	Charleston So.	3	0
271	A	Elon	3	1
271	H	Elon	3	0
273	A	High Point	3	1
273	H	High Point	3	0
273	N	High Point	3	1
297	A	Gardner-Webb	3	0
297	H	Gardner-Webb	3	0

Winthrop

W  
i  
n  
t  
h  
r  
o  
p

W  
i  
n  
t  
h  
r  
o  
p

Average RPI Win:	185	WON-LOST RECORD	WINNING PCT. RANK	LAST 10 GAMES	STRENGTH OF SCHEDULE		OPP. STRENGTH OF SCHEDULE		TEAM RPI	ADJ RPI		CONF. RPI	ADJ CONF. RPI			
DIV. I ONLY		12- 17	.41379	196	4- 6		88		101	145	.49978	139	8	8		
DIV. I NON-CONF.		6- 9	.4	203	0- 1		130		71	165	.48919	160	11	11		
<hr/>																
TOTALS		RPI 1-25		RPI 26-50		W-L RECORDS		RPI 51-100		RPI 101-150		RPI 150+				
12- 17		0- 2		0- 5		OVERALL		1- 3		2- 5		9- 2				
5- 6		0- 1		0- 2		HOME		0- 1		1- 2		4- 0				
3- 8		0- 1		0- 1		AWAY		0- 1		1- 3		2- 2				
4- 3		0- 0		0- 2		NEUTRAL		1- 1		0- 0		3- 0				
6- 9		0- 1		0- 3		NON-CONFERENCE		1- 2		0- 2		5- 1				
1- 3		0- 0		0- 2		HOME		0- 0		0- 1		1- 0				
1- 4		0- 1		0- 0		AWAY		0- 1		0- 1		1- 1				
4- 2		0- 0		0- 1		NEUTRAL		1- 1		0- 0		3- 0				
6- 8		0- 1		0- 2		CONFERENCE		0- 1		2- 3		4- 1				
4- 3		0- 1		0- 0		HOME		0- 1		1- 1		3- 0				
2- 4		0- 0		0- 1		AWAY		0- 0		1- 2		1- 1				
0- 1		0- 0		0- 1		NEUTRAL		0- 0		0- 0		0- 0				
RPI	S	Opponent	Score		RPI	S	Opponent	Score		RPI	S	Opponent	Score			
5	H	Hawaii	0	3	31	H	California	0	3	55	N	Southwest Mo. St.	3	1		
14	A	South Fla.	1	3	37	N	Temple	2	3	61	N	Northwestern	0	3		
					46	A	Fresno St.	1	3	63	H	Nevada	2	3		
					46	N	Fresno St.	0	3	66	A	Houston	0	3		
					50	H	Texas-Arlington	0	3							
												103	A	San Jose St.	1	3
												109	A	Rice	1	3
												109	H	Rice	2	3
												116	H	Tulane	1	3
												121	A	Charlotte	0	3
												143	A	Louisiana Tech	3	1
												143	H	Louisiana Tech	3	1
												159	A	New Mexico	2	3
												163	A	UTEP	1	3
												163	H	UTEP	3	1
												183	A	North Texas	3	1
												185	A	Tulsa	3	1
												185	H	Tulsa	3	0
												193	N	Stetson	3	0
												218	H	Texas-San Antonio	3	1
												235	N	East Tenn. St.	3	0
												260	N	Auburn	3	0
												261	H	Boise St.	3	0
<hr/>																
LAST 10 GAMES																
46 N Fresno St.					0	3	163 H UTEP					3	1			
143 H Louisiana Tech					3	1	185 H Tulsa					3	0			
109 H Rice					2	3	109 A Rice					1	3			
163 A UTEP					1	3	66 A Houston					0	3			
185 A Tulsa					3	1	5 H Hawaii					0	3			

Non-Div. I Games:

Southern Methodist

Average RPI Win: 228		WON-LOST	WINNING	LAST 10	STRENGTH OF		OPP. STRENGTH	TEAM	ADJ	CONF.	ADJ CONF.
Average RPI Loss: 136		RECORD	PCT. RANK	GAMES	SCHEDULE		OF SCHEDULE	RPI	RPI	RPI	RPI
DIV. I ONLY		21- 11	.65625	74	5- 5		233	237	139	.49952	140
DIV. I NON-CONF.		9- 7	.5625	131	0- 2		167	219	150	.49635	150
TOTALS		RPI 1-25	RPI 26-50		W-L RECORDS		RPI 51-100		RPI 101-150		RPI 150+
21- 11	0- 0	0- 0		OVERALL		1- 3		3- 5		17- 3	
9- 3	0- 0	0- 0		HOME		0- 1		2- 1		7- 1	
6- 7	0- 0	0- 0		AWAY		0- 2		1- 3		5- 2	
6- 1	0- 0	0- 0		NEUTRAL		1- 0		0- 1		5- 0	
9- 7	0- 0	0- 0		NON-CONFERENCE		1- 3		0- 3		8- 1	
3- 2	0- 0	0- 0		HOME		0- 1		0- 1		3- 0	
1- 4	0- 0	0- 0		AWAY		0- 2		0- 1		1- 1	
5- 1	0- 0	0- 0		NEUTRAL		1- 0		0- 1		4- 0	
12- 4	0- 0	0- 0		CONFERENCE		0- 0		3- 2		9- 2	
6- 1	0- 0	0- 0		HOME		0- 0		2- 0		4- 1	
5- 3	0- 0	0- 0		AWAY		0- 0		1- 2		4- 1	
1- 0	0- 0	0- 0		NEUTRAL		0- 0		0- 0		1- 0	
RPI S	Opponent	Score	RPI S	Opponent	Score	RPI S	Opponent	Score	RPI S	Opponent	Score
						69 H	Pittsburgh	0 3	124 A	Georgia St.	0 3
						73 A	Clemson	1 3	129 H	Western Caro.	2 3
						75 N	Virginia Tech	3 2	138 A	Winthrop	1 3
						96 A	Davidson	1 3	138 A	Winthrop	3 2
									138 H	Winthrop	3 1
									142 N	Southeastern La.	0 3
									145 A	UNC Asheville	1 3
									145 H	UNC Asheville	3 2
									175 N	TCU	3 1
									178 A	Liberty	1 3
									178 H	Liberty	2 3
									219 N	N.C. A&T	3 2
									226 A	Birmingham-So.	1 3
									226 H	Birmingham-So.	3 0
									228 N	Bucknell	3 0
									233 A	Buffalo	3 2
									250 H	UNC Wilmington	3 0
									251 A	Radford	3 0
									251 H	Radford	3 0
									258 N	Canisius	3 0
									270 A	Charleston So.	3 0
									270 H	Charleston So.	3 0
									270 N	Charleston So.	3 0
									271 A	Elon	3 1
									271 H	Elon	3 0
									273 A	High Point	3 0
									273 H	High Point	3 0
LAST 10 GAMES			LAST 10 GAMES								
			138 A	Winthrop	1 3	138 A	Winthrop	3 2			
			270 N	Charleston So.	3 0	178 H	Liberty	2 3			
			273 A	High Point	3 0	251 H	Radford	3 0			
			271 A	Elon	3 1	124 A	Georgia St.	0 3			
			145 A	UNC Asheville	1 3	226 A	Birmingham-So.	1 3			

Non-Div. I Games:

Coastal Caro.

RPI	S	Opponent	Score	
308	H	Savannah St.	3	0

Coastal Caro.

C  
o  
a  
s  
t  
a  
l  
C  
a  
r  
o  
.

C  
o  
a  
s  
t  
a  
l  
C  
a  
r  
o  
.

Average RPI Win: 170		WON-LOST RECORD	WINNING PCT. RANK	LAST 10 GAMES	STRENGTH OF SCHEDULE	OPP. STRENGTH OF SCHEDULE	TEAM RPI	ADJ RPI	CONF. RPI	ADJ CONF. RPI
Average RPI Loss: 49										
DIV. I ONLY		12- 21	.36364 219	2- 8	72	45	149	.49937 141	2	2
DIV. I NON-CONF.		10- 3	.76923 37	0- 0	147	194	73	.56548 73	2	2
TOTALS		RPI 1-25	RPI 26-50	W-L RECORDS	RPI 51-100	RPI 101-150	RPI 150+			
12- 21	1- 10	1- 1	OVERALL	0- 8	3- 1	7- 1				
7- 9	1- 5	1- 0	HOME	0- 4	1- 0	4- 0				
1- 11	0- 5	0- 1	AWAY	0- 4	0- 0	1- 1				
4- 1	0- 0	0- 0	NEUTRAL	0- 0	2- 1	2- 0				
10- 3	1- 0	0- 0	NON-CONFERENCE	0- 2	3- 1	6- 0				
5- 1	1- 0	0- 0	HOME	0- 1	1- 0	3- 0				
1- 1	0- 0	0- 0	AWAY	0- 1	0- 0	1- 0				
4- 1	0- 0	0- 0	NEUTRAL	0- 0	2- 1	2- 0				
2- 18	0- 10	1- 1	CONFERENCE	0- 6	0- 0	1- 1				
2- 8	0- 5	1- 0	HOME	0- 3	0- 0	1- 0				
0- 10	0- 5	0- 1	AWAY	0- 3	0- 0	0- 1				
0- 0	0- 0	0- 0	NEUTRAL	0- 0	0- 0	0- 0				
RPI S Opponent	Score	RPI S Opponent	Score	RPI S Opponent	Score	RPI S Opponent	Score			
6 A Minnesota	0 3	43 A Michigan	0 3	56 A Kansas	0 3	102 N Southeast Mo. St.	1 3			
6 H Minnesota	1 3	43 H Michigan	3 1	61 A Northwestern	1 3	129 N Western Caro.	3 0			
15 A Wisconsin	0 3			61 H Northwestern	2 3	136 N Marquette	3 2			
15 H Wisconsin	0 3			65 A Indiana	0 3	149 H Butler	3 2			
17 A Penn St.	0 3			65 H Indiana	2 3	166 A Iowa	1 3			
17 H Penn St.	0 3			76 H Western Ky.	2 3	166 H Iowa	3 2			
20 A Ohio St.	2 3			84 A Illinois	1 3	200 H Delaware	3 0			
20 H Ohio St.	1 3			84 H Illinois	0 3	206 A Middle Tenn.	3 2			
21 H Notre Dame	3 2					214 H IUPUI	3 0			
23 A Michigan St.	0 3					217 H IPFW	3 2			
23 H Michigan St.	1 3					263 N Evansville	3 0			
						301 N Chicago St.	3 0			
LAST 10 GAMES										
20 A Ohio St.	2 3	61 A Northwestern	1 3							
65 A Indiana	0 3	17 A Penn St.	0 3							
23 H Michigan St.	1 3	84 H Illinois	0 3							
43 H Michigan	3 1	6 H Minnesota	1 3							
15 A Wisconsin	0 3	166 H Iowa	3 2							

Non-Div. I Games:

Purdue

Average RPI Win:	226	WON-LOST	WINNING	LAST 10		STRENGTH OF	OPP. STRENGTH	TEAM	ADJ	CONF.	ADJ CONF.				
Average RPI Loss:	104	RECORD	PCT. RANK	GAMES		SCHEDULE	OF SCHEDULE	RPI	RPI	RPI	RPI				
DIV. I ONLY		18- 14	.5625	125	6- 4	169	208	142	.4992	142	19	19			
DIV. I NON-CONF.		7- 4	.63636	95	1- 0	161	270	132	.51035	131	18	19			
<hr/>															
TOTALS	RPI 1-25	RPI 26-50		W-L RECORDS		RPI 51-100		RPI 101-150		RPI 150+					
18- 14	0- 0	0- 2		OVERALL		0- 7		4- 3		14- 2					
7- 4	0- 0	0- 1		HOME		0- 2		1- 1		6- 0					
7- 8	0- 0	0- 1		AWAY		0- 4		1- 2		6- 1					
4- 2	0- 0	0- 0		NEUTRAL		0- 1		2- 0		2- 1					
<hr/>															
7- 4	0- 0	0- 0		NON-CONFERENCE		0- 2		2- 1		5- 1					
1- 0	0- 0	0- 0		HOME		0- 0		0- 0		1- 0					
2- 2	0- 0	0- 0		AWAY		0- 1		0- 1		2- 0					
4- 2	0- 0	0- 0		NEUTRAL		0- 1		2- 0		2- 1					
<hr/>															
11- 10	0- 0	0- 2		CONFERENCE		0- 5		2- 2		9- 1					
6- 4	0- 0	0- 1		HOME		0- 2		1- 1		5- 0					
5- 6	0- 0	0- 1		AWAY		0- 3		1- 1		4- 1					
0- 0	0- 0	0- 0		NEUTRAL		0- 0		0- 0		0- 0					
<hr/>															
RPI	S	Opponent	Score	RPI	S	Opponent	Score	RPI	S	Opponent	Score				
				50	A	Texas-Arlington	1 3	66	N	Houston	1 3	118	A	Southern Miss.	0 3
				50	H	Texas-Arlington	0 3	70	A	Lamar	1 3	122	A	McNeese St.	0 3
								70	H	Lamar	0 3	122	H	McNeese St.	0 3
								92	A	Stephen F. Austin	2 3	130	A	Nicholls St.	3 0
								92	A	Stephen F. Austin	1 3	130	H	Nicholls St.	3 0
								92	H	Stephen F. Austin	1 3	140	N	Coastal Caro.	3 0
								96	A	Davidson	2 3	143	N	Louisiana Tech	3 1
												201	A	Sam Houston St.	0 3
												201	H	Sam Houston St.	3 2
												207	A	Southwest Tex. St.	3 1
												207	H	Southwest Tex. St.	3 1
												218	A	Texas-San Antonio	3 1
												218	H	Texas-San Antonio	3 0
												219	N	N.C. A&T	2 3
												248	A	Northwestern St.	3 1
												248	H	Northwestern St.	3 2
												277	A	La.-Monroe	3 0
												277	H	La.-Monroe	3 0
												278	N	Grambling	3 0
												279	A	Centenary (La.)	3 0
												279	N	Centenary (La.)	3 0
												292	A	Jackson St.	3 0
												292	H	Jackson St.	3 0
<hr/>															
LAST 10 GAMES															
				92	A	Stephen F. Austin	2 3	248	A	Northwestern St.	3 1	292	A	Jackson St.	3 0
				92	H	Stephen F. Austin	1 3	277	A	La.-Monroe	3 0				
				201	H	Sam Houston St.	3 2	70	A	Lamar	1 3				
				207	A	Southwest Tex. St.	3 1	50	H	Texas-Arlington	0 3				
				218	A	Texas-San Antonio	3 1	292	A	Jackson St.	3 0				

**Non-Div. I Games:**

Southeastern La.

[illegible]

**Non-Div. I Games:**

Louisiana Tech



Loss, Non-Conf, S Site, H Home, A Away, N Neutral Page 153

Average RPI Win:	241	WON-LOST	WINNING	LAST 10	STRENGTH OF	OPP. STRENGTH	TEAM	ADJ	CONF.	ADJ CONF.			
Average RPI Loss:	174	RECORD	PCT. RANK	GAMES	SCHEDULE	OF SCHEDULE	RPI	RPI	RPI	RPI			
DIV. I ONLY		24- 8	.75	40	9- 1	263	258	134	.49711	145	24	24	
DIV. I NON-CONF.		9- 5	.64286	92	1- 0	195	286	148	.48933	159	23	24	
<hr/>													
TOTALS	RPI 1-25	RPI 26-50		W-L RECORDS		RPI 51-100		RPI 101-150		RPI 150+			
24- 8	0- 0	0- 0		OVERALL		0- 0		2- 3		22- 5			
8- 1	0- 0	0- 0		HOME		0- 0		2- 1		6- 0			
10- 4	0- 0	0- 0		AWAY		0- 0		0- 2		10- 2			
6- 3	0- 0	0- 0		NEUTRAL		0- 0		0- 0		6- 3			
<hr/>													
9- 5	0- 0	0- 0		NON-CONFERENCE		0- 0		0- 1		9- 4			
1- 1	0- 0	0- 0		HOME		0- 0		0- 1		1- 0			
4- 2	0- 0	0- 0		AWAY		0- 0		0- 0		4- 2			
4- 2	0- 0	0- 0		NEUTRAL		0- 0		0- 0		4- 2			
<hr/>													
15- 3	0- 0	0- 0		CONFERENCE		0- 0		2- 2		13- 1			
7- 0	0- 0	0- 0		HOME		0- 0		2- 0		5- 0			
6- 2	0- 0	0- 0		AWAY		0- 0		0- 2		6- 0			
2- 1	0- 0	0- 0		NEUTRAL		0- 0		0- 0		2- 1			
<hr/>													
RPI S	Opponent	Score	RPI S	Opponent	Score	RPI S	Opponent	Score	RPI S	Opponent	Score		
									129 H	Western Caro.	2	3	
									138 A	Winthrop	0	3	
									138 H	Winthrop	3	2	
									140 A	Coastal Caro.	2	3	
									140 H	Coastal Caro.	3	1	
									177 N	UMBC	2	3	
									178 A	Liberty	3	0	
									178 H	Liberty	3	1	
									178 N	Liberty	0	3	
									187 N	Appalachian St.	2	3	
									205 N	Albany (N.Y.)	3	0	
									219 A	N.C. A&T	2	3	
									221 A	Navy	2	3	
									226 A	Birmingham-So.	3	1	
									226 H	Birmingham-So.	3	1	
									235 A	East Tenn. St.	3	1	
									240 N	Wofford	3	0	
									250 N	UNC Wilmington	3	0	
									251 A	Radford	3	1	
									251 H	Radford	3	2	
									255 A	Mercer	3	2	
									255 N	Mercer	3	2	
			LAST 10 GAMES						270 A	Charleston So.	3	0	
			178 N Liberty			0	3	270 H Charleston So.	3	2	270 H Charleston So.	3	2
			273 N High Point			3	1	273 A High Point	3	0	271 A Elon	3	1
			226 A Birmingham-So.			3	1	271 A Elon	3	1	271 H Elon	3	0
			138 H Winthrop			3	2	251 A Radford	3	1	273 A High Point	3	0
			140 H Coastal Caro.			3	1	178 A Liberty	3	0			

Non-Div. I Games:	Mars Hill	3	0	Montreat	3	0
-------------------	-----------	---	---	----------	---	---

UNC Asheville

RPI	S	Opponent	Score	
273	A	High Point	3	2
273	H	High Point	3	1
273	N	High Point	3	1
273	N	High Point	3	1
298	A	Morris Brown	3	0

UNC Asheville

U  
N  
C  
A  
s  
h  
e  
v  
i  
l  
l  
e

U  
N  
C  
A  
s  
h  
e  
v  
i  
l  
l  
e

Average RPI Win: 226		WON-LOST RECORD		WINNING PCT. RANK		LAST 10 GAMES		STRENGTH OF SCHEDULE		OPP. STRENGTH OF SCHEDULE		TEAM RPI		ADJ RPI		CONF. RPI		ADJ CONF. RPI	
Average RPI Loss: 81																			
DIV. I ONLY		19- 12		.6129 97		6- 4		247		151		150		.49653 146		9		11	
DIV. I NON-CONF.		14- 4		.77778 34		3- 0		281		211		142		.50481 140		10		10	
TOTALS		RPI 1-25		RPI 26-50		W-L RECORDS		RPI 51-100		RPI 101-150		RPI 150+							
19- 12		0- 2		0- 1		OVERALL		3- 6		0- 2		16- 1							
11- 4		0- 1		0- 0		HOME		1- 1		0- 1		10- 1							
7- 5		0- 0		0- 1		AWAY		2- 3		0- 1		5- 0							
1- 3		0- 1		0- 0		NEUTRAL		0- 2		0- 0		1- 0							
14- 4		0- 1		0- 0		NON-CONFERENCE		1- 2		0- 1		13- 0							
8- 0		0- 0		0- 0		HOME		0- 0		0- 0		8- 0							
5- 1		0- 0		0- 0		AWAY		1- 0		0- 1		4- 0							
1- 3		0- 1		0- 0		NEUTRAL		0- 2		0- 0		1- 0							
5- 8		0- 1		0- 1		CONFERENCE		2- 4		0- 1		3- 1							
3- 4		0- 1		0- 0		HOME		1- 1		0- 1		2- 1							
2- 4		0- 0		0- 1		AWAY		1- 3		0- 0		1- 0							
0- 0		0- 0		0- 0		NEUTRAL		0- 0		0- 0		0- 0							
RPI S	Opponent	Score		RPI S	Opponent	Score		RPI S	Opponent	Score		RPI S	Opponent	Score					
14 N	South Fla.	0	3	30 A	Miami (Fla.)	0	3	69 H	Pittsburgh	3	0	126 A	Western Mich.	2	3				
21 H	Notre Dame	0	3					74 N	Wis.-Milwaukee	0	3	135 H	St. John's (N.Y.)	1	3				
								75 A	Virginia Tech	0	3	160 H	West Virginia	2	3				
								77 N	Maryland	0	3	168 A	Seton Hall	3	2				
								79 A	Georgetown	1	3	194 H	Brown	3	0				
								80 A	Rutgers	3	2	195 H	Boston College	3	0				
								85 A	Villanova	2	3	205 A	Albany (N.Y.)	3	1				
								90 A	James Madison	3	2	213 H	Loyola (Md.)	3	0				
								98 H	Connecticut	0	3	233 H	Buffalo	3	0				
												258 A	Canisius	3	2				
												269 A	Binghamton	3	0				
												274 H	Siena	3	0				
												282 A	Niagara	3	1				
												284 H	Marist	3	1				
												289 H	Central Conn. St.	3	0				
												290 N	Campbell	3	0				
												294 H	Providence	3	0				
												296 H	Colgate	3	0				
												304 H	Wagner	3	0				
LAST 10 GAMES																			
30 A	Miami (Fla.)	0	3	69 H	Pittsburgh	3	0												
75 A	Virginia Tech	0	3	160 H	West Virginia	2	3												
21 H	Notre Dame	0	3	258 A	Canisius	3	2												
294 H	Providence	3	0	282 A	Niagara	3	1												
195 H	Boston College	3	0	274 H	Siena	3	0												

Non-Div. I Games:

Syracuse

Average RPI Win:	207	WON-LOST RECORD	WINNING PCT. RANK	LAST 10 GAMES	STRENGTH OF SCHEDULE	OPP. STRENGTH OF SCHEDULE	TEAM RPI	ADJ RPI	CONF. RPI	ADJ CONF. RPI	
Average RPI Loss:	106										
DIV. I ONLY		18- 12	.6 104	6- 4	229	157	144	.49496 147	12	12	
DIV. I NON-CONF.		11- 5	.6875 72	1- 0	271	215	163	.48194 166	14	14	
<hr/>											
TOTALS	RPI 1-25	RPI 26-50		W-L RECORDS	RPI 51-100		RPI 101-150		RPI 150+		
18- 12	0- 0	0- 2		OVERALL	1- 5		3- 2		14- 3		
9- 2	0- 0	0- 1		HOME	1- 1		2- 0		6- 0		
5- 8	0- 0	0- 1		AWAY	0- 4		0- 2		5- 1		
4- 2	0- 0	0- 0		NEUTRAL	0- 0		1- 0		3- 2		
<hr/>											
11- 5	0- 0	0- 0		NON-CONFERENCE	0- 2		1- 0		10- 3		
4- 0	0- 0	0- 0		HOME	0- 0		0- 0		4- 0		
3- 3	0- 0	0- 0		AWAY	0- 2		0- 0		3- 1		
4- 2	0- 0	0- 0		NEUTRAL	0- 0		1- 0		3- 2		
<hr/>											
7- 7	0- 0	0- 2		CONFERENCE	1- 3		2- 2		4- 0		
5- 2	0- 0	0- 1		HOME	1- 1		2- 0		2- 0		
2- 5	0- 0	0- 1		AWAY	0- 2		0- 2		2- 0		
0- 0	0- 0	0- 0		NEUTRAL	0- 0		0- 0		0- 0		
<hr/>											
RPI S	Opponent	Score	RPI S	Opponent	Score	RPI S	Opponent	Score	RPI S	Opponent	Score
			37 A Temple	0	3	51 A Dayton	0	3	114 A Rhode Island	0	3
			37 H Temple	1	3	51 H Dayton	2	3	114 H Rhode Island	3	1
						69 A Pittsburgh	0	3	120 A Xavier	0	3
						85 A Villanova	1	3	120 H Xavier	3	2
						89 A George Washington	0	3	138 N Winthrop	3	1
						89 H George Washington	3	1	154 N Iowa St.	0	3
									160 H West Virginia	3	1
									172 H Robert Morris	3	1
									178 H Liberty	3	2
									202 A Fordham	3	1
									202 H Fordham	3	0
									224 A UMKC	1	3
									237 A La Salle	3	2
									237 H La Salle	3	1
									245 N Youngstown St.	2	3
									251 N Radford	3	0
									253 A St. Francis (Pa.)	3	1
									258 A Canisius	3	1
									262 N Maine	3	0
									274 N Siena	3	0
									282 A Niagara	3	0
									291 H Western Ill.	3	2
<hr/>											
			LAST 10 GAMES								
			202 H Fordham	3	0	253 A St. Francis (Pa.)	3	1			
			114 H Rhode Island	3	1	51 H Dayton	2	3			
			37 A Temple	0	3	120 H Xavier	3	2			
			237 A La Salle	3	2	114 A Rhode Island	0	3			
			89 A George Washington	0	3	202 A Fordham	3	1			

Non-Div. I Games:

Duquesne

Average RPI Win:		229	WON-LOST RECORD		WINNING PCT. RANK		LAST 10 GAMES		STRENGTH OF SCHEDULE		OPP. STRENGTH OF SCHEDULE		TEAM RPI		ADJ RPI		CONF. RPI		ADJ CONF. RPI	
Average RPI Loss:		119																		
DIV. I ONLY			19- 15		.55882 128		7- 3		177		217		146		.49347 148		26		27	
DIV. I NON-CONF.			10- 12		.45455 186		1- 0		101		164		140		.50527 139		27		27	
TOTALS			RPI 1-25		RPI 26-50		W-L RECORDS		RPI 51-100		RPI 101-150		RPI 150+							
19- 15			0- 2		0- 0		OVERALL		1- 5		1- 3		17- 5							
10- 4			0- 1		0- 0		HOME		1- 1		1- 1		8- 1							
6- 4			0- 0		0- 0		AWAY		0- 2		0- 1		6- 1							
3- 7			0- 1		0- 0		NEUTRAL		0- 2		0- 1		3- 3							
10- 12			0- 2		0- 0		NON-CONFERENCE		0- 5		1- 3		9- 2							
6- 3			0- 1		0- 0		HOME		0- 1		1- 1		5- 0							
2- 4			0- 0		0- 0		AWAY		0- 2		0- 1		2- 1							
2- 5			0- 1		0- 0		NEUTRAL		0- 2		0- 1		2- 1							
9- 3			0- 0		0- 0		CONFERENCE		1- 0		0- 0		8- 3							
4- 1			0- 0		0- 0		HOME		1- 0		0- 0		3- 1							
4- 0			0- 0		0- 0		AWAY		0- 0		0- 0		4- 0							
1- 2			0- 0		0- 0		NEUTRAL		0- 0		0- 0		1- 2							
RPI	S	Opponent	Score		RPI	S	Opponent	Score		RPI	S	Opponent	Score		RPI	S	Opponent	Score		
17	H	Penn St.	0	3						53	N	Pennsylvania	0	3	107	N	Kentucky	0	3	
19	N	Long Beach St.	0	3						81	N	Texas Tech	0	3	115	H	Harvard	3	0	
										82	A	Hofstra	1	3	128	A	Valparaiso	0	3	
										88	H	Manhattan	3	0	134	H	Ill.-Chicago	0	3	
										93	H	New Hampshire	2	3	152	A	Yale	1	3	
										98	A	Connecticut	1	3	157	N	Jacksonville	0	3	
															158	N	Northeastern	3	1	
															168	H	Seton Hall	3	1	
															181	H	Stony Brook	3	0	
															203	A	Long Island	3	1	
															205	N	Albany (N.Y.)	3	1	
															213	A	Loyola (Md.)	3	1	
															213	N	Loyola (Md.)	2	3	
															222	H	St. Peter's	3	2	
															222	N	St. Peter's	1	3	
															225	H	Iona	0	3	
															253	H	St. Francis (Pa.)	3	0	
															258	H	Canisius	3	0	
															274	A	Siena	3	0	
															281	H	Fairleigh Dickinson	3	0	
															282	H	Niagara	3	1	
															282	N	Niagara	3	0	
															284	A	Marist	3	1	
															289	H	Central Conn. St.	3	2	
															300	A	Rider	3	0	
															304	A	Wagner	3	0	
LAST 10 GAMES																				
213 N Loyola (Md.)					2	3	284 A Marist					3	1	284 A Marist					3	1
222 N St. Peter's					1	3	282 H Niagara					3	1	289 H Central Conn. St.					3	2
282 N Niagara					3	0	258 H Canisius					3	0	300 A Rider					3	0
253 H St. Francis (Pa.)					3	0	225 H Iona					0	3	304 A Wagner					3	0
274 A Siena					3	0	88 H Manhattan					3	0							

**Non-Div. I Games:**

Fairfield

Average RPI Win: 188		WON-LOST	WINNING	LAST 10	STRENGTH OF		OPP. STRENGTH	TEAM	ADJ	CONF.	ADJ CONF.
Average RPI Loss: 91		RECORD	PCT. RANK	GAMES	SCHEDULE		OF SCHEDULE	RPI	RPI	RPI	RPI
DIV. I ONLY		15- 20	.42857	192	4- 6		104	126	151	.49331	149
DIV. I NON-CONF.		8- 12	.4	203	1- 2		141	104	178	.47732	174
TOTALS		RPI 1-25	RPI 26-50		W-L RECORDS		RPI 51-100		RPI 101-150		RPI 150+
15- 20	0- 2	0- 4		OVERALL		0- 6		5- 5		10- 3	
6- 4	0- 0	0- 1		HOME		0- 2		3- 1		3- 0	
3- 10	0- 0	0- 2		AWAY		0- 3		1- 3		2- 2	
6- 6	0- 2	0- 1		NEUTRAL		0- 1		1- 1		5- 1	
8- 12	0- 2	0- 2		NON-CONFERENCE		0- 4		1- 2		7- 2	
1- 2	0- 0	0- 0		HOME		0- 1		0- 1		1- 0	
1- 5	0- 0	0- 1		AWAY		0- 2		0- 1		1- 1	
6- 5	0- 2	0- 1		NEUTRAL		0- 1		1- 0		5- 1	
7- 8	0- 0	0- 2		CONFERENCE		0- 2		4- 3		3- 1	
5- 2	0- 0	0- 1		HOME		0- 1		3- 0		2- 0	
2- 5	0- 0	0- 1		AWAY		0- 1		1- 2		1- 1	
0- 1	0- 0	0- 0		NEUTRAL		0- 0		0- 1		0- 0	
RPI S	Opponent	Score	RPI S	Opponent	Score	RPI S	Opponent	Score	RPI S	Opponent	Score
12 N	Louisville	1 3	28 A	Loyola (Ill.)	0 3	65 A	Indiana	2 3	109 N	Rice	3 2
16 N	Washington St.	0 3	28 H	Loyola (Ill.)	0 3	71 A	St. Louis	2 3	128 H	Valparaiso	0 3
			29 N	UCLA	0 3	74 A	Wis.-Milwaukee	1 3	133 A	Wright St.	3 2
			48 A	Sacramento St.	0 3	74 H	Wis.-Milwaukee	0 3	133 H	Wright St.	3 1
						76 N	Western Ky.	0 3	133 N	Wright St.	0 3
						87 H	Montana St.	2 3	134 A	Ill.-Chicago	2 3
									134 H	Ill.-Chicago	3 2
									137 A	Cleveland St.	1 3
									137 H	Cleveland St.	3 0
									141 A	Purdue	2 3
									159 A	New Mexico	1 3
									169 A	Wis.-Green Bay	1 3
									169 H	Wis.-Green Bay	3 0
									179 N	Central Mich.	3 1
									184 H	Indiana St.	3 2
									200 N	Delaware	3 1
									216 A	San Francisco	3 0
									217 N	IPFW	3 0
									217 N	IPFW	1 3
									227 N	Austin Peay	3 0
									245 A	Youngstown St.	3 0
									245 H	Youngstown St.	3 2
									294 N	Providence	3 0
LAST 10 GAMES											
109 N	Rice	3 2	137 A	Cleveland St.	1 3						
29 N	UCLA	0 3	133 H	Wright St.	3 1						
159 A	New Mexico	1 3	134 H	Ill.-Chicago	3 2						
133 N	Wright St.	0 3	28 H	Loyola (Ill.)	0 3						
245 A	Youngstown St.	3 0	169 A	Wis.-Green Bay	1 3						

Non-Div. I Games:

Butler

Average RPI Win: 139		WON-LOST	WINNING	LAST 10	STRENGTH OF	OPP. STRENGTH	TEAM	ADJ	CONF.	ADJ CONF.			
Average RPI Loss: 61		RECORD	PCT. RANK	GAMES	SCHEDULE	OF SCHEDULE	RPI	RPI	RPI	RPI			
DIV. I ONLY		9- 22	.29032	253	1- 9	39	37	153	.49232	150	3	3	
DIV. I NON-CONF.		7- 4	.63636	95	1- 0	53	95	54	.58203	55	3	3	
<hr/>													
TOTALS		RPI 1-25	RPI 26-50		W-L RECORDS		RPI 51-100		RPI 101-150		RPI 150+		
9- 22	0- 3	1- 9		OVERALL		1- 6		2- 1		5- 3			
5- 10	0- 1	1- 4		HOME		1- 3		0- 0		3- 2			
2- 10	0- 2	0- 4		AWAY		0- 3		1- 0		1- 1			
2- 2	0- 0	0- 1		NEUTRAL		0- 0		1- 1		1- 0			
7- 4	0- 1	1- 1		NON-CONFERENCE		0- 1		2- 1		4- 0			
4- 1	0- 0	1- 0		HOME		0- 1		0- 0		3- 0			
1- 1	0- 1	0- 0		AWAY		0- 0		1- 0		0- 0			
2- 2	0- 0	0- 1		NEUTRAL		0- 0		1- 1		1- 0			
2- 18	0- 2	0- 8		CONFERENCE		1- 5		0- 0		1- 3			
1- 9	0- 1	0- 4		HOME		1- 2		0- 0		0- 2			
1- 9	0- 1	0- 4		AWAY		0- 3		0- 0		1- 1			
0- 0	0- 0	0- 0		NEUTRAL		0- 0		0- 0		0- 0			
<hr/>													
RPI	S	Opponent	Score	RPI	S	Opponent	Score	RPI	S	Opponent	Score		
4	A	Nebraska	0 3	26	A	Kansas St.	0 3	56	A	Kansas	0 3	105 N Oral Roberts	1 3
4	H	Nebraska	0 3	26	H	Kansas St.	0 3	56	H	Kansas	0 3	114 A Rhode Island	3 0
19	A	Long Beach St.	0 3	28	N	Loyola (Ill.)	1 3	60	A	Colorado	0 3	123 N Utah St.	3 2
				36	A	Texas	0 3	60	H	Colorado	1 3	154 A Iowa St.	3 1
				36	H	Texas	0 3	66	H	Houston	1 3	154 H Iowa St.	0 3
				39	A	Texas A&M	0 3	81	A	Texas Tech	1 3	158 N Northeastern	3 1
				39	H	Texas A&M	0 3	81	H	Texas Tech	3 0	164 H Ark.-Little Rock	3 0
				42	A	Missouri	0 3					176 A Oklahoma	1 3
				42	H	Missouri	0 3					176 H Oklahoma	0 3
				50	H	Texas-Arlington	3 1					188 H Mississippi	3 0
												218 H Texas-San Antonio	3 1
<hr/>													
LAST 10 GAMES													
				176	H	Oklahoma	0 3	81	A	Texas Tech	1 3		
				60	A	Colorado	0 3	26	A	Kansas St.	0 3		
				4	H	Nebraska	0 3	39	H	Texas A&M	0 3		
				42	A	Missouri	0 3	218	H	Texas-San Antonio	3 1		
				56	H	Kansas	0 3	36	A	Texas	0 3		

Non-Div. I Games:

Baylor



Average RPI Win:		183	WON-LOST RECORD		WINNING PCT. RANK	LAST 10 GAMES		STRENGTH OF SCHEDULE		OPP. STRENGTH OF SCHEDULE	TEAM RPI	ADJ RPI	CONF. RPI	ADJ CONF. RPI						
Average RPI Loss:		61																		
DIV. I ONLY			9- 18		.33333 227	4- 6		70		35	160	.49178 151	6	7						
DIV. I NON-CONF.			3- 10		.23077 268	0- 1		66		13	169	.48485 164	7	7						
<hr/>																				
TOTALS		RPI 1-25		RPI 26-50		W-L RECORDS		RPI 51-100		RPI 101-150		RPI 150+								
9- 18		0- 5		0- 6		OVERALL		0- 3		2- 2		7- 2								
5- 8		0- 2		0- 3		HOME		0- 0		1- 1		4- 2								
4- 8		0- 2		0- 3		AWAY		0- 2		1- 1		3- 0								
0- 2		0- 1		0- 0		NEUTRAL		0- 1		0- 0		0- 0								
3- 10		0- 3		0- 2		NON-CONFERENCE		0- 3		1- 1		2- 1								
2- 4		0- 1		0- 1		HOME		0- 0		0- 1		2- 1								
1- 4		0- 1		0- 1		AWAY		0- 2		1- 0		0- 0								
0- 2		0- 1		0- 0		NEUTRAL		0- 1		0- 0		0- 0								
6- 8		0- 2		0- 4		CONFERENCE		0- 0		1- 1		5- 1								
3- 4		0- 1		0- 2		HOME		0- 0		1- 0		2- 1								
3- 4		0- 1		0- 2		AWAY		0- 0		0- 1		3- 0								
0- 0		0- 0		0- 0		NEUTRAL		0- 0		0- 0		0- 0								
RPI S	Opponent		Score		RPI S	Opponent		Score		RPI S	Opponent		Score							
2 H	Stanford		0	3	31 H	California		2	3	57 A	Pacific (Cal.)		0	3						
5 A	Hawaii		0	3	34 A	San Diego		0	3	66 N	Houston		1	3						
7 A	Pepperdine		0	3	34 H	San Diego		1	3	86 A	UC Irvine		0	3						
7 H	Pepperdine		0	3	35 A	Santa Clara		1	3											
13 N	Arizona		0	3	35 H	Santa Clara		0	3											
					48 A	Sacramento St.		0	3											
<hr/>																				
LAST 10 GAMES																				
	7 H Pepperdine		0	3	48 A	Sacramento St.		0	3											
	104 H Loyola Marymount		3	1	216 H	San Francisco		3	1											
	215 A Gonzaga		3	1	35 H	Santa Clara		0	3											
	196 A Portland		3	2	104 A	Loyola Marymount		1	3											
	34 H San Diego		1	3	7 A	Pepperdine		0	3											

Non-Div. I Games:

St. Mary's (Cal.)

Average RPI Win: 229		WON-LOST	WINNING	LAST 10	STRENGTH OF		OPP. STRENGTH	TEAM	ADJ	CONF.	ADJ CONF.
Average RPI Loss: 108		RECORD	PCT. RANK	GAMES	SCHEDULE		OF SCHEDULE	RPI	RPI	RPI	RPI
DIV. I ONLY		13- 12	.52 146	6- 4	147		226	147	.49173 152	18	18
DIV. I NON-CONF.		6- 5	.54545 141	0- 1	144		267	152	.49315 154	20	20
TOTALS		RPI 1-25	RPI 26-50	W-L RECORDS	RPI 51-100		RPI 101-150	RPI 150+			
13- 12	0- 1		0- 0	OVERALL	0- 4		1- 4	12- 3			
7- 5	0- 0		0- 0	HOME	0- 1		1- 2	6- 2			
4- 6	0- 0		0- 0	AWAY	0- 3		0- 2	4- 1			
2- 1	0- 1		0- 0	NEUTRAL	0- 0		0- 0	2- 0			
6- 5	0- 1		0- 0	NON-CONFERENCE	0- 2		1- 0	5- 2			
3- 2	0- 0		0- 0	HOME	0- 0		1- 0	2- 2			
1- 2	0- 0		0- 0	AWAY	0- 2		0- 0	1- 0			
2- 1	0- 1		0- 0	NEUTRAL	0- 0		0- 0	2- 0			
7- 7	0- 0		0- 0	CONFERENCE	0- 2		0- 4	7- 1			
4- 3	0- 0		0- 0	HOME	0- 1		0- 2	4- 0			
3- 4	0- 0		0- 0	AWAY	0- 1		0- 2	3- 1			
0- 0	0- 0		0- 0	NEUTRAL	0- 0		0- 0	0- 0			
RPI S	Opponent	Score	RPI S	Opponent	Score	RPI S	Opponent	Score	RPI S	Opponent	Score
17 N	Penn St.	0 3				53 A	Pennsylvania	0 3	115 A	Harvard	0 3
						53 H	Pennsylvania	0 3	115 H	Harvard	0 3
						58 A	American	0 3	119 A	Princeton	1 3
						82 A	Hofstra	0 3	119 H	Princeton	1 3
									148 H	Fairfield	3 1
									162 A	Cornell	3 0
									162 H	Cornell	3 0
									171 H	Memphis	1 3
									181 N	Stony Brook	3 2
									194 A	Brown	2 3
									194 H	Brown	3 2
									204 H	Lehigh	1 3
									208 A	Columbia	3 2
									208 H	Columbia	3 2
									265 A	Dartmouth	3 0
									265 H	Dartmouth	3 1
									284 H	Marist	3 0
									289 A	Central Conn. St.	3 0
									300 N	Rider	3 0
									311 H	Sacred Heart	3 1
			LAST 10 GAMES								
			194 H	Brown	3 2	162 H	Cornell	3 0			
			53 A	Pennsylvania	0 3	115 H	Harvard	0 3			
			119 A	Princeton	1 3	265 H	Dartmouth	3 1			
			82 A	Hofstra	0 3	162 A	Cornell	3 0			
			208 H	Columbia	3 2	208 A	Columbia	3 2			

Non-Div. I Games:

Yale

UAB				Through Games Of Dec. 21, 2002									
Average RPI Win:		181	WON-LOST RECORD	WINNING PCT. RANK	LAST 10 GAMES	STRENGTH OF SCHEDULE	OPP. STRENGTH OF SCHEDULE	TEAM RPI	ADJ RPI	CONF. RPI	ADJ CONF. RPI		
Average RPI Loss:		97											
DIV. I ONLY			13- 20	.39394 204	3- 7	78	130	155	.49152 153	10	10		
DIV. I NON-CONF.			8- 11	.42105 195	1- 1	80	151	141	.50241 142	9	9		
<hr/>													
TOTALS		RPI 1-25	RPI 26-50		W-L RECORDS	RPI 51-100		RPI 101-150		RPI 150+			
13- 20		0- 3	0- 1		OVERALL	2- 5		3- 8		8- 3			
9- 3		0- 0	0- 0		HOME	2- 1		1- 1		6- 1			
3- 11		0- 3	0- 1		AWAY	0- 1		1- 5		2- 1			
1- 6		0- 0	0- 0		NEUTRAL	0- 3		1- 2		0- 1			
8- 11		0- 1	0- 0		NON-CONFERENCE	1- 4		2- 4		5- 2			
4- 2		0- 0	0- 0		HOME	1- 1		0- 0		3- 1			
3- 4		0- 1	0- 0		AWAY	0- 0		1- 3		2- 0			
1- 5		0- 0	0- 0		NEUTRAL	0- 3		1- 1		0- 1			
5- 9		0- 2	0- 1		CONFERENCE	1- 1		1- 4		3- 1			
5- 1		0- 0	0- 0		HOME	1- 0		1- 1		3- 0			
0- 7		0- 2	0- 1		AWAY	0- 1		0- 2		0- 1			
0- 1		0- 0	0- 0		NEUTRAL	0- 0		0- 1		0- 0			
RPI S	Opponent	Score	RPI S	Opponent	Score	RPI S	Opponent	Score	RPI S	Opponent	Score		
3 A	Florida	0 3	45 A	Cincinnati	0 3	62 H	Alabama	0 3	110 A	Wake Forest	0 3		
12 A	Louisville	0 3				66 A	Houston	0 3	111 A	Weber St.	0 3		
14 A	South Fla.	1 3				69 H	Pittsburgh	3 2	112 A	UCF	2 3		
						70 N	Lamar	1 3	114 N	Rhode Island	0 3		
						71 H	St. Louis	3 0	116 A	Tulane	0 3		
						72 N	San Diego St.	0 3	118 A	Southern Miss.	1 3		
						84 N	Illinois	0 3	118 N	Southern Miss.	1 3		
									121 H	Charlotte	1 3		
									124 A	Georgia St.	3 2		
									136 H	Marquette	3 1		
									138 N	Winthrop	3 2		
									171 H	Memphis	3 1		
									175 A	TCU	0 3		
									197 A	Troy St.	3 0		
									197 H	Troy St.	2 3		
									206 A	Middle Tenn.	3 2		
									220 N	UC Riverside	0 3		
									234 H	Samford	3 0		
									235 H	East Tenn. St.	3 2		
									236 H	DePaul	3 1		
									254 H	East Caro.	3 0		
									286 H	Tennessee St.	3 0		
			LAST 10 GAMES										
			118 N	Southern Miss.	1 3	124 A	Georgia St.	3 2					
			45 A	Cincinnati	0 3	112 A	UCF	2 3					
			12 A	Louisville	0 3	14 A	South Fla.	1 3					
			236 H	DePaul	3 1	66 A	Houston	0 3					
			136 H	Marquette	3 1	175 A	TCU	0 3					

Non-Div. I Games:

UAB

Average RPI Win:		185	WON-LOST RECORD		WINNING PCT. RANK		LAST 10 GAMES		STRENGTH OF SCHEDULE		OPP. STRENGTH OF SCHEDULE		TEAM RPI		ADJ RPI		CONF. RPI		ADJ CONF. RPI				
DIV. I ONLY			10- 22		.3125	239		1- 9		44		65		152		.48983	154		3		3		
DIV. I NON-CONF.			9- 3		.75	42		0- 0		50		196		40		.59906	40		3		3		
TOTALS		RPI 1-25		RPI 26-50				W-L RECORDS				RPI 51-100				RPI 101-150				RPI 150+			
10- 22		0- 3		0- 10				OVERALL				1- 6				3- 1				6- 2			
3- 11		0- 2		0- 4				HOME				0- 3				0- 1				3- 1			
4- 10		0- 1		0- 5				AWAY				0- 3				2- 0				2- 1			
3- 1		0- 0		0- 1				NEUTRAL				1- 0				1- 0				1- 0			
9- 3		0- 1		0- 2				NON-CONFERENCE				1- 0				2- 0				6- 0			
3- 1		0- 1		0- 0				HOME				0- 0				0- 0				3- 0			
3- 1		0- 0		0- 1				AWAY				0- 0				1- 0				2- 0			
3- 1		0- 0		0- 1				NEUTRAL				1- 0				1- 0				1- 0			
1- 19		0- 2		0- 8				CONFERENCE				0- 6				1- 1				0- 2			
0- 10		0- 1		0- 4				HOME				0- 3				0- 1				0- 1			
1- 9		0- 1		0- 4				AWAY				0- 3				1- 0				0- 1			
0- 0		0- 0		0- 0				NEUTRAL				0- 0				0- 0				0- 0			
RPI	S	Opponent		Score		RPI	S	Opponent		Score		RPI	S	Opponent		Score		RPI	S	Opponent		Score	
4	A	Nebraska		0	3	26	A	Kansas St.		0	3	56	A	Kansas		1	3	138	A	Winthrop		3	1
4	H	Nebraska		0	3	26	H	Kansas St.		0	3	56	H	Kansas		0	3	147	N	Duquesne		3	0
10	H	Northern Iowa		1	3	27	N	Eastern Wash.		0	3	60	A	Colorado		0	3	150	A	Baylor		3	0
						36	A	Texas		0	3	60	H	Colorado		1	3	150	H	Baylor		1	3
						36	H	Texas		0	3	81	A	Texas Tech		0	3	169	H	Wis.-Green Bay		3	1
						39	A	Texas A&M		0	3	81	H	Texas Tech		0	3	176	A	Oklahoma		0	3
						39	H	Texas A&M		1	3	99	N	Ga. Southern		3	1	176	H	Oklahoma		2	3
						42	A	Missouri		0	3							192	H	Morgan St.		3	1
						42	H	Missouri		2	3							224	A	UMKC		3	0
						49	A	Georgia		1	3							224	H	UMKC		3	1
																		245	N	Youngstown St.		3	1
																		266	A	Drake		3	0
LAST 10 GAMES																							
						39	H	Texas A&M		1	3	60	A	Colorado		0	3						
						81	A	Texas Tech		0	3	176	H	Oklahoma		2	3						
						36	H	Texas		0	3	26	A	Kansas St.		0	3						
						42	H	Missouri		2	3	56	H	Kansas		0	3						
						4	A	Nebraska		0	3	150	A	Baylor		3	0						

Non-Div. I Games:

Iowa St.

Average RPI Win: 225		WON-LOST	WINNING	LAST 10	STRENGTH OF		OPP. STRENGTH	TEAM	ADJ	CONF.	ADJ CONF.
Average RPI Loss: 114		RECORD	PCT. RANK	GAMES	SCHEDULE		OF SCHEDULE	RPI	RPI	RPI	RPI
DIV. I ONLY		12- 12	.5	157	7- 3		150	216	162	.48877	155
DIV. I NON-CONF.		1- 5	.16667	278	0- 0		61	118	207	.45515	204
TOTALS		RPI 1-25	RPI 26-50		W-L RECORDS		RPI 51-100		RPI 101-150		RPI 150+
12- 12	0- 0	0- 1		OVERALL		1- 5		1- 3		10- 3	
6- 2	0- 0	0- 0		HOME		0- 1		1- 1		5- 0	
4- 7	0- 0	0- 1		AWAY		0- 3		0- 2		4- 1	
2- 3	0- 0	0- 0		NEUTRAL		1- 1		0- 0		1- 2	
1- 5	0- 0	0- 1		NON-CONFERENCE		1- 2		0- 0		0- 2	
0- 0	0- 0	0- 0		HOME		0- 0		0- 0		0- 0	
0- 2	0- 0	0- 1		AWAY		0- 1		0- 0		0- 0	
1- 3	0- 0	0- 0		NEUTRAL		1- 1		0- 0		0- 2	
11- 7	0- 0	0- 0		CONFERENCE		0- 3		1- 3		10- 1	
6- 2	0- 0	0- 0		HOME		0- 1		1- 1		5- 0	
4- 5	0- 0	0- 0		AWAY		0- 2		0- 2		4- 1	
1- 0	0- 0	0- 0		NEUTRAL		0- 0		0- 0		1- 0	
RPI S	Opponent	Score	RPI S	Opponent	Score	RPI S	Opponent	Score	RPI S	Opponent	Score
			33 A	Utah	0 3	57 N	Pacific (Cal.)	1 3	102 A	Southeast Mo. St.	1 3
						67 A	Tenn.-Martin	2 3	102 H	Southeast Mo. St.	2 3
						67 A	Tenn.-Martin	2 3	117 A	Morehead St.	1 3
						67 H	Tenn.-Martin	0 3	117 H	Morehead St.	3 0
						93 N	New Hampshire	3 2	179 N	Central Mich.	2 3
						95 A	Southern Ill.	0 3	224 N	UMKC	1 3
									227 A	Austin Peay	3 0
									227 H	Austin Peay	3 2
									238 A	Tennessee Tech	3 0
									238 H	Tennessee Tech	3 0
									242 A	Eastern Ill.	3 2
									242 H	Eastern Ill.	3 0
									252 A	Eastern Ky.	2 3
									252 H	Eastern Ky.	3 1
									252 N	Eastern Ky.	3 1
									286 A	Tennessee St.	3 1
									286 H	Tennessee St.	3 0
LAST 10 GAMES											
			67 A	Tenn.-Martin	2 3	252 H	Eastern Ky.	3 1			
			252 N	Eastern Ky.	3 1	117 H	Morehead St.	3 0			
			238 H	Tennessee Tech	3 0	67 A	Tenn.-Martin	2 3			
			227 H	Austin Peay	3 2	242 A	Eastern Ill.	3 2			
			286 A	Tennessee St.	3 1	102 A	Southeast Mo. St.	1 3			

Non-Div. I Games:

Murray St.

Average RPI Win: 218		WON-LOST RECORD		WINNING PCT. RANK		LAST 10 GAMES		STRENGTH OF SCHEDULE		OPP. STRENGTH OF SCHEDULE		TEAM RPI		ADJ RPI		CONF. RPI		ADJ CONF. RPI	
Average RPI Loss: 56																			
DIV. I ONLY		9- 25		.26471 262		2- 8		46		74		175		.48757 156		4		4	
DIV. I NON-CONF.		6- 10		.375 218		0- 0		48		140		131		.51656 124		4		4	
TOTALS		RPI 1-25		RPI 26-50		W-L RECORDS		RPI 51-100		RPI 101-150		RPI 150+							
9- 25		0- 5		0- 6		OVERALL		1- 11		0- 3		8- 0							
3- 9		0- 2		0- 2		HOME		1- 4		0- 1		2- 0							
2- 12		0- 2		0- 3		AWAY		0- 6		0- 1		2- 0							
4- 4		0- 1		0- 1		NEUTRAL		0- 1		0- 1		4- 0							
6- 10		0- 0		0- 2		NON-CONFERENCE		1- 7		0- 1		5- 0							
2- 2		0- 0		0- 0		HOME		1- 2		0- 0		1- 0							
1- 5		0- 0		0- 1		AWAY		0- 4		0- 0		1- 0							
3- 3		0- 0		0- 1		NEUTRAL		0- 1		0- 1		3- 0							
3- 15		0- 5		0- 4		CONFERENCE		0- 4		0- 2		3- 0							
1- 7		0- 2		0- 2		HOME		0- 2		0- 1		1- 0							
1- 7		0- 2		0- 2		AWAY		0- 2		0- 1		1- 0							
1- 1		0- 1		0- 0		NEUTRAL		0- 0		0- 0		1- 0							
RPI S	Opponent	Score		RPI S	Opponent	Score		RPI S	Opponent	Score		RPI S	Opponent	Score					
9 A	Georgia Tech	0	3	34 N	San Diego	0	3	51 A	Dayton	1	3	109 N	Rice	0	3				
9 H	Georgia Tech	0	3	36 A	Texas	0	3	59 A	Florida A&M	1	3	110 A	Wake Forest	1	3				
11 A	North Carolina	1	3	40 A	Florida St.	1	3	68 A	Tennessee	1	3	110 H	Wake Forest	0	3				
11 H	North Carolina	0	3	40 H	Florida St.	0	3	73 A	Clemson	0	3	180 A	Va. Commonwealth	3	1				
11 N	North Carolina	1	3	44 A	Duke	0	3	73 H	Clemson	1	3	214 N	IUPUI	3	1				
				44 H	Duke	1	3	75 A	Virginia Tech	0	3	232 H	William & Mary	3	0				
								76 N	Western Ky.	1	3	241 N	Tex.-Pan American	3	0				
								77 A	Maryland	0	3	249 A	North Carolina St.	3	0				
								77 H	Maryland	0	3	249 H	North Carolina St.	3	0				
								79 H	Georgetown	1	3	249 N	North Carolina St.	3	0				
								83 H	Col. of Charleston	2	3	254 N	East Caro.	3	0				
								90 H	James Madison	3	1								
LAST 10 GAMES																			
11 N North Carolina				1	3	40 H Florida St.				0	3								
249 N North Carolina St.				3	0	110 H Wake Forest				0	3								
249 A North Carolina St.				3	0	44 H Duke				1	3								
11 A North Carolina				1	3	73 A Clemson				0	3								
77 A Maryland				0	3	9 A Georgia Tech				0	3								

Non-Div. I Games:

Virginia

Average RPI Win: Average RPI Loss:	232 114	WON-LOST RECORD	WINNING PCT. RANK	LAST 10 GAMES		STRENGTH OF SCHEDULE	OPP. STRENGTH OF SCHEDULE	TEAM RPI	ADJ RPI	CONF. RPI	ADJ CONF. RPI
DIV. I ONLY		15- 14	.51724 148	7- 3		157	235	159	.48657 157	25	25
DIV. I NON-CONF.		7- 9	.4375 189	2- 1		103	190	155	.49691 149	25	25
<hr/>											
TOTALS	RPI 1-25	RPI 26-50		W-L RECORDS		RPI 51-100		RPI 101-150		RPI 150+	
15- 14	0- 0	0- 3		OVERALL		0- 4		3- 3		12- 4	
5- 6	0- 0	0- 1		HOME		0- 2		1- 1		4- 2	
7- 6	0- 0	0- 1		AWAY		0- 2		1- 2		6- 1	
3- 2	0- 0	0- 1		NEUTRAL		0- 0		1- 0		2- 1	
<hr/>											
7- 9	0- 0	0- 3		NON-CONFERENCE		0- 4		2- 1		5- 1	
2- 3	0- 0	0- 1		HOME		0- 2		1- 0		1- 0	
3- 4	0- 0	0- 1		AWAY		0- 2		0- 1		3- 0	
2- 2	0- 0	0- 1		NEUTRAL		0- 0		1- 0		1- 1	
<hr/>											
8- 5	0- 0	0- 0		CONFERENCE		0- 0		1- 2		7- 3	
3- 3	0- 0	0- 0		HOME		0- 0		0- 1		3- 2	
4- 2	0- 0	0- 0		AWAY		0- 0		1- 1		3- 1	
1- 0	0- 0	0- 0		NEUTRAL		0- 0		0- 0		1- 0	
<hr/>											
RPI S	Opponent	Score	RPI S	Opponent	Score	RPI S	Opponent	Score	RPI S	Opponent	Score
			27 H	Eastern Wash.	0 3	54 H	Eastern Mich.	0 3	112 A	UCF	0 3
			38 N	George Mason	0 3	59 A	Florida A&M	0 3	112 A	UCF	3 2
			40 A	Florida St.	0 3	59 H	Florida A&M	1 3	120 H	Xavier	3 2
						73 A	Clemson	0 3	124 H	Georgia St.	2 3
									128 A	Valparaiso	1 3
									148 N	Fairfield	3 0
									158 N	Northeastern	3 1
									167 A	Fla. Atlantic	3 1
									193 H	Stetson	2 3
									197 H	Troy St.	2 3
									234 A	Samford	2 3
									243 A	Jacksonville St.	3 1
									243 N	Jacksonville St.	3 0
									254 N	East Caro.	1 3
									255 H	Mercer	3 1
									275 A	Bethune-Cookman	3 0
									275 H	Bethune-Cookman	3 0
									287 A	Belmont	3 1
									290 H	Campbell	3 0
									297 H	Gardner-Webb	3 0
									301 A	Chicago St.	3 2
									303 A	Lipscomb	3 1
			LAST 10 GAMES								
			112 A	UCF	0 3	275 H	Bethune-Cookman	3 0			
			243 N	Jacksonville St.	3 0	303 A	Lipscomb	3 1			
			112 A	UCF	3 2	287 A	Belmont	3 1			
			59 A	Florida A&M	0 3	234 A	Samford	2 3			
			167 A	Fla. Atlantic	3 1	243 A	Jacksonville St.	3 1			

**Non-Div. I Games:**

Jacksonville

Average RPI Win: 223		WON-LOST RECORD		WINNING PCT. RANK		LAST 10 GAMES		STRENGTH OF SCHEDULE		OPP. STRENGTH OF SCHEDULE		TEAM RPI		ADJ RPI		CONF. RPI		ADJ CONF. RPI	
DIV. I ONLY		18- 15		.54545 135		8- 2		184		203		154		.48639 158		23		23	
DIV. I NON-CONF.		8- 12		.4 203		0- 0		192		144		210		.45133 206		22		23	
TOTALS		RPI 1-25		RPI 26-50		W-L RECORDS		RPI 51-100		RPI 101-150		RPI 150+							
18- 15		0- 1		0- 0		OVERALL		2- 3		1- 7		15- 4							
7- 2		0- 0		0- 0		HOME		2- 1		0- 0		5- 1							
8- 6		0- 1		0- 0		AWAY		0- 1		1- 3		7- 1							
3- 7		0- 0		0- 0		NEUTRAL		0- 1		0- 4		3- 2							
8- 12		0- 1		0- 0		NON-CONFERENCE		1- 2		1- 7		6- 2							
2- 1		0- 0		0- 0		HOME		1- 1		0- 0		1- 0							
3- 5		0- 1		0- 0		AWAY		0- 0		1- 3		2- 1							
3- 6		0- 0		0- 0		NEUTRAL		0- 1		0- 4		3- 1							
10- 3		0- 0		0- 0		CONFERENCE		1- 1		0- 0		9- 2							
5- 1		0- 0		0- 0		HOME		1- 0		0- 0		4- 1							
5- 1		0- 0		0- 0		AWAY		0- 1		0- 0		5- 0							
0- 1		0- 0		0- 0		NEUTRAL		0- 0		0- 0		0- 1							
RPI S	Opponent	Score		RPI S	Opponent	Score		RPI S	Opponent	Score		RPI S	Opponent	Score					
14 A	South Fla.	0 3						80 H	Rutgers	0 3		112 A	UCF	2 3					
								92 N	Stephen F. Austin	2 3		114 A	Rhode Island	3 1					
								93 A	New Hampshire	1 3		115 A	Harvard	1 3					
								93 H	New Hampshire	3 2		123 N	Utah St.	0 3					
								98 H	Connecticut	3 0		128 A	Valparaiso	2 3					
												138 N	Winthrop	0 3					
												148 N	Fairfield	1 3					
												150 N	Baylor	1 3					
												157 N	Jacksonville	1 3					
												181 A	Stony Brook	3 1					
												181 H	Stony Brook	2 3					
												181 N	Stony Brook	2 3					
												185 N	Tulsa	3 0					
												194 A	Brown	1 3					
												205 A	Albany (N.Y.)	3 1					
												205 H	Albany (N.Y.)	3 1					
												222 H	St. Peter's	3 0					
												257 A	Hartford	3 0					
												257 H	Hartford	3 0					
												262 A	Maine	3 0					
												262 H	Maine	3 0					
												265 N	Dartmouth	3 0					
												269 A	Binghamton	3 0					
												269 H	Binghamton	3 0					
												283 A	Holy Cross	3 0					
												296 A	Colgate	3 0					
												299 N	St. Francis (N.Y.)	3 0					
LAST 10 GAMES																			
181 N Stony Brook				2 3		257 A Hartford				3 0									
262 H Maine				3 0		93 A New Hampshire				1 3									
269 A Binghamton				3 0		205 H Albany (N.Y.)				3 1									
205 A Albany (N.Y.)				3 1		269 H Binghamton				3 0									
181 A Stony Brook				3 1		262 A Maine				3 0									

Non-Div. I Games:

Northeastern



Average RPI Win:		163	WON-LOST RECORD		WINNING PCT. RANK		LAST 10 GAMES		STRENGTH OF SCHEDULE		OPP. STRENGTH OF SCHEDULE		TEAM RPI		ADJ RPI		CONF. RPI		ADJ CONF. RPI				
DIV. I ONLY		10- 21		.32258		236		3- 7		66		80		170		.48561		159		11		9	
DIV. I NON-CONF.		7- 9		.4375		189		2- 1		62		58		108		.53096		107		8		8	
TOTALS		RPI 1-25		RPI 26-50		W-L RECORDS		RPI 51-100		RPI 101-150		RPI 150+											
10- 21		0- 2		1- 7		OVERALL		1- 5		3- 5		5- 2											
8- 6		0- 0		1- 3		HOME		1- 1		3- 2		3- 0											
1- 11		0- 2		0- 2		AWAY		0- 2		0- 3		1- 2											
1- 4		0- 0		0- 2		NEUTRAL		0- 2		0- 0		1- 0											
7- 9		0- 2		1- 3		NON-CONFERENCE		1- 2		3- 1		2- 1											
6- 1		0- 0		1- 1		HOME		1- 0		3- 0		1- 0											
0- 5		0- 2		0- 0		AWAY		0- 1		0- 1		0- 1											
1- 3		0- 0		0- 2		NEUTRAL		0- 1		0- 0		1- 0											
3- 12		0- 0		0- 4		CONFERENCE		0- 3		0- 4		3- 1											
2- 5		0- 0		0- 2		HOME		0- 1		0- 2		2- 0											
1- 6		0- 0		0- 2		AWAY		0- 1		0- 2		1- 1											
0- 1		0- 0		0- 0		NEUTRAL		0- 1		0- 0		0- 0											
RPI	S	Opponent		Score		RPI	S	Opponent		Score		RPI	S	Opponent		Score							
7	A	Pepperdine		0	3	29	H	UCLA		0	3	72	A	San Diego St.		1	3						
13	A	Arizona		0	3	30	N	Miami (Fla.)		1	3	72	H	San Diego St.		2	3						
						33	A	Utah		1	3	72	N	San Diego St.		0	3						
						33	H	Utah		1	3	91	A	New Mexico St.		1	3						
						37	H	Temple		3	1	91	H	New Mexico St.		3	2						
						47	A	Colorado St.		0	3	92	N	Stephen F. Austin		1	3						
						47	H	Colorado St.		1	3												
						49	N	Georgia		0	3												
						LAST 10 GAMES																	
						29	H	UCLA		0	3	72	H	San Diego St.		2	3						
						109	H	Rice		3	1	132	A	Wyoming		1	3						
						149	H	Butler		3	1	47	A	Colorado St.		0	3						
						72	N	San Diego St.		0	3	33	H	Utah		1	3						
						182	H	UNLV		3	2	108	H	Brigham Young		0	3						

Non-Div. I Games:

New Mexico

Average RPI Win:		189	WON-LOST		WINNING		LAST 10		STRENGTH OF		OPP. STRENGTH		TEAM		ADJ		CONF.		ADJ CONF.	
Average RPI Loss:		92	RECORD		PCT. RANK		GAMES		SCHEDULE		OF SCHEDULE		RPI		RPI		RPI		RPI	
DIV. I ONLY			9- 19		.32143		238		3- 7		58		134		172		.48462		160	
DIV. I NON-CONF.			6- 9		.4		203		1- 0		60		174		134		.51409		129	
TOTALS			RPI 1-25		RPI 26-50		W-L RECORDS		RPI 51-100		RPI 101-150		RPI 150+							
9- 19			0- 1		0- 3		OVERALL		2- 9		1- 4		6- 2							
5- 5			0- 0		0- 1		HOME		2- 3		0- 0		3- 1							
1- 11			0- 1		0- 1		AWAY		0- 5		1- 3		0- 1							
3- 3			0- 0		0- 1		NEUTRAL		0- 1		0- 1		3- 0							
6- 9			0- 0		0- 2		NON-CONFERENCE		1- 4		0- 3		5- 0							
3- 0			0- 0		0- 0		HOME		1- 0		0- 0		2- 0							
0- 6			0- 0		0- 1		AWAY		0- 3		0- 2		0- 0							
3- 3			0- 0		0- 1		NEUTRAL		0- 1		0- 1		3- 0							
3- 10			0- 1		0- 1		CONFERENCE		1- 5		1- 1		1- 2							
2- 5			0- 0		0- 1		HOME		1- 3		0- 0		1- 1							
1- 5			0- 1		0- 0		AWAY		0- 2		1- 1		0- 1							
0- 0			0- 0		0- 0		NEUTRAL		0- 0		0- 0		0- 0							
RPI	S	Opponent	Score		RPI	S	Opponent	Score		RPI	S	Opponent	Score		RPI	S	Opponent	Score		
21	A	Notre Dame	1	3	30	H	Miami (Fla.)	0	3	62	A	Alabama	0	3	117	A	Morehead St.	0	3	
					37	A	Temple	0	3	64	H	Ohio	3	2	122	N	McNeese St.	1	3	
					42	N	Missouri	0	3	69	H	Pittsburgh	2	3	135	A	St. John's (N.Y.)	0	3	
										75	H	Virginia Tech	1	3	146	A	Syracuse	3	2	
										79	H	Georgetown	2	3	147	A	Duquesne	1	3	
										80	A	Rutgers	1	3	168	A	Seton Hall	1	3	
										85	H	Villanova	3	0	172	H	Robert Morris	3	0	
										88	A	Manhattan	0	3	178	N	Liberty	3	0	
										93	N	New Hampshire	0	3	195	H	Boston College	0	3	
										97	A	Marshall	1	3	222	N	St. Peter's	3	1	
										98	A	Connecticut	0	3	245	H	Youngstown St.	3	1	
															291	N	Western Ill.	3	0	
															294	H	Providence	3	0	
					LAST 10 GAMES															
					69	H	Pittsburgh	2	3	21	A	Notre Dame	1	3						
					30	H	Miami (Fla.)	0	3	146	A	Syracuse	3	2						
					75	H	Virginia Tech	1	3	64	H	Ohio	3	2						
					80	A	Rutgers	1	3	195	H	Boston College	0	3						
					168	A	Seton Hall	1	3	294	H	Providence	3	0						

Average RPI Win:	206	WON-LOST RECORD	WINNING PCT. RANK	LAST 10 GAMES		STRENGTH OF SCHEDULE	OPP. STRENGTH OF SCHEDULE	TEAM RPI	ADJ RPI	CONF. RPI	ADJ CONF. RPI
Average RPI Loss:	114										
DIV. I ONLY		15- 14	.51724 148	7- 3		181	162	158	.48387 161	20	20
DIV. I NON-CONF.		6- 8	.42857 193	0- 0		142	124	168	.48547 163	19	18
TOTALS	RPI 1-25		RPI 26-50	W-L RECORDS		RPI 51-100			RPI 101-150		RPI 150+
15- 14	0- 0		0- 2	OVERALL		1- 4			2- 3		12- 5
6- 1	0- 0		0- 0	HOME		1- 0			0- 0		5- 1
4- 7	0- 0		0- 2	AWAY		0- 2			1- 1		3- 2
5- 6	0- 0		0- 0	NEUTRAL		0- 2			1- 2		4- 2
6- 8	0- 0		0- 2	NON-CONFERENCE		0- 2			2- 3		4- 1
0- 0	0- 0		0- 0	HOME		0- 0			0- 0		0- 0
1- 3	0- 0		0- 2	AWAY		0- 0			1- 1		0- 0
5- 5	0- 0		0- 0	NEUTRAL		0- 2			1- 2		4- 1
9- 6	0- 0		0- 0	CONFERENCE		1- 2			0- 0		8- 4
6- 1	0- 0		0- 0	HOME		1- 0			0- 0		5- 1
3- 4	0- 0		0- 0	AWAY		0- 2			0- 0		3- 2
0- 1	0- 0		0- 0	NEUTRAL		0- 0			0- 0		0- 1
RPI S Opponent Score			RPI S Opponent Score			RPI S Opponent Score			RPI S Opponent Score		
			39 A Texas A&M 2 3			66 N Houston 0 3			108 N Brigham Young 0 3		
			40 A Florida St. 2 3			76 A Western Ky. 2 3			109 A Rice 0 3		
						78 N LSU 1 3			116 N Tulane 0 3		
						91 A New Mexico St. 0 3			118 N Southern Miss. 3 2		
						91 H New Mexico St. 3 0			122 A McNeese St. 3 2		
									164 A Ark.-Little Rock 1 3		
									164 N Ark.-Little Rock 1 3		
									175 N TCU 0 3		
									183 A North Texas 2 3		
									183 H North Texas 2 3		
									189 A New Orleans 3 2		
									189 H New Orleans 3 0		
									194 N Brown 3 0		
									201 N Sam Houston St. 3 1		
									206 H Middle Tenn. 3 0		
									210 H Florida Int'l 3 0		
									212 H Denver 3 0		
									239 A Arkansas St. 3 0		
									272 A South Ala. 3 1		
									272 H South Ala. 3 0		
									276 N Prairie View 3 0		
									292 N Jackson St. 3 0		
			LAST 10 GAMES								
			164 N Ark.-Little Rock 1 3			272 A South Ala. 3 1					
			183 H North Texas 2 3			189 A New Orleans 3 2					
			206 H Middle Tenn. 3 0			239 A Arkansas St. 3 0					
			212 H Denver 3 0			164 A Ark.-Little Rock 1 3					
			91 H New Mexico St. 3 0			210 H Florida Int'l 3 0					

**Non-Div. I Games:**

La.-Lafayette

Average RPI Win: 227		WON-LOST RECORD	WINNING PCT. RANK	LAST 10 GAMES	STRENGTH OF SCHEDULE	OPP. STRENGTH OF SCHEDULE	TEAM RPI	ADJ RPI	CONF. RPI	ADJ CONF. RPI	
Average RPI Loss: 116											
DIV. I ONLY		14- 12	.53846 139	3- 7	216	190	169	.4833 162	18	18	
DIV. I NON-CONF.		8- 4	.66667 79	1- 0	241	210	151	.49632 151	20	20	
<hr/>											
TOTALS		RPI 1-25	RPI 26-50		W-L RECORDS		RPI 51-100		RPI 101-150		RPI 150+
14- 12		0- 1	0- 0		OVERALL		1- 2		0- 5		13- 4
8- 4		0- 0	0- 0		HOME		1- 0		0- 3		7- 1
2- 7		0- 1	0- 0		AWAY		0- 1		0- 2		2- 3
4- 1		0- 0	0- 0		NEUTRAL		0- 1		0- 0		4- 0
8- 4		0- 1	0- 0		NON-CONFERENCE		0- 1		0- 1		8- 1
4- 1		0- 0	0- 0		HOME		0- 0		0- 1		4- 0
0- 2		0- 1	0- 0		AWAY		0- 0		0- 0		0- 1
4- 1		0- 0	0- 0		NEUTRAL		0- 1		0- 0		4- 0
6- 8		0- 0	0- 0		CONFERENCE		1- 1		0- 4		5- 3
4- 3		0- 0	0- 0		HOME		1- 0		0- 2		3- 1
2- 5		0- 0	0- 0		AWAY		0- 1		0- 2		2- 2
0- 0		0- 0	0- 0		NEUTRAL		0- 0		0- 0		0- 0
RPI	S	Opponent	Score	RPI	S	Opponent	Score	RPI	S	Opponent	Score
9	A	Georgia Tech	0 3					53	A	Pennsylvania	0 3
								53	H	Pennsylvania	3 0
								62	N	Alabama	0 3
									</		

Non-Div. I Games:

Cornell

U  
T  
E  
P

UTEP

Average RPI Win:	208	WON-LOST	WINNING	LAST 10	STRENGTH OF	OPP. STRENGTH	TEAM	ADJ	CONF.	ADJ CONF.	
Average RPI Loss:	120	RECORD	PCT. RANK	GAMES	SCHEDULE	OF SCHEDULE	RPI	RPI	RPI	RPI	
DIV. I ONLY	14- 13	.51852	147	6- 4	170	181	156	.48299	164	20	20
DIV. I NON-CONF.	4- 7	.36364	221	0- 0	194	135	219	.44027	218	19	18
<hr/>											
TOTALS	RPI 1-25	RPI 26-50		W-L RECORDS		RPI 51-100		RPI 101-150		RPI 150+	
14- 13	0- 0	0- 2		OVERALL		0- 5		1- 2		13- 4	
4- 6	0- 0	0- 1		HOME		0- 2		0- 1		4- 2	
5- 3	0- 0	0- 0		AWAY		0- 1		0- 1		5- 1	
5- 4	0- 0	0- 1		NEUTRAL		0- 2		1- 0		4- 1	
<hr/>											
4- 7	0- 0	0- 2		NON-CONFERENCE		0- 1		1- 2		3- 2	
0- 3	0- 0	0- 1		HOME		0- 0		0- 1		0- 1	
0- 1	0- 0	0- 0		AWAY		0- 0		0- 1		0- 0	
4- 3	0- 0	0- 1		NEUTRAL		0- 1		1- 0		3- 1	
<hr/>											
10- 6	0- 0	0- 0		CONFERENCE		0- 4		0- 0		10- 2	
4- 3	0- 0	0- 0		HOME		0- 2		0- 0		4- 1	
5- 2	0- 0	0- 0		AWAY		0- 1		0- 0		5- 1	
1- 1	0- 0	0- 0		NEUTRAL		0- 1		0- 0		1- 0	
<hr/>											
RPI S	Opponent	Score	RPI S	Opponent	Score	RPI S	Opponent	Score	RPI S	Opponent	Score
			42 H	Missouri	0 3	72 N	San Diego St.	0 3	105 H	Oral Roberts	1 3
			50 N	Texas-Arlington	1 3	76 A	Western Ky.	1 3	130 N	Nicholls St.	3 2
						76 H	Western Ky.	1 3	150 A	Baylor	0 3
						76 N	Western Ky.	1 3	161 H	La.-Lafayette	3 1
						91 H	New Mexico St.	1 3	161 N	La.-Lafayette	3 1
									183 H	North Texas	1 3
									188 H	Mississippi	1 3
									188 N	Mississippi	3 2
									189 A	New Orleans	3 0
									206 A	Middle Tenn.	3 1
									206 H	Middle Tenn.	3 2
									210 A	Florida Int'l	3 0
									210 H	Florida Int'l	3 1
									212 A	Denver	0 3
									239 A	Arkansas St.	3 1
									239 H	Arkansas St.	3 1
									242 N	Eastern Ill.	2 3
									248 N	Northwestern St.	3 0
									249 N	North Carolina St.	3 0
									272 A	South Ala.	3 1
			LAST 10 GAMES								
			76 N	Western Ky.	1 3	212 A	Denver	0 3			
			161 N	La.-Lafayette	3 1	239 A	Arkansas St.	3 1			
			210 A	Florida Int'l	3 0	183 H	North Texas	1 3			
			76 H	Western Ky.	1 3	161 H	La.-Lafayette	3 1			
			206 H	Middle Tenn.	3 2	189 A	New Orleans	3 0			

Non-Div. I Games:

Ark.-Little Rock

Average RPI Win:		201	WON-LOST RECORD		WINNING PCT. RANK		LAST 10 GAMES		STRENGTH OF SCHEDULE		OPP. STRENGTH OF SCHEDULE		TEAM RPI		ADJ RPI		CONF. RPI		ADJ CONF. RPI				
Average RPI Loss:		79	13- 17		.43333 191		2- 8		151		116		171		.48246 165		13		13				
DIV. I ONLY			7- 5		.58333 117		0- 0		205		119		153		.49873 145		13		13				
DIV. I NON-CONF.																							
TOTALS		RPI 1-25		RPI 26-50		W-L RECORDS		RPI 51-100		RPI 101-150		RPI 150+											
13- 17		0- 3		0- 3		OVERALL		1- 7		1- 2		11- 2											
10- 6		0- 1		0- 1		HOME		1- 4		1- 0		8- 0											
3- 10		0- 2		0- 2		AWAY		0- 2		0- 2		3- 2											
0- 1		0- 0		0- 0		NEUTRAL		0- 1		0- 0		0- 0											
7- 5		0- 1		0- 1		NON-CONFERENCE		1- 3		0- 0		6- 0											
6- 1		0- 0		0- 0		HOME		1- 1		0- 0		5- 0											
1- 3		0- 1		0- 1		AWAY		0- 1		0- 0		1- 0											
0- 1		0- 0		0- 0		NEUTRAL		0- 1		0- 0		0- 0											
6- 12		0- 2		0- 2		CONFERENCE		0- 4		1- 2		5- 2											
4- 5		0- 1		0- 1		HOME		0- 3		1- 0		3- 0											
2- 7		0- 1		0- 1		AWAY		0- 1		0- 2		2- 2											
0- 0		0- 0		0- 0		NEUTRAL		0- 0		0- 0		0- 0											
RPI	S	Opponent		Score		RPI	S	Opponent		Score		RPI	S	Opponent		Score		RPI	S	Opponent		Score	
22	A	Ball St.		1 3		28	A	Loyola (Ill.)		2 3		54	A	Eastern Mich.		1 3		125	A	Kent St.		0 3	
22	H	Ball St.		1 3		41	A	Akron		1 3		54	H	Eastern Mich.		0 3		126	A	Western Mich.		2 3	
23	A	Michigan St.		0 3		41	H	Akron		2 3		64	H	Ohio		0 3		131	H	Miami (Ohio)		3 2	
												65	H	Indiana		1 3		169	H	Wis.-Green Bay		3 0	
												71	H	St. Louis		3 2		179	A	Central Mich.		2 3	
												84	N	Illinois		0 3		179	H	Central Mich.		3 1	
												94	A	Illinois St.		1 3		186	H	Mississippi St.		3 2	
												97	H	Marshall		0 3		198	A	Bowling Green		3 0	
																		198	H	Bowling Green		3 1	
																		214	H	IUPUI		3 0	
																		231	A	Toledo		0 3	
																		231	H	Toledo		3 0	
																		233	A	Buffalo		3 1	
																		236	A	DePaul		3 1	
																		266	H	Drake		3 2	
																		301	H	Chicago St.		3 0	

Average RPI Win:		201	WON-LOST RECORD		WINNING PCT. RANK		LAST 10 GAMES		STRENGTH OF SCHEDULE		OPP. STRENGTH OF SCHEDULE		TEAM RPI		ADJ RPI		CONF. RPI		ADJ CONF. RPI				
DIV. I ONLY			8- 22		.26667	258	0- 10		63		41		179		.48219		166	2		2			
DIV. I NON-CONF.			6- 4		.6	109	0- 0		143		209		123		.52002		120	2		2			
TOTALS		RPI 1-25		RPI 26-50		W-L RECORDS		RPI 51-100		RPI 101-150		RPI 150+											
8- 22		0- 11		0- 2		OVERALL		2- 6		1- 3		5- 0											
3- 8		0- 5		0- 1		HOME		1- 2		1- 0		1- 0											
1- 13		0- 6		0- 1		AWAY		0- 3		0- 3		1- 0											
4- 1		0- 0		0- 0		NEUTRAL		1- 1		0- 0		3- 0											
6- 4		0- 1		0- 0		NON-CONFERENCE		1- 1		0- 2		5- 0											
1- 0		0- 0		0- 0		HOME		0- 0		0- 0		1- 0											
1- 3		0- 1		0- 0		AWAY		0- 0		0- 2		1- 0											
4- 1		0- 0		0- 0		NEUTRAL		1- 1		0- 0		3- 0											
2- 18		0- 10		0- 2		CONFERENCE		1- 5		1- 1		0- 0											
2- 8		0- 5		0- 1		HOME		1- 2		1- 0		0- 0											
0- 10		0- 5		0- 1		AWAY		0- 3		0- 1		0- 0											
0- 0		0- 0		0- 0		NEUTRAL		0- 0		0- 0		0- 0											
RPI	S	Opponent		Score		RPI	S	Opponent		Score		RPI	S	Opponent		Score							
6	A	Minnesota		0 3		43	A	Michigan		0 3		54	N	Eastern Mich.		1 3		101	A	Bradley		0 3	
6	H	Minnesota		1 3		43	H	Michigan		1 3		61	A	Northwestern		0 3		134	A	Ill.-Chicago		0 3	
10	A	Northern Iowa		0 3								61	H	Northwestern		1 3		141	A	Purdue		2 3	
15	A	Wisconsin		0 3								65	A	Indiana		1 3		141	H	Purdue		3 1	
15	H	Wisconsin		1 3								65	H	Indiana		1 3		233	N	Buffalo		3 1	
17	A	Penn St.		0 3								76	N	Western Ky.		3 1		248	N	Northwestern St.		3 0	
17	H	Penn St.		0 3								84	A	Illinois		0 3		266	H	Drake		3 0	
20	A	Ohio St.		1 3								84	H	Illinois		3 1		269	N	Binghamton		3 0	
20	H	Ohio St.		1 3														291	A	Western Ill.		3 0	
23	A	Michigan St.		0 3																			
23	H	Michigan St.		1 3																			
						LAST 10 GAMES																	
		17 A Penn St.		0 3				23 A Michigan St.		0 3													
		6 A Minnesota		0 3				61 H Northwestern		1 3													
		65 H Indiana		1 3				15 H Wisconsin		1 3													
		20 H Ohio St.		1 3				84 A Illinois		0 3													
		43 A Michigan		0 3				141 A Purdue		2 3													

Non-Div. I Games:

Iowa



Average RPI Win:		240	WON-LOST RECORD		WINNING PCT. RANK		LAST 10 GAMES		STRENGTH OF SCHEDULE		OPP. STRENGTH OF SCHEDULE		TEAM RPI		ADJ RPI		CONF. RPI		ADJ CONF. RPI				
DIV. I ONLY			14- 17		.45161 180		5- 5		132		192		167		.48195 167		25		25				
DIV. I NON-CONF.			4- 12		.25 258		0- 2		88		93		196		.46239 195		25		25				
TOTALS		RPI 1-25		RPI 26-50		W-L RECORDS		RPI 51-100		RPI 101-150		RPI 150+											
14- 17		0- 2		0- 3		OVERALL		0- 3		0- 5		14- 4											
8- 9		0- 2		0- 2		HOME		0- 1		0- 2		8- 2											
5- 5		0- 0		0- 1		AWAY		0- 1		0- 2		5- 1											
1- 3		0- 0		0- 0		NEUTRAL		0- 1		0- 1		1- 1											
4- 12		0- 2		0- 3		NON-CONFERENCE		0- 3		0- 2		4- 2											
3- 8		0- 2		0- 2		HOME		0- 1		0- 2		3- 1											
1- 2		0- 0		0- 1		AWAY		0- 1		0- 0		1- 0											
0- 2		0- 0		0- 0		NEUTRAL		0- 1		0- 0		0- 1											
10- 5		0- 0		0- 0		CONFERENCE		0- 0		0- 3		10- 2											
5- 1		0- 0		0- 0		HOME		0- 0		0- 0		5- 1											
4- 3		0- 0		0- 0		AWAY		0- 0		0- 2		4- 1											
1- 1		0- 0		0- 0		NEUTRAL		0- 0		0- 1		1- 0											
RPI	S	Opponent		Score		RPI	S	Opponent		Score		RPI	S	Opponent		Score							
6	H	Minnesota		0	3	27	H	Eastern Wash.		0	3	54	N	Eastern Mich.		0	3	112	A	UCF		2	3
14	H	South Fla.		0	3	30	A	Miami (Fla.)		0	3	87	A	Montana St.		0	3	120	H	Xavier		1	3
						30	H	Miami (Fla.)		0	3	99	H	Ga. Southern		2	3	124	A	Georgia St.		0	3
																		124	N	Georgia St.		2	3
																		133	H	Wright St.		1	3
																		157	H	Jacksonville		1	3
																		193	A	Stetson		1	3
																		193	H	Stetson		3	0
																		193	H	Stetson		3	0
																		197	A	Troy St.		3	2
																		197	N	Troy St.		3	2
																		210	A	Florida Int'l		3	2
																		210	H	Florida Int'l		0	3
																		215	N	Gonzaga		2	3
																		234	H	Samford		3	0
																		243	H	Jacksonville St.		3	0
																		245	H	Youngstown St.		3	1
																		249	H	North Carolina St.		3	0
																		255	A	Mercer		3	1
																		275	H	Bethune-Cookman		3	0
																		287	H	Belmont		3	0
																		290	A	Campbell		3	0
																		297	A	Gardner-Webb		3	1
						LAST 10 GAMES																	
						124	N	Georgia St.		2	3	30	H	Miami (Fla.)		0	3						
						197	N	Troy St.		3	2	197	A	Troy St.		3	2						
						193	A	Stetson		1	3	287	H	Belmont		3	0						
						210	H	Florida Int'l		0	3	193	H	Stetson		3	0						
						157	H	Jacksonville		1	3	290	A	Campbell		3	0						

Non-Div. I Games:

Fla. Atlantic

Average RPI Win:		209	WON-LOST RECORD		WINNING PCT. RANK		LAST 10 GAMES		STRENGTH OF SCHEDULE		OPP. STRENGTH OF SCHEDULE		TEAM RPI		ADJ RPI		CONF. RPI		ADJ CONF. RPI		
DIV. I ONLY			15- 18		.45455 177		7- 3		139		167		163		.48145 168		9		11		
DIV. I NON-CONF.			10- 10		.5 161		2- 0		151		224		164		.48166 167		10		10		
TOTALS		RPI 1-25		RPI 26-50		W-L RECORDS		RPI 51-100		RPI 101-150		RPI 150+									
15- 18		0- 2		0- 1		OVERALL		2- 8		2- 4		11- 3									
8- 6		0- 1		0- 0		HOME		1- 4		0- 1		7- 0									
4- 7		0- 0		0- 1		AWAY		0- 3		1- 1		3- 2									
3- 5		0- 1		0- 0		NEUTRAL		1- 1		1- 2		1- 1									
10- 10		0- 1		0- 0		NON-CONFERENCE		1- 3		1- 3		8- 3									
6- 2		0- 0		0- 0		HOME		0- 2		0- 0		6- 0									
1- 3		0- 0		0- 0		AWAY		0- 0		0- 1		1- 2									
3- 5		0- 1		0- 0		NEUTRAL		1- 1		1- 2		1- 1									
5- 8		0- 1		0- 1		CONFERENCE		1- 5		1- 1		3- 0									
2- 4		0- 1		0- 0		HOME		1- 2		0- 1		1- 0									
3- 4		0- 0		0- 1		AWAY		0- 3		1- 0		2- 0									
0- 0		0- 0		0- 0		NEUTRAL		0- 0		0- 0		0- 0									
RPI	S	Opponent		Score		RPI	S	Opponent		Score		RPI	S	Opponent		Score					
17	N	Penn St.		0	3	30	A	Miami (Fla.)		0	3	68	H	Tennessee		0	3				
21	H	Notre Dame		0	3							69	H	Pittsburgh		3	2				
												75	A	Virginia Tech		0	3				
												79	H	Georgetown		0	3				
												80	A	Rutgers		1	3				
												85	H	Villanova		1	3				
												87	N	Montana St.		0	3				
												88	H	Manhattan		0	3				
												93	N	New Hampshire		3	0				
												98	A	Connecticut		2	3				
														112		N	UCF	1	3		
														117		N	Morehead St.	3	2		
														132		N	Wyoming	1	3		
														135		A	St. John's (N.Y.)	3	1		
														146		H	Syracuse	2	3		
														148		A	Fairfield	1	3		
														160		H	West Virginia	3	1		
														162		A	Cornell	0	3		
														184		A	Indiana St.	2	3		
														185		N	Tulsa	0	3		
														195		A	Boston College	3	2		
														202		H	Fordham	3	1		
														203		H	Long Island	3	0		
														222		A	St. Peter's	3	0		
														281		H	Fairleigh Dickinson	3	0		
														282		N	Niagara	3	0		
														283		H	Holy Cross	3	0		
														294		A	Providence	3	0		
														299		H	St. Francis (N.Y.)	3	1		
														300		H	Rider	3	0		
LAST 10 GAMES																					
79 H Georgetown						0	3	69 H Pittsburgh						3	2						
85 H Villanova						1	3	160 H West Virginia						3	1						
222 A St. Peter's						3	0	195 A Boston College						3	2						
135 A St. John's (N.Y.)						3	1	294 A Providence						3	0						
98 A Connecticut						2	3	203 H Long Island						3	0						

**Non-Div. I Games:**

Seton Hall

Average RPI Win: 190		WON-LOST	WINNING	LAST 10	STRENGTH OF		OPP. STRENGTH	TEAM	ADJ	CONF.	ADJ CONF.
Average RPI Loss: 112		RECORD	PCT. RANK	GAMES	SCHEDULE		OF SCHEDULE	RPI	RPI	RPI	RPI
DIV. I ONLY		17- 18	.48571	163	6- 4		160	150	157	.48115	169
DIV. I NON-CONF.		9- 10	.47368	178	1- 0		231	166	209	.44602	212
TOTALS		RPI 1-25	RPI 26-50		W-L RECORDS		RPI 51-100		RPI 101-150		RPI 150+
17- 18	0- 0	0- 3		OVERALL		2- 5		5- 6		10- 4	
9- 6	0- 0	0- 2		HOME		0- 2		4- 2		5- 0	
6- 6	0- 0	0- 1		AWAY		2- 0		1- 3		3- 2	
2- 6	0- 0	0- 0		NEUTRAL		0- 3		0- 1		2- 2	
9- 10	0- 0	0- 0		NON-CONFERENCE		1- 4		0- 2		8- 4	
4- 2	0- 0	0- 0		HOME		0- 1		0- 1		4- 0	
3- 2	0- 0	0- 0		AWAY		1- 0		0- 0		2- 2	
2- 6	0- 0	0- 0		NEUTRAL		0- 3		0- 1		2- 2	
8- 8	0- 0	0- 3		CONFERENCE		1- 1		5- 4		2- 0	
5- 4	0- 0	0- 2		HOME		0- 1		4- 1		1- 0	
3- 4	0- 0	0- 1		AWAY		1- 0		1- 3		1- 0	
0- 0	0- 0	0- 0		NEUTRAL		0- 0		0- 0		0- 0	
RPI S	Opponent	Score		RPI S	Opponent	Score		RPI S	Opponent	Score	
				28 A Loyola (Ill.)	0 3	64 N Ohio	0 3	114 N Rhode Island	1 3		
				28 H Loyola (Ill.)	0 3	71 N St. Louis	1 3	133 A Wright St.	0 3		
				28 H Loyola (Ill.)	0 3	74 A Wis.-Milwaukee	3 1	133 H Wright St.	3 2		
						74 H Wis.-Milwaukee	2 3	134 A Ill.-Chicago	3 1		
						91 H New Mexico St.	0 3	134 H Ill.-Chicago	2 3		
						95 N Southern Ill.	0 3	134 H Ill.-Chicago	3 0		
						98 A Connecticut	3 0	136 H Marquette	0 3		
								137 A Cleveland St.	1 3		
								137 H Cleveland St.	3 1		
								149 A Butler	0 3		
								149 H Butler	3 1		
								154 A Iowa St.	1 3		
								165 A Northern Ill.	0 3		
								186 N Mississippi St.	1 3		
								192 N Morgan St.	3 0		
								199 H Portland St.	3 2		
								217 H IPFW	3 0		
								217 N IPFW	3 1		
								224 N UMKC	1 3		
								236 A DePaul	3 1		
								245 A Youngstown St.	3 1		
								245 H Youngstown St.	3 0		
								263 A Evansville	3 0		
								266 H Drake	3 0		
								291 H Western Ill.	3 0		
LAST 10 GAMES											
				28 H Loyola (Ill.)	0 3	74 A Wis.-Milwaukee	3 1	263 A Evansville	3 0		
				134 H Ill.-Chicago	3 0	137 A Cleveland St.	1 3	266 H Drake	3 0		
				134 H Ill.-Chicago	2 3	245 A Youngstown St.	3 1	291 H Western Ill.	3 0		
				28 H Loyola (Ill.)	0 3	149 H Butler	3 1				
				217 H IPFW	3 0	133 H Wright St.	3 2				

Non-Div. I Games:

Wis.-Green Bay

Average RPI Win: 174		WON-LOST	WINNING	LAST 10	STRENGTH OF		OPP. STRENGTH	TEAM	ADJ	CONF.	ADJ CONF.
Average RPI Loss: 80		RECORD	PCT. RANK	GAMES	SCHEDULE		OF SCHEDULE	RPI	RPI	RPI	RPI
DIV. I ONLY		11- 16	.40741	197	2- 8		161	69	176	.48108	170
DIV. I NON-CONF.		6- 3	.66667	79	1- 0		193	82	109	.53255	104
TOTALS		RPI 1-25	RPI 26-50		W-L RECORDS		RPI 51-100		RPI 101-150		RPI 150+
11- 16	0- 4	2- 0		OVERALL		0- 7		2- 3		7- 2	
8- 6	0- 2	1- 0		HOME		0- 3		2- 1		5- 0	
1- 10	0- 2	0- 0		AWAY		0- 4		0- 2		1- 2	
2- 0	0- 0	1- 0		NEUTRAL		0- 0		0- 0		1- 0	
6- 3	0- 0	2- 0		NON-CONFERENCE		0- 1		1- 2		3- 0	
4- 1	0- 0	1- 0		HOME		0- 0		1- 1		2- 0	
0- 2	0- 0	0- 0		AWAY		0- 1		0- 1		0- 0	
2- 0	0- 0	1- 0		NEUTRAL		0- 0		0- 0		1- 0	
5- 13	0- 4	0- 0		CONFERENCE		0- 6		1- 1		4- 2	
4- 5	0- 2	0- 0		HOME		0- 3		1- 0		3- 0	
1- 8	0- 2	0- 0		AWAY		0- 3		0- 1		1- 2	
0- 0	0- 0	0- 0		NEUTRAL		0- 0		0- 0		0- 0	
RPI S	Opponent	Score	RPI S	Opponent	Score	RPI S	Opponent	Score	RPI S	Opponent	Score
8 A	UC Santa Barb.	0 3	46 H	Fresno St.	3 2	52 A	Cal Poly	0 3	106 A	Oregon St.	1 3
8 H	UC Santa Barb.	1 3	48 N	Sacramento St.	3 2	52 H	Cal Poly	1 3	123 A	Utah St.	0 3
19 A	Long Beach St.	1 3				57 A	Pacific (Cal.)	0 3	123 H	Utah St.	3 1
19 H	Long Beach St.	2 3				57 H	Pacific (Cal.)	0 3	125 H	Kent St.	3 0
						63 A	Nevada	0 3	127 H	Oregon	0 3
						86 A	UC Irvine	1 3	191 A	Idaho	2 3
						86 H	UC Irvine	2 3	191 H	Idaho	3 1
									216 H	San Francisco	3 1
									219 H	N.C. A&T	3 1
									220 A	UC Riverside	2 3
									220 H	UC Riverside	3 0
									230 A	Cal St. Fullerton	3 1
									230 H	Cal St. Fullerton	3 0
									261 N	Boise St.	3 0
			LAST 10 GAMES								
			8 H	UC Santa Barb.	1 3	19 H	Long Beach St.	2 3			
			52 H	Cal Poly	1 3	57 H	Pacific (Cal.)	0 3			
			191 A	Idaho	2 3	46 H	Fresno St.	3 2			
			123 A	Utah St.	0 3	220 A	UC Riverside	2 3			
			86 H	UC Irvine	2 3	230 A	Cal St. Fullerton	3 1			

Non-Div. I Games:

Cal St. Northridge

Average RPI Win: 214		WON-LOST RECORD		WINNING PCT. RANK		LAST 10 GAMES		STRENGTH OF SCHEDULE		OPP. STRENGTH OF SCHEDULE		TEAM RPI		ADJ RPI		CONF. RPI		ADJ CONF. RPI	
DIV. I ONLY		18- 15		.54545 135		5- 5		207		182		161		.48056 171		10		10	
DIV. I NON-CONF.		14- 5		.73684 50		1- 0		223		244		127		.5082 133		9		9	
TOTALS		RPI 1-25		RPI 26-50		W-L RECORDS		RPI 51-100		RPI 101-150		RPI 150+							
18- 15		0- 2		0- 1		OVERALL		2- 3		2- 4		14- 5							
9- 5		0- 0		0- 0		HOME		1- 2		2- 0		6- 3							
4- 7		0- 2		0- 1		AWAY		1- 0		0- 2		3- 2							
5- 3		0- 0		0- 0		NEUTRAL		0- 1		0- 2		5- 0							
14- 5		0- 0		0- 0		NON-CONFERENCE		2- 1		0- 1		12- 3							
5- 2		0- 0		0- 0		HOME		1- 0		0- 0		4- 2							
4- 1		0- 0		0- 0		AWAY		1- 0		0- 0		3- 1							
5- 2		0- 0		0- 0		NEUTRAL		0- 1		0- 1		5- 0							
4- 10		0- 2		0- 1		CONFERENCE		0- 2		2- 3		2- 2							
4- 3		0- 0		0- 0		HOME		0- 2		2- 0		2- 1							
0- 6		0- 2		0- 1		AWAY		0- 0		0- 2		0- 1							
0- 1		0- 0		0- 0		NEUTRAL		0- 0		0- 1		0- 0							
RPI	S	Opponent		Score	RPI	S	Opponent		Score	RPI	S	Opponent		Score					
12	A	Louisville		0 3	45	A	Cincinnati		1 3	66	H	Houston		2 3					
14	A	South Fla.		0 3						67	H	Tenn.-Martin		3 2					
										71	H	St. Louis		0 3					
										76	N	Western Ky.		1 3					
										99	A	Ga. Southern		3 1					
										116	A	Tulane		2 3					
										118	A	Southern Miss.		0 3					
										121	H	Charlotte		3 2					
										121	N	Charlotte		2 3					
										124	N	Georgia St.		1 3					
										136	H	Marquette		3 0					
										152	A	Yale		3 1					
										153	A	UAB		1 3					
										175	H	TCU		2 3					
										187	H	Appalachian St.		3 0					
										188	A	Mississippi		1 3					
										195	A	Boston College		3 1					
										204	N	Lehigh		3 0					
										206	H	Middle Tenn.		2 3					
										226	H	Birmingham-So.		2 3					
										236	H	DePaul		3 0					
										239	H	Arkansas St.		3 0					
										239	H	Arkansas St.		3 0					
										254	H	East Caro.		3 1					
										265	A	Dartmouth		3 0					
										270	N	Charleston So.		3 0					
										284	N	Marist		3 0					
										287	H	Belmont		3 0					
										297	N	Gardner-Webb		3 0					
										311	N	Sacred Heart		3 0					
LAST 10 GAMES																			
121	N	Charlotte		2 3	12	A	Louisville		0 3	287	H	Belmont		3 0					
118	A	Southern Miss.		0 3	45	A	Cincinnati		1 3	297	N	Gardner-Webb		3 0					
116	A	Tulane		2 3	136	H	Marquette		3 0	311	N	Sacred Heart		3 0					
254	H	East Caro.		3 1	236	H	DePaul		3 0										
121	H	Charlotte		3 2	287	H	Belmont		3 0										

Non-Div. I Games: Christian Bros. 3 1

Memphis

Average RPI Win:		261	WON-LOST RECORD		WINNING PCT. RANK		LAST 10 GAMES		STRENGTH OF SCHEDULE		OPP. STRENGTH OF SCHEDULE		TEAM RPI		ADJ RPI		CONF. RPI		ADJ CONF. RPI	
DIV. I ONLY			27- 12		.69231 60		9- 1		274		257		164		.48053 172		29		29	
DIV. I NON-CONF.			14- 12		.53846 147		3- 1		215		223		191		.46007 197		29		29	
TOTALS		RPI 1-25		RPI 26-50		W-L RECORDS		RPI 51-100		RPI 101-150		RPI 150+								
27- 12		0- 1		0- 3		OVERALL		0- 2		0- 2		27- 4								
11- 3		0- 0		0- 0		HOME		0- 1		0- 1		11- 1								
10- 5		0- 1		0- 2		AWAY		0- 0		0- 1		10- 1								
6- 4		0- 0		0- 1		NEUTRAL		0- 1		0- 0		6- 2								
14- 12		0- 1		0- 3		NON-CONFERENCE		0- 2		0- 2		14- 4								
7- 3		0- 0		0- 0		HOME		0- 1		0- 1		7- 1								
4- 5		0- 1		0- 2		AWAY		0- 0		0- 1		4- 1								
3- 4		0- 0		0- 1		NEUTRAL		0- 1		0- 0		3- 2								
13- 0		0- 0		0- 0		CONFERENCE		0- 0		0- 0		13- 0								
4- 0		0- 0		0- 0		HOME		0- 0		0- 0		4- 0								
6- 0		0- 0		0- 0		AWAY		0- 0		0- 0		6- 0								
3- 0		0- 0		0- 0		NEUTRAL		0- 0		0- 0		3- 0								
RPI	S	Opponent		Score		RPI	S	Opponent		Score		RPI	S	Opponent		Score				
20	A	Ohio St.		0 3		34	A	San Diego		0 3		75	N	Virginia Tech		0 3				
						41	A	Akron		0 3		96	H	Davidson		1 3				
						47	N	Colorado St.		0 3										
														137 H Cleveland St.		2 3				
														147 A Duquesne		1 3				
														160 A West Virginia		0 3				
														162 H Cornell		3 1				
														177 A UMBC		3 1				
														181 H Stony Brook		3 0				
														203 H Long Island		3 0				
														203 N Long Island		3 0				
														208 N Columbia		2 3				
														221 H Navy		2 3				
														225 A Iona		3 1				
														225 N Iona		2 3				
														245 H Youngstown St.		3 2				
														253 A St. Francis (Pa.)		3 0				
														253 A St. Francis (Pa.)		3 0				
														253 N St. Francis (Pa.)		3 0				
														258 A Canisius		3 1				
														264 H Quinnipiac		3 0				
														269 H Binghamton		3 1				
														280 N Oakland		3 1				
														281 A Fairleigh Dickinson		3 0				
														282 A Niagara		3 0				
														282 H Niagara		3 0				
														284 A Marist		3 0				
														285 H Howard		3 0				
														289 H Central Conn. St.		3 0				
														294 H Providence		3 1				
LAST 10 GAMES																				
20	A	Ohio St.		0 3		245	H	Youngstown St.		3 2		282	H	Niagara		3 0				
203	N	Long Island		3 0		311	A	Sacred Heart		3 0		284	A	Marist		3 0				
253	N	St. Francis (Pa.)		3 0		284	A	Marist		3 0		285	H	Howard		3 0				
299	H	St. Francis (N.Y.)		3 0		225	A	Iona		3 1		289	H	Central Conn. St.		3 0				
203	H	Long Island		3 0		177	A	UMBC		3 1		294	H	Providence		3 1				

Non-Div. I Games:

Robert Morris

RPI	S	Opponent	Score	
294	N	Providence	3	0
299	H	St. Francis (N.Y.)	3	0
299	N	St. Francis (N.Y.)	3	0
304	A	Wagner	3	0
309	N	Coppin St.	3	0
311	A	Sacred Heart	3	0

Robert Morris

R  
o  
b  
e  
r  
t  
M  
o  
r  
r  
i  
s

R  
o  
b  
e  
r  
t  
M  
o  
r  
r  
i  
s

Average RPI Win:	193	WON-LOST	WINNING	LAST 10	STRENGTH OF	OPP. STRENGTH	TEAM	ADJ	CONF.	ADJ CONF.					
Average RPI Loss:	93	RECORD	PCT. RANK	GAMES	SCHEDULE	OF SCHEDULE	RPI	RPI	RPI	RPI					
DIV. I ONLY	10- 18	.35714	220	2- 8	80	138	173	.48025	173	15	14				
DIV. I NON-CONF.	5- 8	.38462	215	1- 1	98	120	157	.49277	155	16	15				
TOTALS	RPI 1-25	RPI 26-50	W-L RECORDS	RPI 51-100	RPI 101-150	RPI 150+									
10- 18	0- 0	0- 6	OVERALL	0- 5	2- 4	8- 3									
7- 4	0- 0	0- 3	HOME	0- 1	1- 0	6- 0									
2- 9	0- 0	0- 3	AWAY	0- 2	0- 1	2- 3									
1- 5	0- 0	0- 0	NEUTRAL	0- 2	1- 3	0- 0									
5- 8	0- 0	0- 2	NON-CONFERENCE	0- 3	1- 2	4- 1									
3- 1	0- 0	0- 1	HOME	0- 0	0- 0	3- 0									
1- 3	0- 0	0- 1	AWAY	0- 1	0- 0	1- 1									
1- 4	0- 0	0- 0	NEUTRAL	0- 2	1- 2	0- 0									
5- 10	0- 0	0- 4	CONFERENCE	0- 2	1- 2	4- 2									
4- 3	0- 0	0- 2	HOME	0- 1	1- 0	3- 0									
1- 6	0- 0	0- 2	AWAY	0- 1	0- 1	1- 2									
0- 1	0- 0	0- 0	NEUTRAL	0- 0	0- 1	0- 0									
RPI S Opponent Score	RPI S Opponent Score	RPI S Opponent Score	RPI S Opponent Score	RPI S Opponent Score	RPI S Opponent Score	RPI S Opponent Score									
27 A Eastern Wash.	0 3	27 A Eastern Wash.	1 3	31 A California	0 3	35 H Santa Clara	0 3	48 A Sacramento St.	2 3	48 H Sacramento St.	1 3				
67 N Tenn.-Martin	0 3	86 N UC Irvine	1 3	87 A Montana St.	1 3	87 H Montana St.	1 3	91 A New Mexico St.	0 3	103 N San Jose St.	1 3				
111 A Weber St.	2 3	111 H Weber St.	3 2	111 N Weber St.	0 3	124 N Georgia St.	3 0	144 N Furman	2 3	163 A UTEP	1 3				
182 H UNLV	3 2	191 H Idaho	3 2	199 A Portland St.	2 3	199 H Portland St.	3 0	209 A Air Force	3 1	211 A Idaho St.	1 3				
211 H Idaho St.	3 0	229 A Montana	3 2	229 H Montana	3 2	242 H Eastern Ill.	3 0								
111 N Weber St.	0 3	27 A Eastern Wash.	0 3	199 A Portland St.	2 3	229 H Montana	3 2	87 H Montana St.	1 3	182 H UNLV	3 2				
48 A Sacramento St.	2 3	111 A Weber St.	2 3	211 A Idaho St.	1 3	199 H Portland St.	3 0								
199 H Portland St.	3 0	211 A Idaho St.	1 3												
229 H Montana	3 2	199 H Portland St.	3 0												
87 H Montana St.	1 3														

Non-Div. I Games: UNKNOWN

2 3

Northern Ariz.



Average RPI Win: 279		WON-LOST RECORD		WINNING PCT. RANK		LAST 10 GAMES		STRENGTH OF SCHEDULE		OPP. STRENGTH OF SCHEDULE		TEAM RPI		ADJ RPI		CONF. RPI		ADJ CONF. RPI			
DIV. I ONLY		29- 12		.70732 54		6- 4		242		298		148		.47984 174		32		32			
DIV. I NON-CONF.		2- 9		.18182 275		0- 2		218		208		273		.37232 269		32		32			
TOTALS		RPI 1-25		RPI 26-50		W-L RECORDS		RPI 51-100		RPI 101-150		RPI 150+									
29- 12		0- 0		0- 1		OVERALL		0- 1		0- 3		29- 7									
9- 0		0- 0		0- 0		HOME		0- 0		0- 0		9- 0									
9- 5		0- 0		0- 1		AWAY		0- 0		0- 2		9- 2									
11- 7		0- 0		0- 0		NEUTRAL		0- 1		0- 1		11- 5									
2- 9		0- 0		0- 1		NON-CONFERENCE		0- 1		0- 3		2- 4									
1- 0		0- 0		0- 0		HOME		0- 0		0- 0		1- 0									
0- 4		0- 0		0- 1		AWAY		0- 0		0- 2		0- 1									
1- 5		0- 0		0- 0		NEUTRAL		0- 1		0- 1		1- 3									
27- 3		0- 0		0- 0		CONFERENCE		0- 0		0- 0		27- 3									
8- 0		0- 0		0- 0		HOME		0- 0		0- 0		8- 0									
9- 1		0- 0		0- 0		AWAY		0- 0		0- 0		9- 1									
10- 2		0- 0		0- 0		NEUTRAL		0- 0		0- 0		10- 2									
RPI	S	Opponent		Score		RPI	S	Opponent		Score		RPI	S	Opponent		Score					
						39	A	Texas A&M	0	3		78	N	LSU	0	3	118	A	Southern Miss.	2	3
																	124	A	Georgia St.	0	3
																	143	N	Louisiana Tech	0	3
																	185	N	Tulsa	1	3
																	190	A	Alabama A&M	0	3
																	190	H	Alabama A&M	3	1
																	190	N	Alabama A&M	0	3
																	190	N	Alabama A&M	1	3
																	190	N	Alabama A&M	3	1
																	218	N	Texas-San Antonio	2	3
																	248	A	Northwestern St.	0	3
																	259	A	Southern U.	3	1
																	259	A	Southern U.	3	0
																	259	H	Southern U.	3	0
																	259	N	Southern U.	3	0
																	273	N	High Point	1	3
																	276	A	Prairie View	3	1
																	276	H	Prairie View	3	1
																	276	H	Prairie View	3	0
																	276	N	Prairie View	3	0
																	278	A	Grambling	3	0
																	278	A	Grambling	3	0
																	278	H	Grambling	3	0
																	278	N	Grambling	3	0
																	278	N	Grambling	3	0
																	278	N	Grambling	3	0
																	279	N	Centenary (La.)	3	0
LAST 10 GAMES						190	N	Alabama A&M	0	3	124	A	Georgia St.	0	3	278	N	Grambling	3	0	
						259	N	Southern U.	3	0	273	N	High Point	1	3	278	N	Grambling	3	0	
						190	N	Alabama A&M	1	3	312	H	Mississippi Val.	3	0	278	N	Grambling	3	0	
						278	N	Grambling	3	0	278	H	Grambling	3	0	278	N	Grambling	3	0	
						276	N	Prairie View	3	0	259	A	Southern U.	3	0						

Non-Div. I Games:

Alcorn St.

RPI	S	Opponent	Score	
292	A	Jackson St.	3	0
292	H	Jackson St.	3	0
292	N	Jackson St.	3	0
298	H	Morris Brown	3	0
302	A	Alabama St.	3	1
302	H	Alabama St.	3	0
305	A	Ark.-Pine Bluff	3	0
305	N	Ark.-Pine Bluff	3	0
306	N	Texas Southern	3	0
306	N	Texas Southern	3	0
312	A	Mississippi Val.	3	0
312	H	Mississippi Val.	3	0

Alcorn St.

A  
l  
c  
o  
r  
n  
S  
t  
.

A  
l  
c  
o  
r  
n  
S  
t  
.

Average RPI Win: 209		WON-LOST RECORD		WINNING PCT. RANK		LAST 10 GAMES		STRENGTH OF SCHEDULE		OPP. STRENGTH OF SCHEDULE		TEAM RPI		ADJ RPI		CONF. RPI		ADJ CONF. RPI	
Average RPI Loss: 89																			
DIV. I ONLY		12- 18		.4 201		3- 7		152		120		183		.47956 175		10		10	
DIV. I NON-CONF.		8- 7		.53333 150		0- 0		179		161		158		.49276 156		9		9	
TOTALS		RPI 1-25		RPI 26-50		W-L RECORDS		RPI 51-100		RPI 101-150		RPI 150+							
12- 18		0- 2		0- 1		OVERALL		0- 7		2- 7		10- 1							
2- 7		0- 2		0- 1		HOME		0- 1		1- 3		1- 0							
6- 7		0- 0		0- 0		AWAY		0- 3		0- 3		6- 1							
4- 4		0- 0		0- 0		NEUTRAL		0- 3		1- 1		3- 0							
8- 7		0- 0		0- 0		NON-CONFERENCE		0- 3		2- 3		6- 1							
1- 2		0- 0		0- 0		HOME		0- 1		1- 1		0- 0							
3- 3		0- 0		0- 0		AWAY		0- 1		0- 1		3- 1							
4- 2		0- 0		0- 0		NEUTRAL		0- 1		1- 1		3- 0							
4- 11		0- 2		0- 1		CONFERENCE		0- 4		0- 4		4- 0							
1- 5		0- 2		0- 1		HOME		0- 0		0- 2		1- 0							
3- 4		0- 0		0- 0		AWAY		0- 2		0- 2		3- 0							
0- 2		0- 0		0- 0		NEUTRAL		0- 2		0- 0		0- 0							
RPI S	Opponent	Score		RPI S	Opponent	Score		RPI S	Opponent	Score		RPI S	Opponent	Score					
12 H	Louisville	0	3	45 H	Cincinnati	1	3	66 A	Houston	0	3	103 H	San Jose St.	0	3				
14 H	South Fla.	0	3					66 N	Houston	0	3	109 A	Rice	0	3				
								66 N	Houston	1	3	116 H	Tulane	1	3				
								71 A	St. Louis	0	3	118 H	Southern Miss.	1	3				
								73 A	Clemson	0	3	121 A	Charlotte	2	3				
								75 N	Virginia Tech	1	3	130 N	Nicholls St.	3	1				
								92 H	Stephen F. Austin	1	3	131 H	Miami (Ohio)	3	1				
												136 A	Marquette	0	3				
												140 N	Coastal Caro.	1	3				
												153 H	UAB	3	0				
												161 N	La.-Lafayette	3	0				
												171 A	Memphis	3	2				
												183 A	North Texas	0	3				
												236 A	DePaul	3	2				
												239 A	Arkansas St.	3	0				
												241 A	Tex.-Pan American	3	2				
												248 N	Northwestern St.	3	1				
												254 A	East Caro.	3	1				
												256 A	Tex. A&M-Corp. Chris	3	0				
												287 N	Belmont	3	0				
				LAST 10 GAMES															
				66 N	Houston	1	3	236 A	DePaul	3	2								
				121 A	Charlotte	2	3	136 A	Marquette	0	3								
				254 A	East Caro.	3	1	14 H	South Fla.	0	3								
				12 H	Louisville	0	3	153 H	UAB	3	0								
				45 H	Cincinnati	1	3	66 A	Houston	0	3								

Non-Div. I Games:

TCU

Average RPI Win:		194	WON-LOST RECORD		WINNING PCT. RANK		LAST 10 GAMES		STRENGTH OF SCHEDULE		OPP. STRENGTH OF SCHEDULE		TEAM RPI		ADJ RPI		CONF. RPI		ADJ CONF. RPI	
DIV. I ONLY		6- 22	.21429		276	2- 8		37		46		184		.4794		176	3		3	
DIV. I NON-CONF.		2- 6	.25		258	0- 0		73		193		197		.4636		192	3		3	
TOTALS		RPI 1-25		RPI 26-50		W-L RECORDS		RPI 51-100		RPI 101-150		RPI 150+								
6- 22		0- 3		0- 9		OVERALL		0- 6		2- 3		4- 1								
2- 10		0- 2		0- 4		HOME		0- 3		1- 1		1- 0								
2- 10		0- 1		0- 4		AWAY		0- 3		1- 1		1- 1								
2- 2		0- 0		0- 1		NEUTRAL		0- 0		0- 1		2- 0								
2- 6		0- 1		0- 1		NON-CONFERENCE		0- 0		0- 3		2- 1								
0- 2		0- 1		0- 0		HOME		0- 0		0- 1		0- 0								
0- 2		0- 0		0- 0		AWAY		0- 0		0- 1		0- 1								
2- 2		0- 0		0- 1		NEUTRAL		0- 0		0- 1		2- 0								
4- 16		0- 2		0- 8		CONFERENCE		0- 6		2- 0		2- 0								
2- 8		0- 1		0- 4		HOME		0- 3		1- 0		1- 0								
2- 8		0- 1		0- 4		AWAY		0- 3		1- 0		1- 0								
0- 0		0- 0		0- 0		NEUTRAL		0- 0		0- 0		0- 0								
RPI	S	Opponent		Score		RPI	S	Opponent		Score		RPI	S	Opponent		Score				
4	A	Nebraska		0	3	26	A	Kansas St.		0	3	56	A	Kansas		0	3			
4	H	Nebraska		0	3	26	H	Kansas St.		0	3	56	H	Kansas		2	3			
18	H	Arkansas		0	3	36	A	Texas		0	3	60	A	Colorado		1	3			
						36	H	Texas		0	3	60	H	Colorado		0	3			
						39	A	Texas A&M		0	3	81	A	Texas Tech		0	3			
						39	H	Texas A&M		0	3	81	H	Texas Tech		0	3			
						42	A	Missouri		0	3									
						42	H	Missouri		1	3									
						44	N	Duke		0	3									
						LAST 10 GAMES														
						150	A	Baylor		3	0	81	H	Texas Tech		0	3			
						60	H	Colorado		0	3	154	A	Iowa St.		3	2			
						26	A	Kansas St.		0	3	42	H	Missouri		1	3			
						4	A	Nebraska		0	3	39	A	Texas A&M		0	3			
						36	H	Texas		0	3	56	H	Kansas		2	3			

Non-Div. I Games:

Oklahoma

Average RPI Win:	252	WON-LOST RECORD	WINNING PCT. RANK	LAST 10 GAMES	STRENGTH OF SCHEDULE	OPP. STRENGTH OF SCHEDULE	TEAM RPI	ADJ RPI	CONF. RPI	ADJ CONF. RPI		
Average RPI Loss:	132											
DIV. I ONLY		17- 12	.58621	114	5- 5	226	260	168	.47801	177	29	29
DIV. I NON-CONF.		10- 9	.52632	157	1- 2	117	231	136	.50654	135	29	29
<hr/>												
TOTALS	RPI 1-25	RPI 26-50		W-L RECORDS		RPI 51-100		RPI 101-150		RPI 150+		
17- 12	0- 0	0- 0		OVERALL		0- 7		1- 1		16- 4		
10- 5	0- 0	0- 0		HOME		0- 2		0- 1		10- 2		
3- 5	0- 0	0- 0		AWAY		0- 3		0- 0		3- 2		
4- 2	0- 0	0- 0		NEUTRAL		0- 2		1- 0		3- 0		
<hr/>												
10- 9	0- 0	0- 0		NON-CONFERENCE		0- 7		1- 1		9- 1		
6- 3	0- 0	0- 0		HOME		0- 2		0- 1		6- 0		
0- 4	0- 0	0- 0		AWAY		0- 3		0- 0		0- 1		
4- 2	0- 0	0- 0		NEUTRAL		0- 2		1- 0		3- 0		
<hr/>												
7- 3	0- 0	0- 0		CONFERENCE		0- 0		0- 0		7- 3		
4- 2	0- 0	0- 0		HOME		0- 0		0- 0		4- 2		
3- 1	0- 0	0- 0		AWAY		0- 0		0- 0		3- 1		
0- 0	0- 0	0- 0		NEUTRAL		0- 0		0- 0		0- 0		
<hr/>												
RPI S	Opponent	Score	RPI S	Opponent	Score	RPI S	Opponent	Score	RPI S	Opponent	Score	
						58 H	American	0 3	128 H	Valparaiso	0 3	
						69 A	Pittsburgh	1 3	145 N	UNC Asheville	3 2	
						77 A	Maryland	0 3	172 H	Robert Morris	1 3	
						89 N	George Washington	0 3	180 H	Va. Commonwealth	3 0	
						89 N	George Washington	1 3	192 H	Morgan St.	3 1	
						90 A	James Madison	1 3	203 A	Long Island	3 1	
						100 H	Towson	1 3	203 H	Long Island	0 3	
									205 N	Albany (N.Y.)	3 1	
									213 H	Loyola (Md.)	3 0	
									221 A	Navy	2 3	
									253 H	St. Francis (Pa.)	3 2	
									264 A	Quinnipiac	3 0	
									268 H	Md.-East. Shore	3 0	
									269 N	Binghamton	3 1	
									270 N	Charleston So.	3 0	
									281 H	Fairleigh Dickinson	3 0	
									289 A	Central Conn. St.	2 3	
									299 A	St. Francis (N.Y.)	3 0	
									304 H	Wagner	3 0	
									309 H	Coppin St.	3 0	
									310 H	Lafayette	3 0	
									311 H	Sacred Heart	3 0	
LAST 10 GAMES												
						203 H	Long Island	0 3	253 H	St. Francis (Pa.)	3 2	
						180 H	Va. Commonwealth	3 0	172 H	Robert Morris	1 3	
						311 H	Sacred Heart	3 0	264 A	Quinnipiac	3 0	
						90 A	James Madison	1 3	289 A	Central Conn. St.	2 3	
						58 H	American	0 3	281 H	Fairleigh Dickinson	3 0	

Non-Div. I Games:

UMBC

Liberty

Liberty

RPI	S	Opponent	Score	
291	N	Western Ill.	3	0
307	H	Delaware St.	3	0

Liberty

L  
i  
b  
e  
r  
t  
y

L  
i  
b  
e  
r  
t  
y

Average RPI Win: 182		WON-LOST	WINNING	LAST 10	STRENGTH OF		OPP. STRENGTH	TEAM	ADJ	CONF.	ADJ CONF.
Average RPI Loss: 107		RECORD	PCT. RANK	GAMES	SCHEDULE		OF SCHEDULE	RPI	RPI	RPI	RPI
DIV. I ONLY		13- 20	.39394	204	4- 6		126	133	178	.47447	179
DIV. I NON-CONF.		5- 9	.35714	227	1- 0		150	146	199	.45985	198
TOTALS		RPI 1-25	RPI 26-50		W-L RECORDS		RPI 51-100		RPI 101-150		RPI 150+
13- 20	0- 2	1- 2		OVERALL		1- 5		2- 8		9- 3	
5- 8	0- 1	0- 1		HOME		1- 1		1- 4		3- 1	
5- 9	0- 0	0- 1		AWAY		0- 4		1- 3		4- 1	
3- 3	0- 1	1- 0		NEUTRAL		0- 0		0- 1		2- 1	
5- 9	0- 1	1- 0		NON-CONFERENCE		0- 2		0- 5		4- 1	
1- 3	0- 0	0- 0		HOME		0- 0		0- 3		1- 0	
1- 3	0- 0	0- 0		AWAY		0- 2		0- 1		1- 0	
3- 3	0- 1	1- 0		NEUTRAL		0- 0		0- 1		2- 1	
8- 11	0- 1	0- 2		CONFERENCE		1- 3		2- 3		5- 2	
4- 5	0- 1	0- 1		HOME		1- 1		1- 1		2- 1	
4- 6	0- 0	0- 1		AWAY		0- 2		1- 2		3- 1	
0- 0	0- 0	0- 0		NEUTRAL		0- 0		0- 0		0- 0	
RPI S	Opponent	Score		RPI S	Opponent	Score		RPI S	Opponent	Score	
12 N	Louisville	0	3	41 A	Akron	2	3	54 A	Eastern Mich.	0	3
22 H	Ball St.	0	3	41 H	Akron	1	3	54 H	Eastern Mich.	0	3
				45 N	Cincinnati	3	1	64 H	Ohio	3	0
								65 A	Indiana	0	3
								95 A	Southern Ill.	0	3
								97 A	Marshall	0	3
								125 A	Kent St.	2	3
								125 H	Kent St.	2	3
								126 A	Western Mich.	3	2
								126 H	Western Mich.	3	1
								131 A	Miami (Ohio)	2	3
								132 H	Wyoming	1	3
								133 A	Wright St.	0	3
								136 H	Marquette	2	3
								137 H	Cleveland St.	2	3
								149 N	Butler	1	3
								155 N	Murray St.	3	2
								165 A	Northern Ill.	1	3
								165 H	Northern Ill.	3	2
								198 A	Bowling Green	3	0
								198 H	Bowling Green	0	3
								224 N	UMKC	1	3
								227 N	Austin Peay	3	2
								231 A	Toledo	3	1
								231 H	Toledo	3	1
								233 A	Buffalo	3	1
								280 A	Oakland	3	0
								280 H	Oakland	3	2
LAST 10 GAMES											
41 A	Akron	2	3	22 H	Ball St.	0	3				
198 A	Bowling Green	3	0	126 H	Western Mich.	3	1				
54 H	Eastern Mich.	0	3	280 H	Oakland	3	2				
131 A	Miami (Ohio)	2	3	97 A	Marshall	0	3				
231 A	Toledo	3	1	54 A	Eastern Mich.	0	3				

Non-Div. I Games:

Central Mich.



Average RPI Win:	237	WON-LOST	WINNING	LAST 10	STRENGTH OF	OPP. STRENGTH	TEAM	ADJ	CONF.	ADJ CONF.	
Average RPI Loss:	119	RECORD	PCT. RANK	GAMES	SCHEDULE	OF SCHEDULE	RPI	RPI	RPI	RPI	
DIV. I ONLY	16- 13	.55172	133	5- 5	230	206	174	.47446	180	17	17
DIV. I NON-CONF.	9- 3	.75	42	1- 1	278	281	160	.48627	161	17	17
<hr/>											
TOTALS	RPI 1-25	RPI 26-50		W-L RECORDS	RPI 51-100		RPI 101-150		RPI 150+		
16- 13	0- 0	0- 2		OVERALL	1- 6		1- 1		14- 4		
9- 4	0- 0	0- 1		HOME	1- 2		1- 0		7- 1		
4- 8	0- 0	0- 1		AWAY	0- 3		0- 1		4- 3		
3- 1	0- 0	0- 0		NEUTRAL	0- 1		0- 0		3- 0		
<hr/>											
9- 3	0- 0	0- 0		NON-CONFERENCE	0- 0		1- 1		8- 2		
4- 1	0- 0	0- 0		HOME	0- 0		1- 0		3- 1		
2- 2	0- 0	0- 0		AWAY	0- 0		0- 1		2- 1		
3- 0	0- 0	0- 0		NEUTRAL	0- 0		0- 0		3- 0		
<hr/>											
7- 10	0- 0	0- 2		CONFERENCE	1- 6		0- 0		6- 2		
5- 3	0- 0	0- 1		HOME	1- 2		0- 0		4- 0		
2- 6	0- 0	0- 1		AWAY	0- 3		0- 0		2- 2		
0- 1	0- 0	0- 0		NEUTRAL	0- 1		0- 0		0- 0		
<hr/>											
RPI	S	Opponent	Score	RPI	S	Opponent	Score	RPI	S	Opponent	Score
				38	A	George Mason	0 3	82	A	Hofstra	0 3
				38	H	George Mason	1 3	82	H	Hofstra	3 2
								90	A	James Madison	0 3
								90	H	James Madison	0 3
								100	A	Towson	0 3
								100	H	Towson	1 3
								100	N	Towson	2 3
	</										

Non-Div. I Games:

Va. Commonwealth

Average RPI Win:	233	WON-LOST	WINNING	LAST 10	STRENGTH OF	OPP. STRENGTH	TEAM	ADJ	CONF.	ADJ CONF.	
Average RPI Loss:	165	RECORD	PCT. RANK	GAMES	SCHEDULE	OF SCHEDULE	RPI	RPI	RPI	RPI	
DIV. I ONLY	22- 13	.62857	88	6- 4	249	246	166	.47422	181	23	23
DIV. I NON-CONF.	14- 7	.66667	79	0- 0	268	251	174	.47367	180	22	23
<hr/>											
TOTALS	RPI 1-25	RPI 26-50		W-L RECORDS		RPI 51-100		RPI 101-150		RPI 150+	
22- 13	0- 0	0- 0		OVERALL		1- 3		2- 3		19- 7	
7- 3	0- 0	0- 0		HOME		0- 1		0- 0		7- 2	
8- 6	0- 0	0- 0		AWAY		0- 2		1- 1		7- 3	
7- 4	0- 0	0- 0		NEUTRAL		1- 0		1- 2		5- 2	
14- 7	0- 0	0- 0		NON-CONFERENCE		1- 0		2- 3		11- 4	
4- 0	0- 0	0- 0		HOME		0- 0		0- 0		4- 0	
4- 3	0- 0	0- 0		AWAY		0- 0		1- 1		3- 2	
6- 4	0- 0	0- 0		NEUTRAL		1- 0		1- 2		4- 2	
8- 6	0- 0	0- 0		CONFERENCE		0- 3		0- 0		8- 3	
3- 3	0- 0	0- 0		HOME		0- 1		0- 0		3- 2	
4- 3	0- 0	0- 0		AWAY		0- 2		0- 0		4- 1	
1- 0	0- 0	0- 0		NEUTRAL		0- 0		0- 0		1- 0	
RPI S	Opponent	Score	RPI S	Opponent	Score	RPI S	Opponent	Score	RPI S	Opponent	Score
						93 A	New Hampshire	1 3	115 N	Harvard	3 1
						93 A	New Hampshire	1 3	134 N	Ill.-Chicago	2 3
						93 H	New Hampshire	0 3	135 A	St. John's (N.Y.)	3 2
						96 N	Davidson	3 1	137 N	Cleveland St.	2 3
									148 A	Fairfield	0 3
									152 N	Yale	2 3
									158 A	Northeastern	3 2
									158 H	Northeastern	1 3
									158 N	Northeastern	3 2
									172 A	Robert Morris	0 3
									203 A	Long Island	2 3
									203 N	Long Island	3 0
									205 A	Albany (N.Y.)	3 1
									205 H	Albany (N.Y.)	3 1
									221 N	Navy	3 1
									228 H	Bucknell	3 1
									245 N	Youngstown St.	0 3
									257 A	Hartford	2 3
									257 H	Hartford	3 1
									258 A	Canisius	3 0
									262 A	Maine	3 1
									262 H	Maine	0 3
									269 A	Binghamton	3 2
									269 H	Binghamton	3 2
									282 N	Niagara	3 1
									289 A	Central Conn. St.	3 1
									294 H	Providence	3 0
<hr/>											
			LAST 10 GAMES								
			93 A	New Hampshire	1 3	158 H	Northeastern	1 3	269 A	Binghamton	3 2
			158 N	Northeastern	3 2	93 H	New Hampshire	0 3	269 H	Binghamton	3 2
			269 H	Binghamton	3 2	257 H	Hartford	3 1	282 N	Niagara	3 1
			205 H	Albany (N.Y.)	3 1	262 H	Maine	0 3	289 A	Central Conn. St.	3 1
			262 A	Maine	3 1	205 A	Albany (N.Y.)	3 1	294 H	Providence	3 0

Non-Div. I Games:

Stony Brook

RPI	S	Opponent	Score	
299	H	St. Francis (N.Y.)	3	0
300	N	Rider	3	2
304	A	Wagner	3	0
311	H	Sacred Heart	3	0

Stony Brook

S  
t  
o  
n  
y  
B  
r  
o  
o  
k

S  
t  
o  
n  
y  
B  
r  
o  
o  
k

UNLV				Through Games Of Dec. 21, 2002																
Average RPI Win:		145	WON-LOST	WINNING		LAST 10		STRENGTH OF		OPP. STRENGTH		TEAM		ADJ		CONF.		ADJ CONF.		
Average RPI Loss:		89	RECORD	PCT. RANK		GAMES		SCHEDULE		OF SCHEDULE		RPI		RPI		RPI		RPI		
DIV. I ONLY			11- 20	.35484	222	4- 6		122		66		180		.47369		182	11		9	
DIV. I NON-CONF.			5- 11	.3125	241	1- 2		121		51		189		.46757		189	8		8	
TOTALS		RPI 1-25		RPI 26-50		W-L RECORDS		RPI 51-100		RPI 101-150		RPI 150+								
11- 20		0- 1		0- 8		OVERALL		3- 2		3- 5		5- 4								
6- 7		0- 1		0- 3		HOME		2- 1		2- 2		2- 0								
2- 9		0- 0		0- 3		AWAY		0- 1		1- 1		1- 4								
3- 4		0- 0		0- 2		NEUTRAL		1- 0		0- 2		2- 0								
5- 11		0- 1		0- 4		NON-CONFERENCE		2- 1		1- 2		2- 3								
2- 4		0- 1		0- 1		HOME		1- 1		1- 1		0- 0								
0- 4		0- 0		0- 1		AWAY		0- 0		0- 0		0- 3								
3- 3		0- 0		0- 2		NEUTRAL		1- 0		0- 1		2- 0								
6- 9		0- 0		0- 4		CONFERENCE		1- 1		2- 3		3- 1								
4- 3		0- 0		0- 2		HOME		1- 0		1- 1		2- 0								
2- 5		0- 0		0- 2		AWAY		0- 1		1- 1		1- 1								
0- 1		0- 0		0- 0		NEUTRAL		0- 0		0- 1		0- 0								
RPI	S	Opponent		Score		RPI	S	Opponent		Score		RPI	S	Opponent		Score				
22	H	Ball St.		1	3	31	H	California		0	3	63	H	Nevada		0	3			
						33	A	Utah		0	3	72	A	San Diego St.		0	3			
						33	H	Utah		1	3	72	H	San Diego St.		3	0			
						34	N	San Diego		0	3	74	N	Wis.-Milwaukee		3	1			
						46	A	Fresno St.		1	3	81	H	Texas Tech		3	1			
						47	A	Colorado St.		0	3									
						47	H	Colorado St.		1	3									
						48	N	Sacramento St.		2	3									
						LAST 10 GAMES														
						105	H	Oral Roberts		3	0	72	H	San Diego St.		3	0			
						111	H	Weber St.		1	3	173	A	Northern Ariz.		2	3			
						108	N	Brigham Young		2	3	132	H	Wyoming		3	0			
						159	A	New Mexico		2	3	47	H	Colorado St.		1	3			
						209	A	Air Force		3	0	33	A	Utah		0	3			

Non-Div. I Games:

UNLV

Average RPI Win:		219	WON-LOST RECORD		WINNING PCT. RANK		LAST 10 GAMES		STRENGTH OF SCHEDULE		OPP. STRENGTH OF SCHEDULE		TEAM RPI		ADJ RPI		CONF. RPI		ADJ CONF. RPI	
DIV. I ONLY			16- 17		.48485 164		5- 5		197		171		177		.47209 183		20		20	
DIV. I NON-CONF.			6- 11		.35294 230		0- 0		153		145		205		.45757 201		19		18	
TOTALS		RPI 1-25		RPI 26-50		W-L RECORDS		RPI 51-100		RPI 101-150		RPI 150+								
16- 17		0- 2		0- 1		OVERALL		0- 5		0- 4		16- 5								
7- 7		0- 1		0- 0		HOME		0- 2		0- 3		7- 1								
8- 5		0- 1		0- 1		AWAY		0- 1		0- 0		8- 2								
1- 5		0- 0		0- 0		NEUTRAL		0- 2		0- 1		1- 2								
6- 11		0- 2		0- 1		NON-CONFERENCE		0- 2		0- 4		6- 2								
3- 4		0- 1		0- 0		HOME		0- 0		0- 3		3- 0								
2- 3		0- 1		0- 1		AWAY		0- 0		0- 0		2- 1								
1- 4		0- 0		0- 0		NEUTRAL		0- 2		0- 1		1- 1								
10- 6		0- 0		0- 0		CONFERENCE		0- 3		0- 0		10- 3								
4- 3		0- 0		0- 0		HOME		0- 2		0- 0		4- 1								
6- 2		0- 0		0- 0		AWAY		0- 1		0- 0		6- 1								
0- 1		0- 0		0- 0		NEUTRAL		0- 0		0- 0		0- 1								
RPI	S	Opponent		Score		RPI	S	Opponent		Score		RPI	S	Opponent		Score				
18	A	Arkansas		0	3	36	A	Texas		0	3	67	N	Tenn.-Martin		0	3			
25	H	Washington		0	3							76	H	Western Ky.		2	3			
												91	A	New Mexico St.		0	3			
												91	H	New Mexico St.		1	3			
												95	N	Southern Ill.		1	3			
												118	N	Southern Miss.		2	3			
												130	H	Nicholls St.		1	3			
												139	H	Southern Methodist		1	3			
												143	H	Louisiana Tech		2	3			
												161	A	La.-Lafayette		3	2			
												161	H	La.-Lafayette		3	2			
												164	A	Ark.-Little Rock		3	1			
												175	H	TCU		3	0			
												186	N	Mississippi St.		1	3			
												189	A	New Orleans		1	3			
												189	H	New Orleans		3	0			
												206	A	Middle Tenn.		3	0			
												206	N	Middle Tenn.		2	3			
												207	A	Southwest Tex. St.		2	3			
												209	N	Air Force		3	0			
												210	H	Florida Int'l		3	0			
												212	A	Denver		3	1			
												212	H	Denver		1	3			
												218	A	Texas-San Antonio		3	2			
												239	A	Arkansas St.		3	1			
												256	H	Tex. A&M-Corp. Chris		3	1			
												272	A	South Ala.		3	0			
												272	H	South Ala.		3	0			
												276	A	Prairie View		3	0			
												278	H	Grambling		3	0			
LAST 10 GAMES																				
206	N	Middle Tenn.		2	3	189	A	New Orleans		1	3	272	A	South Ala.		3	0			
161	A	La.-Lafayette		3	2	272	A	South Ala.		3	0	276	A	Prairie View		3	0			
76	H	Western Ky.		2	3	164	A	Ark.-Little Rock		3	1	278	H	Grambling		3	0			
91	H	New Mexico St.		1	3	239	A	Arkansas St.		3	1									
212	H	Denver		1	3	210	H	Florida Int'l		3	0									

Non-Div. I Games:

North Texas

Average RPI Win:	174	WON-LOST RECORD	WINNING PCT. RANK	LAST 10 GAMES	STRENGTH OF SCHEDULE	OPP. STRENGTH OF SCHEDULE	TEAM RPI	ADJ RPI	CONF. RPI	ADJ CONF. RPI	
DIV. I ONLY	11- 17	.39286	209	1- 9	146	132	187	.47038	184	16	16
DIV. I NON-CONF.	6- 4	.6	109	0- 1	74	130	80	.55356	82	12	12
<hr/>											
TOTALS	RPI 1-25	RPI 26-50		W-L RECORDS	RPI 51-100		RPI 101-150		RPI 150+		
11- 17	0- 2	0- 1		OVERALL	2- 6		3- 5		6- 3		
7- 8	0- 1	0- 0		HOME	1- 3		3- 2		3- 2		
4- 7	0- 1	0- 0		AWAY	1- 3		0- 3		3- 0		
0- 2	0- 0	0- 1		NEUTRAL	0- 0		0- 0		0- 1		
<hr/>											
6- 4	0- 0	0- 1		NON-CONFERENCE	2- 0		2- 2		2- 1		
5- 1	0- 0	0- 0		HOME	1- 0		2- 1		2- 0		
1- 1	0- 0	0- 0		AWAY	1- 0		0- 1		0- 0		
0- 2	0- 0	0- 1		NEUTRAL	0- 0		0- 0		0- 1		
<hr/>											
5- 13	0- 2	0- 0		CONFERENCE	0- 6		1- 3		4- 2		
2- 7	0- 1	0- 0		HOME	0- 3		1- 1		1- 2		
3- 6	0- 1	0- 0		AWAY	0- 3		0- 2		3- 0		
0- 0	0- 0	0- 0		NEUTRAL	0- 0		0- 0		0- 0		
<hr/>											
RPI S	Opponent	Score	RPI S	Opponent	Score	RPI S	Opponent	Score	RPI S	Opponent	Score
10 A	Northern Iowa	0 <span>3</span>	44 N	Duke	0 <span>3</span>	55 A	Southwest Mo. St.	0 <span>3</span>	101 A	Bradley	1 <span>3</span>
10 H	Northern Iowa	0 <span>3</span>				55 H	Southwest Mo. St.	1 <span>3</span>	101 H	Bradley	0 <span>3</span>
						69 A	Pittsburgh	3 0	112 H	UCF	3 0
						87 H	Montana St.	3 2	113 A	Wichita St.	1 <span>3</span>
						94 A	Illinois St.	1 <span>3</span>	113 H	Wichita St.	3 1
						94 H	Illinois St.	0 <span>3</span>	117 H	Morehead St.	3 2
						95 A	Southern Ill.	1 <span>3</span>	128 H	Valparaiso	2 <span>3</span>
						95 H	Southern Ill.	1 <span>3</span>	149 A	Butler	2 <span>3</span>
									168 H	Seton Hall	3 2
									198 N	Bowling Green	2 <span>3</span>
									214 H	IUPUI	3 1
									247 A	Creighton	3 1
									247 H	Creighton	0 <span>3</span>
									263 A	Evansville	3 0
									263 H	Evansville	3 0
									266 A	Drake	3 1
									266 H	Drake	2 <span>3</span>
<hr/>											
LAST 10 GAMES											
	10 A	Northern Iowa	0 <span>3</span>		94 H	Illinois St.	0 <span>3</span>				
	101 A	Bradley	1 <span>3</span>		55 A	Southwest Mo. St.	0 <span>3</span>				
	128 H	Valparaiso	2 <span>3</span>		113 A	Wichita St.	1 <span>3</span>				
	247 H	Creighton	0 <span>3</span>		95 H	Southern Ill.	1 <span>3</span>				
	266 H	Drake	2 <span>3</span>		263 H	Evansville	3 0				

Non-Div. I Games:

Indiana St.

T  
u  
l  
s  
a

Tulsa

RPI	S	Opponent	Score	
296	A	Colgate	3	0
299	N	St. Francis (N.Y.)	3	0
306	N	Texas Southern	3	0

Tulsa

T  
u  
l  
s  
a

T  
u  
l  
s  
a



Average RPI Win:		206	WON-LOST		WINNING		LAST 10		STRENGTH OF		OPP. STRENGTH		TEAM		ADJ		CONF.		ADJ CONF.	
Average RPI Loss:		86	RECORD		PCT. RANK		GAMES		SCHEDULE		OF SCHEDULE		RPI		RPI		RPI		RPI	
DIV. I ONLY			10- 20		.33333		227		0- 10		96		104		181		.46639		186	
DIV. I NON-CONF.			9- 5		.64286		92		0- 0		158		217		121		.51413		128	
TOTALS			RPI 1-25		RPI 26-50		W-L RECORDS		RPI 51-100		RPI 101-150		RPI 150+							
10- 20			0- 5		0- 2		OVERALL		1- 7		0- 1		9- 5							
4- 7			0- 2		0- 1		HOME		1- 3		0- 0		3- 1							
1- 11			0- 3		0- 1		AWAY		0- 2		0- 1		1- 4							
5- 2			0- 0		0- 0		NEUTRAL		0- 2		0- 0		5- 0							
9- 5			0- 0		0- 0		NON-CONFERENCE		1- 2		0- 0		8- 3							
3- 0			0- 0		0- 0		HOME		1- 0		0- 0		2- 0							
1- 3			0- 0		0- 0		AWAY		0- 0		0- 0		1- 3							
5- 2			0- 0		0- 0		NEUTRAL		0- 2		0- 0		5- 0							
1- 15			0- 5		0- 2		CONFERENCE		0- 5		0- 1		1- 2							
1- 7			0- 2		0- 1		HOME		0- 3		0- 0		1- 1							
0- 8			0- 3		0- 1		AWAY		0- 2		0- 1		0- 1							
0- 0			0- 0		0- 0		NEUTRAL		0- 0		0- 0		0- 0							
RPI	S	Opponent	Score		RPI	S	Opponent	Score		RPI	S	Opponent	Score		RPI	S	Opponent	Score		
3	A	Florida	0	3	49	A	Georgia	0	3	62	A	Alabama	1	3	107	A	Kentucky	0	3	
3	H	Florida	0	3	49	H	Georgia	1	3	62	H	Alabama	1	3	165	A	Northern Ill.	2	3	
18	A	Arkansas	0	3						68	H	Tennessee	1	3	169	N	Wis.-Green Bay	3	1	
18	H	Arkansas	0	3						70	H	Lamar	3	1	183	N	North Texas	3	1	
24	A	South Carolina	0	3						71	N	St. Louis	1	3	188	A	Mississippi	0	3	
										78	A	LSU	0	3	188	H	Mississippi	1	3	
										78	H	LSU	2	3	189	A	New Orleans	2	3	
										95	N	Southern Ill.	2	3	195	H	Boston College	3	1	
															206	A	Middle Tenn.	3	2	
															207	A	Southwest Tex. St.	1	3	
															209	N	Air Force	3	0	
															234	H	Samford	3	0	
															255	N	Mercer	3	0	
															260	H	Auburn	3	0	
															279	N	Centenary (La.)	3	0	
LAST 10 GAMES																				
62 A Alabama					1	3	107 A Kentucky					0	3							
188 H Mississippi					1	3	78 A LSU					0	3							
18 H Arkansas					0	3	18 A Arkansas					0	3							
78 H LSU					2	3	68 H Tennessee					1	3							
24 A South Carolina					0	3	188 A Mississippi					0	3							

Non-Div. I Games:

Mississippi St.

Average RPI Win:	247	WON-LOST	WINNING	LAST 10	STRENGTH OF	OPP. STRENGTH	TEAM	ADJ	CONF.	ADJ CONF.		
Average RPI Loss:	119	RECORD	PCT. RANK	GAMES	SCHEDULE	OF SCHEDULE	RPI	RPI	RPI	RPI		
DIV. I ONLY	15- 18	.45455	177	4- 6	190	214	193	.46393	187	21	21	
DIV. I NON-CONF.	6- 6	.5	161	0- 0	180	198	176	.475	177	24	22	
<hr/>												
TOTALS	RPI 1-25	RPI 26-50		W-L RECORDS		RPI 51-100		RPI 101-150		RPI 150+		
15- 18	0- 0	0- 1		OVERALL		0- 9		1- 5		14- 3		
6- 4	0- 0	0- 0		HOME		0- 3		0- 1		6- 0		
5- 11	0- 0	0- 0		AWAY		0- 6		0- 3		5- 2		
4- 3	0- 0	0- 1		NEUTRAL		0- 0		1- 1		3- 1		
<hr/>												
6- 6	0- 0	0- 1		NON-CONFERENCE		0- 2		1- 1		5- 2		
1- 0	0- 0	0- 0		HOME		0- 0		0- 0		1- 0		
1- 3	0- 0	0- 0		AWAY		0- 2		0- 0		1- 1		
4- 3	0- 0	0- 1		NEUTRAL		0- 0		1- 1		3- 1		
<hr/>												
9- 12	0- 0	0- 0		CONFERENCE		0- 7		0- 4		9- 1		
5- 4	0- 0	0- 0		HOME		0- 3		0- 1		5- 0		
4- 8	0- 0	0- 0		AWAY		0- 4		0- 3		4- 1		
0- 0	0- 0	0- 0		NEUTRAL		0- 0		0- 0		0- 0		
<hr/>												
RPI	S	Opponent	Score	RPI	S	Opponent	Score	RPI	S	Opponent	Score	
				49	N	Georgia	0 3	68	A	Tennessee	0 3	
								75	A	Virginia Tech	0 3	
								83	A	Col. of Charleston	2 3	
								83	H	Col. of Charleston	0 3	
								96	A	Davidson	0 3	
								96	A	Davidson	1 3	
								96	H	Davidson	2 3	
								99	A	Ga. Southern	1 3	
								99	H	Ga. Southern	0 3	
										121	N Charlotte	0 3
										129	A Western Caro.	1 3
										129	H Western Caro.	1 3
										144	A Furman	1 3
										144	A Furman	1 3
										145	N UNC Asheville	3 2
										171	A Memphis	0 3
										206	N Middle Tenn.	1 3
										226	N Birmingham-So.	3 0
										235	A East Tenn. St.	3 1
										235	H East Tenn. St.	3 2
										240	A Wofford	3 0
										240	H Wofford	3 0
										246	A Chattanooga	0 3
										246	H Chattanooga	3 1
										249	H North Carolina St.	3 1
										250	N UNC Wilmington	3 1
										255	N Mercer	3 0
										267	A UNC Greensboro	3 0
										267	H UNC Greensboro	3 0
										273	A High Point	3 0
										288	A Citadel	3 0
										288	H Citadel	3 0
<hr/>												
LAST 10 GAMES												
				96	A	Davidson	0 3	240	A	Wofford	3 0	
				267	H	UNC Greensboro	3 0	144	A	Furman	1 3	
				96	H	Davidson	2 3	235	A	East Tenn. St.	3 1	
				288	H	Citadel	3 0	99	H	Ga. Southern	0 3	
				83	H	Col. of Charleston	0 3	129	A	Western Caro.	1 3	

Non-Div. I Games:

Appalachian St.

Average RPI Win: 225		WON-LOST RECORD		WINNING PCT. RANK		LAST 10 GAMES		STRENGTH OF SCHEDULE		OPP. STRENGTH OF SCHEDULE		TEAM RPI		ADJ RPI		CONF. RPI		ADJ CONF. RPI	
Average RPI Loss: 74																			
DIV. I ONLY		11- 17		.39286 209		3- 7		192		70		194		.46392 188		5		5	
DIV. I NON-CONF.		7- 5		.58333 117		0- 0		276		160		194		.45739 202		5		5	
TOTALS		RPI 1-25		RPI 26-50		W-L RECORDS		RPI 51-100		RPI 101-150		RPI 150+							
11- 17		0- 5		0- 3		OVERALL		0- 4		0- 3		11- 2							
3- 6		0- 2		0- 1		HOME		0- 3		0- 0		3- 0							
4- 9		0- 3		0- 1		AWAY		0- 1		0- 3		4- 1							
4- 2		0- 0		0- 1		NEUTRAL		0- 0		0- 0		4- 1							
7- 5		0- 0		0- 1		NON-CONFERENCE		0- 0		0- 2		7- 2							
1- 0		0- 0		0- 0		HOME		0- 0		0- 0		1- 0							
2- 3		0- 0		0- 0		AWAY		0- 0		0- 2		2- 1							
4- 2		0- 0		0- 1		NEUTRAL		0- 0		0- 0		4- 1							
4- 12		0- 5		0- 2		CONFERENCE		0- 4		0- 1		4- 0							
2- 6		0- 2		0- 1		HOME		0- 3		0- 0		2- 0							
2- 6		0- 3		0- 1		AWAY		0- 1		0- 1		2- 0							
0- 0		0- 0		0- 0		NEUTRAL		0- 0		0- 0		0- 0							
RPI S	Opponent	Score		RPI S	Opponent	Score		RPI S	Opponent	Score		RPI S	Opponent	Score					
3	A Florida	0	3	49	A Georgia	0	3	62	H Alabama	0	3	107	A Kentucky	0	3				
3	H Florida	0	3	49	H Georgia	1	3	68	H Tennessee	2	3	112	A UCF	1	3				
18	A Arkansas	0	3	50	N Texas-Arlington	0	3	78	A LSU	0	3	150	A Baylor	0	3				
18	H Arkansas	1	3					78	H LSU	2	3	164	A Ark.-Little Rock	3	1				
24	A South Carolina	0	3									164	N Ark.-Little Rock	2	3				
												171	H Memphis	3	1				
												186	A Mississippi St.	3	1				
												186	H Mississippi St.	3	0				
												229	A Montana	1	3				
												229	N Montana	3	0				
												239	A Arkansas St.	3	2				
												252	N Eastern Ky.	3	0				
												260	A Auburn	3	0				
												260	H Auburn	3	0				
												261	N Boise St.	3	0				
												270	N Charleston So.	3	2				
				LAST 10 GAMES															
				260	A Auburn	3	0	24	A South Carolina	0	3								
				186	A Mississippi St.	3	1	18	A Arkansas	0	3								
				78	H LSU	2	3	78	A LSU	0	3								
				18	H Arkansas	1	3	68	H Tennessee	2	3								
				107	A Kentucky	0	3	186	H Mississippi St.	3	0								

Non-Div. I Games:

Mississippi

Average RPI Win:		204	WON-LOST RECORD		WINNING PCT. RANK		LAST 10 GAMES		STRENGTH OF SCHEDULE		OPP. STRENGTH OF SCHEDULE		TEAM RPI		ADJ RPI		CONF. RPI		ADJ CONF. RPI	
DIV. I ONLY			13- 20		.39394 204		3- 7		120		193		185		.46234 189		20		20	
DIV. I NON-CONF.			7- 10		.41176 200		0- 1		71		179		138		.50584 137		19		18	
TOTALS		RPI 1-25		RPI 26-50		W-L RECORDS		RPI 51-100		RPI 101-150		RPI 150+								
13- 20		0- 0		0- 1		OVERALL		1- 8		2- 4		10- 7								
12- 7		0- 0		0- 0		HOME		1- 3		2- 1		9- 3								
1- 9		0- 0		0- 0		AWAY		0- 3		0- 2		1- 4								
0- 4		0- 0		0- 1		NEUTRAL		0- 2		0- 1		0- 0								
7- 10		0- 0		0- 1		NON-CONFERENCE		1- 4		2- 4		4- 1								
7- 4		0- 0		0- 0		HOME		1- 2		2- 1		4- 1								
0- 3		0- 0		0- 0		AWAY		0- 1		0- 2		0- 0								
0- 3		0- 0		0- 1		NEUTRAL		0- 1		0- 1		0- 0								
6- 10		0- 0		0- 0		CONFERENCE		0- 4		0- 0		6- 6								
5- 3		0- 0		0- 0		HOME		0- 1		0- 0		5- 2								
1- 6		0- 0		0- 0		AWAY		0- 2		0- 0		1- 4								
0- 1		0- 0		0- 0		NEUTRAL		0- 1		0- 0		0- 0								
RPI	S	Opponent	Score	RPI	S	Opponent	Score	RPI	S	Opponent	Score	RPI	S	Opponent	Score					
				35	N	Santa Clara	0 3	76	A	Western Ky.	0 3	116	A	Tulane	1 3					
								78	H	LSU	1 3	116	H	Tulane	0 3					
								78	H	LSU	0 3	118	H	Southern Miss.	3 0					
								86	A	UC Irvine	1 3	122	A	McNeese St.	1 3					
								90	N	James Madison	1 3	130	H	Nicholls St.	3 0					
								91	A	New Mexico St.	0 3	143	N	Louisiana Tech	0 3					
								91	H	New Mexico St.	1 3	161	A	La.-Lafayette	0 3					
								91	N	New Mexico St.	1 3	161	H	La.-Lafayette	2 3					
								96	H	Davidson	3 0	164	H	Ark.-Little Rock	0 3					
												183	A	North Texas	0 3					
												183	H	North Texas	3 1					
												186	H	Mississippi St.	3 2					
												197	H	Troy St.	3 0					
												206	A	Middle Tenn.	0 3					
												210	H	Florida Int'l	3 2					
												212	A	Denver	0 3					
												212	H	Denver	3 1					
												239	H	Arkansas St.	3 2					
												255	H	Mercer	2 3					
												259	H	Southern U.	3 0					
												272	A	South Ala.	3 1					
												272	H	South Ala.	3 1					
												279	H	Centenary (La.)	3 0					
				LAST 10 GAMES																
				91	N	New Mexico St.	1 3	183	H	North Texas	3 1									
				91	A	New Mexico St.	0 3	161	H	La.-Lafayette	2 3									
				212	A	Denver	0 3	116	H	Tulane	0 3									
				210	H	Florida Int'l	3 2	206	A	Middle Tenn.	0 3									
				272	A	South Ala.	3 1	76	A	Western Ky.	0 3									

Non-Div. I Games:

New Orleans



RPI	S	Opponent	Score	
312	H	Mississippi Val.	3	0
313	N	Norfolk St.	3	0

Alabama A&M

A  
l  
a  
b  
a  
m  
a  
A  
&  
M

A  
l  
a  
b  
a  
m  
a  
A  
&  
M

Average RPI Win:		194	WON-LOST RECORD		WINNING PCT. RANK		LAST 10 GAMES		STRENGTH OF SCHEDULE		OPP. STRENGTH OF SCHEDULE		TEAM RPI		ADJ RPI		CONF. RPI		ADJ CONF. RPI			
Average RPI Loss:		78																				
DIV. I ONLY			11- 17		.39286 209		4- 6		200		59		195		.46211 191		7		6			
DIV. I NON-CONF.			4- 6		.4 203		1- 0		279		60		239		.42243 236		6		6			
TOTALS		RPI 1-25		RPI 26-50		W-L RECORDS		RPI 51-100		RPI 101-150		RPI 150+										
11- 17		0- 5		0- 2		OVERALL		2- 4		0- 3		9- 3										
6- 6		0- 3		0- 0		HOME		1- 2		0- 1		5- 0										
4- 8		0- 2		0- 0		AWAY		1- 2		0- 2		3- 2										
1- 3		0- 0		0- 2		NEUTRAL		0- 0		0- 0		1- 1										
4- 6		0- 1		0- 2		NON-CONFERENCE		0- 0		0- 1		4- 2										
2- 1		0- 1		0- 0		HOME		0- 0		0- 0		2- 0										
1- 2		0- 0		0- 0		AWAY		0- 0		0- 1		1- 1										
1- 3		0- 0		0- 2		NEUTRAL		0- 0		0- 0		1- 1										
7- 11		0- 4		0- 0		CONFERENCE		2- 4		0- 2		5- 1										
4- 5		0- 2		0- 0		HOME		1- 2		0- 1		3- 0										
3- 6		0- 2		0- 0		AWAY		1- 2		0- 1		2- 1										
0- 0		0- 0		0- 0		NEUTRAL		0- 0		0- 0		0- 0										
RPI	S	Opponent		Score		RPI	S	Opponent		Score		RPI	S	Opponent		Score						
8	A	UC Santa Barb.		0	3	35	N	Santa Clara		0	3	52	A	Cal Poly		0	3	106	A	Oregon St.	0	3
8	H	UC Santa Barb.		0	3	42	N	Missouri		0	3	52	H	Cal Poly		0	3	123	A	Utah St.	0	3
16	H	Washington St.		0	3							57	A	Pacific (Cal.)		3	2	123	H	Utah St.	1	3
19	A	Long Beach St.		0	3							57	H	Pacific (Cal.)		0	3	170	A	Cal St. Northridge	1	3
19	H	Long Beach St.		0	3							86	A	UC Irvine		0	3	170	H	Cal St. Northridge	3	2
												86	H	UC Irvine		3	1	173	A	Northern Ariz.	2	3
																		211	N	Idaho St.	3	1
																		215	A	Gonzaga	3	0
																		220	A	UC Riverside	3	2
																		220	H	UC Riverside	3	0
																		229	H	Montana	3	2
																		230	A	Cal St. Fullerton	3	0
																		230	H	Cal St. Fullerton	3	0
																		242	N	Eastern Ill.	1	3
																		261	H	Boise St.	3	2
LAST 10 GAMES																						
						19	A	Long Beach St.		0	3	220	A	UC Riverside		3	2					
						86	A	UC Irvine		0	3	52	H	Cal Poly		0	3					
						170	H	Cal St. Northridge		3	2	8	H	UC Santa Barb.		0	3					
						57	H	Pacific (Cal.)		0	3	123	A	Utah St.		0	3					
						230	A	Cal St. Fullerton		3	0	229	H	Montana		3	2					

Non-Div. I Games:

Idaho

Average RPI Win: 277		WON-LOST RECORD	WINNING PCT. RANK		LAST 10 GAMES	STRENGTH OF SCHEDULE	OPP. STRENGTH OF SCHEDULE	TEAM RPI	ADJ RPI	CONF. RPI	ADJ CONF. RPI			
Average RPI Loss: 121														
DIV. I ONLY		20- 15	.57143	121	7- 3	232	285	186	.46207	192	30	30		
DIV. I NON-CONF.		4- 13	.23529	264	0- 1	119	169	226	.42553	232	31	30		
<hr/>														
TOTALS		RPI 1-25		RPI 26-50		W-L RECORDS		RPI 51-100		RPI 101-150		RPI 150+		
20- 15		0- 1		0- 0		OVERALL		0- 7		0- 1		20- 6		
8- 1		0- 0		0- 0		HOME		0- 1		0- 0		8- 0		
8- 8		0- 1		0- 0		AWAY		0- 4		0- 1		8- 2		
4- 6		0- 0		0- 0		NEUTRAL		0- 2		0- 0		4- 4		
4- 13		0- 1		0- 0		NON-CONFERENCE		0- 5		0- 1		4- 6		
1- 1		0- 0		0- 0		HOME		0- 1		0- 0		1- 0		
1- 6		0- 1		0- 0		AWAY		0- 2		0- 1		1- 2		
2- 6		0- 0		0- 0		NEUTRAL		0- 2		0- 0		2- 4		
16- 2		0- 0		0- 0		CONFERENCE		0- 2		0- 0		16- 0		
7- 0		0- 0		0- 0		HOME		0- 0		0- 0		7- 0		
7- 2		0- 0		0- 0		AWAY		0- 2		0- 0		7- 0		
2- 0		0- 0		0- 0		NEUTRAL		0- 0		0- 0		2- 0		
RPI	S	Opponent	Score		RPI	S	Opponent	Score		RPI	S	Opponent	Score	
17	A	Penn St.	0	3			58 H American	0	3	112	A	UCF	1	3
							59 A Florida A&M	0	3	154	A	Iowa St.	1	3
							59 A Florida A&M	0	3	169	N	Wis.-Green Bay	0	3
							80 N Rutgers	0	3	177	A	UMBC	1	3
							85 N Villanova	0	3	178	N	Liberty	1	3
							89 A George Washington	0	3	213	H	Loyola (Md.)	3	0
							100 A Towson	0	3	219	H	N.C. A&T	3	1
										223	N	Army	3	1
										224	N	UMKC	0	3
										228	A	Bucknell	3	2
										251	N	Radford	2	3
										268	A	Md.-East. Shore	3	0
										268	H	Md.-East. Shore	3	0
										268	N	Md.-East. Shore	3	0
										275	A	Bethune-Cookman	3	0
										285	A	Howard	3	0
										285	H	Howard	3	0
										289	N	Central Conn. St.	3	2
										293	H	South Carolina St.	3	0
										295	A	Hampton	3	0
										295	H	Hampton	3	1
										295	N	Hampton	3	0
										307	A	Delaware St.	3	0
										307	H	Delaware St.	3	0
										309	A	Coppin St.	3	0
										309	H	Coppin St.	3	0
										313	A	Norfolk St.	3	0
<hr/>														
LAST 10 GAMES														
59	A	Florida A&M	0	3	59	A	Florida A&M	0	3	307	A	Delaware St.	3	0
295	N	Hampton	3	0	307	A	Delaware St.	3	0	307	H	Delaware St.	3	0
268	N	Md.-East. Shore	3	0	295	H	Hampton	3	1	309	A	Coppin St.	3	0
112	A	UCF	1	3	285	A	Howard	3	0	309	H	Coppin St.	3	0
275	A	Bethune-Cookman	3	0	293	H	South Carolina St.	3	0	313	A	Norfolk St.	3	0

Non-Div. I Games:

Morgan St.



Average RPI Win: 241		WON-LOST	WINNING	LAST 10	STRENGTH OF		OPP. STRENGTH	TEAM	ADJ	CONF.	ADJ CONF.
Average RPI Loss: 125		RECORD	PCT. RANK	GAMES	SCHEDULE		OF SCHEDULE	RPI	RPI	RPI	RPI
DIV. I ONLY		13- 14	.48148	170	4- 4		213	221	192	.46143	193
DIV. I NON-CONF.		6- 8	.42857	193	2- 0		140	175	177	.4805	170
TOTALS		RPI 1-25	RPI 26-50		W-L RECORDS		RPI 51-100		RPI 101-150		RPI 150+
13- 14	0- 1	0- 1		OVERALL		1- 3		0- 4		12- 5	
7- 3	0- 0	0- 0		HOME		0- 1		0- 2		7- 0	
3- 7	0- 1	0- 1		AWAY		0- 0		0- 0		3- 5	
3- 4	0- 0	0- 0		NEUTRAL		1- 2		0- 2		2- 0	
6- 8	0- 1	0- 1		NON-CONFERENCE		1- 3		0- 2		5- 1	
2- 1	0- 0	0- 0		HOME		0- 1		0- 0		2- 0	
1- 3	0- 1	0- 1		AWAY		0- 0		0- 0		1- 1	
3- 4	0- 0	0- 0		NEUTRAL		1- 2		0- 2		2- 0	
7- 6	0- 0	0- 0		CONFERENCE		0- 0		0- 2		7- 4	
5- 2	0- 0	0- 0		HOME		0- 0		0- 2		5- 0	
2- 4	0- 0	0- 0		AWAY		0- 0		0- 0		2- 4	
0- 0	0- 0	0- 0		NEUTRAL		0- 0		0- 0		0- 0	
RPI S	Opponent	Score		RPI S	Opponent	Score		RPI S	Opponent	Score	
14 A	South Fla.	0	3	30 A	Miami (Fla.)	0	3	55 N	Southwest Mo. St.	0	3
								82 N	Hofstra	0	3
								92 H	Stephen F. Austin	0	3
								99 N	Ga. Southern	3	2
								112 H	UCF	1	3
								120 N	Xavier	0	3
								124 H	Georgia St.	0	3
								139 N	Southern Methodist	0	3
								157 A	Jacksonville	3	2
								167 A	Fla. Atlantic	0	3
								167 A	Fla. Atlantic	0	3
								167 H	Fla. Atlantic	3	1
								197 A	Troy St.	2	3
								209 A	Air Force	0	3
								216 N	San Francisco	3	2
								234 A	Samford	3	2
								243 A	Jacksonville St.	1	3
								255 H	Mercer	3	2
								275 A	Bethune-Cookman	3	0
								275 H	Bethune-Cookman	3	2
								275 N	Bethune-Cookman	3	2
								287 H	Belmont	3	0
								290 H	Campbell	3	0
								297 H	Gardner-Webb	3	1
								308 H	Savannah St.	3	0
LAST 10 GAMES											
167 H	Fla. Atlantic	3	1	243 A	Jacksonville St.	1	3				
112 H	UCF	1	3	234 A	Samford	3	2				
308 H	Savannah St.	3	0	167 A	Fla. Atlantic	0	3				
275 H	Bethune-Cookman	3	2	255 H	Mercer	3	2				
197 A	Troy St.	2	3	124 H	Georgia St.	0	3				

Non-Div. I Games: Embry-Riddle (FL) 3 0 Flagler 3 1

Stetson

Average RPI Win: 195		WON-LOST	WINNING	LAST 10	STRENGTH OF		OPP. STRENGTH	TEAM	ADJ	CONF.	ADJ CONF.
Average RPI Loss: 127		RECORD	PCT. RANK	GAMES	SCHEDULE		OF SCHEDULE	RPI	RPI	RPI	RPI
DIV. I ONLY		10- 16	.38462	213	3- 7		119	189	190	.46074	194
DIV. I NON-CONF.		4- 8	.33333	234	0- 0		129	178	201	.45054	207
TOTALS		RPI 1-25	RPI 26-50		W-L RECORDS		RPI 51-100		RPI 101-150		RPI 150+
10- 16	0- 0	0- 1		OVERALL		1- 5		1- 4		8- 6	
8- 2	0- 0	0- 0		HOME		1- 1		1- 1		6- 0	
1- 9	0- 0	0- 1		AWAY		0- 2		0- 3		1- 3	
1- 5	0- 0	0- 0		NEUTRAL		0- 2		0- 0		1- 3	
4- 8	0- 0	0- 1		NON-CONFERENCE		1- 3		0- 1		3- 3	
3- 0	0- 0	0- 0		HOME		1- 0		0- 0		2- 0	
0- 3	0- 0	0- 1		AWAY		0- 1		0- 1		0- 0	
1- 5	0- 0	0- 0		NEUTRAL		0- 2		0- 0		1- 3	
6- 8	0- 0	0- 0		CONFERENCE		0- 2		1- 3		5- 3	
5- 2	0- 0	0- 0		HOME		0- 1		1- 1		4- 0	
1- 6	0- 0	0- 0		AWAY		0- 1		0- 2		1- 3	
0- 0	0- 0	0- 0		NEUTRAL		0- 0		0- 0		0- 0	
RPI S	Opponent	Score	RPI S	Opponent	Score	RPI S	Opponent	Score	RPI S	Opponent	Score
			40 A	Florida St.	0 3	53 A	Pennsylvania	0 3	115 A	Harvard	1 3
						53 H	Pennsylvania	1 3	115 H	Harvard	2 3
						78 N	LSU	0 3	119 A	Princeton	0 3
						80 N	Rutgers	1 3	119 H	Princeton	3 0
						93 A	New Hampshire	1 3	146 A	Syracuse	0 3
						100 H	Towson	3 1	152 A	Yale	2 3
									152 H	Yale	3 2
									158 H	Northeastern	3 1
									161 N	La.-Lafayette	0 3
									162 A	Cornell	1 3
									162 H	Cornell	3 1
									208 A	Columbia	2 3
									208 H	Columbia	3 0
									222 N	St. Peter's	2 3
									225 H	Iona	3 1
									233 N	Buffalo	1 3
									265 A	Dartmouth	3 1
									265 H	Dartmouth	3 1
									296 N	Colgate	3 0
			LAST 10 GAMES								
			152 A	Yale	2 3	265 H	Dartmouth	3 1			
			119 A	Princeton	0 3	115 H	Harvard	2 3			
			53 A	Pennsylvania	0 3	208 A	Columbia	2 3			
			162 H	Cornell	3 1	162 A	Cornell	1 3			
			208 H	Columbia	3 0	53 H	Pennsylvania	1 3			

Non-Div. I Games:

Brown

Average RPI Win:	229	WON-LOST RECORD	WINNING PCT. RANK	LAST 10 GAMES	STRENGTH OF SCHEDULE	OPP. STRENGTH OF SCHEDULE	TEAM RPI	ADJ RPI	CONF. RPI	ADJ CONF. RPI		
DIV. I ONLY		14- 18	.4375	185	3- 7	204	160	196	.45899	195	9	11
DIV. I NON-CONF.		11- 8	.57895	126	2- 0	230	218	180	.47349	181	10	10
<hr/>												
TOTALS	RPI 1-25	RPI 26-50		W-L RECORDS		RPI 51-100		RPI 101-150		RPI 150+		
14- 18	0- 1	0- 1		OVERALL		2- 9		1- 4		11- 3		
6- 8	0- 0	0- 1		HOME		1- 3		0- 2		5- 2		
5- 7	0- 1	0- 0		AWAY		1- 4		0- 1		4- 1		
3- 3	0- 0	0- 0		NEUTRAL		0- 2		1- 1		2- 0		
11- 8	0- 0	0- 0		NON-CONFERENCE		1- 4		1- 2		9- 2		
5- 3	0- 0	0- 0		HOME		0- 1		0- 1		5- 1		
3- 2	0- 0	0- 0		AWAY		1- 1		0- 0		2- 1		
3- 3	0- 0	0- 0		NEUTRAL		0- 2		1- 1		2- 0		
3- 10	0- 1	0- 1		CONFERENCE		1- 5		0- 2		2- 1		
1- 5	0- 0	0- 1		HOME		1- 2		0- 1		0- 1		
2- 5	0- 1	0- 0		AWAY		0- 3		0- 1		2- 0		
0- 0	0- 0	0- 0		NEUTRAL		0- 0		0- 0		0- 0		
RPI	S	Opponent	Score	RPI	S	Opponent	Score	RPI	S	Opponent	Score	
21	A	Notre Dame	0 3	30	H	Miami (Fla.)	1 3	65	N	Indiana	2 3	
								69	A	Pittsburgh	0 3	
								70	N	Lamar	0 3	
								75	H	Virginia Tech	2 3	
								77	A	Maryland	0 3	
								79	A	Georgetown	0 3	
								80	H	Rutgers	1 3	
								83	A	Col. of Charleston	3 0	
								85	A	Villanova	0 3	
								93	H	New Hampshire	1 3	
								98	H	Connecticut	3 2	

Non-Div. I Games:

Boston College



Average RPI Win: 244		WON-LOST	WINNING	LAST 10	STRENGTH OF		OPP. STRENGTH	TEAM	ADJ	CONF.	ADJ CONF.
Average RPI Loss: 167		RECORD	PCT. RANK	GAMES	SCHEDULE		OF SCHEDULE	RPI	RPI	RPI	RPI
DIV. I ONLY		20- 11	.64516	80	277		256	189	.45887	197	25
DIV. I NON-CONF.		13- 6	.68421	77	269		262	170	.47329	182	25
TOTALS		RPI 1-25	RPI 26-50		W-L RECORDS		RPI 51-100		RPI 101-150		RPI 150+
20- 11	0- 0	0- 0		OVERALL		1- 1		0- 3		19- 7	
8- 5	0- 0	0- 0		HOME		0- 0		0- 1		8- 4	
9- 4	0- 0	0- 0		AWAY		0- 1		0- 1		9- 2	
3- 2	0- 0	0- 0		NEUTRAL		1- 0		0- 1		2- 1	
13- 6	0- 0	0- 0		NON-CONFERENCE		1- 1		0- 1		12- 4	
5- 2	0- 0	0- 0		HOME		0- 0		0- 0		5- 2	
5- 3	0- 0	0- 0		AWAY		0- 1		0- 0		5- 2	
3- 1	0- 0	0- 0		NEUTRAL		1- 0		0- 1		2- 0	
7- 5	0- 0	0- 0		CONFERENCE		0- 0		0- 2		7- 3	
3- 3	0- 0	0- 0		HOME		0- 0		0- 1		3- 2	
4- 1	0- 0	0- 0		AWAY		0- 0		0- 1		4- 0	
0- 1	0- 0	0- 0		NEUTRAL		0- 0		0- 0		0- 1	
RPI S	Opponent	Score	RPI S	Opponent	Score	RPI S	Opponent	Score	RPI S	Opponent	Score
						59 A	Florida A&M	0 3	112 H	UCF	0 3
						96 N	Davidson	3 2	124 A	Georgia St.	0 3
									130 N	Nicholls St.	2 3
									153 A	UAB	3 2
									153 H	UAB	0 3
									157 A	Jacksonville	3 2
									167 H	Fla. Atlantic	2 3
									167 N	Fla. Atlantic	2 3
									189 A	New Orleans	0 3
									190 A	Alabama A&M	3 1
									190 H	Alabama A&M	3 2
									193 H	Stetson	3 2
									226 H	Birmingham-So.	2 3
									234 H	Samford	3 0
									235 N	East Tenn. St.	3 0
									243 H	Jacksonville St.	1 3
									255 A	Mercer	3 2
									271 A	Elon	3 2
									271 H	Elon	3 0
									272 A	South Ala.	1 3
									275 H	Bethune-Cookman	3 0
									286 N	Tennessee St.	3 0
									287 A	Belmont	3 2
									290 A	Campbell	3 2
									297 H	Gardner-Webb	3 0
									298 A	Morris Brown	3 0
									298 H	Morris Brown	3 0
LAST 10 GAMES											
						167 N	Fla. Atlantic	2 3	298 A	Morris Brown	3 0
						271 A	Elon	3 2	167 H	Fla. Atlantic	2 3
						290 A	Campbell	3 2	112 H	UCF	0 3
						190 H	Alabama A&M	3 2	193 H	Stetson	3 2
						124 A	Georgia St.	0 3	297 H	Gardner-Webb	3 0

Non-Div. I Games:

Troy St.

Troy St.

Through Games Of Dec. 21, 2002

RPI	S	Opponent	Score	
303	A	Lipscomb	3	0
303	H	Lipscomb	3	0

Troy St.

T  
r  
o  
y  
S  
t  
.

T  
r  
o  
y  
S  
t  
.

Average RPI Win:		194	WON-LOST RECORD		WINNING PCT. RANK		LAST 10 GAMES		STRENGTH OF SCHEDULE		OPP. STRENGTH OF SCHEDULE		TEAM RPI		ADJ RPI		CONF. RPI		ADJ CONF. RPI	
DIV. I ONLY			9- 21		.3 247		4- 6		114		109		201		.45474 198		13		13	
DIV. I NON-CONF.			5- 7		.41667 196		0- 0		110		89		154		.49858 146		13		13	
TOTALS		RPI 1-25		RPI 26-50		W-L RECORDS		RPI 51-100		RPI 101-150		RPI 150+								
9- 21		0- 3		0- 4		OVERALL		0- 6		3- 3		6- 5								
2- 8		0- 1		0- 0		HOME		0- 3		0- 1		2- 3								
3- 11		0- 2		0- 2		AWAY		0- 3		1- 2		2- 2								
4- 2		0- 0		0- 2		NEUTRAL		0- 0		2- 0		2- 0								
5- 7		0- 1		0- 3		NON-CONFERENCE		0- 2		2- 0		3- 1								
1- 0		0- 0		0- 0		HOME		0- 0		0- 0		1- 0								
0- 5		0- 1		0- 1		AWAY		0- 2		0- 0		0- 1								
4- 2		0- 0		0- 2		NEUTRAL		0- 0		2- 0		2- 0								
4- 14		0- 2		0- 1		CONFERENCE		0- 4		1- 3		3- 4								
1- 8		0- 1		0- 0		HOME		0- 3		0- 1		1- 3								
3- 6		0- 1		0- 1		AWAY		0- 1		1- 2		2- 1								
0- 0		0- 0		0- 0		NEUTRAL		0- 0		0- 0		0- 0								
RPI	S	Opponent		Score		RPI	S	Opponent		Score		RPI	S	Opponent		Score				
15	A	Wisconsin		0	3	41	A	Akron		2	3	54	H	Eastern Mich.		1	3			
22	A	Ball St.		0	3	43	A	Michigan		0	3	60	A	Colorado		0	3			
22	H	Ball St.		2	3	44	N	Duke		1	3	64	A	Ohio		0	3			
						50	N	Texas-Arlington		0	3	64	H	Ohio		2	3			
												69	A	Pittsburgh		1	3			
												97	H	Marshall		1	3			

Non-Div. I Games:

Bowling Green

Average RPI Win: 224		WON-LOST	WINNING	LAST 10	STRENGTH OF		OPP. STRENGTH	TEAM	ADJ	CONF.	ADJ CONF.
Average RPI Loss: 107		RECORD	PCT. RANK	GAMES	SCHEDULE		OF SCHEDULE	RPI	RPI	RPI	RPI
DIV. I ONLY		9- 14	.3913	212	3- 6		176	174	203	.45364	199
DIV. I NON-CONF.		5- 3	.625	99	0- 1		273	246	193	.46374	191
TOTALS		RPI 1-25	RPI 26-50		W-L RECORDS		RPI 51-100		RPI 101-150		RPI 150+
9- 14	0- 0	0- 4		OVERALL		0- 4		0- 2		9- 4	
3- 5	0- 0	0- 2		HOME		0- 1		0- 1		3- 1	
2- 7	0- 0	0- 2		AWAY		0- 1		0- 1		2- 3	
4- 2	0- 0	0- 0		NEUTRAL		0- 2		0- 0		4- 0	
5- 3	0- 0	0- 0		NON-CONFERENCE		0- 1		0- 0		5- 2	
0- 1	0- 0	0- 0		HOME		0- 0		0- 0		0- 1	
1- 1	0- 0	0- 0		AWAY		0- 0		0- 0		1- 1	
4- 1	0- 0	0- 0		NEUTRAL		0- 1		0- 0		4- 0	
4- 11	0- 0	0- 4		CONFERENCE		0- 3		0- 2		4- 2	
3- 4	0- 0	0- 2		HOME		0- 1		0- 1		3- 0	
1- 6	0- 0	0- 2		AWAY		0- 1		0- 1		1- 2	
0- 1	0- 0	0- 0		NEUTRAL		0- 1		0- 0		0- 0	
RPI S	Opponent	Score	RPI S	Opponent	Score	RPI S	Opponent	Score	RPI S	Opponent	Score
			27 A	Eastern Wash.	2 <span>3</span>	87 A	Montana St.	1 <span>3</span>	111 A	Weber St.	1 <span>3</span>
			27 H	Eastern Wash.	0 <span>3</span>	87 H	Montana St.	1 <span>3</span>	111 H	Weber St.	1 <span>3</span>
			48 A	Sacramento St.	1 <span>3</span>	87 N	Montana St.	1 <span>3</span>	163 N	UTEP	3 0
			48 H	Sacramento St.	0 <span>3</span>	91 N	New Mexico St.	0 <span>3</span>	169 A	Wis.-Green Bay	2 <span>3</span>
									173 A	Northern Ariz.	0 <span>3</span>
									173 H	Northern Ariz.	3 2
									196 A	Portland	3 2
									196 H	Portland	0 <span>3</span>
									211 A	Idaho St.	3 0
									211 H	Idaho St.	3 1
									229 A	Montana	1 <span>3</span>
									229 H	Montana	3 2
									266 N	Drake	3 0
									277 N	La.-Monroe	3 0
									291 N	Western Ill.	3 0
LAST 10 GAMES											
			87 N	Montana St.	1 <span>3</span>	27 A	Eastern Wash.	2 <span>3</span>			
			48 H	Sacramento St.	0 <span>3</span>	87 H	Montana St.	1 <span>3</span>			
			173 H	Northern Ariz.	3 2	229 H	Montana	3 2			
			211 A	Idaho St.	3 0	173 A	Northern Ariz.	0 <span>3</span>			
			111 A	Weber St.	1 <span>3</span>	48 A	Sacramento St.	1 <span>3</span>			

Non-Div. I Games: Western Ore. 3 0 UNKNOWN 1 3

Portland St.



Average RPI Win:	213	WON-LOST RECORD	WINNING PCT. RANK	LAST 10 GAMES	STRENGTH OF SCHEDULE	OPP. STRENGTH OF SCHEDULE	TEAM RPI	ADJ RPI	CONF. RPI	ADJ CONF. RPI				
DIV. I ONLY		9- 20	.31034	241	3- 7	112	153	204	.45346	200	17	17		
DIV. I NON-CONF.		3- 9	.25	258	1- 2	128	127	221	.44133	215	17	17		
-----														
TOTALS	RPI 1-25	RPI 26-50		W-L RECORDS		RPI 51-100		RPI 101-150		RPI 150+				
9- 20	0- 1	0- 3		OVERALL		1- 9		0- 3		8- 4				
5- 6	0- 0	0- 2		HOME		1- 4		0- 0		4- 0				
4- 9	0- 0	0- 1		AWAY		0- 4		0- 2		4- 2				
0- 5	0- 1	0- 0		NEUTRAL		0- 1		0- 1		0- 2				
3- 9	0- 1	0- 1		NON-CONFERENCE		1- 2		0- 3		2- 2				
1- 2	0- 0	0- 1		HOME		1- 1		0- 0		0- 0				
2- 2	0- 0	0- 0		AWAY		0- 0		0- 2		2- 0				
0- 5	0- 1	0- 0		NEUTRAL		0- 1		0- 1		0- 2				
6- 11	0- 0	0- 2		CONFERENCE		0- 7		0- 0		6- 2				
4- 4	0- 0	0- 1		HOME		0- 3		0- 0		4- 0				
2- 7	0- 0	0- 1		AWAY		0- 4		0- 0		2- 2				
0- 0	0- 0	0- 0		NEUTRAL		0- 0		0- 0		0- 0				
RPI	S	Opponent	Score		RPI	S	Opponent	Score		RPI	S	Opponent	Score	
25	N	Washington	0	3	37	H	Temple	1	3	76	N	Western Ky.	1	3
					38	A	George Mason	0	3	79	H	Georgetown	2	3
					38	H	George Mason	1	3	82	A	Hofstra	0	3
										82	H	Hofstra	0	3
										85	H	Villanova	3	2
										90	A	James Madison	0	3
										90	A	James Madison	1	3
										90	H	James Madison	1	3
										100	A	Towson	1	3
										100	H	Towson	0	3

Non-Div. I Games:

Delaware

Average RPI Win:	226	WON-LOST	WINNING	LAST 10	STRENGTH OF	OPP. STRENGTH	TEAM	ADJ	CONF.	ADJ CONF.	
Average RPI Loss:	119	RECORD	PCT. RANK	GAMES	SCHEDULE	OF SCHEDULE	RPI	RPI	RPI	RPI	
DIV. I ONLY	14- 18	.4375	185	2- 8	221	177	206	.45264	201	19	19
DIV. I NON-CONF.	7- 5	.58333	117	1- 0	251	183	181	.47518	176	18	19
<hr/>											
TOTALS	RPI 1-25	RPI 26-50		W-L RECORDS	RPI 51-100		RPI 101-150		RPI 150+		
14- 18	0- 0	0- 4		OVERALL	1- 3		2- 7		11- 4		
6- 9	0- 0	0- 2		HOME	0- 2		2- 3		4- 2		
5- 7	0- 0	0- 2		AWAY	1- 1		0- 3		4- 1		
3- 2	0- 0	0- 0		NEUTRAL	0- 0		0- 1		3- 1		
<hr/>											
7- 5	0- 0	0- 2		NON-CONFERENCE	0- 0		1- 2		6- 1		
3- 2	0- 0	0- 1		HOME	0- 0		1- 1		2- 0		
1- 1	0- 0	0- 1		AWAY	0- 0		0- 0		1- 0		
3- 2	0- 0	0- 0		NEUTRAL	0- 0		0- 1		3- 1		
<hr/>											
7- 13	0- 0	0- 2		CONFERENCE	1- 3		1- 5		5- 3		
3- 7	0- 0	0- 1		HOME	0- 2		1- 2		2- 2		
4- 6	0- 0	0- 1		AWAY	1- 1		0- 3		3- 1		
0- 0	0- 0	0- 0		NEUTRAL	0- 0		0- 0		0- 0		
<hr/>											
RPI S	Opponent	Score	RPI S	Opponent	Score	RPI S	Opponent	Score	RPI S	Opponent	Score
			39 A	Texas A&M	1 3	70 A	Lamar	0 3	108 N	Brigham Young	0 3
			48 H	Sacramento St.	0 3	70 H	Lamar	1 3	109 H	Rice	2 3
			50 A	Texas-Arlington	0 3	92 A	Stephen F. Austin	3 2	122 A	McNeese St.	2 3
			50 H	Texas-Arlington	0 3	92 H	Stephen F. Austin	1 3	122 H	McNeese St.	1 3
									130 A	Nicholls St.	2 3
									130 H	Nicholls St.	2 3
									134 H	Ill.-Chicago	3 1
									142 A	Southeastern La.	2 3
									142 H	Southeastern La.	3 0
									161 N	La.-Lafayette	1 3
									207 A	Southwest Tex. St.	3 2
									207 H	Southwest Tex. St.	2 3
									218 A	Texas-San Antonio	3 1
									218 H	Texas-San Antonio	3 1
									226 H	Birmingham-So.	3 2
									248 A	Northwestern St.	0 3
									248 H	Northwestern St.	2 3
									256 A	Tex. A&M-Corp. Chris	3 1
									256 H	Tex. A&M-Corp. Chris	3 1
									260 N	Auburn	3 0
									277 A	La.-Monroe	3 0
									277 H	La.-Monroe	3 0
									284 N	Marist	3 0
									311 N	Sacred Heart	3 0
			LAST 10 GAMES								
			130 A	Nicholls St.	2 3	122 A	McNeese St.	2 3	284 N	Marist	3 0
			142 A	Southeastern La.	2 3	70 A	Lamar	0 3	311 N	Sacred Heart	3 0
			207 H	Southwest Tex. St.	2 3	248 H	Northwestern St.	2 3			
			50 H	Texas-Arlington	0 3	277 H	La.-Monroe	3 0			
			256 A	Tex. A&M-Corp. Chris	3 1	92 H	Stephen F. Austin	1 3			

Non-Div. I Games:

Sam Houston St.

Average RPI Win: 251		WON-LOST	WINNING	LAST 10	STRENGTH OF		OPP. STRENGTH	TEAM	ADJ		CONF.	ADJ CONF.		
Average RPI Loss: 99		RECORD	PCT. RANK	GAMES	SCHEDULE		OF SCHEDULE	RPI	RPI		RPI	RPI		
DIV. I ONLY		11- 20	.35484	222	4- 6		165	180	210		.45199	202	12	12
DIV. I NON-CONF.		8- 9	.47059	181	2- 0		203	238	203		.45492	205	14	14
TOTALS		RPI 1-25	RPI 26-50		W-L RECORDS		RPI 51-100		RPI 101-150		RPI 150+			
11- 20	0- 0	0- 3		OVERALL		0- 8		1- 7		10- 2				
3- 7	0- 0	0- 1		HOME		0- 3		1- 2		2- 1				
4- 10	0- 0	0- 2		AWAY		0- 4		0- 3		4- 1				
4- 3	0- 0	0- 0		NEUTRAL		0- 1		0- 2		4- 0				
8- 9	0- 0	0- 1		NON-CONFERENCE		0- 4		0- 2		8- 2				
1- 2	0- 0	0- 0		HOME		0- 1		0- 0		1- 1				
3- 4	0- 0	0- 1		AWAY		0- 2		0- 0		3- 1				
4- 3	0- 0	0- 0		NEUTRAL		0- 1		0- 2		4- 0				
3- 11	0- 0	0- 2		CONFERENCE		0- 4		1- 5		2- 0				
2- 5	0- 0	0- 1		HOME		0- 2		1- 2		1- 0				
1- 6	0- 0	0- 1		AWAY		0- 2		0- 3		1- 0				
0- 0	0- 0	0- 0		NEUTRAL		0- 0		0- 0		0- 0				
RPI S	Opponent	Score	RPI S	Opponent	Score	RPI S	Opponent	Score	RPI S	Opponent	Score			
			30 A	Miami (Fla.)	0 3	51 A	Dayton	0 3	114 A	Rhode Island	0 3			
			37 A	Temple	2 3	51 H	Dayton	0 3	114 H	Rhode Island	1 3			
			37 H	Temple	0 3	53 A	Pennsylvania	0 3	120 A	Xavier	0 3			
						68 H	Tennessee	0 3	120 H	Xavier	3 2			
						88 A	Manhattan	1 3	127 N	Oregon	0 3			
						88 N	Manhattan	0 3	135 N	St. John's (N.Y.)	0 3			
						89 A	George Washington	1 3	147 A	Duquesne	0 3			
						89 H	George Washington	2 3	147 H	Duquesne	1 3			
									168 A	Seton Hall	1 3			
									225 H	Iona	3 2			
									230 H	Cal St. Fullerton	0 3			
									237 A	La Salle	3 2			
									237 H	La Salle	3 1			
									247 N	Creighton	3 2			
									266 A	Drake	3 2			
									271 N	Elon	3 2			
									284 A	Marist	3 0			
									285 N	Howard	3 0			
									289 A	Central Conn. St.	3 0			
									301 N	Chicago St.	3 0			
			LAST 10 GAMES											
			147 A	Duquesne	0 3	284 A	Marist	3 0						
			89 A	George Washington	1 3	37 H	Temple	0 3						
			51 H	Dayton	0 3	237 H	La Salle	3 1						
			120 H	Xavier	3 2	289 A	Central Conn. St.	3 0						
			114 H	Rhode Island	1 3	89 H	George Washington	2 3						

Non-Div. I Games:

Fordham

Average RPI Win:	266	WON-LOST RECORD	WINNING PCT. RANK	LAST 10 GAMES	STRENGTH OF SCHEDULE	OPP. STRENGTH OF SCHEDULE	TEAM RPI	ADJ RPI	CONF. RPI	ADJ CONF. RPI		
DIV. I ONLY		19- 18	.51351	156	6- 4	228	266	199	.44711	203	29	29
DIV. I NON-CONF.		8- 15	.34783	233	0- 2	123	243	202	.44767	210	29	29
<hr/>												
TOTALS	RPI 1-25	RPI 26-50		W-L RECORDS		RPI 51-100		RPI 101-150		RPI 150+		
19- 18	0- 0	0- 0		OVERALL		0- 5		0- 5		19- 8		
5- 4	0- 0	0- 0		HOME		0- 0		0- 2		5- 2		
9- 9	0- 0	0- 0		AWAY		0- 3		0- 2		9- 4		
5- 5	0- 0	0- 0		NEUTRAL		0- 2		0- 1		5- 2		
<hr/>												
8- 15	0- 0	0- 0		NON-CONFERENCE		0- 5		0- 5		8- 5		
1- 3	0- 0	0- 0		HOME		0- 0		0- 2		1- 1		
4- 8	0- 0	0- 0		AWAY		0- 3		0- 2		4- 3		
3- 4	0- 0	0- 0		NEUTRAL		0- 2		0- 1		3- 1		
<hr/>												
11- 3	0- 0	0- 0		CONFERENCE		0- 0		0- 0		11- 3		
4- 1	0- 0	0- 0		HOME		0- 0		0- 0		4- 1		
5- 1	0- 0	0- 0		AWAY		0- 0		0- 0		5- 1		
2- 1	0- 0	0- 0		NEUTRAL		0- 0		0- 0		2- 1		
<hr/>												
RPI S	Opponent	Score	RPI S	Opponent	Score	RPI S	Opponent	Score	RPI S	Opponent	Score	
						53 N	Pennsylvania	1 3	119 A	Princeton	1 3	
						69 A	Pittsburgh	0 3	128 N	Valparaiso	1 3	
						79 A	Georgetown	0 3	135 A	St. John's (N.Y.)	2 3	
						82 A	Hofstra	0 3	135 H	St. John's (N.Y.)	2 3	
						100 N	Towson	2 3	148 H	Fairfield	1 3	
									168 A	Seton Hall	0 3	
									172 A	Robert Morris	0 3	
									172 N	Robert Morris	0 3	
									177 A	UMBC	3 0	
									177 H	UMBC	1 3	
									181 H	Stony Brook	3 2	
									181 N	Stony Brook	0 3	
									204 A	Lehigh	2 3	
									205 A	Albany (N.Y.)	3 1	
									223 A	Army	2 3	
									230 H	Cal St. Fullerton	0 3	
									244 N	Drexel	3 1	
									253 A	St. Francis (Pa.)	3 2	
									264 A	Quinnipiac	3 2	
									264 N	Quinnipiac	3 0	
									268 A	Md.-East. Shore	3 1	
									268 N	Md.-East. Shore	3 1	
									281 H	Fairleigh Dickinson	3 0	
									281 N	Fairleigh Dickinson	3 1	
									284 A	Marist	3 1	
									288 N	Citadel	3 0	
									289 A	Central Conn. St.	3 0	
<hr/>												
			LAST 10 GAMES									
			172 N	Robert Morris	0 3	69 A	Pittsburgh	0 3	281 H	Fairleigh Dickinson	3 0	
			177 A	UMBC	3 0	204 A	Lehigh	2 3	281 N	Fairleigh Dickinson	3 1	
			264 N	Quinnipiac	3 0	304 H	Wagner	3 0	284 A	Marist	3 1	
			253 A	St. Francis (Pa.)	3 2	281 H	Fairleigh Dickinson	3 0	288 N	Citadel	3 0	
			172 A	Robert Morris	0 3	289 A	Central Conn. St.	3 0	289 A	Central Conn. St.	3 0	

RPI	S	Opponent	Score	
296	A	Colgate	3	0
299	H	St. Francis (N.Y.)	3	0
304	A	Wagner	3	0
304	H	Wagner	3	0
311	H	Sacred Heart	3	0

Long Island

L  
o  
n  
g  
I  
s  
l  
a  
n  
d

L  
o  
n  
g  
I  
s  
l  
a  
n  
d



RPI	S	Opponent	Score	
304	H	Wagner	3	0
310	A	Lafayette	3	0
310	H	Lafayette	3	0
311	N	Sacred Heart	3	1

Lehigh

L  
e  
h  
i  
g  
h

L  
e  
h  
i  
g  
h

Average RPI Win:	263	WON-LOST RECORD	WINNING PCT. RANK	LAST 10 GAMES	STRENGTH OF SCHEDULE	OPP. STRENGTH OF SCHEDULE	TEAM RPI	ADJ RPI	CONF. RPI	ADJ CONF. RPI	
Average RPI Loss:	157										
DIV. I ONLY	16- 15	.51613	150	4- 6	224	274	198	.44454	205	23	23
DIV. I NON-CONF.	11- 7	.61111	106	1- 0	216	292	179	.4679	188	22	23
<hr/>											
TOTALS	RPI 1-25	RPI 26-50		W-L RECORDS	RPI 51-100		RPI 101-150		RPI 150+		
16- 15	0- 0	0- 0		OVERALL	0- 4		0- 3		16- 8		
9- 5	0- 0	0- 0		HOME	0- 1		0- 1		9- 3		
6- 5	0- 0	0- 0		AWAY	0- 2		0- 0		6- 3		
1- 5	0- 0	0- 0		NEUTRAL	0- 1		0- 2		1- 2		
<hr/>											
11- 7	0- 0	0- 0		NON-CONFERENCE	0- 1		0- 3		11- 3		
6- 2	0- 0	0- 0		HOME	0- 0		0- 1		6- 1		
4- 0	0- 0	0- 0		AWAY	0- 0		0- 0		4- 0		
1- 5	0- 0	0- 0		NEUTRAL	0- 1		0- 2		1- 2		
<hr/>											
5- 8	0- 0	0- 0		CONFERENCE	0- 3		0- 0		5- 5		
3- 3	0- 0	0- 0		HOME	0- 1		0- 0		3- 2		
2- 5	0- 0	0- 0		AWAY	0- 2		0- 0		2- 3		
0- 0	0- 0	0- 0		NEUTRAL	0- 0		0- 0		0- 0		
<hr/>											
RPI S	Opponent	Score	RPI S	Opponent	Score	RPI S	Opponent	Score	RPI S	Opponent	Score
						53 N	Pennsylvania	1 3	145 N	UNC Asheville	0 3
						93 A	New Hampshire	2 3	146 H	Syracuse	1 3
						93 A	New Hampshire	2 3	148 N	Fairfield	1 3
						93 H	New Hampshire	0 3	158 A	Northeastern	1 3
									158 H	Northeastern	1 3
									177 N	UMBC	1 3
									181 A	Stony Brook	1 3
									181 H	Stony Brook	1 3
									203 H	Long Island	1 3
									221 A	Navy	3 0
									225 A	Iona	3 0
									228 A	Bucknell	3 1
									237 N	La Salle	3 2
									244 H	Drexel	3 0
									257 A	Hartford	3 1
									257 H	Hartford	3 0
									262 A	Maine	3 0
									262 H	Maine	3 0
									264 N	Quinnipiac	1 3
									268 H	Md.-East. Shore	3 0
									269 A	Binghamton	2 3
									269 H	Binghamton	3 0
									274 H	Siena	3 1
									284 H	Marist	3 1
									304 A	Wagner	3 0
									310 H	Lafayette	3 0
									311 H	Sacred Heart	3 0
<hr/>											
			LAST 10 GAMES								
			93 A	New Hampshire	2 3	158 H	Northeastern	1 3	274 H	Siena	3 1
			257 A	Hartford	3 1	262 H	Maine	3 0	284 H	Marist	3 1
			181 A	Stony Brook	1 3	269 H	Binghamton	3 0	304 A	Wagner	3 0
			274 H	Siena	3 1	158 A	Northeastern	1 3	310 H	Lafayette	3 0
			93 H	New Hampshire	0 3	93 A	New Hampshire	2 3	311 H	Sacred Heart	3 0

Non-Div. I Games:

Albany (N.Y.)



Average RPI Win: 222		WON-LOST RECORD		WINNING PCT. RANK		LAST 10 GAMES		STRENGTH OF SCHEDULE		OPP. STRENGTH OF SCHEDULE		TEAM RPI		ADJ RPI		CONF. RPI		ADJ CONF. RPI	
DIV. I ONLY		17- 15		.53125 141		5- 5		258		195		200		.44427 206		20		20	
DIV. I NON-CONF.		9- 7		.5625 131		0- 1		288		206		225		.43144 221		19		18	
TOTALS		RPI 1-25		RPI 26-50		W-L RECORDS		RPI 51-100		RPI 101-150		RPI 150+							
17- 15		0- 0		0- 0		OVERALL		0- 5		1- 2		16- 8							
7- 7		0- 0		0- 0		HOME		0- 1		1- 1		6- 5							
6- 6		0- 0		0- 0		AWAY		0- 3		0- 0		6- 3							
4- 2		0- 0		0- 0		NEUTRAL		0- 1		0- 1		4- 0							
9- 7		0- 0		0- 0		NON-CONFERENCE		0- 1		1- 2		8- 4							
3- 4		0- 0		0- 0		HOME		0- 0		1- 1		2- 3							
3- 2		0- 0		0- 0		AWAY		0- 1		0- 0		3- 1							
3- 1		0- 0		0- 0		NEUTRAL		0- 0		0- 1		3- 0							
8- 8		0- 0		0- 0		CONFERENCE		0- 4		0- 0		8- 4							
4- 3		0- 0		0- 0		HOME		0- 1		0- 0		4- 2							
3- 4		0- 0		0- 0		AWAY		0- 2		0- 0		3- 2							
1- 1		0- 0		0- 0		NEUTRAL		0- 1		0- 0		1- 0							
RPI S	Opponent	Score		RPI S	Opponent	Score		RPI S	Opponent	Score		RPI S	Opponent	Score					
								68 A	Tennessee	2	3	129 H	Western Caro.	3	1				
								76 A	Western Ky.	0	3	132 N	Wyoming	0	3				
								76 H	Western Ky.	1	3	141 H	Purdue	2	3				
								91 A	New Mexico St.	0	3	153 H	UAB	2	3				
								91 N	New Mexico St.	0	3	161 A	La.-Lafayette	0	3				
												164 A	Ark.-Little Rock	2	3				
												164 H	Ark.-Little Rock	1	3				
												171 A	Memphis	3	2				
												183 H	North Texas	0	3				
												183 N	North Texas	3	2				
												186 H	Mississippi St.	2	3				
												187 N	Appalachian St.	3	1				
												189 H	New Orleans	3	0				
												210 A	Florida Int'l	3	2				
												210 H	Florida Int'l	3	1				
												212 A	Denver	3	1				
												226 N	Birmingham-So.	3	1				
												227 A	Austin Peay	3	1				
												239 A	Arkansas St.	3	2				
												239 H	Arkansas St.	3	2				
												246 H	Chattanooga	3	0				
												260 A	Auburn	3	0				
												263 H	Evansville	1	3				
												267 N	UNC Greensboro	3	0				
												272 H	South Ala.	3	1				
												287 A	Belmont	0	3				
												301 H	Chicago St.	3	1				
LAST 10 GAMES																			

Non-Div. I Games:

Middle Tenn.

Average RPI Win:	202	WON-LOST RECORD	WINNING PCT. RANK	LAST 10 GAMES		STRENGTH OF SCHEDULE	OPP. STRENGTH OF SCHEDULE	TEAM RPI	ADJ RPI	CONF. RPI	ADJ CONF. RPI			
DIV. I ONLY		10- 20	.33333	227	3- 7	148	163	208	.44303	207	19	19		
DIV. I NON-CONF.		4- 6	.4	203	0- 1	113	127	166	.48346	165	18	19		
<hr/>														
TOTALS	RPI 1-25	RPI 26-50		W-L RECORDS		RPI 51-100		RPI 101-150		RPI 150+				
10- 20	0- 1	0- 4		OVERALL		1- 4		1- 6		8- 5				
7- 9	0- 0	0- 3		HOME		1- 2		1- 2		5- 2				
3- 9	0- 0	0- 1		AWAY		0- 2		0- 3		3- 3				
0- 2	0- 1	0- 0		NEUTRAL		0- 0		0- 1		0- 0				
<hr/>														
4- 6	0- 1	0- 2		NON-CONFERENCE		0- 1		0- 1		4- 1				
3- 3	0- 0	0- 2		HOME		0- 1		0- 0		3- 0				
1- 1	0- 0	0- 0		AWAY		0- 0		0- 0		1- 1				
0- 2	0- 1	0- 0		NEUTRAL		0- 0		0- 1		0- 0				
<hr/>														
6- 14	0- 0	0- 2		CONFERENCE		1- 3		1- 5		4- 4				
4- 6	0- 0	0- 1		HOME		1- 1		1- 2		2- 2				
2- 8	0- 0	0- 1		AWAY		0- 2		0- 3		2- 2				
0- 0	0- 0	0- 0		NEUTRAL		0- 0		0- 0		0- 0				
<hr/>														
RPI	S	Opponent	Score		RPI	S	Opponent	Score		RPI	S	Opponent	Score	
16	N	Washington St.	0	3	36	H	Texas	0	3	70	A	Lamar	1	3
					39	H	Texas A&M	0	3	70	H	Lamar	0	3
					50	A	Texas-Arlington	1	3	92	A	Stephen F. Austin	2	3
					50	H	Texas-Arlington	0	3	92	H	Stephen F. Austin	3	2
										95	H	Southern Ill.	1	3
				</										

Non-Div. I Games:	Alas. Fairbanks	0	3
-------------------	-----------------	---	---

Southwest Tex. St.

Average RPI Win:	230	WON-LOST	WINNING	LAST 10	STRENGTH OF	OPP. STRENGTH	TEAM	ADJ	CONF.	ADJ CONF.	
Average RPI Loss:	127	RECORD	PCT. RANK	GAMES	SCHEDULE	OF SCHEDULE	RPI	RPI	RPI	RPI	
DIV. I ONLY	10- 17	.37037	215	3- 7	189	202	214	.43891	208	18	18
DIV. I NON-CONF.	7- 6	.53846	147	0- 0	204	226	185	.47433	179	20	20
<hr/>											
TOTALS	RPI 1-25	RPI 26-50		W-L RECORDS	RPI 51-100		RPI 101-150		RPI 150+		
10- 17	0- 0	0- 2		OVERALL	0- 3		2- 5		8- 7		
7- 6	0- 0	0- 0		HOME	0- 2		1- 1		6- 3		
1- 9	0- 0	0- 1		AWAY	0- 1		1- 3		0- 4		
2- 2	0- 0	0- 1		NEUTRAL	0- 0		0- 1		2- 0		
<hr/>											
7- 6	0- 0	0- 2		NON-CONFERENCE	0- 1		1- 2		6- 1		
4- 2	0- 0	0- 0		HOME	0- 1		0- 0		4- 1		
1- 2	0- 0	0- 1		AWAY	0- 0		1- 1		0- 0		
2- 2	0- 0	0- 1		NEUTRAL	0- 0		0- 1		2- 0		
<hr/>											
3- 11	0- 0	0- 0		CONFERENCE	0- 2		1- 3		2- 6		
3- 4	0- 0	0- 0		HOME	0- 1		1- 1		2- 2		
0- 7	0- 0	0- 0		AWAY	0- 1		0- 2		0- 4		
0- 0	0- 0	0- 0		NEUTRAL	0- 0		0- 0		0- 0		
<hr/>											
RPI	S	Opponent	Score	RPI	S	Opponent	Score	RPI	S	Opponent	Score
				34	A	San Diego	0 3	53	A	Pennsylvania	0 3
				47	N	Colorado St.	0 3	53	H	Pennsylvania	1 3
								88	H	Manhattan	0 3
								115	A	Harvard	1 3
								115	H	Harvard	3 0
								119	A	Princeton	1 3
								119	H	Princeton	1 3
								120	N	Xavier	0 3
								121	A	Charlotte	1 3
								135	A	St. John's (N.Y.)	3 2
								152	A	Yale	2 3
								152	H	Yale	2 3
								162	A	Cornell	1 3
								162	H	Cornell	2 3
								172	N	Robert Morris	3 2
								194	A	Brown	0 3
								194	H	Brown	3 2
								211	H	Idaho St.	1 3
								221	H	Navy	3 0
								265	A	Dartmouth	2 3
								265	H	Dartmouth	3 0
								296	N	Colgate	3 0
								299	H	St. Francis (N.Y.)	3 1
								300	H	Rider	3 0
								304	H	Wagner	3 0
				LAST 10 GAMES							
				115	H	Harvard	3 0	119	A	Princeton	1 3
				265	H	Dartmouth	3 0	194	H	Brown	3 2
				152	A	Yale	2 3	152	H	Yale	2 3
				194	A	Brown	0 3	265	A	Dartmouth	2 3
				53	A	Pennsylvania	0 3	115	A	Harvard	1 3

Non-Div. I Games:

Columbia

**Non-Div. I Games:**

Air Force

Average RPI Win:		187	WON-LOST RECORD		WINNING PCT. RANK		LAST 10 GAMES		STRENGTH OF SCHEDULE		OPP. STRENGTH OF SCHEDULE		TEAM RPI		ADJ RPI		CONF. RPI		ADJ CONF. RPI								
DIV. I ONLY			8- 22		.26667 258		2- 8		69		152		201		.43794 210		20		20								
DIV. I NON-CONF.			6- 10		.375 218		1- 0		39		78		116		.52356 116		19		18								
TOTALS		RPI 1-25		RPI 26-50		W-L RECORDS		RPI 51-100		RPI 101-150		RPI 150+															
8- 22		0- 3		1- 2		OVERALL		0- 5		1- 1		6- 11															
3- 8		0- 0		0- 2		HOME		0- 2		0- 0		3- 4															
3- 10		0- 2		1- 0		AWAY		0- 2		1- 0		1- 6															
2- 4		0- 1		0- 0		NEUTRAL		0- 1		0- 1		2- 1															
6- 10		0- 3		1- 2		NON-CONFERENCE		0- 2		1- 1		4- 2															
1- 3		0- 0		0- 2		HOME		0- 0		0- 0		1- 1															
3- 3		0- 2		1- 0		AWAY		0- 1		1- 0		1- 0															
2- 4		0- 1		0- 0		NEUTRAL		0- 1		0- 1		2- 1															
2- 12		0- 0		0- 0		CONFERENCE		0- 3		0- 0		2- 9															
2- 5		0- 0		0- 0		HOME		0- 2		0- 0		2- 3															
0- 7		0- 0		0- 0		AWAY		0- 1		0- 0		0- 6															
0- 0		0- 0		0- 0		NEUTRAL		0- 0		0- 0		0- 0															
RPI	S	Opponent		Score		RPI	S	Opponent		Score		RPI	S	Opponent		Score											
8	N	UC Santa Barb.		0	3	30	A	Miami (Fla.)		3	2	62	N	Alabama		0	3	116	N	Tulane		2	3				
9	A	Georgia Tech		0	3	30	H	Miami (Fla.)		0	3	72	A	San Diego St.		0	3	120	A	Xavier		3	0				
14	A	South Fla.		0	3	40	H	Florida St.		2	3	76	A	Western Ky.		2	3	161	A	La.-Lafayette		0	3				
												76	H	Western Ky.		1	3	162	N	Cornell		0	3				
												91	H	New Mexico St.		0	3	164	A	Ark.-Little Rock		1	3				
																		164	H	Ark.-Little Rock		0	3				
																		167	A	Fla. Atlantic		3	0				
																		167	H	Fla. Atlantic		2	3				
																		183	A	North Texas		0	3				
																		189	A	New Orleans		2	3				
																		206	A	Middle Tenn.		1	3				
																		206	H	Middle Tenn.		2	3				
																		212	H	Denver		3	2				
																		214	H	IUPUI		3	2				
																		238	N	Tennessee Tech		3	1				
																		239	A	Arkansas St.		1	3				
																		239	H	Arkansas St.		2	3				
																		241	N	Tex.-Pan American		3	0				
																		272	H	South Ala.		3	0				
						LAST 10 GAMES																					
						164 H Ark.-Little Rock						0	3	76 A Western Ky.						2	3						
						239 H Arkansas St.						2	3	212 H Denver						3	2						
						189 A New Orleans						2	3	91 H New Mexico St.						0	3						
						167 A Fla. Atlantic						3	0	161 A La.-Lafayette						0	3						
						206 A Middle Tenn.						1	3	183 A North Texas						0	3						

Non-Div. I Games:

Florida Int'l

Average RPI Win: 229		WON-LOST RECORD		WINNING PCT. RANK		LAST 10 GAMES		STRENGTH OF SCHEDULE		OPP. STRENGTH OF SCHEDULE		TEAM RPI		ADJ RPI		CONF. RPI		ADJ CONF. RPI	
DIV. I ONLY		8- 18		.30769 242		1- 9		180		144		223		.43751 211		15		14	
DIV. I NON-CONF.		5- 7		.41667 196		0- 4		245		150		227		.44119 216		16		15	
TOTALS		RPI 1-25		RPI 26-50		W-L RECORDS		RPI 51-100		RPI 101-150		RPI 150+							
8- 18		0- 0		0- 7		OVERALL		0- 3		1- 6		7- 5							
2- 6		0- 0		0- 2		HOME		0- 1		0- 2		2- 1							
4- 9		0- 0		0- 3		AWAY		0- 1		1- 4		3- 2							
2- 5		0- 0		0- 2		NEUTRAL		0- 1		0- 0		2- 2							
5- 7		0- 0		0- 3		NON-CONFERENCE		0- 1		1- 4		4- 2							
0- 1		0- 0		0- 0		HOME		0- 0		0- 1		0- 0							
3- 4		0- 0		0- 1		AWAY		0- 0		1- 3		2- 0							
2- 5		0- 0		0- 2		NEUTRAL		0- 1		0- 0		2- 2							
3- 11		0- 0		0- 4		CONFERENCE		0- 2		0- 2		3- 3							
2- 5		0- 0		0- 2		HOME		0- 1		0- 1		2- 1							
1- 6		0- 0		0- 2		AWAY		0- 1		0- 1		1- 2							
0- 0		0- 0		0- 0		NEUTRAL		0- 0		0- 0		0- 0							
RPI S	Opponent	Score		RPI S	Opponent	Score		RPI S	Opponent	Score		RPI S	Opponent	Score					
				27 A	Eastern Wash.	1	3	87 A	Montana St.	0	3	104 A	Loyola Marymount	0	3				
				27 H	Eastern Wash.	1	3	87 H	Montana St.	0	3	106 A	Oregon St.	0	3				
				33 A	Utah	0	3	88 N	Manhattan	0	3	106 A	Oregon St.	0	3				
				42 N	Missouri	0	3					111 A	Weber St.	0	3				
				42 N	Missouri	0	3					111 H	Weber St.	1	3				
				48 A	Sacramento St.	2	3					127 A	Oregon	3	1				
				48 H	Sacramento St.	0	3					132 H	Wyoming	2	3				
												173 A	Northern Ariz.	0	3				
												173 H	Northern Ariz.	3	1				
												191 N	Idaho	1	3				
												191 N	Idaho	1	3				
												199 A	Portland St.	1	3				
												199 H	Portland St.	0	3				
												208 A	Columbia	3	1				
												229 A	Montana	3	1				
												229 H	Montana	3	0				
												261 A	Boise St.	3	0				
												300 N	Rider	3	0				
												304 N	Wagner	3	0				
LAST 10 GAMES																			
				191 N	Idaho	1	3	27 H	Eastern Wash.	1	3								
				106 A	Oregon St.	0	3	87 A	Montana St.	0	3								
				42 N	Missouri	0	3	229 A	Montana	3	1								
				111 H	Weber St.	1	3	48 H	Sacramento St.	0	3								
				199 H	Portland St.	0	3	173 H	Northern Ariz.	3	1								

Non-Div. I Games: Montana Western 3 1 UNKNOWN 2 3

Idaho St.

Denver		Average RPI Win:	195	WON-LOST RECORD	WINNING PCT. RANK	LAST 10 GAMES	STRENGTH OF SCHEDULE	OPP. STRENGTH OF SCHEDULE	TEAM RPI	ADJ RPI	CONF. RPI	ADJ CONF. RPI
DIV. I ONLY				7- 20	.25926 263	5- 5	90	164	211	.4373 212	20	20
DIV. I NON-CONF.				2- 10	.16667 278	1- 1	52	96	200	.45974 199	19	18
TOTALS		RPI 1-25		RPI 26-50		W-L RECORDS		RPI 51-100		RPI 101-150		RPI 150+
7- 20	0- 1			0- 3		OVERALL		1- 6		0- 2		6- 8
5- 9	0- 1			0- 2		HOME		1- 3		0- 1		4- 2
2- 8	0- 0			0- 1		AWAY		0- 2		0- 1		2- 4
0- 3	0- 0			0- 0		NEUTRAL		0- 1		0- 0		0- 2
2- 10	0- 1			0- 3		NON-CONFERENCE		1- 2		0- 2		1- 2
2- 5	0- 1			0- 2		HOME		1- 1		0- 1		1- 0
0- 3	0- 0			0- 1		AWAY		0- 1		0- 1		0- 0
0- 2	0- 0			0- 0		NEUTRAL		0- 0		0- 0		0- 2
5- 10	0- 0			0- 0		CONFERENCE		0- 4		0- 0		5- 6
3- 4	0- 0			0- 0		HOME		0- 2		0- 0		3- 2
2- 5	0- 0			0- 0		AWAY		0- 1		0- 0		2- 4
0- 1	0- 0			0- 0		NEUTRAL		0- 1		0- 0		0- 0
RPI S Opponent	Score	RPI S Opponent	Score	RPI S Opponent	Score	RPI S Opponent	Score	RPI S Opponent	Score	RPI S Opponent	Score	
6 H Minnesota	0 3	35 H Santa Clara	0 3	63 A Nevada	0 3	118 H Southern Miss.	1 3	132 A Wyoming	0 3	161 A La.-Lafayette	0 3	
		46 H Fresno St.	0 3	76 H Western Ky.	1 3	164 H Ark.-Little Rock	3 0	183 A North Texas	3 1	183 H North Texas	1 3	
		47 A Colorado St.	0 3	76 N Western Ky.	0 3	189 A New Orleans	1 3	189 H New Orleans	3 0	196 N Portland	2 3	
				77 H Maryland	3 2	206 H Middle Tenn.	1 3	209 H Air Force	3 0	210 A Florida Int'l	2 3	
				87 H Montana St.	0 3	220 N UC Riverside	1 3	239 A Arkansas St.	1 3	272 A South Ala.	3 1	
				91 A New Mexico St.	0 3	272 H South Ala.	3 0					
				91 H New Mexico St.	0 3							
		LAST 10 GAMES										
		47 A Colorado St.	0 3	183 A North Texas	3 1							
		76 N Western Ky.	0 3	164 H Ark.-Little Rock	3 0							
		272 H South Ala.	3 0	91 H New Mexico St.	0 3							
		189 H New Orleans	3 0	210 A Florida Int'l	2 3							
		161 A La.-Lafayette	0 3	209 H Air Force	3 0							

Non-Div. I Games:

Denver

Average RPI Win: 267		WON-LOST RECORD		WINNING PCT. RANK		LAST 10 GAMES		STRENGTH OF SCHEDULE		OPP. STRENGTH OF SCHEDULE		TEAM RPI		ADJ RPI		CONF. RPI		ADJ CONF. RPI	
Average RPI Loss: 145		18- 16		.52941 143		5- 5		257		261		209		.43616 213		26		27	
DIV. I ONLY		11- 11		.5 161		1- 1		261		250		224		.42671 229		27		27	
DIV. I NON-CONF.																			
TOTALS		RPI 1-25		RPI 26-50		W-L RECORDS		RPI 51-100		RPI 101-150		RPI 150+							
18- 16		0- 2		0- 0		OVERALL		0- 5		1- 2		17- 7							
7- 3		0- 0		0- 0		HOME		0- 0		0- 1		7- 2							
3- 9		0- 1		0- 0		AWAY		0- 3		0- 1		3- 4							
8- 4		0- 1		0- 0		NEUTRAL		0- 2		1- 0		7- 1							
11- 11		0- 2		0- 0		NON-CONFERENCE		0- 3		0- 1		11- 5							
4- 1		0- 0		0- 0		HOME		0- 0		0- 0		4- 1							
1- 7		0- 1		0- 0		AWAY		0- 2		0- 1		1- 3							
6- 3		0- 1		0- 0		NEUTRAL		0- 1		0- 0		6- 1							
7- 5		0- 0		0- 0		CONFERENCE		0- 2		1- 1		6- 2							
3- 2		0- 0		0- 0		HOME		0- 0		0- 1		3- 1							
2- 2		0- 0		0- 0		AWAY		0- 1		0- 0		2- 1							
2- 1		0- 0		0- 0		NEUTRAL		0- 1		1- 0		1- 0							
RPI S	Opponent	Score		RPI S	Opponent	Score		RPI S	Opponent	Score		RPI S	Opponent	Score					
7 N	Pepperdine	0	3					61 N	Northwestern	0	3	146 A	Syracuse	0	3				
21 A	Notre Dame	0	3					88 A	Manhattan	0	3	148 H	Fairfield	1	3				
								88 N	Manhattan	1	3	148 N	Fairfield	3	2				
								90 A	James Madison	0	3	177 A	UMBC	0	3				
								100 A	Towson	0	3	192 A	Morgan St.	0	3				
												200 H	Delaware	1	3				
												204 H	Lehigh	3	1				
												222 A	St. Peter's	3	0				
												225 H	Iona	1	3				
												237 H	La Salle	3	1				
												244 A	Drexel	1	3				
												244 H	Drexel	3	1				
												253 N	St. Francis (Pa.)	1	3				
												258 H	Canisius	3	2				
												258 N	Canisius	3	2				
												268 N	Md.-East. Shore	3	0				
												274 A	Siena	3	0				
												282 H	Niagara	3	1				
												284 A	Marist	2	3				
												285 A	Howard	3	0				
												289 N	Central Conn. St.	3	0				
												300 H	Rider	3	2				
												304 N	Wagner	3	0				
												307 N	Delaware St.	3	0				
												307 N	Delaware St.	3	0				
												309 N	Coppin St.	3	0				
												310 H	Lafayette	3	1				
				LAST 10 GAMES															
				148 N	Fairfield	3	2	88 A	Manhattan	0	3	304 N	Wagner	3	0				
				88 N	Manhattan	1	3	237 H	La Salle	3	1	307 N	Delaware St.	3	0				
				258 N	Canisius	3	2	225 H	Iona	1	3	307 N	Delaware St.	3	0				
				300 H	Rider	3	2	148 H	Fairfield	1	3	309 N	Coppin St.	3	0				
				222 A	St. Peter's	3	0	200 H	Delaware	1	3	310 H	Lafayette	3	1				

Non-Div. I Games:

Loyola (Md.)



Average RPI Win:	244	WON-LOST RECORD	WINNING PCT. RANK	LAST 10 GAMES	STRENGTH OF SCHEDULE	OPP. STRENGTH OF SCHEDULE	TEAM RPI	ADJ RPI	CONF. RPI	ADJ CONF. RPI		
DIV. I ONLY		13- 19	.40625 199	7- 3	236	201	222	.43525 214	27	26		
DIV. I NON-CONF.		3- 15	.16667 278	1- 1	163	133	256	.39878 252	26	26		
<hr/>												
TOTALS	RPI 1-25	RPI 26-50		W-L RECORDS	RPI 51-100		RPI 101-150		RPI 150+			
13- 19	0- 0	0- 2		OVERALL	0- 3		2- 9		11- 5			
5- 3	0- 0	0- 0		HOME	0- 0		1- 3		4- 0			
6- 9	0- 0	0- 0		AWAY	0- 1		0- 5		6- 3			
2- 7	0- 0	0- 2		NEUTRAL	0- 2		1- 1		1- 2			
<hr/>												
3- 15	0- 0	0- 2		NON-CONFERENCE	0- 3		0- 5		3- 5			
0- 2	0- 0	0- 0		HOME	0- 0		0- 2		0- 0			
2- 6	0- 0	0- 0		AWAY	0- 1		0- 2		2- 3			
1- 7	0- 0	0- 2		NEUTRAL	0- 2		0- 1		1- 2			
<hr/>												
10- 4	0- 0	0- 0		CONFERENCE	0- 0		2- 4		8- 0			
5- 1	0- 0	0- 0		HOME	0- 0		1- 1		4- 0			
4- 3	0- 0	0- 0		AWAY	0- 0		0- 3		4- 0			
1- 0	0- 0	0- 0		NEUTRAL	0- 0		1- 0		0- 0			
<hr/>												
RPI S	Opponent	Score	RPI S	Opponent	Score	RPI S	Opponent	Score	RPI S	Opponent	Score	
			30 N	Miami (Fla.)	0 3	51 A	Dayton	1 3	101 A	Bradley	0 3	
			40 N	Florida St.	0 3	65 N	Indiana	0 3	102 N	Southeast Mo. St.	1 3	
						76 N	Western Ky.	1 3	105 A	Oral Roberts	1 3	
									105 A	Oral Roberts	0 3	
									105 H	Oral Roberts	2 3	
									117 H	Morehead St.	0 3	
									128 A	Valparaiso	2 3	
									128 H	Valparaiso	3 0	
									128 N	Valparaiso	3 2	
									134 H	Ill.-Chicago	0 3	
									141 A	Purdue	0 3	
									156 N	Virginia	1 3	
									165 A	Northern Ill.	0 3	
									184 A	Indiana St.	1 3	
									210 A	Florida Int'l	2 3	
									217 A	IPFW	3 1	
									224 A	UMKC	3 0	
									224 H	UMKC	3 0	
									242 A	Eastern Ill.	3 2	
									266 N	Drake	3 0	
									272 N	South Ala.	2 3	
			LAST 10 GAMES						280 A Oakland			3 1
			105 A	Oral Roberts	1 3	224 H UMKC			3 0	280 H Oakland		3 0
			128 N	Valparaiso	3 2	105 H Oral Roberts			2 3	291 A Western Ill.		3 0
			301 A	Chicago St.	3 1	141 A Purdue			0 3	291 H Western Ill.		3 0
			291 A	Western Ill.	3 0	217 A IPFW			3 1	301 A Chicago St.		3 1
			128 H	Valparaiso	3 0	280 A Oakland			3 1	301 H Chicago St.		3 0

Non-Div. I Games:

**Non-Div. I Games:**

Gonzaga

Average RPI Win:	179	WON-LOST RECORD	WINNING PCT. RANK	LAST 10 GAMES	STRENGTH OF SCHEDULE	OPP. STRENGTH OF SCHEDULE	TEAM RPI	ADJ RPI	CONF. RPI	ADJ CONF. RPI	
DIV. I ONLY		6- 25	.19355 282	2- 8	77	76	213	.43375 216	6	7	
DIV. I NON-CONF.		4- 13	.23529 264	0- 1	75	73	192	.46242 194	7	7	
<hr/>											
TOTALS	RPI 1-25	RPI 26-50		W-L RECORDS	RPI 51-100		RPI 101-150		RPI 150+		
6- 25	0- 5	0- 7		OVERALL	0- 2		2- 4		4- 7		
4- 8	0- 2	0- 3		HOME	0- 0		1- 2		3- 1		
0- 12	0- 2	0- 4		AWAY	0- 0		0- 1		0- 5		
2- 5	0- 1	0- 0		NEUTRAL	0- 2		1- 1		1- 1		
<hr/>											
4- 13	0- 3	0- 3		NON-CONFERENCE	0- 2		2- 2		2- 3		
2- 3	0- 1	0- 1		HOME	0- 0		1- 1		1- 0		
0- 5	0- 1	0- 2		AWAY	0- 0		0- 0		0- 2		
2- 5	0- 1	0- 0		NEUTRAL	0- 2		1- 1		1- 1		
<hr/>											
2- 12	0- 2	0- 4		CONFERENCE	0- 0		0- 2		2- 4		
2- 5	0- 1	0- 2		HOME	0- 0		0- 1		2- 1		
0- 7	0- 1	0- 2		AWAY	0- 0		0- 1		0- 3		
0- 0	0- 0	0- 0		NEUTRAL	0- 0		0- 0		0- 0		
<hr/>											
RPI S	Opponent	Score	RPI S	Opponent	Score	RPI S	Opponent	Score	RPI S	Opponent	Score
5 A	Hawaii	0 3	29 H	UCLA	1 3	72 N	San Diego St.	0 3	103 H	San Jose St.	3 1
7 A	Pepperdine	0 3	31 A	California	0 3	82 N	Hofstra	0 3	104 A	Loyola Marymount	1 3
7 H	Pepperdine	0 3	34 A	San Diego	1 3				104 H	Loyola Marymount	0 3
16 H	Washington St.	0 3	34 H	San Diego	0 3				125 N	Kent St.	3 0
25 N	Washington	0 3	35 A	Santa Clara	0 3				127 N	Oregon	0 3
			35 H	Santa Clara	1 3				149 H	Butler	0 3
			48 A	Sacramento St.	0 3				151 A	St. Mary's (Cal.)	1 3
									151 H	St. Mary's (Cal.)	1 3
									170 A	Cal St. Northridge	1 3
									193 N	Stetson	2 3
									196 A	Portland	1 3
									196 H	Portland	3 0
									209 A	Air Force	2 3
									215 A	Gonzaga	2 3
									215 H	Gonzaga	3 0
									217 H	IPFW	3 1
									219 N	N.C. A&T	3 1
<hr/>											
LAST 10 GAMES											
			31 A	California	0 3	215 H	Gonzaga	3 0			
			35 H	Santa Clara	1 3	151 A	St. Mary's (Cal.)	1 3			
			7 A	Pepperdine	0 3	34 A	San Diego	1 3			
			104 A	Loyola Marymount	1 3	35 A	Santa Clara	0 3			
			196 H	Portland	3 0	104 H	Loyola Marymount	0 3			

Non-Div. I Games:

San Francisco

Average RPI Win: 241		WON-LOST RECORD		WINNING PCT. RANK		LAST 10 GAMES		STRENGTH OF SCHEDULE		OPP. STRENGTH OF SCHEDULE		TEAM RPI		ADJ RPI		CONF. RPI		ADJ CONF. RPI	
Average RPI Loss: 118																			
DIV. I ONLY		16- 18		.47059 172		6- 4		271		170		221		.43263 217		31		31	
DIV. I NON-CONF.		12- 18		.4 203		2- 4		243		138		229		.42455 234		30		31	
TOTALS		RPI 1-25		RPI 26-50		W-L RECORDS		RPI 51-100		RPI 101-150		RPI 150+							
16- 18		0- 3		0- 0		OVERALL		1- 3		1- 8		14- 4							
5- 4		0- 0		0- 0		HOME		0- 0		0- 3		5- 1							
4- 9		0- 1		0- 0		AWAY		0- 2		0- 4		4- 2							
7- 5		0- 2		0- 0		NEUTRAL		1- 1		1- 1		5- 1							
12- 18		0- 3		0- 0		NON-CONFERENCE		1- 3		1- 8		10- 4							
5- 4		0- 0		0- 0		HOME		0- 0		0- 3		5- 1							
3- 9		0- 1		0- 0		AWAY		0- 2		0- 4		3- 2							
4- 5		0- 2		0- 0		NEUTRAL		1- 1		1- 1		2- 1							
4- 0		0- 0		0- 0		CONFERENCE		0- 0		0- 0		4- 0							
0- 0		0- 0		0- 0		HOME		0- 0		0- 0		0- 0							
1- 0		0- 0		0- 0		AWAY		0- 0		0- 0		1- 0							
3- 0		0- 0		0- 0		NEUTRAL		0- 0		0- 0		3- 0							
RPI S	Opponent	Score		RPI S	Opponent	Score		RPI S	Opponent	Score		RPI S	Opponent	Score					
16 N	Washington St.	0	3					54 A	Eastern Mich.	0	3	125 H	Kent St.	1	3				
22 A	Ball St.	2	3					74 A	Wis.-Milwaukee	0	3	126 A	Western Mich.	1	3				
25 N	Washington	0	3					76 N	Western Ky.	3	1	128 A	Valparaiso	2	3				
								95 N	Southern Ill.	0	3	131 A	Miami (Ohio)	1	3				
												133 H	Wright St.	0	3				
												136 H	Marquette	1	3				
												141 A	Purdue	2	3				
												149 N	Butler	0	3				
												149 N	Butler	3	1				
												169 A	Wis.-Green Bay	0	3				
												169 N	Wis.-Green Bay	1	3				
												198 H	Bowling Green	3	2				
												200 N	Delaware	3	1				
												200 N	Delaware	3	0				
												214 H	IUPUI	1	3				
												216 A	San Francisco	1	3				
												231 H	Toledo	3	1				
												241 N	Tex.-Pan American	3	0				
												256 A	Tex. A&M-Corp. Chris	3	1				
												263 A	Evansville	3	0				
												279 N	Centenary (La.)	3	0				
												280 A	Oakland	3	1				
												280 H	Oakland	3	0				
												291 H	Western Ill.	3	0				
												301 A	Chicago St.	3	0				
												301 H	Chicago St.	3	0				
												303 N	Lipscomb	3	0				
LAST 10 GAMES				LAST 10 GAMES				LAST 10 GAMES				LAST 10 GAMES							
303 N	Lipscomb	3	0	74 A	Wis.-Milwaukee	0	3	280 H	Oakland	3	0	291 H	Western Ill.	3	0				
279 N	Centenary (La.)	3	0	301 H	Chicago St.	3	0	301 A	Chicago St.	2	3	301 A	Chicago St.	3	0				
241 N	Tex.-Pan American	3	0	128 A	Valparaiso	2	3	214 H	IUPUI	1	3	301 H	Chicago St.	3	0				
256 A	Tex. A&M-Corp. Chris	3	1	214 H	IUPUI	1	3	231 H	Toledo	3	1	303 N	Lipscomb	3	0				
169 A	Wis.-Green Bay	0	3	231 H	Toledo	3	1												

Non-Div. I Games:

IPFW

Average RPI Win: 237		WON-LOST	WINNING	LAST 10	STRENGTH OF		OPP. STRENGTH	TEAM	ADJ		CONF.	ADJ CONF.
Average RPI Loss: 111		RECORD	PCT. RANK	GAMES	SCHEDULE		OF SCHEDULE	RPI	RPI		RPI	RPI
DIV. I ONLY		8- 24	.25	266	4- 6		138	156	228		.43179	218
DIV. I NON-CONF.		2- 10	.16667	278	1- 1		120	102	237		.42603	231
TOTALS		RPI 1-25	RPI 26-50		W-L RECORDS		RPI 51-100		RPI 101-150		RPI 150+	
8- 24		0- 0	0- 5		OVERALL		0- 5		0- 10		8- 4	
4- 9		0- 0	0- 1		HOME		0- 2		0- 4		4- 2	
3- 11		0- 0	0- 3		AWAY		0- 2		0- 5		3- 1	
1- 4		0- 0	0- 1		NEUTRAL		0- 1		0- 1		1- 1	
2- 10		0- 0	0- 3		NON-CONFERENCE		0- 1		0- 4		2- 2	
1- 2		0- 0	0- 0		HOME		0- 0		0- 1		1- 1	
0- 4		0- 0	0- 2		AWAY		0- 0		0- 2		0- 0	
1- 4		0- 0	0- 1		NEUTRAL		0- 1		0- 1		1- 1	
6- 14		0- 0	0- 2		CONFERENCE		0- 4		0- 6		6- 2	
3- 7		0- 0	0- 1		HOME		0- 2		0- 3		3- 1	
3- 7		0- 0	0- 1		AWAY		0- 2		0- 3		3- 1	
0- 0		0- 0	0- 0		NEUTRAL		0- 0		0- 0		0- 0	
RPI S	Opponent	Score	RPI S	Opponent	Score	RPI S	Opponent	Score	RPI S	Opponent	Score	
			31 N	California	0 3	70 A	Lamar	1 3	116 H	Tulane	1 3	
			36 A	Texas	0 3	70 H	Lamar	0 3	122 A	McNeese St.	0 3	
			39 A	Texas A&M	0 3	78 N	LSU	0 3	122 H	McNeese St.	0 3	
			50 A	Texas-Arlington	0 3	92 A	Stephen F. Austin	0 3	123 N	Utah St.	0 3	
			50 H	Texas-Arlington	0 3	92 H	Stephen F. Austin	0 3	130 A	Nicholls St.	1 3	
									130 H	Nicholls St.	1 3	
									139 A	Southern Methodist	1 3	
									142 A	Southeastern La.	0 3	
									142 H	Southeastern La.	1 3	
									150 A	Baylor	1 3	
									163 N	UTEP	0 3	
									174 N	Alcorn St.	3 2	
									183 H	North Texas	2 3	
									201 A	Sam Houston St.	1 3	
									201 H	Sam Houston St.	1 3	
									207 A	Southwest Tex. St.	3 2	
									207 H	Southwest Tex. St.	3 0	
									248 A	Northwestern St.	3 0	
									248 H	Northwestern St.	3 2	
									256 H	Tex. A&M-Corp. Chris	3 1	
									277 A	La.-Monroe	3 0	
									277 H	La.-Monroe	3 0	
LAST 10 GAMES			LAST 10 GAMES			LAST 10 GAMES			LAST 10 GAMES			
			248 H	Northwestern St.	3 2	207 H	Southwest Tex. St.	3 0				
			277 H	La.-Monroe	3 0	50 A	Texas-Arlington	0 3				
			92 A	Stephen F. Austin	0 3	150 A	Baylor	1 3				
			130 H	Nicholls St.	1 3	256 H	Tex. A&M-Corp. Chris	3 1				
			142 H	Southeastern La.	1 3	122 A	McNeese St.	0 3				

Non-Div. I Games:

Texas-San Antonio

Average RPI Win: 275		WON-LOST RECORD		WINNING PCT. RANK		LAST 10 GAMES		STRENGTH OF SCHEDULE		OPP. STRENGTH OF SCHEDULE		TEAM RPI		ADJ RPI		CONF. RPI		ADJ CONF. RPI	
DIV. I ONLY		20- 14		.58824 110		7- 3		301		269		226		.42931 219		30		30	
DIV. I NON-CONF.		9- 9		.5 161		4- 0		299		189		248		.41018 241		31		30	
TOTALS		RPI 1-25		RPI 26-50		W-L RECORDS		RPI 51-100		RPI 101-150		RPI 150+							
20- 14		0- 0		0- 1		OVERALL		0- 4		2- 4		18- 5							
10- 2		0- 0		0- 0		HOME		0- 1		1- 0		9- 1							
8- 7		0- 0		0- 1		AWAY		0- 2		0- 1		8- 3							
2- 5		0- 0		0- 0		NEUTRAL		0- 1		1- 3		1- 1							
9- 9		0- 0		0- 1		NON-CONFERENCE		0- 1		2- 4		7- 3							
5- 0		0- 0		0- 0		HOME		0- 0		1- 0		4- 0							
3- 5		0- 0		0- 1		AWAY		0- 1		0- 1		3- 2							
1- 4		0- 0		0- 0		NEUTRAL		0- 0		1- 3		0- 1							
11- 5		0- 0		0- 0		CONFERENCE		0- 3		0- 0		11- 2							
5- 2		0- 0		0- 0		HOME		0- 1		0- 0		5- 1							
5- 2		0- 0		0- 0		AWAY		0- 1		0- 0		5- 1							
1- 1		0- 0		0- 0		NEUTRAL		0- 1		0- 0		1- 0							
RPI S	Opponent	Score		RPI S	Opponent	Score		RPI S	Opponent	Score		RPI S	Opponent	Score					
				44 A	Duke	1	3	59 A	Florida A&M	0	3	121 A	Charlotte	1	3				
								59 H	Florida A&M	0	3	125 N	Kent St.	2	3				
								59 N	Florida A&M	0	3	127 N	Oregon	1	3				
								96 A	Davidson	1	3	140 N	Coastal Caro.	2	3				
												142 N	Southeastern La.	3	2				
												145 H	UNC Asheville	3	2				
												170 A	Cal St. Northridge	1	3				
												192 A	Morgan St.	1	3				
												216 N	San Francisco	1	3				
												232 H	William & Mary	3	1				
												249 A	North Carolina St.	2	3				
												254 A	East Caro.	3	1				
												268 H	Md.-East. Shore	2	3				
												275 A	Bethune-Cookman	3	0				
												275 H	Bethune-Cookman	3	1				
												275 N	Bethune-Cookman	3	0				
												285 A	Howard	3	1				
												290 A	Campbell	3	2				
												290 H	Campbell	3	1				
												293 A	South Carolina St.	3	0				
												293 H	South Carolina St.	3	0				
												295 H	Hampton	3	0				
												297 A	Gardner-Webb	3	0				
												306 H	Texas Southern	3	0				
												307 H	Delaware St.	3	0				
												308 H	Savannah St.	3	0				
												309 A	Coppin St.	3	0				
LAST 10 GAMES																			
				59 N	Florida A&M	0	3	232 H	William & Mary	3	1	297 A	Gardner-Webb	3	0				
				275 N	Bethune-Cookman	3	0	307 H	Delaware St.	3	0	306 H	Texas Southern	3	0				
				308 H	Savannah St.	3	0	275 H	Bethune-Cookman	3	1	307 H	Delaware St.	3	0				
				254 A	East Caro.	3	1	59 H	Florida A&M	0	3	308 H	Savannah St.	3	0				
				268 H	Md.-East. Shore	2	3	290 A	Campbell	3	2	309 A	Coppin St.	3	0				

Non-Div. I Games:

N.C. A&amp;T

RPI	S	Opponent	Score	
313	A	Norfolk St.	3	0
313	H	Norfolk St.	3	0

N.C. A&T

N  
.  
C  
.  
A  
&  
T

N  
.  
C  
.  
A  
&  
T

Average RPI Win:	190	WON-LOST RECORD	WINNING PCT. RANK	LAST 10 GAMES	STRENGTH OF SCHEDULE	OPP. STRENGTH OF SCHEDULE	TEAM RPI	ADJ RPI	CONF. RPI	ADJ CONF. RPI	
Average RPI Loss:	96										
DIV. I ONLY	6- 23	.2069	277	1- 9	115	91	224	.42788	220	7	6
DIV. I NON-CONF.	4- 7	.36364	221	0- 1	124	120	182	.47214	183	6	6
<hr/>											
TOTALS	RPI 1-25	RPI 26-50		W-L RECORDS	RPI 51-100		RPI 101-150		RPI 150+		
6- 23	0- 4	0- 1		OVERALL	0- 9		0- 3		6- 6		
2- 8	0- 2	0- 0		HOME	0- 4		0- 1		2- 1		
1- 12	0- 2	0- 1		AWAY	0- 4		0- 2		1- 3		
3- 3	0- 0	0- 0		NEUTRAL	0- 1		0- 0		3- 2		
<hr/>											
4- 7	0- 0	0- 1		NON-CONFERENCE	0- 3		0- 1		4- 2		
0- 1	0- 0	0- 0		HOME	0- 1		0- 0		0- 0		
1- 3	0- 0	0- 1		AWAY	0- 1		0- 1		1- 0		
3- 3	0- 0	0- 0		NEUTRAL	0- 1		0- 0		3- 2		
<hr/>											
2- 16	0- 4	0- 0		CONFERENCE	0- 6		0- 2		2- 4		
2- 7	0- 2	0- 0		HOME	0- 3		0- 1		2- 1		
0- 9	0- 2	0- 0		AWAY	0- 3		0- 1		0- 3		
0- 0	0- 0	0- 0		NEUTRAL	0- 0		0- 0		0- 0		
<hr/>											
RPI S	Opponent	Score	RPI S	Opponent	Score	RPI S	Opponent	Score	RPI S	Opponent	Score
8 A	UC Santa Barb.	0 3	34 A	San Diego	0 3	52 A	Cal Poly	0 3	111 A	Weber St.	0 3
8 H	UC Santa Barb.	0 3				52 H	Cal Poly	0 3	123 A	Utah St.	0 3
19 A	Long Beach St.	0 3				57 A	Pacific (Cal.)	0 3	123 H	Utah St.	0 3
19 H	Long Beach St.	0 3				57 H	Pacific (Cal.)	0 3	151 A	St. Mary's (Cal.)	3 0
						63 A	Nevada	0 3	153 N	UAB	3 0
						70 N	Lamar	0 3	170 A	Cal St. Northridge	0 3
						72 H	San Diego St.	0 3	170 H	Cal St. Northridge	3 2
						86 A	UC Irvine	0 3	182 N	UNLV	0 3
						86 H	UC Irvine	1 3	191 A	Idaho	0 3
									191 H	Idaho	2 3
									196 N	Portland	1 3
									212 N	Denver	3 1
									223 N	Army	3 0
									230 A	Cal St. Fullerton	2 3
									230 H	Cal St. Fullerton	3 0
<hr/>											
LAST 10 GAMES											
72 H	San Diego St.	0 3	191 H	Idaho	2 3						
230 A	Cal St. Fullerton	2 3	19	A Long Beach St.	0 3						
52 A	Cal Poly	0 3	86	A UC Irvine	0 3						
8 A	UC Santa Barb.	0 3	170	H Cal St. Northridge	3 2						
123 H	Utah St.	0 3	57	H Pacific (Cal.)	0 3						

Non-Div. I Games:

UC Riverside



Average RPI Win: 262		WON-LOST RECORD		WINNING PCT. RANK		LAST 10 GAMES		STRENGTH OF SCHEDULE		OPP. STRENGTH OF SCHEDULE		TEAM RPI		ADJ RPI		CONF. RPI		ADJ CONF. RPI	
DIV. I ONLY		17- 14		.54839 134		6- 4		260		290		212		.42772 221		28		28	
DIV. I NON-CONF.		9- 8		.52941 155		2- 1		228		289		212		.43916 219		28		28	
TOTALS		RPI 1-25		RPI 26-50		W-L RECORDS		RPI 51-100		RPI 101-150		RPI 150+							
17- 14		0- 0		0- 0		OVERALL		0- 4		1- 0		16- 10							
10- 3		0- 0		0- 0		HOME		0- 1		1- 0		9- 2							
5- 7		0- 0		0- 0		AWAY		0- 1		0- 0		5- 6							
2- 4		0- 0		0- 0		NEUTRAL		0- 2		0- 0		2- 2							
9- 8		0- 0		0- 0		NON-CONFERENCE		0- 2		1- 0		8- 6							
5- 1		0- 0		0- 0		HOME		0- 0		1- 0		4- 1							
2- 3		0- 0		0- 0		AWAY		0- 0		0- 0		2- 3							
2- 4		0- 0		0- 0		NEUTRAL		0- 2		0- 0		2- 2							
8- 6		0- 0		0- 0		CONFERENCE		0- 2		0- 0		8- 4							
5- 2		0- 0		0- 0		HOME		0- 1		0- 0		5- 1							
3- 4		0- 0		0- 0		AWAY		0- 1		0- 0		3- 3							
0- 0		0- 0		0- 0		NEUTRAL		0- 0		0- 0		0- 0							
RPI	S	Opponent		Score	RPI	S	Opponent		Score	RPI	S	Opponent		Score					
							58	A	American	0	3	145	H	UNC Asheville	3	2			
							58	H	American	1	3	172	A	Robert Morris	3	2			
							88	N	Manhattan	0	3	177	H	UMBC	3	2			
							96	N	Davidson	0	3	181	N	Stony Brook	1	3			
												204	A	Lehigh	2	3			
												204	H	Lehigh	3	1			
												205	H	Albany (N.Y.)	0	3			
												208	A	Columbia	0	3			
												223	A	Army	1	3			
												223	H	Army	3	2			
												228	A	Bucknell	0	3			
												228	H	Bucknell	1	3			
												244	H	Drexel	3	0			
												253	A	St. Francis (Pa.)	1	3			
												268	A	Md.-East. Shore	2	3			
												282	N	Niagara	1	3			
												283	A	Holy Cross	3	1			
												283	H	Holy Cross	3	1			
												285	H	Howard	3	0			
												296	A	Colgate	3	0			
												296	H	Colgate	3	1			
												300	N	Rider	3	1			
												304	N	Wagner	3	0			
												309	A	Coppin St.	3	0			
												309	H	Coppin St.	3	0			
												310	A	Lafayette	3	1			
												310	H	Lafayette	3	0			
LAST 10 GAMES																			
							58	A	American	0	3	228	H	Bucknell	1	3			
							310	H	Lafayette	3	0	268	A	Md.-East. Shore	2	3			
							204	H	Lehigh	3	1	283	A	Holy Cross	3	1			
							244	H	Drexel	3	0	223	A	Army	1	3			
							296	H	Colgate	3	1	309	A	Coppin St.	3	0			

Non-Div. I Games:

Navy

Average RPI Win: 255		WON-LOST RECORD		WINNING PCT. RANK		LAST 10 GAMES		STRENGTH OF SCHEDULE		OPP. STRENGTH OF SCHEDULE		TEAM RPI		ADJ RPI		CONF. RPI		ADJ CONF. RPI	
Average RPI Loss: 138																			
DIV. I ONLY		9- 21		.3 247		4- 6		131		242		220		.42731 222		26		27	
DIV. I NON-CONF.		3- 14		.17647 276		0- 1		97		153		231		.42905 227		27		27	
TOTALS		RPI 1-25		RPI 26-50		W-L RECORDS		RPI 51-100		RPI 101-150		RPI 150+							
9- 21		0- 0		0- 2		OVERALL		0- 7		1- 4		8- 8							
4- 4		0- 0		0- 0		HOME		0- 1		0- 1		4- 2							
1- 11		0- 0		0- 1		AWAY		0- 3		0- 2		1- 5							
4- 6		0- 0		0- 1		NEUTRAL		0- 3		1- 1		3- 1							
3- 14		0- 0		0- 2		NON-CONFERENCE		0- 5		0- 3		3- 4							
1- 3		0- 0		0- 0		HOME		0- 1		0- 1		1- 1							
1- 6		0- 0		0- 1		AWAY		0- 2		0- 1		1- 2							
1- 5		0- 0		0- 1		NEUTRAL		0- 2		0- 1		1- 1							
6- 7		0- 0		0- 0		CONFERENCE		0- 2		1- 1		5- 4							
3- 1		0- 0		0- 0		HOME		0- 0		0- 0		3- 1							
0- 5		0- 0		0- 0		AWAY		0- 1		0- 1		0- 3							
3- 1		0- 0		0- 0		NEUTRAL		0- 1		1- 0		2- 0							
RPI	S	Opponent		Score		RPI	S	Opponent		Score		RPI	S	Opponent		Score			
37	A	Temple		0 3		56	N	Kansas		0 3		117	N	Morehead St.		0 3			
37	N	Temple		0 3		80	N	Rutgers		0 3		119	A	Princeton		0 3			
						82	A	Hofstra		0 3		135	H	St. John's (N.Y.)		2 3			
						85	H	Villanova		0 3		148	A	Fairfield		2 3			
						88	A	Manhattan		0 3		148	N	Fairfield		3 1			
						88	N	Manhattan		0 3		158	A	Northeastern		0 3			
						93	A	New Hampshire		0 3		160	N	West Virginia		1 3			
												168	H	Seton Hall		0 3			
												194	N	Brown		3 2			
												213	H	Loyola (Md.)		0 3			
												225	A	Iona		1 3			
												225	N	Iona		3 2			
												258	A	Canisius		0 3			
												262	A	Maine		2 3			
												274	H	Siena		3 0			
												281	A	Fairleigh Dickinson		3 0			
												282	A	Niagara		1 3			
												284	H	Marist		3 0			
												289	H	Central Conn. St.		3 1			
												300	H	Rider		3 1			
												300	N	Rider		3 0			
LAST 10 GAMES																			
88	N	Manhattan		0 3		258	A	Canisius		0 3									
148	N	Fairfield		3 1		282	A	Niagara		1 3									
225	N	Iona		3 2		213	H	Loyola (Md.)		0 3									
300	N	Rider		3 0		300	H	Rider		3 1									
168	H	Seton Hall		0 3		88	A	Manhattan		0 3									

Non-Div. I Games:

St. Peter's

Average RPI Win: 269		WON-LOST RECORD		WINNING PCT. RANK		LAST 10 GAMES		STRENGTH OF SCHEDULE		OPP. STRENGTH OF SCHEDULE		TEAM RPI		ADJ RPI		CONF. RPI		ADJ CONF. RPI	
Average RPI Loss: 145		15- 16		.48387 165		8- 2		251		254		215		.42554 223		28		28	
DIV. I ONLY		7- 9		.4375 189		2- 0		248		212		228		.42622 230		28		28	
DIV. I NON-CONF.																			
TOTALS		RPI 1-25		RPI 26-50		W-L RECORDS		RPI 51-100		RPI 101-150		RPI 150+							
15- 16		0- 1		0- 1		OVERALL		0- 5		0- 0		15- 9							
8- 4		0- 0		0- 0		HOME		0- 2		0- 0		8- 2							
6- 6		0- 1		0- 0		AWAY		0- 2		0- 0		6- 3							
1- 6		0- 0		0- 1		NEUTRAL		0- 1		0- 0		1- 4							
7- 9		0- 1		0- 1		NON-CONFERENCE		0- 2		0- 0		7- 5							
4- 1		0- 0		0- 0		HOME		0- 1		0- 0		4- 0							
2- 2		0- 1		0- 0		AWAY		0- 0		0- 0		2- 1							
1- 6		0- 0		0- 1		NEUTRAL		0- 1		0- 0		1- 4							
8- 7		0- 0		0- 0		CONFERENCE		0- 3		0- 0		8- 4							
4- 3		0- 0		0- 0		HOME		0- 1		0- 0		4- 2							
4- 4		0- 0		0- 0		AWAY		0- 2		0- 0		4- 2							
0- 0		0- 0		0- 0		NEUTRAL		0- 0		0- 0		0- 0							
RPI	S	Opponent		Score		RPI	S	Opponent		Score		RPI	S	Opponent		Score			
17	A	Penn St.		0	3	41	N	Akron		2	3	58	A	American		0	3		
												151	A	St. Mary's (Cal.)		0	3		
												182	N	UNLV		0	3		
												192	N	Morgan St.		1	3		
												203	H	Long Island		3	2		
												204	A	Lehigh		3	2		
												204	H	Lehigh		1	3		
												220	N	UC Riverside		0	3		
												221	A	Navy		2	3		
												221	H	Navy		3	1		
												228	A	Bucknell		3	0		
												228	H	Bucknell		1	3		
												237	N	La Salle		2	3		
												257	N	Hartford		3	1		
												274	A	Siena		3	0		
												274	H	Siena		3	1		
												283	A	Holy Cross		2	3		
												283	H	Holy Cross		3	1		
												284	A	Marist		3	1		
												284	H	Marist		3	1		
												296	A	Colgate		3	0		
												296	H	Colgate		3	0		
												310	A	Lafayette		3	0		
												310	H	Lafayette		3	0		
												311	H	Sacred Heart		3	0		
				LAST 10 GAMES															
								58	A	American	0	3	204	A	Lehigh	3	2		
								283	H	Holy Cross	3	1	310	A	Lafayette	3	0		
								311	H	Sacred Heart	3	0	58	H	American	1	3		
								228	A	Bucknell	3	0	221	H	Navy	3	1		
								296	A	Colgate	3	0	284	H	Marist	3	1		

Non-Div. I Games:

Army

Average RPI Win:	215	WON-LOST RECORD	WINNING PCT. RANK	LAST 10 GAMES	STRENGTH OF SCHEDULE	OPP. STRENGTH OF SCHEDULE	TEAM RPI	ADJ RPI	CONF. RPI	ADJ CONF. RPI	
Average RPI Loss:	144	14- 18	.4375 185	4- 6	256	200	225	.42399 224	27	26	
DIV. I ONLY		9- 10	.47368 178	1- 1	170	139	172	.47527 175	26	26	
DIV. I NON-CONF.											
<hr/>											
TOTALS	RPI 1-25	RPI 26-50	W-L RECORDS	RPI 51-100	RPI 101-150	RPI 150+					
14- 18	0- 0	0- 1	OVERALL	1- 3	2- 7	11- 7					
6- 6	0- 0	0- 1	HOME	0- 0	2- 2	4- 3					
4- 10	0- 0	0- 0	AWAY	1- 2	0- 4	3- 4					
4- 2	0- 0	0- 0	NEUTRAL	0- 1	0- 1	4- 0					
9- 10	0- 0	0- 1	NON-CONFERENCE	1- 3	1- 3	7- 3					
3- 3	0- 0	0- 1	HOME	0- 0	1- 1	2- 1					
2- 5	0- 0	0- 0	AWAY	1- 2	0- 1	1- 2					
4- 2	0- 0	0- 0	NEUTRAL	0- 1	0- 1	4- 0					
5- 8	0- 0	0- 0	CONFERENCE	0- 0	1- 4	4- 4					
3- 3	0- 0	0- 0	HOME	0- 0	1- 1	2- 2					
2- 5	0- 0	0- 0	AWAY	0- 0	0- 3	2- 2					
0- 0	0- 0	0- 0	NEUTRAL	0- 0	0- 0	0- 0					
RPI S	Opponent	Score	RPI S	Opponent	Score	RPI S	Opponent	Score	RPI S	Opponent	Score
			42 H	Missouri	0 3	55 A	Southwest Mo. St.	0 3	105 A	Oral Roberts	0 3
						56 A	Kansas	0 3	105 A	Oral Roberts	0 3
						71 N	St. Louis	2 3	105 H	Oral Roberts	0 3
						95 A	Southern Ill.	3 2	113 A	Wichita St.	0 3
									113 N	Wichita St.	0 3
									128 A	Valparaiso	0 3
									128 H	Valparaiso	3 0
									138 H	Winthrop	0 3
									147 H	Duquesne	3 1
									154 A	Iowa St.	1 3
									154 H	Iowa St.	0 3
									155 N	Murray St.	3 1
									169 N	Wis.-Green Bay	3 1
									179 N	Central Mich.	3 1
									192 N	Morgan St.	3 0
									214 A	IUPUI	0 3
									214 H	IUPUI	0 3
									245 H	Youngstown St.	3 0
									247 A	Creighton	1 3
									263 A	Evansville	3 2
									266 H	Drake	3 2
									280 A	Oakland	0 3
									280 H	Oakland	3 2
									291 A	Western Ill.	3 2
									291 H	Western Ill.	1 3
									301 A	Chicago St.	3 0
									301 H	Chicago St.	3 0

Non-Div. I Games:

UMKC

I  
o  
n  
a

Iona

RPI	S	Opponent	Score	
299	H	St. Francis (N.Y.)	3	0
300	A	Rider	3	0
304	A	Wagner	3	1
304	H	Wagner	3	0
309	N	Coppin St.	3	0
310	H	Lafayette	3	1
311	A	Sacred Heart	3	0

I  
o  
n  
a

I  
o  
n  
a

Iona

Average RPI Win: 242		WON-LOST	WINNING	LAST 10	STRENGTH OF		OPP. STRENGTH	TEAM	ADJ		CONF.	ADJ CONF.	
Average RPI Loss: 180		RECORD	PCT. RANK	GAMES	SCHEDULE		OF SCHEDULE	RPI	RPI		RPI	RPI	
DIV. I ONLY		15- 18	.45455	177	6- 4		243	250	216	.42056	226	31	31
DIV. I NON-CONF.		14- 18	.4375	189	6- 4		209	252	222	.41714	239	30	31
TOTALS		RPI 1-25	RPI 26-50		W-L RECORDS		RPI 51-100		RPI 101-150		RPI 150+		
15- 18	0- 0	0- 1		OVERALL		0- 0		1- 7		14- 10			
6- 6	0- 0	0- 0		HOME		0- 0		1- 3		5- 3			
7- 6	0- 0	0- 0		AWAY		0- 0		0- 3		7- 3			
2- 6	0- 0	0- 1		NEUTRAL		0- 0		0- 1		2- 4			
14- 18	0- 0	0- 1		NON-CONFERENCE		0- 0		1- 7		13- 10			
6- 6	0- 0	0- 0		HOME		0- 0		1- 3		5- 3			
7- 6	0- 0	0- 0		AWAY		0- 0		0- 3		7- 3			
1- 6	0- 0	0- 1		NEUTRAL		0- 0		0- 1		1- 4			
1- 0	0- 0	0- 0		CONFERENCE		0- 0		0- 0		1- 0			
0- 0	0- 0	0- 0		HOME		0- 0		0- 0		0- 0			
0- 0	0- 0	0- 0		AWAY		0- 0		0- 0		0- 0			
1- 0	0- 0	0- 0		NEUTRAL		0- 0		0- 0		1- 0			
RPI S	Opponent	Score	RPI S	Opponent	Score	RPI S	Opponent	Score	RPI S	Opponent	Score		
			48 N	Sacramento St.	0 3				112 H	UCF	0 3		
									134 N	Ill.-Chicago	0 3		
									138 A	Winthrop	1 3		
									138 H	Winthrop	1 3		
									140 A	Coastal Caro.	0 3		
									140 H	Coastal Caro.	3 1		
									145 A	UNC Asheville	1 3		
									145 H	UNC Asheville	1 3		
									171 A	Memphis	3 2		
									178 A	Liberty	2 3		
									178 H	Liberty	2 3		
									187 N	Appalachian St.	0 3		
									197 A	Troy St.	3 2		
									201 A	Sam Houston St.	2 3		
									206 N	Middle Tenn.	1 3		
									234 A	Samford	0 3		
									234 H	Samford	3 0		
									239 N	Arkansas St.	1 3		
									243 H	Jacksonville St.	3 0		
									246 H	Chattanooga	3 2		
									251 A	Radford	3 1		
LAST 10 GAMES									251 H	Radford	3 1		
			138 H	Winthrop	1 3	273 A	High Point	3 1	255 A	Mercer	3 2		
			145 H	UNC Asheville	1 3	271 A	Elon	3 0	256 N	Tex. A&M-Corp. Chris	3 0		
			251 A	Radford	3 1	140 H	Coastal Caro.	3 1	270 A	Charleston So.	3 1		
			178 A	Liberty	2 3	270 H	Charleston So.	3 0	270 H	Charleston So.	3 0		
			234 H	Samford	3 0	112 H	UCF	0 3	271 A	Elon	3 0		

Non-Div. I Games:

Birmingham-So.

RPI	S	Opponent	Score	
271	H	Elon	2	3
272	N	South Ala.	1	3
273	A	High Point	3	1
273	H	High Point	1	3
297	N	Gardner-Webb	3	0

Birmingham-So.

B  
i  
r  
m  
i  
n  
g  
h  
a  
m  
-  
S  
o  
.

B  
i  
r  
m  
i  
n  
g  
h  
a  
m  
-  
S  
o  
.



Average RPI Win: 259		WON-LOST	WINNING	LAST 10	STRENGTH OF		OPP. STRENGTH	TEAM	ADJ		CONF.	ADJ CONF.	
Average RPI Loss: 130		RECORD	PCT. RANK	GAMES	SCHEDULE		OF SCHEDULE	RPI	RPI		RPI	RPI	
DIV. I ONLY		10- 20	.33333	227	4- 6		198	222	231	.42048	227	22	22
DIV. I NON-CONF.		4- 9	.30769	244	0- 1		164	203	230	.42957	225	21	21
<hr/>													
TOTALS		RPI 1-25	RPI 26-50		W-L RECORDS		RPI 51-100		RPI 101-150		RPI 150+		
10- 20	0- 0	0- 1		OVERALL		0- 4		0- 9		10- 6			
4- 6	0- 0	0- 0		HOME		0- 2		0- 2		4- 2			
4- 9	0- 0	0- 0		AWAY		0- 2		0- 4		4- 3			
2- 5	0- 0	0- 1		NEUTRAL		0- 0		0- 3		2- 1			
<hr/>													
4- 9	0- 0	0- 1		NON-CONFERENCE		0- 2		0- 4		4- 2			
0- 2	0- 0	0- 0		HOME		0- 1		0- 0		0- 1			
2- 3	0- 0	0- 0		AWAY		0- 1		0- 2		2- 0			
2- 4	0- 0	0- 1		NEUTRAL		0- 0		0- 2		2- 1			
<hr/>													
6- 11	0- 0	0- 0		CONFERENCE		0- 2		0- 5		6- 4			
4- 4	0- 0	0- 0		HOME		0- 1		0- 2		4- 1			
2- 6	0- 0	0- 0		AWAY		0- 1		0- 2		2- 3			
0- 1	0- 0	0- 0		NEUTRAL		0- 0		0- 1		0- 0			
<hr/>													
RPI S	Opponent	Score	RPI S	Opponent	Score	RPI S	Opponent	Score	RPI S	Opponent	Score		
			45 N	Cincinnati	0 3	67 A	Tenn.-Martin	2 3	102 A	Southeast Mo. St.	1 3		
						67 H	Tenn.-Martin	0 3	102 H	Southeast Mo. St.	1 3		
						71 A	St. Louis	0 3	102 N	Southeast Mo. St.	0 3		
						76 H	Western Ky.	0 3	117 A	Morehead St.	1 3		
									117 H	Morehead St.	1 3		
									128 N	Valparaiso	0 3		
									133 A	Wright St.	1 3		
									136 A	Marquette	0 3		
									149 N	Butler	0 3		
									155 A	Murray St.	2 3		
									155 H	Murray St.	0 3		
									179 N	Central Mich.	2 3		
									204 N	Lehigh	3 1		
									206 H	Middle Tenn.	1 3		
									238 A	Tennessee Tech	1 3		
									238 H	Tennessee Tech	3 2		
									242 A	Eastern Ill.	3 1		
									242 H	Eastern Ill.	3 1		
									252 A	Eastern Ky.	1 3		
									252 H	Eastern Ky.	3 2		
									263 A	Evansville	3 1		
									286 A	Tennessee St.	3 0		
									286 H	Tennessee St.	3 0		
									287 A	Belmont	3 0		
									294 N	Providence	3 1		
<hr/>													
LAST 10 GAMES			102 N	Southeast Mo. St.	0 3	76 H	Western Ky.	0 3	286 H	Tennessee St.	3 0		
			155 A	Murray St.	2 3	238 H	Tennessee Tech	3 2	287 A	Belmont	3 0		
			238 A	Tennessee Tech	1 3	286 H	Tennessee St.	3 0	294 N	Providence	3 1		
			242 H	Eastern Ill.	3 1	67 A	Tenn.-Martin	2 3					
			102 H	Southeast Mo. St.	1 3	252 H	Eastern Ky.	3 2					

Non-Div. I Games:

Austin Peay

Average RPI Win: 275		WON-LOST	WINNING	LAST 10	STRENGTH OF		OPP. STRENGTH	TEAM	ADJ		CONF.	ADJ CONF.
Average RPI Loss: 178		RECORD	PCT. RANK	GAMES	SCHEDULE		OF SCHEDULE	RPI	RPI		RPI	RPI
DIV. I ONLY		15- 12	.55556	130	5- 4		279	287	217		.42044	228
DIV. I NON-CONF.		6- 6	.5	161	0- 0		284	280	245		.40502	247
TOTALS		RPI 1-25	RPI 26-50		W-L RECORDS		RPI 51-100		RPI 101-150		RPI 150+	
15- 12	0- 0	0- 0		OVERALL		0- 2		0- 1		15- 9		
6- 6	0- 0	0- 0		HOME		0- 1		0- 0		6- 5		
6- 4	0- 0	0- 0		AWAY		0- 1		0- 0		6- 3		
3- 2	0- 0	0- 0		NEUTRAL		0- 0		0- 1		3- 1		
6- 6	0- 0	0- 0		NON-CONFERENCE		0- 0		0- 1		6- 5		
2- 3	0- 0	0- 0		HOME		0- 0		0- 0		2- 3		
1- 2	0- 0	0- 0		AWAY		0- 0		0- 0		1- 2		
3- 1	0- 0	0- 0		NEUTRAL		0- 0		0- 1		3- 0		
9- 6	0- 0	0- 0		CONFERENCE		0- 2		0- 0		9- 4		
4- 3	0- 0	0- 0		HOME		0- 1		0- 0		4- 2		
5- 2	0- 0	0- 0		AWAY		0- 1		0- 0		5- 1		
0- 1	0- 0	0- 0		NEUTRAL		0- 0		0- 0		0- 1		
RPI	S	Opponent	Score	RPI	S	Opponent	Score	RPI	S	Opponent	Score	
						58 A American	1 3	140 N		Coastal Caro.	0 3	
						58 H American	1 3	181 A		Stony Brook	1 3	
								192 H		Morgan St.	2 3	
								204 A		Lehigh	1 3	
								204 H		Lehigh	1 3	
								204 N		Lehigh	0 3	
								205 H		Albany (N.Y.)	1 3	
								221 A		Navy	3 1	
								221 H		Navy	3 0	
								223 A		Army	3 1	
								223 H		Army	0 3	
								233 A		Buffalo	2 3	
								237 H		La Salle	1 3	
								258 N		Canisius	3 2	
								264 H		Quinnipiac	3 0	
								283 A		Holy Cross	3 0	
								283 H		Holy Cross	3 0	
								285 A		Howard	3 1	
								289 H		Central Conn. St.	3 0	
								294 N		Providence	3 1	
								296 A		Colgate	3 1	
								296 H		Colgate	3 0	
								299 N		St. Francis (N.Y.)	3 0	
								310 A		Lafayette	3 0	
								310 H		Lafayette	3 0	
LAST 10 GAMES												
						204 N Lehigh	0 3			221 A Navy	3 1	
						296 H Colgate	3 0			204 H Lehigh	1 3	
						223 H Army	0 3			310 H Lafayette	3 0	
						283 H Holy Cross	3 0			296 A Colgate	3 1	
						58 A American	1 3			223 A Army	3 1	

Non-Div. I Games: Le Moyne 1 3

Bucknell



Average RPI Win: 223		WON-LOST	WINNING	LAST 10	STRENGTH OF		OPP. STRENGTH	TEAM	ADJ	CONF.	ADJ CONF.
Average RPI Loss: 97		RECORD	PCT. RANK	GAMES	SCHEDULE		OF SCHEDULE	RPI	RPI	RPI	RPI
DIV. I ONLY		5- 26	.16129	288	1- 9		94	117	235	.41968	230
DIV. I NON-CONF.		4- 9	.30769	244	0- 0		85	181	190	.46948	186
TOTALS		RPI 1-25	RPI 26-50		W-L RECORDS		RPI 51-100		RPI 101-150		RPI 150+
5- 26	0- 4	0- 1		OVERALL		0- 11		0- 3		5- 7	
1- 8	0- 2	0- 0		HOME		0- 3		0- 1		1- 2	
2- 14	0- 2	0- 0		AWAY		0- 6		0- 2		2- 4	
2- 4	0- 0	0- 1		NEUTRAL		0- 2		0- 0		2- 1	
4- 9	0- 0	0- 1		NON-CONFERENCE		0- 5		0- 1		4- 2	
0- 0	0- 0	0- 0		HOME		0- 0		0- 0		0- 0	
2- 5	0- 0	0- 0		AWAY		0- 3		0- 1		2- 1	
2- 4	0- 0	0- 1		NEUTRAL		0- 2		0- 0		2- 1	
1- 17	0- 4	0- 0		CONFERENCE		0- 6		0- 2		1- 5	
1- 8	0- 2	0- 0		HOME		0- 3		0- 1		1- 2	
0- 9	0- 2	0- 0		AWAY		0- 3		0- 1		0- 3	
0- 0	0- 0	0- 0		NEUTRAL		0- 0		0- 0		0- 0	
RPI S	Opponent	Score	RPI S	Opponent	Score	RPI S	Opponent	Score	RPI S	Opponent	Score
8 A	UC Santa Barb.	0 3	29 N	UCLA	0 3	51 N	Dayton	1 3	104 A	Loyola Marymount	0 3
8 H	UC Santa Barb.	0 3				52 A	Cal Poly	0 3	123 A	Utah St.	0 3
19 A	Long Beach St.	0 3				52 H	Cal Poly	1 3	123 H	Utah St.	2 3
19 H	Long Beach St.	0 3				57 A	Pacific (Cal.)	0 3	170 A	Cal St. Northridge	0 3
						57 H	Pacific (Cal.)	2 3	170 H	Cal St. Northridge	1 3
						63 A	Nevada	0 3	191 A	Idaho	0 3
						65 A	Indiana	0 3	191 H	Idaho	0 3
						68 N	Tennessee	0 3	196 A	Portland	1 3
						86 A	UC Irvine	0 3	202 A	Fordham	3 0
						86 H	UC Irvine	0 3	203 A	Long Island	3 0
						88 A	Manhattan	0 3	220 A	UC Riverside	0 3
									220 H	UC Riverside	3 2
									225 N	Iona	3 0
									231 N	Toledo	0 3
									263 N	Evansville	3 0
LAST 10 GAMES											
	220 H UC Riverside	3 2		86 A UC Irvine	0 3						
	8 A UC Santa Barb.	0 3		19 A Long Beach St.	0 3						
	52 A Cal Poly	0 3		57 H Pacific (Cal.)	2 3						
	191 H Idaho	0 3		170 H Cal St. Northridge	1 3						
	123 H Utah St.	2 3		52 H Cal Poly	1 3						

Non-Div. I Games:

Cal St. Fullerton

Average RPI Win: 229		WON-LOST RECORD		WINNING PCT. RANK		LAST 10 GAMES		STRENGTH OF SCHEDULE		OPP. STRENGTH OF SCHEDULE		TEAM RPI		ADJ RPI		CONF. RPI		ADJ CONF. RPI	
DIV. I ONLY		11- 19		.36667 216		1- 9		248		135		233		.41936 231		13		13	
DIV. I NON-CONF.		8- 4		.66667 79		0- 0		305		200		215		.44745 211		13		13	
TOTALS		RPI 1-25		RPI 26-50		W-L RECORDS		RPI 51-100		RPI 101-150		RPI 150+							
11- 19		0- 2		0- 3		OVERALL		0- 4		1- 3		10- 7							
6- 7		0- 1		0- 1		HOME		0- 2		1- 1		5- 2							
2- 11		0- 1		0- 1		AWAY		0- 2		0- 2		2- 5							
3- 1		0- 0		0- 1		NEUTRAL		0- 0		0- 0		3- 0							
8- 4		0- 0		0- 2		NON-CONFERENCE		0- 0		0- 0		8- 2							
4- 0		0- 0		0- 0		HOME		0- 0		0- 0		4- 0							
1- 3		0- 0		0- 1		AWAY		0- 0		0- 0		1- 2							
3- 1		0- 0		0- 1		NEUTRAL		0- 0		0- 0		3- 0							
3- 15		0- 2		0- 1		CONFERENCE		0- 4		1- 3		2- 5							
2- 7		0- 1		0- 1		HOME		0- 2		1- 1		1- 2							
1- 8		0- 1		0- 0		AWAY		0- 2		0- 2		1- 3							
0- 0		0- 0		0- 0		NEUTRAL		0- 0		0- 0		0- 0							
RPI	S	Opponent		Score	RPI	S	Opponent		Score	RPI	S	Opponent		Score					
22	A	Ball St.		0 3	29	N	UCLA		0 3	54	A	Eastern Mich.		0 3					
22	H	Ball St.		2 3	41	H	Akron		0 3	54	H	Eastern Mich.		0 3					
					43	A	Michigan		0 3	64	H	Ohio		0 3					
										97	A	Marshall		0 3					
												125 A Kent St.		2 3					
												126 A Western Mich.		1 3					
												126 H Western Mich.		1 3					
												131 H Miami (Ohio)		3 0					
												165 A Northern Ill.		0 3					
												165 H Northern Ill.		3 0					
												179 A Central Mich.		1 3					
												179 H Central Mich.		1 3					
												196 A Portland		2 3					
												198 A Bowling Green		3 1					
												198 H Bowling Green		0 3					
												217 A IPFW		1 3					
												230 N Cal St. Fullerton		3 0					
												233 A Buffalo		2 3					
												236 N DePaul		3 1					
												242 A Eastern Ill.		3 1					
												243 H Jacksonville St.		3 0					
												245 H Youngstown St.		3 2					
												246 N Chattanooga		3 0					
												280 H Oakland		3 0					
												301 H Chicago St.		3 0					
LAST 10 GAMES																			

Non-Div. I Games:

Toledo

Average RPI Win:		218	WON-LOST		WINNING		LAST 10		STRENGTH OF		OPP. STRENGTH		TEAM		ADJ		CONF.		ADJ CONF.		
Average RPI Loss:		130	RECORD		PCT. RANK		GAMES		SCHEDULE		OF SCHEDULE		RPI		RPI		RPI		RPI		
DIV. I ONLY			7- 22		.24138 269		2- 8		123		183		229		.41897 232		17		17		
DIV. I NON-CONF.			3- 10		.23077 268		0- 2		135		204		234		.42429 235		17		17		
TOTALS		RPI 1-25		RPI 26-50		W-L RECORDS		RPI 51-100		RPI 101-150		RPI 150+									
7- 22		0- 0		0- 4		OVERALL		1- 8		1- 1		5- 9									
3- 10		0- 0		0- 2		HOME		0- 3		1- 1		2- 4									
4- 10		0- 0		0- 2		AWAY		1- 3		0- 0		3- 5									
0- 2		0- 0		0- 0		NEUTRAL		0- 2		0- 0		0- 0									
3- 10		0- 0		0- 2		NON-CONFERENCE		0- 3		1- 1		2- 4									
2- 3		0- 0		0- 1		HOME		0- 0		1- 1		1- 1									
1- 5		0- 0		0- 1		AWAY		0- 1		0- 0		1- 3									
0- 2		0- 0		0- 0		NEUTRAL		0- 2		0- 0		0- 0									
4- 12		0- 0		0- 2		CONFERENCE		1- 5		0- 0		3- 5									
1- 7		0- 0		0- 1		HOME		0- 3		0- 0		1- 3									
3- 5		0- 0		0- 1		AWAY		1- 2		0- 0		2- 2									
0- 0		0- 0		0- 0		NEUTRAL		0- 0		0- 0		0- 0									
RPI	S	Opponent		Score		RPI	S	Opponent		Score		RPI	S	Opponent		Score					
				37	A	Temple		0	3	53	A	Pennsylvania		0	3	121	H	Charlotte		1	3
				38	A	George Mason		1	3	79	N	Georgetown		0	3	144	H	Furman		3	0
				38	H	George Mason		2	3	82	A	Hofstra		0	3	156	A	Virginia		0	3
				46	H	Fresno St.		0	3	82	H	Hofstra		0	3	180	A	Va. Commonwealth		0	3
										83	N	Col. of Charleston		0	3	180	H	Va. Commonwealth		0	3
										90	A	James Madison		1	3	200	A	Delaware		0	3
										90	H	James Madison		0	3	200	H	Delaware		1	3
										100	A	Towson		3	0	219	A	N.C. A&T		1	3
										100	H	Towson		0	3	244	A	Drexel		3	0
																244	H	Drexel		3	0
																250	A	UNC Wilmington		3	0
																250	H	UNC Wilmington		2	3
																251	H	Radford		3	1
																254	H	East Caro.		1	3
																273	A	High Point		2	3
																295	A	Hampton		3	0
LAST 10 GAMES																					
				82	H	Hofstra		0	3	273	A	High Point		2	3						
				244	H	Drexel		3	0	200	A	Delaware		0	3						
				250	H	UNC Wilmington		2	3	100	A	Towson		3	0						
				180	A	Va. Commonwealth		0	3	90	H	James Madison		0	3						
				219	A	N.C. A&T		1	3	38	H	George Mason		2	3						

Non-Div. I Games:

William &amp; Mary

Average RPI Win: 251		WON-LOST RECORD		WINNING PCT. RANK		LAST 10 GAMES		STRENGTH OF SCHEDULE		OPP. STRENGTH OF SCHEDULE		TEAM RPI		ADJ RPI		CONF. RPI		ADJ CONF. RPI	
Average RPI Loss: 121																			
DIV. I ONLY		9- 23		.28125 256		0- 10		199		161		237		.41599 233		13		13	
DIV. I NON-CONF.		8- 6		.57143 128		0- 0		270		237		206		.4504 208		13		13	
TOTALS		RPI 1-25		RPI 26-50		W-L RECORDS		RPI 51-100		RPI 101-150		RPI 150+							
9- 23		0- 1		0- 2		OVERALL		0- 5		0- 10		9- 5							
5- 9		0- 0		0- 1		HOME		0- 2		0- 4		5- 2							
2- 12		0- 1		0- 1		AWAY		0- 3		0- 6		2- 1							
2- 2		0- 0		0- 0		NEUTRAL		0- 0		0- 0		2- 2							
8- 6		0- 0		0- 0		NON-CONFERENCE		0- 0		0- 4		8- 2							
4- 1		0- 0		0- 0		HOME		0- 0		0- 1		4- 0							
2- 3		0- 0		0- 0		AWAY		0- 0		0- 3		2- 0							
2- 2		0- 0		0- 0		NEUTRAL		0- 0		0- 0		2- 2							
1- 17		0- 1		0- 2		CONFERENCE		0- 5		0- 6		1- 3							
1- 8		0- 0		0- 1		HOME		0- 2		0- 3		1- 2							
0- 9		0- 1		0- 1		AWAY		0- 3		0- 3		0- 1							
0- 0		0- 0		0- 0		NEUTRAL		0- 0		0- 0		0- 0							
RPI	S	Opponent		Score		RPI	S	Opponent		Score		RPI	S	Opponent		Score			
22	A	Ball St.		0 3		41	A	Akron		0 3		54	A	Eastern Mich.		1 3			
						41	H	Akron		2 3									
												64	A	Ohio		1 3			
												64	H	Ohio		0 3			
												97	A	Marshall		0 3			
												97	H	Marshall		1 3			
												125	A	Kent St.		1 3			
												125	H	Kent St.		1 3			
												126	A	Western Mich.		0 3			
												126	H	Western Mich.		2 3			
												131	A	Miami (Ohio)		0 3			
												131	H	Miami (Ohio)		1 3			
												134	A	Ill.-Chicago		0 3			
												137	A	Cleveland St.		0 3			
												140	H	Coastal Caro.		2 3			
												146	A	Syracuse		0 3			
												165	H	Northern Ill.		1 3			
												166	N	Iowa		1 3			
												179	H	Central Mich.		1 3			
												194	N	Brown		3 1			
												198	A	Bowling Green		0 3			
												228	H	Bucknell		3 2			
												231	H	Toledo		3 2			
												245	H	Youngstown St.		3 1			
												258	A	Canisius		3 2			
												258	H	Canisius		3 0			
												269	A	Binghamton		3 2			
												269	N	Binghamton		2 3			
												282	H	Niagara		3 0			
												296	N	Colgate		3 0			
LAST 10 GAMES																			
						131	H	Miami (Ohio)		1 3		97	A	Marshall		0 3			
						64	H	Ohio		0 3		125	H	Kent St.		1 3			
						198	A	Bowling Green		0 3		54	A	Eastern Mich.		0 3			
						41	H	Akron		2 3		126	A	Western Mich.		0 3			
						64	A	Ohio		1 3		179	H	Central Mich.		1 3			

Non-Div. I Games:

Buffalo

**S  
a  
m  
f  
o  
r  
d**

Samford



Average RPI Win: 247		WON-LOST	WINNING	LAST 10	STRENGTH OF		OPP. STRENGTH	TEAM	ADJ	CONF.	ADJ CONF.
Average RPI Loss: 139		RECORD	PCT. RANK	GAMES	SCHEDULE		OF SCHEDULE	RPI	RPI	RPI	RPI
DIV. I ONLY		7- 23	.23333	272	3- 7		145	223	243	.41316	235
DIV. I NON-CONF.		1- 8	.11111	290	0- 1		139	163	262	.40161	251
TOTALS		RPI 1-25	RPI 26-50		W-L RECORDS		RPI 51-100		RPI 101-150		RPI 150+
7- 23	0- 0	0- 0		OVERALL		0- 9		1- 7		6- 7	
3- 10	0- 0	0- 0		HOME		0- 4		0- 4		3- 2	
3- 9	0- 0	0- 0		AWAY		0- 3		1- 2		2- 4	
1- 4	0- 0	0- 0		NEUTRAL		0- 2		0- 1		1- 1	
1- 8	0- 0	0- 0		NON-CONFERENCE		0- 2		0- 4		1- 2	
0- 3	0- 0	0- 0		HOME		0- 1		0- 2		0- 0	
0- 2	0- 0	0- 0		AWAY		0- 0		0- 1		0- 1	
1- 3	0- 0	0- 0		NEUTRAL		0- 1		0- 1		1- 1	
6- 15	0- 0	0- 0		CONFERENCE		0- 7		1- 3		5- 5	
3- 7	0- 0	0- 0		HOME		0- 3		0- 2		3- 2	
3- 7	0- 0	0- 0		AWAY		0- 3		1- 1		2- 3	
0- 1	0- 0	0- 0		NEUTRAL		0- 1		0- 0		0- 0	
RPI S	Opponent	Score	RPI S	Opponent	Score	RPI S	Opponent	Score	RPI S	Opponent	Score
						61 N	Northwestern	0 3	110 H	Wake Forest	0 3
						68 H	Tennessee	0 3	121 A	Charlotte	1 3
						83 A	Col. of Charleston	0 3	129 A	Western Caro.	1 3
						83 H	Col. of Charleston	0 3	129 H	Western Caro.	0 3
						83 N	Col. of Charleston	0 3	139 N	Southern Methodist	0 3
						96 A	Davidson	0 3	144 A	Furman	3 1
						96 H	Davidson	1 3	144 H	Furman	2 3
						99 A	Ga. Southern	1 3	145 H	UNC Asheville	1 3
						99 H	Ga. Southern	1 3	153 A	UAB	2 3
									187 A	Appalachian St.	2 3
									187 H	Appalachian St.	1 3
									197 N	Troy St.	0 3
									240 A	Wofford	3 1
									240 H	Wofford	3 0
									246 A	Chattanooga	1 3
									246 H	Chattanooga	3 1
									267 A	UNC Greensboro	2 3
									267 H	UNC Greensboro	2 3
									286 N	Tennessee St.	3 1
									288 A	Citadel	3 2
									288 H	Citadel	3 2
LAST 10 GAMES											
						83 N	Col. of Charleston	0 3	83 H	Col. of Charleston	0 3
						96 H	Davidson	1 3	144 A	Furman	3 1
						267 H	UNC Greensboro	2 3	240 A	Wofford	3 1
						68 H	Tennessee	0 3	187 H	Appalachian St.	1 3
						288 H	Citadel	3 2	99 H	Ga. Southern	1 3

Non-Div. I Games: Lincoln Memorial 3 0

East Tenn. St.

D  
e  
P  
a  
u  
l

Depaul

DePaul

L  
a  
s  
a  
l  
l  
e

La Salle

Average RPI Win: 257		WON-LOST	WINNING	LAST 10	STRENGTH OF		OPP. STRENGTH	TEAM	ADJ		CONF.	ADJ CONF.
Average RPI Loss: 142		RECORD	PCT. RANK	GAMES	SCHEDULE		OF SCHEDULE	RPI	RPI		RPI	RPI
DIV. I ONLY		8- 18	.30769	242	4- 6		202	225	242	.41168	238	22
DIV. I NON-CONF.		3- 7	.3	250	0- 0		165	199	232	.43076	222	21
TOTALS		RPI 1-25	RPI 26-50		W-L RECORDS		RPI 51-100		RPI 101-150		RPI 150+	
8- 18	0- 0	0- 0		OVERALL		0- 4		0- 7		8- 7		
3- 5	0- 0	0- 0		HOME		0- 1		0- 2		3- 2		
2- 9	0- 0	0- 0		AWAY		0- 2		0- 4		2- 3		
3- 4	0- 0	0- 0		NEUTRAL		0- 1		0- 1		3- 2		
3- 7	0- 0	0- 0		NON-CONFERENCE		0- 2		0- 3		3- 2		
0- 0	0- 0	0- 0		HOME		0- 0		0- 0		0- 0		
0- 3	0- 0	0- 0		AWAY		0- 1		0- 2		0- 0		
3- 4	0- 0	0- 0		NEUTRAL		0- 1		0- 1		3- 2		
5- 11	0- 0	0- 0		CONFERENCE		0- 2		0- 4		5- 5		
3- 5	0- 0	0- 0		HOME		0- 1		0- 2		3- 2		
2- 6	0- 0	0- 0		AWAY		0- 1		0- 2		2- 3		
0- 0	0- 0	0- 0		NEUTRAL		0- 0		0- 0		0- 0		
RPI S	Opponent	Score	RPI S	Opponent	Score	RPI S	Opponent	Score	RPI S	Opponent	Score	
						67 A	Tenn.-Martin	0 3	102 A	Southeast Mo. St.	1 3	
						67 H	Tenn.-Martin	0 3	102 H	Southeast Mo. St.	0 3	
						83 A	Col. of Charleston	0 3	111 N	Weber St.	2 3	
						97 N	Marshall	1 3	117 A	Morehead St.	0 3	
									117 H	Morehead St.	0 3	
									120 A	Xavier	1 3	
									137 A	Cleveland St.	1 3	
									155 A	Murray St.	0 3	
									155 H	Murray St.	0 3	
									195 N	Boston College	0 3	
									210 N	Florida Int'l	1 3	
									227 A	Austin Peay	2 3	
									227 H	Austin Peay	3 1	
									241 N	Tex.-Pan American	3 0	
									242 A	Eastern Ill.	3 2	
									242 H	Eastern Ill.	0 3	
									252 A	Eastern Ky.	0 3	
									252 H	Eastern Ky.	3 1	
									253 N	St. Francis (Pa.)	3 1	
									271 N	Elon	3 0	
									286 A	Tennessee St.	3 0	
									286 H	Tennessee St.	3 1	
LAST 10 GAMES												
						155 A	Murray St.	0 3	286 A	Tennessee St.	3 0	
						67 A	Tenn.-Martin	0 3	227 A	Austin Peay	2 3	
						227 H	Austin Peay	3 1	117 H	Morehead St.	0 3	
						102 H	Southeast Mo. St.	0 3	252 H	Eastern Ky.	3 1	
						242 H	Eastern Ill.	0 3	242 A	Eastern Ill.	3 2	

Non-Div. I Games:

Tennessee Tech

Average RPI Win: 237		WON-LOST	WINNING	LAST 10	STRENGTH OF		OPP. STRENGTH	TEAM	ADJ	CONF.	ADJ CONF.
Average RPI Loss: 142		RECORD	PCT. RANK	GAMES	SCHEDULE		OF SCHEDULE	RPI	RPI	RPI	RPI
DIV. I ONLY		10- 20	.33333	227	3- 7		193	204	227	.40968	239
DIV. I NON-CONF.		6- 10	.375	218	1- 1		176	213	216	.43654	220
TOTALS		RPI 1-25	RPI 26-50		W-L RECORDS		RPI 51-100		RPI 101-150		RPI 150+
10- 20	0- 0	0- 1		OVERALL		0- 5		1- 2		9- 12	
5- 10	0- 0	0- 0		HOME		0- 2		1- 2		4- 6	
3- 9	0- 0	0- 1		AWAY		0- 3		0- 0		3- 5	
2- 1	0- 0	0- 0		NEUTRAL		0- 0		0- 0		2- 1	
6- 10	0- 0	0- 1		NON-CONFERENCE		0- 2		1- 2		5- 5	
3- 5	0- 0	0- 0		HOME		0- 1		1- 2		2- 2	
1- 4	0- 0	0- 1		AWAY		0- 1		0- 0		1- 2	
2- 1	0- 0	0- 0		NEUTRAL		0- 0		0- 0		2- 1	
4- 10	0- 0	0- 0		CONFERENCE		0- 3		0- 0		4- 7	
2- 5	0- 0	0- 0		HOME		0- 1		0- 0		2- 4	
2- 5	0- 0	0- 0		AWAY		0- 2		0- 0		2- 3	
0- 0	0- 0	0- 0		NEUTRAL		0- 0		0- 0		0- 0	
RPI S	Opponent	Score	RPI S	Opponent	Score	RPI S	Opponent	Score	RPI S	Opponent	Score
			26 A	Kansas St.	0 3	67 H	Tenn.-Martin	1 3	102 H	Southeast Mo. St.	1 3
						76 A	Western Ky.	0 3	105 H	Oral Roberts	1 3
						76 H	Western Ky.	0 3	130 H	Nicholls St.	3 0
						84 A	Illinois	0 3	161 H	La.-Lafayette	0 3
						91 A	New Mexico St.	1 3	164 A	Ark.-Little Rock	1 3
									164 H	Ark.-Little Rock	1 3
									171 A	Memphis	0 3
									171 A	Memphis	0 3
									175 H	TCU	0 3
									183 H	North Texas	1 3
									188 H	Mississippi	2 3
									189 A	New Orleans	2 3
									206 A	Middle Tenn.	2 3
									206 H	Middle Tenn.	2 3
									210 A	Florida Int'l	3 2
									210 H	Florida Int'l	3 1
									212 H	Denver	3 1
									226 N	Birmingham-So.	3 1
									243 N	Jacksonville St.	2 3
									248 H	Northwestern St.	3 2
									272 A	South Ala.	3 2
									287 A	Belmont	3 1
									287 H	Belmont	3 0
									287 N	Belmont	3 0
LAST 10 GAMES			210 A	Florida Int'l	3 2	161 H	La.-Lafayette	0 3			
			76 H	Western Ky.	0 3	183 H	North Texas	1 3			
			206 H	Middle Tenn.	2 3	287 N	Belmont	3 0			
			91 A	New Mexico St.	1 3	171 A	Memphis	0 3			
			164 H	Ark.-Little Rock	1 3	272 A	South Ala.	3 2			

Non-Div. I Games:

Arkansas St.

Average RPI Win:	279	WON-LOST RECORD	WINNING PCT. RANK	LAST 10 GAMES	STRENGTH OF SCHEDULE	OPP. STRENGTH OF SCHEDULE	TEAM RPI	ADJ RPI	CONF. RPI	ADJ CONF. RPI	
DIV. I ONLY	14- 19	.42424	193	1- 9	262	265	245	.40902	240	21	21
DIV. I NON-CONF.	9- 4	.69231	66	0- 0	297	305	218	.44365	213	24	22
<hr/>											
TOTALS	RPI 1-25	RPI 26-50		W-L RECORDS		RPI 51-100		RPI 101-150		RPI 150+	
14- 19	0- 0	0- 0		OVERALL		0- 7		0- 5		14- 7	
3- 7	0- 0	0- 0		HOME		0- 3		0- 2		3- 2	
5- 9	0- 0	0- 0		AWAY		0- 4		0- 2		5- 3	
6- 3	0- 0	0- 0		NEUTRAL		0- 0		0- 1		6- 2	
9- 4	0- 0	0- 0		NON-CONFERENCE		0- 1		0- 1		9- 2	
0- 0	0- 0	0- 0		HOME		0- 0		0- 0		0- 0	
3- 1	0- 0	0- 0		AWAY		0- 1		0- 0		3- 0	
6- 3	0- 0	0- 0		NEUTRAL		0- 0		0- 1		6- 2	
5- 15	0- 0	0- 0		CONFERENCE		0- 6		0- 4		5- 5	
3- 7	0- 0	0- 0		HOME		0- 3		0- 2		3- 2	
2- 8	0- 0	0- 0		AWAY		0- 3		0- 2		2- 3	
0- 0	0- 0	0- 0		NEUTRAL		0- 0		0- 0		0- 0	
RPI	S	Opponent	Score	RPI	S	Opponent	Score	RPI	S	Opponent	Score
						73 A Clemson	0 3			129 A Western Caro.	1 3
						83 A Col. of Charleston	1 3			129 H Western Caro.	1 3
						83 H Col. of Charleston	0 3			144 A Furman	1 3
						96 A Davidson	1 3			144 H Furman	1 3
						96 H Davidson	1 3			145 N UNC Asheville	0 3
						99 A Ga. Southern	0 3			187 A Appalachian St.	0 3
						99 H Ga. Southern	0 3			187 H Appalachian St.	0 3
										190 N Alabama A&M	3 1
										235 A East Tenn. St.	0 3
										235 H East Tenn. St.	1 3
										237 N La Salle	1 3
										246 A Chattanooga	0 3
										246 H Chattanooga	3 2
										255 A Mercer	3 2
										267 A UNC Greensboro	3 1
										267 H UNC Greensboro	3 0
										273 N High Point	2 3
										285 N Howard	3 0
										288 A Citadel	3 1
										288 H Citadel	3 2
										293 N South Carolina St.	3 0
										293 N South Carolina St.	3 0
										300 A Rider	3 1
										308 A Savannah St.	3 0
										309 N Coppin St.	3 0
										310 N Lafayette	3 0

Non-Div. I Games:

Wofford

Average RPI Win:	270	WON-LOST	WINNING	LAST 10	STRENGTH OF	OPP. STRENGTH	TEAM	ADJ	CONF.	ADJ CONF.	
Average RPI Loss:	130	RECORD	PCT. RANK	GAMES	SCHEDULE	OF SCHEDULE	RPI	RPI	RPI	RPI	
DIV. I ONLY	12- 18	.4	201	3- 7	254	219	236	.40819	241	31	31
DIV. I NON-CONF.	7- 16	.30435	249	0- 5	200	167	241	.40745	242	30	31

TOTALS	RPI 1-25	RPI 26-50	W-L RECORDS	RPI 51-100	RPI 101-150	RPI 150+
12- 18	0- 1	0- 2	OVERALL	0- 4	0- 3	12- 8
4- 3	0- 0	0- 0	HOME	0- 1	0- 0	4- 2
4- 6	0- 1	0- 1	AWAY	0- 2	0- 1	4- 1
4- 9	0- 0	0- 1	NEUTRAL	0- 1	0- 2	4- 5
7- 16	0- 1	0- 2	NON-CONFERENCE	0- 4	0- 3	7- 6
3- 2	0- 0	0- 0	HOME	0- 1	0- 0	3- 1
2- 6	0- 1	0- 1	AWAY	0- 2	0- 1	2- 1
2- 8	0- 0	0- 1	NEUTRAL	0- 1	0- 2	2- 4
5- 2	0- 0	0- 0	CONFERENCE	0- 0	0- 0	5- 2
1- 1	0- 0	0- 0	HOME	0- 0	0- 0	1- 1
2- 0	0- 0	0- 0	AWAY	0- 0	0- 0	2- 0
2- 1	0- 0	0- 0	NEUTRAL	0- 0	0- 0	2- 1

RPI	S	Opponent	Score	RPI	S	Opponent	Score	RPI	S	Opponent	Score	RPI	S	Opponent	Score
19	A	Long Beach St.	0 3	34	N	San Diego	0 3	52	A	Cal Poly	0 3	103	N	San Jose St.	0 3
				36	A	Texas	0 3	86	N	UC Irvine	0 3	120	A	Xavier	0 3
								91	A	New Mexico St.	0 3	132	N	Wyoming	1 3
								91	H	New Mexico St.	0 3	156	N	Virginia	0 3
												159	N	New Mexico	0 3
												163	A	UTEP	0 3
												175	H	TCU	2 3
												185	N	Tulsa	3 2
												207	H	Southwest Tex. St.	3 0
												210	N	Florida Int'l	0 3
												217	N	IPFW	0 3
												238	N	Tennessee Tech	0 3
												256	A	Tex. A&M-Corp. Chris	3 1
												256	A	Tex. A&M-Corp. Chris	3 2
												256	H	Tex. A&M-Corp. Chris	2 3
												276	A	Prairie View	3 1
												276	H	Prairie View	3 0
												279	H	Centenary (La.)	3 0
												279	N	Centenary (La.)	3 0
												303	N	Lipscomb	3 0
												306	A	Texas Southern	3 0
												306	H	Texas Southern	3 0
												306	N	Texas Southern	3 1
LAST 10 GAMES															
103	N	San Jose St.	0 3	256	A	Tex. A&M-Corp. Chris	3 2								
86	N	UC Irvine	0 3	217	N	IPFW	0 3								
19	A	Long Beach St.	0 3	279	N	Centenary (La.)	3 0								
52	A	Cal Poly	0 3	91	H	New Mexico St.	0 3								
303	N	Lipscomb	3 0	256	H	Tex. A&M-Corp. Chris	2 3								

Non-Div. I Games:	Texas A&M Int'l	3	0	Tex. Permian Basin	3	1	Tex. A&M-Kingsville	3	1	Tex. A&M-Kingsville	2	3	Tex.-Pan American
	Texas A&M Int'l	3	0										

Average RPI Win: 239		WON-LOST	WINNING	LAST 10	STRENGTH OF		OPP. STRENGTH	TEAM	ADJ	CONF.	ADJ CONF.
Average RPI Loss: 135		RECORD	PCT. RANK	GAMES	SCHEDULE		OF SCHEDULE	RPI	RPI	RPI	RPI
DIV. I ONLY		9- 21	.3 247	3- 7	201		196	239	.40721	242	22
DIV. I NON-CONF.		5- 9	.35714 227	0- 1	162		137	208	.4489	209	21
TOTALS		RPI 1-25	RPI 26-50	W-L RECORDS	RPI 51-100		RPI 101-150	RPI 150+			
9- 21	0- 0		0- 3	OVERALL	0- 4		0- 5	9- 9			
4- 9	0- 0		0- 1	HOME	0- 1		0- 2	4- 5			
2- 10	0- 0		0- 1	AWAY	0- 2		0- 3	2- 4			
3- 2	0- 0		0- 1	NEUTRAL	0- 1		0- 0	3- 0			
5- 9	0- 0		0- 3	NON-CONFERENCE	0- 2		0- 1	5- 3			
2- 3	0- 0		0- 1	HOME	0- 0		0- 0	2- 2			
0- 4	0- 0		0- 1	AWAY	0- 1		0- 1	0- 1			
3- 2	0- 0		0- 1	NEUTRAL	0- 1		0- 0	3- 0			
4- 12	0- 0		0- 0	CONFERENCE	0- 2		0- 4	4- 6			
2- 6	0- 0		0- 0	HOME	0- 1		0- 2	2- 3			
2- 6	0- 0		0- 0	AWAY	0- 1		0- 2	2- 3			
0- 0	0- 0		0- 0	NEUTRAL	0- 0		0- 0	0- 0			
RPI S	Opponent	Score	RPI S	Opponent	Score	RPI S	Opponent	Score	RPI S	Opponent	Score
			28 H	Loyola (Ill.)	0 3	67 A	Tenn.-Martin	1 3	102 A	Southeast Mo. St.	0 3
			35 N	Santa Clara	1 3	67 H	Tenn.-Martin	1 3	102 H	Southeast Mo. St.	1 3
			42 A	Missouri	0 3	71 A	St. Louis	0 3	117 A	Morehead St.	0 3
						72 N	San Diego St.	0 3	117 H	Morehead St.	1 3
									134 A	Ill.-Chicago	1 3
									155 A	Murray St.	0 3
									155 H	Murray St.	2 3
									164 N	Ark.-Little Rock	3 2
									173 A	Northern Ariz.	0 3
									191 N	Idaho	3 1
									214 H	IUPUI	2 3
									227 A	Austin Peay	1 3
									227 H	Austin Peay	1 3
									231 H	Toledo	1 3
									236 H	DePaul	3 2
									238 A	Tennessee Tech	3 0
									238 H	Tennessee Tech	2 3
									246 H	Chattanooga	3 2
									249 N	North Carolina St.	3 0
									252 A	Eastern Ky.	1 3
									252 H	Eastern Ky.	3 1
									286 A	Tennessee St.	3 1
									286 H	Tennessee St.	3 0
LAST 10 GAMES											
			102 A	Southeast Mo. St.	0 3	28 H	Loyola (Ill.)	0 3			
			227 A	Austin Peay	1 3	117 A	Morehead St.	0 3			
			238 A	Tennessee Tech	3 0	252 A	Eastern Ky.	1 3			
			286 A	Tennessee St.	3 1	155 H	Murray St.	2 3			
			286 H	Tennessee St.	3 0	67 H	Tenn.-Martin	1 3			

Non-Div. I Games:

Eastern Ill.



Average RPI Win:	257	WON-LOST	WINNING	LAST 10	STRENGTH OF	OPP. STRENGTH	TEAM	ADJ	CONF.	ADJ CONF.	
Average RPI Loss:	171	RECORD	PCT. RANK	GAMES	SCHEDULE	OF SCHEDULE	RPI	RPI	RPI	RPI	
DIV. I ONLY	14- 14	.5	157	7- 3	293	248	240	.40621	243	25	25
DIV. I NON-CONF.	6- 9	.4	203	2- 2	290	249	268	.37917	267	25	25
<hr/>											
TOTALS	RPI 1-25	RPI 26-50		W-L RECORDS		RPI 51-100		RPI 101-150		RPI 150+	
14- 14	0- 0	0- 0		OVERALL		0- 2		1- 3		13- 9	
5- 4	0- 0	0- 0		HOME		0- 0		1- 1		4- 3	
5- 7	0- 0	0- 0		AWAY		0- 2		0- 2		5- 3	
4- 3	0- 0	0- 0		NEUTRAL		0- 0		0- 0		4- 3	
6- 9	0- 0	0- 0		NON-CONFERENCE		0- 2		1- 1		5- 6	
2- 2	0- 0	0- 0		HOME		0- 0		1- 0		1- 2	
1- 5	0- 0	0- 0		AWAY		0- 2		0- 1		1- 2	
3- 2	0- 0	0- 0		NEUTRAL		0- 0		0- 0		3- 2	
8- 5	0- 0	0- 0		CONFERENCE		0- 0		0- 2		8- 3	
3- 2	0- 0	0- 0		HOME		0- 0		0- 1		3- 1	
4- 2	0- 0	0- 0		AWAY		0- 0		0- 1		4- 1	
1- 1	0- 0	0- 0		NEUTRAL		0- 0		0- 0		1- 1	
RPI	S	Opponent	Score	RPI	S	Opponent	Score	RPI	S	Opponent	Score
						62 A Alabama	0 3			112 A UCF	0 3
						98 A Connecticut	0 3			124 H Georgia St.	1 3
										138 A Winthrop	2 3
										138 H Winthrop	3 0
										157 H Jacksonville	1 3
										157 N Jacksonville	0 3
										167 A Fla. Atlantic	0 3
										180 N Va. Commonwealth	0 3
										193 H Stetson	3 1
										197 A Troy St.	3 1
										226 A Birmingham-So.	0 3
										231 A Toledo	0 3
										234 A Samford	3 2
										239 N Arkansas St.	3 2
										245 N Youngstown St.	1 3
										246 H Chattanooga	2 3
										252 H Eastern Ky.	2 3
										255 A Mercer	3 2
										267 N UNC Greensboro	3 0
										287 H Belmont	3 2
										290 H Campbell	3 0
										297 A Gardner-Webb	3 1
										297 N Gardner-Webb	3 2
										301 N Chicago St.	3 1
										303 A Lipscomb	3 1
										303 H Lipscomb	3 0

Non-Div. I Games:

Jacksonville St.

Average RPI Win: 256		WON-LOST RECORD		WINNING PCT. RANK		LAST 10 GAMES		STRENGTH OF SCHEDULE		OPP. STRENGTH OF SCHEDULE		TEAM RPI		ADJ RPI		CONF. RPI		ADJ CONF. RPI	
DIV. I ONLY		11- 20		.35484 222		4- 6		209		252		234		.40343 244		17		17	
DIV. I NON-CONF.		8- 7		.53333 150		3- 1		227		306		217		.43051 223		17		17	
TOTALS		RPI 1-25		RPI 26-50		W-L RECORDS		RPI 51-100		RPI 101-150		RPI 150+							
11- 20		0- 0		0- 2		OVERALL		0- 6		0- 0		11- 12							
6- 8		0- 0		0- 1		HOME		0- 3		0- 0		6- 4							
4- 10		0- 0		0- 1		AWAY		0- 3		0- 0		4- 6							
1- 2		0- 0		0- 0		NEUTRAL		0- 0		0- 0		1- 2							
8- 7		0- 0		0- 0		NON-CONFERENCE		0- 0		0- 0		8- 7							
4- 2		0- 0		0- 0		HOME		0- 0		0- 0		4- 2							
3- 3		0- 0		0- 0		AWAY		0- 0		0- 0		3- 3							
1- 2		0- 0		0- 0		NEUTRAL		0- 0		0- 0		1- 2							
3- 13		0- 0		0- 2		CONFERENCE		0- 6		0- 0		3- 5							
2- 6		0- 0		0- 1		HOME		0- 3		0- 0		2- 2							
1- 7		0- 0		0- 1		AWAY		0- 3		0- 0		1- 3							
0- 0		0- 0		0- 0		NEUTRAL		0- 0		0- 0		0- 0							
RPI S	Opponent	Score		RPI S	Opponent	Score		RPI S	Opponent	Score		RPI S	Opponent	Score					
				38 A	George Mason	0	3	82 A	Hofstra	0	3	180 A	Va. Commonwealth	1	3				
				38 H	George Mason	0	3	82 H	Hofstra	0	3	180 H	Va. Commonwealth	3	2				
								90 A	James Madison	0	3	200 A	Delaware	2	3				
								90 H	James Madison	1	3	200 H	Delaware	2	3				
								100 A	Towson	0	3	203 N	Long Island	1	3				
								100 H	Towson	1	3	204 A	Lehigh	3	2				
												205 A	Albany (N.Y.)	0	3				
												213 A	Loyola (Md.)	1	3				
												213 H	Loyola (Md.)	3	1				
												221 A	Navy	0	3				
												232 A	William & Mary	0	3				
												232 H	William & Mary	0	3				
												237 H	La Salle	0	3				
												250 A	UNC Wilmington	3	1				
												250 H	UNC Wilmington	3	1				
												253 H	St. Francis (Pa.)	2	3				
												253 N	St. Francis (Pa.)	1	3				
												268 A	Md.-East. Shore	3	1				
												268 A	Md.-East. Shore	3	0				
												268 N	Md.-East. Shore	3	0				
												299 H	St. Francis (N.Y.)	3	0				
												307 H	Delaware St.	3	0				
												310 H	Lafayette	3	0				
LAST 10 GAMES																			
				180 A	Va. Commonwealth	1	3	250 A	UNC Wilmington	3	1								
				232 A	William & Mary	0	3	82 A	Hofstra	0	3								
				90 H	James Madison	1	3	268 A	Md.-East. Shore	3	0								
				38 H	George Mason	0	3	268 A	Md.-East. Shore	3	1								
				221 A	Navy	0	3	299 H	St. Francis (N.Y.)	3	0								

Non-Div. I Games:

Drexel

Average RPI Win:		239	WON-LOST	WINNING	LAST 10	STRENGTH OF		OPP. STRENGTH	TEAM	ADJ	CONF.	ADJ CONF.
Average RPI Loss:		132	RECORD	PCT. RANK	GAMES	SCHEDULE		OF SCHEDULE	RPI	RPI	RPI	RPI
DIV. I ONLY			8- 24	.25	266	0- 10		163	187	238	.40172	245
DIV. I NON-CONF.			8- 9	.47059	181	0- 1		237	235	220	.42865	228
TOTALS		RPI 1-25	RPI 26-50		W-L RECORDS		RPI 51-100		RPI 101-150		RPI 150+	
8- 24	0- 1		0- 3		OVERALL		0- 2		1- 9		7- 9	
1- 7	0- 0		0- 1		HOME		0- 1		0- 4		1- 1	
2- 13	0- 0		0- 1		AWAY		0- 1		0- 4		2- 7	
5- 4	0- 1		0- 1		NEUTRAL		0- 0		1- 1		4- 1	
8- 9	0- 1		0- 0		NON-CONFERENCE		0- 0		1- 1		7- 7	
1- 0	0- 0		0- 0		HOME		0- 0		0- 0		1- 0	
2- 6	0- 0		0- 0		AWAY		0- 0		0- 0		2- 6	
5- 3	0- 1		0- 0		NEUTRAL		0- 0		1- 1		4- 1	
0- 15	0- 0		0- 3		CONFERENCE		0- 2		0- 8		0- 2	
0- 7	0- 0		0- 1		HOME		0- 1		0- 4		0- 1	
0- 7	0- 0		0- 1		AWAY		0- 1		0- 4		0- 1	
0- 1	0- 0		0- 1		NEUTRAL		0- 0		0- 0		0- 0	
RPI S	Opponent	Score	RPI S	Opponent	Score	RPI S	Opponent	Score	RPI S	Opponent	Score	
6 N	Minnesota	0 3	28 A	Loyola (Ill.)	0 3	74 A	Wis.-Milwaukee	1 3	133 A	Wright St.	0 3	
			28 H	Loyola (Ill.)	0 3	74 H	Wis.-Milwaukee	0 3	133 H	Wright St.	0 3	
			28 N	Loyola (Ill.)	0 3				134 A	Ill.-Chicago	0 3	
									134 H	Ill.-Chicago	0 3	
									137 A	Cleveland St.	1 3	
									137 H	Cleveland St.	2 3	
									138 N	Winthrop	2 3	
									147 N	Duquesne	3 2	
									149 A	Butler	2 3	
									149 H	Butler	0 3	
									154 N	Iowa St.	1 3	
									160 A	West Virginia	1 3	
									167 A	Fla. Atlantic	1 3	
									169 A	Wis.-Green Bay	0 3	
									169 H	Wis.-Green Bay	1 3	
									172 A	Robert Morris	2 3	
									181 N	Stony Brook	3 0	
									224 A	UMKC	0 3	
									231 A	Toledo	2 3	
									233 A	Buffalo	1 3	
									243 N	Jacksonville St.	3 1	
									249 N	North Carolina St.	3 2	
									253 H	St. Francis (Pa.)	3 0	
									258 A	Canisius	3 1	
									282 A	Niagara	3 0	
									301 N	Chicago St.	3 1	
LAST 10 GAMES			28 N	Loyola (Ill.)	0 3	134 A	Ill.-Chicago	0 3	253 H	St. Francis (Pa.)	3 0	
			149 H	Butler	0 3	74 H	Wis.-Milwaukee	0 3	258 A	Canisius	3 1	
			133 H	Wright St.	0 3	169 H	Wis.-Green Bay	1 3	282 A	Niagara	3 0	
			172 A	Robert Morris	2 3	137 A	Cleveland St.	1 3	301 N	Chicago St.	3 1	
			28 A	Loyola (Ill.)	0 3	133 A	Wright St.	0 3				

Non-Div. I Games:

Youngstown St.

Average RPI Win: 262		WON-LOST RECORD		WINNING PCT. RANK		LAST 10 GAMES		STRENGTH OF SCHEDULE		OPP. STRENGTH OF SCHEDULE		TEAM RPI		ADJ RPI		CONF. RPI		ADJ CONF. RPI	
DIV. I ONLY		10- 22		.3125 239		3- 7		225		238		247		.39943 246		21		21	
DIV. I NON-CONF.		4- 7		.36364 221		1- 0		275		256		265		.38865 261		24		22	
TOTALS		RPI 1-25		RPI 26-50		W-L RECORDS		RPI 51-100		RPI 101-150		RPI 150+							
10- 22		0- 1		0- 0		OVERALL		0- 7		0- 5		10- 9							
5- 5		0- 0		0- 0		HOME		0- 3		0- 2		5- 0							
3- 13		0- 0		0- 0		AWAY		0- 3		0- 3		3- 7							
2- 4		0- 1		0- 0		NEUTRAL		0- 1		0- 0		2- 2							
4- 7		0- 1		0- 0		NON-CONFERENCE		0- 0		0- 1		4- 5							
0- 0		0- 0		0- 0		HOME		0- 0		0- 0		0- 0							
2- 4		0- 0		0- 0		AWAY		0- 0		0- 1		2- 3							
2- 3		0- 1		0- 0		NEUTRAL		0- 0		0- 0		2- 2							
6- 15		0- 0		0- 0		CONFERENCE		0- 7		0- 4		6- 4							
5- 5		0- 0		0- 0		HOME		0- 3		0- 2		5- 0							
1- 9		0- 0		0- 0		AWAY		0- 3		0- 2		1- 4							
0- 1		0- 0		0- 0		NEUTRAL		0- 1		0- 0		0- 0							
RPI	S	Opponent		Score		RPI	S	Opponent		Score		RPI	S	Opponent		Score			
9	N	Georgia Tech		0 3				83 A Col. of Charleston		1 3		124	A	Georgia St.		0 3			
								83 H Col. of Charleston		1 3		129	A	Western Caro.		0 3			
								96 A Davidson		2 3		129	H	Western Caro.		1 3			
								96 H Davidson		1 3		144	A	Furman		1 3			
								99 A Ga. Southern		0 3		144	H	Furman		1 3			
								99 H Ga. Southern		1 3		187	A	Appalachian St.		1 3			
								99 N Ga. Southern		0 3		187	H	Appalachian St.		3 0			
												206	A	Middle Tenn.		0 3			
												226	A	Birmingham-So.		2 3			
												231	N	Toledo		0 3			
												235	A	East Tenn. St.		1 3			
												235	H	East Tenn. St.		3 1			
												236	N	DePaul		0 3			
												240	A	Wofford		2 3			
												240	H	Wofford		3 0			
												242	A	Eastern Ill.		2 3			
												243	A	Jacksonville St.		3 2			
												267	A	UNC Greensboro		0 3			
												267	H	UNC Greensboro		3 0			
												277	A	La.-Monroe		3 0			
												279	N	Centenary (La.)		3 0			
												288	A	Citadel		3 1			
												288	H	Citadel		3 0			
												312	N	Mississippi Val.		3 0			
LAST 10 GAMES																			
						99	N	Ga. Southern		0 3		243	A	Jacksonville St.		3 2			
						288	A	Citadel		3 1		99	A	Ga. Southern		0 3			
						83	A	Col. of Charleston		1 3		129	H	Western Caro.		1 3			
						240	H	Wofford		3 0		267	A	UNC Greensboro		0 3			
						144	H	Furman		1 3		96	A	Davidson		2 3			

Non-Div. I Games:

Chattanooga

Average RPI Win: 224		WON-LOST	WINNING	LAST 10	STRENGTH OF		OPP. STRENGTH	TEAM	ADJ		CONF.	ADJ CONF.
Average RPI Loss: 113		RECORD	PCT. RANK	GAMES	SCHEDULE		OF SCHEDULE	RPI	RPI		RPI	RPI
DIV. I ONLY		3- 23	.11538	298	2- 8		134	121	260		.3993	247
DIV. I NON-CONF.		1- 7	.125	289	1- 0		94	81	236		.42922	226
TOTALS		RPI 1-25	RPI 26-50		W-L RECORDS		RPI 51-100		RPI 101-150		RPI 150+	
3- 23		0- 4	0- 1		OVERALL		0- 8		0- 4		3- 6	
2- 9		0- 1	0- 0		HOME		0- 4		0- 2		2- 2	
1- 10		0- 3	0- 0		AWAY		0- 3		0- 2		1- 2	
0- 4		0- 0	0- 1		NEUTRAL		0- 1		0- 0		0- 2	
1- 7		0- 2	0- 1		NON-CONFERENCE		0- 2		0- 0		1- 2	
1- 1		0- 0	0- 0		HOME		0- 1		0- 0		1- 0	
0- 2		0- 2	0- 0		AWAY		0- 0		0- 0		0- 0	
0- 4		0- 0	0- 1		NEUTRAL		0- 1		0- 0		0- 2	
2- 16		0- 2	0- 0		CONFERENCE		0- 6		0- 4		2- 4	
1- 8		0- 1	0- 0		HOME		0- 3		0- 2		1- 2	
1- 8		0- 1	0- 0		AWAY		0- 3		0- 2		1- 2	
0- 0		0- 0	0- 0		NEUTRAL		0- 0		0- 0		0- 0	
RPI S	Opponent	Score	RPI S	Opponent	Score	RPI S	Opponent	Score	RPI S	Opponent	Score	
4 A	Nebraska	0 3	32 N	Arizona St.	0 3	55 A	Southwest Mo. St.	0 3	101 A	Bradley	1 3	
10 A	Northern Iowa	1 3				55 H	Southwest Mo. St.	0 3	101 H	Bradley	0 3	
10 H	Northern Iowa	0 3				56 H	Kansas	0 3	113 A	Wichita St.	0 3	
24 A	South Carolina	0 3				57 N	Pacific (Cal.)	0 3	113 H	Wichita St.	0 3	
						94 A	Illinois St.	0 3	184 A	Indiana St.	3 0	
						94 H	Illinois St.	0 3	184 H	Indiana St.	1 3	
						95 A	Southern Ill.	0 3	202 N	Fordham	2 3	
						95 H	Southern Ill.	1 3	224 H	UMKC	3 1	
									263 A	Evansville	0 3	
									263 H	Evansville	3 2	
									266 A	Drake	1 3	
									266 H	Drake	2 3	
									301 N	Chicago St.	2 3	
LAST 10 GAMES												
224 H	UMKC	3 1	55 H	Southwest Mo. St.	0 3							
266 H	Drake	2 3	263 A	Evansville	0 3							
184 A	Indiana St.	3 0	95 A	Southern Ill.	0 3							
94 A	Illinois St.	0 3	101 H	Bradley	0 3							
113 H	Wichita St.	0 3	10 H	Northern Iowa	0 3							

Non-Div. I Games:

Creighton

Average RPI Win: 259		WON-LOST RECORD		WINNING PCT. RANK		LAST 10 GAMES		STRENGTH OF SCHEDULE		OPP. STRENGTH OF SCHEDULE		TEAM RPI		ADJ RPI		CONF. RPI		ADJ CONF. RPI	
DIV. I ONLY		11- 25		.30556 244		1- 9		218		213		246		.39912 248		19		19	
DIV. I NON-CONF.		8- 8		.5 161		0- 0		224		266		214		.44035 217		18		19	
TOTALS		RPI 1-25		RPI 26-50		W-L RECORDS		RPI 51-100		RPI 101-150		RPI 150+							
11- 25		0- 0		0- 2		OVERALL		0- 6		0- 7		11- 10							
6- 9		0- 0		0- 1		HOME		0- 2		0- 3		6- 3							
4- 11		0- 0		0- 1		AWAY		0- 2		0- 4		4- 4							
1- 5		0- 0		0- 0		NEUTRAL		0- 2		0- 0		1- 3							
8- 8		0- 0		0- 0		NON-CONFERENCE		0- 2		0- 1		8- 5							
4- 1		0- 0		0- 0		HOME		0- 0		0- 0		4- 1							
3- 2		0- 0		0- 0		AWAY		0- 0		0- 1		3- 1							
1- 5		0- 0		0- 0		NEUTRAL		0- 2		0- 0		1- 3							
3- 17		0- 0		0- 2		CONFERENCE		0- 4		0- 6		3- 5							
2- 8		0- 0		0- 1		HOME		0- 2		0- 3		2- 2							
1- 9		0- 0		0- 1		AWAY		0- 2		0- 3		1- 3							
0- 0		0- 0		0- 0		NEUTRAL		0- 0		0- 0		0- 0							
RPI	S	Opponent	Score	RPI	S	Opponent	Score	RPI	S	Opponent	Score	RPI	S	Opponent	Score				
50	A	Texas-Arlington	0 3	54	N	Eastern Mich.	0 3	122	A	McNeese St.	1 3								
50	H	Texas-Arlington	0 3	70	A	Lamar	0 3	122	H	McNeese St.	1 3								
				70	H	Lamar	0 3	130	A	Nicholls St.	0 3								
				76	N	Western Ky.	1 3	130	H	Nicholls St.	1 3								
				92	A	Stephen F. Austin	0 3	142	A	Southeastern La.	2 3								
				92	H	Stephen F. Austin	1 3	142	H	Southeastern La.	1 3								
								143	A	Louisiana Tech	0 3								
								164	N	Ark.-Little Rock	0 3								
								166	N	Iowa	0 3								
								174	H	Alcorn St.	3 0								
								175	N	TCU	1 3								
								185	H	Tulsa	1 3								
								201	A	Sam Houston St.	3 2								
								201	H	Sam Houston St.	3 0								
								207	A	Southwest Tex. St.	2 3								
								207	H	Southwest Tex. St.	2 3								
								218	A	Texas-San Antonio	2 3								
								218	H	Texas-San Antonio	0 3								
								239	A	Arkansas St.	2 3								
								277	A	La.-Monroe	1 3								
								277	H	La.-Monroe	3 1								
								278	A	Grambling	3 1								
								278	H	Grambling	3 0								
								279	A	Centenary (La.)	3 0								
								279	H	Centenary (La.)	3 0								
								287	N	Belmont	3 1								
								291	A	Western Ill.	3 0								
LAST 10 GAMES																			
218	A	Texas-San Antonio	2 3	142	H	Southeastern La.	1 3	278	H	Grambling	3 0								
207	A	Southwest Tex. St.	2 3	130	H	Nicholls St.	1 3	279	A	Centenary (La.)	3 0								
50	A	Texas-Arlington	0 3	201	A	Sam Houston St.	3 2	279	H	Centenary (La.)	3 0								
70	H	Lamar	0 3	92	A	Stephen F. Austin	0 3	287	N	Belmont	3 1								
122	H	McNeese St.	1 3	277	A	La.-Monroe	1 3	291	A	Western Ill.	3 0								

**Non-Div. I Games:**

Northwestern St.

RPI	S	Opponent	Score	
306	H	Texas Southern	3	0

Northwestern St.

N  
o  
r  
t  
h  
w  
e  
s  
t  
e  
r  
n  
S  
t  
.

N  
o  
r  
t  
h  
w  
e  
s  
t  
e  
r  
n  
S  
t  
.

Average RPI Win:		249	WON-LOST RECORD		WINNING PCT. RANK		LAST 10 GAMES		STRENGTH OF SCHEDULE		OPP. STRENGTH OF SCHEDULE		TEAM RPI		ADJ RPI		CONF. RPI		ADJ CONF. RPI				
DIV. I ONLY			3- 32		.08571	302	0- 10		107		78		254		.39796		249	4		4			
DIV. I NON-CONF.			3- 15		.16667	278	0- 0		146		148		252		.40527		246	4		4			
TOTALS		RPI 1-25		RPI 26-50				W-L RECORDS		RPI 51-100				RPI 101-150				RPI 150+					
3- 32		0- 5		0- 5				OVERALL		0- 7				0- 7				3- 8					
2- 11		0- 2		0- 2				HOME		0- 2				0- 4				2- 1					
1- 12		0- 2		0- 3				AWAY		0- 3				0- 1				1- 3					
0- 9		0- 1		0- 0				NEUTRAL		0- 2				0- 2				0- 4					
3- 15		0- 1		0- 1				NON-CONFERENCE		0- 3				0- 5				3- 5					
2- 3		0- 0		0- 0				HOME		0- 0				0- 3				2- 0					
1- 4		0- 0		0- 1				AWAY		0- 1				0- 0				1- 2					
0- 8		0- 1		0- 0				NEUTRAL		0- 2				0- 2				0- 3					
0- 17		0- 4		0- 4				CONFERENCE		0- 4				0- 2				0- 3					
0- 8		0- 2		0- 2				HOME		0- 2				0- 1				0- 1					
0- 8		0- 2		0- 2				AWAY		0- 2				0- 1				0- 1					
0- 1		0- 0		0- 0				NEUTRAL		0- 0				0- 0				0- 1					
RPI	S	Opponent		Score		RPI	S	Opponent		Score		RPI	S	Opponent		Score		RPI	S	Opponent		Score	
6	N	Minnesota		0	3	40	A	Florida St.		0	3	72	N	San Diego St.		1	3	107	H	Kentucky		1	3
9	A	Georgia Tech		0	3	40	H	Florida St.		0	3	73	A	Clemson		0	3	110	A	Wake Forest		0	3
9	H	Georgia Tech		0	3	42	A	Missouri		0	3	73	H	Clemson		1	3	110	H	Wake Forest		1	3
11	A	North Carolina		0	3	44	A	Duke		0	3	77	A	Maryland		0	3	113	H	Wichita St.		0	3
11	H	North Carolina		0	3	44	H	Duke		0	3	77	H	Maryland		0	3	121	H	Charlotte		0	3
												87	N	Montana St.		0	3	125	N	Kent St.		0	3
												93	A	New Hampshire		0	3	133	N	Wright St.		0	3
																		156	A	Virginia		0	3
																		156	H	Virginia		0	3
																		156	N	Virginia		0	3
																		164	N	Ark.-Little Rock		0	3
																		167	A	Fla. Atlantic		0	3
																		187	A	Appalachian St.		1	3
																		219	H	N.C. A&T		3	2
																		242	N	Eastern Ill.		0	3
																		245	N	Youngstown St.		2	3
																		254	H	East Caro.		3	0
																		273	A	High Point		3	2
						LAST 10 GAMES																	
						156	N	Virginia		0	3	110	A	Wake Forest		0	3						
						156	H	Virginia		0	3	9	H	Georgia Tech		0	3						
						40	H	Florida St.		0	3	73	H	Clemson		1	3						
						77	H	Maryland		0	3	40	A	Florida St.		0	3						
						44	A	Duke		0	3	11	H	North Carolina		0	3						

Non-Div. I Games:

North Carolina St.



Average RPI Win:	239	WON-LOST RECORD	WINNING PCT. RANK	LAST 10 GAMES	STRENGTH OF SCHEDULE	OPP. STRENGTH OF SCHEDULE	TEAM RPI	ADJ RPI	CONF. RPI	ADJ CONF. RPI		
Average RPI Loss:	148											
DIV. I ONLY		7- 22	.24138	269	2- 8	186	205	248	.39316	250	17	17
DIV. I NON-CONF.		4- 9	.30769	244	0- 2	220	263	259	.39656	255	17	17
<hr/>												
TOTALS	RPI 1-25	RPI 26-50		W-L RECORDS		RPI 51-100		RPI 101-150		RPI 150+		
7- 22	0- 0	0- 2		OVERALL		1- 7		0- 3		6- 10		
3- 6	0- 0	0- 1		HOME		1- 2		0- 0		2- 3		
2- 11	0- 0	0- 1		AWAY		0- 3		0- 2		2- 5		
2- 5	0- 0	0- 0		NEUTRAL		0- 2		0- 1		2- 2		
4- 9	0- 0	0- 0		NON-CONFERENCE		0- 2		0- 3		4- 4		
1- 0	0- 0	0- 0		HOME		0- 0		0- 0		1- 0		
1- 4	0- 0	0- 0		AWAY		0- 0		0- 2		1- 2		
2- 5	0- 0	0- 0		NEUTRAL		0- 2		0- 1		2- 2		
3- 13	0- 0	0- 2		CONFERENCE		1- 5		0- 0		2- 6		
2- 6	0- 0	0- 1		HOME		1- 2		0- 0		1- 3		
1- 7	0- 0	0- 1		AWAY		0- 3		0- 0		1- 3		
0- 0	0- 0	0- 0		NEUTRAL		0- 0		0- 0		0- 0		
RPI	S	Opponent	Score	RPI	S	Opponent	Score	RPI	S	Opponent	Score	
				38	A	George Mason	1 3	64	N	Ohio	0 3	
				38	H	George Mason	0 3	82	A	Hofstra	0 3	
								82	H	Hofstra	0 3	
								83	N	Col. of Charleston	0 3	
								90	A	James Madison	0 3	
								90	H	James Madison	3 1	
								100	A	Towson	0 3	
								100	H	Towson	1 3	

Non-Div. I Games:

UNC Wilmington

Average RPI Win: 242		WON-LOST RECORD		WINNING PCT. RANK		LAST 10 GAMES		STRENGTH OF SCHEDULE		OPP. STRENGTH OF SCHEDULE		TEAM RPI		ADJ RPI		CONF. RPI		ADJ CONF. RPI	
DIV. I ONLY		8- 25		.24242 268		2- 8		185		227		252		.39145 251		24		24	
DIV. I NON-CONF.		4- 14		.22222 270		0- 2		152		187		243		.40716 243		23		24	
TOTALS		RPI 1-25		RPI 26-50		W-L RECORDS		RPI 51-100		RPI 101-150		RPI 150+							
8- 25		0- 0		0- 1		OVERALL		0- 5		1- 9		7- 10							
3- 8		0- 0		0- 0		HOME		0- 1		0- 3		3- 4							
2- 13		0- 0		0- 0		AWAY		0- 3		1- 4		1- 6							
3- 4		0- 0		0- 1		NEUTRAL		0- 1		0- 2		3- 0							
4- 14		0- 0		0- 1		NON-CONFERENCE		0- 5		1- 2		3- 6							
0- 4		0- 0		0- 0		HOME		0- 1		0- 0		0- 3							
1- 6		0- 0		0- 0		AWAY		0- 3		1- 0		0- 3							
3- 4		0- 0		0- 1		NEUTRAL		0- 1		0- 2		3- 0							
4- 11		0- 0		0- 0		CONFERENCE		0- 0		0- 7		4- 4							
3- 4		0- 0		0- 0		HOME		0- 0		0- 3		3- 1							
1- 7		0- 0		0- 0		AWAY		0- 0		0- 4		1- 3							
0- 0		0- 0		0- 0		NEUTRAL		0- 0		0- 0		0- 0							
RPI	S	Opponent		Score		RPI	S	Opponent		Score		RPI	S	Opponent		Score			
46	N	Fresno St.		0	3	75	H	Virginia Tech		2	3	125	A	Kent St.		3	0		
						80	N	Rutgers		1	3	138	A	Winthrop		0	3		
						85	A	Villanova		0	3	138	A	Winthrop		0	3		
						89	A	George Washington		0	3	138	H	Winthrop		0	3		
						90	A	James Madison		0	3	140	A	Coastal Caro.		0	3		
												140	H	Coastal Caro.		0	3		
												144	N	Furman		1	3		
												145	A	UNC Asheville		2	3		
												145	H	UNC Asheville		1	3		
												147	N	Duquesne		0	3		
												178	A	Liberty		1	3		
												178	H	Liberty		0	3		
												180	H	Va. Commonwealth		0	3		
												192	N	Morgan St.		3	2		
												226	A	Birmingham-So.		1	3		
												226	H	Birmingham-So.		1	3		
												232	A	William & Mary		1	3		
												234	A	Samford		0	3		
												254	N	East Caro.		3	0		
												258	H	Canisius		1	3		
												270	A	Charleston So.		0	3		
												270	H	Charleston So.		3	0		
												271	A	Elon		1	3		
												271	H	Elon		3	1		
												273	A	High Point		3	1		
												273	H	High Point		2	1		
												274	N	Siena		3	1		
LAST 10 GAMES				138 A Winthrop				0	3	140 A Coastal Caro.				0	3	271 A Elon			
				178 A Liberty				1	3	271 H Elon				3	1	271 H Elon			
				226 H Birmingham-So.				1	3	145 H UNC Asheville				1	3	273 A High Point			
				273 A High Point				3	1	138 H Winthrop				0	3	273 H High Point			
				270 A Charleston So.				0	3	75 H Virginia Tech				2	3	274 N Siena			

Non-Div. I Games:

Radford

Average RPI Win:	252	WON-LOST	WINNING	LAST 10	STRENGTH OF	OPP. STRENGTH	TEAM	ADJ	CONF.	ADJ CONF.	
Average RPI Loss:	159	RECORD	PCT. RANK	GAMES	SCHEDULE	OF SCHEDULE	RPI	RPI	RPI	RPI	
DIV. I ONLY	10- 18	.35714	220	4- 6	266	230	258	.39028	252	22	22
DIV. I NON-CONF.	4- 7	.36364	221	2- 1	298	245	278	.36854	271	21	21
<hr/>											
TOTALS	RPI 1-25	RPI 26-50		W-L RECORDS	RPI 51-100		RPI 101-150		RPI 150+		
10- 18	0- 0	0- 1		OVERALL	0- 2		0- 6		10- 9		
6- 4	0- 0	0- 1		HOME	0- 1		0- 2		6- 0		
4- 9	0- 0	0- 0		AWAY	0- 1		0- 2		4- 6		
0- 5	0- 0	0- 0		NEUTRAL	0- 0		0- 2		0- 3		
<hr/>											
4- 7	0- 0	0- 1		NON-CONFERENCE	0- 0		0- 2		4- 4		
1- 1	0- 0	0- 1		HOME	0- 0		0- 0		1- 0		
3- 2	0- 0	0- 0		AWAY	0- 0		0- 0		3- 2		
0- 4	0- 0	0- 0		NEUTRAL	0- 0		0- 2		0- 2		
<hr/>											
6- 11	0- 0	0- 0		CONFERENCE	0- 2		0- 4		6- 5		
5- 3	0- 0	0- 0		HOME	0- 1		0- 2		5- 0		
1- 7	0- 0	0- 0		AWAY	0- 1		0- 2		1- 4		
0- 1	0- 0	0- 0		NEUTRAL	0- 0		0- 0		0- 1		
<hr/>											
RPI S	Opponent	Score	RPI S	Opponent	Score	RPI S	Opponent	Score	RPI S	Opponent	Score
			45 H	Cincinnati	0 3	67 A	Tenn.-Martin	0 3	102 A	Southeast Mo. St.	0 3
						67 H	Tenn.-Martin	0 3	102 H	Southeast Mo. St.	0 3
									117 A	Morehead St.	0 3
									117 H	Morehead St.	0 3
									125 N	Kent St.	1 3
									137 N	Cleveland St.	0 3
									155 A	Murray St.	1 3
									155 H	Murray St.	3 2
									155 N	Murray St.	1 3
									188 N	Mississippi	0 3
									227 A	Austin Peay	2 3
									227 H	Austin Peay	3 1
									229 A	Montana	0 3
									234 A	Samford	3 1
									238 A	Tennessee Tech	1 3
									238 H	Tennessee Tech	3 0
									242 A	Eastern Ill.	1 3
									242 H	Eastern Ill.	3 1
									243 A	Jacksonville St.	3 2
									261 N	Boise St.	0 3
									286 A	Tennessee St.	3 1
									286 H	Tennessee St.	3 0
									287 A	Belmont	2 3
									303 A	Lipscomb	3 2
									303 H	Lipscomb	3 0

Non-Div. I Games: Kentucky St. 3 0 Kentucky St. 3 0

Eastern Ky.

Average RPI Win: Average RPI Loss:	275 184	WON-LOST RECORD	WINNING PCT. RANK	LAST 10 GAMES	STRENGTH OF SCHEDULE	OPP. STRENGTH OF SCHEDULE	TEAM RPI	ADJ RPI	CONF. RPI	ADJ CONF. RPI		
DIV. I ONLY		16- 19	.45714	176	3- 7	288	276	250	.38695	253	29	29
DIV. I NON-CONF.		9- 13	.40909	202	0- 3	265	259	247	.40209	250	29	29
<hr/>												
TOTALS	RPI 1-25	RPI 26-50		W-L RECORDS		RPI 51-100		RPI 101-150		RPI 150+		
16- 19	0- 0	0- 0		OVERALL		0- 3		0- 4		16- 12		
8- 6	0- 0	0- 0		HOME		0- 1		0- 2		8- 3		
3- 9	0- 0	0- 0		AWAY		0- 1		0- 2		3- 6		
5- 4	0- 0	0- 0		NEUTRAL		0- 1		0- 0		5- 3		
<hr/>												
9- 13	0- 0	0- 0		NON-CONFERENCE		0- 3		0- 4		9- 6		
4- 3	0- 0	0- 0		HOME		0- 1		0- 2		4- 0		
1- 7	0- 0	0- 0		AWAY		0- 1		0- 2		1- 4		
4- 3	0- 0	0- 0		NEUTRAL		0- 1		0- 0		4- 2		
<hr/>												
7- 6	0- 0	0- 0		CONFERENCE		0- 0		0- 0		7- 6		
4- 3	0- 0	0- 0		HOME		0- 0		0- 0		4- 3		
2- 2	0- 0	0- 0		AWAY		0- 0		0- 0		2- 2		
1- 1	0- 0	0- 0		NEUTRAL		0- 0		0- 0		1- 1		
<hr/>												
RPI S	Opponent	Score	RPI S	Opponent	Score	RPI S	Opponent	Score	RPI S	Opponent	Score	
						69 A	Pittsburgh	0 3	137 A	Cleveland St.	0 3	
						89 H	George Washington	0 3	137 H	Cleveland St.	0 3	
						97 N	Marshall	0 3	147 H	Duquesne	1 3	
						148 A	Fairfield	0 3				
						172 H	Robert Morris	0 3				
						172 H	Robert Morris	0 3				
						172 N	Robert Morris	0 3				
						177 A	UMBC	2 3				
						203 H	Long Island	2 3				
						204 A	Lehigh	0 3				
						213 N	Loyola (Md.)	3 1				
						221 H	Navy	3 1				
						225 H	Iona	3 2				
						238 N	Tennessee Tech	1 3				
						244 A	Drexel	3 2				
						244 N	Drexel	3 1				
						245 A	Youngstown St.	0 3				
						258 A	Canisius	1 3				
						264 H	Quinnipiac	3 1				
						271 N	Elon	1 3				
						281 A	Fairleigh Dickinson	2 3				
						281 N	Fairleigh Dickinson	3 1				
						282 A	Niagara	2 3				
						289 H	Central Conn. St.	3 2				
						294 H	Providence	3 2				
						299 H	St. Francis (N.Y.)	3 1				
						299 H	St. Francis (N.Y.)	3 0				
						LAST 10 GAMES			LAST 10 GAMES			
						172 N	Robert Morris	0 3	311 A	Sacred Heart	3 2	
						281 N	Fairleigh Dickinson	3 1	177 A	UMBC	2 3	
203 H	Long Island	2 3	147 H	Duquesne	1 3							
299 H	St. Francis (N.Y.)	3 1	137 H	Cleveland St.	0 3							
148 A	Fairfield	0 3	281 A	Fairleigh Dickinson	2 3							

**Non-Div. I Games:**

St. Francis (Pa.)

RPI	S	Opponent	Score	
300	N	Rider	3	1
304	A	Wagner	3	0
307	N	Delaware St.	3	0
309	H	Coppin St.	3	0
311	A	Sacred Heart	3	2

St. Francis (Pa.)  
.  
)

S  
t  
.  
F  
r  
a  
n  
c  
i  
s  
(  
P  
a  
.  
)

Average RPI Win:	248	WON-LOST RECORD	WINNING PCT. RANK	LAST 10 GAMES	STRENGTH OF SCHEDULE	OPP. STRENGTH OF SCHEDULE	TEAM RPI	ADJ RPI	CONF. RPI	ADJ CONF. RPI	
DIV. I ONLY		6- 26	.1875 285	1- 9	206	114	261	.38682 254	10	10	
DIV. I NON-CONF.		6- 13	.31579 240	1- 2	240	134	249	.40452 248	9	9	
<hr/>											
TOTALS	RPI 1-25	RPI 26-50		W-L RECORDS	RPI 51-100		RPI 101-150		RPI 150+		
6- 26	0- 3	0- 4		OVERALL	0- 4		0- 6		6- 9		
2- 8	0- 0	0- 1		HOME	0- 1		0- 3		2- 3		
3- 12	0- 3	0- 1		AWAY	0- 3		0- 1		3- 4		
1- 6	0- 0	0- 2		NEUTRAL	0- 0		0- 2		1- 2		
6- 13	0- 1	0- 3		NON-CONFERENCE	0- 2		0- 2		6- 5		
2- 2	0- 0	0- 1		HOME	0- 0		0- 0		2- 1		
3- 5	0- 1	0- 0		AWAY	0- 2		0- 0		3- 2		
1- 6	0- 0	0- 2		NEUTRAL	0- 0		0- 2		1- 2		
0- 13	0- 2	0- 1		CONFERENCE	0- 2		0- 4		0- 4		
0- 6	0- 0	0- 0		HOME	0- 1		0- 3		0- 2		
0- 7	0- 2	0- 1		AWAY	0- 1		0- 1		0- 2		
0- 0	0- 0	0- 0		NEUTRAL	0- 0		0- 0		0- 0		
RPI S	Opponent	Score	RPI S	Opponent	Score	RPI S	Opponent	Score	RPI S	Opponent	Score
11 A	North Carolina	1 3	38 N	George Mason	1 3	66 H	Houston	2 3	109 N	Rice	0 3
12 A	Louisville	0 3	44 H	Duke	0 3	68 A	Tennessee	0 3	116 H	Tulane	0 3
14 A	South Fla.	0 3	45 A	Cincinnati	0 3	71 A	St. Louis	0 3	118 H	Southern Miss.	0 3
			46 N	Fresno St.	0 3	73 A	Clemson	0 3	121 A	Charlotte	1 3
									136 H	Marquette	0 3
									144 N	Furman	0 3
									153 A	UAB	0 3
									156 N	Virginia	0 3
									157 N	Jacksonville	3 1
									171 A	Memphis	1 3
									175 H	TCU	1 3
									219 H	N.C. A&T	1 3
									232 A	William & Mary	3 1
									236 H	DePaul	0 3
									249 A	North Carolina St.	0 3
									250 H	UNC Wilmington	3 2
									251 N	Radford	0 3
									267 A	UNC Greensboro	3 1
									271 A	Elon	0 3
									290 A	Campbell	3 1
									290 H	Campbell	3 2
			LAST 10 GAMES								
			66 H Houston			116 H Tulane			0 3		
			175 H TCU			118 H Southern Miss.			0 3		
			171 A Memphis			290 H Campbell			3 2		
			71 A St. Louis			121 A Charlotte			1 3		
			219 H N.C. A&T			271 A Elon			0 3		

**Non-Div. I Games:**

East Caro.

Average RPI Win: 280		WON-LOST RECORD	WINNING PCT. RANK	LAST 10 GAMES	STRENGTH OF SCHEDULE	OPP. STRENGTH OF SCHEDULE	TEAM RPI	ADJ RPI		CONF. RPI	ADJ CONF. RPI
Average RPI Loss: 182											
DIV. I ONLY		14- 15	.48276 166	5- 5	304	263	255	.38657	255	25	25
DIV. I NON-CONF.		11- 7	.61111 106	3- 0	301	275	235	.41825	238	25	25
<hr/>											
TOTALS		RPI 1-25	RPI 26-50		W-L RECORDS		RPI 51-100		RPI 101-150		RPI 150+
14- 15	0- 0		0- 0		OVERALL		0- 0		0- 4		14- 11
4- 8	0- 0		0- 0		HOME		0- 0		0- 2		4- 6
6- 4	0- 0		0- 0		AWAY		0- 0		0- 1		6- 3
4- 3	0- 0		0- 0		NEUTRAL		0- 0		0- 1		4- 2
11- 7	0- 0		0- 0		NON-CONFERENCE		0- 0		0- 2		11- 5
3- 3	0- 0		0- 0		HOME		0- 0		0- 1		3- 2
4- 1	0- 0		0- 0		AWAY		0- 0		0- 0		4- 1
4- 3	0- 0		0- 0		NEUTRAL		0- 0		0- 1		4- 2
3- 8	0- 0		0- 0		CONFERENCE		0- 0		0- 2		3- 6
1- 5	0- 0		0- 0		HOME		0- 0		0- 1		1- 4
2- 3	0- 0		0- 0		AWAY		0- 0		0- 1		2- 2
0- 0	0- 0		0- 0		NEUTRAL		0- 0		0- 0		0- 0
RPI S	Opponent	Score	RPI S	Opponent	Score	RPI S	Opponent	Score	RPI S	Opponent	Score
									112 H	UCF	2 3
									124 A	Georgia St.	0 3
									145 H	UNC Asheville	2 3
									145 N	UNC Asheville	2 3
									157 A	Jacksonville	1 3
									167 H	Fla. Atlantic	1 3
									180 A	Va. Commonwealth	2 3
									186 N	Mississippi St.	0 3
									187 N	Appalachian St.	0 3
									189 A	New Orleans	3 2
									193 A	Stetson	2 3
									197 H	Troy St.	2 3
									226 H	Birmingham-So.	2 3
									234 H	Samford	2 3
									240 H	Wofford	2 3
									243 H	Jacksonville St.	2 3
									250 N	UNC Wilmington	3 1
									271 N	Elon	3 0
									273 A	High Point	3 1
									273 H	High Point	3 0
									279 N	Centenary (La.)	3 0
									287 A	Belmont	3 0
									290 A	Campbell	3 0
									295 N	Hampton	3 0
									297 H	Gardner-Webb	3 1
									302 A	Alabama St.	3 0
									302 H	Alabama St.	3 0
									302 H	Alabama St.	3 0
									234 H	Samford	2 3
									290 A	Campbell	3 0
									297 H	Gardner-Webb	3 1
									193 A	Stetson	2 3
									157 A	Jacksonville	1 3
									197 H	Troy St.	2 3

Non-Div. I Games:

Mercer

RPI	S	Opponent	Score	
303	A	Lipscomb	3	0
303	H	Lipscomb	3	0

Mercer

M  
e  
r  
c  
e  
r

M  
e  
r  
c  
e  
r



Average RPI Win:		286	WON-LOST RECORD		WINNING PCT. RANK		LAST 10 GAMES		STRENGTH OF SCHEDULE		OPP. STRENGTH OF SCHEDULE		TEAM RPI		ADJ RPI		CONF. RPI		ADJ CONF. RPI				
DIV. I ONLY			13- 19		.40625 199		5- 4		281		253		257		.38519 256		31		31				
DIV. I NON-CONF.			7- 15		.31818 239		2- 2		233		221		254		.39244 257		30		31				
TOTALS		RPI 1-25		RPI 26-50				W-L RECORDS		RPI 51-100				RPI 101-150				RPI 150+					
13- 19		0- 1		0- 1				OVERALL		0- 2				0- 4				13- 11					
5- 8		0- 0		0- 0				HOME		0- 0				0- 1				5- 7					
5- 6		0- 0		0- 0				AWAY		0- 2				0- 1				5- 3					
3- 5		0- 1		0- 1				NEUTRAL		0- 0				0- 2				3- 1					
7- 15		0- 1		0- 1				NON-CONFERENCE		0- 2				0- 4				7- 7					
2- 5		0- 0		0- 0				HOME		0- 0				0- 1				2- 4					
3- 6		0- 0		0- 0				AWAY		0- 2				0- 1				3- 3					
2- 4		0- 1		0- 1				NEUTRAL		0- 0				0- 2				2- 0					
6- 4		0- 0		0- 0				CONFERENCE		0- 0				0- 0				6- 4					
3- 3		0- 0		0- 0				HOME		0- 0				0- 0				3- 3					
2- 0		0- 0		0- 0				AWAY		0- 0				0- 0				2- 0					
1- 1		0- 0		0- 0				NEUTRAL		0- 0				0- 0				1- 1					
RPI	S	Opponent		Score		RPI	S	Opponent		Score		RPI	S	Opponent		Score		RPI	S	Opponent		Score	
25	N	Washington		0	3	48	N	Sacramento St.		0	3	58	A	American		0	3	118	A	Southern Miss.		0	3
												70	A	Lamar		1	3	132	H	Wyoming		0	3
																		134	N	Ill.-Chicago		0	3
																		143	N	Louisiana Tech		0	3
																		175	H	TCU		0	3
																		183	A	North Texas		1	3
																		185	H	Tulsa		1	3
																		201	A	Sam Houston St.		1	3
																		201	H	Sam Houston St.		1	3
																		207	H	Southwest Tex. St.		2	3
																		217	H	IPFW		1	3
																		218	A	Texas-San Antonio		1	3
																		226	N	Birmingham-So.		0	3
																		241	A	Tex.-Pan American		3	2
																		241	H	Tex.-Pan American		1	3
																		241	H	Tex.-Pan American		2	3
																		259	A	Southern U.		3	0
																		276	A	Prairie View		3	0
																		276	H	Prairie View		3	1
																		279	A	Centenary (La.)		3	0
																		279	H	Centenary (La.)		3	0
																		279	H	Centenary (La.)		3	1
								LAST 10 GAMES										298	N	Morris Brown		3	0
								279 H Centenary (La.)		3	1	201 H	Sam Houston St.		1	3	303	H	Lipscomb		3	0	
								241 H Tex.-Pan American		2	3	276 H	Prairie View		3	1	304	N	Wagner		3	0	
								303 H Lipscomb		3	0	218 A	Texas-San Antonio		1	3	306	A	Texas Southern		3	0	
								217 H IPFW		1	3	306 A	Texas Southern		3	0	306	A	Texas Southern		3	0	
								241 A Tex.-Pan American		3	2	118 A	Southern Miss.		0	3	306	H	Texas Southern		3	0	

RPI	S	Opponent	Score	
309	N	Coppin St.	3	0

Tex. A&M-Corp. Chris

T  
e  
x  
.  
A  
&  
M  
-  
C  
o  
r  
p  
.  
C  
h  
r  
i  
s

T  
e  
x  
.  
A  
&  
M  
-  
C  
o  
r  
p  
.  
C  
h  
r  
i  
s

Average RPI Win:	270	WON-LOST RECORD	WINNING PCT. RANK	LAST 10 GAMES	STRENGTH OF SCHEDULE	OPP. STRENGTH OF SCHEDULE	TEAM RPI	ADJ RPI	CONF. RPI	ADJ CONF. RPI	
DIV. I ONLY	14- 16	.46667	174	3- 7	291	270	249	.38471	257	23	23
DIV. I NON-CONF.	11- 7	.61111	106	1- 0	306	293	244	.40643	245	22	23
<hr/>											
TOTALS	RPI 1-25	RPI 26-50		W-L RECORDS		RPI 51-100		RPI 101-150		RPI 150+	
14- 16	0- 0	0- 1		OVERALL		0- 2		0- 0		14- 13	
6- 4	0- 0	0- 0		HOME		0- 1		0- 0		6- 3	
4- 8	0- 0	0- 0		AWAY		0- 1		0- 0		4- 7	
4- 4	0- 0	0- 1		NEUTRAL		0- 0		0- 0		4- 3	
11- 7	0- 0	0- 1		NON-CONFERENCE		0- 0		0- 0		11- 6	
4- 0	0- 0	0- 0		HOME		0- 0		0- 0		4- 0	
3- 3	0- 0	0- 0		AWAY		0- 0		0- 0		3- 3	
4- 4	0- 0	0- 1		NEUTRAL		0- 0		0- 0		4- 3	
3- 9	0- 0	0- 0		CONFERENCE		0- 2		0- 0		3- 7	
2- 4	0- 0	0- 0		HOME		0- 1		0- 0		2- 3	
1- 5	0- 0	0- 0		AWAY		0- 1		0- 0		1- 4	
0- 0	0- 0	0- 0		NEUTRAL		0- 0		0- 0		0- 0	
RPI S	Opponent	Score	RPI S	Opponent	Score	RPI S	Opponent	Score	RPI S	Opponent	Score
			41 N	Akron	1 3	93 A	New Hampshire	0 3	158 A	Northeastern	0 3
						93 H	New Hampshire	0 3	158 H	Northeastern	0 3
									181 A	Stony Brook	1 3
									181 H	Stony Brook	3 2
									185 N	Tulsa	1 3
									205 A	Albany (N.Y.)	0 3
									205 H	Albany (N.Y.)	1 3
									223 N	Army	1 3
									225 A	Iona	0 3
									225 H	Iona	3 2
									237 N	La Salle	1 3
									260 H	Auburn	3 2
									262 A	Maine	2 3
									262 H	Maine	3 2
									264 A	Quinnipiac	3 1
									265 N	Dartmouth	3 0
									269 A	Binghamton	3 1
									269 H	Binghamton	1 3
									274 N	Siena	3 0
									282 N	Niagara	3 2
									284 A	Marist	1 3
									284 A	Marist	3 0
									289 A	Central Conn. St.	1 3
									296 A	Colgate	3 0
									299 N	St. Francis (N.Y.)	3 0
									311 H	Sacred Heart	3 0
									311 H	Sacred Heart	3 0

Non-Div. I Games:

Hartford

Average RPI Win: 269		WON-LOST	WINNING	LAST 10	STRENGTH OF		OPP. STRENGTH	TEAM	ADJ	CONF.	ADJ CONF.
Average RPI Loss: 185		RECORD	PCT. RANK	GAMES	SCHEDULE		OF SCHEDULE	RPI	RPI	RPI	RPI
DIV. I ONLY		11- 19	.36667	216	5- 5		252	275	253	.38437	258
DIV. I NON-CONF.		4- 13	.23529	264	0- 1		210	254	270	.37157	270
TOTALS		RPI 1-25	RPI 26-50		W-L RECORDS		RPI 51-100		RPI 101-150		RPI 150+
11- 19	0- 0	0- 0		OVERALL		0- 2		0- 6		11- 11	
7- 9	0- 0	0- 0		HOME		0- 2		0- 3		7- 4	
2- 6	0- 0	0- 0		AWAY		0- 0		0- 2		2- 4	
2- 4	0- 0	0- 0		NEUTRAL		0- 0		0- 1		2- 3	
4- 13	0- 0	0- 0		NON-CONFERENCE		0- 1		0- 5		4- 7	
3- 8	0- 0	0- 0		HOME		0- 1		0- 3		3- 4	
1- 2	0- 0	0- 0		AWAY		0- 0		0- 1		1- 1	
0- 3	0- 0	0- 0		NEUTRAL		0- 0		0- 1		0- 2	
7- 6	0- 0	0- 0		CONFERENCE		0- 1		0- 1		7- 4	
4- 1	0- 0	0- 0		HOME		0- 1		0- 0		4- 0	
1- 4	0- 0	0- 0		AWAY		0- 0		0- 1		1- 3	
2- 1	0- 0	0- 0		NEUTRAL		0- 0		0- 0		2- 1	
RPI S	Opponent	Score	RPI S	Opponent	Score	RPI S	Opponent	Score	RPI S	Opponent	Score
						88 H	Manhattan	0 3	125 A	Kent St.	2 3
						97 H	Marshall	0 3	137 H	Cleveland St.	1 3
									140 N	Coastal Caro.	0 3
									146 H	Syracuse	2 3
									147 H	Duquesne	1 3
									148 A	Fairfield	0 3
									172 H	Robert Morris	1 3
									181 H	Stony Brook	0 3
									213 A	Loyola (Md.)	2 3
									213 N	Loyola (Md.)	2 3
									222 H	St. Peter's	3 0
									225 A	Iona	1 3
									225 N	Iona	3 0
									228 N	Bucknell	2 3
									233 A	Buffalo	0 3
									233 H	Buffalo	2 3
									245 H	Youngstown St.	1 3
									251 A	Radford	3 1
									253 H	St. Francis (Pa.)	3 1
									262 N	Maine	0 3
									269 H	Binghamton	3 1
									274 H	Siena	3 0
									282 A	Niagara	1 3
									282 H	Niagara	3 2
									284 H	Marist	3 0
									296 H	Colgate	3 1
									300 A	Rider	3 1
			LAST 10 GAMES								
			225 N	Iona	3 0	148 A	Fairfield	0 3			
			300 N	Rider	3 1	225 A	Iona	1 3			
			213 N	Loyola (Md.)	2 3	284 H	Marist	3 0			
			222 H	St. Peter's	3 0	274 H	Siena	3 0			
			88 H	Manhattan	0 3	146 H	Syracuse	2 3			

Non-Div. I Games:

Canisius

Canisius

Average RPI Win:	294	WON-LOST	WINNING	LAST 10	STRENGTH OF	OPP. STRENGTH	TEAM	ADJ	CONF.	ADJ CONF.												
Average RPI Loss:	228	RECORD	PCT. RANK	GAMES	SCHEDULE	OF SCHEDULE	RPI	RPI	RPI	RPI												
DIV. I ONLY		16- 16	.5	157	5- 5	286	308	251	.38368	259	32	32										
DIV. I NON-CONF.		4- 6	.4	203	0- 1	291	303	275	.3625	274	32	32										
<hr/>																						
TOTALS	RPI 1-25	RPI 26-50		W-L RECORDS		RPI 51-100		RPI 101-150		RPI 150+												
16- 16	0- 0	0- 0		OVERALL		0- 0		0- 1		16- 15												
6- 7	0- 0	0- 0		HOME		0- 0		0- 1		6- 6												
5- 6	0- 0	0- 0		AWAY		0- 0		0- 0		5- 6												
5- 3	0- 0	0- 0		NEUTRAL		0- 0		0- 0		5- 3												
<hr/>																						
4- 6	0- 0	0- 0		NON-CONFERENCE		0- 0		0- 1		4- 5												
1- 3	0- 0	0- 0		HOME		0- 0		0- 1		1- 2												
1- 2	0- 0	0- 0		AWAY		0- 0		0- 0		1- 2												
2- 1	0- 0	0- 0		NEUTRAL		0- 0		0- 0		2- 1												
<hr/>																						
12- 10	0- 0	0- 0		CONFERENCE		0- 0		0- 0		12- 10												
5- 4	0- 0	0- 0		HOME		0- 0		0- 0		5- 4												
4- 4	0- 0	0- 0		AWAY		0- 0		0- 0		4- 4												
3- 2	0- 0	0- 0		NEUTRAL		0- 0		0- 0		3- 2												
<hr/>																						
RPI	S	Opponent	Score	RPI	S	Opponent	Score	RPI	S	Opponent	Score											
								116	H	Tulane	0	3										
								174	A	Alcorn St.	0	3										
								174	H	Alcorn St.	1	3										
								174	H	Alcorn St.	0	3										
								174	N	Alcorn St.	0	3										
								189	A	New Orleans	0	3										
								190	A	Alabama A&M	0	3										
								190	N	Alabama A&M	0	3										
								256	H	Tex. A&M-Corp. Chris	0	3										
								276	A	Prairie View	3	1										
								276	H	Prairie View	3	2										
								276	N	Prairie View	3	1										
								278	A	Grambling	1	3										
								278	H	Grambling	1	3										
								278	N	Grambling	3	1										
								279	A	Centenary (La.)	0	3										
								279	H	Centenary (La.)	1	3										
								292	A	Jackson St.	3	1										
								292	H	Jackson St.	3	1										
								292	H	Jackson St.	0	3										
								292	N	Jackson St.	3	0										
								LAST 10 GAMES								295	N	Hampton	1	3		
								174	N	Alcorn St.	0	3	276	H	Prairie View	3	2	295	N	Hampton	3	0
								278	N	Grambling	3	1	116	H	Tulane	0	3	298	A	Morris Brown	3	2
								276	N	Prairie View	3	1	312	A	Mississippi Val.	2	3	298	H	Morris Brown	3	1
190	A	Alabama A&M	0	3	305	A	Ark.-Pine Bluff	3	2	298	N	Morris Brown	3	1								
292	N	Jackson St.	3	0	292	H	Jackson St.	0	3	305	A	Ark.-Pine Bluff	3	2								

**Non-Div. I Games:**

**Dillard**

2

3

**Dillard**

**2**

3

## Clark Atlanta

**3**

0

Southern U.

RPI	S	Opponent	Score	
305	H	Ark.-Pine Bluff	3	0
306	A	Texas Southern	3	1
306	H	Texas Southern	3	0
312	A	Mississippi Val.	2	3
312	H	Mississippi Val.	3	2

Southern U.

S  
o  
u  
t  
h  
e  
r  
n  
U  
.

S  
o  
u  
t  
h  
e  
r  
n  
U  
.

Average RPI Win: 284		WON-LOST RECORD		WINNING PCT. RANK		LAST 10 GAMES		STRENGTH OF SCHEDULE		OPP. STRENGTH OF SCHEDULE		TEAM RPI		ADJ RPI		CONF. RPI		ADJ CONF. RPI	
DIV. I ONLY		1- 27		.03571 310		0- 10		100		93		266		.38307 260		5		5	
DIV. I NON-CONF.		1- 11		.08333 295		0- 0		171		185		276		.36676 273		5		5	
TOTALS		RPI 1-25		RPI 26-50		W-L RECORDS		RPI 51-100		RPI 101-150		RPI 150+							
1- 27		0- 5		0- 2		OVERALL		0- 7		0- 5		1- 8							
0- 11		0- 3		0- 1		HOME		0- 2		0- 2		0- 3							
0- 11		0- 2		0- 0		AWAY		0- 3		0- 2		0- 4							
1- 5		0- 0		0- 1		NEUTRAL		0- 2		0- 1		1- 1							
1- 11		0- 0		0- 1		NON-CONFERENCE		0- 2		0- 3		1- 5							
0- 3		0- 0		0- 0		HOME		0- 0		0- 1		0- 2							
0- 3		0- 0		0- 0		AWAY		0- 0		0- 1		0- 2							
1- 5		0- 0		0- 1		NEUTRAL		0- 2		0- 1		1- 1							
0- 16		0- 5		0- 1		CONFERENCE		0- 5		0- 2		0- 3							
0- 8		0- 3		0- 1		HOME		0- 2		0- 1		0- 1							
0- 8		0- 2		0- 0		AWAY		0- 3		0- 1		0- 2							
0- 0		0- 0		0- 0		NEUTRAL		0- 0		0- 0		0- 0							
RPI	S	Opponent		Score	RPI	S	Opponent		Score	RPI	S	Opponent		Score	RPI	S	Opponent		Score
3	H	Florida		0 3	37	N	Temple		0 3	62	A	Alabama		0 3	107	A	Kentucky		0 3
18	A	Arkansas		0 3	49	H	Georgia		0 3	62	H	Alabama		2 3	107	H	Kentucky		0 3
18	H	Arkansas		0 3						64	N	Ohio		0 3	110	A	Wake Forest		0 3
24	A	South Carolina		0 3						68	A	Tennessee		0 3	132	H	Wyoming		0 3
24	H	South Carolina		0 3						75	N	Virginia Tech		0 3	139	N	Southern Methodist		0 3
										78	A	LSU		0 3	159	A	New Mexico		0 3
										78	H	LSU		0 3	186	A	Mississippi St.		0 3
															188	A	Mississippi		0 3
															188	H	Mississippi		0 3
															201	N	Sam Houston St.		0 3
															206	H	Middle Tenn.		0 3
															257	A	Hartford		2 3
															267	H	UNC Greensboro		1 3
															284	N	Marist		3 1
LAST 10 GAMES																			
188	H	Mississippi		0 3	78	A	LSU		0 3										
62	A	Alabama		0 3	68	A	Tennessee		0 3										
3	H	Florida		0 3	62	H	Alabama		2 3										
49	H	Georgia		0 3	24	H	South Carolina		0 3										
18	A	Arkansas		0 3	107	H	Kentucky		0 3										

Non-Div. I Games:

Auburn



Average RPI Win: 252		WON-LOST RECORD		WINNING PCT. RANK		LAST 10 GAMES		STRENGTH OF SCHEDULE		OPP. STRENGTH OF SCHEDULE		TEAM RPI		ADJ RPI		CONF. RPI		ADJ CONF. RPI	
DIV. I ONLY		1- 24		.04 309		0- 10		109		97		268		.38129 261		8		8	
DIV. I NON-CONF.		1- 11		.08333 295		0- 0		235		117		287		.34662 282		11		11	
TOTALS		RPI 1-25		RPI 26-50		W-L RECORDS		RPI 51-100		RPI 101-150		RPI 150+							
1- 24		0- 2		0- 4		OVERALL		0- 3		0- 7		1- 8							
0- 12		0- 1		0- 3		HOME		0- 2		0- 2		0- 4							
0- 10		0- 1		0- 1		AWAY		0- 1		0- 5		0- 2							
1- 2		0- 0		0- 0		NEUTRAL		0- 0		0- 0		1- 2							
1- 11		0- 0		0- 2		NON-CONFERENCE		0- 1		0- 2		1- 6							
0- 6		0- 0		0- 2		HOME		0- 1		0- 1		0- 2							
0- 3		0- 0		0- 0		AWAY		0- 0		0- 1		0- 2							
1- 2		0- 0		0- 0		NEUTRAL		0- 0		0- 0		1- 2							
0- 13		0- 2		0- 2		CONFERENCE		0- 2		0- 5		0- 2							
0- 6		0- 1		0- 1		HOME		0- 1		0- 1		0- 2							
0- 7		0- 1		0- 1		AWAY		0- 1		0- 4		0- 0							
0- 0		0- 0		0- 0		NEUTRAL		0- 0		0- 0		0- 0							
RPI	S	Opponent		Score		RPI	S	Opponent		Score		RPI	S	Opponent		Score			
5	A	Hawaii		0 3		27	H	Eastern Wash.		0 3		63	A	Nevada		0 3			
5	H	Hawaii		0 3		33	H	Utah		0 3		63	H	Nevada		0 3			
						46	A	Fresno St.		1 3		89	H	George Washington		0 3			
						46	H	Fresno St.		0 3									

Non-Div. I Games:

Boise St.

Average RPI Win: 260		WON-LOST RECORD		WINNING PCT. RANK		LAST 10 GAMES		STRENGTH OF SCHEDULE		OPP. STRENGTH OF SCHEDULE		TEAM RPI		ADJ RPI		CONF. RPI		ADJ CONF. RPI	
DIV. I ONLY		9- 21		.3 247		3- 7		235		236		256		.37985 262		23		23	
DIV. I NON-CONF.		6- 12		.33333 234		0- 0		259		216		260		.39015 260		22		23	
TOTALS		RPI 1-25		RPI 26-50		W-L RECORDS		RPI 51-100		RPI 101-150		RPI 150+							
9- 21		0- 0		0- 2		OVERALL		0- 3		0- 3		9- 13							
3- 9		0- 0		0- 1		HOME		0- 1		0- 1		3- 6							
3- 7		0- 0		0- 0		AWAY		0- 2		0- 0		3- 5							
3- 5		0- 0		0- 1		NEUTRAL		0- 0		0- 2		3- 2							
6- 12		0- 0		0- 2		NON-CONFERENCE		0- 1		0- 3		6- 6							
2- 4		0- 0		0- 1		HOME		0- 0		0- 1		2- 2							
1- 3		0- 0		0- 0		AWAY		0- 1		0- 0		1- 2							
3- 5		0- 0		0- 1		NEUTRAL		0- 0		0- 2		3- 2							
3- 9		0- 0		0- 0		CONFERENCE		0- 2		0- 0		3- 7							
1- 5		0- 0		0- 0		HOME		0- 1		0- 0		1- 4							
2- 4		0- 0		0- 0		AWAY		0- 1		0- 0		2- 3							
0- 0		0- 0		0- 0		NEUTRAL		0- 0		0- 0		0- 0							
RPI	S	Opponent		Score	RPI	S	Opponent		Score	RPI	S	Opponent		Score					
		37	H Temple	0 3			60	A Colorado	0 3			115	N Harvard	0 3					
		50	N Texas-Arlington	0 3			93	A New Hampshire	1 3			124	H Georgia St.	1 3					
							93	H New Hampshire	1 3			147	N Duquesne	0 3					
												158	A Northeastern	0 3					
												158	H Northeastern	0 3					
												181	A Stony Brook	3 0					
												181	H Stony Brook	1 3					
												195	A Boston College	1 3					
												196	H Portland	0 3					
												198	N Bowling Green	0 3					
												204	H Lehigh	1 3					
												205	A Albany (N.Y.)	0 3					
												205	H Albany (N.Y.)	0 3					
												222	H St. Peter's	3 2					
												257	A Hartford	2 3					
												257	H Hartford	3 2					
												258	N Canisius	3 0					
												265	N Dartmouth	1 3					
												269	A Binghamton	3 0					
												269	H Binghamton	1 3					
												274	A Siena	1 3					
												280	H Oakland	3 0					
												281	N Fairleigh Dickinson	3 0					
												282	N Niagara	3 2					
												311	A Sacred Heart	3 0					
LAST 10 GAMES																			
		93	A New Hampshire	1 3			269	A Binghamton	3 0			280	H Oakland	3 0					
		158	A Northeastern	0 3			181	A Stony Brook	3 0			281	N Fairleigh Dickinson	3 0					
		181	H Stony Brook	1 3			257	A Hartford	2 3			282	N Niagara	3 2					
		257	H Hartford	3 2			158	H Northeastern	0 3			311	A Sacred Heart	3 0					
		205	A Albany (N.Y.)	0 3			93	H New Hampshire	1 3										

Non-Div. I Games:

Maine

**Non-Div. I Games:**

Evansville

Average RPI Win:	278	WON-LOST RECORD	WINNING PCT. RANK	LAST 10 GAMES	STRENGTH OF SCHEDULE	OPP. STRENGTH OF SCHEDULE	TEAM RPI	ADJ RPI	CONF. RPI	ADJ CONF. RPI	
DIV. I ONLY		10- 15	.4 201	3- 7	285	273	263	.37508 264	29	29	
DIV. I NON-CONF.		5- 9	.35714 227	0- 1	229	247	246	.40316 249	29	29	
<hr/>											
TOTALS	RPI 1-25	RPI 26-50		W-L RECORDS	RPI 51-100		RPI 101-150		RPI 150+		
10- 15	0- 1	0- 1		OVERALL	0- 1		0- 0		10- 12		
3- 5	0- 0	0- 0		HOME	0- 0		0- 0		3- 5		
3- 6	0- 1	0- 0		AWAY	0- 0		0- 0		3- 5		
4- 4	0- 0	0- 1		NEUTRAL	0- 1		0- 0		4- 2		
5- 9	0- 1	0- 1		NON-CONFERENCE	0- 1		0- 0		5- 6		
1- 3	0- 0	0- 0		HOME	0- 0		0- 0		1- 3		
1- 3	0- 1	0- 0		AWAY	0- 0		0- 0		1- 2		
3- 3	0- 0	0- 1		NEUTRAL	0- 1		0- 0		3- 1		
5- 6	0- 0	0- 0		CONFERENCE	0- 0		0- 0		5- 6		
2- 2	0- 0	0- 0		HOME	0- 0		0- 0		2- 2		
2- 3	0- 0	0- 0		AWAY	0- 0		0- 0		2- 3		
1- 1	0- 0	0- 0		NEUTRAL	0- 0		0- 0		1- 1		
<hr/>											
RPI S	Opponent	Score	RPI S	Opponent	Score	RPI S	Opponent	Score	RPI S	Opponent	Score
17 A	Penn St.	0 3	41 N	Akron	0 3	80 N	Rutgers	0 3	172 A	Robert Morris	0 3
									177 H	UMBC	0 3
									195 H	Boston College	0 3
									203 H	Long Island	2 3
									203 N	Long Island	0 3
									205 N	Albany (N.Y.)	3 1
									225 N	Iona	1 3
									228 A	Bucknell	0 3
									237 N	La Salle	3 0
									253 A	St. Francis (Pa.)	1 3
									257 H	Hartford	1 3
									265 A	Dartmouth	3 2
									274 H	Siena	2 3
									281 A	Fairleigh Dickinson	2 3
									283 A	Holy Cross	2 3
									283 N	Holy Cross	3 0
									289 H	Central Conn. St.	3 0
									289 N	Central Conn. St.	3 0
									294 H	Providence	3 1
									299 H	St. Francis (N.Y.)	3 0
									304 A	Wagner	3 0
311 A	Sacred Heart	3 2									
			LAST 10 GAMES								
			203 N Long Island 0 3			289 H Central Conn. St. 3 0					
			304 A Wagner 3 0			177 H UMBC 0 3					
			281 A Fairleigh Dickinson 2 3			253 A St. Francis (Pa.) 1 3					
			299 H St. Francis (N.Y.) 3 0			172 A Robert Morris 0 3					
			203 H Long Island 2 3			195 H Boston College 0 3					

Non-Div. I Games:

Quinnipiac

Average RPI Win: 263		WON-LOST	WINNING	LAST 10	STRENGTH OF		OPP. STRENGTH	TEAM	ADJ	CONF.	ADJ CONF.
Average RPI Loss: 160		RECORD	PCT. RANK	GAMES	SCHEDULE		OF SCHEDULE	RPI	RPI	RPI	RPI
DIV. I ONLY		5- 21	.19231	284	1- 9		183	241	267	.37437	265
DIV. I NON-CONF.		4- 8	.33333	234	0- 0		222	290	257	.39165	259
TOTALS		RPI 1-25	RPI 26-50		W-L RECORDS		RPI 51-100		RPI 101-150		RPI 150+
5- 21	0- 0	0- 0		OVERALL		0- 3		0- 5		5- 13	
2- 9	0- 0	0- 0		HOME		0- 2		0- 1		2- 6	
0- 8	0- 0	0- 0		AWAY		0- 1		0- 2		0- 5	
3- 4	0- 0	0- 0		NEUTRAL		0- 0		0- 2		3- 2	
4- 8	0- 0	0- 0		NON-CONFERENCE		0- 1		0- 1		4- 6	
1- 4	0- 0	0- 0		HOME		0- 1		0- 0		1- 3	
0- 1	0- 0	0- 0		AWAY		0- 0		0- 0		0- 1	
3- 3	0- 0	0- 0		NEUTRAL		0- 0		0- 1		3- 2	
1- 13	0- 0	0- 0		CONFERENCE		0- 2		0- 4		1- 7	
1- 5	0- 0	0- 0		HOME		0- 1		0- 1		1- 3	
0- 7	0- 0	0- 0		AWAY		0- 1		0- 2		0- 4	
0- 1	0- 0	0- 0		NEUTRAL		0- 0		0- 1		0- 0	
RPI S	Opponent	Score	RPI S	Opponent	Score	RPI S	Opponent	Score	RPI S	Opponent	Score
						53 A	Pennsylvania	0 3	115 A	Harvard	1 3
						53 H	Pennsylvania	0 3	115 N	Harvard	0 3
						87 H	Montana St.	0 3	119 A	Princeton	1 3
									119 H	Princeton	2 3
									138 N	Winthrop	0 3
									152 A	Yale	1 3
									152 H	Yale	0 3
									158 N	Northeastern	0 3
									162 A	Cornell	1 3
									162 H	Cornell	2 3
									171 H	Memphis	0 3
									194 A	Brown	1 3
									194 H	Brown	1 3
									195 H	Boston College	0 3
									208 A	Columbia	0 3
									208 H	Columbia	3 2
									257 N	Hartford	0 3
									262 N	Maine	3 1
									264 H	Quinnipiac	2 3
									281 N	Fairleigh Dickinson	3 0
									283 H	Holy Cross	3 1
									283 N	Holy Cross	3 0
									289 A	Central Conn. St.	0 3
LAST 10 GAMES											
						162 A	Cornell	1 3	152 A	Yale	1 3
						208 A	Columbia	0 3	53 A	Pennsylvania	0 3
						119 H	Princeton	2 3	119 A	Princeton	1 3
						53 H	Pennsylvania	0 3	208 H	Columbia	3 2
						194 A	Brown	1 3	162 H	Cornell	2 3

Non-Div. I Games:

Dartmouth

Average RPI Win: 261		WON-LOST	WINNING	LAST 10	STRENGTH OF		OPP. STRENGTH	TEAM	ADJ	CONF.	ADJ CONF.		
Average RPI Loss: 125		RECORD	PCT. RANK	GAMES	SCHEDULE		OF SCHEDULE	RPI	RPI	RPI	RPI		
DIV. I ONLY		7- 25	.21875	273	3- 7		241	155	272	.37327	266	16	16
DIV. I NON-CONF.		3- 11	.21429	271	1- 1		283	202	288	.3389	288	12	12
TOTALS		RPI 1-25	RPI 26-50		W-L RECORDS		RPI 51-100		RPI 101-150		RPI 150+		
7- 25	0- 2	0- 0		OVERALL		0- 8		0- 5		7- 10			
4- 9	0- 1	0- 0		HOME		0- 3		0- 2		4- 3			
2- 12	0- 1	0- 0		AWAY		0- 3		0- 3		2- 5			
1- 4	0- 0	0- 0		NEUTRAL		0- 2		0- 0		1- 2			
3- 11	0- 0	0- 0		NON-CONFERENCE		0- 2		0- 1		3- 8			
2- 2	0- 0	0- 0		HOME		0- 0		0- 0		2- 2			
0- 5	0- 0	0- 0		AWAY		0- 0		0- 1		0- 4			
1- 4	0- 0	0- 0		NEUTRAL		0- 2		0- 0		1- 2			
4- 14	0- 2	0- 0		CONFERENCE		0- 6		0- 4		4- 2			
2- 7	0- 1	0- 0		HOME		0- 3		0- 2		2- 1			
2- 7	0- 1	0- 0		AWAY		0- 3		0- 2		2- 1			
0- 0	0- 0	0- 0		NEUTRAL		0- 0		0- 0		0- 0			
RPI S	Opponent	Score		RPI S	Opponent	Score		RPI S	Opponent	Score			
10 A	Northern Iowa	0 <div>3</div>						55 A	Southwest Mo. St.	0 <div>3</div>			
10 H	Northern Iowa	0 <div>3</div>						55 H	Southwest Mo. St.	1 <div>3</div>			
								65 N	Indiana	0 <div>3</div>			
								91 N	New Mexico St.	0 <div>3</div>			
								94 A	Illinois St.	0 <div>3</div>			
								94 H	Illinois St.	0 <div>3</div>			
								95 A	Southern Ill.	0 <div>3</div>			
								95 H	Southern Ill.	0 <div>3</div>			
										</			

Non-Div. I Games:

Drake

Average RPI Win: 261		WON-LOST	WINNING	LAST 10	STRENGTH OF		OPP. STRENGTH	TEAM	ADJ	CONF.	ADJ CONF.
Average RPI Loss: 163		RECORD	PCT. RANK	GAMES	SCHEDULE		OF SCHEDULE	RPI	RPI	RPI	RPI
DIV. I ONLY		7- 25	.21875	273	3- 7		214	239	269	.37281	267
DIV. I NON-CONF.		2- 10	.16667	278	0- 0		247	255	281	.3505	279
TOTALS		RPI 1-25	RPI 26-50		W-L RECORDS		RPI 51-100		RPI 101-150		RPI 150+
7- 25	0- 0	0- 0		OVERALL		0- 7		0- 7		7- 11	
4- 11	0- 0	0- 0		HOME		0- 4		0- 3		4- 4	
3- 9	0- 0	0- 0		AWAY		0- 3		0- 3		3- 3	
0- 5	0- 0	0- 0		NEUTRAL		0- 0		0- 1		0- 4	
2- 10	0- 0	0- 0		NON-CONFERENCE		0- 1		0- 3		2- 6	
1- 4	0- 0	0- 0		HOME		0- 1		0- 1		1- 2	
1- 1	0- 0	0- 0		AWAY		0- 0		0- 1		1- 0	
0- 5	0- 0	0- 0		NEUTRAL		0- 0		0- 1		0- 4	
5- 15	0- 0	0- 0		CONFERENCE		0- 6		0- 4		5- 5	
3- 7	0- 0	0- 0		HOME		0- 3		0- 2		3- 2	
2- 8	0- 0	0- 0		AWAY		0- 3		0- 2		2- 3	
0- 0	0- 0	0- 0		NEUTRAL		0- 0		0- 0		0- 0	
RPI S	Opponent	Score	RPI S	Opponent	Score	RPI S	Opponent	Score	RPI S	Opponent	Score
						83 A	Col. of Charleston	0 3	129 A	Western Caro.	0 3
						83 H	Col. of Charleston	0 3	129 H	Western Caro.	0 3
						96 A	Davidson	0 3	132 N	Wyoming	0 3
						96 H	Davidson	0 3	138 A	Winthrop	0 3
						97 H	Marshall	0 3	138 H	Winthrop	1 3
						99 A	Ga. Southern	0 3	144 A	Furman	0 3
						99 H	Ga. Southern	0 3	144 H	Furman	1 3
									178 H	Liberty	0 3
									180 N	Va. Commonwealth	0 3
									187 A	Appalachian St.	0 3
									187 H	Appalachian St.	0 3
									206 N	Middle Tenn.	0 3
									235 A	East Tenn. St.	3 2
									235 H	East Tenn. St.	3 2
									240 A	Wofford	0 3
									240 H	Wofford	1 3
									243 N	Jacksonville St.	0 3
									246 A	Chattanooga	0 3
									246 H	Chattanooga	3 0
									254 H	East Caro.	1 3
									260 A	Auburn	3 1
									273 H	High Point	3 2
									288 A	Citadel	3 0
									288 H	Citadel	3 0
									297 N	Gardner-Webb	1 3
LAST 10 GAMES											
			187 A	Appalachian St.	0 3	288 H	Citadel	3 0			
			235 A	East Tenn. St.	3 2	246 H	Chattanooga	3 0			
			99 A	Ga. Southern	0 3	129 H	Western Caro.	0 3			
			96 A	Davidson	0 3	144 A	Furman	0 3			
			83 H	Col. of Charleston	0 3	240 A	Wofford	0 3			

Non-Div. I Games:

UNC Greensboro

M  
d  
.  
-  
E  
a  
s  
t  
.  
S  
h  
o  
r  
e

Md.-East. Shore



RPI	S	Opponent	Score	
309	H	Coppin St.	3	0
309	H	Coppin St.	3	0
309	N	Coppin St.	3	0
309	N	Coppin St.	3	0
310	N	Lafayette	3	1
313	H	Norfolk St.	3	0

Md.-East. Shore

M  
d  
.  
-  
E  
a  
s  
t  
.  
S  
h  
o  
r  
e

M  
d  
.  
-  
E  
a  
s  
t  
.  
S  
h  
o  
r  
e

Average RPI Win:	270	WON-LOST	WINNING	LAST 10	STRENGTH OF	OPP. STRENGTH	TEAM	ADJ	CONF.	ADJ CONF.		
Average RPI Loss:	169	RECORD	PCT. RANK	GAMES	SCHEDULE	OF SCHEDULE	RPI	RPI	RPI	RPI		
DIV. I ONLY		10- 20	.33333	227	3- 7	253	245	259	.37158	269	23	23
DIV. I NON-CONF.		7- 11	.38889	213	2- 0	282	241	263	.38134	266	22	23
<hr/>												
TOTALS	RPI 1-25	RPI 26-50		W-L RECORDS		RPI 51-100		RPI 101-150		RPI 150+		
10- 20	0- 0	0- 0		OVERALL		0- 4		0- 2		10- 14		
3- 8	0- 0	0- 0		HOME		0- 1		0- 1		3- 6		
4- 8	0- 0	0- 0		AWAY		0- 2		0- 1		4- 5		
3- 4	0- 0	0- 0		NEUTRAL		0- 1		0- 0		3- 3		
7- 11	0- 0	0- 0		NON-CONFERENCE		0- 2		0- 2		7- 7		
2- 3	0- 0	0- 0		HOME		0- 0		0- 1		2- 2		
2- 4	0- 0	0- 0		AWAY		0- 1		0- 1		2- 2		
3- 4	0- 0	0- 0		NEUTRAL		0- 1		0- 0		3- 3		
3- 9	0- 0	0- 0		CONFERENCE		0- 2		0- 0		3- 7		
1- 5	0- 0	0- 0		HOME		0- 1		0- 0		1- 4		
2- 4	0- 0	0- 0		AWAY		0- 1		0- 0		2- 3		
0- 0	0- 0	0- 0		NEUTRAL		0- 0		0- 0		0- 0		
RPI	S	Opponent	Score	RPI	S	Opponent	Score	RPI	S	Opponent	Score	
						77 A Maryland	1 3	134 A Ill.-Chicago		0 3		
						89 N George Washington	2 3	146 H Syracuse		0 3		
						93 A New Hampshire	0 3	158 A Northeastern		0 3		
						93 H New Hampshire	0 3	158 H Northeastern		0 3		
								162 N Cornell		1 3		
								166 N Iowa		0 3		
								172 A Robert Morris		1 3		
								177 N UMBC		1 3		
								181 A Stony Brook		2 3		
								181 H Stony Brook		2 3		
								185 H Tulsa		0 3		
								205 A Albany (N.Y.)		0 3		
								205 H Albany (N.Y.)		3 2		
								233 H Buffalo		2 3		
								233 N Buffalo		3 2		
								257 A Hartford		3 1		
								257 H Hartford		1 3		
								258 A Canisius		1 3		
								262 A Maine		3 1		
								262 H Maine		0 3		
								274 A Siena		3 2		
								284 H Marist		3 0		
								285 N Howard		3 0		
								294 N Providence		3 0		
								296 H Colgate		3 0		
								310 A Lafayette		3 0		

Average RPI Win: 280		WON-LOST	WINNING	LAST 10	STRENGTH OF		OPP. STRENGTH	TEAM	ADJ	CONF.	ADJ CONF.
Average RPI Loss: 166		RECORD	PCT. RANK	GAMES	SCHEDULE		OF SCHEDULE	RPI	RPI	RPI	RPI
DIV. I ONLY		7- 27	.20588	278	3- 7		178	262	265	.37093	270
DIV. I NON-CONF.		4- 15	.21053	273	1- 2		138	276	251	.39434	256
TOTALS		RPI 1-25	RPI 26-50		W-L RECORDS		RPI 51-100		RPI 101-150		RPI 150+
7- 27	0- 0	0- 0		OVERALL		0- 6		0- 8		7- 13	
4- 7	0- 0	0- 0		HOME		0- 1		0- 3		4- 3	
2- 12	0- 0	0- 0		AWAY		0- 3		0- 4		2- 5	
1- 8	0- 0	0- 0		NEUTRAL		0- 2		0- 1		1- 5	
4- 15	0- 0	0- 0		NON-CONFERENCE		0- 6		0- 1		4- 8	
2- 2	0- 0	0- 0		HOME		0- 1		0- 0		2- 1	
1- 6	0- 0	0- 0		AWAY		0- 3		0- 1		1- 2	
1- 7	0- 0	0- 0		NEUTRAL		0- 2		0- 0		1- 5	
3- 12	0- 0	0- 0		CONFERENCE		0- 0		0- 7		3- 5	
2- 5	0- 0	0- 0		HOME		0- 0		0- 3		2- 2	
1- 6	0- 0	0- 0		AWAY		0- 0		0- 3		1- 3	
0- 1	0- 0	0- 0		NEUTRAL		0- 0		0- 1		0- 0	
RPI S	Opponent	Score	RPI S	Opponent	Score	RPI S	Opponent	Score	RPI S	Opponent	Score
						69 A	Pittsburgh	0 3	112 A	UCF	0 3
						76 N	Western Ky.	0 3	138 A	Winthrop	0 3
						83 A	Col. of Charleston	0 3	138 H	Winthrop	1 3
						83 H	Col. of Charleston	0 3	140 A	Coastal Caro.	0 3
						89 N	George Washington	0 3	140 H	Coastal Caro.	0 3
						99 A	Ga. Southern	1 3	140 N	Coastal Caro.	0 3
									145 A	UNC Asheville	2 3
									145 H	UNC Asheville	0 3
									171 N	Memphis	0 3
									177 N	UMBC	0 3
									178 A	Liberty	0 3
									178 H	Liberty	2 3
									188 N	Mississippi	2 3
									226 A	Birmingham-So.	0 3
									226 H	Birmingham-So.	1 3
									229 N	Montana	0 3
									234 N	Samford	1 3
									251 A	Radford	0 3
									251 H	Radford	3 0
									271 A	Elon	3 2
									271 H	Elon	1 3
									273 A	High Point	1 3
									273 H	High Point	3 2
									275 H	Bethune-Cookman	3 0
									288 A	Citadel	1 3
									293 A	South Carolina St.	3 0
									293 H	South Carolina St.	3 0
LAST 10 GAMES											
			140 N	Coastal Caro.	0 3	293 H	South Carolina St.	3 0			
			271 A	Elon	3 2	251 H	Radford	3 0			
			273 A	High Point	1 3	178 H	Liberty	2 3			
			138 A	Winthrop	0 3	83 H	Col. of Charleston	0 3			
			145 A	UNC Asheville	2 3	226 A	Birmingham-So.	0 3			

Non-Div. I Games:

Charleston So.

RPI	S	Opponent	Score	
303	N	Lipscomb	3	1

Charleston So.

C  
h  
a  
r  
l  
e  
s  
t  
o  
n  
S  
o  
.

C  
h  
a  
r  
l  
e  
s  
t  
o  
n  
S  
o  
.

Average RPI Win: 256		WON-LOST RECORD	WINNING PCT. RANK		LAST 10 GAMES	STRENGTH OF SCHEDULE		OPP. STRENGTH OF SCHEDULE		TEAM RPI	ADJ RPI		CONF. RPI	ADJ CONF. RPI			
Average RPI Loss: 179																	
DIV. I ONLY		9- 26	.25714	265	3- 7	222		259		264	.36865	271	24	24			
DIV. I NON-CONF.		5- 15	.25	258	1- 2	181		274		258	.38307	265	23	24			
TOTALS		RPI 1-25		RPI 26-50		W-L RECORDS		RPI 51-100		RPI 101-150		RPI 150+					
9- 26	0- 0			0- 0	OVERALL		0- 3		0- 9		9- 14						
4- 7	0- 0			0- 0	HOME		0- 0		0- 4		4- 3						
2- 11	0- 0			0- 0	AWAY		0- 1		0- 4		2- 6						
3- 8	0- 0			0- 0	NEUTRAL		0- 2		0- 1		3- 5						
5- 15	0- 0			0- 0	NON-CONFERENCE		0- 3		0- 3		5- 9						
1- 3	0- 0			0- 0	HOME		0- 0		0- 1		1- 2						
1- 5	0- 0			0- 0	AWAY		0- 1		0- 1		1- 3						
3- 7	0- 0			0- 0	NEUTRAL		0- 2		0- 1		3- 4						
4- 11	0- 0			0- 0	CONFERENCE		0- 0		0- 6		4- 5						
3- 4	0- 0			0- 0	HOME		0- 0		0- 3		3- 1						
1- 6	0- 0			0- 0	AWAY		0- 0		0- 3		1- 3						
0- 1	0- 0			0- 0	NEUTRAL		0- 0		0- 0		0- 1						
RPI	S	Opponent	Score	RPI	S	Opponent	Score	RPI	S	Opponent	Score	RPI	S	Opponent	Score		
								53	A	Pennsylvania	1	3	129	H	Western Caro.	0	3
								88	N	Manhattan	1	3	135	N	St. John's (N.Y.)	0	3
								97	N	Marshall	0	3	137	A	Cleveland St.	0	3
													138	A	Winthrop	0	3
													138	H	Winthrop	1	3
													140	A	Coastal Caro.	0	3
													140	H	Coastal Caro.	1	3
													145	A	UNC Asheville	0	3
													145	H	UNC Asheville	1	3
													178	A	Liberty	0	3
													178	H	Liberty	3	2
													178	N	Liberty	2	3
													180	A	Va. Commonwealth	1	3
													197	A	Troy St.	0	3
													197	H	Troy St.	2	3
													202	N	Fordham	2	3
													226	A	Birmingham-So.	3	2
													226	H	Birmingham-So.	0	3
													238	N	Tennessee Tech	0	3
													250	A	UNC Wilmington	0	3
													251	A	Radford	1	3
													251	H	Radford	3	1
													253	N	St. Francis (Pa.)	3	1
													254	H	East Caro.	3	0
													255	N	Mercer	0	3
													270	A	Charleston So.	3	1
													270	H	Charleston So.	2	3
LAST 10 GAMES																	

Non-Div. I Games:

Elon

RPI	S	Opponent	Score	
273	A	High Point	2	3
273	H	High Point	3	1
275	N	Bethune-Cookman	0	3
295	N	Hampton	3	0
303	N	Lipscomb	3	1

Elon

E  
l  
o  
n

E  
l  
o  
n

Average RPI Win:	242	WON-LOST RECORD	WINNING PCT. RANK	LAST 10 GAMES	STRENGTH OF SCHEDULE	OPP. STRENGTH OF SCHEDULE	TEAM RPI	ADJ RPI	CONF. RPI	ADJ CONF. RPI	
DIV. I ONLY		5- 20	.2 280	0- 10	215	209	270	.36585	272	20	20
DIV. I NON-CONF.		5- 5	.5 161	0- 0	175	248	183	.4746	178	19	18
<hr/>											
TOTALS	RPI 1-25	RPI 26-50		W-L RECORDS	RPI 51-100		RPI 101-150		RPI 150+		
5- 20	0- 0	0- 0		OVERALL	0- 3		0- 4		5- 13		
1- 8	0- 0	0- 0		HOME	0- 1		0- 1		1- 6		
0- 11	0- 0	0- 0		AWAY	0- 2		0- 2		0- 7		
4- 1	0- 0	0- 0		NEUTRAL	0- 0		0- 1		4- 0		
5- 5	0- 0	0- 0		NON-CONFERENCE	0- 0		0- 4		5- 1		
1- 1	0- 0	0- 0		HOME	0- 0		0- 1		1- 0		
0- 3	0- 0	0- 0		AWAY	0- 0		0- 2		0- 1		
4- 1	0- 0	0- 0		NEUTRAL	0- 0		0- 1		4- 0		
0- 15	0- 0	0- 0		CONFERENCE	0- 3		0- 0		0- 12		
0- 7	0- 0	0- 0		HOME	0- 1		0- 0		0- 6		
0- 8	0- 0	0- 0		AWAY	0- 2		0- 0		0- 6		
0- 0	0- 0	0- 0		NEUTRAL	0- 0		0- 0		0- 0		
RPI	S	Opponent	Score	RPI	S	Opponent	Score	RPI	S	Opponent	Score
						76 A Western Ky.	0 3			101 A Bradley	0 3
						91 A New Mexico St.	0 3			102 N Southeast Mo. St.	0 3
						91 H New Mexico St.	1 3			116 H Tulane	2 3
										118 A Southern Miss.	0 3
										161 A La.-Lafayette	0 3
										161 H La.-Lafayette	1 3
										164 H Ark.-Little Rock	1 3
										183 A North Texas	0 3
										183 H North Texas	0 3
										189 A New Orleans	1 3
										189 H New Orleans	1 3
										197 H Troy St.	3 1
										206 A Middle Tenn.	1 3
										210 A Florida Int'l	0 3
										212 A Denver	0 3
										212 H Denver	1 3
										214 N IUPUI	3 2
										226 N Birmingham-So.	3 1
										234 A Samford	2 3
										239 H Arkansas St.	2 3
										275 N Bethune-Cookman	3 1
										297 N Gardner-Webb	3 1
				LAST 10 GAMES							
				212 A Denver	0 3	206 A Middle Tenn.	1 3				
				91 A New Mexico St.	0 3	76 A Western Ky.	0 3				
				189 H New Orleans	1 3	189 A New Orleans	1 3				
				161 H La.-Lafayette	1 3	239 H Arkansas St.	2 3				
				183 H North Texas	0 3	164 H Ark.-Little Rock	1 3				

**Non-Div. I Games:**

South Ala.

Average RPI Win: 243		WON-LOST RECORD		WINNING PCT. RANK		LAST 10 GAMES		STRENGTH OF SCHEDULE		OPP. STRENGTH OF SCHEDULE		TEAM RPI		ADJ RPI		CONF. RPI		ADJ CONF. RPI				
DIV. I ONLY		7- 27		.20588 278		2- 8		220		249		274		.36101 273		24		24				
DIV. I NON-CONF.		5- 11		.3125 241		1- 2		250		236		261		.38544 263		23		24				
TOTALS		RPI 1-25		RPI 26-50		W-L RECORDS		RPI 51-100		RPI 101-150		RPI 150+										
7- 27		0- 0		0- 1		OVERALL		0- 1		0- 12		7- 13										
3- 12		0- 0		0- 0		HOME		0- 0		0- 5		3- 7										
2- 11		0- 0		0- 1		AWAY		0- 0		0- 4		2- 6										
2- 4		0- 0		0- 0		NEUTRAL		0- 1		0- 3		2- 0										
5- 11		0- 0		0- 1		NON-CONFERENCE		0- 1		0- 2		5- 7										
1- 6		0- 0		0- 0		HOME		0- 0		0- 1		1- 5										
2- 4		0- 0		0- 1		AWAY		0- 0		0- 1		2- 2										
2- 1		0- 0		0- 0		NEUTRAL		0- 1		0- 0		2- 0										
2- 16		0- 0		0- 0		CONFERENCE		0- 0		0- 10		2- 6										
2- 6		0- 0		0- 0		HOME		0- 0		0- 4		2- 2										
0- 7		0- 0		0- 0		AWAY		0- 0		0- 3		0- 4										
0- 3		0- 0		0- 0		NEUTRAL		0- 0		0- 3		0- 0										
RPI	S	Opponent		Score		RPI	S	Opponent		Score		RPI	S	Opponent		Score						
				44	A	Duke		0	3	97	N	Marshall		1	3	124	A	Georgia St.		0	3	
																	129	H	Western Caro.		0	3
																	138	A	Winthrop		0	3
																	138	H	Winthrop		1	3
																	138	N	Winthrop		1	3
																	140	A	Coastal Caro.		0	3
																	140	H	Coastal Caro.		0	3
																	145	A	UNC Asheville		1	3
																	145	H	UNC Asheville		0	3
																	145	H	UNC Asheville		2	3
																	145	N	UNC Asheville		1	3
																	145	N	UNC Asheville		1	3
																	174	N	Alcorn St.		3	1
																	178	A	Liberty		0	3
																	178	H	Liberty		1	3
																	187	H	Appalachian St.		0	3
																	226	A	Birmingham-So.		3	1
																	226	H	Birmingham-So.		1	3
																	232	H	William & Mary		3	2
																	240	N	Wofford		3	2
																	249	H	North Carolina St.		2	3
																	250	H	UNC Wilmington		1	3
																	251	A	Radford		1	2
																	251	H	Radford		1	3
																	255	A	Mercer		0	3
																	255	H	Mercer		1	3
																	267	A	UNC Greensboro		2	3
LAST 10 GAMES																						
				145	N	UNC Asheville		1	3	271	A	Elon		1	3	251	A	Radford		1	2	
				140	H	Coastal Caro.		0	3	178	H	Liberty		1	3	251	H	Radford		1	3	
				270	H	Charleston So.		3	1	251	H	Radford		1	3	255	A	Mercer		0	3	
				124	A	Georgia St.		0	3	226	H	Birmingham-So.		1	3	255	H	Mercer		1	3	
				174	N	Alcorn St.		3	1	145	H	UNC Asheville		0	3	267	A	UNC Greensboro		2	3	

Non-Div. I Games:

High Point



RPI	S	Opponent	Score	
270	A	Charleston So.	2	3
270	H	Charleston So.	3	1
271	A	Elon	1	3
271	H	Elon	3	2
290	A	Campbell	3	2

High Point

H  
i  
g  
h  
P  
o  
i  
n  
t

H  
i  
g  
h  
P  
o  
i  
n  
t

Average RPI Win: 280		WON-LOST RECORD		WINNING PCT. RANK		LAST 10 GAMES		STRENGTH OF SCHEDULE		OPP. STRENGTH OF SCHEDULE		TEAM RPI		ADJ RPI		CONF. RPI		ADJ CONF. RPI	
DIV. I ONLY		8- 22		.26667 258		3- 7		244		283		276		.3577 274		26		27	
DIV. I NON-CONF.		5- 12		.29412 252		0- 2		244		269		267		.37594 268		27		27	
TOTALS		RPI 1-25		RPI 26-50		W-L RECORDS		RPI 51-100		RPI 101-150		RPI 150+							
8- 22		0- 0		0- 0		OVERALL		0- 5		0- 4		8- 13							
4- 6		0- 0		0- 0		HOME		0- 0		0- 2		4- 4							
2- 9		0- 0		0- 0		AWAY		0- 2		0- 1		2- 6							
2- 7		0- 0		0- 0		NEUTRAL		0- 3		0- 1		2- 3							
5- 12		0- 0		0- 0		NON-CONFERENCE		0- 2		0- 3		5- 7							
3- 3		0- 0		0- 0		HOME		0- 0		0- 1		3- 2							
1- 5		0- 0		0- 0		AWAY		0- 1		0- 1		1- 3							
1- 4		0- 0		0- 0		NEUTRAL		0- 1		0- 1		1- 2							
3- 10		0- 0		0- 0		CONFERENCE		0- 3		0- 1		3- 6							
1- 3		0- 0		0- 0		HOME		0- 0		0- 1		1- 2							
1- 4		0- 0		0- 0		AWAY		0- 1		0- 0		1- 3							
1- 3		0- 0		0- 0		NEUTRAL		0- 2		0- 0		1- 1							
RPI	S	Opponent		Score	RPI	S	Opponent		Score	RPI	S	Opponent		Score	RPI	S	Opponent		Score
							85	A	Villanova	0 3			135	H	St. John's (N.Y.)	1 3			
							88	A	Manhattan	0 3			146	A	Syracuse	0 3			
							88	N	Manhattan	0 3			147	N	Duquesne	0 3			
							88	N	Manhattan	0 3			148	H	Fairfield	0 3			
							100	N	Towson	0 3			205	A	Albany (N.Y.)	1 3			
													213	H	Loyola (Md.)	0 3			
													222	A	St. Peter's	0 3			
													223	A	Army	1 3			
													223	H	Army	0 3			
													225	H	Iona	0 3			
													237	A	La Salle	1 3			
													251	N	Radford	1 3			
													257	N	Hartford	0 3			
													258	A	Canisius	0 3			
													262	H	Maine	3 1			
													264	A	Quinnipiac	3 2			
													269	H	Binghamton	2 3			
													281	H	Fairleigh Dickinson	3 0			
													281	N	Fairleigh Dickinson	3 0			
													282	A	Niagara	3 2			
													284	A	Marist	1 3			
													284	N	Marist	3 2			
													289	H	Central Conn. St.	3 2			
													300	H	Rider	3 1			
													300	N	Rider	2 3			
LAST 10 GAMES																			
							300	N	Rider	2 3			148	H	Fairfield	0 3			
							284	N	Marist	3 2			269	H	Binghamton	2 3			
							88	N	Manhattan	0 3			282	A	Niagara	3 2			
							205	A	Albany (N.Y.)	1 3			258	A	Canisius	0 3			
							225	H	Iona	0 3			300	H	Rider	3 1			

Non-Div. I Games:

Siena

[illegible]

**Non-Div. I Games:**

Bethune-Cookman

RPI	S	Opponent	Score	
309	H	Coppin St.	3	0
313	A	Norfolk St.	3	0
313	H	Norfolk St.	3	0

Bethune-Cookman

B  
e  
t  
h  
u  
n  
e  
-  
C  
o  
o  
k  
m  
a  
n

B  
e  
t  
h  
u  
n  
e  
-  
C  
o  
o  
k  
m  
a  
n

[illegible]

**Non-Div. I Games:**

Prairie View

RPI	S	Opponent	Score	
305	N	Ark.-Pine Bluff	3	1
306	A	Texas Southern	3	2
306	H	Texas Southern	3	0
312	A	Mississippi Val.	3	1
312	N	Mississippi Val.	3	0
312	N	Mississippi Val.	3	1

Prairie View

P  
r  
a  
i  
r  
i  
e  
V  
i  
e  
w

P  
r  
a  
i  
r  
i  
e  
V  
i  
e  
w

Average RPI Win:	265	WON-LOST RECORD	WINNING PCT. RANK	LAST 10 GAMES	STRENGTH OF SCHEDULE	OPP. STRENGTH OF SCHEDULE	TEAM RPI	ADJ RPI	CONF. RPI	ADJ CONF. RPI	
Average RPI Loss:	157										
DIV. I ONLY		5- 26	.16129 288	1- 9	227	210	281	.35316 277	19	19	
DIV. I NON-CONF.		3- 8	.27273 256	0- 0	280	277	280	.35245 278	18	19	
<hr/>											
TOTALS	RPI 1-25	RPI 26-50		W-L RECORDS		RPI 51-100		RPI 101-150		RPI 150+	
5- 26	0- 0	0- 2		OVERALL		0- 4		0- 7		5- 13	
3- 10	0- 0	0- 1		HOME		0- 2		0- 3		3- 4	
1- 13	0- 0	0- 1		AWAY		0- 2		0- 4		1- 6	
1- 3	0- 0	0- 0		NEUTRAL		0- 0		0- 0		1- 3	
<hr/>											
3- 8	0- 0	0- 0		NON-CONFERENCE		0- 0		0- 1		3- 7	
1- 2	0- 0	0- 0		HOME		0- 0		0- 0		1- 2	
1- 3	0- 0	0- 0		AWAY		0- 0		0- 1		1- 2	
1- 3	0- 0	0- 0		NEUTRAL		0- 0		0- 0		1- 3	
<hr/>											
2- 18	0- 0	0- 2		CONFERENCE		0- 4		0- 6		2- 6	
2- 8	0- 0	0- 1		HOME		0- 2		0- 3		2- 2	
0- 10	0- 0	0- 1		AWAY		0- 2		0- 3		0- 4	
0- 0	0- 0	0- 0		NEUTRAL		0- 0		0- 0		0- 0	
<hr/>											
RPI S	Opponent	Score	RPI S	Opponent	Score	RPI S	Opponent	Score	RPI S	Opponent	Score
			50 A	Texas-Arlington	0 3	70 A	Lamar	0 3	122 A	McNeese St.	1 3
			50 H	Texas-Arlington	0 3	70 H	Lamar	0 3	122 H	McNeese St.	0 3
						92 A	Stephen F. Austin	0 3	130 A	Nicholls St.	0 3
						92 H	Stephen F. Austin	0 3	130 H	Nicholls St.	0 3
									142 A	Southeastern La.	0 3
									142 H	Southeastern La.	0 3
									143 A	Louisiana Tech	0 3
									163 N	UTEP	0 3
									176 N	Oklahoma	0 3
									185 A	Tulsa	0 3
									196 A	Portland	0 3
									199 N	Portland St.	0 3
									201 A	Sam Houston St.	0 3
									201 H	Sam Houston St.	0 3
									207 A	Southwest Tex. St.	0 3
									207 H	Southwest Tex. St.	3 2
									218 A	Texas-San Antonio	0 3
									218 H	Texas-San Antonio	0 3
									246 H	Chattanooga	0 3
									248 A	Northwestern St.	1 3
									248 H	Northwestern St.	3 1
			LAST 10 GAMES						278 A	Grambling	3 0
			207 A	Southwest Tex. St.	0 3	142 H	Southeastern La.	0 3	278 N	Grambling	3 0
			218 A	Texas-San Antonio	0 3	50 A	Texas-Arlington	0 3	279 H	Centenary (La.)	2 3
			122 H	McNeese St.	0 3	92 A	Stephen F. Austin	0 3	312 H	Mississippi Val.	3 0
			70 H	Lamar	0 3	201 A	Sam Houston St.	0 3			
			130 H	Nicholls St.	0 3	248 H	Northwestern St.	3 1			

Non-Div. I Games:

La.-Monroe

Average RPI Win:	298	WON-LOST RECORD	WINNING PCT. RANK	LAST 10 GAMES	STRENGTH OF SCHEDULE	OPP. STRENGTH OF SCHEDULE	TEAM RPI	ADJ RPI	CONF. RPI	ADJ CONF. RPI	
Average RPI Loss:	209										
DIV. I ONLY		19- 24	.44186 183	6- 4	302	297	273	.35084 278	32	32	
DIV. I NON-CONF.		0- 14	0 303	0- 1	285	239	311	.26456 311	32	32	
<hr/>											
TOTALS	RPI 1-25	RPI 26-50		W-L RECORDS	RPI 51-100		RPI 101-150		RPI 150+		
19- 24	0- 0	0- 0		OVERALL	0- 0		0- 3		19- 21		
7- 7	0- 0	0- 0		HOME	0- 0		0- 1		7- 6		
8- 8	0- 0	0- 0		AWAY	0- 0		0- 1		8- 7		
4- 9	0- 0	0- 0		NEUTRAL	0- 0		0- 1		4- 8		
<hr/>											
0- 14	0- 0	0- 0		NON-CONFERENCE	0- 0		0- 3		0- 11		
0- 5	0- 0	0- 0		HOME	0- 0		0- 1		0- 4		
0- 5	0- 0	0- 0		AWAY	0- 0		0- 1		0- 4		
0- 4	0- 0	0- 0		NEUTRAL	0- 0		0- 1		0- 3		
<hr/>											
19- 10	0- 0	0- 0		CONFERENCE	0- 0		0- 0		19- 10		
7- 2	0- 0	0- 0		HOME	0- 0		0- 0		7- 2		
8- 3	0- 0	0- 0		AWAY	0- 0		0- 0		8- 3		
4- 5	0- 0	0- 0		NEUTRAL	0- 0		0- 0		4- 5		
<hr/>											
RPI S	Opponent	Score	RPI S	Opponent	Score	RPI S	Opponent	Score	RPI S	Opponent	Score
									142 N	Southeastern La.	0 3
									143 A	Louisiana Tech	0 3
									143 H	Louisiana Tech	0 3
									174 A	Alcorn St.	0 3
									174 H	Alcorn St.	0 3
									174 H	Alcorn St.	0 3
									174 N	Alcorn St.	0 3
									174 N	Alcorn St.	0 3
									174 N	Alcorn St.	0 3
									176 N	Oklahoma	0 3
									183 A	North Texas	0 3
									185 A	Tulsa	0 3
									185 H	Tulsa	0 3
									185 N	Tulsa	0 3
									190 N	Alabama A&M	0 3
									248 A	Northwestern St.	0 3
									248 H	Northwestern St.	1 3
									259 A	Southern U.	3 1
									259 H	Southern U.	3 1
									259 N	Southern U.	1 3
									276 A	Prairie View	3 2
									276 A	Prairie View	1 3
									277 H	La.-Monroe	0 3
									277 N	La.-Monroe	0 3
									279 A	Centenary (La.)	2 3
									279 H	Centenary (La.)	1 3
									292 A	Jackson St.	0 3
LAST 10 GAMES									276 A	Prairie View	1 3
259 N Southern U.			1 3	306 A Texas Southern			3 0	277 H	La.-Monroe	0 3	
306 N Texas Southern			3 0	306 A Texas Southern			3 0	277 N	La.-Monroe	0 3	
174 N Alcorn St.			0 3	174 A Alcorn St.			0 3	279 A	Centenary (La.)	2 3	
302 N Alabama St.			3 1	312 A Mississippi Val.			3 1	279 H	Centenary (La.)	1 3	
279 H Centenary (La.)			1 3	259 H Southern U.			3 1	292 A	Jackson St.	0 3	



RPI	S	Opponent	Score	
292	A	Jackson St.	3	2
292	H	Jackson St.	3	1
292	H	Jackson St.	3	1
302	N	Alabama St.	3	1
305	A	Ark.-Pine Bluff	3	1
305	A	Ark.-Pine Bluff	3	0
305	H	Ark.-Pine Bluff	3	0
305	H	Ark.-Pine Bluff	3	0
306	A	Texas Southern	3	0
306	A	Texas Southern	3	0
306	N	Texas Southern	3	1
306	N	Texas Southern	3	0
306	N	Texas Southern	3	0
312	A	Mississippi Val.	3	1
312	H	Mississippi Val.	3	0
312	H	Mississippi Val.	3	2

Grambling

G  
r  
a  
m  
b  
l  
i  
n  
g

G  
r  
a  
m  
b  
l  
i  
n  
g

Average RPI Win:	287	WON-LOST RECORD	WINNING PCT. RANK	LAST 10 GAMES		STRENGTH OF SCHEDULE	OPP. STRENGTH OF SCHEDULE	TEAM RPI	ADJ RPI	CONF. RPI	ADJ CONF. RPI
DIV. I ONLY		13- 27	.325    234	3- 6		269	282	275	.34669    279	31	31
DIV. I NON-CONF.		12- 21	.36364    221	2- 3		226	278	250	.3841    264	30	31
TOTALS	RPI 1-25		RPI 26-50	W-L RECORDS		RPI 51-100			RPI 101-150		RPI 150+
13- 27	0- 0		0- 0	OVERALL		0- 2			0- 9		13- 16
4- 6	0- 0		0- 0	HOME		0- 0			0- 3		4- 3
5- 12	0- 0		0- 0	AWAY		0- 1			0- 4		5- 7
4- 9	0- 0		0- 0	NEUTRAL		0- 1			0- 2		4- 6
12- 21	0- 0		0- 0	NON-CONFERENCE		0- 2			0- 9		12- 10
4- 5	0- 0		0- 0	HOME		0- 0			0- 3		4- 2
5- 9	0- 0		0- 0	AWAY		0- 1			0- 4		5- 4
3- 7	0- 0		0- 0	NEUTRAL		0- 1			0- 2		3- 4
1- 6	0- 0		0- 0	CONFERENCE		0- 0			0- 0		1- 6
0- 1	0- 0		0- 0	HOME		0- 0			0- 0		0- 1
0- 3	0- 0		0- 0	AWAY		0- 0			0- 0		0- 3
1- 2	0- 0		0- 0	NEUTRAL		0- 0			0- 0		1- 2
RPI   S   Opponent	Score		RPI   S   Opponent	Score		RPI   S   Opponent	Score		RPI   S   Opponent	Score	
						66   N   Houston	0   3		116   A   Tulane	0   3	
						70   A   Lamar	0   3		116   A   Tulane	0   3	
									122   A   McNeese St.	0   3	
									122   H   McNeese St.	0   3	
									142   H   Southeastern La.	0   3	
									142   N   Southeastern La.	0   3	
									143   A   Louisiana Tech	0   3	
									143   H   Louisiana Tech	0   3	
									143   N   Louisiana Tech	0   3	
									174   N   Alcorn St.	0   3	
									185   A   Tulsa	0   3	
									185   H   Tulsa	0   3	
									186   N   Mississippi St.	0   3	
									189   A   New Orleans	0   3	
									217   N   IPFW	0   3	
									241   A   Tex.-Pan American	0   3	
									241   N   Tex.-Pan American	0   3	
									246   N   Chattanooga	0   3	
									248   A   Northwestern St.	0   3	
									248   H   Northwestern St.	0   3	
									255   N   Mercer	0   3	
				LAST 10 GAMES					256   A   Tex. A&M-Corp. Chris	1   3	
				256   A   Tex. A&M-Corp. Chris	1   3				256   A   Tex. A&M-Corp. Chris	0   3	
				217   N   IPFW	0   3				256   H   Tex. A&M-Corp. Chris	0   3	
				303   N   Lipscomb	3   2				259   A   Southern U.	3   1	
				241   N   Tex.-Pan American	0   3				259   H   Southern U.	3   0	
				278   A   Grambling	3   1				276   A   Prairie View	3   1	
									259   H   Southern U.	3   0	
									276   A   Prairie View	3   1	

**Non-Div. I Games:            East Tex. Baptist**

1	3	Tex. A&M-Commerce	0	3
---	---	-------------------	---	---

Texas Woman's	0	3
---------------	---	---

Centenary (La.)

RPI	S	Opponent	Score	
276	A	Prairie View	1	3
276	H	Prairie View	3	1
277	A	La.-Monroe	3	2
278	A	Grambling	3	1
278	H	Grambling	3	2
292	N	Jackson St.	3	0
303	N	Lipscomb	3	2
305	N	Ark.-Pine Bluff	3	2
306	A	Texas Southern	3	1
306	H	Texas Southern	3	1
312	N	Mississippi Val.	3	0

Centenary (La.)

C  
e  
n  
t  
e  
n  
a  
r  
y  
(  
L  
a  
.  
)

C  
e  
n  
t  
e  
n  
a  
r  
y  
(  
L  
a  
.  
)

Average RPI Win:		279	WON-LOST RECORD		WINNING PCT. RANK		LAST 10 GAMES		STRENGTH OF SCHEDULE		OPP. STRENGTH OF SCHEDULE		TEAM RPI		ADJ RPI		CONF. RPI		ADJ CONF. RPI	
Average RPI Loss:		154																		
DIV. I ONLY			4- 27		.12903 296		2- 8		205		230		282		.34618 280		27		26	
DIV. I NON-CONF.			0- 19		0 303		0- 2		108		181		272		.35845 275		26		26	
TOTALS		RPI 1-25		RPI 26-50		W-L RECORDS		RPI 51-100		RPI 101-150		RPI 150+								
4- 27		0- 2		0- 1		OVERALL		0- 3		0- 7		4- 14								
3- 7		0- 0		0- 0		HOME		0- 1		0- 3		3- 3								
1- 13		0- 1		0- 1		AWAY		0- 0		0- 3		1- 8								
0- 7		0- 1		0- 0		NEUTRAL		0- 2		0- 1		0- 3								
0- 19		0- 2		0- 1		NON-CONFERENCE		0- 3		0- 3		0- 10								
0- 4		0- 0		0- 0		HOME		0- 1		0- 1		0- 2								
0- 8		0- 1		0- 1		AWAY		0- 0		0- 1		0- 5								
0- 7		0- 1		0- 0		NEUTRAL		0- 2		0- 1		0- 3								
4- 8		0- 0		0- 0		CONFERENCE		0- 0		0- 4		4- 4								
3- 3		0- 0		0- 0		HOME		0- 0		0- 2		3- 1								
1- 5		0- 0		0- 0		AWAY		0- 0		0- 2		1- 3								
0- 0		0- 0		0- 0		NEUTRAL		0- 0		0- 0		0- 0								
RPI	S	Opponent		Score		RPI	S	Opponent		Score		RPI	S	Opponent		Score				
23	A	Michigan St.		0	3	41	A	Akron		0	3	105	A	Oral Roberts		1	3			
24	N	South Carolina		0	3							105	H	Oral Roberts		0	3			
												124	N	Georgia St.		0	3			
												128	A	Valparaiso		1	3			
												128	H	Valparaiso		2	3			
												133	A	Wright St.		0	3			
												137	H	Cleveland St.		0	3			
												172	N	Robert Morris		1	3			
												179	A	Central Mich.		2	3			
												179	H	Central Mich.		0	3			
												196	N	Portland		1	3			
												198	A	Bowling Green		0	3			
												204	N	Lehigh		0	3			
												214	A	IUPUI		0	3			
												214	H	IUPUI		1	3			
												217	A	IPFW		0	3			
												217	H	IPFW		1	3			
												224	A	UMKC		2	3			
												224	H	UMKC		3	0			
												231	A	Toledo		0	3			
												262	A	Maine		0	3			
												291	A	Western Ill.		2	3			
												291	H	Western Ill.		3	0			
												301	A	Chicago St.		3	2			
												301	H	Chicago St.		3	0			

**Non-Div. I Games:**

Oakland

Average RPI Win:	295	WON-LOST RECORD	WINNING PCT. RANK	LAST 10 GAMES		STRENGTH OF SCHEDULE	OPP. STRENGTH OF SCHEDULE	TEAM RPI	ADJ RPI	CONF. RPI	ADJ CONF. RPI				
DIV. I ONLY		10- 21	.32258	236	6- 4	289	284	283	.34543	281	29	29			
DIV. I NON-CONF.		2- 16	.11111	290	1- 1	219	264	289	.33332	290	29	29			
<hr/>															
TOTALS	RPI 1-25		RPI 26-50		W-L RECORDS		RPI 51-100		RPI 101-150		RPI 150+				
10- 21	0- 0		0- 0		OVERALL		0- 4		0- 3		10- 14				
3- 3	0- 0		0- 0		HOME		0- 1		0- 0		3- 2				
6- 9	0- 0		0- 0		AWAY		0- 0		0- 2		6- 7				
1- 9	0- 0		0- 0		NEUTRAL		0- 3		0- 1		1- 5				
2- 16	0- 0		0- 0		NON-CONFERENCE		0- 4		0- 3		2- 9				
0- 2	0- 0		0- 0		HOME		0- 1		0- 0		0- 1				
2- 7	0- 0		0- 0		AWAY		0- 0		0- 2		2- 5				
0- 7	0- 0		0- 0		NEUTRAL		0- 3		0- 1		0- 3				
8- 5	0- 0		0- 0		CONFERENCE		0- 0		0- 0		8- 5				
3- 1	0- 0		0- 0		HOME		0- 0		0- 0		3- 1				
4- 2	0- 0		0- 0		AWAY		0- 0		0- 0		4- 2				
1- 2	0- 0		0- 0		NEUTRAL		0- 0		0- 0		1- 2				
RPI	S	Opponent	Score	RPI	S	Opponent	Score	RPI	S	Opponent	Score	RPI	S	Opponent	Score
						88 H Manhattan	1 3			119 N Princeton	0 3				
						88 N Manhattan	0 3			135 A St. John's (N.Y.)	0 3				
						100 N Towson	0 3			148 A Fairfield	0 3				
						100 N Towson	0 3			168 A Seton Hall	0 3				
										172 H Robert Morris	0 3				
										177 A UMBC	0 3				
										203 A Long Island	0 3				
										203 N Long Island	1 3				
										222 H St. Peter's	0 3				
										225 A Iona	0 3				
										237 A La Salle	0 3				
										253 H St. Francis (Pa.)	3 2				
										253 N St. Francis (Pa.)	1 3				
										262 N Maine	0 3				
										264 H Quinnipiac	3 2				
										265 N Dartmouth	0 3				
										274 A Siena	0 3				
										274 N Siena	0 3				
										284 A Marist	0 3				
										289 H Central Conn. St.	3 2				
										299 A St. Francis (N.Y.)	3 1				
						LAST 10 GAMES				300 A Rider	3 1				
						253 N St. Francis (Pa.)	1 3			304 A Wagner	3 0				
						289 H Central Conn. St.	3 2			310 A Lafayette	3 1				
						264 H Quinnipiac	3 2			311 A Sacred Heart	3 2				
						299 A St. Francis (N.Y.)	3 1			311 A Sacred Heart	3 2				
						203 A Long Island	0 3			311 N Sacred Heart	3 1				
						284 A Marist	0 3								
						311 A Sacred Heart	3 2								
						310 A Lafayette	3 1								
						253 H St. Francis (Pa.)	3 2								
						172 H Robert Morris	0 3								

**Non-Div. I Games:**

Fairleigh Dickinson

Average RPI Win: 262		WON-LOST RECORD	WINNING PCT. RANK		LAST 10 GAMES	STRENGTH OF SCHEDULE	OPP. STRENGTH OF SCHEDULE	TEAM RPI	ADJ RPI		CONF. RPI	ADJ CONF. RPI					
Average RPI Loss: 194																	
DIV. I ONLY		7- 25	.21875	273	2- 8	223	281	278	.34428	282	26	27					
DIV. I NON-CONF.		3- 17	.15	285	0- 1	191	272	277	.34404	284	27	27					
<hr/>																	
TOTALS		RPI 1-25		RPI 26-50		W-L RECORDS		RPI 51-100		RPI 101-150		RPI 150+					
7- 25		0- 0		0- 0		OVERALL		0- 2		0- 6		7- 17					
4- 8		0- 0		0- 0		HOME		0- 1		0- 3		4- 4					
1- 7		0- 0		0- 0		AWAY		0- 0		0- 1		1- 6					
2- 10		0- 0		0- 0		NEUTRAL		0- 1		0- 2		2- 7					
3- 17		0- 0		0- 0		NON-CONFERENCE		0- 1		0- 4		3- 12					
1- 6		0- 0		0- 0		HOME		0- 0		0- 3		1- 3					
0- 3		0- 0		0- 0		AWAY		0- 0		0- 0		0- 3					
2- 8		0- 0		0- 0		NEUTRAL		0- 1		0- 1		2- 6					
4- 8		0- 0		0- 0		CONFERENCE		0- 1		0- 2		4- 5					
3- 2		0- 0		0- 0		HOME		0- 1		0- 0		3- 1					
1- 4		0- 0		0- 0		AWAY		0- 0		0- 1		1- 3					
0- 2		0- 0		0- 0		NEUTRAL		0- 0		0- 1		0- 1					
RPI	S	Opponent	Score	RPI	S	Opponent	Score	RPI	S	Opponent	Score	RPI	S	Opponent	Score		
								88	H	Manhattan	0	3	132	N	Wyoming	0	3
								96	N	Davidson	1	3	137	H	Cleveland St.	0	3
													146	H	Syracuse	1	3
													147	H	Duquesne	0	3
													148	A	Fairfield	1	3
													148	N	Fairfield	0	3
													162	A	Cornell	0	3
													168	N	Seton Hall	0	3
													172	A	Robert Morris	0	3
													172	H	Robert Morris	0	3
													181	N	Stony Brook	1	3
													185	N	Tulsa	2	3
													213	A	Loyola (Md.)	1	3
													221	N	Navy	3	1
													222	H	St. Peter's	3	1
													225	A	Iona	0	3
													225	N	Iona	1	3
													233	A	Buffalo	0	3
													245	H	Youngstown St.	0	3
													253	H	St. Francis (Pa.)	3	2
													257	N	Hartford	2	3
													258	A	Canisius	2	3
													258	H	Canisius	3	1
													262	N	Maine	2	3
													274	H	Siena	2	3
													283	N	Holy Cross	2	3
													284	H	Marist	3	0
				LAST 10 GAMES													

Non-Div. I Games:

Niagara

RPI	S	Opponent	Score	
296	H	Colgate	1	3
299	N	St. Francis (N.Y.)	3	1
300	A	Rider	3	1

■ Loss, ■ Non-Conf,S Site, H Home, A Away, N Neutral Page 319

Average RPI Win: 286		WON-LOST	WINNING	LAST 10	STRENGTH OF		OPP. STRENGTH	TEAM	ADJ	CONF.	ADJ CONF.
Average RPI Loss: 198		RECORD	PCT. RANK	GAMES	SCHEDULE		OF SCHEDULE	RPI	RPI	RPI	RPI
DIV. I ONLY		8- 19	.2963	252	3- 7		287	279	285	.33861	283
DIV. I NON-CONF.		4- 9	.30769	244	0- 0		295	268	285	.34631	283
TOTALS		RPI 1-25	RPI 26-50		W-L RECORDS		RPI 51-100		RPI 101-150		RPI 150+
8- 19	0- 0	0- 0		OVERALL		0- 4		0- 0		8- 15	
4- 8	0- 0	0- 0		HOME		0- 2		0- 0		4- 6	
3- 9	0- 0	0- 0		AWAY		0- 2		0- 0		3- 7	
1- 2	0- 0	0- 0		NEUTRAL		0- 0		0- 0		1- 2	
4- 9	0- 0	0- 0		NON-CONFERENCE		0- 2		0- 0		4- 7	
1- 4	0- 0	0- 0		HOME		0- 1		0- 0		1- 3	
2- 3	0- 0	0- 0		AWAY		0- 1		0- 0		2- 2	
1- 2	0- 0	0- 0		NEUTRAL		0- 0		0- 0		1- 2	
4- 10	0- 0	0- 0		CONFERENCE		0- 2		0- 0		4- 8	
3- 4	0- 0	0- 0		HOME		0- 1		0- 0		3- 3	
1- 6	0- 0	0- 0		AWAY		0- 1		0- 0		1- 5	
0- 0	0- 0	0- 0		NEUTRAL		0- 0		0- 0		0- 0	
RPI S	Opponent	Score	RPI S	Opponent	Score	RPI S	Opponent	Score	RPI S	Opponent	Score
						58 A	American	0 3	158 H	Northeastern	0 3
						58 H	American	0 3	168 A	Seton Hall	0 3
						93 A	New Hampshire	0 3	204 A	Lehigh	1 3
						93 H	New Hampshire	0 3	204 H	Lehigh	1 3
									221 A	Navy	1 3
									221 H	Navy	1 3
									223 A	Army	1 3
									223 H	Army	3 2
									225 H	Iona	0 3
									228 A	Bucknell	0 3
									228 H	Bucknell	0 3
									264 H	Quinnipiac	3 2
									264 N	Quinnipiac	0 3
									265 A	Dartmouth	1 3
									265 N	Dartmouth	0 3
									282 N	Niagara	3 2
									289 H	Central Conn. St.	1 3
									294 A	Providence	3 1
									296 A	Colgate	1 3
									296 H	Colgate	3 1
									310 A	Lafayette	3 1
									310 H	Lafayette	3 1
									311 A	Sacred Heart	3 0
LAST 10 GAMES											
						223 A	Army	1 3	221 H	Navy	1 3
						296 A	Colgate	1 3	58 H	American	0 3
						228 A	Bucknell	0 3	223 H	Army	3 2
						310 A	Lafayette	3 1	296 H	Colgate	3 1
						204 A	Lehigh	1 3	228 H	Bucknell	0 3

Non-Div. I Games:

Holy Cross



Average RPI Win: 278		WON-LOST	WINNING	LAST 10	STRENGTH OF		OPP. STRENGTH	TEAM	ADJ		CONF.	ADJ CONF.	
Average RPI Loss: 195		RECORD	PCT. RANK	GAMES	SCHEDULE		OF SCHEDULE	RPI	RPI		RPI	RPI	
DIV. I ONLY		10- 25	.28571	254	1- 9		264	277	279	.33816	284	26	27
DIV. I NON-CONF.		7- 17	.29167	253	1- 3		256	273	271	.35529	277	27	27
TOTALS		RPI 1-25	RPI 26-50		W-L RECORDS		RPI 51-100		RPI 101-150		RPI 150+		
10- 25	0- 0	0- 1		OVERALL		0- 2		0- 3		10- 19			
6- 9	0- 0	0- 1		HOME		0- 0		0- 2		6- 6			
1- 10	0- 0	0- 0		AWAY		0- 2		0- 1		1- 7			
3- 6	0- 0	0- 0		NEUTRAL		0- 0		0- 0		3- 6			
7- 17	0- 0	0- 1		NON-CONFERENCE		0- 1		0- 2		7- 13			
3- 7	0- 0	0- 1		HOME		0- 0		0- 1		3- 5			
1- 6	0- 0	0- 0		AWAY		0- 1		0- 1		1- 4			
3- 4	0- 0	0- 0		NEUTRAL		0- 0		0- 0		3- 4			
3- 8	0- 0	0- 0		CONFERENCE		0- 1		0- 1		3- 6			
3- 2	0- 0	0- 0		HOME		0- 0		0- 1		3- 1			
0- 4	0- 0	0- 0		AWAY		0- 1		0- 0		0- 3			
0- 2	0- 0	0- 0		NEUTRAL		0- 0		0- 0		0- 2			
RPI S	Opponent	Score	RPI S	Opponent	Score	RPI S	Opponent	Score	RPI S	Opponent	Score		
			41 H	Akron	0 3	82 A	Hofstra	0 3	135 H	St. John's (N.Y.)	0 3		
						88 A	Manhattan	1 3	146 A	Syracuse	1 3		
									148 H	Fairfield	1 3		
									152 A	Yale	0 3		
									171 N	Memphis	0 3		
									172 H	Robert Morris	0 3		
									201 N	Sam Houston St.	0 3		
									202 H	Fordham	0 3		
									203 H	Long Island	1 3		
									204 N	Lehigh	2 3		
									205 A	Albany (N.Y.)	1 3		
									213 H	Loyola (Md.)	3 2		
									222 A	St. Peter's	0 3		
									223 A	Army	1 3		
									223 H	Army	1 3		
									225 H	Iona	0 3		
									225 N	Iona	1 3		
									237 H	La Salle	3 0		
									257 H	Hartford	3 1		
									257 H	Hartford	0 3		
									258 A	Canisius	0 3		
									260 N	Auburn	1 3		
									269 A	Binghamton	0 3		
									274 H	Siena	3 1		
									274 N	Siena	2 3		
									281 H	Fairleigh Dickinson	3 0		
									282 A	Niagara	0 3		
			LAST 10 GAMES										
			225 N	Iona	1 3	281 H	Fairleigh Dickinson	3 0					
			274 N	Siena	2 3	203 H	Long Island	1 3					
			172 H	Robert Morris	0 3	202 H	Fordham	0 3					
			148 H	Fairfield	1 3	258 A	Canisius	0 3					
			225 H	Iona	0 3	282 A	Niagara	0 3					

Non-Div. I Games:

Marist

RPI	S	Opponent	Score	
289	A	Central Conn. St.	3	0
300	H	Rider	3	0
310	N	Lafayette	3	0
311	N	Sacred Heart	3	0
311	N	Sacred Heart	3	0

Marist

M  
a  
r  
i  
s  
t

M  
a  
r  
i  
s  
t

# Howard

Howard

Howard

Average RPI Win: 299		WON-LOST	WINNING	LAST 10	STRENGTH OF		OPP. STRENGTH	TEAM	ADJ	CONF.	ADJ CONF.
Average RPI Loss: 184		RECORD	PCT. RANK	GAMES	SCHEDULE		OF SCHEDULE	RPI	RPI	RPI	RPI
DIV. I ONLY		11- 20	.35484	222	1- 9		307	271	288	.33231	286
DIV. I NON-CONF.		11- 4	.73333	51	1- 0		311	308	253	.39809	253
TOTALS		RPI 1-25	RPI 26-50		W-L RECORDS		RPI 51-100		RPI 101-150		RPI 150+
11- 20	0- 0	0- 0		OVERALL		0- 2		0- 4		11- 14	
3- 9	0- 0	0- 0		HOME		0- 1		0- 2		3- 6	
4- 9	0- 0	0- 0		AWAY		0- 1		0- 2		4- 6	
4- 2	0- 0	0- 0		NEUTRAL		0- 0		0- 0		4- 2	
11- 4	0- 0	0- 0		NON-CONFERENCE		0- 0		0- 0		11- 4	
3- 1	0- 0	0- 0		HOME		0- 0		0- 0		3- 1	
4- 1	0- 0	0- 0		AWAY		0- 0		0- 0		4- 1	
4- 2	0- 0	0- 0		NEUTRAL		0- 0		0- 0		4- 2	
0- 16	0- 0	0- 0		CONFERENCE		0- 2		0- 4		0- 10	
0- 8	0- 0	0- 0		HOME		0- 1		0- 2		0- 5	
0- 8	0- 0	0- 0		AWAY		0- 1		0- 2		0- 5	
0- 0	0- 0	0- 0		NEUTRAL		0- 0		0- 0		0- 0	
RPI S	Opponent	Score	RPI S	Opponent	Score	RPI S	Opponent	Score	RPI S	Opponent	Score
						67 A	Tenn.-Martin	0 3	102 A	Southeast Mo. St.	0 3
						67 H	Tenn.-Martin	0 3	102 H	Southeast Mo. St.	0 3
									117 A	Morehead St.	0 3
									117 H	Morehead St.	0 3
									153 A	UAB	0 3
									155 A	Murray St.	0 3
									155 H	Murray St.	1 3
									197 N	Troy St.	0 3
									227 A	Austin Peay	0 3
									227 H	Austin Peay	0 3
									235 N	East Tenn. St.	1 3
									238 A	Tennessee Tech	1 3
									238 H	Tennessee Tech	0 3
									242 A	Eastern Ill.	0 3
									242 H	Eastern Ill.	1 3
									252 A	Eastern Ky.	0 3
									252 H	Eastern Ky.	1 3
									287 A	Belmont	3 2
									287 H	Belmont	3 2
									293 N	South Carolina St.	3 0
									298 A	Morris Brown	3 0
									298 H	Morris Brown	3 0
									298 N	Morris Brown	3 0
									301 H	Chicago St.	0 3
									302 A	Alabama St.	3 0
									302 H	Alabama St.	3 0
									303 A	Lipscomb	3 1
Non-Div. I Games:			Fisk	3	0	Clark Atlanta	3	0	Trevecca Nazarene	2	3

Tennessee St.

RPI	S	Opponent	Score	
308	N	Savannah St.	3	0
312	N	Mississippi Val.	3	0

Tennessee St.

T  
e  
n  
n  
e  
s  
s  
e  
e  
s  
t  
.

T  
e  
n  
n  
e  
s  
s  
e  
e  
s  
t  
.

Average RPI Win: 255		WON-LOST RECORD	WINNING PCT. RANK		LAST 10 GAMES		STRENGTH OF SCHEDULE		OPP. STRENGTH OF SCHEDULE		TEAM RPI		ADJ RPI		CONF. RPI		ADJ CONF. RPI		
Average RPI Loss: 202																			
DIV. I ONLY		8- 23	.25806	264	4- 6		273		272		286		.33006		287	25		25	
DIV. I NON-CONF.		7- 13	.35	232	3- 3		272		285		269		.36721		272	25		25	
TOTALS		RPI 1-25		RPI 26-50		W-L RECORDS		RPI 51-100		RPI 101-150		RPI 150+							
8- 23		0- 0		0- 0		OVERALL		0- 2		0- 3		8- 18							
4- 10		0- 0		0- 0		HOME		0- 1		0- 1		4- 8							
4- 9		0- 0		0- 0		AWAY		0- 1		0- 1		4- 7							
0- 4		0- 0		0- 0		NEUTRAL		0- 0		0- 1		0- 3							
7- 13		0- 0		0- 0		NON-CONFERENCE		0- 2		0- 1		7- 10							
4- 5		0- 0		0- 0		HOME		0- 1		0- 0		4- 4							
3- 4		0- 0		0- 0		AWAY		0- 1		0- 0		3- 3							
0- 4		0- 0		0- 0		NEUTRAL		0- 0		0- 1		0- 3							
1- 10		0- 0		0- 0		CONFERENCE		0- 0		0- 2		1- 8							
0- 5		0- 0		0- 0		HOME		0- 0		0- 1		0- 4							
1- 5		0- 0		0- 0		AWAY		0- 0		0- 1		1- 4							
0- 0		0- 0		0- 0		NEUTRAL		0- 0		0- 0		0- 0							
RPI	S	Opponent	Score	RPI	S	Opponent	Score	RPI	S	Opponent	Score	RPI	S	Opponent	Score				
								67	A	Tenn.-Martin	0 3	112	A	UCF	0 3				
								76	H	Western Ky.	0 3	124	H	Georgia St.	0 3				
												130	N	Nicholls St.	0 3				
												157	H	Jacksonville	1 3				
												167	A	Fla. Atlantic	0 3				
												171	A	Memphis	0 3				
												175	N	TCU	0 3				
												190	A	Alabama A&M	3 0				
												190	H	Alabama A&M	3 1				
												193	A	Stetson	0 3				
												197	H	Troy St.	2 3				
												206	H	Middle Tenn.	3 0				
												227	H	Austin Peay	0 3				
												234	H	Samford	1 3				
												239	A	Arkansas St.	0 3				
												239	H	Arkansas St.	1 3				
												239	N	Arkansas St.	0 3				
												243	A	Jacksonville St.	2 3				
												248	N	Northwestern St.	1 3				
												252	H	Eastern Ky.	3 2				
												255	H	Mercer	0 3				
												286	A	Tennessee St.	2 3				
												286	H	Tennessee St.	2 3				
												290	A	Campbell	0 3				
												297	A	Gardner-Webb	3 1				
												301	H	Chicago St.	1 3				
												302	A	Alabama St.	3 2				
				LAST 10 GAMES															
				252	H	Eastern Ky.	3 2	303	A	Lipscomb	3 0	286	A	Tennessee St.	2 3				
				67	A	Tenn.-Martin	0 3	157	H	Jacksonville	1 3	290	A	Campbell	0 3				
				297	A	Gardner-Webb	3 1	171	A	Memphis	0 3	297	A	Gardner-Webb	3 1				
				290	A	Campbell	0 3	239	N	Arkansas St.	0 3	301	H	Chicago St.	1 3				
				206	H	Middle Tenn.	3 0	167	A	Fla. Atlantic	0 3	302	A	Alabama St.	3 2				

Non-Div. I Games:

Belmont

RPI	S	Opponent	Score	
303	A	Lipscomb	3	0
303	H	Lipscomb	3	0

Belmont

B  
e  
l  
m  
o  
n  
t

B  
e  
l  
m  
o  
n  
t

Average RPI Win: 289		WON-LOST	WINNING	LAST 10	STRENGTH OF		OPP. STRENGTH	TEAM	ADJ		CONF.	ADJ CONF.	
Average RPI Loss: 180		RECORD	PCT. RANK	GAMES	SCHEDULE		OF SCHEDULE	RPI	RPI		RPI	RPI	
DIV. I ONLY		5- 22	.18519	286	1- 9		265	255	289	.33002	288	21	21
DIV. I NON-CONF.		5- 2	.71429	58	1- 0		312	309	264	.39244	257	24	22
TOTALS		RPI 1-25	RPI 26-50		W-L RECORDS		RPI 51-100		RPI 101-150		RPI 150+		
5- 22	0- 0	0- 0		OVERALL		0- 6		0- 4		5- 12			
2- 11	0- 0	0- 0		HOME		0- 3		0- 2		2- 6			
3- 10	0- 0	0- 0		AWAY		0- 3		0- 2		3- 5			
0- 1	0- 0	0- 0		NEUTRAL		0- 0		0- 0		0- 1			
5- 2	0- 0	0- 0		NON-CONFERENCE		0- 0		0- 0		5- 2			
2- 1	0- 0	0- 0		HOME		0- 0		0- 0		2- 1			
3- 0	0- 0	0- 0		AWAY		0- 0		0- 0		3- 0			
0- 1	0- 0	0- 0		NEUTRAL		0- 0		0- 0		0- 1			
0- 20	0- 0	0- 0		CONFERENCE		0- 6		0- 4		0- 10			
0- 10	0- 0	0- 0		HOME		0- 3		0- 2		0- 5			
0- 10	0- 0	0- 0		AWAY		0- 3		0- 2		0- 5			
0- 0	0- 0	0- 0		NEUTRAL		0- 0		0- 0		0- 0			
RPI S	Opponent	Score	RPI S	Opponent	Score	RPI S	Opponent	Score	RPI S	Opponent	Score		
						83 A	Col. of Charleston	0 3	129 A	Western Caro.	0 3		
						83 H	Col. of Charleston	0 3	129 H	Western Caro.	0 3		
						96 A	Davidson	0 3	144 A	Furman	0 3		
						96 H	Davidson	0 3	144 H	Furman	0 3		
						99 A	Ga. Southern	0 3	187 A	Appalachian St.	0 3		
						99 H	Ga. Southern	0 3	187 H	Appalachian St.	0 3		
									203 N	Long Island	0 3		
									235 A	East Tenn. St.	2 3		
									235 H	East Tenn. St.	2 3		
									240 A	Wofford	2 3		
									240 H	Wofford	1 3		
									246 A	Chattanooga	0 3		
									246 H	Chattanooga	1 3		
									267 A	UNC Greensboro	0 3		
									267 H	UNC Greensboro	0 3		
									268 A	Md.-East. Shore	3 1		
									270 H	Charleston So.	3 1		
									293 A	South Carolina St.	3 1		
									303 H	Lipscomb	0 3		
									308 A	Savannah St.	3 0		
									308 H	Savannah St.	3 0		
LAST 10 GAMES													
						246 H	Chattanooga	1 3	96 A	Davidson	0 3		
						129 H	Western Caro.	0 3	267 A	UNC Greensboro	0 3		
						235 A	East Tenn. St.	2 3	293 A	South Carolina St.	3 1		
						187 A	Appalachian St.	0 3	144 H	Furman	0 3		
						83 A	Col. of Charleston	0 3	240 H	Wofford	1 3		

Non-Div. I Games: Limestone 3 0 Hope 1 3 Cal Baptist 0 3 Citadel



Average RPI Win:	279	WON-LOST	WINNING	LAST 10	STRENGTH OF	OPP. STRENGTH	TEAM	ADJ	CONF.	ADJ CONF.									
Average RPI Loss:	216	RECORD	PCT. RANK	GAMES	SCHEDULE	OF SCHEDULE	RPI	RPI	RPI	RPI									
DIV. I ONLY	10- 20	.33333	227	2- 8	299	286	287	.32962	289	29	29								
DIV. I NON-CONF.	5- 14	.26316	257	0- 3	254	284	274	.34946	280	29	29								
<hr/>																			
TOTALS	RPI 1-25	RPI 26-50		W-L RECORDS		RPI 51-100		RPI 101-150		RPI 150+									
10- 20	0- 0	0- 0		OVERALL		0- 0		0- 2		10- 18									
7- 6	0- 0	0- 0		HOME		0- 0		0- 0		7- 6									
2- 10	0- 0	0- 0		AWAY		0- 0		0- 2		2- 8									
1- 4	0- 0	0- 0		NEUTRAL		0- 0		0- 0		1- 4									
<hr/>																			
5- 14	0- 0	0- 0		NON-CONFERENCE		0- 0		0- 2		5- 12									
3- 5	0- 0	0- 0		HOME		0- 0		0- 0		3- 5									
2- 6	0- 0	0- 0		AWAY		0- 0		0- 2		2- 4									
0- 3	0- 0	0- 0		NEUTRAL		0- 0		0- 0		0- 3									
<hr/>																			
5- 6	0- 0	0- 0		CONFERENCE		0- 0		0- 0		5- 6									
4- 1	0- 0	0- 0		HOME		0- 0		0- 0		4- 1									
0- 4	0- 0	0- 0		AWAY		0- 0		0- 0		0- 4									
1- 1	0- 0	0- 0		NEUTRAL		0- 0		0- 0		1- 1									
<hr/>																			
RPI	S	Opponent	Score	RPI	S	Opponent	Score	RPI	S	Opponent	Score								
								146	A	Syracuse	0	3							
								148	A	Fairfield	2	3							
								152	H	Yale	0	3							
								172	A	Robert Morris	0	3							
								177	H	UMBC	3	2							
								181	H	Stony Brook	1	3							
								192	N	Morgan St.	2	3							
								195	A	Boston College	1	3							
								202	H	Fordham	0	3							
								203	H	Long Island	0	3							
								213	N	Loyola (Md.)	0	3							
								222	A	St. Peter's	1	3							
								225	H	Iona	0	3							
								225	N	Iona	1	3							
								228	A	Bucknell	0	3							
								253	A	St. Francis (Pa.)	2	3							
								257	H	Hartford	3	1							
								264	A	Quinnipiac	0	3							
								264	N	Quinnipiac	0	3							
								265	H	Dartmouth	3	0							
								274	A	Siena	2	3							
								281	A	Fairleigh Dickinson	2	3							
								283	A	Holy Cross	3	1							
								284	H	Marist	0	3							
								294	A	Providence	3	0							
								299	H	St. Francis (N.Y.)	3	0							
								300	H	Rider	3	0							
								<hr/>											
								LAST 10 GAMES											
								281 A Fairleigh Dickinson				2	3	264 A Quinnipiac				0	3
225 H Iona				0	3	177 H UMBC				3	2								
195 A Boston College				1	3	202 H Fordham				0	3								
203 H Long Island				0	3	172 A Robert Morris				0	3								
299 H St. Francis (N.Y.)				3	0	253 A St. Francis (Pa.)				2	3								

Non-Div. I Games:

Central Conn. St.

RPI	S	Opponent	Score	
304	H	Wagner	3	0
304	N	Wagner	3	0
311	H	Sacred Heart	3	0

Central Conn. St.  
.  
S  
t  
.

C  
e  
n  
t  
r  
a  
l  
C  
o  
n  
n  
.  
S  
t  
.

Average RPI Win:	296	WON-LOST	WINNING	LAST 10	STRENGTH OF	OPP. STRENGTH	TEAM	ADJ	CONF.	ADJ CONF.	
Average RPI Loss:	177	RECORD	PCT. RANK	GAMES	SCHEDULE	OF SCHEDULE	RPI	RPI	RPI	RPI	
DIV. I ONLY	3- 21	.125	297	1- 9	246	247	292	.32752	290	25	25
DIV. I NON-CONF.	2- 11	.15385	284	0- 3	221	229	279	.35614	276	25	25
<hr/>											
TOTALS	RPI 1-25	RPI 26-50		W-L RECORDS		RPI 51-100		RPI 101-150		RPI 150+	
3- 21	0- 0	0- 1		OVERALL		0- 4		0- 3		3- 13	
2- 8	0- 0	0- 0		HOME		0- 0		0- 1		2- 7	
0- 9	0- 0	0- 1		AWAY		0- 1		0- 1		0- 6	
1- 4	0- 0	0- 0		NEUTRAL		0- 3		0- 1		1- 0	
<hr/>											
2- 11	0- 0	0- 1		NON-CONFERENCE		0- 4		0- 1		2- 5	
1- 3	0- 0	0- 0		HOME		0- 0		0- 0		1- 3	
0- 4	0- 0	0- 1		AWAY		0- 1		0- 0		0- 2	
1- 4	0- 0	0- 0		NEUTRAL		0- 3		0- 1		1- 0	
<hr/>											
1- 10	0- 0	0- 0		CONFERENCE		0- 0		0- 2		1- 8	
1- 5	0- 0	0- 0		HOME		0- 0		0- 1		1- 4	
0- 5	0- 0	0- 0		AWAY		0- 0		0- 1		0- 4	
0- 0	0- 0	0- 0		NEUTRAL		0- 0		0- 0		0- 0	
<hr/>											
RPI S	Opponent	Score	RPI S	Opponent	Score	RPI S	Opponent	Score	RPI S	Opponent	Score
			44 A	Duke	0 3	77 N	Maryland	0 3	112 H	UCF	1 3
						79 N	Georgetown	0 3	124 A	Georgia St.	0 3
						80 N	Rutgers	0 3	146 N	Syracuse	0 3
						90 A	James Madison	0 3	157 A	Jacksonville	0 3
									167 H	Fla. Atlantic	0 3
									193 A	Stetson	0 3
									197 H	Troy St.	2 3
									219 A	N.C. A&T	1 3
									219 H	N.C. A&T	2 3
									234 A	Samford	1 3
									243 A	Jacksonville St.	0 3
									254 A	East Caro.	2 3
									254 H	East Caro.	1 3
									255 H	Mercer	0 3
									273 H	High Point	2 3
									287 H	Belmont	3 0
									295 N	Hampton	3 0
									297 H	Gardner-Webb	1 3
									306 H	Texas Southern	3 1
<hr/>											
			LAST 10 GAMES								
			197 H	Troy St.	2 3	124 A	Georgia St.	0 3			
			243 A	Jacksonville St.	0 3	219 H	N.C. A&T	2 3			
			287 H	Belmont	3 0	255 H	Mercer	0 3			
			254 A	East Caro.	2 3	273 H	High Point	2 3			
			234 A	Samford	1 3	167 H	Fla. Atlantic	0 3			

Non-Div. I Games:

Campbell

Average RPI Win:	268	WON-LOST	WINNING	LAST 10	STRENGTH OF	OPP. STRENGTH	TEAM	ADJ	CONF.	ADJ CONF.	
Average RPI Loss:	167	RECORD	PCT. RANK	GAMES	SCHEDULE	OF SCHEDULE	RPI	RPI	RPI	RPI	
DIV. I ONLY	3- 26	.10345	300	2- 8	240	234	294	.32579	291	27	26
DIV. I NON-CONF.	0- 17	0	303	0- 2	154	195	284	.34095	286	26	26
<hr/>											
TOTALS	RPI 1-25	RPI 26-50		W-L RECORDS		RPI 51-100		RPI 101-150		RPI 150+	
3- 26	0- 0	0- 0		OVERALL		0- 5		0- 7		3- 14	
2- 8	0- 0	0- 0		HOME		0- 2		0- 2		2- 4	
1- 11	0- 0	0- 0		AWAY		0- 2		0- 3		1- 6	
0- 7	0- 0	0- 0		NEUTRAL		0- 1		0- 2		0- 4	
<hr/>											
0- 17	0- 0	0- 0		NON-CONFERENCE		0- 5		0- 3		0- 9	
0- 4	0- 0	0- 0		HOME		0- 2		0- 0		0- 2	
0- 6	0- 0	0- 0		AWAY		0- 2		0- 1		0- 3	
0- 7	0- 0	0- 0		NEUTRAL		0- 1		0- 2		0- 4	
<hr/>											
3- 9	0- 0	0- 0		CONFERENCE		0- 0		0- 4		3- 5	
2- 4	0- 0	0- 0		HOME		0- 0		0- 2		2- 2	
1- 5	0- 0	0- 0		AWAY		0- 0		0- 2		1- 3	
0- 0	0- 0	0- 0		NEUTRAL		0- 0		0- 0		0- 0	
<hr/>											
RPI S	Opponent	Score	RPI S	Opponent	Score	RPI S	Opponent	Score	RPI S	Opponent	Score
						54 A	Eastern Mich.	0 3	105 A	Oral Roberts	1 3
						54 H	Eastern Mich.	0 3	105 H	Oral Roberts	0 3
						76 H	Western Ky.	0 3	128 A	Valparaiso	1 3
						91 N	New Mexico St.	0 3	128 H	Valparaiso	0 3
						95 A	Southern Ill.	0 3	133 N	Wright St.	0 3
									136 N	Marquette	0 3
									147 A	Duquesne	2 3
									160 N	West Virginia	0 3
									166 H	Iowa	0 3
									169 A	Wis.-Green Bay	0 3
									178 N	Liberty	0 3
									199 N	Portland St.	0 3
									214 A	IUPUI	0 3
									214 H	IUPUI	0 3
									217 A	IPFW	0 3
									224 A	UMKC	3 1
									224 H	UMKC	2 3
									248 H	Northwestern St.	0 3
									266 A	Drake	1 3
									266 N	Drake	0 3
									280 A	Oakland	0 3
									280 H	Oakland	3 2
									301 A	Chicago St.	2 3
									301 H	Chicago St.	3 0
<hr/>											
LAST 10 GAMES											
						128 H	Valparaiso	0 3	266 A	Drake	1 3
						214 H	IUPUI	0 3	105 H	Oral Roberts	0 3
						301 H	Chicago St.	3 0	224 H	UMKC	2 3
						54 A	Eastern Mich.	0 3	224 A	UMKC	3 1
						280 A	Oakland	0 3	105 A	Oral Roberts	1 3

Non-Div. I Games:

Western Ill.

Average RPI Win:	298	WON-LOST	WINNING	LAST 10	STRENGTH OF	OPP. STRENGTH	TEAM	ADJ	CONF.	ADJ CONF.		
Average RPI Loss:	228	RECORD	PCT. RANK	GAMES	SCHEDULE	OF SCHEDULE	RPI	RPI	RPI	RPI		
DIV. I ONLY		12- 25	.32432	235	3- 6	298	307	290	.32109	292	32	32
DIV. I NON-CONF.		0- 8	0	303	0- 1	177	220	292	.34707	281	32	32
<hr/>												
TOTALS	RPI 1-25	RPI 26-50		W-L RECORDS		RPI 51-100		RPI 101-150		RPI 150+		
12- 25	0- 0	0- 0		OVERALL		0- 0		0- 5		12- 20		
5- 5	0- 0	0- 0		HOME		0- 0		0- 1		5- 4		
3- 11	0- 0	0- 0		AWAY		0- 0		0- 3		3- 8		
4- 9	0- 0	0- 0		NEUTRAL		0- 0		0- 1		4- 8		
<hr/>												
0- 8	0- 0	0- 0		NON-CONFERENCE		0- 0		0- 5		0- 3		
0- 1	0- 0	0- 0		HOME		0- 0		0- 1		0- 0		
0- 3	0- 0	0- 0		AWAY		0- 0		0- 3		0- 0		
0- 4	0- 0	0- 0		NEUTRAL		0- 0		0- 1		0- 3		
<hr/>												
12- 17	0- 0	0- 0		CONFERENCE		0- 0		0- 0		12- 17		
5- 4	0- 0	0- 0		HOME		0- 0		0- 0		5- 4		
3- 8	0- 0	0- 0		AWAY		0- 0		0- 0		3- 8		
4- 5	0- 0	0- 0		NEUTRAL		0- 0		0- 0		4- 5		
<hr/>												
RPI	S	Opponent	Score	RPI	S	Opponent	Score	RPI	S	Opponent	Score	

Non-Div. I Games:

Dillard

1

3

Belhaven

3

0

Belhaven

3

0

Jackson St.

RPI	S	Opponent	Score	
305	H	Ark.-Pine Bluff	3	1
305	H	Ark.-Pine Bluff	3	0
305	N	Ark.-Pine Bluff	3	0
305	N	Ark.-Pine Bluff	3	0
306	N	Texas Southern	2	3
312	A	Mississippi Val.	4	1
312	H	Mississippi Val.	3	0
312	N	Mississippi Val.	2	3
312	N	Mississippi Val.	1	3
312	N	Mississippi Val.	3	2

Jackson St.

J  
a  
c  
k  
s  
o  
n  
S  
t  
.

J  
a  
c  
k  
s  
o  
n  
S  
t  
.

Average RPI Win:	306	WON-LOST	WINNING	LAST 10	STRENGTH OF	OPP. STRENGTH	TEAM	ADJ	CONF.	ADJ CONF.							
Average RPI Loss:	228	RECORD	PCT. RANK	GAMES	SCHEDULE	OF SCHEDULE	RPI	RPI	RPI	RPI							
DIV. I ONLY	14- 18	.4375	185	3- 7	313	301	296	.31508	293	30	30						
DIV. I NON-CONF.	8- 7	.53333	150	1- 2	313	307	299	.32044	295	31	30						
<hr/>																	
TOTALS	RPI 1-25	RPI 26-50		W-L RECORDS		RPI 51-100		RPI 101-150		RPI 150+							
14- 18	0- 0	0- 0		OVERALL		0- 3		0- 0		14- 15							
5- 7	0- 0	0- 0		HOME		0- 1		0- 0		5- 6							
4- 5	0- 0	0- 0		AWAY		0- 0		0- 0		4- 5							
5- 6	0- 0	0- 0		NEUTRAL		0- 2		0- 0		5- 4							
<hr/>																	
8- 7	0- 0	0- 0		NON-CONFERENCE		0- 0		0- 0		8- 7							
3- 2	0- 0	0- 0		HOME		0- 0		0- 0		3- 2							
2- 2	0- 0	0- 0		AWAY		0- 0		0- 0		2- 2							
3- 3	0- 0	0- 0		NEUTRAL		0- 0		0- 0		3- 3							
<hr/>																	
6- 11	0- 0	0- 0		CONFERENCE		0- 3		0- 0		6- 8							
2- 5	0- 0	0- 0		HOME		0- 1		0- 0		2- 4							
2- 3	0- 0	0- 0		AWAY		0- 0		0- 0		2- 3							
2- 3	0- 0	0- 0		NEUTRAL		0- 2		0- 0		2- 1							
<hr/>																	
RPI S	Opponent	Score	RPI S	Opponent	Score	RPI S	Opponent	Score	RPI S	Opponent	Score						
						59 H Florida A&M	0	3	192 A Morgan St.	0	3						
						59 N Florida A&M	0	3	219 A N.C. A&T	0	3						
						59 N Florida A&M	0	3	219 H N.C. A&T	0	3						
						240 N Wofford	0	3									
						240 N Wofford	0	3									
						268 H Md.-East. Shore	0	3									
						270 A Charleston So.	0	3									
						270 H Charleston So.	0	3									
						275 A Bethune-Cookman	1	3									
						275 H Bethune-Cookman	0	3									
						285 N Howard	1	3									
						286 N Tennessee St.	0	3									
						288 H Citadel	1	3									
						295 H Hampton	2	3									
						298 A Morris Brown	3	2									
						298 H Morris Brown	3	1									
						298 N Morris Brown	3	1									
						298 N Morris Brown	3	1									
						302 A Alabama St.	2	3									
						307 H Delaware St.	3	0									
						308 A Savannah St.	3	0									
						308 H Savannah St.	3	0									
						308 H Savannah St.	3	0									
									LAST 10 GAMES								
									59 N Florida A&M	0	3						
309 N Coppin St.	3	1	288 H Citadel	1	3												
308 A Savannah St.	3	0	59 H Florida A&M	0	3												
270 A Charleston So.	0	3	275 H Bethune-Cookman	0	3												
307 H Delaware St.	3	0	192 A Morgan St.	0	3	312 N Mississippi Val.	3	2									

Non-Div. I Games:

South Carolina St.

RPI	S	Opponent	Score	
313	A	Norfolk St.	3	0
313	H	Norfolk St.	3	0

South Carolina St.

S  
o  
u  
t  
h  
C  
a  
r  
o  
l  
i  
n  
a  
S  
t  
.

S  
o  
u  
t  
h  
C  
a  
r  
o  
l  
i  
n  
a  
S  
t  
.



Average RPI Win: 292		WON-LOST RECORD		WINNING PCT. RANK		LAST 10 GAMES		STRENGTH OF SCHEDULE		OPP. STRENGTH OF SCHEDULE		TEAM RPI		ADJ RPI		CONF. RPI		ADJ CONF. RPI	
DIV. I ONLY		2- 29		.06452 308		0- 10		212		228		291		.31467 294		9		11	
DIV. I NON-CONF.		2- 16		.11111 290		0- 1		264		295		302		.2952 303		10		10	
TOTALS		RPI 1-25		RPI 26-50		W-L RECORDS		RPI 51-100		RPI 101-150		RPI 150+							
2- 29		0- 1		0- 1		OVERALL		0- 7		0- 3		2- 17							
0- 9		0- 0		0- 1		HOME		0- 3		0- 1		0- 4							
0- 12		0- 1		0- 0		AWAY		0- 4		0- 1		0- 6							
2- 8		0- 0		0- 0		NEUTRAL		0- 0		0- 1		2- 7							
2- 16		0- 0		0- 0		NON-CONFERENCE		0- 1		0- 1		2- 14							
0- 2		0- 0		0- 0		HOME		0- 0		0- 0		0- 2							
0- 6		0- 0		0- 0		AWAY		0- 1		0- 0		0- 5							
2- 8		0- 0		0- 0		NEUTRAL		0- 0		0- 1		2- 7							
0- 13		0- 1		0- 1		CONFERENCE		0- 6		0- 2		0- 3							
0- 7		0- 0		0- 1		HOME		0- 3		0- 1		0- 2							
0- 6		0- 1		0- 0		AWAY		0- 3		0- 1		0- 1							
0- 0		0- 0		0- 0		NEUTRAL		0- 0		0- 0		0- 0							
RPI	S	Opponent		Score	RPI	S	Opponent		Score	RPI	S	Opponent		Score					
21	A	Notre Dame		0 3	30	H	Miami (Fla.)		0 3	69	A	Pittsburgh		0 3					
										71	A	St. Louis		0 3					
										75	H	Virginia Tech		0 3					
										79	A	Georgetown		0 3					
										80	H	Rutgers		1 3					
										85	A	Villanova		0 3					
										98	H	Connecticut		0 3					
													135	H	St. John's (N.Y.)		1 3		
													146	A	Syracuse		0 3		
													149	N	Butler		0 3		
													160	A	West Virginia		0 3		
													162	N	Cornell		0 3		
													168	H	Seton Hall		0 3		
													172	A	Robert Morris		1 3		
													172	N	Robert Morris		0 3		
													181	A	Stony Brook		0 3		
													195	H	Boston College		0 3		
													225	N	Iona		1 3		
													227	N	Austin Peay		1 3		
													228	N	Bucknell		1 3		
													253	A	St. Francis (Pa.)		2 3		
													264	A	Quinnipiac		1 3		
													269	N	Binghamton		0 3		
													283	H	Holy Cross		1 3		
													285	N	Howard		3 2		
													289	H	Central Conn. St.		0 3		
													299	N	St. Francis (N.Y.)		3 0		
													299	N	St. Francis (N.Y.)		0 3		
													311	A	Sacred Heart		0 3		
LAST 10 GAMES					LAST 10 GAMES					LAST 10 GAMES									

Non-Div. I Games:

Providence

Average RPI Win: 300		WON-LOST RECORD	WINNING PCT. RANK		LAST 10 GAMES	STRENGTH OF SCHEDULE	OPP. STRENGTH OF SCHEDULE	TEAM RPI	ADJ RPI		CONF. RPI	ADJ CONF. RPI
Average RPI Loss: 230												
DIV. I ONLY		12- 20	.375	214	4- 6	308	300	293	.31246	295	30	30
DIV. I NON-CONF.		1- 11	.08333	295	0- 1	274	298	306	.29401	304	31	30
<hr/>												
TOTALS		RPI 1-25		RPI 26-50		W-L RECORDS		RPI 51-100		RPI 101-150		RPI 150+
12- 20		0- 0		0- 0		OVERALL		0- 1		0- 0		12- 19
6- 7		0- 0		0- 0		HOME		0- 0		0- 0		6- 7
4- 7		0- 0		0- 0		AWAY		0- 1		0- 0		4- 6
2- 6		0- 0		0- 0		NEUTRAL		0- 0		0- 0		2- 6
1- 11		0- 0		0- 0		NON-CONFERENCE		0- 0		0- 0		1- 11
0- 5		0- 0		0- 0		HOME		0- 0		0- 0		0- 5
0- 1		0- 0		0- 0		AWAY		0- 0		0- 0		0- 1
1- 5		0- 0		0- 0		NEUTRAL		0- 0		0- 0		1- 5
11- 9		0- 0		0- 0		CONFERENCE		0- 1		0- 0		11- 8
6- 2		0- 0		0- 0		HOME		0- 0		0- 0		6- 2
4- 6		0- 0		0- 0		AWAY		0- 1		0- 0		4- 5
1- 1		0- 0		0- 0		NEUTRAL		0- 0		0- 0		1- 1
RPI	S	Opponent	Score	RPI	S	Opponent	Score	RPI	S	Opponent	Score	
						59 A Florida A&M	0 3	180 A Va. Commonwealth			0 3	
								180 H Va. Commonwealth			0 3	
								190 H Alabama A&M			0 3	
								190 H Alabama A&M			1 3	
								192 A Morgan St.			1 3	
								192 H Morgan St.			0 3	
								192 N Morgan St.			0 3	
								219 A N.C. A&T			0 3	
								232 H William & Mary			0 3	
								255 N Mercer			0 3	
								259 N Southern U.			3 1	
								259 N Southern U.			0 3	
								268 A Md.-East. Shore			0 3	
								268 H Md.-East. Shore			0 3	
								271 N Elon			0 3	
								275 A Bethune-Cookman			0 3	
								285 A Howard			2 3	
								285 H Howard			3 1	
								285 H Howard			3 1	
								290 N Campbell			0 3	
								293 A South Carolina St.			3 2	
								298 H Morris Brown			1 3	
								306 N Texas Southern			0 3	
								307 A Delaware St.			3 0	
								307 H Delaware St.			3 0	
								307 N Delaware St.			3 0	
								309 A Coppin St.			3 2	
LAST 10 GAMES												
						192 N Morgan St.	0 3	180 H Va. Commonwealth	0 3			
						307 N Delaware St.	3 0	192 A Morgan St.	1 3			
						59 A Florida A&M	0 3	309 H Coppin St.	3 0			
						275 A Bethune-Cookman	0 3	307 H Delaware St.	3 0			
						285 H Howard	3 1	307 N Delaware St.	3 0			
								285 A Howard	2 3			

Non-Div. I Games: Clark Atlanta 3 0

Hampton

RPI	S	Opponent	Score	
309	H	Coppin St.	3	0
313	A	Norfolk St.	3	0
313	H	Norfolk St.	3	0
313	H	Norfolk St.	3	0

Hampton

H  
a  
m  
p  
t  
o  
n

H  
a  
m  
p  
t  
o  
n

colgate

Colgate

Average RPI Win: 279		WON-LOST	WINNING	LAST 10	STRENGTH OF		OPP. STRENGTH	TEAM	ADJ	CONF.	ADJ CONF.		
Average RPI Loss: 198		RECORD	PCT. RANK	GAMES	SCHEDULE		OF SCHEDULE	RPI	RPI	RPI	RPI		
DIV. I ONLY		2- 25	.07407	304	0- 10		239	264	298	.3001	297	25	25
DIV. I NON-CONF.		1- 13	.07143	299	0- 1		211	257	294	.32713	293	25	25
<hr/>													
TOTALS		RPI 1-25		RPI 26-50		W-L RECORDS		RPI 51-100		RPI 101-150		RPI 150+	
2- 25		0- 0		0- 0		OVERALL		0- 1		0- 5		2- 19	
0- 8		0- 0		0- 0		HOME		0- 0		0- 2		0- 6	
1- 10		0- 0		0- 0		AWAY		0- 0		0- 3		1- 7	
1- 7		0- 0		0- 0		NEUTRAL		0- 1		0- 0		1- 6	
1- 13		0- 0		0- 0		NON-CONFERENCE		0- 1		0- 3		1- 9	
0- 3		0- 0		0- 0		HOME		0- 0		0- 1		0- 2	
0- 4		0- 0		0- 0		AWAY		0- 0		0- 2		0- 2	
1- 6		0- 0		0- 0		NEUTRAL		0- 1		0- 0		1- 5	
1- 12		0- 0		0- 0		CONFERENCE		0- 0		0- 2		1- 10	
0- 5		0- 0		0- 0		HOME		0- 0		0- 1		0- 4	
1- 6		0- 0		0- 0		AWAY		0- 0		0- 1		1- 5	
0- 1		0- 0		0- 0		NEUTRAL		0- 0		0- 0		0- 1	
RPI S	Opponent	Score	RPI S	Opponent	Score	RPI S	Opponent	Score	RPI S	Opponent	Score		
						64 N	Ohio	1 3	112 H	UCF	0 3		
									124 A	Georgia St.	0 3		
									138 A	Winthrop	0 3		
									138 H	Winthrop	0 3		
									144 A	Furman	0 3		
									157 A	Jacksonville	0 3		
									167 H	Fla. Atlantic	1 3		
									171 N	Memphis	0 3		
									180 N	Va. Commonwealth	0 3		
									193 A	Stetson	1 3		
									195 A	Boston College	0 3		
									195 A	Boston College	0 3		
									197 A	Troy St.	0 3		
									219 H	N.C. A&T	0 3		
									226 N	Birmingham-So.	0 3		
									234 A	Samford	0 3		
									234 H	Samford	0 3		
									243 H	Jacksonville St.	1 3		
									243 N	Jacksonville St.	2 3		
									250 N	UNC Wilmington	1 3		
									255 A	Mercer	1 3		
									267 N	UNC Greensboro	3 1		
									272 N	South Ala.	1 3		
									287 H	Belmont	1 3		
									290 A	Campbell	3 1		
									303 H	Lipscomb	1 3		
LAST 10 GAMES													
138 H	Winthrop	0 3	255 A	Mercer	1 3	272 N	South Ala.	1 3					
287 H	Belmont	1 3	112 H	UCF	0 3	287 H	Belmont	1 3					
234 H	Samford	0 3	167 H	Fla. Atlantic	1 3	290 A	Campbell	3 1					
243 H	Jacksonville St.	1 3	193 A	Stetson	1 3	303 H	Lipscomb	1 3					
197 A	Troy St.	0 3	157 A	Jacksonville	0 3								

Non-Div. I Games:

Gardner-Webb

Average RPI Win:		305	WON-LOST RECORD		WINNING PCT. RANK		LAST 10 GAMES		STRENGTH OF SCHEDULE		OPP. STRENGTH OF SCHEDULE		TEAM RPI		ADJ RPI		CONF. RPI		ADJ CONF. RPI	
DIV. I ONLY			10- 23		.30303 245		2- 4		303		312		297		.29939 298		31		31	
DIV. I NON-CONF.			7- 22		.24138 263		1- 4		262		312		290		.30513 301		30		31	
TOTALS		RPI 1-25		RPI 26-50		W-L RECORDS		RPI 51-100		RPI 101-150		RPI 150+								
10- 23		0- 0		0- 0		OVERALL		0- 1		0- 2		10- 20								
3- 6		0- 0		0- 0		HOME		0- 0		0- 1		3- 5								
2- 8		0- 0		0- 0		AWAY		0- 0		0- 1		2- 7								
5- 9		0- 0		0- 0		NEUTRAL		0- 1		0- 0		5- 8								
7- 22		0- 0		0- 0		NON-CONFERENCE		0- 1		0- 2		7- 19								
1- 6		0- 0		0- 0		HOME		0- 0		0- 1		1- 5								
2- 8		0- 0		0- 0		AWAY		0- 0		0- 1		2- 7								
4- 8		0- 0		0- 0		NEUTRAL		0- 1		0- 0		4- 7								
3- 1		0- 0		0- 0		CONFERENCE		0- 0		0- 0		3- 1								
2- 0		0- 0		0- 0		HOME		0- 0		0- 0		2- 0								
0- 0		0- 0		0- 0		AWAY		0- 0		0- 0		0- 0								
1- 1		0- 0		0- 0		NEUTRAL		0- 0		0- 0		1- 1								
RPI	S	Opponent	Score	RPI	S	Opponent	Score	RPI	S	Opponent	Score	RPI	S	Opponent	Score					
								58	N	American	0 3	124	A	Georgia St.	0 3					
												145	H	UNC Asheville	0 3					
												174	A	Alcorn St.	0 3					
												190	A	Alabama A&M	0 3					
												190	H	Alabama A&M	0 3					
												190	N	Alabama A&M	0 3					
												197	A	Troy St.	0 3					
												197	H	Troy St.	0 3					
												256	N	Tex. A&M-Corp. Chris	0 3					
												259	A	Southern U.	1 3					
												259	H	Southern U.	2 3					
												259	N	Southern U.	1 3					
												268	A	Md.-East. Shore	0 3					
												286	A	Tennessee St.	0 3					
												286	H	Tennessee St.	0 3					
												286	N	Tennessee St.	0 3					
												292	N	Jackson St.	3 1					
												293	A	South Carolina St.	1 3					
												293	H	South Carolina St.	2 3					
												293	N	South Carolina St.	1 3					
												293	N	South Carolina St.	1 3					
LAST 10 GAMES																				
				302	H	Alabama St.	3 1	312	N	Mississippi Val.	2 3	302	A	Alabama St.	3 1					
				197	H	Troy St.	0 3	259	A	Southern U.	1 3	302	H	Alabama St.	3 1					
				286	A	Tennessee St.	0 3	292	N	Jackson St.	3 1	308	H	Savannah St.	3 0					
				190	A	Alabama A&M	0 3	293	H	South Carolina St.	2 3	308	H	Savannah St.	3 0					
				308	H	Savannah St.	3 0	197	A	Troy St.	0 3	308	N	Savannah St.	3 0					
Non-Div. I Games:		Fort Valley St.		3	0	Johnson C. Smith		3	0	Clark Atlanta		3	1	Clark Atlanta		3	0			
		Albany St. (GA)		0	3											Morris Brown				

RPI	S	Opponent	Score	
309	N	Coppin St.	3	1
312	N	Mississippi Val.	2	3
312	N	Mississippi Val.	2	3
312	N	Mississippi Val.	3	0
313	N	Norfolk St.	3	0

Morris Brown

M  
o  
r  
r  
i  
s  
B  
r  
o  
w  
n

M  
o  
r  
r  
i  
s  
B  
r  
o  
w  
n

[illegible]

**Non-Div. I Games:**

St. Francis (N.Y.)



RPI	S	Opponent	Score	
304	H	Wagner	3	0
309	N	Coppin St.	3	0
311	A	Sacred Heart	3	0

St. Francis (N.Y.).  
Y.  
.)

S  
t  
.  
F  
r  
a  
n  
c  
i  
s  
(  
N  
.  
Y  
.  
)

R  
i  
d  
e  
r

Rider

RPI	S	Opponent	Score	
310	H	Lafayette	3	0
311	H	Sacred Heart	3	1

Rider

R  
i  
d  
e  
r

R  
i  
d  
e  
r

[illegible]

**Non-Div. I Games:**

Chicago St.

C  
h  
i  
c  
a  
g  
o  
s  
t  
.

Chicago, Ill. :

Chicago St.

Average RPI Win: 299		WON-LOST	WINNING	LAST 10	STRENGTH OF		OPP. STRENGTH	TEAM	ADJ		CONF.	ADJ CONF.	
Average RPI Loss: 255		RECORD	PCT. RANK	GAMES	SCHEDULE		OF SCHEDULE	RPI	RPI		RPI	RPI	
DIV. I ONLY		3- 18	.14286	292	0- 10		280	313	304	.28146	302	32	32
DIV. I NON-CONF.		1- 10	.09091	293	0- 4		294	313	312	.26048	312	32	32
TOTALS		RPI 1-25	RPI 26-50		W-L RECORDS		RPI 51-100		RPI 101-150		RPI 150+		
3- 18	0- 0	0- 0		OVERALL		0- 0		0- 0		3- 18			
3- 7	0- 0	0- 0		HOME		0- 0		0- 0		3- 7			
0- 9	0- 0	0- 0		AWAY		0- 0		0- 0		0- 9			
0- 2	0- 0	0- 0		NEUTRAL		0- 0		0- 0		0- 2			
1- 10	0- 0	0- 0		NON-CONFERENCE		0- 0		0- 0		1- 10			
1- 5	0- 0	0- 0		HOME		0- 0		0- 0		1- 5			
0- 5	0- 0	0- 0		AWAY		0- 0		0- 0		0- 5			
0- 0	0- 0	0- 0		NEUTRAL		0- 0		0- 0		0- 0			
2- 8	0- 0	0- 0		CONFERENCE		0- 0		0- 0		2- 8			
2- 2	0- 0	0- 0		HOME		0- 0		0- 0		2- 2			
0- 4	0- 0	0- 0		AWAY		0- 0		0- 0		0- 4			
0- 2	0- 0	0- 0		NEUTRAL		0- 0		0- 0		0- 2			
RPI S	Opponent	Score	RPI S	Opponent	Score	RPI S	Opponent	Score	RPI S	Opponent	Score		
									174 A	Alcorn St.	0 3		
									174 H	Alcorn St.	1 3		
									190 A	Alabama A&M	0 3		
									190 H	Alabama A&M	0 3		
									234 A	Samford	0 3		
									234 H	Samford	0 3		
									255 A	Mercer	0 3		
									255 H	Mercer	0 3		
									275 A	Bethune-Cookman	0 3		
									276 N	Prairie View	0 3		
									278 N	Grambling	1 3		
									286 A	Tennessee St.	0 3		
									286 H	Tennessee St.	0 3		
									287 H	Belmont	2 3		
									292 A	Jackson St.	2 3		
									292 H	Jackson St.	3 0		
									293 H	South Carolina St.	3 2		
									298 A	Morris Brown	1 3		
									298 H	Morris Brown	1 3		
									312 A	Mississippi Val.	1 3		
									312 H	Mississippi Val.	3 0		
LAST 10 GAMES													
						276 N	Prairie View	0 3	255 A	Mercer	0 3		
						278 N	Grambling	1 3	286 A	Tennessee St.	0 3		
						298 A	Morris Brown	1 3	292 A	Jackson St.	2 3		
						190 A	Alabama A&M	0 3	174 A	Alcorn St.	0 3		
						255 H	Mercer	0 3	312 A	Mississippi Val.	1 3		

Non-Div. I Games:      Montevallo      0 3      Augusta St.      0 3

Alabama St.

Lipscomb

W  
a  
g  
n  
e  
r

Wagner



RPI	S	Opponent	Score	
310	H	Lafayette	0	3
311	A	Sacred Heart	0	3

Wagner

W  
a  
g  
n  
e  
r

W  
a  
g  
n  
e  
r

Average RPI Win:	308	WON-LOST	WINNING	LAST 10		STRENGTH OF	OPP. STRENGTH	TEAM	ADJ	CONF.	ADJ CONF.
Average RPI Loss:	270	RECORD	PCT. RANK	GAMES		SCHEDULE	OF SCHEDULE	RPI	RPI	RPI	RPI
DIV. I ONLY		6- 19	.24 271	1- 9		312	310	310	.26162 305	32	32
DIV. I NON-CONF.		0- 1	0 303	0- 0		309	300	313	.25264 313	32	32
<hr/>											
TOTALS	RPI 1-25	RPI 26-50		W-L RECORDS		RPI 51-100		RPI 101-150		RPI 150+	
6- 19	0- 0	0- 0		OVERALL		0- 0		0- 0		6- 19	
3- 5	0- 0	0- 0		HOME		0- 0		0- 0		3- 5	
3- 9	0- 0	0- 0		AWAY		0- 0		0- 0		3- 9	
0- 5	0- 0	0- 0		NEUTRAL		0- 0		0- 0		0- 5	
<hr/>											
0- 1	0- 0	0- 0		NON-CONFERENCE		0- 0		0- 0		0- 1	
0- 0	0- 0	0- 0		HOME		0- 0		0- 0		0- 0	
0- 0	0- 0	0- 0		AWAY		0- 0		0- 0		0- 0	
0- 1	0- 0	0- 0		NEUTRAL		0- 0		0- 0		0- 1	
<hr/>											
6- 18	0- 0	0- 0		CONFERENCE		0- 0		0- 0		6- 18	
3- 5	0- 0	0- 0		HOME		0- 0		0- 0		3- 5	
3- 9	0- 0	0- 0		AWAY		0- 0		0- 0		3- 9	
0- 4	0- 0	0- 0		NEUTRAL		0- 0		0- 0		0- 4	
<hr/>											
RPI S	Opponent	Score	RPI S	Opponent	Score	RPI S	Opponent	Score	RPI S	Opponent	Score
									174 H	Alcorn St.	0 3
									174 N	Alcorn St.	0 3
									259 A	Southern U.	0 3
									259 H	Southern U.	2 3
									276 A	Prairie View	1 3
									276 A	Prairie View	2 3
									276 A	Prairie View	1 3
									276 N	Prairie View	1 3
									278 A	Grambling	0 3
									278 A	Grambling	0 3
									278 H	Grambling	0 3
									278 H	Grambling	1 3
									279 N	Centenary (La.)	2 3
									292 A	Jackson St.	1 3
									292 A	Jackson St.	0 3
									292 H	Jackson St.	3 2
									292 H	Jackson St.	0 3
									292 N	Jackson St.	0 3
									292 N	Jackson St.	0 3
									306 A	Texas Southern	3 1
306 A	Texas Southern	1 3									
			LAST 10 GAMES						312 A	Mississippi Val.	3 0
									312 A	Mississippi Val.	3 2
									312 H	Mississippi Val.	3 1
									312 H	Mississippi Val.	3 0
									259 H	Southern U.	2 3
									278 H	Grambling	1 3
									292 A	Jackson St.	0 3
									292 A	Jackson St.	0 3
									292 N	Jackson St.	0 3
									292 N	Prairie View	1 3
									276 N	Prairie View	1 3
									278 A	Grambling	0 3

**Non-Div. I Games:**

Ark.-Pine Bluff

































Average RPI Win: 297		WON-LOST RECORD		WINNING PCT. RANK		LAST 10 GAMES		STRENGTH OF SCHEDULE		OPP. STRENGTH OF SCHEDULE		TEAM RPI		ADJ RPI		CONF. RPI		ADJ CONF. RPI	
DIV. I ONLY		3- 28		.09677 301		1- 8		268		303		303		.25634 306		32		32	
DIV. I NON-CONF.		1- 14		.06667 300		0- 4		277		294		307		.27622 309		32		32	
TOTALS		RPI 1-25		RPI 26-50		W-L RECORDS		RPI 51-100		RPI 101-150		RPI 150+							
3- 28		0- 0		0- 0		OVERALL		0- 0		0- 3		3- 25							
1- 9		0- 0		0- 0		HOME		0- 0		0- 1		1- 8							
0- 9		0- 0		0- 0		AWAY		0- 0		0- 1		0- 8							
2- 10		0- 0		0- 0		NEUTRAL		0- 0		0- 1		2- 9							
1- 14		0- 0		0- 0		NON-CONFERENCE		0- 0		0- 3		1- 11							
0- 4		0- 0		0- 0		HOME		0- 0		0- 1		0- 3							
0- 7		0- 0		0- 0		AWAY		0- 0		0- 1		0- 6							
1- 3		0- 0		0- 0		NEUTRAL		0- 0		0- 1		1- 2							
2- 14		0- 0		0- 0		CONFERENCE		0- 0		0- 0		2- 14							
1- 5		0- 0		0- 0		HOME		0- 0		0- 0		1- 5							
0- 2		0- 0		0- 0		AWAY		0- 0		0- 0		0- 2							
1- 7		0- 0		0- 0		NEUTRAL		0- 0		0- 0		1- 7							
RPI	S	Opponent	Score	RPI	S	Opponent	Score	RPI	S	Opponent	Score	RPI	S	Opponent	Score				
												132	N	Wyoming	0	3			
												143	A	Louisiana Tech	0	3			
												143	H	Louisiana Tech	0	3			
												174	N	Alcorn St.	0	3			
												174	N	Alcorn St.	0	3			
												185	N	Tulsa	0	3			
												190	N	Alabama A&M	0	3			
												190	N	Alabama A&M	0	3			
												219	A	N.C. A&T	0	3			
												241	A	Tex.-Pan American	0	3			
												241	H	Tex.-Pan American	0	3			
												241	N	Tex.-Pan American	1	3			
												248	A	Northwestern St.	0	3			
												256	A	Tex. A&M-Corp. Chris	0	3			
												256	H	Tex. A&M-Corp. Chris	0	3			
												259	A	Southern U.	0	3			
												259	H	Southern U.	1	3			
												276	A	Prairie View	0	3			
												276	H	Prairie View	2	3			
												278	H	Grambling	0	3			
												278	H	Grambling	0	3			
						LAST 10 GAMES						278	N	Grambling	1	3			
						278	N	Grambling	0	3		278	H	Grambling	0	3			
						292	N	Jackson St.	3	2		143	H	Louisiana Tech	0	3			
						190	N	Alabama A&M	0	3		256	H	Tex. A&M-Corp. Chris	0	3			
						279	H	Centenary (La.)	1	3		241	H	Tex.-Pan American	0	3			
						278	H	Grambling	0	3		276	H	Prairie View	2	3			
Non-Div. I Games:		Tex. A&M-Kingsville		0	3	Houston Baptist		0	3	Tex. A&M-Kingsville		0	3	Houston Baptist		0	3	Texas Southern	

RPI	S	Opponent	Score	
292	N	Jackson St.	3	2
295	N	Hampton	3	0
305	H	Ark.-Pine Bluff	3	1
305	H	Ark.-Pine Bluff	1	3

Texas Southern

T  
e  
x  
a  
s  
S  
o  
u  
t  
h  
e  
r  
n

T  
e  
x  
a  
s  
S  
o  
u  
t  
h  
e  
r  
n

Average RPI Win: 313		WON-LOST	WINNING	LAST 10	STRENGTH OF		OPP. STRENGTH	TEAM	ADJ	CONF.	ADJ CONF.
Average RPI Loss: 241		RECORD	PCT. RANK	GAMES	SCHEDULE		OF SCHEDULE	RPI	RPI	RPI	RPI
DIV. I ONLY		2- 23	.08	303	1- 9		295	304	309	.25227	307
DIV. I NON-CONF.		0- 7	0	303	0- 0		182	271	296	.32915	291
TOTALS		RPI 1-25	RPI 26-50		W-L RECORDS		RPI 51-100		RPI 101-150		RPI 150+
2- 23	0- 0	0- 0		OVERALL		0- 2		0- 0		2- 21	
1- 7	0- 0	0- 0		HOME		0- 1		0- 0		1- 6	
1- 8	0- 0	0- 0		AWAY		0- 0		0- 0		1- 8	
0- 8	0- 0	0- 0		NEUTRAL		0- 1		0- 0		0- 7	
0- 7	0- 0	0- 0		NON-CONFERENCE		0- 1		0- 0		0- 6	
0- 0	0- 0	0- 0		HOME		0- 0		0- 0		0- 0	
0- 2	0- 0	0- 0		AWAY		0- 0		0- 0		0- 2	
0- 5	0- 0	0- 0		NEUTRAL		0- 1		0- 0		0- 4	
2- 16	0- 0	0- 0		CONFERENCE		0- 1		0- 0		2- 15	
1- 7	0- 0	0- 0		HOME		0- 1		0- 0		1- 6	
1- 6	0- 0	0- 0		AWAY		0- 0		0- 0		1- 6	
0- 3	0- 0	0- 0		NEUTRAL		0- 0		0- 0		0- 3	
RPI S	Opponent	Score	RPI S	Opponent	Score	RPI S	Opponent	Score	RPI S	Opponent	Score
						59 H	Florida A&M	0 	178 A	Liberty	0 
						83 N	Col. of Charleston	0 	192 A	Morgan St.	0 
									192 H	Morgan St.	0 
									213 N	Loyola (Md.)	0 
									213 N	Loyola (Md.)	0 
									219 A	N.C. A&T	0 
									244 A	Drexel	0 
									250 N	UNC Wilmington	0 
									253 N	St. Francis (Pa.)	0 
									268 A	Md.-East. Shore	0 
									268 H	Md.-East. Shore	0 
									268 N	Md.-East. Shore	0 
									275 H	Bethune-Cookman	0 
									285 A	Howard	1 
									285 H	Howard	0 
									293 A	South Carolina St.	0 
									295 A	Hampton	0 
									295 H	Hampton	0 
									295 N	Hampton	0 
									309 H	Coppin St.	2 
									309 N	Coppin St.	0 
									313 A	Norfolk St.	3 0
									313 H	Norfolk St.	3 0
			LAST 10 GAMES								
			295 N	Hampton	0 	285 H	Howard	0 			
			293 A	South Carolina St.	0 	295 A	Hampton	0 			
			219 A	N.C. A&T	0 	275 H	Bethune-Cookman	0 			
			192 H	Morgan St.	0 	59 H	Florida A&M	0 			
			313 H	Norfolk St.	3 0	268 A	Md.-East. Shore	0 			

Non-Div. I Games:

Delaware St.

Average RPI Win: 0		WON-LOST RECORD		WINNING PCT. RANK		LAST 10 GAMES		STRENGTH OF SCHEDULE		OPP. STRENGTH OF SCHEDULE		TEAM RPI		ADJ RPI		CONF. RPI		ADJ CONF. RPI	
Average RPI Loss: 237																			
DIV. I ONLY		0- 18		0 311		0- 9		282		305		312		.25135		308		31	
DIV. I NON-CONF.		0- 15		0 303		0- 8		225		304		308		.27808		308		30	
TOTALS		RPI 1-25		RPI 26-50		W-L RECORDS		RPI 51-100		RPI 101-150		RPI 150+							
0- 18		0- 0		0- 0		OVERALL		0- 2		0- 2		0- 14							
0- 5		0- 0		0- 0		HOME		0- 1		0- 0		0- 4							
0- 9		0- 0		0- 0		AWAY		0- 0		0- 1		0- 8							
0- 4		0- 0		0- 0		NEUTRAL		0- 1		0- 1		0- 2							
0- 15		0- 0		0- 0		NON-CONFERENCE		0- 2		0- 2		0- 11							
0- 5		0- 0		0- 0		HOME		0- 1		0- 0		0- 4							
0- 7		0- 0		0- 0		AWAY		0- 0		0- 1		0- 6							
0- 3		0- 0		0- 0		NEUTRAL		0- 1		0- 1		0- 1							
0- 3		0- 0		0- 0		CONFERENCE		0- 0		0- 0		0- 3							
0- 0		0- 0		0- 0		HOME		0- 0		0- 0		0- 0							
0- 2		0- 0		0- 0		AWAY		0- 0		0- 0		0- 2							
0- 1		0- 0		0- 0		NEUTRAL		0- 0		0- 0		0- 1							
RPI	S	Opponent	Score	RPI	S	Opponent	Score	RPI	S	Opponent	Score	RPI	S	Opponent	Score				
								69	N	Pittsburgh	0 3	129	N	Western Caro.	0 3				
								99	H	Ga. Southern	0 3	140	A	Coastal Caro.	0 3				
												193	A	Stetson	0 3				
												219	A	N.C. A&T	0 3				
												240	H	Wofford	0 3				
												275	A	Bethune-Cookman	0 3				
												275	H	Bethune-Cookman	0 3				
												286	N	Tennessee St.	0 3				
												288	A	Citadel	0 3				
												288	H	Citadel	0 3				
												293	A	South Carolina St.	0 3				
												293	A	South Carolina St.	0 3				
												293	H	South Carolina St.	0 3				
												298	A	Morris Brown	0 3				
												298	A	Morris Brown	0 3				
												298	N	Morris Brown	0 3				
				LAST 10 GAMES															
								219	A	N.C. A&T	0 3	99	H	Ga. Southern	0 3				
								293	H	South Carolina St.	0 3	240	H	Wofford	0 3				
								275	A	Bethune-Cookman	0 3	288	H	Citadel	0 3				
								193	A	Stetson	0 3	293	A	South Carolina St.	0 3				
								298	A	Morris Brown	0 3	286	N	Tennessee St.	0 3				
Non-Div. I Games:		SCAD		0 3		Clark Atlanta		0 3		SCAD		0 3		Savannah St.					

Average RPI Win:	310	WON-LOST	WINNING	LAST 10	STRENGTH OF	OPP. STRENGTH	TEAM	ADJ	CONF.	ADJ CONF.		
Average RPI Loss:	238	RECORD	PCT. RANK	GAMES	SCHEDULE	OF SCHEDULE	RPI	RPI	RPI	RPI		
DIV. I ONLY		4- 31	.11429	299	1- 9	283	306	306	.24736	309	30	30
DIV. I NON-CONF.		0- 14	0	303	0- 1	185	299	301	.3053	300	31	30
<hr/>												
TOTALS	RPI 1-25	RPI 26-50		W-L RECORDS		RPI 51-100		RPI 101-150		RPI 150+		
4- 31	0- 0	0- 0		OVERALL		0- 3		0- 0		4- 28		
0- 7	0- 0	0- 0		HOME		0- 1		0- 0		0- 6		
2- 10	0- 0	0- 0		AWAY		0- 1		0- 0		2- 9		
2- 14	0- 0	0- 0		NEUTRAL		0- 1		0- 0		2- 13		
<hr/>												
0- 14	0- 0	0- 0		NON-CONFERENCE		0- 2		0- 0		0- 12		
0- 2	0- 0	0- 0		HOME		0- 1		0- 0		0- 1		
0- 3	0- 0	0- 0		AWAY		0- 0		0- 0		0- 3		
0- 9	0- 0	0- 0		NEUTRAL		0- 1		0- 0		0- 8		
<hr/>												
4- 17	0- 0	0- 0		CONFERENCE		0- 1		0- 0		4- 16		
0- 5	0- 0	0- 0		HOME		0- 0		0- 0		0- 5		
2- 7	0- 0	0- 0		AWAY		0- 1		0- 0		2- 6		
2- 5	0- 0	0- 0		NEUTRAL		0- 0		0- 0		2- 5		
<hr/>												
RPI S	Opponent	Score	RPI S	Opponent	Score	RPI S	Opponent	Score	RPI S	Opponent	Score	
						58 N	American	0 3	172 N	Robert Morris	0 3	
						59 A	Florida A&M	0 3	177 A	UMBC	0 3	
						100 H	Towson	0 3	192 A	Morgan St.	0 3	
									192 H	Morgan St.	0 3	
									213 N	Loyola (Md.)	0 3	
									219 H	N.C. A&T	0 3	
									221 A	Navy	0 3	
									221 H	Navy	0 3	
									225 N	Iona	0 3	
									240 N	Wofford	0 3	
									253 A	St. Francis (Pa.)	0 3	
									256 N	Tex. A&M-Corp. Chris	0 3	
						268 A	Md.-East. Shore	0 3				
						268 A	Md.-East. Shore	0 3				
						268 N	Md.-East. Shore	0 3				
						268 N	Md.-East. Shore	0 3				
						275 A	Bethune-Cookman	0 3				
						285 A	Howard	0 3				
						285 H	Howard	1 3				
						285 N	Howard	0 3				
						293 H	South Carolina St.	2 3				
						293 N	South Carolina St.	0 3				
						293 N	South Carolina St.	1 3				
						295 A	Hampton	0 3				
295 H	Hampton	2 3										
298 N	Morris Brown	1 3										
299 N	St. Francis (N.Y.)	0 3										

**Non-Div. I Games:**

Coppin St.

RPI	S	Opponent	Score	
307	A	Delaware St.	3	2
307	N	Delaware St.	3	0
310	N	Lafayette	1	3
313	A	Norfolk St.	3	0
313	N	Norfolk St.	3	1

Coppin St.

C  
o  
p  
p  
i  
n  
s  
t  
.

C  
o  
p  
p  
i  
n  
s  
t  
.



Average RPI Win: Average RPI Loss:	307 232	WON-LOST RECORD	WINNING PCT. RANK	LAST 10 GAMES		STRENGTH OF SCHEDULE	OPP. STRENGTH OF SCHEDULE	TEAM RPI	ADJ RPI	CONF. RPI	ADJ CONF. RPI
DIV. I ONLY		2- 27	.06897    306	1- 8		290	292	307	.2471   310	28	28
DIV. I NON-CONF.		2- 13	.13333    288	1- 1		302	301	310	.2689   310	28	28
TOTALS	RPI 1-25		RPI 26-50		W-L RECORDS		RPI 51-100		RPI 101-150		RPI 150+
2- 27	0- 0		0- 0		OVERALL		0- 2		0- 0		2- 25
0- 9	0- 0		0- 0		HOME		0- 1		0- 0		0- 8
1- 14	0- 0		0- 0		AWAY		0- 1		0- 0		1- 13
1- 4	0- 0		0- 0		NEUTRAL		0- 0		0- 0		1- 4
2- 13	0- 0		0- 0		NON-CONFERENCE		0- 0		0- 0		2- 13
0- 2	0- 0		0- 0		HOME		0- 0		0- 0		0- 2
1- 7	0- 0		0- 0		AWAY		0- 0		0- 0		1- 7
1- 4	0- 0		0- 0		NEUTRAL		0- 0		0- 0		1- 4
0- 14	0- 0		0- 0		CONFERENCE		0- 2		0- 0		0- 12
0- 7	0- 0		0- 0		HOME		0- 1		0- 0		0- 6
0- 7	0- 0		0- 0		AWAY		0- 1		0- 0		0- 6
0- 0	0- 0		0- 0		NEUTRAL		0- 0		0- 0		0- 0
RPI   S	Opponent	Score	RPI   S	Opponent	Score	RPI   S	Opponent	Score	RPI   S	Opponent	Score
						58   A	American	0   3	177   A	UMBC	0   3
						58   H	American	0   3	204   A	Lehigh	0   3
									204   H	Lehigh	0   3
									205   A	Albany (N.Y.)	0   3
									213   A	Loyola (Md.)	1   3
									221   A	Navy	0   3
									221   H	Navy	1   3
									223   A	Army	0   3
									223   H	Army	0   3
									225   A	Iona	1   3
									228   A	Bucknell	0   3
									228   H	Bucknell	0   3
									237   N	La Salle	0   3
									240   N	Wofford	0   3
									244   A	Drexel	0   3
									268   N	Md.-East. Shore	1   3
									269   H	Binghamton	0   3
									281   H	Fairleigh Dickinson	1   3
									283   A	Holy Cross	1   3
									283   H	Holy Cross	1   3
									284   N	Marist	0   3
									296   A	Colgate	0   3
									296   H	Colgate	0   3
						204   A	Lehigh	0   3	300   A	Rider	1   3
						221   A	Navy	0   3	300   A	Rider	0   3
						58   A	American	0   3	304   A	Wagner	3   0
						283   H	Holy Cross	1   3	309   N	Coppin St.	3   1
						223   H	Army	0   3			

Non-Div. I Games:	Kutztown	3	1
-------------------	----------	---	---

Lafayette

Average RPI Win: 299		WON-LOST	WINNING	LAST 10	STRENGTH OF		OPP. STRENGTH	TEAM	ADJ		CONF.	ADJ CONF.
Average RPI Loss: 233		RECORD	PCT. RANK	GAMES	SCHEDULE		OF SCHEDULE	RPI	RPI		RPI	RPI
DIV. I ONLY		2- 27	.06897	306	2- 8		292	291	308		29	29
DIV. I NON-CONF.		1- 17	.05556	302	1- 2		255	291	305		29	29
TOTALS		RPI 1-25	RPI 26-50		W-L RECORDS		RPI 51-100		RPI 101-150		RPI 150+	
2- 27		0- 0	0- 0		OVERALL		0- 0		0- 1		2- 26	
2- 9		0- 0	0- 0		HOME		0- 0		0- 0		2- 9	
0- 11		0- 0	0- 0		AWAY		0- 0		0- 0		0- 11	
0- 7		0- 0	0- 0		NEUTRAL		0- 0		0- 1		0- 6	
1- 17		0- 0	0- 0		NON-CONFERENCE		0- 0		0- 1		1- 16	
1- 3		0- 0	0- 0		HOME		0- 0		0- 0		1- 3	
0- 8		0- 0	0- 0		AWAY		0- 0		0- 0		0- 8	
0- 6		0- 0	0- 0		NEUTRAL		0- 0		0- 1		0- 5	
1- 10		0- 0	0- 0		CONFERENCE		0- 0		0- 0		1- 10	
1- 6		0- 0	0- 0		HOME		0- 0		0- 0		1- 6	
0- 3		0- 0	0- 0		AWAY		0- 0		0- 0		0- 3	
0- 1		0- 0	0- 0		NEUTRAL		0- 0		0- 0		0- 1	
RPI S	Opponent	Score	RPI S	Opponent	Score	RPI S	Opponent	Score	RPI S	Opponent	Score	
									119 N	Princeton	0	3
									152 A	Yale	1	3
									171 N	Memphis	0	3
									172 H	Robert Morris	0	3
									177 A	UMBC	0	3
									181 A	Stony Brook	0	3
									195 A	Boston College	0	3
									201 N	Sam Houston St.	0	3
									203 A	Long Island	0	3
									204 N	Lehigh	1	3
									205 A	Albany (N.Y.)	0	3
									223 A	Army	0	3
									225 H	Iona	0	3
									253 H	St. Francis (Pa.)	2	3
									257 A	Hartford	0	3
									257 A	Hartford	0	3
									262 H	Maine	0	3
									264 H	Quinnipiac	2	3
									281 H	Fairleigh Dickinson	2	3
									281 H	Fairleigh Dickinson	2	3
									281 N	Fairleigh Dickinson	1	3
									283 H	Holy Cross	0	3
									284 N	Marist	0	3
									284 N	Marist	0	3
									289 A	Central Conn. St.	0	3
									294 H	Providence	3	0
									299 H	St. Francis (N.Y.)	0	3
LAST 10 GAMES												
	177 A	UMBC	0	3		281 H	Fairleigh Dickinson	2	3			
	223 A	Army	0	3		299 H	St. Francis (N.Y.)	0	3			
	172 H	Robert Morris	0	3		203 A	Long Island	0	3			
	253 H	St. Francis (Pa.)	2	3		195 A	Boston College	0	3			
	304 H	Wagner	3	0		294 H	Providence	3	0			

Non-Div. I Games:

Sacred Heart

RPI	S	Opponent	Score	
300	A	Rider	1	3
304	H	Wagner	3	0

Sacred Heart

S  
a  
c  
r  
e  
d  
H  
e  
a  
r  
t

S  
a  
c  
r  
e  
d  
H  
e  
a  
r  
t

Average RPI Win:	290	WON-LOST RECORD	WINNING PCT. RANK	LAST 10 GAMES	STRENGTH OF SCHEDULE	OPP. STRENGTH OF SCHEDULE	TEAM RPI	ADJ RPI	CONF. RPI	ADJ CONF. RPI						
DIV. I ONLY		6- 25	.19355 282	2- 8	310	311	311	.24439 312	32	32						
DIV. I NON-CONF.		2- 6	.25 258	1- 0	310	310	309	.28943 305	32	32						
<hr/>																
TOTALS	RPI 1-25	RPI 26-50		W-L RECORDS	RPI 51-100		RPI 101-150		RPI 150+							
6- 25	0- 0	0- 0		OVERALL	0- 0		0- 0		6- 25							
2- 7	0- 0	0- 0		HOME	0- 0		0- 0		2- 7							
0- 10	0- 0	0- 0		AWAY	0- 0		0- 0		0- 10							
4- 8	0- 0	0- 0		NEUTRAL	0- 0		0- 0		4- 8							
<hr/>																
2- 6	0- 0	0- 0		NON-CONFERENCE	0- 0		0- 0		2- 6							
0- 0	0- 0	0- 0		HOME	0- 0		0- 0		0- 0							
0- 1	0- 0	0- 0		AWAY	0- 0		0- 0		0- 1							
2- 5	0- 0	0- 0		NEUTRAL	0- 0		0- 0		2- 5							
<hr/>																
4- 19	0- 0	0- 0		CONFERENCE	0- 0		0- 0		4- 19							
2- 7	0- 0	0- 0		HOME	0- 0		0- 0		2- 7							
0- 9	0- 0	0- 0		AWAY	0- 0		0- 0		0- 9							
2- 3	0- 0	0- 0		NEUTRAL	0- 0		0- 0		2- 3							
<hr/>																
RPI S	Opponent	Score	RPI S	Opponent	Score	RPI S	Opponent	Score	RPI S	Opponent	Score					
									174	A	Alcorn St.	0	3			
									174	H	Alcorn St.	0	3			
									190	A	Alabama A&M	0	3			
									190	H	Alabama A&M	0	3			
									246	N	Chattanooga	0	3			
									259	A	Southern U.	2	3			
									259	H	Southern U.	3	2			
									276	H	Prairie View	1	3			
									276	N	Prairie View	0	3			
									276	N	Prairie View	1	3			
									277	A	La.-Monroe	0	3			
									278	A	Grambling	0	3			
									278	A	Grambling	2	3			
									278	H	Grambling	1	3			
									279	N	Centenary (La.)	0	3			
									286	N	Tennessee St.	0	3			
									292	A	Jackson St.	0	3			
									292	H	Jackson St.	1	4			
									292	N	Jackson St.	3	1			
									292	N	Jackson St.	3	2			
									292	N	Jackson St.	2	3			
									LAST 10 GAMES			293	N	South Carolina St.	2	3
												292	H	Jackson St.	1	4
												174	A	Alcorn St.	0	3
												259	H	Southern U.	3	2
190	H	Alabama A&M	0	3												
278	H	Grambling	1	3												
			276	H	Prairie View	1	3									
			298	N	Morris Brown	3	2									
			292	N	Jackson St.	2	3									
			259	A	Southern U.	2	3									
			278	A	Grambling	0	3									
			298	N	Morris Brown	0	3									
			298	N	Morris Brown	3	2									
			298	N	Morris Brown	3	2									
			302	A	Alabama St.	0	3									
			302	H	Alabama St.	3	1									

**Non-Div. I Games:**

Mississippi Val.

RPI	S	Opponent	Score
305	A	Ark.-Pine Bluff	0 3
305	A	Ark.-Pine Bluff	1 3
305	H	Ark.-Pine Bluff	2 3
305	H	Ark.-Pine Bluff	0 3

Mississippi Val.

M  
i  
s  
s  
i  
s  
s  
i  
p  
p  
i  
V  
a  
l  
.

M  
i  
s  
s  
i  
s  
s  
i  
p  
p  
i  
V  
a  
l  
.

[illegible]

**Non-Div. I Games:**

Norfolk St.