

Average RPI Win: 293		WON-LOST	WINNING	LAST 10	STRENGTH OF	OPP. STRENGTH	TEAM	ADJ.	CONF.	ADJ CONF.	
Average RPI Loss: 102		RECORD	PCT. RANK	GAMES	SCHEDULE	OF SCHEDULE	RPI	RPI	RPI	RPI	
DIV. I ONLY		4- 24	297	0- 10	93	123	265	263	6	6	
DIV. I NON-CONF.		4- 9	240	0- 0	240	246	259	261	8	8	
<hr/>											
TOTALS		RPI 1-25		RPI 26-50	W-L RECORDS		RPI 51-100		RPI 150+		
4- 24		0- 5		0- 7	OVERALL		0- 2		4- 6		
3- 10		0- 2		0- 3	HOME		0- 1		3- 2		
1- 12		0- 3		0- 3	AWAY		0- 1		1- 3		
0- 2		0- 0		0- 1	NEUTRAL		0- 0		0- 1		
4- 9		0- 3		0- 0	NON-CONFERENCE		0- 0		4- 4		
3- 3		0- 1		0- 0	HOME		0- 0		3- 1		
1- 5		0- 2		0- 0	AWAY		0- 0		1- 2		
0- 1		0- 0		0- 0	NEUTRAL		0- 0		0- 1		
0- 15		0- 2		0- 7	CONFERENCE		0- 2		0- 2		
0- 7		0- 1		0- 3	HOME		0- 1		0- 1		
0- 7		0- 1		0- 3	AWAY		0- 1		0- 1		
0- 1		0- 0		0- 1	NEUTRAL		0- 0		0- 0		
<hr/>											
RPI 1-25		RPI 26-50		RPI 51-100		RPI 101+		Team's RPI: 263			
RPI S	Opponent	Score	RPI S	Opponent	Score	RPI S	Opponent	Score			
10	A Bayl or	47 78	34	A Col orado St.	40 84	87	A Utah	53 71	110	A Denver	47 79
14	A Col orado	47 80	34	H Col orado St.	55 63	87	H Utah	39 67	112	H Bi nghamton	46 54
24	H TCU	48 71	34	N Col orado St.	68 79				142	A Wyomi ng	67 71
25	A Bri gham Young	55 68	42	A New Mexi co	48 78				142	H Wyomi ng	66 70
25	H Bri gham Young	52 81	42	H New Mexi co	43 64				190	H Drexel	76 77
			46	A UNLV	50 75				199	A San Di ego St.	50 58
			46	H UNLV	53 86				199	H San Di ego St.	79 83
									203	A Ill . -Chi cago	66 77
									257	H Navy	85 69
									293	A Ark. -Pi ne Bl uff	59 65
									294	H Army	77 52
									301	N Brown	57 73
									310	A Sacramento St.	72 48
									311	H Cal St. Fullerton	63 55
<hr/>											
LAST 10 Division I GAMES:											
			34	N Col orado St.	68 79	87	A Utah	53 71			
			142	A Wyomi ng	67 71	25	A Bri gham Young	55 68			
			34	A Col orado St.	40 84	42	A New Mexi co	48 78			
			46	H UNLV	53 86	34	H Col orado St.	55 63			
			199	H San Di ego St.	79 83	142	H Wyomi ng	66 70			

A
i
r
F
o
r
c
eA
i
r
F
o
r
c
e

Non-Di v I Games:

Air Force

Loss,
Non-Conf, S Site,
H Home
A Away
N Neutral

Average RPI Win: 235		WON-LOST RECORD		WINNING PCT. RANK		LAST 10 GAMES		STRENGTH OF SCHEDULE		OPP. STRENGTH OF SCHEDULE		TEAM RPI		ADJ. RPI		CONF. RPI		ADJ CONF. RPI		
DIV. I ONLY		1- 27		319		0- 10		231		236		314		313		18		18		
DIV. I NON-CONF.		1- 10		304		0- 0		227		271		304		305		19		20		
TOTALS		RPI 1-25		RPI 26-50		W-L RECORDS		RPI 51-100		RPI 150+										
1- 27		0- 0		0- 1		OVERALL		0- 4		1- 17										
0- 14		0- 0		0- 1		HOME		0- 1		0- 10										
0- 12		0- 0		0- 0		AWAY		0- 2		0- 7										
1- 1		0- 0		0- 0		NEUTRAL		0- 1		1- 0										
1- 10		0- 0		0- 1		NON-CONFERENCE		0- 1		1- 8										
0- 6		0- 0		0- 1		HOME		0- 0		0- 5										
0- 3		0- 0		0- 0		AWAY		0- 0		0- 3										
1- 1		0- 0		0- 0		NEUTRAL		0- 1		1- 0										
0- 17		0- 0		0- 0		CONFERENCE		0- 3		0- 9										
0- 8		0- 0		0- 0		HOME		0- 1		0- 5										
0- 9		0- 0		0- 0		AWAY		0- 2		0- 4										
0- 0		0- 0		0- 0		NEUTRAL		0- 0		0- 0										
RPI 1-25		RPI 26-50		RPI 51-100		RPI 101+		Team's RPI: 313												
RPI S	Opponent	Score	RPI S	Opponent	Score	RPI S	Opponent	Score	RPI S	Opponent	Score									
			44 H	St. Peter's	57 85	74 A	Ball St.	55 99	102 A	Tol edo	56 84									
						80 N	St. Joseph's	52 85	117 A	Eastern Mich.	40 89									
						90 A	Kent St.	45 82	127 A	Mi ami (Ohio)	60 80									
						90 H	Kent St.	74 97	127 H	Mi ami (Ohio)	67 103									
									139 H	Northern Ill.	42 63									
									160 H	Western Mich.	69 77									
									175 A	Xavi er	44 90									
									196 A	Indi ana St.	45 84									
									200 H	Col . of Charleston	54 59									
									203 H	Ill . -Chi cago	50 60									
									231 H	Loyol a (Md.)	57 69									
									233 A	Cl evel and St.	54 72									
									235	N East Tenn. St.	72 64									
									236 H	Youngstown St.	47 70									
									237 A	Buffal o	50 64									
									237 H	Buffal o	47 73									
									241 H	Ni agara	60 69									
									243 H	Central Mich.	56 76									
									251 A	Ohi o	56 75									
									251 H	Ohi o	64 69									
									272 A	Bowl ing Green	73 85									
									285 A	Marshall	37 63									
									285 H	Marshall	68 71									
				LAST 10 Division I GAMES:																
			127 A	Mi ami (Ohio)	60 80	90 A	Kent St.	45 82												
			285 A	Marshall	37 63	243 H	Central Mich.	56 76												
			90 H	Kent St.	74 97	139 H	Northern Ill.	42 63												
			102 A	Tol edo	56 84	285 H	Marshall	68 71												
			251 H	Ohi o	64 69	237 A	Buffal o	50 64												

Non-Div I Games:

Akron

Loss,
Non-Conf, S Site,
H Home
A Away
N Neutral

Average RPI Win: 127		WON-LOST	WINNING	LAST 10	STRENGTH OF	OPP. STRENGTH	TEAM	ADJ.	CONF.	ADJ CONF.
Average RPI Loss: 49		RECORD	PCT. RANK	GAMES	SCHEDULE	OF SCHEDULE	RPI	RPI	RPI	RPI
DIV. I ONLY	19- 12	84	6- 4	52	37	52	53	1	1	
DIV. I NON-CONF.	12- 4	35	2- 1	129	141	56	54	1	1	
TOTALS	RPI 1-25	RPI 26-50	W-L RECORDS	RPI 51-100	RPI 150+					
19- 12	1- 3	2- 6	OVERALL	7- 0	7- 0					
7- 3	1- 1	0- 1	HOME	3- 0	3- 0					
8- 8	0- 2	2- 4	AWAY	3- 0	2- 0					
4- 1	0- 0	0- 1	NEUTRAL	1- 0	2- 0					
12- 4	0- 0	1- 2	NON-CONFERENCE	3- 0	7- 0					
3- 0	0- 0	0- 0	HOME	0- 0	3- 0					
5- 4	0- 0	1- 2	AWAY	2- 0	2- 0					
4- 0	0- 0	0- 0	NEUTRAL	1- 0	2- 0					
7- 8	1- 3	1- 4	CONFERENCE	4- 0	0- 0					
4- 3	1- 1	0- 1	HOME	3- 0	0- 0					
3- 4	0- 2	1- 2	AWAY	1- 0	0- 0					
0- 1	0- 0	0- 1	NEUTRAL	0- 0	0- 0					
RPI S Opponent	RPI 1-25	RPI S Opponent	RPI 26-50	RPI S Opponent	RPI 51-100	Team's RPI: 53	RPI S Opponent	RPI 101+	Score	
1 A Tennessee	57 82	26 A Arkansas	84 70	56 A Auburn	60 57	104 A Providence	75 78			
5 H Vanderbilt	46 69	26 H Arkansas	70 72	56 H Auburn	78 70	131 A Kentucky	61 58			
8 A South Carolina	54 69	28 A Florida	77 83	60 H Mississippi St.	92 86	131 H Kentucky	62 63			
23 H LSU	82 73	31 A Georgia	62 73	75 A Eastern Ky.	99 77	136 A Alabama St.	84 89			
		31 N Georgia	60 64	78 N Louisville	90 89	138 N Maryland	71 56			
		36 A Villanova	70 61	89 A Missouri	68 67	154 H South Ala.	63 61			
		37 A Pepperdine	79 81	96 H Mississippi	86 69	164 N Southern Methodist	85 69			
		45 A Michigan St.	61 79			180 N Massachusetts	66 65			
						224 H Troy St.	101 58			
						254 A Birmingham-So.	73 38			
						259 A Jacksonville St.	72 53			
						305 H Samford	96 44			
		LAST 10 Division I GAMES:								
		45 A Michigan St.	61 79	31 A Georgia	62 73					
		75 A Eastern Ky.	99 77	96 H Mississippi	86 69					
		89 A Missouri	68 67	8 A South Carolina	54 69					
		31 N Georgia	60 64	56 A Auburn	60 57					
		23 H LSU	82 73	60 H Mississippi St.	92 86					

Non-Div I Games:

Alabama

Loss,
Non-Conf, S Site,
H Home
A Away
N Neutral

Average RPI Win: 297		WON-LOST RECORD		WINNING PCT. RANK		LAST 10 GAMES		STRENGTH OF SCHEDULE		OPP. STRENGTH OF SCHEDULE		TEAM RPI		ADJ. RPI		CONF. RPI		ADJ CONF. RPI		
DIV. I ONLY		9- 16		242		2- 7		282		306		273		276		26		27		
DIV. I NON-CONF.		2- 4		224		1- 0		294		280		284		283		31		31		
TOTALS		RPI 1-25		RPI 26-50		W-L RECORDS		RPI 51-100				RPI 150+								
9- 16		0- 0		0- 0		OVERALL		0- 3				9- 11								
4- 7		0- 0		0- 0		HOME		0- 1				4- 5								
5- 9		0- 0		0- 0		AWAY		0- 2				5- 6								
0- 0		0- 0		0- 0		NEUTRAL		0- 0				0- 0								
2- 4		0- 0		0- 0		NON-CONFERENCE		0- 1				2- 3								
1- 1		0- 0		0- 0		HOME		0- 0				1- 1								
1- 3		0- 0		0- 0		AWAY		0- 1				1- 2								
0- 0		0- 0		0- 0		NEUTRAL		0- 0				0- 0								
7- 12		0- 0		0- 0		CONFERENCE		0- 2				7- 8								
3- 6		0- 0		0- 0		HOME		0- 1				3- 4								
4- 6		0- 0		0- 0		AWAY		0- 1				4- 4								
0- 0		0- 0		0- 0		NEUTRAL		0- 0				0- 0								
RPI 1-25		RPI 26-50		RPI 51-100		RPI 101+		Team's RPI: 276												
RPI S	Opponent	Score	RPI S	Opponent	Score	RPI S	Opponent	Score	RPI S	Opponent	Score	RPI S	Opponent	Score	RPI S	Opponent	Score	RPI S	Opponent	Score
						60	A Mississippi St.	42 88	136	A Alabama St.	62 89									
						77	A Southern U.	48 90	136	H Alabama St.	52 85									
						77	H Southern U.	62 87	156	A UAB	53 99									
									163	A Grambling	67 77									
									163	A Grambling	75 83									
									163	H Grambling	69 85									
									176	H South Carolina St.	54 66									
									178	A Belmont	44 79									
									192	A Jackson St.	53 59									
									192	H Jackson St.	62 77									
									222	A Alcorn St.	65 62									
									222	H Alcorn St.	54 68									
									277	A Texas Southern	58 68									
									277	H Texas Southern	87 88									
									292	A Prairie View	66 43									
									292	H Prairie View	59 35									
									293	A Ark. -Pine Bluff	54 43									
									293	H Ark. -Pine Bluff	65 50									
									319	A Morris Brown	71 51									
									319	H Morris Brown	92 60									
									320	A Mississippi Val.	70 49									
									320	H Mississippi Val.	79 59									
LAST 10 Division I GAMES:																				
			163	A Grambling	75 83		319	H Morris Brown	92 60											
			163	H Grambling	69 85		222	H Alcorn St.	54 68											
			192	H Jackson St.	62 77		77	H Southern U.	62 87											
			277	A Texas Southern	58 68		136	H Alabama St.	52 85											
			292	A Prairie View	66 43		320	A Mississippi Val.	70 49											

Non-Div I Games: N. C. Central

60

61

Savannah St.

57

43

Savannah St.

103

72

Alabama A&M

Loss, Non-Conf, S Site, H Home A Away N Neutral

Alabama St.											
Average RPI Win:	244	WON-LOST	WINNING	LAST 10	STRENGTH OF	OPP. STRENGTH	TEAM	ADJ.	CONF.	ADJ CONF.	
Average RPI Loss:	161	RECORD	PCT. RANK	GAMES	SCHEDULE	OF SCHEDULE	RPI	RPI	RPI	RPI	
DIV. I ONLY	22- 7	28	9- 1	306	270	132	136	26	27		
DIV. I NON-CONF.	5- 3	84	0- 0	321	173	253	254	31	31		

TOTALS	RPI 1-25	RPI 26-50	W-L RECORDS	RPI 51-100	RPI 150+						
22- 7	0- 0	0- 0	OVERALL	2- 2	20- 4						
12- 0	0- 0	0- 0	HOME	2- 0	10- 0						
8- 5	0- 0	0- 0	AWAY	0- 1	8- 3						
2- 2	0- 0	0- 0	NEUTRAL	0- 1	2- 1						
5- 3	0- 0	0- 0	NON-CONFERENCE	1- 0	4- 2						
2- 0	0- 0	0- 0	HOME	1- 0	1- 0						
2- 2	0- 0	0- 0	AWAY	0- 0	2- 1						
1- 1	0- 0	0- 0	NEUTRAL	0- 0	1- 1						
17- 4	0- 0	0- 0	CONFERENCE	1- 2	16- 2						
10- 0	0- 0	0- 0	HOME	1- 0	9- 0						
6- 3	0- 0	0- 0	AWAY	0- 1	6- 2						
1- 1	0- 0	0- 0	NEUTRAL	0- 1	1- 0						

RPI 1-25		RPI 26-50		RPI 51-100		RPI 101+		Team's RPI: 136			
RPI S	Opponent	Score	RPI S	Opponent	Score	RPI S	Opponent	Score			
						53	H Alabama	89 84	109	A Georgia St.	58 76
						77	A Southern U.	61 74	163	A Grambling	68 71
						77	H Southern U.	66 65	163	H Grambling	75 66
						77	N Southern U.	56 69	163	N Grambling	75 60
									165	N Hampton	80 75
									192	A Jackson St.	60 52
									192	H Jackson St.	61 54
									193	A Kansas	61 62
									222	A Alcorn St.	58 66
									222	H Alcorn St.	55 51
									276	A Alabama A&M	85 52
									276	H Alabama A&M	89 62
									277	A Texas Southern	72 60
									277	H Texas Southern	78 77
									277	H Texas Southern	73 45
									283	N St. John's (N.Y.)	63 83
									292	A Prairie View	74 46
									292	H Prairie View	66 45
									293	A Ark. -Pine Bluff	88 61
									293	H Ark. -Pine Bluff	68 40
									305	A Samford	78 62
									319	A Morris Brown	86 53
									319	H Morris Brown	99 49
									320	A Mississippi Val.	90 83
									320	H Mississippi Val.	85 26

LAST 10 Division I GAMES:											
						56	69	292	A Prairie View	74 46	
						163	N Grambling	75 60	277	A Texas Southern	72 60
						277	H Texas Southern	73 45	77	H Southern U.	66 65
						192	H Jackson St.	61 54	222	H Alcorn St.	55 51
						163	H Grambling	75 66	276	A Alabama A&M	85 52

Non-Div I Games: Huntington 116 36

Alabama St.

Loss, Non-Conf, S Site, H Home A Away N Neutral

Alabama:

Alabamast.

Average RPI Win:		273	WON-LOST RECORD		WINNING PCT. RANK	LAST 10 GAMES		STRENGTH OF SCHEDULE		OPP. STRENGTH OF SCHEDULE	TEAM RPI	ADJ. RPI	CONF. RPI	ADJ CONF. RPI
Average RPI Loss:		151												
DIV. I ONLY		4- 23	295		0- 10		189		213		299	298	13	13
DIV. I NON-CONF.		4- 7	218		0- 0		262		313		268	270	14	14
TOTALS		RPI 1-25	RPI 26-50		W-L RECORDS		RPI 51-100				RPI 150+			
4- 23		0- 0	0- 0		OVERALL		0- 3				4- 7			
1- 12		0- 0	0- 0		HOME		0- 1				1- 5			
3- 11		0- 0	0- 0		AWAY		0- 2				3- 2			
0- 0		0- 0	0- 0		NEUTRAL		0- 0				0- 0			
4- 7		0- 0	0- 0		NON-CONFERENCE		0- 1				4- 5			
1- 4		0- 0	0- 0		HOME		0- 0				1- 4			
3- 3		0- 0	0- 0		AWAY		0- 1				3- 1			
0- 0		0- 0	0- 0		NEUTRAL		0- 0				0- 0			
0- 16		0- 0	0- 0		CONFERENCE		0- 2				0- 2			
0- 8		0- 0	0- 0		HOME		0- 1				0- 1			
0- 8		0- 0	0- 0		AWAY		0- 1				0- 1			
0- 0		0- 0	0- 0		NEUTRAL		0- 0				0- 0			
RPI 1-25		RPI 26-50		RPI 51-100		RPI 101+		Team's RPI : 298						
RPI S	Opponent	Score	RPI S	Opponent	Score	RPI S	Opponent	Score	RPI S	Opponent	Score			
						54	A Vermont	55 77	108	A Boston U.	71 77			
						54	H Vermont	65 69	108	H Boston U.	61 80			
						57	A Si ena	59 76	112	A Bi nghamton	54 63			
									112	H Bi nghamton	54 60			
									115	A Mai ne	58 88			
									115	H Mai ne	53 59			
									125	A Bucknel l	45 64			
									133	A Hartford	36 71			
									133	H Hartford	68 74			
									134	A New Hampshi re	56 72			
									134	H New Hampshi re	42 50			
									149	A Stony Brook	58 70			
									149	H Stony Brook	46 55			
									186	H Sacred Heart	55 52			
									204	H Cornell l	62 64			
									215	A Yal e	61 80			
									223	H Col gate	66 77			
									232	A Northeastern	54 63			
									232	H Northeastern	69 81			
									257	H Navy	55 69			
									294	A Army	65 63			
									304	A Towson	66 60			
									308	A Lafayette	74 62			
									312	H St. Francis (N.Y.)	63 66			
				LAST 10 Divi sion I GAMES:										
			232	H Northeastern	69 81		115	H Mai ne	53 59					
			54	A Vermont	55 77		133	H Hartford	68 74					
			149	A Stony Brook	58 70		54	H Vermont	65 69					
			133	A Hartford	36 71		112	A Bi nghamton	54 63					
			108	H Boston U.	61 80		149	H Stony Brook	46 55					

Non-Div I Games:

Albany (N. Y.)

Loss,
Non-Conf, S Site,
H Home
A Away
N Neutral

Average RPI Win: 274		WON-LOST RECORD		WINNING PCT. RANK		LAST 10 GAMES		STRENGTH OF SCHEDULE		OPP. STRENGTH OF SCHEDULE		TEAM RPI		ADJ. RPI		CONF. RPI		ADJ CONF. RPI	
DIV. I ONLY		13- 12		143		5- 4		290		316		223		222		26		27	
DIV. I NON-CONF.		2- 4		224		0- 0		307		307		293		293		31		31	
TOTALS		RPI 1-25		RPI 26-50		W-L RECORDS		RPI 51-100		RPI 150+									
13- 12		0- 0		0- 0		OVERALL		0- 2		12- 9									
7- 3		0- 0		0- 0		HOME		0- 1		6- 2									
5- 8		0- 0		0- 0		AWAY		0- 1		5- 6									
1- 1		0- 0		0- 0		NEUTRAL		0- 0		1- 1									
2- 4		0- 0		0- 0		NON-CONFERENCE		0- 0		2- 4									
1- 0		0- 0		0- 0		HOME		0- 0		1- 0									
0- 3		0- 0		0- 0		AWAY		0- 0		0- 3									
1- 1		0- 0		0- 0		NEUTRAL		0- 0		1- 1									
11- 8		0- 0		0- 0		CONFERENCE		0- 2		10- 5									
6- 3		0- 0		0- 0		HOME		0- 1		5- 2									
5- 5		0- 0		0- 0		AWAY		0- 1		5- 3									
0- 0		0- 0		0- 0		NEUTRAL		0- 0		0- 0									
RPI 1-25		Score		RPI 26-50		Score		RPI 51-100		Score		RPI 101+		Team's RPI: 222		Score			
RPI	S	Opponent		RPI	S	Opponent		RPI	S	Opponent		RPI	S	Opponent					
								77	A	Southern U.	55	77	136	A	Al abama St.	51	55		
								77	H	Southern U.	61	70	136	H	Al abama St.	66	58		
													154	A	South Al a.	51	66		
													163	A	Grambl ing	60	65		
													163	H	Grambl ing	75	82		
													192	A	Jackson St.	50	55		
													192	A	Jackson St.	46	60		
													192	H	Jackson St.	57	53		
													203	A	Ill. -Chi cago	51	92		
													234	N	Appal achi an St.	50	61		
													252	A	Ark. -Li ttle Rock	60	71		
													276	A	Al abama A&M	68	54		
													276	H	Al abama A&M	62	65		
													277	A	Texas Southern	74	60		
													277	H	Texas Southern	75	52		
													290	H	Fl ori da A&M	67	64		
													292	A	Prai rie View	53	49		
													292	H	Prai rie View	67	40		
													293	A	Ark. -Pi ne Bl uff	78	63		
													293	H	Ark. -Pi ne Bl uff	77	33		
													301	N	Brown	68	47		
													320	A	Mi ssi ssi ppi Val .	57	53		
													320	H	Mi ssi ssi ppi Val .	64	56		
LAST 10 Div si on I GAMES:																			
						192	A	Jackson St.	46	60					136	A	Al abama St.	51	55
						292	H	Prai rie View	67	40					293	H	Ark. -Pi ne Bl uff	77	33
						277	H	Texas Southern	75	52					320	H	Mi ssi ssi ppi Val .	64	56
						77	H	Southern U.	61	70					163	A	Grambl ing	60	65
						276	A	Al abama A&M	68	54					192	A	Jackson St.	50	55

Non-Div I Games: Gardner-Webb 57 41 Philander Smith 90 52

Alcorn St.

Loss, Non-Conf, S Site, H Home A Away N Neutral

Alcorn St.

Alcorn St.

Average RPI Win: 254		WON-LOST	WINNING	LAST 10	STRENGTH OF	OPP. STRENGTH	TEAM	ADJ.	CONF.	ADJ CONF.
Average RPI Loss: 185		RECORD	PCT. RANK	GAMES	SCHEDULE	OF SCHEDULE	RPI	RPI	RPI	RPI
DIV. I ONLY	12- 15	197	5- 5	295	276	240	246	25	25	
DIV. I NON-CONF.	5- 7	204	0- 0	293	284	264	266	25	26	
TOTALS	RPI 1-25	RPI 26-50	W-L RECORDS	RPI 51-100	RPI 150+					
12- 15	0- 0	0- 0	OVERALL	1- 2	11- 10					
8- 5	0- 0	0- 0	HOME	1- 1	7- 3					
4- 8	0- 0	0- 0	AWAY	0- 1	4- 6					
0- 2	0- 0	0- 0	NEUTRAL	0- 0	0- 1					
5- 7	0- 0	0- 0	NON-CONFERENCE	1- 0	4- 6					
4- 2	0- 0	0- 0	HOME	1- 0	3- 2					
1- 4	0- 0	0- 0	AWAY	0- 0	1- 4					
0- 1	0- 0	0- 0	NEUTRAL	0- 0	0- 0					
7- 8	0- 0	0- 0	CONFERENCE	0- 2	7- 4					
4- 3	0- 0	0- 0	HOME	0- 1	4- 1					
3- 4	0- 0	0- 0	AWAY	0- 1	3- 2					
0- 1	0- 0	0- 0	NEUTRAL	0- 0	0- 1					
RPI S	RPI 1-25 Opponent Score	RPI S	RPI 26-50 Opponent Score	RPI S	RPI 51-100 Opponent Score	RPI S	RPI 101+ Opponent Score	Team's RPI: 246		
				77 H Southern U.	77 66	109 N Georgia St.	81 87			
				79 A Holy Cross	61 78	125 A Bucknel I	79 90			
				79 H Holy Cross	50 63	125 H Bucknel I	76 85			
						171 H Georgetown	56 79			
						191 A Pittsburgh	60 84			
						212 A Lehi gh	60 68			
						212 H Lehi gh	69 57			
						213 A William & Mary	70 87			
						216 H Marist	65 73			
						223 A Col gate	79 77			
						223 H Col gate	71 62			
						223 N Col gate	68 79			
						231 A Loyol a (Md.)	60 70			
						247 A UMBC	69 75			
						257 A Navy	50 67			
						257 H Navy	86 83			
						268 H Iona	69 57			
						285 H Marshal I	89 87			
						289 H Ri der	82 68			
						294 A Army	76 66			
						294 H Army	69 78			
						304 A Towson	69 60			
						308 A Lafayette	63 61			
						308 H Lafayette	92 56			
				LAST 10 Div sion I GAMES:						
				223 N Col gate	68 79	308 A Lafayette	63 61			
				79 H Holy Cross	50 63	294 A Army	76 66			
				257 A Navy	50 67	223 H Col gate	71 62			
				212 H Lehi gh	69 57	257 H Navy	86 83			
				125 A Bucknel I	79 90	79 A Holy Cross	61 78			

American

Non-Div I Games:

American

Loss,
Non-Conf, S Site,
H Home
A Away
N Neutral

Average RPI Win:		225	WON-LOST		WINNING	LAST 10	STRENGTH OF		OPP. STRENGTH	TEAM	ADJ.	CONF.	ADJ CONF.
Average RPI Loss:		142	RECORD		PCT. RANK	GAMES	SCHEDULE		OF SCHEDULE	RPI	RPI	RPI	RPI
DIV. I ONLY		10- 19	250		4- 6	206		179		235	234	15	15
DIV. I NON-CONF.		4- 5	185		0- 0	304		276		261	262	16	16
TOTALS		RPI 1-25	RPI 26-50		W-L RECORDS		RPI 51-100		RPI 150+				
10- 19		0- 0	0- 0		OVERALL		1- 6		9- 9				
5- 7		0- 0	0- 0		HOME		1- 2		4- 3				
3- 11		0- 0	0- 0		AWAY		0- 3		3- 6				
2- 1		0- 0	0- 0		NEUTRAL		0- 1		2- 0				
4- 5		0- 0	0- 0		NON-CONFERENCE		0- 0		4- 3				
2- 1		0- 0	0- 0		HOME		0- 0		2- 0				
1- 4		0- 0	0- 0		AWAY		0- 0		1- 3				
1- 0		0- 0	0- 0		NEUTRAL		0- 0		1- 0				
6- 14		0- 0	0- 0		CONFERENCE		1- 6		5- 6				
3- 6		0- 0	0- 0		HOME		1- 2		2- 3				
2- 7		0- 0	0- 0		AWAY		0- 3		2- 3				
1- 1		0- 0	0- 0		NEUTRAL		0- 1		1- 0				
RPI 1-25		RPI 26-50		RPI 51-100		RPI 101+		Team's RPI: 234					
RPI S	Opponent	Score	RPI S	Opponent	Score	RPI S	Opponent	Score	RPI S	Opponent	Score		
						66	A UNC Greensboro	51 79	118	H Charlotte	61 65		
						66	H UNC Greensboro	66 83	123	A Wake Forest	66 70		
						70	A Chattanooga	65 85	137	A Western Caro.	65 68		
						70	H Chattanooga	68 86	137	H Western Caro.	61 69		
						70	N Chattanooga	61 84	157	A Wofford	83 93		
						97	A Furman	57 71	157	H Wofford	73 96		
						97	H Furman	82 78	162	A Ga. Southern	61 82		
									162	H Ga. Southern	75 91		
									184	A Southern Mi ss.	48 61		
									200	A Col. of Charleston	52 80		
									200	H Col. of Charleston	73 83		
									218	H Campbel l	86 65		
									222	N Al corn St.	61 50		
									226	A Davi dson	89 87		
									226	H Davi dson	72 58		
									226	N Davi dson	64 63		
									235	A East Tenn. St.	87 79		
									235	H East Tenn. St.	77 74		
									248	H East Caro.	65 55		
									257	A Navy	71 72		
									260	A Radford	71 73		
									316	A UNC Asheville	81 48		
		LAST 10 Division I GAMES:											
			70	N Chattanooga	61 84	200	A Col. of Charleston	52 80					
			226	N Davi dson	64 63	226	A Davi dson	89 87					
			70	A Chattanooga	65 85	235	H East Tenn. St.	77 74					
			137	H Western Caro.	61 69	97	H Furman	82 78					
			157	A Wofford	83 93	162	A Ga. Southern	61 82					

Non-Div I Games:

Appalachian St.

Average RPI Win: 133		WON-LOST	WINNING	LAST 10	STRENGTH OF	OPP. STRENGTH	TEAM	ADJ.	CONF.	ADJ CONF.
Average RPI Loss: 64		RECORD	PCT. RANK	GAMES	SCHEDULE	OF SCHEDULE	RPI	RPI	RPI	RPI
DIV. I ONLY	14- 14	159	5- 5	40	67	85	83	7	7	
DIV. I NON-CONF.	4- 5	185	0- 0	9	57	51	50	6	6	
TOTALS	RPI 1-25	RPI 26-50	W-L RECORDS	RPI 51-100	RPI 150+					
14- 14	0- 2	3- 4	OVERALL	5- 7	6- 1					
9- 6	0- 1	3- 1	HOME	3- 3	3- 1					
5- 7	0- 1	0- 2	AWAY	2- 4	3- 0					
0- 1	0- 0	0- 1	NEUTRAL	0- 0	0- 0					
4- 5	0- 0	2- 2	NON-CONFERENCE	2- 2	0- 1					
3- 3	0- 0	2- 1	HOME	1- 1	0- 1					
1- 2	0- 0	0- 1	AWAY	1- 1	0- 0					
0- 0	0- 0	0- 0	NEUTRAL	0- 0	0- 0					
10- 9	0- 2	1- 2	CONFERENCE	3- 5	6- 0					
6- 3	0- 1	1- 0	HOME	2- 2	3- 0					
4- 5	0- 1	0- 1	AWAY	1- 3	3- 0					
0- 1	0- 0	0- 1	NEUTRAL	0- 0	0- 0					
RPI S Opponent	RPI 1-25	RPI S Opponent	RPI 26-50	RPI S Opponent	RPI 51-100	Team's RPI: 83	RPI S Opponent	RPI 101+	Score	
7 A Stanford	62 76	29 H Notre Dame	72 70	52 A Rice	74 65		167 A UCLA	71 60		
7 H Stanford	57 81	35 H UC Santa Barb.	80 94	67 A Oregon	53 72		167 H UCLA	77 62		
		37 H Pepperdine	81 77	67 H Oregon	84 68		191 H Pittsburgh	80 81		
		41 A Arizona St.	64 87	69 A Stephen F. Austin	66 68		244 A Cal i forni a	76 68		
		41 H Arizona St.	72 66	72 A Washi ngton	73 77		244 H Cal i forni a	66 61		
		41 N Arizona St.	58 66	72 H Washi ngton	83 69		280 A Washi ngton St.	106 60		
		42 A New Mexico	67 75	73 A Oregon St.	56 71		280 H Washi ngton St.	107 57		
				73 H Oregon St.	85 88					
				79 H Hol y Cross	74 83					
				85 H Ohi o St.	90 76					
				95 A Southern	78 74					
				Cal i forni a						
				95 H Southern	64 71					
				Cal i forni a						
LAST 10 Div sion I GAMES:										
41 N Ari zona St.	58 66	72 A Washi ngton	73 77							
41 H Ari zona St.	72 66	67 H Oregon	84 68							
95 H Southern Cal i forni a	64 71	73 H Oregon St.	85 88							
167 H UCLA	77 62	244 A Cal i forni a	76 68							
280 A Washi ngton St.	106 60	7 A Stanford	62 76							

Non-Di v I Games:

Ari zona

A
r
i
z
o
n
a

A
r
i
z
o
n
a

Average RPI Win: 137		WON-LOST	WINNING	LAST 10	STRENGTH OF	OPP. STRENGTH	TEAM	ADJ.	CONF.	ADJ CONF.
Average RPI Loss: 67		RECORD	PCT. RANK	GAMES	SCHEDULE	OF SCHEDULE	RPI	RPI	RPI	RPI
DIV. I ONLY	25- 9	40	7- 3	103	51	42	41	7	7	
DIV. I NON-CONF.	10- 3	32	1- 1	156	27	47	45	6	6	
TOTALS	RPI 1-25	RPI 26-50	W-L RECORDS	RPI 51-100	RPI 150+					
25- 9	2- 3	2- 0	OVERALL	8- 5	11- 1					
13- 2	0- 1	1- 0	HOME	5- 1	6- 0					
7- 6	0- 2	0- 0	AWAY	2- 4	4- 0					
5- 1	2- 0	1- 0	NEUTRAL	1- 0	1- 1					
10- 3	1- 1	2- 0	NON-CONFERENCE	0- 1	5- 1					
5- 1	0- 0	1- 0	HOME	0- 1	3- 0					
2- 1	0- 1	0- 0	AWAY	0- 0	1- 0					
3- 1	1- 0	1- 0	NEUTRAL	0- 0	1- 1					
15- 6	1- 2	0- 0	CONFERENCE	8- 4	6- 0					
8- 1	0- 1	0- 0	HOME	5- 0	3- 0					
5- 5	0- 1	0- 0	AWAY	2- 4	3- 0					
2- 0	1- 0	0- 0	NEUTRAL	1- 0	0- 0					
RPI S Opponent Score	RPI S Opponent Score	Team's RPI: 41	RPI S Opponent Score	RPI S Opponent Score	RPI S Opponent Score	RPI S Opponent Score	RPI S Opponent Score	RPI S Opponent Score	RPI S Opponent Score	RPI S Opponent Score
5 A Vanderbilt 35 61	33 N Wisconsin 73 70		67 A Oregon 86 72	107 H Rutgers 59 56						
7 A Stanford 48 62	44 H St. Peter's 72 67		67 A Oregon 64 58	139 A Northern Ill. 61 50						
7 H Stanford 66 75			67 H Oregon 69 58	160 N Western Mich. 63 77						
7 N Stanford 70 63			72 A Washi ngton 50 68	161 N Ri chmond 68 57						
9 N Kansas St. 76 58			72 H Washi ngton 66 61	167 A UCLA 70 57						
			73 A Oregon St. 70 77	167 H UCLA 64 42						
			73 H Oregon St. 71 65	193 H Kansas 73 52						
			83 A Ari zona 66 72	208 A Chi cago St. 83 43						
			83 H Ari zona 67 64	239 H Fordham 64 40						
			83 N Ari zona 66 58	244 A Cal i forni a 56 40						
			95 A Southern 49 68	244 H Cal i forni a 63 49						
			Cal i forni a	280 A Washi ngton St. 75 56						
			95 H Southern 67 60	280 H Washi ngton St. 68 40						
			Cal i forni a	295 H Del aware St. 62 42						
			99 H Loyol a Marymount 63 70							
LAST 10 Div sion I GAMES:										
5 A Vanderbilt 35 61	83 A Ari zona 66 72									
33 N Wi sconsi n 73 70	167 H UCLA 64 42									
7 N Stanford 70 63	95 H Southern Cal i forni a 67 60									
67 A Oregon 64 58	72 A Washi ngton 50 68									
83 N Ari zona 66 58	280 A Washi ngton St. 75 56									

Non-Di v I Games:

Ari zona St.

A
r
i
z
o
n
a
s
t
.

A
r
i
z
o
n
a
s
t
.

Average RPI Win: 248				WON-LOST RECORD		WINNING PCT. RANK		LAST 10 GAMES		STRENGTH OF SCHEDULE		OPP. STRENGTH OF SCHEDULE		TEAM RPI		ADJ. RPI		CONF. RPI		ADJ CONF. RPI	
DIV. I ONLY				8- 19		267		3- 7		216		155		255		252		11		11	
DIV. I NON-CONF.				6- 6		146		1- 0		284		262		226		227		13		13	
TOTALS		RPI 1-25		RPI 26-50		W-L RECORDS		RPI 51-100		RPI 150+											
8- 19		0- 3		0- 1		OVERALL		0- 3		7- 7											
6- 5		0- 1		0- 0		HOME		0- 1		5- 2											
2- 11		0- 2		0- 1		AWAY		0- 2		2- 3											
0- 3		0- 0		0- 0		NEUTRAL		0- 0		0- 2											
6- 6		0- 1		0- 0		NON-CONFERENCE		0- 1		5- 2											
4- 0		0- 0		0- 0		HOME		0- 0		3- 0											
2- 4		0- 1		0- 0		AWAY		0- 1		2- 1											
0- 2		0- 0		0- 0		NEUTRAL		0- 0		0- 1											
2- 13		0- 2		0- 1		CONFERENCE		0- 2		2- 5											
2- 5		0- 1		0- 0		HOME		0- 1		2- 2											
0- 7		0- 1		0- 1		AWAY		0- 1		0- 2											
0- 1		0- 0		0- 0		NEUTRAL		0- 0		0- 1											
RPI 1-25				RPI 26-50				RPI 51-100				RPI 101+				Team's RPI: 252					
RPI	S	Opponent	Score	RPI	S	Opponent	Score	RPI	S	Opponent	Score	RPI	S	Opponent	Score						
10	A	Bayl or	55 85	49	A	North Texas	56 84	82	A	Western Ky.	53 85	110	A	Denver	52 65						
15	A	Fl ori da Int' l	52 77					82	H	Western Ky.	51 64	116	A	Tul sa	50 77						
15	H	Fl ori da Int' l	55 70					96	A	Mi ssi ssi ppi	57 101	126	A	Mi ddl e Tenn.	63 81						
												126	H	Mi ddl e Tenn.	60 79						
												141	H	Texas A&M	80 68						
												147	N	Montana	57 77						
												154	A	South Ala.	53 69						
												174	A	Arkansas St.	41 53						
												174	H	Arkansas St.	53 59						
												180	H	Massachusetts	70 65						
												207	H	New Mexi co St.	69 49						
												207	N	New Mexi co St.	54 56						
												221	N	Hi gh Poi nt	58 77						
												222	H	Al corn St.	71 60						
												225	H	New Orleans	54 55						
												258	A	Southwest Tex. St.	42 71						
												273	H	La. -Lafayette	59 58						
												319	A	Morri s Brown	81 63						
												320	H	Mi ssi ssi ppi Val .	67 39						
												321	A	Tex. -Pan Ameri can	71 52						
				LAST 10 Di v				si on I GAMES:													
				207 N New Mexi co St.				54 56				82 A Western Ky.				53 85					
				15 H Fl ori da Int' l				55 70				174 H Arkansas St.				53 59					
				273 H La. -Lafayette				59 58				222 H Al corn St.				71 60					
				207 H New Mexi co St.				69 49				126 H Mi ddl e Tenn.				60 79					
				126 A Mi ddl e Tenn.				63 81				82 H Western Ky.				51 64					

Ark. Pine Bluff				Through Games Of 2002 Final							
Average RPI Win:	295	WON-LOST RECORD	WINNING PCT. RANK	LAST 10 GAMES	STRENGTH OF SCHEDULE	OPP. STRENGTH OF SCHEDULE	TEAM RPI	ADJ. RPI	CONF. RPI	ADJ CONF. RPI	
DIV. I ONLY	6- 19	283	2- 8		261	259	294	293	26	27	
DIV. I NON-CONF.	2- 5	249	0- 0		217	120	247	243	31	31	
<hr/>											
TOTALS	RPI 1-25		RPI 26-50		W-L RECORDS		RPI 51-100		RPI 150+		
6- 19	0- 1		0- 0		OVERALL		0- 3		6- 11		
3- 7	0- 0		0- 0		HOME		0- 1		3- 5		
2- 11	0- 0		0- 0		AWAY		0- 2		2- 6		
1- 1	0- 1		0- 0		NEUTRAL		0- 0		1- 0		
2- 5	0- 1		0- 0		NON-CONFERENCE		0- 1		2- 1		
1- 0	0- 0		0- 0		HOME		0- 0		1- 0		
0- 4	0- 0		0- 0		AWAY		0- 1		0- 1		
1- 1	0- 1		0- 0		NEUTRAL		0- 0		1- 0		
4- 14	0- 0		0- 0		CONFERENCE		0- 2		4- 10		
2- 7	0- 0		0- 0		HOME		0- 1		2- 5		
2- 7	0- 0		0- 0		AWAY		0- 1		2- 5		
0- 0	0- 0		0- 0		NEUTRAL		0- 0		0- 0		
<hr/>											
RPI 1-25		RPI 26-50			RPI 51-100			RPI 101+ Team's RPI: 293			
RPI S	Opponent	Score	RPI S	Opponent	Score	RPI S	Opponent	Score	RPI S	Opponent	Score
25 N	Bri gham Young	50 90				77 A	Southern U.	43 74	110 A	Denver	34 63
						77 H	Southern U.	29 70	116 A	Tul sa	56 66
						89 A	Mi ssouri	47 102	136 A	Al abama St.	40 68
									136 H	Al abama St.	61 88
									154 A	South Ala.	31 69
									163 A	Grambl ing	46 70
									163 H	Grambl ing	62 72
									192 A	Jackson St.	53 66
									192 H	Jackson St.	63 68
									222 A	Al corn St.	33 77
									222 H	Al corn St.	63 78
									263 H	Ai r Force	65 59
									276 A	Al abama A&M	50 65
									276 H	Al abama A&M	43 54
									277 A	Texas Southern	67 57
									277 H	Texas Southern	48 57
									292 A	Prai rie Vi ew	43 47
									292 H	Prai rie Vi ew	49 46
									299 N	McNeese St.	67 60
									320 A	Mi ssi ssi ppi Val .	60 55
									320 H	Mi ssi ssi ppi Val .	50 48
<hr/>											
LAST 10 Division I GAMES:											
320 H	Mi ssi ssi ppi Val .	50 48	222 A	Al corn St.	33 77						
192 A	Jackson St.	53 66	77 A	Southern U.	43 74						
163 A	Grambl ing	46 70	136 H	Al abama St.	61 88						
277 H	Texas Southern	48 57	276 H	Al abama A&M	43 54						
292 H	Prai rie Vi ew	49 46	192 H	Jackson St.	63 68						

Ark - Pine Bluff

Ark - Pine Bluff

Non-Div l Games:

Ark. -Pi ne Bl uff

Loss, Non-Conf, S Site, H Home A Away N Neutral

Arkansas																			
Average RPI Win: 100		WON-LOST RECORD		WINNING PCT. RANK		LAST 10 GAMES		STRENGTH OF SCHEDULE		OPP. STRENGTH OF SCHEDULE		TEAM RPI		ADJ. RPI		CONF. RPI		ADJ CONF. RPI	
Average RPI Loss: 46																			
DIV. I ONLY		20- 12		78		7- 3		21		16		31		26		1		1	
DIV. I NON-CONF.		11- 4		42		2- 1		98		93		44		42		1		1	
TOTALS		RPI 1-25		RPI 26-50		W-L RECORDS		RPI 51-100		RPI 150+									
20- 12		5- 6		2- 1		OVERALL		5- 4		6- 0									
12- 2		3- 0		1- 0		HOME		2- 1		5- 0									
4- 9		1- 5		1- 1		AWAY		1- 3		0- 0									
4- 1		1- 1		0- 0		NEUTRAL		2- 0		1- 0									
11- 4		1- 2		1- 0		NON-CONFERENCE		2- 1		6- 0									
6- 1		0- 0		0- 0		HOME		1- 0		5- 0									
3- 3		1- 2		1- 0		AWAY		0- 1		0- 0									
2- 0		0- 0		0- 0		NEUTRAL		1- 0		1- 0									
9- 8		4- 4		1- 1		CONFERENCE		3- 3		0- 0									
6- 1		3- 0		1- 0		HOME		1- 1		0- 0									
1- 6		0- 3		0- 1		AWAY		1- 2		0- 0									
2- 1		1- 1		0- 0		NEUTRAL		1- 0		0- 0									
RPI 1-25		RPI 26-50		Team's RPI: 26		RPI 51-100		RPI 101+											
RPI S	Opponent	Score		RPI S	Opponent	Score		RPI S	Opponent	Score		RPI S	Opponent	Score					
1	A Tennessee	65 93		28	A Florida	58 64		53	A Alabama	72 70		116	A Tulsa	55 52					
5	H Vanderbilt	67 57		30	A Boston College	76 60		53	H Alabama	70 84		131	H Kentucky	76 64					
5	N Vanderbilt	78 81		31	H Georgia	66 45		56	H Auburn	88 65		145	H Northern Iowa	63 66					
8	A South Carolina	66 91						58	N Clemson	78 68		160	H Western Mi ch.	73 69					
8	H South Carolina	74 46						59	H Oklahoma St.	81 78		166	H Memphis	85 48					
8	N South Carolina	79 61						60	A Mississippi St.	82 85		197	H Dayton	73 55					
9	A Kansas St.	68 82						94	A Southwest Mo. St.	48 64		198	N Texas-Arlington	79 48					
23	A LSU	55 65						96	A Mississippi	46 81		267	H La. -Monroe	99 47					
23	H LSU	80 71						96	N Mississippi	78 60		320	H Mississippi Val .	83 37					
24	A TCU	58 60																	
25	A Bri gham Young	85 57																	
				LAST 10 Di v				si on I GAMES:											
				9 A Kansas St. 68 82				31 H Georgi a 66 45											
				58 N Cl emson 78 68				28 A Fl ori da 58 64											
				5 N Vanderbil t 78 81				56 H Auburn 88 65											
				8 N South Carol ina 79 61				320 H Mi ssi ssi ppi Val . 83 37											
				96 N Mi ssi ssi ppi 78 60				23 H LSU 80 71											

Non-Div l Games:

Arkansas

Loss, Non-Conf, S Site, H Home A Away N Neutral

Average RPI Win:		181	Arkansas St.		WON-LOST		WINNING		LAST 10		STRENGTH OF		OPP. STRENGTH		TEAM		ADJ.		CONF.		ADJ CONF.	
Average RPI Loss:		107	RECORD		PCT. RANK		GAMES		SCHEDULE		OF SCHEDULE		RPI		RPI		RPI		RPI			
DIV. I ONLY		12- 16	204		5- 5				141		106		177		174		11		11			
DIV. I NON-CONF.		6- 7	168		1- 0				176		99		164		162		13		13			
TOTALS		RPI 1-25		RPI 26-50		W-L RECORDS		RPI 51-100		RPI 150+												
12- 16		1- 2		0- 2		OVERALL		3- 3		8- 3												
6- 6		1- 0		0- 1		HOME		1- 1		4- 1												
4- 9		0- 2		0- 1		AWAY		1- 2		3- 2												
2- 1		0- 0		0- 0		NEUTRAL		1- 0		1- 0												
6- 7		0- 1		0- 1		NON-CONFERENCE		2- 2		4- 0												
2- 3		0- 0		0- 1		HOME		1- 0		1- 0												
2- 3		0- 1		0- 0		AWAY		0- 2		2- 0												
2- 1		0- 0		0- 0		NEUTRAL		1- 0		1- 0												
6- 9		1- 1		0- 1		CONFERENCE		1- 1		4- 3												
4- 3		1- 0		0- 0		HOME		0- 1		3- 1												
2- 6		0- 1		0- 1		AWAY		1- 0		1- 2												
0- 0		0- 0		0- 0		NEUTRAL		0- 0		0- 0												
RPI 1-25		RPI 26-50		RPI 51-100		Team's RPI: 174																
RPI S	Opponent	Score		RPI S	Opponent	Score		RPI S	Opponent	Score		RPI S	Opponent	Score								
15	A Florida Int'l	61	73	45	H Michigan St.	59	70	74	N Ball St.	74	72	101	H Marquette	60	63							
15	H Florida Int'l	58	57	49	A North Texas	66	82	82	A Western Ky.	55	54	105	N Georgia Tech	52	77							
22	A Louisiana Tech	54	78					82	H Western Ky.	62	77	110	A Denver	62	72							
								86	A DePaul	68	86	126	A Middle Tenn.	64	79							
								96	H Mississippi	86	81	126	H Middle Tenn.	68	80							
								99	A Loyola Marymount	58	60	145	H Northern Iowa	64	70							
												154	H South Ala.	54	61							
												160	N Western Mich.	72	62							
												192	H Jackson St.	69	62							
												207	H New Mexico St.	75	55							
												225	A New Orleans	69	70							
												225	A New Orleans	47	51							
												248	A East Caro.	72	69							
												252	A Ark. -Little Rock	59	53							
												252	H Ark. -Little Rock	53	41							
												273	H La. -Lafayette	77	55							
												321	A Tex. -Pan American	97	70							
LAST 10 Division I GAMES:																						
225	A New Orleans	47	51	126	A Middle Tenn.	64	79															
15	A Florida Int'l	61	73	321	A Tex. -Pan American	97	70															
207	H New Mexico St.	75	55	252	A Ark. -Little Rock	59	53															
273	H La. -Lafayette	77	55	82	H Western Ky.	62	77															
82	A Western Ky.	55	54	126	H Middle Tenn.	68	80															

Non-Div I Games:

Arkansas St.

Loss,
Non-Conf, S Site,
H Home
A Away
N Neutral

Average RPI Win:	251
Average RPI Loss:	202
DIV. I ONLY DIV. I NON-CONF.	10- 18 4- 8
WON-LOST RECORD	245 224
PCT. RANK	3- 7 0- 0
LAST 10 GAMES	314 318
STRENGTH OF SCHEDULE	257 285
OPP. STRENGTH OF SCHEDULE	293 310
TEAM RPI	294 312
ADJ. RPI	25 25
CONF. RPI	25 26
ADJ CONF. RPI	
TOTALS	RPI 1-25
10- 18	0- 0
5- 8	0- 0
4- 8	0- 0
1- 2	0- 0
4- 8	0- 0
2- 4	0- 0
2- 3	0- 0
0- 1	0- 0
6- 10	0- 0
3- 4	0- 0
2- 5	0- 0
1- 1	0- 0
RPI 26-50	
0- 1	
0- 0	
0- 1	
0- 0	
0- 1	
0- 0	
0- 1	
0- 0	
0- 0	
0- 0	
0- 0	
0- 0	
0- 0	
0- 0	
0- 0	
0- 0	
0- 0	
W-L RECORDS	
OVERALL	1- 1
HOME	1- 0
AWAY	0- 1
NEUTRAL	0- 0
NON-CONFERENCE	0- 0
HOME	0- 0
AWAY	0- 0
NEUTRAL	0- 0
CONFERENCE	1- 1
HOME	1- 0
AWAY	0- 1
NEUTRAL	0- 0
RPI 51-100	
9- 13	
4- 7	
4- 5	
1- 1	
4- 7	
2- 4	
2- 2	
0- 1	
5- 6	
2- 3	
2- 3	
1- 0	
RPI 150+	
RPI S Opponent Score	
29 A Notre Dame	57 89
RPI S Opponent Score	
79 A Holy Cross	51 66
79 H Holy Cross	68 67
RPI S Opponent Score	
125 A Bucknel I	69 79
125 H Bucknel I	64 82
125 N Bucknel I	67 83
212 A Lehi gh	58 60
212 H Lehi gh	58 67
212 N Lehi gh	71 66
214 N Qui nni pi ac	57 61
215 A Yal e	71 69
223 A Col gate	65 88
223 H Col gate	61 65
226 H Davi dson	58 72
229 H Col umbi a	61 64
246 A Ameri can	78 69
246 H Ameri can	66 76
256 H Hofstra	51 68
257 A Navy	60 71
257 H Navy	75 67
263 A Ai r Force	52 77
264 H Pri nceton	69 65
298 H Al bany (N. Y.)	63 65
301 A Brown	56 65
308 A Lafayette	56 52
308 H Lafayette	73 51
310 A Sacramento St.	64 59
312 H St. Francis (N. Y.)	83 64
LAST 10 Division I Games:	
125 N Bucknel I	67 83
212 N Lehi gh	71 66
257 H Navy	75 67
223 H Col gate	61 65
79 A Hol y Cross	51 66
308 A Lafayette	56 52
125 H Bucknel I	64 82
246 H Ameri can	66 76
212 A Lehi gh	58 60
223 A Col gate	65 88

Non-Div I Games: 1 PFW

82 73

Army

Loss, Non-Conf, S Site, H Home A Away N Neutral

Average RPI Win: 147
Average RPI Loss: 31

WON-LOST
RECORD

WINNING
PCT. RANK

LAST 10
GAMES

STRENGTH OF
SCHEDULE

OPP. STRENGTH
OF SCHEDULE

TEAM
RPI

ADJ.
RPI

CONF.
RPI

ADJ CONF.
RPI

DIV. I ONLY	16- 13	119	2- 8	31	32	56	56	1	1
DIV. I NON-CONF.	12- 1	5	0- 0	150	181	28	29	1	1

TOTALS	RPI 1-25	RPI 26-50	W-L RECORDS	RPI 51-100	RPI 150+
16- 13	1- 6	2- 3	OVERALL	3- 4	8- 0
11- 5	1- 1	1- 2	HOME	2- 2	6- 0
3- 6	0- 3	0- 1	AWAY	1- 2	1- 0
2- 2	0- 2	1- 0	NEUTRAL	0- 0	1- 0
12- 1	0- 1	1- 0	NON-CONFERENCE	2- 0	8- 0
9- 0	0- 0	1- 0	HOME	1- 0	6- 0
2- 0	0- 0	0- 0	AWAY	1- 0	1- 0
1- 1	0- 1	0- 0	NEUTRAL	0- 0	1- 0
4- 12	1- 5	1- 3	CONFERENCE	1- 4	0- 0
2- 5	1- 1	0- 2	HOME	1- 2	0- 0
1- 6	0- 3	0- 1	AWAY	0- 2	0- 0
1- 1	0- 1	1- 0	NEUTRAL	0- 0	0- 0

RPI	S	Opponent	Score
1	A	Tennessee	50 71
1	H	Tennessee	53 66
5	A	Vanderbilt	54 72
5	N	Vanderbilt	39 55
8	H	South Carolina	67 49
16	N	Iowa St.	75 80
23	A	LSU	62 76

RPI	S	Opponent	Score
26	A	Arkansas	65 88
28	H	Florida	61 70
28	N	Florida	70 57
31	H	Georgia	49 60
43	H	Syracuse	58 55

RPI	S	Opponent	Score
53	A	Alabama	70 78
53	H	Alabama	57 60
60	A	Mississippi St.	57 76
60	H	Mississippi St.	81 61
77	H	Southern U.	57 46
96	H	Mississippi	53 63
97	A	Furman	80 62

RPI	S	Opponent	Score
103	H	Florida St.	71 59
131	A	Kentucky	70 66
156	A	UAB	62 57
177	N	Texas-San Antonio	73 50
206	H	Mercer	97 59
208	H	Chicago St.	74 54
224	H	Troy St.	86 44
245	H	Charleston So.	67 52
290	H	Florida A&M	85 36
296	H	Tennessee St.	96 46

LAST 10 Division I GAMES:

5	N	Vanderbilt	39 55	53	H	Alabama	57 60
28	N	Florida	70 57	23	A	LSU	62 76
5	A	Vanderbilt	54 72	60	A	Mississippi St.	57 76
8	H	South Carolina	67 49	96	H	Mississippi	53 63
26	A	Arkansas	65 88	1	H	Tennessee	53 66

Auburn

Auburn

Non-Div I Games:

Auburn

Loss, Non-Conf, S Site, H Home A Away N Neutral

Average RPI Win: 203		WON-LOST	WINNING	LAST 10	STRENGTH OF	OPP. STRENGTH	TEAM	ADJ.	CONF.	ADJ CONF.	
Average RPI Loss: 134		RECORD	PCT. RANK	GAMES	SCHEDULE	OF SCHEDULE	RPI	RPI	RPI	RPI	
DIV. I ONLY	19- 12	84	5- 5	130	219	110	114	19	19		
DIV. I NON-CONF.	7- 5	103	0- 1	126	202	111	114	21	21		
<hr/>											
TOTALS	RPI 1-25	RPI 26-50	W-L RECORDS	RPI 51-100	RPI 150+						
19- 12	0- 1	0- 0	OVERALL	3- 3	14- 4						
9- 4	0- 0	0- 0	HOME	1- 1	7- 2						
6- 7	0- 1	0- 0	AWAY	0- 2	5- 2						
4- 1	0- 0	0- 0	NEUTRAL	2- 0	2- 0						
7- 5	0- 1	0- 0	NON-CONFERENCE	0- 0	6- 1						
3- 1	0- 0	0- 0	HOME	0- 0	3- 0						
2- 3	0- 1	0- 0	AWAY	0- 0	1- 1						
2- 1	0- 0	0- 0	NEUTRAL	0- 0	2- 0						
12- 7	0- 0	0- 0	CONFERENCE	3- 3	8- 3						
6- 3	0- 0	0- 0	HOME	1- 1	4- 2						
4- 4	0- 0	0- 0	AWAY	0- 2	4- 1						
2- 0	0- 0	0- 0	NEUTRAL	2- 0	0- 0						
<hr/>											
RPI 1-25		RPI 26-50		RPI 51-100		RPI 101+		Team's RPI: 114			
RPI S	Opponent	Score	RPI S	Opponent	Score	RPI S	Opponent	Score			
6	A Purdue	49 80				75	A Eastern Ky.	82 102	103	A Florida St.	65 89
						75	H Eastern Ky.	72 70	113	A Evansville	76 74
						75	N Eastern Ky.	78 77	122	N Howard	64 73
						91	A Tennessee Tech	62 80	124	A Morehead St.	63 72
						91	H Tennessee Tech	80 81	124	H Morehead St.	89 61
						91	N Tennessee Tech	85 83	126	H Middle Tenn.	69 78
									156	A UAB	64 87
									168	H St. Louis	78 61
									182	H Canisius	99 95
									196	H Indiana St.	73 58
									202	A Southeast Mo. St.	77 73
									202	H Southeast Mo. St.	68 80
									202	H Southeast Mo. St.	76 67
									204	N Cornell	66 61
									242	A Tenn.-Martin	72 60
									242	H Tenn.-Martin	76 81
									254	N Birmingham-So.	69 56
									271	A Murray St.	57 66
									271	H Murray St.	85 73
									281	A Lipscomb	77 63
									288	A Eastern Ill.	75 64
									288	H Eastern Ill.	103 69
									296	A Tennessee St.	62 52
									296	H Tennessee St.	80 70
<hr/>											
LAST 10 Division I GAMES:											
6	A Purdue	49 80	124	A Morehead St.	63 72						
91	N Tennessee Tech	85 83	91	A Tennessee Tech	62 80						
75	N Eastern Ky.	78 77	296	A Tennessee St.	62 52						
202	H Southeast Mo. St.	76 67	271	A Murray St.	57 66						
202	H Southeast Mo. St.	68 80	124	H Morehead St.	89 61						

Austin Peay

Non-Div I Games:

Austin Peay

Loss,
Non-Conf, S Site,
H Home
A Away
N Neutral

Average RPI Win: 199

Average RPI Loss: 86

WON-LOST
RECORDWINNING
PCT. RANKLAST 10
GAMESSTRENGTH OF
SCHEDULEOPP. STRENGTH
OF SCHEDULETEAM
RPIADJ.
RPICONF.
RPIADJ CONF.
RPI

DIV. I ONLY

22- 8

41

6- 4

146

153

71

74

18

18

DIV. I NON-CONF.

7- 4

75

1- 1

186

87

105

111

19

20

TOTALS

RPI 1-25

RPI 26-50

W-L RECORDS

RPI 51-100

RPI 150+

22- 8

0- 2

0- 0

OVERALL

1- 3

14- 1

11- 1

0- 0

0- 0

HOME

1- 1

7- 0

7- 5

0- 2

0- 0

AWAY

0- 1

5- 0

4- 2

0- 0

0- 0

NEUTRAL

0- 1

2- 1

7- 4

0- 2

0- 0

NON-CONFERENCE

1- 1

6- 1

3- 1

0- 0

0- 0

HOME

1- 1

2- 0

2- 2

0- 2

0- 0

AWAY

0- 0

2- 0

2- 1

0- 0

0- 0

NEUTRAL

0- 0

2- 1

15- 4

0- 0

0- 0

CONFERENCE

0- 2

8- 0

8- 0

0- 0

0- 0

HOME

0- 0

5- 0

5- 3

0- 0

0- 0

AWAY

0- 1

3- 0

2- 1

0- 0

0- 0

NEUTRAL

0- 1

0- 0

RPI 1-25

RPI 26-50

RPI 51-100

Team's RPI: 74

RPI 101+

RPI	S	Opponent	Score
2	A	Connecticut	69 103
15	A	Florida Int'l	67 85

RPI	S	Opponent	Score
-----	---	----------	-------

RPI	S	Opponent	Score
61	H	Valparaiso	69 77
78	H	Louisville	95 84
90	A	Kent St.	57 64
90	N	Kent St.	59 73

RPI	S	Opponent	Score
102	A	Tolledo	81 67
102	H	Tolledo	68 61
117	A	Eastern Mich.	75 76
117	H	Eastern Mich.	89 71
117	N	Eastern Mich.	83 57
127	A	Miami (Ohio)	70 59
139	A	Northern Ill.	64 67
139	H	Northern Ill.	64 48
139	N	Northern Ill.	77 59
156	N	UAB	77 68
160	A	Western Mich.	85 73
174	N	Arkansas St.	72 74
227	A	Illinois St.	78 61
237	H	Buffalo	72 59
240	A	IUPUI	76 70
243	A	Central Mich.	90 81
243	H	Central Mich.	80 58
251	A	Ohio	85 74
267	N	La.-Monroe	85 63
272	H	Bowling Green	89 60
275	H	Wright St.	89 54
285	H	Marshall	50 42
286	H	Butler	89 68
313	H	Akron	99 55

LAST 10 Division I GAMES:

61	H	Valparaiso	69 77	102	A	Tolledo	81 67
78	H	Louisville	95 84	243	H	Central Mich.	80 58
90	N	Kent St.	59 73	139	H	Northern Ill.	64 48
139	N	Northern Ill.	77 59	117	A	Eastern Mich.	75 76
117	N	Eastern Mich.	83 57	90	A	Kent St.	57 64

Non-Div I Games: IPFW

94 50

St. Francis (Ind) 99 55

Ball St.

Average RPI Win: 114		WON-LOST	WINNING	LAST 10	STRENGTH OF	OPP. STRENGTH	TEAM	ADJ.	CONF.	ADJ CONF.	
Average RPI Loss: 9		RECORD	PCT. RANK	GAMES	SCHEDULE	OF SCHEDULE	RPI	RPI	RPI	RPI	
DIV. I ONLY		27- 6	10	8- 2	36	14	10	10	2	2	
DIV. I NON-CONF.		13- 1	3	1- 1	188	135	30	31	2	2	
TOTALS		RPI 1-25	RPI 26-50	W-L RECORDS	RPI 51-100	RPI 150+					
27- 6		7- 6	1- 0	OVERALL	5- 0	9- 0					
15- 2		3- 2	0- 0	HOME	2- 0	6- 0					
8- 3		2- 3	0- 0	AWAY	3- 0	2- 0					
4- 1		2- 1	1- 0	NEUTRAL	0- 0	1- 0					
13- 1		0- 1	1- 0	NON-CONFERENCE	1- 0	8- 0					
8- 1		0- 1	0- 0	HOME	0- 0	5- 0					
3- 0		0- 0	0- 0	AWAY	1- 0	2- 0					
2- 0		0- 0	1- 0	NEUTRAL	0- 0	1- 0					
14- 5		7- 5	0- 0	CONFERENCE	4- 0	1- 0					
7- 1		3- 1	0- 0	HOME	2- 0	1- 0					
5- 3		2- 3	0- 0	AWAY	2- 0	0- 0					
2- 1		2- 1	0- 0	NEUTRAL	0- 0	0- 0					
RPI 1-25		Team's RPI: 10		RPI 26-50		RPI 51-100		RPI 101+			
RPI S	Opponent	Score	RPI S	Opponent	Score	RPI S	Opponent	Score	RPI S	Opponent	Score
3	A Okl ahoma	60 69	49 N	North Texas	85 78	55	A Hawai i	70 65	108	H Boston U.	81 56
3	H Okl ahoma	73 82				59	A Okl ahoma St.	62 61	110	H Denver	65 60
3	N Okl ahoma	69 84				59	H Okl ahoma St.	80 62	125	H Bucknel l	80 56
9	A Kansas St.	75 89				89	A Mi ssouri	80 59	141	A Texas A&M	81 68
11	A Texas	80 70				92	H Nebraska	74 62	141	H Texas A&M	95 61
11	H Texas	76 69							167	H UCLA	92 59
13	A Texas Tech	63 83							185	A Nevada	86 58
13	H Texas Tech	85 69							188	A Oral Roberts	74 46
13	N Texas Tech	75 60							193	H Kansas	68 49
14	H Col orado	80 69							198	H Texas-Arl ington	90 55
16	A Iowa St.	95 91							203	N Ill. -Chi cago	62 43
16	N Iowa St.	91 83							252	H Ark. -Li ttle Rock	85 55
21	H Drake	72 76							263	H Air Force	78 47
									307	H Sam Houston St.	87 42
			LAST 10 Div			sion I GAMES:					
			21	H Drake	72 76	16	A Iowa St.	95 91			
			125	H Bucknel l	80 56	59	A Okl ahoma St.	62 61			
			3	N Okl ahoma	69 84	14	H Col orado	80 69			
			16	N Iowa St.	91 83	11	H Texas	76 69			
			13	N Texas Tech	75 60	141	A Texas A&M	81 68			

Non-Div I Games:

Baylor

Average RPI Win: 245		WON-LOST RECORD	WINNING PCT. RANK	LAST 10 GAMES	STRENGTH OF SCHEDULE	OPP. STRENGTH OF SCHEDULE	TEAM RPI	ADJ. RPI	CONF. RPI	ADJ CONF. RPI
Average RPI Loss: 174										
DIV. I ONLY		18- 9	63	4- 6	307	271	173	178	24	24
DIV. I NON-CONF.		5- 1	19	0- 0	308	293	140	142	24	24
<hr/>										
TOTALS	RPI 1-25		RPI 26-50	W-L RECORDS	RPI 51-100			RPI 150+		
18- 9	0- 1		0- 0	OVERALL	0- 0			17- 7		
8- 3	0- 0		0- 0	HOME	0- 0			7- 3		
9- 5	0- 1		0- 0	AWAY	0- 0			9- 3		
1- 1	0- 0		0- 0	NEUTRAL	0- 0			1- 1		
5- 1	0- 1		0- 0	NON-CONFERENCE	0- 0			5- 0		
1- 0	0- 0		0- 0	HOME	0- 0			1- 0		
3- 1	0- 1		0- 0	AWAY	0- 0			3- 0		
1- 0	0- 0		0- 0	NEUTRAL	0- 0			1- 0		
13- 8	0- 0		0- 0	CONFERENCE	0- 0			12- 7		
7- 3	0- 0		0- 0	HOME	0- 0			6- 3		
6- 4	0- 0		0- 0	AWAY	0- 0			6- 3		
0- 1	0- 0		0- 0	NEUTRAL	0- 0			0- 1		
<hr/>										
RPI S	RPI 1-25	Score	RPI S	RPI 26-50	Score	RPI S	RPI 51-100	Score	RPI S	RPI 101+ Team's RPI: 178
20	A Cincinnati	73 87							109	A Georgia St. 47 69
									109	H Georgia St. 87 85
									153	A Fla. Atlantic 70 72
									153	H Fla. Atlantic 97 86
									181	A UCF 76 61
									181	H UCF 86 87
									206	A Mercer 71 78
									206	H Mercer 79 70
									206	N Mercer 65 69
									209	A Stetson 76 48
									209	H Stetson 81 87
									218	A Campbell 67 66
									218	H Campbell 65 56
									224	A Troy St. 58 83
									224	H Troy St. 75 53
									235	N East Tenn. St. 94 71
									259	A Jacksonville St. 70 60
									259	H Jacksonville St. 71 73
									276	H Alabama A&M 79 44
									281	A Lipscomb 76 74
									296	A Tennessee St. 83 60
									305	A Samford 77 70
									305	H Samford 92 60
									309	A Jacksonville 64 57
									309	H Jacksonville 71 49
									316	A UNC Asheville 81 54
<hr/>										
LAST 10 Division I GAMES:										
			206	N Mercer	65 69		305	A Samford	77 70	
			218	H Campbell	65 56		259	H Jacksonville St.	71 73	
			109	A Georgia St.	47 69		153	H Fla. Atlantic	97 86	
			206	A Mercer	71 78		181	H UCF	86 87	
			224	A Troy St.	58 83		209	A Stetson	76 48	

Non-Div I Games: Cumberland (Tenn82 48

Belmont

Bethune Cookman				Through Games Of 2002 Final						
Average RPI Win:	273	WON-LOST RECORD	WINNING PCT. RANK	LAST 10 GAMES	STRENGTH OF SCHEDULE	OPP. STRENGTH OF SCHEDULE	TEAM RPI	ADJ. RPI	CONF. RPI	ADJ CONF. RPI
Average RPI Loss:	194									
DIV. I ONLY	12- 13	179	6- 3	319	307	266	266	29	29	
DIV. I NON-CONF.	3- 3	146	0- 0	256	282	203	203	29	29	
<hr/>										
TOTALS	RPI 1-25	RPI 26-50	W-L RECORDS	RPI 51-100	RPI 150+					
12- 13	0- 0	0- 0	OVERALL	0- 0	11- 10					
7- 3	0- 0	0- 0	HOME	0- 0	6- 3					
5- 7	0- 0	0- 0	AWAY	0- 0	5- 5					
0- 3	0- 0	0- 0	NEUTRAL	0- 0	0- 2					
3- 3	0- 0	0- 0	NON-CONFERENCE	0- 0	3- 2					
1- 0	0- 0	0- 0	HOME	0- 0	1- 0					
2- 1	0- 0	0- 0	AWAY	0- 0	2- 1					
0- 2	0- 0	0- 0	NEUTRAL	0- 0	0- 1					
9- 10	0- 0	0- 0	CONFERENCE	0- 0	8- 8					
6- 3	0- 0	0- 0	HOME	0- 0	5- 3					
3- 6	0- 0	0- 0	AWAY	0- 0	3- 4					
0- 1	0- 0	0- 0	NEUTRAL	0- 0	0- 1					
<hr/>										
RPI 1-25		RPI 26-50		RPI 51-100		RPI 101+ Team's RPI : 266				
RPI S	Opponent	Score	RPI S	Opponent	Score	RPI S	Opponent	Score		
						122	A Howard	63	85	
						122	H Howard	77	62	
						132	A Norfolk St.	54	77	
						137	N Western Caro.	52	65	
						159	A South Fla.	58	77	
						165	H Hampton	65	67	
						176	A South Carolina St.	51	60	
						176	H South Carolina St.	40	43	
						183	A Coppin St.	65	68	
						183	H Coppin St.	57	65	
						198	N Texas-Arlington	56	66	
						204	H Cornell	69	65	
						209	A Stetson	77	65	
						278	A Md. -East. Shore	47	48	
						278	H Md. -East. Shore	73	64	
						290	A Fl ori da A&M	57	53	
						290	H Fl ori da A&M	75	65	
						295	A Del aware St.	54	58	
						295	H Del aware St.	62	53	
						315	A N. C. A&T	74	51	
						315	H N. C. A&T	66	42	
						315	N N. C. A&T	53	57	
						317	A Morgan St.	44	37	
						317	H Morgan St.	66	52	
						319	A Morris Brown	82	59	
LAST 10 Division I GAMES:										
						315	N N. C. A&T	53	57	
						290	A Fl ori da A&M	57	53	
						183	A Coppin St.	65	68	
						317	A Morgan St.	44	37	
						122	H Howard	77	62	
						295	H Del aware St.	62	53	
						315	A N. C. A&T	74	51	
						176	A South Carolina St.	51	60	
						278	H Md. -East. Shore	73	64	
						132	A Norfolk St.	54	77	

Non-Div	Games: Savannah St.	70	56	Savannah St.	74	50
---------	---------------------	----	----	--------------	----	----

Bethune-Cookman

Loss, Non-Conf, S Site, H Home A Away N Neutral

Average RPI Win: 200		WON-LOST	WINNING	LAST 10	STRENGTH OF	OPP. STRENGTH	TEAM	ADJ.	CONF.	ADJ CONF.
Average RPI Loss: 117		RECORD	PCT. RANK	GAMES	SCHEDULE	OF SCHEDULE	RPI	RPI	RPI	RPI
DIV. I ONLY	19- 9	57	5- 5	223	158	111	112	13	13	
DIV. I NON-CONF.	9- 2	24	0- 0	267	253	103	108	14	14	
TOTALS	RPI 1-25	RPI 26-50	W-L RECORDS	RPI 51-100	RPI 150+					
19- 9	0- 0	0- 0	OVERALL	0- 2	11- 1					
10- 2	0- 0	0- 0	HOME	0- 1	4- 0					
7- 6	0- 0	0- 0	AWAY	0- 1	5- 1					
2- 1	0- 0	0- 0	NEUTRAL	0- 0	2- 0					
9- 2	0- 0	0- 0	NON-CONFERENCE	0- 0	7- 1					
4- 0	0- 0	0- 0	HOME	0- 0	2- 0					
3- 2	0- 0	0- 0	AWAY	0- 0	3- 1					
2- 0	0- 0	0- 0	NEUTRAL	0- 0	2- 0					
10- 7	0- 0	0- 0	CONFERENCE	0- 2	4- 0					
6- 2	0- 0	0- 0	HOME	0- 1	2- 0					
4- 4	0- 0	0- 0	AWAY	0- 1	2- 0					
0- 1	0- 0	0- 0	NEUTRAL	0- 0	0- 0					
RPI S	RPI 1-25 Opponent Score	RPI S	RPI 26-50 Opponent Score	RPI S	RPI 51-100 Opponent Score	RPI S	RPI 101+ Opponent Score	Team's RPI: 112		
				54 A Vermont	57 75	106 A Seton Hall I	44 61			
				54 H Vermont	51 71	108 A Boston U.	54 62			
						108 H Boston U.	64 40			
						115 A Mai ne	62 63			
						115 H Mai ne	85 71			
						124 H Morehead St.	71 63			
						125 H Bucknell I	58 57			
						133 A Hartford	49 55			
						133 H Hartford	78 72			
						134 A New Hampshi re	62 56			
						134 H New Hampshi re	49 62			
						134 N New Hampshi re	53 58			
						149 A Stony Brook	61 50			
						149 H Stony Brook	63 50			
						190 N Drexel	63 57			
						201 A Wagner	66 61			
						204 A Cornel I	66 61			
						212 A Lehi gh	60 67			
						223 H Col gate	65 63			
						232 A Northeastern	65 48			
						232 H Northeastern	63 49			
						263 A Ai r Force	54 46			
						298 A Al bany (N. Y.)	60 54			
						298 H Al bany (N. Y.)	63 54			
						308 H Lafayette	72 49			
						317 N Morgan St.	72 47			
			LAST 10 Div	sion I GAMES:						
			134 N New Hampshi re	53 58	54 H Vermont	51 71				
			149 H Stony Brook	63 50	133 A Hartford	49 55				
			134 H New Hampshi re	49 62	298 H Al bany (N. Y.)	63 54				
			54 A Vermont	57 75	134 A New Hampshi re	62 56				
			133 H Hartford	78 72	298 A Al bany (N. Y.)	60 54				

Non-Di v I Games:

Binghamton

Loss, Non-Conf, S Site, H Home A Away N Neutral

Through Games of 2002 Final																			
Average RPI Win: 285		WON-LOST RECORD		WINNING PCT. RANK		LAST 10 GAMES		STRENGTH OF SCHEDULE		OPP. STRENGTH OF SCHEDULE		TEAM RPI		ADJ. RPI		CONF. RPI		ADJ. CONF. RPI	
Average RPI Loss: 187																			
DIV. I ONLY		14- 11		117		6- 4		321		308		251		254		32		32	
DIV. I NON-CONF.		11- 10		145		5- 4		292		321		296		297		32		32	
TOTALS		RPI 1-25		RPI 26-50		W-L RECORDS		RPI 51-100		RPI 150+									
14- 11		0- 0		0- 0		OVERALL		0- 3		14- 7									
7- 6		0- 0		0- 0		HOME		0- 2		7- 4									
6- 4		0- 0		0- 0		AWAY		0- 1		6- 3									
1- 1		0- 0		0- 0		NEUTRAL		0- 0		1- 0									
11- 10		0- 0		0- 0		NON-CONFERENCE		0- 3		11- 6									
6- 5		0- 0		0- 0		HOME		0- 2		6- 3									
4- 4		0- 0		0- 0		AWAY		0- 1		4- 3									
1- 1		0- 0		0- 0		NEUTRAL		0- 0		1- 0									
3- 1		0- 0		0- 0		CONFERENCE		0- 0		3- 1									
1- 1		0- 0		0- 0		HOME		0- 0		1- 1									
2- 0		0- 0		0- 0		AWAY		0- 0		2- 0									
0- 0		0- 0		0- 0		NEUTRAL		0- 0		0- 0									
RPI 1-25		Score		RPI 26-50		Score		RPI 51-100		Score		RPI 101+		Team's RPI: 254		Score			
RPI S Opponent				RPI S Opponent				RPI S Opponent				RPI S Opponent							
								53 H Al abama		38 73		114 N Austin Peay		56 69					
								98 A Li berty		56 72		221 A High Point		53 61					
								98 H Li berty		59 74		221 H Hi gh Point		69 71					
												224 H Troy St.		57 65					
												227 A El on		55 61					
												227 H El on		65 54					
												245 A Charleston So.		62 47					
												245 H Charleston So.		43 42					
												259 H Jacksonville St.		73 64					
												260 A Radford		51 54					
												260 H Radford		64 66					
												270 A Coastal Caro.		69 53					
												270 H Coastal Caro.		52 40					
												281 H Li pscomb		64 78					
												291 A Wi nthrop		55 52					
												291 H Wi nthrop		72 52					
												305 N Samford		53 48					
												316 A UNC Asheville		68 46					
												316 H UNC Asheville		68 52					
												318 A Centenary (La.)		50 35					
												318 H Centenary (La.)		69 35					
												319 A Morris Brown		74 53					
												319 A Morris Brown		74 53					

Non-Div I Games: Loyola (La.) 68 54 Michigan 67 34

Bi rmi ngham-So.

Loss, Non-Conf, S Site, H Home A Away N Neutral

Page 24

Through Games of 2002 Final																			
Average RPI Win: 255		WON-LOST RECORD		WINNING PCT. RANK		LAST 10 GAMES		STRENGTH OF SCHEDULE		OPP. STRENGTH OF SCHEDULE		TEAM RPI		ADJ. RPI		CONF. RPI		ADJ CONF. RPI	
Average RPI Loss: 103																			
DIV. I ONLY		10- 20		251		4- 6		155		141		224		220		12		12	
DIV. I NON-CONF.		4- 6		209		0- 0		200		232		201		202		11		11	
TOTALS		RPI 1-25		RPI 26-50		W-L RECORDS		RPI 51-100		RPI 150+									
10- 20		0- 4		0- 0		OVERALL		0- 6		10- 5									
6- 8		0- 2		0- 0		HOME		0- 3		6- 1									
3- 11		0- 1		0- 0		AWAY		0- 3		3- 4									
1- 1		0- 1		0- 0		NEUTRAL		0- 0		1- 0									
4- 6		0- 1		0- 0		NON-CONFERENCE		0- 2		4- 2									
3- 2		0- 1		0- 0		HOME		0- 1		3- 0									
1- 4		0- 0		0- 0		AWAY		0- 1		1- 2									
0- 0		0- 0		0- 0		NEUTRAL		0- 0		0- 0									
6- 14		0- 3		0- 0		CONFERENCE		0- 4		6- 3									
3- 6		0- 1		0- 0		HOME		0- 2		3- 1									
2- 7		0- 1		0- 0		AWAY		0- 2		2- 2									
1- 1		0- 1		0- 0		NEUTRAL		0- 0		1- 0									
RPI 1-25		RPI 26-50		RPI 51-100		RPI 101+		Team's RPI: 220											
RPI S	Opponent	Score	RPI S	Opponent	Score	RPI S	Opponent	Score	RPI S	Opponent	Score								
22	A Loui si ana Tech	58 106				52	A Ri ce	59 72	116	A Tul sa	41 62								
22	H Loui si ana Tech	39 78				52	H Ri ce	49 54	116	H Tul sa	58 69								
22	N Loui si ana Tech	53 70				55	A Hawai i	54 65	128	A San Jose St.	53 64								
25	H Bri gham Young	72 85				55	H Hawai i	48 61	128	H San Jose St.	74 85								
						72	A Wash ington	50 99	146	A Portl and	47 64								
						88	H Weber St.	67 70	164	A Southern Methodi st	56 62								
									164	H Southern Methodi st	59 62								
									173	A San Di ego	61 73								
									185	A Nevada	53 64								
									185	H Nevada	61 51								
									230	H Gonzaga	71 59								
									238	H Eastern Wash.	74 55								
									250	A Portl and St.	81 75								
									255	A Fresno St.	79 76								
									255	H Fresno St.	63 50								
									255	N Fresno St.	66 54								
									265	A Id aho St.	52 68								
									279	H Id aho	57 52								
									302	A UTEP	74 53								
									302	H UTEP	64 53								
LAST 10 Div si on I GAMES:																			
						22	N Loui si ana Tech	53 70	255	H Fresno St.	63 50								
						255	N Fresno St.	66 54	185	H Nevada	61 51								
						55	A Hawai i	54 65	52	A Ri ce	59 72								
						128	A San Jose St.	53 64	116	A Tul sa	41 62								
						302	A UTEP	74 53	22	H Loui si ana Tech	39 78								

Boisest.

Boisest.

Non-Div I Games:

Boi se St.

Loss, Non-Conf, S Site, H Home A Away N Neutral

Boston College											
Average RPI Win:	142	WON-LOST RECORD	WINNING PCT. RANK	LAST 10 GAMES	STRENGTH OF SCHEDULE	OPP. STRENGTH OF SCHEDULE	TEAM RPI	ADJ. RPI	CONF. RPI	ADJ CONF. RPI	
Average RPI Loss:	28										
DIV. I ONLY	23- 8	33	6- 4	65	43	30	30	5	5		
DIV. I NON-CONF.	9- 3	35	0- 1	51	50	26	26	5	5		
<hr/>											
TOTALS	RPI 1-25	RPI 26-50	W-L RECORDS	RPI 51-100	RPI 150+						
23- 8	1- 3	3- 3	OVERALL	2- 2	10- 0						
11- 2	0- 1	1- 1	HOME	1- 0	5- 0						
10- 4	1- 1	1- 2	AWAY	1- 1	4- 0						
2- 2	0- 1	1- 0	NEUTRAL	0- 1	1- 0						
9- 3	1- 1	0- 1	NON-CONFERENCE	2- 1	5- 0						
3- 2	0- 1	0- 1	HOME	1- 0	2- 0						
5- 0	1- 0	0- 0	AWAY	1- 0	2- 0						
1- 1	0- 0	0- 0	NEUTRAL	0- 1	1- 0						
14- 5	0- 2	3- 2	CONFERENCE	0- 1	5- 0						
8- 0	0- 0	1- 0	HOME	0- 0	3- 0						
5- 4	0- 1	1- 2	AWAY	0- 1	2- 0						
1- 1	0- 1	1- 0	NEUTRAL	0- 0	0- 0						
<hr/>											
RPI 1-25		RPI 26-50		Team's RPI: 30	RPI 51-100		RPI 101+				
RPI S	Opponent	Score	RPI S	Opponent	Score	RPI S	Opponent	Score	RPI S	Opponent	Score
1	H Tennessee	66 75	26	H Arkansas	60 76	60	N Mississippi St.	59 65	104	H Providence	69 49
2	A Connecticut	56 79	27	A Virginia Tech	52 73	76	A Miami (Fla.)	57 60	106	H Seton Hall	64 49
2	N Connecticut	54 96	29	A Notre Dame	44 60	79	H Holy Cross	93 57	107	A Rutgers	64 59
15	A Florida Int'l	79 70	36	A Villanova	60 40	80	A St. Joseph's	78 73	107	H Rutgers	59 56
			43	H Syracuse	73 63				140	A Oakland	74 53
			43	N Syracuse	67 48				148	A West Virginia	68 56
									148	H West Virginia	76 51
									156	N UAB	65 46
									158	A Fairfield	74 55
									171	H Georgetown	75 62
									191	A Pittsburgh	81 57
									191	H Pittsburgh	64 37
									214	H Quinnipiac	86 54
									232	H Northeastern	72 59
									237	A Buffalo	64 45
									283	A St. John's (N.Y.)	85 43
									283	H St. John's (N.Y.)	73 45
<hr/>											
LAST 10 Division I GAMES:											
60	N Mississippi St.	59 65	283	A St. John's (N.Y.)	85 43						
2	N Connecticut	54 96	43	H Syracuse	73 63						
43	N Syracuse	67 48	191	H Pittsburgh	64 37						
107	A Rutgers	64 59	148	A West Virginia	68 56						
76	A Miami (Fla.)	57 60	29	A Notre Dame	44 60						

Non-Div I Games:

Boston College

Average RPI Win: 200		WON-LOST	WINNING	LAST 10	STRENGTH OF	OPP. STRENGTH	TEAM	ADJ.	CONF.	ADJ CONF.
Average RPI Loss: 96		RECORD	PCT. RANK	GAMES	SCHEDULE	OF SCHEDULE	RPI	RPI	RPI	RPI
DIV. I ONLY	17- 11	91	6- 4	140	148	107	108	13	13	
DIV. I NON-CONF.	7- 4	75	0- 0	157	209	101	106	14	14	
<hr/>										
TOTALS	RPI 1-25	RPI 26-50	W-L RECORDS	RPI 51-100	RPI 150+					
17- 11	0- 1	0- 1	OVERALL	1- 3	10- 1					
7- 5	0- 0	0- 1	HOME	0- 2	3- 1					
9- 5	0- 1	0- 0	AWAY	1- 1	6- 0					
1- 1	0- 0	0- 0	NEUTRAL	0- 0	1- 0					
7- 4	0- 1	0- 1	NON-CONFERENCE	1- 1	6- 1					
1- 3	0- 0	0- 1	HOME	0- 1	1- 1					
5- 1	0- 1	0- 0	AWAY	1- 0	4- 0					
1- 0	0- 0	0- 0	NEUTRAL	0- 0	1- 0					
10- 7	0- 0	0- 0	CONFERENCE	0- 2	4- 0					
6- 2	0- 0	0- 0	HOME	0- 1	2- 0					
4- 4	0- 0	0- 0	AWAY	0- 1	2- 0					
0- 1	0- 0	0- 0	NEUTRAL	0- 0	0- 0					
<hr/>										
RPI 1-25		RPI 26-50		RPI 51-100		RPI 101+		Team's RPI: 108		
RPI S	Opponent	Score	RPI S	Opponent	Score	RPI S	Opponent	Score		
10 A	Bayl or	56 81	40 H	Tul ane	63 78	54 A	Vermont	54 69	112 A	Bi nghamton 40 64
						54 H	Vermont	65 76	112 H	Bi nghamton 62 54
						65 A	Harvard	93 77	115 A	Mai ne 64 67
						80 H	St. Joseph's	47 59	115 H	Mai ne 76 65
									133 A	Hartford 50 41
									133 H	Hartford 66 58
									134 A	New Hampshi re 68 64
									134 H	New Hampshi re 49 56
									149 A	Stony Brook 60 67
									149 H	Stony Brook 62 48
									149 N	Stony Brook 46 63
									159 H	South Fla. 70 76
									162 H	Ga. Southern 70 55
									212 A	Lehi gh 75 71
									215 A	Yal e 76 67
									232 A	Northeastern 76 61
									232 H	Northeastern 76 63
									295 N	Del aware St. 75 51
									298 A	Al bany (N. Y.) 80 61
									298 H	Al bany (N. Y.) 77 71
									303 A	Central Conn. St. 82 48
									307 A	Sam Houston St. 59 49
<hr/>										
LAST 10 Div					sion I GAMES:					
149 N	Stony Brook	46 63	232 A	Northeastern	76 61					
134 A	New Hampshi re	68 64	134 H	New Hampshi re	49 56					
115 A	Mai ne	64 67	54 H	Vermont	65 76					
149 H	Stony Brook	62 48	133 A	Hartford	50 41					
298 A	Al bany (N. Y.)	80 61	298 H	Al bany (N. Y.)	77 71					

B
o
s
t
o
n
U
.B
o
s
t
o
n
U
.

Non-Di v I Games:

Boston U.

Loss,
 Non-Conf, S Site,
 H Home
A Away
 N Neutral

Average RPI Win: 191				WON-LOST RECORD	WINNING PCT. RANK	LAST 10 GAMES	STRENGTH OF SCHEDULE	OPP. STRENGTH OF SCHEDULE	TEAM RPI	ADJ. RPI	CONF. RPI	ADJ CONF. RPI			
DIV. I ONLY		16- 12		108		3- 7		162		131		127			
DIV. I NON-CONF.		9- 0		1		0- 0		187		287		27			
TOTALS		RPI 1-25		RPI 26-50		W-L RECORDS		RPI 51-100		RPI 150+					
16- 12		0- 3		0- 2		OVERALL		2- 1		10- 2					
9- 3		0- 1		0- 1		HOME		1- 0		5- 0					
6- 8		0- 1		0- 1		AWAY		0- 1		5- 2					
1- 1		0- 1		0- 0		NEUTRAL		1- 0		0- 0					
9- 0		0- 0		0- 0		NON-CONFERENCE		1- 0		6- 0					
3- 0		0- 0		0- 0		HOME		0- 0		2- 0					
5- 0		0- 0		0- 0		AWAY		0- 0		4- 0					
1- 0		0- 0		0- 0		NEUTRAL		1- 0		0- 0					
7- 12		0- 3		0- 2		CONFERENCE		1- 1		4- 2					
6- 3		0- 1		0- 1		HOME		1- 0		3- 0					
1- 8		0- 1		0- 1		AWAY		0- 1		1- 2					
0- 1		0- 1		0- 0		NEUTRAL		0- 0		0- 0					
RPI 1-25		Score		RPI 26-50		Score		RPI 51-100		Score		RPI 101+ Team's RPI : 130			
RPI S	Opponent	Score		RPI S	Opponent	Score		RPI S	Opponent	Score		Score			
21	A Drake	56	85	47	A Creighton	64	78	62	N Wi s. -Green Bay	70	63	110	H Denver	85	82
21	H Drake	60	71	47	H Creighton	70	86	94	A Southwest Mo. St.	77	82	113	A Evansville	48	51
21	N Drake	68	77					94	H Southwest Mo. St.	65	45	113	H Evansville	77	67
												115	A Mai ne	84	56
												144	A Wi chi ta St.	70	85
												144	H Wi chi ta St.	65	67
												145	A Northern Iowa	68	70
												145	H Northern Iowa	68	52
												189	A Western Ill.	79	77
												194	A Loyola (Ill.)	69	50
												196	A Indi ana St.	49	72
												196	H Indi ana St.	83	77
												203	A Ill. -Chi cago	69	53
												227	A Illinois St.	62	70
												227	H Illinois St.	71	36
												255	H Fresno St.	80	62
												282	A Southern Ill.	70	48
												282	H Southern Ill.	63	45
												288	A Eastern Ill.	84	72
												300	H UMKC	80	59
LAST 10 Division I GAMES:															
21 N Drake				68	77	47 H Creighton				70	86				
144 H Wi chi ta St.				65	67	21 H Drake				60	71				
94 H Southwest Mo. St.				65	45	145 H Northern Iowa				68	52				
282 A Southern Ill.				70	48	227 A Illinois St.				62	70				
113 A Evansville				48	51	196 A Indi ana St.				49	72				

Non-Div I Games:

Bradley

Average RPI Win: 133				WON-LOST RECORD		WINNING PCT. RANK		LAST 10 GAMES		STRENGTH OF SCHEDULE		OPP. STRENGTH OF SCHEDULE		TEAM RPI		ADJ. RPI		CONF. RPI		ADJ CONF. RPI			
Average RPI Loss: 58																							
DIV. I ONLY				24- 9		45		8- 2		53		62		29		25		6		6			
DIV. I NON-CONF.				11- 5		56		2- 1		106		20		57		51		8		8			
TOTALS				RPI 1-25		RPI 26-50		W-L RECORDS		RPI 51-100						RPI 150+							
24- 9				2- 2		5- 5		OVERALL		5- 0						8- 2							
8- 3				0- 0		1- 3		HOME		2- 0						4- 0							
12- 5				2- 1		2- 2		AWAY		3- 0						3- 2							
4- 1				0- 1		2- 0		NEUTRAL		0- 0						1- 0							
11- 5				2- 2		1- 1		NON-CONFERENCE		3- 0						4- 2							
3- 1				0- 0		0- 1		HOME		1- 0						2- 0							
6- 3				2- 1		0- 0		AWAY		2- 0						1- 2							
2- 1				0- 1		1- 0		NEUTRAL		0- 0						1- 0							
13- 4				0- 0		4- 4		CONFERENCE		2- 0						4- 0							
5- 2				0- 0		1- 2		HOME		1- 0						2- 0							
6- 2				0- 0		2- 2		AWAY		1- 0						2- 0							
2- 0				0- 0		1- 0		NEUTRAL		0- 0						0- 0							
RPI 1-25				Team's RPI: 25		RPI 26-50				RPI 51-100						RPI 101+							
RPI S	Opponent			Score		RPI S	Opponent			Score		RPI S	Opponent			Score		RPI S	Opponent			Score	
1 N	Tennessee			57 68		26 H	Arkansas			57 85		67 H	Oregon			74 58		110 A	Denver			81 67	
11 A	Texas			74 90		28 N	Florida			90 52		87 A	Utah			77 65		142 A	Wyoming			75 58	
16 A	Iowa St.			75 69		34 A	Colorado St.			65 75		87 H	Utah			62 53		142 H	Wyoming			81 65	
24 A	TCU			74 71		34 H	Colorado St.			64 81		88 A	Weber St.			70 49		142 N	Wyoming			82 69	
						42 A	New Mexico			52 58		95 A	Southern California			75 73		164 A	Southern Methodist			83 92	
						42 H	New Mexico			64 71								167 A	UCLA			62 73	
						42 N	New Mexico			71 58								199 A	San Diego St.			72 56	
						46 A	UNLV			64 48								199 H	San Diego St.			67 41	
						46 A	UNLV			61 46								220 A	Boise St.			85 72	
						46 H	UNLV			72 61								263 A	Air Force			81 52	
																		263 H	Air Force			68 55	
																		274 H	Southern Utah			78 68	
																		280 H	Washington St.			94 67	
																		293 N	Ark. -Pine Bluff			90 50	
LAST 10 Division I GAMES:																							
1 N	Tennessee			57 68		142 N	Wyoming			82 69													
16 A	Iowa St.			75 69		199 A	San Diego St.			72 56													
28 N	Florida			90 52		46 A	UNLV			64 48													
46 A	UNLV			61 46		87 H	Utah			62 53													
42 N	New Mexico			71 58		42 H	New Mexico			64 71													

Non-Div I Games:

Brigham Young

Average RPI Win: 255		WON-LOST RECORD		WINNING PCT. RANK		LAST 10 GAMES		STRENGTH OF SCHEDULE		OPP. STRENGTH OF SCHEDULE		TEAM RPI		ADJ. RPI		CONF. RPI		ADJ CONF. RPI	
Average RPI Loss: 177																			
DIV. I ONLY		5- 21		291		1- 9		257		234		301		301		23		23	
DIV. I NON-CONF.		3- 9		264		0- 0		260		210		283		284		23		23	
TOTALS		RPI 1-25		RPI 26-50		W-L RECORDS		RPI 51-100				RPI 150+							
5- 21		0- 0		0- 1		OVERALL		0- 3				5- 15							
2- 9		0- 0		0- 0		HOME		0- 1				2- 6							
2- 10		0- 0		0- 1		AWAY		0- 1				2- 8							
1- 2		0- 0		0- 0		NEUTRAL		0- 1				1- 1							
3- 9		0- 0		0- 1		NON-CONFERENCE		0- 1				3- 5							
1- 3		0- 0		0- 0		HOME		0- 0				1- 1							
1- 4		0- 0		0- 1		AWAY		0- 0				1- 3							
1- 2		0- 0		0- 0		NEUTRAL		0- 1				1- 1							
2- 12		0- 0		0- 0		CONFERENCE		0- 2				2- 10							
1- 6		0- 0		0- 0		HOME		0- 1				1- 5							
1- 6		0- 0		0- 0		AWAY		0- 1				1- 5							
0- 0		0- 0		0- 0		NEUTRAL		0- 0				0- 0							
RPI 1-25				RPI 26-50				RPI 51-100				RPI 101+		Team's RPI: 301					
RPI S	Opponent	Score		RPI S	Opponent	Score		RPI S	Opponent	Score		RPI S	Opponent	Score					
37	A Pepperdine	59 79		59	N Oklahoma St.	55 74		104	H Providence	53 67									
				65	A Harvard	63 76		141	H Texas A&M	65 75									
				65	H Harvard	51 63		172	A Rhode Island	45 66									
								186	H Sacred Heart	59 74									
								187	A Pennsylvani a	63 86									
								187	H Pennsylvani a	66 72									
								204	A Cornell I	56 58									
								204	H Cornell I	49 51									
								215	A Yale	60 79									
								215	H Yale	73 57									
								217	A Dartmouth	52 70									
								217	H Dartmouth	64 67									
								222	N Alcorn St.	47 68									
								229	A Col umbi a	64 73									
								229	H Col umbi a	58 59									
								239	A Fordham	63 58									
								250	A Portland St.	42 57									
								263	N Air Force	73 57									
								264	A Pri nceton	65 56									
								264	H Pri nceton	53 60									
								268	A Iona	57 64									
								294	H Army	65 56									
				LAST 10 Division I GAMES:															
				65	A Harvard	63 76		229	H Col umbi a	58 59									
				217	A Dartmouth	52 70		187	A Pennsylvani a	63 86									
				264	H Pri nceton	53 60		264	A Pri nceton	65 56									
				187	H Pennsylvani a	66 72		217	H Dartmouth	64 67									
				204	H Cornell I	49 51		65	H Harvard	51 63									

Non-Div I Games: American Int'l 56 65

Brown

Loss, Non-Conf, S Site, H Home A Away N Neutral

Backnet												Through Games Of 2002 Final																																			
Average RPI Win: 244				WON-LOST RECORD				WINNING PCT. RANK				LAST 10 GAMES				STRENGTH OF SCHEDULE				OPP. STRENGTH OF SCHEDULE				TEAM RPI				ADJ. RPI				CONF. RPI				ADJ CONF. RPI											
DIV. I ONLY				20- 10				63				8- 2				213				244				123				125				25				25											
DIV. I NON-CONF.				6- 7				168				0- 1				216				168				183				187				25				26											
TOTALS		RPI 1-25		RPI 26-50		W-L RECORDS		RPI 51-100		RPI 150+																																					
20- 10		0- 1		0- 0		OVERALL		1- 4		18- 4																																					
9- 4		0- 0		0- 0		HOME		0- 2		8- 2																																					
8- 5		0- 1		0- 0		AWAY		1- 2		7- 1																																					
3- 1		0- 0		0- 0		NEUTRAL		0- 0		3- 1																																					
6- 7		0- 1		0- 0		NON-CONFERENCE		0- 2		5- 3																																					
3- 3		0- 0		0- 0		HOME		0- 1		2- 2																																					
2- 4		0- 1		0- 0		AWAY		0- 1		2- 1																																					
1- 0		0- 0		0- 0		NEUTRAL		0- 0		1- 0																																					
14- 3		0- 0		0- 0		CONFERENCE		1- 2		13- 1																																					
6- 1		0- 0		0- 0		HOME		0- 1		6- 0																																					
6- 1		0- 0		0- 0		AWAY		1- 1		5- 0																																					
2- 1		0- 0		0- 0		NEUTRAL		0- 0		2- 1																																					
RPI 1-25												RPI 26-50												RPI 51-100												RPI 101+ Team's RPI : 125											
RPI S		Opponent		Score		RPI S		Opponent		Score		RPI S		Opponent		Score		RPI S		Opponent		Score																									
10 A		Bayl or		56 80												64 H		Del aware		66 86		112 A		Binghamton		57 58																					
												65 A		Harvard		44 67		143 H		St. Francis (Pa.)		67 50																									
												79 A		Hol y Cross		51 75		152 H		St. Bonaventure		59 72																									
												79 A		Hol y Cross		88 74		182 A		Cani si us		89 100																									
												79 H		Hol y Cross		55 76		191 A		Pi ttsburgh		58 57																									
																						212 A		Lehi gh		73 72																					
																						212 H		Lehi gh		71 63																					
																						216 H		Mari st		64 69																					
																						223 H		Col gate		96 69																					
																						223 N		Col gate		81 84																					
																						232 A		Northeastern		75 67																					
																						244 N		Cal i forn i a		59 56																					
																						246 A		Ameri can		85 76																					
																						246 H		Ameri can		90 79																					
																						257 A		Navy		69 52																					
																						257 H		Navy		83 71																					
																						257 N		Navy		72 57																					
																						284 H		La Sal l e		89 65																					
																						294 A		Army		82 64																					
																						294 H		Army		79 69																					
																						294 N		Army		83 67																					
																						298 H		Al bany (N. Y.)		64 45																					
																						308 A		Lafayette		79 67																					
																						308 H		Lafayette		78 65																					
LAST 10 Division I GAMES:																																															
10 A		Bayl or		56 80		79 A		Hol y Cross		51 75																																					
79 A		Hol y Cross		88 74		223 H		Col gate		96 69																																					
294 N		Army		83 67		246 H		Ameri can		90 79																																					
257 N		Navy		72 57		294 A		Army		82 64																																					
212 A		Lehi gh		73 72		257 H		Navy		83 71																																					

Non-Div | Games: 1 PFW

73 44

Bucknel I

Average RPI Win: 223		WON-LOST RECORD	WINNING PCT. RANK	LAST 10 GAMES	STRENGTH OF SCHEDULE	OPP. STRENGTH OF SCHEDULE	TEAM RPI	ADJ. RPI	CONF. RPI	ADJ CONF. RPI
DIV. I ONLY		9- 19	255	1- 9	198	196	239	237	18	18
DIV. I NON-CONF.		5- 6	176	0- 0	134	169	154	154	19	20
TOTALS		RPI 1-25	RPI 26-50	W-L RECORDS	RPI 51-100	RPI 150+				
9- 19		0- 0	0- 3	OVERALL	0- 4	7- 7				
5- 8		0- 0	0- 1	HOME	0- 1	4- 3				
3- 10		0- 0	0- 2	AWAY	0- 2	2- 4				
1- 1		0- 0	0- 0	NEUTRAL	0- 1	1- 0				
5- 6		0- 0	0- 3	NON-CONFERENCE	0- 1	4- 2				
3- 2		0- 0	0- 1	HOME	0- 0	2- 1				
1- 3		0- 0	0- 2	AWAY	0- 0	1- 1				
1- 1		0- 0	0- 0	NEUTRAL	0- 1	1- 0				
4- 13		0- 0	0- 0	CONFERENCE	0- 3	3- 5				
2- 6		0- 0	0- 0	HOME	0- 1	2- 2				
2- 7		0- 0	0- 0	AWAY	0- 2	1- 3				
0- 0		0- 0	0- 0	NEUTRAL	0- 0	0- 0				
RPI 1-25		RPI 26-50		RPI 51-100		RPI 101+		Team's RPI: 237		
RPI S	Opponent	Score	RPI S	Opponent	Score	RPI S	Opponent	Score		
30	H Boston College	45 64	74	A Ball St.	59 72	102	H Toledo	46 56		
40	A Tulane	29 76	90	A Kent St.	54 81	106	H Seton Hall	55 43		
45	A Michigan St.	42 50	90	H Kent St.	71 72	117	H Eastern Mich.	66 78		
			98 N	Liberty	40 59	127	A Miami (Ohio)	60 66		
						127	H Miami (Ohio)	65 80		
						139	A Northern Ill.	50 39		
						139	A Northern Ill.	41 56		
						152	A St. Bonaventure	43 56		
						160	A Western Mich.	53 83		
						170	N Long Island	62 60		
						236	H Youngstown St.	63 53		
						241	H Niagara	70 50		
						243	H Central Mich.	55 45		
						248	A East Caro.	49 40		
						251	A Ohio	55 70		
						262	H Mt. St. Mary's	55 66		
						272	A Bowling Green	69 71		
						272	H Bowling Green	65 69		
						285	H Marshall	35 55		
						313	A Akron	73 47		
						313	H Akron	64 50		
			LAST 10 Division I GAMES:							
			139	A Northern Ill.	41 56	74	A Ball St.	59 72		
			127	H Miami (Ohio)	65 80	160	A Western Mich.	53 83		
			90	A Kent St.	54 81	272	H Bowling Green	65 69		
			251	A Ohio	55 70	90	H Kent St.	71 72		
			285	H Marshall	35 55	313	H Akron	64 50		

Buffalo

Buffalo

Non-Div I Games:

Buffalo

Loss,
Non-Conf, S Site,
H Home
A Away
N Neutral

Butler

Average RPI Win:	247	WON-LOST RECORD	WINNING PCT. RANK	LAST 10 GAMES	STRENGTH OF SCHEDULE	OPP. STRENGTH OF SCHEDULE	TEAM RPI	ADJ. RPI	CONF. RPI	ADJ CONF. RPI
Average RPI Loss:	142									
DIV. I ONLY	3- 26	311	2- 8	94	183	287	286	20	20	
DIV. I NON-CONF.	1- 10	304	0- 0	33	85	200	197	20	19	

TOTALS	RPI 1-25	RPI 26-50	W-L RECORDS	RPI 51-100	RPI 150+					
3- 26	0- 3	0- 1	OVERALL	0- 7	3- 14					
2- 10	0- 1	0- 1	HOME	0- 2	2- 6					
0- 13	0- 1	0- 0	AWAY	0- 3	0- 8					
1- 3	0- 1	0- 0	NEUTRAL	0- 2	1- 0					
1- 10	0- 3	0- 1	NON-CONFERENCE	0- 2	1- 3					
1- 3	0- 1	0- 1	HOME	0- 0	1- 1					
0- 5	0- 1	0- 0	AWAY	0- 1	0- 2					
0- 2	0- 1	0- 0	NEUTRAL	0- 1	0- 0					
2- 16	0- 0	0- 0	CONFERENCE	0- 5	2- 11					
1- 7	0- 0	0- 0	HOME	0- 2	1- 5					
0- 8	0- 0	0- 0	AWAY	0- 2	0- 6					
1- 1	0- 0	0- 0	NEUTRAL	0- 1	1- 0					

RPI 1-25				RPI 26-50				RPI 51-100				RPI 101+ Team's RPI: 286			
RPI	S	Opponent	Score	RPI	S	Opponent	Score	RPI	S	Opponent	Score	RPI	S	Opponent	Score
3	N	Oklahoma	44 90	50	H	Indiana	72 97	62	A	Wis.-Green Bay	53 89	127	A	Miami (Ohio)	68 86
19	A	Minnesota	65 114					62	H	Wis.-Green Bay	46 82	160	A	Western Mich.	63 80
20	H	Cincinnati	66 94					62	N	Wis.-Green Bay	43 65	169	A	Detroit	68 86
								74	A	Ball St.	68 89	169	H	Detroit	59 84
								84	A	Wis.-Milwaukee	39 70	177	A	Texas-San Antonio	48 67
								84	H	Wis.-Milwaukee	47 79	189	H	Western Ill.	45 75
								87	N	Utah	54 77	194	A	Loyola (Ill.)	51 73
												194	H	Loyola (Ill.)	81 73
												203	A	Ill.-Chicago	76 83
												203	H	Ill.-Chicago	51 60
												233	A	Cleveland St.	82 84
												233	H	Cleveland St.	71 79
												236	A	Youngstown St.	67 75
												236	H	Youngstown St.	52 62
												272	H	Bowling Green	78 73
												275	A	Wright St.	74 77
												275	H	Wright St.	72 77
												275	N	Wright St.	74 61

LAST 10 Division I GAMES:							
62	N	Wis.-Green Bay	43 65	236	H	Youngstown St.	52 62
275	N	Wright St.	74 61	62	A	Wis.-Green Bay	53 89
275	H	Wright St.	72 77	233	H	Cleveland St.	71 79
203	H	Ill.-Chicago	51 60	169	H	Detroit	59 84
194	H	Loyola (Ill.)	81 73	275	A	Wright St.	74 77

Butler

Non-Div I Games:

Loss,	Non-Conf,S Site,	H Home	A Away	N Neutral
-------	------------------	--------	--------	-----------

Page 34

Non-Di v I Games:

Butler

Loss, Non-Conf, S Site, H Home A Away N Neutral

Average RPI Win: 263		WON-LOST RECORD		WINNING PCT. RANK		LAST 10 GAMES		STRENGTH OF SCHEDULE		OPP. STRENGTH OF SCHEDULE		TEAM RPI		ADJ. RPI		CONF. RPI		ADJ CONF. RPI		
DIV. I ONLY		10- 17		238		4- 6		285		255		268		269		28		28		
DIV. I NON-CONF.		3- 7		245		1- 0		238		184		257		257		26		25		
TOTALS		RPI 1-25		RPI 26-50		W-L RECORDS		RPI 51-100		RPI 150+										
10- 17		0- 0		0- 3		OVERALL		0- 2		9- 10										
6- 6		0- 0		0- 1		HOME		0- 1		5- 3										
3- 10		0- 0		0- 2		AWAY		0- 1		3- 6										
1- 1		0- 0		0- 0		NEUTRAL		0- 0		1- 1										
3- 7		0- 0		0- 1		NON-CONFERENCE		0- 2		2- 4										
2- 2		0- 0		0- 0		HOME		0- 1		1- 1										
0- 5		0- 0		0- 1		AWAY		0- 1		0- 3										
1- 0		0- 0		0- 0		NEUTRAL		0- 0		1- 0										
7- 10		0- 0		0- 2		CONFERENCE		0- 0		7- 6										
4- 4		0- 0		0- 1		HOME		0- 0		4- 2										
3- 5		0- 0		0- 1		AWAY		0- 0		3- 3										
0- 1		0- 0		0- 0		NEUTRAL		0- 0		0- 1										
RPI 1-25		RPI 26-50		RPI 51-100		RPI 101+ Team's RPI : 269														
RPI S	Opponent	Score	RPI S	Opponent	Score	RPI S	Opponent	Score	RPI S	Opponent	Score									
35	A UC Santa Barb.	47 66	35	H UC Santa Barb.	68 81	93	H San Francisco	69 73	146	H Portland	74 71									
35	H UC Santa Barb.	68 81	99	A Loyola Marymount	46 54	150	A Paci fic (Cal .)	73 80	150	H Paci fic (Cal .)	53 66									
48	A Santa Clara	56 90							151	A Northern Ariz.	58 65									
									195	A Long Beach St.	60 69									
									195	H Long Beach St.	67 64									
									195	N Long Beach St.	72 77									
									199	A San Diego St.	54 63									
									219	A UC Ri verside	68 73									
									219	H UC Ri verside	50 70									
									244	H Cal i forni a	69 71									
									250	H Portland St.	69 52									
									259	N Jacksonville St.	70 46									
									265	A Idaho St.	59 73									
									279	A Idaho	71 62									
									279	H Idaho	44 55									
									287	A UC Ir vine	75 60									
									287	H UC Ir vine	59 55									
									306	A Cal St. Northri dge	72 78									
									306	H Cal St. Northri dge	69 59									
									311	A Cal St. Fullerton	74 47									
									311	H Cal St. Fullerton	65 42									
LAST 10 Division I GAMES:																				
			195	N Long Beach St.	72 77		35	H UC Santa Barb.	68 81											
			311	A Cal St. Fullerton	74 47		250	H Portland St.	69 52											
			219	A UC Ri verside	68 73		150	A Paci fic (Cal .)	73 80											
			195	H Long Beach St.	67 64		306	A Cal St. Northri dge	72 78											
			287	H UC Ir vine	59 55		279	H Idaho	44 55											

Non-Div I Games: Fresno Pacific 105 63

Cal Poly

Loss, Non-Conf, S Site, H Home A Away N Neutral

Cal St. Fullerton										Through Games of 2002 Final																
Average RPI Win:		301		WON-LOST		WINNING		LAST 10		STRENGTH OF		OPP. STRENGTH		TEAM		ADJ.		CONF.		ADJ CONF.						
Average RPI Loss:		187		RECORD		PCT. RANK		GAMES		SCHEDULE		OF SCHEDULE		RPI		RPI		RPI		RPI						
DIV. I ONLY		4- 24		297		1- 9		300		250		310		311		28		28								
DIV. I NON-CONF.		2- 9		281		0- 0		303		227		309		308		26		25								
TOTALS		RPI 1-25		RPI 26-50		W-L RECORDS		RPI 51-100		RPI 150+																
4- 24		0- 0		0- 5		OVERALL		0- 1		4- 15																
3- 10		0- 0		0- 1		HOME		0- 1		3- 6																
1- 13		0- 0		0- 3		AWAY		0- 0		1- 9																
0- 1		0- 0		0- 1		NEUTRAL		0- 0		0- 0																
2- 9		0- 0		0- 2		NON-CONFERENCE		0- 1		2- 5																
2- 3		0- 0		0- 0		HOME		0- 1		2- 1																
0- 6		0- 0		0- 2		AWAY		0- 0		0- 4																
0- 0		0- 0		0- 0		NEUTRAL		0- 0		0- 0																
2- 15		0- 0		0- 3		CONFERENCE		0- 0		2- 10																
1- 7		0- 0		0- 1		HOME		0- 0		1- 5																
1- 7		0- 0		0- 1		AWAY		0- 0		1- 5																
0- 1		0- 0		0- 1		NEUTRAL		0- 0		0- 0																
RPI 1-25		RPI 26-50		RPI 51-100		Team's RPI: 311																				
RPI S	Opponent	Score	RPI S	Opponent	Score	RPI S	Opponent	Score	RPI S	Opponent	Score	RPI S	Opponent	Score	RPI S	Opponent	Score	RPI S	Opponent	Score	RPI S	Opponent	Score			
34	A Colorado St.	55 91	92	H Nebraska	55 89	128	H San Jose St.	54 66	150	A Paci fic (Cal.)	61 70	150	H Paci fic (Cal.)	52 63	195	A Long Beach St.	63 82	195	H Long Beach St.	61 90	219	A UC Ri versi de	48 72			
35	A UC Santa Barb.	41 86	35	H UC Santa Barb.	48 80	219	H UC Ri versi de	48 81	219	H UC Ri versi de	67 81	230	A Gonzaga	48 89	238	A Eastern Wash.	50 67	255	A Fresno St.	65 75	263	A Air Force	55 63			
35	H UC Santa Barb.	48 80	46	A UNLV	55 93	269	A Cal Poly	42 65	269	H Cal Poly	47 74	274	H Southern Utah	70 67	279	A Idaho	56 72	279	H Idaho	46 64	287	A UC Ir vine	46 60			
35	N UC Santa Barb.	62 73	287	H UC Ir vine	61 73	300	H UMKC	53 65	306	A Cal St. Northridge	71 63	306	H Cal St. Northridge	64 55	317	H Morgan St.	64 59	317	H Morgan St.	64 59	317	H Morgan St.	64 59			
46	A UNLV	55 93	LAST 10 Division I GAMES:																							
35	N UC Santa Barb.	62 73	279	H Idaho	46 64	219	A UC Ri versi de	48 72	35	A UC Santa Barb.	41 86	287	A UC Ir vine	46 60	195	A Long Beach St.	63 82	35	N UC Santa Barb.	62 73	279	H Idaho	46 64	219	A UC Ri versi de	48 72
269	H Cal Poly	47 74	35	H UC Santa Barb.	48 80	306	A Cal St. Northridge	71 63	150	A Paci fic (Cal.)	61 70	306	H Cal St. Northridge	64 55	317	H Morgan St.	64 59	35	N UC Santa Barb.	62 73	279	H Idaho	46 64	219	A UC Ri versi de	48 72
35	H UC Santa Barb.	48 80	306	A Cal St. Northridge	71 63	150	A Paci fic (Cal.)	61 70	306	H Cal St. Northridge	64 55	317	H Morgan St.	64 59	35	N UC Santa Barb.	62 73	279	H Idaho	46 64	219	A UC Ri versi de	48 72	35	A UC Santa Barb.	41 86
306	A Cal St. Northridge	71 63	150	A Paci fic (Cal.)	61 70	306	H Cal St. Northridge	64 55	317	H Morgan St.	64 59	35	N UC Santa Barb.	62 73	279	H Idaho	46 64	219	A UC Ri versi de	48 72	35	A UC Santa Barb.	41 86	287	A UC Ir vine	46 60
150	A Paci fic (Cal.)	61 70	306	H Cal St. Northridge	64 55	317	H Morgan St.	64 59	35	N UC Santa Barb.	62 73	279	H Idaho	46 64	219	A UC Ri versi de	48 72	35	A UC Santa Barb.	41 86	287	A UC Ir vine	46 60	195	A Long Beach St.	63 82

C a l s t . F u l l e r t o n

Calst. Fullerton

Non-Div I Games:

Cal St. Fullerton

Loss, Non-Conf, S Site, H Home A Away N Neutral

Average RPI Win: 274		WON-LOST RECORD		WINNING PCT. RANK		LAST 10 GAMES		STRENGTH OF SCHEDULE		OPP. STRENGTH OF SCHEDULE		TEAM RPI		ADJ. RPI		CONF. RPI		ADJ CONF. RPI	
Average RPI Loss: 177																			
DIV. I ONLY		2- 24		314		1- 9		194		240		306		306		28		28	
DIV. I NON-CONF.		0- 10		309		0- 0		92		115		281		278		26		25	
TOTALS		RPI 1-25		RPI 26-50		W-L RECORDS		RPI 51-100				RPI 150+							
2- 24		0- 1		0- 5		OVERALL		0- 2				2- 14							
2- 8		0- 0		0- 3		HOME		0- 0				2- 4							
0- 15		0- 1		0- 2		AWAY		0- 2				0- 9							
0- 1		0- 0		0- 0		NEUTRAL		0- 0				0- 1							
0- 10		0- 1		0- 3		NON-CONFERENCE		0- 2				0- 4							
0- 2		0- 0		0- 2		HOME		0- 0				0- 0							
0- 7		0- 1		0- 1		AWAY		0- 2				0- 3							
0- 1		0- 0		0- 0		NEUTRAL		0- 0				0- 1							
2- 14		0- 0		0- 2		CONFERENCE		0- 0				2- 10							
2- 6		0- 0		0- 1		HOME		0- 0				2- 4							
0- 8		0- 0		0- 1		AWAY		0- 0				0- 6							
0- 0		0- 0		0- 0		NEUTRAL		0- 0				0- 0							
RPI 1-25				RPI 26-50				RPI 51-100				RPI 101+		Team's RPI: 306					
RPI S	Opponent	Score		RPI S	Opponent	Score		RPI S	Opponent	Score		RPI S	Opponent	Score					
2	A Connecticut	44 101		35	A UC Santa Barb.	60 105		93	A San Francisco	69 95		150	A Paci fic (Cal.)	51 90					
				35	H UC Santa Barb.	53 80		95	A Southern	54 96		150	H Paci fic (Cal.)	60 92					
				37	H Pepperdi ne	48 64			Cal i forni a			195	A Long Beach St.	65 84					
				43	H Syracuse	57 80						195	H Long Beach St.	62 83					
				48	A Santa Clara	58 103						207	A New Mexi co St.	71 85					
												219	A UC Ri versi de	68 71					
												219	H UC Ri versi de	61 63					
												250	A Portl and St.	56 60					
												255	A Fresno St.	65 71					
												269	A Cal Poly	59 69					
												269	H Cal Poly	78 72					
												279	A Idaho	69 80					
												279	H Idaho	76 63					
												285	N Marshal l	58 76					
												287	A UC Irvi ne	52 67					
												287	H UC Irvi ne	62 76					
												311	A Cal St. Fullerton	55 64					
												311	H Cal St. Fullerton	63 71					
LAST 10 Division I GAMES:																			
				279	A Idaho	69 80		35	H UC Santa Barb.	53 80									
				311	H Cal St. Fullerton	63 71		269	H Cal Poly	78 72									
				219	H UC Ri versi de	61 63		150	H Paci fic (Cal.)	60 92									
				195	A Long Beach St.	65 84		150	A Paci fic (Cal.)	51 90									
				287	A UC Irvi ne	52 67		219	A UC Ri versi de	68 71									

Non-Div I Games:

Cal St. Northridge

Loss,
Non-Conf, S Site,
H Home
A Away
N Neutral

Average RPI Win:		267	WON-LOST	WINNING	LAST 10	STRENGTH OF	OPP. STRENGTH	TEAM	ADJ.	CONF.	ADJ CONF.
Average RPI Loss:		82	RECORD	PCT. RANK	GAMES	SCHEDULE	OF SCHEDULE	RPI	RPI	RPI	RPI
DIV. I ONLY	7- 21	279	1- 9	180	76	248	244	7	7		
DIV. I NON-CONF.	5- 4	113	0- 0	230	231	168	168	6	6		
TOTALS	RPI 1-25	RPI 26-50	W-L RECORDS	RPI 51-100	RPI 150+						
7- 21	0- 2	0- 3	OVERALL	0- 12	7- 3						
4- 11	0- 1	0- 2	HOME	0- 7	4- 1						
2- 8	0- 1	0- 1	AWAY	0- 5	2- 1						
1- 2	0- 0	0- 0	NEUTRAL	0- 0	1- 1						
5- 4	0- 0	0- 1	NON-CONFERENCE	0- 2	5- 0						
3- 3	0- 0	0- 1	HOME	0- 2	3- 0						
1- 0	0- 0	0- 0	AWAY	0- 0	1- 0						
1- 1	0- 0	0- 0	NEUTRAL	0- 0	1- 0						
2- 17	0- 2	0- 2	CONFERENCE	0- 10	2- 3						
1- 8	0- 1	0- 1	HOME	0- 5	1- 1						
1- 8	0- 1	0- 1	AWAY	0- 5	1- 1						
0- 1	0- 0	0- 0	NEUTRAL	0- 0	0- 1						
RPI S Opponent	RPI 1-25	Score	RPI S Opponent	RPI 26-50	Score	RPI S Opponent	RPI 51-100	Score	RPI S Opponent	RPI 101+	Team's RPI: 244
7 A Stanford		52 79	31 H Georgia		48 54	67 A Oregon		43 76	125 N Bucknel I		56 59
7 H Stanford		51 79	41 A Arizona St.		49 63	67 H Oregon		53 65	167 A UCLA		48 58
			41 H Arizona St.		40 56	72 A Washi ngton		46 85	167 H UCLA		48 64
						72 H Washi ngton		53 64	167 N UCLA		42 46
						73 A Oregon St.		69 74	199 H San Di ego St.		74 60
						73 H Oregon St.		52 80	255 H Fresno St.		62 55
						83 A Ari zona		61 66	269 A Cal Poly		71 69
						83 H Ari zona		68 76	280 A Washi ngton St.		62 50
						93 H San Franci sco		52 55	280 H Washi ngton St.		76 63
						95 A Southern		58 69	281 N Li pscomb		80 45
						Cal i forni a			303 H Central Conn. St.		72 38
						95 H Southern		53 69			
						Cal i forni a					
						100 H St. Mary' s (Cal .)		50 53			
LAST 10 Div sion I GAMES:											
167 N UCLA		42 46	67 A Oregon		43 76						
95 A Southern Cal i forni a		58 69	73 A Oregon St.		69 74						
167 A UCLA		48 58	7 H Stanford		51 79						
72 H Washi ngton		53 64	7 A Stanford		52 79						
280 H Washi ngton St.		76 63	83 H Ari zona		68 76						

Non-Di v I Games:

Cal i forni a

Campbell				Through Games Of 2002 Final						
Average RPI Win:	236	WON-LOST RECORD	WINNING PCT. RANK	LAST 10 GAMES	STRENGTH OF SCHEDULE	OPP. STRENGTH OF SCHEDULE	TEAM RPI	ADJ. RPI	CONF. RPI	ADJ CONF. RPI
DIV. I ONLY	13- 15	183	4- 6	269	241	221	218	24	24	
DIV. I NON-CONF.	2- 5	249	0- 0	214	198	249	249	24	24	
TOTALS	RPI 1-25	RPI 26-50	W-L RECORDS	RPI 51-100	RPI 150+					
13- 15	0- 0	0- 0	OVERALL	0- 1	12- 10					
9- 5	0- 0	0- 0	HOME	0- 0	8- 3					
4- 9	0- 0	0- 0	AWAY	0- 1	4- 6					
0- 1	0- 0	0- 0	NEUTRAL	0- 0	0- 1					
2- 5	0- 0	0- 0	NON-CONFERENCE	0- 1	1- 2					
2- 2	0- 0	0- 0	HOME	0- 0	1- 1					
0- 3	0- 0	0- 0	AWAY	0- 1	0- 1					
0- 0	0- 0	0- 0	NEUTRAL	0- 0	0- 0					
11- 10	0- 0	0- 0	CONFERENCE	0- 0	11- 8					
7- 3	0- 0	0- 0	HOME	0- 0	7- 2					
4- 6	0- 0	0- 0	AWAY	0- 0	4- 5					
0- 1	0- 0	0- 0	NEUTRAL	0- 0	0- 1					
RPI 1-25		RPI 26-50		RPI 51-100		RPI 101+ Team's RPI : 218				
RPI S	Opponent	Score	RPI S	Opponent	Score	RPI S	Opponent	Score		
					66 A UNC Greensboro	46	69	109 A Georgia St.	58	67
								109 H Georgia St.	56	58
								132 A Norfolk St.	64	77
								135 H UNC Wilmington	49	44
								137 H Western Caro.	55	56
								153 A Fla. Atlantic	66	70
								153 H Fla. Atlantic	67	68
								153 N Fla. Atlantic	73	82
								178 A Belmont	56	65
								178 H Belmont	66	67
								181 A UCF	51	58
								181 H UCF	76	65
								206 A Mercer	69	58
								206 H Mercer	75	68
								209 A Stetson	53	66
								209 H Stetson	81	67
								224 A Troy St.	68	59
								224 H Troy St.	68	67
								234 A Appalachian St.	65	86
								248 H East Caro.	70	62
								259 A Jacksonville St.	65	61
								259 H Jacksonville St.	67	66
								270 H Coastal Caro.	61	65
								305 A Samford	72	64
								305 H Samford	73	65
								309 A Jacksonville	71	72
								309 H Jacksonville	58	51
LAST 10 Division I GAMES:										
			153 N Fla. Atlantic	73	82		309 A Jacksonville	71	72	
			178 A Belmont	56	65		224 H Troy St.	68	67	
			259 H Jacksonville St.	67	66		206 H Mercer	75	68	
			305 H Samford	73	65		153 A Fla. Atlantic	66	70	
			209 A Stetson	53	66		181 A UCF	51	58	

Non-Div I Games:

Campbel I

■ Loss, ■ Non-Conf, S Site, H Home A Away N Neutral

Team Status				Through Games Of 2002-11-14							
Average RPI Win: 214		WON-LOST RECORD	WINNING PCT. RANK	LAST 10 GAMES	STRENGTH OF SCHEDULE	OPP. STRENGTH OF SCHEDULE	TEAM RPI	ADJ. RPI	CONF. RPI	ADJ CONF. RPI	
DIV. I ONLY		12- 16	204	5- 5	134	169	179	182	17	17	
DIV. I NON-CONF.		3- 6	224	0- 0	62	139	156	156	17	17	
TOTALS		RPI 1-25	RPI 26-50	W-L RECORDS	RPI 51-100	RPI 150+					
12- 16		0- 1	0- 2	OVERALL	0- 5	9- 7					
6- 6		0- 0	0- 1	HOME	0- 1	4- 4					
6- 8		0- 1	0- 1	AWAY	0- 3	5- 2					
0- 2		0- 0	0- 0	NEUTRAL	0- 1	0- 1					
3- 6		0- 1	0- 0	NON-CONFERENCE	0- 3	2- 1					
2- 1		0- 0	0- 0	HOME	0- 0	1- 1					
1- 4		0- 1	0- 0	AWAY	0- 2	1- 0					
0- 1		0- 0	0- 0	NEUTRAL	0- 1	0- 0					
9- 10		0- 0	0- 2	CONFERENCE	0- 2	7- 6					
4- 5		0- 0	0- 1	HOME	0- 1	3- 3					
5- 4		0- 0	0- 1	AWAY	0- 1	4- 2					
0- 1		0- 0	0- 0	NEUTRAL	0- 0	0- 1					
RPI 1-25		RPI 26-50		RPI 51-100		RPI 101+		Team's RPI: 182			
RPI S	Opponent	Score	RPI S	Opponent	Score	RPI S	Opponent	Score			
5 A	Vanderbilt	64 106	44 A	St. Peter's	63 81	54 A	Vermont	52 92	114 A	Austin Peay	95 99
			44 H	St. Peter's	75 82	57 A	Siena	83 98	119 A	Manhattan	101 83
						57 H	Siena	81 87	119 H	Manhattan	66 59
						66 A	UNC Greensboro	66 87	125 H	Bucknell	100 89
						98 N	Liberty	49 78	158 A	Fairfield	71 97
									158 H	Fairfield	79 92
									158 N	Fairfield	92 96
									216 A	Marist	92 80
									216 H	Marist	103 82
									231 A	Loyola (Md.)	86 76
									231 H	Loyola (Md.)	80 70
									232 A	Northeastern	78 64
									241 A	Niagara	96 71
									241 H	Niagara	76 86
									243 H	Central Mich.	40 61
									262 H	Mt. St. Mary's	93 77
									268 A	Iona	71 77
									268 H	Iona	71 76
									289 A	Rider	76 75
									289 H	Rider	100 86
			LAST 10 Division I GAMES:								
			158 N	Fairfield	92 96	268 A	Iona	71 77			
			289 H	Rider	100 86	241 H	Niagara	76 86			
			231 H	Loyola (Md.)	80 70	57 H	Siena	81 87			
			158 A	Fairfield	71 97	216 H	Marist	103 82			
			241 A	Niagara	96 71	119 A	Manhattan	101 83			

Non-Div I Games:

Canisius

Centenary (La.)

Through Games Of 2002 Final

Average RPI Win: 320		WON-LOST RECORD	WINNING PCT. RANK	LAST 10 GAMES	STRENGTH OF SCHEDULE	OPP. STRENGTH OF SCHEDULE	TEAM RPI	ADJ. RPI	CONF. RPI	ADJ CONF. RPI
Average RPI Loss: 215										
DIV. I ONLY		3- 19	301	1- 6	311	321	319	318	32	32
DIV. I NON-CONF.		1- 12	306	0- 2	220	146	297	300	32	32
<hr/>										
TOTALS		RPI 1-25		RPI 26-50	W-L RECORDS	RPI 51-100			RPI 150+	
3- 19		0- 1		0- 0	OVERALL	0- 1			3- 16	
0- 9		0- 1		0- 0	HOME	0- 0			0- 8	
3- 9		0- 0		0- 0	AWAY	0- 0			3- 8	
0- 1		0- 0		0- 0	NEUTRAL	0- 1			0- 0	
1- 12		0- 1		0- 0	NON-CONFERENCE	0- 1			1- 9	
0- 5		0- 1		0- 0	HOME	0- 0			0- 4	
1- 6		0- 0		0- 0	AWAY	0- 0			1- 5	
0- 1		0- 0		0- 0	NEUTRAL	0- 1			0- 0	
2- 7		0- 0		0- 0	CONFERENCE	0- 0			2- 7	
0- 4		0- 0		0- 0	HOME	0- 0			0- 4	
2- 3		0- 0		0- 0	AWAY	0- 0			2- 3	
0- 0		0- 0		0- 0	NEUTRAL	0- 0			0- 0	
<hr/>										
RPI S Opponent Score		RPI S Opponent Score			RPI S Opponent Score			RPI S Opponent Score		
22 H Loui si ana Tech 44 98					64 N Del aware 54 78			121 A Northwestern St. 48 82		
								173 A San Diego 42 61		
								192 A Jackson St. 51 63		
								192 H Jackson St. 59 71		
								195 A Long Beach St. 55 95		
								204 A Cornell I 51 71		
								211 A Tex. A&M-Corp. Chris 51 84		
								211 H Tex. A&M-Corp. Chris 56 84		
								249 A Fai r lei gh Di cki nson 69 88		
								254 A Bi rmi ngham-So. 35 69		
								254 H Bi rmi ngham-So. 35 50		
								264 H Pri nceton 80 88		
								273 H La. -Lafayette 56 77		
								281 A Li pscomb 51 69		
								281 H Li pscomb 49 72		
								319 A Morris Brown 81 77		
								320 A Mi ssi ssi ppi Val . 70 64		
								320 H Mi ssi ssi ppi Val . 56 58		
								321 A Tex. -Pan Ameri can 83 79		
								321 H Tex. -Pan Ameri can 58 69		
<hr/>										
LAST 10 Divi si on I GAMES:										
192 H Jackson St. 59 71		321 H Tex. -Pan Ameri can 58 69								
211 H Tex. A&M-Corp. Chris 56 84		281 A Li pscomb 51 69								
121 A Northwestern St. 48 82		211 A Tex. A&M-Corp. Chris 51 84								
319 A Morris Brown 81 77		321 A Tex. -Pan Ameri can 83 79								
281 H Li pscomb 49 72										

Non-Div I Games: Gardner-Webb 66 65 Gardner-Webb 86 78 Loui si ana Col . 68 52 Incarnate Word 66 57 Centenary (La.)

Loss, Non-Conf, S Site, H Home A Away N Neutral

Centenary (La.)

Centenary (La.)

Through Games of 2002 Final																			
Average RPI Win: 262		WON-LOST RECORD		WINNING PCT. RANK		LAST 10 GAMES		STRENGTH OF SCHEDULE		OPP. STRENGTH OF SCHEDULE		TEAM RPI		ADJ. RPI		CONF. RPI		ADJ CONF. RPI	
DIV. I ONLY		4- 23		295		2- 8		214		301		303		303		30		30	
DIV. I NON-CONF.		0- 9		309		0- 0		154		220		300		299		30		30	
TOTALS		RPI 1-25		RPI 26-50		W-L RECORDS		RPI 51-100		RPI 150+									
4- 23		0- 0		0- 1		OVERALL		0- 1		4- 17									
3- 9		0- 0		0- 0		HOME		0- 1		3- 5									
1- 12		0- 0		0- 0		AWAY		0- 0		1- 11									
0- 2		0- 0		0- 1		NEUTRAL		0- 0		0- 1									
0- 9		0- 0		0- 1		NON-CONFERENCE		0- 1		0- 5									
0- 3		0- 0		0- 0		HOME		0- 1		0- 0									
0- 4		0- 0		0- 0		AWAY		0- 0		0- 4									
0- 2		0- 0		0- 1		NEUTRAL		0- 0		0- 1									
4- 14		0- 0		0- 0		CONFERENCE		0- 0		4- 12									
3- 6		0- 0		0- 0		HOME		0- 0		3- 5									
1- 8		0- 0		0- 0		AWAY		0- 0		1- 7									
0- 0		0- 0		0- 0		NEUTRAL		0- 0		0- 0									
RPI 1-25		RPI 26-50		RPI 51-100		RPI 101+		Team's RPI: 303											
RPI S	Opponent	Score	RPI S	Opponent	Score	RPI S	Opponent	Score	RPI S	Opponent	Score								
46 N	UNLV	28 83	65 H	Harvard	53 66	108 H	Boston U.	48 82	133 H	Hartford	36 61								
						143 A	St. Francis (Pa.)	40 61	143 H	St. Francis (Pa.)	40 63								
						170 H	Long Island	58 46	172 A	Rhode Island	39 70								
						186 A	Sacred Heart	38 55	186 H	Sacred Heart	44 55								
						194 N	Loyola (Ill.)	52 60	201 A	Wagner	44 63								
						201 H	Wagner	50 65	205 A	Monmouth	44 67								
						205 H	Monmouth	40 59	214 A	Quinnipiac	55 69								
						214 H	Quinnipiac	49 64	215 A	Yale	38 67								
						232 A	Northeastern	70 96	244 A	California	38 72								
						247 A	UMBC	45 67	249 A	Fairleigh Dickinson	53 70								
						249 H	Fairleigh Dickinson	64 53	262 A	Mt. St. Mary's	59 71								
						312 H	St. Francis (N.Y.)	54 65	314 A	Robert Morris	62 43								
						314 H	Robert Morris	64 43											
				LAST 10 Division I GAMES:															
214 H	Quinnipiac	49 64	205 A	Monmouth	44 67														
201 H	Wagner	50 65	312 H	St. Francis (N.Y.)	54 65														
262 A	Mt. St. Mary's	59 71	170 H	Long Island	58 46														
247 A	UMBC	45 67	186 H	Sacred Heart	44 55														
249 A	Fairleigh Dickinson	53 70	314 A	Robert Morris	62 43														

Central Conn. St.

Central Conn. St.

Non-Div I Games:

Central Conn. St.

Loss, Non-Conf, S Site, H Home A Away N Neutral

Average RPI Win: 233		WON-LOST RECORD	WINNING PCT. RANK	LAST 10 GAMES	STRENGTH OF SCHEDULE	OPP. STRENGTH OF SCHEDULE	TEAM RPI	ADJ. RPI	CONF. RPI	ADJ CONF. RPI	
DIV. I ONLY		8- 18	264	1- 9	187	202	242	243	18	18	
DIV. I NON-CONF.		6- 3	59	0- 0	218	205	125	127	19	20	
TOTALS		RPI 1-25	RPI 26-50	W-L RECORDS	RPI 51-100	RPI 150+					
8- 18		0- 0	0- 1	OVERALL	0- 3	8- 7					
3- 8		0- 0	0- 0	HOME	0- 1	3- 3					
4- 10		0- 0	0- 1	AWAY	0- 2	4- 4					
1- 0		0- 0	0- 0	NEUTRAL	0- 0	1- 0					
6- 3		0- 0	0- 1	NON-CONFERENCE	0- 0	6- 1					
2- 1		0- 0	0- 0	HOME	0- 0	2- 1					
3- 2		0- 0	0- 1	AWAY	0- 0	3- 0					
1- 0		0- 0	0- 0	NEUTRAL	0- 0	1- 0					
2- 15		0- 0	0- 0	CONFERENCE	0- 3	2- 6					
1- 7		0- 0	0- 0	HOME	0- 1	1- 2					
1- 8		0- 0	0- 0	AWAY	0- 2	1- 4					
0- 0		0- 0	0- 0	NEUTRAL	0- 0	0- 0					
RPI 1-25		RPI 26-50		RPI 51-100		RPI 101+		Team's RPI: 243			
RPI S	Opponent	Score	RPI S	Opponent	Score	RPI S	Opponent	Score			
			42	A New Mexi co	40 71	74	A Ball St.	58 80	102	H Toledo	47 63
						74	H Ball St.	81 90	117	A Eastern Mi ch.	59 70
						90	A Kent St.	48 78	117	H Eastern Mi ch.	43 52
									127	H Mi ami (Ohi o)	57 64
									139	A Northern Ill.	61 74
									139	H Northern Ill.	51 68
									140	A Oakl and	58 69
									160	A Western Mi ch.	78 87
									160	A Western Mi ch.	67 77
									160	H Western Mi ch.	55 71
									169	H Detroit	51 70
									170	N Long Isl and	79 58
									182	A Cani si us	61 40
									217	H Dartmouth	62 61
									227	A Illinois St.	72 62
									237	A Buffal o	45 55
									240	H IUPUI	57 56
									241	A Ni agara	63 46
									251	A Ohi o	69 75
									272	H Bowl ing Green	81 71
									285	H Marshal l	64 67
									313	A Akron	76 56
LAST 10 Division I GAMES:											
			160	A Western Mi ch.	67 77		117	A Eastern Mi ch.	59 70		
			139	H Northern Ill.	51 68		313	A Akron	76 56		
			74	A Ball St.	58 80		160	H Western Mi ch.	55 71		
			160	A Western Mi ch.	78 87		139	A Northern Ill.	61 74		
			127	H Mi ami (Ohi o)	57 64		117	H Eastern Mi ch.	43 52		

Central Mich.

Non-Div I Games: Northwood 68 52 Wayne St. (Mich. 80 61

Central Mich.

Loss, Non-Conf, S Site, H Home A Away N Neutral

Average RPI Win: 249										WON-LOST RECORD										WINNING PCT. RANK										LAST 10 GAMES										STRENGTH OF SCHEDULE										OPP. STRENGTH OF SCHEDULE										TEAM RPI										ADJ. RPI										CONF. RPI										ADJ CONF. RPI									
DIV. I ONLY										9- 16										242										3- 7										225										268										245										245										31										31									
DIV. I NON-CONF.										2- 7										265										0- 1										81										316										236										235										28										28									
TOTALS										RPI 1-25										RPI 26-50										W-L RECORDS										RPI 51-100										RPI 150+																																																	
9- 16										0- 0										0- 0										OVERALL										0- 7										9- 8																																																	
6- 4										0- 0										0- 0										HOME										0- 1										6- 3																																																	
2- 10										0- 0										0- 0										AWAY										0- 4										2- 5																																																	
1- 2										0- 0										0- 0										NEUTRAL										0- 2										1- 0																																																	
2- 7										0- 0										0- 0										NON-CONFERENCE										0- 4										2- 2																																																	
2- 1										0- 0										0- 0										HOME										0- 0										2- 1																																																	
0- 5										0- 0										0- 0										AWAY										0- 3										0- 1																																																	
0- 1										0- 0										0- 0										NEUTRAL										0- 1										0- 0																																																	
7- 9										0- 0										0- 0										CONFERENCE										0- 3										7- 6																																																	
4- 3										0- 0										0- 0										HOME										0- 1										4- 2																																																	
2- 5										0- 0										0- 0										AWAY										0- 1										2- 4																																																	
1- 1										0- 0										0- 0										NEUTRAL										0- 1										1- 0																																																	
RPI 1-25										RPI 26-50										RPI 51-100										RPI 101+										Team's RPI: 245																																																											
RPI S Opponent Score										RPI S Opponent Score										RPI S Opponent Score										RPI S Opponent Score										RPI S Opponent Score																																																											
56 A Auburn										52 67										105 A Georgi a Tech										52 79																																																																					
58 A Clemson										48 68										162 H Ga. Southern										86 61																																																																					
63 A North Carolina St.										45 99										176 H South Carolina St.										69 62																																																																					
69 N Stephen F. Austin										62 66										221 A Hi gh Point										71 86																																																																					
98 A Li berty										62 76										221 H Hi gh Point										61 63																																																																					
98 H Li berty										62 71										221 N Hi gh Point										74 69																																																																					
98 N Li berty										41 54										227 A El on										58 75																																																																					
																				227 H El on										57 53																																																																					
																				254 A Bi rmi ngham-So.										42 43																																																																					
																				254 H Bi rmi ngham-So.										47 62																																																																					
																				260 A Radford										50 53																																																																					
																				260 H Radford										59 58																																																																					
																				270 A Coastal Caro.										61 64																																																																					
																				270 H Coastal Caro.										48 35																																																																					
																				291 A Wi nthrop										57 44																																																																					
																				291 H Wi nthrop										42 58																																																																					
																				316 A UNC Asheville										74 68																																																																					
																				316 H UNC Asheville										76 60																																																																					
LAST 10 Division I GAMES:										LAST 10 Division I GAMES:										LAST 10 Division I GAMES:										LAST 10 Division I GAMES:										LAST 10 Division I GAMES:																																																											
98 N Li berty										41 54										254 A Bi rmi ngham-So.										42 43																																																																					
221 N Hi gh Point										74 69										98 A Li berty										62 76																																																																					
270 A Coastal Caro.										61 64										260 A Radford										50 53																																																																					
316 H UNC Asheville										76 60										221 H Hi gh Point										61 63																																																																					
291 H Wi nthrop										42 58										227 H El on										57 53																																																																					

C
h
a
r
l
e
s
t
o
n
S
o
.

Charleston.

Charleston So.

Southern Va. 75 47

Anderson (S. C.) 80 46

90 32

Non-Div I Games: Savannah St.

Average RPI Win:		176	WON-LOST	WINNING	LAST 10	STRENGTH OF	OPP. STRENGTH	TEAM	ADJ.	CONF.	ADJ CONF.
Average RPI Loss:		92	RECORD	PCT. RANK	GAMES	SCHEDULE	OF SCHEDULE	RPI	RPI	RPI	RPI
DIV. I ONLY	16- 13	119	6- 4	124	85	116	118	8	8		
DIV. I NON-CONF.	8- 5	89	0- 0	168	134	114	117	7	7		
TOTALS	RPI 1-25	RPI 26-50	W-L RECORDS	RPI 51-100	RPI 150+						
16- 13	1- 3	0- 3	OVERALL	2- 3	11- 4						
8- 3	1- 1	0- 1	HOME	2- 0	4- 1						
5- 9	0- 2	0- 1	AWAY	0- 3	4- 3						
3- 1	0- 0	0- 1	NEUTRAL	0- 0	3- 0						
8- 5	0- 2	0- 0	NON-CONFERENCE	1- 2	6- 1						
2- 2	0- 1	0- 0	HOME	1- 0	1- 1						
4- 3	0- 1	0- 0	AWAY	0- 2	3- 0						
2- 0	0- 0	0- 0	NEUTRAL	0- 0	2- 0						
8- 8	1- 1	0- 3	CONFERENCE	1- 1	5- 3						
6- 1	1- 0	0- 1	HOME	1- 0	3- 0						
1- 6	0- 1	0- 1	AWAY	0- 1	1- 3						
1- 1	0- 0	0- 1	NEUTRAL	0- 0	1- 0						
RPI S Opponent	RPI 1-25	Score	RPI S Opponent	RPI 26-50	Score	RPI S Opponent	RPI 51-100	Score	RPI S Opponent	RPI 101+	Team's RPI: 118
4 H Duke		39 64	38 H Houston		56 66	55 A Hawai i		59 82	101 H Marquette		62 44
8 A South Carolina		53 72	38 N Houston		65 68	66 H UNC Greensboro		60 44	141 A Texas A&M		54 50
20 A Cincinnati		58 87	40 A Tulane		57 65	78 A Louisville		52 74	156 H UAB		69 49
24 H TCU		81 67				86 H DePaul		75 63	159 H South Fla.		74 46
						97 A Furman		57 58	166 A Memphis		56 91
									166 N Memphis		58 46
									168 A St. Louis		66 48
									176 A South Carolina St.		60 58
									184 A Southern Miss.		47 50
									192 N Jackson St.		54 46
									226 H Davidson		59 61
									234 A Appalachian St.		65 61
									248 A East Caro.		57 62
									248 H East Caro.		54 39
									291 A Winthrop		68 56
									296 N Tennessee St.		56 40
									316 H UNC Asheville		67 34
LAST 10 Division I GAMES:											
38 N Houston		65 68	156 H UAB		69 49						
166 N Memphis		58 46	86 H DePaul		75 63						
184 A Southern Miss.		47 50	101 H Marquette		62 44						
40 A Tulane		57 65	166 A Memphis		56 91						
159 H South Fla.		74 46	168 A St. Louis		66 48						

Non-Div I Games:

Charlotte

Chattanooga

Average RPI Win: 183
Average RPI Loss: 107

WON-LOST
RECORD

WINNING
PCT. RANK

LAST 10
GAMES

STRENGTH OF
SCHEDULE

OPP. STRENGTH
OF SCHEDULE

TEAM
RPI

ADJ.
RPI

CONF.
RPI

ADJ CONF.
RPI

DIV. I ONLY

23- 8

33

8- 2

158

115

67

70

15

15

DIV. I NON-CONF.

6- 4

99

0- 1

242

31

144

144

16

16

TOTALS

RPI 1-25

RPI 26-50

W-L RECORDS

RPI 51-100

RPI 150+

23- 8

0- 2

0- 0

OVERALL

4- 3

17- 2

9- 2

0- 1

0- 0

HOME

1- 1

7- 0

10- 6

0- 1

0- 0

AWAY

1- 2

8- 2

4- 0

0- 0

0- 0

NEUTRAL

2- 0

2- 0

6- 4

0- 2

0- 0

NON-CONFERENCE

1- 1

5- 0

1- 1

0- 1

0- 0

HOME

0- 0

1- 0

4- 3

0- 1

0- 0

AWAY

0- 1

4- 0

1- 0

0- 0

0- 0

NEUTRAL

1- 0

0- 0

17- 4

0- 0

0- 0

CONFERENCE

3- 2

12- 2

8- 1

0- 0

0- 0

HOME

1- 1

6- 0

6- 3

0- 0

0- 0

AWAY

1- 1

4- 2

3- 0

0- 0

0- 0

NEUTRAL

1- 0

2- 0

RPI 1-25

RPI	S	Opponent	Score
1	H	Tennessee	57 97
18	A	Penn St.	67 82

RPI 26-50

RPI	S	Opponent	Score
-----	---	----------	-------

RPI 51-100 Team's RPI: 70

RPI	S	Opponent	Score
66	A	UNC Greensboro	73 69
66	H	UNC Greensboro	62 59
66	N	UNC Greensboro	77 69
69	N	Stephen F. Austin	63 42
96	A	Mississippi	62 69
97	A	Furman	51 62
97	H	Furman	62 68

RPI 101+

RPI	S	Opponent	Score
111	A	George Mason	84 91
137	A	Western Caro.	83 52
137	H	Western Caro.	79 41
157	A	Wofford	78 43
157	H	Wofford	78 67
157	N	Wofford	65 61
162	A	Ga. Southern	79 67
162	H	Ga. Southern	71 67
164	A	Southern Methodist	67 65
200	A	Col. of Charleston	59 62
200	H	Col. of Charleston	81 65
224	A	Troy St.	72 65
226	A	Davidson	83 61
226	H	Davidson	88 71
234	A	Appalachian St.	86 68
234	H	Appalachian St.	85 65
234	N	Appalachian St.	84 61
235	A	East Tenn. St.	83 92
235	H	East Tenn. St.	75 47
296	A	Tennessee St.	87 67
296	H	Tennessee St.	98 62
305	A	Samford	105 42

LAST 10 Division I GAMES:

18	A	Penn St.	67 82	157	H	Wofford	78 67
66	N	UNC Greensboro	77 69	226	A	Davidson	83 61
157	N	Wofford	65 61	97	H	Furman	62 68
234	N	Appalachian St.	84 61	66	A	UNC Greensboro	73 69
234	H	Appalachian St.	85 65	137	A	Western Caro.	83 52

Chattanooga

Non-Div I Games:

Loss, Non-Conf, S Site, H Home A Away N Neutral

Average RPI Win: 212		WON-LOST RECORD		WINNING PCT. RANK		LAST 10 GAMES		STRENGTH OF SCHEDULE		OPP. STRENGTH OF SCHEDULE		TEAM RPI		ADJ. RPI		CONF. RPI		ADJ CONF. RPI					
Average RPI Loss: 141																							
DIV. I ONLY		11- 17		224		5- 5		163		218		210		208		21		21					
DIV. I NON-CONF.		4- 8		224		0- 1		93		191		178		177		18		18					
TOTALS		RPI 1-25		RPI 26-50		W-L RECORDS		RPI 51-100				RPI 150+											
11- 17		0- 0		0- 1		OVERALL		2- 6				8- 7											
7- 6		0- 0		0- 1		HOME		1- 2				6- 1											
2- 10		0- 0		0- 0		AWAY		0- 3				1- 6											
2- 1		0- 0		0- 0		NEUTRAL		1- 1				1- 0											
4- 8		0- 0		0- 1		NON-CONFERENCE		2- 3				2- 2											
3- 3		0- 0		0- 1		HOME		1- 1				2- 0											
0- 5		0- 0		0- 0		AWAY		0- 2				0- 2											
1- 0		0- 0		0- 0		NEUTRAL		1- 0				0- 0											
7- 9		0- 0		0- 0		CONFERENCE		0- 3				6- 5											
4- 3		0- 0		0- 0		HOME		0- 1				4- 1											
2- 5		0- 0		0- 0		AWAY		0- 1				1- 4											
1- 1		0- 0		0- 0		NEUTRAL		0- 1				1- 0											
RPI 1-25		RPI 26-50		RPI 51-100		RPI 101+		Team's RPI: 208															
RPI S	Opponent	Score	RPI S	Opponent	Score	RPI S	Opponent	Score	RPI S	Opponent	Score	RPI S	Opponent	Score	RPI S	Opponent	Score	RPI S	Opponent	Score			
41	H Arizona St.	43 83	54	H Vermont	70 64	117	H Eastern Mi ch.	45 51	140	A Oakl and	83 69	140	H Oakl and	71 76	142	A Wyomi ng	44 70	188	A Oral Roberts	59 66			
			56	A Auburn	54 74	140	A Oakl and	83 69	188	H Oral Roberts	62 48	189	A Western Ill.	58 68	189	H Western Ill.	57 67	194	A Loyola (Ill.)	54 68			
			61	A Val parai so	45 84	140	H Oakl and	71 76	189	A Western Ill.	58 68	194	A Loyola (Ill.)	54 68	203	A Ill. -Chicago	48 55	236	H Youngstown St.	69 49			
			61	H Val parai so	47 65	142	A Wyomi ng	44 70	240	A IU PUI	74 72	240	H IU PUI	64 54	274	A Southern Utah	52 57	274	H Southern Utah	63 58			
			61 N	Val parai so	64 66	188	A Oral Roberts	59 66	274	N Southern Utah	73 71	300	A UMKC	51 72	300	H UMKC	65 43	321	H Tex. -Pan American	60 39			
			69 N	Stephen F. Austin	51 42																		
			84	H Wi s. -Mil lwaukee	50 71																		
			92	A Nebraska	41 70																		
LAST 10 Division I GAMES:																							
61 N Val parai so 64 66						274 H Southern Utah 63 58																	
274 N Southern Utah 73 71						61 A Val parai so 45 84																	
188 H Oral Roberts 62 48						189 A Western Ill. 58 68																	
300 H UMKC 65 43						240 H IU PUI 64 54																	
142 A Wyomi ng 44 70						140 H Oakl and 71 76																	

Non-Div I Games: 1 PFW

83 84

Chi cago St.

■ Loss, ■ Non-Conf, S Site, H Home A Away N Neutral

Average RPI Win: 141		WON-LOST RECORD	WINNING PCT. RANK	LAST 10 GAMES	STRENGTH OF SCHEDULE	OPP. STRENGTH OF SCHEDULE	TEAM RPI	ADJ. RPI	CONF. RPI	ADJ CONF. RPI	
DIV. I ONLY		27- 5	6	9- 1	71	80	19	20	8	8	
DIV. I NON-CONF.		13- 2	9	2- 1	148	124	32	32	7	7	
TOTALS		RPI 1-25	RPI 26-50	W-L RECORDS	RPI 51-100	RPI 150+					
27- 5		0- 2	4- 2	OVERALL	5- 1	13- 0					
15- 1		0- 0	0- 1	HOME	3- 0	9- 0					
8- 4		0- 2	1- 1	AWAY	1- 1	4- 0					
4- 0		0- 0	3- 0	NEUTRAL	1- 0	0- 0					
13- 2		0- 1	1- 1	NON-CONFERENCE	2- 0	7- 0					
8- 1		0- 0	0- 1	HOME	2- 0	4- 0					
4- 1		0- 1	0- 0	AWAY	0- 0	3- 0					
1- 0		0- 0	1- 0	NEUTRAL	0- 0	0- 0					
14- 3		0- 1	3- 1	CONFERENCE	3- 1	6- 0					
7- 0		0- 0	0- 0	HOME	1- 0	5- 0					
4- 3		0- 1	1- 1	AWAY	1- 1	1- 0					
3- 0		0- 0	2- 0	NEUTRAL	1- 0	0- 0					
RPI 1-25		Team's RPI: 20		RPI 26-50	RPI 51-100		RPI 101+				
RPI S	Opponent	Score	RPI S	Opponent	Score	RPI S	Opponent	Score	RPI S	Opponent	Score
8	A South Carolina	56 75	38	A Houston	78 89	60	H Mississippi St.	74 57	101	A Marquette	63 53
24	A TCU	57 73	38	N Houston	78 74	78	A Louisville	65 71	118	H Charlotte	87 58
			40	A Tulane	76 50	78	H Louisville	85 71	126	A Middle Tenn.	65 63
			40	N Tulane	68 56	78	N Louisville	80 70	131	H Kentucky	73 57
			43	H Syracuse	68 70	86	A DePaul	75 51	143	H St. Francis (Pa.)	76 49
			44	N St. Peter's	76 63	92	H Nebraska	81 59	156	H UAB	78 35
									159	H South Fla.	92 47
									166	H Memphis	85 59
									168	H St. Louis	56 55
									175	A Xavier	62 56
									178	H Belmont	87 73
									184	A Southern Miss.	65 56
									186	H Sacred Heart	75 42
									197	A Dayton	70 58
									224	H Troy St.	92 49
									248	H East Caro.	77 52
									286	A Butler	94 66
									314	H Robert Morris	71 29
LAST 10 Division I GAMES:											
8	A South Carolina	56 75	78	H Louisville	85 71						
44	N St. Peter's	76 63	131	H Kentucky	73 57						
40	N Tulane	68 56	86	A DePaul	75 51						
38	N Houston	78 74	101	A Marquette	63 53						
78	N Louisville	80 70	166	H Memphis	85 59						

Average RPI Win: 113		WON-LOST RECORD		WINNING PCT. RANK		LAST 10 GAMES		STRENGTH OF SCHEDULE		OPP. STRENGTH OF SCHEDULE		TEAM RPI		ADJ. RPI		CONF. RPI		ADJ CONF. RPI	
DIV. I ONLY		17- 12		103		5- 5		61		27		63		58		4		4	
DIV. I NON-CONF.		8- 4		59		0- 1		119		42		67		63		4		4	
TOTALS		RPI 1-25		RPI 26-50		W-L RECORDS		RPI 51-100		RPI 150+									
17- 12		2- 4		2- 2		OVERALL		3- 2		3- 1									
12- 2		1- 2		1- 0		HOME		2- 0		3- 0									
4- 8		1- 2		1- 1		AWAY		1- 1		0- 1									
1- 2		0- 0		0- 1		NEUTRAL		0- 1		0- 0									
8- 4		2- 0		0- 2		NON-CONFERENCE		1- 1		3- 1									
6- 0		1- 0		0- 0		HOME		1- 0		3- 0									
1- 3		1- 0		0- 1		AWAY		0- 1		0- 1									
1- 1		0- 0		0- 1		NEUTRAL		0- 0		0- 0									
9- 8		0- 4		2- 0		CONFERENCE		2- 1		0- 0									
6- 2		0- 2		1- 0		HOME		1- 0		0- 0									
3- 5		0- 2		1- 0		AWAY		1- 0		0- 0									
0- 1		0- 0		0- 0		NEUTRAL		0- 1		0- 0									
RPI 1-25		RPI 26-50		RPI 51-100		Team's RPI: 58		RPI 101+											
RPI S	Opponent	Score		RPI S	Opponent	Score		RPI S	Opponent	Score		RPI S	Opponent	Score					
4	A Duke	69 77		26	N Arkansas	68 78		63	A North Carolina	63 52		103	A Florida St.	56 43					
4	H Duke	58 81		27	A Virginia Tech	58 68			St.			103	H Florida St.	74 70					
8	H South Carolina	71 63		39	A Virginia	79 68		63	H North Carolina	62 51		105	A Georgi a Tech	78 83					
17	A North Carolina	76 86		39	H Vi rgi ni a	73 65			St.			105	H Georgi a Tech	68 65					
17	H North Carolina	85 89						63	N North Carolina	52 61		123	A Wake Forest	46 58					
18	A Penn St.	73 69							St.			123	H Wake Forest	65 46					
								71	H Illinois	73 62		127	H Mi ami (Ohi o)	72 55					
								97	A Furman	57 59		133	N Hartford	60 46					
												138	A Maryl and	59 70					
												138	H Maryl and	60 47					
												180	A Massachusetts	51 54					
												245	H Charleston So.	68 48					
												248	H East Caro.	67 53					
												291	H Wi nthrop	86 43					
				LAST 10 Division I GAMES:															
				26	N Arkansas	68 78		17	A North Carolina	76 86									
				63	N North Carolina St.	52 61		4	A Duke	69 77									
				63	A North Carolina St.	63 52		39	H Virginia	73 65									
				105	H Georgi a Tech	68 65		103	A Florida St.	56 43									
				123	H Wake Forest	65 46		105	A Georgi a Tech	78 83									

Clemson

Non-Div I Games:

Clemson

Loss,
Non-Conf, S Site,
H Home
A Away
N Neutral

Cleveland St.

Cleveland St.					Through Games Of 2002 Final						
Average RPI Win:		WON-LOST RECORD		WINNING PCT. RANK	LAST 10 GAMES	STRENGTH OF SCHEDULE	OPP. STRENGTH OF SCHEDULE	TEAM RPI	ADJ. RPI	CONF. RPI	ADJ CONF. RPI
230											
Average RPI Loss:											
158											
DIV. I ONLY		11- 15	213	5- 4	272	209	231	233	20	20	
DIV. I NON-CONF.		4- 5	185	0- 0	280	214	239	238	20	19	

TOTALS		RPI 1-25		RPI 26-50	W-L RECORDS	RPI 51-100		RPI 150+			
11- 15		0- 0		0- 1	OVERALL	1- 4		10- 10			
6- 6		0- 0		0- 0	HOME	1- 1		5- 5			
4- 8		0- 0		0- 1	AWAY	0- 3		4- 4			
1- 1		0- 0		0- 0	NEUTRAL	0- 0		1- 1			
4- 5		0- 0		0- 1	NON-CONFERENCE	0- 1		4- 3			
2- 2		0- 0		0- 0	HOME	0- 0		2- 2			
1- 3		0- 0		0- 1	AWAY	0- 1		1- 1			
1- 0		0- 0		0- 0	NEUTRAL	0- 0		1- 0			
7- 10		0- 0		0- 0	CONFERENCE	1- 3		6- 7			
4- 4		0- 0		0- 0	HOME	1- 1		3- 3			
3- 5		0- 0		0- 0	AWAY	0- 2		3- 3			
0- 1		0- 0		0- 0	NEUTRAL	0- 0		0- 1			

RPI S Opponent Score		RPI 1-25		RPI S Opponent Score		RPI 26-50		RPI S Opponent Score		RPI 51-100	
33 A Wisconsin		55 97		55 A Hawaii		55 76		160 H Western Mich.		80 78	
				62 A Wis.-Green Bay		51 74		169 A Detroit		67 94	
				62 H Wis.-Green Bay		66 55		169 H Detroit		75 63	
				84 A Wis.-Milwaukee		67 80		169 N Detroit		73 87	
				84 H Wis.-Milwaukee		61 65		179 H Duquesne		71 85	
								189 H Western Ill.		59 64	
								194 A Loyola (Ill.)		60 73	
								194 H Loyola (Ill.)		61 69	
								203 A Ill.-Chicago		64 57	
								203 H Ill.-Chicago		44 53	
								236 A Youngstown St.		74 82	
								236 H Youngstown St.		80 71	
								240 A IUPUI		85 83	
								241 A Niagara		78 85	
								275 A Wright St.		89 76	
								275 H Wright St.		53 72	
								286 A Butler		79 71	
								286 H Butler		84 82	
								296 N Tennessee St.		92 79	
								313 H Akron		72 54	

				LAST 10 Division I GAMES:							
				169 N Detroit		73 87		169 H Detroit		75 63	
				203 A Ill.-Chicago		64 57		236 A Youngstown St.		74 82	
				194 A Loyola (Ill.)		60 73		286 A Butler		79 71	
				62 H Wis.-Green Bay		66 55		275 A Wright St.		89 76	
				84 H Wis.-Milwaukee		61 65		194 H Loyola (Ill.)		61 69	

Cleveland St.

Non-Div I Games: 1 PFW 99 65 1 PFW 79 70

Cleveland St.

Loss, Non-Conf, S Site, H Home A Away N Neutral

Page 51

Non-Div I Games: IPFW

99 65

IPFW

79 70

Cleveland St.

Average RPI Win: 251				WON-LOST RECORD		WINNING PCT. RANK		LAST 10 GAMES		STRENGTH OF SCHEDULE		OPP. STRENGTH OF SCHEDULE		TEAM RPI		ADJ. RPI		CONF. RPI		ADJ CONF. RPI							
DIV. I ONLY				9- 18		251		5- 5		259		288		271		270		31		31							
DIV. I NON-CONF.				2- 8		273		0- 0		110		317		263		260		28		28							
TOTALS				RPI 1-25		RPI 26-50		W-L RECORDS		RPI 51-100		RPI 150+															
9- 18				0- 1		0- 0		OVERALL		0- 5		9- 10															
4- 6				0- 0		0- 0		HOME		0- 2		4- 4															
3- 11				0- 1		0- 0		AWAY		0- 2		3- 6															
2- 1				0- 0		0- 0		NEUTRAL		0- 1		2- 0															
2- 8				0- 1		0- 0		NON-CONFERENCE		0- 2		2- 3															
1- 2				0- 0		0- 0		HOME		0- 1		1- 1															
1- 6				0- 1		0- 0		AWAY		0- 1		1- 2															
0- 0				0- 0		0- 0		NEUTRAL		0- 0		0- 0															
7- 10				0- 0		0- 0		CONFERENCE		0- 3		7- 7															
3- 4				0- 0		0- 0		HOME		0- 1		3- 3															
2- 5				0- 0		0- 0		AWAY		0- 1		2- 4															
2- 1				0- 0		0- 0		NEUTRAL		0- 1		2- 0															
RPI S				RPI 1-25		RPI S		RPI 26-50		RPI S		RPI 51-100		RPI S		RPI 101+		Team's RPI: 270		Score							
8				A South Carolina		34		94		78				A Louisville		56		66		120		A James Madison		49		69	
								97				H Furman		51		81		135				A UNC Wilmington		56		65	
								98				A Liberty		45		74		200				H Col. of Charleston		81		48	
								98				H Liberty		46		67		218				A Campbell		65		61	
								98				N Liberty		33		57		221				A High Point		71		65	
																221				H High Point		74		65			
																227				A El on		55		65			
																227				H El on		50		60			
																227				N El on		66		64			
																235				A East Tenn. St.		68		76			
																245				A Charleston So.		35		48			
																245				H Charleston So.		64		61			
																254				A Bi rmi ngham-So.		40		52			
																254				H Bi rmi ngham-So.		53		69			
																260				A Radford		73		82			
																260				H Radford		60		61			
																291				A Wi nthrop		56		65			
																291				H Wi nthrop		67		84			
																291				N Wi nthrop		58		56			
																316				A UNC Asheville		69		57			
																316				H UNC Asheville		62		46			

Non-Div I Games: Coker

57 37

Brevard

76 54

Coastal Caro.

Loss,
Non-Conf, S Site,
H Home
A Away
N Neutral

Average RPI Win: 218		WON-LOST RECORD		WINNING PCT. RANK		LAST 10 GAMES		STRENGTH OF SCHEDULE		OPP. STRENGTH OF SCHEDULE		TEAM RPI		ADJ. RPI		CONF. RPI		ADJ CONF. RPI	
DIV. I ONLY		12- 14		191		3- 7		224		181		201		200		15		15	
DIV. I NON-CONF.		4- 2		59		0- 0		317		303		228		228		16		16	
TOTALS		RPI 1-25		RPI 26-50		W-L RECORDS		RPI 51-100		RPI 150+									
12- 14		0- 0		0- 0		OVERALL		1- 6		10- 6									
8- 5		0- 0		0- 0		HOME		1- 2		7- 1									
3- 8		0- 0		0- 0		AWAY		0- 3		2- 5									
1- 1		0- 0		0- 0		NEUTRAL		0- 1		1- 0									
4- 2		0- 0		0- 0		NON-CONFERENCE		0- 0		4- 1									
3- 1		0- 0		0- 0		HOME		0- 0		3- 0									
1- 1		0- 0		0- 0		AWAY		0- 0		1- 1									
0- 0		0- 0		0- 0		NEUTRAL		0- 0		0- 0									
8- 12		0- 0		0- 0		CONFERENCE		1- 6		6- 5									
5- 4		0- 0		0- 0		HOME		1- 2		4- 1									
2- 7		0- 0		0- 0		AWAY		0- 3		1- 4									
1- 1		0- 0		0- 0		NEUTRAL		0- 1		1- 0									
RPI 1-25		RPI 26-50		RPI 51-100		RPI 101+		Team's RPI: 200											
RPI S	Opponent	Score	RPI S	Opponent	Score	RPI S	Opponent	Score	RPI S	Opponent	Score								
						66	A UNC Greensboro	50 60	135	H UNC Wi l mington	68 80								
						66	H UNC Greensboro	58 73	137	A Western Caro.	64 59								
						66	N UNC Greensboro	51 77	137	H Western Caro.	72 77								
						70	A Chattanooga	65 81	157	A Wofford	67 82								
						70	H Chattanooga	62 59	157	H Wofford	59 65								
						97	A Furman	61 70	162	A Ga. Southern	57 67								
						97	H Furman	57 71	162	H Ga. Southern	79 68								
									209	H Stetson	77 67								
									226	A Davi dson	64 65								
									226	H Davi dson	70 67								
									234	A Appal achi an St.	83 73								
									234	H Appal achi an St.	80 52								
									235	A East Tenn. St.	79 82								
									235	H East Tenn. St.	62 56								
									235	N East Tenn. St.	85 65								
									257	H Navy	93 70								
									270	A Coastal Caro.	48 81								
									309	H Jacksonville	77 51								
									313	A Akron	59 54								
LAST 10 Divi sion I GAMES:																			
						66	N UNC Greensboro	51 77	234	H Appal achi an St.	80 52								
						235	N East Tenn. St.	85 65	235	A East Tenn. St.	79 82								
						97	H Furman	57 71	162	H Ga. Southern	79 68								
						66	A UNC Greensboro	50 60	70	A Chattanooga	65 81								
						137	H Western Caro.	72 77	157	H Wofford	59 65								

Non-Div I Games: Limestone 85 40 Anderson (S.C.) 92 53

Col. of Charleston

Average RPI Win: 241				WON-LOST RECORD				WINNING PCT. RANK				LAST 10 GAMES				STRENGTH OF SCHEDULE				OPP. STRENGTH OF SCHEDULE				TEAM RPI				ADJ. RPI				CONF. RPI				ADJ. CONF. RPI			
DIV. I ONLY				13- 17				203				5- 5				209				285				218				223				25				25			
DIV. I NON-CONF.				5- 9				223				0- 0				210				281				231				234				25				26			
TOTALS				RPI 1-25				RPI 26-50				W-L RECORDS				RPI 51-100				RPI 150+																			
13- 17				0- 0				0- 0				OVERALL				0- 5				12- 10																			
6- 6				0- 0				0- 0				HOME				0- 2				6- 4																			
4- 8				0- 0				0- 0				AWAY				0- 1				4- 5																			
3- 3				0- 0				0- 0				NEUTRAL				0- 2				2- 1																			
5- 9				0- 0				0- 0				NON-CONFERENCE				0- 2				5- 6																			
2- 4				0- 0				0- 0				HOME				0- 1				2- 3																			
2- 3				0- 0				0- 0				AWAY				0- 0				2- 2																			
1- 2				0- 0				0- 0				NEUTRAL				0- 1				1- 1																			
8- 8				0- 0				0- 0				CONFERENCE				0- 3				7- 4																			
4- 2				0- 0				0- 0				HOME				0- 1				4- 1																			
2- 5				0- 0				0- 0				AWAY				0- 1				2- 3																			
2- 1				0- 0				0- 0				NEUTRAL				0- 1				1- 0																			
RPI S Opponent Score				RPI S Opponent Score				RPI S Opponent Score				RPI S Opponent Score				Team's RPI : 223																							
65 H Harvard 67 80				79 A Holy Cross 72 103				79 H Holy Cross 67 84				79 N Holy Cross 71 83				92 N Nebraska 45 86				112 A Binghamton 63 65																			
125 A Bucknel I 69 96				125 N Bucknel I 84 81				170 A Long Isl and 65 69				171 H Georgetown 69 83				181 N UCF 84 90				201 H Wagner 84 80																			
204 H Cornell I 85 70				212 A Lehi gh 81 78				212 H Lehi gh 73 57				214 A Qui nni pi ac 75 72				217 H Dartmouth 69 82				229 H Col umbi a 63 67																			
246 A Ameri can 62 71				246 H Ameri can 77 79				246 N Ameri can 79 68				257 A Navy 73 81				257 H Navy 84 73				262 N Mt. St. Mary' s 85 75																			
284 A La Sal I e 66 94				294 A Army 65 61				294 H Army 88 65				298 A Al bany (N. Y.) 77 66				308 A Lafayette 68 72				308 H Lafayette 94 75																			
LAST 10 Div				si on I GAMES:				79 N Hol y Cross 71 83				257 A Navy 73 81				79 H Hol y Cross 67 84				212 H Lehi gh 73 57				246 A Ameri can 62 71				294 H Army 88 65											
246 N Ameri can 79 68				308 H Lafayette 94 75				294 A Army 65 61				125 A Bucknel I 69 96																											

Non-Div I Games: P. R. -Mayaguez 84 37

Col gate

Loss, Non-Conf, S Site, H Home A Away N Neutral

Overall Record				Strength of Schedule				Opponent Strength of Schedule				Team RPI				Adj. RPI				Conf. RPI				Adj. Conf. RPI															
Average RPI Win: 101				WON-LOST RECORD				WINNING PCT. RANK				LAST 10 GAMES				STRENGTH OF SCHEDULE				OPP. STRENGTH OF SCHEDULE				TEAM RPI				ADJ. RPI				CONF. RPI				ADJ. CONF. RPI			
DIV. I ONLY				24- 10				50				6- 4				14				6				15				14				2				2			
DIV. I NON-CONF.				13- 3				26				3- 0				37				21				15				15				2				2			
TOTALS				RPI 1-25				RPI 26-50				W-L RECORDS				RPI 51-100				RPI 150+																			
24- 10				6- 8				3- 2				OVERALL				6- 0				7- 0																			
16- 1				3- 1				2- 0				HOME				4- 0				5- 0																			
6- 7				1- 5				1- 2				AWAY				2- 0				2- 0																			
2- 2				2- 2				0- 0				NEUTRAL				0- 0				0- 0																			
13- 3				3- 1				3- 2				NON-CONFERENCE				1- 0				5- 0																			
9- 0				1- 0				2- 0				HOME				1- 0				4- 0																			
2- 3				0- 1				1- 2				AWAY				0- 0				1- 0																			
2- 0				2- 0				0- 0				NEUTRAL				0- 0				0- 0																			
11- 7				3- 7				0- 0				CONFERENCE				5- 0				2- 0																			
7- 1				2- 1				0- 0				HOME				3- 0				1- 0																			
4- 4				1- 4				0- 0				AWAY				2- 0				1- 0																			
0- 2				0- 2				0- 0				NEUTRAL				0- 0				0- 0																			
RPI 1-25				Team's RPI: 14				RPI 26-50				RPI 51-100				RPI 101+																							
RPI	S	Opponent	Score	RPI	S	Opponent	Score	RPI	S	Opponent	Score	RPI	S	Opponent	Score																								
3	A	Oklahoma	67 78	28	A	Florida	50 61	59	H	Oklahoma St.	79 57	141	H	Texas A&M	88 70																								
3	N	Oklahoma	60 94	32	H	Iowa	92 83	77	H	Southern U.	88 61	142	H	Wyoming	81 57																								
5	A	Vanderbilt	51 72	34	A	Colorado St.	69 81	89	A	Missouri	78 56	167	A	UCLA	79 48																								
7	N	Stanford	62 59	38	H	Houston	88 58	89	H	Missouri	78 47	173	H	San Diego	83 44																								
9	A	Kansas St.	72 75	42	A	New Mexico	78 63	92	A	Nebraska	84 60	188	H	Oral Roberts	78 49																								
9	H	Kansas St.	79 58					92	A	Nebraska	95 60	193	A	Kansas	70 35																								
10	A	Baylor	69 80									193	H	Kansas	80 41																								
11	H	Texas	68 70									263	H	Air Force	80 47																								
13	A	Texas Tech	74 69									272	H	Bowling Green	96 44																								
16	A	Iowa St.	75 85																																				
16	H	Iowa St.	86 73																																				
16	N	Iowa St.	56 58																																				
23	H	LSU	69 58																																				
23	N	LSU	86 65																																				
LAST 10 Division I GAMES:																																							
3 N Oklahoma 60 94								92 A Nebraska 84 60																															
7 N Stanford 62 59								9 H Kansas St. 79 58																															
23 H LSU 69 58								10 A Baylor 69 80																															
77 H Southern U. 88 61								89 H Missouri 78 47																															
16 N Iowa St. 56 58								16 A Iowa St. 75 85																															

Col orado

Non-Div I Games:

Loss, Non-Conf, S Site, H Home A Away N Neutral

Colorado St.				Through Games Of 2002 Final							
Average RPI Win: 140		WON-LOST RECORD	WINNING PCT. RANK	LAST 10 GAMES	STRENGTH OF SCHEDULE	OPP. STRENGTH OF SCHEDULE	TEAM RPI	ADJ. RPI	CONF. RPI	ADJ CONF. RPI	
DIV. I ONLY		24- 7	19	7- 3	95	69	32	34	6	6	
DIV. I NON-CONF.		11- 4	42	0- 1	153	52	59	58	8	8	
<hr/>											
TOTALS		RPI 1-25		RPI 26-50	W-L RECORDS		RPI 51-100		RPI 150+		
24- 7		3- 1		3- 4	OVERALL		4- 0		9- 0		
15- 1		2- 0		3- 0	HOME		2- 0		5- 0		
6- 5		1- 1		0- 3	AWAY		1- 0		2- 0		
3- 1		0- 0		0- 1	NEUTRAL		1- 0		2- 0		
11- 4		1- 1		1- 1	NON-CONFERENCE		2- 0		4- 0		
8- 1		1- 0		1- 0	HOME		1- 0		3- 0		
1- 2		0- 1		0- 0	AWAY		0- 0		0- 0		
2- 1		0- 0		0- 1	NEUTRAL		1- 0		1- 0		
13- 3		2- 0		2- 3	CONFERENCE		2- 0		5- 0		
7- 0		1- 0		2- 0	HOME		1- 0		2- 0		
5- 3		1- 0		0- 3	AWAY		1- 0		2- 0		
1- 0		0- 0		0- 0	NEUTRAL		0- 0		1- 0		
<hr/>											
RPI 1-25		RPI 26-50		Team's RPI: 34	RPI 51-100		RPI 101+				
RPI S	Opponent	Score	RPI S	Opponent	Score	RPI S	Opponent	Score	RPI S	Opponent	
14 H	Col orado	81 69	29 H	Notre Dame	72 66	78 N	Loui sville	82 72	101 H	Marquette	
15 A	Fl ori da Int' l	72 75	40 N	Tul ane	69 73	87 A	Utah	87 77	113 H	Evansville	
25 A	Bri gham Young	81 64	42 A	New Mexi co	50 56	87 H	Utah	58 53	117 A	Eastern Mi ch.	
25 H	Bri gham Young	75 65	42 H	New Mexi co	58 54	99 H	Loyol a Marymount	71 57	140 A	Oakl and	
			46 A	UNLV	59 71				142 A	Wyomi ng	
			46 A	UNLV	58 72				142 H	Wyomi ng	
			46 H	UNLV	62 57				148 H	West Vi rgi ni a	
									175 N	Xavi er	
									185 H	Nevada	
									199 A	San Di ego St.	
									199 H	San Di ego St.	
									263 A	Ai r Force	
									263 H	Ai r Force	
									263 N	Ai r Force	
									310 H	Sacramento St.	
									311 H	Cal St. Fullerton	
LAST 10 Division I GAMES:											
			40 N	Tul ane	69 73	142 A	Wyomi ng	64 62			
			46 A	UNLV	58 72	199 A	San Di ego St.	69 60			
			263 N	Ai r Force	79 68	46 A	UNLV	59 71			
			42 H	New Mexi co	58 54	25 H	Bri gham Young	75 65			
			263 H	Ai r Force	84 40	87 H	Utah	58 53			

Non-Div I Games:

Colorado St.

Average RPI Win: 255
Average RPI Loss: 187

WON-LOST
RECORD

WINNING
PCT. RANK

LAST 10
GAMES

STRENGTH OF
SCHEDULE

OPP. STRENGTH
OF SCHEDULE

TEAM
RPI

ADJ.
RPI

CONF.
RPI

ADJ CONF.
RPI

DIV. I ONLY
DIV. I NON-CONF.

11- 14
5- 6

202
176

4- 6
0- 0

250
241

304
312

229
224

229
225

23
23

23
23

TOTALS

RPI 1-25

RPI 26-50

W-L RECORDS

RPI 51-100

RPI 150+

11- 14

0- 0

0- 0

OVERALL

0- 2

11- 12

5- 6

0- 0

0- 0

HOME

0- 1

5- 5

6- 8

0- 0

0- 0

AWAY

0- 1

6- 7

0- 0

0- 0

0- 0

NEUTRAL

0- 0

0- 0

5- 6

0- 0

0- 0

NON-CONFERENCE

0- 0

5- 6

3- 1

0- 0

0- 0

HOME

0- 0

3- 1

2- 5

0- 0

0- 0

AWAY

0- 0

2- 5

0- 0

0- 0

0- 0

NEUTRAL

0- 0

0- 0

6- 8

0- 0

0- 0

CONFERENCE

0- 2

6- 6

2- 5

0- 0

0- 0

HOME

0- 1

2- 4

4- 3

0- 0

0- 0

AWAY

0- 1

4- 2

0- 0

0- 0

0- 0

NEUTRAL

0- 0

0- 0

RPI 1-25

RPI 26-50

RPI 51-100

RPI 101+

Team's RPI: 229

RPI S Opponent Score

RPI S Opponent Score

RPI S Opponent Score

RPI S Opponent Score

65 A Harvard 57 79
65 H Harvard 49 61

186 A Sacred Heart 75 95
187 A Pennsylvani a 78 87
187 H Pennsylvani a 80 84
194 A Loyol a (Ill.) 50 75
201 H Wagner 79 65
203 A Ill. -Chi cago 87 92
204 A Cornel I 69 67
204 H Cornel I 56 70
212 A Lehi gh 58 67
215 A Yale 57 88
215 H Yale 53 66
216 A Mari st 47 104
217 A Dartmouth 67 66
217 H Dartmouth 55 86
223 A Col gate 67 63
256 H Hofstra 78 62
257 H Navy 70 81
264 A Pri nceton 73 72
264 H Pri nceton 79 61
278 H Md. -East. Shore 68 54
294 A Army 64 61
301 A Brown 59 58
301 H Brown 73 64

LAST 10 Division I GAMES:

264 A Pri nceton 73 72
187 A Pennsylvani a 78 87
65 H Harvard 49 61
217 H Dartmouth 55 86
215 A Yale 57 88

301 A Brown 59 58
217 A Dartmouth 67 66
65 A Harvard 57 79
187 H Pennsylvani a 80 84
264 H Pri nceton 79 61

Columbia

Non-Div I Games: Manhattanville 86 44

Columbia

Loss, Non-Conf, S Site, H Home A Away N Neutral

Connecticut				Through Games Of 2002 Final											
Average RPI Win: 87				WON-LOST	WINNING	LAST 10	STRENGTH OF	OPP. STRENGTH	TEAM	ADJ.	CONF.	ADJ CONF.			
Average RPI Loss: 0				RECORD	PCT. RANK	GAMES	SCHEDULE	OF SCHEDULE	RPI	RPI	RPI	RPI			
DIV. I ONLY				39- 0	1	10- 0	7	22	2	2	5	5			
DIV. I NON-CONF.				20- 0	1	6- 0	3	3	1	1	5	5			
TOTALS				RPI 1-25	RPI 26-50	W-L RECORDS	RPI 51-100	RPI 150+							
39- 0				11- 0	9- 0	OVERALL	3- 0	8- 0							
20- 0				5- 0	4- 0	HOME	3- 0	5- 0							
12- 0				2- 0	3- 0	AWAY	0- 0	3- 0							
7- 0				4- 0	2- 0	NEUTRAL	0- 0	0- 0							
20- 0				11- 0	1- 0	NON-CONFERENCE	2- 0	4- 0							
12- 0				5- 0	1- 0	HOME	2- 0	3- 0							
4- 0				2- 0	0- 0	AWAY	0- 0	1- 0							
4- 0				4- 0	0- 0	NEUTRAL	0- 0	0- 0							
19- 0				0- 0	8- 0	CONFERENCE	1- 0	4- 0							
8- 0				0- 0	3- 0	HOME	1- 0	2- 0							
8- 0				0- 0	3- 0	AWAY	0- 0	2- 0							
3- 0				0- 0	2- 0	NEUTRAL	0- 0	0- 0							
RPI 1-25				Team's RPI: 2	RPI 26-50	Score	RPI 51-100	RPI 101+							
RPI S	Opponent			Score	RPI S	Opponent	Score	RPI S	Opponent			Score			
1	A	Tennessee	86 72	27	A	Virginia Tech	59 50	74	H	Ball St.	103 69	104	A	Providence	85 61
1	N	Tennessee	79 56	27	H	Virginia Tech	77 42	76	H	Miami (Fla.)	96 50	104	H	Providence	106 41
3	H	Oklahoma	86 72	29	H	Notre Dame	80 53	79	H	Holy Cross	97 54	106	H	Seton Hall	92 40
3	N	Oklahoma	82 70	30	H	Boston College	79 56					106	N	Seton Hall	78 48
5	H	Vanderbilt	69 50	30	N	Boston College	96 54					107	A	Rutgers	80 42
12	A	Old Dominion	84 70	32	H	Iowa	86 48					123	A	Wake Forest	88 38
12	N	Old Dominion	85 64	36	A	Villanova	93 60					143	H	St. Francis (Pa.)	86 37
15	H	Florida Int'l	91 47	36	N	Villanova	83 39					148	A	West Virginia	89 60
17	H	North Carolina	94 74	43	A	Syracuse	85 55					158	H	Fairfield	93 50
18	N	Penn St.	82 64									171	A	Georgetown	85 41
22	H	Louisiana Tech	74 50									172	H	Rhode Island	84 38
												191	H	Pittsburgh	112 43
												275	A	Wright St.	97 39
												283	A	St. John's (N.Y.)	84 43
												283	H	St. John's (N.Y.)	88 28
												306	H	Cal St. Northridge	101 44
				LAST 10 Division I GAMES:											
				3	N	Oklahoma	82 70	143	H	St. Francis (Pa.)	86 37				
				1	N	Tennessee	79 56	30	N	Boston College	96 54				
				12	N	Old Dominion	85 64	36	N	Villanova	83 39				
				18	N	Penn St.	82 64	106	N	Seton Hall	78 48				
				32	H	Iowa	86 48	148	A	West Virginia	89 60				

Non-Div I Games:

Connecticut

Average RPI Win: 265		WON-LOST	WINNING	LAST 10	STRENGTH OF	OPP. STRENGTH	TEAM	ADJ.	CONF.	ADJ CONF.	
Average RPI Loss: 132		RECORD	PCT. RANK	GAMES	SCHEDULE	OF SCHEDULE	RPI	RPI	RPI	RPI	
DIV. I ONLY		14- 14	159	6- 4	201		269	185	183	29	29
DIV. I NON-CONF.		2- 7	265	0- 0	76		131	194	194	29	29
<hr/>											
TOTALS		RPI 1-25	RPI 26-50	W-L RECORDS		RPI 51-100		RPI 150+			
14- 14		0- 1	0- 1	OVERALL		1- 1		13- 5			
7- 5		0- 1	0- 0	HOME		0- 0		7- 1			
6- 7		0- 0	0- 1	AWAY		0- 1		6- 2			
1- 2		0- 0	0- 0	NEUTRAL		1- 0		0- 2			
2- 7		0- 1	0- 1	NON-CONFERENCE		1- 1		1- 2			
1- 2		0- 1	0- 0	HOME		0- 0		1- 0			
0- 4		0- 0	0- 1	AWAY		0- 1		0- 1			
1- 1		0- 0	0- 0	NEUTRAL		1- 0		0- 1			
12- 7		0- 0	0- 0	CONFERENCE		0- 0		12- 3			
6- 3		0- 0	0- 0	HOME		0- 0		6- 1			
6- 3		0- 0	0- 0	AWAY		0- 0		6- 1			
0- 1		0- 0	0- 0	NEUTRAL		0- 0		0- 1			
<hr/>											
RPI 1-25		RPI 26-50		RPI 51-100		RPI 101+		Team's RPI: 183			
RPI S	Opponent	Score	RPI S	Opponent	Score	RPI S	Opponent	Score	RPI S	Opponent	Score
15 H	Florida Int'l	43 83	44 A	St. Peter's	45 80	64 N	Del aware	52 44	117 H	Eastern Mi ch.	56 63
						78 A	Loui sville	45 96	122 A	Howard	83 97
									122 H	Howard	66 84
									132 A	Norfol k St.	61 69
									132 H	Norfol k St.	62 64
									138 A	Maryl and	56 84
									165 A	Hampton	47 73
									165 H	Hampton	61 72
									165 N	Hampton	52 60
									176 H	South Carolina St.	59 37
									204 A	Cornell	33 57
									248 N	East Caro.	57 76
									262 H	Mt. St. Mary's	68 58
									266 A	Bethune-Cookman	65 57
									266 H	Bethune-Cookman	68 65
									278 A	Md. -East. Shore	74 70
									278 H	Md. -East. Shore	71 49
									290 A	Florida A&M	63 52
									290 H	Florida A&M	78 52
									295 A	Del aware St.	63 61
									295 H	Del aware St.	56 36
									315 A	N. C. A&T	61 39
									317 A	Morgan St.	54 49
									317 H	Morgan St.	64 51
<hr/>											
LAST 10 Division I GAMES:											
165 N Hampton		52 60	122 H Howard		66 84						
317 H Morgan St.		64 51	295 H Del aware St.		56 36						
266 H Bethune-Cookman		68 65	165 A Hampton		47 73						
290 H Florida A&M		78 52	132 A Norfolk St.		61 69						
278 A Md. -East. Shore		74 70	315 A N. C. A&T		61 39						

Non-Div I Games:

Coppin St.

Loss,
Non-Conf, S Site,
H Home
A Away
N Neutral

CONFIDENTIAL													
Average RPI Win:		254	WON-LOST RECORD		WINNING PCT. RANK	LAST 10 GAMES		STRENGTH OF SCHEDULE	OPP. STRENGTH OF SCHEDULE	TEAM RPI	ADJ. RPI	CONF. RPI	ADJ CONF. RPI
Average RPI Loss:		154											
DIV. I ONLY			14- 13	147	5- 5			266	260	203	204	23	23
DIV. I NON-CONF.			6- 7	168	0- 0			253	290	220	223	23	23

TOTALS		RPI 1-25	RPI 26-50		W-L RECORDS		RPI 51-100		RPI 150+				
14- 13		0- 0	0- 0		OVERALL		0- 4		14- 6				
6- 6		0- 0	0- 0		HOME		0- 3		6- 2				
8- 6		0- 0	0- 0		AWAY		0- 1		8- 4				
0- 1		0- 0	0- 0		NEUTRAL		0- 0		0- 0				
6- 7		0- 0	0- 0		NON-CONFERENCE		0- 2		6- 2				
2- 3		0- 0	0- 0		HOME		0- 2		2- 0				
4- 3		0- 0	0- 0		AWAY		0- 0		4- 2				
0- 1		0- 0	0- 0		NEUTRAL		0- 0		0- 0				
8- 6		0- 0	0- 0		CONFERENCE		0- 2		8- 4				
4- 3		0- 0	0- 0		HOME		0- 1		4- 2				
4- 3		0- 0	0- 0		AWAY		0- 1		4- 2				
0- 0		0- 0	0- 0		NEUTRAL		0- 0		0- 0				

RPI 1-25		RPI 26-50		RPI 51-100		Team's RPI : 204							
RPI S	Opponent	Score	RPI S	Opponent	Score	RPI S	Opponent	Score	RPI S	Opponent	Score		
						52	H Ri ce	63 76	112	H Binghamton	61 66		
						65	A Harvard	58 64	114	N Austin Peay	61 66		
						65	H Harvard	75 77	117	A Eastern Mich.	67 82		
						93	H San Franci sco	56 68	183	H Coppi n St.	57 33		
									187	A Pennsylvani a	68 69		
									187	H Pennsylvani a	77 61		
									209	A Stetson	73 63		
									215	A Yal e	60 51		
									215	H Yal e	64 62		
									217	A Dartmouth	81 70		
									217	H Dartmouth	71 78		
									223	A Col gate	70 85		
									229	A Col umbi a	70 56		
									229	H Col umbi a	67 69		
									264	A Pri nceton	56 70		
									264	H Pri nceton	77 52		
									266	A Bethune-Cookman	65 69		
									298	A Al bany (N. Y.)	64 62		
									301	A Brown	51 49		
									301	H Brown	58 56		
									308	A Lafayette	71 60		
									312	A St. Francis (N. Y.)	65 54		
									318	H Centenary (La.)	71 51		

LAST 10 Div si on I GAMES:													
						187	A Pennsylvani a	68 69	215	A Yal e	60 51		
						264	A Pri nceton	56 70	65	A Harvard	58 64		
						217	H Dartmouth	71 78	217	A Dartmouth	81 70		
						65	H Harvard	75 77	264	H Pri nceton	77 52		
						301	A Brown	51 49	187	H Pennsylvani a	77 61		

Non-Div l Games:

Cornel I

Loss, Non-Conf, S Site, H Home A Away N Neutral

Average RPI Win:

165

Average RPI Loss:

62

WON-LOST

RECORD

WINNING

PCT. RANK

LAST 10

GAMES

STRENGTH OF

SCHEDULE

OPP. STRENGTH

OF SCHEDULE

TEAM

RPI

ADJ.

RPI

CONF.

RPI

ADJ CONF.

RPI

DIV. I ONLY

24- 7

19

8- 2

135

81

46

47

10

10

DIV. I NON-CONF.

5- 5

146

0- 1

197

40

155

158

9

9

TOTALS

RPI 1-25

RPI 26-50

W-L RECORDS

RPI 51-100

RPI 150+

24- 7

2- 3

0- 2

OVERALL

2- 1

11- 1

11- 1

1- 1

0- 0

HOME

1- 0

5- 0

9- 4

0- 1

0- 1

AWAY

1- 1

4- 1

4- 2

1- 1

0- 1

NEUTRAL

0- 0

2- 0

5- 5

0- 2

0- 2

NON-CONFERENCE

0- 1

5- 0

2- 1

0- 1

0- 0

HOME

0- 0

2- 0

2- 2

0- 0

0- 1

AWAY

0- 1

2- 0

1- 2

0- 1

0- 1

NEUTRAL

0- 0

1- 0

19- 2

2- 1

0- 0

CONFERENCE

2- 0

6- 1

9- 0

1- 0

0- 0

HOME

1- 0

3- 0

7- 2

0- 1

0- 0

AWAY

1- 0

2- 1

3- 0

1- 0

0- 0

NEUTRAL

0- 0

1- 0

RPI 1-25

RPI 26-50

Team's RPI: 47

RPI 51-100

RPI 101+

RPI	S	Opponent	Score
15	N	Florida Int'l	58 73
16	H	Iowa St.	74 75
21	A	Drake	72 74
21	H	Drake	62 58
21	N	Drake	77 74

RPI	S	Opponent	Score
28	N	Florida	67 78
32	A	Iowa	43 86

RPI	S	Opponent	Score
92	A	Nebraska	56 59
94	A	Southwest Mo. St.	74 61
94	H	Southwest Mo. St.	84 47

RPI	S	Opponent	Score
113	A	Evansville	77 72
113	H	Evansville	67 61
113	N	Evansville	69 52
130	A	Bradley	86 70
130	H	Bradley	78 64
144	A	Wichita St.	81 77
144	H	Wichita St.	67 56
145	A	Northern Iowa	75 65
145	H	Northern Iowa	59 51
189	A	Western Ill.	70 60
193	H	Kansas	72 58
196	A	Indiana St.	79 46
196	H	Indiana St.	76 61
196	N	Indiana St.	79 65
199	H	San Diego St.	66 55
227	A	Illinois St.	57 64
227	H	Illinois St.	68 51
282	A	Southern Ill.	71 63
282	H	Southern Ill.	88 54
299	N	McNeese St.	67 49
300	A	UMKC	80 48

LAST 10 Division I GAMES:

15	N	Florida Int'l	58 73	113	H	Evansville	67 61
21	N	Drake	77 74	21	A	Drake	72 74
113	N	Evansville	69 52	130	A	Bradley	86 70
196	N	Indiana St.	79 65	145	A	Northern Iowa	75 65
282	H	Southern Ill.	88 54	196	H	Indiana St.	76 61

Creighton

Creighton

Non-Div I Games:

Creighton

Loss,
Non-Conf, S Site,
H Home
A Away
N Neutral

Average RPI Win: 222		WON-LOST	WINNING	LAST 10	STRENGTH OF	OPP. STRENGTH	TEAM	ADJ.	CONF.	ADJ CONF.
Average RPI Loss: 157		RECORD	PCT. RANK	GAMES	SCHEDULE	OF SCHEDULE	RPI	RPI	RPI	RPI
DIV. I ONLY	11- 16	218	6- 4	204	202	216	217	23	23	
DIV. I NON-CONF.	4- 9	240	0- 0	206	113	232	229	23	23	
TOTALS	RPI 1-25	RPI 26-50	W-L RECORDS	RPI 51-100	RPI 150+					
11- 16	0- 1	0- 0	OVERALL	0- 4	9- 9					
3- 9	0- 0	0- 0	HOME	0- 2	3- 6					
7- 7	0- 1	0- 0	AWAY	0- 2	5- 3					
1- 0	0- 0	0- 0	NEUTRAL	0- 0	1- 0					
4- 9	0- 1	0- 0	NON-CONFERENCE	0- 2	2- 4					
0- 5	0- 0	0- 0	HOME	0- 1	0- 3					
3- 4	0- 1	0- 0	AWAY	0- 1	1- 1					
1- 0	0- 0	0- 0	NEUTRAL	0- 0	1- 0					
7- 7	0- 0	0- 0	CONFERENCE	0- 2	7- 5					
3- 4	0- 0	0- 0	HOME	0- 1	3- 3					
4- 3	0- 0	0- 0	AWAY	0- 1	4- 2					
0- 0	0- 0	0- 0	NEUTRAL	0- 0	0- 0					
RPI S	RPI 1-25	RPI 26-50	RPI 51-100	RPI 101+	Team's RPI: 217					
5	A Vanderbi l t	62	98			RPI S	Opponent	Score		
54	A Vermont	60	80	115	A Mai ne	81	72			
54	H Vermont	53	79	133	A Hartford	79	73			
65	A Harvard	77	88	134	H New Hampshi re	52	75			
65	H Harvard	42	58	140	A Oakl and	60	71			
				184	H Southern Mi ss.	72	74			
				187	A Pennsylvani a	64	76			
				187	H Pennsylvani a	60	64			
				196	N Indi ana St.	80	68			
				204	A Cornel l	78	71			
				204	H Cornel l	70	81			
				215	A Yal e	70	76			
				215	H Yal e	69	67			
				223	A Col gate	82	69			
				229	A Col umbi a	86	55			
				229	H Col umbi a	66	67			
				232	H Northeastern	62	68			
				243	A Central Mi ch.	61	62			
				264	A Pri nceton	65	58			
				264	H Pri nceton	76	57			
				301	A Brown	67	64			
				301	H Brown	70	52			
				308	H Lafayette	62	64			
LAST 10 Div sion I GAMES:										
65	H Harvard	42	58	187	H Pennsylvani a	60	64			
215	H Yal e	69	67	264	H Pri nceton	76	57			
301	H Brown	70	52	229	H Col umbi a	66	67			
204	A Cornel l	78	71	204	H Cornel l	70	81			
229	A Col umbi a	86	55	301	A Brown	67	64			

Non-Di v I Games:

Dartmouth

Average RPI Win: 199		WON-LOST	WINNING	LAST 10	STRENGTH OF	OPP. STRENGTH	TEAM	ADJ.	CONF.	ADJ CONF.
Average RPI Loss: 136		RECORD	PCT. RANK	GAMES	SCHEDULE	OF SCHEDULE	RPI	RPI	RPI	RPI
DIV. I ONLY	9- 18	251	2- 7	164	144	227	226	15	15	
DIV. I NON-CONF.	3- 5	214	0- 0	208	129	206	205	16	16	
TOTALS	RPI 1-25	RPI 26-50	W-L RECORDS	RPI 51-100	RPI 150+					
9- 18	0- 1	0- 0	OVERALL	1- 6	6- 9					
6- 4	0- 0	0- 0	HOME	1- 2	4- 2					
3- 11	0- 1	0- 0	AWAY	0- 3	2- 5					
0- 3	0- 0	0- 0	NEUTRAL	0- 1	0- 2					
3- 5	0- 1	0- 0	NON-CONFERENCE	0- 1	2- 2					
1- 0	0- 0	0- 0	HOME	0- 0	1- 0					
2- 3	0- 1	0- 0	AWAY	0- 0	1- 1					
0- 2	0- 0	0- 0	NEUTRAL	0- 1	0- 1					
6- 13	0- 0	0- 0	CONFERENCE	1- 5	4- 7					
5- 4	0- 0	0- 0	HOME	1- 2	3- 2					
1- 8	0- 0	0- 0	AWAY	0- 3	1- 4					
0- 1	0- 0	0- 0	NEUTRAL	0- 0	0- 1					
RPI S	RPI 1-25	RPI S	RPI 26-50	RPI S	RPI 51-100	RPI S	RPI 101+	Team's RPI: 226		
4	A Duke	58	107							
66	A UNC Greensboro	44	71	118	A Charlotte	61	59			
66	H UNC Greensboro	73	84	135	A UNC Wilmingon	52	67			
70	A Chattanooga	71	88	137	A Western Caro.	80	107			
70	H Chattanooga	61	83	137	H Western Caro.	83	59			
89	N Missouri	63	101	156	A UAB	78	97			
97	A Furman	74	85	157	A Wofford	53	77			
97	H Furman	80	79	157	H Wofford	74	97			
				162	A Ga. Southern	81	87			
				162	H Ga. Southern	69	57			
				187	N Pennsylvani a	70	75			
				200	A Col. of Charleston	67	70			
				200	H Col. of Charleston	65	64			
				234	A Appalachi an St.	58	72			
				234	H Appalachi an St.	87	89			
				234	N Appalachi an St.	63	64			
				235	A East Tenn. St.	72	68			
				235	H East Tenn. St.	103	88			
				294	A Army	72	58			
				309	H Jacksonvill e	81	43			
LAST 10 Div sion I GAMES:										
234	N Appalachi an St.	63	64	157	A Wofford	53	77			
235	A East Tenn. St.	72	68	234	H Appalachi an St.	87	89			
162	H Ga. Southern	69	57	97	A Furman	74	85			
70	H Chattanooga	61	83	66	A UNC Greensboro	44	71			
66	H UNC Greensboro	73	84	137	H Western Caro.	83	59			

Non-Div I Games: Gardner-Webb 68 56

Davidson

Average RPI Win: 180
Average RPI Loss: 123

WON-LOST
RECORD

WINNING
PCT. RANK

LAST 10
GAMES

STRENGTH OF
SCHEDULE

OPP. STRENGTH
OF SCHEDULE

TEAM
RPI

ADJ.
RPI

CONF.
RPI

ADJ CONF.
RPI

DIV. I ONLY
DIV. I NON-CONF.

11- 17
3- 8

224
255

4- 6
0- 0

176
94

109
44

202
186

197
185

16
12

16
12

TOTALS

RPI 1-25

RPI 26-50

W-L RECORDS

RPI 51-100

RPI 150+

11- 17

0- 2

0- 1

OVERALL

1- 4

8- 7

7- 5

0- 1

0- 0

HOME

1- 2

5- 2

4- 9

0- 1

0- 1

AWAY

0- 1

3- 4

0- 3

0- 0

0- 0

NEUTRAL

0- 1

0- 1

3- 8

0- 2

0- 1

NON-CONFERENCE

0- 1

1- 1

2- 2

0- 1

0- 0

HOME

0- 0

1- 1

1- 4

0- 1

0- 1

AWAY

0- 0

0- 0

0- 2

0- 0

0- 0

NEUTRAL

0- 1

0- 0

8- 9

0- 0

0- 0

CONFERENCE

1- 3

7- 6

5- 3

0- 0

0- 0

HOME

1- 2

4- 1

3- 5

0- 0

0- 0

AWAY

0- 1

3- 4

0- 1

0- 0

0- 0

NEUTRAL

0- 0

0- 1

RPI 1-25

RPI S Opponent

Score

RPI 26-50

RPI S Opponent

Score

RPI 51-100

RPI S Opponent

Score

RPI 101+

RPI S Opponent

Team's RPI: 197
Score

19 A Minnesota 56 83
20 H Cincinnati 58 70

26 A Arkansas 55 73

68 A George Washington 56 63
68 H George Washington 57 80
80 H St. Joseph's 48 56
81 H Temple 88 83
100 N St. Mary's (Cal.) 65 73

101 A Marquette 63 91
102 A Toledo 83 73
103 N Florida St. 60 63
138 H Maryl and 56 53
139 A Northern Ill. 52 61
152 A St. Bonaventure 74 85
161 A Richmond 91 84
161 H Richmond 87 89
168 H St. Louis 49 52
172 A Rhode Island 71 60
175 A Xavier 80 68
175 H Xavier 77 66
179 A Duquesne 64 78
179 H Duquesne 71 69
180 A Massachusetts 58 65
239 H Fordham 68 63
239 N Fordham 49 66
275 H Wright St. 89 34
284 A La Salle 76 77
284 H La Salle 82 72

LAST 10 Division I GAMES:

239 N Fordham 49 66
179 H Duquesne 71 69
161 H Richmond 87 89
284 A La Salle 76 77
68 A George Washington 56 63
80 H St. Joseph's 48 56
81 H Temple 88 83
172 A Rhode Island 71 60
180 A Massachusetts 58 65
175 A Xavier 80 68

Dayton

Dayton

Non-Div I Games:

Dayton

Loss, Non-Conf, S Site, H Home A Away N Neutral

Average RPI Win: 195		WON-LOST	WINNING	LAST 10	STRENGTH OF	OPP. STRENGTH	TEAM	ADJ.	CONF.	ADJ CONF.	
Average RPI Loss: 90		RECORD	PCT. RANK	GAMES	SCHEDULE	OF SCHEDULE	RPI	RPI	RPI	RPI	
DIV. I ONLY		23- 7	24	7- 3	147	182	58	64	14	14	
DIV. I NON-CONF.		7- 3	52	0- 1	171	277	93	94	15	15	
TOTALS		RPI 1-25	RPI 26-50	W-L RECORDS	RPI 51-100	RPI 150+					
23- 7		0- 2	0- 0	OVERALL	1- 2	15- 2					
11- 1		0- 1	0- 0	HOME	0- 0	8- 0					
9- 4		0- 1	0- 0	AWAY	0- 2	5- 1					
3- 2		0- 0	0- 0	NEUTRAL	1- 0	2- 1					
7- 3		0- 0	0- 0	NON-CONFERENCE	1- 2	5- 1					
3- 0		0- 0	0- 0	HOME	0- 0	3- 0					
2- 2		0- 0	0- 0	AWAY	0- 2	1- 0					
2- 1		0- 0	0- 0	NEUTRAL	1- 0	1- 1					
16- 4		0- 2	0- 0	CONFERENCE	0- 0	10- 1					
8- 1		0- 1	0- 0	HOME	0- 0	5- 0					
7- 2		0- 1	0- 0	AWAY	0- 0	4- 1					
1- 1		0- 0	0- 0	NEUTRAL	0- 0	1- 0					
RPI 1-25		RPI 26-50		RPI 51-100		Team's RPI: 64		RPI 101+			
RPI S	Opponent	Score	RPI S	Opponent	Score	RPI S	Opponent	Score	RPI S	Opponent	Score
12	A Old Domi ni on	45 72				66	A UNC Greensboro	62 67	111	A George Mason	72 62
12	H Old Domi ni on	55 82				68	A George Washi ngton	71 78	111	H George Mason	69 56
						98	N Li berty	62 56	120	A James Madi son	59 55
									120	H James Madi son	58 50
									125	A Bucknel l	86 66
									135	A UNC Wil mington	56 54
									135	H UNC Wil mington	70 56
									135	N UNC Wil mington	60 65
									155	A Va. Commonweal th	57 62
									155	H Va. Commonweal th	69 60
									183	N Coppi n St.	44 52
									187	H Pennsylvani a	79 58
									190	A Drexel	77 59
									190	H Drexel	53 43
									190	N Drexel	72 63
									213	A William & Mary	60 52
									213	H William & Mary	80 77
									216	A Marist	87 72
									256	A Hofstra	64 52
									256	H Hofstra	71 66
									264	H Pri nceton	85 57
									284	H La Salle	83 66
									304	A Towson	68 51
									304	H Towson	66 28
									318	N Centenary (La.)	78 54
LAST 10 Division I GAMES:											
68	A George Washi ngton	71 78	111	H George Mason	69 56						
135	N UNC Wil mington	60 65	213	A William & Mary	60 52						
190	N Drexel	72 63	190	H Drexel	53 43						
256	A Hofstra	64 52	12	A Old Domi ni on	45 72						
120	A James Madi son	59 55	304	H Towson	66 28						

Non-Div I Games:

Delaware

Average RPI Win: 292										WON-LOST RECORD		WINNING PCT. RANK		LAST 10 GAMES		STRENGTH OF SCHEDULE		OPP. STRENGTH OF SCHEDULE		TEAM RPI		ADJ. RPI		CONF. RPI		ADJ CONF. RPI	
DIV. I ONLY										7- 19		276		2- 8		274		309		295		295		29		29	
DIV. I NON-CONF.										1- 6		290		0- 0		111		263		260		259		29		29	
TOTALS										RPI 1-25		RPI 26-50		W-L RECORDS		RPI 51-100		RPI 150+									
7- 19										0- 0		0- 1		OVERALL		0- 0		7- 13									
4- 6										0- 0		0- 0		HOME		0- 0		4- 4									
2- 11										0- 0		0- 1		AWAY		0- 0		2- 8									
1- 2										0- 0		0- 0		NEUTRAL		0- 0		1- 1									
1- 6										0- 0		0- 1		NON-CONFERENCE		0- 0		1- 3									
0- 1										0- 0		0- 0		HOME		0- 0		0- 0									
0- 4										0- 0		0- 1		AWAY		0- 0		0- 3									
1- 1										0- 0		0- 0		NEUTRAL		0- 0		1- 0									
6- 13										0- 0		0- 0		CONFERENCE		0- 0		6- 10									
4- 5										0- 0		0- 0		HOME		0- 0		4- 4									
2- 7										0- 0		0- 0		AWAY		0- 0		2- 5									
0- 1										0- 0		0- 0		NEUTRAL		0- 0		0- 1									
RPI 1-25										RPI 26-50		RPI 51-100		RPI 101+		Team's RPI: 295											
RPI S Opponent Score										RPI S Opponent Score		RPI S Opponent Score		RPI S Opponent Score													
										41 A Ari zona St.		42 62						108 N Boston U.		51 75							
																		117 H Eastern Mi ch.		43 60							
																		122 A Howard		65 97							
																		132 A Norfol k St.		58 72							
																		132 H Norfol k St.		49 64							
																		165 A Hampton		45 76							
																		165 H Hampton		40 49							
																		172 A Rhode Isl and		42 62							
																		176 A South Carolina St.		50 62							
																		176 H South Carolina St.		49 62							
																		183 A Coppin St.		36 56							
																		183 H Coppin St.		61 63							
																		203 A Ill. -Chi cago		45 56							
																		227 N El on		56 55							
																		255 A Fresno St.		49 71							
																		266 A Bethune-Cookman		53 62							
																		266 H Bethune-Cookman		58 54							
																		278 H Md. -East. Shore		58 59							
																		290 A Fl ori da A&M		47 71							
																		290 H Fl ori da A&M		45 43							
																		290 N Fl ori da A&M		64 67							
																		315 A N. C. A&T		58 46							
																		315 H N. C. A&T		75 44							
																		317 A									

Non-Div I	Games: Savannah St.	56	51	Savannah St.	65	42
-----------	---------------------	----	----	--------------	----	----

Del aware St.

Loss, Non-Conf, S Site, H Home A Away N Neutral

Page 67

D
e
l
a
w
a
r
e
s
t
.

Through Games of 2002 Final																			
Average RPI Win: 201		WON-LOST RECORD		WINNING PCT. RANK		LAST 10 GAMES		STRENGTH OF SCHEDULE		OPP. STRENGTH OF SCHEDULE		TEAM RPI		ADJ. RPI		CONF. RPI		ADJ CONF. RPI	
DIV. I ONLY		16- 13		119		8- 2		97		120		108		110		11		11	
DIV. I NON-CONF.		4- 8		224		0- 0		144		100		190		190		13		13	
TOTALS		RPI 1-25		RPI 26-50		W-L RECORDS		RPI 51-100		RPI 150+									
16- 13		0- 5		0- 3		OVERALL		1- 1		13- 3									
10- 4		0- 2		0- 2		HOME		0- 0		9- 0									
5- 8		0- 2		0- 1		AWAY		1- 1		4- 3									
1- 1		0- 1		0- 0		NEUTRAL		0- 0		0- 0									
4- 8		0- 3		0- 1		NON-CONFERENCE		1- 0		3- 3									
3- 3		0- 2		0- 1		HOME		0- 0		3- 0									
1- 5		0- 1		0- 0		AWAY		1- 0		0- 3									
0- 0		0- 0		0- 0		NEUTRAL		0- 0		0- 0									
12- 5		0- 2		0- 2		CONFERENCE		0- 1		10- 0									
7- 1		0- 0		0- 1		HOME		0- 0		6- 0									
4- 3		0- 1		0- 1		AWAY		0- 1		4- 0									
1- 1		0- 1		0- 0		NEUTRAL		0- 0		0- 0									
RPI 1-25		RPI 26-50		RPI 51-100		RPI 101+		Team's RPI: 110											
RPI S	Opponent	Score	RPI S	Opponent	Score	RPI S	Opponent	Score	RPI S	Opponent	Score								
10	A Bayl or	60 65	32	H Iowa	72 84	82	A Western Ky.	77 78	126	H Mi ddl e Tenn.	75 66								
12	H Ol d Domi ni on	69 91	49	A North Texas	68 77	94	A Southwest Mo. St.	70 50	126	N Mi ddl e Tenn.	78 63								
15	A Fl ori da Int' l	59 67	49	H North Texas	74 81				130	A Bradley	82 85								
15	N Fl ori da Int' l	65 80							154	A South Ala.	55 50								
25	H Bri gham Young	67 81							154	H South Ala.	88 55								
									173	H San Di ego	67 66								
									174	H Arkansas St.	72 62								
									205	A Monmouth	68 80								
									207	A New Mexico St.	87 70								
									207	H New Mexico St.	68 54								
									210	A Northwestern	58 66								
									211	A Tex. A&M-Corp. Chris	70 71								
									225	A New Orleans	68 59								
									225	H New Orleans	84 53								
									252	H Ark. -Little Rock	65 52								
									263	H Air Force	79 47								
									273	A La. -Lafayette	54 41								
									273	H La. -Lafayette	65 47								
									293	H Ark. -Pi ne Bl uff	63 34								
LAST 10 Div						si on I GAMES:													
15 N Fl ori da Int' l						225 A New Orleans						68 59							
126 N Mi ddl e Tenn.						154 A South Ala.						55 50							
225 H New Orleans						49 H North Texas						74 81							
154 H South Ala.						273 H La. -Lafayette						65 47							
126 H Mi ddl e Tenn.						207 H New Mexi co St.						68 54							

Non-Div I Games:

Denver

Loss, Non-Conf, S Site, H Home A Away N Neutral

Average RPI Win: 225		WON-LOST RECORD		WINNING PCT. RANK		LAST 10 GAMES		STRENGTH OF SCHEDULE		OPP. STRENGTH OF SCHEDULE		TEAM RPI		ADJ. RPI		CONF. RPI		ADJ CONF. RPI	
DIV. I ONLY		15- 14		150		5- 5		181		211		168		169		20		20	
DIV. I NON-CONF.		4- 6		209		0- 0		178		161		187		186		20		19	
TOTALS		RPI 1-25		RPI 26-50		W-L RECORDS		RPI 51-100		RPI 150+									
15- 14		0- 0		0- 1		OVERALL		0- 7		13- 5									
9- 5		0- 0		0- 1		HOME		0- 4		7- 0									
4- 8		0- 0		0- 0		AWAY		0- 2		4- 5									
2- 1		0- 0		0- 0		NEUTRAL		0- 1		2- 0									
4- 6		0- 0		0- 1		NON-CONFERENCE		0- 2		2- 2									
3- 3		0- 0		0- 1		HOME		0- 2		1- 0									
1- 3		0- 0		0- 0		AWAY		0- 0		1- 2									
0- 0		0- 0		0- 0		NEUTRAL		0- 0		0- 0									
11- 8		0- 0		0- 0		CONFERENCE		0- 5		11- 3									
6- 2		0- 0		0- 0		HOME		0- 2		6- 0									
3- 5		0- 0		0- 0		AWAY		0- 2		3- 3									
2- 1		0- 0		0- 0		NEUTRAL		0- 1		2- 0									
RPI 1-25		Score		RPI 26-50		Score		RPI 51-100		Score		RPI 101+		Team's RPI: 169		Score			
RPI S Opponent		Score		RPI S Opponent		Score		RPI S Opponent		Score		RPI S Opponent		Team's RPI: 169		Score			
45 H Michigan St.		61 62		51 H Michigan		52 67		102 H Toledo		54 46		127 A Miami (Ohio)		59 68					
				57 H Siena		56 63		140 H Oakland		70 55		194 A Loyola (Ill.)		72 62					
				62 A Wis. -Green Bay		71 74		194 H Loyola (Ill.)		57 55		199 A San Diego St.		56 70					
				62 H Wis. -Green Bay		59 79		203 A Ill. -Chicago		58 63		203 H Ill. -Chicago		83 65					
				62 N Wis. -Green Bay		63 72		203 N Ill. -Chicago		55 38		233 A Cleveland St.		63 75					
				84 A Wis. -Milwaukee		71 102		233 H Cleveland St.		94 67		233 N Cleveland St.		87 73					
				84 H Wis. -Milwaukee		71 73		236 A Youngstown St.		57 66		236 H Youngstown St.		82 69					
								243 A Central Mich.		70 51		272 H Bowling Green		67 62					
								275 A Wright St.		66 65		275 H Wright St.		60 49					
								286 A Butler		84 59		286 H Butler		86 68					
								287 A UC Irvine		59 69									
LAST 10 Division I GAMES:																			
62 N Wis. -Green Bay 63 72 84 H Wis. -Milwaukee 71 73																			
203 N Ill. -Chicago 55 38 236 H Youngstown St. 82 69																			
233 N Cleveland St. 87 73 233 A Cleveland St. 63 75																			
194 A Loyola (Ill.) 72 62 194 H Loyola (Ill.) 57 55																			
203 A Ill. -Chicago 58 63 62 H Wis. -Green Bay 59 79																			

Non-Div I Games: 1PFW

90 72

Detroit

Detroit

Through Games of 2002 Final																							
Average RPI Win: 130		WON-LOST RECORD		WINNING PCT. RANK		LAST 10 GAMES		STRENGTH OF SCHEDULE		OPP. STRENGTH OF SCHEDULE		TEAM RPI		ADJ. RPI		CONF. RPI		ADJ CONF. RPI					
Average RPI Loss: 63																							
DIV. I ONLY		25- 8		30		8- 2		48		70		22		21		10		10					
DIV. I NON-CONF.		8- 4		59		2- 1		16		2		22		20		9		9					
TOTALS		RPI 1-25		RPI 26-50		W-L RECORDS		RPI 51-100		RPI 150+													
25- 8		2- 2		4- 3		OVERALL		3- 1		8- 0													
10- 3		0- 1		2- 0		HOME		2- 0		4- 0													
11- 3		2- 0		1- 2		AWAY		1- 1		3- 0													
4- 2		0- 1		1- 1		NEUTRAL		0- 0		1- 0													
8- 4		2- 2		3- 1		NON-CONFERENCE		1- 1		2- 0													
3- 1		0- 1		1- 0		HOME		1- 0		1- 0													
3- 2		2- 0		1- 1		AWAY		0- 1		0- 0													
2- 1		0- 1		1- 0		NEUTRAL		0- 0		1- 0													
17- 4		0- 0		1- 2		CONFERENCE		2- 0		6- 0													
7- 2		0- 0		1- 0		HOME		1- 0		3- 0													
8- 1		0- 0		0- 1		AWAY		1- 0		3- 0													
2- 1		0- 0		0- 1		NEUTRAL		0- 0		0- 0													
RPI 1-25		Team's RPI: 21		RPI 26-50		RPI 51-100		RPI 101+															
RPI S	Opponent	Score		RPI S	Opponent	Score		RPI S	Opponent	Score		RPI S	Opponent	Score									
8 N	South Carolina	65 79		32 A	Iowa	75 72		63 A	North Carolina St.	61 64		113 A	Evansville	67 60									
10 A	Bayl or	76 72		33 A	Wi sconsi n	61 74						113 H	Evansville	74 63									
15 A	Fl ori da Int' l	69 66		40 H	Tul ane	67 58		92 H	Nebraska	88 74		130 A	Bradley	71 60									
16 H	Iowa St.	60 90		43 N	Syracuse	87 69		94 A	Southwest Mo. St.	62 51		130 H	Bradley	85 56									
				47 A	Crei ghton	58 62		94 H	Southwest Mo. St.	84 59		130 N	Bradley	77 68									
				47 H	Crei ghton	74 72						144 A	Wi chi ta St.	71 59									
				47 N	Crei ghton	74 77						144 H	Wi chi ta St.	78 80									
												144 N	Wi chi ta St.	77 70									
												145 A	Northern Iowa	70 58									
												145 H	Northern Iowa	66 81									
												156 N	UAB	76 58									
												168 H	St. Loui s	73 51									
												196 A	Indi ana St.	81 71									
												196 H	Indi ana St.	84 59									
												227 A	Illinois St.	70 58									
												227 H	Illinois St.	77 66									
												282 A	Southern Ill.	95 62									
												282 H	Southern Ill.	84 49									
LAST 10 Div				ision I GAMES:				LAST 10 Div				ision I GAMES:				LAST 10 Div				ision I GAMES:			
8 N	South Carolina	65 79		130 N	Bradley	77 68		8 N	South Carolina	65 79		130 N				8 N	South Carolina	65 79					
10 A	Bayl or	76 72		113 H	Evansville	74 63		10 A	Bayl or	76 72		113 H	Evansville	74 63		10 A	Bayl or	76 72					
43 N	Syracuse	87 69		282 H	Southern Ill.	84 49		43 N	Syracuse	87 69		282 H	Southern Ill.	84 49		43 N	Syracuse	87 69					
47 N	Crei ghton	74 77		47 H	Crei ghton	74 72		47 N	Crei ghton	74 77		47 H	Crei ghton	74 72		47 N	Crei ghton	74 77					
144 N	Wi chi ta St.	77 70		145 A	Northern Iowa	70 58		144 N	Wi chi ta St.	77 70		145 A	Northern Iowa	70 58		144 N	Wi chi ta St.	77 70					

Drake

Drake

Non-Div I Games:

Drake

■ Loss, ■ Non-Conf, S Site, H Home A Away N Neutral

Average RPI Win: 234		WON-LOST RECORD	WINNING PCT. RANK	LAST 10 GAMES	STRENGTH OF SCHEDULE	OPP. STRENGTH OF SCHEDULE	TEAM RPI	ADJ. RPI	CONF. RPI	ADJ CONF. RPI
DIV. I ONLY	14- 15	167	3- 7	230	170	190	190	14	14	
DIV. I NON-CONF.	7- 2	30	0- 0	273	278	128	130	15	15	
<hr/>										
TOTALS	RPI 1-25	RPI 26-50	W-L RECORDS		RPI 51-100	RPI 150+				
14- 15	0- 2	0- 0	OVERALL		0- 4	11- 5				
9- 4	0- 1	0- 0	HOME		0- 1	6- 2				
4- 9	0- 1	0- 0	AWAY		0- 2	4- 3				
1- 2	0- 0	0- 0	NEUTRAL		0- 1	1- 0				
7- 2	0- 0	0- 0	NON-CONFERENCE		0- 1	7- 0				
4- 0	0- 0	0- 0	HOME		0- 0	4- 0				
3- 1	0- 0	0- 0	AWAY		0- 1	3- 0				
0- 1	0- 0	0- 0	NEUTRAL		0- 0	0- 0				
7- 13	0- 2	0- 0	CONFERENCE		0- 3	4- 5				
5- 4	0- 1	0- 0	HOME		0- 1	2- 2				
1- 8	0- 1	0- 0	AWAY		0- 1	1- 3				
1- 1	0- 0	0- 0	NEUTRAL		0- 1	1- 0				
<hr/>										
RPI 1-25		RPI 26-50		RPI 51-100		RPI 101+		Team's RPI : 190		
RPI S	Opponent	Score	RPI S	Opponent	Score	RPI S	Opponent	Score		
12	A Old Domi ni on	52 74				64	A Del aware	43 53	111	A George Mason 60 63
12	H Old Domi ni on	57 90				64	H Del aware	59 77	111	H George Mason 57 52
						64	N Del aware	63 72	112	N Bi nghamton 57 63
						80	A St. Joseph's	56 69	120	A James Madi son 76 90
									120	H James Madi son 66 54
									135	A UNC Wi lmington 41 61
									135	H UNC Wi lmington 92 79
									155	A Va. Commonweal th 64 79
									155	H Va. Commonweal th 75 89
									187	H Pennsylvani a 68 57
									201	A Wagner 70 65
									205	H Monmouth 80 69
									213	A William & Mary 71 75
									213	H William & Mary 61 67
									256	A Hofstra 65 79
									256	H Hofstra 74 38
									263	A Air Force 77 76
									284	H La Salle 76 69
									289	A Ri der 78 68
									304	A Towson 59 45
									304	H Towson 74 50
									304	N Towson 80 56
									308	H Lafayette 79 51
<hr/>										
LAST 10 Divi sion I GAMES:										
			64	N Del aware	63 72	256	A Hofstra	65 79		
			304	N Towson	80 56	64	A Del aware	43 53		
			304	H Towson	74 50	155	A Va. Commonweal th	64 79		
			12	H Old Domi ni on	57 90	135	A UNC Wi lmington	41 61		
			213	H William & Mary	61 67	111	H George Mason	57 52		

Drexel

Non-Div I Games:

Drexel

Loss,
Non-Conf, S Site,
H Home
A Away
N Neutral

Average RPI Win: 83		WON-LOST	WINNING	LAST 10	STRENGTH OF	OPP. STRENGTH	TEAM	ADJ.	CONF.	ADJ CONF.
Average RPI Loss: 29		RECORD	PCT. RANK	GAMES	SCHEDULE	OF SCHEDULE	RPI	RPI	RPI	RPI
DIV. I ONLY	31- 4	4	9- 1	5	21	4	4	4	4	4
DIV. I NON-CONF.	12- 4	35	4- 1	5	13	8	8	4	4	4
TOTALS	RPI 1-25	RPI 26-50	W-L RECORDS	RPI 51-100	RPI 150+					
31- 4	8- 3	3- 0	OVERALL	6- 0	3- 0					
15- 1	3- 1	1- 0	HOME	4- 0	2- 0					
10- 1	1- 0	1- 0	AWAY	2- 0	1- 0					
6- 2	4- 2	1- 0	NEUTRAL	0- 0	0- 0					
12- 4	5- 3	0- 0	NON-CONFERENCE	2- 0	3- 0					
7- 1	2- 1	0- 0	HOME	2- 0	2- 0					
2- 1	0- 0	0- 0	AWAY	0- 0	1- 0					
3- 2	3- 2	0- 0	NEUTRAL	0- 0	0- 0					
19- 0	3- 0	3- 0	CONFERENCE	4- 0	0- 0					
8- 0	1- 0	1- 0	HOME	2- 0	0- 0					
8- 0	1- 0	1- 0	AWAY	2- 0	0- 0					
3- 0	1- 0	1- 0	NEUTRAL	0- 0	0- 0					
RPI S Opponent	Team's RPI: 4	RPI S Opponent	Score	RPI S Opponent	Score	RPI S Opponent	Score	RPI S Opponent	Score	RPI S Opponent
1 N Tennessee	68 89	39 A Virginia	107 73	58 A Clemson	81 58	102 A Toledo	65 71	102 A Florida St.	102 80	102 A Florida St.
3 N Oklahoma	71 86	39 H Virginia	86 69	58 H Clemson	77 69	103 H Florida St.	88 55	103 N Florida St.	82 66	103 N Florida St.
8 H South Carolina	81 87	39 N Virginia	71 67	63 A North Carolina	73 68	103 H Georgia Tech	76 60	105 A Georgia Tech	86 50	105 A Georgia Tech
8 N South Carolina	77 68			63 H North Carolina	81 54	118 A Charlotte	64 39	123 A Wake Forest	83 60	123 H Wake Forest
11 N Texas	62 46			66 H UNC Greensboro	90 58	123 H Wake Forest	91 46	132 H Norfolk St.	95 48	138 A Maryl and
13 H Texas Tech	85 69			98 H Liberty	95 53	138 H Maryl and	90 74	171 A Georgetown	89 54	226 H Davidson
17 A North Carolina	90 75					227 H El on	102 52			
17 H North Carolina	102 82									
17 N North Carolina	87 80									
22 N Louisiana Tech	76 64									
24 H TCU	76 66									
LAST 10 Division I GAMES:										
3 N Oklahoma	71 86	17 N North Carolina	87 80							
8 N South Carolina	77 68	39 N Virginia	71 67							
11 N Texas	62 46	103 N Florida St.	82 66							
24 H TCU	76 66	17 A North Carolina	90 75							
132 H Norfolk St.	95 48	103 H Florida St.	88 55							

Non-Div I Games:

Duke

Loss, Non-Conf, S Site, H Home A Away N Neutral

Through Games of 2002 Final																				
Average RPI Win: 213		WON-LOST RECORD		WINNING PCT. RANK		LAST 10 GAMES		STRENGTH OF SCHEDULE		OPP. STRENGTH OF SCHEDULE		TEAM RPI		ADJ. RPI		CONF. RPI		ADJ CONF. RPI		
Average RPI Loss: 101																				
DIV. I ONLY		14- 15		167		5- 5		217		122		183		179		16		16		
DIV. I NON-CONF.		5- 6		176		0- 0		219		103		181		180		12		12		
TOTALS		RPI 1-25		RPI 26-50		W-L RECORDS		RPI 51-100		RPI 150+										
14- 15		0- 1		0- 1		OVERALL		0- 8		13- 4										
8- 4		0- 0		0- 0		HOME		0- 2		8- 1										
4- 11		0- 1		0- 1		AWAY		0- 6		4- 3										
2- 0		0- 0		0- 0		NEUTRAL		0- 0		1- 0										
5- 6		0- 1		0- 1		NON-CONFERENCE		0- 3		4- 0										
2- 2		0- 0		0- 0		HOME		0- 1		2- 0										
2- 4		0- 1		0- 1		AWAY		0- 2		2- 0										
1- 0		0- 0		0- 0		NEUTRAL		0- 0		0- 0										
9- 9		0- 0		0- 0		CONFERENCE		0- 5		9- 4										
6- 2		0- 0		0- 0		HOME		0- 1		6- 1										
2- 7		0- 0		0- 0		AWAY		0- 4		2- 3										
1- 0		0- 0		0- 0		NEUTRAL		0- 0		1- 0										
RPI 1-25		RPI 26-50		RPI 51-100		RPI 101+		Team's RPI: 179												
RPI S	Opponent	Score	RPI S	Opponent	Score	RPI S	Opponent	Score	RPI S	Opponent	Score	RPI S	Opponent	Score	RPI S	Opponent	Score	RPI S	Opponent	Score
8	A South Carolina	61 75	28	A Florida	51 80	68	A George Washington	59 63	122	N Howard	89 70	68	H George Washington	59 74	148	H West Virginia	81 84	71	H Illinois	71 74
						80	A St. Joseph's	58 78	152	H St. Bonaventure	75 58	81	A Temple	59 77	152	N St. Bonaventure	77 75	85	A Ohio St.	57 71
						81	A Temple	59 77	161	A Richmond	61 95	85	A Temple	50 78	161	H Richmond	89 78	90	A Kent St.	70 75
						81	A Temple	50 78	172	H Rhode Island	57 64	90	A Kent St.	70 75	172	H Rhode Island	57 64			
						85	A Ohio St.	57 71	175	A Xavier	61 82				175	A Xavier	61 82			
						90	A Kent St.	70 75	175	H Xavier	77 56				175	H Xavier	77 56			
									180	H Massachusetts	60 47				180	H Massachusetts	60 47			
									191	A Pittsburgh	63 54				191	A Pittsburgh	63 54			
									197	A Dayton	69 71				197	A Dayton	69 71			
									197	H Dayton	78 64				197	H Dayton	78 64			
									233	A Cleveland St.	85 71				233	A Cleveland St.	85 71			
									239	A Fordham	62 59				239	A Fordham	62 59			
									284	A La Salle	70 62				284	A La Salle	70 62			
									284	H La Salle	77 61				284	H La Salle	77 61			
									304	H Towson	68 44				304	H Towson	68 44			
									314	H Robert Morris	84 43				314	H Robert Morris	84 43			
LAST 10 Division I GAMES:																				
						81	A Temple	50 78	161	H Richmond	89 78									
						152	N St. Bonaventure	77 75	284	H La Salle	77 61									
						197	A Dayton	69 71	68	A George Washington	59 63									
						175	A Xavier	61 82	152	H St. Bonaventure	75 58									
						239	A Fordham	62 59	161	A Richmond	61 95									

Non-Div I Games:

Duquesne

Loss, Non-Conf, S Site, H Home A Away N Neutral

Average RPI Win: 174		WON-LOST RECORD	WINNING PCT. RANK	LAST 10 GAMES	STRENGTH OF SCHEDULE	OPP. STRENGTH OF SCHEDULE	TEAM RPI	ADJ. RPI	CONF. RPI	ADJ CONF. RPI
DIV. I ONLY		5- 21	291	2- 7	106	124	249	248	8	8
DIV. I NON-CONF.		2- 10	285	0- 0	196	242	280	281	7	7
TOTALS		RPI 1-25	RPI 26-50	W-L RECORDS	RPI 51-100	RPI 150+				
5- 21		0- 2	0- 2	OVERALL	1- 4	3- 10				
3- 9		0- 1	0- 1	HOME	1- 1	1- 4				
1- 11		0- 1	0- 1	AWAY	0- 3	1- 5				
1- 1		0- 0	0- 0	NEUTRAL	0- 0	1- 1				
2- 10		0- 0	0- 0	NON-CONFERENCE	0- 3	2- 6				
1- 4		0- 0	0- 0	HOME	0- 1	1- 2				
0- 5		0- 0	0- 0	AWAY	0- 2	0- 3				
1- 1		0- 0	0- 0	NEUTRAL	0- 0	1- 1				
3- 11		0- 2	0- 2	CONFERENCE	1- 1	1- 4				
2- 5		0- 1	0- 1	HOME	1- 0	0- 2				
1- 6		0- 1	0- 1	AWAY	0- 1	1- 2				
0- 0		0- 0	0- 0	NEUTRAL	0- 0	0- 0				

RPI 1-25		RPI 26-50		RPI 51-100		RPI 101+ Team's RPI: 248		
RPI	S Opponent	Score	RPI	S Opponent	Score	RPI	S Opponent	Score
20	A Cincinnati	52 77	38	H Houston	60 61	58	A Clemson	53 67
24	H TCU	42 58	40	A Tulane	51 68	66	A UNC Greensboro	46 60
						77	H Southern U.	41 49
						78	A Louisville	68 84
						86	H DePaul	65 53

Non-Div I Games: Gardner-Webb 61 60

East Caro.

Average RPI Win:		188		WON-LOST RECORD		WINNING PCT. RANK		LAST 10 GAMES		STRENGTH OF SCHEDULE		OPP. STRENGTH OF SCHEDULE		TEAM RPI		ADJ. RPI		CONF. RPI		ADJ CONF. RPI			
Average RPI Loss:		161																					
DIV. I ONLY		10- 18		245		3- 7				208		188		232		235		15		15			
DIV. I NON-CONF.		5- 4		113		0- 0				283		291		202		204		16		16			
TOTALS		RPI 1-25		RPI 26-50		W-L RECORDS		RPI 51-100		RPI 150+													
10- 18		0- 0		0- 0		OVERALL		2- 5		7- 10													
7- 5		0- 0		0- 0		HOME		2- 2		4- 3													
2- 10		0- 0		0- 0		AWAY		0- 3		2- 4													
1- 3		0- 0		0- 0		NEUTRAL		0- 0		1- 3													
5- 4		0- 0		0- 0		NON-CONFERENCE		1- 0		4- 2													
3- 0		0- 0		0- 0		HOME		1- 0		2- 0													
1- 2		0- 0		0- 0		AWAY		0- 0		1- 0													
1- 2		0- 0		0- 0		NEUTRAL		0- 0		1- 2													
5- 14		0- 0		0- 0		CONFERENCE		1- 5		3- 8													
4- 5		0- 0		0- 0		HOME		1- 2		2- 3													
1- 8		0- 0		0- 0		AWAY		0- 3		1- 4													
0- 1		0- 0		0- 0		NEUTRAL		0- 0		0- 1													
RPI 1-25		RPI 26-50		RPI 51-100		RPI 101+ Team's RPI : 235																	
RPI S	Opponent	Score	RPI S	Opponent	Score	RPI S	Opponent	Score	RPI S	Opponent	Score	RPI S	Opponent	Score	RPI S	Opponent	Score	RPI S	Opponent	Score	RPI S	Opponent	Score
						66	A UNC Greensboro	58 91	103	A Florida St.	66 99												
						66	H UNC Greensboro	50 77	120	A James Madison	58 76												
						70	A Chattanooga	47 75	137	A Western Caro.	79 85												
						70	H Chattanooga	92 83	137	H Western Caro.	73 59												
						91	H Tennessee Tech	82 73	157	A Wofford	76 74												
						97	A Furman	64 67	157	H Wofford	78 67												
						97	H Furman	54 66	162	A Ga. Southern	80 84												
									162	H Ga. Southern	71 75												
									178	N Belmont	71 94												
									200	A Col. of Charleston	56 62												
									200	H Col. of Charleston	82 79												
									200	N Col. of Charleston	65 85												
									224	N Troy St.	78 72												
									226	A Davidson	88 103												
									226	H Davidson	68 72												
									234	A Appalachian St.	74 77												
									234	H Appalachian St.	79 87												
									260	H Radford	90 78												
									270	H Coastal Caro.	76 68												
									313	N Akron	64 72												
									316	A UNC Asheville	78 68												
LAST 10 Division I GAMES:																							
						200	N Col. of Charleston	65 85	200	H Col. of Charleston	82 79												
						226	H Davidson	68 72	234	A Appalachian St.	74 77												
						97	H Furman	54 66	162	A Ga. Southern	80 84												
						66	A UNC Greensboro	58 91	70	A Chattanooga	47 75												
						137	H Western Caro.	73 59	157	H Wofford	78 67												

Non-Div I Games:

East Tenn. St.

Loss, Non-Conf, S Site, H Home A Away N Neutral

Average RPI Win: 250		WON-LOST	WINNING	LAST 10	STRENGTH OF	OPP. STRENGTH	TEAM	ADJ.	CONF.	ADJ CONF.
Average RPI Loss: 154		RECORD	PCT. RANK	GAMES	SCHEDULE	OF SCHEDULE	RPI	RPI	RPI	RPI
DIV. I ONLY	6- 21	284	4- 6	220	191	290	288	19	19	
DIV. I NON-CONF.	0- 9	309	0- 0	254	150	316	316	21	21	
TOTALS	RPI 1-25	RPI 26-50	W-L RECORDS	RPI 51-100	RPI 150+					
6- 21	0- 1	0- 0	OVERALL	0- 6	5- 10					
4- 8	0- 0	0- 0	HOME	0- 2	3- 4					
2- 11	0- 1	0- 0	AWAY	0- 4	2- 4					
0- 2	0- 0	0- 0	NEUTRAL	0- 0	0- 2					
0- 9	0- 1	0- 0	NON-CONFERENCE	0- 1	0- 6					
0- 4	0- 0	0- 0	HOME	0- 0	0- 3					
0- 4	0- 1	0- 0	AWAY	0- 1	0- 2					
0- 1	0- 0	0- 0	NEUTRAL	0- 0	0- 1					
6- 12	0- 0	0- 0	CONFERENCE	0- 5	5- 4					
4- 4	0- 0	0- 0	HOME	0- 2	3- 1					
2- 7	0- 0	0- 0	AWAY	0- 3	2- 2					
0- 1	0- 0	0- 0	NEUTRAL	0- 0	0- 1					
RPI S	RPI 1-25	Score	RPI S	RPI 26-50	Score	RPI S	RPI 51-100	Score	RPI S	RPI 101+ Team's RPI: 288
6	A Purdue	33 89				71	A Illinois	49 91	114	A Austin Peay 69 103
						75	A Eastern Ky.	55 90	114	H Austin Peay 64 75
						75	H Eastern Ky.	72 91	124	A Morehead St. 72 89
						91	A Tennessee Tech	53 66	124	H Morehead St. 77 67
						91	A Tennessee Tech	43 67	130	H Bradley 72 84
						91	H Tennessee Tech	53 66	194	H Loyola (Ill.) 64 80
									196	A Indiana St. 63 77
									202	A Southeast Mo. St. 51 79
									202	H Southeast Mo. St. 68 77
									206	N Mercer 53 74
									210	H Northwestern 44 68
									240	H IUPUI 61 69
									242	A Tenn. -Martin 71 76
									242	H Tenn. -Martin 66 63
									271	A Murray St. 59 57
									271	H Murray St. 60 51
									271	N Murray St. 51 66
									282	A Southern Ill. 65 76
									296	A Tennessee St. 74 62
									296	H Tennessee St. 83 65
LAST 10 Division I GAMES:										
91	A Tennessee Tech	43 67	271	H Murray St.	60 51					
91	H Tennessee Tech	53 66	124	A Morehead St.	72 89					
296	H Tennessee St.	83 65	75	A Eastern Ky.	55 90					
202	A Southeast Mo. St.	51 79	296	A Tennessee St.	74 62					
242	H Tenn. -Martin	66 63	91	A Tennessee Tech	53 66					

Eastern Ill.

Eastern Ill.

Non-Div I Games: 1PFW

78 60

Eastern Ill.

Loss, Non-Conf, S Site, H Home A Away N Neutral

Average RPI Win: 204		WON-LOST	WINNING	LAST 10	STRENGTH OF	OPP. STRENGTH	TEAM	ADJ.	CONF.	ADJ CONF.	
Average RPI Loss: 104		RECORD	PCT. RANK	GAMES	SCHEDULE	OF SCHEDULE	RPI	RPI	RPI	RPI	
DIV. I ONLY		22- 8	41	7- 3	142		187	72	75	19	19
DIV. I NON-CONF.		8- 4	59	1- 1	56		145	45	46	21	21
TOTALS		RPI 1-25	RPI 26-50	W-L RECORDS	RPI 51-100		RPI 150+				
22- 8		0- 3	0- 0	OVERALL	4- 1		15- 2				
10- 2		0- 0	0- 0	HOME	1- 1		7- 1				
9- 5		0- 3	0- 0	AWAY	2- 0		6- 1				
3- 1		0- 0	0- 0	NEUTRAL	1- 0		2- 0				
8- 4		0- 3	0- 0	NON-CONFERENCE	2- 1		6- 0				
2- 1		0- 0	0- 0	HOME	0- 1		2- 0				
3- 3		0- 3	0- 0	AWAY	1- 0		2- 0				
3- 0		0- 0	0- 0	NEUTRAL	1- 0		2- 0				
14- 4		0- 0	0- 0	CONFERENCE	2- 0		9- 2				
8- 1		0- 0	0- 0	HOME	1- 0		5- 1				
6- 2		0- 0	0- 0	AWAY	1- 0		4- 1				
0- 1		0- 0	0- 0	NEUTRAL	0- 0		0- 0				
RPI 1-25		RPI 26-50		RPI 51-100		Team's RPI: 75		RPI 101+			
RPI S	Opponent	Score	RPI S	Opponent	Score	RPI S	Opponent	Score	RPI S	Opponent	Score
5	A Vanderbilt	62 91				53	H Alabama	77 99	114	A Austin Peay	70 72
15	A Florida Int'l	63 90				61	N Valparaiso	70 55	114	H Austin Peay	102 82
16	A Iowa St.	75 86				91	A Tennessee Tech	73 68	114	N Austin Peay	77 78
						91	H Tennessee Tech	71 64	124	A Morehead St.	90 78
						94	A Southwest Mo. St.	72 65	124	H Morehead St.	85 74
									153	A Fla. Atlantic	103 92
									202	A Southeast Mo. St.	94 67
									202	H Southeast Mo. St.	82 73
									221	N High Point	81 52
									227	N Elon	75 58
									242	A Tenn. -Martin	78 82
									242	H Tenn. -Martin	90 77
									271	A Murray St.	74 58
									271	H Murray St.	70 75
									271	H Murray St.	76 59
									272	A Bowling Green	83 63
									281	H Lipscomb	77 68
									285	H Marshall	88 43
									288	A Eastern Ill.	91 72
									288	H Eastern Ill.	90 55
									296	A Tennessee St.	84 68
									296	H Tennessee St.	91 71
LAST 10 Division I GAMES:											
						53	H Alabama	77 99	271	A Murray St.	74 58
						94	A Southwest Mo. St.	72 65	124	H Morehead St.	85 74
						114	N Austin Peay	77 78	296	A Tennessee St.	84 68
						271	H Murray St.	76 59	202	H Southeast Mo. St.	82 73
						242	A Tenn. -Martin	78 82	288	H Eastern Ill.	90 55

Eastern Ky.

Non-Div I Games: IPFW

93 74

Eastern Ky.

Loss, Non-Conf, S Site, H Home A Away N Neutral

Average RPI Win: 201		WON-LOST RECORD		WINNING PCT. RANK		LAST 10 GAMES		STRENGTH OF SCHEDULE		OPP. STRENGTH OF SCHEDULE		TEAM RPI		ADJ. RPI		CONF. RPI		ADJ CONF. RPI		
DIV. I ONLY		17- 11		91		7- 3		145		194		115		117		18		18		
DIV. I NON-CONF.		6- 4		99		0- 0		121		176		96		98		19		20		
TOTALS		RPI 1-25		RPI 26-50		W-L RECORDS		RPI 51-100		RPI 150+										
17- 11		0- 0		0- 1		OVERALL		2- 4		12- 3										
10- 2		0- 0		0- 1		HOME		1- 1		6- 0										
7- 6		0- 0		0- 0		AWAY		1- 2		6- 2										
0- 3		0- 0		0- 0		NEUTRAL		0- 1		0- 1										
6- 4		0- 0		0- 1		NON-CONFERENCE		1- 1		4- 1										
2- 1		0- 0		0- 1		HOME		0- 0		1- 0										
4- 1		0- 0		0- 0		AWAY		1- 1		3- 0										
0- 2		0- 0		0- 0		NEUTRAL		0- 0		0- 1										
11- 7		0- 0		0- 0		CONFERENCE		1- 3		8- 2										
8- 1		0- 0		0- 0		HOME		1- 1		5- 0										
3- 5		0- 0		0- 0		AWAY		0- 1		3- 2										
0- 1		0- 0		0- 0		NEUTRAL		0- 1		0- 0										
RPI 1-25		RPI 26-50		RPI 51-100		RPI 101+ Team's RPI: 117														
RPI S	Opponent	Score	RPI S	Opponent	Score	RPI S	Opponent	Score	RPI S	Opponent	Score	RPI S	Opponent	Score	RPI S	Opponent	Score	RPI S	Opponent	Score
			34	H Colorado St.	56 66	62	A Wis.-Green Bay	54 65	102	A Toledo	65 79									
						74	A Ball St.	71 89	102	H Toledo	76 64									
						74	H Ball St.	76 75	122	H Howard	85 77									
						74	N Ball St.	57 83	127	H Miami (Ohio)	71 67									
						85	A Ohio St.	70 58	138	N Maryland	59 80									
						90	H Kent St.	54 71	139	A Northern Ill.	83 84									
									160	A Western Mich.	68 80									
									160	H Western Mich.	72 58									
									164	N Southern Methodist	65 83									
									183	A Coppin St.	63 56									
									204	H Cornell	82 67									
									208	A Chicago St.	51 45									
									237	A Buffalo	78 66									
									243	A Central Mich.	52 43									
									243	H Central Mich.	70 59									
									251	H Ohio	73 68									
									272	A Bowling Green	62 78									
									285	A Marshall	57 44									
									285	H Marshall	68 49									
									295	A Delaware St.	60 43									
									313	H Akron	89 40									
LAST 10 Division I GAMES:																				
			74	N Ball St.	57 83	74	H Ball St.	76 75												
			285	H Marshall	68 49	243	H Central Mich.	70 59												
			160	H Western Mich.	72 58	285	A Marshall	57 44												
			272	A Bowling Green	62 78	74	A Ball St.	71 89												
			102	H Toledo	76 64	251	H Ohio	73 68												

Average RPI Win:		239	WON-LOST		RECORD	WINNING	PCT. RANK	LAST 10	GAMES	STRENGTH OF	SCHEDULE	OPP. STRENGTH	OF SCHEDULE	TEAM	RPI	ADJ.	RPI	CONF.	RPI	ADJ CONF.	RPI
Average RPI Loss:		148																			
DIV. I ONLY		10- 17	238		5- 5			229		225		237		238		22		22			
DIV. I NON-CONF.		3- 8	255		0- 0			261		194		278		280		22		22			
TOTALS		RPI 1-25	RPI 26-50		W-L RECORDS		RPI 51-100		RPI 150+												
10- 17		0- 0	0- 1		OVERALL		0- 4		8- 7												
5- 7		0- 0	0- 0		HOME		0- 1		4- 4												
3- 9		0- 0	0- 1		AWAY		0- 3		3- 2												
2- 1		0- 0	0- 0		NEUTRAL		0- 0		1- 1												
3- 8		0- 0	0- 1		NON-CONFERENCE		0- 1		1- 5												
2- 3		0- 0	0- 0		HOME		0- 0		1- 3												
0- 4		0- 0	0- 1		AWAY		0- 1		0- 1												
1- 1		0- 0	0- 0		NEUTRAL		0- 0		0- 1												
7- 9		0- 0	0- 0		CONFERENCE		0- 3		7- 2												
3- 4		0- 0	0- 0		HOME		0- 1		3- 1												
3- 5		0- 0	0- 0		AWAY		0- 2		3- 1												
1- 0		0- 0	0- 0		NEUTRAL		0- 0		1- 0												
RPI 1-25		RPI 26-50		RPI 51-100		RPI 101+		Team's RPI: 238													
RPI S	Opponent	Score	RPI S	Opponent	Score	RPI S	Opponent	Score	RPI S	Opponent	Score										
46	A UNLV	40 84	86	A DePaul	57 82	105	A Georgi a Tech	36 91													
			88	A Weber St.	56 73	129	A Montana St.	48 64													
			88	A Weber St.	51 68	129	H Montana St.	56 71													
			88	H Weber St.	58 63	133	N Hartford	67 50													
						146	H Portland	61 60													
						147	A Montana	50 58													
						147	H Montana	53 60													
						151	A Northern Ari z.	54 65													
						151	H Northern Ari z.	62 64													
						151	N Northern Ari z.	70 57													
						160	N Western Mi ch.	56 72													
						220	A Boise St.	55 74													
						230	H Gonzaga	64 69													
						250	A Portland St.	64 61													
						250	H Portland St.	53 44													
						265	A Idaho St.	74 72													
						265	H Idaho St.	63 52													
						274	H Southern Utah	75 80													
						279	H Idaho	44 56													
						310	A Sacramento St.	78 59													
						310	H Sacramento St.	73 44													
						311	H Cal St. Fullerton	67 50													
LAST 10 Division I GAMES:																					
			88	A Weber St.	51 68	250	H Portland St.	53 44													
			151	N Northern Ari z.	70 57	147	H Montana	53 60													
			151	H Northern Ari z.	62 64	129	H Montana St.	56 71													
			310	H Sacramento St.	73 44	310	A Sacramento St.	78 59													
			265	A Idaho St.	74 72	151	A Northern Ari z.	54 65													

Eastern Wash.

Non-Div I Games: Lewis-Clark St. 44 63 St. Martin's 80 67

Eastern Wash.

Loss, Non-Conf, S Site, H Home A Away N Neutral

El on

Average RPI Win:269

Average RPI Loss:170

WON-LOST
RECORD

WINNING
PCT. RANK

LAST 10
GAMES

STRENGTH OF
SCHEDULE

OPP. STRENGTH
OF SCHEDULE

TEAM
RPI

ADJ.
RPI

CONF.
RPI

ADJ CONF.
RPI

DIV. I ONLY

13- 13

159

5- 5

289

286

226

227

31

31

DIV. I NON-CONF.

3- 8

255

1- 0

172

319

262

264

28

28

TOTALS

RPI 1-25

RPI 26-50

W-L RECORDS

RPI 51-100

RPI 150+

13- 13

0- 1

0- 1

OVERALL

1- 2

12- 8

7- 1

0- 0

0- 0

HOME

1- 0

6- 1

6- 8

0- 1

0- 1

AWAY

0- 1

6- 4

0- 4

0- 0

0- 0

NEUTRAL

0- 1

0- 3

3- 8

0- 1

0- 1

NON-CONFERENCE

0- 1

3- 4

1- 0

0- 0

0- 0

HOME

0- 0

1- 0

2- 5

0- 1

0- 1

AWAY

0- 0

2- 2

0- 3

0- 0

0- 0

NEUTRAL

0- 1

0- 2

10- 5

0- 0

0- 0

CONFERENCE

1- 1

9- 4

6- 1

0- 0

0- 0

HOME

1- 0

5- 1

4- 3

0- 0

0- 0

AWAY

0- 1

4- 2

0- 1

0- 0

0- 0

NEUTRAL

0- 0

0- 1

RPI 1-25

RPI 26-50

RPI 51-100

RPI 101+

Team's RPI: 227

RPI S

Opponent

Score

RPI S

Opponent

Score

RPI S

Opponent

Score

RPI S

Opponent

Score

4

A

Duke

52

102

28

A

Fl ori da

53

81

75

N

Eastern Ky.

58

75

124

A

Morehead St.

56

57

98

A

Li berty

45

57

98

H

Li berty

68

59

165

N

Hampton

73

78

212

A

Lehi gh

68

83

221

A

Hi gh Poi nt

82

83

221

H

Hi gh Poi nt

64

77

245

A

Charle ston So.

53

57

245

H

Charle ston So.

75

58

254

A

Bi rmi ngham-So.

54

65

254

H

Bi rmi ngham-So.

61

55

260

A

Radford

59

47

260

H

Radford

63

58

270

A

Coastal Caro.

60

50

270

H

Coastal Caro.

65

55

270

N

Coastal Caro.

64

66

291

A

Wi nthrop

84

75

291

H

Wi nthrop

66

57

295

N

Del aware St.

55

56

309

A

Jacksonvi lle

57

47

315

A

N. C. A&T

65

38

316

A

UNC Ashevi lle

80

57

316

H

UNC Ashevi lle

68

41

LAST 10 Div

si on I GAMES:

270

N

Coastal Caro.

64

66

316

H

UNC Ashevi lle

68

41

221

H

Hi gh Poi nt

64

77

270

A

Coastal Caro.

60

50

260

H

Radford

63

58

245

A

Charle ston So.

53

57

98

A

Li berty

45

57

291

A

Wi nthrop

84

75

254

H

Bi rmi ngham-So.

61

55

221

A

Hi gh Poi nt

82

83

Non-Di v I Games: Longwood73 58Gardner-Webb73 65El on

Loss,

Non-Conf,S Site,H Home

A Away

N Neutral

Page 80

Non-Div I Games: Longwood

73 58

Gardner-Webb

73 65

El on

Loss, Non-Conf, S Site, H Home A Away N Neutral

Average RPI Win: 171		WON-LOST	WINNING	LAST 10	STRENGTH OF	OPP. STRENGTH	TEAM	ADJ.	CONF.	ADJ CONF.
Average RPI Loss: 78		RECORD	PCT. RANK	GAMES	SCHEDULE	OF SCHEDULE	RPI	RPI	RPI	RPI
DIV. I ONLY		15- 15	159	4- 6	74	92	117	113	10	10
DIV. I NON-CONF.		5- 5	146	0- 0	50	48	82	81	9	9
TOTALS		RPI 1-25	RPI 26-50	W-L RECORDS	RPI 51-100	RPI 150+				
15- 15		0- 3	0- 4	OVERALL	2- 4	6- 1				
6- 5		0- 1	0- 1	HOME	1- 1	3- 0				
7- 9		0- 2	0- 2	AWAY	1- 3	3- 1				
2- 1		0- 0	0- 1	NEUTRAL	0- 0	0- 0				
5- 5		0- 1	0- 1	NON-CONFERENCE	2- 2	1- 0				
1- 1		0- 0	0- 0	HOME	1- 0	0- 0				
3- 4		0- 1	0- 1	AWAY	1- 2	1- 0				
1- 0		0- 0	0- 0	NEUTRAL	0- 0	0- 0				
10- 10		0- 2	0- 3	CONFERENCE	0- 2	5- 1				
5- 4		0- 1	0- 1	HOME	0- 1	3- 0				
4- 5		0- 1	0- 1	AWAY	0- 1	2- 1				
1- 1		0- 0	0- 1	NEUTRAL	0- 0	0- 0				
RPI 1-25		RPI 26-50		RPI 51-100		RPI 101+		Team's RPI: 113		
RPI S	Opponent	Score	RPI S	Opponent	Score	RPI S	Opponent	Score		
17 A	North Carolina	69 89	34 A	Colorado St.	53 82	78 A	Louisville	74 84	102 N	Toledo 69 64
21 A	Drake	63 74	47 A	Creighton	61 67	81 A	Temple	76 70	114 H	Austin Peay 74 76
21 H	Drake	60 67	47 H	Creighton	72 77	82 H	Western Ky.	76 59	130 A	Bradley 67 77
			47 N	Creighton	52 69	91 A	Tennessee Tech	57 63	130 H	Bradley 51 48
						94 A	Southwest Mo. St.	54 66	131 A	Kentucky 78 72
						94 H	Southwest Mo. St.	63 73	144 A	Wichita St. 70 67
									144 H	Wichita St. 66 71
									145 A	Northern Iowa 73 69
									145 H	Northern Iowa 86 75
									145 N	Northern Iowa 70 68
									196 A	Indiana St. 60 84
									196 H	Indiana St. 79 67
									227 A	Illinois St. 77 71
									227 H	Illinois St. 70 57
									242 A	Tenn.-Martin 86 67
									282 A	Southern Ill. 87 49
									282 H	Southern Ill. 80 63
			LAST 10 Division I GAMES:							
			47 N	Creighton	52 69	130 H	Bradley	51 48		
			145 N	Northern Iowa	70 68	196 A	Indiana St.	60 84		
			21 A	Drake	63 74	227 A	Illinois St.	77 71		
			47 A	Creighton	61 67	144 H	Wichita St.	66 71		
			145 H	Northern Iowa	86 75	94 H	Southwest Mo. St.	63 73		

Non-Div I Games:

Evansville

Evansville

Evansville

Average RPI Win: 219		WON-LOST RECORD		WINNING PCT. RANK		LAST 10 GAMES		STRENGTH OF SCHEDULE		OPP. STRENGTH OF SCHEDULE		TEAM RPI		ADJ. RPI		CONF. RPI		ADJ CONF. RPI	
Average RPI Loss: 110																			
DIV. I ONLY		13- 16		193		4- 6		84		176		157		158		17		17	
DIV. I NON-CONF.		4- 5		185		0- 0		20		137		77		77		17		17	
TOTALS		RPI 1-25		RPI 26-50		W-L RECORDS		RPI 51-100		RPI 150+									
13- 16		0- 2		0- 3		OVERALL		1- 4		12- 5									
6- 7		0- 0		0- 2		HOME		1- 2		5- 2									
5- 8		0- 2		0- 1		AWAY		0- 1		5- 3									
2- 1		0- 0		0- 0		NEUTRAL		0- 1		2- 0									
4- 5		0- 2		0- 1		NON-CONFERENCE		1- 1		3- 1									
2- 2		0- 0		0- 1		HOME		1- 1		1- 0									
1- 3		0- 2		0- 0		AWAY		0- 0		1- 1									
1- 0		0- 0		0- 0		NEUTRAL		0- 0		1- 0									
9- 11		0- 0		0- 2		CONFERENCE		0- 3		9- 4									
4- 5		0- 0		0- 1		HOME		0- 1		4- 2									
4- 5		0- 0		0- 1		AWAY		0- 1		4- 2									
1- 1		0- 0		0- 0		NEUTRAL		0- 1		1- 0									
RPI 1-25		RPI 26-50		RPI 51-100		RPI 101+		Team's RPI: 158											
RPI S	Opponent	Score	RPI S	Opponent	Score	RPI S	Opponent	Score	RPI S	Opponent	Score								
2	A Connecticut	50 93	30	H Boston College	55 74	57	A Si ena	85 94	119	A Manhattan	64 66								
18	A Penn St.	37 88	44	A St. Peter's	64 77	57	H Si ena	57 59	119	H Manhattan	62 80								
			44	H St. Peter's	55 62	57	N Si ena	62 80	171	A Georgetown	67 58								
						65	H Harvard	62 68	182	A Cani si us	92 79								
						79	H Holy Cross	86 81	182	H Cani si us	97 71								
									182	N Cani si us	96 92								
									195	A Long Beach St.	77 83								
									214	H Qui nni pi ac	66 61								
									216	A Mari st	75 68								
									216	H Mari st	71 85								
									231	A Loyol a (Md.)	85 90								
									231	H Loyol a (Md.)	61 59								
									241	A Ni agara	77 73								
									241	H Ni agara	72 85								
									268	A lona	68 70								
									268	H lona	71 65								
									289	A Ri der	70 61								
									289	H Ri der	82 78								
									300	N UMKC	61 50								
LAST 10 Divi si on I GAMES:																			
57 N Si ena 62 80												241 H Ni agara 72 85							
182 N Cani si us 96 92												57 A Si ena 85 94							
44 A St. Peter's 64 77												216 A Mari st 75 68							
182 H Cani si us 97 71												231 H Loyol a (Md.) 61 59							
119 H Manhattan 62 80												44 H St. Peter's 55 62							

Fairfield

Fairfield

Non-Div l Games:

Fai rfi el d

Loss, Non-Conf, S Site, H Home A Away N Neutral

Average RPI Win: 252		WON-LOST	WINNING	LAST 10	STRENGTH OF	OPP. STRENGTH	TEAM	ADJ.	CONF.	ADJ CONF.
Average RPI Loss: 208		RECORD	PCT. RANK	GAMES	SCHEDULE	OF SCHEDULE	RPI	RPI	RPI	RPI
DIV. I ONLY	14- 14	159	3- 7	315	302	246	249	30	30	
DIV. I NON-CONF.	5- 4	113	0- 0	314	243	250	250	30	30	
TOTALS	RPI 1-25	RPI 26-50	W-L RECORDS	RPI 51-100	RPI 150+					
14- 14	0- 0	0- 0	OVERALL	0- 1	13- 11					
10- 2	0- 0	0- 0	HOME	0- 0	10- 2					
3- 9	0- 0	0- 0	AWAY	0- 0	3- 7					
1- 3	0- 0	0- 0	NEUTRAL	0- 1	0- 2					
5- 4	0- 0	0- 0	NON-CONFERENCE	0- 1	4- 2					
3- 0	0- 0	0- 0	HOME	0- 0	3- 0					
1- 2	0- 0	0- 0	AWAY	0- 0	1- 1					
1- 2	0- 0	0- 0	NEUTRAL	0- 1	0- 1					
9- 10	0- 0	0- 0	CONFERENCE	0- 0	9- 9					
7- 2	0- 0	0- 0	HOME	0- 0	7- 2					
2- 7	0- 0	0- 0	AWAY	0- 0	2- 6					
0- 1	0- 0	0- 0	NEUTRAL	0- 0	0- 1					
RPI S	RPI 1-25 Opponent Score	RPI S	RPI 26-50 Opponent Score	RPI S	RPI 51-100 Opponent Score	RPI S	RPI 101+ Opponent Score	Team's RPI: 249		
				96 N	Mi ssi ssi ppi 46 105	122 N	Howard 83 73			
						133 A	Hartford 49 66			
						143 A	St. Francis (Pa.) 59 68			
						170 A	Long Isl and 65 90			
						170 H	Long Isl and 56 53			
						170 N	Long Isl and 60 80			
						171 A	Georgetown 42 69			
						186 H	Sacred Heart 64 60			
						201 H	Wagner 56 61			
						205 A	Monmouth 72 84			
						205 H	Monmouth 44 65			
						214 A	Qui nni pi ac 72 74			
						214 H	Qui nni pi ac 81 68			
						247 A	UMBC 67 50			
						247 H	UMBC 70 60			
						262 A	Mt. St. Mary's 87 82			
						262 H	Mt. St. Mary's 66 55			
						278 N	Md. -East. Shore 72 83			
						283 H	St. John's (N.Y.) 82 52			
						291 A	Winthrop 62 50			
						303 A	Central Conn. St. 53 64			
						303 H	Central Conn. St. 70 53			
						308 H	Lafayette 86 78			
						312 A	St. Francis (N.Y.) 51 76			
						312 H	St. Francis (N.Y.) 88 78			
						314 A	Robert Morris 99 106			
						318 H	Centenary (La.) 88 69			
LAST 10 Div sion I GAMES:				170 N	Long Isl and 60 80	303 H	Central Conn. St. 70 53			
				314 A	Robert Morris 99 106	214 H	Qui nni pi ac 81 68			
				143 A	St. Francis (Pa.) 59 68	170 A	Long Isl and 65 90			
				205 H	Monmouth 44 65	201 H	Wagner 56 61			
				312 A	St. Francis (N.Y.) 51 76	186 H	Sacred Heart 64 60			

Non-Div I Games:

Fairleigh Dickinson

Through Games Of 2002 Final																			
Average RPI Win: 221		WON-LOST RECORD		WINNING PCT. RANK		LAST 10 GAMES		STRENGTH OF SCHEDULE		OPP. STRENGTH OF SCHEDULE		TEAM RPI		ADJ. RPI		CONF. RPI		ADJ. CONF. RPI	
DIV. I ONLY		16- 14		136		6- 4		144		235		152		153		24		24	
DIV. I NON-CONF.		1- 6		290		0- 0		19		55		173		170		24		24	
TOTALS		RPI 1-25		RPI 26-50		W-L RECORDS		RPI 51-100		RPI 150+									
16- 14		0- 2		0- 0		OVERALL		0- 3		15- 6									
7- 6		0- 0		0- 0		HOME		0- 2		7- 3									
7- 4		0- 1		0- 0		AWAY		0- 0		6- 3									
2- 4		0- 1		0- 0		NEUTRAL		0- 1		2- 0									
1- 6		0- 2		0- 0		NON-CONFERENCE		0- 3		1- 0									
1- 2		0- 0		0- 0		HOME		0- 2		1- 0									
0- 1		0- 1		0- 0		AWAY		0- 0		0- 0									
0- 3		0- 1		0- 0		NEUTRAL		0- 1		0- 0									
15- 8		0- 0		0- 0		CONFERENCE		0- 0		14- 6									
6- 4		0- 0		0- 0		HOME		0- 0		6- 3									
7- 3		0- 0		0- 0		AWAY		0- 0		6- 3									
2- 1		0- 0		0- 0		NEUTRAL		0- 0		2- 0									
RPI 1-25		RPI 26-50		RPI 51-100		RPI 101+		Team's RPI: 153											
RPI S	Opponent	Score	RPI S	Opponent	Score	RPI S	Opponent	Score	RPI S	Opponent	Score								
15 A	Florida Int'l	64 91				75 H	Eastern Ky.	92 103	109 A	Georgia St.	76 66								
18 N	Penn St.	66 89				76 H	Miami (Fla.)	77 92	109 H	Georgia St.	75 79								
						88 N	Weber St.	63 85	109 N	Georgia St.	63 64								
									142 N	Wyoming	71 75								
									159 H	South Fla.	101 87								
									178 A	Belmont	86 97								
									178 H	Belmont	72 70								
									181 A	UCF	79 72								
									181 H	UCF	69 89								
									206 A	Mercer	90 84								
									206 H	Mercer	70 73								
									206 N	Mercer	76 72								
									209 A	Stetson	76 83								
									209 H	Stetson	80 49								
									218 A	Campbell	68 67								
									218 H	Campbell	70 66								
									218 N	Campbell	82 73								
									224 A	Troy St.	71 62								
									224 H	Troy St.	83 70								
									259 A	Jacksonville St.	91 93								
									259 H	Jacksonville St.	78 76								
									305 A	Samford	89 72								
									305 H	Samford	87 75								
									309 A	Jacksonville	94 76								
									309 H	Jacksonville	69 75								
LAST 10 Division I GAMES:																			
						109 N	Georgia St.	63 64	309 H	Jacksonville	69 75								
						206 N	Mercer	76 72	209 H	Stetson	80 49								
						218 N	Campbell	82 73	224 A	Troy St.	71 62								
						305 A	Samford	89 72	206 A	Mercer	90 84								
						259 A	Jacksonville St.	91 93	178 A	Belmont	86 97								

Non-Div | Games: Savannah St. 90 54

Fl a. Atl anti c

Loss, Non-Conf, S Site, H Home A Away N Neutral

Florida		110		WON-LOST		WINNING		LAST 10		STRENGTH OF		OPP. STRENGTH		TEAM		ADJ.		CONF.		ADJ CONF.		
Average RPI Win:		34		RECORD		PCT. RANK		GAMES		SCHEDULE		OF SCHEDULE		RPI		RPI		RPI		RPI		
DIV. I ONLY		18- 11		80		4- 6		18		24		28		28		1		1				
DIV. I NON-CONF.		10- 4		50		0- 1		60		121		33		33		1		1				
TOTALS		RPI 1-25		RPI 26-50		W-L RECORDS		RPI 51-100		RPI 150+												
18- 11		2- 5		3- 3		OVERALL		5- 3		5- 0												
11- 2		1- 2		2- 0		HOME		3- 0		3- 0												
6- 5		1- 2		0- 2		AWAY		2- 1		2- 0												
1- 4		0- 1		1- 1		NEUTRAL		0- 2		0- 0												
10- 4		1- 1		1- 2		NON-CONFERENCE		1- 1		5- 0												
6- 0		1- 0		0- 0		HOME		1- 0		3- 0												
3- 1		0- 0		0- 1		AWAY		0- 0		2- 0												
1- 3		0- 1		1- 1		NEUTRAL		0- 1		0- 0												
8- 7		1- 4		2- 1		CONFERENCE		4- 2		0- 0												
5- 2		0- 2		2- 0		HOME		2- 0		0- 0												
3- 4		1- 2		0- 1		AWAY		2- 1		0- 0												
0- 1		0- 0		0- 0		NEUTRAL		0- 1		0- 0												
RPI 1-25		RPI 26-50		Team's RPI: 28		RPI 51-100		RPI 101+														
RPI S	Opponent	Score		RPI S	Opponent	Score		RPI S	Opponent	Score		RPI S	Opponent	Score								
1	A Tennessee	66	86	26	H Arkansas	64	58	53	H Alabama	83	77	103	A Florida St.	78	74							
1	H Tennessee	64	88	31	A Georgi a	62	73	56	A Auburn	70	61	131	H Kentucky	81	59							
5	A Vanderbil t	62	51	31	H Georgia	73	64	56	N Auburn	57	70	140	H Oakl and	84	65							
8	H South Carol i na	59	69	33	N Wi sconsi n	49	61	60	A Mi ssi ssi ppi St.	63	83	159	A South Fl a.	90	66							
14	H Col orado	61	50	40	A Tul ane	51	57	90	H Kent St.	73	47	179	H Duquesne	80	51							
23	A LSU	59	84	47	N Crei ghton	78	67	95	N Southern	68	71	221	H Hi gh Poi nt	93	65							
25	N Bri gham Young	52	90						Cal i forni a			227	H El on	81	53							
									96	A Mi ssi ssi ppi	74	73	297	A Lamar	88	45						
									96	H Mi ssi ssi ppi	75	73										
LAST 10 Di v i sion I GAMES:																						
25	N Bri gham Young	52	90	131	H Kentucky	81	59															
56	N Auburn	57	70	96	A Mi ssi ssi ppi	74	73															
60	A Mi ssi ssi ppi St.	63	83	8	H South Carol i na	59	69															
26	H Arkansas	64	58	1	A Tennessee	66	86															
31	A Georgi a	62	73	31	H Georgi a	73	64															

Non-Div I Games:

Florida

Average RPI Win: 269		WON-LOST	WINNING	LAST 10	STRENGTH OF	OPP. STRENGTH	TEAM	ADJ.	CONF.	ADJ CONF.
Average RPI Loss: 187		RECORD	PCT. RANK	GAMES	SCHEDULE	OF SCHEDULE	RPI	RPI	RPI	RPI
DIV. I ONLY	11- 18	235	3- 7	312	291	288	290	29	29	
DIV. I NON-CONF.	4- 5	185	0- 0	243	237	216	216	29	29	
TOTALS	RPI 1-25	RPI 26-50	W-L RECORDS	RPI 51-100	RPI 150+					
11- 18	0- 1	0- 0	OVERALL	0- 2	10- 13					
6- 6	0- 0	0- 0	HOME	0- 0	5- 5					
3- 10	0- 1	0- 0	AWAY	0- 1	3- 7					
2- 2	0- 0	0- 0	NEUTRAL	0- 1	2- 1					
4- 5	0- 1	0- 0	NON-CONFERENCE	0- 2	4- 2					
2- 1	0- 0	0- 0	HOME	0- 0	2- 1					
1- 3	0- 1	0- 0	AWAY	0- 1	1- 1					
1- 1	0- 0	0- 0	NEUTRAL	0- 1	1- 0					
7- 13	0- 0	0- 0	CONFERENCE	0- 0	6- 11					
4- 5	0- 0	0- 0	HOME	0- 0	3- 4					
2- 7	0- 0	0- 0	AWAY	0- 0	2- 6					
1- 1	0- 0	0- 0	NEUTRAL	0- 0	1- 1					
RPI S	RPI 1-25	Score	RPI S	RPI 26-50	Score	RPI S	RPI 51-100	Score	RPI S	RPI 101+ Team's RPI: 290
8	A South Carolina	29 82				56	A Auburn	36 85	122	A Howard 65 91
						77	N Southern U.	36 53	122	H Howard 66 69
									132	H Norfolk St. 70 43
									159	H South Fla. 66 89
									163	N Grambling 89 86
									165	A Hampton 64 58
									176	A South Carolina St. 53 65
									176	H South Carolina St. 60 64
									176	N South Carolina St. 79 85
									183	A Coppin St. 52 78
									183	H Coppin St. 52 63
									222	A Alcorn St. 64 67
									266	A Bethune-Cookman 65 75
									266	H Bethune-Cookman 53 57
									278	A Md.-East. Shore 60 65
									278	H Md.-East. Shore 54 61
									295	A Delaware St. 43 45
									295	H Delaware St. 71 47
									295	N Delaware St. 67 64
									315	A N.C. A&T 53 54
									315	H N.C. A&T 58 55
									317	A Morgan St. 71 50
									317	H Morgan St. 60 53
									319	A Morris Brown 63 46
									319	H Morris Brown 92 70
									320	H Mississippi Val. 68 48
LAST 10 Division I GAMES:										
			176	N South Carolina St.	79 85		295	H Delaware St.	71 47	
			295	N Delaware St.	67 64		122	H Howard	66 69	
			266	H Bethune-Cookman	53 57		176	A South Carolina St.	53 65	
			317	A Morgan St.	71 50		315	A N.C. A&T	53 54	
			183	A Coppin St.	52 78		278	H Md.-East. Shore	54 61	

Florida A&M

Non-Div I Games:

Florida A&M

Loss,
Non-Conf, S Site,
H Home
A Away
N Neutral

Average RPI Win: 149		WON-LOST RECORD		WINNING PCT. RANK		LAST 10 GAMES		STRENGTH OF SCHEDULE		OPP. STRENGTH OF SCHEDULE		TEAM RPI		ADJ. RPI		CONF. RPI		ADJ CONF. RPI	
DIV. I ONLY		13- 15		183		2- 8		59		41		103		103		4		4	
DIV. I NON-CONF.		9- 2		24		0- 0		155		142		42		44		4		4	
TOTALS		RPI 1-25		RPI 26-50		W-L RECORDS		RPI 51-100		RPI 150+									
13- 15		0- 5		1- 3		OVERALL		3- 4		5- 0									
8- 6		0- 2		0- 2		HOME		2- 1		3- 0									
3- 8		0- 2		1- 1		AWAY		0- 3		1- 0									
2- 1		0- 1		0- 0		NEUTRAL		1- 0		1- 0									
9- 2		0- 0		1- 1		NON-CONFERENCE		2- 1		5- 0									
5- 1		0- 0		0- 1		HOME		1- 0		3- 0									
2- 1		0- 0		1- 0		AWAY		0- 1		1- 0									
2- 0		0- 0		0- 0		NEUTRAL		1- 0		1- 0									
4- 13		0- 5		0- 2		CONFERENCE		1- 3		0- 0									
3- 5		0- 2		0- 1		HOME		1- 1		0- 0									
1- 7		0- 2		0- 1		AWAY		0- 2		0- 0									
0- 1		0- 1		0- 0		NEUTRAL		0- 0		0- 0									
RPI 1-25		RPI 26-50		RPI 51-100		RPI 101+		Team's RPI: 103											
RPI S	Opponent	Score	RPI S	Opponent	Score	RPI S	Opponent	Score	RPI S	Opponent	Score								
4	A Duke	55 88	28	H Florida	74 78	56	A Auburn	59 71	105	A Georgi a Tech	87 78								
4	H Duke	80 102	39	A Vi rgi ni a	62 66	58	A Cl emson	70 74	105	H Georgi a Tech	56 73								
4	N Duke	66 82	39	H Vi rgi ni a	54 57	58	H Cl emson	43 56	114	H Austin Peay	89 65								
17	A North Carol ina	63 93	50	A Indi ana	62 61	63	A North Carol ina St.	60 64	123	A Wake Forest	73 77								
17	H North Carol ina	81 93				63	H North Carol ina St.	80 74	123	H Wake Forest	63 56								
						80	H St. Joseph' s	72 45	138	A Maryl and	50 62								
						100 N	St. Mary' s (Cal .)	78 57	138	H Maryl and	60 55								
									181	H UCF	78 42								
									197	N Dayton	63 60								
									235	H East Tenn. St.	99 66								
									240	A IUPUI	78 68								
									309	H Jacksonville	97 51								
LAST 10 Division I GAMES:																			
4	N Duke	66 82	138	H Maryl and	60 55														
39	H Vi rgi ni a	54 57	17	A North Carol ina	63 93														
4	A Duke	55 88	58	H Cl emson	43 56														
63	A North Carol ina St.	60 64	4	H Duke	80 102														
123	H Wake Forest	63 56	39	A Vi rgi ni a	62 66														

Non-Div I Games:

Florida St.

Loss,
Non-Conf, S Site,
H Home
A Away
N Neutral

Through Games of 2002 Final												
Average RPI Win: 254		WON-LOST	WINNING	LAST 10	STRENGTH OF	OPP. STRENGTH	TEAM	ADJ.	CONF.	ADJ CONF.		
Average RPI Loss: 119		RECORD	PCT. RANK	GAMES	SCHEDULE	OF SCHEDULE	RPI	RPI	RPI	RPI		
DIV. I ONLY		9- 20	260	1- 9			249	134	258	255	12	12
DIV. I NON-CONF.		5- 5	146	0- 0			282	235	222	222	11	11
<hr/>												
TOTALS		RPI 1-25		RPI 26-50	W-L RECORDS		RPI 51-100			RPI 150+		
9- 20		0- 2		0- 1	OVERALL		0- 6			9- 6		
7- 7		0- 1		0- 1	HOME		0- 2			7- 1		
2- 12		0- 1		0- 0	AWAY		0- 4			2- 4		
0- 1		0- 0		0- 0	NEUTRAL		0- 0			0- 1		
5- 5		0- 0		0- 1	NON-CONFERENCE		0- 2			5- 1		
4- 1		0- 0		0- 1	HOME		0- 0			4- 0		
1- 4		0- 0		0- 0	AWAY		0- 2			1- 1		
0- 0		0- 0		0- 0	NEUTRAL		0- 0			0- 0		
4- 15		0- 2		0- 0	CONFERENCE		0- 4			4- 5		
3- 6		0- 1		0- 0	HOME		0- 2			3- 1		
1- 8		0- 1		0- 0	AWAY		0- 2			1- 3		
0- 1		0- 0		0- 0	NEUTRAL		0- 0			0- 1		
<hr/>												
RPI 1-25		RPI 26-50		RPI 51-100		RPI 101+		Team's RPI: 255				
RPI S	Opponent	Score	RPI S	Opponent	Score	RPI S	Opponent	Score	RPI S	Opponent	Score	
22	A Loui si ana Tech	35 70	48	H Santa Cl ara	65 75	52	A Ri ce	58 76	116	A Tul sa	54 66	
22	H Loui si ana Tech	50 74				52	H Ri ce	64 76	116	H Tul sa	49 72	
						55	A Hawai i	53 69	128	A San Jose St.	62 77	
						55	H Hawai i	47 66	128	H San Jose St.	48 65	
						93	A San Franci sco	67 69	130	A Bradl ey	62 80	
						100	A St. Mary' s (Cal .)	66 68	151	A Northern Ari z.	73 68	
									164	A Southern Methodi st	64 68	
									164	H Southern Methodi st	70 63	
									185	A Nevada	54 72	
									185	H Nevada	68 56	
									220	A Boi se St.	50 63	
									220	H Boi se St.	76 79	
									220	N Boi se St.	54 66	
									244	A Cal i forni a	55 62	
									274	H Southern Utah	76 66	
									295	H Del aware St.	71 49	
									302	A UTEP	78 62	
									302	H UTEP	93 63	
									306	H Cal St. Northrid ge	71 65	
									311	H Cal St. Full erton	75 65	
<hr/>												
LAST 10 Div sion I GAMES:												
220	N Boi se St.	54 66	220	A Boi se St.	50 63							
164	A Southern Methodi st	64 68	302	A UTEP	78 62							
22	A Loui si ana Tech	35 70	185	A Nevada	54 72							
128	H San Jose St.	48 65	52	H Ri ce	64 76							
55	H Hawai i	47 66	116	H Tul sa	49 72							

Non-Di v I Games:

Fresno St.

Loss,
Non-Conf, S Site,
H Home
A Away
N Neutral

Average RPI Win: 173
Average RPI Loss: 120

WON-LOST
RECORD

WINNING
PCT. RANK

LAST 10
GAMES

STRENGTH OF
SCHEDULE

OPP. STRENGTH
OF SCHEDULE

TEAM
RPI

ADJ.
RPI

CONF.
RPI

ADJ CONF.
RPI

DIV. I ONLY	17- 12	103	6- 4	92	142	94	97	15	15
DIV. I NON-CONF.	5- 4	113	0- 0	91	122	95	95	16	16

TOTALS	RPI 1-25	RPI 26-50	W-L RECORDS	RPI 51-100	RPI 150+
17- 12	0- 1	0- 1	OVERALL	3- 4	11- 5
9- 4	0- 0	0- 0	HOME	2- 2	5- 2
6- 6	0- 1	0- 0	AWAY	1- 1	5- 3
2- 2	0- 0	0- 1	NEUTRAL	0- 1	1- 0
5- 4	0- 1	0- 1	NON-CONFERENCE	1- 1	3- 1
2- 2	0- 0	0- 0	HOME	1- 1	0- 1
2- 1	0- 1	0- 0	AWAY	0- 0	2- 0
1- 1	0- 0	0- 1	NEUTRAL	0- 0	1- 0
12- 8	0- 0	0- 0	CONFERENCE	2- 3	8- 4
7- 2	0- 0	0- 0	HOME	1- 1	5- 1
4- 5	0- 0	0- 0	AWAY	1- 1	3- 3
1- 1	0- 0	0- 0	NEUTRAL	0- 1	0- 0

RPI S	Opponent	Score
8 A	South Carolina	74 94

RPI S	Opponent	Score
37 N	Pepperdine	57 89

RPI S	Opponent	Score
56 H	Auburn	62 80
58 H	Cl emson	59 57
66 A	UNC Greensboro	64 73
66 H	UNC Greensboro	57 66
66 N	UNC Greensboro	62 71
70 A	Chattanooga	68 62
70 H	Chattanooga	62 51

RPI S	Opponent	Score
118 H	Charlotte	58 57
137 A	Western Caro.	58 66
137 H	Western Caro.	72 47
137 N	Western Caro.	72 58
157 A	Wofford	71 75
157 H	Wofford	81 72
162 A	Ga. Southern	85 83
162 H	Ga. Southern	57 62
188 N	Oral Roberts	60 58
200 A	Col. of Charleston	71 57
200 H	Col. of Charleston	70 61
221 H	High Point	80 84
226 A	Davi dson	79 80
226 H	Davi dson	85 74
234 A	Appal achi an St.	78 82
234 H	Appal achi an St.	71 57
235 A	East Tenn. St.	66 54
235 H	East Tenn. St.	67 64
251 A	Ohio	103 89
270 A	Coastal Caro.	81 51

LAST 10 Division I GAMES:

66 N	UNC Greensboro	62 71	70 A	Chattanooga	68 62
137 N	Western Caro.	72 58	157 H	Wofford	81 72
200 A	Col. of Charleston	71 57	226 H	Davi dson	85 74
235 A	East Tenn. St.	66 54	234 A	Appal achi an St.	78 82
162 H	Ga. Southern	57 62	66 H	UNC Greensboro	57 66

Non-Div I Games:

Furman

Loss, Non-Conf, S Site, H Home A Away N Neutral

Average RPI Win:	186	WON-LOST	WINNING	LAST 10	STRENGTH OF	OPP. STRENGTH	TEAM	ADJ.	CONF.	ADJ CONF.
Average RPI Loss:	130	RECORD	PCT. RANK	GAMES	SCHEDULE	OF SCHEDULE	RPI	RPI	RPI	RPI

DIV. I ONLY	12- 14	191	5- 5	118	156	163	162	15	15
DIV. I NON-CONF.	2- 5	249	0- 0	143	153	212	212	16	16

TOTALS	RPI 1-25	RPI 26-50	W-L RECORDS	RPI 51-100	RPI 150+
12- 14	0- 0	0- 1	OVERALL	2- 4	10- 5
7- 4	0- 0	0- 1	HOME	1- 2	6- 0
5- 7	0- 0	0- 0	AWAY	1- 2	4- 3
0- 3	0- 0	0- 0	NEUTRAL	0- 0	0- 2
2- 5	0- 0	0- 1	NON-CONFERENCE	0- 0	2- 2
1- 1	0- 0	0- 1	HOME	0- 0	1- 0
1- 2	0- 0	0- 0	AWAY	0- 0	1- 1
0- 2	0- 0	0- 0	NEUTRAL	0- 0	0- 1
10- 9	0- 0	0- 0	CONFERENCE	2- 4	8- 3
6- 3	0- 0	0- 0	HOME	1- 2	5- 0
4- 5	0- 0	0- 0	AWAY	1- 2	3- 2
0- 1	0- 0	0- 0	NEUTRAL	0- 0	0- 1

RPI S	Opponent	Score	RPI S	Opponent	Score	RPI S	Opponent	Score	RPI S	Opponent	Score
			31	H Georgi a	54 73	66	A UNC Greensboro	57 75	108	A Boston U.	55 70
						66	H UNC Greensboro	73 72	115	N Mai ne	54 71
						70	A Chattanooga	67 71	137	A Western Caro.	75 83
						70	H Chattanooga	67 79	137	H Western Caro.	56 59
						97	A Furman	62 57	157	A Wofford	80 63
						97	H Furman	83 85	157	H Wofford	89 69
									157	N Wofford	63 73
									164	N Southern Methodi st	53 56
									176	H South Carolina St.	76 66
									200	A Col. of Charleston	68 79
									200	H Col. of Charleston	67 57
									209	A Stetson	64 52
									226	A Davi dson	57 69
									226	H Davi dson	87 81
									234	A Appal achi an St.	91 75
									234	H Appal achi an St.	82 61
									235	A East Tenn. St.	75 71
									235	H East Tenn. St.	84 80
									245	A Charleston So.	61 86
LAST 10 Division I GAMES:											
			157	N Wofford	63 73	137	A Western Caro.	75 83			
			157	H Wofford	89 69	200	A Col. of Charleston	68 79			
			226	A Davi dson	57 69	235	H East Tenn. St.	84 80			
			97	A Furman	62 57	234	H Appal achi an St.	82 61			
			66	H UNC Greensboro	73 72	70	A Chattanooga	67 71			

Non-Div I Games: Savannah St. 94 55

Ga. Southern

■ Loss,
 ■ Non-Conf,
 ■ S Site,
 ■ H Home
 ■ A Away
 N Neutral

Average RPI Win: 189		WON-LOST RECORD	WINNING PCT. RANK	LAST 10 GAMES	STRENGTH OF SCHEDULE	OPP. STRENGTH OF SCHEDULE	TEAM RPI	ADJ. RPI	CONF. RPI	ADJ CONF. RPI
Average RPI Loss: 91										
DIV. I ONLY		17- 14	128	6- 4	110	121	113	111	14	14
DIV. I NON-CONF.		6- 5	123	0- 0	138	88	123	121	15	15
<hr/>										
TOTALS		RPI 1-25		RPI 26-50	W-L RECORDS		RPI 51-100		RPI 150+	
17- 14		0- 4		0- 0	OVERALL		2- 3		11- 3	
10- 5		0- 1		0- 0	HOME		2- 1		6- 1	
5- 8		0- 3		0- 0	AWAY		0- 1		4- 2	
2- 1		0- 0		0- 0	NEUTRAL		0- 1		1- 0	
6- 5		0- 1		0- 0	NON-CONFERENCE		2- 1		3- 1	
4- 2		0- 0		0- 0	HOME		2- 0		1- 1	
1- 2		0- 1		0- 0	AWAY		0- 0		1- 0	
1- 1		0- 0		0- 0	NEUTRAL		0- 1		1- 0	
11- 9		0- 3		0- 0	CONFERENCE		0- 2		8- 2	
6- 3		0- 1		0- 0	HOME		0- 1		5- 0	
4- 6		0- 2		0- 0	AWAY		0- 1		3- 2	
1- 0		0- 0		0- 0	NEUTRAL		0- 0		0- 0	
<hr/>										
RPI 1-25		RPI 26-50		RPI 51-100		RPI 101+ Team's RPI: 111				
RPI S	Opponent	Score	RPI S	Opponent	Score	RPI S	Opponent	Score		
12	A Old Domi ni on	31 69				64	A Del aware	56 69		
12	A Old Domi ni on	63 68				64	H Del aware	62 72		
12	H Old Domi ni on	51 71				68	H George Washi ngton	70 67		
17	A North Caroli na	59 77				70	H Chattanooga	91 84		
						99	N Loyol a Marymount	52 63		

Non-Di v I Games:

George Mason

Loss,
Non-Conf, S Site,
H Home
A Away
N Neutral

Average RPI Win: 156
Average RPI Loss: 91

WON-LOST
RECORD

WINNING
PCT. RANK

LAST 10
GAMES

STRENGTH OF
SCHEDULE

OPP. STRENGTH
OF SCHEDULE

TEAM
RPI

ADJ.
RPI

CONF.
RPI

ADJ CONF.
RPI

DIV. I ONLY
DIV. I NON-CONF.

21- 9
6- 7

51
168

7- 3
1- 1

127
43

79
8

66
81

68
83

16
12

16
12

TOTALS

RPI 1-25

RPI 26-50

W-L RECORDS

RPI 51-100

RPI 150+

21- 9

0- 1

0- 2

OVERALL

5- 2

13- 3

12- 2

0- 1

0- 0

HOME

4- 0

6- 1

7- 6

0- 0

0- 2

AWAY

0- 2

7- 1

2- 1

0- 0

0- 0

NEUTRAL

1- 0

0- 1

6- 7

0- 1

0- 2

NON-CONFERENCE

3- 2

0- 1

4- 2

0- 1

0- 0

HOME

2- 0

0- 1

0- 5

0- 0

0- 2

AWAY

0- 2

0- 0

2- 0

0- 0

0- 0

NEUTRAL

1- 0

0- 0

15- 2

0- 0

0- 0

CONFERENCE

2- 0

13- 2

8- 0

0- 0

0- 0

HOME

2- 0

6- 0

7- 1

0- 0

0- 0

AWAY

0- 0

7- 1

0- 1

0- 0

0- 0

NEUTRAL

0- 0

0- 1

RPI 1-25

RPI S Opponent Score
1 H Tennessee 57 88

RPI 26-50

RPI S Opponent Score
27 A Virginia Tech 52 68
37 A Pepperdine 72 74

RPI 51-100

Team's RPI: 68

RPI S Opponent Score
52 A Rice 54 67
59 N Oklahoma St. 60 58
63 A North Carolina St. 54 62
64 H Delaware 78 71
80 H St. Joseph's 68 62
81 H Temple 54 53
86 H DePaul 74 61

RPI 101+

RPI S Opponent Score
107 H Rutgers 58 54
111 A George Mason 67 70
115 N Maine 59 47
133 H Hartford 70 61
152 A St. Bonaventure 63 60
161 A Richmond 85 80
161 H Richmond 88 87
171 H Georgetown 57 78
172 A Rhode Island 82 56
175 A Xavier 81 59
175 H Xavier 61 58
175 N Xavier 64 67
179 A Duquesne 74 59
179 H Duquesne 63 59
180 A Massachusetts 53 62
197 A Dayton 80 57
197 H Dayton 63 56
239 H Fordham 67 53
284 A La Salle 87 61
284 H La Salle 67 50

LAST 10 Division I GAMES:

27 A Virginia Tech 52 68 175 H Xavier 61 58
64 H Delaware 78 71 197 H Dayton 63 56
175 N Xavier 64 67 161 A Richmond 85 80
180 A Massachusetts 53 62 179 H Duquesne 63 59
172 A Rhode Island 82 56 284 A La Salle 87 61

George Washington

George Washington

Non-Div I Games:

George Washington

Loss, Non-Conf, S Site, H Home A Away N Neutral

Average RPI Win: 208		WON-LOST	WINNING	LAST 10	STRENGTH OF	OPP. STRENGTH	TEAM	ADJ.	CONF.	ADJ CONF.
Average RPI Loss: 76		RECORD	PCT. RANK	GAMES	SCHEDULE	OF SCHEDULE	RPI	RPI	RPI	RPI
DIV. I ONLY	12- 16	204	2- 8	136	71	170	171	5	5	
DIV. I NON-CONF.	8- 3	46	0- 0	142	187	71	72	5	5	
TOTALS	RPI 1-25	RPI 26-50	W-L RECORDS	RPI 51-100	RPI 150+					
12- 16	0- 2	0- 5	OVERALL	1- 3	9- 2					
4- 9	0- 2	0- 3	HOME	0- 1	4- 2					
7- 6	0- 0	0- 2	AWAY	1- 1	4- 0					
1- 1	0- 0	0- 0	NEUTRAL	0- 1	1- 0					
8- 3	0- 1	0- 0	NON-CONFERENCE	1- 1	6- 1					
3- 2	0- 1	0- 0	HOME	0- 0	3- 1					
4- 1	0- 0	0- 0	AWAY	1- 1	2- 0					
1- 0	0- 0	0- 0	NEUTRAL	0- 0	1- 0					
4- 13	0- 1	0- 5	CONFERENCE	0- 2	3- 1					
1- 7	0- 1	0- 3	HOME	0- 1	1- 1					
3- 5	0- 0	0- 2	AWAY	0- 0	2- 0					
0- 1	0- 0	0- 0	NEUTRAL	0- 1	0- 0					
RPI S Opponent Score	RPI 1-25	RPI S Opponent Score	RPI 26-50	RPI S Opponent Score	RPI 51-100	RPI S Opponent Score	RPI 101+ Team's RPI: 171			
2 H Connecticut 41 85		27 H Virginia Tech 64 71		68 A George Washington 78 57		104 A Providence 55 59				
4 H Duke 54 89		29 H Notre Dame 66 86		76 H Miami (Fla.) 56 64		106 A Seton Hall 64 73				
		30 A Boston College 62 75		76 N Miami (Fla.) 52 69		106 H Seton Hall 45 64				
		36 H Villanova 46 59		80 A St. Joseph's 51 89		107 A Rutgers 67 57				
		43 A Syracuse 61 89				111 A George Mason 64 59				
						148 A West Virginia 70 71				
						158 H Fairfield 58 67				
						191 A Pittsburgh 73 56				
						191 H Pittsburgh 61 63				
						193 N Kansas 70 57				
						223 A Colgate 83 69				
						246 A American 79 56				
						247 H UMBC 69 47				
						249 H Fairleigh Dickinson 69 42				
						283 A St. John's (N.Y.) 60 53				
						283 H St. John's (N.Y.) 63 54				
						289 H Rider 77 64				
LAST 10 Division I GAMES:										
		76 N Miami (Fla.) 52 69		76 H Miami (Fla.) 56 64						
		106 A Seton Hall 64 73		148 A West Virginia 70 71						
		29 H Notre Dame 66 86		30 A Boston College 62 75						
		36 H Villanova 46 59		106 H Seton Hall 45 64						
		283 A St. John's (N.Y.) 60 53		283 H St. John's (N.Y.) 63 54						

Non-Div I Games:

Georgetown

Average RPI Win: 111		WON-LOST RECORD		WINNING PCT. RANK		LAST 10 GAMES		STRENGTH OF SCHEDULE		OPP. STRENGTH OF SCHEDULE		TEAM RPI		ADJ. RPI		CONF. RPI		ADJ CONF. RPI	
23																			
DIV. I ONLY		19- 11		72		5- 5		22		15		26		31		1		1	
DIV. I NON-CONF.		12- 2		11		1- 1		104		82		24		25		1		1	
TOTALS		RPI 1-25		RPI 26-50		W-L RECORDS		RPI 51-100		RPI 150+									
19- 11		1- 6		2- 3		OVERALL		6- 2		4- 0									
9- 4		1- 3		1- 0		HOME		2- 1		2- 0									
7- 5		0- 1		0- 3		AWAY		3- 1		2- 0									
3- 2		0- 2		1- 0		NEUTRAL		1- 0		0- 0									
12- 2		0- 1		1- 1		NON-CONFERENCE		2- 0		4- 0									
6- 0		0- 0		0- 0		HOME		1- 0		2- 0									
4- 1		0- 0		0- 1		AWAY		1- 0		2- 0									
2- 1		0- 1		1- 0		NEUTRAL		0- 0		0- 0									
7- 9		1- 5		1- 2		CONFERENCE		4- 2		0- 0									
3- 4		1- 3		1- 0		HOME		1- 1		0- 0									
3- 4		0- 1		0- 2		AWAY		2- 1		0- 0									
1- 1		0- 1		0- 0		NEUTRAL		1- 0		0- 0									
RPI 1-25				RPI 26-50		Team's RPI: 31		RPI 51-100				RPI 101+							
RPI S	Opponent	Score		RPI S	Opponent	Score		RPI S	Opponent	Score		RPI S	Opponent	Score					
1	H Tennessee	50	52	26	A Arkansas	45	66	53	H Alabama	73	62	105	N Georgi a Tech	69	52				
1	N Tennessee	67	81	28	A Flori da	64	73	53	N Al abama	64	60	109	H Georgi a St.	77	67				
5	H Vanderbil t	47	64	28	H Flori da	73	62	56	A Auburn	60	49	115	H Mai ne	88	57				
8	A South Caroli na	59	64	45	A Mi chi gan St.	49	70	60	A Mi ssi ssi ppi St.	82	84	126	H Mi ddl e Tenn.	77	72				
8	H South Caroli na	64	71	46	N UNLV	77	62	60	H Mi ssi ssi ppi St.	71	72	131	A Kentucky	76	50				
12	N Ol d Domi ni on	54	68					63	A North Caroli na St.	68	63	140	A Oakl and	72	51				
23	H LSU	72	56					82	H Western Ky.	76	58	155	H Va. Commonweal th	83	70				
								96	A Mi ssi ssi ppi	79	69	162	A Ga. Southern	73	54				
												244	A Cal i forni a	54	48				
												319	H Morris Brown	105	36				
LAST 10 Division I GAMES:																			
12	N Ol d Domi ni on	54	68	82	H Western Ky.	76	58												
1	N Tennessee	67	81	28	H Flori da	73	62												
53	N Al abama	64	60	1	H Tennessee	50	52												
26	A Arkansas	45	66	8	A South Caroli na	59	64												
53	H Al abama	73	62	131	A Kentucky	76	50												

Non-Div I Games:

Georgia

■ Loss,
 ■ Non-Conf, S Site,
 ■ Home
 ■ Away
 N Neutral

Georgia St.																					
Average RPI Win:		228		WON-LOST		WINNING		LAST 10		STRENGTH OF		OPP. STRENGTH		TEAM		ADJ.		CONF.		ADJ. CONF.	
Average RPI Loss:		128		RECORD		PCT. RANK		GAMES		SCHEDULE		OF SCHEDULE		RPI		RPI		RPI		RPI	
DIV. I ONLY		21- 10		59		8- 2				202		222		109		109		24		24	
DIV. I NON-CONF.		4- 4		146		0- 1				64		68		90		90		24		24	

TOTALS		RPI 1-25				RPI 26-50				W-L RECORDS		RPI 51-100						RPI 150+			
21- 10		0- 2				0- 1				OVERALL		0- 0						19- 6			
10- 3		0- 0				0- 0				HOME		0- 0						8- 2			
8- 6		0- 1				0- 1				AWAY		0- 0						8- 4			
3- 1		0- 1				0- 0				NEUTRAL		0- 0						3- 0			
4- 4		0- 2				0- 1				NON-CONFERENCE		0- 0						2- 0			
2- 1		0- 0				0- 0				HOME		0- 0						0- 0			
1- 2		0- 1				0- 1				AWAY		0- 0						1- 0			
1- 1		0- 1				0- 0				NEUTRAL		0- 0						1- 0			
17- 6		0- 0				0- 0				CONFERENCE		0- 0						17- 6			
8- 2		0- 0				0- 0				HOME		0- 0						8- 2			
7- 4		0- 0				0- 0				AWAY		0- 0						7- 4			
2- 0		0- 0				0- 0				NEUTRAL		0- 0						2- 0			

RPI 1-25				RPI 26-50				RPI 51-100				RPI 101+		Team's RPI: 109							
RPI S	Opponent	Score		RPI S	Opponent	Score		RPI S	Opponent	Score		RPI S	Opponent	Score							
1	A Tennessee	68	98	31	A Georgi a	67	77					105	H Georgi a Tech	68	71						
9	N Kansas St.	79	93									136	H Al abama St.	76	58						
												149	H Stony Brook	86	70						
												153	A Fl a. Atlantic c	79	75						
												153	H Fl a. Atlantic c	66	76						
												153	N Fl a. Atlantic c	64	63						
												178	A Bel mont	85	87						
												178	H Bel mont	69	47						
												181	A UCF	50	54						
												181	H UCF	71	67						
												206	A Mercer	73	77						
												206	H Mercer	63	68						
												209	A Stetson	70	75						
												209	H Stetson	73	59						
												209	N Stetson	63	53						
												218	A Campbel l	58	56						
												218	H Campbel l	67	58						
												224	A Troy St.	72	59						
												224	A Troy St.	74	56						
												224	H Troy St.	68	63						
												246	N Ameri can	87	81						
												259	A Jacksonville St.	61	47						
												259	H Jacksonville St.	65	61						
												305	A Samford	72	52						
												305	H Samford	79	45						
												309	A Jacksonville	67	50						
												309	H Jacksonville	90	60						
												319	A Morri s Brown	87	55						
				LAST 10 Div				sion I GAMES:													
				1	A Tennessee	68	98	305	A Samford	72	52	305	H Samford	79	45						
				153	N Fl a. Atlantic c	64	63	305	H Samford	79	45	309	A Jacksonville	67	50						
				209	N Stetson	63	53	259	H Jacksonville St.	65	61	309	H Jacksonville	90	60						
				224	A Troy St.	74	56	309	A Jacksonville	67	50	319	A Morri s Brown	87	55						
				178	H Bel mont	69	47	209	A Stetson	70	75										

Non-Div l Games:

Georgi a St.

Loss, Non-Conf, S Site, H Home A Away N Neutral

Average RPI Win: 157

Average RPI Loss: 56

WON-LOST
RECORDWINNING
PCT. RANKLAST 10
GAMESSTRENGTH OF
SCHEDULEOPP. STRENGTH
OF SCHEDULETEAM
RPIADJ.
RPICONF.
RPIADJ CONF.
RPI

DIV. I ONLY

15- 14

150

2- 8

89

48

104

105

4

4

DIV. I NON-CONF.

8- 4

59

1- 1

209

174

120

122

4

4

TOTALS

RPI 1-25

RPI 26-50

W-L RECORDS

RPI 51-100

RPI 150+

15- 14

1- 4

1- 3

OVERALL

2- 4

7- 0

8- 6

0- 3

1- 0

HOME

2- 1

4- 0

6- 5

1- 1

0- 1

AWAY

0- 2

2- 0

1- 3

0- 0

0- 2

NEUTRAL

0- 1

1- 0

8- 4

0- 1

0- 1

NON-CONFERENCE

0- 2

7- 0

4- 2

0- 1

0- 0

HOME

0- 1

4- 0

3- 0

0- 0

0- 0

AWAY

0- 0

2- 0

1- 2

0- 0

0- 1

NEUTRAL

0- 1

1- 0

7- 10

1- 3

1- 2

CONFERENCE

2- 2

0- 0

4- 4

0- 2

1- 0

HOME

2- 0

0- 0

3- 5

1- 1

0- 1

AWAY

0- 2

0- 0

0- 1

0- 0

0- 1

NEUTRAL

0- 0

0- 0

RPI 1-25

RPI S Opponent

Score

RPI 26-50

RPI S Opponent

Score

RPI 51-100

RPI S Opponent

Score

RPI 101+

Team's RPI: 105

RPI S Opponent

Score

4	A	Duke	50	86
4	H	Duke	60	76
9	H	Kansas St.	70	74
17	A	North Carolina	81	62
17	H	North Carolina	62	71

31	N	Georgia	52	69
39	A	Virginia	79	85
39	H	Virginia	92	61
39	N	Virginia	58	60

58	A	Cl emson	65	68
58	H	Cl emson	83	78
63	A	North Carolina St.	63	75
63	H	North Carolina St.	69	57
76	H	Miami (Fl a.)	64	73
77	N	Southern U.	47	56

103	A	Florida St.	73	56
103	H	Florida St.	78	87
109	A	Georgia St.	71	68
123	A	Wake Forest	65	56
123	H	Wake Forest	61	64
138	A	Maryl and	70	81
138	H	Maryl and	61	58
170	A	Long Isl and	80	49
174	N	Arkansas St.	77	52
238	H	Eastern Wash.	91	36
239	A	Fordham	51	49
245	H	Charleston So.	79	52
316	H	UNC Asheville	88	56
319	H	Morri s Brown	111	40

LAST 10 Division I GAMES:

76	H	Miami (Fl a.)	64	73	138	A	Maryl and	70	81
39	N	Virginia	58	60	39	A	Virginia	79	85
319	H	Morri s Brown	111	40	63	H	North Carolina St.	69	57
58	A	Cl emson	65	68	123	H	Wake Forest	61	64
17	H	North Carolina	62	71	4	A	Duke	50	86

Georgia Tech

Georgia Tech

Non-Div I Games:

Georgia Tech

Loss, Non-Conf, S Site, H Home A Away N Neutral

Average RPI Win: 226
Average RPI Loss: 111

WON-LOST
RECORD

WINNING
PCT. RANK

LAST 10
GAMES

STRENGTH OF
SCHEDULE

OPP. STRENGTH
OF SCHEDULE

TEAM
RPI

ADJ.
RPI

CONF.
RPI

ADJ CONF.
RPI

DIV. I ONLY
DIV. I NON-CONF.

8- 18
6- 5

264
123

1- 9
0- 0

175
306

127
274

233
230

230
232

9
10

9
10

TOTALS

RPI 1-25

RPI 26-50

W-L RECORDS

RPI 51-100

RPI 150+

8- 18

0- 0

0- 6

OVERALL

0- 6

6- 4

2- 8

0- 0

0- 2

HOME

0- 3

1- 1

6- 7

0- 0

0- 2

AWAY

0- 3

5- 2

0- 3

0- 0

0- 2

NEUTRAL

0- 0

0- 1

6- 5

0- 0

0- 1

NON-CONFERENCE

0- 0

5- 3

2- 1

0- 0

0- 0

HOME

0- 0

1- 0

4- 2

0- 0

0- 0

AWAY

0- 0

4- 2

0- 2

0- 0

0- 1

NEUTRAL

0- 0

0- 1

2- 13

0- 0

0- 5

CONFERENCE

0- 6

1- 1

0- 7

0- 0

0- 2

HOME

0- 3

0- 1

2- 5

0- 0

0- 2

AWAY

0- 3

1- 0

0- 1

0- 0

0- 1

NEUTRAL

0- 0

0- 0

RPI 1-25

RPI 26-50

RPI 51-100

RPI 101+

Team's RPI: 230

RPI S Opponent Score

RPI S Opponent Score

RPI S Opponent Score

RPI S Opponent Score

32 N Iowa 73 90
37 A Pepperdi ne 66 73
37 H Pepperdi ne 69 77
37 N Pepperdi ne 64 68
48 A Santa Clara 69 99
48 H Santa Clara 75 81

93 A San Franci sco 58 73
93 H San Franci sco 67 72
99 A Loyol a Marymount 49 63
99 H Loyol a Marymount 74 76
100 A St. Mary' s (Cal .) 49 69
100 H St. Mary' s (Cal .) 64 73

146 A Portland 71 65
146 H Portland 59 62
147 H Montana 57 50
150 H Paci fi c (Cal .) 85 86
173 A San Di ego 75 65
173 H San Di ego 48 63
207 N New Mexi co St. 71 78
219 A UC Ri versi de 75 64
220 A Boi se St. 59 71
238 A Eastern Wash. 69 64
265 A Idaho St. 83 68
280 A Washington St. 72 80
310 A Sacramento St. 89 55
311 H Cal St. Fullerton 89 48

LAST 10 Division I GAMES:

37 N Pepperdi ne 64 68
93 H San Franci sco 67 72
100 H St. Mary' s (Cal .) 64 73
37 A Pepperdi ne 66 73
99 A Loyol a Marymount 49 63

48 H Santa Clara 75 81
173 H San Di ego 48 63
146 A Portland 71 65
146 H Portland 59 62
100 A St. Mary' s (Cal .) 49 69

Non-Div I Games: Al as. Anchorage 98 45

St. Martin' s 79 51

Whi tworth 65 54

Gonzaga

Loss, Non-Conf, S Site, H Home A Away N Neutral

Average RPI Win: 238
Average RPI Loss: 130

WON-LOST
RECORD

WINNING
PCT. RANK

LAST 10
GAMES

STRENGTH OF
SCHEDULE

OPP. STRENGTH
OF SCHEDULE

TEAM
RPI

ADJ.
RPI

CONF.
RPI

ADJ CONF.
RPI

DIV. I ONLY	17- 14	128	6- 4	185	237	164	165	29	29
DIV. I NON-CONF.	3- 7	245	0- 0	101	94	184	182	29	29

TOTALS	RPI 1-25	RPI 26-50	W-L RECORDS	RPI 51-100	RPI 150+
17- 14	0- 0	0- 3	OVERALL	0- 1	14- 4
6- 5	0- 0	0- 1	HOME	0- 1	5- 2
6- 5	0- 0	0- 1	AWAY	0- 0	6- 2
5- 4	0- 0	0- 1	NEUTRAL	0- 0	3- 0
3- 7	0- 0	0- 3	NON-CONFERENCE	0- 1	2- 1
0- 2	0- 0	0- 1	HOME	0- 1	0- 0
0- 2	0- 0	0- 1	AWAY	0- 0	0- 1
3- 3	0- 0	0- 1	NEUTRAL	0- 0	2- 0
14- 7	0- 0	0- 0	CONFERENCE	0- 0	12- 3
6- 3	0- 0	0- 0	HOME	0- 0	5- 2
6- 3	0- 0	0- 0	AWAY	0- 0	6- 1
2- 1	0- 0	0- 0	NEUTRAL	0- 0	1- 0

RPI S	RPI 1-25	Opponent	Score	RPI S	RPI 26-50	Opponent	Score	RPI S	RPI 51-100	Opponent	Score	RPI S	RPI 101+	Team's RPI: 165	Score
				27	A	Vi rgi ni a Tech	43 83	98	H	Li berty	60 71	122	A	Howard	79 84
				39	H	Vi rgi ni a	48 51					122	H	Howard	70 71
				40	N	Tul ane	75 82					122	N	Howard	66 60
												132	A	Norfol k St.	48 59
												132	H	Norfol k St.	67 64
												132	N	Norfol k St.	52 61
												136	N	Al abama St.	75 80
												145	N	Northern Iowa	67 61
												149	N	Stony Brook	65 81
												176	A	South Carolina St.	64 68
												176	H	South Carolina St.	64 79
												183	A	Coppi n St.	72 61
												183	H	Coppi n St.	73 47
												183	N	Coppi n St.	60 52
												184	A	Southern Mi ss.	53 55
												193	N	Kansas	67 63
												227	N	El on	78 73
												266	A	Bethune-Cookman	67 65
												278	A	Md. -East. Shore	84 51
												278	H	Md. -East. Shore	79 49
												290	H	Fl ori da A&M	58 64
												295	A	Del aware St.	49 40
												295	H	Del aware St.	76 45
												315	A	N. C. A&T	47 43
												315	H	N. C. A&T	77 57
												317	A	Morgan St.	69 67
												317	H	Morgan St.	75 44
LAST 10 Div sion I GAMES:															
				132	N	Norfol k St.	52 61			295	A	Del aware St.	49 40		
				122	N	Howard	66 60			315	H	N. C. A&T	77 57		
				183	N	Coppi n St.	60 52			176	H	South Carolina St.	64 79		
				132	A	Norfol k St.	48 59			278	A	Md. -East. Shore	84 51		
				122	A	Howard	79 84			132	H	Norfol k St.	67 64		

Hampton

Hampton

Non-Di v I Games:

Hampton

Loss, Non-Conf, S Site, H Home A Away N Neutral

Average RPI Win: 186		WON-LOST RECORD		WINNING PCT. RANK		LAST 10 GAMES		STRENGTH OF SCHEDULE		OPP. STRENGTH OF SCHEDULE		TEAM RPI		ADJ. RPI		CONF. RPI		ADJ CONF. RPI		
DIV. I ONLY		16- 15		157		7- 3		107		149		130		133		13		13		
DIV. I NON-CONF.		4- 8		224		0- 1		174		215		214		217		14		14		
TOTALS		RPI 1-25		RPI 26-50		W-L RECORDS		RPI 51-100		RPI 150+										
16- 15		0- 1		0- 0		OVERALL		2- 4		8- 3										
10- 4		0- 0		0- 0		HOME		1- 1		4- 1										
5- 9		0- 1		0- 0		AWAY		1- 2		3- 1										
1- 2		0- 0		0- 0		NEUTRAL		0- 1		1- 1										
4- 8		0- 1		0- 0		NON-CONFERENCE		0- 3		4- 3										
2- 1		0- 0		0- 0		HOME		0- 0		2- 1										
1- 5		0- 1		0- 0		AWAY		0- 2		1- 1										
1- 2		0- 0		0- 0		NEUTRAL		0- 1		1- 1										
12- 7		0- 0		0- 0		CONFERENCE		2- 1		4- 0										
8- 3		0- 0		0- 0		HOME		1- 1		2- 0										
4- 4		0- 0		0- 0		AWAY		1- 0		2- 0										
0- 0		0- 0		0- 0		NEUTRAL		0- 0		0- 0										
RPI 1-25		RPI 26-50		RPI 51-100		Team's RPI: 133														
RPI S	Opponent	Score		RPI S	Opponent	Score		RPI S	Opponent	Score		RPI S	Opponent	Score						
3	A Okl ahoma	52 84						54	A Vermont	66 63		108	A Boston U.	58 66						
								54	H Vermont	57 65		108	H Boston U.	41 50						
								54	H Vermont	60 59		111	A George Mason	68 79						
								58	N Cl emson	46 60		112	A Bi nghamton	72 78						
								68	A George Washi ngton	61 70		112	H Bi nghamton	55 49						
								79	A Hol y Cross	62 76		115	A Mai ne	72 58						
												115	H Mai ne	49 58						
												115	H Mai ne	59 55						
												134	A New Hampshi re	67 79						
												134	H New Hampshi re	69 41						
												149	A Stony Brook	66 75						
												149	H Stony Brook	56 46						
												149	H Stony Brook	50 47						
												172	H Rhode Isl and	62 59						
												215	A Yale	47 48						
												217	H Dartmouth	73 79						
												232	A Northeastern	69 59						
												232	H Northeastern	78 58						
												238	N Eastern Wash.	50 67						
												249	H Fai rlei gh Di cki nson	66 49						
												298	A Al bany (N. Y.)	74 68						
												298	H Al bany (N. Y.)	71 36						
												303	A Central Conn. St.	61 36						
												316	N UNC Asheville	89 51						
LAST 10 Div				sion I GAMES:																
				3	A Okl ahoma	52 84		54	H Vermont	57 65										
				149	H Stony Brook	50 47		298	H Al bany (N. Y.)	71 36										
				54	H Vermont	60 59		112	A Bi nghamton	72 78										
				115	H Mai ne	59 55		149	H Stony Brook	56 46										
				115	A Mai ne	72 58		298	A Al bany (N. Y.)	74 68										

Non-Div I Games:

Hartford

Loss,
Non-Conf, S Site,
H Home
A Away
N Neutral

Average RPI Win: 217										WON-LOST RECORD		WINNING PCT. RANK		LAST 10 GAMES		STRENGTH OF SCHEDULE		OPP. STRENGTH OF SCHEDULE		TEAM RPI		ADJ. RPI		CONF. RPI		ADJ CONF. RPI			
Average RPI Loss: 80																													
DIV. I ONLY										22- 6		17		9- 1		173		199		64		65		23		23			
DIV. I NON-CONF.										9- 5		71		0- 1		120		111		78		78		23		23			
TOTALS										RPI 1-25		RPI 26-50		W-L RECORDS		RPI 51-100				RPI 150+									
22- 6										0- 2		0- 2		OVERALL		0- 0				20- 1									
11- 1										0- 0		0- 0		HOME		0- 0				9- 0									
10- 4										0- 2		0- 1		AWAY		0- 0				10- 1									
1- 1										0- 0		0- 1		NEUTRAL		0- 0				1- 0									
9- 5										0- 2		0- 2		NON-CONFERENCE		0- 0				7- 0									
4- 1										0- 0		0- 0		HOME		0- 0				2- 0									
4- 3										0- 2		0- 1		AWAY		0- 0				4- 0									
1- 1										0- 0		0- 1		NEUTRAL		0- 0				1- 0									
13- 1										0- 0		0- 0		CONFERENCE		0- 0				13- 1									
7- 0										0- 0		0- 0		HOME		0- 0				7- 0									
6- 1										0- 0		0- 0		AWAY		0- 0				6- 1									
0- 0										0- 0		0- 0		NEUTRAL		0- 0				0- 0									
RPI 1-25										RPI 26-50		RPI 51-100		Team's RPI: 65		RPI 101+													
RPI S Opponent Score										RPI S Opponent Score		RPI S Opponent Score		RPI S Opponent Score		RPI S Opponent Score													
9 A Kansas St. 56 72										36 N Villanova 51 59						108 H Boston U. 77 93													
17 A North Carolina 58 85										43 A Syracuse 66 78						119 H Manhattan 75 69													
																125 H Bucknell I 67 44													
																158 A Fairfield 68 62													
																172 H Rhode Island 86 82													
																187 A Pennsylvani a 76 56													
																187 H Pennsylvani a 59 55													
																201 H Wagner 77 54													
																204 A Cornell I 77 75													
																204 H Cornell I 64 58													
																215 A Yale 61 57													
																215 H Yale 77 65													
																217 A Dartmouth 58 42													
																217 H Dartmouth 88 77													
																223 A Col gate 80 67													
																229 A Col umbi a 61 49													
																229 H Col umbi a 79 57													
																232 A Northeastern 66 62													
																264 A Pri nceton 55 59													
																264 H Pri nceton 78 70													
																265 N Idaho St. 68 56													
																301 A Brown 63 51													
																301 H Brown 76 63													
																303 A Central Conn. St. 66 53													

H
a
r
v
a
r
dH
a
r
v
a
r
d

Non-Div l Games:

Harvard

■ Loss, ■ Non-Conf, S Site, H Home A Away N Neutral

[illegible]H
a
w
a
i
iH
a
w
a
i
i

Non-Div l Games:

Hawai i

■ Loss, ■ Non-Conf, S Site, H Home A Away N Neutral

Average RPI Win:		247	WON-LOST RECORD		WINNING PCT. RANK	LAST 10 GAMES		STRENGTH OF SCHEDULE		OPP. STRENGTH OF SCHEDULE		TEAM RPI		ADJ. RPI		CONF. RPI		ADJ CONF. RPI	
Average RPI Loss:		158																	
DIV. I ONLY		12- 15		197		6- 4		243		245		220		221		31		31	
DIV. I NON-CONF.		5- 7		204		1- 0		78		314		161		161		28		28	
TOTALS		RPI 1-25		RPI 26-50		W-L RECORDS		RPI 51-100				RPI 150+							
12- 15		0- 1		0- 2		OVERALL		1- 3				11- 6							
5- 6		0- 1		0- 0		HOME		0- 1				5- 2							
5- 7		0- 0		0- 2		AWAY		1- 1				4- 3							
2- 2		0- 0		0- 0		NEUTRAL		0- 1				2- 1							
5- 7		0- 1		0- 2		NON-CONFERENCE		1- 1				4- 0							
1- 3		0- 1		0- 0		HOME		0- 0				1- 0							
2- 3		0- 0		0- 2		AWAY		1- 0				1- 0							
2- 1		0- 0		0- 0		NEUTRAL		0- 1				2- 0							
7- 8		0- 0		0- 0		CONFERENCE		0- 2				7- 6							
4- 3		0- 0		0- 0		HOME		0- 1				4- 2							
3- 4		0- 0		0- 0		AWAY		0- 1				3- 3							
0- 1		0- 0		0- 0		NEUTRAL		0- 0				0- 1							
RPI 1-25		RPI 26-50		RPI 51-100		Team's RPI: 221													
RPI S	Opponent	Score		RPI S	Opponent	Score		RPI S	Opponent	Score		RPI S	Opponent	Score					
19	H Minnesota	69 93		28	A Florida	65 93		75	N Eastern Ky.	52 81		123	H Wake Forest	51 74					
				40	A Tulane	62 86		97	A Furman	84 80		124	A Morehead St.	76 93					
								98	A Liberty	49 75		135	H UNC Wilmington	53 66					
								98	H Liberty	71 77		227	A Elon	77 64					
												227	H Elon	83 82					
												245	A Charleston So.	63 61					
												245	H Charleston So.	86 71					
												245	N Charleston So.	69 74					
												252	N Ark. -Little Rock	77 58					
												254	A Bi rmi ngham-So.	71 69					
												254	H Bi rmi ngham-So.	61 53					
												260	A Radford	53 62					
												260	H Radford	58 38					
												270	A Coastal Caro.	65 74					
												270	H Coastal Caro.	65 71					
												273	N La. -Lafayette	75 56					
												291	A Wintthrop	75 81					
												291	H Wintthrop	85 89					
												316	A UNC Asheville	74 71					
												316	H UNC Asheville	65 36					
LAST 10 Division I GAMES:																			
245 N Charleston So.				69 74				254 H Bi rmi ngham-So.				61 53							
227 A Elon				77 64				245 A Charleston So.				63 61							
98 H Liberty				71 77				270 A Coastal Caro.				65 74							
291 A Wintthrop				75 81				260 H Radford				58 38							
316 H UNC Asheville				65 36				227 H Elon				83 82							

High Point

High Point

Non-Div | Games: Longwood

86 59

High Point

Loss, Non-Conf, S Site, H Home A Away N Neutral

Holy Cross

Average RPI Win:

208

WON-LOST
RECORD

WINNING
PCT. RANK

LAST 10
GAMES

STRENGTH OF
SCHEDULE

OPP. STRENGTH
OF SCHEDULE

TEAM
RPI

ADJ.
RPI

CONF.
RPI

ADJ CONF.
RPI

Average RPI Loss:

114

DIV. I ONLY

23- 8

33

8- 2

171

190

78

79

25

25

DIV. I NON-CONF.

9- 5

71

0- 1

86

56

60

59

25

26

TOTALS

RPI 1-25

RPI 26-50

W-L RECORDS

RPI 51-100

RPI 150+

23- 8

0- 1

0- 2

OVERALL

2- 1

17- 3

12- 1

0- 0

0- 0

HOME

1- 0

8- 0

9- 6

0- 1

0- 1

AWAY

1- 1

7- 3

2- 1

0- 0

0- 1

NEUTRAL

0- 0

2- 0

9- 5

0- 1

0- 2

NON-CONFERENCE

2- 1

5- 1

5- 0

0- 0

0- 0

HOME

1- 0

2- 0

4- 4

0- 1

0- 1

AWAY

1- 1

3- 1

0- 1

0- 0

0- 1

NEUTRAL

0- 0

0- 0

14- 3

0- 0

0- 0

CONFERENCE

0- 0

12- 2

7- 1

0- 0

0- 0

HOME

0- 0

6- 0

5- 2

0- 0

0- 0

AWAY

0- 0

4- 2

2- 0

0- 0

0- 0

NEUTRAL

0- 0

2- 0

RPI 1-25

RPI S Opponent Score
2 A Connecticut 54 97

RPI 26-50

RPI S Opponent Score
30 A Boston College 57 93
33 N Wisconsin 71 80

RPI 51-100

Team's RPI: 79

RPI S Opponent Score
54 A Vermont 63 70
57 H Siena 88 73
83 A Arizona 83 74

RPI 101+

RPI S Opponent Score
104 H Providence 75 58
125 A Bucknell I 76 55
125 H Bucknell I 75 51
125 H Bucknell I 74 88
133 H Hartford 76 62
158 A Fairfield 81 86
180 H Massachusetts 68 42
194 A Loyola (Ill.) 80 60
203 A Ill.-Chicago 69 64
212 A Lehigh 75 84
212 H Lehigh 90 68
223 A Colgate 84 67
223 H Colgate 103 72
223 N Colgate 83 71
232 H Northeastern 71 51
239 A Fordham 80 76
246 A American 63 50
246 H American 78 61
257 A Navy 62 60
257 H Navy 82 79
294 A Army 67 68
294 H Army 66 51
308 A Lafayette 86 56
308 H Lafayette 90 44
308 N Lafayette 71 48

LAST 10 Division I GAMES:

54 A Vermont 63 70
125 H Bucknell I 74 88
223 N Colgate 83 71
308 N Lafayette 71 48
246 A American 63 50
125 H Bucknell I 75 51
294 H Army 66 51
212 H Lehigh 90 68
223 A Colgate 84 67
308 H Lafayette 90 44

H
o
l
y
C
r
o
s
s

Non-Div I Games:

Holy Cross

Loss, Non-Conf, S Site, H Home A Away N Neutral

Average RPI Win: 153		WON-LOST RECORD	WINNING PCT. RANK	LAST 10 GAMES	STRENGTH OF SCHEDULE	OPP. STRENGTH OF SCHEDULE	TEAM RPI	ADJ. RPI	CONF. RPI	ADJ CONF. RPI	
DIV. I ONLY		26- 8	26	8- 2	85	96	36	38	8	8	
DIV. I NON-CONF.		14- 4	30	4- 1	179	152	62	66	7	7	
<hr/>											
TOTALS		RPI 1-25		RPI 26-50	W-L RECORDS		RPI 51-100		RPI 150+		
26- 8		1- 4		2- 0	OVERALL		5- 1		14- 1		
13- 1		1- 1		1- 0	HOME		4- 0		6- 0		
9- 5		0- 2		1- 0	AWAY		1- 1		5- 1		
4- 2		0- 1		0- 0	NEUTRAL		0- 0		3- 0		
14- 4		0- 1		1- 0	NON-CONFERENCE		3- 1		9- 0		
7- 0		0- 0		0- 0	HOME		2- 0		5- 0		
4- 3		0- 1		1- 0	AWAY		1- 1		1- 0		
3- 1		0- 0		0- 0	NEUTRAL		0- 0		3- 0		
12- 4		1- 3		1- 0	CONFERENCE		2- 0		5- 1		
6- 1		1- 1		1- 0	HOME		2- 0		1- 0		
5- 2		0- 1		0- 0	AWAY		0- 0		4- 1		
1- 1		0- 1		0- 0	NEUTRAL		0- 0		0- 0		
<hr/>											
RPI 1-25			RPI 26-50	Team's RPI: 38	RPI 51-100			RPI 101+			
RPI S	Opponent	Score	RPI S	Opponent	Score	RPI S	Opponent	Score	RPI S	Opponent	Score
14 A	Col orado	58 88	27 A	Vi rgi ni a Tech	77 72	52 H	Ri ce	67 65	101 H	Marquette	61 57
20 H	Ci nci nnati	89 78	40 H	Tul ane	85 74	61 A	Val parai so	61 53	118 A	Charlotte	66 56
20 N	Ci nci nnati	74 78				67 A	Oregon	52 54	118 N	Charlotte	68 65
24 A	TCU	53 78				76 H	Mi ami (Fl a.)	83 76	126 A	Mi ddl e Tenn.	75 63
24 H	TCU	49 61				78 H	Loui svi lle	71 68	141 A	Texas A&M	69 75
						86 H	DePaul	80 73	147 N	Montana	72 93
									156 A	UAB	55 86
									159 A	South Fla.	56 53
									166 A	Memphi s	84 70
									168 A	St. Loui s	79 71
									177 H	Texas-San Antoni o	62 45
									184 H	Southern Mi ss.	65 57
									188 H	Oral Roberts	73 62
									210 A	Northwestern	67 58
									211 H	Tex. A&M-Corp. Chris	78 50
									215 N	Yale	61 59
									248 A	East Caro.	61 60
									259 N	Jacksonville St.	95 69
									284 N	La Salle	65 49
									292 H	Prai rie View	68 30
									302 H	UTEP	100 52
<hr/>											
LAST 10 Div					sion I GAMES:						
67 A	Oregon	52 54	20 N	Ci nci nnati	74 78						
27 A	Vi rgi ni a Tech	77 72	118N	Charlotte	68 65						
61 A	Val parai so	61 53	86 H	DePaul	80 73						
76 H	Mi ami (Fl a.)	83 76	101H	Marquette	61 57						
52 H	Ri ce	67 65	166A	Memphi s	84 70						

Non-Div I Games:

Houston

Average RPI Win: 233		WON-LOST RECORD	WINNING PCT. RANK	LAST 10 GAMES	STRENGTH OF SCHEDULE	OPP. STRENGTH OF SCHEDULE	TEAM RPI	ADJ. RPI	CONF. RPI	ADJ. CONF. RPI
DIV. I ONLY		19- 10	67	8- 2	197	266	124	122	29	29
DIV. I NON-CONF.		1- 8	298	0- 0	44	132	221	219	29	29
TOTALS		RPI 1-25	RPI 26-50	W-L RECORDS	RPI 51-100	RPI 150+				
19- 10		0- 1	0- 1	OVERALL	0- 1	16- 4				
9- 0		0- 0	0- 0	HOME	0- 0	8- 0				
8- 3		0- 0	0- 1	AWAY	0- 0	7- 1				
2- 7		0- 1	0- 0	NEUTRAL	0- 1	1- 3				
1- 8		0- 1	0- 1	NON-CONFERENCE	0- 1	0- 2				
0- 0		0- 0	0- 0	HOME	0- 0	0- 0				
0- 2		0- 0	0- 1	AWAY	0- 0	0- 0				
1- 6		0- 1	0- 0	NEUTRAL	0- 1	0- 2				
18- 2		0- 0	0- 0	CONFERENCE	0- 0	16- 2				
9- 0		0- 0	0- 0	HOME	0- 0	8- 0				
8- 1		0- 0	0- 0	AWAY	0- 0	7- 1				
1- 1		0- 0	0- 0	NEUTRAL	0- 0	1- 1				

RPI 1-25		RPI 26-50		RPI 51-100		RPI 101+ Team's RPI: 122	
RPI S	Opponent Score	RPI S	Opponent Score	RPI S	Opponent Score	RPI S	Opponent Score
17 N	North Carolina 57 117	39 A	Virginia 51 76	90 N	Kent St. 86 96	102 N	Toledo 61 80
						114 N	Austin Peay 73 64
						117 A	Eastern Mich. 77 85
						132 A	Norfolk St. 84 68
						132 H	Norfolk St. 78 65
						143 N	St. Francis (Pa.) 67 87
						165 A	Hampton 71 70
						165 H	Hampton 84 79
						165 N	Hampton 60 66
						176 A	South Carolina St. 83 77
						176 H	South Carolina St. 79 55
						179 N	Duquesne 70 89
						183 A	Coppin St. 84 66
						183 H	Coppin St. 97 83
						249 N	Fairleigh Dickinson 73 83
						266 A	Bethune-Cookman 62 77
						266 H	Bethune-Cookman 85 63
						278 A	Md. -East. Shore 80 62
						290 A	Florida A&M 69 66
						290 H	Florida A&M 91 65
						295 H	Delaware St. 97 65
						315 A	N. C. A&T 100 73
						315 H	N. C. A&T 85 34
						315 N	N. C. A&T 83 53
						317 A	Morgan St. 82 62
						317 H	Morgan St. 81 40
		LAST 10 Division I GAMES:					
		165 N	Hampton 60 66	266 A	Bethune-Cookman 62 77		
		315 N	N. C. A&T 83 53	290 A	Florida A&M 69 66		
		295 H	Delaware St. 97 65	183 A	Coppin St. 84 66		
		165 H	Hampton 84 79	317 A	Morgan St. 82 62		
		132 H	Norfolk St. 78 65	176 H	South Carolina St. 79 55		

Howard

Howard

Non-Di v I Games:

Howard

Loss,
Non-Conf, S Site,
H Home
A Away
N Neutral

Average RPI Win: 221		WON-LOST	WINNING	LAST 10	STRENGTH OF	OPP. STRENGTH	TEAM	ADJ.	CONF.	ADJ CONF.
Average RPI Loss: 159		RECORD	PCT. RANK	GAMES	SCHEDULE	OF SCHEDULE	RPI	RPI	RPI	RPI
DIV. I ONLY	9- 17	248	3- 6	221	208	238	240	21	21	
DIV. I NON-CONF.	3- 8	255	0- 0	190	196	245	247	18	18	
TOTALS	RPI 1-25	RPI 26-50	W-L RECORDS	RPI 51-100	RPI 150+					
9- 17	0- 1	0- 0	OVERALL	0- 4	7- 10					
5- 7	0- 0	0- 0	HOME	0- 2	4- 4					
3- 9	0- 1	0- 0	AWAY	0- 2	2- 6					
1- 1	0- 0	0- 0	NEUTRAL	0- 0	1- 0					
3- 8	0- 1	0- 0	NON-CONFERENCE	0- 2	3- 4					
1- 4	0- 0	0- 0	HOME	0- 1	1- 2					
1- 4	0- 1	0- 0	AWAY	0- 1	1- 2					
1- 0	0- 0	0- 0	NEUTRAL	0- 0	1- 0					
6- 9	0- 0	0- 0	CONFERENCE	0- 2	4- 6					
4- 3	0- 0	0- 0	HOME	0- 1	3- 2					
2- 5	0- 0	0- 0	AWAY	0- 1	1- 4					
0- 1	0- 0	0- 0	NEUTRAL	0- 0	0- 0					
RPI S	RPI 1-25	RPI S	RPI 26-50	RPI S	RPI 51-100	RPI S	RPI 101+	Team's RPI: 240		
9	A Kansas St.	57	98			103	H Florida St.	68	78	
						140	A Oakl and	72	67	
						140	H Oakl and	82	52	
						140	N Oakl and	53	63	
						159	A South Fl a.	56	90	
						188	A Oral Roberts	67	75	
						188	H Oral Roberts	94	76	
						189	A Western Ill.	60	67	
						189	H Western Ill.	65	56	
						194	H Loyola (Ill.)	96	82	
						196	H Indiana St.	55	68	
						208	A Chi cago St.	54	64	
						208	H Chi cago St.	72	74	
						233	H Clevel and St.	83	85	
						243	A Central Mi ch.	56	57	
						251	N Ohi o	84	75	
						274	A Southern Utah	60	69	
						274	H Southern Utah	65	77	
						288	A Eastern Ill.	69	61	
						300	A UMKC	68	48	
						300	H UMKC	75	47	
LAST 10 Division I GAMES:										
140	N Oakl and	53	63	188	H Oral Roberts	94	76			
189	A Western Ill.	60	67	208	A Chi cago St.	54	64			
61	A Val parai so	54	70	274	A Southern Utah	60	69			
140	H Oakl and	82	52	61	H Val parai so	46	64			
300	H UMKC	75	47	189	H Western Ill.	65	56			

I
U
P
U
I

Non-Div I Games: IPFW

84 74

Robert Morris-Ch101 60

IUPUI

Loss,
Non-Conf, S Site,
H Home
A Away
N Neutral

Average RPI Win: 252		WON-LOST	WINNING	LAST 10	STRENGTH OF	OPP. STRENGTH	TEAM	ADJ.	CONF.	ADJ CONF.
Average RPI Loss: 188		RECORD	PCT. RANK	GAMES	SCHEDULE	OF SCHEDULE	RPI	RPI	RPI	RPI
DIV. I ONLY	11- 17	224	4- 6	309	272	277	279	28	28	
DIV. I NON-CONF.	6- 5	123	0- 0	289	245	205	206	26	25	
TOTALS	RPI 1-25	RPI 26-50	W-L RECORDS	RPI 51-100	RPI 150+					
11- 17	0- 0	0- 2	OVERALL	0- 0	9- 11					
7- 5	0- 0	0- 1	HOME	0- 0	6- 3					
3- 9	0- 0	0- 1	AWAY	0- 0	3- 6					
1- 3	0- 0	0- 0	NEUTRAL	0- 0	0- 2					
6- 5	0- 0	0- 0	NON-CONFERENCE	0- 0	4- 4					
4- 0	0- 0	0- 0	HOME	0- 0	3- 0					
1- 3	0- 0	0- 0	AWAY	0- 0	1- 2					
1- 2	0- 0	0- 0	NEUTRAL	0- 0	0- 2					
5- 12	0- 0	0- 2	CONFERENCE	0- 0	5- 7					
3- 5	0- 0	0- 1	HOME	0- 0	3- 3					
2- 6	0- 0	0- 1	AWAY	0- 0	2- 4					
0- 1	0- 0	0- 0	NEUTRAL	0- 0	0- 0					
RPI S	RPI 1-25 Opponent Score	RPI S	RPI 26-50 Opponent Score	RPI S	RPI 51-100 Opponent Score	RPI S	RPI 101+ Opponent Score	Team's RPI: 279		
		35 A UC Santa Barb.	53 77			104 N Providence	66 65			
		35 H UC Santa Barb.	55 73			128 A San Jose St.	44 61			
						129 H Montana St.	62 61			
						150 A Paci fi c (Cal .)	46 86			
						150 H Paci fi c (Cal .)	63 71			
						150 N Paci fi c (Cal .)	45 72			
						168 N St. Louis	45 55			
						195 A Long Beach St.	57 68			
						195 H Long Beach St.	60 76			
						207 N New Mexi co St.	65 79			
						219 A UC Ri versi de	45 58			
						219 H UC Ri versi de	53 56			
						220 A Boi se St.	52 57			
						238 A Eastern Wash.	56 44			
						265 A Idaho St.	59 84			
						265 H Idaho St.	73 63			
						269 A Cal Poly	55 44			
						269 H Cal Poly	62 71			
						274 H Southern Utah	64 59			
						280 H Washington St.	89 72			
						287 A UC Ir vine	45 60			
						287 H UC Ir vine	72 67			
						306 A Cal St. Northridge	63 76			
						306 H Cal St. Northridge	80 69			
						311 A Cal St. Fullerton	64 46			
						311 H Cal St. Fullerton	72 56			
		LAST 10 Div sion I GAMES:								
		150 N Paci fi c (Cal .)	45 72		195 H Long Beach St.	60 76				
		150 H Paci fi c (Cal .)	63 71		287 H UC Ir vine	72 67				
		306 H Cal St. Northridge	80 69		35 A UC Santa Barb.	53 77				
		219 A UC Ri versi de	45 58		269 A Cal Poly	55 44				
		311 A Cal St. Fullerton	64 46		219 H UC Ri versi de	53 56				

Non-Di v I Games:

Idaho

■ Loss,
 ■ Non-Conf, S Site,
 ■ Home
 ■ Away
 N Neutral

Average RPI Win: 270		WON-LOST	WINNING	LAST 10	STRENGTH OF	OPP. STRENGTH	TEAM	ADJ.	CONF.	ADJ CONF.
Average RPI Loss: 165		RECORD	PCT. RANK	GAMES	SCHEDULE	OF SCHEDULE	RPI	RPI	RPI	RPI
DIV. I ONLY		9- 16	242	2- 8	275	275	264	265	22	22
DIV. I NON-CONF.		6- 5	123	0- 0	250	302	191	193	22	22
TOTALS		RPI 1-25	RPI 26-50	W-L RECORDS	RPI 51-100	RPI 150+				
9- 16	0- 0	0- 0	OVERALL	0- 3	9- 8					
6- 7	0- 0	0- 0	HOME	0- 1	6- 3					
3- 7	0- 0	0- 0	AWAY	0- 1	3- 4					
0- 2	0- 0	0- 0	NEUTRAL	0- 1	0- 1					
6- 5	0- 0	0- 0	NON-CONFERENCE	0- 1	6- 3					
4- 2	0- 0	0- 0	HOME	0- 0	4- 1					
2- 1	0- 0	0- 0	AWAY	0- 0	2- 1					
0- 2	0- 0	0- 0	NEUTRAL	0- 1	0- 1					
3- 11	0- 0	0- 0	CONFERENCE	0- 2	3- 5					
2- 5	0- 0	0- 0	HOME	0- 1	2- 2					
1- 6	0- 0	0- 0	AWAY	0- 1	1- 3					
0- 0	0- 0	0- 0	NEUTRAL	0- 0	0- 0					
RPI 1-25		RPI 26-50		RPI 51-100		RPI 101+		Team's RPI: 265		
RPI S	Opponent	Score	RPI S	Opponent	Score	RPI S	Opponent	Score		
				65 N Harvard	56 68	129 A Montana St.	75 94			
				88 A Weber St.	60 78	129 H Montana St.	67 81			
				88 H Weber St.	75 80	142 H Wyomi ng	59 74			
						147 A Montana	61 74			
						147 H Montana	61 72			
						151 A Northern Ariz.	35 69			
						151 H Northern Ariz.	61 72			
						163 N Grambli ng	82 90			
						219 A UC Ri versi de	76 66			
						220 H Boi se St.	68 52			
						230 H Gonzaga	68 83			
						238 A Eastern Wash.	52 63			
						238 H Eastern Wash.	72 74			
						250 A Portland St.	69 82			
						250 H Portland St.	84 65			
						269 H Cal Pol y	73 59			
						279 A Idaho	63 73			
						279 H Idaho	84 59			
						287 A UC Irvi ne	84 76			
						287 H UC Irvi ne	69 60			
						310 A Sacramento St.	75 63			
						310 H Sacramento St.	75 49			
				LAST 10 Division I GAMES:						
				88 H Weber St.	75 80	310 H Sacramento St.	75 49			
				250 H Portland St.	84 65	151 H Northern Ariz.	61 72			
				238 H Eastern Wash.	72 74	88 A Weber St.	60 78			
				129 A Montana St.	75 94	238 A Eastern Wash.	52 63			
				147 A Montana	61 74	250 A Portland St.	69 82			

Idaho St.

Non-Div I Games: Montana Tech 88 43 Western Mont. 73 80

Idaho St.

Loss, Non-Conf, S Site, H Home A Away N Neutral

Through Games of 2002 Final											
Average RPI Win:	239	WON-LOST	RECORD	WINNING	PCT. RANK	LAST 10	STRENGTH OF	OPP. STRENGTH	TEAM	ADJ.	CONF.
Average RPI Loss:	139					GAMES	SCHEDULE	OF SCHEDULE	RPI	RPI	RPI
DIV. I ONLY	14- 15	167	4- 6	242	210	199	203	20	20		
DIV. I NON-CONF.	7- 4	75	0- 0	245	207	147	149	20	19		
TOTALS	RPI 1-25	RPI 26-50	W-L RECORDS	RPI 51-100	RPI 150+						
14- 15	0- 1	0- 0	OVERALL	1- 6	13- 7						
10- 6	0- 0	0- 0	HOME	0- 3	10- 2						
3- 7	0- 0	0- 0	AWAY	0- 3	3- 4						
1- 2	0- 1	0- 0	NEUTRAL	1- 0	0- 1						
7- 4	0- 1	0- 0	NON-CONFERENCE	0- 2	7- 0						
6- 2	0- 0	0- 0	HOME	0- 1	6- 0						
1- 1	0- 0	0- 0	AWAY	0- 1	1- 0						
0- 1	0- 1	0- 0	NEUTRAL	0- 0	0- 0						
7- 11	0- 0	0- 0	CONFERENCE	1- 4	6- 7						
4- 4	0- 0	0- 0	HOME	0- 2	4- 2						
2- 6	0- 0	0- 0	AWAY	0- 2	2- 4						
1- 1	0- 0	0- 0	NEUTRAL	1- 0	0- 1						
RPI 1-25	RPI 26-50	RPI 51-100	RPI 101+	Team's RPI: 203							
RPI S Opponent Score	RPI S Opponent Score	RPI S Opponent Score	RPI S Opponent Score								
10 N Baylor 43 62		55 A Hawai i 50 71	130 H Bradley 53 69								
		62 A Wi s. -Green Bay 52 65	169 A Detroit 65 83								
		62 H Wi s. -Green Bay 52 66	169 H Detroit 63 58								
		79 H Holy Cross 64 69	169 N Detroit 38 55								
		84 A Wi s. -Milwaukee 62 67	194 A Loyol a (Ill.) 59 61								
		84 H Wi s. -Milwaukee 66 75	194 H Loyol a (Ill.) 69 58								
		84 N Wi s. -Milwaukee 75 67	208 H Chi cago St. 55 48								
			222 H Al corn St. 92 51								
			229 H Col umbi a 92 87								
			233 A Cl evel and St. 53 44								
			233 H Cl evel and St. 57 64								
			236 A Youngstown St. 62 77								
			236 H Youngstown St. 56 64								
			263 H Ai r Force 77 66								
			275 A Wri ght St. 48 60								
			275 H Wri ght St. 60 59								
			283 H St. John' s (N.Y.) 65 52								
			286 A Butl er 60 51								
			286 H Butl er 83 76								
			295 H Del aware St. 56 45								
			313 A Akron 60 50								
LAST 10 Division I GAMES:											
		169 N Detroit 38 55	275 A Wri ght St. 48 60								
		84 N Wi s. -Milwaukee 75 67	194 H Loyol a (Ill.) 69 58								
		233 H Cl evel and St. 57 64	62 H Wi s. -Green Bay 52 66								
		169 H Detroit 63 58	84 H Wi s. -Milwaukee 66 75								
		286 A Butl er 60 51	236 A Youngstown St. 62 77								

Non-Div | Games: 1 PFW

71 53

111. -Chi cago

Loss, Non-Conf, S Site, H Home A Away N Neutral

Average RPI Win: 119		WON-LOST	WINNING	LAST 10	STRENGTH OF	OPP. STRENGTH	TEAM	ADJ.	CONF.	ADJ CONF.	
Average RPI Loss: 34		RECORD	PCT. RANK	GAMES	SCHEDULE	OF SCHEDULE	RPI	RPI	RPI	RPI	
DIV. I ONLY		15- 14	150	2- 8	46	12	75	71	3	3	
DIV. I NON-CONF.		8- 3	46	1- 0	95	34	38	38	3	3	
<hr/>											
TOTALS		RPI 1-25		RPI 26-50	W-L RECORDS		RPI 51-100		RPI 150+		
15- 14		1- 6		2- 5	OVERALL		6- 3		5- 0		
9- 4		1- 2		2- 2	HOME		3- 0		3- 0		
4- 9		0- 4		0- 3	AWAY		2- 2		2- 0		
2- 1		0- 0		0- 0	NEUTRAL		1- 1		0- 0		
8- 3		0- 1		1- 0	NON-CONFERENCE		3- 2		3- 0		
4- 0		0- 0		1- 0	HOME		1- 0		2- 0		
2- 3		0- 1		0- 0	AWAY		1- 2		1- 0		
2- 0		0- 0		0- 0	NEUTRAL		1- 0		0- 0		
7- 11		1- 5		1- 5	CONFERENCE		3- 1		2- 0		
5- 4		1- 2		1- 2	HOME		2- 0		1- 0		
2- 6		0- 3		0- 3	AWAY		1- 0		1- 0		
0- 1		0- 0		0- 0	NEUTRAL		0- 1		0- 0		
<hr/>											
RPI 1-25		RPI 26-50		RPI 51-100		Team's RPI: 71		RPI 101+			
RPI S	Opponent	Score	RPI S	Opponent	Score	RPI S	Opponent	Score	RPI S	Opponent	Score
3	A Oklahoma	69 91	32	A Iowa	71 79	51	A Michigan	85 81	120	N James Madison	85 45
6	A Purdue	77 86	33	A Wisconsin	69 74	51	H Michigan	92 78	179	A Duquesne	74 71
6	H Purdue	69 80	37	H Pepperdine	77 71	51	N Michigan	63 83	210	A Northwestern	87 73
18	A Penn St.	78 83	45	A Michigan St.	57 62	58	A Clemson	62 73	210	H Northwestern	68 53
18	H Penn St.	81 75	45	H Michigan St.	72 66	82	H Western Ky.	91 84	227	H Illinois St.	75 57
19	A Minnesota	75 89	45	H Michigan St.	57 70	85	H Ohio St.	96 76	288	H Eastern Ill.	91 49
19	H Minnesota	76 79	50	H Indiana	66 70	86	A DePaul	62 69			
						89	N Missouri	74 53			
						100	A St. Mary's (Cal.)	66 53			
<hr/>											
LAST 10 Division I GAMES:											
45	H Michigan St.	57 70	18	A Penn St.	78 83						
82	H Western Ky.	91 84	85	H Ohio St.	96 76						
51	N Michigan	63 83	45	A Michigan St.	57 62						
32	A Iowa	71 79	6	H Purdue	69 80						
50	H Indiana	66 70	19	H Minnesota	76 79						

Non-Div I Games:

Illinois

Illinois

Illinois

Average RPI Win: 161		WON-LOST	WINNING	LAST 10	STRENGTH OF	OPP. STRENGTH	TEAM	ADJ.	CONF.	ADJ CONF.
Average RPI Loss: 121		RECORD	PCT. RANK	GAMES	SCHEDULE	OF SCHEDULE	RPI	RPI	RPI	RPI
DIV. I ONLY	7- 20	277	2- 8	117	113	228	227	10	10	
DIV. I NON-CONF.	2- 7	265	0- 0	123	136	227	225	9	9	
TOTALS	RPI 1-25	RPI 26-50	W-L RECORDS	RPI 51-100	RPI 150+					
7- 20	0- 2	1- 2	OVERALL	0- 6	3- 4					
6- 8	0- 1	1- 0	HOME	0- 3	2- 2					
1- 11	0- 1	0- 2	AWAY	0- 3	1- 1					
0- 1	0- 0	0- 0	NEUTRAL	0- 0	0- 1					
2- 7	0- 0	0- 1	NON-CONFERENCE	0- 4	1- 2					
2- 3	0- 0	0- 0	HOME	0- 2	1- 1					
0- 3	0- 0	0- 1	AWAY	0- 2	0- 0					
0- 1	0- 0	0- 0	NEUTRAL	0- 0	0- 1					
5- 13	0- 2	1- 1	CONFERENCE	0- 2	2- 2					
4- 5	0- 1	1- 0	HOME	0- 1	1- 1					
1- 8	0- 1	0- 1	AWAY	0- 1	1- 1					
0- 0	0- 0	0- 0	NEUTRAL	0- 0	0- 0					
RPI S Opponent	RPI 1-25	Score	RPI S Opponent	RPI 26-50	Score	RPI S Opponent	RPI 51-100	Score	RPI S Opponent	RPI 101+ Team's RPI: 227
21 A Drake		66 77	47 A Creighton		51 68	71 A Illinois		57 75	113 A Evansville	57 70
21 H Drake		58 70	47 H Creighton		64 57	74 H Ball St.		61 78	113 H Evansville	71 77
			50 A Indiana		53 101	78 H Louisville		58 72	130 A Bradley	36 71
						84 A Wis.-Milwaukee		63 69	130 H Bradley	70 62
						94 A Southwest Mo. St.		63 76	139 H Northern Ill.	55 52
						94 H Southwest Mo. St.		55 59	144 A Wichita St.	56 74
									144 H Wichita St.	68 64
									145 A Northern Iowa	44 53
									145 H Northern Iowa	57 71
									189 H Western Ill.	53 50
									196 A Indiana St.	51 57
									196 H Indiana St.	70 67
									243 H Central Mich.	62 72
									271 N Murray St.	55 65
									282 A Southern Ill.	69 67
									282 H Southern Ill.	51 64
LAST 10 Division I GAMES:										
196 H Indiana St.		70 67	21 A Drake		66 77					
144 A Wichita St.		56 74	47 A Creighton		51 68					
94 A Southwest Mo. St.		63 76	130 H Bradley		70 62					
282 H Southern Ill.		51 64	145 H Northern Iowa		57 71					
113 H Evansville		71 77	94 H Southwest Mo. St.		55 59					

Non-Div I Games:

Illinois St.

Illinois St.

Illinois St.

Average RPI Win:		110	WON-LOST RECORD		WINNING PCT. RANK	LAST 10 GAMES	STRENGTH OF SCHEDULE		OPP. STRENGTH OF SCHEDULE	TEAM RPI	ADJ. RPI	CONF. RPI	ADJ CONF. RPI
Average RPI Loss:		39											
DIV. I ONLY		17- 14			128	7- 3	33		17	55	50	3	3
DIV. I NON-CONF.		6- 6			146	0- 1	158		63	138	138	3	3
TOTALS		RPI 1-25			RPI 26-50	W-L RECORDS		RPI 51-100		RPI 150+			
17- 14		3- 7			4- 2	OVERALL		4- 4		6- 0			
8- 5		1- 2			2- 1	HOME		1- 1		4- 0			
4- 8		0- 4			1- 1	AWAY		2- 3		1- 0			
5- 1		2- 1			1- 0	NEUTRAL		1- 0		1- 0			
6- 6		0- 2			0- 0	NON-CONFERENCE		1- 3		5- 0			
3- 2		0- 0			0- 0	HOME		0- 1		3- 0			
1- 3		0- 1			0- 0	AWAY		0- 2		1- 0			
2- 1		0- 1			0- 0	NEUTRAL		1- 0		1- 0			
11- 8		3- 5			4- 2	CONFERENCE		3- 1		1- 0			
5- 3		1- 2			2- 1	HOME		1- 0		1- 0			
3- 5		0- 3			1- 1	AWAY		2- 1		0- 0			
3- 0		2- 0			1- 0	NEUTRAL		0- 0		0- 0			
RPI 1-25				RPI 26-50	Team's RPI: 50		RPI 51-100				RPI 101+		
RPI S	Opponent	Score		RPI S	Opponent	Score	RPI S	Opponent	Score	RPI S	Opponent	Score	
6	A Purdue	55	79	32	H Iowa	65 73	51	A Mi chi gan	55 68	103	H Flori da St.	61 62	
6	H Purdue	53	61	32	N Iowa	78 76	63	H North Carolina St.	44 50	151	H Northern Ariz.	61 56	
6	N Purdue	55	41	33	A Wi sconsi n	54 74				195	H Long Beach St.	88 56	
7	A Stanford	72	87	33	H Wi sconsi n	70 63	71	A Illi noi s	70 66	210	H Northwestern	74 52	
18	A Penn St.	57	62	45	A Mi chi gan St.	50 47	72	A Washi ngton	73 85	227	H Illi noi s St.	101 53	
18	H Penn St.	59	67	45	H Mi chi gan St.	67 55	82	N Western Ky.	85 70	280	N Washi ngton St.	64 37	
18	N Penn St.	75	72				85	A Ohi o St.	85 72	286	A Butler	97 72	
19	A Mi nnesota	60	75				85	H Ohi o St.	64 52				
19	H Mi nnesota	73	63				90	A Kent St.	66 77				
24	N TCU	45	55										
				LAST 10 Div				sion I GAMES:					
				24 N TCU 45 55				71 A Illi noi s 70 66					
				18 N Penn St. 75 72				19 H Mi nnesota 73 63					
				6 N Purdue 55 41				6 A Purdue 55 79					
				32 N Iowa 78 76				18 H Penn St. 59 67					
				210 H Northwestern 74 52				45 H Mi chi gan St. 67 55					

Non-Div I Games:

Indiana

Loss,
Non-Conf, S Site,
H Home
A Away
N Neutral

Average RPI Win: 215		WON-LOST	WINNING	LAST 10	STRENGTH OF	OPP. STRENGTH	TEAM	ADJ.	CONF.	ADJ CONF.
Average RPI Loss: 103		RECORD	PCT. RANK	GAMES	SCHEDULE	OF SCHEDULE	RPI	RPI	RPI	RPI
DIV. I ONLY		11- 17	224	4- 6	159	128	196	196	10	10
DIV. I NON-CONF.		4- 5	185	0- 0	237	230	208	208	9	9
TOTALS		RPI 1-25	RPI 26-50	W-L RECORDS	RPI 51-100	RPI 150+				
11- 17		0- 2	0- 3	OVERALL	0- 4	7- 3				
8- 4		0- 1	0- 1	HOME	0- 1	4- 1				
2- 10		0- 1	0- 1	AWAY	0- 2	2- 1				
1- 3		0- 0	0- 1	NEUTRAL	0- 1	1- 1				
4- 5		0- 0	0- 0	NON-CONFERENCE	0- 2	4- 2				
2- 1		0- 0	0- 0	HOME	0- 0	2- 1				
1- 2		0- 0	0- 0	AWAY	0- 1	1- 0				
1- 2		0- 0	0- 0	NEUTRAL	0- 1	1- 1				
7- 12		0- 2	0- 3	CONFERENCE	0- 2	3- 1				
6- 3		0- 1	0- 1	HOME	0- 1	2- 0				
1- 8		0- 1	0- 1	AWAY	0- 1	1- 1				
0- 1		0- 0	0- 1	NEUTRAL	0- 0	0- 0				
RPI 1-25		RPI 26-50		RPI 51-100		Team's RPI: 196				
RPI S	Opponent	Score	RPI S	Opponent	Score	RPI S	Opponent	Score		
21	A Drake	59 84	47	A Creighton	61 76	61	N Valparaiso	65 69	113	A Evansville 67 79
21	H Drake	71 81	47	H Creighton	46 79	62	A Wis.-Green Bay	51 78	113	H Evansville 84 60
			47	N Creighton	65 79	94	A Southwest Mo. St.	61 64	114	A Austin Peay 58 73
						94	H Southwest Mo. St.	63 67	130	A Bradley 77 83
									130	H Bradley 72 49
									144	A Wichita St. 75 82
									144	H Wichita St. 72 64
									145	A Northern Iowa 61 67
									145	H Northern Iowa 70 65
									175	H Xavier 72 80
									201	N Wagner 72 64
									217	N Dartmouth 68 80
									227	A Illinois St. 67 70
									227	H Illinois St. 57 51
									240	A IUPUI 68 55
									282	A Southern Ill. 71 65
									282	H Southern Ill. 71 49
									288	H Eastern Ill. 77 63
									313	H Akron 84 45
			LAST 10 Division I GAMES:							
			47	N Creighton	65 79	282	H Southern Ill.	71 49		
			227	A Illinois St.	67 70	47	A Creighton	61 76		
			94	A Southwest Mo. St.	61 64	21	A Drake	59 84		
			144	A Wichita St.	75 82	145	H Northern Iowa	70 65		
			113	H Evansville	84 60	130	H Bradley	72 49		

Non-Div I Games:




Indiana St.

Average RPI Win: 236		WON-LOST RECORD	WINNING PCT. RANK	LAST 10 GAMES	STRENGTH OF SCHEDULE	OPP. STRENGTH OF SCHEDULE	TEAM RPI	ADJ. RPI	CONF. RPI	ADJ. CONF. RPI
DIV. I ONLY		8- 21	275	3- 7	205	206	267	268	17	17
DIV. I NON-CONF.		2- 7	265	0- 0	226	252	277	277	17	17
TOTALS		RPI 1-25	RPI 26-50	W-L RECORDS	RPI 51-100	RPI 150+				
8- 21		0- 1	0- 2	OVERALL	0- 4	8- 11				
5- 8		0- 0	0- 1	HOME	0- 1	5- 4				
2- 12		0- 1	0- 1	AWAY	0- 2	2- 7				
1- 1		0- 0	0- 0	NEUTRAL	0- 1	1- 0				
2- 7		0- 1	0- 0	NON-CONFERENCE	0- 1	2- 4				
2- 2		0- 0	0- 0	HOME	0- 0	2- 1				
0- 5		0- 1	0- 0	AWAY	0- 1	0- 3				
0- 0		0- 0	0- 0	NEUTRAL	0- 0	0- 0				
6- 14		0- 0	0- 2	CONFERENCE	0- 3	6- 7				
3- 6		0- 0	0- 1	HOME	0- 1	3- 3				
2- 7		0- 0	0- 1	AWAY	0- 1	2- 4				
1- 1		0- 0	0- 0	NEUTRAL	0- 1	1- 0				

RPI 1-25		RPI 26-50		RPI 51-100		RPI 101+		Team's RPI : 268			
RPI	S Opponent	Score	RPI	S Opponent	Score	RPI	S Opponent	Score			
15	A Florida Int'l	36 98	44	A St. Peter's	48 80	57	A Si ena	50 76	119	A Manhattan	60 71
			44	H St. Peter's	68 79	57	H Si ena	73 79	119	H Manhattan	56 69
						57	N Si ena	44 73	134	H New Hampshi re	46 63
						76	A Mi ami (Fl a.)	52 71	155	A Va. Commonweal th	62 75
									158	A Fai rfi el d	65 71
									158	H Fai rfi el d	70 68
									182	A Cani si us	76 71
									182	H Cani si us	77 71
									213	A William & Mary	47 65
									215	H Yale	62 65
									216	A Mari st	64 84
									216	H Mari st	57 71
									231	A Loyol a (Md.)	56 54
									231	H Loyol a (Md.)	73 61
									241	A Ni agara	65 78
									241	H Ni agara	61 65
									246	A Ameri can	57 69
									289	A Ri der	46 53
									289	H Ri der	65 74
									289	N Ri der	55 52
									301	H Brown	64 57
									312	H St. Francis (N. Y.)	74 57
			LAST 10 Div			sion I GAMES:					
			57	N Si ena	44 73	241	H Ni agara	61 65			
			289	N Ri der	55 52	119	A Manhattan	60 71			
			119	H Manhattan	56 69	182	H Cani si us	77 71			
			216	A Mari st	64 84	289	H Ri der	65 74			
			231	A Loyol a (Md.)	56 54	44	A St. Peter's	48 80			

Non-Di v I Games:

Iona

 Loss,
  Non-Conf, S Site,
  Home
  Away
 N Neutral

Average RPI Win:		100	WON-LOST RECORD		WINNING PCT. RANK	LAST 10 GAMES		STRENGTH OF SCHEDULE	OPP. STRENGTH OF SCHEDULE	TEAM RPI	ADJ. RPI	CONF. RPI	ADJ CONF. RPI	
Average RPI Loss:		32												
DIV. I ONLY		18- 11	80		5- 5		34	19	35	32	3	3		
DIV. I NON-CONF.		8- 4	59		1- 1		35	32	29	27	3	3		
<hr/>														
TOTALS		RPI 1-25	RPI 26-50		W-L RECORDS		RPI 51-100		RPI 150+					
18- 11		2- 6	6- 2		OVERALL		4- 3		4- 0					
9- 4		1- 2	2- 1		HOME		4- 1		2- 0					
6- 6		1- 4	3- 0		AWAY		0- 2		1- 0					
3- 1		0- 0	1- 1		NEUTRAL		0- 0		1- 0					
8- 4		0- 4	2- 0		NON-CONFERENCE		2- 0		2- 0					
4- 1		0- 1	1- 0		HOME		2- 0		1- 0					
1- 3		0- 3	0- 0		AWAY		0- 0		0- 0					
3- 0		0- 0	1- 0		NEUTRAL		0- 0		1- 0					
10- 7		2- 2	4- 2		CONFERENCE		2- 3		2- 0					
5- 3		1- 1	1- 1		HOME		2- 1		1- 0					
5- 3		1- 1	3- 0		AWAY		0- 2		1- 0					
0- 1		0- 0	0- 1		NEUTRAL		0- 0		0- 0					
<hr/>														
RPI S		RPI 1-25	RPI 26-50		Team's RPI: 32		RPI 51-100		RPI 101+					
Opponent		Score	Opponent		Score		Opponent		Score		Opponent		Score	
2	A	Connecti cut	48	86	33	A	Wi sconsi n	76	64	51	A	Mi chi gan	74	82
6	A	Purdue	68	82	33	H	Wi sconsi n	61	68	51	H	Mi chi gan	80	91
6	H	Purdue	90	75	39	N	Vi rgi ni a	69	62	71	H	Ill i noi s	79	71
14	A	Col orado	83	92	45	A	Mi chi gan St.	69	59	85	A	Oh io St.	63	82
16	A	Iowa St.	64	82	45	H	Mi chi gan St.	75	55	85	H	Oh io St.	79	65
18	A	Penn St.	96	81	47	H	Creighton	86	43	90	H	Kent St.	76	65
19	H	Mi nnesota	83	94	50	A	I ndi ana	73	65	94	H	Southwest Mo. St.	84	64
21	H	Drake	72	75	50	N	I ndi ana	76	78					
<hr/>														
LAST 10 Di v														
si on I GAMES:														
2	A	Connecti cut	48	86	51	H	Mi chi gan	80	91					
39	N	Vi rgi ni a	69	62	18	A	Penn St.	96	81					
50	N	I ndi ana	76	78	33	A	Wi sconsi n	76	64					
71	H	Ill i noi s	79	71	19	H	Mi nnesota	83	94					
45	A	Mi chi gan St.	69	59	51	A	Mi chi gan	74	82					

Non-Div I Games:

Iowa

■ Loss,
 ■ Non-Conf,
 ■ S Site,
 ■ H Home
 ■ A Away
 N Neutral

Average RPI Win: 92		WON-LOST RECORD		WINNING PCT. RANK		LAST 10 GAMES		STRENGTH OF SCHEDULE		OPP. STRENGTH OF SCHEDULE		TEAM RPI		ADJ. RPI		CONF. RPI		ADJ CONF. RPI	
DIV. I ONLY		24- 9		45		6- 4		24		9		17		16		2		2	
DIV. I NON-CONF.		13- 1		3		1- 1		57		37		12		11		2		2	
TOTALS		RPI 1-25		RPI 26-50		W-L RECORDS		RPI 51-100		RPI 150+									
24- 9		5- 7		2- 0		OVERALL		10- 1		5- 0									
12- 4		2- 4		1- 0		HOME		6- 0		2- 0									
9- 4		2- 2		1- 0		AWAY		2- 1		3- 0									
3- 1		1- 1		0- 0		NEUTRAL		2- 0		0- 0									
13- 1		1- 1		2- 0		NON-CONFERENCE		5- 0		3- 0									
7- 1		0- 1		1- 0		HOME		4- 0		1- 0									
5- 0		1- 0		1- 0		AWAY		0- 0		2- 0									
1- 0		0- 0		0- 0		NEUTRAL		1- 0		0- 0									
11- 8		4- 6		0- 0		CONFERENCE		5- 1		2- 0									
5- 3		2- 3		0- 0		HOME		2- 0		1- 0									
4- 4		1- 2		0- 0		AWAY		2- 1		1- 0									
2- 1		1- 1		0- 0		NEUTRAL		1- 0		0- 0									
RPI 1-25		Team's RPI: 16		RPI 26-50		RPI 51-100		RPI 101+											
RPI	S	Opponent	Score	RPI	S	Opponent	Score	RPI	S	Opponent	Score	RPI	S	Opponent	Score				
3	H	Oklahoma	82 66	32	H	Iowa	82 64	56	N	Auburn	80 75	101	A	Marquette	68 50				
9	A	Kansas St.	86 72	47	A	Creighton	75 74	59	A	Oklahoma St.	63 64	141	A	Texas A&M	71 88				
9	H	Kansas St.	63 69					60	H	Mississippi St.	87 74	145	H	Northern Iowa	95 55				
10	H	Baylor	91 95					75	H	Eastern Ky.	86 75	173	A	San Diego	69 67				
10	N	Baylor	83 91					81	H	Temple	72 57	193	A	Kansas	75 50				
11	A	Texas	65 66					86	H	DePaul	79 75	193	H	Kansas	77 59				
13	H	Texas Tech	66 78					89	A	Missouri	62 52	210	A	Northwestern	71 61				
14	A	Colorado	73 86					89	H	Missouri	87 61	241	H	Niagara	95 58				
14	H	Colorado	85 75					92	A	Nebraska	82 71								
14	N	Colorado	58 56					92	H	Nebraska	88 54								
21	A	Drake	90 60					92	N	Nebraska	74 55								
25	H	Brigham Young	69 75																
LAST 10 Division I GAMES:																			
25	H	Brigham Young	69 75	10	H	Baylor	91 95												
81	H	Temple	72 57	193	H	Kansas	77 59												
10	N	Baylor	83 91	89	A	Missouri	62 52												
14	N	Colorado	58 56	59	A	Oklahoma St.	63 64												
92	N	Nebraska	74 55	14	H	Colorado	85 75												

Non-Div I Games:

Iowa St.

Loss,
Non-Conf, S Site,
H Home
A Away
N Neutral

Average RPI Win: 276												WON-LOST RECORD		WINNING PCT. RANK		LAST 10 GAMES		STRENGTH OF SCHEDULE		OPP. STRENGTH OF SCHEDULE		TEAM RPI		ADJ. RPI		CONF. RPI		ADJ CONF. RPI	
Average RPI Loss: 146																													
DIV. I ONLY												15- 13		132		6- 4		255		313		193		192		26		27	
DIV. I NON-CONF.												3- 5		214		1- 0		270		297		266		265		31		31	
TOTALS												RPI 1-25		RPI 26-50		W-L RECORDS		RPI 51-100				RPI 150+							
15- 13												0- 0		0- 0		OVERALL		0- 3				15- 5							
9- 3												0- 0		0- 0		HOME		0- 1				9- 0							
5- 8												0- 0		0- 0		AWAY		0- 1				5- 5							
1- 2												0- 0		0- 0		NEUTRAL		0- 1				1- 0							
3- 5												0- 0		0- 0		NON-CONFERENCE		0- 0				3- 2							
1- 1												0- 0		0- 0		HOME		0- 0				1- 0							
1- 3												0- 0		0- 0		AWAY		0- 0				1- 2							
1- 1												0- 0		0- 0		NEUTRAL		0- 0				1- 0							
12- 8												0- 0		0- 0		CONFERENCE		0- 3				12- 3							
8- 2												0- 0		0- 0		HOME		0- 1				8- 0							
4- 5												0- 0		0- 0		AWAY		0- 1				4- 3							
0- 1												0- 0		0- 0		NEUTRAL		0- 1				0- 0							
RPI 1-25												RPI 26-50		RPI 51-100		Team's RPI : 192													
RPI S	Opponent					Score	RPI S	Opponent					Score	RPI S	Opponent					Score	RPI S	Opponent					Score		
														77 A Southern U.	46	57		118 N Charlotte	46	54									
														77 H Southern U.	61	68		121 A Northwestern St.	55	56									
														77 N Southern U.	63	65		121 H Northwestern St.	82	83									
																		136 A Alabama St.	54	61									
																		136 H Alabama St.	52	60									
																		163 A Grambl ing	46	61									
																		163 H Grambl ing	81	69									
																		174 A Arkansas St.	62	69									
																		184 A Southern Mi ss.	46	53									
																		222 A Al corn St.	53	57									
																		222 H Al corn St.	55	50									
																		222 H Al corn St.	60	46									
																		275 N Wright St.	56	49									
																		276 A Al abama A&M	77	62									
																		276 H Al abama A&M	59	53									
																		277 A Texas Southern	69	56									
																		277 H Texas Southern	73	57									
																		292 A Prai rie View	47	50									
																		292 H Prai rie View	60	38									
																		293 A Ark. -Pi ne Bl uff	68	63									
																		293 H Ark. -Pi ne Bl uff	66	53									
																		318 A Centenary (La.)	71	59									
																		318 H Centenary (La.)	63	51									
																		320 A Mi ssi ssi ppi Val .	74	49									
																		320 H Mi ssi ssi ppi Val .	57	31									
LAST 10 Div												si on I GAMES:																	
														77 N Southern U.	63	65		320 H Mi ssi ssi ppi Val .	57	31									
														222 H Al corn St.	60	46		318 A Centenary (La.)	71	59									
														136 A Al abama St.	54	61		163 A Grambl ing	46	61									
														276 A Al abama A&M	77	62		292 A Prai rie View	47	50									
														293 H Ark. -Pi ne Bl uff	66	53		277 A Texas Southern	69	56									

J
a
c
k
s
o
n
s
t
.

J a c k s o n s t .

Jackson St.

■ Loss, ■ Non-Conf, S Site, H Home A Away N Neutral

Average RPI Win: 225		WON-LOST	WINNING	LAST 10	STRENGTH OF	OPP. STRENGTH	TEAM	ADJ.	CONF.	ADJ CONF.
Average RPI Loss: 199		RECORD	PCT. RANK	GAMES	SCHEDULE	OF SCHEDULE	RPI	RPI	RPI	RPI
DIV. I ONLY	3- 23	305	2- 8	273	265	309	309	24	24	
DIV. I NON-CONF.	0- 6	309	0- 0	251	279	318	318	24	24	
TOTALS	RPI 1-25	RPI 26-50	W-L RECORDS	RPI 51-100	RPI 150+					
3- 23	0- 0	0- 0	OVERALL	0- 0	3- 20					
2- 11	0- 0	0- 0	HOME	0- 0	2- 10					
1- 12	0- 0	0- 0	AWAY	0- 0	1- 10					
0- 0	0- 0	0- 0	NEUTRAL	0- 0	0- 0					
0- 6	0- 0	0- 0	NON-CONFERENCE	0- 0	0- 5					
0- 3	0- 0	0- 0	HOME	0- 0	0- 3					
0- 3	0- 0	0- 0	AWAY	0- 0	0- 2					
0- 0	0- 0	0- 0	NEUTRAL	0- 0	0- 0					
3- 17	0- 0	0- 0	CONFERENCE	0- 0	3- 15					
2- 8	0- 0	0- 0	HOME	0- 0	2- 7					
1- 9	0- 0	0- 0	AWAY	0- 0	1- 8					
0- 0	0- 0	0- 0	NEUTRAL	0- 0	0- 0					
RPI S	RPI 1-25 Opponent Score	RPI S	RPI 26-50 Opponent Score	RPI S	RPI 51-100 Opponent Score	RPI S	RPI 101+ Opponent Score	Team's RPI: 309		
						103	A Florida St.	51	97	
						109	A Georgia St.	60	90	
						109	H Georgia St.	50	67	
						153	A Fla. Atlantic	75	69	
						153	H Fla. Atlantic	76	94	
						159	H South Fla.	72	77	
						178	A Belmont	49	71	
						178	H Belmont	57	64	
						181	A UCF	52	63	
						181	H UCF	40	63	
						200	A Col. of Charleston	51	77	
						206	A Mercer	52	76	
						206	H Mercer	59	64	
						209	A Stetson	39	54	
						209	H Stetson	47	70	
						218	A Campbell	51	58	
						218	H Campbell	72	71	
						224	A Troy St.	67	85	
						224	H Troy St.	54	72	
						226	A Davidson	43	81	
						227	H Elon	47	57	
						257	H Navy	65	75	
						259	A Jacksonville St.	62	67	
						259	H Jacksonville St.	59	74	
						305	A Samford	54	55	
						305	H Samford	91	65	
			LAST 10 Division I GAMES:							
			224 H Troy St.	54	72	218 H Campbell	72	71		
			206 H Mercer	59	64	305 A Samford	54	55		
			153 A Fla. Atlantic	75	69	259 A Jacksonville St.	62	67		
			181 A UCF	52	63	178 H Belmont	57	64		
			109 H Georgia St.	50	67	209 A Stetson	39	54		

Non-Div I Games: Savannah St. 76 44

Jacksonville

Average RPI Win:		240	WON-LOST RECORD		WINNING PCT. RANK	LAST 10 GAMES	STRENGTH OF SCHEDULE		OPP. STRENGTH OF SCHEDULE	TEAM RPI	ADJ. RPI	CONF. RPI	ADJ CONF. RPI
Average RPI Loss:		171											
DIV. I ONLY		8- 19	267		5- 5	190		274	263	259	24	24	
DIV. I NON-CONF.		1- 6	290		0- 0	49		254	225	224	24	24	

TOTALS		RPI 1-25	RPI 26-50		W-L RECORDS		RPI 51-100		RPI 150+				
8- 19		0- 0	0- 1		OVERALL		0- 2		8- 14				
5- 7		0- 0	0- 0		HOME		0- 1		5- 5				
3- 10		0- 0	0- 0		AWAY		0- 1		3- 8				
0- 2		0- 0	0- 1		NEUTRAL		0- 0		0- 1				
1- 6		0- 0	0- 1		NON-CONFERENCE		0- 2		1- 3				
1- 1		0- 0	0- 0		HOME		0- 1		1- 0				
0- 3		0- 0	0- 0		AWAY		0- 1		0- 2				
0- 2		0- 0	0- 1		NEUTRAL		0- 0		0- 1				
7- 13		0- 0	0- 0		CONFERENCE		0- 0		7- 11				
4- 6		0- 0	0- 0		HOME		0- 0		4- 5				
3- 7		0- 0	0- 0		AWAY		0- 0		3- 6				
0- 0		0- 0	0- 0		NEUTRAL		0- 0		0- 0				

RPI 1-25		RPI 26-50		RPI 51-100		RPI 101+ Team's RPI: 259							
RPI S	Opponent	Score	RPI S	Opponent	Score	RPI S	Opponent	Score	RPI S	Opponent	Score		
			38 N	Houston	69 95	53 H	Al abama	53 72	109 A	Georgi a St.	61 65		
						60 A	Mi ssi ssi ppi St.	62 109	109 H	Georgi a St.	47 61		
									151 A	Northern Ari z.	47 70		
									153 A	Fl a. Atlanti c	76 78		
									153 H	Fl a. Atlanti c	93 91		
									154 H	South Al a.	61 56		
									178 A	Bel mont	73 71		
									178 H	Bel mont	60 70		
									181 A	UCF	65 85		
									181 H	UCF	62 72		
									206 A	Mercer	78 86		
									206 H	Mercer	62 73		
									209 A	Stetson	60 68		
									209 H	Stetson	101 63		
									218 A	Campbel l	66 67		
									218 H	Campbel l	61 65		
									224 A	Troy St.	67 70		
									224 H	Troy St.	42 52		
									254 A	Bi rmi ngham-So.	64 73		
									269 N	Cal Pol y	46 70		
									305 A	Samford	77 65		
									305 H	Samford	69 52		
									309 A	Jacksonville	74 59		
									309 H	Jacksonville	67 62		

LAST 10 Division I GAMES:													
			181 H	UCF	62 72		209 H	Stetson	101 63				
			153 H	Fl a. Atlanti c	93 91		309 H	Jacksonville	67 62				
			218 A	Campbel l	66 67		224 A	Troy St.	67 70				
			109 A	Georgi a St.	61 65		206 A	Mercer	78 86				
			178 A	Bel mont	73 71		305 H	Samford	69 52				

J
a
c
k
s
o
n
v
i
l
l
e
s
t

Jacksonville

Jacksonville St.

■ Loss, ■ Non-Conf, S Site, H Home A Away N Neutral

Average RPI Win: 201				WON-LOST RECORD		WINNING PCT. RANK		LAST 10 GAMES		STRENGTH OF SCHEDULE		OPP. STRENGTH OF SCHEDULE		TEAM RPI		ADJ. RPI		CONF. RPI		ADJ CONF. RPI	
DIV. I ONLY				15- 12		118		3- 7		131		119		121		120		14		14	
DIV. I NON-CONF.				5- 3		84		0- 0		132		61		86		84		15		15	
TOTALS				RPI 1-25		RPI 26-50		W-L RECORDS		RPI 51-100		RPI 150+									
15- 12				0- 3		0- 1		OVERALL		0- 3		11- 2									
10- 4				0- 1		0- 1		HOME		0- 1		8- 0									
4- 6				0- 2		0- 0		AWAY		0- 1		3- 2									
1- 2				0- 0		0- 0		NEUTRAL		0- 1		0- 0									
5- 3				0- 1		0- 1		NON-CONFERENCE		0- 1		3- 0									
4- 1				0- 0		0- 1		HOME		0- 0		3- 0									
0- 1				0- 1		0- 0		AWAY		0- 0		0- 0									
1- 1				0- 0		0- 0		NEUTRAL		0- 1		0- 0									
10- 9				0- 2		0- 0		CONFERENCE		0- 2		8- 2									
6- 3				0- 1		0- 0		HOME		0- 1		5- 0									
4- 5				0- 1		0- 0		AWAY		0- 1		3- 2									
0- 1				0- 0		0- 0		NEUTRAL		0- 0		0- 0									
RPI 1-25				RPI 26-50		RPI 51-100		RPI 101+		Team's RPI: 120											
RPI	S	Opponent	Score	RPI	S	Opponent	Score	RPI	S	Opponent	Score	RPI	S	Opponent	Score						
5	A	Vanderbilt	44 90	27	H	Virginia Tech	47 70	64	A	Delaware	50 58	111	A	George Mason	76 64						
12	A	Old Dominion	43 67					64	H	Delaware	55 59	111	H	George Mason	64 72						
12	H	Old Dominion	51 68					71	N	Illinois	45 85	111	N	George Mason	56 65						
												135	A	UNC Wilmington	52 55						
												135	H	UNC Wilmington	66 56						
												148	H	West Virginia	74 56						
												149	N	Stony Brook	80 58						
												155	A	Va. Commonwealth	76 73						
												155	H	Va. Commonwealth	72 67						
												180	H	Massachusetts	56 49						
												190	A	Drexel	54 66						
												190	H	Drexel	90 76						
												213	A	William & Mary	66 51						
												213	H	William & Mary	69 49						
												235	H	East Tenn. St.	76 58						
												256	A	Hofstra	55 61						
												256	H	Hofstra	66 58						
												270	H	Coastal Caro.	69 49						
												304	A	Towson	55 29						
												304	H	Towson	64 49						
LAST 10 Division I GAMES:				LAST 10 Division I GAMES:				LAST 10 Division I GAMES:				LAST 10 Division I GAMES:									
111 N George Mason 56 65				111 H George Mason 64 72				304 A Towson 55 29				213 H William & Mary 69 49									
155 H Va. Commonwealth 72 67				64 H Delaware 55 59				256 A Hofstra 55 61				190 A Drexel 54 66									
64 H Delaware 55 59				135 A UNC Wilmington 52 55				12 A Old Dominion 43 67													

James Madison

Non-Div I Games: Gardner-Webb 92 65

James Madison

Loss, Non-Conf, S Site, H Home A Away N Neutral

Average RPI Win: 190

Average RPI Loss: 65

WON-LOST
RECORDWINNING
PCT. RANKLAST 10
GAMESSTRENGTH OF
SCHEDULEOPP. STRENGTH
OF SCHEDULETEAM
RPIADJ.
RPICONF.
RPIADJ CONF.
RPI

DIV. I ONLY

4- 25

300

0- 10

19

45

195

193

2

2

DIV. I NON-CONF.

4- 8

224

0- 0

74

236

172

173

2

2

TOTALS

RPI 1-25

RPI 26-50

W-L RECORDS

RPI 51-100

RPI 150+

4- 25 0- 11

0- 2

OVERALL

0- 7

2- 4

3- 10 0- 4

0- 0

HOME

0- 5

1- 0

0- 11 0- 6

0- 2

AWAY

0- 2

0- 1

1- 4 0- 1

0- 0

NEUTRAL

0- 0

1- 3

4- 8 0- 0

0- 2

NON-CONFERENCE

0- 2

2- 4

3- 2 0- 0

0- 0

HOME

0- 2

1- 0

0- 3 0- 0

0- 2

AWAY

0- 0

0- 1

1- 3 0- 0

0- 0

NEUTRAL

0- 0

1- 3

0- 17 0- 11

0- 0

CONFERENCE

0- 5

0- 0

0- 8 0- 4

0- 0

HOME

0- 3

0- 0

0- 8 0- 6

0- 0

AWAY

0- 2

0- 0

0- 1 0- 1

0- 0

NEUTRAL

0- 0

0- 0

RPI 1-25

RPI S Opponent

Score

3 Oklahoma 57 79

9 Kansas St. 59 72

9 Kansas St. 40 65

10 Baylor 49 68

11 Texas 46 61

11 N Texas 61 63

13 Texas Tech 54 76

14 Colorado 41 80

14 Colorado 35 70

16 Iowa St. 59 77

16 Iowa St. 50 75

RPI 26-50

RPI S Opponent

Score

41 Arizona St. 52 73

47 Creighton 58 72

RPI 51-100

RPI S Opponent

Score

59 Oklahoma St. 48 73

67 Oregon 60 67

88 Weber St. 48 51

89 Missouri 57 69

89 Missouri 48 66

92 Nebraska 59 73

92 Nebraska 70 77

RPI 101+

Team's RPI: 193

RPI S Opponent

Score

136 Alabama St. 62 61

141 Texas A&M 51 58

144 Wichita St. 82 66

163 Grambling 77 58

165 N Hampton 63 67

168 St. Louis 61 73

171 N Georgetown 57 70

181 N UCF 59 71

317 N Morgan St. 88 53

LAST 10 Division I GAMES:

11 N Texas 61 63

11 Texas 46 61

16 Iowa St. 59 77

9 Kansas St. 40 65

92 Nebraska 70 77

89 Missouri 57 69

16 Iowa St. 50 75

3 Oklahoma 57 79

14 Colorado 41 80

59 Oklahoma St. 48 73

Non-Div I Games: P. R. -Mayaguez 93 42

Kansas

Loss, Non-Conf, S Site, H Home A Away N Neutral

Average RPI Win: 192		WON-LOST RECORD	WINNING PCT. RANK	LAST 10 GAMES	STRENGTH OF SCHEDULE	OPP. STRENGTH OF SCHEDULE	TEAM RPI	ADJ. RPI	CONF. RPI	ADJ CONF. RPI
DIV. I ONLY		20- 11	68	8- 2	125	178	91	90	18	18
DIV. I NON-CONF.		4- 8	224	0- 1	63	75	148	147	19	20
TOTALS		RPI 1-25	RPI 26-50	W-L RECORDS	RPI 51-100	RPI 150+				
20- 11		0- 1	1- 3	OVERALL	2- 0	12- 4				
9- 2		0- 0	1- 0	HOME	1- 0	6- 1				
6- 8		0- 1	0- 3	AWAY	0- 0	4- 3				
5- 1		0- 0	0- 0	NEUTRAL	1- 0	2- 0				
4- 8		0- 1	1- 3	NON-CONFERENCE	0- 0	2- 3				
2- 1		0- 0	1- 0	HOME	0- 0	1- 1				
0- 6		0- 1	0- 3	AWAY	0- 0	0- 2				
2- 1		0- 0	0- 0	NEUTRAL	0- 0	1- 0				
16- 3		0- 0	0- 0	CONFERENCE	2- 0	10- 1				
7- 1		0- 0	0- 0	HOME	1- 0	5- 0				
6- 2		0- 0	0- 0	AWAY	0- 0	4- 1				
3- 0		0- 0	0- 0	NEUTRAL	1- 0	1- 0				

RPI 1-25		RPI 26-50		RPI 51-100		Team's RPI: 90	RPI 101+					
RPI	S Opponent	Score	RPI	S Opponent	Score	RPI	S Opponent	Score				
9	A Kansas St.	65 93	28	A Florida	47 73	74	H Ball St.	64 57	102	H Toledo	62 67	
			32	A Iowa	65 76	74	N Ball St.	73 59	115	N Maine	53 78	
			44	A St. Peter's	50 56				117	A Eastern Mich.	71 54	
			50	H Indiana	77 66				122	N Howard	96 86	
									127	A Miami (Ohio)	67 72	
									127	H Miami (Ohio)	62 56	
									127	N Miami (Ohio)	74 50	
									139	A Northern Ill.	70 68	
									152	A St. Bonaventure	61 63	
									156	N UAB	74 59	
									160	A Western Mich.	73 83	
									172	H Rhode Island	64 76	
									179	H Duquesne	75 70	
									236	A Youngstown St.	64 79	
									237	A Buffalo	72 71	
									237	H Buffalo	81 54	
									243	H Central Mich.	78 48	
									251	H Ohio	92 42	
									251	N Ohio	83 63	
									272	A Bowling Green	74 60	
									272	H Bowling Green	82 62	
									285	A Marshall	59 39	
									313	A Akron	97 74	
									313	H Akron	82 45	
LAST 10 Division I GAMES:												
		9	A Kansas St.	65	93			313	A Akron	97	74	
			74	N Ball St.	73	59			237	H Buffalo	81	54
			127	N Miami (Ohio)	74	50			160	A Western Mich.	73	83
			251	N Ohio	83	63			74	H Ball St.	64	57
			251	H Ohio	92	42			313	H Akron	82	45

Non-Div I Games:

Kent St.

Loss,
Non-Conf, S Site,
H Home
A Away
N Neutral

Kentucky

Average RPI Win: 145
Average RPI Loss: 47

WON-LOST
RECORD

WINNING
PCT. RANK

LAST 10
GAMES

STRENGTH OF
SCHEDULE

OPP. STRENGTH
OF SCHEDULE

TEAM
RPI

ADJ.
RPI

CONF.
RPI

ADJ CONF.
RPI

DIV. I ONLY
DIV. I NON-CONF.

9- 20
7- 6

260
137

1- 9
0- 1

27
149

18
86

139
129

131
128

1
1

1
1

TOTALS

RPI 1-25

RPI 26-50

W-L RECORDS

RPI 51-100

RPI 150+

9- 20

0- 9

0- 3

OVERALL

5- 5

4- 1

3- 8

0- 3

0- 1

HOME

3- 3

0- 0

2- 11

0- 5

0- 2

AWAY

1- 2

1- 1

4- 1

0- 1

0- 0

NEUTRAL

1- 0

3- 0

7- 6

0- 2

0- 0

NON-CONFERENCE

3- 1

4- 1

3- 1

0- 0

0- 0

HOME

3- 0

0- 0

1- 5

0- 2

0- 0

AWAY

0- 1

1- 1

3- 0

0- 0

0- 0

NEUTRAL

0- 0

3- 0

2- 14

0- 7

0- 3

CONFERENCE

2- 4

0- 0

0- 7

0- 3

0- 1

HOME

0- 3

0- 0

1- 6

0- 3

0- 2

AWAY

1- 1

0- 0

1- 1

0- 1

0- 0

NEUTRAL

1- 0

0- 0

RPI 1-25

RPI S Opponent

Score

1 A Tennessee 64 89
5 A Vanderbilt 54 71
5 H Vanderbilt 57 73
8 A South Carolina 49 78
8 H South Carolina 73 74
17 A North Carolina 64 102
20 A Cincinnati 57 73
23 H LSU 59 75
23 N LSU 62 74

RPI 26-50

RPI S Opponent

Score

26 A Arkansas 64 76
28 A Florida 59 81
31 H Georgia 50 76

RPI 51-100

RPI S Opponent

Score

53 A Alabama 63 62
53 H Alabama 58 61
56 H Auburn 66 70
60 H Mississippi St. 54 59
60 N Mississippi St. 75 72
76 H Miami (Fla.) 60 57
78 H Louisville 72 53
81 H Temple 64 55
82 A Western Ky. 79 84
96 A Mississippi 66 76

RPI 101+

RPI S Opponent

Team's RPI: 131

Score

113 H Evansville 72 78
127 A Miami (Ohio) 64 73
155 A Va. Commonwealth 66 61
166 A Memphis 55 63
184 N Southern Miss. 59 44
307 N Sam Houston St. 100 55
308 N Lafayette 83 60

LAST 10 Division I GAMES:

23 N LSU 62 74
60 N Mississippi St. 75 72
1 A Tennessee 64 89
5 H Vanderbilt 57 73
20 A Cincinnati 57 73
28 A Florida 59 81
8 H South Carolina 73 74
96 A Mississippi 66 76
31 H Georgia 50 76
53 H Alabama 58 61

Kentucky

Kentucky

Non-Div I Games:

Kentucky

Loss, Non-Conf, S Site, H Home A Away N Neutral

Average RPI Win: 108		WON-LOST	WINNING	LAST 10	STRENGTH OF	OPP. STRENGTH	TEAM	ADJ.	CONF.	ADJ CONF.
Average RPI Loss: 19		RECORD	PCT. RANK	GAMES	SCHEDULE	OF SCHEDULE	RPI	RPI	RPI	RPI
DIV. I ONLY	18- 12	97	5- 5	13	1	24	23	1	1	
DIV. I NON-CONF.	8- 5	89	1- 1	65	24	54	52	1	1	
TOTALS	RPI 1-25	RPI 26-50	W-L RECORDS	RPI 51-100	RPI 150+					
18- 12	2- 8	4- 2	OVERALL	5- 2	5- 0					
13- 3	1- 2	3- 0	HOME	4- 1	5- 0					
2- 7	0- 4	0- 2	AWAY	1- 1	0- 0					
3- 2	1- 2	1- 0	NEUTRAL	0- 0	0- 0					
8- 5	0- 4	2- 0	NON-CONFERENCE	1- 1	5- 0					
7- 2	0- 1	1- 0	HOME	1- 1	5- 0					
0- 2	0- 2	0- 0	AWAY	0- 0	0- 0					
1- 1	0- 1	1- 0	NEUTRAL	0- 0	0- 0					
10- 7	2- 4	2- 2	CONFERENCE	4- 1	0- 0					
6- 1	1- 1	2- 0	HOME	3- 0	0- 0					
2- 5	0- 2	0- 2	AWAY	1- 1	0- 0					
2- 1	1- 1	0- 0	NEUTRAL	0- 0	0- 0					
RPI S Opponent	RPI 1-25 Team's RPI: 23 Score	RPI S Opponent	Score	RPI S Opponent	Score	RPI S Opponent	Score	RPI S Opponent	Score	
1 A Tennessee	67 79	26 A Arkansas	71 80	51 H Michigan	81 86	131 A Kentucky	75 59			
1 N Tennessee	81 80	26 H Arkansas	65 55	52 H Rice	72 47	131 N Kentucky	74 62			
5 A Vanderbilt	60 77	27 H Virginia Tech	66 65	53 A Alabama	73 82	163 H Grambling	101 58			
5 H Vanderbilt	53 64	28 H Florida	84 59	56 H Auburn	76 62	206 H Mercer	87 31			
5 N Vanderbilt	48 63	31 A Georgia	56 72	60 H Mississippi St.	88 77	242 H Tenn.-Martin	95 47			
6 H Purdue	54 70	48 N Santa Clara	84 78	96 A Mississippi	88 57	273 H La.-Lafayette	81 49			
8 H South Carolina	72 62			96 H Mississippi	81 70	292 H Prairie View	68 26			
11 A Texas	63 65									
14 A Colorado	58 69									
14 N Colorado	65 86									
LAST 10 Division I GAMES:										
14 A Colorado	58 69	53 A Alabama	73 82							
48 N Santa Clara	84 78	60 H Mississippi St.	88 77							
5 N Vanderbilt	48 63	8 H South Carolina	72 62							
1 N Tennessee	81 80	5 A Vanderbilt	60 77							
131 N Kentucky	74 62	26 A Arkansas	71 80							

LSU

Non-Div I Games:

LSU

Loss,
Non-Conf, S Site,
H Home
A Away
N Neutral

Average RPI Win: 220				WON-LOST RECORD		WINNING PCT. RANK		LAST 10 GAMES		STRENGTH OF SCHEDULE		OPP. STRENGTH OF SCHEDULE		TEAM RPI		ADJ. RPI		CONF. RPI		ADJ CONF. RPI	
DIV. I ONLY				6- 22		288		2- 8		211		151		284		284		16		16	
DIV. I NON-CONF.				4- 7		218		0- 0		195		192		213		215		12		12	
TOTALS				RPI 1-25		RPI 26-50		W-L RECORDS		RPI 51-100		RPI 150+									
6- 22				0- 0		0- 2		OVERALL		0- 5		6- 13									
5- 8				0- 0		0- 1		HOME		0- 1		5- 6									
0- 12				0- 0		0- 0		AWAY		0- 4		0- 6									
1- 2				0- 0		0- 1		NEUTRAL		0- 0		1- 1									
4- 7				0- 0		0- 2		NON-CONFERENCE		0- 1		4- 2									
3- 2				0- 0		0- 1		HOME		0- 0		3- 1									
0- 4				0- 0		0- 0		AWAY		0- 1		0- 1									
1- 1				0- 0		0- 1		NEUTRAL		0- 0		1- 0									
2- 15				0- 0		0- 0		CONFERENCE		0- 4		2- 11									
2- 6				0- 0		0- 0		HOME		0- 1		2- 5									
0- 8				0- 0		0- 0		AWAY		0- 3		0- 5									
0- 1				0- 0		0- 0		NEUTRAL		0- 0		0- 1									
RPI 1-25				RPI 26-50		RPI 51-100		RPI 101+		Team's RPI: 284											
RPI S	Opponent	Score	RPI S	Opponent	Score	RPI S	Opponent	Score	RPI S	Opponent	Score										
36	H Villanova	58 77	64	A Delaware	66 83	101	A Marquette	54 63													
38	N Houston	49 65	68	A George Washington	50 67	125	A Bucknell	65 89													
			68	H George Washington	61 87	152	H St. Bonaventure	60 77													
			80	A St. Joseph's	54 72	161	A Richmond	52 84													
			81	A Temple	61 71	161	H Richmond	74 95													
						172	H Rhode Island	40 77													
						175	A Xavier	64 82													
						175	H Xavier	63 58													
						179	A Duquesne	61 77													
						179	H Duquesne	62 70													
						180	H Massachusetts	58 77													
						180	N Massachusetts	46 58													
						187	H Pennsylvani a	74 69													
						190	A Drexel	69 76													
						197	A Dayton	72 82													
						197	H Dayton	77 76													
						223	H Colgate	94 66													
						239	A Fordham	60 62													
						256	N Hofstra	54 48													
						283	H St. John's (N.Y.)	57 53													
						312	H St. Francis (N.Y.)	87 90													
LAST 10 Division I GAMES:																					
	180	N Massachusetts	46	58	179	A Duquesne	61	77													
	81	A Temple	61	71	161	A Richmond	52	84													
	80	A St. Joseph's	54	72	68	H George Washington	61	87													
	197	H Dayton	77	76	239	A Fordham	60	62													
	175	H Xavier	63	58	179	H Duquesne	62	70													

Non-Div I Games:

La Salle

La. Lafayette										Through Games of 2002 Final											
Average RPI Win:		255		WON-LOST		WINNING		LAST 10		STRENGTH OF		OPP. STRENGTH		TEAM		ADJ.		CONF.		ADJ CONF.	
Average RPI Loss:		137		RECORD		PCT. RANK		GAMES		SCHEDULE		OF SCHEDULE		RPI		RPI		RPI		RPI	
DIV. I ONLY		7- 21		279		1- 9		207		175		275		273		11		11			
DIV. I NON-CONF.		6- 6		146		1- 0		263		261		211		213		13		13			
TOTALS		RPI 1-25		RPI 26-50		W-L RECORDS		RPI 51-100		RPI 150+											
7- 21		0- 3		0- 2		OVERALL		0- 1		7- 11											
4- 8		0- 1		0- 1		HOME		0- 1		4- 3											
3- 11		0- 2		0- 1		AWAY		0- 0		3- 7											
0- 2		0- 0		0- 0		NEUTRAL		0- 0		0- 1											
6- 6		0- 2		0- 0		NON-CONFERENCE		0- 0		6- 4											
4- 0		0- 0		0- 0		HOME		0- 0		4- 0											
2- 5		0- 2		0- 0		AWAY		0- 0		2- 3											
0- 1		0- 0		0- 0		NEUTRAL		0- 0		0- 1											
1- 15		0- 1		0- 2		CONFERENCE		0- 1		1- 7											
0- 8		0- 1		0- 1		HOME		0- 1		0- 3											
1- 6		0- 0		0- 1		AWAY		0- 0		1- 4											
0- 1		0- 0		0- 0		NEUTRAL		0- 0		0- 0											
RPI 1-25				RPI 26-50				RPI 51-100				RPI 101+ Team's RPI: 273									
RPI	S	Opponent	Score	RPI	S	Opponent	Score	RPI	S	Opponent	Score	RPI	S	Opponent	Score						
8	A	South Carolina	61 72	49	A	North Texas	34 88	82	H	Western Ky.	51 76	110	A	Denver	47 65						
15	H	Florida Int'l	50 85	49	H	North Texas	64 70					110	H	Denver	41 54						
23	A	LSU	49 81									126	H	Middle Tenn.	63 75						
												126	N	Middle Tenn.	59 90						
												154	A	South Ala.	46 63						
												154	H	South Ala.	47 58						
												157	A	Wofford	71 74						
												157	H	Wofford	75 72						
												166	A	Memphis	50 62						
												174	A	Arkansas St.	55 77						
												206	H	Mercer	70 67						
												207	A	New Mexico St.	62 94						
												207	H	New Mexico St.	68 72						
												221	N	High Point	56 75						
												225	A	New Orleans	70 64						
												225	H	New Orleans	60 71						
												252	A	Ark.-Little Rock	58 59						
												258	A	Southwest Tex. St.	66 61						
												261	A	Nicholls St.	64 70						
												299	H	McNeese St.	72 63						
												318	A	Centenary (La.)	77 56						
												321	H	Tex.-Pan American	70 61						
				LAST 10 Division I GAMES:																	
				126 N				15				H									

Non-Div I Games:

La. -Lafayette

Loss, Non-Conf, S Site, H Home A Away N Neutral

Average RPI Win:		270	WON-LOST RECORD		WINNING PCT. RANK	LAST 10 GAMES		STRENGTH OF SCHEDULE		OPP. STRENGTH OF SCHEDULE		TEAM RPI		ADJ. RPI		CONF. RPI		ADJ CONF. RPI					
Average RPI Loss:		169																					
DIV. I ONLY		9- 18	251		4- 6		263		256		269		267		27		26						
DIV. I NON-CONF.		2- 5	249		0- 0		141		130		207		201		27		27						
TOTALS		RPI 1-25	RPI 26-50		W-L RECORDS		RPI 51-100		RPI 150+														
9- 18		0- 0	0- 1		OVERALL		0- 4		9- 11														
6- 6		0- 0	0- 0		HOME		0- 1		6- 4														
3- 11		0- 0	0- 1		AWAY		0- 2		3- 7														
0- 1		0- 0	0- 0		NEUTRAL		0- 1		0- 0														
2- 5		0- 0	0- 1		NON-CONFERENCE		0- 2		2- 2														
1- 1		0- 0	0- 0		HOME		0- 0		1- 1														
1- 3		0- 0	0- 1		AWAY		0- 1		1- 1														
0- 1		0- 0	0- 0		NEUTRAL		0- 1		0- 0														
7- 13		0- 0	0- 0		CONFERENCE		0- 2		7- 9														
5- 5		0- 0	0- 0		HOME		0- 1		5- 3														
2- 8		0- 0	0- 0		AWAY		0- 1		2- 6														
0- 0		0- 0	0- 0		NEUTRAL		0- 0		0- 0														
RPI 1-25		RPI 26-50		RPI 51-100		RPI 101+		Team's RPI: 267															
RPI S	Opponent	Score	RPI S	Opponent	Score	RPI S	Opponent	Score	RPI S	Opponent	Score	RPI S	Opponent	Score	RPI S	Opponent	Score	RPI S	Opponent	Score			
26	A Arkansas	47 99	69	A Stephen F. Austin	54 86	121	A Northwestern St.	76 91	121	H Northwestern St.	67 81	154	H South Ala.	38 60	177	A Texas-San Antonio	37 63	177	H Texas-San Antonio	39 46			
			69	H Stephen F. Austin	60 66	121	H Northwestern St.	67 81	184	A Southern Mi ss.	38 56	198	A Texas-Arlington	44 59	198	H Texas-Arlington	62 67	224	A Troy St.	62 57			
			74	N Ball St.	63 85	154	H South Ala.	38 60	225	H New Orleans	83 55	253	A Southeastern La.	70 72	253	H Southeastern La.	74 70	258	A Southwest Tex. St.	72 59			
			99	A Loyol a Marymount	63 72	177	A Texas-San Antonio	37 63	258	H Southwest Tex. St.	72 69	261	A Ni chol ls St.	65 81	261	H Ni chol ls St.	53 54	297	A Lamar	45 55			
						177	H Texas-San Antonio	39 46	297	H Lamar	46 42	299	A McNeese St.	55 57	299	H McNeese St.	81 64	307	A Sam Houston St.	72 53			
						184	A Southern Mi ss.	38 56	299	H McNeese St.	81 64	307	H Sam Houston St.	81 59									
						198	A Texas-Arlington	44 59															
						224	A Troy St.	62 57															
						225	H New Orleans	83 55															
						253	A Southeastern La.	70 72															
						253	H Southeastern La.	74 70															
						258	A Southwest Tex. St.	72 59															
						258	H Southwest Tex. St.	72 69															
						261	A Ni chol ls St.	65 81															
						261	H Ni chol ls St.	53 54															
						297	A Lamar	45 55															
						297	H Lamar	46 42															
						299	A McNeese St.	55 57															
						299	H McNeese St.	81 64															
						307	A Sam Houston St.	72 53															
						307	H Sam Houston St.	81 59															
LAST 10 Division I GAMES:		LAST 10 Division I GAMES:		LAST 10 Division I GAMES:		LAST 10 Division I GAMES:		LAST 10 Division I GAMES:		LAST 10 Division I GAMES:		LAST 10 Division I GAMES:		LAST 10 Division I GAMES:		LAST 10 Division I GAMES:		LAST 10 Division I GAMES:		LAST 10 Division I GAMES:			
121	H Northwestern St.	67 81	177	A Texas-San Antonio	37 63	121	A Northwestern St.	76 91	177	A Texas-San Antonio	37 63	121	A Northwestern St.	76 91	177	A Texas-San Antonio	37 63	121	A Northwestern St.	76 91	177	A Texas-San Antonio	37 63
198	A Texas-Arlington	44 59	258	A Southwest Tex. St.	72 59	121	A Northwestern St.	76 91	258	A Southwest Tex. St.	72 59	121	A Northwestern St.	76 91	258	A Southwest Tex. St.	72 59	121	A Northwestern St.	76 91	258	A Southwest Tex. St.	72 59
69	A Stephen F. Austin	54 86	121	A Northwestern St.	76 91	121	A Northwestern St.	76 91	121	A Northwestern St.	76 91	121	A Northwestern St.	76 91	121	A Northwestern St.	76 91	121	A Northwestern St.	76 91	121	A Northwestern St.	76 91
253	H Southeastern La.	74 70	299	H McNeese St.	81 64	299	H McNeese St.	81 64	299	H McNeese St.	81 64	299	H McNeese St.	81 64	299	H McNeese St.	81 64	299	H McNeese St.	81 64	299	H McNeese St.	81 64
261	H Ni chol ls St.	53 54	307	H Sam Houston St.	81 59	307	H Sam Houston St.	81 59	307	H Sam Houston St.	81 59	307	H Sam Houston St.	81 59	307	H Sam Houston St.	81 59	307	H Sam Houston St.	81 59	307	H Sam Houston St.	81 59

La. -Monroe

Average RPI Win: 268		WON-LOST	WINNING	LAST 10	STRENGTH OF	OPP. STRENGTH	TEAM	ADJ.	CONF.	ADJ CONF.
Average RPI Loss: 190		RECORD	PCT. RANK	GAMES	SCHEDULE	OF SCHEDULE	RPI	RPI	RPI	RPI
DIV. I ONLY		8- 19	267	3- 7	301	278	296	297	27	26
DIV. I NON-CONF.		2- 5	249	0- 0	290	211	286	285	27	27
TOTALS		RPI 1-25	RPI 26-50	W-L RECORDS	RPI 51-100	RPI 150+				
8- 19		0- 1	0- 1	OVERALL	0- 2	8- 13				
7- 6		0- 0	0- 1	HOME	0- 1	7- 3				
1- 12		0- 1	0- 0	AWAY	0- 1	1- 9				
0- 1		0- 0	0- 0	NEUTRAL	0- 0	0- 1				
2- 5		0- 1	0- 1	NON-CONFERENCE	0- 0	2- 3				
2- 1		0- 0	0- 1	HOME	0- 0	2- 0				
0- 3		0- 1	0- 0	AWAY	0- 0	0- 2				
0- 1		0- 0	0- 0	NEUTRAL	0- 0	0- 1				
6- 14		0- 0	0- 0	CONFERENCE	0- 2	6- 10				
5- 5		0- 0	0- 0	HOME	0- 1	5- 3				
1- 9		0- 0	0- 0	AWAY	0- 1	1- 7				
0- 0		0- 0	0- 0	NEUTRAL	0- 0	0- 0				

RPI 1-25		RPI 26-50		RPI 51-100		RPI 101+ Team's RPI: 297	
RPI S	Opponent Score	RPI S	Opponent Score	RPI S	Opponent Score	RPI S	Opponent Score
11 A	Texas 47 80	28 H	Florida 45 88	69 A	Stephen F. Austin 56 79	121 A	Northwestern St. 58 73
				69 H	Stephen F. Austin 46 80	121 H	Northwestern St. 52 70
						168 A	St. Louis 41 71
						177 A	Texas-San Antonio 43 59
						177 H	Texas-San Antonio 52 39
						198 A	Texas-Arlington 64 81
						198 H	Texas-Arlington 52 51
						225 N	New Orleans 71 83
						253 A	Southeastern La. 61 80
						253 H	Southeastern La. 55 71
						258 A	Southwest Tex. St. 55 62
						258 H	Southwest Tex. St. 56 65
						261 A	Nicholls St. 51 59
						261 H	Nicholls St. 49 59
						267 A	La. -Monroe 42 46
						267 H	La. -Monroe 55 45
						277 H	Texas Southern 61 59
						299 A	McNeese St. 59 56
						299 H	McNeese St. 61 58
						300 A	UMKC 39 61
						307 A	Sam Houston St. 64 72
						307 H	Sam Houston St. 76 73
						321 H	Tex. -Pan American 71 47
LAST 10 Division I GAMES:							
307 A	Sam Houston St. 64 72	253 A	Southeastern La. 61 80				
299 A	McNeese St. 59 56	177 H	Texas-San Antonio 52 39				
69 H	Stephen F. Austin 46 80	258 H	Southwest Tex. St. 56 65				
198 H	Texas-Arlington 52 51	121 A	Northwestern St. 58 73				
261 A	Nicholls St. 51 59	267 A	La. -Monroe 42 46				

Lamar

Non-Div I Games:

Lamar

Loss,
Non-Conf, S Site,
H Home
A Away
N Neutral

Average RPI Win: 233		WON-LOST	WINNING	LAST 10	STRENGTH OF	OPP. STRENGTH	TEAM	ADJ.	CONF.	ADJ CONF.
Average RPI Loss: 176		RECORD	PCT. RANK	GAMES	SCHEDULE	OF SCHEDULE	RPI	RPI	RPI	RPI
DIV. I ONLY	12- 16	204	4- 6	174	290	208	212	25	25	
DIV. I NON-CONF.	4- 9	240	0- 0	125	268	204	207	25	26	
TOTALS	RPI 1-25	RPI 26-50	W-L RECORDS	RPI 51-100	RPI 150+					
12- 16	0- 1	0- 0	OVERALL	1- 2	10- 9					
8- 6	0- 0	0- 0	HOME	1- 0	6- 3					
4- 8	0- 1	0- 0	AWAY	0- 2	4- 4					
0- 2	0- 0	0- 0	NEUTRAL	0- 0	0- 2					
4- 9	0- 1	0- 0	NON-CONFERENCE	0- 1	3- 5					
3- 4	0- 0	0- 0	HOME	0- 0	2- 2					
1- 4	0- 1	0- 0	AWAY	0- 1	1- 2					
0- 1	0- 0	0- 0	NEUTRAL	0- 0	0- 1					
8- 7	0- 0	0- 0	CONFERENCE	1- 1	7- 4					
5- 2	0- 0	0- 0	HOME	1- 0	4- 1					
3- 4	0- 0	0- 0	AWAY	0- 1	3- 2					
0- 1	0- 0	0- 0	NEUTRAL	0- 0	0- 1					
RPI S Opponent Score	RPI 1-25	RPI 26-50	RPI S Opponent Score	RPI 51-100	RPI 101+ Team's RPI: 212					
17 A North Carolina	47 76			76 A Miami (Fla.)	49 76	108 H Boston U.	71 75			
				79 A Holy Cross	68 90	112 H Binghamton	67 60			
				79 H Holy Cross	84 75	125 A Bucknell I	63 71			
						125 H Bucknell I	72 73			
						149 H Stony Brook	61 74			
						155 H Va. Commonwealth	63 93			
						186 A Sacred Heart	65 50			
						214 A Quinnipiac	56 86			
						223 A Colgate	57 73			
						223 H Colgate	78 81			
						227 H Elon	83 68			
						229 H Columbia	67 58			
						246 A American	57 69			
						246 H American	68 60			
						247 H UMBC	57 71			
						257 A Navy	52 51			
						257 H Navy	87 60			
						264 A Princeton	61 76			
						272 N Bowling Green	55 63			
						294 A Army	67 58			
						294 H Army	60 58			
						294 N Army	66 71			
						308 A Lafayette	62 60			
						308 H Lafayette	68 35			
			LAST 10 Division I GAMES:							
			294 N Army	66 71	257 H Navy	87 60				
			125 H Bucknell I	72 73	223 A Colgate	57 73				
			308 A Lafayette	62 60	294 H Army	60 58				
			246 A American	57 69	308 H Lafayette	68 35				
			79 A Holy Cross	68 90	125 A Bucknell I	63 71				

Non-Div I Games:

Lehigh

Through Games of 2002 Final											
Average RPI Win: 245		WON-LOST RECORD	WINNING PCT. RANK	LAST 10 GAMES	STRENGTH OF SCHEDULE	OPP. STRENGTH OF SCHEDULE	TEAM RPI	ADJ. RPI	CONF. RPI	ADJ CONF. RPI	
DIV. I ONLY		23- 8	33	9- 1	237	224	97	98	31	31	
DIV. I NON-CONF.		7- 7	146	1- 1	52	300	109	109	28	28	
TOTALS		RPI 1-25	RPI 26-50	W-L RECORDS	RPI 51-100	RPI 150+					
23- 8		0- 2	0- 2	OVERALL	0- 1	22- 3					
9- 1		0- 0	0- 1	HOME	0- 0	9- 0					
9- 5		0- 2	0- 1	AWAY	0- 0	8- 2					
5- 2		0- 0	0- 0	NEUTRAL	0- 1	5- 1					
7- 7		0- 2	0- 2	NON-CONFERENCE	0- 1	6- 2					
2- 1		0- 0	0- 1	HOME	0- 0	2- 0					
3- 4		0- 2	0- 1	AWAY	0- 0	2- 1					
2- 2		0- 0	0- 0	NEUTRAL	0- 1	2- 1					
16- 1		0- 0	0- 0	CONFERENCE	0- 0	16- 1					
7- 0		0- 0	0- 0	HOME	0- 0	7- 0					
6- 1		0- 0	0- 0	AWAY	0- 0	6- 1					
3- 0		0- 0	0- 0	NEUTRAL	0- 0	3- 0					
RPI 1-25		RPI 26-50		RPI 51-100		Team's RPI: 98		RPI 101+			
RPI S	Opponent	Score	RPI S	Opponent	Score	RPI S	Opponent	Score	RPI S	Opponent	Score
4	A Duke	53 95	27	H Vi rgi ni a Tech	40 56	64	N Del aware	56 62	132	A Norfol k St.	64 60
8	A South Carol ina	61 69	39	A Vi rgi ni a	52 69				155	H Va. Commonweal th	65 60
									161	A Ri chmond	71 84
									165	A Hampton	71 60
									167	N UCLA	55 62
									182	N Cani si us	78 49
									221	A Hi gh Point	77 71
									221	H Hi gh Point	75 49
									227	A El on	59 68
									227	H El on	57 45
									237	N Buffal o	59 40
									245	A Charleston So.	71 62
									245	H Charleston So.	76 62
									245	N Charleston So.	54 41
									254	A Bi rmi ngham-So.	74 59
									254	H Bi rmi ngham-So.	72 56
									260	A Radford	62 52
									260	H Radford	52 43
									270	A Coastal Caro.	67 46
									270	H Coastal Caro.	74 45
									270	N Coastal Caro.	57 33
									291	A Wi nthrop	74 64
									291	H Wi nthrop	76 59
									316	A UNC Asheville	71 59
									316	H UNC Asheville	73 53
									316	N UNC Asheville	76 52
			LAST 10 Divi si on I GAMES:								
			8	A South Carol ina	61 69	254	H Bi rmi ngham-So.	72 56			
			270	N Coastal Caro.	57 33	221	A Hi gh Point	77 71			
			245	N Charleston So.	54 41	227	H El on	57 45			
			316	N UNC Asheville	76 52	270	H Coastal Caro.	74 45			
			260	H Radford	52 43	245	H Charleston So.	76 62			

Liberty

Liberty

Non-Div l Games:

Li berty

Loss, Non-Conf, S Site, H Home A Away N Neutral

Average RPI Win: 284		WON-LOST	WINNING	LAST 10	STRENGTH OF	OPP. STRENGTH	TEAM	ADJ.	CONF.	ADJ CONF.
Average RPI Loss: 172		RECORD	PCT. RANK	GAMES	SCHEDULE	OF SCHEDULE	RPI	RPI	RPI	RPI
DIV. I ONLY	9- 12	204	6- 0	318	305	282	281	32	32	
DIV. I NON-CONF.	2- 11	288	0- 0	228	125	285	286	32	32	
TOTALS	RPI 1-25	RPI 26-50	W-L RECORDS	RPI 51-100	RPI 150+					
9- 12	0- 0	0- 0	OVERALL	0- 2	9- 7					
5- 5	0- 0	0- 0	HOME	0- 0	5- 3					
3- 5	0- 0	0- 0	AWAY	0- 2	3- 3					
1- 2	0- 0	0- 0	NEUTRAL	0- 0	1- 1					
2- 11	0- 0	0- 0	NON-CONFERENCE	0- 2	2- 6					
1- 5	0- 0	0- 0	HOME	0- 0	1- 3					
0- 4	0- 0	0- 0	AWAY	0- 2	0- 2					
1- 2	0- 0	0- 0	NEUTRAL	0- 0	1- 1					
7- 1	0- 0	0- 0	CONFERENCE	0- 0	7- 1					
4- 0	0- 0	0- 0	HOME	0- 0	4- 0					
3- 1	0- 0	0- 0	AWAY	0- 0	3- 1					
0- 0	0- 0	0- 0	NEUTRAL	0- 0	0- 0					
RPI S	RPI 1-25 Opponent Score	RPI S	RPI 26-50 Opponent Score	RPI S	RPI 51-100 Opponent Score	RPI S	RPI 101+ Opponent Score	Team's RPI: 281		
				61 A Valparaiso	83 88	114 H Austin Peay	63 77			
				75 A Eastern Ky.	68 77	126 H Middle Tenn.	63 75			
						145 N Northern Iowa	68 78			
						168 A St. Louis	62 67			
						178 H Belmont	74 76			
						202 H Southeast Mo. St.	58 72			
						211 A Tex. A&M-Corp.	53 76			
						Chris				
						211 H Tex. A&M-Corp.	65 61			
						Chris				
						225 N New Orleans	81 63			
						242 H Tenn. -Martin	60 75			
						244 N California	45 80			
						254 A Birmingham-So.	78 64			
						271 H Murray St.	75 61			
						296 A Tennessee St.	72 74			
						318 A Centenary (La.)	72 49			
						318 H Centenary (La.)	69 51			
						319 H Morris Brown	91 44			
						321 A Tex. -Pan American	68 56			
						321 H Tex. -Pan American	81 66			
				LAST 10 Division I GAMES:						
			321 H Tex. -Pan American	81 66	321 A Tex. -Pan American	68 56				
			318 A Centenary (La.)	72 49	211 A Tex. A&M-Corp.	53 76				
			319 H Morris Brown	91 44	Chris					
			211 H Tex. A&M-Corp. Chris	65 61	244 N California	45 80				
			318 H Centenary (La.)	69 51	61 A Valparaiso	83 88				

Through Games of 2002 Final																					
Average RPI Win: 234		WON-LOST RECORD		WINNING PCT. RANK		LAST 10 GAMES		STRENGTH OF SCHEDULE		OPP. STRENGTH OF SCHEDULE		TEAM RPI		ADJ. RPI		CONF. RPI		ADJ CONF. RPI			
DIV. I ONLY		18- 12		97		8- 2		244		300		167		170		30		30			
DIV. I NON-CONF.		3- 6		224		0- 0		257		165		255		252		30		30			
TOTALS		RPI 1-25		RPI 26-50		W-L RECORDS		RPI 51-100		RPI 150+											
18- 12		0- 0		0- 1		OVERALL		0- 0		16- 7											
8- 2		0- 0		0- 0		HOME		0- 0		8- 0											
6- 4		0- 0		0- 0		AWAY		0- 0		4- 3											
4- 6		0- 0		0- 1		NEUTRAL		0- 0		4- 4											
3- 6		0- 0		0- 1		NON-CONFERENCE		0- 0		2- 3											
1- 1		0- 0		0- 0		HOME		0- 0		1- 0											
1- 0		0- 0		0- 0		AWAY		0- 0		0- 0											
1- 5		0- 0		0- 1		NEUTRAL		0- 0		1- 3											
15- 6		0- 0		0- 0		CONFERENCE		0- 0		14- 4											
7- 1		0- 0		0- 0		HOME		0- 0		7- 0											
5- 4		0- 0		0- 0		AWAY		0- 0		4- 3											
3- 1		0- 0		0- 0		NEUTRAL		0- 0		3- 1											
RPI 1-25		RPI 26-50		RPI 51-100		RPI 101+		Team's RPI: 170													
RPI S	Opponent	Score	RPI S	Opponent	Score	RPI S	Opponent	Score	RPI S	Opponent	Score										
39 N	Virginia	40	73									105	H	Georgia Tech	49	80					
												124 N	Morehead St.	79	82						
												143	A	St. Francis (Pa.)	81	66					
												143	A	St. Francis (Pa.)	53	74					
												143	H	St. Francis (Pa.)	63	86					
												149	A	Stony Brook	81	73					
												152 N	St. Bonaventure	45	61						
												186	A	Sacred Heart	71	63					
												186	H	Sacred Heart	52	51					
												186 N	Sacred Heart	73	56						
												201	A	Wagner	61	64					
												201	H	Wagner	83	53					
												205	A	Monmouth	75	60					
												205	H	Monmouth	81	80					
												214 N	Quinnipiac	67	57						
												223	H	Colgate	69	65					
												237 N	Buffalo	60	62						
												243 N	Central Mich.	58	79						
												247 N	UMBC	60	61						
												249	A	Fairleigh Dickinson	53	56					
												249	H	Fairleigh Dickinson	90	65					
												249 N	Fairleigh Dickinson	80	60						
												262	H	Mt. St. Mary's	77	67					
												303	A	Central Conn. St.	46	58					
												308 N	Lafayette	72	58						
												312	A	St. Francis (N.Y.)	70	57					
												312	H	St. Francis (N.Y.)	74	59					
												314	A	Robert Morris	89	72					
												143	A	St. Francis (Pa.)	81	66					
												214 N	Quinnipiac	67	57						
												314	A	Robert Morris	89	72					
												314	H	Robert Morris	65	48					

Non-Div I Games:

Long Island and

Loss, Non-Conf, S Site, H Home A Away N Neutral

Average RPI Win:		159		WON-LOST RECORD		WINNING PCT. RANK		LAST 10 GAMES		STRENGTH OF SCHEDULE		OPP. STRENGTH OF SCHEDULE		TEAM RPI		ADJ. RPI		CONF. RPI		ADJ CONF. RPI	
Average RPI Loss:		61																			
DIV. I ONLY		17- 13		112		4- 6		56		73		79		78		8		8			
DIV. I NON-CONF.		8- 6		107		0- 1		105		74		94		93		7		7			
TOTALS		RPI 1-25		RPI 26-50		W-L RECORDS		RPI 51-100		RPI 150+											
17- 13		1- 4		0- 3		OVERALL		1- 4		11- 1											
12- 1		1- 0		0- 0		HOME		0- 1		8- 0											
3- 9		0- 3		0- 2		AWAY		1- 2		1- 1											
2- 3		0- 1		0- 1		NEUTRAL		0- 1		2- 0											
8- 6		0- 1		0- 1		NON-CONFERENCE		1- 3		5- 0											
5- 1		0- 0		0- 0		HOME		0- 1		3- 0											
2- 3		0- 1		0- 0		AWAY		1- 1		1- 0											
1- 2		0- 0		0- 1		NEUTRAL		0- 1		1- 0											
9- 7		1- 3		0- 2		CONFERENCE		0- 1		6- 1											
7- 0		1- 0		0- 0		HOME		0- 0		5- 0											
1- 6		0- 2		0- 2		AWAY		0- 1		0- 1											
1- 1		0- 1		0- 0		NEUTRAL		0- 0		1- 0											
RPI S Opponent		RPI 1-25 Score		RPI S Opponent		RPI 26-50 Score		RPI S Opponent		RPI 51-100 Score		Team's RPI: 78		RPI S Opponent		RPI 101+ Score					
5	A	Vanderbi l t	32	71	34	N	Colorado St.	72	82	53	N	Al abama	89	90	101	A	Marquette	72	58		
20	A	Ci nci nnati	71	85	38	A	Houston	68	71	74	A	Ball St.	84	95	113	H	Evansville	84	74		
20	H	Ci nci nnati	71	65	40	A	Tul ane	54	70	82	H	Western Ky.	86	94	118	H	Charlotte	74	52		
20	N	Ci nci nnati	70	80						85	A	Ohio St.	67	66	127	H	Mi ami (Ohi o)	92	71		
24	A	TCU	50	57						86	A	DePaul	81	83	131	A	Kentucky	53	72		
															156	H	UAB	68	53		
															157	H	Wofford	83	59		
															159	H	South Fla.	85	72		
															166	H	Memphi s	95	88		
															168	H	St. Louis	63	60		
															183	H	Coppin St.	96	45		
															184	A	Southern Mi ss.	54	57		
															184	N	Southern Mi ss.	83	52		
															213	N	William & Mary	89	67		
															227	A	Illinois St.	72	58		
															248	H	East Caro.	84	68		
															270	H	Coastal Caro.	66	56		
LAST 10 Divi sion I GAMES:																					
74	A	Ball St.	84	95	86	A	DePaul	81	83												
20	N	Ci nci nnati	70	80	168	H	St. Louis	63	60												
184	N	Southern Mi ss.	83	52	166	H	Memphi s	95	88												
20	A	Ci nci nnati	71	85	40	A	Tul ane	54	70												
101	A	Marquette	72	58	184	A	Southern Mi ss.	54	57												

Non-Div I Games:

Louisville

Loss, Non-Conf, S Site, H Home A Away N Neutral

Average RPI Win: 253
Average RPI Loss: 124

WON-LOST
RECORD

WINNING
PCT. RANK

LAST 10
GAMES

STRENGTH OF
SCHEDULE

OPP. STRENGTH
OF SCHEDULE

TEAM
RPI

ADJ.
RPI

CONF.
RPI

ADJ CONF.
RPI

DIV. I ONLY	15- 14	150	3- 7	270	217	192	194	20	20
DIV. I NON-CONF.	6- 5	123	0- 0	287	217	199	200	20	19

TOTALS	RPI 1-25	RPI 26-50	W-L RECORDS	RPI 51-100	RPI 150+
15- 14	0- 1	0- 0	OVERALL	0- 7	15- 5
9- 7	0- 0	0- 0	HOME	0- 5	9- 1
5- 7	0- 1	0- 0	AWAY	0- 2	5- 4
1- 0	0- 0	0- 0	NEUTRAL	0- 0	1- 0
6- 5	0- 1	0- 0	NON-CONFERENCE	0- 2	6- 1
3- 3	0- 0	0- 0	HOME	0- 2	3- 0
2- 2	0- 1	0- 0	AWAY	0- 0	2- 1
1- 0	0- 0	0- 0	NEUTRAL	0- 0	1- 0
9- 9	0- 0	0- 0	CONFERENCE	0- 5	9- 4
6- 4	0- 0	0- 0	HOME	0- 3	6- 1
3- 5	0- 0	0- 0	AWAY	0- 2	3- 3
0- 0	0- 0	0- 0	NEUTRAL	0- 0	0- 0

RPI S Opponent Score
19 A Minnesota 61 90

RPI S Opponent Score

RPI S Opponent Score
62 A Wis. -Green Bay 71 85
62 H Wis. -Green Bay 53 72
62 H Wis. -Green Bay 47 73
79 H Holy Cross 60 80
84 A Wis. -Milwaukee 61 90
84 H Wis. -Milwaukee 49 74
86 H DePaul 72 80

RPI S Opponent Score Team's RPI: 194
130 H Bradley 50 69
169 A Detroit 55 57
169 H Detroit 62 72
203 A Ill. -Chicago 58 69
203 H Ill. -Chicago 61 59
208 H Chicago St. 68 54
229 H Columbia 75 50
232 A Northeastern 87 83
233 A Cleveland St. 69 61
233 H Cleveland St. 73 60
236 A Youngstown St. 58 57
236 H Youngstown St. 81 68
236 H Youngstown St. 76 60
240 A IUPUI 82 96
275 A Wright St. 76 44
275 H Wright St. 64 53
286 A Butler 73 81
286 H Butler 73 51
288 A Eastern Ill. 80 64
303 N Central Conn. St. 60 52
321 H Tex. -Pan American 76 51

LAST 10 Division I GAMES:

62 H Wis. -Green Bay	47 73	286 A Butler	73 81
236 H Youngstown St.	76 60	203 A Ill. -Chicago	58 69
169 H Detroit	62 72	169 A Detroit	55 57
233 H Cleveland St.	73 60	84 H Wis. -Milwaukee	49 74
275 A Wright St.	76 44	62 H Wis. -Green Bay	53 72

Loyola (Ill.)

Loyola (Ill.)

Non-Div I Games:

Loyola (Ill.)

Loss, Non-Conf, S Site, H Home A Away N Neutral

Average RPI Win: 234
Average RPI Loss: 149

WON-LOST
RECORD

WINNING
PCT. RANK

LAST 10
GAMES

STRENGTH OF
SCHEDULE

OPP. STRENGTH
OF SCHEDULE

TEAM
RPI

ADJ.
RPI

CONF.
RPI

ADJ CONF.
RPI

DIV. I ONLY	12- 17	215	4- 6	268	186	230	231	17	17
DIV. I NON-CONF.	6- 3	59	0- 0	295	240	175	175	17	17

TOTALS	RPI 1-25	RPI 26-50	W-L RECORDS	RPI 51-100	RPI 150+
12- 17	0- 1	0- 3	OVERALL	1- 1	11- 9
7- 7	0- 1	0- 1	HOME	1- 0	6- 4
4- 9	0- 0	0- 1	AWAY	0- 1	4- 5
1- 1	0- 0	0- 1	NEUTRAL	0- 0	1- 0
6- 3	0- 1	0- 0	NON-CONFERENCE	0- 0	6- 1
3- 2	0- 1	0- 0	HOME	0- 0	3- 1
3- 1	0- 0	0- 0	AWAY	0- 0	3- 0
0- 0	0- 0	0- 0	NEUTRAL	0- 0	0- 0
6- 14	0- 0	0- 3	CONFERENCE	1- 1	5- 8
4- 5	0- 0	0- 1	HOME	1- 0	3- 3
1- 8	0- 0	0- 1	AWAY	0- 1	1- 5
1- 1	0- 0	0- 1	NEUTRAL	0- 0	1- 0

RPI S Opponent Score

9 H Kansas St. 60 72

RPI S Opponent Score

44 A St. Peter's 42 80

44 H St. Peter's 66 74

44 N St. Peter's 56 70

RPI S Opponent Score

57 A Si ena 66 84

57 H Si ena 63 51

RPI S Opponent Score Team's RPI: 231

119 A Manhattan 63 72

119 H Manhattan 50 53

138 A Maryl and 51 82

155 H Va. Commonweal th 69 72

158 A Fai rfi el d 59 61

158 H Fai rfi el d 90 85

182 A Cani si us 70 80

182 H Cani si us 76 86

213 H William & Mary 60 59

216 A Mari st 46 64

216 H Mari st 79 67

241 A Ni agara 64 73

241 H Ni agara 68 50

241 N Ni agara 79 67

246 H Ameri can 70 60

247 A UMBC 55 51

268 A I ona 61 73

268 H I ona 54 56

278 A Md. -East. Shore 78 71

289 A Ri der 81 66

289 H Ri der 69 71

304 H Towson 70 54

313 A Akron 69 57

LAST 10 Divi sion I GAMES:

44 N St. Peter's	56 70	57 H Si ena	63 51
241 N Ni agara	79 67	216 H Mari st	79 67
241 A Ni agara	64 73	289 A Ri der	81 66
182 A Cani si us	70 80	44 A St. Peter's	42 80
268 H I ona	54 56	158 A Fai rfi el d	59 61

Non-Div I Games:

Loyol a (Md.)

Loss, Non-Conf, S Site, H Home A Away N Neutral

Average RPI Win: 171		WON-LOST	WINNING	LAST 10	STRENGTH OF	OPP. STRENGTH	TEAM	ADJ.	CONF.	ADJ CONF.	
Average RPI Loss: 91		RECORD	PCT. RANK	GAMES	SCHEDULE	OF SCHEDULE	RPI	RPI	RPI	RPI	
DIV. I ONLY		15- 13	132	4- 6	68	125	100	99	9	9	
DIV. I NON-CONF.		8- 5	89	0- 0	113	205	92	92	10	10	
TOTALS		RPI 1-25	RPI 26-50	W-L RECORDS	RPI 51-100	RPI 150+					
15- 13		0- 0	2- 5	OVERALL	2- 4	9- 2					
9- 3		0- 0	0- 2	HOME	1- 1	7- 0					
5- 9		0- 0	2- 3	AWAY	1- 2	2- 2					
1- 1		0- 0	0- 0	NEUTRAL	0- 1	0- 0					
8- 5		0- 0	1- 2	NON-CONFERENCE	0- 1	6- 1					
5- 0		0- 0	0- 0	HOME	0- 0	5- 0					
2- 5		0- 0	1- 2	AWAY	0- 1	1- 1					
1- 0		0- 0	0- 0	NEUTRAL	0- 0	0- 0					
7- 8		0- 0	1- 3	CONFERENCE	2- 3	3- 1					
4- 3		0- 0	0- 2	HOME	1- 1	2- 0					
3- 4		0- 0	1- 1	AWAY	1- 1	1- 1					
0- 1		0- 0	0- 0	NEUTRAL	0- 1	0- 0					
RPI 1-25		RPI 26-50		RPI 51-100		Team's RPI: 99		RPI 101+			
RPI S	Opponent	Score	RPI S	Opponent	Score	RPI S	Opponent	Score	RPI S	Opponent	Score
34	A Colorado St.	57 71	73	A Oregon St.	58 65	111	N George Mason	63 52			
37	A Pepperdi ne	75 67	93	A San Franci sco	62 71	146	A Portland	70 84			
37	H Pepperdi ne	62 67	93	H San Franci sco	76 58	146	H Portland	71 48			
41	A Ari zona St.	70 63	93	N San Franci sco	63 65	149	A Stony Brook	61 67			
42	A New Mexi co	61 71	100	A St. Mary' s (Cal .)	81 79	151	A Northern Ari z.	63 78			
48	A Santa Clara	63 65	100	H St. Mary' s (Cal .)	69 77	173	A San Diego	60 62			
48	H Santa Clara	58 73				173	H San Di ego	73 65			
						174	H Arkansas St.	60 58			
						195	H Long Beach St.	76 68			
						216	H Mari st	59 50			
						230	A Gonzaga	76 74			
						230	H Gonzaga	63 49			
						267	H La. -Monroe	72 63			
						269	H Cal Pol y	54 46			
						287	A UC Irvi ne	66 60			
LAST 10 Div sion I GAMES:											
			93	N San Franci sco	63 65	93	A San Franci sco	62 71			
			173	A San Diego	60 62	100	A St. Mary' s (Cal .)	81 79			
			48	A Santa Clara	63 65	37	H Pepperdi ne	62 67			
			146	H Portl and	71 48	37	A Pepperdi ne	75 67			
			230	H Gonzaga	63 49	48	H Santa Clara	58 73			

Non-Di v I Games:

Loyol a Marymount

Loyol a Marymount

Loyol a Marymount

Through Games of 2002 Final											
Average RPI Win: 169		WON-LOST RECORD	WINNING PCT. RANK	LAST 10 GAMES	STRENGTH OF SCHEDULE	OPP. STRENGTH OF SCHEDULE	TEAM RPI	ADJ. RPI	CONF. RPI	ADJ CONF. RPI	
Average RPI Loss: 118											
DIV. I ONLY		16- 12	108	6- 4	126	126	112	115	13	13	
DIV. I NON-CONF.		7- 4	75	0- 0	122	127	84	88	14	14	

TOTALS		RPI 1-25		RPI 26-50	W-L RECORDS		RPI 51-100		RPI 150+		
16- 12		0- 0		0- 1	OVERALL		2- 3		8- 2		
8- 4		0- 0		0- 0	HOME		0- 1		4- 1		
5- 7		0- 0		0- 1	AWAY		0- 1		3- 1		
3- 1		0- 0		0- 0	NEUTRAL		2- 1		1- 0		
7- 4		0- 0		0- 1	NON-CONFERENCE		2- 1		5- 1		
2- 2		0- 0		0- 0	HOME		0- 0		2- 1		
2- 1		0- 0		0- 1	AWAY		0- 0		2- 0		
3- 1		0- 0		0- 0	NEUTRAL		2- 1		1- 0		
9- 8		0- 0		0- 0	CONFERENCE		0- 2		3- 1		
6- 2		0- 0		0- 0	HOME		0- 1		2- 0		
3- 6		0- 0		0- 0	AWAY		0- 1		1- 1		
0- 0		0- 0		0- 0	NEUTRAL		0- 0		0- 0		

RPI 1-25		RPI 26-50		RPI 51-100		RPI 101+		Team's RPI: 115			
RPI S	Opponent	Score	RPI S	Opponent	Score	RPI S	Opponent	Score			
31	A Georgi a	57 88	54	A Vermont	44 65	108	A Boston U.	65 76			
			54	H Vermont	58 59	108	H Boston U.	67 64			
			66	N UNC Greensboro	62 59	112	A Bi nghamton	71 85			
			68	N George Washi ngton	47 59	112	H Bi nghamton	63 62			
			90	N Kent St.	78 53	130	H Bradley	56 84			
						133	A Hartford	58 49			
						133	A Hartford	55 59			
						133	H Hartford	58 72			
						134	A New Hampshi re	68 65			
						134	H New Hampshi re	64 51			
						149	A Stony Brook	52 60			
						149	H Stony Brook	75 61			
						162	N Ga. Southern	71 54			
						172	H Rhode Isl and	50 39			
						175	H Xavi er	79 67			
						209	A Stetson	78 62			
						217	H Dartmouth	72 81			
						232	A Northeastern	73 82			
						232	H Northeastern	82 62			
						239	A Fordham	52 39			
						298	A Al bany (N. Y.)	59 53			
						298	H Al bany (N. Y.)	88 58			

LAST 10 Division I GAMES:											
133	A Hartford	55 59	298	A Al bany (N. Y.)	59 53						
133	H Hartford	58 72	232	H Northeastern	82 62						
108	H Boston U.	67 64	149	H Stony Brook	75 61						
134	A New Hampshi re	68 65	232	A Northeastern	73 82						
54	A Vermont	44 65	134	H New Hampshi re	64 51						

Maine

Maine

Non-Div I Games:

Mai ne

■ Loss, ■ Non-Conf, S Site, H Home A Away N Neutral

Average RPI Win:		212		WON-LOST RECORD		WINNING PCT. RANK		LAST 10 GAMES		STRENGTH OF SCHEDULE		OPP. STRENGTH OF SCHEDULE		TEAM RPI		ADJ. RPI		CONF. RPI		ADJ. CONF. RPI		
DIV. I ONLY		18- 11		80		7- 3				161		195		119		119		17		17		
DIV. I NON-CONF.		5- 4		113		0- 0				135		234		130		131		17		17		
TOTALS		RPI 1-25		RPI 26-50		W-L RECORDS		RPI 51-100		RPI 150+												
18- 11		0- 0		0- 3		OVERALL		1- 2		15- 5												
10- 3		0- 0		0- 1		HOME		1- 0		8- 1												
7- 7		0- 0		0- 1		AWAY		0- 2		6- 4												
1- 1		0- 0		0- 1		NEUTRAL		0- 0		1- 0												
5- 4		0- 0		0- 0		NON-CONFERENCE		0- 1		3- 2												
3- 1		0- 0		0- 0		HOME		0- 0		2- 0												
2- 3		0- 0		0- 0		AWAY		0- 1		1- 2												
0- 0		0- 0		0- 0		NEUTRAL		0- 0		0- 0												
13- 7		0- 0		0- 3		CONFERENCE		1- 1		12- 3												
7- 2		0- 0		0- 1		HOME		1- 0		6- 1												
5- 4		0- 0		0- 1		AWAY		0- 1		5- 2												
1- 1		0- 0		0- 1		NEUTRAL		0- 0		1- 0												
RPI 1-25		RPI 26-50		RPI 51-100		Team's RPI: 119																
RPI S	Opponent	Score	RPI S	Opponent	Score	RPI S	Opponent	Score	RPI S	Opponent	Score	RPI S	Opponent	Score								
44	A St. Peter's	57 71	57	A Si ena	53 71	111	A George Mason	44 41														
44	H St. Peter's	59 62	57	H Si ena	78 72	132	H Norfolk St.	70 72														
44	N St. Peter's	50 54	65	A Harvard	69 75	134	H New Hampshi re	70 54														
									158	A Fai rfi el d	80 62											
									158	H Fai rfi el d	66 64											
									159	A South Fla.	58 66											
									182	A Cani si us	59 66											
									182	H Cani si us	83 101											
									201	A Wagner	40 46											
									209	A Stetson	66 63											
									216	A Mari st	57 61											
									216	H Mari st	81 71											
									216	N Mari st	70 54											
									231	A Loyol a (Md.)	53 50											
									231	H Loyol a (Md.)	72 63											
									239	H Fordham	74 60											
									241	A Ni agara	73 69											
									241	H Ni agara	78 65											
									264	H Pri nceton	63 55											
									268	A Il ona	69 56											
									268	H Il ona	71 60											
									289	A Ri der	56 48											
									289	H Ri der	77 69											
LAST 10 Div si on I GAMES:																						
									44	N St. Peter's	50 54	268	H Il ona	71 60								
									216	N Mari st	70 54	57	A Si ena	53 71								
									268	A Il ona	69 56	289	A Ri der	56 48								
									57	H Si ena	78 72	44	H St. Peter's	59 62								
									158	A Fai rfi el d	80 62	231	A Loyol a (Md.)	53 50								

Non-Div l Games:

Manhattan

Loss, Non-Conf, S Site, H Home A Away N Neutral

Average RPI Win: 223		WON-LOST RECORD	WINNING PCT. RANK	LAST 10 GAMES	STRENGTH OF SCHEDULE	OPP. STRENGTH OF SCHEDULE	TEAM RPI	ADJ. RPI	CONF. RPI	ADJ CONF. RPI
DIV. I ONLY	11- 17	224	2- 8	195	185	217	216	17	17	
DIV. I NON-CONF.	4- 5	185	0- 0	205	203	188	188	17	17	
<hr/>										
TOTALS	RPI 1-25	RPI 26-50	W-L RECORDS		RPI 51-100	RPI 150+				
11- 17	0- 0	0- 2	OVERALL		0- 4	9- 7				
6- 7	0- 0	0- 1	HOME		0- 2	5- 3				
5- 9	0- 0	0- 1	AWAY		0- 2	4- 4				
0- 1	0- 0	0- 0	NEUTRAL		0- 0	0- 0				
<hr/>										
4- 5	0- 0	0- 0	NON-CONFERENCE		0- 2	3- 1				
2- 2	0- 0	0- 0	HOME		0- 1	2- 0				
2- 3	0- 0	0- 0	AWAY		0- 1	1- 1				
0- 0	0- 0	0- 0	NEUTRAL		0- 0	0- 0				
<hr/>										
7- 12	0- 0	0- 2	CONFERENCE		0- 2	6- 6				
4- 5	0- 0	0- 1	HOME		0- 1	3- 3				
3- 6	0- 0	0- 1	AWAY		0- 1	3- 3				
0- 1	0- 0	0- 0	NEUTRAL		0- 0	0- 0				
<hr/>										
RPI 1-25		RPI 26-50		RPI 51-100		RPI 101+		Team's RPI: 216		
RPI S	Opponent	Score	RPI S	Opponent	Score	RPI S	Opponent	Score		
			44 A St. Peter's	40 67	57 A Si ena	51 79	104 H Provi dence	70 81		
			44 H St. Peter's	51 66	57 H Si ena	52 55	119 A Manhattan	71 81		
					64 H Del aware	72 87	119 H Manhattan	61 57		
					99 A Loyol a Marymount	50 59	119 N Manhattan	54 70		
							125 A Bucknel l	69 64		
							134 A New Hampshi re	60 70		
							158 A Fai rfi el d	85 71		
							158 H Fai rfi el d	68 75		
							182 A Cani si us	82 103		
							182 H Cani si us	80 92		
							229 H Col umbi a	104 47		
							231 A Loyol a (Md.)	67 79		
							231 H Loyol a (Md.)	64 46		
							241 A Ni agara	61 83		
							241 H Ni agara	80 51		
							246 A Ameri can	73 65		
							268 A I ona	71 57		
							268 H I ona	84 64		
							283 H St. John' s (N. Y.)	75 49		
							287 A UC I rvi ne	63 73		
							289 A Ri der	73 63		
							289 H Ri der	70 72		
<hr/>										
			LAST 10 Div si on I GAMES:							
			119 N Manhattan	54 70	231 A Loyol a (Md.)	67 79				
			57 H Si ena	52 55	44 H St. Peter's	51 66				
			268 H I ona	84 64	158 H Fai rfi el d	68 75				
			289 A Ri der	73 63	241 A Ni agara	61 83				
			57 A Si ena	51 79	182 A Cani si us	82 103				

Non-Di v I Games:

Mari st

Average RPI Win:		153	WON-LOST	WINNING	LAST 10	STRENGTH OF	OPP. STRENGTH	TEAM	ADJ.	CONF.	ADJ CONF.
Average RPI Loss:		59	RECORD	PCT. RANK	GAMES	SCHEDULE	OF SCHEDULE	RPI	RPI	RPI	RPI
DIV. I ONLY	13- 14	177	3- 7	57	68	101	101	8	8		
DIV. I NON-CONF.	6- 6	146	0- 0	58	30	85	82	7	7		
TOTALS	RPI 1-25	RPI 26-50	W-L RECORDS	RPI 51-100	RPI 150+						
13- 14	0- 3	2- 5	OVERALL	2- 4	9- 1						
7- 5	0- 2	1- 1	HOME	1- 2	5- 0						
6- 6	0- 1	1- 2	AWAY	1- 2	4- 0						
0- 3	0- 0	0- 2	NEUTRAL	0- 0	0- 1						
6- 6	0- 1	1- 4	NON-CONFERENCE	2- 1	3- 0						
3- 2	0- 1	0- 1	HOME	1- 0	2- 0						
3- 2	0- 0	1- 1	AWAY	1- 1	1- 0						
0- 2	0- 0	0- 2	NEUTRAL	0- 0	0- 0						
7- 8	0- 2	1- 1	CONFERENCE	0- 3	6- 1						
4- 3	0- 1	1- 0	HOME	0- 2	3- 0						
3- 4	0- 1	0- 1	AWAY	0- 1	3- 0						
0- 1	0- 0	0- 0	NEUTRAL	0- 0	0- 1						
RPI S Opponent	RPI 1-25	Score	RPI S Opponent	RPI 26-50	Score	RPI S Opponent	RPI 51-100	Score	RPI S Opponent	RPI 101+	Team's RPI: 101
16 H Iowa St.	50	68	29 A Notre Dame	33	60	51 A Mi chi gan	49	65	118 A Charlotte	44	62
20 H Cincinnati	53	63	32 N Iowa	54	69	78 H Louisville	58	72	156 A UAB	65	42
24 A TCU	57	72	33 H Wisconsin	55	56	84 A Wisconsin-Milwaukee	67	65	159 A South Fla.	70	54
			34 A Colorado St.	56	52	86 A DePaul	56	66	166 H Memphis	77	61
			38 A Houston	57	61	86 H DePaul	60	64	168 H St. Louis	65	50
			40 H Tulane	65	44	100 H St. Mary's (Cal.)	62	58	168 N St. Louis	40	43
			45 N Michigan St.	63	65				174 A Arkansas St.	63	60
									184 H Southern Miss.	68	59
									197 H Dayton	91	63
									248 A East Caro.	78	70
									284 H La Salle	63	54
LAST 10 Division I GAMES:											
168 N St. Louis	40	43	248 A East Caro.	78	70						
24 A TCU	57	72	118 A Charlotte	44	62						
38 A Houston	57	61	86 A DePaul	56	66						
78 H Louisville	58	72	40 H Tulane	65	44						
20 H Cincinnati	53	63	184 H Southern Miss.	68	59						

Marquette

Marquette

Non-Div I Games: Alaska Anchorage 88 50

Marquette

Average RPI Win: 272		WON-LOST	WINNING	LAST 10	STRENGTH OF	OPP. STRENGTH	TEAM	ADJ.	CONF.	ADJ CONF.
Average RPI Loss: 158		RECORD	PCT. RANK	GAMES	SCHEDULE	OF SCHEDULE	RPI	RPI	RPI	RPI
DIV. I ONLY	8- 19	267	4- 6	277	238	286	285	18	18	
DIV. I NON-CONF.	3- 7	245	0- 0	249	289	272	273	19	20	
TOTALS	RPI 1-25	RPI 26-50	W-L RECORDS	RPI 51-100	RPI 150+					
8- 19	0- 0	0- 0	OVERALL	0- 4	8- 7					
3- 7	0- 0	0- 0	HOME	0- 1	3- 3					
3- 9	0- 0	0- 0	AWAY	0- 3	3- 3					
2- 3	0- 0	0- 0	NEUTRAL	0- 0	2- 1					
3- 7	0- 0	0- 0	NON-CONFERENCE	0- 2	3- 3					
1- 1	0- 0	0- 0	HOME	0- 0	1- 1					
0- 3	0- 0	0- 0	AWAY	0- 2	0- 1					
2- 3	0- 0	0- 0	NEUTRAL	0- 0	2- 1					
5- 12	0- 0	0- 0	CONFERENCE	0- 2	5- 4					
2- 6	0- 0	0- 0	HOME	0- 1	2- 2					
3- 6	0- 0	0- 0	AWAY	0- 1	3- 2					
0- 0	0- 0	0- 0	NEUTRAL	0- 0	0- 0					
RPI S	RPI 1-25 Opponent Score	RPI S	RPI 26-50 Opponent Score	RPI S	RPI 51-100 Opponent Score	RPI S	RPI 101+ Opponent Score	Team's RPI: 285		
					59 A Oklahoma St. 58 78	102 A Toledo 50 56				
					74 A Ball St. 42 50	117 A Eastern Mich. 49 68				
					75 A Eastern Ky. 43 88	117 H Eastern Mich. 44 57				
					90 H Kent St. 39 59	124 N Morehead St. 68 80				
						127 A Miami (Ohio) 45 67				
						127 H Miami (Ohio) 49 79				
						139 H Northern Ill. 55 79				
						148 N West Virginia 37 65				
						160 H Western Mich. 52 71				
						176 N South Carolina St. 62 48				
						237 A Buffalo 55 35				
						243 A Central Mich. 67 64				
						246 A American 87 89				
						251 A Ohio 67 77				
						251 H Ohio 73 80				
						257 H Navy 61 71				
						272 A Bowling Green 52 76				
						272 H Bowling Green 56 43				
						274 N Southern Utah 74 77				
						306 N Cal St. Northridge 76 58				
						313 A Akron 71 68				
						313 H Akron 63 37				
						314 H Robert Morris 77 60				
					LAST 10 Division I GAMES:					
					117 A Eastern Mich. 49 68	237 A Buffalo 55 35				
					313 H Akron 63 37	117 H Eastern Mich. 44 57				
					102 A Toledo 50 56	251 A Ohio 67 77				
					127 A Miami (Ohio) 45 67	127 H Miami (Ohio) 49 79				
					272 H Bowling Green 56 43	313 A Akron 71 68				

Non-Div I Games: West Va. Tech 98 57

Marshall

Loss, Non-Conf, S Site, H Home A Away N Neutral

Marshall

Marshall

Average RPI Win: 155		WON-LOST	WINNING	LAST 10	STRENGTH OF	OPP. STRENGTH	TEAM	ADJ.	CONF.	ADJ CONF.
Average RPI Loss: 58		RECORD	PCT. RANK	GAMES	SCHEDULE	OF SCHEDULE	RPI	RPI	RPI	RPI
DIV. I ONLY		12- 17	215	2- 7	66	42	138	138	4	4
DIV. I NON-CONF.		7- 4	75	0- 0	189	147	118	119	4	4
TOTALS		RPI 1-25	RPI 26-50	W-L RECORDS	RPI 51-100	RPI 150+				
12- 17		0- 6	0- 2	OVERALL	2- 5	5- 1				
9- 5		0- 3	0- 1	HOME	1- 1	5- 0				
0- 9		0- 2	0- 1	AWAY	0- 2	0- 1				
3- 3		0- 1	0- 0	NEUTRAL	1- 2	0- 0				
7- 4		0- 1	0- 0	NON-CONFERENCE	1- 2	5- 1				
5- 1		0- 1	0- 0	HOME	0- 0	5- 0				
0- 1		0- 0	0- 0	AWAY	0- 0	0- 1				
2- 2		0- 0	0- 0	NEUTRAL	1- 2	0- 0				
5- 13		0- 5	0- 2	CONFERENCE	1- 3	0- 0				
4- 4		0- 2	0- 1	HOME	1- 1	0- 0				
0- 8		0- 2	0- 1	AWAY	0- 2	0- 0				
1- 1		0- 1	0- 0	NEUTRAL	0- 0	0- 0				
RPI 1-25		RPI 26-50		RPI 51-100		RPI 101+		Team's RPI: 138		
RPI S	Opponent	Score	RPI S	Opponent	Score	RPI S	Opponent	Score		
4 A	Duke	74 90	39 A	Vi rgi ni a	59 76	53 N	Al abama	56 71	103 A	Fl ori da St. 55 60
4 H	Duke	55 66	39 H	Vi rgi ni a	44 52	58 A	Cl emson	47 60	103 H	Fl ori da St. 62 50
17 A	North Carolina	58 85				58 H	Cl emson	70 59	105 A	Georgi a Tech 58 61
17 H	North Carolina	57 68				60 N	Mi ssi ssi ppi St.	61 71	105 H	Georgi a Tech 81 70
17 N	North Carolina	53 78				63 A	North Carolina St.	55 62	117 N	Eastern Mi ch. 80 59
18 H	Penn St.	65 67				63 H	North Carolina St.	54 66	123 A	Wake Forest 47 65
						86 N	DePaul	54 36	123 H	Wake Forest 57 46
									123 N	Wake Forest 72 66
									161 H	Ri chmond 79 70
									183 H	Coppi n St. 84 56
									197 A	Dayton 53 56
									231 H	Loyol a (Md.) 82 51
									247 H	UMBC 60 48
									317 H	Morgan St. 79 42
LAST 10 Division I GAMES:										
17 N North Carolina		53 78	105 H Georgi a Tech		81 70					
123 N Wake Forest		72 66	103 A Fl ori da St.		55 60					
123 A Wake Forest		47 65	4 H Duke		55 66					
63 H North Carolina St.		54 66	17 H North Carolina		57 68					
39 A Vi rgi ni a		59 76	63 A North Carolina St.		55 62					

Average RPI Win: 255										WON-LOST RECORD										WINNING PCT. RANK										LAST 10 GAMES										STRENGTH OF SCHEDULE										OPP. STRENGTH OF SCHEDULE										TEAM RPI										ADJ. RPI										CONF. RPI										ADJ CONF. RPI									
DIV. I ONLY										6- 21										284										1- 9										246										287										297										299										27										26									
DIV. I NON-CONF.										0- 7										309										0- 1										139										219										294										294										27										27									
TOTALS										RPI 1-25										RPI 26-50										W-L RECORDS										RPI 51-100										RPI 150+																																																	
6- 21										0- 1										0- 2										OVERALL										0- 2										6- 14																																																	
4- 7										0- 0										0- 0										HOME										0- 1										4- 5																																																	
2- 12										0- 1										0- 1										AWAY										0- 1										2- 8																																																	
0- 2										0- 0										0- 1										NEUTRAL										0- 0										0- 1																																																	
0- 7										0- 1										0- 2										NON-CONFERENCE										0- 0										0- 4																																																	
0- 1										0- 0										0- 0										HOME										0- 0										0- 1																																																	
0- 4										0- 1										0- 1										AWAY										0- 0										0- 2																																																	
0- 2										0- 0										0- 1										NEUTRAL										0- 0										0- 1																																																	
6- 14										0- 0										0- 0										CONFERENCE										0- 2										6- 10																																																	
4- 6										0- 0										0- 0										HOME										0- 1										4- 4																																																	
2- 8										0- 0										0- 0										AWAY										0- 1										2- 6																																																	
0- 0										0- 0										0- 0										NEUTRAL										0- 0										0- 0																																																	

RPI 1-25										RPI 26-50										RPI 51-100										RPI 101+ Team's RPI: 299																		
RPI S	Opponent									Score	RPI S	Opponent									Score	RPI S	Opponent									Score	RPI S	Opponent									Score					
22	A	Louisiana Tech									43 88	40	A	Tulane									34 90	69	A	Stephen F. Austin									69 88	121	A	Northwestern St.									58 72	
												47	N	Creighton									49 67		69	H	Stephen F. Austin									54 85	121	H	Northwestern St.									52 64
																																			154	A	South Ala.									39 77		
																																			177	A	Texas-San Antonio									56 69		
																																			177	H	Texas-San Antonio									51 54		
																																			198	A	Texas-Arlington									55 49		
																																			198	H	Texas-Arlington									64 53		
																																			253	A	Southeastern La.									73 85		
																																			253	H	Southeastern La.									46 41		
																																			258	A	Southwest Tex. St.									53 54		
																																			258	H	Southwest Tex. St.									41 59		
																																			261	A	Nicholls St.									55 63		
																																			261	H	Nicholls St.									43 62		
																																			267	A	La. -Monroe									64 81		
																																			267	H	La. -Monroe									57 55		
																																			273	A	La. -Lafayette									63 72		
																																			277	H	Texas Southern									52 63		
																																			293	N	Ark. -Pine Bluff									60 67		
																																			297	A	Lamar									58 61		
																																			297	H	Lamar									56 59		
																																			307	A	Sam Houston St.									72 67		
																																			307	H	Sam Houston St.									80 52		

LAST 10 Division I GAMES:																							
121	A	Northwestern St.									58 72	69	A	Stephen F. Austin									69 88
297	H	Lamar									56 59	267	A	La. -Monroe									64 81
307	A	Sam Houston St.									72 67	261	A	Nicholls St.									55 63
273	A	La. -Lafayette									63 72	253	A	Southeastern La.									73 85
177	H	Texas-San Antonio									51 54	69	H	Stephen F. Austin									54 85

Non-Div I Games:

McNeese St.

Loss, Non-Conf, S Site, H Home A Away N Neutral

Average RPI Win: 298		WON-LOST RECORD		WINNING PCT. RANK		LAST 10 GAMES		STRENGTH OF SCHEDULE		OPP. STRENGTH OF SCHEDULE		TEAM RPI		ADJ. RPI		CONF. RPI		ADJ CONF. RPI		
DIV. I ONLY		12- 17		215		4- 6		310		317		279		278		29		29		
DIV. I NON-CONF.		3- 6		224		0- 0		281		310		282		282		29		29		
TOTALS		RPI 1-25		RPI 26-50		W-L RECORDS		RPI 51-100		RPI 150+										
12- 17		0- 0		0- 0		OVERALL		0- 1		12- 12										
4- 7		0- 0		0- 0		HOME		0- 0		4- 5										
5- 9		0- 0		0- 0		AWAY		0- 1		5- 7										
3- 1		0- 0		0- 0		NEUTRAL		0- 0		3- 0										
3- 6		0- 0		0- 0		NON-CONFERENCE		0- 1		3- 5										
0- 2		0- 0		0- 0		HOME		0- 0		0- 2										
1- 4		0- 0		0- 0		AWAY		0- 1		1- 3										
2- 0		0- 0		0- 0		NEUTRAL		0- 0		2- 0										
9- 11		0- 0		0- 0		CONFERENCE		0- 0		9- 7										
4- 5		0- 0		0- 0		HOME		0- 0		4- 3										
4- 5		0- 0		0- 0		AWAY		0- 0		4- 4										
1- 1		0- 0		0- 0		NEUTRAL		0- 0		1- 0										
RPI 1-25		RPI 26-50		RPI 51-100		RPI 101+		Team's RPI: 278												
RPI S	Opponent	Score	RPI S	Opponent	Score	RPI S	Opponent	Score	RPI S	Opponent	Score									
						81	A Temple	38	84	122	H Howard	62	80							
										132	A Norfolk St.	67	74							
										132	H Norfolk St.	80	88							
										132	N Norfolk St.	51	66							
										165	A Hampton	49	79							
										165	H Hampton	51	84							
										166	A Memphis	58	84							
										176	A South Carolina St.	63	75							
										176	H South Carolina St.	54	68							
										183	A Coppin St.	49	71							
										183	H Coppin St.	70	74							
										205	H Monmouth	67	75							
										229	A Col umbi a	54	68							
										231	H Loyol a (Md.)	71	78							
										249	N Fai rlei gh Di cki nson	83	72							
										257	A Navy	54	67							
										266	A Bethune-Cookman	64	73							
										266	H Bethune-Cookman	48	47							
										282	N Southern Ill.	62	59							
										290	A Flori da A&M	61	54							
										290	H Flori da A&M	65	60							
										295	A Delaware St.	59	58							
										315	A N. C. A&T	74	63							
										315	H N. C. A&T	52	50							
										317	A Morgan St.	59	52							
										317	H Morgan St.	67	44							
										317	N Morgan St.	63	44							
										320	A Mi ssi ssi ppi Val .	63	61							
LAST 10 Div sion I GAMES:																				
						132	N Norfolk St.	51	66	317	H Morgan St.	67	44							
						317	N Morgan St.	63	44	132	H Norfolk St.	80	88							
						176	A South Carolina St.	63	75	165	H Hampton	51	84							
						315	A N. C. A&T	74	63	290	A Flori da A&M	61	54							
						183	H Coppin St.	70	74	266	A Bethune-Cookman	64	73							

Md. -East. Shore

Non-Di v I Games:

Md. -East. Shore

Loss,
Non-Conf, S Site,
H Home
A Away
N Neutral

Average RPI Win: 199
Average RPI Loss: 80

WON-LOST
RECORD

WINNING
PCT. RANK

LAST 10
GAMES

STRENGTH OF
SCHEDULE

OPP. STRENGTH
OF SCHEDULE

TEAM
RPI

ADJ.
RPI

CONF.
RPI

ADJ CONF.
RPI

DIV. I ONLY	11- 17	224	3- 7	101	78	169	166	8	8
DIV. I NON-CONF.	6- 7	168	0- 0	169	76	160	159	7	7

TOTALS	RPI 1-25	RPI 26-50	W-L RECORDS	RPI 51-100	RPI 150+
11- 17	0- 3	0- 4	OVERALL	0- 4	8- 3
9- 5	0- 2	0- 2	HOME	0- 0	7- 0
2- 10	0- 1	0- 1	AWAY	0- 4	1- 3
0- 2	0- 0	0- 1	NEUTRAL	0- 0	0- 0
6- 7	0- 1	0- 2	NON-CONFERENCE	0- 2	4- 1
5- 2	0- 1	0- 0	HOME	0- 0	4- 0
1- 4	0- 0	0- 1	AWAY	0- 2	0- 1
0- 1	0- 0	0- 1	NEUTRAL	0- 0	0- 0
5- 10	0- 2	0- 2	CONFERENCE	0- 2	4- 2
4- 3	0- 1	0- 2	HOME	0- 0	3- 0
1- 6	0- 1	0- 0	AWAY	0- 2	1- 2
0- 1	0- 0	0- 0	NEUTRAL	0- 0	0- 0

RPI S Opponent Score

1	H	Tennessee	66	92
20	A	Cincinnati	59	85
24	H	TCU	59	65

RPI S Opponent Score

26	A	Arkansas	48	85
38	H	Houston	70	84
40	H	Tulane	59	77
49	N	North Texas	70	75

RPI S Opponent Score

60	A	Mississippi St.	73	95
78	A	Louisville	88	95
86	A	DePaul	59	80
91	A	Tennessee Tech	71	75

RPI S Opponent Score Team's RPI: 166

101	A	Marquette	61	77
118	H	Charlotte	91	56
118	N	Charlotte	46	58
126	H	Middle Tenn.	80	82
131	H	Kentucky	63	55
141	A	Texas A&M	62	59
156	A	UAB	55	57
159	A	South Fla.	61	80
168	A	St. Louis	64	55
168	H	St. Louis	77	54
180	H	Massachusetts	67	56
184	H	Southern Miss.	65	55
185	A	Nevada	65	82
248	H	East Caro.	83	62
273	H	La. -Lafayette	62	50
278	H	Md. -East. Shore	84	58
300	H	UMKC	71	43

LAST 10 Division I GAMES:

118	N	Charlotte	46	58	20	A	Cincinnati	59	85
159	A	South Fla.	61	80	78	A	Louisville	88	95
156	A	UAB	55	57	118	H	Charlotte	91	56
38	H	Houston	70	84	248	H	East Caro.	83	62
24	H	TCU	59	65	168	H	St. Louis	77	54

Memphis

Memphis

Non-Div I Games:

Memphis

Loss, Non-Conf, S Site, H Home A Away N Neutral

M
e
r
c
e
r

Non-Div l Games:

Average RPI Win:		147	WON-LOST	WINNING	LAST 10	STRENGTH OF	OPP. STRENGTH	TEAM	ADJ.	CONF.	ADJ CONF.
Average RPI Loss:		62	RECORD	PCT. RANK	GAMES	SCHEDULE	OF SCHEDULE	RPI	RPI	RPI	RPI
DIV. I ONLY	19- 12	84	5- 5	96	47	77	76	5	5		
DIV. I NON-CONF.	8- 5	89	1- 2	145	64	91	91	5	5		
TOTALS	RPI 1-25	RPI 26-50	W-L RECORDS	RPI 51-100	RPI 150+						
19- 12	1- 3	3- 5	OVERALL	0- 0	10- 1						
12- 3	0- 2	3- 1	HOME	0- 0	6- 0						
5- 8	0- 1	0- 3	AWAY	0- 0	3- 1						
2- 1	1- 0	0- 1	NEUTRAL	0- 0	1- 0						
8- 5	1- 2	0- 1	NON-CONFERENCE	0- 0	6- 1						
5- 2	0- 2	0- 0	HOME	0- 0	5- 0						
2- 3	0- 0	0- 1	AWAY	0- 0	1- 1						
1- 0	1- 0	0- 0	NEUTRAL	0- 0	0- 0						
11- 7	0- 1	3- 4	CONFERENCE	0- 0	4- 0						
7- 1	0- 0	3- 1	HOME	0- 0	1- 0						
3- 5	0- 1	0- 2	AWAY	0- 0	2- 0						
1- 1	0- 0	0- 1	NEUTRAL	0- 0	1- 0						
RPI S Opponent	RPI 1-25	Score	RPI S Opponent	RPI 26-50	Score	RPI S Opponent	RPI 51-100	Team's RPI : 76	Score	RPI S Opponent	RPI 101+
2 A Connecticut	50	96	27 A Virginia Tech	60	72	104 A Providence	64	69			
11 N Texas	57	55	27 H Virginia Tech	55	53	105 A Georgia Tech	73	64			
15 H Florida Int'l	65	71	29 H Notre Dame	65	69	106 H Seton Hall	56	54			
19 H Minnesota	65	80	30 H Boston College	60	57	107 A Rutgers	67	53			
			36 A Villanova	52	80	107 H Rutgers	65	55			
			36 N Villanova	49	68	131 A Kentucky	57	60			
			38 A Houston	76	83	148 A West Virginia	52	57			
			43 H Syracuse	75	71	148 H West Virginia	69	53			
						153 A Fla. Atlantic	92	77			
						159 A South Fla.	68	76			
						171 A Georgetown	64	56			
						171 N Georgetown	69	52			
						191 H Pittsburgh	77	61			
						210 H Northwestern	86	69			
						212 H Lehigh	76	49			
						215 H Yale	75	46			
						240 H IUPUI	72	58			
						268 H Iona	71	52			
						283 A St. John's (N.Y.)	68	51			
LAST 10 Division I GAMES:											
38 A Houston	76	83	104 A Providence	64	69						
105 A Georgia Tech	73	64	27 H Virginia Tech	55	53						
36 N Villanova	49	68	15 H Florida Int'l	65	71						
171 N Georgetown	69	52	171 A Georgetown	64	56						
30 H Boston College	60	57	27 A Virginia Tech	60	72						

Non-Div I Games:

Miami (Fla.)

Loss, Non-Conf, S Site, H Home A Away N Neutral

Miami (Fla.)

Miami (Fla.)

Average RPI Win: 219		WON-LOST	WINNING	LAST 10	STRENGTH OF	OPP. STRENGTH	TEAM	ADJ.	CONF.	ADJ CONF.
Average RPI Loss: 95		RECORD	PCT. RANK	GAMES	SCHEDULE	OF SCHEDULE	RPI	RPI	RPI	RPI
DIV. I ONLY	19- 11	72	8- 2	226	167	133	127	18	18	
DIV. I NON-CONF.	6- 5	123	0- 0	185	66	137	137	19	20	
TOTALS	RPI 1-25	RPI 26-50	W-L RECORDS	RPI 51-100	RPI 150+					
19- 11	0- 0	0- 0	OVERALL	2- 7	15- 0					
10- 3	0- 0	0- 0	HOME	1- 2	8- 0					
8- 7	0- 0	0- 0	AWAY	1- 4	6- 0					
1- 1	0- 0	0- 0	NEUTRAL	0- 1	1- 0					
6- 5	0- 0	0- 0	NON-CONFERENCE	1- 4	3- 0					
3- 1	0- 0	0- 0	HOME	0- 1	2- 0					
3- 4	0- 0	0- 0	AWAY	1- 3	1- 0					
0- 0	0- 0	0- 0	NEUTRAL	0- 0	0- 0					
13- 6	0- 0	0- 0	CONFERENCE	1- 3	12- 0					
7- 2	0- 0	0- 0	HOME	1- 1	6- 0					
5- 3	0- 0	0- 0	AWAY	0- 1	5- 0					
1- 1	0- 0	0- 0	NEUTRAL	0- 1	1- 0					
RPI S	RPI 1-25 Opponent Score	RPI S	RPI 26-50 Opponent Score	RPI S	RPI 51-100 Opponent Score	RPI S	RPI 101+ Opponent Score	Team's RPI: 127		
				58 A Clemson	55 72	102 A Toledo	44 57			
				61 A Valparaiso	77 74	117 A Eastern Mich.	67 71			
				67 A Oregon	65 83	131 H Kentucky	73 64			
				74 H Ball St.	59 70	139 H Northern Ill.	61 74			
				78 A Louisville	71 92	143 A St. Francis (Pa.)	93 80			
				82 H Western Ky.	68 73	146 A Portland	61 74			
				90 A Kent St.	56 62	160 H Western Mich.	71 58			
				90 H Kent St.	72 67	160 N Western Mich.	77 70			
				90 N Kent St.	50 74	169 H Detroit	68 59			
						237 A Buffalo	80 65			
						237 H Buffalo	66 60			
						243 A Central Mich.	64 57			
						251 A Ohio	89 73			
						251 H Ohio	83 71			
						272 H Bowling Green	72 61			
						275 A Wright St.	98 73			
						285 A Marshall	79 49			
						285 H Marshall	67 45			
						286 H Butler	86 68			
						313 A Akron	103 67			
						313 H Akron	80 60			
				LAST 10 Division I GAMES:						
				90 N Kent St.	50 74	285 H Marshall	67 45			
				160 N Western Mich.	77 70	243 A Central Mich.	64 57			
				313 H Akron	80 60	272 H Bowling Green	72 61			
				237 A Buffalo	80 65	102 A Toledo	44 57			
				251 H Ohio	83 71	285 A Marshall	79 49			

Non-Div I Games:

Miami (Ohio)

Loss, Non-Conf, S Site, H Home A Away N Neutral

Average RPI Win:	107	WON-LOST	WINNING	LAST 10	STRENGTH OF	OPP. STRENGTH	TEAM	ADJ.	CONF.	ADJ CONF.
Average RPI Loss:	41	RECORD	PCT. RANK	GAMES	SCHEDULE	OF SCHEDULE	RPI	RPI	RPI	RPI

DIV. I ONLY	19- 13	100	5- 5	42	31	50	45	3	3
DIV. I NON-CONF.	12- 2	11	2- 1	80	71	23	23	3	3

TOTALS	RPI 1-25	RPI 26-50	W-L RECORDS	RPI 51-100	RPI 150+
19- 13	2- 4	2- 5	OVERALL	6- 4	6- 0
10- 5	1- 2	1- 3	HOME	3- 0	3- 0
7- 7	1- 2	1- 2	AWAY	3- 3	2- 0
2- 1	0- 0	0- 0	NEUTRAL	0- 1	1- 0
12- 2	0- 1	1- 0	NON-CONFERENCE	3- 1	5- 0
7- 0	0- 0	1- 0	HOME	2- 0	2- 0
3- 2	0- 1	0- 0	AWAY	1- 1	2- 0
2- 0	0- 0	0- 0	NEUTRAL	0- 0	1- 0
7- 11	2- 3	1- 5	CONFERENCE	3- 3	1- 0
3- 5	1- 2	0- 3	HOME	1- 0	1- 0
4- 5	1- 1	1- 2	AWAY	2- 2	0- 0
0- 1	0- 0	0- 0	NEUTRAL	0- 1	0- 0

RPI S Opponent	RPI 1-25	Score	RPI S Opponent	RPI 26-50	Team's RPI: 45	Score	RPI S Opponent	RPI 51-100	Score	RPI S Opponent	RPI 101+	Score
6 H Purdue		66 82	31 H Georgia		70 49		51 A Michigan		45 58	101 N Marquette		65 63
15 A Florida Int'l		56 69	32 A Iowa		55 75		53 H Alabama		79 61	104 H Providence		64 47
18 A Penn St.		59 62	32 H Iowa		59 69		62 A Wis.-Green Bay		68 53	140 H Oakland		55 53
18 H Penn St.		66 62	33 A Wisconsin		58 57		67 A Oregon		54 65	167 H UCLA		67 63
19 A Minnesota		80 72	33 H Wisconsin		78 86		71 A Illinois		66 72	169 A Detroit		62 61
19 H Minnesota		69 70	50 A Indiana		55 67		71 A Illinois		70 57	174 A Arkansas St.		70 59
			50 H Indiana		47 50		71 H Illinois		62 57	205 N Monmouth		60 52
							85 A Ohio St.		64 49	210 H Northwestern		75 58
							85 N Ohio St.		82 89	237 H Buffalo		50 42
							86 H DePaul		87 76			
LAST 10 Division I GAMES:												
67 A Oregon		54 65	19 A Minnesota		80 72							
53 H Alabama		79 61	32 H Iowa		59 69							
71 A Illinois		70 57	18 A Penn St.		59 62							
86 H DePaul		87 76	71 H Illinois		62 57							
85 N Ohio St.		82 89	50 A Indiana		55 67							

Non-Div I Games:

Michigan St.

Loss, Non-Conf, S Site, H Home A Away N Neutral

Average RPI Win: 217		WON-LOST RECORD		WINNING PCT. RANK		LAST 10 GAMES		STRENGTH OF SCHEDULE		OPP. STRENGTH OF SCHEDULE		TEAM RPI		ADJ. RPI		CONF. RPI		ADJ CONF. RPI	
DIV. I ONLY		16- 13		119		6- 4		154		104		129		126		11		11	
DIV. I NON-CONF.		8- 5		89		1- 0		170		104		106		103		13		13	
TOTALS		RPI 1-25		RPI 26-50		W-L RECORDS		RPI 51-100		RPI 150+									
16- 13		0- 4		0- 3		OVERALL		1- 3		14- 1									
7- 7		0- 3		0- 2		HOME		1- 2		6- 0									
8- 5		0- 1		0- 1		AWAY		0- 1		7- 1									
1- 1		0- 0		0- 0		NEUTRAL		0- 0		1- 0									
8- 5		0- 2		0- 2		NON-CONFERENCE		1- 1		6- 0									
3- 4		0- 2		0- 1		HOME		1- 1		2- 0									
5- 1		0- 0		0- 1		AWAY		0- 0		4- 0									
0- 0		0- 0		0- 0		NEUTRAL		0- 0		0- 0									
8- 8		0- 2		0- 1		CONFERENCE		0- 2		8- 1									
4- 3		0- 1		0- 1		HOME		0- 1		4- 0									
3- 4		0- 1		0- 0		AWAY		0- 1		3- 1									
1- 1		0- 0		0- 0		NEUTRAL		0- 0		1- 0									
RPI 1-25		RPI 26-50		RPI 51-100		RPI 101+		Team's RPI: 126											
RPI S	Opponent	Score	RPI S	Opponent	Score	RPI S	Opponent	Score	RPI S	Opponent	Score								
9	H Kansas St.	53 54	31	A Georgia	72 77	82	A Western Ky.	62 66	110	A Denver	66 75								
15	A Florida Int'l	55 71	38	H Houston	63 75	82	H Western Ky.	66 71	110	N Denver	63 78								
15	H Florida Int'l	72 82	49	H North Texas	72 74	91	H Tennessee Tech	64 68	114	A Austin Peay	78 69								
20	H Cincinnati	63 65				96	H Mississippi	74 64	154	H South Ala.	71 66								
									166	A Memphis	82 80								
									174	A Arkansas St.	80 68								
									174	H Arkansas St.	79 64								
									175	A Xavier	68 60								
									207	A New Mexico St.	67 88								
									225	H New Orleans	77 54								
									242	H Tenn. -Martin	73 55								
									252	A Ark. -Little Rock	79 60								
									252	H Ark. -Little Rock	81 63								
									273	A La. -Lafayette	75 63								
									273	N La. -Lafayette	90 59								
									281	A Lipscomb	75 63								
									296	A Tennessee St.	77 57								
									319	H Morris Brown	90 39								
LAST 10 Division I GAMES:																			
110 N Denver		63 78		252 H Ark. -Little Rock		81 63													
273 N La. -Lafayette		90 59		174 H Arkansas St.		79 64													
82 A Western Ky.		62 66		15 A Florida Int'l		55 71													
110 A Denver		66 75		319 H Morris Brown		90 39													
154 H South Ala.		71 66		252 A Ark. -Little Rock		79 60													

Non-Div I Games:

Middle Tenn.

Average RPI Win: 104				WON-LOST RECORD		WINNING PCT. RANK		LAST 10 GAMES		STRENGTH OF SCHEDULE		OPP. STRENGTH OF SCHEDULE		TEAM RPI		ADJ. RPI		CONF. RPI		ADJ. CONF. RPI			
Average RPI Loss: 33																							
DIV. I ONLY				22- 8		41		6- 4		32		36		18		19		3		3			
DIV. I NON-CONF.				11- 2		17		1- 1		61		109		21		22		3		3			
TOTALS				RPI 1-25		RPI 26-50		W-L RECORDS		RPI 51-100				RPI 150+									
22- 8				1- 4		7- 3		OVERALL		6- 1				6- 0									
11- 2				1- 1		3- 1		HOME		3- 0				3- 0									
8- 4				0- 2		3- 1		AWAY		2- 1				3- 0									
3- 2				0- 1		1- 1		NEUTRAL		1- 0				0- 0									
11- 2				0- 2		2- 0		NON-CONFERENCE		2- 0				5- 0									
5- 0				0- 0		1- 0		HOME		0- 0				3- 0									
3- 1				0- 1		0- 0		AWAY		1- 0				2- 0									
3- 1				0- 1		1- 0		NEUTRAL		1- 0				0- 0									
11- 6				1- 2		5- 3		CONFERENCE		4- 1				1- 0									
6- 2				1- 1		2- 1		HOME		3- 0				0- 0									
5- 3				0- 1		3- 1		AWAY		1- 1				1- 0									
0- 1				0- 0		0- 1		NEUTRAL		0- 0				0- 0									
RPI 1-25				Team's RPI: 19		RPI 26-50				RPI 51-100				RPI 101+									
RPI	S	Opponent		Score		RPI	S	Opponent		Score		RPI	S	Opponent		Score							
6	A	Purdue		61 84		32	A	Iowa		94 83		51	H	Mi chi gan		84 75		142	N	Wyomi ng		92 66	
6	H	Purdue		73 64		33	A	Wi sconsi n		92 85		71	A	Illinoi s		79 76		145	H	Northern Iowa		80 64	
7	N	Stanford		65 96		33	H	Wi sconsi n		76 74		71	H	Illinoi s		89 75		155	A	Va. Commonweal th		79 70	
17	A	North Carol ina		69 72		33	N	Wi sconsi n		64 74		76	A	Mi ami (Fl a.)		80 65		194	H	Loyola (Ill.)		90 61	
18	H	Penn St.		83 88		45	A	Mi chi gan St.		70 69		85	A	Ohio St.		66 70		197	H	Dayton		83 56	
						45	H	Mi chi gan St.		72 80		85	H	Ohio St.		79 64		210	A	Northwestern		86 78	
						46	N	UNLV		71 54		88	N	Weber St.		76 67		221	A	Hi gh Poi nt		93 69	
						48	H	Santa Cl ara		92 73								286	H	Butl er		114 65	
						50	A	Indi ana		63 73													
						50	H	Indi ana		75 60													
LAST 10 Div						ision I GAMES:																	
						17	A	North Carol ina		69 72		50	A	Indi ana		63 73							
						46	N	UNLV		71 54		6	H	Purdue		73 64							
						33	N	Wi sconsi n		64 74		210	A	Northwestern		86 78							
						45	H	Mi chi gan St.		72 80		85	H	Ohi o St.		79 64							
						33	H	Wi sconsi n		76 74		32	A	Iowa		94 83							

Non-Div I Games:

Minnesota

 Loss,
 Non-Conf, S Site,
 Home
 Away
 N Neutral

Average RPI Win: 137				WON-LOST RECORD		WINNING PCT. RANK		LAST 10 GAMES		STRENGTH OF SCHEDULE		OPP. STRENGTH OF SCHEDULE		TEAM RPI		ADJ. RPI		CONF. RPI		ADJ CONF. RPI			
DIV. I ONLY				11- 17		224		2- 8		16		57		96		96		1		1			
DIV. I NON-CONF.				8- 5		89		0- 0		55		260		72		69		1		1			
TOTALS				RPI 1-25		RPI 26-50		W-L RECORDS		RPI 51-100				RPI 150+									
11- 17				0- 5		1- 4		OVERALL		4- 5				4- 2									
6- 5				0- 2		1- 2		HOME		2- 1				2- 0									
3- 10				0- 3		0- 1		AWAY		1- 4				1- 1									
2- 2				0- 0		0- 1		NEUTRAL		1- 0				1- 1									
8- 5				0- 0		0- 0		NON-CONFERENCE		3- 2				4- 2									
4- 0				0- 0		0- 0		HOME		2- 0				2- 0									
2- 4				0- 0		0- 0		AWAY		0- 2				1- 1									
2- 1				0- 0		0- 0		NEUTRAL		1- 0				1- 1									
3- 12				0- 5		1- 4		CONFERENCE		1- 3				0- 0									
2- 5				0- 2		1- 2		HOME		0- 1				0- 0									
1- 6				0- 3		0- 1		AWAY		1- 2				0- 0									
0- 1				0- 0		0- 1		NEUTRAL		0- 0				0- 0									
RPI 1-25				RPI 26-50		RPI 51-100		Team's RPI: 96		RPI 101+													
RPI	S	Opponent	Score	RPI	S	Opponent	Score	RPI	S	Opponent	Score	RPI	S	Opponent	Score								
1	H	Tennessee	69 86	26	H	Arkansas	81 46	53	A	Alabama	69 86	126	A	Middle Tenn.	64 74								
5	A	Vanderbilt	42 62	26	N	Arkansas	60 78	54	H	Vermont	74 53	129	A	Montana St.	66 59								
8	A	South Carolina	58 82	28	A	Florida	73 75	56	A	Auburn	63 53	131	H	Kentucky	76 66								
23	A	LSU	70 81	28	H	Florida	73 74	60	A	Mississippi St.	57 82	154	N	South Ala.	61 62								
23	H	LSU	57 88	31	H	Georgia	69 79	60	H	Mississippi St.	66 87	174	A	Arkansas St.	81 86								
												70	H	Chattanooga	69 62	181	A	UCF	79 53				
												81	A	Temple	69 84	249	N	Fairleigh Dickinson	105 46				
												84	N	Wis.-Milwaukee	74 57	252	H	Ark.-Little Rock	101 57				
												91	A	Tennessee Tech	55 77	271	H	Murray St.	78 58				
				LAST 10 Division I GAMES:																			
				26 N Arkansas 60 78				131 H Kentucky 76 66															
				8 A South Carolina 58 82				23 A LSU 70 81															
				1 H Tennessee 69 86				56 A Auburn 63 53															
				53 A Alabama 69 86				60 H Mississippi St. 66 87															
				28 H Florida 73 74				31 H Georgia 69 79															

Non-Div I Games:

Mississippi

Average RPI Win:		126	WON-LOST RECORD		WINNING PCT. RANK	LAST 10 GAMES		STRENGTH OF SCHEDULE		OPP. STRENGTH OF SCHEDULE	TEAM RPI	ADJ. RPI	CONF. RPI	ADJ CONF. RPI
Average RPI Loss:		55												
DIV. I ONLY		19- 12	84		4- 6		69		26		59	60	1	1
DIV. I NON-CONF.		11- 5	56		2- 1		173		88		83	85	1	1
TOTALS		RPI 1-25	RPI 26-50		W-L RECORDS		RPI 51-100		RPI 150+					
19- 12		0- 7	5- 0		OVERALL		5- 2		6- 2					
11- 2		0- 2	3- 0		HOME		3- 0		4- 0					
4- 9		0- 5	1- 0		AWAY		1- 2		1- 2					
4- 1		0- 0	1- 0		NEUTRAL		1- 0		1- 0					
11- 5		0- 3	1- 0		NON-CONFERENCE		2- 0		6- 2					
6- 0		0- 0	0- 0		HOME		1- 0		4- 0					
1- 5		0- 3	0- 0		AWAY		0- 0		1- 2					
4- 0		0- 0	1- 0		NEUTRAL		1- 0		1- 0					
8- 7		0- 4	4- 0		CONFERENCE		3- 2		0- 0					
5- 2		0- 2	3- 0		HOME		2- 0		0- 0					
3- 4		0- 2	1- 0		AWAY		1- 2		0- 0					
0- 1		0- 0	0- 0		NEUTRAL		0- 0		0- 0					
RPI 1-25		RPI 26-50		RPI 51-100		Team's RPI: 60		RPI 101+						
RPI S	Opponent	Score	RPI S	Opponent	Score	RPI S	Opponent	Score	RPI S	Opponent	Score			
1	H Tennessee	78 80	26	H Arkansas	85 82	53	A Alabama	86 92	131	A Kentucky	59 54			
5	A Vanderbilt	53 72	28	H Florida	83 63	56	A Auburn	61 81	131	N Kentucky	72 75			
8	H South Carolina	64 79	30	N Boston College	65 59	56	H Auburn	76 57	138	N Maryland	71 61			
13	A Texas Tech	55 77	31	A Georgia	72 71	63	N North Carolina St.	71 58	147	H Montana	78 73			
16	A Iowa St.	74 87	31	H Georgia	84 82	91	H Tennessee Tech	97 85	156	A UAB	56 76			
20	A Cincinnati	57 74				96	A Mississippi	87 66	166	H Memphis	95 73			
23	A LSU	77 88				96	H Mississippi	82 57	175	A Xavier	72 74			
									191	N Pittsburgh	88 86			
									225	A New Orleans	100 52			
									259	H Jacksonville St.	109 62			
									276	H Alabama A&M	88 42			
									319	H Morris Brown	95 45			
LAST 10 Division I GAMES:														
13	A Texas Tech	55 77	319	H Morris Brown	95 45	1	H Tennessee	78 80	5	A Vanderbilt	53 72			
30	N Boston College	65 59	53	A Alabama	86 92	56	H Auburn	76 57						
131	N Kentucky	72 75												
28	H Florida	83 63												
23	A LSU	77 88												

Mississippi St.

Mississippi St.

Non-Div I Games:

Mississippi St.

Loss,
Non-Conf, S Site,
H Home
A Away
N Neutral

Average RPI Win: 305												WON-LOST RECORD		WINNING PCT. RANK		LAST 10 GAMES		STRENGTH OF SCHEDULE		OPP. STRENGTH OF SCHEDULE		TEAM RPI		ADJ. RPI		CONF. RPI		ADJ. CONF. RPI																													
DIV. I ONLY												2- 22		313		1- 9		308		315		320		320		26		27																													
DIV. I NON-CONF.												1- 5		285		0- 1		319		311		321		321		31		31																													
TOTALS												RPI 1-25		RPI 26-50		W-L RECORDS		RPI 51-100		RPI 150+																																					
2- 22												0- 0		0- 1		OVERALL		0- 2				2- 17																																			
1- 10												0- 0		0- 0		HOME		0- 1				1- 8																																			
1- 12												0- 0		0- 1		AWAY		0- 1				1- 9																																			
0- 0												0- 0		0- 0		NEUTRAL		0- 0				0- 0																																			
1- 5												0- 0		0- 1		NON-CONFERENCE		0- 0				1- 4																																			
0- 2												0- 0		0- 0		HOME		0- 0				0- 2																																			
1- 3												0- 0		0- 1		AWAY		0- 0				1- 2																																			
0- 0												0- 0		0- 0		NEUTRAL		0- 0				0- 0																																			
1- 17												0- 0		0- 0		CONFERENCE		0- 2				1- 13																																			
1- 8												0- 0		0- 0		HOME		0- 1				1- 6																																			
0- 9												0- 0		0- 0		AWAY		0- 1				0- 7																																			
0- 0												0- 0		0- 0		NEUTRAL		0- 0				0- 0																																			
RPI 1-25												RPI 26-50		RPI 51-100		RPI 101+		Team's RPI: 320																																							
RPI S Opponent Score												RPI S Opponent Score		RPI S Opponent Score		RPI S Opponent Score		RPI S Opponent Score		RPI S Opponent Score		RPI S Opponent Score		RPI S Opponent Score																																	
26 A Arkansas 37 83												77 A Southern U. 43 67		77 H Southern U. 46 78		136 A Al abama St. 26 85		136 H Al abama St. 83 90		163 A Grambl ing 46 82		163 H Grambl ing 68 76		192 A Jackson St. 31 57		192 H Jackson St. 49 74		222 A Al corn St. 56 64		222 H Al corn St. 53 57		252 A Ark. -Li ttle Rock 39 67		276 A Al abama A&M 59 79		276 H Al abama A&M 49 70		277 A Texas Southern 76 83		277 H Texas Southern 67 78		278 H Md. -East. Shore 61 63		290 A Fl ori da A&M 48 68		292 A Prai rie View 44 48		292 H Prai rie View 55 52		293 A Ark. -Pi ne Bl uff 48 50		293 H Ark. -Pi ne Bl uff 55 60		318 A Centenary (La.) 58 56		318 H Centenary (La.) 64 70	
LAST 10 Division I GAMES:												293 A Ark. -Pi ne Bl uff 48 50		163 A Grambl ing 46 82		192 A Jackson St. 31 57		292 H Prai rie View 55 52		277 H Texas Southern 67 78		26 A Arkansas 37 83		77 A Southern U. 43 67		222 A Al corn St. 56 64		276 H Al abama A&M 49 70		136 H Al abama St. 83 90																											

Mississippi.

Mississippi.

Non-Div I Games: Delta St.

51 62

Del ta St.

51 59

Tuskegee

61 68

Mi ssi ssi ppi Val .

Loss, Non-Conf, S Site, H Home A Away N Neutral

Average RPI Win: 166		WON-LOST	WINNING	LAST 10	STRENGTH OF	OPP. STRENGTH	TEAM	ADJ.	CONF.	ADJ CONF.
Average RPI Loss: 30		RECORD	PCT. RANK	GAMES	SCHEDULE	OF SCHEDULE	RPI	RPI	RPI	RPI
DIV. I ONLY	14- 15	167	2- 8	54	23	88	89	2	2	
DIV. I NON-CONF.	9- 3	35	0- 1	161	160	68	70	2	2	
TOTALS	RPI 1-25	RPI 26-50	W-L RECORDS	RPI 51-100	RPI 150+					
14- 15	1- 11	0- 0	OVERALL	4- 3	8- 0					
9- 6	1- 5	0- 0	HOME	3- 1	4- 0					
4- 6	0- 4	0- 0	AWAY	1- 1	3- 0					
1- 3	0- 2	0- 0	NEUTRAL	0- 1	1- 0					
9- 3	0- 1	0- 0	NON-CONFERENCE	2- 2	6- 0					
6- 1	0- 0	0- 0	HOME	2- 1	3- 0					
2- 0	0- 0	0- 0	AWAY	0- 0	2- 0					
1- 2	0- 1	0- 0	NEUTRAL	0- 1	1- 0					
5- 12	1- 10	0- 0	CONFERENCE	2- 1	2- 0					
3- 5	1- 5	0- 0	HOME	1- 0	1- 0					
2- 6	0- 4	0- 0	AWAY	1- 1	1- 0					
0- 1	0- 1	0- 0	NEUTRAL	0- 0	0- 0					
RPI S Opponent	RPI 1-25 Score	RPI S Opponent	Score	RPI S Opponent	Score	RPI S Opponent	Score	RPI S Opponent	Score	RPI 101+
3 H Oklahoma	70 90			53 H Alabama	67 68	141 A Texas A&M	61 85			
8 N South Carolina	60 72			59 A Oklahoma St.	57 73	145 H Northern Iowa	79 61			
9 A Kansas St.	55 74			62 H Wisconsin-Green Bay	79 72	168 A St. Louis	64 53			
9 H Kansas St.	61 79			71 N Illinois	53 74	193 A Kansas	66 48			
10 H Baylor	59 80			92 A Nebraska	69 54	193 H Kansas	69 57			
11 A Texas	51 73			92 H Nebraska	67 41	202 H Southeast Mo. St.	80 62			
13 H Texas Tech	82 71			94 H Southwest Mo. St.	61 57	226 N Davidson	101 63			
13 N Texas Tech	51 78					253 H Southeastern La.	76 46			
14 A Colorado	47 78					293 H Ark. -Pine Bluff	102 47			
14 H Colorado	56 78					300 A UMKC	67 48			
16 A Iowa St.	61 87									
16 H Iowa St.	52 62									
LAST 10 Division I GAMES:										
53 H Alabama	67 68	141 A Texas A&M	61 85							
13 N Texas Tech	51 78	14 A Colorado	47 78							
9 A Kansas St.	55 74	193 H Kansas	69 57							
3 H Oklahoma	70 90	9 H Kansas St.	61 79							
16 H Iowa St.	52 62	92 A Nebraska	69 54							

Non-Div I Games:

Missouri

Loss, Non-Conf, S Site, H Home A Away N Neutral

Missouri

Missouri

Average RPI Win: 258		WON-LOST RECORD		WINNING PCT. RANK		LAST 10 GAMES		STRENGTH OF SCHEDULE		OPP. STRENGTH OF SCHEDULE		TEAM RPI		ADJ. RPI		CONF. RPI		ADJ CONF. RPI	
DIV. I ONLY		16- 12		108		6- 4		299		289		204		205		30		30	
DIV. I NON-CONF.		5- 4		113		0- 0		255		180		176		178		30		30	
TOTALS		RPI 1-25		RPI 26-50		W-L RECORDS		RPI 51-100		RPI 150+									
16- 12		0- 0		0- 2		OVERALL		0- 0		15- 8									
7- 5		0- 0		0- 1		HOME		0- 0		6- 3									
8- 5		0- 0		0- 0		AWAY		0- 0		8- 4									
1- 2		0- 0		0- 1		NEUTRAL		0- 0		1- 1									
5- 4		0- 0		0- 2		NON-CONFERENCE		0- 0		4- 1									
1- 2		0- 0		0- 1		HOME		0- 0		0- 0									
3- 1		0- 0		0- 0		AWAY		0- 0		3- 1									
1- 1		0- 0		0- 1		NEUTRAL		0- 0		1- 0									
11- 8		0- 0		0- 0		CONFERENCE		0- 0		11- 7									
6- 3		0- 0		0- 0		HOME		0- 0		6- 3									
5- 4		0- 0		0- 0		AWAY		0- 0		5- 3									
0- 1		0- 0		0- 0		NEUTRAL		0- 0		0- 1									
RPI 1-25		RPI 26-50		RPI 51-100		RPI 101+		Team's RPI: 205											
RPI S	Opponent	Score		RPI S	Opponent	Score		RPI S	Opponent	Score		RPI S	Opponent	Score					
44	H St. Peter's	64 65		44	H St. Peter's	64 65		106	H Seton Hall I	61 71		106	H Seton Hall I	61 71					
45	N Michigan St.	52 60		45	N Michigan St.	52 60		110	H Denver	80 68		110	H Denver	80 68					
								143	A St. Francis (Pa.)	43 68		143	A St. Francis (Pa.)	43 68					
								170	A Long Island	80 81		170	A Long Island	80 81					
								170	H Long Island	60 75		170	H Long Island	60 75					
								186	H Sacred Heart	44 65		186	H Sacred Heart	44 65					
								190	A Drexel	69 80		190	A Drexel	69 80					
								201	H Wagner	70 56		201	H Wagner	70 56					
								201	N Wagner	59 73		201	N Wagner	59 73					
								210	N Northwestern	58 53		210	N Northwestern	58 53					
								214	A Qui nni pi ac	77 78		214	A Qui nni pi ac	77 78					
								214	H Qui nni pi ac	89 72		214	H Qui nni pi ac	89 72					
								247	A UMBC	71 66		247	A UMBC	71 66					
								247	H UMBC	61 49		247	H UMBC	61 49					
								249	A Fai rlei gh Di cki nson	65 44		249	A Fai rlei gh Di cki nson	65 44					
								249	H Fai rlei gh Di cki nson	84 72		249	H Fai rlei gh Di cki nson	84 72					
								256	A Hofstra	67 62		256	A Hofstra	67 62					
								262	A Mt. St. Mary's	64 68		262	A Mt. St. Mary's	64 68					
								262	H Mt. St. Mary's	59 65		262	H Mt. St. Mary's	59 65					
								278	A Md. -East. Shore	75 67		278	A Md. -East. Shore	75 67					
								303	A Central Conn. St.	59 40		303	A Central Conn. St.	59 40					
								303	H Central Conn. St.	67 44		303	H Central Conn. St.	67 44					
								312	A St. Francis (N.Y.)	78 70		312	A St. Francis (N.Y.)	78 70					
								312	H St. Francis (N.Y.)	89 58		312	H St. Francis (N.Y.)	89 58					
								314	A Robert Morris	75 70		314	A Robert Morris	75 70					
								317	A Morgan St.	73 55		317	A Morgan St.	73 55					
LAST 10 Divi sion I GAMES:																			
201	N Wagner	59 73		247	H UMBC	61 49		314	A Robert Morris	75 70		317	A Morgan St.	73 55					
143	A St. Francis (Pa.)	43 68		303	H Central Conn. St.	67 44		186	H Sacred Heart	44 65		201	H Wagner	70 56					
314	A Robert Morris	75 70		312	A St. Francis (N.Y.)	78 70		170	H Long Island	60 75									
249	A Fai rlei gh Di cki nson	65 44																	
170	H Long Island	60 75																	

Non-Div I Games:

Monmouth

Loss, Non-Conf, S Site, H Home A Away N Neutral

Monmouth

Monmouth

Average RPI Win: 208		WON-LOST RECORD	WINNING PCT. RANK	LAST 10 GAMES	STRENGTH OF SCHEDULE	OPP. STRENGTH OF SCHEDULE	TEAM RPI	ADJ. RPI	CONF. RPI	ADJ CONF. RPI
Average RPI Loss: 135										
DIV. I ONLY		17- 10	75	5- 5	247	193	145	147	22	22
DIV. I NON-CONF.		6- 5	123	0- 0	224	101	158	160	22	22
<hr/>										
TOTALS		RPI 1-25	RPI 26-50	W-L RECORDS	RPI 51-100	RPI 150+				
17- 10		0- 0	1- 0	OVERALL	1- 4	13- 3				
8- 3		0- 0	0- 0	HOME	0- 3	6- 0				
5- 6		0- 0	0- 0	AWAY	1- 1	4- 3				
4- 1		0- 0	1- 0	NEUTRAL	0- 0	3- 0				
6- 5		0- 0	1- 0	NON-CONFERENCE	0- 3	4- 1				
2- 2		0- 0	0- 0	HOME	0- 2	1- 0				
1- 3		0- 0	0- 0	AWAY	0- 1	1- 1				
3- 0		0- 0	1- 0	NEUTRAL	0- 0	2- 0				
11- 5		0- 0	0- 0	CONFERENCE	1- 1	9- 2				
6- 1		0- 0	0- 0	HOME	0- 1	5- 0				
4- 3		0- 0	0- 0	AWAY	1- 0	3- 2				
1- 1		0- 0	0- 0	NEUTRAL	0- 0	1- 0				
<hr/>										
RPI 1-25		RPI 26-50			RPI 51-100		RPI 101+		Team's RPI: 147	
RPI S	Opponent	Score	RPI S	Opponent	Score	RPI S	Opponent	Score	RPI S	Opponent
38 N	Houston	93 72	60 A	Mississippi St.	73 78	104 H	Providence	60 59	129 A	Montana St.
			82 H	Western Ky.	70 73	129 H	Montana St.	63 50	129 N	Montana St.
			87 H	Utah	58 63	129 H	Montana St.	63 50	129 N	Montana St.
			88 A	Weber St.	76 59	129 N	Montana St.	54 61	146 A	Portland
			88 H	Weber St.	65 76	146 A	Portland	44 54	151 A	Northern Ari z.
						151 A	Northern Ari z.	74 76	151 H	Northern Ari z.
						151 H	Northern Ari z.	68 47	168 H	St. Louis
						168 H	St. Louis	73 56	202 N	Southeast Mo. St.
						202 N	Southeast Mo. St.	78 63	230 A	Gonzaga
						230 A	Gonzaga	50 57	238 A	Eastern Wash.
						238 A	Eastern Wash.	60 53	238 H	Eastern Wash.
						238 H	Eastern Wash.	58 50	250 A	Portland St.
						250 A	Portland St.	50 64	250 H	Portland St.
						250 H	Portland St.	70 51	250 N	Portland St.
						250 N	Portland St.	86 52	252 N	Ark. -Little Rock
						252 N	Ark. -Little Rock	77 57	265 A	Idaho St.
						265 A	Idaho St.	72 61	265 H	Idaho St.
						265 H	Idaho St.	74 61	280 A	Washington St.
						280 A	Washington St.	75 51	310 A	Sacramento St.
						310 A	Sacramento St.	72 31	310 H	Sacramento St.
						310 H	Sacramento St.	79 56		
<hr/>										
LAST 10 Division I GAMES:										
129 N	Montana St.	54 61	88 H	Weber St.	65 76					
250 N	Portland St.	86 52	265 H	Idaho St.	74 61					
129 A	Montana St.	55 64	238 A	Eastern Wash.	60 53					
151 A	Northern Ari z.	74 76	250 A	Portland St.	50 64					
310 A	Sacramento St.	72 31	129 H	Montana St.	63 50					

Non-Div I Games: Mont. St.-Billin75 56 Western Mont. 62 46

Montana

Montana

Montana

Average RPI Win:		228	WON-LOST RECORD		WINNING PCT. RANK	LAST 10 GAMES	STRENGTH OF SCHEDULE	OPP. STRENGTH OF SCHEDULE	TEAM RPI	ADJ. RPI	CONF. RPI	ADJ CONF. RPI
Average RPI Loss:		107										
DIV. I ONLY		17- 11	91		7- 3	183	200	134	129	22	22	
DIV. I NON-CONF.		5- 7	204		0- 0	202	112	189	189	22	22	
<hr/>												
TOTALS		RPI 1-25	RPI 26-50		W-L RECORDS	RPI 51-100		RPI 150+				
17- 11		0- 2	0- 0		OVERALL	1- 5		13- 2				
10- 3		0- 0	0- 0		HOME	1- 3		7- 0				
6- 8		0- 2	0- 0		AWAY	0- 2		6- 2				
1- 0		0- 0	0- 0		NEUTRAL	0- 0		0- 0				
5- 7		0- 2	0- 0		NON-CONFERENCE	0- 3		4- 1				
3- 3		0- 0	0- 0		HOME	0- 3		2- 0				
2- 4		0- 2	0- 0		AWAY	0- 0		2- 1				
0- 0		0- 0	0- 0		NEUTRAL	0- 0		0- 0				
12- 4		0- 0	0- 0		CONFERENCE	1- 2		9- 1				
7- 0		0- 0	0- 0		HOME	1- 0		5- 0				
4- 4		0- 0	0- 0		AWAY	0- 2		4- 1				
1- 0		0- 0	0- 0		NEUTRAL	0- 0		0- 0				
<hr/>												
RPI 1-25		RPI 26-50		RPI 51-100		RPI 101+		Team's RPI: 129				
RPI S	Opponent	Score	RPI S	Opponent	Score	RPI S	Opponent	Score	RPI S	Opponent	Score	
3	A Oklahoma	62 86				72	H Washington	65 73	142	H Wyoming	68 53	
24	A TCU	68 82				84	H Wisconsin-Milwaukee	61 64	146	A Portland	58 69	
						88	A Weber St.	49 63	147	A Montana	50 63	
						88	A Weber St.	47 53	147	H Montana	64 55	
						88	H Weber St.	68 62	147	N Montana	61 54	
						96	H Mississippi	59 66	151	A Northern Ariz.	62 71	
									151	H Northern Ariz.	76 74	
									211	A Texas A&M-Corp. Chris	72 61	
									238	A Eastern Wash.	71 56	
									238	H Eastern Wash.	64 48	
									250	A Portland St.	76 64	
									250	H Portland St.	81 66	
									265	A Idaho St.	81 67	
									265	H Idaho St.	94 75	
									274	H Southern Utah	68 57	
									279	A Idaho	61 62	
									280	A Washington St.	75 68	
									302	H UTEP	86 54	
									310	A Sacramento St.	69 45	
									310	H Sacramento St.	82 47	
<hr/>												
Team's RPI: 129												
<hr/>												
LAST 10 Division I GAMES:												
			88	A Weber St.	47 53	265	H Idaho St.	94 75				
			147	N Montana	61 54	88	H Weber St.	68 62				
			147	H Montana	64 55	250	A Portland St.	76 64				
			310	A Sacramento St.	69 45	238	A Eastern Wash.	71 56				
			151	A Northern Ariz.	62 71	147	A Montana	50 63				

Non-Div I Games: Montana Tech 73 47

Montana St.

Loss, Non-Conf, S Site, H Home A Away N Neutral

Montana St.

Montana St.

Average RPI Win: 234		WON-LOST RECORD		WINNING PCT. RANK		LAST 10 GAMES		STRENGTH OF SCHEDULE		OPP. STRENGTH OF SCHEDULE		TEAM RPI		ADJ. RPI		CONF. RPI		ADJ CONF. RPI		
117																				
DIV. I ONLY		17- 8		56		6- 4		234		230		122		124		19		19		
DIV. I NON-CONF.		6- 1		11		0- 0		191		296		58		60		21		21		
TOTALS		RPI 1-25		RPI 26-50		W-L RECORDS		RPI 51-100				RPI 150+								
17- 8		0- 0		0- 0		OVERALL		0- 5				15- 1								
9- 2		0- 0		0- 0		HOME		0- 2				8- 0								
6- 5		0- 0		0- 0		AWAY		0- 2				5- 1								
2- 1		0- 0		0- 0		NEUTRAL		0- 1				2- 0								
6- 1		0- 0		0- 0		NON-CONFERENCE		0- 0				5- 0								
2- 0		0- 0		0- 0		HOME		0- 0				2- 0								
2- 1		0- 0		0- 0		AWAY		0- 0				1- 0								
2- 0		0- 0		0- 0		NEUTRAL		0- 0				2- 0								
11- 7		0- 0		0- 0		CONFERENCE		0- 5				10- 1								
7- 2		0- 0		0- 0		HOME		0- 2				6- 0								
4- 4		0- 0		0- 0		AWAY		0- 2				4- 1								
0- 1		0- 0		0- 0		NEUTRAL		0- 1				0- 0								
RPI 1-25		RPI 26-50		RPI 51-100		RPI 101+		Team's RPI: 124												
RPI S	Opponent	Score	RPI S	Opponent	Score	RPI S	Opponent	Score	RPI S	Opponent	Score	RPI S	Opponent	Score	RPI S	Opponent	Score	RPI S	Opponent	Score
						75	A Eastern Ky.	74 85	112	A Binghamton	63 71									
						75	H Eastern Ky.	78 90	114	A Austin Peay	61 89									
						91	A Tennessee Tech	59 76	114	H Austin Peay	72 63									
						91	H Tennessee Tech	73 76	140	A Oakland	77 75									
						91	N Tennessee Tech	78 87	170	N Long Island	82 79									
									202	A Southeast Mo. St.	79 70									
									202	H Southeast Mo. St.	79 72									
									221	H High Point	93 76									
									227	H Elon	57 56									
									242	A Tenn. -Martin	91 82									
									242	H Tenn. -Martin	90 79									
									242	H Tenn. -Martin	90 66									
									271	A Murray St.	80 75									
									271	H Murray St.	84 79									
									275	A Wright St.	92 75									
									285	N Marshall	80 68									
									288	A Eastern Ill.	67 77									
									288	H Eastern Ill.	89 72									
									296	A Tennessee St.	84 74									
									296	H Tennessee St.	80 62									
LAST 10 Division I GAMES:																				
						91	N Tennessee Tech	78 87	75	A Eastern Ky.	74 85									
						242	H Tenn. -Martin	90 66	91	A Tennessee Tech	59 76									
						271	A Murray St.	80 75	288	H Eastern Ill.	89 72									
						242	A Tenn. -Martin	91 82	202	H Southeast Mo. St.	79 72									
						114	H Austin Peay	72 63	114	A Austin Peay	61 89									

Morehead St

Moreheadst

Non-Di v I	Games:	1 PFW	91	72	1 PFW	87	70	Gardner-Webb	76	60	Ohio Valley	97	34	Morehead St.
------------	--------	-------	----	----	-------	----	----	--------------	----	----	-------------	----	----	--------------

Loss, Non-Conf, S Site, H Home A Away N Neutral

Average RPI Win: 315		WON-LOST RECORD	WINNING PCT. RANK	LAST 10 GAMES	STRENGTH OF SCHEDULE	OPP. STRENGTH OF SCHEDULE	TEAM RPI	ADJ. RPI	CONF. RPI	ADJ CONF. RPI
Average RPI Loss: 193										
DIV. I ONLY		1- 27	319	0- 10	265	283	317	317	29	29
DIV. I NON-CONF.		0- 9	309	0- 0	201	162	306	306	29	29
TOTALS		RPI 1-25	RPI 26-50	W-L RECORDS	RPI 51-100	RPI 150+				
1- 27		0- 0	0- 1	OVERALL	0- 2	1- 17				
1- 9		0- 0	0- 0	HOME	0- 0	1- 7				
0- 14		0- 0	0- 1	AWAY	0- 2	0- 8				
0- 4		0- 0	0- 0	NEUTRAL	0- 0	0- 2				
0- 9		0- 0	0- 1	NON-CONFERENCE	0- 2	0- 3				
0- 1		0- 0	0- 0	HOME	0- 0	0- 1				
0- 5		0- 0	0- 1	AWAY	0- 2	0- 1				
0- 3		0- 0	0- 0	NEUTRAL	0- 0	0- 1				
1- 18		0- 0	0- 0	CONFERENCE	0- 0	1- 14				
1- 8		0- 0	0- 0	HOME	0- 0	1- 6				
0- 9		0- 0	0- 0	AWAY	0- 0	0- 7				
0- 1		0- 0	0- 0	NEUTRAL	0- 0	0- 1				
RPI 1-25		RPI 26-50		RPI 51-100		Team's RPI: 317				
RPI S	Opponent	Score	RPI S	Opponent	Score	RPI S	Opponent	Score		
36	A Villanova	55 69	80	A St. Joseph's	51 99	112	N Binghamton	47 72		
			95	A Southern Cal i forni a	39 87	122	A Howard	40 81		
						122	H Howard	62 82		
						132	A Norfolk St.	46 86		
						132	H Norfolk St.	61 74		
						134	N New Hampshi re	39 67		
						138	A Maryland	42 79		
						165	A Hampton	44 75		
						165	H Hampton	67 69		
						176	A South Carolina St.	45 47		
						183	A Coppin St.	51 64		
						183	H Coppin St.	49 54		
						193	N Kansas	53 88		
						205	H Monmouth	55 73		
						266	A Bethune-Cookman	52 66		
						266	H Bethune-Cookman	37 44		
						278	A Md. -East. Shore	44 67		
						278	H Md. -East. Shore	52 59		
						278	N Md. -East. Shore	44 63		
						290	A Fl ori da A&M	53 60		
						290	H Fl ori da A&M	50 71		
						295	A Delaware St.	53 68		
						295	H Delaware St.	48 59		
						311	A Cal St. Fullerton	59 64		
						315	H N. C. A&T	56 49		
LAST 10 Division I GAMES:										
278	N Md. -East. Shore	44 63	295	H Delaware St.	48 59	122	H Howard	62 82		
183	A Coppin St.	51 64	132	A Norfolk St.	46 86	165	A Hampton	44 75		
290	H Fl ori da A&M	50 71	176	A South Carolina St.	45 47					
266	H Bethune-Cookman	37 44								
278	A Md. -East. Shore	44 67								

Morgan St.

Morgan St.

Non-Div I Games:

Morgan St.

Loss,
Non-Conf, S Site,
H Home
A Away
N Neutral

Average RPI Win: 315		WON-LOST	WINNING	LAST 10	STRENGTH OF	OPP. STRENGTH	TEAM	ADJ.	CONF.	ADJ CONF.
Average RPI Loss: 203		RECORD	PCT. RANK	GAMES	SCHEDULE	OF SCHEDULE	RPI	RPI	RPI	RPI
DIV. I ONLY	1- 21	317	0- 7	271	318	318	319	32	32	
DIV. I NON-CONF.	1- 18	308	0- 5	225	269	308	311	32	32	
TOTALS	RPI 1-25	RPI 26-50	W-L RECORDS	RPI 51-100	RPI 150+					
1- 21	0- 0	0- 1	OVERALL	0- 1	1- 13					
0- 9	0- 0	0- 0	HOME	0- 0	0- 7					
0- 10	0- 0	0- 1	AWAY	0- 1	0- 5					
1- 2	0- 0	0- 0	NEUTRAL	0- 0	1- 1					
1- 18	0- 0	0- 1	NON-CONFERENCE	0- 1	1- 10					
0- 7	0- 0	0- 0	HOME	0- 0	0- 5					
0- 9	0- 0	0- 1	AWAY	0- 1	0- 4					
1- 2	0- 0	0- 0	NEUTRAL	0- 0	1- 1					
0- 3	0- 0	0- 0	CONFERENCE	0- 0	0- 3					
0- 2	0- 0	0- 0	HOME	0- 0	0- 2					
0- 1	0- 0	0- 0	AWAY	0- 0	0- 1					
0- 0	0- 0	0- 0	NEUTRAL	0- 0	0- 0					
RPI S	RPI 1-25	Score	RPI S	RPI 26-50	Score	RPI S	RPI 51-100	Score	RPI S	RPI 101+ Team's RPI: 319
	Opponent			Opponent			Opponent			Opponent
			31	A Georgi a	36 105	60	A Mi ssi ssi ppi St.	45 95	105	A Georgi a Tech 40 111
									109	H Georgi a St. 55 87
									126	A Mi ddl e Tenn. 39 90
									132	N Norfol k St. 56 73
									136	A Al abama St. 49 99
									136	H Al abama St. 53 86
									159	A South Fl a. 54 124
									206	H Mercer 50 86
									251	N Ohio 67 95
									252	H Ark. -Li ttle Rock 63 81
									254	H Bi rmi ngham-So. 53 74
									266	H Bethune-Cookman 59 82
									276	A Al abama A&M 60 92
									276	H Al abama A&M 51 71
									281	A Li pscomb 44 91
									290	A Fl ori da A&M 70 92
									290	H Fl ori da A&M 46 63
									315	A N. C. A&T 54 59
									315	N N. C. A&T 50 42
									318	H Centenary (La.) 77 81
			LAST 10 Division I GAMES:							
			315	A N. C. A&T	54 59	281	A Li pscomb	44 91		
			105	A Georgi a Tech	40 111	126	A Mi ddl e Tenn.	39 90		
			276	A Al abama A&M	60 92	254	H Bi rmi ngham-So.	53 74		
			60	A Mi ssi ssi ppi St.	45 95	136	H Al abama St.	53 86		
			318	H Centenary (La.)	77 81	252	H Ark. -Li ttle Rock	63 81		

Non-Div I Games: Clark Atlanta 66 63 Clark Atlanta 43 50 Savannah St. 57 68 Savannah St. 55 71

[illegible]

Mt. St. Mary's

Mt. St. Mary's

Non-Div I Games:

Mt. St. Mary's

■ Loss, ■ Non-Conf, S Site, H Home A Away N Neutral

Average RPI Win: 220		WON-LOST	WINNING	LAST 10	STRENGTH OF	OPP. STRENGTH	TEAM	ADJ.	CONF.	ADJ CONF.
Average RPI Loss: 165		RECORD	PCT. RANK	GAMES	SCHEDULE	OF SCHEDULE	RPI	RPI	RPI	RPI
DIV. I ONLY		7- 17	273	2- 7	232	215	272	271	19	19
DIV. I NON-CONF.		1- 5	285	0- 0	251	229	295	295	21	21
TOTALS		RPI 1-25	RPI 26-50	W-L RECORDS	RPI 51-100	RPI 150+				
7- 17		0- 0	0- 0	OVERALL	1- 5	5- 8				
3- 5		0- 0	0- 0	HOME	0- 2	2- 2				
2- 11		0- 0	0- 0	AWAY	1- 3	1- 5				
2- 1		0- 0	0- 0	NEUTRAL	0- 0	2- 1				
1- 5		0- 0	0- 0	NON-CONFERENCE	0- 1	1- 3				
0- 0		0- 0	0- 0	HOME	0- 0	0- 0				
0- 4		0- 0	0- 0	AWAY	0- 1	0- 2				
1- 1		0- 0	0- 0	NEUTRAL	0- 0	1- 1				
6- 12		0- 0	0- 0	CONFERENCE	1- 4	4- 5				
3- 5		0- 0	0- 0	HOME	0- 2	2- 2				
2- 7		0- 0	0- 0	AWAY	1- 2	1- 3				
1- 0		0- 0	0- 0	NEUTRAL	0- 0	1- 0				
RPI 1-25		RPI 26-50		RPI 51-100		RPI 101+		Team's RPI: 271		
RPI S	Opponent	Score	RPI S	Opponent	Score	RPI S	Opponent	Score		
					75 A Eastern Ky.	75 70	114 A Austin Peay	73 85		
					75 A Eastern Ky.	59 76	114 H Austin Peay	66 57		
					75 H Eastern Ky.	58 74	124 A Morehead St.	79 84		
					91 A Tennessee Tech	57 73	124 H Morehead St.	75 80		
					91 H Tennessee Tech	61 70	144 A W i c h i t a St.	70 79		
					96 A M i s s i s s i p p i	58 78	151 N Northern Ari z.	59 63		
							202 A Southeast Mo. St.	64 72		
							202 H Southeast Mo. St.	55 71		
							211 A Tex. A&M-Corp. Chris	52 66		
							227 N Illinois St.	65 55		
							242 A Tenn. -Martin	50 66		
							242 H Tenn. -Martin	66 65		
							281 A L i p s c o m b	61 75		
							288 A Eastern Ill.	51 60		
							288 H Eastern Ill.	57 59		
							288 N Eastern Ill.	66 51		
							296 A Tennessee St.	66 58		
							296 H Tennessee St.	63 51		
LAST 10 Division I GAMES:										
					75 A Eastern Ky.	59 76	114 H Austin Peay	66 57		
					124 H Morehead St.	75 80	91 H Tennessee Tech	61 70		
					75 H Eastern Ky.	58 74	296 H Tennessee St.	63 51		
					202 A Southeast Mo. St.	64 72	242 A Tenn. -Martin	50 66		
					288 A Eastern Ill.	51 60	75 A Eastern Ky.	75 70		

Murray St.

Non-Div I Games: Savannah St. 66 51 Savannah St. 87 34 Gardner-Webb 83 68 Brescia 72 55 Murray St.

Loss, Non-Conf, S Site, H Home A Away N Neutral

Average RPI Win: 182				WON-LOST RECORD		WINNING PCT. RANK		LAST 10 GAMES		STRENGTH OF SCHEDULE		OPP. STRENGTH OF SCHEDULE		TEAM RPI		ADJ. RPI		CONF. RPI		ADJ CONF. RPI	
DIV. I ONLY				14- 16		180		2- 8		45		40		93		92		2		2	
DIV. I NON-CONF.				10- 3		32		0- 0		124		212		52		57		2		2	
TOTALS		RPI 1-25		RPI 26-50		W-L RECORDS		RPI 51-100		RPI 150+											
14- 16		1- 12		1- 1		OVERALL		1- 3		9- 0											
9- 5		1- 3		1- 0		HOME		1- 2		5- 0											
3- 9		0- 8		0- 0		AWAY		0- 1		3- 0											
2- 2		0- 1		0- 1		NEUTRAL		0- 0		1- 0											
10- 3		0- 2		1- 1		NON-CONFERENCE		1- 0		7- 0											
6- 0		0- 0		1- 0		HOME		1- 0		4- 0											
2- 2		0- 2		0- 0		AWAY		0- 0		2- 0											
2- 1		0- 0		0- 1		NEUTRAL		0- 0		1- 0											
4- 13		1- 10		0- 0		CONFERENCE		0- 3		2- 0											
3- 5		1- 3		0- 0		HOME		0- 2		1- 0											
1- 7		0- 6		0- 0		AWAY		0- 1		1- 0											
0- 1		0- 1		0- 0		NEUTRAL		0- 0		0- 0											
RPI 1-25				RPI 26-50				RPI 51-100				Team's RPI: 92				RPI 101+					
RPI	S	Opponent	Score	RPI	S	Opponent	Score	RPI	S	Opponent	Score	RPI	S	Opponent	Score						
3	A	Oklahoma	47 81	40	N	Tulane	78 84	59	H	Oklahoma St.	66 72	141	H	Texas A&M	77 73						
9	A	Kansas St.	71 85	47	H	Creighton	59 56	88	H	Weber St.	89 63	145	N	Northern Iowa	80 74						
9	H	Kansas St.	67 52					89	A	Missouri	41 67	193	A	Kansas	77 70						
10	A	Baylor	62 74					89	H	Missouri	54 69	193	H	Kansas	73 59						
11	H	Texas	54 61									208	H	Chicago St.	70 41						
13	A	Texas Tech	57 99									211	H	Tex. A&M-Corp. Chris	76 58						
14	A	Colorado	60 95																		
14	H	Colorado	60 84									223	N	Colgate	86 45						
16	A	Iowa St.	54 88									225	A	New Orleans	87 58						
16	H	Iowa St.	71 82									277	H	Texas Southern	87 51						
16	N	Iowa St.	55 74									282	H	Southern Ill.	88 47						
20	A	Cincinnati	59 81									311	A	Cal St. Fullerton	89 55						
21	A	Drake	74 88																		
				LAST 10 Division I GAMES:																	
				16	N	Iowa St.	55 74	193	A	Kansas	77 70										
				14	H	Colorado	60 84	9	H	Kansas St.	67 52										
				13	A	Texas Tech	57 99	14	A	Colorado	60 95										
				59	H	Oklahoma St.	66 72	89	H	Missouri	54 69										
				3	A	Oklahoma	47 81	10	A	Baylor	62 74										

Non-Div I Games:

Nebraska

Loss,
Non-Conf, S Site,
H Home
A Away
N Neutral

Average RPI Win: 197

Average RPI Loss: 95

WON-LOST
RECORDWINNING
PCT. RANKLAST 10
GAMESSTRENGTH OF
SCHEDULEOPP. STRENGTH
OF SCHEDULETEAM
RPIADJ.
RPICONF.
RPIADJ CONF.
RPI

DIV. I ONLY

9- 19

255

3- 7

72

117

186

185

12

12

DIV. I NON-CONF.

3- 6

224

0- 0

39

83

135

135

11

11

TOTALS

RPI 1-25

RPI 26-50

W-L RECORDS

RPI 51-100

RPI 150+

9- 19

0- 3

0- 2

OVERALL

2- 6

7- 3

7- 7

0- 2

0- 1

HOME

2- 2

5- 0

2- 11

0- 1

0- 1

AWAY

0- 3

2- 3

0- 1

0- 0

0- 0

NEUTRAL

0- 1

0- 0

3- 6

0- 1

0- 2

NON-CONFERENCE

1- 2

2- 0

2- 3

0- 1

0- 1

HOME

1- 1

1- 0

1- 3

0- 0

0- 1

AWAY

0- 1

1- 0

0- 0

0- 0

0- 0

NEUTRAL

0- 0

0- 0

6- 13

0- 2

0- 0

CONFERENCE

1- 4

5- 3

5- 4

0- 1

0- 0

HOME

1- 1

4- 0

1- 8

0- 1

0- 0

AWAY

0- 2

1- 3

0- 1

0- 0

0- 0

NEUTRAL

0- 1

0- 0

RPI 1-25

RPI 26-50

RPI 51-100

RPI 101+

Team's RPI: 185

RPI	S	Opponent	Score
10	H	Bayl or	58 86
22	A	Loui si ana Tech	65 95
22	H	Loui si ana Tech	58 102

RPI	S	Opponent	Score
34	A	Col orado St.	57 84
46	H	UNLV	50 83

RPI	S	Opponent	Score
52	A	Ri ce	41 54
52	H	Ri ce	61 59
55	A	Hawai i	53 73
55	H	Hawai i	51 59
55	N	Hawai i	41 45
87	H	Utah	53 72
93	H	San Franci sco	69 67
95	A	Southern Cal i forni a	48 86

RPI	S	Opponent	Score
116	A	Tul sa	49 79
116	H	Tul sa	49 72
128	A	San Jose St.	60 78
128	H	San Jose St.	52 71
142	A	Wyomi ng	78 82
164	A	Southern Methodi st	56 58
164	H	Southern Methodi st	70 68
166	H	Memphi s	82 65
219	A	UC Ri versi de	66 65
220	A	Boi se St.	51 61
220	H	Boi se St.	64 53
255	A	Fresno St.	56 68
255	H	Fresno St.	72 54
302	A	UTEP	79 56
302	H	UTEP	77 66

LAST 10 Div sion I GAMES:

55	N	Hawai i	41 45	302	A	UTEP	79 56
22	A	Loui si ana Tech	65 95	220	A	Boi se St.	51 61
164	A	Southern Methodi st	56 58	255	H	Fresno St.	72 54
55	H	Hawai i	51 59	116	H	Tul sa	49 72
128	H	San Jose St.	52 71	52	H	Ri ce	61 59

Nevada

Nevada

Non-Di v I Games:

Nevada

Loss, Non-Conf, S Site, H Home A Away N Neutral

Average RPI Win:		241	WON-LOST	WINNING	LAST 10	STRENGTH OF	OPP. STRENGTH	TEAM	ADJ.	CONF.	ADJ CONF.
Average RPI Loss:		115	RECORD	PCT. RANK	GAMES	SCHEDULE	OF SCHEDULE	RPI	RPI	RPI	RPI
DIV. I ONLY	13- 16	193	4- 6	240	163	209	207	11	11		
DIV. I NON-CONF.	6- 6	146	1- 0	300	257	240	239	13	13		
TOTALS	RPI 1-25	RPI 26-50	W-L RECORDS	RPI 51-100	RPI 150+						
13- 16	0- 2	1- 3	OVERALL	0- 2	11- 5						
7- 4	0- 0	1- 1	HOME	0- 1	5- 1						
3- 11	0- 1	0- 2	AWAY	0- 1	3- 4						
3- 1	0- 1	0- 0	NEUTRAL	0- 0	3- 0						
6- 6	0- 0	0- 2	NON-CONFERENCE	0- 1	6- 1						
3- 1	0- 0	0- 1	HOME	0- 0	3- 0						
1- 5	0- 0	0- 1	AWAY	0- 1	1- 1						
2- 0	0- 0	0- 0	NEUTRAL	0- 0	2- 0						
7- 10	0- 2	1- 1	CONFERENCE	0- 1	5- 4						
4- 3	0- 0	1- 0	HOME	0- 1	2- 1						
2- 6	0- 1	0- 1	AWAY	0- 0	2- 3						
1- 1	0- 1	0- 0	NEUTRAL	0- 0	1- 0						
RPI S Opponent	RPI 1-25	Score	RPI S Opponent	RPI 26-50	Score	RPI S Opponent	RPI 51-100	Score	RPI S Opponent	RPI 101+	Team's RPI: 207
15 A Florida Int'l	52	76	42 A New Mexico	55	82	62 A Wis. -Green Bay	47	87	110 A Denver	54	68
15 N Florida Int'l	57	88	42 H New Mexico	74	80	82 H Western Ky.	67	82	110 H Denver	70	87
			49 A North Texas	62	83				126 H Middle Tenn.	88	67
			49 H North Texas	81	72				139 A Northern Ill.	58	65
									144 A Wichita St.	95	99
									154 A South Ala.	89	91
									154 H South Ala.	47	71
									174 A Arkansas St.	55	75
									225 A New Orleans	66	62
									225 H New Orleans	71	58
									230 N Gonzaga	78	71
									252 A Ark. -Little Rock	49	69
									252 N Ark. -Little Rock	56	54
									273 A La. -Lafayette	72	68
									273 H La. -Lafayette	94	62
									277 H Texas Southern	88	69
									279 N Idaho	79	65
									302 A UTEP	64	84
									302 H UTEP	98	82
									306 H Cal St. Northridge	85	71
									321 A Tex. -Pan American	64	44
LAST 10 Division I GAMES:											
15 N Florida Int'l	57	88	252 A Ark. -Little Rock	49	69	15 A Florida Int'l	52	76			
252 N Ark. -Little Rock	56	54	154 H South Ala.	47	71	225 H New Orleans	71	58			
273 H La. -Lafayette	94	62	49 A North Texas	62	83						
302 H UTEP	98	82									
174 A Arkansas St.	55	75									

Non-Div I Games:

New Mexico St.

New Orleans										Through Games Of 2002 Final															
Average RPI Win: 192				WON-LOST RECORD		WINNING PCT. RANK		LAST 10 GAMES		STRENGTH OF SCHEDULE		OPP. STRENGTH OF SCHEDULE		TEAM RPI		ADJ. RPI		CONF. RPI		ADJ CONF. RPI					
DIV. I ONLY				11- 18		235		4- 6		192		171		221		225		11		11					
DIV. I NON-CONF.				4- 8		224		0- 0		258		265		267		268		13		13					
TOTALS				RPI 1-25		RPI 26-50		W-L RECORDS		RPI 51-100		RPI 150+													
11- 18				0- 1		1- 3		OVERALL		1- 2		9- 9													
6- 10				0- 1		1- 2		HOME		0- 2		5- 4													
4- 7				0- 0		0- 1		AWAY		1- 0		3- 4													
1- 1				0- 0		0- 0		NEUTRAL		0- 0		1- 1													
4- 8				0- 0		1- 0		NON-CONFERENCE		0- 2		3- 6													
3- 4				0- 0		1- 0		HOME		0- 2		2- 2													
0- 3				0- 0		0- 0		AWAY		0- 0		0- 3													
1- 1				0- 0		0- 0		NEUTRAL		0- 0		1- 1													
7- 10				0- 1		0- 3		CONFERENCE		1- 0		6- 3													
3- 6				0- 1		0- 2		HOME		0- 0		3- 2													
4- 4				0- 0		0- 1		AWAY		1- 0		3- 1													
0- 0				0- 0		0- 0		NEUTRAL		0- 0		0- 0													
RPI 1-25				RPI 26-50		RPI 51-100		RPI 101+		Team's RPI : 225															
RPI S Opponent Score				RPI S Opponent Score				RPI S Opponent Score				RPI S Opponent Score													
15 H Florida Int'l 63 79				40 H Tulane 76 69				60 H Mississippi St. 52 100				110 A Denver 53 84													
				49 A North Texas 49 92				82 A Western Ky. 75 72				110 H Denver 59 68													
				49 H North Texas 75 81				92 H Nebraska 58 87				126 A Middle Tenn. 54 77													
				49 H North Texas 49 75								154 A South Ala. 53 48													
												154 H South Ala. 62 58													
												157 H Wofford 62 63													
												174 H Arkansas St. 70 69													
												174 H Arkansas St. 51 47													
												184 A Southern Miss. 69 73													
												207 A New Mexico St. 58 71													
												207 H New Mexico St. 62 66													
												252 A Ark. -Little Rock 55 54													
												253 H Southeastern La. 94 75													
												261 H Nicholls St. 79 55													
												264 H Princeton 61 71													
												267 A La. -Monroe 55 83													
												273 A La. -Lafayette 71 60													
												273 H La. -Lafayette 64 70													
												277 A Texas Southern 52 56													
												281 N Lipscomb 63 81													
												297 N Lamar 83 71													
				LAST 10 Division I GAMES:																					
				49 H North Texas 49 75				110 H Denver 59 68																	
				174 H Arkansas St. 51 47				49 H North Texas 75 81																	
				110 A Denver 53 84				82 A Western Ky. 75 72																	
				49 A North Texas 49 92				273 A La. -Lafayette 71 60																	
				154 A South Ala. 53 48				207 A New Mexico St. 58 71																	

Non-Div I Games:

New Orleans

Loss,
Non-Conf, S Site,
H Home
A Away
N Neutral

Average RPI Win: 240		WON-LOST RECORD	WINNING PCT. RANK	LAST 10 GAMES	STRENGTH OF SCHEDULE	OPP. STRENGTH OF SCHEDULE	TEAM RPI	ADJ. RPI	CONF. RPI	ADJ CONF. RPI	
DIV. I ONLY	9- 19	255	6- 4	212	184	247	241	17	17		
DIV. I NON-CONF.	2- 7	265	0- 0	229	188	275	272	17	17		
<hr/>											
TOTALS	RPI 1-25	RPI 26-50	W-L RECORDS	RPI 51-100	RPI 150+						
9- 19	0- 1	0- 2	OVERALL	0- 3	9- 9						
5- 7	0- 0	0- 1	HOME	0- 1	5- 3						
4- 10	0- 1	0- 1	AWAY	0- 1	4- 5						
0- 2	0- 0	0- 0	NEUTRAL	0- 1	0- 1						
2- 7	0- 1	0- 0	NON-CONFERENCE	0- 1	2- 3						
1- 2	0- 0	0- 0	HOME	0- 0	1- 1						
1- 4	0- 1	0- 0	AWAY	0- 0	1- 2						
0- 1	0- 0	0- 0	NEUTRAL	0- 1	0- 0						
7- 12	0- 0	0- 2	CONFERENCE	0- 2	7- 6						
4- 5	0- 0	0- 1	HOME	0- 1	4- 2						
3- 6	0- 0	0- 1	AWAY	0- 1	3- 3						
0- 1	0- 0	0- 0	NEUTRAL	0- 0	0- 1						
<hr/>											
RPI 1-25		RPI 26-50		RPI 51-100		RPI 101+		Team's RPI : 241			
RPI S	Opponent	Score	RPI S	Opponent	Score	RPI S	Opponent	Score			
16	A Iowa St.	58 95	44	A St. Peter's	56 78	57	A Si ena	64 81	119	A Manhattan	65 78
			44	H St. Peter's	64 80	57	H Si ena	73 75	119	H Manhattan	69 73
						61	N Val parai so	68 74	140	H Oakl and	56 59
									143	A St. Francis (Pa.)	59 75
									152	A St. Bonaventure	66 76
									158	A Fai rfi el d	85 72
									158	H Fai rfi el d	73 77
									182	A Cani si us	86 76
									182	H Cani si us	71 96
									216	A Mari st	51 80
									216	H Mari st	83 61
									231	A Loyol a (Md.)	50 68
									231	H Loyol a (Md.)	73 64
									231	N Loyol a (Md.)	67 79
									233	H Clevel and St.	85 78
									237	A Buffal o	50 70
									243	H Central Mi ch.	46 63
									268	A Iona	65 61
									268	H Iona	78 65
									289	A Ri der	74 87
									289	H Ri der	74 73
									313	A Akron	69 60
<hr/>											
LAST 10 Division I GAMES:											
231	N Loyol a (Md.)	67 79	158	A Fai rfi el d	85 72						
231	H Loyol a (Md.)	73 64	182	A Cani si us	86 76						
289	H Ri der	74 73	216	H Mari st	83 61						
268	A Iona	65 61	57	H Si ena	73 75						
182	H Cani si us	71 96	44	A St. Peter's	56 78						

Non-Div I Games:

Niagara

Loss,
Non-Conf, S Site,
H Home
A Away
N Neutral

Average RPI Win: 273		WON-LOST RECORD		WINNING PCT. RANK		LAST 10 GAMES		STRENGTH OF SCHEDULE		OPP. STRENGTH OF SCHEDULE		TEAM RPI		ADJ. RPI		CONF. RPI		ADJ CONF. RPI	
DIV. I ONLY		10- 16		234		4- 6		279		296		262		261		27		26	
DIV. I NON-CONF.		3- 3		146		0- 0		175		273		166		166		27		27	
TOTALS		RPI 1-25		RPI 26-50		W-L RECORDS		RPI 51-100		RPI 150+									
10- 16		0- 0		0- 1		OVERALL		0- 2		10- 11									
7- 6		0- 0		0- 0		HOME		0- 1		7- 4									
3- 10		0- 0		0- 1		AWAY		0- 1		3- 7									
0- 0		0- 0		0- 0		NEUTRAL		0- 0		0- 0									
3- 3		0- 0		0- 1		NON-CONFERENCE		0- 0		3- 2									
3- 0		0- 0		0- 0		HOME		0- 0		3- 0									
0- 3		0- 0		0- 1		AWAY		0- 0		0- 2									
0- 0		0- 0		0- 0		NEUTRAL		0- 0		0- 0									
7- 13		0- 0		0- 0		CONFERENCE		0- 2		7- 9									
4- 6		0- 0		0- 0		HOME		0- 1		4- 4									
3- 7		0- 0		0- 0		AWAY		0- 1		3- 5									
0- 0		0- 0		0- 0		NEUTRAL		0- 0		0- 0									
RPI 1-25		Score		RPI 26-50		Score		RPI 51-100		Score		RPI 101+		Team's RPI: 261		Score			
RPI S	Opponent			RPI S	Opponent			RPI S	Opponent			RPI S	Opponent						
40	A Tulane	48 71		69	A Stephen F. Austin	39 89		121	A Northwestern St.	64 73		121	H Northwestern St.	50 71					
												154	A South Ala.	49 63					
												163	H Grambling	71 63					
												177	A Texas-San Antonio	40 53					
												177	H Texas-San Antonio	34 48					
												198	A Texas-Arlington	34 76					
												198	H Texas-Arlington	58 61					
												225	A New Orleans	55 79					
												253	A Southeastern La.	69 80					
												253	H Southeastern La.	51 74					
												258	A Southwest Tex. St.	51 64					
												258	H Southwest Tex. St.	54 62					
												264	H Princeton	66 63					
												267	A La. -Monroe	54 53					
												267	H La. -Monroe	81 65					
												273	H La. -Lafayette	70 64					
												297	A Lamar	59 49					
												297	H Lamar	59 51					
												299	A McNeese St.	62 43					
												299	H McNeese St.	63 55					
												307	A Sam Houston St.	59 72					
												307	H Sam Houston St.	77 59					
LAST 10 Division I GAMES:																			
				253	H Southeastern La.	51 74		297	H Lamar	59 51									
				177	H Texas-San Antonio	34 48		307	H Sam Houston St.	77 59									
				258	H Southwest Tex. St.	54 62		69	A Stephen F. Austin	39 89									
				121	A Northwestern St.	64 73		198	A Texas-Arlington	34 76									
				267	A La. -Monroe	54 53		299	H McNeese St.	63 55									

Non-Div I Games: Armstrong Atlant62 51

Nicholls St.

Average RPI Win: 245		WON-LOST	WINNING	LAST 10	STRENGTH OF	OPP. STRENGTH	TEAM	ADJ.	CONF.	ADJ CONF.
Average RPI Loss: 137		RECORD	PCT. RANK	GAMES	SCHEDULE	OF SCHEDULE	RPI	RPI	RPI	RPI
DIV. I ONLY	19- 9	57	7- 3	235	279	128	132	29	29	
DIV. I NON-CONF.	3- 4	197	0- 2	108	149	153	152	29	29	
TOTALS	RPI 1-25	RPI 26-50	W-L RECORDS	RPI 51-100	RPI 150+					
19- 9	0- 1	0- 0	OVERALL	0- 1	18- 3					
9- 2	0- 0	0- 0	HOME	0- 1	9- 0					
6- 7	0- 1	0- 0	AWAY	0- 0	5- 3					
4- 0	0- 0	0- 0	NEUTRAL	0- 0	4- 0					
3- 4	0- 1	0- 0	NON-CONFERENCE	0- 1	2- 0					
1- 1	0- 0	0- 0	HOME	0- 1	1- 0					
1- 3	0- 1	0- 0	AWAY	0- 0	0- 0					
1- 0	0- 0	0- 0	NEUTRAL	0- 0	1- 0					
16- 5	0- 0	0- 0	CONFERENCE	0- 0	16- 3					
8- 1	0- 0	0- 0	HOME	0- 0	8- 0					
5- 4	0- 0	0- 0	AWAY	0- 0	5- 3					
3- 0	0- 0	0- 0	NEUTRAL	0- 0	3- 0					
RPI S	RPI 1-25	RPI S	RPI 26-50	RPI S	RPI 51-100	RPI S	RPI 101+	Team's RPI: 132		
4	A Duke	48	95	98	H Liberty	60	64	119	A Manhattan	72 70
								122	A Howard	65 78
								122	H Howard	68 84
								123	A Wake Forest	46 75
								135	A UNC Wilmington	73 77
								165	A Hampton	64 67
								165	H Hampton	59 48
								165	N Hampton	61 52
								176	A South Carolina St.	47 52
								176	H South Carolina St.	75 63
								176	N South Carolina St.	69 56
								183	A Coppin St.	64 62
								183	H Coppin St.	69 61
								218	H Campbell	77 64
								266	H Bethune-Cookman	77 54
								278	A Md. -East. Shore	88 80
								278	H Md. -East. Shore	74 67
								278	N Md. -East. Shore	66 51
								290	A Florida A&M	43 70
								295	A Delaware St.	64 49
								295	H Delaware St.	72 58
								315	A N. C. A&T	78 65
								315	H N. C. A&T	76 71
								317	A Morgan St.	74 61
								317	H Morgan St.	86 46
								319	N Morris Brown	73 56
LAST 10 Division I GAMES:										
4	A Duke	48	95	295	A Delaware St.	64	49			
165	N Hampton	61	52	122	A Howard	65	78			
176	N South Carolina St.	69	56	123	A Wake Forest	46	75			
278	N Md. -East. Shore	66	51	176	H South Carolina St.	75	63			
165	H Hampton	59	48	315	H N. C. A&T	76	71			

Non-Div I Games: Savannah St.

63 51

Savannah St.

63 47

Gardner-Webb

88 60

Norfolk St.

North Carolina

Average RPI Win: 108
Average RPI Loss: 35

WON-LOST
RECORD

WINNING
PCT. RANK

LAST 10
GAMES

STRENGTH OF
SCHEDULE

OPP. STRENGTH
OF SCHEDULE

TEAM
RPI

ADJ.
RPI

CONF.
RPI

ADJ CONF.
RPI

DIV. I ONLY

26- 9

32

7- 3

23

29

16

17

4

4

DIV. I NON-CONF.

13- 3

26

2- 1

28

29

14

14

4

4

TOTALS

RPI 1-25

RPI 26-50

W-L RECORDS

RPI 51-100

RPI 150+

26- 9

2- 6

3- 0

OVERALL

5- 1

4- 0

15- 3

1- 1

2- 0

HOME

2- 1

3- 0

8- 3

1- 2

1- 0

AWAY

2- 0

1- 0

3- 3

0- 3

0- 0

NEUTRAL

1- 0

0- 0

13- 3

2- 3

1- 0

NON-CONFERENCE

1- 0

4- 0

10- 0

1- 0

1- 0

HOME

1- 0

3- 0

2- 1

1- 1

0- 0

AWAY

0- 0

1- 0

1- 2

0- 2

0- 0

NEUTRAL

0- 0

0- 0

13- 6

0- 3

2- 0

CONFERENCE

4- 1

0- 0

5- 3

0- 1

1- 0

HOME

1- 1

0- 0

6- 2

0- 1

1- 0

AWAY

2- 0

0- 0

2- 1

0- 1

0- 0

NEUTRAL

1- 0

0- 0

RPI 1-25

Team's RPI: 17

RPI 26-50

RPI 51-100












RPI 101+




RPI S Opponent Score







RPI S Opponent Score



















RPI S Opponent Score

RPI S Opponent Score










2  Connecticut 74 
4  Duke 82 
4  Duke 75 
4 N Duke 80 
5 N Vanderbilt 61 
8 N South Carolina 53 
12  Old Dominion 95 85
19  Minnesota 72 69

36  Villanova 49 45
39  Virginia 78 68
39  Virginia 79 64

58  Clemson 89 85
58  Clemson 86 76
63  North Carolina St. 80 71
63  North Carolina St. 63 
63 N North Carolina St. 58 52
65  Harvard 85 58

103  Florida St. 93 81
103  Florida St. 93 63
105  Georgia Tech 71 62
105  Georgia Tech 62 
111  George Mason 77 59
113  Evansville 89 69
122 N Howard 117 57
123  Wake Forest 64 
123  Wake Forest 90 68
131  Kentucky 102 64
137  Western Caro. 100 44
138  Maryland 68 57
138  Maryland 85 58
138 N Maryland 78 53
161  Richmond 99 69
212  Lehigh 76 47
242  Tenn. -Martin 90 67
291  Winthrop 84 43

LAST 10 Division I GAMES:





5 N Vanderbilt 61 
19  Minnesota 72 69
65  Harvard 85 58
4 N Duke 80 
63 N North Carolina St. 58 52
138 N Maryland 78 53
4  Duke 75 
39  Virginia 78 68
105  Georgia Tech 71 62
58  Clemson 86 76

North Carolina

North Carolina

Non-Div I Games:

North Carolina

 Loss,  Non-Conf, S Site,  Home  Away N Neutral

Average RPI Win:		104	WON-LOST RECORD		WINNING PCT. RANK		LAST 10 GAMES		STRENGTH OF SCHEDULE		OPP. STRENGTH OF SCHEDULE		TEAM RPI		ADJ. RPI		CONF. RPI		ADJ CONF. RPI				
Average RPI Loss:		51																					
DIV. I ONLY		14- 15		167		4- 6		20		20		68		63		4		4					
DIV. I NON-CONF.		6- 5		123		0- 0		34		17		49		48		4		4					
TOTALS		RPI 1-25		RPI 26-50		W-L RECORDS		RPI 51-100		RPI 150+													
14- 15		3- 5		1- 4		OVERALL		2- 3		2- 1													
9- 5		2- 2		0- 2		HOME		1- 1		2- 0													
4- 6		1- 1		1- 2		AWAY		0- 1		0- 0													
1- 4		0- 2		0- 0		NEUTRAL		1- 1		0- 1													
6- 5		2- 1		1- 2		NON-CONFERENCE		1- 1		2- 1													
5- 1		2- 0		0- 1		HOME		1- 0		2- 0													
1- 1		0- 0		1- 1		AWAY		0- 0		0- 0													
0- 3		0- 1		0- 0		NEUTRAL		0- 1		0- 1													
8- 10		1- 4		0- 2		CONFERENCE		1- 2		0- 0													
4- 4		0- 2		0- 1		HOME		0- 1		0- 0													
3- 5		1- 1		0- 1		AWAY		0- 1		0- 0													
1- 1		0- 1		0- 0		NEUTRAL		1- 0		0- 0													
RPI 1-25		RPI 26-50		RPI 51-100		Team's RPI : 63		RPI 101+															
RPI S	Opponent			Score		RPI S	Opponent			Score		RPI S	Opponent			Score		RPI S	Opponent			Score	
1	N	Tennessee		56	93	31	H	Georgi a		63	68	58	A	Cl emson		51	62	103	A	Fl ori da St.		74	80
4	A	Duke		54	81	33	A	Wi sconsi n		48	65	58	H	Cl emson		52	63	103	H	Fl ori da St.		64	60
4	H	Duke		68	73	39	A	Vi rgi ni a		57	61	58	N	Cl emson		61	52	105	A	Georgi a Tech		57	69
12	H	Ol d Domi ni on		74	58	39	H	Vi rgi ni a		52	68	60	N	Mi ssi ssi ppi St.		58	71	105	H	Georgi a Tech		75	63
17	A	North Caroli na		66	63	50	A	I ndi ana		50	44	68	H	George Washi ngton		62	54	123	A	Wake Forest		61	47
17	H	North Caroli na		71	80													123	H	Wake Forest		69	57
17	N	North Caroli na		52	58													138	A	Maryl and		66	54
21	H	Drake		64	61													138	H	Maryl and		62	55
																		191	N	Pi ttsburgh		65	82
																		245	H	Charleston So.		99	45
																		260	H	Radford		84	47
LAST 10 Div						sion I GAMES:																	
						17	N	North Caroli na		52	58	103	H	Fl ori da St.				64	60				
						58	N	Cl emson		61	52	17	H	North Caroli na				71	80				
						58	H	Cl emson		52	63	105	A	Georgi a Tech				57	69				
						138	A	Maryl and		66	54	39	A	Vi rgi ni a				57	61				
						4	A	Duke		54	81	123	H	Wake Forest				69	57				

North Carolina St.

Non-Di v I Games:

North Carolina St.

Loss,
Non-Conf,
S Site,
H Home
A Away
N Neutral

Average RPI Win: 181		WON-LOST RECORD		WINNING PCT. RANK		LAST 10 GAMES		STRENGTH OF SCHEDULE		OPP. STRENGTH OF SCHEDULE		TEAM RPI		ADJ. RPI		CONF. RPI		ADJ CONF. RPI	
DIV. I ONLY		20- 9		54		7- 3		60		103		45		49		11		11	
DIV. I NON-CONF.		6- 5		123		1- 1		30		39		50		56		13		13	
TOTALS		RPI 1-25		RPI 26-50		W-L RECORDS		RPI 51-100		RPI 150+									
20- 9		0- 6		0- 0		OVERALL		2- 1		15- 2									
12- 0		0- 0		0- 0		HOME		1- 0		10- 0									
6- 6		0- 3		0- 0		AWAY		0- 1		4- 2									
2- 3		0- 3		0- 0		NEUTRAL		1- 0		1- 0									
6- 5		0- 4		0- 0		NON-CONFERENCE		0- 1		6- 0									
4- 0		0- 0		0- 0		HOME		0- 0		4- 0									
1- 3		0- 2		0- 0		AWAY		0- 1		1- 0									
1- 2		0- 2		0- 0		NEUTRAL		0- 0		1- 0									
14- 4		0- 2		0- 0		CONFERENCE		2- 0		9- 2									
8- 0		0- 0		0- 0		HOME		1- 0		6- 0									
5- 3		0- 1		0- 0		AWAY		0- 0		3- 2									
1- 1		0- 1		0- 0		NEUTRAL		1- 0		0- 0									
RPI 1-25		RPI 26-50		Team's RPI: 49		RPI 51-100		RPI 101+											
RPI S	Opponent	Score		RPI S	Opponent	Score		RPI S	Opponent	Score		RPI S	Opponent	Score					
3 N	Oklahoma	68 83						72 A	Washington	61 82		110 A	Denver	81 74					
6 A	Purdue	50 82						82 H	Western Ky.	75 72		110 H	Denver	77 68					
10 N	Baylor	78 85						82 N	Western Ky.	84 52		126 A	Middle Tenn.	74 72					
13 A	Texas Tech	53 63										154 A	South Ala.	58 66					
15 A	Florida Int'l	65 70										154 H	South Ala.	62 46					
15 N	Florida Int'l	49 66										164 H	Southern Methodist	72 53					
												166 N	Memphis	75 70					
												174 H	Arkansas St.	82 66					
												177 A	Texas-San Antonio	64 57					
												181 H	UCF	78 55					
												198 H	Texas-Arlington	85 58					
												207 A	New Mexico St.	72 81					
												207 H	New Mexico St.	83 62					
												211 H	Tex. A&M-Corp. Chris	88 62					
												225 A	New Orleans	81 75					
												225 A	New Orleans	75 49					
												225 H	New Orleans	92 49					
												252 H	Ark. -Little Rock	84 56					
												273 A	La. -Lafayette	70 64					
												273 H	La. -Lafayette	88 34					
				LAST 10 Division I GAMES:															
				72 A	Washington	61 82		225 H	New Orleans	92 49									
				15 N	Florida Int'l	49 66		82 H	Western Ky.	75 72									
				82 N	Western Ky.	84 52		211 H	Tex. A&M-Corp. Chris	88 62									
				225 A	New Orleans	75 49		154 A	South Ala.	58 66									
				154 H	South Ala.	62 46													

North Texas

North Texas

225	A	New Orleans	81	75
-----	---	-------------	----	----

N
o
r
t
h
T
e
x
a
s

N
o
r
t
h
T
e
x
a
s

Northeastern

Through Games Of 2002 Final

Northeastern				Through Games Of 2002 Final							
Average RPI Win: 228		WON-LOST RECORD	WINNING PCT. RANK	LAST 10 GAMES	STRENGTH OF SCHEDULE	OPP. STRENGTH OF SCHEDULE	TEAM RPI	ADJ. RPI	CONF. RPI	ADJ CONF. RPI	
DIV. I ONLY		6- 22	288	3- 7	76	166	234	232	13	13	
DIV. I NON-CONF.		2- 9	281	0- 0	100	241	243	245	14	14	
TOTALS		RPI 1-25	RPI 26-50	W-L RECORDS		RPI 51-100	RPI 150+				
6- 22		0- 0	0- 1	OVERALL		0- 6	4- 4				
4- 9		0- 0	0- 0	HOME		0- 2	2- 2				
2- 11		0- 0	0- 1	AWAY		0- 3	2- 1				
0- 2		0- 0	0- 0	NEUTRAL		0- 1	0- 1				
2- 9		0- 0	0- 1	NON-CONFERENCE		0- 3	2- 4				
1- 4		0- 0	0- 0	HOME		0- 1	1- 2				
1- 4		0- 0	0- 1	AWAY		0- 2	1- 1				
0- 1		0- 0	0- 0	NEUTRAL		0- 0	0- 1				
4- 13		0- 0	0- 0	CONFERENCE		0- 3	2- 0				
3- 5		0- 0	0- 0	HOME		0- 1	1- 0				
1- 7		0- 0	0- 0	AWAY		0- 1	1- 0				
0- 1		0- 0	0- 0	NEUTRAL		0- 1	0- 0				
RPI 1-25		RPI 26-50		RPI 51-100		Team's RPI: 232					
RPI S	Opponent	Score	RPI S	Opponent	Score	RPI S	Opponent	Score	RPI S	Opponent	Score
30	A Boston College	59 72	54	A Vermont	57 79	108	A Boston U.	63 76	108	H Boston U.	61 76
			54	H Vermont	58 77	112	A Bi nghamton	49 63	112	H Bi nghamton	48 65
			54	N Vermont	48 57	115	A Mai ne	62 82	115	H Mai ne	82 73
			65	H Harvard	62 66	125	H Bucknel l	67 75	133	A Hartford	58 78
			72	A Washi ngton	42 81	133	H Hartford	59 69	134	A New Hampshi re	58 68
			79	A Hol y Cross	51 71	134	H New Hampshi re	73 64	149	A Stony Brook	53 63
						149	H Stony Brook	58 68	172	A Rhode Isl and	50 69
						182	H Cani si us	64 78	194	H Loyol a (Ill.)	83 87
						217	A Dartmouth	68 62	264	N Pri nceton	80 82
						298	A Al bany (N. Y.)	81 69	298	H Al bany (N. Y.)	63 54
						303	H Central Conn. St.	96 70			
		LAST 10 Di v		si on I GAMES:							
			54	N Vermont	48 57	115	A Mai ne	62 82			
			298	A Al bany (N. Y.)	81 69	133	A Hartford	58 78			
			134	A New Hampshi re	58 68	115	H Mai ne	82 73			
			149	H Stony Brook	58 68	54	H Vermont	58 77			
			108	H Boston U.	61 76	298	H Al bany (N. Y.)	63 54			

Northeastern

Northeastern

Non-Div I Games:

Northeastern

Loss,
Non-Conf, S Site,
H Home
A Away
N Neutral

Through Games of 2002 Final																			
Average RPI Win: 232		WON-LOST RECORD		WINNING PCT. RANK		LAST 10 GAMES		STRENGTH OF SCHEDULE		OPP. STRENGTH OF SCHEDULE		TEAM RPI		ADJ. RPI		CONF. RPI		ADJ. CONF. RPI	
Average RPI Loss: 114																			
DIV. I ONLY		17- 11		91		8- 2		239		207		155		151		22		22	
DIV. I NON-CONF.		7- 6		137		0- 0		198		144		152		150		22		22	
TOTALS		RPI 1-25		RPI 26-50		W-L RECORDS		RPI 51-100		RPI 150+									
17- 11		0- 1		0- 2		OVERALL		1- 3		13- 2									
11- 3		0- 1		0- 0		HOME		1- 1		8- 1									
5- 7		0- 0		0- 2		AWAY		0- 2		4- 0									
1- 1		0- 0		0- 0		NEUTRAL		0- 0		1- 1									
7- 6		0- 1		0- 2		NON-CONFERENCE		1- 1		5- 1									
5- 2		0- 1		0- 0		HOME		1- 0		4- 1									
1- 4		0- 0		0- 2		AWAY		0- 1		0- 0									
1- 0		0- 0		0- 0		NEUTRAL		0- 0		1- 0									
10- 5		0- 0		0- 0		CONFERENCE		0- 2		8- 1									
6- 1		0- 0		0- 0		HOME		0- 1		4- 0									
4- 3		0- 0		0- 0		AWAY		0- 1		4- 0									
0- 1		0- 0		0- 0		NEUTRAL		0- 0		0- 1									
RPI 1-25		RPI 26-50		RPI 51-100		RPI 101+		Team's RPI: 151											
RPI S	Opponent	Score	RPI S	Opponent	Score	RPI S	Opponent	Score	RPI S	Opponent	Score								
9	H Kansas St.	63 79	46	A UNLV	72 76	59	A Oklahoma St.	56 64	129	A Montana St.	74 76								
			50	A Indiana	56 61	88	A Weber St.	64 66	129	H Montana St.	71 62								
						88	H Weber St.	62 76	142	A Wyoming	59 61								
						99	H Loyola Marymount	78 63	144	A Wichita St.	83 63								
									147	A Montana	47 68								
									147	H Montana	76 74								
									219	H UC Riverside	68 53								
									238	A Eastern Wash.	64 62								
									238	H Eastern Wash.	65 54								
									238	N Eastern Wash.	57 70								
									250	A Portland St.	55 52								
									250	H Portland St.	72 46								
									255	H Fresno St.	68 73								
									259	H Jacksonville St.	70 47								
									265	A Idaho St.	72 61								
									265	H Idaho St.	69 35								
									269	H Cal Poly	65 58								
									271	N Murray St.	63 59								
									274	H Southern Utah	84 46								
									310	A Sacramento St.	72 40								
									310	H Sacramento St.	101 29								
LAST 10 Division I GAMES:																			
238 N Eastern Wash.												57 70							
238 A Eastern Wash.												64 62							
250 A Portland St.												55 52							
147 H Montana												76 74							
129 H Montana St.												71 62							
310 A Sacramento St.												72 40							
265 A Idaho St.												72 61							
88 A Weber St.												64 66							
250 H Portland St.												72 46							
238 H Eastern Wash.												65 54							

Northern Arizona

Northern Arizona

Non-Div l Games:

Northern Ari z.

■ Loss, ■ Non-Conf, S Site, H Home A Away N Neutral

Average RPI Win:		202	WON-LOST		WINNING	LAST 10	STRENGTH OF		OPP. STRENGTH	TEAM	ADJ.	CONF.	ADJ CONF.
Average RPI Loss:		122	RECORD		PCT. RANK	GAMES	SCHEDULE		OF SCHEDULE	RPI	RPI	RPI	RPI
DIV. I ONLY		17- 12	103		6- 4		172		192	136	139	18	18
DIV. I NON-CONF.		5- 5	146		0- 0		192		195	167	171	19	20
TOTALS		RPI 1-25	RPI 26-50		W-L RECORDS		RPI 51-100		RPI 150+				
17- 12		0- 0	0- 1		OVERALL		1- 5		13- 4				
9- 6		0- 0	0- 1		HOME		1- 3		7- 1				
6- 5		0- 0	0- 0		AWAY		0- 1		5- 3				
2- 1		0- 0	0- 0		NEUTRAL		0- 1		1- 0				
5- 5		0- 0	0- 1		NON-CONFERENCE		0- 2		5- 2				
3- 3		0- 0	0- 1		HOME		0- 2		3- 0				
1- 2		0- 0	0- 0		AWAY		0- 0		1- 2				
1- 0		0- 0	0- 0		NEUTRAL		0- 0		1- 0				
12- 7		0- 0	0- 0		CONFERENCE		1- 3		8- 2				
6- 3		0- 0	0- 0		HOME		1- 1		4- 1				
5- 3		0- 0	0- 0		AWAY		0- 1		4- 1				
1- 1		0- 0	0- 0		NEUTRAL		0- 1		0- 0				
RPI 1-25		RPI 26-50		RPI 51-100		RPI 101+		Team's RPI: 139					
RPI S	Opponent	Score	RPI S	Opponent	Score	RPI S	Opponent	Score	RPI S	Opponent	Score		
			41	H Arizona St.	50 61	74	A Ball St.	48 64	102	A Toledo	53 60		
						74	H Ball St.	67 64	102	H Toledo	60 61		
						74	N Ball St.	59 77	102	N Toledo	58 48		
						84	H Wi s. -Milwaukee	52 60	117	H Eastern Mich.	84 83		
						86	H DePaul	51 71	127	A Miami (Ohio)	74 61		
						90	H Kent St.	68 70	160	A Western Mich.	59 73		
									160	H Western Mich.	69 58		
									189	A Western Ill.	52 70		
									195	N Long Beach St.	73 66		
									197	H Dayton	61 52		
									202	H Southeast Mo. St.	71 63		
									207	H New Mexico St.	65 58		
									210	A Northwestern	68 63		
									227	A Illinois St.	52 55		
									237	H Buffalo	39 50		
									237	H Buffalo	56 41		
									243	A Central Mich.	68 51		
									243	H Central Mich.	74 61		
									251	H Ohio	66 57		
									272	A Bowling Green	56 52		
									285	A Marshal l	79 55		
									313	A Akron	63 42		
		LAST 10 Division I GAMES:											
			74	N Ball St.	59 77	74	A Ball St.	48 64					
			102	N Toledo	58 48	102	A Toledo	53 60					
			237	H Buffalo	56 41	251	H Ohio	66 57					
			243	A Central Mich.	68 51	90	H Kent St.	68 70					
			160	H Western Mich.	69 58	313	A Akron	63 42					

Northern Ill.

Northern Ill.

Non-Div I Games: Alas. Fairbanks 48 55

Northern Ill.

Loss, Non-Conf, S Site, H Home A Away N Neutral

[illegible]

Northern Iowa

Northern Iowa

Non-Div I Games:

Northern Iowa

Loss, Non-Conf, S Site, H Home A Away N Neutral

Northwestern

Through Games Of 2002 Final

Average RPI Win:	212	WON-LOST	WINNING	LAST 10	STRENGTH OF	OPP. STRENGTH	TEAM	ADJ.	CONF.	ADJ CONF.
Average RPI Loss:	55	RECORD	PCT. RANK	GAMES	SCHEDULE	OF SCHEDULE	RPI	RPI	RPI	RPI

DIV. I ONLY	4- 24	297	0- 10	41	39	215	210	3	3
DIV. I NON-CONF.	4- 7	218	0- 0	69	143	149	146	3	3

TOTALS	RPI 1-25	RPI 26-50	W-L RECORDS	RPI 51-100	RPI 150+
4- 24	0- 6	0- 8	OVERALL	0- 8	3- 1
3- 12	0- 4	0- 3	HOME	0- 4	2- 0
1- 10	0- 2	0- 4	AWAY	0- 4	1- 0
0- 2	0- 0	0- 1	NEUTRAL	0- 0	0- 1
4- 7	0- 2	0- 1	NON-CONFERENCE	0- 2	3- 1
3- 4	0- 1	0- 1	HOME	0- 1	2- 0
1- 2	0- 1	0- 0	AWAY	0- 1	1- 0
0- 1	0- 0	0- 0	NEUTRAL	0- 0	0- 1
0- 17	0- 4	0- 7	CONFERENCE	0- 6	0- 0
0- 8	0- 3	0- 2	HOME	0- 3	0- 0
0- 8	0- 1	0- 4	AWAY	0- 3	0- 0
0- 1	0- 0	0- 1	NEUTRAL	0- 0	0- 0

RPI 1-25				RPI 26-50				RPI 51-100				RPI 101+				Team's RPI: 210	
RPI	S	Opponent	Score	RPI	S	Opponent	Score	RPI	S	Opponent	Score	RPI	S	Opponent	Score		
6	H	Purdue	65 77	32	A	Iowa	68 82	51	A	Mi chi gan	67 74	110	H	Denver	66 58		
15	A	Florida Int'l	53 71	32	H	Iowa	47 74	51	H	Mi chi gan	59 63	139	H	Northern Ill.	63 68		
16	H	Iowa St.	61 71	33	A	Wi sconsi n	47 80	71	A	Ill i noi s	53 68	195	H	Long Beach St.	54 39		
18	A	Penn St.	49 84	33	H	Wi sconsi n	65 70	71	H	Ill i noi s	73 87	205	N	Monmouth	53 58		
18	H	Penn St.	47 77	33	N	Wi sconsi n	58 60	76	A	Mi ami (Fl a.)	69 86	256	H	Hofstra	61 42		
19	H	Mi nnesota	78 86	38	H	Houston	58 67	85	A	Ohi o St.	51 77	288	A	Eastern Ill.	68 44		
				45	A	Mi chi gan St.	58 75	85	H	Ohi o St.	69 87						
				50	A	Indi ana	52 74	86	H	DePaul	50 67						
LAST 10 Division I GAMES:																	
				33	N	Wi sconsi n	58 60	19	H	Mi nnesota	78 86						
				50	A	Indi ana	52 74	51	A	Mi chi gan	67 74						
				51	H	Mi chi gan	59 63	18	H	Penn St.	47 77						
				85	H	Ohi o St.	69 87	45	A	Mi chi gan St.	58 75						
				33	A	Wi sconsi n	47 80	18	A	Penn St.	49 84						

Non-Div I Games:

Northwestern

Loss,
Non-Conf, S Site,
H Home
A Away
N Neutral

Northwestern St.				Through Games Of 2002 Final							
Average RPI Win:	245	WON-LOST RECORD	WINNING PCT. RANK	LAST 10 GAMES	STRENGTH OF SCHEDULE	OPP. STRENGTH OF SCHEDULE	TEAM RPI	ADJ. RPI	CONF. RPI	ADJ CONF. RPI	
DIV. I ONLY	22- 7	28	7- 3		291	249	120	121	27	26	
DIV. I NON-CONF.	4- 3	107	1- 0		302	133	196	198	27	27	
<hr/>											
TOTALS	RPI 1-25		RPI 26-50		W-L RECORDS		RPI 51-100		RPI 150+		
22- 7	0- 0		0- 1		OVERALL		1- 2		21- 3		
13- 0	0- 0		0- 0		HOME		1- 0		12- 0		
8- 4	0- 0		0- 0		AWAY		0- 2		8- 2		
1- 3	0- 0		0- 1		NEUTRAL		0- 0		1- 1		
4- 3	0- 0		0- 1		NON-CONFERENCE		0- 0		4- 1		
2- 0	0- 0		0- 0		HOME		0- 0		2- 0		
1- 0	0- 0		0- 0		AWAY		0- 0		1- 0		
1- 3	0- 0		0- 1		NEUTRAL		0- 0		1- 1		
18- 4	0- 0		0- 0		CONFERENCE		1- 2		17- 2		
11- 0	0- 0		0- 0		HOME		1- 0		10- 0		
7- 4	0- 0		0- 0		AWAY		0- 2		7- 2		
0- 0	0- 0		0- 0		NEUTRAL		0- 0		0- 0		
<hr/>											
RPI 1-25		RPI 26-50			RPI 51-100			RPI 101+ Team's RPI: 121			
RPI S	Opponent	Score	RPI S	Opponent	Score	RPI S	Opponent	Score	RPI S	Opponent	Score
27 N	Virginia Tech	46 71	69 A	Stephen F. Austin	68 88	107 N	Rutgers	67 68	177 A	Texas-San Antonio	57 51
			69 A	Stephen F. Austin	52 76	177 H	Texas-San Antonio	56 44	192 A	Jackson St.	83 82
						192 H	Jackson St.	56 55	198 A	Texas-Arlington	54 59
						198 H	Texas-Arlington	72 71	198 H	Texas-Arlington	66 59
						239 N	Fordham	51 62	242 N	Tenn.-Martin	59 58
						253 A	Southeastern La.	67 63	253 H	Southeastern La.	74 72
						258 A	Southwest Tex. St.	74 76	258 H	Southwest Tex. St.	67 52
						261 A	Nicholls St.	71 50	261 H	Nicholls St.	73 64
						267 A	La.-Monroe	81 67	267 H	La.-Monroe	91 76
						297 A	Lamar	70 52	297 H	Lamar	73 58
						299 A	McNeese St.	64 52	299 H	McNeese St.	72 58
						307 A	Sam Houston St.	74 61	307 H	Sam Houston St.	84 66
						318 H	Centenary (La.)	82 48			
LAST 10 Division I GAMES:											
69 A	Stephen F. Austin	52 76	198 H	Texas-Arlington	72 71	261 H	Nicholls St.	73 64	253 H	Southeastern La.	74 72
198 H	Texas-Arlington	66 59	267 A	La.-Monroe	81 67	318 H	Centenary (La.)	82 48	258 A	Southwest Tex. St.	74 76
267 A	La.-Monroe	81 67	299 H	McNeese St.	72 58						
299 H	McNeese St.	72 58	69 A	Stephen F. Austin	68 88						

Northwestern St.

Northwestern St.

Non-Div I Games:

Northwestern St.

Loss, Non-Conf, S Site, H Home A Away N Neutral

Average RPI Win:		117	WON-LOST		WINNING	LAST 10	STRENGTH OF		OPP. STRENGTH	TEAM	ADJ.	CONF.	ADJ CONF.
Average RPI Loss:		34	RECORD		PCT. RANK	GAMES	SCHEDULE		OF SCHEDULE	RPI	RPI	RPI	RPI
DIV. I ONLY		20- 10	63		7- 3		29		38	27	29	5	5
DIV. I NON-CONF.		7- 6	137		1- 1		21		22	40	39	5	5
<hr/>													
TOTALS		RPI 1-25	RPI 26-50		W-L RECORDS		RPI 51-100		RPI 150+				
20- 10		0- 3	4- 4		OVERALL		4- 3		5- 0				
13- 1		0- 0	3- 1		HOME		3- 0		3- 0				
6- 7		0- 3	0- 2		AWAY		1- 2		2- 0				
1- 2		0- 0	1- 1		NEUTRAL		0- 1		0- 0				
7- 6		0- 2	1- 1		NON-CONFERENCE		3- 3		2- 0				
6- 0		0- 0	0- 0		HOME		3- 0		2- 0				
0- 5		0- 2	0- 1		AWAY		0- 2		0- 0				
1- 1		0- 0	1- 0		NEUTRAL		0- 1		0- 0				
13- 4		0- 1	3- 3		CONFERENCE		1- 0		3- 0				
7- 1		0- 0	3- 1		HOME		0- 0		1- 0				
6- 2		0- 1	0- 1		AWAY		1- 0		2- 0				
0- 1		0- 0	0- 1		NEUTRAL		0- 0		0- 0				
<hr/>													
RPI 1-25		RPI 26-50		Team's RPI: 29		RPI 51-100		RPI 101+					
RPI S	Opponent	Score	RPI S	Opponent	Score	RPI S	Opponent	Score	RPI S	Opponent	Score		
1	A Tennessee	50 89	27	H Virginia Tech	64 57	51	N Michigan	63 78	101	H Marquette	60 33		
2	A Connecticut	53 80	30	H Boston College	60 44	52	A Rice	61 72	104	A Providence	69 41		
6	A Purdue	57 70	34	A Colorado St.	66 72	61	H Valparaiso	42 35	104	H Providence	72 66		
			36	A Villanova	59 60	76	A Miami (Fla.)	69 65	106	A Seton Hall	65 60		
			36	H Villanova	45 48	83	A Arizona	70 72	106	H Seton Hall	79 45		
			42	N New Mexico	58 44	86	H DePaul	79 50	107	A Rutgers	57 52		
			43	H Syracuse	71 46	95	H Southern	62 49	148	H West Virginia	72 63		
			43	N Syracuse	79 84		California		160	H Western Mich.	71 48		
<hr/>													
LAST 10 Division I GAMES:													
	1	A Tennessee	50 89	148	H West Virginia	72 63							
	42	N New Mexico	58 44	107	A Rutgers	57 52							
	43	N Syracuse	79 84	283	H St. John's (N.Y.)	66 31							
	36	H Villanova	45 48	30	H Boston College	60 44							
	171	A Georgetown	86 66	191	A Pittsburgh	68 56							

Non-Di v I Games:

Notre Dame

Loss, Non-Conf, S Site, H Home A Away N Neutral

Notre Dame

Notre Dame

Average RPI Win: 203		WON-LOST RECORD	WINNING PCT. RANK	LAST 10 GAMES	STRENGTH OF SCHEDULE	OPP. STRENGTH OF SCHEDULE	TEAM RPI	ADJ. RPI	CONF. RPI	ADJ CONF. RPI
DIV. I ONLY		16- 14	136	6- 4	138	154	141	140	21	21
DIV. I NON-CONF.		5- 8	213	0- 1	68	70	136	134	18	18
TOTALS		RPI 1-25	RPI 26-50	W-L RECORDS	RPI 51-100	RPI 150+				
16- 14		0- 1	1- 4	OVERALL	2- 2	13- 6				
9- 5		0- 0	1- 2	HOME	1- 0	7- 2				
4- 9		0- 1	0- 2	AWAY	0- 2	4- 4				
3- 0		0- 0	0- 0	NEUTRAL	1- 0	2- 0				
5- 8		0- 1	1- 4	NON-CONFERENCE	0- 1	4- 1				
4- 3		0- 0	1- 2	HOME	0- 0	3- 0				
1- 5		0- 1	0- 2	AWAY	0- 1	1- 1				
0- 0		0- 0	0- 0	NEUTRAL	0- 0	0- 0				
11- 6		0- 0	0- 0	CONFERENCE	2- 1	9- 5				
5- 2		0- 0	0- 0	HOME	1- 0	4- 2				
3- 4		0- 0	0- 0	AWAY	0- 1	3- 3				
3- 0		0- 0	0- 0	NEUTRAL	1- 0	2- 0				

RPI 1-25		RPI 26-50		RPI 51-100		RPI 101+ Team's RPI: 140					
RPI	Opponent	Score	RPI	Opponent	Score	RPI	Opponent	Score			
5	A Vanderbilt	38 63	28	A Florida	65 84	51	A Michigan	42 71	124	H Morehead St.	75 77
			30	H Boston College	53 74	61	A Valparaiso	58 73	169	A Detroit	55 70
			31	H Georgia	51 72	61	H Valparaiso	70 56	188	A Oral Roberts	53 64
			34	H Colorado St.	77 71	61	N Valparaiso	52 40	188	H Oral Roberts	78 57
			45	A Michigan St.	53 55				188	N Oral Roberts	74 71
									189	A Western Ill.	62 75
									189	H Western Ill.	64 47
									208	A Chicago St.	76 71
									208	H Chicago St.	69 83
									217	H Dartmouth	71 60
									236	H Youngstown St.	81 56
									240	A IUPUI	52 82
									240	H IUPUI	67 72
									240	N IUPUI	63 53
									241	A Niagara	59 56
									243	H Central Mich.	69 58
									274	A Southern Utah	75 70
									274	H Southern Utah	62 45
									300	A UMKC	81 55
									300	H UMKC	70 49

LAST 10 Division I GAMES:							
5	A	Vanderbilt	38 63	189	A	Western Ill.	62 75
61	N	Valparaiso	52 40	240	A	IUPUI	52 82
188	N	Oral Roberts	74 71	188	H	Oral Roberts	78 57
240	N	IUPUI	63 53	300	H	UMKC	70 49
61	A	Valparaiso	58 73	274	A	Southern Utah	75 70

Non-Div I Games: Mich.-Dearborn 84 18

Oakland

Average RPI Win: 277		WON-LOST RECORD		WINNING PCT. RANK		LAST 10 GAMES		STRENGTH OF SCHEDULE		OPP. STRENGTH OF SCHEDULE		TEAM RPI		ADJ. RPI		CONF. RPI		ADJ. CONF. RPI	
DIV. I ONLY		13- 16		193		5- 5		317		197		254		251		18		18	
DIV. I NON-CONF.		5- 6		176		0- 0		313		171		270		269		19		20	
TOTALS		RPI 1-25		RPI 26-50		W-L RECORDS		RPI 51-100		RPI 150+									
13- 16		0- 1		0- 0		OVERALL		0- 5		13- 4									
8- 5		0- 0		0- 0		HOME		0- 2		8- 1									
4- 9		0- 1		0- 0		AWAY		0- 2		4- 2									
1- 2		0- 0		0- 0		NEUTRAL		0- 1		1- 1									
5- 6		0- 1		0- 0		NON-CONFERENCE		0- 2		5- 2									
3- 1		0- 0		0- 0		HOME		0- 1		3- 0									
1- 4		0- 1		0- 0		AWAY		0- 1		1- 1									
1- 1		0- 0		0- 0		NEUTRAL		0- 0		1- 1									
8- 10		0- 0		0- 0		CONFERENCE		0- 3		8- 2									
5- 4		0- 0		0- 0		HOME		0- 1		5- 1									
3- 5		0- 0		0- 0		AWAY		0- 1		3- 1									
0- 1		0- 0		0- 0		NEUTRAL		0- 1		0- 0									
RPI 1-25		RPI 26-50		RPI 51-100		Team's RPI: 251													
RPI S	Opponent	Score	RPI S	Opponent	Score	RPI S	Opponent	Score	RPI S	Opponent	Score								
11	A Texas	66 87				74	H Ball St.	74 85	102	H Toledo	74 86								
						85	A Ohio St.	60 85	117	A Eastern Mich.	68 73								
						90	A Kent St.	42 92	127	A Mi ami (Ohio)	71 83								
						90	N Kent St.	63 83	127	H Mi ami (Ohio)	73 89								
						97	H Furman	89 103	139	A Northern Ill.	57 66								
									148	A West Virginia	62 83								
									160	A Western Mich.	63 89								
									237	H Buffalo	70 55								
									240	N IUPUI	75 84								
									242	H Tenn. -Martin	97 87								
									243	H Central Mich.	75 69								
									248	H East Caro.	98 91								
									260	H Radford	87 71								
									272	A Bowl ing Green	78 69								
									272	H Bowl ing Green	56 57								
									272	H Bowl ing Green	74 68								
									275	A Wright St.	74 78								
									285	A Marshal l	80 73								
									285	H Marshal l	77 67								
									313	A Akron	69 64								
									313	H Akron	75 56								
									314	A Robert Morris	85 66								
									319	N Morris Brown	95 67								
LAST 10 Division I GAMES:																			
						237	H Buffalo	70 55											
						313	A Akron	69 64											
						139	A Northern Ill.	57 66											
						285	H Marshal l	77 67											
						272	A Bowl ing Green	78 69											

Non-Div I Games:

Oh! o

Loss, Non-Conf, S Site, H Home A Away N Neutral

Average RPI Win: 107
Average RPI Loss: 60

WON-LOST
RECORD

WINNING
PCT. RANK

LAST 10
GAMES

STRENGTH OF
SCHEDULE

OPP. STRENGTH
OF SCHEDULE

TEAM
RPI

ADJ.
RPI

CONF.
RPI

ADJ CONF.
RPI

DIV. I ONLY	14- 15	167	5- 5	49	30	87	85	3	3
DIV. I NON-CONF.	5- 6	176	0- 0	112	113	143	141	3	3

TOTALS	RPI 1-25	RPI 26-50	W-L RECORDS	RPI 51-100	RPI 150+
14- 15	2- 4	4- 5	OVERALL	2- 3	6- 1
9- 6	1- 1	2- 3	HOME	1- 1	5- 0
4- 8	1- 2	1- 2	AWAY	1- 2	1- 1
1- 1	0- 1	1- 0	NEUTRAL	0- 0	0- 0
5- 6	0- 0	1- 1	NON-CONFERENCE	0- 2	4- 1
4- 3	0- 0	0- 1	HOME	0- 1	4- 0
1- 3	0- 0	1- 0	AWAY	0- 1	0- 1
0- 0	0- 0	0- 0	NEUTRAL	0- 0	0- 0
9- 9	2- 4	3- 4	CONFERENCE	2- 1	2- 0
5- 3	1- 1	2- 2	HOME	1- 0	1- 0
3- 5	1- 2	0- 2	AWAY	1- 1	1- 0
1- 1	0- 1	1- 0	NEUTRAL	0- 0	0- 0

RPI S Opponent	Score	RPI S Opponent	Score	RPI S Opponent	Score	RPI S Opponent	Score
6 A Purdue	43 80	32 A Iowa	65 79	51 A Mi chi gan	77 66	106 A Seton Hall I	53 71
18 A Penn St.	70 65	32 H Iowa	82 63	51 H Mi chi gan	88 75	117 H Eastern Mi ch.	58 70
18 H Penn St.	62 95	33 H Wi sconsi n	82 55	71 A Illi noi s	76 96	167 A UCLA	60 64
18 N Penn St.	55 70	35 H UC Santa Barb.	50 70	78 H Loui svi lle	66 67	175 H Xavi er	96 68
19 A Mi nnesota	64 79	39 A Vi rgi ni a	88 79	83 A Ari zona	76 90	179 H Duquesne	71 57
19 H Mi nnesota	70 66	45 H Mi chi gan St.	49 64			186 H Sacred Heart	87 50
		45 N Mi chi gan St.	89 82			210 A Northwestern	87 69
		50 A Indi ana	52 64			210 H Northwestern	77 51
		50 H Indi ana	72 85			251 H Ohi o	85 60
LAST 10 Divi sion I GAMES:							
18 N Penn St.	55 70	51 H Mi chi gan	88 75				
45 N Mi chi gan St.	89 82	19 A Mi nnesota	64 79				
33 H Wi sconsi n	82 55	18 H Penn St.	62 95				
210 A Northwestern	87 69	50 H Indi ana	72 85				
71 A Illi noi s	76 96	19 H Mi nnesota	70 66				

Ohio St.

Ohio St.

Non-Div I Games:

Ohio St.

Loss, Non-Conf, S Site, H Home A Away N Neutral

Oklahoma				Through Games Of 2002 Final																			
Average RPI Win:		72		WON-LOST		WINNING		LAST 10		STRENGTH OF		OPP. STRENGTH		TEAM		ADJ.		CONF.		ADJ CONF.			
Average RPI Loss:		8		RECORD		PCT. RANK		GAMES		SCHEDULE		OF SCHEDULE		RPI		RPI		RPI		RPI			
DIV. I ONLY		32- 4		3		9- 1				3		3		3		3		2		2			
DIV. I NON-CONF.		13- 2		9		3- 1				15		11		5		5		2		2			
<hr/>																							
TOTALS		RPI 1-25		RPI 26-50		W-L RECORDS		RPI 51-100		RPI 150+													
32- 4		14- 4		2- 0		OVERALL		6- 0		4- 0													
14- 0		5- 0		1- 0		HOME		3- 0		1- 0													
7- 3		3- 3		0- 0		AWAY		2- 0		1- 0													
11- 1		6- 1		1- 0		NEUTRAL		1- 0		2- 0													
13- 2		3- 2		2- 0		NON-CONFERENCE		1- 0		3- 0													
6- 0		1- 0		1- 0		HOME		1- 0		0- 0													
1- 1		0- 1		0- 0		AWAY		0- 0		1- 0													
6- 1		2- 1		1- 0		NEUTRAL		0- 0		2- 0													
19- 2		11- 2		0- 0		CONFERENCE		5- 0		1- 0													
8- 0		4- 0		0- 0		HOME		2- 0		1- 0													
6- 2		3- 2		0- 0		AWAY		2- 0		0- 0													
5- 0		4- 0		0- 0		NEUTRAL		1- 0		0- 0													
<hr/>																							
RPI 1-25 Team's RPI: 3				RPI 26-50				RPI 51-100				RPI 101+											
RPI	S	Opponent	Score	RPI	S	Opponent	Score	RPI	S	Opponent	Score	RPI	S	Opponent	Score								
2	A	Connecticut	72 86	36	H	Villanova	66 53	59	A	Oklahoma St.	66 58	116	N	Tulsa	75 52								
2	N	Connecticut	70 82	49	N	North Texas	83 68	59	H	Oklahoma St.	65 48	129	H	Montana St.	86 62								
4	N	Duke	86 71					59	N	Oklahoma St.	87 56	133	H	Hartford	84 52								
6	N	Purdue	80 75					71	H	Illinois	91 69	141	A	Texas A&M	72 40								
9	A	Kansas St.	76 68					89	A	Missouri	90 70	141	H	Texas A&M	67 51								
9	N	Kansas St.	69 49					92	H	Nebraska	81 47	144	H	Wichita St.	89 68								
10	A	Baylor	82 73									164	A	Southern Methodist	91 70								
10	H	Baylor	69 60									188	N	Oral Roberts	73 38								
10	N	Baylor	84 69									193	H	Kansas	79 57								
11	A	Texas	62 68									286	N	Butler	90 44								
11	H	Texas	89 69																				
13	A	Texas Tech	80 68																				
13	H	Texas Tech	75 56																				
13	N	Texas Tech	72 62																				
14	H	Colorado	78 67																				
14	N	Colorado	94 60																				
16	A	Iowa St.	66 82																				
24	H	TCU	76 60																				
							LAST 10 Division I GAMES:																
2 N Connecticut							70 82	133 H Hartford							84 52								
4 N Duke							86 71	10 N Baylor							84 69								
14 N Colorado							94 60	9 N Kansas St.							69 49								
13 N Texas Tech							72 62	59 N Oklahoma St.							87 56								
36 H Villanova							66 53	13 H Texas Tech							75 56								

Non-Div I Games:

Oklahoma

Oklahoma St.																					
Average RPI Win:		148		WON-LOST RECORD		WINNING PCT. RANK		LAST 10 GAMES		STRENGTH OF SCHEDULE		OPP. STRENGTH OF SCHEDULE		TEAM RPI		ADJ. RPI		CONF. RPI		ADJ CONF. RPI	
Average RPI Loss:		35																			
DIV. I ONLY		16- 15		157		5- 5		26		28		62		59		2		2			
DIV. I NON-CONF.		8- 5		89		0- 0		152		156		104		101		2		2			
TOTALS		RPI 1-25				RPI 26-50				W-L RECORDS				RPI 51-100						RPI 150+	
16- 15		3- 10				0- 1				OVERALL				3- 2						7- 0	
10- 4		3- 3				0- 0				HOME				1- 0						5- 0	
3- 8		0- 5				0- 1				AWAY				1- 1						1- 0	
3- 3		0- 2				0- 0				NEUTRAL				1- 1						1- 0	
8- 5		0- 1				0- 1				NON-CONFERENCE				1- 2						6- 0	
6- 0		0- 0				0- 0				HOME				0- 0						5- 0	
0- 3		0- 0				0- 1				AWAY				0- 1						0- 0	
2- 2		0- 1				0- 0				NEUTRAL				1- 1						1- 0	
8- 10		3- 9				0- 0				CONFERENCE				2- 0						1- 0	
4- 4		3- 3				0- 0				HOME				1- 0						0- 0	
3- 5		0- 5				0- 0				AWAY				1- 0						1- 0	
1- 1		0- 1				0- 0				NEUTRAL				0- 0						0- 0	
RPI 1-25						RPI 26-50				RPI 51-100		Team's RPI: 59				RPI 101+					
RPI S	Opponent	Score		RPI S	Opponent	Score		RPI S	Opponent	Score				RPI S	Opponent	Score					
3	A Okl ahoma	48	65	26	A Arkansas	78	81	55	A Hawai i	62	72		116	H Tul sa	70	58					
3	H Okl ahoma	58	66					68	N George Washi ngton	58	60		141	A Texas A&M	62	49					
3	N Okl ahoma	56	87					88	N Weber St.	77	64		141	H Texas A&M	65	70					
9	H Kansas St.	68	60					89	H Mi ssouri	73	57		141	N Texas A&M	92	76					
10	A Bayl or	62	80					92	A Nebraska	72	66		144	A Wi chi ta St.	66	71					
10	H Bayl or	61	62										151	H Northern Ariz.	64	56					
11	A Texas	56	90										188	H Oral Roberts	83	52					
11	H Texas	64	77										193	A Kansas	73	48					
13	A Texas Tech	51	62										253	H Southeastern La.	84	58					
13	H Texas Tech	58	55										285	H Marshal l	78	58					
14	A Col orado	57	79										292	H Prai ri e View	77	42					
16	H Iowa St.	64	63										301	N Brown	74	55					
18	N Penn St.	54	73																		
				LAST 10 Div				si on I GAMES:													
				3	N Okl ahoma	56	87	16	H Iowa St.	64	63										
				141	N Texas A&M	92	76	13	H Texas Tech	58	55										
				141	A Texas A&M	62	49	11	A Texas	56	90										
				10	H Bayl or	61	62	141	H Texas A&M	65	70										
				92	A Nebraska	72	66	10	A Bayl or	62	80										

Oklahoma State

O
k
l
a
h
o
m
a
s
t
e

Non-Div I Games:

Okla ahoma St.

Loss, Non-Conf, S Site, H Home A Away N Neutral

Oral Roberts

Through Games Of 2002 Final

Average RPI Win:	226	WON-LOST	WINNING	LAST 10	STRENGTH OF	OPP. STRENGTH	TEAM	ADJ.	CONF.	ADJ CONF.
Average RPI Loss:	115	RECORD	PCT. RANK	GAMES	SCHEDULE	OF SCHEDULE	RPI	RPI	RPI	RPI

DIV. I ONLY	11- 16	218	3- 7	133	168	187	188	21	21
DIV. I NON-CONF.	4- 7	218	0- 0	47	67	133	132	18	18

TOTALS	RPI 1-25	RPI 26-50	W-L RECORDS	RPI 51-100	RPI 150+
11- 16	0- 3	0- 1	OVERALL	0- 4	8- 5
7- 3	0- 1	0- 0	HOME	0- 1	5- 1
3- 9	0- 1	0- 1	AWAY	0- 2	2- 4
1- 4	0- 1	0- 0	NEUTRAL	0- 1	1- 0
4- 7	0- 3	0- 1	NON-CONFERENCE	0- 2	2- 0
2- 1	0- 1	0- 0	HOME	0- 0	1- 0
2- 3	0- 1	0- 1	AWAY	0- 1	1- 0
0- 3	0- 1	0- 0	NEUTRAL	0- 1	0- 0
7- 9	0- 0	0- 0	CONFERENCE	0- 2	6- 5
5- 2	0- 0	0- 0	HOME	0- 1	4- 1
1- 6	0- 0	0- 0	AWAY	0- 1	1- 4
1- 1	0- 0	0- 0	NEUTRAL	0- 0	1- 0

RPI S	RPI 1-25	Score	RPI S	RPI 26-50	Score	RPI S	RPI 51-100	Score	RPI S	RPI 101+	Team's RPI: 188
3 N	Oklahoma	38 73	38 A	Houston	62 73	59 A	Oklahoma St.	52 83	116 A	Tulsa	63 61
10 H	Baylor	46 74				61 A	Valparaiso	50 69	116 N	Tulsa	58 75
14 A	Colorado	49 78				61 H	Valparaiso	57 61	140 A	Oakland	57 78
						97 N	Furman	58 60	140 H	Oakland	64 53
									140 N	Oakland	71 74
									144 H	Wichita St.	62 58
									189 A	Western Ill.	54 75
									189 H	Western Ill.	60 67
									189 N	Western Ill.	75 72
									208 A	Chicago St.	48 62
									208 H	Chicago St.	66 59
									240 A	IUPUI	76 94
									240 H	IUPUI	75 67
									258 H	Southwest Tex. St.	79 67
									274 A	Southern Utah	79 86
									274 H	Southern Utah	88 85
									300 A	UMKC	74 69
									300 H	UMKC	75 72
									321 A	Tex. -Pan American	74 63
LAST 10 Division I GAMES:											
140 N	Oakland	71 74	61 H	Valparaiso	57 61						
189 N	Western Ill.	75 72	140 A	Oakland	57 78						
208 A	Chicago St.	48 62	240 A	IUPUI	76 94						
274 A	Southern Utah	79 86	300 H	UMKC	75 72						
189 H	Western Ill.	60 67	274 H	Southern Utah	88 85						

Non-Div I Games: UNKNOWN 60 43 St. Gregory's 61 47 Oral Roberts

Oral Roberts

Oral Roberts

Average RPI Win: 141

Average RPI Loss: 54

WON-LOST
RECORDWINNING
PCT. RANKLAST 10
GAMESSTRENGTH OF
SCHEDULEOPP. STRENGTH
OF SCHEDULETEAM
RPIADJ.
RPICONF.
RPIADJ CONF.
RPI

DIV. I ONLY

22- 13

77

8- 2

81

56

70

67

7

7

DIV. I NON-CONF.

8- 4

59

3- 0

69

23

37

36

6

6

TOTALS

RPI 1-25

RPI 26-50

W-L RECORDS

RPI 51-100

RPI 150+

22- 13

1- 4

2- 3

OVERALL

9- 5

9- 0

14- 6

0- 2

2- 2

HOME

7- 2

4- 0

6- 7

0- 2

0- 1

AWAY

2- 3

4- 0

2- 0

1- 0

0- 0

NEUTRAL

0- 0

1- 0

8- 4

1- 2

2- 0

NON-CONFERENCE

2- 1

2- 0

5- 2

0- 1

2- 0

HOME

2- 1

0- 0

1- 2

0- 1

0- 0

AWAY

0- 0

1- 0

2- 0

1- 0

0- 0

NEUTRAL

0- 0

1- 0

14- 9

0- 2

0- 3

CONFERENCE

7- 4

7- 0

9- 4

0- 1

0- 2

HOME

5- 1

4- 0

5- 5

0- 1

0- 1

AWAY

2- 3

3- 0

0- 0

0- 0

0- 0

NEUTRAL

0- 0

0- 0

RPI 1-25

RPI 26-50

RPI 51-100

Team's RPI: 67

RPI 101+

RPI	S	Opponent	Score
7	A	Stanford	76 91
7	H	Stanford	72 77
13	H	Texas Tech	65 72
24	N	TCU	75 63
25	A	Brigham Young	58 74

RPI	S	Opponent	Score
38	H	Houston	54 52
41	A	Arizona St.	58 69
41	H	Arizona St.	72 86
41	H	Arizona St.	58 64
45	H	Michigan St.	65 54

RPI	S	Opponent	Score
62	H	Wis.-Green Bay	57 75
72	A	Washington	80 88
72	A	Washington	77 73
72	H	Washington	69 56
72	H	Washington	78 64
73	A	Oregon St.	84 83
73	H	Oregon St.	53 61
73	H	Oregon St.	50 48
83	A	Arizona	68 84
83	H	Arizona	72 53
87	H	Utah	63 55
95	A	Southern	73 83
		California	
95	H	Southern	75 65
		California	
100	H	St. Mary's (Cal.)	72 61

RPI	S	Opponent	Score
127	H	Miami (Ohio)	83 65
146	A	Portland	73 77
167	A	UCLA	76 67
167	H	UCLA	76 54
193	A	Kansas	67 60
244	A	California	65 53
244	H	California	76 43
280	A	Washington St.	88 47
280	H	Washington St.	76 47
280	H	Washington St.	85 67
283	N	St. John's (N.Y.)	75 52

LAST 10 Division I GAMES:

38	H	Houston	54 52
45	H	Michigan St.	65 54
72	A	Washington	77 73
73	H	Oregon St.	50 48
100	H	St. Mary's (Cal.)	72 61

41	H	Arizona St.	58 64
72	H	Washington	78 64
280	H	Washington St.	85 67
72	A	Washington	80 88
280	A	Washington St.	88 47

Average RPI Win:	142	WON-LOST	WINNING	LAST 10	STRENGTH OF	OPP. STRENGTH	TEAM	ADJ.	CONF.	ADJ CONF.
Average RPI Loss:	50	RECORD	PCT. RANK	GAMES	SCHEDULE	OF SCHEDULE	RPI	RPI	RPI	RPI

DIV. I ONLY	17- 15	142	5- 5	43	52	76	73	7	7
DIV. I NON-CONF.	5- 6	176	1- 0	24	15	65	65	6	6

TOTALS	RPI 1-25	RPI 26-50	W-L RECORDS	RPI 51-100	RPI 150+
17- 15	0- 6	2- 2	OVERALL	7- 6	7- 0
8- 7	0- 2	1- 1	HOME	3- 3	4- 0
7- 7	0- 3	1- 1	AWAY	3- 3	3- 0
2- 1	0- 1	0- 0	NEUTRAL	1- 0	0- 0
5- 6	0- 3	1- 1	NON-CONFERENCE	2- 1	1- 0
3- 3	0- 1	0- 1	HOME	2- 0	1- 0
1- 3	0- 2	1- 0	AWAY	0- 1	0- 0
1- 0	0- 0	0- 0	NEUTRAL	0- 0	0- 0
12- 9	0- 3	1- 1	CONFERENCE	5- 5	6- 0
5- 4	0- 1	1- 0	HOME	1- 3	3- 0
6- 4	0- 1	0- 1	AWAY	3- 2	3- 0
1- 1	0- 1	0- 0	NEUTRAL	1- 0	0- 0

RPI S	Opponent	Score
5	A Vanderbilt	55 81
7	A Stanford	54 91
7	H Stanford	67 89
7	N Stanford	55 71
9	A Kansas St.	61 95
13	H Texas Tech	60 64

RPI S	Opponent	Score
35	H UC Santa Barb.	73 79
41	A Arizona St.	65 71
41	H Arizona St.	77 70
42	A New Mexico	77 61

RPI S	Opponent	Score
55	H Hawai i	62 50
67	A Oregon	61 53
67	A Oregon	48 50
67	H Oregon	83 84
72	A Washi ngton	73 71
72	H Washi ngton	58 74
83	A Ari zona	88 85
83	H Ari zona	71 56
87	A Utah	46 58
95	A Southern	65 69
95	H Southern	58 60
95	N Southern	69 68
99	H Loyol a Marymount	65 58

RPI S	Opponent	Score
142	N Wyomi ng	70 55
146	H Portland	66 67
167	A UCLA	79 65
167	H UCLA	77 36
244	A Cal i forni a	80 52
244	H Cal i forni a	74 69
250	H Portland St.	56 42
280	A Washi ngton St.	74 52
280	H Washi ngton St.	57 33

LAST 10 Division I GAMES:

67	A Oregon	48 50	72	A Washi ngton	73 71
55	H Hawai i	62 50	67	H Oregon	83 84
7	N Stanford	55 71	7	H Stanford	67 89
95	N Southern Cal i forni a	69 68	244	H Cal i forni a	74 69
280	A Washi ngton St.	74 52	41	A Ari zona St.	65 71

Non-Div I Games:

Oregon St.

 Loss,
 Non-Conf, S Site,
 Home
 Away
 N Neutral

Average RPI Win: 256		WON-LOST RECORD		WINNING PCT. RANK		LAST 10 GAMES		STRENGTH OF SCHEDULE		OPP. STRENGTH OF SCHEDULE		TEAM RPI		ADJ. RPI		CONF. RPI		ADJ CONF. RPI		
DIV. I ONLY		19- 11		72		7- 3		258		233		151		150		28		28		
DIV. I NON-CONF.		5- 6		176		0- 0		215		95		179		176		26		25		
TOTALS		RPI 1-25		RPI 26-50		W-L RECORDS		RPI 51-100		RPI 150+										
19- 11		0- 0		0- 6		OVERALL		1- 0		17- 3										
9- 3		0- 0		0- 2		HOME		1- 0		7- 0										
8- 7		0- 0		0- 3		AWAY		0- 0		8- 3										
2- 1		0- 0		0- 1		NEUTRAL		0- 0		2- 0										
5- 6		0- 0		0- 3		NON-CONFERENCE		1- 0		3- 1										
2- 2		0- 0		0- 1		HOME		1- 0		0- 0										
3- 4		0- 0		0- 2		AWAY		0- 0		3- 1										
0- 0		0- 0		0- 0		NEUTRAL		0- 0		0- 0										
14- 5		0- 0		0- 3		CONFERENCE		0- 0		14- 2										
7- 1		0- 0		0- 1		HOME		0- 0		7- 0										
5- 3		0- 0		0- 1		AWAY		0- 0		5- 2										
2- 1		0- 0		0- 1		NEUTRAL		0- 0		2- 0										
RPI 1-25		RPI 26-50		RPI 51-100		RPI 101+		Team's RPI: 150												
RPI S	Opponent	Score	RPI S	Opponent	Score	RPI S	Opponent	Score	RPI S	Opponent	Score	RPI S	Opponent	Score	RPI S	Opponent	Score	RPI S	Opponent	Score
35	A UC Santa Barb.	58 67	35	H UC Santa Barb.	66 83	87	H Utah	68 62	107	H Rutgers	53 61	128	A San Jose St.	75 78	146	H Portland	82 74	173	A San Di ego	63 64
35	N UC Santa Barb.	53 64	37	A Pepperdi ne	74 82				195	A Long Beach St.	72 77	195	H Long Beach St.	82 79	219	A UC Ri versi de	65 79	219	H UC Ri versi de	78 60
42	A New Mexi co	54 81	48	H Santa Clara	61 70				219	N UC Ri versi de	64 47	230	A Gonzaga	86 85	269	A Cal Poly	66 53	269	H Cal Poly	80 73
									274	A Southern Utah	69 60	279	A Idaho	71 63	279	H Idaho	86 46	279	N Idaho	72 45
									287	A UC Ir vine	65 53	287	H UC Ir vine	72 40	306	A Cal St. Northridge	92 60	306	H Cal St. Northridge	90 51
									310	A Sacramento St.	86 46	311	A Cal St. Fullerton	63 52	311	H Cal St. Fullerton	70 61			
								</												

Non-Di v I Games:

Paci fic (Cal .)

Loss,
Non-Conf,
S Site,
H Home
A Away
N Neutral

Average RPI Win: 85		WON-LOST RECORD		WINNING PCT. RANK		LAST 10 GAMES		STRENGTH OF SCHEDULE		OPP. STRENGTH OF SCHEDULE		TEAM RPI		ADJ. RPI		CONF. RPI		ADJ CONF. RPI	
Average RPI Loss: 34																			
DIV. I ONLY		23- 12		66		7- 3		12		10		20		18		3		3	
DIV. I NON-CONF.		10- 6		84		2- 1		6		10		17		17		3		3	
TOTALS		RPI 1-25		RPI 26-50		W-L RECORDS		RPI 51-100				RPI 150+							
23- 12		3- 5		6- 4		OVERALL		7- 3				5- 0							
10- 4		1- 0		3- 2		HOME		3- 2				3- 0							
9- 5		2- 3		2- 1		AWAY		2- 1				1- 0							
4- 3		0- 2		1- 1		NEUTRAL		2- 0				1- 0							
10- 6		2- 4		1- 1		NON-CONFERENCE		2- 1				3- 0							
4- 2		1- 0		0- 1		HOME		1- 1				2- 0							
4- 2		1- 2		1- 0		AWAY		0- 0				0- 0							
2- 2		0- 2		0- 0		NEUTRAL		1- 0				1- 0							
13- 6		1- 1		5- 3		CONFERENCE		5- 2				2- 0							
6- 2		0- 0		3- 1		HOME		2- 1				1- 0							
5- 3		1- 1		1- 1		AWAY		2- 1				1- 0							
2- 1		0- 0		1- 1		NEUTRAL		1- 0				0- 0							
RPI 1-25		Team's RPI: 18		RPI 26-50				RPI 51-100				RPI 101+							
RPI	S	Opponent	Score	RPI	S	Opponent	Score	RPI	S	Opponent	Score	RPI	S	Opponent	Score				
2	N	Connecti cut	64 82	32	H	Iowa	81 96	51	A	Mi chi gan	65 47	138	A	Maryl and	67 65				
5	A	Vanderbi lt	62 77	33	H	Wi sconsi n	63 49	51	H	Mi chi gan	78 65	143	A	St. Francis (Pa.)	79 40				
6	A	Purdue	58 64	33	N	Wi sconsi n	76 62	58	H	Cl emson	69 73	153	N	Fla. Atlanti c	89 66				
7	N	Stanford	68 90	35	A	UC Santa Barb.	76 73	59	N	Okl ahoma St.	73 54	158	H	Fai rfiel d	88 37				
11	A	Texas	67 65	36	H	Vi llanova	58 74	70	H	Chattanooga	82 67	191	H	Pi ttsburgh	78 63				
12	A	Old Domi ni on	80 84	45	A	Mi chi gan St.	62 66	71	A	Illinoi s	75 81	210	A	Northwestern	77 47				
15	H	Fl ori da Int' l	96 79	45	H	Mi chi gan St.	62 59	71	H	Illinoi s	83 78	210	H	Northwestern	84 49				
19	A	Mi nnesota	88 83	50	A	Indi ana	67 59	85	A	Ohio St.	95 62								
				50	H	Indi ana	62 57	85	H	Ohio St.	65 70								
				50	N	Indi ana	72 75	85	N	Ohio St.	70 55								
LAST 10 Div								si on I GAMES:											
2 N Connecti cut 64 82				85 N Ohi o St. 70 55															
15 H Fl ori da Int' l 96 79				51 A Mi chi gan 65 47															
70 H Chattanooga 82 67				6 A Purdue 58 64															
50 N I ndi ana 72 75				71 H Illi noi s 83 78															
33 N Wi sconsi n 76 62				45 H Mi chi gan St. 62 59															

Non-Div I Games:

Penn St.

Loss,
Non-Conf, S Site,
H Home
A Away
N Neutral

Average RPI Win: 228		WON-LOST	WINNING	LAST 10	STRENGTH OF	OPP. STRENGTH	TEAM	ADJ.	CONF.	ADJ CONF.	
Average RPI Loss: 142		RECORD	PCT. RANK	GAMES	SCHEDULE	OF SCHEDULE	RPI	RPI	RPI	RPI	
DIV. I ONLY	12- 15	197	7- 3	157	231	189	187	23	23		
DIV. I NON-CONF.	4- 9	240	0- 0	133	175	198	196	23	23		
TOTALS	RPI 1-25	RPI 26-50	W-L RECORDS	RPI 51-100	RPI 150+						
12- 15	0- 0	1- 1	OVERALL	0- 6	11- 6						
6- 4	0- 0	0- 0	HOME	0- 3	6- 1						
4- 10	0- 0	1- 1	AWAY	0- 3	3- 5						
2- 1	0- 0	0- 0	NEUTRAL	0- 0	2- 0						
4- 9	0- 0	1- 1	NON-CONFERENCE	0- 4	3- 2						
1- 2	0- 0	0- 0	HOME	0- 2	1- 0						
1- 6	0- 0	1- 1	AWAY	0- 2	0- 2						
2- 1	0- 0	0- 0	NEUTRAL	0- 0	2- 0						
8- 6	0- 0	0- 0	CONFERENCE	0- 2	8- 4						
5- 2	0- 0	0- 0	HOME	0- 1	5- 1						
3- 4	0- 0	0- 0	AWAY	0- 1	3- 3						
0- 0	0- 0	0- 0	NEUTRAL	0- 0	0- 0						
RPI 1-25		RPI 26-50		RPI 51-100		RPI 101+		Team's RPI: 187			
RPI S	Opponent	Score	RPI S	Opponent	Score	RPI S	Opponent	Score			
36	A Villanova	69 62	36	A Villanova	69 62	57	H Siena	65 73	111	N George Mason	56 72
40	A Tulane	64 82	40	A Tulane	64 82	64	A Delaware	58 79	149	A Stony Brook	56 77
						65	A Harvard	55 59	190	A Drexel	57 68
						65	H Harvard	56 76	204	A Cornell	61 77
						80	H St. Joseph's	57 81	204	H Cornell	69 68
						81	A Temple	60 66	215	A Yale	69 78
									215	H Yale	68 65
									217	A Dartmouth	64 60
									217	H Dartmouth	76 64
									226	N Davidson	75 70
									229	A Col umbia	84 80
									229	H Col umbia	87 78
									256	N Hofstra	63 59
									264	A Princeton	65 66
									264	H Princeton	56 66
									284	A La Salle	69 74
									301	A Brown	72 66
									301	H Brown	86 63
									308	H Lafayette	83 60
LAST 10 Division I GAMES:											
264	A Princeton	65 66	217	A Dartmouth	64 60						
204	H Cornell	69 68	65	A Harvard	55 59						
229	H Col umbia	87 78	301	H Brown	86 63						
215	A Yale	69 78	215	H Yale	68 65						
301	A Brown	72 66	229	A Col umbia	84 80						

Non-Div I Games:

Pennsylvania

■ Loss,
 ■ Non-Conf, S Site,
 ■ Home
 ■ Away
 N Neutral

Average RPI Win: 152		WON-LOST RECORD	WINNING PCT. RANK	LAST 10 GAMES	STRENGTH OF SCHEDULE	OPP. STRENGTH OF SCHEDULE	TEAM RPI	ADJ. RPI	CONF. RPI	ADJ CONF. RPI
DIV. I ONLY		23- 8	33	7- 3	73	83	38	37	9	9
DIV. I NON-CONF.		9- 5	71	0- 1	128	90	79	79	10	10
TOTALS		RPI 1-25	RPI 26-50	W-L RECORDS	RPI 51-100	RPI 150+				
23- 8		0- 1	2- 3	OVERALL	8- 4	9- 0				
12- 3		0- 1	1- 1	HOME	4- 1	5- 0				
6- 4		0- 0	0- 1	AWAY	2- 3	3- 0				
5- 1		0- 0	1- 1	NEUTRAL	2- 0	1- 0				
9- 5		0- 1	0- 2	NON-CONFERENCE	3- 2	4- 0				
6- 2		0- 1	0- 1	HOME	2- 0	3- 0				
1- 2		0- 0	0- 0	AWAY	0- 2	1- 0				
2- 1		0- 0	0- 1	NEUTRAL	1- 0	0- 0				
14- 3		0- 0	2- 1	CONFERENCE	5- 2	5- 0				
6- 1		0- 0	1- 0	HOME	2- 1	2- 0				
5- 2		0- 0	0- 1	AWAY	2- 1	2- 0				
3- 0		0- 0	1- 0	NEUTRAL	1- 0	1- 0				

RPI 1-25		RPI 26-50		Team's RPI: 37	RPI 51-100		RPI 101+				
RPI S	Opponent	Score	RPI S	Opponent	Score	RPI S	Opponent	Score	RPI S	Opponent	Score
7	H Stanford	63 75	36	N Villanova	46 67	53	H Alabama	81 79	116	N Tulsa	64 53
			43	H Syracuse	58 75	68	H George Washington	74 72	146	A Portland	51 49
			48	A Santa Clara	65 69	71	A Illinois	71 77	146	H Portland	100 77
			48	H Santa Clara	70 60	83	A Arizona	77 81	150	H Pacific (Cal.)	82 74
			48	N Santa Clara	81 77	93	A San Francisco	73 57	173	A San Diego	61 56
						93	H San Francisco	81 69	173	H San Diego	85 75
						93	N San Francisco	82 77	213	H William & Mary	84 71
						97	N Furman	89 57	230	A Gonzaga	77 69
						99	A Loyola Marymount	67 62	230	H Gonzaga	73 66
						99	H Loyola Marymount	67 75	230	N Gonzaga	68 64
						100	A St. Mary's (Cal.)	69 78	287	H UC Irvine	72 61
						100	H St. Mary's (Cal.)	80 73	301	H Brown	79 59
									306	A Cal St. Northridge	64 48

LAST 10 Division I GAMES:			
36	N Villanova	46	67
48	N Santa Clara	81	77
93	N San Francisco	82	77
230	N Gonzaga	68	64
48	A Santa Clara	65	69
173	A San Diego	61	56
230	H Gonzaga	73	66
146	H Portland	100	77
100	A St. Mary's (Cal.)	69	78
93	A San Francisco	73	57

Non-Div I Games:

Pepperdine

Pittsburgh											
Average RPI Win:		176	WON-LOST		WINNING		LAST 10		STRENGTH OF		
Average RPI Loss:		81	RECORD		PCT. RANK		GAMES		SCHEDULE		
									OPP. STRENGTH		
									OF SCHEDULE		
									TEAM		
									RPI		
									ADJ.		
									RPI		
									CONF.		
									RPI		
									ADJ CONF.		
									RPI		
DIV. I ONLY		8- 19	267		2- 8		104		58		
DIV. I NON-CONF.		5- 6	176		0- 0		147		117		
TOTALS		RPI 1-25	RPI 26-50		W-L RECORDS		RPI 51-100		RPI 150+		
8- 19		0- 2	0- 7		OVERALL		2- 2		4- 3		
4- 9		0- 0	0- 4		HOME		0- 0		2- 3		
3- 8		0- 2	0- 2		AWAY		1- 1		2- 0		
1- 2		0- 0	0- 1		NEUTRAL		1- 1		0- 0		
5- 6		0- 1	0- 1		NON-CONFERENCE		2- 1		2- 2		
2- 3		0- 0	0- 0		HOME		0- 0		1- 2		
2- 1		0- 1	0- 0		AWAY		1- 0		1- 0		
1- 2		0- 0	0- 1		NEUTRAL		1- 1		0- 0		
3- 13		0- 1	0- 6		CONFERENCE		0- 1		2- 1		
2- 6		0- 0	0- 4		HOME		0- 0		1- 1		
1- 7		0- 1	0- 2		AWAY		0- 1		1- 0		
0- 0		0- 0	0- 0		NEUTRAL		0- 0		0- 0		
RPI 1-25			RPI 26-50			RPI 51-100			RPI 101+ Team's RPI: 191		
RPI S	Opponent	Score	RPI S	Opponent	Score	RPI S	Opponent	Score	RPI S	Opponent	Score
2	A Connecticut	43 112	27	H Virginia Tech	64 83	60	N Mississippi St.	86 88	104	A Providence	77 91
18	A Penn St.	63 78	29	H Notre Dame	56 68	63	N North Carolina St.	82 65	106	H Seton Hall	68 53
			30	A Boston College	37 64				107	A Rutgers	70 82
			30	H Boston College	57 81	76	A Miami (Fla.)	61 77	107	H Rutgers	59 60
			33	N Wisconsin	75 92	83	A Arizona	81 80	125	H Bucknell	57 58
			36	A Villanova	59 83				143	H St. Francis (Pa.)	81 71
			43	H Syracuse	71 75				148	A West Virginia	63 80
									171	A Georgetown	63 61
									171	H Georgetown	56 73
									179	H Duquesne	54 63
									213	H William & Mary	72 77
									246	H American	84 60
									283	H St. John's (N.Y.)	77 45
									314	A Robert Morris	88 53
			LAST 10 Division I GAMES:								
			104	A Providence	77 91	283	H St. John's (N.Y.)	77 45			
			106	H Seton Hall	68 53	29	H Notre Dame	56 68			
			107	H Rutgers	59 60	76	A Miami (Fla.)	61 77			
			30	A Boston College	37 64	43	H Syracuse	71 75			
			36	A Villanova	59 83	171	H Georgetown	56 73			

Pittsburgh

P
i
t
t
s
b
u
r
g
h

Non-Div I Games:

Pittsburgh

Loss, Non-Conf, S Site, H Home A Away N Neutral

Average RPI Win: 148		WON-LOST RECORD	WINNING PCT. RANK	LAST 10 GAMES	STRENGTH OF SCHEDULE	OPP. STRENGTH OF SCHEDULE	TEAM RPI	ADJ. RPI	CONF. RPI	ADJ CONF. RPI
DIV. I ONLY		13- 15	183	4- 6	78	143	144	146	9	9
DIV. I NON-CONF.		8- 5	89	0- 0	140	275	112	113	10	10
TOTALS		RPI 1-25	RPI 26-50	W-L RECORDS	RPI 51-100	RPI 150+				
13- 15		0- 0	1- 3	OVERALL	4- 6	5- 5				
11- 3		0- 0	1- 1	HOME	3- 1	4- 1				
2- 11		0- 0	0- 2	AWAY	1- 4	1- 4				
0- 1		0- 0	0- 0	NEUTRAL	0- 1	0- 0				
8- 5		0- 0	0- 0	NON-CONFERENCE	2- 1	3- 3				
7- 0		0- 0	0- 0	HOME	1- 0	3- 0				
1- 5		0- 0	0- 0	AWAY	1- 1	0- 3				
0- 0		0- 0	0- 0	NEUTRAL	0- 0	0- 0				
5- 10		0- 0	1- 3	CONFERENCE	2- 5	2- 2				
4- 3		0- 0	1- 1	HOME	2- 1	1- 1				
1- 6		0- 0	0- 2	AWAY	0- 3	1- 1				
0- 1		0- 0	0- 0	NEUTRAL	0- 1	0- 0				

RPI 1-25		RPI 26-50		RPI 51-100		RPI 101+		Team's RPI: 146
RPI	S Opponent	Score	RPI	S Opponent	Score	RPI	S Opponent	Score
37	A Pepperdi ne	77 100	67	H Oregon	77 73	127	H Mi ami (Ohi o)	74 61
37	H Pepperdi ne	49 51	73	A Oregon St.	67 66	129	H Montana St.	69 58
48	A Santa Clara	68 73	88	A Weber St.	69 78	147	H Montana	54 44
48	H Santa Clara	80 73	93	A San Francisco	60 71	150	A Paci fic (Cal .)	74 82
			93	H San Francisco	49 52	173	A San Diego	60 64
			99	A Loyol a Marymount	48 71	173	H San Diego	65 51
			99	H Loyol a Marymount	84 70	219	H UC Ri versi de	74 58
			100	A St. Mary' s (Cal .)	53 72	220	H Boi se St.	64 47
			100	H St. Mary' s (Cal .)	80 75	230	A Gonzaga	62 59
			100	N St. Mary' s (Cal .)	49 68	230	H Gonzaga	65 71
						238	A Eastern Wash.	60 61
						250	A Portland St.	72 83
						269	A Cal Poly	71 74
						287	H UC Irvi ne	72 69

LAST 10 Division I GAMES:					
100	N St. Mary' s (Cal .)	49 68	173	H San Diego	65 51
100	H St. Mary' s (Cal .)	80 75	48	H Santa Clara	80 73
93	H San Francisco	49 52	230	H Gonzaga	65 71
99	A Loyol a Marymount	48 71	230	A Gonzaga	62 59
37	A Pepperdi ne	77 100	93	A San Francisco	60 71

Non-Div I Games:

Portland

Portland St.														
Average RPI Win:		229	WON-LOST RECORD		WINNING PCT. RANK	LAST 10 GAMES		STRENGTH OF SCHEDULE		OPP. STRENGTH OF SCHEDULE	TEAM RPI	ADJ. RPI	CONF. RPI	ADJ. CONF. RPI
Average RPI Loss:		159												
DIV. I ONLY		11- 18	235		3- 7		278		212		250	250	22	22
DIV. I NON-CONF.		6- 8	197		0- 1		276		170		237	241	22	22

TOTALS		RPI 1-25	RPI 26-50		W-L RECORDS		RPI 51-100		RPI 150+					
11- 18		0- 0	0- 2		OVERALL		1- 3		7- 9					
9- 4		0- 0	0- 0		HOME		1- 0		6- 3					
1- 13		0- 0	0- 2		AWAY		0- 3		1- 6					
1- 1		0- 0	0- 0		NEUTRAL		0- 0		0- 0					
6- 8		0- 0	0- 2		NON-CONFERENCE		0- 2		4- 4					
5- 1		0- 0	0- 0		HOME		0- 0		4- 1					
0- 7		0- 0	0- 2		AWAY		0- 2		0- 3					
1- 0		0- 0	0- 0		NEUTRAL		0- 0		0- 0					
5- 10		0- 0	0- 0		CONFERENCE		1- 1		3- 5					
4- 3		0- 0	0- 0		HOME		1- 0		2- 2					
1- 6		0- 0	0- 0		AWAY		0- 1		1- 3					
0- 1		0- 0	0- 0		NEUTRAL		0- 0		0- 0					

RPI 1-25		RPI 26-50		RPI 51-100		RPI 101+		Team's RPI: 250						
RPI S	Opponent	Score	RPI S	Opponent	Score	RPI S	Opponent	Score	RPI S	Opponent	Score			
42	A New Mexico	41 82	55	A Hawai i	55 68	129	A Montana St.	66 81						
48	A Santa Clara	49 73	73	A Oregon St.	42 56	129	H Montana St.	64 76						
			88	A Weber St.	74 85	141	N Texas A&M	80 78						
			88	H Weber St.	68 65	146	H Portland	83 72						
						147	A Montana	51 70						
						147	H Montana	64 50						
						147	N Montana	52 86						
						151	A Northern Ari z.	46 72						
						151	H Northern Ari z.	52 55						
						199	A San Diego St.	51 73						
						219	H UC Ri versi de	75 64						
						220	H Boi se St.	75 81						
						238	A Eastern Wash.	44 53						
						238	H Eastern Wash.	61 64						
						265	A Idaho St.	65 84						
						265	H Idaho St.	82 69						
						269	A Cal Poly	52 69						
						280	A Washi ngton St.	49 55						
						287	H UC Irvi ne	71 69						
						301	H Brown	57 42						
						306	H Cal St. Northrid ge	60 56						
						310	A Sacramento St.	67 45						
						310	H Sacramento St.	71 43						

LAST 10 Division I GAMES:														
147 N Montana		52 86	269 A Cal Poly		52 69									
310 H Sacramento St.		71 43	129 H Montana St.		64 76									
151 H Northern Ari z.		52 55	147 H Montana		64 50									
265 A Idaho St.		65 84	151 A Northern Ari z.		46 72									
238 A Eastern Wash.		44 53	310 A Sacramento St.		67 45									

Portland:

Portland St.

Non-Div I Games:

Portland St.

Loss, Non-Conf, S Site, H Home A Away N Neutral

Team View				Through Games of 2002 Final							
Average RPI Win:		271	WON-LOST	WINNING	LAST 10	STRENGTH OF	OPP. STRENGTH	TEAM	ADJ.	CONF.	ADJ CONF.
Average RPI Loss:		165	RECORD	PCT. RANK	GAMES	SCHEDULE	OF SCHEDULE	RPI	RPI	RPI	RPI
DIV. I ONLY		4- 21	294	1- 9		150	262	292	292	26	27
DIV. I NON-CONF.		0- 6	309	0- 0		54	45	256	255	31	31
<hr/>											
TOTALS		RPI 1-25	RPI 26-50	W-L RECORDS		RPI 51-100		RPI 150+			
4- 21		0- 2	0- 1	OVERALL		0- 4		4- 12			
4- 5		0- 0	0- 0	HOME		0- 1		4- 3			
0- 15		0- 2	0- 1	AWAY		0- 3		0- 8			
0- 1		0- 0	0- 0	NEUTRAL		0- 0		0- 1			
0- 6		0- 2	0- 1	NON-CONFERENCE		0- 1		0- 2			
0- 0		0- 0	0- 0	HOME		0- 0		0- 0			
0- 5		0- 2	0- 1	AWAY		0- 1		0- 1			
0- 1		0- 0	0- 0	NEUTRAL		0- 0		0- 1			
4- 15		0- 0	0- 0	CONFERENCE		0- 3		4- 10			
4- 5		0- 0	0- 0	HOME		0- 1		4- 3			
0- 10		0- 0	0- 0	AWAY		0- 2		0- 7			
0- 0		0- 0	0- 0	NEUTRAL		0- 0		0- 0			
<hr/>											
RPI 1-25		RPI 26-50		RPI 51-100		RPI 101+		Team's RPI: 292			
RPI S	Opponent	Score	RPI S	Opponent	Score	RPI S	Opponent	Score	RPI S	Opponent	Score
23	A LSU	26 68	38	A Houston	30 68	59	A Oklahoma St.	42 77	136	A Alabama St.	45 66
24	A TCU	23 103				77	A Southern U.	53 67	136	H Alabama St.	46 74
						77	A Southern U.	44 69	163	A Grambling	58 79
						77	H Southern U.	28 54	163	H Grambling	41 82
									192	A Jackson St.	38 60
									192	H Jackson St.	50 47
									199	N San Diego St.	46 68
									211	A Tex. A&M-Corp. Chris	47 62
									222	A Alcorn St.	40 67
									222	H Alcorn St.	49 53
									276	A Alabama A&M	35 59
									276	H Alabama A&M	43 66
									277	A Texas Southern	35 51
									277	H Texas Southern	55 50
									293	A Ark. -Pine Bluff	46 49
									293	H Ark. -Pine Bluff	47 43
									320	A Mississippi Val.	52 55
									320	H Mississippi Val.	48 44
<hr/>											
LAST 10 Division I GAMES:											
			77	A Southern U.	44 69		320	A Mississippi Val.	52 55		
			222	A Alcorn St.	40 67		293	A Ark. -Pine Bluff	46 49		
			77	A Southern U.	53 67		192	H Jackson St.	50 47		
			136	H Alabama St.	46 74		163	H Grambling	41 82		
			276	H Alabama A&M	43 66		277	A Texas Southern	35 51		

Non-Div I Games: Huston-Tillotson 61 40 Paul Quinn 72 28 Prairie View

Loss, Non-Conf, S Site, H Home A Away N Neutral

Prairie View

Prairie View

Average RPI Win: 232
Average RPI Loss: 195

WON-LOST
RECORD

WINNING
PCT. RANK

LAST 10
GAMES

STRENGTH OF
SCHEDULE

OPP. STRENGTH
OF SCHEDULE

TEAM
RPI

ADJ.
RPI

CONF.
RPI

ADJ CONF.
RPI

DIV. I ONLY	11- 16	218	3- 7	298	251	259	264	23	23
DIV. I NON-CONF.	6- 7	168	0- 0	301	286	252	253	23	23

TOTALS	RPI 1-25	RPI 26-50	W-L RECORDS	RPI 51-100	RPI 150+
11- 16	0- 0	0- 1	OVERALL	1- 2	10- 11
5- 5	0- 0	0- 0	HOME	1- 0	4- 5
5- 10	0- 0	0- 0	AWAY	0- 2	5- 6
1- 1	0- 0	0- 1	NEUTRAL	0- 0	1- 0
6- 7	0- 0	0- 1	NON-CONFERENCE	0- 1	6- 3
2- 1	0- 0	0- 0	HOME	0- 0	2- 1
3- 5	0- 0	0- 0	AWAY	0- 1	3- 2
1- 1	0- 0	0- 1	NEUTRAL	0- 0	1- 0
5- 9	0- 0	0- 0	CONFERENCE	1- 1	4- 8
3- 4	0- 0	0- 0	HOME	1- 0	2- 4
2- 5	0- 0	0- 0	AWAY	0- 1	2- 4
0- 0	0- 0	0- 0	NEUTRAL	0- 0	0- 0

RPI 1-25			RPI 26-50			RPI 51-100			RPI 101+ Team's RPI: 264		
RPI	S	Opponent	Score	RPI	S	Opponent	Score	RPI	S	Opponent	Score
				48 N		Santa Clara	52 80	64 A		Del aware	57 85
								65 A		Harvard	70 78
								65 H		Harvard	59 55
								119 A		Manhattan	55 63
								149 A		Stony Brook	63 75
								187 A		Pennsyl vani a	66 56
								187 H		Pennsyl vani a	66 65
								204 A		Cornel I	52 77
								204 H		Cornel I	70 56
								212 H		Lehi gh	76 61
								215 A		Yal e	77 83
								215 H		Yal e	80 85
								217 A		Dartmouth	57 76
								217 H		Dartmouth	58 65
								225 A		New Orleans	71 61
								229 A		Col umbi a	61 79
								229 H		Col umbi a	72 73
								232 N		Northeastern	82 80
								261 A		Ni chol I s St.	63 66
								289 H		Ri der	64 88
								294 A		Army	65 69
								301 A		Brown	60 53
								301 H		Brown	56 65
								308 H		Lafayette	72 69
								312 A		St. Francis (N. Y.)	89 80
								318 A		Centenary (La.)	88 80
LAST 10 Division I GAMES:											
				187 H		Pennsyl vani a	66 65	65 A		Harvard	70 78
				229 H		Col umbi a	72 73	217 A		Dartmouth	57 76
				204 H		Cornel I	70 56	215 H		Yal e	80 85
				301 A		Brown	60 53	301 H		Brown	56 65
				215 A		Yal e	77 83	204 A		Cornel I	52 77

PROVINCIAL				THROUGH GAMES OF 2002-2003																
Average RPI Win:		134	WON-LOST RECORD		WINNING PCT. RANK	LAST 10 GAMES		STRENGTH OF SCHEDULE		OPP. STRENGTH OF SCHEDULE		TEAM RPI		ADJ. RPI		CONF. RPI		ADJ CONF. RPI		
DIV. I ONLY		13- 15	183		5- 5		50		66		105		104		5		5			
DIV. I NON-CONF.		6- 5	123		0- 0		97		208		117		116		5		5			
TOTALS		RPI 1-25		RPI 26-50		W-L RECORDS		RPI 51-100		RPI 150+										
13- 15		0- 2		3- 5		OVERALL		3- 1		6- 2										
9- 3		0- 1		3- 1		HOME		2- 0		3- 1										
4- 10		0- 1		0- 4		AWAY		1- 1		3- 0										
0- 2		0- 0		0- 0		NEUTRAL		0- 0		0- 1										
6- 5		0- 0		0- 1		NON-CONFERENCE		2- 1		3- 2										
3- 1		0- 0		0- 0		HOME		1- 0		1- 1										
3- 3		0- 0		0- 1		AWAY		1- 1		2- 0										
0- 1		0- 0		0- 0		NEUTRAL		0- 0		0- 1										
7- 10		0- 2		3- 4		CONFERENCE		1- 0		3- 0										
6- 2		0- 1		3- 1		HOME		1- 0		2- 0										
1- 7		0- 1		0- 3		AWAY		0- 0		1- 0										
0- 1		0- 0		0- 0		NEUTRAL		0- 0		0- 0										
RPI 1-25				RPI 26-50				RPI 51-100				RPI 101+		Team's RPI: 104						
RPI S	Opponent			Score		RPI S	Opponent			Score		RPI S	Opponent			Score				
2	A	Connecticut			41	106	27	H	Virginia Tech			67	61	53	H	Alabama			78	75
2	H	Connecticut			61	85	29	A	Notre Dame			66	72	57	A	Siena			61	58
							29	H	Notre Dame			41	69	76	H	Miami (Fla.)			69	64
							30	A	Boston College			49	69	79	A	Holy Cross			58	75
							36	H	Villanova			62	49							
							43	A	Syracuse			52	81							
							43	H	Syracuse			80	70							
							45	A	Michigan St.			47	64							
						LAST 10 Division I GAMES:														
							106	N	Seton Hall			55	61	27	H	Virginia Tech			67	61
							191	H	Pittsburgh			91	77	43	H	Syracuse			80	70
							76	H	Miami (Fla.)			69	64	283	A	St. John's (N.Y.)			62	51
							2	A	Connecticut			41	106	2	H	Connecticut			61	85
							148	A	West Virginia			50	65	106	A	Seton Hall			54	64

Non-Div I Games:

Providence

Average RPI Win: 73		WON-LOST RECORD	WINNING PCT. RANK	LAST 10 GAMES	STRENGTH OF SCHEDULE	OPP. STRENGTH OF SCHEDULE	TEAM RPI	ADJ. RPI	CONF. RPI	ADJ CONF. RPI
DIV. I ONLY		24- 6	15	7- 3	8	11	6	6	3	3
DIV. I NON-CONF.		10- 2	19	1- 1	11	16	7	7	3	3
TOTALS		RPI 1-25	RPI 26-50	W-L RECORDS	RPI 51-100	RPI 150+				
24- 6		3- 3	9- 3	OVERALL	8- 0	3- 0				
14- 1		2- 1	5- 0	HOME	4- 0	2- 0				
8- 3		1- 1	3- 2	AWAY	3- 0	1- 0				
2- 2		0- 1	1- 1	NEUTRAL	1- 0	0- 0				
10- 2		1- 2	4- 0	NON-CONFERENCE	2- 0	2- 0				
6- 1		0- 1	2- 0	HOME	1- 0	2- 0				
3- 0		1- 0	1- 0	AWAY	1- 0	0- 0				
1- 1		0- 1	1- 0	NEUTRAL	0- 0	0- 0				
14- 4		2- 1	5- 3	CONFERENCE	6- 0	1- 0				
8- 0		2- 0	3- 0	HOME	3- 0	0- 0				
5- 3		0- 1	2- 2	AWAY	2- 0	1- 0				
1- 1		0- 0	0- 1	NEUTRAL	1- 0	0- 0				

RPI 1-25		Team's RPI: 6	RPI 26-50		RPI 51-100		RPI 101+				
RPI	S	Opponent	Score	RPI	S	Opponent	Score	RPI	S	Opponent	Score
3	N	Oklahoma	75 80	29	H	Notre Dame	70 57	51	A	Michigan	84 73
12	H	Old Dominion	70 74	32	A	Iowa	75 90	51	H	Michigan	69 47
18	H	Penn St.	64 58	32	H	Iowa	82 68	51	N	Michigan	74 67
19	A	Minnesota	64 73	33	A	Wisconsin	59 71	61	H	Valparaiso	76 58
19	H	Minnesota	84 61	33	H	Wisconsin	65 55	71	A	Illinois	80 69
23	A	LSU	70 54	35	N	UC Santa Barb.	82 67	71	H	Illinois	86 77
				40	A	Tulane	64 52	85	H	Ohio St.	80 43
				45	A	Michigan St.	82 66	86	A	DePaul	63 61
				49	H	North Texas	82 50				
				50	A	Indiana	61 53				
				50	H	Indiana	79 55				
				50	N	Indiana	41 55				
				LAST 10 Division I GAMES:							
				12	H	Old Dominion	70 74	51	A	Michigan	84 73
				114	H	Austin Peay	80 49	19	A	Minnesota	64 73
				50	N	Indiana	41 55	50	H	Indiana	79 55
				51	N	Michigan	74 67	71	A	Illinois	80 69
				18	H	Penn St.	64 58	33	H	Wisconsin	65 55

Non-Di v I Games:

Purdue

■ Loss,
 ■ Non-Conf, S Site,
 ■ Home
 ■ Away
 N Neutral

Average RPI Win: 254		WON-LOST RECORD	WINNING PCT. RANK	LAST 10 GAMES	STRENGTH OF SCHEDULE	OPP. STRENGTH OF SCHEDULE	TEAM RPI	ADJ. RPI	CONF. RPI	ADJ CONF. RPI	
DIV. I ONLY	13- 14	177	5- 5	241	299	211	214	30	30		
DIV. I NON-CONF.	3- 5	214	0- 0	164	186	192	192	30	30		
<hr/>											
TOTALS	RPI 1-25	RPI 26-50	W-L RECORDS		RPI 51-100	RPI 150+					
13- 14	0- 0	0- 2	OVERALL		0- 0	13- 9					
8- 3	0- 0	0- 0	HOME		0- 0	8- 2					
4- 7	0- 0	0- 1	AWAY		0- 0	4- 5					
1- 4	0- 0	0- 1	NEUTRAL		0- 0	1- 2					
3- 5	0- 0	0- 2	NON-CONFERENCE		0- 0	3- 2					
2- 1	0- 0	0- 0	HOME		0- 0	2- 1					
0- 2	0- 0	0- 1	AWAY		0- 0	0- 1					
1- 2	0- 0	0- 1	NEUTRAL		0- 0	1- 0					
10- 9	0- 0	0- 0	CONFERENCE		0- 0	10- 7					
6- 2	0- 0	0- 0	HOME		0- 0	6- 1					
4- 5	0- 0	0- 0	AWAY		0- 0	4- 4					
0- 2	0- 0	0- 0	NEUTRAL		0- 0	0- 2					
<hr/>											
RPI 1-25		RPI 26-50			RPI 51-100		RPI 101+ Team's RPI: 214				
RPI S	Opponent	Score	RPI S	Opponent	Score	RPI S	Opponent	Score	RPI S	Opponent	Score
30	A Boston College	54 86	36	N Villanova	51 62	141	N Texas A&M	72 76	143	A St. Francis (Pa.)	61 73
						143	H St. Francis (Pa.)	81 84	158	A Fairfield	61 66
						170	N Long Island	57 67	186	A Sacred Heart	61 72
						186	H Sacred Heart	72 67	186	N Sacred Heart	63 83
						201	A Wagner	77 75	201	H Wagner	75 77
						205	A Monmouth	72 89	205	H Monmouth	78 77
						212	H Lehigh	86 56	215	H Yale	81 67
						223	H Colgate	72 75	247	A UMBC	64 50
						249	A Fairleigh Dickinson	68 81	249	H Fairleigh Dickinson	74 72
						262	A Mt. St. Mary's	73 69	294	N Army	61 57
						303	A Central Conn. St.	64 49	303	H Central Conn. St.	69 55
						312	H St. Francis (N.Y.)	80 67	314	A Robert Morris	64 85
						314	H Robert Morris	78 67			
<hr/>											
LAST 10 Division I GAMES:											
186	N Sacred Heart	63 83	249	A Fairleigh Dickinson	68 81	170	N Long Island	57 67	312	H St. Francis (N.Y.)	80 67
303	A Central Conn. St.	64 49	312	H St. Francis (N.Y.)	80 67	143	A St. Francis (Pa.)	61 73	314	A Robert Morris	64 85
186	H Sacred Heart	72 67									
247	A UMBC	64 50									
262	A Mt. St. Mary's	73 69									

Non-Div I Games:

Quinnipiac

Loss, Non-Conf, S Site, H Home A Away N Neutral

Average RPI Win: 269
Average RPI Loss: 173

WON-LOST
RECORD

WINNING
PCT. RANK

LAST 10
GAMES

STRENGTH OF
SCHEDULE

OPP. STRENGTH
OF SCHEDULE

TEAM
RPI

ADJ.
RPI

CONF.
RPI

ADJ CONF.
RPI

DIV. I ONLY
DIV. I NON-CONF.

11- 15
3- 8

213
255

5- 5
1- 0

303
211

258
315

257
274

260
275

31
28

31
28

TOTALS

RPI 1-25

RPI 26-50

W-L RECORDS

RPI 51-100

RPI 150+

11- 15

0- 0

0- 1

OVERALL

0- 3

11- 9

7- 4

0- 0

0- 1

HOME

0- 1

7- 1

4- 9

0- 0

0- 0

AWAY

0- 2

4- 6

0- 2

0- 0

0- 0

NEUTRAL

0- 0

0- 2

3- 8

0- 0

0- 1

NON-CONFERENCE

0- 1

3- 4

2- 2

0- 0

0- 1

HOME

0- 0

2- 0

1- 5

0- 0

0- 0

AWAY

0- 1

1- 3

0- 1

0- 0

0- 0

NEUTRAL

0- 0

0- 1

8- 7

0- 0

0- 0

CONFERENCE

0- 2

8- 5

5- 2

0- 0

0- 0

HOME

0- 1

5- 1

3- 4

0- 0

0- 0

AWAY

0- 1

3- 3

0- 1

0- 0

0- 0

NEUTRAL

0- 0

0- 1

RPI 1-25

RPI 26-50

RPI 51-100

RPI 101+

Team's RPI: 260

RPI S Opponent Score

RPI S Opponent Score

RPI S Opponent Score

RPI S Opponent Score

27 H Virginia Tech 46 80

63 A North Carolina St. 47 84

123 A Wake Forest 65 79

137 H Western Caro. 66 83

98 A Liberty 43 52

156 N UAB 68 69

98 H Liberty 52 62

199 A San Diego St. 42 89

221 A High Point 38 58

221 H High Point 62 53

227 A El on 58 63

227 H El on 47 59

234 A Appalachi an St. 73 71

235 A East Tenn. St. 78 90

245 A Charleston So. 58 59

245 H Charleston So. 53 50

251 A Ohi o 71 87

254 A Bi rmi ngham-So. 66 64

254 H Bi rmi ngham-So. 54 51

270 A Coastal Caro. 61 60

270 H Coastal Caro. 82 73

291 A Wi nthrop 69 59

291 H Wi nthrop 56 53

291 N Wi nthrop 50 54

316 A UNC Asheville 69 61

316 H UNC Asheville 73 54

LAST 10 Division I GAMES:

291 N Wi nthrop 50 54

270 H Coastal Caro. 82 73

98 A Liberty 43 52

245 H Charleston So. 53 50

227 A El on 58 63

291 A Wi nthrop 69 59

254 H Bi rmi ngham-So. 54 51

221 A High Point 38 58

316 A UNC Asheville 69 61

98 H Liberty 52 62

Radford

Radford

Non-Div I Games: Greenville St. 65 66

Radford

Loss, Non-Conf, S Site, H Home A Away N Neutral

Average RPI Win: 217		WON-LOST	WINNING	LAST 10	STRENGTH OF	OPP. STRENGTH	TEAM	ADJ.	CONF.	ADJ CONF.	
Average RPI Loss: 108		RECORD	PCT. RANK	GAMES	SCHEDULE	OF SCHEDULE	RPI	RPI	RPI	RPI	
DIV. I ONLY	15- 13	132	5- 5	233	135	175	172	16	16		
DIV. I NON-CONF.	7- 4	75	0- 0	235	177	139	139	12	12		
<hr/>											
TOTALS	RPI 1-25	RPI 26-50	W-L RECORDS	RPI 51-100	RPI 150+						
15- 13	0- 1	0- 0	OVERALL	1- 6	13- 4						
8- 5	0- 0	0- 0	HOME	0- 3	8- 2						
7- 7	0- 1	0- 0	AWAY	1- 3	5- 1						
0- 1	0- 0	0- 0	NEUTRAL	0- 0	0- 1						
7- 4	0- 1	0- 0	NON-CONFERENCE	1- 1	5- 0						
5- 0	0- 0	0- 0	HOME	0- 0	5- 0						
2- 4	0- 1	0- 0	AWAY	1- 1	0- 0						
0- 0	0- 0	0- 0	NEUTRAL	0- 0	0- 0						
8- 9	0- 0	0- 0	CONFERENCE	0- 5	8- 4						
3- 5	0- 0	0- 0	HOME	0- 3	3- 2						
5- 3	0- 0	0- 0	AWAY	0- 2	5- 1						
0- 1	0- 0	0- 0	NEUTRAL	0- 0	0- 1						
<hr/>											
RPI 1-25		RPI 26-50		RPI 51-100		RPI 101+		Team's RPI: 172			
RPI S	Opponent	Score	RPI S	Opponent	Score	RPI S	Opponent	Score			
2	A Connecticut	38 84				65	A Harvard	82 86	104	A Providence	53 46
						68	H George Washington	56 82	115	A Maine	39 50
						80	A St. Joseph's	67 77	133	A Hartford	59 62
						80	H St. Joseph's	68 71	152	A St. Bonaventure	60 70
						81	A Temple	51 66	152	H St. Bonaventure	75 54
						81	H Temple	58 60	161	A Richmond	83 77
						90	A Kent St.	76 64	175	H Xavier	70 58
									175	N Xavier	54 68
									179	A Duquesne	64 57
									180	A Massachusetts	43 41
									180	H Massachusetts	49 58
									197	H Dayton	60 71
									232	H Northeastern	69 50
									239	A Fordham	73 58
									239	H Fordham	61 56
									284	A La Salle	77 40
									295	H Delaware St.	62 42
									301	H Brown	66 45
									303	H Central Conn. St.	70 39
									321	H Tex. -Pan American	72 43
<hr/>											
LAST 10 Division I GAMES:											
175	N Xavier	54 68	239	A Fordham	73 58						
239	H Fordham	61 56	152	H St. Bonaventure	75 54						
68	H George Washington	56 82	197	H Dayton	60 71						
81	A Temple	51 66	175	H Xavier	70 58						
80	A St. Joseph's	67 77	180	A Massachusetts	43 41						

Non-Div I Games:

Rhode Island

Average RPI Win: 160		WON-LOST RECORD	WINNING PCT. RANK	LAST 10 GAMES	STRENGTH OF SCHEDULE	OPP. STRENGTH OF SCHEDULE	TEAM RPI	ADJ. RPI	CONF. RPI	ADJ CONF. RPI	
Average RPI Loss: 74											
DIV. I ONLY		21- 9	51	7- 3	75	97	51	52	12	12	
DIV. I NON-CONF.		6- 4	99	0- 1	36	33	36	37	11	11	
<hr/>											
TOTALS		RPI 1-25		RPI 26-50	W-L RECORDS		RPI 51-100		RPI 150+		
21- 9		1- 3		1- 1	OVERALL		4- 2		13- 1		
12- 1		1- 0		1- 0	HOME		3- 1		5- 0		
8- 7		0- 3		0- 1	AWAY		1- 0		7- 1		
1- 1		0- 0		0- 0	NEUTRAL		0- 1		1- 0		
6- 4		0- 2		1- 1	NON-CONFERENCE		2- 1		3- 0		
3- 1		0- 0		1- 0	HOME		2- 1		0- 0		
3- 3		0- 2		0- 1	AWAY		0- 0		3- 0		
0- 0		0- 0		0- 0	NEUTRAL		0- 0		0- 0		
15- 5		1- 1		0- 0	CONFERENCE		2- 1		10- 1		
9- 0		1- 0		0- 0	HOME		1- 0		5- 0		
5- 4		0- 1		0- 0	AWAY		1- 0		4- 1		
1- 1		0- 0		0- 0	NEUTRAL		0- 1		1- 0		
<hr/>											
RPI 1-25		RPI 26-50		RPI 51-100		Team's RPI: 52		RPI 101+			
RPI S	Opponent	Score	RPI S	Opponent	Score	RPI S	Opponent	Score	RPI S	Opponent	Score
13	A Texas Tech	43 74	29	H Notre Dame	72 61	55	A Hawai i	55 54	116	A Tul sa	61 67
22	A Loui si ana Tech	42 88	38	A Houston	65 67	55	H Hawai i	57 43	116	H Tul sa	71 59
22	H Loui si ana Tech	57 56				55	N Hawai i	36 59	128	A San Jose St.	64 67
23	A LSU	47 72				66	H UNC Greensboro	61 47	128	H San Jose St.	78 68
						68	H George Washi ngton	67 54	164	A Southern Methodi st	66 59
						83	H Ari zona	65 74	164	H Southern Methodi st	68 52
									164	N Southern Methodi st	80 57
									180	A Massachusetts	65 60
									185	A Nevada	59 61
									185	H Nevada	54 41
									204	A Cornell I	76 63
									211	A Tex. A&M-Corp. Chri s	66 59
									220	A Boi se St.	54 49
									220	H Boi se St.	72 59
									255	A Fresno St.	76 64
									255	H Fresno St.	76 58
									302	A UTEP	84 59
									302	H UTEP	77 63
<hr/>											
LAST 10 Divi sion I GAMES:											
38	A Houston	65 67	22	H Loui si ana Tech	57 56						
55	N Hawai i	36 59	55	A Hawai i	55 54						
164	N Southern Methodi st	80 57	128	A San Jose St.	64 67						
116	H Tul sa	71 59	220	H Boi se St.	72 59						
164	H Southern Methodi st	68 52	302	H UTEP	77 63						

Rice

Non-Div I Games:

Rice

Through Games of 2002 Final																			
Average RPI Win: 185		WON-LOST RECORD		WINNING PCT. RANK		LAST 10 GAMES		STRENGTH OF SCHEDULE		OPP. STRENGTH OF SCHEDULE		TEAM RPI		ADJ. RPI		CONF. RPI		ADJ. CONF. RPI	
DIV. I ONLY		14- 16		180		5- 5		128		118		161		161		16		16	
DIV. I NON-CONF.		6- 7		168		0- 0		59		64		97		96		12		12	
TOTALS		RPI 1-25		RPI 26-50		W-L RECORDS		RPI 51-100		RPI 150+									
14- 16		0- 2		1- 3		OVERALL		1- 4		12- 6									
8- 4		0- 0		1- 0		HOME		1- 1		6- 3									
4- 9		0- 1		0- 2		AWAY		0- 3		4- 2									
2- 3		0- 1		0- 1		NEUTRAL		0- 0		2- 1									
6- 7		0- 2		1- 3		NON-CONFERENCE		1- 0		4- 1									
3- 1		0- 0		1- 0		HOME		1- 0		1- 1									
1- 4		0- 1		0- 2		AWAY		0- 0		1- 0									
2- 2		0- 1		0- 1		NEUTRAL		0- 0		2- 0									
8- 9		0- 0		0- 0		CONFERENCE		0- 4		8- 5									
5- 3		0- 0		0- 0		HOME		0- 1		5- 2									
3- 5		0- 0		0- 0		AWAY		0- 3		3- 2									
0- 1		0- 0		0- 0		NEUTRAL		0- 0		0- 1									
RPI 1-25		RPI 26-50		RPI 51-100		Team's RPI: 161													
RPI S	Opponent	Score	RPI S	Opponent	Score	RPI S	Opponent	Score	RPI S	Opponent	Score								
9 N	Kansas St.	63 85	27 A	Vi rgi ni a Tech	62 76	68 A	George Washi ngton	87 88	138 A	Maryland	70 79								
17 A	North Carol ina	69 99	39 H	Vi rgi ni a	77 72	68 H	George Washi ngton	80 85	152 H	St. Bonaventure	104 95								
			41 N	Arizona St.	57 68	80 A	St. Joseph's	66 87	155 A	Va. Commonweal th	100 64								
			44 A	St. Peter's	82 89	81 A	Temple	63 69	160 N	Western Mi ch.	79 76								
						98 H	Li berty	84 71	172 H	Rhode Isl and	77 83								
									175 A	Xavi er	83 71								
									175 H	Xavi er	93 73								
									179 A	Duquesne	78 89								
									179 H	Duquesne	95 61								
									180 H	Massachusetts	58 41								
									180 N	Massachusetts	73 85								
									197 A	Dayton	89 87								
									197 H	Dayton	84 91								
									213 H	William & Mary	85 88								
									239 A	Fordham	53 75								
									248 N	East Caro.	78 65								
									262 H	Mt. St. Mary's	87 78								
									284 A	La Salle	95 74								
									284 H	La Salle	84 52								
LAST 10 Divi sion I GAMES:																			
180 N		Massachusetts		73 85		68 H		George Washi ngton		80 85									
175 A		Xavi er		83 71		284 H		La Sal l e		84 52									
197 A		Dayton		89 87		81 A		Temple		63 69									
152 H		St. Bonaventure		104 95		179 H		Duquesne		95 61									
179 A		Duquesne		78 89		68 A		George Washi ngton		87 88									

R
i
c
h
m
o
n
d

R
i
c
h
m
o
n
d

Non-Div l Games:

Ri chmond

Loss, Non-Conf, S Site, H Home A Away N Neutral

Average RPI Win: 219										WON-LOST RECORD		WINNING PCT. RANK		LAST 10 GAMES		STRENGTH OF SCHEDULE		OPP. STRENGTH OF SCHEDULE		TEAM RPI		ADJ. RPI		CONF. RPI		ADJ CONF. RPI			
Average RPI Loss: 170																													
DIV. I ONLY										7- 21		279		3- 7		252		200		289		289		17		17			
DIV. I NON-CONF.										1- 8		298		0- 0		268		259		311		310		17		17			
TOTALS										RPI 1-25		RPI 26-50		W-L RECORDS		RPI 51-100				RPI 150+									
7- 21										0- 0		1- 2		OVERALL		0- 2				6- 14									
3- 7										0- 0		1- 0		HOME		0- 1				2- 5									
4- 12										0- 0		0- 2		AWAY		0- 1				4- 7									
0- 2										0- 0		0- 0		NEUTRAL		0- 0				0- 2									
1- 8										0- 0		0- 1		NON-CONFERENCE		0- 0				1- 6									
0- 1										0- 0		0- 0		HOME		0- 0				0- 1									
1- 6										0- 0		0- 1		AWAY		0- 0				1- 4									
0- 1										0- 0		0- 0		NEUTRAL		0- 0				0- 1									
6- 13										0- 0		1- 1		CONFERENCE		0- 2				5- 8									
3- 6										0- 0		1- 0		HOME		0- 1				2- 4									
3- 6										0- 0		0- 1		AWAY		0- 1				3- 3									
0- 1										0- 0		0- 0		NEUTRAL		0- 0				0- 1									
RPI 1-25												RPI 26-50				RPI 51-100				RPI 101+		Team's RPI : 289							
RPI S Opponent Score												RPI S Opponent Score				RPI S Opponent Score				RPI S Opponent Score									
36 A Villanova										48 64		57 A Si ena		63 69		119 A Manhattan		69 77											
44 A St. Peter's										57 61		57 H Si ena		56 79		119 H Manhattan		48 56											
44 H St. Peter's										72 62						149 A Stony Brook		68 75											
																158 A Fai rfi el d		78 82											
																158 H Fai rfi el d		61 70											
																171 A Georgetown		64 77											
																180 N Massachusetts		54 65											
																182 A Cani si us		86 100											
																182 H Cani si us		75 76											
																190 H Drexel		68 78											
																216 A Mari st		72 70											
																216 H Mari st		63 73											
																231 A Loyol a (Md.)		71 69											
																231 H Loyol a (Md.)		66 81											
																241 A Ni agara		73 74											
																241 H Ni agara		87 74											
																246 A Ameri can		68 82											
																262 A Mt. St. Mary's		78 82											
																264 A Pri nceton		88 64											
																268 A I ona		74 65											
																268 H I ona		53 46											
																268 N I ona		52 55											
																308 A Lafayette		72 75											

Non-Div l Games:

Ri der

Loss, Non-Conf, S Site, H Home A Away N Neutral

Average RPI Win:	258										
Roster Losses:	0-7	WON-LOST RECORD	WINNING PCT. RANK	LAST 10 GAMES	STRENGTH OF SCHEDULE	OPP. STRENGTH OF SCHEDULE	TEAM RPI	ADJ. RPI	CONF. RPI	ADJ CONF. RPI	
DIV. I ONLY	3- 22		302	2- 8	294	312	315	314	30	30	
DIV. I NON-CONF.	0- 7		309	0- 0	236	270	315	315	30	30	
TOTALS	RPI 1-25		RPI 26-50	W-L RECORDS		RPI 51-100			RPI 150+		
3- 22	0- 1		0- 0	OVERALL		0- 0			3- 18		
3- 9	0- 0		0- 0	HOME		0- 0			3- 8		
0- 13	0- 1		0- 0	AWAY		0- 0			0- 10		
0- 0	0- 0		0- 0	NEUTRAL		0- 0			0- 0		
0- 7	0- 1		0- 0	NON-CONFERENCE		0- 0			0- 5		
0- 3	0- 0		0- 0	HOME		0- 0			0- 3		
0- 4	0- 1		0- 0	AWAY		0- 0			0- 2		
0- 0	0- 0		0- 0	NEUTRAL		0- 0			0- 0		
3- 15	0- 0		0- 0	CONFERENCE		0- 0			3- 13		
3- 6	0- 0		0- 0	HOME		0- 0			3- 5		
0- 9	0- 0		0- 0	AWAY		0- 0			0- 8		
0- 0	0- 0		0- 0	NEUTRAL		0- 0			0- 0		

RPI 1-25	RPI 26-50	RPI 51-100	RPI 101+ Team's RPI : 314
RPI S Opponent Score	RPI S Opponent Score	RPI S Opponent Score	RPI S Opponent Score
20 A Cincinnati 29 71			143 A St. Francis (Pa.) 54 82
			143 H St. Francis (Pa.) 80 83
			148 A West Virginia 39 89
			170 A Long Island 48 65
			170 H Long Island 72 89
			179 A Duquesne 43 84
			186 A Sacred Heart 71 92
			191 H Pittsburgh 53 88
			201 A Wagner 70 77
			205 H Monmouth 70 75
			214 A Quinnipiac 67 78
			214 H Quinnipiac 85 64
			236 H Youngstown St. 81 99
			247 A UMBC 49 68
			247 H UMBC 54 77
			249 H Fairleigh Dickinson 106 99
			251 H Ohio 66 85
			262 A Mt. St. Mary's 53 65
			262 H Mt. St. Mary's 67 82
			285 A Marshall 60 77
			303 A Central Conn. St. 43 64
			303 H Central Conn. St. 43 62
			312 A St. Francis (N.Y.) 65 71
			312 H St. Francis (N.Y.) 90 77
	LAST 10 Division I GAMES:		
	249 H Fairleigh Dickinson 106 99	312 H St. Francis (N.Y.) 90 77	
	205 H Monmouth 70 75	143 A St. Francis (Pa.) 54 82	
	186 A Sacred Heart 71 92	262 A Mt. St. Mary's 53 65	
	201 A Wagner 70 77	247 A UMBC 49 68	
	170 H Long Island 72 89	303 H Central Conn. St. 43 62	

Robert Morris

Robert Morris

Non-Div I Games:

Robert Morris

Loss, Non-Conf, S Site, H Home A Away N Neutral

Average RPI Win: 135		WON-LOST	WINNING	LAST 10	STRENGTH OF	OPP. STRENGTH	TEAM	ADJ.	CONF.	ADJ CONF.
Average RPI Loss: 55		RECORD	PCT. RANK	GAMES	SCHEDULE	OF SCHEDULE	RPI	RPI	RPI	RPI
DIV. I ONLY		9- 20	260	2- 8	9	50	118	107	5	5
DIV. I NON-CONF.		3- 8	255	0- 1	2	54	70	64	5	5
TOTALS		RPI 1-25	RPI 26-50	W-L RECORDS		RPI 51-100	RPI 150+			
9- 20		0- 5	2- 7	OVERALL		0- 5	3- 1			
5- 10		0- 4	2- 3	HOME		0- 2	1- 1			
3- 10		0- 1	0- 4	AWAY		0- 3	2- 0			
1- 0		0- 0	0- 0	NEUTRAL		0- 0	0- 0			
3- 8		0- 4	1- 1	NON-CONFERENCE		0- 3	0- 0			
1- 4		0- 3	1- 0	HOME		0- 1	0- 0			
1- 4		0- 1	0- 1	AWAY		0- 2	0- 0			
1- 0		0- 0	0- 0	NEUTRAL		0- 0	0- 0			
6- 12		0- 1	1- 6	CONFERENCE		0- 2	3- 1			
4- 6		0- 1	1- 3	HOME		0- 1	1- 1			
2- 6		0- 0	0- 3	AWAY		0- 1	2- 0			
0- 0		0- 0	0- 0	NEUTRAL		0- 0	0- 0			
RPI 1-25		RPI 26-50		RPI 51-100		RPI 101+		Team's RPI: 107		
RPI S	Opponent	Score	RPI S	Opponent	Score	RPI S	Opponent	Score		
2	H Connecticut	42 80	27	A Virginia Tech	63 70	68	A George Washington	54 58	104	H Providence 71 61
7	H Stanford	46 50	27	H Virginia Tech	44 43	76	A Miami (Fla.)	55 65	106	A Seton Hall 51 61
12	H Old Dominion	48 70	29	H Notre Dame	52 57	76	H Miami (Fla.)	53 67	106	H Seton Hall 47 43
13	H Texas Tech	49 62	30	A Boston College	56 59	80	A St. Joseph's	58 64	121	N Northwestern St. 68 67
24	A TCU	67 78	30	H Boston College	59 64	81	H Temple	51 56	148	A West Virginia 49 65
			36	H Villanova	43 49				150	A Paci fic (Cal.) 61 53
			39	H Virginia	53 48				171	H Georgetown 57 67
			41	A Arizona St.	56 59				191	A Pi ttsburgh 60 59
			43	A Syracuse	51 68				191	H Pi ttsburgh 82 70
									283	A St. John's (N.Y.) 67 62
			LAST 10 Division I GAMES:							
			30	H Boston College	59 64	29	H Notre Dame	52 57		
			27	H Virginia Tech	44 43	106	A Seton Hall	51 61		
			27	A Virginia Tech	63 70	36	H Villanova	43 49		
			2	H Connecticut	42 80	43	A Syracuse	51 68		
			191	A Pi ttsburgh	60 59	12	H Old Dominion	48 70		

Non-Div I Games:

Rutgers

Loss,
Non-Conf, S Site,
H Home
A Away
N Neutral

Sacramento St.					Through Games Of 2002 Final						
Average RPI Win:	0	WON-LOST RECORD	WINNING PCT. RANK	LAST 10 GAMES	STRENGTH OF SCHEDULE	OPP. STRENGTH OF SCHEDULE	TEAM RPI	ADJ. RPI	CONF. RPI	ADJ CONF. RPI	
Average RPI Loss:	171										
DIV. I ONLY	0- 27	321	0- 10	182	227	311	310	22	22		
DIV. I NON-CONF.	0- 13	309	0- 0	194	199	307	307	22	22		
<hr/>											
TOTALS	RPI 1-25		RPI 26-50	W-L RECORDS		RPI 51-100			RPI 150+		
0- 27	0- 0		0- 2	OVERALL		0- 3			0- 14		
0- 13	0- 0		0- 0	HOME		0- 1			0- 8		
0- 13	0- 0		0- 2	AWAY		0- 2			0- 6		
0- 1	0- 0		0- 0	NEUTRAL		0- 0			0- 0		
<hr/>											
0- 13	0- 0		0- 2	NON-CONFERENCE		0- 1			0- 6		
0- 6	0- 0		0- 0	HOME		0- 0			0- 4		
0- 6	0- 0		0- 2	AWAY		0- 1			0- 2		
0- 1	0- 0		0- 0	NEUTRAL		0- 0			0- 0		
<hr/>											
0- 14	0- 0		0- 0	CONFERENCE		0- 2			0- 8		
0- 7	0- 0		0- 0	HOME		0- 1			0- 4		
0- 7	0- 0		0- 0	AWAY		0- 1			0- 4		
0- 0	0- 0		0- 0	NEUTRAL		0- 0			0- 0		
<hr/>											
RPI 1-25		RPI 26-50			RPI 51-100		RPI 101+ Team's RPI : 310				
RPI S	Opponent	Score	RPI S	Opponent	Score	RPI S	Opponent	Score	RPI S	Opponent	
34	A Colorado St.	30 102	88	A Weber St.	50 76	106	N Seton Hall	46 88			
46	A UNLV	34 92	88	H Weber St.	53 70	128	H San Jose St.	57 82			
			100	A St. Mary's (Cal.)	51 88	129	A Montana St.	47 82			
						129	H Montana St.	45 69			
						142	A Wyoming	47 101			
						147	A Montana	56 79			
						147	H Montana	31 72			
						150	H Paci fic (Cal.)	46 86			
						151	A Northern Ari z.	29 101			
						151	H Northern Ari z.	40 72			
						173	A San Diego	60 84			
						199	A San Diego St.	51 72			
						219	H UC Ri versi de	54 65			
						230	H Gonzaga	55 89			
						238	A Eastern Wash.	44 73			
						238	H Eastern Wash.	59 78			
						250	A Portland St.	43 71			
						250	H Portland St.	45 67			
						263	H Ai r Force	48 72			
						265	A Idaho St.	49 75			
						265	H Idaho St.	63 75			
						294	H Army	59 64			
<hr/>											
LAST 10 Division I GAMES:											
250	A Portland St.	43 71	265	A Idaho St.	49 75						
238	A Eastern Wash.	44 73	88	A Weber St.	50 76						
129	H Montana St.	45 69	238	H Eastern Wash.	59 78						
147	H Montana	31 72	250	H Portland St.	45 67						
151	H Northern Ari z.	40 72	147	A Montana	56 79						

Non-Div l Games:

Sacramento St.

Loss, Non-Conf, S Site, H Home A Away N Neutral

[illegible]

Non-Div l Games:

Sacred Heart

Loss, Non-Conf, S Site, H Home A Away N Neutral

Average RPI Win: 272		WON-LOST	WINNING	LAST 10	STRENGTH OF	OPP. STRENGTH	TEAM	ADJ.	CONF.	ADJ CONF.
Average RPI Loss: 188		RECORD	PCT. RANK	GAMES	SCHEDULE	OF SCHEDULE	RPI	RPI	RPI	RPI
DIV. I ONLY	3- 24	306	2- 8	245	253	308	307	27	26	
DIV. I NON-CONF.	0- 7	309	0- 0	137	119	292	288	27	27	
TOTALS	RPI 1-25	RPI 26-50	W-L RECORDS	RPI 51-100	RPI 150+					
3- 24	0- 2	0- 0	OVERALL	0- 2	3- 15					
3- 8	0- 0	0- 0	HOME	0- 1	3- 5					
0- 14	0- 2	0- 0	AWAY	0- 1	0- 9					
0- 2	0- 0	0- 0	NEUTRAL	0- 0	0- 1					
0- 7	0- 2	0- 0	NON-CONFERENCE	0- 0	0- 2					
0- 1	0- 0	0- 0	HOME	0- 0	0- 0					
0- 4	0- 2	0- 0	AWAY	0- 0	0- 1					
0- 2	0- 0	0- 0	NEUTRAL	0- 0	0- 1					
3- 17	0- 0	0- 0	CONFERENCE	0- 2	3- 13					
3- 7	0- 0	0- 0	HOME	0- 1	3- 5					
0- 10	0- 0	0- 0	AWAY	0- 1	0- 8					
0- 0	0- 0	0- 0	NEUTRAL	0- 0	0- 0					
RPI S Opponent	RPI 1-25 Score	RPI S Opponent	Score	RPI S Opponent	Score	RPI S Opponent	Score	Team's RPI: 307		
10 A Baylor	42 87			69 A Stephen F. Austin	54 81	108 H Boston U.	49 59			
24 A TCU	50 117			69 H Stephen F. Austin	70 83	121 A Northwestern St.	66 84			
						121 H Northwestern St.	61 74			
						131 N Kentucky	55 100			
						141 A Texas A&M	71 84			
						177 A Texas-San Antonio	45 58			
						177 H Texas-San Antonio	40 42			
						198 A Texas-Arlington	52 97			
						198 H Texas-Arlington	70 78			
						211 A Tex. A&M-Corp.	56 92			
						Chris				
						253 A Southeastern La.	65 84			
						253 H Southeastern La.	58 63			
						258 A Southwest Tex. St.	63 76			
						258 H Southwest Tex. St.	70 65			
						261 A Nicholls St.	59 77			
						261 H Nicholls St.	72 59			
						267 A La. -Monroe	59 81			
						267 H La. -Monroe	53 72			
						297 A Lamar	73 76			
						297 H Lamar	72 64			
						299 A McNeese St.	52 80			
						299 H McNeese St.	67 72			
						300 N UMKC	49 70			
LAST 10 Division I GAMES:										
297 H Lamar	72 64	261 A Nicholls St.	59 77							
299 H McNeese St.	67 72	258 H Southwest Tex. St.	70 65							
198 H Texas-Arlington	70 78	177 H Texas-San Antonio	40 42							
69 H Stephen F. Austin	70 83	267 A La. -Monroe	59 81							
253 A Southeastern La.	65 84	121 A Northwestern St.	66 84							

Non-Div I Games:

Sam Houston St.

Loss, Non-Conf, S Site, H Home A Away N Neutral

Through Games of 2002 Final											
Average RPI Win: 234		WON-LOST RECORD	WINNING PCT. RANK	LAST 10 GAMES	STRENGTH OF SCHEDULE	OPP. STRENGTH OF SCHEDULE	TEAM RPI	ADJ. RPI	CONF. RPI	ADJ. CONF. RPI	
Average RPI Loss: 185											
DIV. I ONLY		3- 24	306	2- 8	203	277	304	305	24	24	
DIV. I NON-CONF.		1- 6	290	0- 0	77	272	242	244	24	24	
<hr/>											
TOTALS		RPI 1-25		RPI 26-50	W-L RECORDS		RPI 51-100		RPI 150+		
3- 24		0- 0		0- 0	OVERALL		0- 2		3- 19		
3- 10		0- 0		0- 0	HOME		0- 1		3- 7		
0- 13		0- 0		0- 0	AWAY		0- 1		0- 11		
0- 1		0- 0		0- 0	NEUTRAL		0- 0		0- 1		
1- 6		0- 0		0- 0	NON-CONFERENCE		0- 2		1- 3		
1- 2		0- 0		0- 0	HOME		0- 1		1- 0		
0- 3		0- 0		0- 0	AWAY		0- 1		0- 2		
0- 1		0- 0		0- 0	NEUTRAL		0- 0		0- 1		
2- 18		0- 0		0- 0	CONFERENCE		0- 0		2- 16		
2- 8		0- 0		0- 0	HOME		0- 0		2- 7		
0- 10		0- 0		0- 0	AWAY		0- 0		0- 9		
0- 0		0- 0		0- 0	NEUTRAL		0- 0		0- 0		
<hr/>											
RPI 1-25		RPI 26-50		RPI 51-100		RPI 101+		Team's RPI: 305			
RPI S	Opponent	Score	RPI S	Opponent	Score	RPI S	Opponent	Score	RPI S	Opponent	Score
						53	A Alabama	44 96	109	A Georgia St.	45 79
						70	H Chattanooga	42 105	109	H Georgia St.	52 72
									136	H Alabama St.	62 78
									153	A Fla. Atlantic	75 87
									153	H Fla. Atlantic	72 89
									156	A UAB	58 84
									178	A Belmont	60 92
									178	H Belmont	70 77
									181	A UCF	64 80
									181	H UCF	60 63
									184	H Southern Miss.	64 61
									202	A Southeast Mo. St.	41 90
									206	A Mercer	63 73
									206	H Mercer	54 68
									209	A Stetson	48 61
									209	H Stetson	67 63
									218	A Campbell	65 73
									218	H Campbell	64 72
									224	A Troy St.	57 62
									224	H Troy St.	58 74
									254	N Birmngham-So.	48 53
									259	A Jacksonville St.	52 69
									259	H Jacksonville St.	65 77
									309	A Jacksonville	65 91
									309	H Jacksonville	55 54
<hr/>											
LAST 10 Division I GAMES:											
						153	H Fla. Atlantic	72 89	178	H Belmont	70 77
						181	H UCF	60 63	309	H Jacksonville	55 54
						109	H Georgia St.	52 72	209	H Stetson	67 63
						109	A Georgia St.	45 79	206	A Mercer	63 73
						218	A Campbell	65 73	224	A Troy St.	57 62

Non-Div I Games:

Samford

Loss, Non-Conf, S Site, H Home A Away N Neutral

Average RPI Win: 194
Average RPI Loss: 95

WON-LOST
RECORD

WINNING
PCT. RANK

LAST 10
GAMES

STRENGTH OF
SCHEDULE

OPP. STRENGTH
OF SCHEDULE

TEAM
RPI

ADJ.
RPI

CONF.
RPI

ADJ CONF.
RPI

DIV. I ONLY
DIV. I NON-CONF.

13- 15
9- 4

183
55

2- 8
0- 0

167
264

101
179

171
142

173
143

9
10

9
10

TOTALS

RPI 1-25

RPI 26-50

W-L RECORDS

RPI 51-100

RPI 150+

13- 15

0- 2

1- 4

OVERALL

1- 5

8- 2

10- 6

0- 1

1- 2

HOME

1- 2

5- 1

2- 8

0- 1

0- 2

AWAY

0- 3

2- 0

1- 1

0- 0

0- 0

NEUTRAL

0- 0

1- 1

9- 4

0- 2

0- 0

NON-CONFERENCE

0- 0

7- 1

7- 1

0- 1

0- 0

HOME

0- 0

5- 0

1- 2

0- 1

0- 0

AWAY

0- 0

1- 0

1- 1

0- 0

0- 0

NEUTRAL

0- 0

1- 1

4- 11

0- 0

1- 4

CONFERENCE

1- 5

1- 1

3- 5

0- 0

1- 2

HOME

1- 2

0- 1

1- 6

0- 0

0- 2

AWAY

0- 3

1- 0

0- 0

0- 0

0- 0

NEUTRAL

0- 0

0- 0

RPI 1-25

RPI 26-50

RPI 51-100

RPI 101+

Team's RPI: 173

RPI S Opponent Score
14 A Colorado 44 83
16 H Iowa St. 67 69

RPI S Opponent Score
37 A Pepperdine 75 85
37 H Pepperdine 56 61
48 A Santa Clara 62 70
48 H Santa Clara 79 69
48 H Santa Clara 52 82

RPI S Opponent Score
93 A San Francisco 63 64
93 H San Francisco 55 79
99 A Loyola Marymount 65 73
99 H Loyola Marymount 62 60
100 A St. Mary's (Cal.) 65 87
100 H St. Mary's (Cal.) 60 70

RPI S Opponent Score
110 A Denver 66 67
128 H San Jose St. 73 63
146 A Portland 51 65
146 H Portland 64 60
150 H Pacific (Cal.) 64 63
167 H UCLA 79 51
177 H Texas-San Antonio 91 42
220 H Boise St. 73 61
230 A Gonzaga 63 48
230 H Gonzaga 65 75
239 N Fordham 73 63
256 N Hofstra 52 57
287 A UC Irvine 92 53
310 H Sacramento St. 84 60
318 H Centenary (La.) 61 42

LAST 10 Division I GAMES:

48 H Santa Clara 52 82
99 H Loyola Marymount 62 60
37 H Pepperdine 56 61
93 A San Francisco 63 64
100 A St. Mary's (Cal.) 65 87
146 A Portland 51 65
230 A Gonzaga 63 48
100 H St. Mary's (Cal.) 60 70
93 H San Francisco 55 79
37 A Pepperdine 75 85

Non-Div I Games:

San Diego

Loss, Non-Conf, S Site, H Home A Away N Neutral

San Diego St.										Through Games of 2002-11-14											
Average RPI Win:		263		WON-LOST RECORD		WINNING PCT. RANK		LAST 10 GAMES		STRENGTH OF SCHEDULE		OPP. STRENGTH OF SCHEDULE		TEAM RPI		ADJ. RPI		CONF. RPI		ADJ. CONF. RPI	
Average RPI Loss:		73																			
DIV. I ONLY		10- 17		238		1- 9				137		129		197		199		6		6	
DIV. I NON-CONF.		8- 4		59		0- 0				266		292		162		164		8		8	
TOTALS		RPI 1-25				RPI 26-50		W-L RECORDS		RPI 51-100				RPI 150+							
10- 17		0- 3				0- 8		OVERALL		0- 2				10- 1							
7- 7		0- 1				0- 3		HOME		0- 1				7- 0							
2- 9		0- 2				0- 4		AWAY		0- 1				2- 1							
1- 1		0- 0				0- 1		NEUTRAL		0- 0				1- 0							
8- 4		0- 1				0- 1		NON-CONFERENCE		0- 0				8- 1							
6- 1		0- 0				0- 0		HOME		0- 0				6- 0							
1- 3		0- 1				0- 1		AWAY		0- 0				1- 1							
1- 0		0- 0				0- 0		NEUTRAL		0- 0				1- 0							
2- 13		0- 2				0- 7		CONFERENCE		0- 2				2- 0							
1- 6		0- 1				0- 3		HOME		0- 1				1- 0							
1- 6		0- 1				0- 3		AWAY		0- 1				1- 0							
0- 1		0- 0				0- 1		NEUTRAL		0- 0				0- 0							
RPI 1-25				RPI 26-50				RPI 51-100				RPI 101+		Team's RPI: 199							
RPI S	Opponent	Score		RPI S	Opponent	Score		RPI S	Opponent	Score		RPI S	Opponent	Score							
24	A TCU	49 75		34	A Col orado St.	49 58		87	A Utah	59 75		128	H San Jose St.	62 65							
25	A Bri gham Young	41 67		34	H Col orado St.	60 69		87	H Utah	45 47		142	A Wyomi ng	51 86							
25	H Bri gham Young	56 72		42	A New Mexi co	53 63						142	H Wyomi ng	43 53							
				42	H New Mexi co	49 58						169	H Detroit t	70 56							
				42	N New Mexi co	52 65						244	A Cal i forni a	60 74							
				46	A UNLV	55 67						250	H Portl and St.	73 51							
				46	H UNLV	49 57						257	H Navy	73 69							
				47	A Creighton	55 66						260	H Radford	89 42							
				LAST 10 Div				ision I GAMES:													
				42	N New Mexi co	52 65		34	H Col orado St.	60 69											
				25	H Bri gham Young	56 72		142	H Wyomi ng	43 53											
				87	H Utah	45 47		46	H UNLV	49 57											
				42	A New Mexi co	53 63		87	A Utah	59 75											
				263	A Ai r Force	83 79		25	A Bri gham Young	41 67											

Non-Div I Games: UC San Diego

59 63

San Di ego St.

Loss, Non-Conf, S Site, H Home A Away N Neutral

Average RPI Win:		162	WON-LOST RECORD		WINNING PCT. RANK	LAST 10 GAMES		STRENGTH OF SCHEDULE		OPP. STRENGTH OF SCHEDULE	TEAM RPI	ADJ. RPI	CONF. RPI	ADJ CONF. RPI			
DIV. I ONLY		18- 12			97	6- 4		105		107	89	93	9	9			
DIV. I NON-CONF.		8- 6			107	0- 1		199		166	145	145	10	10			
<hr/>																	
TOTALS		RPI 1-25		RPI 26-50		W-L RECORDS		RPI 51-100		RPI 150+							
18- 12		0- 1		2- 5		OVERALL		5- 3		9- 3							
10- 5		0- 0		1- 2		HOME		4- 1		4- 2							
7- 6		0- 1		1- 2		AWAY		0- 2		5- 1							
1- 1		0- 0		0- 1		NEUTRAL		1- 0		0- 0							
8- 6		0- 1		1- 1		NON-CONFERENCE		2- 1		5- 3							
4- 4		0- 0		0- 1		HOME		2- 1		2- 2							
4- 2		0- 1		1- 0		AWAY		0- 0		3- 1							
0- 0		0- 0		0- 0		NEUTRAL		0- 0		0- 0							
10- 6		0- 0		1- 4		CONFERENCE		3- 2		4- 0							
6- 1		0- 0		1- 1		HOME		2- 0		2- 0							
3- 4		0- 0		0- 2		AWAY		0- 2		2- 0							
1- 1		0- 0		0- 1		NEUTRAL		1- 0		0- 0							
<hr/>																	
RPI S		RPI 1-25		RPI S		RPI 26-50		RPI S		RPI 51-100		Team's RPI: 93		RPI S		RPI 101+	
Opponent		Score		Opponent		Score		Opponent		Score				Opponent		Score	
7	A	Stanford	72 103	37	A	Pepperdi ne	69 81	72	H	Washi ngton	72 68	146	A	Portl and	52 49		
				37	H	Pepperdi ne	57 73	87	H	Utah	65 56	146	H	Portl and	71 60		
				37	N	Pepperdi ne	77 82	95	H	Southern Cal i forni a	53 72	173	A	San Di ego	79 55		
				43	A	Syracuse	61 56					173	H	San Di ego	64 63		
				46	H	UNLV	63 71	99	A	Loyol a Marymount	58 76	185	A	Nevada	67 69		
				48	A	Santa Clara	64 65	99	H	Loyol a Marymount	71 62	195	H	Long Beach St.	77 85		
				48	H	Santa Clara	87 79	99	N	Loyol a Marymount	65 63	204	A	Cornel I	68 56		
								100	A	St. Mary' s (Cal .)	73 79	230	A	Gonzaga	72 67		
								100	H	St. Mary' s (Cal .)	74 67	230	H	Gonzaga	73 58		
												244	A	Cal i forni a	55 52		
												255	H	Fresno St.	69 67		
												269	A	Cal Poly	73 69		
												287	H	UC Irvine	48 59		
												306	H	Cal St. Northridge	95 69		
<hr/>																	
LAST 10 Div sion I GAMES:																	
				95	H	Southern Cal i forni a	53 72	173	H	San Di ego	64 63						
				37	N	Pepperdi ne	77 82	48	H	Santa Clara	87 79						
				99	N	Loyol a Marymount	65 63	99	H	Loyol a Marymount	71 62						
				230	A	Gonzaga	72 67	37	H	Pepperdi ne	57 73						
				146	A	Portl and	52 49	48	A	Santa Clara	64 65						

Non-Div I Games:

San Francisco

San Jose St.														
Average RPI Win:		213	WON-LOST RECORD		WINNING PCT. RANK	LAST 10 GAMES		STRENGTH OF SCHEDULE		OPP. STRENGTH OF SCHEDULE	TEAM RPI	ADJ. RPI	CONF. RPI	ADJ CONF. RPI
Average RPI Loss:		81												
DIV. I ONLY		17- 11	91		6- 4		193		137		126	128	12	12
DIV. I NON-CONF.		5- 4	113		0- 0		247		244		177	179	11	11

TOTALS		RPI 1-25	RPI 26-50		W-L RECORDS		RPI 51-100		RPI 150+					
17- 11		0- 2	0- 1		OVERALL		1- 5		13- 2					
9- 4		0- 1	0- 0		HOME		1- 3		6- 0					
8- 7		0- 1	0- 1		AWAY		0- 2		7- 2					
0- 0		0- 0	0- 0		NEUTRAL		0- 0		0- 0					
5- 4		0- 0	0- 1		NON-CONFERENCE		0- 2		4- 1					
2- 2		0- 0	0- 0		HOME		0- 2		1- 0					
3- 2		0- 0	0- 1		AWAY		0- 0		3- 1					
0- 0		0- 0	0- 0		NEUTRAL		0- 0		0- 0					
12- 7		0- 2	0- 0		CONFERENCE		1- 3		9- 1					
7- 2		0- 1	0- 0		HOME		1- 1		5- 0					
5- 5		0- 1	0- 0		AWAY		0- 2		4- 1					
0- 0		0- 0	0- 0		NEUTRAL		0- 0		0- 0					

RPI 1-25		RPI 26-50		RPI 51-100		RPI 101+		Team's RPI: 128						
RPI S	Opponent	Score	RPI S	Opponent	Score	RPI S	Opponent	Score	RPI S	Opponent	Score			
22	A Loui si ana Tech	47 87	48	A Santa Cl ara	58 73	52	A Ri ce	68 78	116	A Tul sa	75 73			
22	H Loui si ana Tech	49 79				52	H Ri ce	67 64	116	A Tul sa	63 66			
						55	A Hawai i	67 81	116	H Tul sa	63 60			
						55	H Hawai i	57 66	150	H Paci fi c (Cal .)	78 75			
						88	H Weber St.	55 75	164	A Southern Methodi st	87 92			
						100	H St. Mary' s (Cal .)	73 93	164	H Southern Methodi st	61 54			
									173	A San Di ego	63 73			
									185	A Nevada	71 52			
									185	H Nevada	78 60			
									199	A San Di ego St.	65 62			
									220	A Boi se St.	85 74			
									220	H Boi se St.	64 53			
									255	A Fresno St.	65 48			
									255	H Fresno St.	77 62			
									279	H Idaho	61 44			
									302	A UTEP	73 48			
									302	H UTEP	87 57			
									310	A Sacramento St.	82 57			
									311	A Cal St. Fullerton	66 54			

LAST 10 Division I GAMES:														
116		A Tul sa	63 66		116		H Tul sa	63 60						
302		H UTEP	87 57		52		H Ri ce	67 64						
220		H Boi se St.	64 53		22		A Loui si ana Tech	47 87						
255		A Fresno St.	65 48		164		A Southern Methodi st	87 92						
185		A Nevada	71 52		55		H Hawai i	57 66						

S
a
n
J
o
s
e
t

S
a
n
J
o
s
e
s
t

Non-Div l Games:

San Jose St.

Loss, Non-Conf, S Site, H Home A Away N Neutral

Average RPI Win: 159												WON-LOST RECORD		WINNING PCT. RANK		LAST 10 GAMES		STRENGTH OF SCHEDULE		OPP. STRENGTH OF SCHEDULE		TEAM RPI		ADJ. RPI		CONF. RPI		ADJ CONF. RPI	
DIV. I ONLY		21- 10		59		5- 5		58		110		48		48		9		9											
DIV. I NON-CONF.		10- 4		50		0- 1		83		154		46		47		10		10											
TOTALS		RPI 1-25		RPI 26-50		W-L RECORDS		RPI 51-100		RPI 150+																			
21- 10		0- 4		1- 2		OVERALL		8- 2		9- 1																			
12- 0		0- 0		1- 0		HOME		4- 0		5- 0																			
6- 8		0- 3		0- 1		AWAY		2- 2		3- 1																			
3- 2		0- 1		0- 1		NEUTRAL		2- 0		1- 0																			
10- 4		0- 4		0- 0		NON-CONFERENCE		3- 0		5- 0																			
5- 0		0- 0		0- 0		HOME		1- 0		3- 0																			
3- 3		0- 3		0- 0		AWAY		1- 0		1- 0																			
2- 1		0- 1		0- 0		NEUTRAL		1- 0		1- 0																			
11- 6		0- 0		1- 2		CONFERENCE		5- 2		4- 1																			
7- 0		0- 0		1- 0		HOME		3- 0		2- 0																			
3- 5		0- 0		0- 1		AWAY		1- 2		2- 1																			
1- 1		0- 0		0- 1		NEUTRAL		1- 0		0- 0																			
RPI 1-25		RPI 26-50		Team's RPI: 48		RPI 51-100		RPI 101+																					
RPI S	Opponent	Score	RPI S	Opponent	Score	RPI S	Opponent	Score	RPI S	Opponent	Score																		
7	A Stanford	62 94	37	A Pepperdi ne	60 70	72	A Washi ngton	71 56	128	H San Jose St.	73 58																		
19	A Mi nnesota	73 92	37	H Pepperdi ne	69 65	81	H Temple	86 66	146	A Portl and	73 80																		
23	N LSU	78 84	37	N Pepperdi ne	77 81	87	N Utah	67 59	146	H Portland	73 68																		
24	A TCU	66 76				93	A San Franci sco	79 87	150	A Paci fic (Cal .)	70 61																		
						93	H San Franci sco	65 64	173	A San Di ego	69 79																		
						99	A Loyol a Marymount	73 58	173	A San Di ego	82 52																		
						99	H Loyol a Marymount	65 63	173	H San Di ego	70 62																		
						100	A St. Mary' s (Cal .)	76 84	230	A Gonzaga	81 75																		
						100	H St. Mary' s (Cal .)	93 90	230	H Gonzaga	99 69																		
						100	N St. Mary' s (Cal .)	87 84	250	H Portland St.	73 49																		
									255	A Fresno St.	75 65																		
									264	N Pri nceton	80 52																		
									269	H Cal Poly	90 56																		
									306	H Cal St. Northri dge	103 58																		
LAST 10 Divi sion I GAMES:																													
23 N LSU		78 84	99 H Loyol a Marymount		65 63																								
37 N Pepperdi ne		77 81	100 A St. Mary' s (Cal .)		76 84																								
100 N St. Mary' s (Cal .)		87 84	93 A San Franci sco		79 87																								
173 A San Di ego		82 52	230 A Gonzaga		81 75																								
37 H Pepperdi ne		69 65	146 A Portl and		73 80																								

Santa Clara

S
a
n
t
a
C
l
a
r
a

Non-Div I Games:

Santa Clara

■ Loss, ■ Non-Conf, S Site, H Home A Away N Neutral

Section II				Through Games of 2002 Final																	
Average RPI Win:		162		WON-LOST RECORD		WINNING PCT. RANK		LAST 10 GAMES		STRENGTH OF SCHEDULE		OPP. STRENGTH OF SCHEDULE		TEAM RPI		ADJ. RPI		CONF. RPI		ADJ CONF. RPI	
DIV. I ONLY		15- 14		150		5- 5		79		61		106		106		5		5			
DIV. I NON-CONF.		8- 3		46		0- 0		159		182		75		76		5		5			
TOTALS		RPI 1-25		RPI 26-50		W-L RECORDS		RPI 51-100		RPI 150+											
15- 14		0- 3		0- 6		OVERALL		2- 2		6- 2											
11- 3		0- 0		0- 3		HOME		2- 0		3- 0											
2- 9		0- 2		0- 3		AWAY		0- 1		2- 2											
2- 2		0- 1		0- 0		NEUTRAL		0- 1		1- 0											
8- 3		0- 1		0- 0		NON-CONFERENCE		2- 1		3- 1											
6- 0		0- 0		0- 0		HOME		2- 0		1- 0											
1- 2		0- 1		0- 0		AWAY		0- 0		1- 1											
1- 1		0- 0		0- 0		NEUTRAL		0- 1		1- 0											
7- 11		0- 2		0- 6		CONFERENCE		0- 1		3- 1											
5- 3		0- 0		0- 3		HOME		0- 0		2- 0											
1- 7		0- 1		0- 3		AWAY		0- 1		1- 1											
1- 1		0- 1		0- 0		NEUTRAL		0- 0		0- 0											
RPI 1-25				RPI 26-50				RPI 51-100				RPI 101+ Team's RPI: 106									
RPI	S	Opponent	Score	RPI	S	Opponent	Score	RPI	S	Opponent	Score	RPI	S	Opponent	Score						
2	A	Connecticut	40 92	27	A	Virginia Tech	52 74	76	A	Miami (Fla.)	54 56	104	H	Providence	64 54						
2	N	Connecticut	48 78	29	A	Notre Dame	45 79	81	H	Temple	58 44	104	N	Providence	61 55						
12	A	Old Dominion	52 65	29	H	Notre Dame	60 65	85	H	Ohio St.	71 53	107	A	Rutgers	43 47						
				30	A	Boston College	49 64	91	N	Tennessee Tech	63 78	107	H	Rutgers	61 51						
				36	H	Villanova	52 59					111	H	George Mason	57 49						
				43	H	Syracuse	56 59					112	H	Binghamton	61 44						
												134	H	New Hampshire	71 61						
												148	H	West Virginia	68 52						
												171	A	Georgetown	64 45						
												171	H	Georgetown	73 64						
												191	A	Pittsburgh	53 68						
												205	A	Monmouth	71 61						
												237	A	Buffalo	43 55						
												283	H	St. John's (N.Y.)	74 46						
												304	H	Towson	69 57						
												310	N	Sacramento St.	88 46						
				LAST 10 Division I GAMES:																	
				2	N	Connecticut	48 78	107	H	Rutgers	61 51										
				104	N	Providence	61 55	148	H	West Virginia	68 52										
				171	H	Georgetown	73 64	2	A	Connecticut	40 92										
				191	A	Pittsburgh	53 68	29	H	Notre Dame	60 65										
				27	A	Virginia Tech	52 74	171	A	Georgetown	64 45										

Seton Hall

Non-Div I Games:

Seton Hall

Loss,
Non-Conf, S Site,
H Home
A Away
N Neutral

Average RPI Win: 196
Average RPI Loss: 102

Average RPI Win: 196		WON-LOST RECORD		WINNING PCT. RANK		LAST 10 GAMES		STRENGTH OF SCHEDULE		OPP. STRENGTH OF SCHEDULE		TEAM RPI		ADJ. RPI		CONF. RPI		ADJ CONF. RPI	
DIV. I ONLY		23- 7		24		6- 4		149		173		57		57		17		17	
DIV. I NON-CONF.		5- 4		113		0- 1		96		159		100		99		17		17	
TOTALS		RPI 1-25		RPI 26-50		W-L RECORDS		RPI 51-100		RPI 150+									
23- 7		0- 0		2- 1		OVERALL		0- 3		19- 1									
11- 2		0- 0		1- 0		HOME		0- 1		9- 0									
10- 4		0- 0		1- 0		AWAY		0- 2		8- 1									
2- 1		0- 0		0- 1		NEUTRAL		0- 0		2- 0									
5- 4		0- 0		0- 0		NON-CONFERENCE		0- 3		4- 0									
2- 2		0- 0		0- 0		HOME		0- 1		2- 0									
3- 2		0- 0		0- 0		AWAY		0- 2		2- 0									
0- 0		0- 0		0- 0		NEUTRAL		0- 0		0- 0									
18- 3		0- 0		2- 1		CONFERENCE		0- 0		15- 1									
9- 0		0- 0		1- 0		HOME		0- 0		7- 0									
7- 2		0- 0		1- 0		AWAY		0- 0		6- 1									
2- 1		0- 0		0- 1		NEUTRAL		0- 0		2- 0									
RPI 1-25		RPI 26-50		RPI 51-100		Team's RPI: 57		RPI 101+											
RPI S	Opponent	Score	RPI S	Opponent	Score	RPI S	Opponent	Score	RPI S	Opponent	Score								
44	A St. Peter's	75 70	44	A St. Peter's	85 69	54	H Vermont	63 80	104	H Providence	58 61								
44	H St. Peter's	85 69	44	H St. Peter's	85 69	79	A Holy Cross	73 88	119	A Manhattan	72 78								
44	N St. Peter's	71 83	44	N St. Peter's	71 83	80	A St. Joseph's	55 84	119	H Manhattan	71 53								
												134	A New Hampshi re	78 65					
												152	H St. Bonaventure	70 56					
												158	A Fai rfi el d	59 57					
												158	H Fai rfi el d	94 85					
												158	N Fai rfi el d	80 62					
												169	A Detroit t	63 56					
												182	A Cani si us	87 81					
												182	H Cani si us	98 83					
												187	A Pennsyl vani a	73 65					
												216	A Mari st	55 52					
												216	H Mari st	79 51					
												231	A Loyol a (Md.)	51 63					
												231	H Loyol a (Md.)	84 66					
												241	A Ni agara	75 73					
												241	H Ni agara	81 64					
												268	A I ona	79 73					
												268	H I ona	76 50					
												268	N I ona	73 44					
												289	A Ri der	79 56					
												289	H Ri der	69 63					
												298	H Al bany (N. Y.)	76 59					
LAST 10 Div						si on I GAMES:													
80 A St. Joseph's						55 84	44 H St. Peter's						85 69						
44 N St. Peter's						71 83	119 A Manhattan						72 78						
158 N Fai rfi el d						80 62	231 A Loyol a (Md.)						51 63						
268 N I ona						73 44	216 H Mari st						79 51						
216 A Mari st						55 52	119 H Manhattan						71 53						

Si ena

Average RPI Win: 215		WON-LOST RECORD	WINNING PCT. RANK	LAST 10 GAMES	STRENGTH OF SCHEDULE	OPP. STRENGTH OF SCHEDULE	TEAM RPI	ADJ. RPI	CONF. RPI	ADJ CONF. RPI	
DIV. I ONLY		17- 11	91	3- 7	250	159	150	154	11	11	
DIV. I NON-CONF.		10- 2	19	0- 0	269	256	99	104	13	13	
TOTALS		RPI 1-25	RPI 26-50	W-L RECORDS	RPI 51-100	RPI 150+					
17- 11		0- 1	1- 1	OVERALL	2- 3	14- 3					
10- 3		0- 1	1- 0	HOME	1- 0	8- 1					
5- 7		0- 0	0- 1	AWAY	0- 2	5- 2					
2- 1		0- 0	0- 0	NEUTRAL	1- 1	1- 0					
10- 2		0- 0	0- 0	NON-CONFERENCE	2- 1	8- 1					
6- 0		0- 0	0- 0	HOME	1- 0	5- 0					
2- 2		0- 0	0- 0	AWAY	0- 1	2- 1					
2- 0		0- 0	0- 0	NEUTRAL	1- 0	1- 0					
7- 9		0- 1	1- 1	CONFERENCE	0- 2	6- 2					
4- 3		0- 1	1- 0	HOME	0- 0	3- 1					
3- 5		0- 0	0- 1	AWAY	0- 1	3- 1					
0- 1		0- 0	0- 0	NEUTRAL	0- 1	0- 0					
RPI 1-25		RPI 26-50		RPI 51-100		Team's RPI: 154					
RPI S	Opponent	Score	RPI S	Opponent	Score	RPI S	Opponent	Score			
15	H Florida Int'l	58 60	49	A North Texas	46 62	53	A Alabama	61 63	110	A Denver	55 88
			49	H North Texas	66 58	77	H Southern U.	75 58	110	H Denver	50 55
						82	A Western Ky.	58 66	126	A Middle Tenn.	66 71
						82 N	Western Ky.	49 64	174	A Arkansas St.	61 54
						96 N	Mississippi	62 61	184	A Southern Miss.	62 39
									207	A New Mexico St.	71 47
									207	H New Mexico St.	91 89
									211	N Tex. A&M-Corp. Chris	64 62
									222	H Alcorn St.	66 51
									225	A New Orleans	58 62
									225	H New Orleans	48 53
									252	H Ark. -Little Rock	69 53
									259	A Jacksonville St.	56 61
									261	H Nicholls St.	63 49
									267	A La. -Monroe	60 38
									273	A La. -Lafayette	58 47
									273	H La. -Lafayette	63 46
									293	H Ark. -Pine Bluff	69 31
									299	H McNeese St.	77 39
									315	H N. C. A&T	63 37
LAST 10 Division I GAMES:											
			82 N	Western Ky.	49 64	49	H	North Texas	66 58		
			49	A North Texas	46 62	110	H	Denver	50 55		
			110	A Denver	55 88	207	A	New Mexico St.	71 47		
			225	H New Orleans	48 53	273	A	La. -Lafayette	58 47		
			126	A Middle Tenn.	66 71	15	H	Florida Int'l	58 60		

South Ala.

Non-Div I Games:

South Ala.

Loss,
Non-Conf, S Site,
H Home
A Away
N Neutral

South Carolina				Through Games Of 2002 Final																				
Average RPI Win: 94		WON-LOST RECORD		WINNING PCT. RANK		LAST 10 GAMES		STRENGTH OF SCHEDULE		OPP. STRENGTH OF SCHEDULE		TEAM RPI		ADJ. RPI		CONF. RPI		ADJ CONF. RPI						
DIV. I ONLY		25- 7		18		6- 4		11		25		8		8		1		1						
DIV. I NON-CONF.		15- 2		7		3- 1		26		69		9		9		1		1						
TOTALS		RPI 1-25		RPI 26-50		W-L RECORDS		RPI 51-100		RPI 150+														
25- 7		5- 3		5- 2		OVERALL		7- 2		5- 0														
17- 1		2- 1		3- 0		HOME		5- 0		5- 0														
5- 4		1- 1		2- 1		AWAY		1- 2		0- 0														
3- 2		2- 1		0- 1		NEUTRAL		1- 0		0- 0														
15- 2		4- 1		1- 0		NON-CONFERENCE		4- 1		5- 0														
11- 0		1- 0		1- 0		HOME		3- 0		5- 0														
1- 1		1- 0		0- 0		AWAY		0- 1		0- 0														
3- 1		2- 1		0- 0		NEUTRAL		1- 0		0- 0														
10- 5		1- 2		4- 2		CONFERENCE		3- 1		0- 0														
6- 1		1- 1		2- 0		HOME		2- 0		0- 0														
4- 3		0- 1		2- 1		AWAY		1- 1		0- 0														
0- 1		0- 0		0- 1		NEUTRAL		0- 0		0- 0														
RPI 1-25		Team's RPI: 8		RPI 26-50		RPI 51-100		RPI 101+																
RPI S	Opponent			Score		RPI S	Opponent			Score		RPI S	Opponent			Score								
1	H	Tennessee			61	80	26	A	Arkansas			46	74	53	H	Charlotte			72	53				
4	A	Duke			87	81	26	H	Arkansas			91	66	56	A	Kentucky			74	73				
4	N	Duke			68	77	26	N	Arkansas			61	79	58	A	Kentucky			78	49				
5	H	Vanderbilt			71	52	28	A	Florida			69	59	60	A	Wofford			77	53				
17	N	North Carolina			85	53	31	A	Georgia			71	64	81	H	Duquesne			75	61				
20	H	Cincinnati			75	56	31	H	Georgia			64	59	89	N	Coastal Caro.			94	34				
21	N	Drake			79	65	43	H	Syracuse			76	58	96	H	La.-Lafayette			72	61				
23	A	LSU			62	72							97	H	Florida A&M			82	29					
													98	H				69	61					
LAST 10 Division I GAMES:																								
							4	N	Duke			68	77	96	H	Mississippi			82	58				
							21	N	Drake			79	65	56	A	Auburn			49	67				
							20	H	Cincinnati			75	56	23	A	LSU			62	72				
							98	H	Liberty			69	61	53	H	Alabama			69	54				
							26	N	Arkansas			61	79	131	A	Kentucky			74	73				

Non-Di v I Games:

South Carolina

■ Loss,
 ■ Non-Conf,
 ■ S Site,
 ■ H Home
 ■ A Away
 N Neutral

South Carolina St. Through Games of 2002 Final														
Average RPI Win:		265	WON-LOST RECORD		WINNING PCT. RANK	LAST 10 GAMES		STRENGTH OF SCHEDULE		OPP. STRENGTH OF SCHEDULE	TEAM RPI	ADJ. RPI	CONF. RPI	ADJ. CONF. RPI
Average RPI Loss:		156												
DIV. I ONLY		16- 11	101		6- 3		236		314		174	176	29	29
DIV. I NON-CONF.		1- 6	290		0- 0		207		250		287	287	29	29

TOTALS		RPI 1-25	RPI 26-50		W-L RECORDS		RPI 51-100				RPI 150+			
16- 11		0- 0	0- 0		OVERALL		0- 1				15- 4			
8- 3		0- 0	0- 0		HOME		0- 0				7- 0			
7- 5		0- 0	0- 0		AWAY		0- 0				7- 3			
1- 3		0- 0	0- 0		NEUTRAL		0- 1				1- 1			
1- 6		0- 0	0- 0		NON-CONFERENCE		0- 1				1- 3			
0- 2		0- 0	0- 0		HOME		0- 0				0- 0			
1- 2		0- 0	0- 0		AWAY		0- 0				1- 2			
0- 2		0- 0	0- 0		NEUTRAL		0- 1				0- 1			
15- 5		0- 0	0- 0		CONFERENCE		0- 0				14- 1			
8- 1		0- 0	0- 0		HOME		0- 0				7- 0			
6- 3		0- 0	0- 0		AWAY		0- 0				6- 1			
1- 1		0- 0	0- 0		NEUTRAL		0- 0				1- 0			

RPI 1-25		RPI 26-50		RPI 51-100		RPI 101+		Team's RPI: 176						
RPI S	Opponent	Score	RPI S	Opponent	Score	RPI S	Opponent	Score	RPI S	Opponent	Score			
						77 N	Southern U.	49 69	118 H	Charlotte	58 60			
									122 A	Howard	55 79			
									122 H	Howard	77 83			
									132 A	Norfol k St.	63 75			
									132 H	Norfol k St.	52 47			
									132 N	Norfol k St.	56 69			
									135 H	UNC Wi lming ton	59 74			
									162 A	Ga. Southern	66 76			
									165 A	Hampton	79 64			
									165 H	Hampton	68 64			
									183 A	Coppin St.	37 59			
									245 A	Charleston So.	62 69			
									266 A	Bethune-Cookman	43 40			
									266 H	Bethune-Cookman	60 51			
									276 A	Al abama A&M	66 54			
									278 A	Md. -East. Shore	68 54			
									278 H	Md. -East. Shore	75 63			
									285 N	Marshal l	48 62			
									290 A	Fl ori da A&M	64 60			
									290 H	Fl ori da A&M	65 53			
									290 N	Fl ori da A&M	85 79			
									295 A	Del aware St.	62 49			
									295 H	Del aware St.	62 50			
									315 A	N. C. A&T	76 61			
									315 H	N. C. A&T	66 63			
									317 H	Morgan St.	47 45			
LAST 10 Div						sion I GAMES:								
						132 N	Norfol k St.	56 69	165 A	Hampton	79 64			
						290 N	Fl ori da A&M	85 79	290 H	Fl ori da A&M	65 53			
						315 H	N. C. A&T	66 63	266 H	Bethune-Cookman	60 51			
						278 H	Md. -East. Shore	75 63	122 A	Howard	55 79			
						132 A	Norfol k St.	63 75	295 A	Del aware St.	62 49			

Non-Div	Games: Savannah St.	67	48	Savannah St.	85	59
---------	---------------------	----	----	--------------	----	----

South Carolina St.

Loss, Non-Conf, S Site, H Home A Away N Neutral

Page 239

S
o
u
t
h
C
a
r
o
l
i
n
a
S
t
.

Average RPI Win:		192	WON-LOST	WINNING	LAST 10	STRENGTH OF	OPP. STRENGTH	TEAM	ADJ.	CONF.	ADJ CONF.
Average RPI Loss:		95	RECORD	PCT. RANK	GAMES	SCHEDULE	OF SCHEDULE	RPI	RPI	RPI	RPI
DIV. I ONLY	13- 13	159	3- 7	160	111	159	159	8	8		
DIV. I NON-CONF.	9- 3	35	0- 0	234	213	98	102	7	7		
TOTALS	RPI 1-25	RPI 26-50	W-L RECORDS	RPI 51-100	RPI 150+						
13- 13	0- 2	1- 2	OVERALL	1- 3	9- 4						
7- 6	0- 1	0- 2	HOME	1- 1	5- 1						
5- 7	0- 1	1- 0	AWAY	0- 2	3- 3						
1- 0	0- 0	0- 0	NEUTRAL	0- 0	1- 0						
9- 3	0- 0	0- 1	NON-CONFERENCE	1- 1	6- 1						
5- 1	0- 0	0- 1	HOME	1- 0	3- 0						
3- 2	0- 0	0- 0	AWAY	0- 1	2- 1						
1- 0	0- 0	0- 0	NEUTRAL	0- 0	1- 0						
4- 10	0- 2	1- 1	CONFERENCE	0- 2	3- 3						
2- 5	0- 1	0- 1	HOME	0- 1	2- 1						
2- 5	0- 1	1- 0	AWAY	0- 1	1- 2						
0- 0	0- 0	0- 0	NEUTRAL	0- 0	0- 0						
RPI S Opponent	RPI 1-25	Score	RPI S Opponent	RPI 26-50	Score	RPI S Opponent	RPI 51-100	Score	RPI S Opponent	RPI 101+ Team's RPI: 159	Score
20 A Cincinnati	47	92	28 H Florida	66	90	76 H Miami (Fla.)	76	68	101 H Marquette	54	70
24 H TCU	54	69	38 H Houston	53	56	78 A Louisville	72	85	108 A Boston U.	76	70
			40 A Tulane	69	64	82 A Western Ky.	77	94	118 A Charlotte	46	74
						86 H DePaul	69	74	119 H Manhattan	66	58
									153 A Fla. Atlantic	87	101
									156 A UAB	53	64
									156 H UAB	73	64
									164 N Southern Methodist	79	64
									166 H Memphis	80	61
									168 H St. Louis	77	82
									184 A Southern Miss.	56	78
									240 H IUPUI	90	56
									248 A East Caro.	63	56
									266 H Bethune-Cookman	77	58
									290 A Florida A&M	89	66
									309 A Jacksonville	77	72
									319 H Morris Brown	124	54
LAST 10 Division I GAMES:											
166 H Memphis	80	61	38 H Houston	53	56						
168 H St. Louis	77	82	24 H TCU	54	69						
118 A Charlotte	46	74	20 A Cincinnati	47	92						
248 A East Caro.	63	56	78 A Louisville	72	85						
156 A UAB	53	64	40 A Tulane	69	64						

Through Games of 2002 Final											
Average RPI Win:	262	WON-LOST RECORD	WINNING PCT. RANK	LAST 10 GAMES	STRENGTH OF SCHEDULE	OPP. STRENGTH OF SCHEDULE	TEAM RPI	ADJ. RPI	CONF. RPI	ADJ CONF. RPI	
Average RPI Loss:	123										
DIV. I ONLY	13- 12	143	4- 6	280	232	206	202	19	19		
DIV. I NON-CONF.	5- 3	84	0- 0	297	306	195	195	21	21		

TOTALS	RPI 1-25	RPI 26-50	W-L RECORDS	RPI 51-100	RPI 150+						
13- 12	0- 0	0- 0	OVERALL	0- 5	12- 1						
6- 4	0- 0	0- 0	HOME	0- 2	6- 0						
6- 7	0- 0	0- 0	AWAY	0- 3	5- 1						
1- 1	0- 0	0- 0	NEUTRAL	0- 0	1- 0						
5- 3	0- 0	0- 0	NON-CONFERENCE	0- 1	5- 0						
2- 0	0- 0	0- 0	HOME	0- 0	2- 0						
2- 2	0- 0	0- 0	AWAY	0- 1	2- 0						
1- 1	0- 0	0- 0	NEUTRAL	0- 0	1- 0						
8- 9	0- 0	0- 0	CONFERENCE	0- 4	7- 1						
4- 4	0- 0	0- 0	HOME	0- 2	4- 0						
4- 5	0- 0	0- 0	AWAY	0- 2	3- 1						
0- 0	0- 0	0- 0	NEUTRAL	0- 0	0- 0						

RPI 1-25		RPI 26-50		RPI 51-100		RPI 101+		Team's RPI : 202			
RPI S	Opponent	Score	RPI S	Opponent	Score	RPI S	Opponent	Score			
						75	A Eastern Ky.	73 82	114	A Austin Peay	80 68
						75	H Eastern Ky.	67 94	114	A Austin Peay	67 76
						89	A Mi ssouri	62 80	114	H Austin Peay	73 77
						91	A Tennessee Tech	69 87	124	A Morehead St.	72 79
						91	H Tennessee Tech	77 80	124	H Morehead St.	70 79
									139	A Northern Ill.	63 71
									147	N Montana	63 78
									211	N Tex. A&M-Corp. Chris	70 57
									242	A Tenn. -Martin	64 59
									242	H Tenn. -Martin	61 51
									271	A Murray St.	71 55
									271	H Murray St.	72 64
									281	A Lip scomb	72 58
									282	H Southern Ill.	81 70
									288	A Eastern Ill.	77 68
									288	H Eastern Ill.	79 51
									296	A Tennessee St.	79 88
									296	H Tennessee St.	77 53
									305	H Samford	90 41
									321	A Tex. -Pan American	72 55

LAST 10 Division I GAMES:											
						75	A Eastern Ky.	73 82			
						124	A Morehead St.	72 79			
						91	A Tennessee Tech	69 87			
						296	A Tennessee St.	79 88			
						114	H Austin Peay	73 77			

Non-Div | Games: 1 PFW

86 67

Oakland City

80 66

Mo. Baptist

70 53

Southwest Mo. St.

Average RPI Win: 273				WON-LOST RECORD		WINNING PCT. RANK		LAST 10 GAMES		STRENGTH OF SCHEDULE		OPP. STRENGTH OF SCHEDULE		TEAM RPI		ADJ. RPI		CONF. RPI		ADJ CONF. RPI			
DIV. I ONLY				10- 18		245		5- 5		248		267		252		253		27		26			
DIV. I NON-CONF.				0- 6		309		0- 0		231		126		312		309		27		27			
TOTALS				RPI 1-25		RPI 26-50		W-L RECORDS		RPI 51-100		RPI 150+											
10- 18				0- 0		0- 0		OVERALL		0- 5		10- 10											
6- 4				0- 0		0- 0		HOME		0- 1		6- 2											
4- 13				0- 0		0- 0		AWAY		0- 4		4- 7											
0- 1				0- 0		0- 0		NEUTRAL		0- 0		0- 1											
0- 6				0- 0		0- 0		NON-CONFERENCE		0- 2		0- 3											
0- 0				0- 0		0- 0		HOME		0- 0		0- 0											
0- 5				0- 0		0- 0		AWAY		0- 2		0- 2											
0- 1				0- 0		0- 0		NEUTRAL		0- 0		0- 1											
10- 12				0- 0		0- 0		CONFERENCE		0- 3		10- 7											
6- 4				0- 0		0- 0		HOME		0- 1		6- 2											
4- 8				0- 0		0- 0		AWAY		0- 2		4- 5											
0- 0				0- 0		0- 0		NEUTRAL		0- 0		0- 0											
RPI 1-25				RPI 26-50		RPI 51-100		Team's RPI: 253															
RPI S	Opponent			Score	RPI S	Opponent			Score	RPI S	Opponent			Score	RPI S	Opponent			Score				
										59	A	Oklahoma St.			58	84	121	A	Northwestern St.			72	74
										69	A	Stephen F. Austin			64	73	121	H	Northwestern St.			63	67
										69	A	Stephen F. Austin			53	78	141	A	Texas A&M			56	67
										69	H	Stephen F. Austin			39	57	168	A	St. Louis			55	69
										89	A	Missouri			46	76	177	A	Texas-San Antonio			46	60
																	177	A	Texas-San Antonio			66	63
																	177	H	Texas-San Antonio			57	64
																	198	A	Texas-Arlington			47	64
																	198	H	Texas-Arlington			61	67
																	211	N	Tex. A&M-Corp. Chris			48	97
																	225	A	New Orleans			75	94
																	258	A	Southwest Tex. St.			51	57
																	258	H	Southwest Tex. St.			58	55
																	261	A	Nicholls St.			74	51
																	261	H	Nicholls St.			80	69
																	267	A	La. -Monroe			70	74
																	267	H	La. -Monroe			72	70
																	297	A	Lamar			71	55
																	297	H	Lamar			80	61
																	299	A	McNeese St.			41	46
																	299	H	McNeese St.			85	73
																	307	A	Sam Houston St.			63	58
																	307	H	Sam Houston St.			84	65
LAST 10 Division I GAMES:																							
					69	A	Stephen F. Austin			53	78	267	A	La. -Monroe			70	74					
					177	A	Texas-San Antonio			66	63	121	A	Northwestern St.			72	74					
					261	A	Nicholls St.			74	51	307	H	Sam Houston St.			84	65					
					258	H	Southwest Tex. St.			58	55	297	H	Lamar			80	61					
					177	H	Texas-San Antonio			57	64	198	A	Texas-Arlington			47	64					

Average RPI Win: 166				WON-LOST RECORD		WINNING PCT. RANK		LAST 10 GAMES		STRENGTH OF SCHEDULE		OPP. STRENGTH OF SCHEDULE		TEAM RPI		ADJ. RPI		CONF. RPI		ADJ CONF. RPI		
Average RPI Loss: 46																						
DIV. I ONLY				16- 14		136		5- 5		99		49		98		95		7		7		
DIV. I NON-CONF.				5- 5		146		1- 0		99		14		107		97		6		6		
TOTALS				RPI 1-25		RPI 26-50		W-L RECORDS		RPI 51-100		RPI 150+										
16- 14				0- 5		2- 2		OVERALL		5- 7		9- 0										
9- 4				0- 2		1- 0		HOME		2- 2		6- 0										
6- 8				0- 2		0- 2		AWAY		3- 4		3- 0										
1- 2				0- 1		1- 0		NEUTRAL		0- 1		0- 0										
5- 5				0- 3		1- 1		NON-CONFERENCE		1- 1		3- 0										
3- 1				0- 1		0- 0		HOME		0- 0		3- 0										
1- 3				0- 1		0- 1		AWAY		1- 1		0- 0										
1- 1				0- 1		1- 0		NEUTRAL		0- 0		0- 0										
11- 9				0- 2		1- 1		CONFERENCE		4- 6		6- 0										
6- 3				0- 1		1- 0		HOME		2- 2		3- 0										
5- 5				0- 1		0- 1		AWAY		2- 3		3- 0										
0- 1				0- 0		0- 0		NEUTRAL		0- 1		0- 0										
RPI 1-25				RPI 26-50		RPI 51-100		Team's RPI : 95		RPI 101+												
RPI S	Opponent			Score		RPI S	Opponent			Score		RPI S	Opponent			Score						
1	A	Tennessee	66	106		28	N	Fl ori da	71	68		67	A	Oregon	65	75		167	A	UCLA	67	57
7	A	Stanford	66	78		29	A	Notre Dame	49	62		67	H	Oregon	83	73		167	H	UCLA	71	58
7	H	Stanford	60	78		41	A	Ari zona St.	60	67		72	A	Washi ngton	79	80		185	H	Nevada	86	48
11	N	Texas	64	66		41	H	Ari zona St.	68	49		72	A	Washi ngton	87	97		244	A	Cal i forni a	69	53
25	H	Bri gham Young	73	75								72	H	Washi ngton	63	69		244	H	Cal i forni a	69	58
												73	A	Oregon St.	60	58		280	A	Washi ngton St.	87	66
												73	H	Oregon St.	69	65		280	H	Washi ngton St.	79	38
												73	N	Oregon St.	68	69		306	H	Cal St. Northridge	96	54
												80	A	St. Joseph' s	72	81		317	H	Morgan St.	87	39
												83	A	Ari zona	71	64						
												83	H	Ari zona	74	78						
												93	A	San Franci sco	72	53						
LAST 10 Div sion I GAMES:																						
72	A	Washi ngton	87	97		83	A	Ari zona	71	64												
93	A	San Franci sco	72	53		41	A	Ari zona St.	60	67												
73	N	Oregon St.	68	69		167	H	UCLA	71	58												
244	H	Cal i forni a	69	58		280	H	Washi ngton St.	79	38												
7	H	Stanford	60	78		72	H	Washi ngton	63	69												

Non-Di v I Games:

Southern Cal i forni a

Southern I				Through Games of 2002 Final							
Average RPI Win:		228	WON-LOST	WINNING	LAST 10	STRENGTH OF	OPP. STRENGTH	TEAM	ADJ.	CONF.	ADJ CONF.
Average RPI Loss:		134	RECORD	PCT. RANK	GAMES	SCHEDULE	OF SCHEDULE	RPI	RPI	RPI	RPI
DIV. I ONLY		6- 21	284	2- 8		222	130	281	282	10	10
DIV. I NON-CONF.		4- 5	185	0- 0		296	267	254	256	9	9
<hr/>											
TOTALS		RPI 1-25		RPI 26-50		W-L RECORDS			RPI 51-100		RPI 150+
6- 21		0- 2		0- 2		OVERALL			0- 4		5- 6
4- 8		0- 1		0- 1		HOME			0- 1		3- 2
2- 11		0- 1		0- 1		AWAY			0- 3		2- 2
0- 2		0- 0		0- 0		NEUTRAL			0- 0		0- 2
4- 5		0- 0		0- 0		NON-CONFERENCE			0- 2		4- 3
3- 0		0- 0		0- 0		HOME			0- 0		3- 0
1- 3		0- 0		0- 0		AWAY			0- 2		1- 1
0- 2		0- 0		0- 0		NEUTRAL			0- 0		0- 2
2- 16		0- 2		0- 2		CONFERENCE			0- 2		1- 3
1- 8		0- 1		0- 1		HOME			0- 1		0- 2
1- 8		0- 1		0- 1		AWAY			0- 1		1- 1
0- 0		0- 0		0- 0		NEUTRAL			0- 0		0- 0
<hr/>											
RPI 1-25			RPI 26-50			RPI 51-100			RPI 101+		Team's RPI: 282
RPI S	Opponent	Score	RPI S	Opponent	Score	RPI S	Opponent	Score	RPI S	Opponent	Score
21	A Drake	49 84	47	A Creighton	54 88	91	A Tennessee Tech	75 82	113	A Evansville	63 80
21	H Drake	62 95	47	H Creighton	63 71	92	A Nebraska	47 88	113	H Evansville	49 87
						94	A Southwest Mo. St.	48 86	130	A Bradley	45 63
						94	H Southwest Mo. St.	57 69	130	H Bradley	48 70
									144	A Wichita St.	53 85
									144	H Wichita St.	70 85
									145	A Northern Iowa	42 79
									145	H Northern Iowa	63 55
									168	H St. Louis	57 53
									196	A Indiana St.	49 71
									196	H Indiana St.	65 71
									202	A Southeast Mo. St.	70 81
									227	A Illinois St.	64 51
									227	H Illinois St.	67 69
									242	A Tenn. -Martin	82 67
									278	N Md. -East. Shore	59 62
									288	H Eastern Ill.	76 65
									291	N Winthrop	65 72
									296	H Tennessee St.	71 63
<hr/>											
LAST 10 Division I GAMES:											

Southern Methodist University										Through Games of 2002-11-14																		
Average RPI Win:		183	WON-LOST RECORD		222	WINNING PCT. RANK		5- 5	LAST 10 GAMES		STRENGTH OF SCHEDULE		82	OPP. STRENGTH OF SCHEDULE		105	TEAM RPI		165	ADJ. RPI		164	CONF. RPI		12	ADJ CONF. RPI		12
Average RPI Loss:		97																										
DIV. I ONLY		12- 18	222		5- 5			82	105		165		164	12		12												
DIV. I NON-CONF.		5- 5	146		0- 0			17	53		53		53	11		11												
TOTALS		RPI 1-25	RPI 26-50		W-L RECORDS		RPI 51-100		RPI 150+																			
12- 18		1- 3	0- 1		OVERALL		1- 7		8- 4																			
7- 7		1- 2	0- 0		HOME		1- 3		4- 1																			
2- 8		0- 1	0- 1		AWAY		0- 2		2- 2																			
3- 3		0- 0	0- 0		NEUTRAL		0- 2		2- 1																			
5- 5		1- 1	0- 1		NON-CONFERENCE		1- 2		2- 1																			
3- 2		1- 1	0- 0		HOME		1- 1		1- 0																			
0- 1		0- 0	0- 1		AWAY		0- 0		0- 0																			
2- 2		0- 0	0- 0		NEUTRAL		0- 1		1- 1																			
7- 13		0- 2	0- 0		CONFERENCE		0- 5		6- 3																			
4- 5		0- 1	0- 0		HOME		0- 2		3- 1																			
2- 7		0- 1	0- 0		AWAY		0- 2		2- 2																			
1- 1		0- 0	0- 0		NEUTRAL		0- 1		1- 0																			
RPI 1-25		RPI 26-50		RPI 51-100		RPI 101+		Team's RPI: 164																				
RPI S	Opponent	Score	RPI S	Opponent	Score	RPI S	Opponent	Score	RPI S	Opponent	Score																	
3	H Oklahoma	70 91	49	A North Texas	53 72	52	A Ri ce	52 68	116	A Tul sa	60 62																	
22	A Loui si ana Tech	36 82				52	H Ri ce	59 66	116	H Tul sa	62 76																	
22	H Loui si ana Tech	45 68				52	N Ri ce	57 80	117	N Eastern Mi ch.	83 65																	
25	H Bri gham Young	92 83				53	N Al abama	69 85	128	A San Jose St.	54 61																	
						55	A Hawai i	51 52	128	H San Jose St.	92 87																	
						55	H Hawai i	53 60	159	N South Fla.	64 79																	
						70	H Chattanooga	65 67	162	N Ga. Southern	56 53																	
						87	H Utah	49 48	185	A Nevada	68 70																	
									185	H Nevada	58 56																	
									189	H Western Ill.	57 54																	
									220	A Boi se St.	62 59																	
									220	H Boi se St.	62 56																	
									255	A Fresno St.	63 70																	
									255	H Fresno St.	68 64																	
									302	A UTEP	81 54																	
									302	H UTEP	73 76																	
									302	N UTEP	73 66																	
LAST 10 Division I GAMES:																												
52		N Ri ce	57	80	116		A Tul sa	60	62																			
302		N UTEP	73	66	22		A Loui si ana Tech	36	82																			
255		H Fresno St.	68	64	55		H Hawai i	53	60																			
185		H Nevada	58	56	128		H San Jose St.	92	87																			
52		A Ri ce	52	68	302		A UTEP	81	54																			

Southern Methodist

Southern Methodist

Non-Div I Games:

Southern Methodist

■ Loss, ■ Non-Conf, S Site, H Home A Away N Neutral

Average RPI Win:		181	WON-LOST		WINNING	LAST 10	STRENGTH OF		OPP. STRENGTH	TEAM	ADJ.	CONF.	ADJ CONF.		
Average RPI Loss:		105	RECORD		PCT. RANK	GAMES	SCHEDULE		OF SCHEDULE	RPI	RPI	RPI	RPI		
DIV. I ONLY		10- 17	238		2- 8		113		84	180	184	8	8		
DIV. I NON-CONF.		6- 6	146		0- 0		213		155	171	172	7	7		
TOTALS		RPI 1-25	RPI 26-50		W-L RECORDS		RPI 51-100		RPI 150+						
10- 17		0- 4	0- 3		OVERALL		1- 2		8- 6						
9- 4		0- 1	0- 1		HOME		1- 0		7- 2						
1- 11		0- 3	0- 2		AWAY		0- 1		1- 4						
0- 2		0- 0	0- 0		NEUTRAL		0- 1		0- 0						
6- 6		0- 2	0- 0		NON-CONFERENCE		0- 0		6- 3						
5- 1		0- 0	0- 0		HOME		0- 0		5- 1						
1- 4		0- 2	0- 0		AWAY		0- 0		1- 2						
0- 1		0- 0	0- 0		NEUTRAL		0- 0		0- 0						
4- 11		0- 2	0- 3		CONFERENCE		1- 2		2- 3						
4- 3		0- 1	0- 1		HOME		1- 0		2- 1						
0- 7		0- 1	0- 2		AWAY		0- 1		0- 2						
0- 1		0- 0	0- 0		NEUTRAL		0- 1		0- 0						
RPI 1-25		RPI 26-50		RPI 51-100		RPI 101+		Team's RPI: 184							
RPI	S	Opponent	Score	RPI	S	Opponent	Score	RPI	S	Opponent	Score				
6	A	Purdue	40 80	38	A	Houston	57 65	78	H	Louisville	57 54	101	A	Marquette	59 68
13	A	Texas Tech	34 95	40	A	Tulane	68 69	78	N	Louisville	52 83	118	H	Charlotte	50 47
20	H	Cincinnati	56 65	40	H	Tulane	55 70	86	A	DePaul	72 100	131	N	Kentucky	44 59
24	A	TCU	37 72									154	H	South Ala.	39 62
												156	H	UAB	75 57
												159	H	South Fla.	78 56
												163	A	Grambling	43 61
												165	H	Hampton	55 53
												166	A	Memphis	55 65
												168	A	St. Louis	54 64
												192	H	Jackson St.	53 46
												217	A	Dartmouth	74 72
												225	H	New Orleans	73 69
												234	H	Appalachian St.	61 48
												248	H	East Caro.	54 58
												267	H	La. -Monroe	56 38
												305	A	Samford	61 64
LAST 10 Division I GAMES:															
				78	N	Louisville	52 83	24	A	TCU	37 72				
				118	H	Charlotte	50 47	20	H	Cincinnati	56 65				
				248	H	East Caro.	54 58	78	H	Louisville	57 54				
				40	H	Tulane	55 70	86	A	DePaul	72 100				
				38	A	Houston	57 65	101	A	Marquette	59 68				

Non-Div I Games: Gardner-Webb 58 42

Southern Miss.

Average RPI Win: 235		WON-LOST RECORD	WINNING PCT. RANK	LAST 10 GAMES	STRENGTH OF SCHEDULE	OPP. STRENGTH OF SCHEDULE	TEAM RPI	ADJ. RPI	CONF. RPI	ADJ CONF. RPI
DIV. I ONLY		24- 5	8	8- 2	218	284	73	77	26	27
DIV. I NON-CONF.		4- 4	146	0- 1	163	178	151	153	31	31
TOTALS		RPI 1-25	RPI 26-50	W-L RECORDS	RPI 51-100	RPI 150+				
24- 5		0- 1	0- 0	OVERALL	0- 1	21- 2				
10- 0		0- 0	0- 0	HOME	0- 0	9- 0				
9- 5		0- 1	0- 0	AWAY	0- 1	9- 2				
5- 0		0- 0	0- 0	NEUTRAL	0- 0	3- 0				
4- 4		0- 1	0- 0	NON-CONFERENCE	0- 1	3- 2				
0- 0		0- 0	0- 0	HOME	0- 0	0- 0				
1- 4		0- 1	0- 0	AWAY	0- 1	1- 2				
3- 0		0- 0	0- 0	NEUTRAL	0- 0	2- 0				
20- 1		0- 0	0- 0	CONFERENCE	0- 0	18- 0				
10- 0		0- 0	0- 0	HOME	0- 0	9- 0				
8- 1		0- 0	0- 0	AWAY	0- 0	8- 0				
2- 0		0- 0	0- 0	NEUTRAL	0- 0	1- 0				

RPI 1-25		RPI 26-50		RPI 51-100		Team's RPI: 77		RPI 101+			
RPI	S Opponent	Score	RPI	S Opponent	Score	RPI	S Opponent	Score	RPI	S Opponent	Score
14	A Col orado	61 88				56	A Auburn	46 57	105	N Georgi a Tech	56 47
									136	A Al abama St.	65 66
									136	H Al abama St.	74 61
									136	N Al abama St.	69 56
									154	A South Al a.	58 75
									163	A Grambl ing	71 53
									163	H Grambl ing	80 67
									176	N South Carolina St.	69 49
									192	A Jackson St.	68 61
									192	H Jackson St.	57 46
									192	N Jackson St.	65 63
									222	A Al corn St.	70 61
									222	H Al corn St.	77 55
									246	A American	66 77
									248	A East Caro.	49 41
									276	A Al abama A&M	87 62
									276	H Al abama A&M	90 48
									277	A Texas Southern	84 48
									277	H Texas Southern	74 55
									290	N Fl ori da A&M	53 36
									292	A Prai rie View	54 28
									292	H Prai rie View	67 53
									292	H Prai rie View	69 44
									293	A Ark. -Pine Bl uff	70 29
									293	H Ark. -Pine Bl uff	74 43
									320	A Mi ssi ssi ppi Val .	78 46
									320	H Mi ssi ssi ppi Val .	67 43

LAST 10 Div sion I GAMES:					
14	A Col orado	61 88	292	H Prai rie View	67 53
136	N Al abama St.	69 56	222	A Al corn St.	70 61
192	N Jackson St.	65 63	136	A Al abama St.	65 66
292	H Prai rie View	69 44	276	A Al abama A&M	87 62
277	H Texas Southern	74 55	320	H Mi ssi ssi ppi Val .	67 43

Non-Div I Games: Fayetteville St. 66 52

Tougaloo

84 33

Southern U.

Average RPI Win: 236				WON-LOST RECORD		WINNING PCT. RANK		LAST 10 GAMES		STRENGTH OF SCHEDULE		OPP. STRENGTH OF SCHEDULE		TEAM RPI		ADJ. RPI		CONF. RPI		ADJ CONF. RPI	
Average RPI Loss: 177																					
DIV. I ONLY				8- 17		259		3- 7		264		242		274		274		21		21	
DIV. I NON-CONF.				2- 8		273		0- 0		233		304		288		289		18		18	
TOTALS				RPI 1-25		RPI 26-50		W-L RECORDS		RPI 51-100						RPI 150+					
8- 17				0- 1		0- 0		OVERALL		0- 2						8- 10					
5- 3				0- 0		0- 0		HOME		0- 1						5- 0					
2- 13				0- 1		0- 0		AWAY		0- 1						2- 9					
1- 1				0- 0		0- 0		NEUTRAL		0- 0						1- 1					
2- 8				0- 1		0- 0		NON-CONFERENCE		0- 0						2- 5					
0- 1				0- 0		0- 0		HOME		0- 0						0- 0					
1- 7				0- 1		0- 0		AWAY		0- 0						1- 5					
1- 0				0- 0		0- 0		NEUTRAL		0- 0						1- 0					
6- 9				0- 0		0- 0		CONFERENCE		0- 2						6- 5					
5- 2				0- 0		0- 0		HOME		0- 1						5- 0					
1- 6				0- 0		0- 0		AWAY		0- 1						1- 4					
0- 1				0- 0		0- 0		NEUTRAL		0- 0						0- 1					
RPI 1-25				RPI 26-50		RPI 51-100		RPI 101+		Team's RPI: 274											
RPI S Opponent Score				RPI S Opponent Score		RPI S Opponent Score		RPI S Opponent Score		RPI S Opponent Score											
25 A Bri gham Young 68 78																					

Average RPI Win: 171

WON-LOST

WINNING

LAST 10

STRENGTH OF

OPP. STRENGTH

TEAM

ADJ.

CONF.

ADJ CONF.

Average RPI Loss: 71

RECORD

PCT. RANK

GAMES

SCHEDULE

OF SCHEDULE

RPI

RPI

RPI

RPI

DIV. I ONLY

16- 13

119

6- 4

77

88

95

94

10

10

DIV. I NON-CONF.

4- 6

209

1- 1

40

43

113

110

9

9

TOTALS

RPI 1-25

RPI 26-50

W-L RECORDS

RPI 51-100

RPI 150+

16- 13

0- 3

1- 4

OVERALL

1- 2

8- 0

11- 6

0- 1

1- 2

HOME

1- 1

5- 0

5- 7

0- 2

0- 2

AWAY

0- 1

3- 0

0- 0

0- 0

0- 0

NEUTRAL

0- 0

0- 0

4- 6

0- 1

1- 2

NON-CONFERENCE

1- 2

2- 0

4- 3

0- 0

1- 1

HOME

1- 1

2- 0

0- 3

0- 1

0- 1

AWAY

0- 1

0- 0

0- 0

0- 0

0- 0

NEUTRAL

0- 0

0- 0

12- 7

0- 2

0- 2

CONFERENCE

0- 0

6- 0

7- 3

0- 1

0- 1

HOME

0- 0

3- 0

5- 4

0- 1

0- 1

AWAY

0- 0

3- 0

0- 0

0- 0

0- 0

NEUTRAL

0- 0

0- 0

RPI 1-25

RPI S Opponent

Score

RPI 26-50

RPI S Opponent

Score

RPI 51-100

Team's RPI: 94

RPI S Opponent










Score






RPI 101+























RPI S Opponent

Score















21  Drake 59 
 21  Drake 51 
 24  TCU 44 

26  Arkansas 64 48
 32  Iowa 64 
 40  Tulane 46 
 47  Creighton 47 
 47  Creighton 61 

75  Eastern Ky. 65 
 82  Western Ky. 89 63
 89  Missouri 57 

110  Denver 50 
 113  Evansville 73 63
 113  Evansville 66 54
 130  Bradley 45 
 130  Bradley 82 77
 144  Wichita St. 81 66
 144  Wichita St. 65 60
 144  Wichita St. 44 
 145  Northern Iowa 62 
 145  Northern Iowa 56 55
 168  St. Louis 69 43
 196  Indiana St. 67 63
 196  Indiana St. 64 61
 227  Illinois St. 59 55
 227  Illinois St. 76 63
 258  Southwest Tex. St. 73 42
 282  Southern Ill. 69 57
 282  Southern Ill. 86 48

LAST 10 Division I GAMES:





75  Eastern Ky. 65 
 144  Wichita St. 44 
 145  Northern Iowa 62 
 130  Bradley 45 
 196  Indiana St. 64 61
 227  Illinois St. 76 63
 144  Wichita St. 65 60
 82  Western Ky. 89 63
 282  Southern Ill. 69 57
 113  Evansville 73 63

Southwest Mo. St.

Southwest Mo. St.

Non-Div I Games:

Southwest Mo. St.

 Loss,  Non-Conf, S Site,  Home  Away N Neutral

Average RPI Win:		263		WON-LOST		WINNING		LAST 10		STRENGTH OF		OPP. STRENGTH		TEAM		ADJ.		CONF.		ADJ CONF.	
Average RPI Loss:		179		RECORD		PCT. RANK		GAMES		SCHEDULE		OF SCHEDULE		RPI		RPI		RPI		RPI	
DIV. I ONLY		12- 16		204		3- 7		305		252		253		258		27		26			
DIV. I NON-CONF.		3- 4		197		0- 0		291		158		246		246		27		27			
TOTALS		RPI 1-25		RPI 26-50		W-L RECORDS		RPI 51-100		RPI 150+											
12- 16		0- 1		0- 0		OVERALL		0- 3		11- 11											
8- 5		0- 0		0- 0		HOME		0- 1		7- 4											
4- 11		0- 1		0- 0		AWAY		0- 2		4- 7											
0- 0		0- 0		0- 0		NEUTRAL		0- 0		0- 0											
3- 4		0- 1		0- 0		NON-CONFERENCE		0- 1		3- 2											
2- 1		0- 0		0- 0		HOME		0- 0		2- 1											
1- 3		0- 1		0- 0		AWAY		0- 1		1- 1											
0- 0		0- 0		0- 0		NEUTRAL		0- 0		0- 0											
9- 12		0- 0		0- 0		CONFERENCE		0- 2		8- 9											
6- 4		0- 0		0- 0		HOME		0- 1		5- 3											
3- 8		0- 0		0- 0		AWAY		0- 1		3- 6											
0- 0		0- 0		0- 0		NEUTRAL		0- 0		0- 0											
RPI 1-25		RPI 26-50		RPI 51-100		RPI 101+		Team's RPI: 258													
RPI S	Opponent	Score		RPI S	Opponent	Score		RPI S	Opponent	Score		RPI S	Opponent	Score							
11	A Texas	52 83						69	A Stephen F. Austin	50 79		121	A Northwestern St.	52 67							
								69	H Stephen F. Austin	57 59		121	H Northwestern St.	76 74							
								94	A Southwest Mo. St.	42 73		177	A Texas-San Antonio	46 56							
												177	H Texas-San Antonio	41 56							
												188	A Oral Roberts	67 79							
												198	A Texas-Arlington	66 71							
												198	A Texas-Arlington	64 68							
												198	H Texas-Arlington	46 72							
												211	H Tex. A&M-Corp. Chris	69 66							
												252	H Ark. -Little Rock	71 42							
												253	A Southeastern La.	55 58							
												253	H Southeastern La.	57 51							
												261	A Nicholls St.	62 54							
												261	H Nicholls St.	64 51							
												267	A La. -Monroe	69 72							
												267	H La. -Monroe	59 72							
												273	H La. -Lafayette	61 66							
												297	A Lamar	65 56							
												297	H Lamar	62 55							
												299	A McNeese St.	59 41							
												299	H McNeese St.	54 53							
												302	A UTEP	70 55							
												307	A Sam Houston St.	65 70							
												307	H Sam Houston St.	76 63							
LAST 10 Division I GAMES:																					
198	A Texas-Arlington	64 68		121	H Northwestern St.	76 74		267	H La. -Monroe	59 72		307	A Sam Houston St.	65 70							
177	H Texas-San Antonio	41 56		297	A Lamar	65 56		69	H Stephen F. Austin	57 59											
253	A Southeastern La.	55 58																			
261	A Nicholls St.	62 54																			
177	A Texas-San Antonio	46 56																			

Southwest Tex. St.

Non-Div I Games:

Southwest Tex. St.

Loss,
Non-Conf, S Site,
H Home
A Away
N Neutral

S
t
.
B
o
n
a
v
e
n
t
u
r
e

St. Bonaventure					Through Games Of 2002 Final					
Average RPI Win:		184	WON-LOST	WINNING	LAST 10	STRENGTH OF	OPP. STRENGTH	TEAM	ADJ.	CONF.
Average RPI Loss:		111	RECORD	PCT. RANK	GAMES	SCHEDULE	OF SCHEDULE	RPI	RPI	RPI
DIV. I ONLY		13- 15	183	2- 8	109	145	156	152	16	16
DIV. I NON-CONF.		6- 5	123	0- 0	42	137	76	75	12	12

TOTALS		RPI 1-25	RPI 26-50	W-L RECORDS	RPI 51-100	RPI 150+				
13- 15		0- 0	0- 2	OVERALL	2- 6	9- 6				
9- 4		0- 0	0- 0	HOME	2- 3	6- 1				
3- 10		0- 0	0- 2	AWAY	0- 3	2- 4				
1- 1		0- 0	0- 0	NEUTRAL	0- 0	1- 1				
6- 5		0- 0	0- 2	NON-CONFERENCE	1- 2	3- 0				
4- 1		0- 0	0- 0	HOME	1- 1	2- 0				
1- 4		0- 0	0- 2	AWAY	0- 1	0- 0				
1- 0		0- 0	0- 0	NEUTRAL	0- 0	1- 0				
7- 10		0- 0	0- 0	CONFERENCE	1- 4	6- 6				
5- 3		0- 0	0- 0	HOME	1- 2	4- 1				
2- 6		0- 0	0- 0	AWAY	0- 2	2- 4				
0- 1		0- 0	0- 0	NEUTRAL	0- 0	0- 1				
RPI 1-25					RPI 26-50		RPI 51-100		RPI 101+ Team's RPI: 152	
RPI S	Opponent	Score	RPI S	Opponent	Score	RPI S	Opponent	Score	RPI S	Opponent
42	A New Mexico	46 56	54	H Vermont	50 55	104	A Providence	62 69		
43	A Syracuse	37 74	57	A Siena	56 70	125	A Bucknell	72 59		
			68	H George Washington	60 63	143	H St. Francis (Pa.)	64 52		
			80	A St. Joseph's	40 76	161	A Richmond	95 104		
			80	H St. Joseph's	77 82	170	N Long Island	61 45		
			81	A Temple	54 64	172	A Rhode Island	54 75		
			81	H Temple	83 76	172	H Rhode Island	70 60		
			90	H Kent St.	63 61	175	H Xavier	72 68		
						179	A Duquesne	58 75		
						179	N Duquesne	75 77		
						180	A Massachusetts	46 60		
						180	H Massachusetts	66 71		
						197	H Dayton	85 74		
						237	H Buffalo	56 43		
						239	A Fordham	51 48		
						239	H Fordham	62 60		
						241	H Niagara	76 66		
						284	A La Salle	77 60		
					LAST 10 Division I GAMES:					
			179	N Duquesne	75 77	180	A Massachusetts	46 60		
			80	H St. Joseph's	77 82	172	A Rhode Island	54 75		
			180	H Massachusetts	66 71	179	A Duquesne	58 75		
			161	A Richmond	95 104	68	H George Washington	60 63		
			239	H Fordham	62 60	175	H Xavier	72 68		

S
t
.
B
o
n
a
v
e
n
t
u
r
e

St. Francis (N.Y.) Through Games of 2002-2003 Final											
Average RPI Win: 290		WON-LOST	WINNING	LAST 10	STRENGTH OF	OPP. STRENGTH	TEAM	ADJ.	CONF.	ADJ CONF.	
Average RPI Loss: 223		RECORD	PCT. RANK	GAMES	SCHEDULE	OF SCHEDULE	RPI	RPI	RPI	RPI	
DIV. I ONLY		5- 22	293	2- 8	313		320	313	312	30	30
DIV. I NON-CONF.		2- 7	265	0- 0	320		308	320	320	30	30
<hr/>											
TOTALS		RPI 1-25		RPI 26-50	W-L RECORDS		RPI 51-100		RPI 150+		
5- 22		0- 0		0- 0	OVERALL		0- 0		5- 20		
2- 10		0- 0		0- 0	HOME		0- 0		2- 9		
3- 11		0- 0		0- 0	AWAY		0- 0		3- 10		
0- 1		0- 0		0- 0	NEUTRAL		0- 0		0- 1		
2- 7		0- 0		0- 0	NON-CONFERENCE		0- 0		2- 7		
0- 3		0- 0		0- 0	HOME		0- 0		0- 3		
2- 3		0- 0		0- 0	AWAY		0- 0		2- 3		
0- 1		0- 0		0- 0	NEUTRAL		0- 0		0- 1		
3- 15		0- 0		0- 0	CONFERENCE		0- 0		3- 13		
2- 7		0- 0		0- 0	HOME		0- 0		2- 6		
1- 8		0- 0		0- 0	AWAY		0- 0		1- 7		
0- 0		0- 0		0- 0	NEUTRAL		0- 0		0- 0		
<hr/>											
RPI 1-25		RPI 26-50		RPI 51-100		RPI 101+		Team's RPI: 312			
RPI S	Opponent	Score	RPI S	Opponent	Score	RPI S	Opponent	Score	RPI S	Opponent	Score
							143	A St. Francis (Pa.)	48	76	
							143	H St. Francis (Pa.)	65	84	
							170	A Long Island	59	74	
							170	H Long Isl and	57	70	
							186	A Sacred Heart	63	84	
							186	H Sacred Heart	24	60	
							195	A Long Beach St.	58	106	
							201	A Wagner	44	66	
							201	H Wagner	74	83	
							204	H Cornell	54	65	
							205	A Monmouth	58	89	
							205	H Monmouth	70	78	
							214	A Qui nni pi ac	67	80	
							247	H UMBC	47	65	
							249	A Fai rleigh Di cki nson	78	88	
							249	H Fai rleigh Di cki nson	76	51	
							262	H Mt. St. Mary's	71	82	
							264	H Princeton	80	89	
							268	A Iona	57	74	
							283	H St. John's (N.Y.)	52	68	
							284	A La Salle	90	87	
							294	A Army	64	83	
							298	A Al bany (N.Y.)	66	63	
							300	N UMKC	49	76	
							303	A Central Conn. St.	65	54	
							314	A Robert Morris	77	90	
							314	H Robert Morris	71	65	
LAST 10 Division I GAMES:											
							262	H Mt. St. Mary's	71	82	
							247	H UMBC	47	65	
							170	A Long Island	59	74	
							249	H Fai rleigh Di cki nson	76	51	
							143	A St. Francis (Pa.)	48	76	
							314	A Robert Morris	77	90	
							205	H Monmouth	70	78	
							303	A Central Conn. St.	65	54	
							214	A Qui nni pi ac	67	80	
							186	A Sacred Heart	63	84	

S
t
.
F
r
a
n
c
i
s
(
N
.
Y
.)

S
t
.
F
r
a
n
c
i
s
(
N
.
Y
.)

Non-Div I Games:

St. Francis (N. Y.)

Loss, Non-Conf, S Site, H Home A Away N Neutral

S
t
.
F
r
a
n
c
i
s
(
P
a
.)

St. Francis (Pa.)					Through Games Of 2002 Final						
Average RPI Win:		243	WON-LOST	WINNING	LAST 10	STRENGTH OF	OPP. STRENGTH	TEAM	ADJ.	CONF.	ADJ CONF.
Average RPI Loss:		140	RECORD	PCT. RANK	GAMES	SCHEDULE	OF SCHEDULE	RPI	RPI	RPI	RPI
DIV. I ONLY		19- 12	84	7- 3		196	254	143	143	30	30
DIV. I NON-CONF.		2- 8	273	0- 1		45	79	182	181	30	30

TOTALS		RPI 1-25	RPI 26-50	W-L RECORDS		RPI 51-100		RPI 150+			
19- 12		0- 3	0- 0	OVERALL		0- 0		18- 7			
10- 3		0- 1	0- 0	HOME		0- 0		10- 1			
7- 9		0- 2	0- 0	AWAY		0- 0		7- 6			
2- 0		0- 0	0- 0	NEUTRAL		0- 0		1- 0			
2- 8		0- 3	0- 0	NON-CONFERENCE		0- 0		1- 3			
1- 2		0- 1	0- 0	HOME		0- 0		1- 0			
0- 6		0- 2	0- 0	AWAY		0- 0		0- 3			
1- 0		0- 0	0- 0	NEUTRAL		0- 0		0- 0			
17- 4		0- 0	0- 0	CONFERENCE		0- 0		17- 4			
9- 1		0- 0	0- 0	HOME		0- 0		9- 1			
7- 3		0- 0	0- 0	AWAY		0- 0		7- 3			
1- 0		0- 0	0- 0	NEUTRAL		0- 0		1- 0			

RPI 1-25			RPI 26-50			RPI 51-100			RPI 101+ Team's RPI: 143		
RPI S	Opponent		Score	RPI S	Opponent		Score	RPI S	Opponent		Score
2	A	Connecticut	37 86					122	N	Howard	87 67
18	H	Penn St.	40 79					125	A	Bucknell	50 67
20	A	Cincinnati	49 76					127	H	Miami (Ohio)	80 93
								152	A	St. Bonaventure	52 64
								170	A	Long Island	86 63
								170	H	Long Island	66 81
								170	H	Long Island	74 53
								175	A	Xavier	65 79
								186	A	Sacred Heart	64 68
								191	A	Pittsburgh	71 81
								201	A	Wagner	58 56
								201	N	Wagner	74 55
								205	H	Monmouth	68 43
								214	A	Quinnipiac	84 81
								214	H	Quinnipiac	73 61
								241	H	Niagara	75 59
								247	A	UMBC	65 71
								247	H	UMBC	57 45
								249	H	Fairleigh Dickinson	68 59
								262	A	Mt. St. Mary's	52 64
								262	A	Mt. St. Mary's	60 50
								262	H	Mt. St. Mary's	82 69
								303	A	Central Conn. St.	63 40
								303	H	Central Conn. St.	61 40
								312	A	St. Francis (N.Y.)	84 65
								312	H	St. Francis (N.Y.)	76 48
								314	A	Robert Morris	83 80
								314	H	Robert Morris	82 54

LAST 10 Division I GAMES:											
								249	H	Fairleigh Dickinson	68 59
								201	A	Wagner	58 56
								186	A	Sacred Heart	64 68
								312	H	St. Francis (N.Y.)	76 48
								170	H	Long Island	66 81

S
t
.
F
r
a
n
c
i
s
(
P
a
.)

Non-Div I Games:

St. Francis (Pa.)

St. John's (N.Y.) Through Games of 2002 Final															
Average RPI Win:		237	WON-LOST RECORD		WINNING PCT. RANK	LAST 10 GAMES		STRENGTH OF SCHEDULE	OPP. STRENGTH OF SCHEDULE	TEAM RPI	ADJ. RPI	CONF. RPI	ADJ. CONF. RPI		
Average RPI Loss:		122													
DIV. I ONLY		3- 24	306		0- 10		120		94		280		283	5	5
DIV. I NON-CONF.		3- 8	255		0- 0		272		301		289		290	5	5
<hr/>															
TOTALS		RPI 1-25		RPI 26-50		W-L RECORDS		RPI 51-100		RPI 150+					
3- 24		0- 2		0- 6		OVERALL		0- 2		2- 9					
0- 11		0- 1		0- 2		HOME		0- 1		0- 3					
1- 12		0- 1		0- 4		AWAY		0- 0		1- 6					
2- 1		0- 0		0- 0		NEUTRAL		0- 1		1- 0					
3- 8		0- 0		0- 0		NON-CONFERENCE		0- 1		2- 6					
0- 3		0- 0		0- 0		HOME		0- 0		0- 2					
1- 4		0- 0		0- 0		AWAY		0- 0		1- 4					
2- 1		0- 0		0- 0		NEUTRAL		0- 1		1- 0					
0- 16		0- 2		0- 6		CONFERENCE		0- 1		0- 3					
0- 8		0- 1		0- 2		HOME		0- 1		0- 1					
0- 8		0- 1		0- 4		AWAY		0- 0		0- 2					
0- 0		0- 0		0- 0		NEUTRAL		0- 0		0- 0					
<hr/>															
RPI 1-25		RPI 26-50		RPI 51-100		RPI 101+		Team's RPI : 283							
RPI S	Opponent	Score		RPI S	Opponent	Score		RPI S	Opponent	Score		RPI S	Opponent	Score	
2	A Connecticut	28 88		27	A Virginia Tech	50 69		67	N Oregon	52 75		104	H Providence	51 62	
2	H Connecticut	43 84		29	A Notre Dame	31 66		76	H Miami (Fla.)	51 68		106	A Seton Hall	46 74	
				30	A Boston College	45 73						107	H Rutgers	62 67	
				30	H Boston College	43 85						136	N Alabama St.	83 63	
				36	H Villanova	45 61						148	H West Virginia	47 69	
				43	A Syracuse	60 80						149	H Stony Brook	51 65	
												171	A Georgetown	54 63	
												171	H Georgetown	53 60	
												191	A Pittsburgh	45 77	
												203	A Ill. -Chicago	52 65	
												216	A Marist	49 75	
												239	H Fordham	41 62	
												249	A Fairleigh Dickinson	52 82	
												256	H Hofstra	34 61	
												262	N Mt. St. Mary's	74 60	
												284	A La Salle	53 57	
												312	A St. Francis (N.Y.)	68 52	
<hr/>															
				LAST 10 Division I GAMES:											
				43	A Syracuse	60 80		104	H Providence	51 62					
				30	H Boston College	43 85		148	H West Virginia	47 69					
				171	H Georgetown	53 60		107	H Rutgers	62 67					
				29	A Notre Dame	31 66		171	A Georgetown	54 63					
				191	A Pittsburgh	45 77		76	H Miami (Fla.)	51 68					

St. John's (N.Y.)

St. John's (N.Y.)

Non-Div I Games:

St. John's (N. Y.)

Loss, Non-Conf, S Site, H Home A Away N Neutral

St. Joseph's

Through Games Of 2002 Final

Average RPI Win:	179	WON-LOST	WINNING	LAST 10	STRENGTH OF	OPP. STRENGTH	TEAM	ADJ.	CONF.	ADJ CONF.
Average RPI Loss:	84	RECORD	PCT. RANK	GAMES	SCHEDULE	OF SCHEDULE	RPI	RPI	RPI	RPI

DIV. I ONLY	24- 8	31	8- 2	215	116	82	80	16	16
DIV. I NON-CONF.	10- 3	32	1- 1	183	108	63	62	12	12

TOTALS	RPI 1-25	RPI 26-50	W-L RECORDS	RPI 51-100	RPI 150+
24- 8	0- 0	1- 1	OVERALL	2- 5	19- 1
13- 2	0- 0	0- 1	HOME	2- 1	10- 0
8- 6	0- 0	1- 0	AWAY	0- 4	6- 1
3- 0	0- 0	0- 0	NEUTRAL	0- 0	3- 0
10- 3	0- 0	1- 1	NON-CONFERENCE	2- 1	5- 0
6- 1	0- 0	0- 1	HOME	2- 0	3- 0
3- 2	0- 0	1- 0	AWAY	0- 1	1- 0
1- 0	0- 0	0- 0	NEUTRAL	0- 0	1- 0
14- 5	0- 0	0- 0	CONFERENCE	0- 4	14- 1
7- 1	0- 0	0- 0	HOME	0- 1	7- 0
5- 4	0- 0	0- 0	AWAY	0- 3	5- 1
2- 0	0- 0	0- 0	NEUTRAL	0- 0	2- 0

RPI 1-25			RPI 26-50			RPI 51-100			RPI 101+		
RPI	S	Opponent	Score	RPI	S	Opponent	Score	RPI	S	Opponent	Score
30	H	Boston College	73 78	54	A	Vermont	55 60	103	A	Florida St.	45 72
36	A	Villanova	68 62	57	H	Siena	84 55	107	H	Rutgers	64 58
				68	A	George Washington	62 68	108	A	Boston U.	59 47
				81	A	Temple	65 77	152	A	St. Bonaventure	82 77
				81	A	Temple	58 63	152	H	St. Bonaventure	76 40
				81	H	Temple	59 66	161	H	Richmond	87 66
				95	H	Southern California	81 72	171	H	Georgetown	89 51
								172	A	Rhode Island	71 68
								172	H	Rhode Island	77 67
								175	A	Xavier	61 75
								175	N	Xavier	90 80
								179	H	Duquesne	78 58
								180	A	Massachusetts	54 48
								180	H	Massachusetts	73 50
								187	A	Pennsylvania	81 57
								190	H	Drexel	69 56
								197	A	Dayton	56 48
								239	A	Fordham	75 50
								239	H	Fordham	59 54
								239	N	Fordham	70 48
								284	H	La Salle	72 54
								313	N	Akron	85 52
								317	H	Morgan St.	99 51
LAST 10 Division I GAMES:											
54	A	Vermont	55 60	152	A	St. Bonaventure	82 77				
57	H	Siena	84 55	284	H	La Salle	72 54				
81	A	Temple	58 63	180	H	Massachusetts	73 50				
175	N	Xavier	90 80	172	H	Rhode Island	77 67				
239	N	Fordham	70 48	197	A	Dayton	56 48				

LAST 10 Div sion I GAMES:			
54	A Vermont	55	60
57	H Siena	84	55
81	A Temple	58	63
175	N Xavi er	90	80
239	N Fordham	70	48
152	A St. Bonaventure	82	77
284	H La Salle	72	54
180	H Massachusetts	73	50
172	H Rhode Isl and	77	67
197	A Dayton	56	48

Non-Di v I Games: St. Joseph's

St. Louis

Through Games Of 2002 Final

Average RPI Win: 198

Average RPI Loss: 99

WON-LOST RECORD

WINNING PCT. RANK

LAST 10 GAMES

STRENGTH OF SCHEDULE

OPP. STRENGTH OF SCHEDULE

TEAM RPI

ADJ. RPI

CONF. RPI

ADJ CONF. RPI

DIV. I ONLY

DIV. I NON-CONF.

14- 15

7- 6

167

137

4- 6

0- 0

168

259

114

239

166

193

168

191

8

7

8

7

TOTALS

RPI 1-25

RPI 26-50

W-L RECORDS

RPI 51-100

RPI 150+

14- 15

0- 4

1- 1

OVERALL

1- 3

11- 3

8- 5

0- 1

1- 1

HOME

0- 1

7- 1

4- 9

0- 2

0- 0

AWAY

1- 2

3- 2

2- 1

0- 1

0- 0

NEUTRAL

0- 0

1- 0

7- 6

0- 1

0- 0

NON-CONFERENCE

0- 2

7- 1

5- 1

0- 0

0- 0

HOME

0- 1

5- 0

1- 5

0- 1

0- 0

AWAY

0- 1

1- 1

1- 0

0- 0

0- 0

NEUTRAL

0- 0

1- 0

7- 9

0- 3

1- 1

CONFERENCE

1- 1

4- 2

3- 4

0- 1

1- 1

HOME

0- 0

2- 1

3- 4

0- 1

0- 0

AWAY

1- 1

2- 1

1- 1

0- 1

0- 0

NEUTRAL

0- 0

0- 0

RPI 1-25

RPI 26-50

RPI 51-100

RPI 101+ Team's RPI: 168

RPI S Opponent Score

RPI S Opponent Score

RPI S Opponent Score

RPI S Opponent Score

20 A Cincinnati 55 56

21 A Drake 51 73

24 H TCU 66 75

24 N TCU 57 68

38 H Houston 71 79

40 H Tulane 57 56

78 A Louisville 60 63

86 A DePaul 50 48

89 H Missouri 53 64

94 A Southwest Mo. St. 43 69

101 A Marquette 50 65

101 N Marquette 43 40

114 A Austin Peay 61 78

118 H Charlotte 48 66

147 A Montana 56 73

156 A UAB 51 47

159 A South Fla. 82 77

166 A Memphis 54 77

166 H Memphis 55 64

184 H Southern Mi ss. 64 54

193 H Kansas 73 61

197 A Dayton 52 49

248 H East Caro. 88 68

253 H Southeastern La. 69 55

279 N Idaho 55 45

281 H Lipscomb 67 62

282 A Southern Ill. 53 57

297 H Lamar 71 41

300 H UMKC 61 43

LAST 10 Division I GAMES:

24 N TCU 57 68

101 N Marquette 43 40

156 A UAB 51 47

159 A South Fla. 82 77

24 H TCU 66 75

38 H Houston 71 79

78 A Louisville 60 63

20 A Cincinnati 55 56

248 H East Caro. 88 68

118 H Charlotte 48 66

St. Louis

Non-Div I Games:

St. Louis

Loss,

Non-Conf,S Site,

H Home

A Away

N Neutral

Page 256

Non-Div I Games:

St. Louis

Average RPI Win:

166

Average RPI Loss:

77

WON-LOST
RECORDWINNING
PCT. RANKLAST 10
GAMESSTRENGTH OF
SCHEDULEOPP. STRENGTH
OF SCHEDULETEAM
RPIADJ.
RPICONF.
RPIADJ CONF.
RPI

DIV. I ONLY

16- 13

119

6- 4

91

91

99

100

9

9

DIV. I NON-CONF.

6- 7

168

0- 1

184

128

170

167

10

10

TOTALS

RPI 1-25

RPI 26-50

W-L RECORDS

RPI 51-100

RPI 150+

16- 13

0- 0

2- 4

OVERALL

2- 6

8- 0

9- 3

0- 0

2- 0

HOME

1- 3

4- 0

5- 8

0- 0

0- 3

AWAY

1- 3

3- 0

2- 2

0- 0

0- 1

NEUTRAL

0- 0

1- 0

6- 7

0- 0

0- 1

NON-CONFERENCE

0- 4

4- 0

3- 2

0- 0

0- 0

HOME

0- 2

2- 0

2- 4

0- 0

0- 1

AWAY

0- 2

1- 0

1- 1

0- 0

0- 0

NEUTRAL

0- 0

1- 0

10- 6

0- 0

2- 3

CONFERENCE

2- 2

4- 0

6- 1

0- 0

2- 0

HOME

1- 1

2- 0

3- 4

0- 0

0- 2

AWAY

1- 1

2- 0

1- 1

0- 0

0- 1

NEUTRAL

0- 0

0- 0

RPI 1-25

RPI S Opponent Score

RPI 26-50

RPI S Opponent Score

RPI 51-100 Team's RPI: 100

RPI S Opponent Score

RPI 101+

RPI S Opponent Score

35 A UC Santa Barb. 61 84

37 A Pepperdine 73 80

37 H Pepperdine 78 69

48 A Santa Clara 90 93

48 H Santa Clara 84 76

48 N Santa Clara 84 87

67 A Oregon 61 72

71 H Illinois 53 66

72 H Washington 55 62

84 A Wis.-Milwaukee 51 67

93 A San Francisco 67 74

93 H San Francisco 79 73

99 A Loyola Marymount 77 69

99 H Loyola Marymount 79 81

101 A Marquette 58 62

103 N Florida St. 57 78

128 A San Jose St. 93 73

146 A Portland 75 80

146 H Portland 72 53

146 N Portland 68 49

149 H Stony Brook 73 46

173 A San Diego 70 60

173 H San Diego 87 65

197 N Dayton 73 65

230 A Gonzaga 73 64

230 H Gonzaga 69 49

244 A California 53 50

255 H Fresno St. 68 66

310 H Sacramento St. 88 51

LAST 10 Division I GAMES:

67 A Oregon 61 72

48 N Santa Clara 84 87

146 N Portland 68 49

146 A Portland 75 80

230 A Gonzaga 73 64

48 H Santa Clara 84 76

173 H San Diego 87 65

37 H Pepperdine 78 69

99 H Loyola Marymount 79 81

173 A San Diego 70 60

St. Mary's (Cal.)

St. Mary's (Cal.)

Non-Div I Games:

St. Mary's (Cal.)

Loss,
Non-Conf, S Site,
H Home
A Away
N Neutral

Average RPI Win:	188	WON-LOST RECORD	WINNING PCT. RANK	LAST 10 GAMES	STRENGTH OF SCHEDULE	OPP. STRENGTH OF SCHEDULE	TEAM RPI	ADJ. RPI	CONF. RPI	ADJ CONF. RPI
Average RPI Loss:	80									
DIV. I ONLY	25- 6	14	8- 2	119	172	40	44	17	17	
DIV. I NON-CONF.	7- 3	52	0- 1	71	116	39	41	17	17	
TOTALS	RPI 1-25	RPI 26-50	W-L RECORDS	RPI 51-100	RPI 150+					
25- 6	0- 2	0- 1	OVERALL	3- 2	19- 1					
12- 2	0- 1	0- 0	HOME	2- 1	9- 0					
10- 3	0- 0	0- 1	AWAY	0- 1	9- 1					
3- 1	0- 1	0- 0	NEUTRAL	1- 0	1- 0					
7- 3	0- 2	0- 1	NON-CONFERENCE	2- 0	5- 0					
4- 1	0- 1	0- 0	HOME	2- 0	2- 0					
3- 1	0- 0	0- 1	AWAY	0- 0	3- 0					
0- 1	0- 1	0- 0	NEUTRAL	0- 0	0- 0					
18- 3	0- 0	0- 0	CONFERENCE	1- 2	14- 1					
8- 1	0- 0	0- 0	HOME	0- 1	7- 0					
7- 2	0- 0	0- 0	AWAY	0- 1	6- 1					
3- 0	0- 0	0- 0	NEUTRAL	1- 0	1- 0					
RPI S Opponent Score	RPI 1-25	RPI 26-50 Team's RPI: 44	RPI S Opponent Score	RPI 51-100	RPI S Opponent Score	RPI 101+	RPI S Opponent Score			
13 H Texas Tech 68 75			41 A Arizona St. 67 72	54 H Vermont 61 54	119 A Manhattan 62 59					
20 N Cincinnati 63 76				57 A Siena 69 85	119 H Manhattan 71 57					
				57 H Siena 70 75	119 N Manhattan 54 50					
				57 N Siena 83 71	158 A Fairfield 62 55					
				90 H Kent St. 56 50	158 H Fairfield 77 64					
					161 H Richmond 89 82					
					180 A Massachusetts 56 52					
					182 A Canisius 82 75					
					182 H Canisius 81 63					
					183 H Coppin St. 80 45					
					205 A Monmouth 65 64					
					216 A Marist 66 51					
					216 H Marist 67 40					
					231 A Loyola (Md.) 74 66					
					231 H Loyola (Md.) 80 42					
					231 N Loyola (Md.) 70 56					
					241 A Niagara 80 64					
					241 H Niagara 78 56					
					268 A Iona 79 68					
					268 H Iona 80 48					
					289 A Rider 62 72					
					289 H Rider 61 57					
					313 A Akron 85 57					
			LAST 10 Division I GAMES:							
			20 N Cincinnati 63 76	57 A Siena 69 85						
			57 N Siena 83 71	289 H Rider 61 57						
			119 N Manhattan 54 50	216 A Marist 66 51						
			231 N Loyola (Md.) 70 56	231 H Loyola (Md.) 80 42						
			158 H Fairfield 77 64	268 H Iona 80 48						

St. Peter's

St. Peter's

Non-Div I Games:

St. Peter's

Loss,
Non-Conf, S Site,
H Home
A Away
N Neutral

Standard				WON-LOST		WINNING		LAST 10		STRENGTH OF		OPP. STRENGTH		TEAM		ADJ.		CONF.		ADJ CONF.		
Average RPI Win: 104				RECORD		PCT. RANK		GAMES		SCHEDULE		OF SCHEDULE		RPI		RPI		RPI		RPI		
Average RPI Loss: 19																						
DIV. I ONLY				32- 3		2		8- 2		44		44		7		7		7		7		
DIV. I NON-CONF.				12- 2		11		2- 1		10		5		4		3		6		6		
TOTALS				RPI 1-25		RPI 26-50		W-L RECORDS		RPI 51-100		RPI 150+										
32- 3				2- 2		7- 1		OVERALL		14- 0		8- 0										
15- 1				0- 1		5- 0		HOME		7- 0		3- 0										
13- 0				0- 0		2- 0		AWAY		6- 0		4- 0										
4- 2				2- 1		0- 1		NEUTRAL		1- 0		1- 0										
12- 2				2- 2		5- 0		NON-CONFERENCE		3- 0		1- 0										
6- 1				0- 1		4- 0		HOME		2- 0		0- 0										
4- 0				0- 0		1- 0		AWAY		1- 0		1- 0										
2- 1				2- 1		0- 0		NEUTRAL		0- 0		0- 0										
20- 1				0- 0		2- 1		CONFERENCE		11- 0		7- 0										
9- 0				0- 0		1- 0		HOME		5- 0		3- 0										
9- 0				0- 0		1- 0		AWAY		5- 0		3- 0										
2- 1				0- 0		0- 1		NEUTRAL		1- 0		1- 0										
RPI 1-25				Team's RPI: 7		RPI 26-50		RPI 51-100		RPI 101+												
RPI	S	Opponent	Score		RPI	S	Opponent	Score		RPI	S	Opponent	Score		RPI	S	Opponent	Score				
1	H	Tennessee	62	68	35	H	UC Santa Barb.	87	64	55	A	Hawai i	71	60	107	A	Rutgers	50	46			
14	N	Col orado	59	62	37	A	Pepperdi ne	75	63	67	A	Oregon	77	72	167	A	UCLA	98	80			
18	N	Penn St.	90	68	40	H	Tul ane	77	55	67	H	Oregon	91	76	167	H	UCLA	81	50			
19	N	Min nesota	96	65	41	A	Ari zona St.	75	66	72	A	Washi ngton	75	67	167	N	UCLA	96	61			
					41	H	Ari zona St.	62	48	72	H	Washi ngton	81	65	239	A	Fordham	81	55			
					41	N	Ari zona St.	63	70	73	A	Oregon St.	89	67	244	A	Cal i forni a	79	51			
					48	H	Santa Cl ara	94	62	73	H	Oregon St.	91	54	244	H	Cal i forni a	79	52			
					50	H	Indi ana	87	72	73	N	Oregon St.	71	55	280	A	Washi ngton St.	104	57			
										83	A	Ari zona	81	57	280	H	Washi ngton St.	76	50			
										83	H	Ari zona	76	62								
										88	H	Weber St.	76	51								
										93	H	San Franci sco	103	72								
										95	A	Southern	78	60								
												Cal i forni a										
										95	H	Southern	78	66								
												Cal i forni a										
LAST 10 Div sion I GAMES:																						
					14	N	Col orado	59	62			167	N	UCLA	96	61						
					40	H	Tul ane	77	55			167	A	UCLA	98	80						
					88	H	Weber St.	76	51			95	A	Southern Cal i forni a	78	60						
					41	N	Ari zona St.	63	70			280	H	Washi ngton St.	76	50						
					73	N	Oregon St.	71	55			72	H	Washi ngton	81	65						

Stanford

Non-Di v I Games:

Stanford

Loss,
Non-Conf, S Site,
H Home
A Away
N Neutral

Stetson				Through Games Of 2002 Final							
Average RPI Win:		215	WON-LOST RECORD	WINNING PCT. RANK	LAST 10 GAMES	STRENGTH OF SCHEDULE	OPP. STRENGTH OF SCHEDULE	TEAM RPI	ADJ. RPI	CONF. RPI	ADJ CONF. RPI
DIV. I ONLY		13- 15	183	5- 5		210	282	207	209	24	24
DIV. I NON-CONF.		0- 6	309	0- 0		160	288	305	304	24	24
<hr/>											
TOTALS		RPI 1-25		RPI 26-50	W-L RECORDS		RPI 51-100			RPI 150+	
13- 15		0- 0		0- 0	OVERALL		0- 0			12- 11	
8- 7		0- 0		0- 0	HOME		0- 0			7- 5	
4- 7		0- 0		0- 0	AWAY		0- 0			4- 6	
1- 1		0- 0		0- 0	NEUTRAL		0- 0			1- 0	
0- 6		0- 0		0- 0	NON-CONFERENCE		0- 0			0- 4	
0- 5		0- 0		0- 0	HOME		0- 0			0- 3	
0- 1		0- 0		0- 0	AWAY		0- 0			0- 1	
0- 0		0- 0		0- 0	NEUTRAL		0- 0			0- 0	
13- 9		0- 0		0- 0	CONFERENCE		0- 0			12- 7	
8- 2		0- 0		0- 0	HOME		0- 0			7- 2	
4- 6		0- 0		0- 0	AWAY		0- 0			4- 5	
1- 1		0- 0		0- 0	NEUTRAL		0- 0			1- 0	
<hr/>											
RPI 1-25		RPI 26-50		RPI 51-100		RPI 101+ Team's RPI : 209					
RPI S	Opponent	Score	RPI S	Opponent	Score	RPI S	Opponent	Score	RPI S	Opponent	Score
							109 A	Georgi a St.	59	73	
							109 H	Georgi a St.	75	70	
							109 N	Georgi a St.	53	63	
							115 H	Maine	62	78	
							119 H	Manhattan	63	66	
							153 A	Fla. Atlantic	49	80	
							153 H	Fla. Atlantic	83	76	
							162 H	Ga. Southern	52	64	
							178 A	Bel mont	87	81	
							178 H	Bel mont	48	76	
							181 A	UCF	60	55	
							181 H	UCF	60	48	
							181 N	UCF	67	61	
							200 A	Col . of Charleston	67	77	
							204 H	Cornell	63	73	
							206 A	Mercer	90	81	
							206 H	Mercer	66	64	
							218 A	Campbel l	67	81	
							218 H	Campbel l	66	53	
							224 A	Troy St.	68	78	
							224 H	Troy St.	64	74	
							259 A	Jacksonville St.	63	101	
							259 H	Jacksonville St.	68	60	
							266 H	Bethune-Cookman	65	77	
							305 A	Samford	63	67	
							305 H	Samford	61	48	
							309 A	Jacksonville	70	47	
							309 H	Jacksonville	54	39	
<hr/>											
LAST 10 Division I GAMES:											
							109 N	Georgi a St.	53	63	
							181 N	UCF	67	61	
							206 H	Mercer	66	64	
							224 H	Troy St.	64	74	
							181 A	UCF	60	55	
							153 A	Fla. Atlantic	49	80	
							218 H	Campbel l	66	53	
							109 H	Georgi a St.	75	70	
							259 A	Jacksonville St.	63	101	
							305 A	Samford	63	67	

Non-Div I Games: P. R. -Mayaguez 67 65

Stetson

Loss, Non-Conf, S Site, H Home A Away N Neutral

[illegible]

Stony Brook

S
t
o
n
y
B
r
o
o
k

Non-Div I Games:

Stony Brook

Loss, Non-Conf, S Site, H Home A Away N Neutral

Syracuse

Average RPI Win: 121
Average RPI Loss: 43

WON-LOST
RECORD

WINNING
PCT. RANK

LAST 10
GAMES

STRENGTH OF
SCHEDULE

OPP. STRENGTH
OF SCHEDULE

TEAM
RPI

ADJ.
RPI

CONF.
RPI

ADJ CONF.
RPI

DIV. I ONLY

18- 13

106

4- 6

25

46

44

43

5

5

DIV. I NON-CONF.

7- 5

103

0- 1

22

59

34

34

5

5

TOTALS

RPI 1-25

RPI 26-50

W-L RECORDS

RPI 51-100

RPI 150+

18- 13

1- 3

4- 5

OVERALL

2- 4

6- 0

10- 3

0- 1

2- 0

HOME

2- 2

3- 0

6- 8

1- 1

1- 4

AWAY

0- 2

3- 0

2- 2

0- 1

1- 1

NEUTRAL

0- 0

0- 0

7- 5

1- 2

1- 0

NON-CONFERENCE

2- 3

3- 0

3- 2

0- 0

0- 0

HOME

2- 2

1- 0

4- 2

1- 1

1- 0

AWAY

0- 1

2- 0

0- 1

0- 1

0- 0

NEUTRAL

0- 0

0- 0

11- 8

0- 1

3- 5

CONFERENCE

0- 1

3- 0

7- 1

0- 1

2- 0

HOME

0- 0

2- 0

2- 6

0- 0

0- 4

AWAY

0- 1

1- 0

2- 1

0- 0

1- 1

NEUTRAL

0- 0

0- 0

RPI 1-25

RPI 26-50

Team's RPI: 43

RPI 51-100

RPI 101+

RPI	S	Opponent	Score
2	H	Connecticut	55 85
8	A	South Carolina	58 76
20	A	Cincinnati	70 68
21	N	Drake	69 87

RPI	S	Opponent	Score
27	A	Virginia Tech	56 62
27	H	Virginia Tech	75 59
29	A	Notre Dame	46 71
29	N	Notre Dame	84 79
30	A	Boston College	63 73
30	N	Boston College	48 67
36	A	Villanova	62 66
36	H	Villanova	61 53
37	A	Pepperdine	75 58

RPI	S	Opponent	Score
51	H	Michigan	76 84
54	H	Vermont	81 66
56	A	Auburn	55 58
65	H	Harvard	78 66
76	A	Miami (Fla.)	71 75
93	H	San Francisco	56 61

RPI	S	Opponent	Score
104	A	Providence	70 80
104	H	Providence	81 52
106	A	Seton Hall	59 56
107	H	Rutgers	68 51
148	H	West Virginia	74 46
148	N	West Virginia	80 60
152	H	St. Bonaventure	74 37
171	H	Georgetown	89 61
191	A	Pittsburgh	75 71
195	A	Long Beach St.	76 70
283	H	St. John's (N.Y.)	80 60
306	A	Cal St. Northridge	80 57

LAST 10 Division I GAMES:

21	N	Drake	69 87	148	H	West Virginia	74 46
30	N	Boston College	48 67	30	A	Boston College	63 73
29	N	Notre Dame	84 79	36	A	Villanova	62 66
148	N	West Virginia	80 60	2	H	Connecticut	55 85
283	H	St. John's (N.Y.)	80 60	104	A	Providence	70 80

Non-Div I Games:

Syracuse

Loss, Non-Conf, S Site, H Home A Away N Neutral

Average RPI Win: 139		WON-LOST	WINNING	LAST 10	STRENGTH OF	OPP. STRENGTH	TEAM	ADJ.	CONF.	ADJ CONF.
Average RPI Loss: 42		RECORD	PCT. RANK	GAMES	SCHEDULE	OF SCHEDULE	RPI	RPI	RPI	RPI
DIV. I ONLY		24- 7	19	7- 3	64	63	23	24	8	8
DIV. I NON-CONF.		11- 4	42	1- 1	117	26	43	40	7	7
<hr/>										
TOTALS		RPI 1-25		RPI 26-50	W-L RECORDS		RPI 51-100		RPI 150+	
24- 7		1- 3		5- 2	OVERALL		3- 1		12- 0	
15- 2		1- 1		3- 1	HOME		3- 0		5- 0	
7- 3		0- 2		1- 0	AWAY		0- 0		6- 0	
2- 2		0- 0		1- 1	NEUTRAL		0- 1		1- 0	
11- 4		0- 3		3- 0	NON-CONFERENCE		1- 1		5- 0	
9- 1		0- 1		2- 0	HOME		1- 0		4- 0	
1- 2		0- 2		0- 0	AWAY		0- 0		1- 0	
1- 1		0- 0		1- 0	NEUTRAL		0- 1		0- 0	
13- 3		1- 0		2- 2	CONFERENCE		2- 0		7- 0	
6- 1		1- 0		1- 1	HOME		2- 0		1- 0	
6- 1		0- 0		1- 0	AWAY		0- 0		5- 0	
1- 1		0- 0		0- 1	NEUTRAL		0- 0		1- 0	
<hr/>										
RPI 1-25		Team's RPI: 24		RPI 26-50		RPI 51-100		RPI 101+		
RPI S	Opponent	Score		RPI S	Opponent	Score		RPI S	Opponent	Score
3	A Oklahoma	60	76	26	H Arkansas	60	58	67	N Oregon	63 75
4	A Duke	66	76	38	A Houston	61	49	78	H Louisville	57 50
20	H Cincinnati	73	57	38	H Houston	78	53	86	H DePaul	76 72
25	H Brigham Young	71	74	40	H Tulane	59	63	94	H Southwest Mo. St.	77 44
				40	N Tulane	76	80			
				48	H Santa Clara	76	66			
				50	N Indiana	55	45			
<hr/>										
				LAST 10 Division I GAMES:						
				4	A Duke	66	76	86	H DePaul	76 72
				50	N Indiana	55	45	168	A St. Louis	75 66
				40	N Tulane	76	80	166	A Memphis	65 59
				168	N St. Louis	68	57	40	H Tulane	59 63
				101	H Marquette	72	57	184	H Southern Miss.	72 37

TCU

Non-Div I Games:

TCU

Loss,
Non-Conf, S Site,
H Home
A Away
N Neutral

Average RPI Win: 163
Average RPI Loss: 93

WON-LOST
RECORD

WINNING
PCT. RANK

LAST 10
GAMES

STRENGTH OF
SCHEDULE

OPP. STRENGTH
OF SCHEDULE

TEAM
RPI

ADJ.
RPI

CONF.
RPI

ADJ CONF.
RPI

DIV. I ONLY
DIV. I NON-CONF.

20- 11
5- 7

68
204

7- 3
0- 1

115
90

86
7

81
131

81
129

16
12

16
12

TOTALS

RPI 1-25

RPI 26-50

W-L RECORDS

RPI 51-100

RPI 150+

20- 11

0- 3

1- 1

OVERALL

4- 1

14- 3

14- 3

0- 1

1- 0

HOME

3- 0

10- 1

6- 8

0- 2

0- 1

AWAY

1- 1

4- 2

0- 0

0- 0

0- 0

NEUTRAL

0- 0

0- 0

5- 7

0- 3

1- 1

NON-CONFERENCE

1- 0

2- 0

4- 2

0- 1

1- 0

HOME

1- 0

2- 0

1- 5

0- 2

0- 1

AWAY

0- 0

0- 0

0- 0

0- 0

0- 0

NEUTRAL

0- 0

0- 0

15- 4

0- 0

0- 0

CONFERENCE

3- 1

12- 3

10- 1

0- 0

0- 0

HOME

2- 0

8- 1

5- 3

0- 0

0- 0

AWAY

1- 1

4- 2

0- 0

0- 0

0- 0

NEUTRAL

0- 0

0- 0

RPI 1-25

RPI 26-50

RPI 51-100 Team's RPI: 81

RPI 101+

RPI S Opponent Score
5 H Vanderbilt 74 84
8 A South Carolina 65 68
16 A Iowa St. 57 72

RPI S Opponent Score
36 H Villanova 43 35
48 A Santa Clara 66 86

RPI S Opponent Score
68 A George Washington 53 54
80 A St. Joseph's 66 59
80 H St. Joseph's 77 65
80 H St. Joseph's 63 58
96 H Mississippi 84 69

RPI S Opponent Score
106 A Seton Hall 44 58
107 A Rutgers 56 51
113 H Evansville 70 76
131 A Kentucky 55 64
152 A St. Bonaventure 76 83
152 H St. Bonaventure 64 54
161 H Richmond 69 63
172 A Rhode Island 60 58
172 H Rhode Island 66 51
175 A Xavier 60 52
179 H Duquesne 77 59
179 H Duquesne 78 50
180 A Massachusetts 67 57
180 H Massachusetts 56 64
180 H Massachusetts 67 61
187 H Pennsylvani a 66 60
197 A Dayton 83 88
239 A Fordham 73 59
239 H Fordham 59 41
278 H Md. -East. Shore 84 38
284 H La Salle 71 61

LAST 10 Division I GAMES:

16 A Iowa St. 57 72
80 H St. Joseph's 63 58
180 H Massachusetts 67 61
179 H Duquesne 78 50
284 H La Salle 71 61

239 A Fordham 73 59
172 H Rhode Island 66 51
180 H Massachusetts 56 64
175 A Xavier 60 52
197 A Dayton 83 88

Non-Div I Games:

Temple

Loss, Non-Conf, S Site, H Home A Away N Neutral

Average RPI Win:	202	WON-LOST	WINNING	LAST 10	STRENGTH OF	OPP. STRENGTH	TEAM	ADJ.	CONF.	ADJ CONF.
Average RPI Loss:	152	RECORD	PCT. RANK	GAMES	SCHEDULE	OF SCHEDULE	RPI	RPI	RPI	RPI
DIV. I ONLY	7- 20	277	4- 6	132	216	244	242	19	19	
DIV. I NON-CONF.	1- 9	302	0- 0	102	185	265	263	21	21	

TOTALS	RPI 1-25	RPI 26-50	W-L RECORDS	RPI 51-100	RPI 150+
7- 20	0- 2	0- 1	OVERALL	2- 2	4- 7
5- 6	0- 0	0- 0	HOME	2- 0	3- 2
2- 13	0- 2	0- 1	AWAY	0- 2	1- 5
0- 1	0- 0	0- 0	NEUTRAL	0- 0	0- 0
1- 9	0- 2	0- 1	NON-CONFERENCE	0- 0	1- 2
0- 3	0- 0	0- 0	HOME	0- 0	0- 1
1- 5	0- 2	0- 1	AWAY	0- 0	1- 1
0- 1	0- 0	0- 0	NEUTRAL	0- 0	0- 0
6- 11	0- 0	0- 0	CONFERENCE	2- 2	3- 5
5- 3	0- 0	0- 0	HOME	2- 0	3- 1
1- 8	0- 0	0- 0	AWAY	0- 2	0- 4
0- 0	0- 0	0- 0	NEUTRAL	0- 0	0- 0

RPI S	RPI 1-25	Score	RPI S	RPI 26-50	Score	RPI S	RPI 51-100	Score	RPI S	RPI 101+	Team's RPI: 242
17	A North Carolina	67 90	46	A UNLV	68 91	75	A Eastern Ky.	77 90	113	H Evansville	67 86
23	A LSU	47 95				75	H Eastern Ky.	82 78	114	A Austin Peay	81 76
						91	A Tennessee Tech	71 81	114	H Austin Peay	60 72
						91	H Tennessee Tech	58 52	121	N Northwestern St.	58 59
									124	A Morehead St.	79 90
									124	A Morehead St.	66 90
									124	H Morehead St.	82 91
									126	A Middle Tenn.	55 73
									145	H Northern Iowa	53 69
									202	A Southeast Mo. St.	51 61
									202	H Southeast Mo. St.	59 64
									251	A Ohio	87 97
									271	A Murray St.	65 66
									271	H Murray St.	66 50
									281	A Lipscomb	75 60
									282	H Southern Ill.	67 82
									288	A Eastern Ill.	63 66
									288	H Eastern Ill.	76 71
									296	A Tennessee St.	55 68
									296	H Tennessee St.	74 55
LAST 10 Division I GAMES:											
124	A Morehead St.	66 90	91	H Tennessee Tech	58 52						
75	H Eastern Ky.	82 78	296	H Tennessee St.	74 55						
124	H Morehead St.	82 91	271	H Murray St.	66 50						
288	A Eastern Ill.	63 66	114	H Austin Peay	60 72						
202	A Southeast Mo. St.	51 61	124	A Morehead St.	79 90						

Non-Div I Games: Lees-McRae 87 55

Tenn. -Martin

Average RPI Win: 49		WON-LOST RECORD		WINNING PCT. RANK		LAST 10 GAMES		STRENGTH OF SCHEDULE		OPP. STRENGTH OF SCHEDULE		TEAM RPI		ADJ. RPI		CONF. RPI		ADJ CONF. RPI				
DIV. I ONLY		29- 5		5		8- 2		1		2		1		1		1		1				
DIV. I NON-CONF.		14- 3		23		3- 1		1		6		2		2		1		1				
TOTALS		RPI 1-25		RPI 26-50		W-L RECORDS		RPI 51-100		RPI 150+												
29- 5		9- 5		7- 0		OVERALL		10- 0		1- 0												
12- 2		4- 2		3- 0		HOME		3- 0		0- 0												
12- 1		2- 1		3- 0		AWAY		6- 0		1- 0												
5- 2		3- 2		1- 0		NEUTRAL		1- 0		0- 0												
14- 3		5- 3		2- 0		NON-CONFERENCE		5- 0		1- 0												
5- 2		2- 2		1- 0		HOME		1- 0		0- 0												
6- 0		1- 0		1- 0		AWAY		3- 0		1- 0												
3- 1		2- 1		0- 0		NEUTRAL		1- 0		0- 0												
15- 2		4- 2		5- 0		CONFERENCE		5- 0		0- 0												
7- 0		2- 0		2- 0		HOME		2- 0		0- 0												
6- 1		1- 1		2- 0		AWAY		3- 0		0- 0												
2- 1		1- 1		1- 0		NEUTRAL		0- 0		0- 0												
RPI 1-25		Team's RPI: 1		RPI 26-50		RPI 51-100		RPI 101+														
RPI	S	Opponent	Score	RPI	S	Opponent	Score	RPI	S	Opponent	Score	RPI	S	Opponent	Score							
2	H	Connecti cut	72 86	26	H	Arkansas	93 65	53	H	Al abama	82 57	109	H	Georgi a St.	98 68							
2	N	Connecti cut	56 79	28	A	Fl ori da	88 64	56	A	Auburn	66 53	131	H	Kentucky	89 64							
4	N	Duke	89 68	28	H	Fl ori da	86 66	56	H	Auburn	71 50	166	A	Memphi s	92 66							
5	A	Vanderbil t	59 76	29	H	Notre Dame	89 50	60	A	Mi ssi ssi ppi St.	80 78											
5	H	Vanderbil t	75 68	30	A	Boston Col lege	75 66	63	N	North Caroli na St.	93 56											
5	N	Vanderbil t	68 63	31	A	Georgi a	52 50	68	A	George Washi ngton	88 57											
7	A	Stanford	68 62	31	N	Georgi a	81 67	70	A	Chattanooga	97 57											
8	A	South Caroli na	80 61					86	A	DePaul	80 66											
11	H	Texas	66 69					95	H	Southern Cal i forni a	106 66											
12	H	Ol d Domi ni on	74 62					96	A	Mi ssi ssi ppi	86 69											
22	H	Loui si ana Tech	90 75																			
23	H	LSU	79 67																			
23	N	LSU	80 81																			
25	N	Bri gham Young	68 57																			
LAST 10 Di v							si on I GAMES:															
2 N Connecti cut							56 79	23 N LSU							80 81							
5 N Vanderbil t							68 63	31 N Georgi a							81 67							
25 N Bri gham Young							68 57	131 H Kentucky							89 64							
29 H Notre Dame							89 50	96 A Mi ssi ssi ppi							86 69							
109 H Georgi a St.							98 68	5 H Vanderbil t							75 68							

Tennessee

Non-Div I Games:

Tennessee

Loss,
Non-Conf, S Site,
H Home
A Away
N Neutral

Average RPI Win:		242	WON-LOST		WINNING	LAST 10		STRENGTH OF		OPP. STRENGTH	TEAM	ADJ.	CONF.	ADJ CONF.	
Average RPI Loss:		159	RECORD		PCT. RANK	GAMES		SCHEDULE		OF SCHEDULE	RPI	RPI	RPI	RPI	
DIV. I ONLY		3- 22			302	1- 9		151		226	298	296	19	19	
DIV. I NON-CONF.		1- 8			298	0- 0		114		255	269	267	21	21	
TOTALS		RPI 1-25			RPI 26-50	W-L RECORDS		RPI 51-100				RPI 150+			
3- 22		0- 0			0- 0	OVERALL		0- 7				3- 9			
3- 9		0- 0			0- 0	HOME		0- 3				3- 3			
0- 11		0- 0			0- 0	AWAY		0- 4				0- 5			
0- 2		0- 0			0- 0	NEUTRAL		0- 0				0- 1			
1- 8		0- 0			0- 0	NON-CONFERENCE		0- 3				1- 3			
1- 3		0- 0			0- 0	HOME		0- 1				1- 1			
0- 3		0- 0			0- 0	AWAY		0- 2				0- 1			
0- 2		0- 0			0- 0	NEUTRAL		0- 0				0- 1			
2- 14		0- 0			0- 0	CONFERENCE		0- 4				2- 6			
2- 6		0- 0			0- 0	HOME		0- 2				2- 2			
0- 8		0- 0			0- 0	AWAY		0- 2				0- 4			
0- 0		0- 0			0- 0	NEUTRAL		0- 0				0- 0			
RPI 1-25				RPI 26-50				RPI 51-100				RPI 101+		Team's RPI: 296	
RPI S	Opponent	Score		RPI S	Opponent	Score		RPI S	Opponent	Score		RPI S	Opponent	Score	
								56	A Auburn	46	96	114	A Austin Peay	70 80	
								70	A Chattanooga	62	98	114	H Austin Peay	52 62	
								70	H Chattanooga	67	87	118	N Charlotte	40 56	
								75	A Eastern Ky.	71	91	124	A Morehead St.	62 80	
								75	H Eastern Ky.	68	84	124	H Morehead St.	74 84	
								91	A Tennessee Tech	46	75	126	H Middle Tenn.	57 77	
								91	H Tennessee Tech	54	71	178	H Belmont	60 83	
												202	A Southeast Mo. St.	53 77	
												202	H Southeast Mo. St.	88 79	
												233	N Cleveland St.	79 92	
												242	A Tenn. -Martin	55 74	
												242	H Tenn. -Martin	68 55	
												271	A Murray St.	51 63	
												271	H Murray St.	58 66	
												281	H Lipscomb	74 72	
												282	A Southern Ill.	63 71	
												288	A Eastern Ill.	65 83	
												288	H Eastern Ill.	62 74	
LAST 10 Division I GAMES:															
				288	A Eastern Ill.	65	83	271	A Murray St.	51	63				
				91	A Tennessee Tech	46	75	288	H Eastern Ill.	62	74				
				114	H Austin Peay	52	62	202	H Southeast Mo. St.	88	79				
				75	H Eastern Ky.	68	84	124	H Morehead St.	74	84				
				242	A Tenn. -Martin	55	74	91	H Tennessee Tech	54	71				

Tennessee St.

Non-Div I Games:

Tennessee St.

Loss,
Non-Conf, S Site,
H Home
A Away
N Neutral

Average RPI Win:	269	WON-LOST	WINNING	LAST 10	STRENGTH OF	OPP. STRENGTH	TEAM	ADJ.	CONF.	ADJ CONF.
Average RPI Loss:	126	RECORD	PCT. RANK	GAMES	SCHEDULE	OF SCHEDULE	RPI	RPI	RPI	RPI
DIV. I ONLY	13- 12	143	5- 3	286	263	212	211	32	32	
DIV. I NON-CONF.	8- 11	203	1- 2	166	221	180	183	32	32	

TOTALS	RPI 1-25	RPI 26-50	W-L RECORDS	RPI 51-100	RPI 150+
13- 12	0- 1	0- 3	OVERALL	0- 2	12- 5
9- 2	0- 0	0- 0	HOME	0- 1	8- 0
3- 8	0- 1	0- 3	AWAY	0- 1	3- 3
1- 2	0- 0	0- 0	NEUTRAL	0- 0	1- 2
8- 11	0- 1	0- 3	NON-CONFERENCE	0- 2	7- 4
6- 2	0- 0	0- 0	HOME	0- 1	5- 0
1- 7	0- 1	0- 3	AWAY	0- 1	1- 2
1- 2	0- 0	0- 0	NEUTRAL	0- 0	1- 2
5- 1	0- 0	0- 0	CONFERENCE	0- 0	5- 1
3- 0	0- 0	0- 0	HOME	0- 0	3- 0
2- 1	0- 0	0- 0	AWAY	0- 0	2- 1
0- 0	0- 0	0- 0	NEUTRAL	0- 0	0- 0

RPI 1-25				RPI 26-50				RPI 51-100				RPI 101+				Team's RPI: 211	
RPI	S	Opponent	Score	RPI	S	Opponent	Score	RPI	S	Opponent	Score	RPI	S	Opponent	Score		
24	A	TCU	56 62	38	A	Houston	50 78	52	H	Rice	59 66	110	H	Denver	71 70		
				46	A	UNLV	64 82	92	A	Nebraska	58 76	129	H	Montana St.	61 72		
				49	A	North Texas	62 88					154	N	South Ala.	62 64		
												181	A	UCF	80 87		
												198	A	Texas-Arlington	56 43		
												202	N	Southeast Mo. St.	57 70		
												206	H	Mercer	70 53		
												253	N	Southeastern La.	97 48		
												258	A	Southwest Tex. St.	66 69		
												271	H	Murray St.	66 52		
												281	A	Lipscomb	61 65		
												281	H	Lipscomb	76 53		
												292	H	Prairie View	62 47		
												302	H	UTEP	69 32		
												307	H	Sam Houston St.	92 56		
												318	A	Centenary (La.)	84 56		
												318	H	Centenary (La.)	84 51		
												321	A	Tex. -Pan American	71 59		
												321	H	Tex. -Pan American	83 69		
LAST 10 Division I GAMES:																	
321	A	Tex. -Pan American	71 59	198	A	Texas-Arlington	56 43										
318	A	Centenary (La.)	84 56	281	H	Lipscomb	76 53										
49	A	North Texas	62 88	38	A	Houston	50 78										
321	H	Tex. -Pan American	83 69	318	H	Centenary (La.)	84 51										
281	A	Lipscomb	61 65	292	H	Prairie View	62 47										

Tex. A & M - Corp. Chris

Tex. A & M - Corp. Chris

Texas Tech American Football														
Average RPI Win:		310	WON-LOST RECORD		WINNING PCT. RANK	LAST 10 GAMES		STRENGTH OF SCHEDULE		OPP. STRENGTH OF SCHEDULE	TEAM RPI	ADJ. RPI	CONF. RPI	ADJ. CONF. RPI
Average RPI Loss:		209												
DIV. I ONLY		2- 20	312		1- 7		320		264		321	321	32	32
DIV. I NON-CONF.		1- 15	307		0- 3		299		233		319	319	32	32

TOTALS		RPI 1-25	RPI 26-50		W-L RECORDS		RPI 51-100		RPI 150+					
2- 20		0- 0	0- 1		OVERALL		0- 1		2- 17					
0- 9		0- 0	0- 0		HOME		0- 0		0- 9					
2- 10		0- 0	0- 1		AWAY		0- 1		2- 7					
0- 1		0- 0	0- 0		NEUTRAL		0- 0		0- 1					
1- 15		0- 0	0- 1		NON-CONFERENCE		0- 1		1- 12					
0- 6		0- 0	0- 0		HOME		0- 0		0- 6					
1- 8		0- 0	0- 1		AWAY		0- 1		1- 5					
0- 1		0- 0	0- 0		NEUTRAL		0- 0		0- 1					
1- 5		0- 0	0- 0		CONFERENCE		0- 0		1- 5					
0- 3		0- 0	0- 0		HOME		0- 0		0- 3					
1- 2		0- 0	0- 0		AWAY		0- 0		1- 2					
0- 0		0- 0	0- 0		NEUTRAL		0- 0		0- 0					

RPI 1-25		RPI 26-50		RPI 51-100		RPI 101+		Team's RPI: 321						
RPI S	Opponent	Score	RPI S	Opponent	Score	RPI S	Opponent	Score	RPI S	Opponent	Score			
32	A Iowa	38 86	88	A Weber St.	60 85	142	A Wyomi ng	69 94	156	N UAB	75 102			
						172	A Rhode Isl and	43 72	174	H Arkansas St.	70 97			
						188	H Oral Roberts	63 74	194	A Loyola (Ill.)	51 76			
						202	H Southeast Mo. St.	55 72	207	H New Mexico St.	44 64			
						208	A Chi cago St.	39 60	211	A Tex. A&M-Corp.	69 83			
							Chris		211	H Tex. A&M-Corp.	59 71			
							Chris		252	H Ark. -Little Rock	52 71			
						273	A La. -Lafayette	61 70	281	A Li pscomb	66 81			
						281	H Li pscomb	56 68	297	A Lamar	47 71			
						302	A UTEP	74 59	302	H UTEP	62 80			
						318	A Centenary (La.)	69 58	318	H Centenary (La.)	79 83			

LAST 10 Division I GAMES:														
211	H Tex. A&M-Corp.	Chris 59 71	172	A Rhode Isl and	43 72									
281	A Li pscomb	66 81	281	H Li pscomb	56 68									
211	A Tex. A&M-Corp.	Chris 69 83	207	H New Mexico St.	44 64									
174	H Arkansas St.	70 97	273	A La. -Lafayette	61 70									
318	A Centenary (La.)	69 58	318	H Centenary (La.)	79 83									

T
e
x
.
-
P
a
n
A
m
e
r
i
c
a
n

T
e
x
.
-
P
a
n
A
m
e
r
i
c
a
n

Non-Di v I	Games: Tex.	A&M-Ki ngs	70	55	Gardner-Webb	71	63	Gardner-Webb	69	61	St. Mary's (Tex.)	67	80	Pan American
------------	-------------	------------	----	----	--------------	----	----	--------------	----	----	-------------------	----	----	--------------

Loss, Non-Conf, S Site, H Home A Away N Neutral

T
e
x
.
-
P
a
n
A
m
e
r
i
c
a
n

T
e
x
.
-
P
a
n
A
m
e
r
i
c
a
n

Page 272

Texas

Through Games Of 2002 Final															
Texas				WON-LOST		WINNING		LAST 10		STRENGTH OF					
Average RPI Win: 91				RECORD		PCT. RANK		GAMES		SCHEDULE					
Average RPI Loss: 29										OPP. STRENGTH OF SCHEDULE					
				TEAM RPI		ADJ. RPI		CONF. RPI		ADJ CONF. RPI					
DIV. I ONLY				22- 10	55	7- 3	6	7	13	11	2				
DIV. I NON-CONF.				11- 3	28	3- 1	12	35	10	10	2				
TOTALS				RPI 1-25	RPI 26-50	W-L RECORDS		RPI 51-100	RPI 150+						
22- 10				7- 8	3- 0	OVERALL		6- 1	5- 0						
14- 3				5- 3	2- 0	HOME		3- 0	3- 0						
5- 4				2- 3	0- 0	AWAY		2- 0	1- 0						
3- 3				0- 2	1- 0	NEUTRAL		1- 1	1- 0						
11- 3				3- 2	3- 0	NON-CONFERENCE		2- 1	3- 0						
8- 1				2- 1	2- 0	HOME		1- 0	3- 0						
1- 0				1- 0	0- 0	AWAY		0- 0	0- 0						
2- 2				0- 1	1- 0	NEUTRAL		1- 1	0- 0						
11- 7				4- 6	0- 0	CONFERENCE		4- 0	2- 0						
6- 2				3- 2	0- 0	HOME		2- 0	0- 0						
4- 4				1- 3	0- 0	AWAY		2- 0	1- 0						
1- 1				0- 1	0- 0	NEUTRAL		0- 0	1- 0						
RPI 1-25 Team's RPI: 11				RPI 26-50				RPI 51-100				RPI 101+			
RPI	S	Opponent	Score	RPI	S	Opponent	Score	RPI	S	Opponent	Score	RPI	S	Opponent	Score
1	A	Tennessee	69 66	33	N	Wisconsin	75 70	59	A	Oklahoma St.	77 64	141	A	Texas A&M	65 70
3	A	Oklahoma	69 89	35	H	UC Santa Barb.	76 60	59	H	Oklahoma St.	90 56	141	H	Texas A&M	91 63
3	H	Oklahoma	68 62	42	H	New Mexico	71 58	62	H	Wis.-Green Bay	60 55	193	A	Kansas	61 46
4	N	Duke	46 62					76	N	Miami (Fla.)	55 57	193	N	Kansas	63 61
9	H	Kansas St.	76 80					89	H	Missouri	73 51	251	H	Ohio	87 66
9	N	Kansas St.	63 79					92	A	Nebraska	61 54	258	H	Southwest Tex. St.	83 52
10	A	Baylor	69 76					95	N	Southern California	66 64	297	H	Lamar	80 47
10	H	Baylor	70 80												
13	A	Texas Tech	49 61												
13	H	Texas Tech	87 83												
14	A	Colorado	70 68												
16	H	Iowa St.	66 65												
18	H	Penn St.	65 67												
23	H	LSU	65 63												
25	H	Brigham Young	90 74												
LAST 10 Division I GAMES:															
4 N Duke 46 62								193 A Kansas 61 46							
35 H UC Santa Barb. 76 60								141 H Texas A&M 91 63							
62 H Wis.-Green Bay 60 55								3 H Oklahoma 68 62							
9 N Kansas St. 63 79								10 A Baylor 69 76							
193 N Kansas 63 61								1 A Tennessee 69 66							

Texas

Non-Div I Games:

Texas

Loss, Non-Conf, S Site, H Home A Away N Neutral

Average RPI Win: 178

Average RPI Loss: 68

WON-LOST
RECORDWINNING
PCT. RANKLAST 10
GAMESSTRENGTH OF
SCHEDULEOPP. STRENGTH
OF SCHEDULETEAM
RPIADJ.
RPICONF.
RPIADJ CONF.
RPI

DIV. I ONLY

13- 16

193

3- 7

114

34

140

141

2

2

DIV. I NON-CONF.

8- 4

59

0- 0

311

249

197

199

2

2

TOTALS

RPI 1-25

RPI 26-50

W-L RECORDS

RPI 51-100

RPI 150+

13- 16

2- 9

1- 0

OVERALL

2- 3

8- 3

8- 7

2- 4

1- 0

HOME

1- 1

4- 1

3- 7

0- 5

0- 0

AWAY

1- 1

2- 1

2- 2

0- 0

0- 0

NEUTRAL

0- 1

2- 1

8- 4

0- 0

1- 0

NON-CONFERENCE

0- 0

7- 3

5- 2

0- 0

1- 0

HOME

0- 0

4- 1

1- 1

0- 0

0- 0

AWAY

0- 0

1- 1

2- 1

0- 0

0- 0

NEUTRAL

0- 0

2- 1

5- 12

2- 9

0- 0

CONFERENCE

2- 3

1- 0

3- 5

2- 4

0- 0

HOME

1- 1

0- 0

2- 6

0- 5

0- 0

AWAY

1- 1

1- 0

0- 1

0- 0

0- 0

NEUTRAL

0- 1

0- 0

RPI 1-25

RPI 26-50

RPI 51-100

RPI 101+

Team's RPI: 141

RPI	S	Opponent	Score
3	A	Oklahoma	51 67
3	H	Oklahoma	40 72
9	H	Kansas St.	61 66
10	A	Baylor	61 95
10	H	Baylor	68 81
11	A	Texas	63 91
11	H	Texas	70 65
13	A	Texas Tech	64 95
13	H	Texas Tech	55 77
14	A	Colorado	70 88
16	H	Iowa St.	88 71

RPI	S	Opponent	Score
38	H	Houston	75 69

RPI	S	Opponent	Score
59	A	Oklahoma St.	70 65
59	H	Oklahoma St.	49 62
59	N	Oklahoma St.	76 92
89	H	Missouri	85 61
92	A	Nebraska	73 77

RPI	S	Opponent	Score
118	H	Charlotte	50 54
166	H	Memphis	59 62
193	A	Kansas	58 51
214	N	Quinnipiac	76 72
250	N	Portland St.	78 80
252	A	Ark.-Little Rock	68 80
253	H	Southeastern La.	67 56
275	H	Wright St.	89 65
277	H	Texas Southern	83 48
280	N	Washington St.	71 56
301	A	Brown	75 65
307	H	Sam Houston St.	84 71

LAST 10 Division I GAMES:

59	N	Oklahoma St.	76 92	10	H	Baylor	68 81
59	H	Oklahoma St.	49 62	3	A	Oklahoma	51 67
11	A	Texas	63 91	59	A	Oklahoma St.	70 65
13	A	Texas Tech	64 95	11	H	Texas	70 65
89	H	Missouri	85 61	13	H	Texas Tech	55 77

Non-Div I Games:

Texas A&M

Loss,
 Non-Conf, S Site,
 H Home
A Away
 N Neutral

Texas Southern														
Average RPI Win:		278	WON-LOST RECORD		WINNING PCT. RANK	LAST 10 GAMES		STRENGTH OF SCHEDULE		OPP. STRENGTH OF SCHEDULE	TEAM RPI	ADJ. RPI	CONF. RPI	ADJ CONF. RPI
Average RPI Loss:		179												
DIV. I ONLY		9- 17	248		4- 6	281		298		278	277	26	27	
DIV. I NON-CONF.		3- 4	197		0- 0	298		237		258	258	31	31	
TOTALS		RPI 1-25	RPI 26-50		W-L RECORDS		RPI 51-100		RPI 150+					
9- 17		0- 0	0- 0		OVERALL		0- 3		9- 10					
5- 6		0- 0	0- 0		HOME		0- 1		5- 4					
4- 11		0- 0	0- 0		AWAY		0- 2		4- 6					
0- 0		0- 0	0- 0		NEUTRAL		0- 0		0- 0					
3- 4		0- 0	0- 0		NON-CONFERENCE		0- 1		3- 2					
2- 0		0- 0	0- 0		HOME		0- 0		2- 0					
1- 4		0- 0	0- 0		AWAY		0- 1		1- 2					
0- 0		0- 0	0- 0		NEUTRAL		0- 0		0- 0					
6- 13		0- 0	0- 0		CONFERENCE		0- 2		6- 8					
3- 6		0- 0	0- 0		HOME		0- 1		3- 4					
3- 7		0- 0	0- 0		AWAY		0- 1		3- 4					
0- 0		0- 0	0- 0		NEUTRAL		0- 0		0- 0					
RPI 1-25		RPI 26-50		RPI 51-100		RPI 101+		Team's RPI : 277						
RPI S	Opponent	Score	RPI S	Opponent	Score	RPI S	Opponent	Score	RPI S	Opponent	Score			
77	A Southern U.	55 74	136	A Al abama St.	77 78									
77	H Southern U.	48 84	136	A Al abama St.	45 73									
92	A Nebraska	51 87	136	H Al abama St.	60 72									
			141	A Texas A&M	48 83									
			163	A Grambl ing	58 76									
			163	H Grambl ing	58 72									
			192	A Jackson St.	57 73									
			192	H Jackson St.	56 69									
			198	H Texas-Arlington	65 53									
			207	A New Mexico St.	69 88									
			222	A Al corn St.	52 75									
			222	H Al corn St.	60 74									
			225	H New Orleans	56 52									
			276	A Al abama A&M	88 87									
			276	H Al abama A&M	68 58									
			292	A Prai rie View	50 55									
			292	H Prai rie View	51 35									
			293	A Ark. -Pi ne Bl uff	57 48									
			293	H Ark. -Pi ne Bl uff	57 67									
			297	A Lamar	59 61									
			299	A McNeese St.	63 52									
			320	A Mi ssi ssi ppi Val .	78 67									
			320	H Mi ssi ssi ppi Val .	83 76									
LAST 10 Division I GAMES:														
136	A Al abama St.	45 73	293	A Ark. -Pi ne Bl uff	57 48									
77	A Southern U.	55 74	320	A Mi ssi ssi ppi Val .	78 67									
222	A Al corn St.	52 75	163	H Grambl ing	58 72									
276	H Al abama A&M	68 58	192	H Jackson St.	56 69									
136	H Al abama St.	60 72	292	H Prai rie View	51 35									

T
e
x
a
s
s
o
u
t
h
e
r
n

Texas Southern

Texas Southern

106 46

Tougal oo

89 55

Non-Divisible Games: Toughest

Average RPI Win: 75		WON-LOST	WINNING	LAST 10	STRENGTH OF	OPP. STRENGTH	TEAM	ADJ.	CONF.	ADJ CONF.
Average RPI Loss: 21		RECORD	PCT. RANK	GAMES	SCHEDULE	OF SCHEDULE	RPI	RPI	RPI	RPI
DIV. I ONLY	20- 12	78	6- 4	2	4	12	13	2	2	
DIV. I NON-CONF.	11- 2	17	3- 0	8	9	3	4	2	2	
<hr/>										
TOTALS	RPI 1-25		RPI 26-50	W-L RECORDS		RPI 51-100		RPI 150+		
20- 12	4- 9		3- 1	OVERALL		8- 2		2- 0		
13- 2	3- 2		2- 0	HOME		5- 0		2- 0		
6- 8	1- 5		1- 1	AWAY		2- 2		0- 0		
1- 2	0- 2		0- 0	NEUTRAL		1- 0		0- 0		
11- 2	1- 1		3- 1	NON-CONFERENCE		5- 0		1- 0		
7- 0	1- 0		2- 0	HOME		3- 0		1- 0		
4- 2	0- 1		1- 1	AWAY		2- 0		0- 0		
0- 0	0- 0		0- 0	NEUTRAL		0- 0		0- 0		
9- 10	3- 8		0- 0	CONFERENCE		3- 2		1- 0		
6- 2	2- 2		0- 0	HOME		2- 0		1- 0		
2- 6	1- 4		0- 0	AWAY		0- 2		0- 0		
1- 2	0- 2		0- 0	NEUTRAL		1- 0		0- 0		
<hr/>										
RPI S	RPI 1-25	Team's RPI: 13	RPI S	RPI 26-50	Score	RPI S	RPI 51-100	Score	RPI S	RPI 101+
3	A	Oklahoma	56	75		33	H	Wisconsin	78	62
3	H	Oklahoma	68	80		42	A	New Mexico	65	74
3	N	Oklahoma	62	72		44	A	St. Peter's	75	68
4	A	Duke	69	85		49	H	North Texas	63	53
5	H	Vanderbilt	81	71		52	H	Rice	74	43
9	A	Kansas St.	63	76		59	A	Oklahoma St.	55	58
10	A	Baylor	69	85		59	H	Oklahoma St.	62	51
10	H	Baylor	83	63		60	H	Mississippi St.	77	55
10	N	Baylor	60	75		67	A	Oregon	72	65
11	A	Texas	83	87		69	H	Stephen F. Austin	84	63
11	H	Texas	61	49		73	A	Oregon St.	64	60
14	H	Colorado	69	74		89	A	Missouri	71	82
16	A	Iowa St.	78	66		89	N	Missouri	78	51
						92	H	Nebraska	99	57
<hr/>										
LAST 10 Division I GAMES:										
3	N	Oklahoma	62	72		3	A	Oklahoma	56	75
60	H	Mississippi St.	77	55		92	H	Nebraska	99	57
69	H	Stephen F. Austin	84	63		141	H	Texas A&M	95	64
10	N	Baylor	60	75		33	H	Wisconsin	78	62
89	N	Missouri	78	51		59	A	Oklahoma St.	55	58

Average RPI Win:		260	WON-LOST	WINNING	LAST 10	STRENGTH OF	OPP. STRENGTH	TEAM	ADJ.	CONF.	ADJ CONF.
Average RPI Loss:		159	RECORD	PCT. RANK	GAMES	SCHEDULE	OF SCHEDULE	RPI	RPI	RPI	RPI
DIV. I ONLY	14- 15	167	5- 5	191	297	191	198	27	26		
DIV. I NON-CONF.	1- 6	290	0- 0	66	215	229	230	27	27		
TOTALS	RPI 1-25	RPI 26-50	W-L RECORDS	RPI 51-100	RPI 150+						
14- 15	0- 1	0- 2	OVERALL	0- 2	13- 8						
8- 4	0- 0	0- 0	HOME	0- 1	7- 3						
5- 10	0- 1	0- 1	AWAY	0- 1	5- 5						
1- 1	0- 0	0- 1	NEUTRAL	0- 0	1- 0						
1- 6	0- 1	0- 2	NON-CONFERENCE	0- 0	1- 3						
0- 1	0- 0	0- 0	HOME	0- 0	0- 1						
0- 4	0- 1	0- 1	AWAY	0- 0	0- 2						
1- 1	0- 0	0- 1	NEUTRAL	0- 0	1- 0						
13- 9	0- 0	0- 0	CONFERENCE	0- 2	12- 5						
8- 3	0- 0	0- 0	HOME	0- 1	7- 2						
5- 6	0- 0	0- 0	AWAY	0- 1	5- 3						
0- 0	0- 0	0- 0	NEUTRAL	0- 0	0- 0						
RPI S Opponent	RPI 1-25	Score	RPI S Opponent	RPI 26-50	Score	RPI S Opponent	RPI 51-100	Score	RPI S Opponent	RPI 101+	Team's RPI: 198
10 A Baylor	55	90	26 N Arkansas	48	79	69 A Stephen F. Austin	55	78	121 A Northwestern St.	71	72
			49 A North Texas	58	85	69 H Stephen F. Austin	45	78	121 A Northwestern St.	59	66
									121 H Northwestern St.	59	54
									177 A Texas-San Antonio	48	51
									177 H Texas-San Antonio	41	43
									181 A UCF	55	69
									211 H Tex. A&M-Corp. Chris	43	56
									253 A Southeastern La.	67	61
									253 H Southeastern La.	64	47
									258 A Southwest Tex. St.	72	46
									258 H Southwest Tex. St.	71	66
									258 H Southwest Tex. St.	68	64
									261 A Nicholls St.	61	58
									261 H Nicholls St.	76	34
									266 N Bethune-Cookman	66	56
									267 A La. -Monroe	67	62
									267 H La. -Monroe	59	44
									277 A Texas Southern	53	65
									297 A Lamar	51	52
									297 H Lamar	81	64
									299 A McNeese St.	53	64
									299 H McNeese St.	49	55
									307 A Sam Houston St.	78	70
									307 H Sam Houston St.	97	52
LAST 10 Division I GAMES:											
121 A Northwestern St.	59	66	307 A Sam Houston St.	78	70						
258 H Southwest Tex. St.	68	64	297 A Lamar	51	52						
69 A Stephen F. Austin	55	78	69 H Stephen F. Austin	45	78						
267 H La. -Monroe	59	44	253 H Southeastern La.	64	47						
121 A Northwestern St.	71	72	261 H Nicholls St.	76	34						

Non-Div I Games:

Texas-Arlington

Average RPI Win: 267		WON-LOST RECORD	WINNING PCT. RANK	LAST 10 GAMES	STRENGTH OF SCHEDULE	OPP. STRENGTH OF SCHEDULE	TEAM RPI	ADJ. RPI	CONF. RPI	ADJ CONF. RPI
DIV. I ONLY	16- 12	108	7- 3	256	239	178	177	27	26	
DIV. I NON-CONF.	1- 6	290	0- 0	116	47	244	240	27	27	

TOTALS	RPI 1-25	RPI 26-50	W-L RECORDS	RPI 51-100	RPI 150+
16- 12	0- 0	0- 3	OVERALL	0- 3	16- 3
9- 5	0- 0	0- 2	HOME	0- 1	9- 1
7- 6	0- 0	0- 1	AWAY	0- 1	7- 2
0- 1	0- 0	0- 0	NEUTRAL	0- 1	0- 0
1- 6	0- 0	0- 3	NON-CONFERENCE	0- 1	1- 1
1- 2	0- 0	0- 2	HOME	0- 0	1- 0
0- 3	0- 0	0- 1	AWAY	0- 0	0- 1
0- 1	0- 0	0- 0	NEUTRAL	0- 1	0- 0
15- 6	0- 0	0- 0	CONFERENCE	0- 2	15- 2
8- 3	0- 0	0- 0	HOME	0- 1	8- 1
7- 3	0- 0	0- 0	AWAY	0- 1	7- 1
0- 0	0- 0	0- 0	NEUTRAL	0- 0	0- 0

RPI 1-25				RPI 26-50				RPI 51-100				RPI 101+				Team's RPI: 177	
RPI	S	Opponent	Score	RPI	S	Opponent	Score	RPI	S	Opponent	Score	RPI	S	Opponent	Score		
				38	A	Houston	45 62	56	N	Auburn	50 73	121	A	Northwestern St.	44 56		
				42	H	New Mexico	38 55	69	A	Stephen F. Austin	44 58	121	H	Northwestern St.	51 57		
				49	H	North Texas	57 64	69	H	Stephen F. Austin	47 62	144	A	Wichita St.	46 69		
												173	A	San Diego	42 91		
												198	A	Texas-Arlington	43 41		
												198	H	Texas-Arlington	51 48		
												253	A	Southeastern La.	64 57		
												253	H	Southeastern La.	60 46		
												253	H	Southeastern La.	63 66		
												258	A	Southwest Tex. St.	56 41		
												258	H	Southwest Tex. St.	56 46		
												261	A	Nicholls St.	48 34		
												261	H	Nicholls St.	53 40		
												267	A	La. -Monroe	46 39		
												267	H	La. -Monroe	63 37		
												286	H	Butler	67 48		
												297	A	Lamar	39 52		
												297	H	Lamar	59 43		
												299	A	McNeese St.	54 51		
												299	H	McNeese St.	69 56		
												307	A	Sam Houston St.	42 40		
												307	H	Sam Houston St.	58 45		
				LAST 10 Division I Games:													
				253	H	Southeastern La.	63 66	299	A	McNeese St.	54 51						
				258	A	Southwest Tex. St.	56 41	267	H	La. -Monroe	63 37						
				261	A	Nicholls St.	48 34	121	H	Northwestern St.	51 57						
				253	A	Southeastern La.	64 57	297	A	Lamar	39 52						
				258	H	Southwest Tex. St.	56 46	307	A	Sam Houston St.	42 40						

Non-Div I Games:

Texas-San Antonio

Loss, Non-Conf, S Site, H Home A Away N Neutral

Average RPI Win: 180		WON-LOST RECORD		WINNING PCT. RANK		LAST 10 GAMES		STRENGTH OF SCHEDULE		OPP. STRENGTH OF SCHEDULE		TEAM RPI		ADJ. RPI		CONF. RPI		ADJ CONF. RPI	
Average RPI Loss: 123																			
DIV. I ONLY		16- 11		101		6- 4		111		161		102		102		18		18	
DIV. I NON-CONF.		4- 6		209		0- 0		107		77		157		155		19		20	
TOTALS		RPI 1-25		RPI 26-50		W-L RECORDS		RPI 51-100		RPI 150+									
16- 11		1- 0		0- 0		OVERALL		1- 4		8- 4									
8- 4		1- 0		0- 0		HOME		0- 2		4- 2									
6- 5		0- 0		0- 0		AWAY		1- 2		4- 2									
2- 2		0- 0		0- 0		NEUTRAL		0- 0		0- 0									
4- 6		1- 0		0- 0		NON-CONFERENCE		0- 2		1- 3									
2- 2		1- 0		0- 0		HOME		0- 1		1- 1									
0- 3		0- 0		0- 0		AWAY		0- 1		0- 2									
2- 1		0- 0		0- 0		NEUTRAL		0- 0		0- 0									
12- 5		0- 0		0- 0		CONFERENCE		1- 2		7- 1									
6- 2		0- 0		0- 0		HOME		0- 1		3- 1									
6- 2		0- 0		0- 0		AWAY		1- 1		4- 0									
0- 1		0- 0		0- 0		NEUTRAL		0- 0		0- 0									
RPI 1-25		RPI 26-50		RPI 51-100		RPI 101+		Team's RPI: 102											
RPI S	Opponent	Score	RPI S	Opponent	Score	RPI S	Opponent	Score	RPI S	Opponent	Score								
4	H Duke	71 65				51	H Mi chi gan	46 74	113	N Evansvi lle	64 69								
						74	A Bal l St.	61 68	117	A Eastern Mi ch.	64 76								
						74	H Bal l St.	67 81	117	H Eastern Mi ch.	79 65								
						86	A DePaul	62 67	122	N Howard	80 61								
						90	A Kent St.	67 62	127	H Mi ami (Ohi o)	57 44								
									139	A Northern Ill.	61 60								
									139	H Northern Ill.	60 53								
									139	N Northern Ill.	48 58								
									148	N West Vi rgi ni a	72 58								
									160	A Western Mi ch.	89 78								
									160	H Western Mi ch.	55 64								
									169	A Detroit	46 54								
									175	A Xavier	95 108								
									197	H Dayton	73 83								
									236	H Youngstown St.	88 72								
									237	A Buffal o	56 46								
									243	A Central Mi ch.	63 47								
									251	A Ohi o	86 74								
									272	H Bowl ing Green	82 51								
									285	H Marshal l	56 50								
									313	H Akron	84 56								
LAST 10 Div						sion I GAMES:													
139 N Northern Ill.						48 58	139 H Northern Ill.						60 53						
74 H Bal l St.						67 81	160 A Western Mi ch.						89 78						
285 H Marshal l						56 50	127 H Mi ami (Ohi o)						57 44						
117 A Eastern Mi ch.						64 76	74 A Bal l St.						61 68						
313 H Akron						84 56	272 H Bowl ing Green						82 51						

Non-Div I Games: IPFW

90 57

Toledo

Loss, Non-Conf, S Site, H Home A Away N Neutral

Average RPI Win: 257		WON-LOST	WINNING	LAST 10	STRENGTH OF	OPP. STRENGTH	TEAM	ADJ.	CONF.	ADJ CONF.
Average RPI Loss: 160		RECORD	PCT. RANK	GAMES	SCHEDULE	OF SCHEDULE	RPI	RPI	RPI	RPI
DIV. I ONLY	2- 26	315	1- 9	184	198	305	304	14	14	
DIV. I NON-CONF.	1- 8	298	0- 0	274	305	314	314	15	15	
TOTALS	RPI 1-25	RPI 26-50	W-L RECORDS	RPI 51-100	RPI 150+					
2- 26	0- 2	0- 0	OVERALL	0- 2	2- 14					
2- 11	0- 1	0- 0	HOME	0- 1	2- 5					
0- 14	0- 1	0- 0	AWAY	0- 1	0- 8					
0- 1	0- 0	0- 0	NEUTRAL	0- 0	0- 1					
1- 8	0- 0	0- 0	NON-CONFERENCE	0- 0	1- 6					
1- 3	0- 0	0- 0	HOME	0- 0	1- 2					
0- 5	0- 0	0- 0	AWAY	0- 0	0- 4					
0- 0	0- 0	0- 0	NEUTRAL	0- 0	0- 0					
1- 18	0- 2	0- 0	CONFERENCE	0- 2	1- 8					
1- 8	0- 1	0- 0	HOME	0- 1	1- 3					
0- 9	0- 1	0- 0	AWAY	0- 1	0- 4					
0- 1	0- 0	0- 0	NEUTRAL	0- 0	0- 1					
RPI S Opponent	RPI 1-25 Score	RPI S Opponent	Score	RPI S Opponent	Score	RPI S Opponent	Score	Team's RPI: 304		
12 A Old Domini on	26 82			64 A Del aware	28 66	106 A Seton Hall	57 69			
12 H Old Domini on	27 66			64 H Del aware	51 68	111 A George Mason	44 57			
						111 H George Mason	49 61			
						120 A James Madi son	49 64			
						120 H James Madi son	29 55			
						135 A UNC Wi lmi ngton	42 71			
						135 H UNC Wi lmi ngton	40 66			
						148 H West Vi rgi ni a	50 64			
						155 A Va. Commonweal th	38 74			
						155 H Va. Commonweal th	51 66			
						179 A Duquesne	44 68			
						190 A Drexel	50 74			
						190 H Drexel	45 59			
						190 N Drexel	56 80			
						213 A William & Mary	57 79			
						213 H William & Mary	49 54			
						231 A Loyol a (Md.)	54 70			
						246 H Ameri can	60 69			
						247 A UMBC	38 52			
						256 A Hofstra	50 52			
						256 H Hofstra	68 62			
						257 H Navy	55 54			
						262 A Mt. St. Mary's	57 84			
						298 H Albany (N. Y.)	60 66			
LAST 10 Div sion I GAMES:										
190 N Drexel	56 80	256 H Hofstra	68 62							
190 A Drexel	50 74	120 H James Madi son	29 55							
135 A UNC Wi lmi ngton	42 71	64 A Del aware	28 66							
155 H Va. Commonweal th	51 66	12 H Old Domini on	27 66							
111 A George Mason	44 57	213 H William & Mary	49 54							

TOWSON

TOWSON

Non-Div I Games:

Towson

Loss,
Non-Conf, S Site,
H Home
A Away
N Neutral

Average RPI Win: 252		WON-LOST	WINNING	LAST 10	STRENGTH OF	OPP. STRENGTH	TEAM	ADJ.	CONF.	ADJ CONF.
Average RPI Loss: 149		RECORD	PCT. RANK	GAMES	SCHEDULE	OF SCHEDULE	RPI	RPI	RPI	RPI
DIV. I ONLY		11- 17	224	5- 5	186	248	225	224	24	24
DIV. I NON-CONF.		1- 6	290	0- 0	72	189	233	231	24	24
TOTALS		RPI 1-25	RPI 26-50	W-L RECORDS	RPI 51-100	RPI 150+				
11- 17		0- 1	0- 0	OVERALL	0- 3	11- 10				
6- 7		0- 0	0- 0	HOME	0- 1	6- 4				
5- 9		0- 1	0- 0	AWAY	0- 2	5- 5				
0- 1		0- 0	0- 0	NEUTRAL	0- 0	0- 1				
1- 6		0- 1	0- 0	NON-CONFERENCE	0- 3	1- 2				
0- 2		0- 0	0- 0	HOME	0- 1	0- 1				
1- 3		0- 1	0- 0	AWAY	0- 2	1- 0				
0- 1		0- 0	0- 0	NEUTRAL	0- 0	0- 1				
10- 11		0- 0	0- 0	CONFERENCE	0- 0	10- 8				
6- 5		0- 0	0- 0	HOME	0- 0	6- 3				
4- 6		0- 0	0- 0	AWAY	0- 0	4- 5				
0- 0		0- 0	0- 0	NEUTRAL	0- 0	0- 0				
RPI 1-25		RPI 26-50	RPI 51-100	Team's RPI: 224						
RPI S	Opponent	Score	RPI S	Opponent	Score	RPI S	Opponent	Score		
20	A Cincinnati	49 92				53	A Alabama	58 101	109	A Georgia St. 63 68
						56	A Auburn	44 86	109	H Georgia St. 59 72
						70	H Chattanooga	65 72	109	H Georgia St. 56 74
									153	A Fla. Atlantic 70 83
									153	H Fla. Atlantic 62 71
									178	A Belmont 53 75
									178	H Belmont 83 58
									181	A UCF 52 65
									181	H UCF 63 60
									206	A Mercer 59 64
									206	H Mercer 56 59
									209	A Stetson 74 64
									209	H Stetson 78 68
									218	A Campbell 67 68
									218	H Campbell 59 68
									235	N East Tenn. St. 72 78
									254	A Bi rmi ngham-So. 65 57
									259	A Jacksonville St. 52 42
									259	H Jacksonville St. 70 67
									267	H La. -Monroe 57 62
									305	A Samford 74 58
									305	H Samford 62 57
									309	A Jacksonville 72 54
									309	H Jacksonville 85 67
		LAST 10 Division I GAMES:								
109	H Georgia St.	56 74	153	H Fla. Atlantic	62 71					
309	A Jacksonville	72 54	181	H UCF	63 60					
209	A Stetson	74 64	218	A Campbell	67 68					
178	H Belmont	83 58	109	A Georgia St.	63 68					
206	H Mercer	56 59	259	H Jacksonville St.	70 67					

Troy St.

Non-Div I Games:

Troy St.

Loss,
Non-Conf, S Site,
H Home
A Away
N Neutral

Average RPI Win: 139

Average RPI Loss: 77

WON-LOST
RECORDWINNING
PCT. RANKLAST 10
GAMESSTRENGTH OF
SCHEDULEOPP. STRENGTH
OF SCHEDULETEAM
RPIADJ.
RPICONF.
RPIADJ CONF.
RPIDIV. I ONLY
DIV. I NON-CONF.23- 11
12- 462
358- 2
1- 151
7574
7841
3140
308
78
7

TOTALS

RPI 1-25

RPI 26-50

W-L RECORDS

RPI 51-100

RPI 150+

23- 11

2- 5

3- 1

OVERALL

4- 1

12- 3

12- 3

0- 2

2- 0

HOME

1- 0

8- 1

6- 7

1- 2

0- 1

AWAY

2- 1

2- 2

5- 1

1- 1

1- 0

NEUTRAL

1- 0

2- 0

12- 4

0- 3

3- 0

NON-CONFERENCE

2- 0

6- 1

7- 1

0- 1

2- 0

HOME

0- 0

5- 0

2- 3

0- 2

0- 0

AWAY

1- 0

0- 1

3- 0

0- 0

1- 0

NEUTRAL

1- 0

1- 0

11- 7

2- 2

0- 1

CONFERENCE

2- 1

6- 2

5- 2

0- 1

0- 0

HOME

1- 0

3- 1

4- 4

1- 0

0- 1

AWAY

1- 1

2- 1

2- 1

1- 1

0- 0

NEUTRAL

0- 0

1- 0

RPI 1-25

RPI 26-50

Team's RPI: 40

RPI 51-100

RPI 101+

RPI S Opponent

Score

RPI S Opponent

Score

RPI S Opponent

Score

RPI S Opponent

Score

6 H Purdue 52 64

7 A Stanford 55 77

20 H Cincinnati 50 76

20 N Cincinnati 56 68

21 A Drake 58 67

24 A TCU 63 59

24 N TCU 80 76

28 H Florida 57 51

34 N Colorado St. 73 69

38 A Houston 74 85

39 H Virginia 74 63

78 H Louisville 70 54

86 A DePaul 69 77

86 A DePaul 88 83

92 N Nebraska 84 78

94 A Southwest Mo. St. 49 46

101 A Marquette 44 65

108 A Boston U. 78 63

118 H Charlotte 65 57

156 H UAB 60 58

156 N UAB 62 35

159 H South Fla. 64 69

165 N Hampton 82 75

166 A Memphis 77 59

168 A St. Louis 56 57

184 A Southern Miss. 70 55

184 H Southern Miss. 69 68

187 H Pennsylvania 82 64

221 H High Point 86 62

225 A New Orleans 69 76

237 H Buffalo 76 29

248 H East Caro. 68 51

261 H Nicholls St. 71 48

299 H McNeese St. 90 34

LAST 10 Division I GAMES:

7 A Stanford 55 77

34 N Colorado St. 73 69

20 N Cincinnati 56 68

24 N TCU 80 76

86 A DePaul 88 83

156 N UAB 62 35

248 H East Caro. 68 51

118 H Charlotte 65 57

184 A Southern Miss. 70 55

24 A TCU 63 59

Non-Div I Games: P. R. -Mayaguez 109 39

Tulane

Loss, Non-Conf, S Site, H Home A Away N Neutral

Average RPI Win: 213
Average RPI Loss: 61

WON-LOST
RECORD

WINNING
PCT. RANK

LAST 10
GAMES

STRENGTH OF
SCHEDULE

OPP. STRENGTH
OF SCHEDULE

TEAM
RPI

ADJ.
RPI

CONF.
RPI

ADJ CONF.
RPI

DIV. I ONLY	17- 13	112	5- 5	129	112	114	116	12	12
DIV. I NON-CONF.	5- 5	146	0- 0	180	81	150	151	11	11

TOTALS	RPI 1-25	RPI 26-50	W-L RECORDS	RPI 51-100	RPI 150+
17- 13	0- 4	0- 2	OVERALL	1- 4	15- 1
9- 6	0- 2	0- 1	HOME	1- 1	7- 1
7- 5	0- 1	0- 0	AWAY	0- 3	7- 0
1- 2	0- 1	0- 1	NEUTRAL	0- 0	1- 0
5- 5	0- 1	0- 2	NON-CONFERENCE	0- 1	5- 1
2- 2	0- 0	0- 1	HOME	0- 0	2- 1
2- 1	0- 0	0- 0	AWAY	0- 1	2- 0
1- 2	0- 1	0- 1	NEUTRAL	0- 0	1- 0
12- 8	0- 3	0- 0	CONFERENCE	1- 3	10- 0
7- 4	0- 2	0- 0	HOME	1- 1	5- 0
5- 4	0- 1	0- 0	AWAY	0- 2	5- 0
0- 0	0- 0	0- 0	NEUTRAL	0- 0	0- 0

RPI S Opponent Score

3	N	Oklahoma	52	75
22	A	Louisiana Tech	46	77
22	H	Louisiana Tech	62	67
22	H	Louisiana Tech	42	57

RPI S Opponent Score

26	H	Arkansas	52	55
37	N	Pepperdine	53	64

RPI S Opponent Score

52	A	Rice	59	71
52	H	Rice	67	61
55	A	Hawaii	53	62
55	H	Hawaii	51	65
59	A	Oklahoma St.	58	70

RPI S Opponent Score Team's RPI: 116

128	A	San Jose St.	60	63
128	H	San Jose St.	73	75
128	H	San Jose St.	66	63
160	A	Western Mich.	62	59
164	A	Southern Methodist	76	62
164	H	Southern Methodist	62	60
185	A	Nevada	72	49
185	H	Nevada	79	49
188	H	Oral Roberts	61	63
188	N	Oral Roberts	75	58
220	A	Boise St.	69	58
220	H	Boise St.	62	41
252	H	Ark.-Little Rock	77	50
255	A	Fresno St.	72	49
255	H	Fresno St.	66	54
293	H	Ark.-Pine Bluff	66	56
300	A	UMKC	73	62
302	A	UTEP	83	70
302	H	UTEP	84	71

LAST 10 Division I GAMES:

22	H	Louisiana Tech	42	57	128	A	San Jose St.	60	63
128	H	San Jose St.	66	63	55	A	Hawaii	53	62
52	A	Rice	59	71	302	H	UTEP	84	71
22	H	Louisiana Tech	62	67	220	H	Boise St.	62	41
164	H	Southern Methodist	62	60	185	A	Nevada	72	49

Non-Div I Games:

Tul sa

Loss, Non-Conf, S Site, H Home A Away N Neutral

U
A
B

UAB

Page 284

Average RPI Win: 275		WON-LOST	WINNING	LAST 10	STRENGTH OF	OPP. STRENGTH	TEAM	ADJ.	CONF.	ADJ CONF.
Average RPI Loss: 151		RECORD	PCT. RANK	GAMES	SCHEDULE	OF SCHEDULE	RPI	RPI	RPI	RPI
DIV. I ONLY	15- 13	132	5- 5	302	281	219	219	28	28	
DIV. I NON-CONF.	2- 8	273	0- 1	288	247	303	303	26	25	
TOTALS	RPI 1-25	RPI 26-50	W-L RECORDS	RPI 51-100	RPI 150+					
15- 13	0- 0	0- 2	OVERALL	0- 2	14- 6					
8- 5	0- 0	0- 1	HOME	0- 1	7- 3					
6- 7	0- 0	0- 1	AWAY	0- 1	6- 3					
1- 1	0- 0	0- 0	NEUTRAL	0- 0	1- 0					
2- 8	0- 0	0- 0	NON-CONFERENCE	0- 2	2- 5					
1- 4	0- 0	0- 0	HOME	0- 1	1- 3					
1- 4	0- 0	0- 0	AWAY	0- 1	1- 2					
0- 0	0- 0	0- 0	NEUTRAL	0- 0	0- 0					
13- 5	0- 0	0- 2	CONFERENCE	0- 0	12- 1					
7- 1	0- 0	0- 1	HOME	0- 0	6- 0					
5- 3	0- 0	0- 1	AWAY	0- 0	5- 1					
1- 1	0- 0	0- 0	NEUTRAL	0- 0	1- 0					
RPI S	RPI 1-25	Score	RPI S	RPI 26-50	Score	RPI S	RPI 51-100	Score	RPI S	RPI 101+ Team's RPI: 219
	Opponent			Opponent			Opponent			Score
			35 A UC Santa Barb.	51 76	88 A Weber St.	79 99	146 A Portland	58 74		
			35 H UC Santa Barb.	59 82	88 H Weber St.	60 69	150 A Paci fi c (Cal .)	60 78		
							150 H Paci fi c (Cal .)	79 65		
							150 N Paci fi c (Cal .)	47 64		
							151 A Northern Ari z.	53 68		
							185 H Nevada	65 66		
							195 A Long Beach St.	54 63		
							195 H Long Beach St.	89 78		
							230 H Gonzaga	64 75		
							250 A Portland St.	64 75		
							265 H Idaho St.	66 76		
							269 A Cal Poly	70 50		
							269 H Cal Poly	73 68		
							274 H Southern Utah	82 67		
							279 A Idaho	56 53		
							279 H Idaho	58 45		
							287 A UC Irvine	71 69		
							287 H UC Irvine	77 47		
							287 N UC Irvine	63 53		
							306 A Cal St. Northridge	63 61		
							306 H Cal St. Northridge	71 68		
							310 A Sacramento St.	65 54		
							311 A Cal St. Fullerton	81 67		
							311 H Cal St. Fullerton	72 48		
			LAST 10 Division I GAMES:							
			150 N Paci fi c (Cal .)	47 64	306 A Cal St. Northridge	63 61				
			287 N UC Irvine	63 53	88 H Weber St.	60 69				
			35 H UC Santa Barb.	59 82	279 H Idaho	58 45				
			269 H Cal Poly	73 68	35 A UC Santa Barb.	51 76				
			150 A Paci fi c (Cal .)	60 78	311 H Cal St. Fullerton	72 48				

Non-Div I Games: Cal Baptist 75 43

UC Riverside

Average RPI Win: 227		WON-LOST	WINNING	LAST 10	STRENGTH OF	OPP. STRENGTH	TEAM	ADJ.	CONF.	ADJ CONF.
Average RPI Loss: 157		RECORD	PCT. RANK	GAMES	SCHEDULE	OF SCHEDULE	RPI	RPI	RPI	RPI
DIV. I ONLY	17- 13	112	7- 3	276	220	181	181	24	24	
DIV. I NON-CONF.	4- 5	185	0- 0	223	80	185	184	24	24	
TOTALS	RPI 1-25	RPI 26-50	W-L RECORDS	RPI 51-100	RPI 150+					
17- 13	0- 0	0- 1	OVERALL	0- 1	16- 7					
9- 5	0- 0	0- 0	HOME	0- 1	8- 3					
6- 6	0- 0	0- 1	AWAY	0- 0	6- 3					
2- 2	0- 0	0- 0	NEUTRAL	0- 0	2- 1					
4- 5	0- 0	0- 1	NON-CONFERENCE	0- 1	4- 0					
2- 2	0- 0	0- 0	HOME	0- 1	2- 0					
0- 2	0- 0	0- 1	AWAY	0- 0	0- 0					
2- 1	0- 0	0- 0	NEUTRAL	0- 0	2- 0					
13- 8	0- 0	0- 0	CONFERENCE	0- 0	12- 7					
7- 3	0- 0	0- 0	HOME	0- 0	6- 3					
6- 4	0- 0	0- 0	AWAY	0- 0	6- 3					
0- 1	0- 0	0- 0	NEUTRAL	0- 0	0- 1					
RPI S	RPI 1-25	Score	RPI S	RPI 26-50	Score	RPI S	RPI 51-100	Score	RPI S	RPI 101+ Team's RPI: 181
Opponent			Opponent			Opponent			Opponent	Score
			49 A North Texas	55 78		96 H Mississippi	53 79		103 A Florida St.	42 78
									109 A Georgia St.	67 71
									109 H Georgia St.	54 50
									137 H Western Caro.	74 77
									145 N Northern Iowa	57 76
									153 A Fla. Atlantic	89 69
									153 H Fla. Atlantic	72 79
									178 A Belmont	87 86
									178 H Belmont	61 76
									193 N Kansas	71 59
									198 H Texas-Arlington	69 55
									206 A Mercer	73 56
									206 H Mercer	69 65
									209 A Stetson	48 60
									209 H Stetson	55 60
									209 N Stetson	61 67
									211 H Tex. A&M-Corp.	87 80
									Chris	
									218 A Campbell	65 76
									218 H Campbell	58 51
									223 N Colgate	90 84
									224 A Troy St.	60 63
									224 H Troy St.	65 52
									259 A Jacksonville St.	72 62
									259 H Jacksonville St.	85 65
									305 A Samford	63 60
									305 H Samford	80 64
									309 A Jacksonville	63 40
									309 H Jacksonville	63 52
LAST 10 Division I GAMES:										
			209 N Stetson	61 67		206 A Mercer	73 56			
			259 A Jacksonville St.	72 62		224 A Troy St.	60 63			
			305 A Samford	63 60		178 A Belmont	87 86			
			209 H Stetson	55 60		109 H Georgia St.	54 50			
			309 H Jacksonville	63 52		218 H Campbell	58 51			

UCF

Non-Div I Games:

UCF

Loss,
Non-Conf, S Site,
H Home
A Away
N Neutral

Average RPI Win: 188		WON-LOST RECORD		WINNING PCT. RANK		LAST 10 GAMES		STRENGTH OF SCHEDULE		OPP. STRENGTH OF SCHEDULE		TEAM RPI		ADJ. RPI		CONF. RPI		ADJ CONF. RPI	
DIV. I ONLY		9- 20		260		4- 6		55		64		172		167		7		7	
DIV. I NON-CONF.		4- 5		185		1- 0		23		51		73		74		6		6	
TOTALS		RPI 1-25		RPI 26-50		W-L RECORDS		RPI 51-100		RPI 150+									
9- 20		1- 5		0- 3		OVERALL		2- 11		6- 1									
4- 8		1- 2		0- 1		HOME		1- 5		2- 0									
3- 11		0- 2		0- 2		AWAY		0- 6		3- 1									
2- 1		0- 1		0- 0		NEUTRAL		1- 0		1- 0									
4- 5		1- 2		0- 1		NON-CONFERENCE		2- 1		1- 1									
2- 1		1- 1		0- 0		HOME		1- 0		0- 0									
1- 4		0- 1		0- 1		AWAY		0- 1		1- 1									
1- 0		0- 0		0- 0		NEUTRAL		1- 0		0- 0									
5- 15		0- 3		0- 2		CONFERENCE		0- 10		5- 0									
2- 7		0- 1		0- 1		HOME		0- 5		2- 0									
2- 7		0- 1		0- 1		AWAY		0- 5		2- 0									
1- 1		0- 1		0- 0		NEUTRAL		0- 0		1- 0									
RPI 1-25		RPI 26-50		RPI 51-100		RPI 101+		Team's RPI: 167											
RPI	S	Opponent	Score	RPI	S	Opponent	Score	RPI	S	Opponent	Score	RPI	S	Opponent	Score				
7	A	Stanford	50 81	41	A	Ari zona St.	42 64	67	A	Oregon	54 76	173	A	San Di ego	51 79				
7	H	Stanford	80 98	41	H	Ari zona St.	57 70	67	H	Oregon	67 76	195	A	Long Beach St.	77 73				
7	N	Stanford	61 96	45	A	Mi chi gan St.	63 67	72	A	Washi ngton	53 86	244	A	Cal i forni a	64 48				
10	A	Bayl or	59 92					72	H	Washi ngton	48 68	244	H	Cal i forni a	58 48				
14	H	Col orado	48 79					73	A	Oregon St.	36 77	244	N	Cal i forni a	46 42				
25	H	Bri gham Young	73 62					73	H	Oregon St.	65 79	280	A	Washi ngton St.	76 64				
								83	A	Ari zona	62 77	280	H	Washi ngton St.	79 55				
								83	H	Ari zona	60 71								
								85	H	Ohi o St.	64 60								
								87	A	Utah	42 89								
								95	A	Southern Cal i forni a	58 71								
								95	H	Southern Cal i forni a	57 67								
								98	N	Li berty	62 55								
LAST 10 Div sion I GAMES:																			

Non-Div I Games:

UCLA

Loss,
Non-Conf, S Site,
H Home
A Away
N Neutral

Average RPI Win:	245
Average RPI Loss:	203

[illegible]

UMBC

Loss, Non-Conf, S Site, H Home A Away N Neutral

Average RPI Win: 271		WON-LOST RECORD	WINNING PCT. RANK	LAST 10 GAMES	STRENGTH OF SCHEDULE	OPP. STRENGTH OF SCHEDULE	TEAM RPI	ADJ. RPI	CONF. RPI	ADJ CONF. RPI
Average RPI Loss: 158										
DIV. I ONLY		7- 21	279	2- 8	296	204	300	300	21	21
DIV. I NON-CONF.		4- 9	240	0- 0	305	224	291	292	18	18
TOTALS		RPI 1-25	RPI 26-50	W-L RECORDS	RPI 51-100	RPI 150+				
7- 21		0- 0	0- 1	OVERALL	0- 4	7- 12				
3- 9		0- 0	0- 1	HOME	0- 2	3- 4				
2- 10		0- 0	0- 0	AWAY	0- 1	2- 7				
2- 2		0- 0	0- 0	NEUTRAL	0- 1	2- 1				
4- 9		0- 0	0- 1	NON-CONFERENCE	0- 1	4- 5				
1- 4		0- 0	0- 1	HOME	0- 1	1- 1				
1- 4		0- 0	0- 0	AWAY	0- 0	1- 3				
2- 1		0- 0	0- 0	NEUTRAL	0- 0	2- 1				
3- 12		0- 0	0- 0	CONFERENCE	0- 3	3- 7				
2- 5		0- 0	0- 0	HOME	0- 1	2- 3				
1- 6		0- 0	0- 0	AWAY	0- 1	1- 4				
0- 1		0- 0	0- 0	NEUTRAL	0- 1	0- 0				
RPI 1-25		RPI 26-50		RPI 51-100		Team's RPI: 300				
RPI S	Opponent	Score	RPI S	Opponent	Score	RPI S	Opponent	Score	Score	
47	H Creighton	48 80	61	A Val parai so	43 62	116	H Tul sa	62 73		
			61	H Val parai so	47 59	130	A Bradl ey	59 80		
			61	N Val parai so	62 67	140	A Oakl and	49 70		
			89	H Mi ssouri	48 67	140	H Oakl and	55 81		
						158	N Fai rfi el d	50 61		
						166	A Memphi s	43 71		
						168	A St. Louis	43 61		
						188	A Oral Roberts	72 75		
						188	H Oral Roberts	69 74		
						189	A Western Ill.	61 57		
						189	H Western Ill.	48 61		
						199	H San Diego St.	51 52		
						208	A Chi cago St.	43 65		
						208	H Chi cago St.	72 51		
						240	A IUPUI	47 75		
						240	H IUPUI	48 68		
						248	A East Caro.	52 56		
						274	A Southern Utah	58 67		
						274	H Southern Utah	69 54		
						297	H Lamar	61 39		
						307	N Sam Houston St.	70 49		
						311	A Cal St. Fullerton	65 53		
						312	N St. Francis (N.Y.)	76 49		
		LAST 10 Division I GAMES:								
			61	N Val parai so	62 67	240	A IUPUI	47 75		
			274	A Southern Utah	58 67	140	A Oakl and	49 70		
			208	A Chi cago St.	43 65	188	A Oral Roberts	72 75		
			61	H Val parai so	47 59	208	H Chi cago St.	72 51		
			189	H Western Ill.	48 61	274	H Southern Utah	69 54		

UMKC

Non-Div I Games:

UMKC

Loss,
Non-Conf, S Site,
H Home
A Away
N Neutral

Average RPI Win: 291		WON-LOST	WINNING	LAST 10	STRENGTH OF	OPP. STRENGTH	TEAM	ADJ.	CONF.	ADJ CONF.	
Average RPI Loss: 196		RECORD	PCT. RANK	GAMES	SCHEDULE	OF SCHEDULE	RPI	RPI	RPI	RPI	
DIV. I ONLY		1- 26	318	1- 9	238	293	316	316	31	31	
DIV. I NON-CONF.		0- 12	309	0- 1	167	318	313	313	28	28	
TOTALS		RPI 1-25	RPI 26-50	W-L RECORDS	RPI 51-100	RPI 150+					
1- 26		0- 0	0- 0	OVERALL	0- 4	1- 17					
1- 11		0- 0	0- 0	HOME	0- 2	1- 9					
0- 13		0- 0	0- 0	AWAY	0- 1	0- 8					
0- 2		0- 0	0- 0	NEUTRAL	0- 1	0- 0					
0- 12		0- 0	0- 0	NON-CONFERENCE	0- 1	0- 6					
0- 5		0- 0	0- 0	HOME	0- 1	0- 4					
0- 6		0- 0	0- 0	AWAY	0- 0	0- 2					
0- 1		0- 0	0- 0	NEUTRAL	0- 0	0- 0					
1- 14		0- 0	0- 0	CONFERENCE	0- 3	1- 11					
1- 6		0- 0	0- 0	HOME	0- 1	1- 5					
0- 7		0- 0	0- 0	AWAY	0- 1	0- 6					
0- 1		0- 0	0- 0	NEUTRAL	0- 1	0- 0					
RPI 1-25		RPI 26-50		RPI 51-100		Team's RPI: 316					
RPI S	Opponent	Score	RPI S	Opponent	Score	RPI S	Opponent	Score	RPI S	Opponent	Score
						91	H Tennessee Tech	46 89	105	A Georgi a Tech	56 88
						98	A Li berty	53 73	118	A Charlotte	34 67
						98	H Li berty	59 71	123	A Wake Forest	46 76
						98	N Li berty	52 76	133	N Hartford	51 89
									137	A Western Caro.	53 80
									178	H Bel mont	54 81
									213	A William & Mary	69 96
									221	A High Poi nt	36 65
									221	H Hi gh Poi nt	71 74
									227	A El on	41 68
									227	H El on	57 80
									234	H Appal achi an St.	48 81
									235	H East Tenn. St.	68 78
									245	A Charleston So.	60 76
									245	H Charleston So.	68 74
									254	A Bi rmi ngham-So.	52 68
									254	H Bi rmi ngham-So.	46 68
									260	A Radford	54 73
									260	H Radford	61 69
									270	A Coastal Caro.	46 62
									270	H Coastal Caro.	57 69
									291	A Wi nthrop	62 82
									291	H Wi nthrop	71 61
				LAST 10 Divi sion I GAMES:							
				98	N Li berty	52 76	221	A Hi gh Poi nt	36 65		
				291	A Wi nthrop	62 82	227	A El on	41 68		
				245	A Charleston So.	60 76	98	H Li berty	59 71		
				270	H Coastal Caro.	57 69	254	A Bi rmi ngham-So.	52 68		
				260	H Radford	61 69	291	H Wi nthrop	71 61		

Non-Div I Games: Gardner-Webb 61 66

UNC Asheville

Through Games of 2002 Final																			
Average RPI Win: 187		WON-LOST RECORD		WINNING PCT. RANK		LAST 10 GAMES		STRENGTH OF SCHEDULE		OPP. STRENGTH OF SCHEDULE		TEAM RPI		ADJ. RPI		CONF. RPI		ADJ CONF. RPI	
DIV. I ONLY		21- 10		59		5- 5		80		138		65		66		15		15	
DIV. I NON-CONF.		5- 5		146		0- 1		103		97		124		123		16		16	
TOTALS		RPI 1-25		RPI 26-50		W-L RECORDS		RPI 51-100		RPI 150+									
21- 10		0- 1		0- 1		OVERALL		4- 4		16- 1									
12- 1		0- 0		0- 0		HOME		2- 1		9- 0									
6- 7		0- 1		0- 1		AWAY		1- 2		5- 1									
3- 2		0- 0		0- 0		NEUTRAL		1- 1		2- 0									
5- 5		0- 1		0- 1		NON-CONFERENCE		1- 1		4- 0									
4- 0		0- 0		0- 0		HOME		1- 0		3- 0									
0- 4		0- 1		0- 1		AWAY		0- 1		0- 0									
1- 1		0- 0		0- 0		NEUTRAL		0- 0		1- 0									
16- 5		0- 0		0- 0		CONFERENCE		3- 3		12- 1									
8- 1		0- 0		0- 0		HOME		1- 1		6- 0									
6- 3		0- 0		0- 0		AWAY		1- 1		5- 1									
2- 1		0- 0		0- 0		NEUTRAL		1- 1		1- 0									
RPI 1-25		Score		RPI 26-50		Score		RPI 51-100		Team's RPI: 66		RPI 101+		Score					
RPI S	Opponent			RPI S	Opponent			RPI S	Opponent			RPI S	Opponent						
4	A Duke	58	90	27	A Vi rgi ni a Tech	45	51	52	A Ri ce	47	61	115	N Mai ne	59	62				
								64	H Del aware	67	62	118	A Charlotte	44	60				
								70	A Chattanooga	59	62	137	A Western Caro.	67	69				
								70	H Chattanooga	69	73	137	H Western Caro.	74	70				
								70	N Chattanooga	69	77	157	A Wofford	67	61				
								97	A Furman	66	57	157	H Wofford	81	75				
								97	H Furman	73	64	162	A Ga. Southern	72	73				
								97	N Furman	71	62	162	H Ga. Southern	75	57				
												182	H Cani si us	87	66				
												200	A Col. of Charleston	73	58				
												200	H Col. of Charleston	60	50				
												200	N Col. of Charleston	77	51				
												218	H Campbel l	69	46				
												226	A Davi dson	84	73				
												226	H Davi dson	71	44				
												234	A Appal achi an St.	83	66				
												234	H Appal achi an St.	79	51				
												235	A East Tenn. St.	77	50				
												235	H East Tenn. St.	91	58				
												248	H East Caro.	60	46				
												315	N N. C. A&T	88	45				
				LAST 10 Div				sion I GAMES:											
				27	A Vi rgi ni a Tech	45	51	200	H Col. of Charleston	60	50								
				70	N Chattanooga	69	77	235	H East Tenn. St.	91	58								
				97	N Furman	71	62	226	A Davi dson	84	73								
				200	N Col. of Charleston	77	51	162	A Ga. Southern	72	73								
				137	A Western Caro.	67	69	70	H Chattanooga	69	73								

U
N
C
g
r
e
e
n
s
b
o
r
o

U
N
C
G
r
e
e
n
s
b
o
r
o

Non-Div I Games:

UNC Greensboro

■ Loss, ■ Non-Conf, S Site, H Home A Away N Neutral

Average RPI Win: 194		WON-LOST RECORD	WINNING PCT. RANK	LAST 10 GAMES	STRENGTH OF SCHEDULE	OPP. STRENGTH OF SCHEDULE	TEAM RPI	ADJ. RPI	CONF. RPI	ADJ CONF. RPI
DIV. I ONLY		16- 14	136	6- 4	121	164	131	135	14	14
DIV. I NON-CONF.		6- 3	59	0- 0	193	264	121	124	15	15
TOTALS		RPI 1-25	RPI 26-50	W-L RECORDS	RPI 51-100	RPI 150+				
16- 14		0- 3	0- 0	OVERALL	1- 2	12- 6				
10- 2		0- 1	0- 0	HOME	0- 1	7- 0				
4- 12		0- 2	0- 0	AWAY	0- 1	4- 6				
2- 0		0- 0	0- 0	NEUTRAL	1- 0	1- 0				
6- 3		0- 0	0- 0	NON-CONFERENCE	0- 0	5- 2				
3- 0		0- 0	0- 0	HOME	0- 0	2- 0				
3- 3		0- 0	0- 0	AWAY	0- 0	3- 2				
0- 0		0- 0	0- 0	NEUTRAL	0- 0	0- 0				
10- 11		0- 3	0- 0	CONFERENCE	1- 2	7- 4				
7- 2		0- 1	0- 0	HOME	0- 1	5- 0				
1- 9		0- 2	0- 0	AWAY	0- 1	1- 4				
2- 0		0- 0	0- 0	NEUTRAL	1- 0	1- 0				

RPI 1-25		RPI 26-50		RPI 51-100		RPI 101+ Team's RPI: 135		
RPI	Opponent	Score	RPI	Opponent	Score	RPI	Opponent	Score
12	A Old Domi ni on	40 72				64	A Del aware	56 70
12	A Old Domi ni on	48 76				64	H Del aware	54 56
12	H Old Domi ni on	39 63				64	N Del aware	65 60

Non-Di v I Games:

UNC Wi l m i n g t o n

■ Loss,
 ■ Non-Conf,
 ■ S Site,
 ■ H Home
 ■ A Away
 N Neutral

Average RPI Win: 167		WON-LOST RECORD	WINNING PCT. RANK	LAST 10 GAMES	STRENGTH OF SCHEDULE	OPP. STRENGTH OF SCHEDULE	TEAM RPI	ADJ. RPI	CONF. RPI	ADJ CONF. RPI	
DIV. I ONLY		23- 8	33	6- 4	108	98	47	46	6	6	
DIV. I NON-CONF.		12- 2	11	0- 1	232	193	66	68	8	8	
TOTALS		RPI 1-25	RPI 26-50	W-L RECORDS	RPI 51-100	RPI 150+					
23- 8		0- 4	5- 2	OVERALL	4- 1	13- 0					
15- 3		0- 2	4- 0	HOME	2- 1	8- 0					
7- 3		0- 1	1- 1	AWAY	2- 0	4- 0					
1- 2		0- 1	0- 1	NEUTRAL	0- 0	1- 0					
12- 2		0- 1	1- 1	NON-CONFERENCE	2- 0	9- 0					
8- 0		0- 0	1- 0	HOME	1- 0	6- 0					
3- 0		0- 0	0- 0	AWAY	1- 0	2- 0					
1- 2		0- 1	0- 1	NEUTRAL	0- 0	1- 0					
11- 6		0- 3	4- 1	CONFERENCE	2- 1	4- 0					
7- 3		0- 2	3- 0	HOME	1- 1	2- 0					
4- 3		0- 1	1- 1	AWAY	1- 0	2- 0					
0- 0		0- 0	0- 0	NEUTRAL	0- 0	0- 0					
RPI 1-25		RPI 26-50		Team's RPI: 46	RPI 51-100		RPI 101+				
RPI S	Opponent	Score	RPI S	Opponent	Score	RPI S	Opponent	Score	RPI S	Opponent	Score
19 N	Minnesota	54 71	31 N	Georgia	62 77	87 A	Utah	79 71	142 A	Wyomi ng	58 75
25 A	Bri gham Young	61 72	34 A	Col orado St.	57 62	87 H	Utah	65 69	142 H	Wyomi ng	66 61
25 H	Bri gham Young	48 64	34 H	Col orado St.	71 59	87 H	Utah	57 38	151 H	Northern Ariz.	76 72
25 H	Bri gham Young	46 61	34 H	Col orado St.	72 58	91 H	Tennessee Tech	88 67	185 A	Nevada	83 50
			35 H	UC Santa Barb.	71 62	93 A	San Francisco	71 63	199 A	San Diego St.	57 49
			42 A	New Mexi co	62 53				199 H	San Diego St.	67 55
			42 H	New Mexi co	72 60				211 H	Tex. A&M-Corp. Chris	82 64
									238 H	Eastern Wash.	84 40
									242 H	Tenn. -Martin	91 68
									263 A	Air Force	86 53
									263 H	Air Force	75 50
									287 A	UC Irvine	71 52
									303 N	Central Conn. St.	83 28
									310 H	Sacramento St.	92 34
									311 H	Cal St. Fullerton	93 55
LAST 10 Division I GAMES:											
19 N	Minnesota	54 71	25 H	Bri gham Young	48 64						
25 H	Bri gham Young	46 61	263 A	Air Force	86 53						
34 H	Col orado St.	72 58	142 H	Wyomi ng	66 61						
87 H	Utah	57 38	34 H	Col orado St.	71 59						
87 H	Utah	65 69	199 A	San Diego St.	57 49						

UNLV

Non-Div I Games:

UNLV

Loss,
Non-Conf, S Site,
H Home
A Away
N Neutral

Average RPI Win: 231		WON-LOST RECORD	WINNING PCT. RANK	LAST 10 GAMES	STRENGTH OF SCHEDULE	OPP. STRENGTH OF SCHEDULE	TEAM RPI	ADJ. RPI	CONF. RPI	ADJ CONF. RPI	
DIV. I ONLY		3- 25	309	0- 10	188	174	302	302	12	12	
DIV. I NON-CONF.		2- 7	265	0- 1	244	309	290	291	11	11	
TOTALS		RPI 1-25	RPI 26-50	W-L RECORDS	RPI 51-100	RPI 150+					
3- 25		0- 2	0- 2	OVERALL	0- 4	3- 12					
1- 12		0- 1	0- 1	HOME	0- 2	1- 6					
2- 12		0- 1	0- 1	AWAY	0- 2	2- 5					
0- 1		0- 0	0- 0	NEUTRAL	0- 0	0- 1					
2- 7		0- 0	0- 2	NON-CONFERENCE	0- 0	2- 4					
1- 3		0- 0	0- 1	HOME	0- 0	1- 2					
1- 4		0- 0	0- 1	AWAY	0- 0	1- 2					
0- 0		0- 0	0- 0	NEUTRAL	0- 0	0- 0					
1- 18		0- 2	0- 0	CONFERENCE	0- 4	1- 8					
0- 9		0- 1	0- 0	HOME	0- 2	0- 4					
1- 8		0- 1	0- 0	AWAY	0- 2	1- 3					
0- 1		0- 0	0- 0	NEUTRAL	0- 0	0- 1					
RPI S Opponent		Score	RPI S Opponent	Score	RPI S Opponent	Score	RPI S Opponent		Team's RPI: 302 Score		
22	A Loui si ana Tech	53 90	38	A Houston	52 100	52	A Ri ce	63 77	116	A Tul sa	71 84
22	H Loui si ana Tech	59 73	42	H New Mexi co	45 98	52	H Ri ce	59 84	116	H Tul sa	70 83
						55	A Hawai i	48 64	128	A San Jose St.	57 87
						55	H Hawai i	66 89	128	H San Jose St.	48 73
									129	A Montana St.	54 86
									164	A Southern Methodi st	76 73
									164	H Southern Methodi st	54 81
									164	N Southern Methodi st	66 73
									185	A Nevada	66 77
									185	H Nevada	56 79
									207	A New Mexi co St.	82 98
									207	H New Mexi co St.	84 64
									211	A Tex. A&M-Corp. Chris	32 69
									220	A Boi se St.	53 64
									220	H Boi se St.	53 74
									255	A Fresno St.	63 93
									255	H Fresno St.	62 78
									258	H Southwest Tex. St.	55 70
									321	A Tex. -Pan American	80 62
									321	H Tex. -Pan American	59 74
LAST 10 Div sion I GAMES:											
164	N Southern Methodi st	66 73	185	H Nevada	56 79						
128	A San Jose St.	57 87	255	H Fresno St.	62 78						
55	A Hawai i	48 64	116	A Tul sa	71 84						
220	H Boi se St.	53 74	52	A Ri ce	63 77						
207	A New Mexi co St.	82 98	55	H Hawai i	66 89						

UTEP

Non-Di v I Games:

UTEP

Loss,
Non-Conf, S Site,
H Home
A Away
N Neutral

[illegible]

Non-Div I Games: Albertson

93 45

Utah

Loss, Non-Conf, S Site, H Home A Away N Neutral

Through Games of 2002 Final																			
Average RPI Win: 211		WON-LOST RECORD		WINNING PCT. RANK		LAST 10 GAMES		STRENGTH OF SCHEDULE		OPP. STRENGTH OF SCHEDULE		TEAM RPI		ADJ. RPI		CONF. RPI		ADJ CONF. RPI	
DIV. I ONLY		14- 14		159		5- 5		139		133		154		155		14		14	
DIV. I NON-CONF.		3- 6		224		0- 0		181		140		210		209		15		15	
TOTALS		RPI 1-25		RPI 26-50		W-L RECORDS		RPI 51-100		RPI 150+									
14- 14		0- 3		0- 1		OVERALL		1- 2		11- 2									
8- 5		0- 2		0- 0		HOME		1- 0		5- 1									
6- 8		0- 1		0- 1		AWAY		0- 2		6- 1									
0- 1		0- 0		0- 0		NEUTRAL		0- 0		0- 0									
3- 6		0- 1		0- 1		NON-CONFERENCE		0- 1		3- 2									
1- 3		0- 1		0- 0		HOME		0- 0		1- 1									
2- 3		0- 0		0- 1		AWAY		0- 1		2- 1									
0- 0		0- 0		0- 0		NEUTRAL		0- 0		0- 0									
11- 8		0- 2		0- 0		CONFERENCE		1- 1		8- 0									
7- 2		0- 1		0- 0		HOME		1- 0		4- 0									
4- 5		0- 1		0- 0		AWAY		0- 1		4- 0									
0- 1		0- 0		0- 0		NEUTRAL		0- 0		0- 0									
RPI 1-25		RPI 26-50		RPI 51-100		RPI 101+ Team's RPI: 155													
RPI S	Opponent	Score		RPI S	Opponent	Score		RPI S	Opponent	Score		RPI S	Opponent	Score					
12	A Old Domi ni on	46	108	31	A Georgi a	70	83	64	A Del aware	60	69	111	A George Mason	68	86				
12	H Old Domi ni on	51	70					64	H Del aware	62	57	111	H George Mason	85	52				
19	H Mi nnesota	70	79					98	A Li berty	60	65	120	A James Madi son	67	72				
												120	H James Madi son	73	76				
												131	H Kentucky	61	66				
												135	A UNC Wi lmi ngton	62	77				
												135	H UNC Wi lmi ngton	70	63				
												135	N UNC Wi lmi ngton	61	65				
												161	H Ri chmond	64	100				
												190	A Drexel	89	75				
												190	H Drexel	79	64				
												212	A Lehi gh	93	63				
												213	A William & Mary	90	82				
												213	H William & Mary	85	74				
												231	A Loyol a (Md.)	72	69				
												247	A UMBC	40	62				
												256	A Hofstra	70	63				
												256	H Hofstra	73	55				
												268	H Iona	75	62				
												304	A Towson	66	51				
												304	H Towson	74	38				
LAST 10 Div sion I GAMES:																			
135 N UNC Wi lmi ngton				61	65	213 A William & Mary				90	82								
120 A James Madi son				67	72	190 H Drexel				79	64								
111 A George Mason				68	86	256 H Hofstra				73	55								
304 A Towson				66	51	64 A Del aware				60	69								
135 H UNC Wi lmi ngton				70	63	135 A UNC Wi lmi ngton				62	77								

Non-Div I Games:

Va. Commonwealth

Average RPI Win: 208		WON-LOST	WINNING	LAST 10	STRENGTH OF	OPP. STRENGTH	TEAM	ADJ.	CONF.	ADJ CONF.	
Average RPI Loss: 79		RECORD	PCT. RANK	GAMES	SCHEDULE	OF SCHEDULE	RPI	RPI	RPI	RPI	
DIV. I ONLY		24- 7	19	8- 2	152	205	60	61	21	21	
DIV. I NON-CONF.		9- 5	71	2- 1	46	167	48	49	18	18	
TOTALS		RPI 1-25	RPI 26-50	W-L RECORDS	RPI 51-100	RPI 150+					
24- 7		0- 1	0- 2	OVERALL	3- 1	19- 0					
11- 2		0- 0	0- 1	HOME	1- 0	8- 0					
9- 3		0- 1	0- 1	AWAY	2- 0	7- 0					
4- 2		0- 0	0- 0	NEUTRAL	0- 1	4- 0					
9- 5		0- 1	0- 2	NON-CONFERENCE	3- 1	5- 0					
4- 2		0- 0	0- 1	HOME	1- 0	2- 0					
3- 2		0- 1	0- 1	AWAY	2- 0	1- 0					
2- 1		0- 0	0- 0	NEUTRAL	0- 1	2- 0					
15- 2		0- 0	0- 0	CONFERENCE	0- 0	14- 0					
7- 0		0- 0	0- 0	HOME	0- 0	6- 0					
6- 1		0- 0	0- 0	AWAY	0- 0	6- 0					
2- 1		0- 0	0- 0	NEUTRAL	0- 0	2- 0					
RPI 1-25		RPI 26-50		RPI 51-100		Team's RPI: 61		RPI 101+			
RPI S	Opponent	Score	RPI S	Opponent	Score	RPI S	Opponent	Score	RPI S	Opponent	Score
6	A Purdue	58 76	29	A Notre Dame	35 42	51	A Mi chi gan	62 49	123	H Wake Forest	74 46
			38	H Houston	53 61	74	A Ball St.	77 69	127	H Mi ami (Ohi o)	74 77
						75	N Eastern Ky.	55 70	140	A Oakl and	56 70
						84	H Wi s. -Mi l waukee	61 57	140	H Oakl and	73 58
									140	N Oakl and	40 52
									188	A Oral Roberts	61 57
									188	H Oral Roberts	69 50
									189	A Western Ill.	72 66
									189	H Western Ill.	61 59
									196	N Indiana St.	69 65
									208	A Chi cago St.	65 47
									208	H Chi cago St.	84 45
									208	N Chi cago St.	66 64
									236	H Youngstown St.	77 55
									240	A IUPUI	64 46
									240	H IUPUI	70 54
									241	N Ni agara	74 68
									257	A Navy	71 64
									274	A Southern Utah	77 59
									274	H Southern Utah	57 48
									281	H Li pscomb	88 83
									300	A UMKC	59 47
									300	H UMKC	62 43
									300	N UMKC	67 62
			LAST 10 Div sion I GAMES:								
			38	H Houston	53 61	300	N UMKC	67 62			
			74	A Ball St.	77 69	140	H Oakl and	73 58			
			51	A Mi chi gan	62 49	240	H IUPUI	70 54			
			140	N Oakl and	40 52	300	A UMKC	59 47			
			208	N Chi cago St.	66 64	188	A Oral Roberts	61 57			

Through Games of 2002 Final											
Average RPI Win: 160		WON-LOST RECORD	WINNING PCT. RANK	LAST 10 GAMES	STRENGTH OF SCHEDULE	OPP. STRENGTH OF SCHEDULE	TEAM RPI	ADJ. RPI	CONF. RPI	ADJ CONF. RPI	
DIV. I ONLY		23- 9	47	8- 2	88	108	49	54	13	13	
DIV. I NON-CONF.		8- 6	107	2- 1	53	72	64	67	14	14	
TOTALS		RPI 1-25	RPI 26-50	W-L RECORDS	RPI 51-100	RPI 150+					
23- 9		0- 1	0- 3	OVERALL	3- 1	10- 1					
12- 2		0- 1	0- 0	HOME	2- 0	5- 0					
10- 7		0- 0	0- 3	AWAY	1- 1	4- 1					
1- 0		0- 0	0- 0	NEUTRAL	0- 0	1- 0					
8- 6		0- 1	0- 3	NON-CONFERENCE	3- 1	5- 1					
5- 1		0- 1	0- 0	HOME	2- 0	3- 0					
3- 5		0- 0	0- 3	AWAY	1- 1	2- 1					
0- 0		0- 0	0- 0	NEUTRAL	0- 0	0- 0					
15- 3		0- 0	0- 0	CONFERENCE	0- 0	5- 0					
7- 1		0- 0	0- 0	HOME	0- 0	2- 0					
7- 2		0- 0	0- 0	AWAY	0- 0	2- 0					
1- 0		0- 0	0- 0	NEUTRAL	0- 0	1- 0					
RPI 1-25		RPI 26-50	RPI 51-100	Team's RPI: 54	RPI 101+						
RPI S	Opponent	Score	RPI S	Opponent	Score	RPI S	Opponent	Score			
5	H Vanderbi l t	54 75	27	A Vi rgi ni a Tech	48 76	57	A Si ena	80 63			
			43	A Syracuse	66 81	79	H Hol y Cross	70 63			
			44	A St. Peter' s	54 61	80	H St. Joseph' s	60 55			
						96	A Mi ssi ssi ppi	53 74			
						108	A Boston U.	76 65			
						108	H Boston U.	69 54			
						112	A Bi nghamton	71 51			
						112	H Bi nghamton	75 57			
						115	A Mai ne	59 58			
						115	H Mai ne	65 44			
						133	A Hartford	65 57			
						133	A Hartford	59 60			
						133	H Hartford	63 66			
						134	A New Hampshi re	55 73			
						134	H New Hampshi re	78 75			
						149	A Stony Brook	61 43			
						149	H Stony Brook	71 59			
						152	A St. Bonaventure	55 50			
						180	H Massachusetts	69 51			
						182	H Cani si us	92 52			
						208	A Chi cago St.	64 70			
						217	A Dartmouth	79 53			
						217	H Dartmouth	80 60			
						232	A Northeastern	77 58			
						232	H Northeastern	79 57			
						232	N Northeastern	57 48			
						298	A Al bany (N. Y.)	69 65			
						298	H Al bany (N. Y.)	77 55			
		LAST 10 Div		si on I GAMES:							
			27	A Vi rgi ni a Tech	48 76	149	A Stony Brook	61 43			
			80	H St. Joseph' s	60 55	298	H Al bany (N. Y.)	77 55			
			79	H Hol y Cross	70 63	133	A Hartford	65 57			
			133	A Hartford	59 60	112	H Bi nghamton	75 57			
			232	N Northeastern	57 48	115	H Mai ne	65 44			

v
e
r
m
o
n
t

Vermont

Non-Div l Games:

Vermont

Loss, Non-Conf, S Site, H Home A Away N Neutral

Average RPI Win: 133		WON-LOST	WINNING	LAST 10	STRENGTH OF	OPP. STRENGTH	TEAM	ADJ.	CONF.	ADJ CONF.
Average RPI Loss: 55		RECORD	PCT. RANK	GAMES	SCHEDULE	OF SCHEDULE	RPI	RPI	RPI	RPI
DIV. I ONLY	20- 11	68	8- 2	37	54	37	36	5	5	
DIV. I NON-CONF.	7- 6	137	1- 1	73	98	89	86	5	5	
TOTALS	RPI 1-25	RPI 26-50	W-L RECORDS	RPI 51-100	RPI 150+					
20- 11	1- 4	5- 2	OVERALL	3- 3	7- 1					
8- 5	0- 1	3- 1	HOME	1- 2	3- 1					
8- 5	1- 2	1- 1	AWAY	0- 1	3- 0					
4- 1	0- 1	1- 0	NEUTRAL	2- 0	1- 0					
7- 6	1- 2	1- 0	NON-CONFERENCE	1- 3	4- 1					
2- 3	0- 0	0- 0	HOME	0- 2	2- 1					
2- 3	1- 2	0- 0	AWAY	0- 1	1- 0					
3- 0	0- 0	1- 0	NEUTRAL	1- 0	1- 0					
13- 5	0- 2	4- 2	CONFERENCE	2- 0	3- 0					
6- 2	0- 1	3- 1	HOME	1- 0	1- 0					
6- 2	0- 0	1- 1	AWAY	0- 0	2- 0					
1- 1	0- 1	0- 0	NEUTRAL	1- 0	0- 0					
RPI S Opponent Score	RPI 1-25	RPI 26-50	Team's RPI: 36	RPI 51-100	RPI 101+					
2 H Connecticut 60 93		27 H Virginia Tech 76 64		53 H Alabama 61 70	104 A Providence 49 62					
2 N Connecticut 39 83		29 A Notre Dame 48 45		65 N Harvard 59 51	106 A Seton Hall 59 52					
3 A Oklahoma 53 66		29 H Notre Dame 60 59		76 H Miami (Fla.) 80 52	107 A Rutgers 49 43					
17 A North Carolina 45 49		30 H Boston College 40 60		76 N Miami (Fla.) 68 49	148 A West Virginia 88 45					
18 A Penn St. 74 58		37 N Pepperdine 67 46		80 H St. Joseph's 62 68	148 H West Virginia 59 44					
		43 A Syracuse 53 61		81 A Temple 35 43	171 A Georgetown 59 46					
		43 H Syracuse 66 62			187 H Pennsylvania 62 69					
					191 H Pittsburgh 83 59					
					214 N Quinnipiac 62 51					
					283 A St. John's (N.Y.) 61 45					
					284 A La Salle 77 58					
					289 H Rider 64 48					
					317 H Morgan St. 69 55					
LAST 10 Division I GAMES:										
3 A Oklahoma 53 66		27 H Virginia Tech 76 64		171 A Georgetown 59 46						
37 N Pepperdine 67 46		43 H Syracuse 66 62		191 H Pittsburgh 83 59						
2 N Connecticut 39 83		107 A Rutgers 49 43								
76 N Miami (Fla.) 68 49										
29 A Notre Dame 48 45										

Non-Div I Games:

Villanova

Average RPI Win: 100		WON-LOST RECORD		WINNING PCT. RANK		LAST 10 GAMES		STRENGTH OF SCHEDULE		OPP. STRENGTH OF SCHEDULE		TEAM RPI		ADJ. RPI		CONF. RPI		ADJ CONF. RPI	
DIV. I ONLY		17- 13		112		6- 4		15		33		39		39		4		4	
DIV. I NON-CONF.		7- 5		103		0- 1		25		49		35		35		4		4	
TOTALS		RPI 1-25		RPI 26-50		W-L RECORDS		RPI 51-100		RPI 150+									
17- 13		1- 5		2- 2		OVERALL		3- 3		2- 1									
10- 4		1- 2		2- 0		HOME		2- 2		0- 0									
5- 7		0- 2		0- 1		AWAY		1- 1		1- 1									
2- 2		0- 1		0- 1		NEUTRAL		0- 0		1- 0									
7- 5		1- 0		2- 2		NON-CONFERENCE		1- 1		2- 1									
5- 1		1- 0		2- 0		HOME		1- 1		0- 0									
1- 3		0- 0		0- 1		AWAY		0- 0		1- 1									
1- 1		0- 0		0- 1		NEUTRAL		0- 0		1- 0									
10- 8		0- 5		0- 0		CONFERENCE		2- 2		0- 0									
5- 3		0- 2		0- 0		HOME		1- 1		0- 0									
4- 4		0- 2		0- 0		AWAY		1- 1		0- 0									
1- 1		0- 1		0- 0		NEUTRAL		0- 0		0- 0									
RPI 1-25		RPI 26-50		Team's RPI: 39		RPI 51-100		RPI 101+											
RPI S	Opponent	Score		RPI S	Opponent	Score		RPI S	Opponent	Score		RPI S	Opponent	Score					
4	A Duke	69 86		27	H Virginia Tech	60 58		58	A Clemson	65 73		103	A Florida St.	57 54					
4	H Duke	73 107		32	N Iowa	62 69		58	H Clemson	68 79		103	H Florida St.	66 62					
4	N Duke	67 71		35	H UC Santa Barb.	72 71		63	A North Carolina St.	68 52		105	A Georgi a Tech	61 92					
15	H Florida Int'l	78 65		40	A Tulane	63 74		63	H North Carolina St.	61 57		105	H Georgi a Tech	85 79					
17	A North Carolina	64 79						85	H Ohio St.	79 88		105	N Georgi a Tech	60 58					
17	H North Carolina	68 78						98	H Liberty	69 52		107	A Rutgers	48 53					
												122	H Howard	76 51					
												123	A Wake Forest	61 55					
												123	H Wake Forest	65 51					
												138	A Maryland	52 44					
												138	H Maryland	76 59					
												161	A Ri chmond	72 77					
												165	A Hampton	51 48					
												170	N Long Isl and	73 40					
LAST 10 Division I GAMES:																			
				32	N Iowa	62 69		138	H Maryland	76 59									
				4	N Duke	67 71		123	A Wake Forest	61 55									
				105	N Georgi a Tech	60 58		105	H Georgi a Tech	85 79									
				103	A Florida St.	57 54		58	A Clemson	65 73									
				17	H North Carolina	68 78		63	H North Carolina St.	61 57									

Non-Div I Games:

Virginia

Average RPI Win: 247
Average RPI Loss: 173

WON-LOST
RECORD

WINNING
PCT. RANK

LAST 10
GAMES

STRENGTH OF
SCHEDULE

OPP. STRENGTH
OF SCHEDULE

TEAM
RPI

ADJ.
RPI

CONF.
RPI

ADJ CONF.
RPI

DIV. I ONLY	14- 15	167	6- 4	200	303	194	201	30	30
DIV. I NON-CONF.	2- 7	265	0- 0	89	204	218	220	30	30

TOTALS RPI 1-25

RPI 26-50

W-L RECORDS

RPI 51-100

RPI 150+

14- 15 0- 1

0- 0

OVERALL

0- 1

13- 10

7- 5 0- 0

0- 0

HOME

0- 0

6- 3

6- 8 0- 1

0- 0

AWAY

0- 1

6- 6

1- 2 0- 0

0- 0

NEUTRAL

0- 0

1- 1

2- 7 0- 1

0- 0

NON-CONFERENCE

0- 1

1- 4

1- 2 0- 0

0- 0

HOME

0- 0

0- 1

1- 4 0- 1

0- 0

AWAY

0- 1

1- 2

0- 1 0- 0

0- 0

NEUTRAL

0- 0

0- 1

12- 8 0- 0

0- 0

CONFERENCE

0- 0

12- 6

6- 3 0- 0

0- 0

HOME

0- 0

6- 2

5- 4 0- 0

0- 0

AWAY

0- 0

5- 4

1- 1 0- 0

0- 0

NEUTRAL

0- 0

1- 0

RPI S Opponent Score
5 A Vanderbilt 40 75

RPI S Opponent Score

RPI S Opponent Score
65 A Harvard 54 77

RPI S Opponent Score
112 H Binghamton 61 66
119 H Manhattan 46 40
143 H St. Francis (Pa.) 56 58
143 N St. Francis (Pa.) 55 74
170 A Long Island 53 83
170 H Long Island 64 61
186 A Sacred Heart 48 54
186 H Sacred Heart 67 57
190 H Drexel 65 70
196 N Indiana St. 64 72
205 A Monmouth 56 70
205 N Monmouth 73 59
214 A Quinnipiac 77 75
214 H Quinnipiac 75 77
223 A Colgate 80 84
229 A Columbia 65 79
247 A UMBC 62 77
247 H UMBC 66 56
249 A Fairleigh Dickinson 61 56
256 A Hofstra 61 60
262 A Mt. St. Mary's 88 82
262 H Mt. St. Mary's 61 73
303 A Central Conn. St. 65 50
303 H Central Conn. St. 63 44
312 A St. Francis (N.Y.) 83 74
312 H St. Francis (N.Y.) 66 44
314 H Robert Morris 77 70

LAST 10 Division I GAMES:

143 N St. Francis (Pa.) 55 74

205 N Monmouth 73 59

170 H Long Island 64 61

303 A Central Conn. St. 65 50

143 H St. Francis (Pa.) 56 58

314 H Robert Morris 77 70

262 H Mt. St. Mary's 61 73

247 H UMBC 66 56

186 A Sacred Heart 48 54

249 A Fairleigh Dickinson 61 56

Team's RPI: 201
61 66
46 40
56 58
55 74
53 83
64 61
48 54
67 57
65 70
64 72
56 70
73 59
77 75
75 77
80 84
65 79
62 77
66 56
61 56
61 60
88 82
61 73
65 50
63 44
83 74
66 44
77 70

Wagner

Wagner

Non-Div I Games:

Wagner

Loss, Non-Conf, S Site, H Home A Away N Neutral

Average RPI Win:		143		WON-LOST RECORD		WINNING PCT. RANK		LAST 10 GAMES		STRENGTH OF SCHEDULE		OPP. STRENGTH OF SCHEDULE		TEAM RPI		ADJ. RPI		CONF. RPI		ADJ CONF. RPI	
Average RPI Loss:		53																			
DIV. I ONLY		19- 12		84		6- 4				83		60		74		72		7		7	
DIV. I NON-CONF.		6- 4		99		1- 0				87		28		74		73		6		6	
TOTALS		RPI 1-25				RPI 26-50		W-L RECORDS		RPI 51-100						RPI 150+					
19- 12		0- 2				3- 3		OVERALL		7- 7						8- 0					
12- 5		0- 1				3- 1		HOME		4- 3						5- 0					
7- 7		0- 1				0- 2		AWAY		3- 4						3- 0					
0- 0		0- 0				0- 0		NEUTRAL		0- 0						0- 0					
6- 4		0- 0				2- 2		NON-CONFERENCE		1- 2						2- 0					
4- 2		0- 0				2- 1		HOME		0- 1						2- 0					
2- 2		0- 0				0- 1		AWAY		1- 1						0- 0					
0- 0		0- 0				0- 0		NEUTRAL		0- 0						0- 0					
13- 8		0- 2				1- 1		CONFERENCE		6- 5						6- 0					
8- 3		0- 1				1- 0		HOME		4- 2						3- 0					
5- 5		0- 1				0- 1		AWAY		2- 3						3- 0					
0- 0		0- 0				0- 0		NEUTRAL		0- 0						0- 0					
RPI 1-25				RPI 26-50				RPI 51-100		Team's RPI : 72				RPI 101+							
RPI S	Opponent	Score		RPI S	Opponent	Score		RPI S	Opponent	Score		RPI S	Opponent	Score							
7	A Stanford	65 81		33	A Wi sconsi n	67 87		51	H Mi chi gan	70 71		129	A Montana St.	73 65							
7	H Stanford	67 75		41	A Ari zona St.	61 66		67	A Oregon	56 69		167	A UCLA	68 48							
				41	H Ari zona St.	68 50		67	A Oregon	64 78		167	H UCLA	86 53							
				48	H Santa Cl ara	56 71		67	H Oregon	88 80		220	H Boi se St.	99 50							
				49	H North Texas	82 61		67	H Oregon	73 77		232	H Northeastern	81 42							
				50	H Indi ana	85 73		73	A Oregon St.	74 58		244	A Cal i forni a	64 53							
								73	H Oregon St.	71 73		244	H Cal i forni a	85 46							
								83	A Ari zona	69 83		280	A Washi ngton St.	75 68							
								83	H Ari zona	77 73		280	H Washi ngton St.	98 64							
								93	A San Franci sco	68 72											
								95	A Southern	69 63											
									Cal i forni a												
								95	H Southern	80 79											
									Cal i forni a												
								95	H Southern	97 87											
									Cal i forni a												
								100	A St. Mary' s (Cal .)	62 55											
				LAST 10 Div sion I GAMES:																	
				67	H Oregon	73 77		73	H Oregon St.	71 73											
				95	H Southern Cal i forni a	97 87		244	A Cal i forni a	64 53											
				49	H North Texas	82 61		7	A Stanford	65 81											
				67	A Oregon	64 78		41	H Ari zona St.	68 50											
				67	H Oregon	88 80		83	H Ari zona	77 73											

Washington

Non-Di v I Games:

Washington

Loss,
Non-Conf, S Site,
H Home
A Away
N Neutral

Average RPI Win:		240	WON-LOST	WINNING	LAST 10	STRENGTH OF	OPP. STRENGTH	TEAM	ADJ.	CONF.	ADJ CONF.
Average RPI Loss:		98	RECORD	PCT. RANK	GAMES	SCHEDULE	OF SCHEDULE	RPI	RPI	RPI	RPI
DIV. I ONLY	2- 27	316	0- 10	90	75	283	280	7	7		
DIV. I NON-CONF.	2- 8	273	0- 0	118	164	234	233	6	6		
TOTALS	RPI 1-25	RPI 26-50	W-L RECORDS	RPI 51-100	RPI 150+						
2- 27	0- 3	0- 3	OVERALL	0- 13	2- 5						
2- 11	0- 1	0- 1	HOME	0- 5	2- 2						
0- 13	0- 2	0- 1	AWAY	0- 7	0- 3						
0- 3	0- 0	0- 1	NEUTRAL	0- 1	0- 0						
2- 8	0- 1	0- 1	NON-CONFERENCE	0- 2	2- 1						
2- 2	0- 0	0- 0	HOME	0- 0	2- 0						
0- 3	0- 1	0- 0	AWAY	0- 1	0- 1						
0- 3	0- 0	0- 1	NEUTRAL	0- 1	0- 0						
0- 19	0- 2	0- 2	CONFERENCE	0- 11	0- 4						
0- 9	0- 1	0- 1	HOME	0- 5	0- 2						
0- 10	0- 1	0- 1	AWAY	0- 6	0- 2						
0- 0	0- 0	0- 0	NEUTRAL	0- 0	0- 0						
RPI S	RPI 1-25	Score	RPI S	RPI 26-50	Score	RPI S	RPI 51-100	Score	RPI S	RPI 101+	Team's RPI: 280
7	A Stanford	50 76	41	A Arizona St.	40 68	51	N Mi chi gan	59 81	129	H Montana St.	68 75
7	H Stanford	57 104	41	H Arizona St.	56 75	55	A Hawai i	50 65	141	N Texas A&M	56 71
25	A Brigham Young	67 94	50	N Indi ana	37 64	67	A Oregon	47 76	147	H Montana	51 75
						67	A Oregon	67 85	167	A UCLA	55 79
						67	H Oregon	47 88	167	H UCLA	64 76
						72	A Washi ngton	64 98	230	H Gonzaga	80 72
						72	H Washi ngton	68 75	244	A Cal i forni a	63 76
						73	A Oregon St.	33 57	244	H Cal i forni a	50 62
						73	H Oregon St.	52 74	250	H Portl and St.	55 49
						83	A Ari zona	57 107	279	A Idaho	72 89
						83	H Ari zona	60 106			
						95	A Southern	38 79			
							Cal i forni a				
						95	H Southern	66 87			
							Cal i forni a				
LAST 10 Div sion I GAMES:											
67	A Oregon	67 85	83	H Ari zona	60 106						
73	H Oregon St.	52 74	41	H Ari zona St.	56 75						
67	H Oregon	47 88	95	A Southern Cal i forni a	38 79						
7	A Stanford	50 76	167	A UCLA	55 79						
244	A Cal i forni a	63 76	72	H Washi ngton	68 75						

Washington St.

Non-Div I Games:

Washington St.

Loss,
Non-Conf, S Site,
H Home
A Away
N Neutral

Average RPI Win: 210		WON-LOST	WINNING	LAST 10	STRENGTH OF	OPP. STRENGTH	TEAM	ADJ.	CONF.	ADJ CONF.
Average RPI Loss: 91		RECORD	PCT. RANK	GAMES	SCHEDULE	OF SCHEDULE	RPI	RPI	RPI	RPI
DIV. I ONLY		21- 9	51	8- 2	177	189	90	88	22	22
DIV. I NON-CONF.		8- 6	107	1- 1	136	110	110	107	22	22
TOTALS		RPI 1-25	RPI 26-50	W-L RECORDS	RPI 51-100	RPI 150+				
21- 9	0- 3	0- 0	OVERALL	0- 3	16- 1					
11- 3	0- 1	0- 0	HOME	0- 1	8- 0					
9- 4	0- 1	0- 0	AWAY	0- 1	7- 1					
1- 2	0- 1	0- 0	NEUTRAL	0- 1	1- 0					
8- 6	0- 3	0- 0	NON-CONFERENCE	0- 3	6- 0					
3- 2	0- 1	0- 0	HOME	0- 1	2- 0					
4- 2	0- 1	0- 0	AWAY	0- 1	3- 0					
1- 2	0- 1	0- 0	NEUTRAL	0- 1	1- 0					
13- 3	0- 0	0- 0	CONFERENCE	0- 0	10- 1					
8- 1	0- 0	0- 0	HOME	0- 0	6- 0					
5- 2	0- 0	0- 0	AWAY	0- 0	4- 1					
0- 0	0- 0	0- 0	NEUTRAL	0- 0	0- 0					
RPI 1-25		RPI 26-50		RPI 51-100		Team's RPI: 88		RPI 101+		
RPI S	Opponent	Score	RPI S	Opponent	Score	RPI S	Opponent	Score	RPI S	Opponent
7 A	Stanford	51 76				59 N	Oklahoma St.	64 77	128 A	San Jose St.
19 N	Minnesota	67 76				87 H	Utah	65 72	129 A	Montana St.
25 H	Brigham Young	49 70				92 A	Nebraska	63 89	129 H	Montana St.
									129 H	Montana St.
									146 H	Portland
									147 A	Montana
									147 H	Montana
									151 A	Northern Ariz.
									151 H	Northern Ariz.
									153 N	Fla. Atlantic
									193 A	Kansas
									219 A	UC Riverside
									219 H	UC Riverside
									220 A	Boise St.
									238 A	Eastern Wash.
									238 H	Eastern Wash.
									238 H	Eastern Wash.
									250 A	Portland St.
									250 H	Portland St.
									265 A	Idaho St.
									265 H	Idaho St.
									310 A	Sacramento St.
									310 H	Sacramento St.
									321 H	Tex. -Pan American
LAST 10 Division I GAMES:										
7 A	Stanford	51 76	147 A	Montana	76 65					
129 H	Montana St.	53 47	129 A	Montana St.	62 68					
238 H	Eastern Wash.	68 51	310 H	Sacramento St.	76 50					
265 A	Idaho St.	80 75	151 H	Northern Ariz.	66 64					
219 A	UC Riverside	69 60	265 H	Idaho St.	78 60					

Weber St.

Non-Div I Games: Mesa St.

74 55

Weber St.

West Virginia				Through Games Of 2002 Final										
Average RPI Win:		218	WON-LOST RECORD		WINNING PCT. RANK	LAST 10 GAMES		STRENGTH OF SCHEDULE	OPP. STRENGTH OF SCHEDULE	TEAM RPI	ADJ. RPI	CONF. RPI	ADJ CONF. RPI	
DIV. I ONLY		14- 14	159		3- 7		143	82	147	148	5	5		
DIV. I NON-CONF.		8- 3	46		0- 0		277	295	146	148	5	5		
TOTALS		RPI 1-25	RPI 26-50		W-L RECORDS		RPI 51-100		RPI 150+					
14- 14		0- 1	0- 9		OVERALL		1- 1		11- 0					
9- 3		0- 1	0- 2		HOME		1- 0		6- 0					
4- 9		0- 0	0- 6		AWAY		0- 1		4- 0					
1- 2		0- 0	0- 1		NEUTRAL		0- 0		1- 0					
8- 3		0- 0	0- 1		NON-CONFERENCE		0- 0		8- 0					
4- 0		0- 0	0- 0		HOME		0- 0		4- 0					
3- 2		0- 0	0- 1		AWAY		0- 0		3- 0					
1- 1		0- 0	0- 0		NEUTRAL		0- 0		1- 0					
6- 11		0- 1	0- 8		CONFERENCE		1- 1		3- 0					
5- 3		0- 1	0- 2		HOME		1- 0		2- 0					
1- 7		0- 0	0- 5		AWAY		0- 1		1- 0					
0- 1		0- 0	0- 1		NEUTRAL		0- 0		0- 0					
RPI 1-25		RPI 26-50		RPI 51-100		RPI 101+ Team's RPI: 148								
RPI S	Opponent	Score	RPI S	Opponent	Score	RPI S	Opponent	Score	RPI S	Opponent	Score			
2	H Connecticut	60 89	27	A Virginia Tech	62 67	76	A Miami (Fla.)	53 69	102	N Toledo	58 72			
			29	A Notre Dame	63 72		76	H Miami (Fla.)	57 52	104	H Providence	65 50		
			30	A Boston College	51 76					106	A Seton Hall	52 68		
			30	H Boston College	56 68					107	H Rutgers	65 49		
			34	A Colorado St.	74 85					120	A James Madison	56 74		
			36	A Villanova	44 59					171	H Georgetown	71 70		
			36	H Villanova	45 88					179	A Duquesne	84 81		
			43	A Syracuse	46 74					191	H Pittsburgh	80 63		
			43	N Syracuse	60 80					247	H UMBC	69 45		
										251	H Ohio	83 62		
										262	H Mt. St. Mary's	77 57		
										275	A Wright St.	90 53		
										283	A St. John's (N.Y.)	69 47		
										285	N Marshall	65 37		
										304	A Towson	64 50		
										314	H Robert Morris	89 39		
				LAST 10 Division I GAMES:										
			43	N Syracuse	60 80	30	H Boston College	56 68						
			2	H Connecticut	60 89	106	A Seton Hall	52 68						
			43	A Syracuse	46 74	171	H Georgetown	71 70						
			29	A Notre Dame	63 72	283	A St. John's (N.Y.)	69 47						
			104	H Providence	65 50	30	A Boston College	51 76						

Non-Div I Games:

West Virginia

Loss,
Non-Conf, S Site, H Home
A Away
N Neutral

Western Conf.				Through Games of 2002 Final							
Average RPI Win:		199	WON-LOST	WINNING	LAST 10	STRENGTH OF	OPP. STRENGTH	TEAM	ADJ.	CONF.	ADJ CONF.
Average RPI Loss:		127	RECORD	PCT. RANK	GAMES	SCHEDULE	OF SCHEDULE	RPI	RPI	RPI	RPI
DIV. I ONLY		15- 11	107	4- 5		166	177	135	137	15	15
DIV. I NON-CONF.		6- 1	11	0- 0		222	283	69	71	16	16
<hr/>											
TOTALS		RPI 1-25		RPI 26-50	W-L RECORDS		RPI 51-100			RPI 150+	
15- 11		0- 1		0- 0	OVERALL		2- 5			12- 5	
8- 3		0- 0		0- 0	HOME		2- 1			5- 2	
6- 7		0- 1		0- 0	AWAY		0- 3			6- 3	
1- 1		0- 0		0- 0	NEUTRAL		0- 1			1- 0	
6- 1		0- 1		0- 0	NON-CONFERENCE		0- 0			5- 0	
2- 0		0- 0		0- 0	HOME		0- 0			1- 0	
3- 1		0- 1		0- 0	AWAY		0- 0			3- 0	
1- 0		0- 0		0- 0	NEUTRAL		0- 0			1- 0	
9- 10		0- 0		0- 0	CONFERENCE		2- 5			7- 5	
6- 3		0- 0		0- 0	HOME		2- 1			4- 2	
3- 6		0- 0		0- 0	AWAY		0- 3			3- 3	
0- 1		0- 0		0- 0	NEUTRAL		0- 1			0- 0	
<hr/>											
RPI 1-25			RPI 26-50			RPI 51-100			RPI 101+ Team's RPI: 137		
RPI S	Opponent	Score	RPI S	Opponent	Score	RPI S	Opponent	Score	RPI S	Opponent	Score
17	A North Carolina	44 100				66	A UNC Greensboro	70 74	123	H Wake Forest	72 64
						66	H UNC Greensboro	69 67	157	A Wofford	62 77
						70	A Chattanooga	41 79	157	H Wofford	88 97
						70	H Chattanooga	52 83	162	A Ga. Southern	59 56
						97	A Furman	47 72	162	H Ga. Southern	83 75
						97	H Furman	66 58	181	A UCF	77 74
						97	N Furman	58 72	200	A Col. of Charleston	77 72
									200	H Col. of Charleston	59 64
									218	A Campbel l	56 55
									226	A Davi dson	59 83
									226	H Davi dson	107 80
									234	A Appal achi an St.	69 61
									234	H Appal achi an St.	68 65
									235	A East Tenn. St.	59 73
									235	H East Tenn. St.	85 79
									260	A Radford	83 66
									266	N Bethune-Cookman	65 52
									316	H UNC Asheville	80 53
<hr/>											
LAST 10 Division I GAMES:											
			97	N Furman	58 72	162	H Ga. Southern	83 75			
			66	H UNC Greensboro	69 67	70	H Chattanooga	52 83			
			234	A Appal achi an St.	69 61	157	A Wofford	62 77			
			200	A Col. of Charleston	77 72	226	A Davi dson	59 83			
			235	A East Tenn. St.	59 73	97	H Furman	66 58			

Western Caro.

Non-Div I Games: Savannah St. 84 55 Gardner-Webb 70 45

Western Caro.

Average RPI Win: 218										WON-LOST RECORD		WINNING PCT. RANK		LAST 10 GAMES		STRENGTH OF SCHEDULE		OPP. STRENGTH OF SCHEDULE		TEAM RPI		ADJ. RPI		CONF. RPI		ADJ CONF. RPI					
Average RPI Loss: 158																															
DIV. I ONLY										13- 12		143		6- 4		253		214		188		189		21		21					
DIV. I NON-CONF.										5- 5		146		0- 0		182		226		165		165		18		18					
TOTALS										RPI 1-25		RPI 26-50		W-L RECORDS		RPI 51-100				RPI 150+											
13- 12										0- 0		0- 1		OVERALL		0- 3				11- 6											
7- 4										0- 0		0- 1		HOME		0- 1				5- 1											
5- 6										0- 0		0- 0		AWAY		0- 1				5- 4											
1- 2										0- 0		0- 0		NEUTRAL		0- 1				1- 1											
5- 5										0- 0		0- 1		NON-CONFERENCE		0- 1				4- 2											
2- 2										0- 0		0- 1		HOME		0- 0				1- 0											
2- 2										0- 0		0- 0		AWAY		0- 0				2- 2											
1- 1										0- 0		0- 0		NEUTRAL		0- 1				1- 0											
8- 7										0- 0		0- 0		CONFERENCE		0- 2				7- 4											
5- 2										0- 0		0- 0		HOME		0- 1				4- 1											
3- 4										0- 0		0- 0		AWAY		0- 1				3- 2											
0- 1										0- 0		0- 0		NEUTRAL		0- 0				0- 1											
RPI 1-25										RPI 26-50		RPI 51-100		RPI 101+		Team's RPI: 189															
RPI S Opponent Score										RPI S Opponent Score		RPI S Opponent Score		RPI S Opponent Score		RPI S Opponent Score															
47 H Creighton 60 70										61 A Valparaiso 59 61		130 H Bradley 77 79																			
										61 H Valparaiso 66 72		139 H Northern Ill. 70 52																			
										69 N Stephen F. Austin 49 72		140 A Oakland 47 64																			
												140 H Oakland 75 62																			
												164 A Southern Methodist 54 57																			
												188 A Oral Roberts 67 60																			
												188 H Oral Roberts 75 54																			
												188 N Oral Roberts 72 75																			
												195 N Long Beach St. 70 61																			
												208 A Chicago St. 67 57																			
												208 H Chicago St. 68 58																			
												227 A Illinois St. 50 53																			
												233 A Cleveland St. 64 59																			
												236 H Youngstown St. 73 54																			
												240 A IUPUI 56 65																			
												240 H IUPUI 67 60																			
												274 A Southern Utah 54 69																			
												274 H Southern Utah 62 50																			
												286 A Butler 75 45																			
												300 A UMKC 61 48																			
												300 H UMKC 57 61																			
LAST 10 Division I GAMES:																															
188 N Oral Roberts 72 75										274 H Southern Utah 62 50																					
240 H IUPUI 67 60										208 H Chicago St. 68 58																					
140 H Oakland 75 62										61 A Valparaiso 59 61																					
188 A Oral Roberts 67 60										140 A Oakland 47 64																					
300 A UMKC 61 48										240 A IUPUI 56 65																					

Non-Div I Games: Alas. Fairbanks 67 58

Monmouth (Ill.) 83 25

McKendree	81	32
-----------	----	----

Western III.

Loss, Non-Conf, S Site, H Home A Away N Neutral

Average RPI Win: 160		WON-LOST RECORD		WINNING PCT. RANK		LAST 10 GAMES		STRENGTH OF SCHEDULE		OPP. STRENGTH OF SCHEDULE		TEAM RPI		ADJ. RPI		CONF. RPI		ADJ CONF. RPI	
Average RPI Loss: 68																			
DIV. I ONLY		16- 14		136		3- 7		38		93		80		82		11		11	
DIV. I NON-CONF.		6- 8		197		0- 3		29		36		80		80		13		13	
TOTALS		RPI 1-25		RPI 26-50		W-L RECORDS		RPI 51-100				RPI 150+							
16- 14		0- 4		0- 5		OVERALL		2- 2				8- 2							
7- 4		0- 2		0- 0		HOME		1- 0				3- 2							
8- 7		0- 2		0- 2		AWAY		1- 2				4- 0							
1- 3		0- 0		0- 3		NEUTRAL		0- 0				1- 0							
6- 8		0- 2		0- 3		NON-CONFERENCE		2- 2				1- 0							
3- 1		0- 1		0- 0		HOME		1- 0				1- 0							
3- 5		0- 1		0- 1		AWAY		1- 2				0- 0							
0- 2		0- 0		0- 2		NEUTRAL		0- 0				0- 0							
10- 6		0- 2		0- 2		CONFERENCE		0- 0				7- 2							
4- 3		0- 1		0- 0		HOME		0- 0				2- 2							
5- 2		0- 1		0- 1		AWAY		0- 0				4- 0							
1- 1		0- 0		0- 1		NEUTRAL		0- 0				1- 0							
RPI 1-25				RPI 26-50				RPI 51-100		Team's RPI: 82		RPI 101+							
RPI S	Opponent	Score		RPI S	Opponent	Score		RPI S	Opponent	Score		RPI S	Opponent	Score					
5	H Vanderbilt	83	102	31	A Georgia	58	76	71	A Illinois	84	91	110	H Denver	78	77				
15	A Florida Int'l	58	72	35	N UC Santa Barb.	78	90	78	A Louisville	94	86	113	A Evansville	59	76				
15	H Florida Int'l	71	84	49	A North Texas	72	75	91	H Tennessee Tech	84	70	126	A Middle Tenn.	71	66				
22	A Louisiana Tech	47	78	49	N North Texas	52	84	94	A Southwest Mo. St.	63	89	126	H Middle Tenn.	66	62				
				50	N Indiana	70	85					127	A Miami (Ohio)	73	68				
												131	H Kentucky	84	79				
												147	A Montana	73	70				
												154	H South Ala.	66	58				
												154	N South Ala.	64	49				
												159	H South Fla.	94	77				
												174	A Arkansas St.	77	62				
												174	H Arkansas St.	54	55				
												207	A New Mexico St.	82	67				
												225	H New Orleans	72	75				
												252	A Ark. -Little Rock	64	51				
												252	H Ark. -Little Rock	85	53				
												273	A La. -Lafayette	76	51				
				LAST 10 Division I GAMES:															
				71	A Illinois	84	91	49	A North Texas	72	75								
				49	N North Texas	52	84	94	A Southwest Mo. St.	63	89								
				154	N South Ala.	64	49	174	H Arkansas St.	54	55								
				126	H Middle Tenn.	66	62	252	H Ark. -Little Rock	85	53								
				31	A Georgia	58	76	225	H New Orleans	72	75								

Western Ky.

Western Ky.

Non-Div I Games:

Western Ky.

Loss,
Non-Conf, S Site,
H Home
A Away
N Neutral

Average RPI Win: 207		WON-LOST	WINNING	LAST 10	STRENGTH OF	OPP. STRENGTH	TEAM	ADJ.	CONF.	ADJ CONF.
Average RPI Loss: 111		RECORD	PCT. RANK	GAMES	SCHEDULE	OF SCHEDULE	RPI	RPI	RPI	RPI
DIV. I ONLY	15- 14	150	5- 4	165	150	158	160	18	18	
DIV. I NON-CONF.	3- 8	255	0- 0	162	62	219	218	19	20	
TOTALS	RPI 1-25	RPI 26-50	W-L RECORDS	RPI 51-100	RPI 150+					
15- 14	0- 1	1- 2	OVERALL	1- 1	10- 3					
8- 4	0- 0	0- 0	HOME	1- 1	5- 0					
5- 6	0- 0	0- 2	AWAY	0- 0	4- 1					
2- 4	0- 1	1- 0	NEUTRAL	0- 0	1- 2					
3- 8	0- 1	1- 2	NON-CONFERENCE	0- 0	2- 3					
1- 2	0- 0	0- 0	HOME	0- 0	1- 0					
0- 3	0- 0	0- 2	AWAY	0- 0	0- 1					
2- 3	0- 1	1- 0	NEUTRAL	0- 0	1- 2					
12- 6	0- 0	0- 0	CONFERENCE	1- 1	8- 0					
7- 2	0- 0	0- 0	HOME	1- 1	4- 0					
5- 3	0- 0	0- 0	AWAY	0- 0	4- 0					
0- 1	0- 0	0- 0	NEUTRAL	0- 0	0- 0					
RPI S Opponent Score	RPI 1-25	RPI S Opponent Score	RPI 26-50	RPI S Opponent Score	RPI 51-100	RPI S Opponent Score	RPI 101+	Team's RPI: 160		
9 N Kansas St.	62 91	26 A Arkansas	69 73	74 H Ball St.	73 85	102 A Toledo	64 55			
		29 A Notre Dame	48 71	90 H Kent St.	83 73	102 H Toledo	78 89			
		41 N Arizona St.	77 63			116 H Tulsa	59 62			
						117 A Eastern Mich.	58 72			
						117 H Eastern Mich.	80 68			
						123 H Wake Forest	55 67			
						127 A Miami (Ohio)	58 71			
						127 N Miami (Ohio)	70 77			
						139 A Northern Ill.	58 69			
						139 H Northern Ill.	73 59			
						161 N Richmond	76 79			
						174 N Arkansas St.	62 72			
						233 A Cleveland St.	78 80			
						237 H Buffalo	83 53			
						238 N Eastern Wash.	72 56			
						243 A Central Mich.	71 55			
						243 H Central Mich.	87 78			
						243 H Central Mich.	77 67			
						251 H Ohio	89 63			
						272 A Bowling Green	67 58			
						285 A Marshall	71 52			
						286 H Butler	80 63			
						313 A Akron	77 69			
		LAST 10 Division I GAMES:								
		127 N Miami (Ohio)	70 77	90 H Kent St.	83 73					
		243 H Central Mich.	77 67	272 A Bowling Green	67 58					
		117 A Eastern Mich.	58 72	102 H Toledo	78 89					
		139 A Northern Ill.	58 69	237 H Buffalo	83 53					
		243 H Central Mich.	87 78	243 A Central Mich.	71 55					

Western Mich.

Non-Div I Games: IPFW

77 81 IPFW

95 88

Western Mich.

Loss, Non-Conf, S Site, H Home A Away N Neutral

Average RPI Win: 161		WON-LOST	WINNING	LAST 10	STRENGTH OF	OPP. STRENGTH	TEAM	ADJ.	CONF.	ADJ CONF.
Average RPI Loss: 112		RECORD	PCT. RANK	GAMES	SCHEDULE	OF SCHEDULE	RPI	RPI	RPI	RPI
DIV. I ONLY		14- 15	167	6- 4	116	95	142	144	10	10
DIV. I NON-CONF.		5- 4	113	0- 0	131	105	116	118	9	9
TOTALS		RPI 1-25	RPI 26-50	W-L RECORDS	RPI 51-100	RPI 150+				
14- 15		1- 3	0- 2	OVERALL	3- 2	7- 5				
9- 6		0- 1	0- 1	HOME	2- 1	6- 1				
5- 8		1- 1	0- 1	AWAY	1- 1	1- 4				
0- 1		0- 1	0- 0	NEUTRAL	0- 0	0- 0				
5- 4		0- 1	0- 0	NON-CONFERENCE	2- 0	3- 3				
5- 1		0- 0	0- 0	HOME	2- 0	3- 1				
0- 3		0- 1	0- 0	AWAY	0- 0	0- 2				
0- 0		0- 0	0- 0	NEUTRAL	0- 0	0- 0				
9- 11		1- 2	0- 2	CONFERENCE	1- 2	4- 2				
4- 5		0- 1	0- 1	HOME	0- 1	3- 0				
5- 5		1- 0	0- 1	AWAY	1- 1	1- 2				
0- 1		0- 1	0- 0	NEUTRAL	0- 0	0- 0				
RPI 1-25		RPI 26-50		RPI 51-100		RPI 101+ Team's RPI: 144				
RPI S	Opponent	Score	RPI S	Opponent	Score	RPI S	Opponent	Score		
3	A Oklahoma	68 89	47	A Creighton	56 67	59	H Oklahoma St.	71 66	113	A Evansville 71 66
21	A Drake	80 78	47	H Creighton	77 81	62	H Wisconsin-Green Bay	78 71	113	H Evansville 67 70
21	H Drake	59 71				94	A Southwest Mo. St.	60 65	130	A Bradley 67 65
21	N Drake	70 77				94	A Southwest Mo. St.	75 44	130	H Bradley 85 70
						94	H Southwest Mo. St.	66 81	145	A Northern Iowa 74 87
									145	H Northern Iowa 73 81
									151	H Northern Ari z. 63 83
									177	H Texas-San Antoni o 69 46
									188	A Oral Roberts 58 62
									193	A Kansas 66 82
									196	A Indiana St. 64 72
									196	H Indiana St. 82 75
									207	H New Mexico St. 99 95
									227	A Illinois St. 64 68
									227	H Illinois St. 74 56
									271	H Murray St. 79 70
									282	A Southern Ill. 85 70
									282	H Southern Ill. 85 53
LAST 10 Division I GAMES:										
21	N Drake	70 77	196	H Indiana St.	82 75					
94	A Southwest Mo. St.	75 44	94	A Southwest Mo. St.	60 65					
130	A Bradley	67 65	113	A Evansville	71 66					
145	A Northern Iowa	74 87	282	A Southern Ill.	85 70					
227	H Illinois St.	74 56	47	H Creighton	77 81					

Non-Div I Games:

Wichita St.

Loss, Non-Conf, S Site, H Home A Away N Neutral

Wichita St.

Wichita St.

Average RPI Win: 233		WON-LOST RECORD	WINNING PCT. RANK	LAST 10 GAMES	STRENGTH OF SCHEDULE	OPP. STRENGTH OF SCHEDULE	TEAM RPI	ADJ. RPI	CONF. RPI	ADJ CONF. RPI	
DIV. I ONLY		11- 17	224	3- 7	199	139	214	213	14	14	
DIV. I NON-CONF.		5- 3	84	0- 0	279	201	174	174	15	15	
TOTALS		RPI 1-25	RPI 26-50	W-L RECORDS	RPI 51-100	RPI 150+					
11- 17		0- 3	0- 1	OVERALL	0- 3	10- 5					
6- 6		0- 1	0- 0	HOME	0- 1	5- 2					
4- 10		0- 2	0- 1	AWAY	0- 1	4- 3					
1- 1		0- 0	0- 0	NEUTRAL	0- 1	1- 0					
5- 3		0- 0	0- 1	NON-CONFERENCE	0- 1	5- 1					
3- 0		0- 0	0- 0	HOME	0- 0	3- 0					
2- 2		0- 0	0- 1	AWAY	0- 0	2- 1					
0- 1		0- 0	0- 0	NEUTRAL	0- 1	0- 0					
6- 14		0- 3	0- 0	CONFERENCE	0- 2	5- 4					
3- 6		0- 1	0- 0	HOME	0- 1	2- 2					
2- 8		0- 2	0- 0	AWAY	0- 1	2- 2					
1- 0		0- 0	0- 0	NEUTRAL	0- 0	1- 0					
RPI 1-25		RPI 26-50		RPI 51-100		RPI 101+ Team's RPI: 213					
RPI S	Opponent	Score	RPI S	Opponent	Score	RPI S	Opponent	Score	RPI S	Opponent	Score
12	A Old Domini on	36 70	37	A Pepperdi ne	71 84	64	A Del aware	77 80	111	A George Mason	67 80
12	A Old Domini on	52 73				64	H Del aware	52 60	111	H George Mason	65 69
12	H Old Domini on	47 105				78	N Loui svi lle	67 89	120	A James Madi son	49 69
									120	H James Madi son	51 66
									135	A UNC Wi lmi ngton	51 67
									135	H UNC Wi lmi ngton	65 38
									155	A Va. Commonweal th	74 85
									155	H Va. Commonweal th	82 90
									161	A Ri chmond	88 85
									190	A Drexel	67 61
									190	H Drexel	75 71
									191	A Pi ttsburgh	77 72
									231	A Loyol a (Md.)	59 60
									246	H Ameri can	87 70
									256	A Hofstra	67 70
									256	H Hofstra	81 85
									256	N Hofstra	77 69
									268	H Iona	65 47
									304	A Towson	54 49
									304	H Towson	79 57
									316	H UNC Ashevi lle	96 69
LAST 10 Division I GAMES:											
12	A Old Domini on	52 73	64	H Del aware	52 60						
256	N Hofstra	77 69	155	H Va. Commonweal th	82 90						
12	A Old Domini on	36 70	111	A George Mason	67 80						
256	A Hofstra	67 70	120	A James Madi son	49 69						
190	A Drexel	67 61	135	H UNC Wi lmi ngton	65 38						

Average RPI Win: 261		WON-LOST RECORD	WINNING PCT. RANK	LAST 10 GAMES	STRENGTH OF SCHEDULE	OPP. STRENGTH OF SCHEDULE	TEAM RPI	ADJ. RPI	CONF. RPI	ADJ CONF. RPI	
DIV. I ONLY		8- 18	264	5- 5	283	311	291	291	31	31	
DIV. I NON-CONF.		1- 9	302	0- 1	146	320	299	298	28	28	
TOTALS		RPI 1-25	RPI 26-50	W-L RECORDS	RPI 51-100	RPI 150+					
8- 18		0- 1	0- 0	OVERALL	0- 3	8- 13					
3- 9		0- 1	0- 0	HOME	0- 1	3- 6					
3- 8		0- 0	0- 0	AWAY	0- 2	3- 6					
2- 1		0- 0	0- 0	NEUTRAL	0- 0	2- 1					
1- 9		0- 1	0- 0	NON-CONFERENCE	0- 1	1- 6					
0- 5		0- 1	0- 0	HOME	0- 0	0- 3					
0- 4		0- 0	0- 0	AWAY	0- 1	0- 3					
1- 0		0- 0	0- 0	NEUTRAL	0- 0	1- 0					
7- 9		0- 0	0- 0	CONFERENCE	0- 2	7- 7					
3- 4		0- 0	0- 0	HOME	0- 1	3- 3					
3- 4		0- 0	0- 0	AWAY	0- 1	3- 3					
1- 1		0- 0	0- 0	NEUTRAL	0- 0	1- 1					
RPI 1-25		RPI 26-50		RPI 51-100		RPI 101+		Team's RPI: 291			
RPI S	Opponent	Score	RPI S	Opponent	Score	RPI S	Opponent	Score			
17 H	North Carolina	43 84				58 A	Clemson	43 86	118 H	Charlotte	56 68
						98 A	Liberty	59 76	157 H	Wofford	62 78
						98 H	Liberty	64 74	206 A	Mercer	49 67
									221 A	High Point	89 85
									221 H	High Point	81 75
									227 A	Elon	57 66
									227 H	Elon	75 84
									245 A	Charleston So.	58 42
									245 H	Charleston So.	44 57
									249 H	Fairleigh Dickinson	50 62
									254 A	Birmingham-So.	52 72
									254 H	Birmingham-So.	52 55
									257 A	Navy	58 73
									260 A	Radford	53 56
									260 H	Radford	59 69
									260 N	Radford	54 50
									270 A	Coastal Caro.	84 67
									270 H	Coastal Caro.	65 56
									270 N	Coastal Caro.	56 58
									282 N	Southern Ill.	72 65
									316 A	UNC Asheville	61 71
									316 H	UNC Asheville	82 62
LAST 10 Division I GAMES:											
270 N Coastal Caro.		56 58	221 H High Point		81 75						
260 N Radford		54 50	98 A Liberty		59 76						
316 H UNC Asheville		82 62	254 A Birmingham-So.		52 72						
270 A Coastal Caro.		84 67	260 H Radford		59 69						
245 A Charleston So.		58 42	227 H Elon		75 84						

Wintthrop

Non-Div I Games: Gardner-Webb 78 60 Newberry 99 44 Peace 103 47

Wintthrop

Loss, Non-Conf, S Site, H Home A Away N Neutral

Average RPI Win: 198				WON-LOST RECORD		WINNING PCT. RANK		LAST 10 GAMES		STRENGTH OF SCHEDULE		OPP. STRENGTH OF SCHEDULE		TEAM RPI		ADJ. RPI		CONF. RPI		ADJ CONF. RPI			
DIV. I ONLY				14- 13		147		5- 5		156		146		153		157		15		15			
DIV. I NON-CONF.				4- 3		107		0- 0		248		148		169		169		16		16			
TOTALS				RPI 1-25		RPI 26-50		W-L RECORDS		RPI 51-100				RPI 150+									
14- 13				0- 1		0- 0		OVERALL		1- 7				10- 5									
7- 4				0- 0		0- 0		HOME		1- 2				4- 2									
6- 8				0- 1		0- 0		AWAY		0- 4				5- 3									
1- 1				0- 0		0- 0		NEUTRAL		0- 1				1- 0									
4- 3				0- 1		0- 0		NON-CONFERENCE		0- 1				3- 1									
2- 0				0- 0		0- 0		HOME		0- 0				1- 0									
2- 3				0- 1		0- 0		AWAY		0- 1				2- 1									
0- 0				0- 0		0- 0		NEUTRAL		0- 0				0- 0									
10- 10				0- 0		0- 0		CONFERENCE		1- 6				7- 4									
5- 4				0- 0		0- 0		HOME		1- 2				3- 2									
4- 5				0- 0		0- 0		AWAY		0- 3				3- 2									
1- 1				0- 0		0- 0		NEUTRAL		0- 1				1- 0									
RPI 1-25				RPI 26-50		RPI 51-100		Team's RPI: 157															
RPI S	Opponent			Score		RPI S	Opponent			Score		RPI S	Opponent			Score							
8	A	South Carolina	53	77							66	A	UNC Greensboro	75	81	135	H	UNC Wi lmi ngton	74	54			
											66	H	UNC Greensboro	61	67	137	A	Western Caro.	97	88			
											70	A	Chattanooga	67	78	137	H	Western Caro.	77	62			
											70	H	Chattanooga	43	78	162	A	Ga. Southern	69	89			
											70	N	Chattanooga	61	65	162	H	Ga. Southern	63	80			
											78	A	Loui sville	59	83	162	N	Ga. Southern	73	63			
											97	A	Furman	72	81	200	A	Col. of Charleston	65	59			
											97	H	Furman	75	71	200	H	Col. of Charleston	82	67			
																225	A	New Orleans	63	62			
																226	A	Davi dson	97	74			
																226	H	Davi dson	77	53			
																234	A	Appal achi an St.	96	73			
																234	H	Appal achi an St.	93	83			
																235	A	East Tenn. St.	67	78			
																235	H	East Tenn. St.	74	76			
																273	A	La. -Lafayette	72	75			
																273	H	La. -Lafayette	74	71			
																291	A	Wi nthrop	78	62			

Average RPI Win: 168		WON-LOST RECORD		WINNING PCT. RANK		LAST 10 GAMES		STRENGTH OF SCHEDULE		OPP. STRENGTH OF SCHEDULE		TEAM RPI		ADJ. RPI		CONF. RPI		ADJ CONF. RPI	
DIV. I ONLY		12- 19		233		5- 5		87		136		176		175		16		16	
DIV. I NON-CONF.		5- 7		204		0- 0		41		91		115		112		12		12	
TOTALS		RPI 1-25		RPI 26-50		W-L RECORDS		RPI 51-100		RPI 150+									
12- 19		0- 2		0- 1		OVERALL		3- 6		7- 8									
8- 6		0- 1		0- 0		HOME		2- 2		4- 2									
2- 10		0- 1		0- 0		AWAY		0- 2		2- 6									
2- 3		0- 0		0- 1		NEUTRAL		1- 2		1- 0									
5- 7		0- 2		0- 1		NON-CONFERENCE		1- 2		2- 0									
4- 2		0- 1		0- 0		HOME		1- 0		1- 0									
1- 3		0- 1		0- 0		AWAY		0- 1		1- 0									
0- 2		0- 0		0- 1		NEUTRAL		0- 1		0- 0									
7- 12		0- 0		0- 0		CONFERENCE		2- 4		5- 8									
4- 4		0- 0		0- 0		HOME		1- 2		3- 2									
1- 7		0- 0		0- 0		AWAY		0- 1		1- 6									
2- 1		0- 0		0- 0		NEUTRAL		1- 1		1- 0									
RPI 1-25		RPI 26-50		RPI 51-100		RPI 101+		Team's RPI: 175											
RPI S	Opponent	Score	RPI S	Opponent	Score	RPI S	Opponent	Score	RPI S	Opponent	Score								
5	A Vanderbi l t	56 78	34	N Colorado St.	48 65	60	H Mi ssi ssi ppi St.	74 72	102	H Tol edo	108 95								
20	H Ci nci nnati	56 62				62	N Wi s. -Green Bay	51 64	115	A Mai ne	67 79								
						68	A George Washi ngton	58 61	126	H Mi ddl e Tenn.	60 68								
						68	H George Washi ngton	59 81	143	H St. Franci s (Pa.)	79 65								
						68	N George Washi ngton	67 64	152	A St. Bonaventure	68 72								
						80	H St. Joseph' s	75 61	161	A Ri chmond	73 93								
						80	N St. Joseph' s	80 90	161	H Ri chmond	71 83								
						81	H Temple	52 60	172	A Rhode Isl and	58 70								
						85	A Ohio St.	68 96	172	N Rhode Isl and	68 54								
									179	A Duquesne	56 77								
									179	H Duquesne	82 61								
									180	A Massachusetts	68 55								
									196	A Indi ana St.	80 72								
									197	A Dayton	66 77								
									197	H Dayton	68 80								
									239	H Fordham	68 63								
									284	A La Salle	58 63								
									284	H La Salle	82 64								
									313	H Akron	90 44								
				LAST 10 Div		si on I GAMES:													
						80	N St. Joseph' s	80 90	68	A George Washi ngton	58 61								
						68	N George Washi ngton	67 64	284	A La Salle	58 63								
						172	N Rhode Isl and	68 54	81	H Temple	52 60								
						161	H Ri chmond	71 83	80	H St. Joseph' s	75 61								
						179	H Duquesne	82 61	180	A Massachusetts	68 55								

Non-Div I Games:

Xavi er

Average RPI Win: 253		WON-LOST RECORD	WINNING PCT. RANK	LAST 10 GAMES	STRENGTH OF SCHEDULE	OPP. STRENGTH OF SCHEDULE	TEAM RPI	ADJ. RPI	CONF. RPI	ADJ CONF. RPI
DIV. I ONLY		14- 13	147	5- 5	287	246	213	215	23	23
DIV. I NON-CONF.		7- 6	137	0- 0	285	266	209	211	23	23
TOTALS		RPI 1-25	RPI 26-50	W-L RECORDS	RPI 51-100	RPI 150+				
14- 13		0- 0	0- 1	OVERALL	0- 3	13- 8				
8- 4		0- 0	0- 0	HOME	0- 1	7- 2				
4- 8		0- 0	0- 0	AWAY	0- 2	4- 6				
2- 1		0- 0	0- 1	NEUTRAL	0- 0	2- 0				
7- 6		0- 0	0- 1	NON-CONFERENCE	0- 1	6- 3				
3- 2		0- 0	0- 0	HOME	0- 0	2- 1				
2- 3		0- 0	0- 0	AWAY	0- 1	2- 2				
2- 1		0- 0	0- 1	NEUTRAL	0- 0	2- 0				
7- 7		0- 0	0- 0	CONFERENCE	0- 2	7- 5				
5- 2		0- 0	0- 0	HOME	0- 1	5- 1				
2- 5		0- 0	0- 0	AWAY	0- 1	2- 4				
0- 0		0- 0	0- 0	NEUTRAL	0- 0	0- 0				
RPI 1-25		RPI 26-50		RPI 51-100		Team's RPI: 215				
RPI S	Opponent	Score	RPI S	Opponent	Score	RPI S	Opponent	Score		
38 N	Houston	59 61	65 A	Harvard	65 77	108 H	Boston U.	67 76		
			65 H	Harvard	57 61	133 H	Hartford	48 47		
			76 A	Mi ami (Fl a.)	46 75	186 A	Sacred Heart	50 53		
						187 A	Pennsyl vani a	65 68		
						187 H	Pennsyl vani a	78 69		
						204 A	Cornel I	62 64		
						204 H	Cornel I	51 60		
						214 A	Qui nni pi ac	67 81		
						217 A	Dartmouth	67 69		
						217 H	Dartmouth	76 70		
						229 A	Col umbi a	66 53		
						229 H	Col umbi a	88 57		
						264 A	Pri nceton	85 80		
						264 H	Pri nceton	83 77		
						268 A	I ona	65 62		
						272 N	Bowl ing Green	81 69		
						272 N	Bowl ing Green	51 47		
						294 H	Army	69 71		
						298 H	Al bany (N. Y.)	80 61		
						301 A	Brown	57 73		
						301 H	Brown	79 60		
						303 H	Central Conn. St.	67 38		
						308 A	Lafayette	72 62		
		LAST 10 Div		sion I GAMES:						
			217 A	Dartmouth	67 69		204 H	Cornel I	51 60	
			65 A	Harvard	65 77		264 A	Pri nceton	85 80	
			187 H	Pennsyl vani a	78 69		187 A	Pennsyl vani a	65 68	
			264 H	Pri nceton	83 77		65 H	Harvard	57 61	
			229 H	Col umbi a	88 57		217 H	Dartmouth	76 70	

Non-Di v I Games:

Yale

Loss,
Non-Conf, S Site,
H Home
A Away
N Neutral

Average RPI Win:	241	WON-LOST	WINNING	LAST 10	STRENGTH OF	OPP. STRENGTH	TEAM	ADJ.	CONF.	ADJ CONF.
Average RPI Loss:	155	RECORD	PCT. RANK	GAMES	SCHEDULE	OF SCHEDULE	RPI	RPI	RPI	RPI

DIV. I ONLY	11- 16	218	4- 5	267	223	236	236	20	20
DIV. I NON-CONF.	3- 7	245	0- 0	271	248	279	279	20	19

TOTALS	RPI 1-25	RPI 26-50	W-L RECORDS	RPI 51-100	RPI 150+
11- 16	0- 0	0- 0	OVERALL	1- 5	10- 9
6- 4	0- 0	0- 0	HOME	1- 2	5- 2
5- 12	0- 0	0- 0	AWAY	0- 3	5- 7
0- 0	0- 0	0- 0	NEUTRAL	0- 0	0- 0
3- 7	0- 0	0- 0	NON-CONFERENCE	1- 1	2- 4
1- 1	0- 0	0- 0	HOME	1- 0	0- 1
2- 6	0- 0	0- 0	AWAY	0- 1	2- 3
0- 0	0- 0	0- 0	NEUTRAL	0- 0	0- 0
8- 9	0- 0	0- 0	CONFERENCE	0- 4	8- 5
5- 3	0- 0	0- 0	HOME	0- 2	5- 1
3- 6	0- 0	0- 0	AWAY	0- 2	3- 4
0- 0	0- 0	0- 0	NEUTRAL	0- 0	0- 0

RPI S	Opponent	Score	RPI S	Opponent	Score	RPI S	Opponent	Score	RPI S	Opponent	Score
						61	A Val parai so	55 77	102	A Tol edo	72 88
						62	A Wi s. -Green Bay	48 76	140	A Oakl and	56 81
						62	H Wi s. -Green Bay	55 72	169	A Detroi t	69 82
						84	A Wi s. -Mi l waukee	46 100	169	H Detroi t	66 57
						84	H Wi s. -Mi l waukee	46 67	189	A Western Ill.	54 73
						90	H Kent St.	79 64	194	A Loyol a (Ill.)	68 81
									194	A Loyol a (Ill.)	60 76
									194	H Loyol a (Ill.)	57 58
									203	A Ill. -Chi cago	64 56
									203	H Ill. -Chi cago	77 62
									208	A Chi cago St.	49 69
									233	A Cl evel and St.	71 80
									233	H Cl evel and St.	82 74
									237	A Buffal o	53 63
									272	H Bowl ing Green	61 71
									275	A Wri ght St.	87 66
									275	H Wri ght St.	87 61
									286	A Butler	62 52
									286	H Butler	75 67
									313	A Akron	70 47
									314	A Robert Morris	99 81
LAST 10 Div sion I GAMES:											
			194	A Loyol a (Ill.)	60 76		286	A Butler	62 52		
			275	A Wri ght St.	87 66		233	H Cl evel and St.	82 74		
			84	H Wi s. -Mi l waukee	46 67		84	A Wi s. -Mi l waukee	46 100		
			62	H Wi s. -Green Bay	55 72		203	H Ill. -Chi cago	77 62		
			169	A Detroi t	69 82		194	H Loyol a (Ill.)	57 58		

Non-Di v I Games: IPFW

81 62

Youngstown St.

Loss,
Non-Conf,
S Site,
H Home
A Away
N Neutral