

Average RPI Win: 56		WON-LOST	WINNING	LAST 10	STRENGTH OF	OPP. STRENGTH	TEAM	ADJ	CONF.	ADJ CONF.					
Average RPI Loss: 5		RECORD	PCT. RANK	GAMES	SCHEDULE	OF SCHEDULE	RPI	RPI	RPI	RPI					
DIV. I ONLY		33- 2	.94286	2	10- 0	1	6	1	.76031	1	1	1			
DIV. I NON-CONF.		16- 1	.94118	5	7- 0	2	48	1	.78872	1	1	1			
<hr/>															
TOTALS		RPI 1-25	RPI 26-50		W-L RECORDS		RPI 51-100		RPI 101-150		RPI 150+				
33- 2		12- 2	7- 0		OVERALL		6- 0		6- 0		2- 0				
16- 0		7- 0	3- 0		HOME		3- 0		2- 0		1- 0				
12- 2		3- 2	4- 0		AWAY		1- 0		3- 0		1- 0				
5- 0		2- 0	0- 0		NEUTRAL		2- 0		1- 0		0- 0				
16- 1		7- 1	3- 0		NON-CONFERENCE		4- 0		2- 0		0- 0				
7- 0		4- 0	1- 0		HOME		2- 0		0- 0		0- 0				
4- 1		1- 1	2- 0		AWAY		0- 0		1- 0		0- 0				
5- 0		2- 0	0- 0		NEUTRAL		2- 0		1- 0		0- 0				
17- 1		5- 1	4- 0		CONFERENCE		2- 0		4- 0		2- 0				
9- 0		3- 0	2- 0		HOME		1- 0		2- 0		1- 0				
8- 1		2- 1	2- 0		AWAY		1- 0		2- 0		1- 0				
0- 0		0- 0	0- 0		NEUTRAL		0- 0		0- 0		0- 0				
RPI S	Opponent	Score		RPI S	Opponent	Score		RPI S	Opponent	Score		RPI S	Opponent	Score	
2 N	Nebraska	3	0	29 A	Penn St.	3	1	51 N	Minnesota	3	0	101 N	Radford	3	0
3 A	Southern California	1	3	32 A	Santa Clara	3	1	55 H	Nevada	3	0	116 A	California	3	0
3 H	Southern California	3	1	34 A	Washington St.	3	0	58 H	Sacramento St.	3	0	116 H	California	3	0
5 A	Arizona	3	2	34 H	Washington St.	3	0	67 N	Texas	3	0	123 A	Washington	3	1
5 H	Arizona	3	2	37 H	San Jose St.	3	0	93 A	Arizona St.	3	0	123 H	Washington	3	0
6 A	Long Beach St.	1	3	46 A	Oregon St.	3	0	93 H	Arizona St.	3	0	140 A	Virginia	3	0
6 N	Long Beach St.	3	0	46 H	Oregon St.	3	0					166 A	Oregon	3	1
8 A	UCLA	3	2									166 H	Oregon	3	0
8 H	UCLA	3	0												
11 A	Texas A&M	3	1												
11 H	Texas A&M	3	0												
16 H	Pacific (Cal.)	3	2												
17 H	Colorado St.	3	0												
18 H	Utah	3	1												
<hr/>															
LAST 10 GAMES															
6 N	Long Beach St.	3	0	37 H	San Jose St.	3	0								
2 N	Nebraska	3	0	93 H	Arizona St.	3	0								
18 H	Utah	3	1	17 H	Colorado St.	3	0								
11 H	Texas A&M	3	0	5 A	Arizona	3	2								
55 H	Nevada	3	0	93 A	Arizona St.	3	0								

Non-Div. I Games:

Stanford

Average RPI Win: 70		WON-LOST RECORD		WINNING PCT. RANK		LAST 10 GAMES		STRENGTH OF SCHEDULE		OPP. STRENGTH OF SCHEDULE		TEAM RPI		ADJ RPI		CONF. RPI		ADJ CONF. RPI	
Average RPI Loss: 4																			
DIV. I ONLY		31- 2		.93939 3		9- 1		3		10		2		.74742 2		2		2	
DIV. I NON-CONF.		10- 2		.83333 24		3- 1		1		40		2		.78249 2		3		3	
TOTALS		RPI 1-25		RPI 26-50		W-L RECORDS		RPI 51-100		RPI 101-150		RPI 150+							
31- 2		14- 2		1- 0		OVERALL		9- 0		2- 0		5- 0							
16- 0		8- 0		0- 0		HOME		5- 0		1- 0		2- 0							
12- 1		5- 1		0- 0		AWAY		4- 0		1- 0		2- 0							
3- 1		1- 1		1- 0		NEUTRAL		0- 0		0- 0		1- 0							
10- 2		7- 2		1- 0		NON-CONFERENCE		1- 0		0- 0		1- 0							
6- 0		5- 0		0- 0		HOME		1- 0		0- 0		0- 0							
1- 1		1- 1		0- 0		AWAY		0- 0		0- 0		0- 0							
3- 1		1- 1		1- 0		NEUTRAL		0- 0		0- 0		1- 0							
21- 0		7- 0		0- 0		CONFERENCE		8- 0		2- 0		4- 0							
10- 0		3- 0		0- 0		HOME		4- 0		1- 0		2- 0							
11- 0		4- 0		0- 0		AWAY		4- 0		1- 0		2- 0							
0- 0		0- 0		0- 0		NEUTRAL		0- 0		0- 0		0- 0							
RPI S	Opponent	Score		RPI S	Opponent	Score		RPI S	Opponent	Score		RPI S	Opponent	Score					
1 N	Stanford	0	3	41 N	UC Santa Barb.	3	0	65 A	Texas Tech	3	0	135 A	Kansas	3	0				
4 H	Florida	3	2					65 H	Texas Tech	3	0	135 H	Kansas	3	0				
6 A	Long Beach St.	1	3					66 A	Baylor	3	0	155 N	Oral Roberts	3	0				
8 H	UCLA	3	0					66 H	Baylor	3	1	197 A	Iowa St.	3	0				
9 N	Hawaii	3	0					67 A	Texas	3	0	197 H	Iowa St.	3	0				
10 H	Pepperdine	3	0					67 H	Texas	3	0	241 A	Oklahoma	3	0				
11 A	Texas A&M	3	1					70 A	Missouri	3	1	241 H	Oklahoma	3	0				
11 H	Texas A&M	3	0					70 H	Missouri	3	0								
16 A	Pacific (Cal.)	3	1					88 H	Creighton	3	0								
17 H	Colorado St.	3	1																
20 A	Kansas St.	3	1																
20 A	Kansas St.	3	0																
20 H	Kansas St.	3	0																
21 H	Notre Dame	3	0																
25 A	Colorado	3	0																
25 H	Colorado	3	0																
				LAST 10 GAMES															
1 N	Stanford	0	3	197 A	Iowa St.	3	0												
17 H	Colorado St.	3	1	25 H	Colorado	3	0												
4 H	Florida	3	2	65 H	Texas Tech	3	0												
155 N	Oral Roberts	3	0	66 H	Baylor	3	1												
20 A	Kansas St.	3	1	241 A	Oklahoma	3	0												

Non-Div. I Games:

Nebraska

Average RPI Win:		67	WON-LOST RECORD		WINNING PCT. RANK		LAST 10 GAMES		STRENGTH OF SCHEDULE		OPP. STRENGTH OF SCHEDULE		TEAM RPI		ADJ RPI		CONF. RPI		ADJ CONF. RPI					
Average RPI Loss:		5																						
DIV. I ONLY			25- 4		.86207		14		8- 2		5		1		3		.71419		3		1		1	
DIV. I NON-CONF.			9- 1		.9		12		3- 0		8		46		4		.74156		4		1		1	
TOTALS		RPI 1-25		RPI 26-50				W-L RECORDS				RPI 51-100				RPI 101-150				RPI 150+				
25- 4		8- 4		6- 0				OVERALL				3- 0				5- 0				3- 0				
12- 1		5- 1		3- 0				HOME				1- 0				2- 0				1- 0				
10- 2		2- 2		3- 0				AWAY				1- 0				2- 0				2- 0				
3- 1		1- 1		0- 0				NEUTRAL				1- 0				1- 0				0- 0				
9- 1		4- 1		2- 0				NON-CONFERENCE				1- 0				1- 0				1- 0				
3- 0		2- 0		1- 0				HOME				0- 0				0- 0				0- 0				
3- 0		1- 0		1- 0				AWAY				0- 0				0- 0				1- 0				
3- 1		1- 1		0- 0				NEUTRAL				1- 0				1- 0				0- 0				
16- 3		4- 3		4- 0				CONFERENCE				2- 0				4- 0				2- 0				
9- 1		3- 1		2- 0				HOME				1- 0				2- 0				1- 0				
7- 2		1- 2		2- 0				AWAY				1- 0				2- 0				1- 0				
0- 0		0- 0		0- 0				NEUTRAL				0- 0				0- 0				0- 0				
RPI	S	Opponent		Score		RPI	S	Opponent		Score		RPI	S	Opponent		Score		RPI	S	Opponent		Score		
1	A	Stanford		1	3	31	A	Duke		3	0	59	N	Utah St.		3	0	104	N	Liberty		3	0	
1	H	Stanford		3	1	34	A	Washington St.		3	0	93	A	Arizona St.		3	0	116	A	California		3	0	
5	A	Arizona		0	3	34	H	Washington St.		3	1	93	H	Arizona St.		3	0	116	H	California		3	0	
5	H	Arizona		3	0	41	H	UC Santa Barb.		3	0							123	A	Washington		3	0	
5	H	Arizona		2	3	46	A	Oregon St.		3	0							123	H	Washington		3	0	
7	N	Wisconsin		2	3	46	H	Oregon St.		3	1							166	A	Oregon		3	0	
8	A	UCLA		3	2													166	H	Oregon		3	1	
8	H	UCLA		3	0													206	A	UC Irvine		3	1	
9	A	Hawaii		3	0																			
10	H	Pepperdine		3	1																			
12	H	Ohio St.		3	0																			
14	N	Cincinnati		3	0																			
						LAST 10 GAMES																		
						5	H	Arizona		2	3	46	A	Oregon St.		3	0							
						12	H	Ohio St.		3	0	166	H	Oregon		3	1							
						31	A	Duke		3	0	46	H	Oregon St.		3	1							
						104	N	Liberty		3	0	1	A	Stanford		1	3							
						166	A	Oregon		3	0	116	A	California		3	0							

Non-Div. I Games:

Southern California

Average RPI Win:		89	WON-LOST RECORD		WINNING PCT. RANK		LAST 10 GAMES		STRENGTH OF SCHEDULE		OPP. STRENGTH OF SCHEDULE		TEAM RPI		ADJ RPI		CONF. RPI		ADJ CONF. RPI					
Average RPI Loss:		4																						
DIV. I ONLY			28- 2		.93333		5		9- 1		8		34		4		.70999		4		7		7	
DIV. I NON-CONF.			11- 2		.84615		23		5- 1		7		47		7		.73181		7		9		9	
TOTALS		RPI 1-25		RPI 26-50		W-L RECORDS		RPI 51-100		RPI 101-150		RPI 150+												
28- 2		5- 2		3- 0		OVERALL		12- 0		3- 0		5- 0												
13- 1		2- 1		2- 0		HOME		4- 0		1- 0		4- 0												
10- 1		1- 0		1- 0		AWAY		6- 0		1- 0		1- 0												
5- 0		2- 0		0- 0		NEUTRAL		2- 0		1- 0		0- 0												
11- 2		5- 2		1- 0		NON-CONFERENCE		3- 0		0- 0		2- 0												
7- 1		2- 1		1- 0		HOME		2- 0		0- 0		2- 0												
2- 1		1- 1		0- 0		AWAY		1- 0		0- 0		0- 0												
2- 0		2- 0		0- 0		NEUTRAL		0- 0		0- 0		0- 0												
17- 0		0- 0		2- 0		CONFERENCE		9- 0		3- 0		3- 0												
6- 0		0- 0		1- 0		HOME		2- 0		1- 0		2- 0												
8- 0		0- 0		1- 0		AWAY		5- 0		1- 0		1- 0												
3- 0		0- 0		0- 0		NEUTRAL		2- 0		1- 0		0- 0												
RPI	S	Opponent		Score		RPI	S	Opponent		Score		RPI	S	Opponent		Score		RPI	S	Opponent		Score		
2	A	Nebraska		2	3	27	A	South Carolina		3	2	61	A	Arkansas		3	0	108	A	Georgia		3	0	
5	H	Arizona		0	3	27	H	South Carolina		3	0	61	N	Arkansas		3	2	108	H	Georgia		3	0	
10	N	Pepperdine		3	0	33	H	South Fla.		3	0	67	A	Texas		3	0	108	N	Georgia		3	0	
15	H	Louisville		3	0							68	A	Alabama		3	0	170	H	Virginia Tech		3	0	
21	H	Notre Dame		3	1							68	N	Alabama		3	0	205	H	Marshall		3	0	
22	N	Northern Ill.		3	0							72	A	Tennessee		3	0	209	H	Mississippi		3	0	
23	A	Illinois		3	0							72	H	Tennessee		3	0	221	H	Mississippi St.		3	0	
												75	H	Florida Int'l		3	0	268	A	Auburn		3	0	
												76	H	Florida A&M		3	0							
												89	A	LSU		3	0							
												100	A	Kentucky		3	0							
												100	H	Kentucky		3	0							
LAST 10 GAMES																								
2	A	Nebraska		2	3	170	H	Virginia Tech		3	0													
10	N	Pepperdine		3	0	61	N	Arkansas		3	2													
75	H	Florida Int'l		3	0	68	N	Alabama		3	0													
76	H	Florida A&M		3	0	108	N	Georgia		3	0													
21	H	Notre Dame		3	1	100	A	Kentucky		3	0													

Non-Div. I Games:

Florida

Arizona

Through Games Of 2001 Final

Average RPI Win: 73		WON-LOST RECORD		WINNING PCT. RANK		LAST 10 GAMES		STRENGTH OF SCHEDULE		OPP. STRENGTH OF SCHEDULE		TEAM RPI		ADJ RPI		CONF. RPI		ADJ CONF. RPI	
Average RPI Loss: 4																			
DIV. I ONLY		25- 5		.83333		17		8- 2		4		3		5		.70682		5	
DIV. I NON-CONF.		10- 1		.90909		8		5- 1		11		51		5		.73994		5	
TOTALS		RPI 1-25		RPI 26-50		W-L RECORDS		RPI 51-100		RPI 101-150		RPI 150+							
25- 5		8- 5		6- 0		OVERALL		2- 0		5- 0		4- 0							
12- 1		4- 1		3- 0		HOME		1- 0		2- 0		2- 0							
9- 3		3- 3		2- 0		AWAY		1- 0		2- 0		1- 0							
4- 1		1- 1		1- 0		NEUTRAL		0- 0		1- 0		1- 0							
10- 1		5- 1		2- 0		NON-CONFERENCE		0- 0		1- 0		2- 0							
4- 0		2- 0		1- 0		HOME		0- 0		0- 0		1- 0							
2- 0		2- 0		0- 0		AWAY		0- 0		0- 0		0- 0							
4- 1		1- 1		1- 0		NEUTRAL		0- 0		1- 0		1- 0							
15- 4		3- 4		4- 0		CONFERENCE		2- 0		4- 0		2- 0							
8- 1		2- 1		2- 0		HOME		1- 0		2- 0		1- 0							
7- 3		1- 3		2- 0		AWAY		1- 0		2- 0		1- 0							
0- 0		0- 0		0- 0		NEUTRAL		0- 0		0- 0		0- 0							
RPI	S	Opponent		Score		RPI	S	Opponent		Score		RPI	S	Opponent		Score			
1	A	Stanford		2 3		33	N	South Fla.		3 0		93	A	Arizona St.		3 1			
1	H	Stanford		2 3		34	A	Washington St.		3 0		93	H	Arizona St.		3 1			
3	A	Southern California		0 3		34	H	Washington St.		3 0				121 N Eastern Ill.		3 0			
3	A	Southern California		3 2		41	H	UC Santa Barb.		3 0				123 A Washington		3 1			
3	H	Southern California		3 0		46	A	Oregon St.		3 0				123 H Washington		3 2			
4	A	Florida		3 0		46	H	Oregon St.		3 0				166 A Oregon		3 0			
6	N	Long Beach St.		0 3										166 H Oregon		3 1			
8	A	UCLA		0 3										186 H Denver		3 0			
8	H	UCLA		3 0										205 N Marshall		3 0			
15	H	Louisville		3 0															
16	N	Pacific (Cal.)		3 0															
18	H	Utah		3 0															
23	A	Illinois		3 1															
LAST 10 GAMES																			
6	N	Long Beach St.		0 3		41	H	UC Santa Barb.		3 0									
16	N	Pacific (Cal.)		3 0		186	H	Denver		3 0									
3	A	Southern California		3 2		1	H	Stanford		2 3									
23	A	Illinois		3 1		116	H	California		3 0									
121	N	Eastern Ill.		3 0		34	A	Washington St.		3 0									

Non-Div. I Games:

Arizona

Average RPI Win:		101	WON-LOST	WINNING	LAST 10	STRENGTH OF		OPP. STRENGTH	TEAM	ADJ	CONF.	ADJ CONF.
Average RPI Loss:		1	RECORD	PCT. RANK	GAMES	SCHEDULE		OF SCHEDULE	RPI	RPI	RPI	RPI
DIV. I ONLY			33- 1	.97059	1	22		21	6	.7019	6	5
DIV. I NON-CONF.			15- 1	.9375	6	13		12	3	.77493	3	2
TOTALS		RPI 1-25	RPI 26-50		W-L RECORDS		RPI 51-100		RPI 101-150		RPI 150+	
33- 1		7- 1	5- 0		OVERALL		4- 0		7- 0		10- 0	
21- 0		5- 0	3- 0		HOME		3- 0		4- 0		6- 0	
9- 0		1- 0	1- 0		AWAY		1- 0		2- 0		4- 0	
3- 1		1- 1	1- 0		NEUTRAL		0- 0		1- 0		0- 0	
15- 1		5- 1	3- 0		NON-CONFERENCE		2- 0		3- 0		2- 0	
12- 0		4- 0	2- 0		HOME		2- 0		2- 0		2- 0	
0- 0		0- 0	0- 0		AWAY		0- 0		0- 0		0- 0	
3- 1		1- 1	1- 0		NEUTRAL		0- 0		1- 0		0- 0	
18- 0		2- 0	2- 0		CONFERENCE		2- 0		4- 0		8- 0	
9- 0		1- 0	1- 0		HOME		1- 0		2- 0		4- 0	
9- 0		1- 0	1- 0		AWAY		1- 0		2- 0		4- 0	
0- 0		0- 0	0- 0		NEUTRAL		0- 0		0- 0		0- 0	
RPI S	Opponent	Score	RPI S	Opponent	Score	RPI S	Opponent	Score	RPI S	Opponent	Score	
1 H	Stanford	3 1	41 A	UC Santa Barb.	3 0	52 H	Brigham Young	3 1	113 A	Cal Poly	3 1	
1 N	Stanford	0 3	41 H	UC Santa Barb.	3 2	59 A	Utah St.	3 0	113 H	Cal Poly	3 0	
2 H	Nebraska	3 1	43 N	American	3 0	59 H	Utah St.	3 0	117 N	Western Caro.	3 0	
5 N	Arizona	3 0	49 H	San Diego	3 0	81 H	San Diego St.	3 0	130 H	Pittsburgh	3 0	
8 H	UCLA	3 1	49 H	San Diego	3 0				141 A	Cal St. Northridge	3 0	
13 H	Northern Iowa	3 0							141 H	Cal St. Northridge	3 0	
16 A	Pacific (Cal.)	3 0							148 H	Weber St.	3 0	
16 H	Pacific (Cal.)	3 0							160 A	Idaho	3 0	
									160 H	Idaho	3 0	
									188 H	New Mexico	3 0	
									191 H	Iowa	3 0	
									193 A	Cal St. Fullerton	3 0	
									193 H	Cal St. Fullerton	3 0	
									195 A	UC Riverside	3 0	
									195 H	UC Riverside	3 0	
									206 A	UC Irvine	3 0	
									206 H	UC Irvine	3 0	
			LAST 10 GAMES									
1 N	Stanford	0 3	81 H	San Diego St.	3 0							
5 N	Arizona	3 0	52 H	Brigham Young	3 1							
13 H	Northern Iowa	3 0	130 H	Pittsburgh	3 0							
8 H	UCLA	3 1	148 H	Weber St.	3 0							
49 H	San Diego	3 0	59 H	Utah St.	3 0							

Non-Div. I Games:

Long Beach St.

Average RPI Win:	87	WON-LOST RECORD	WINNING PCT. RANK	LAST 10 GAMES	STRENGTH OF SCHEDULE	OPP. STRENGTH OF SCHEDULE	TEAM RPI	ADJ RPI	CONF. RPI	ADJ CONF. RPI		
DIV. I ONLY		27- 4	.87097	11	9- 1	15	14	8	.68055	7	3	3
DIV. I NON-CONF.		7- 3	.7	70	1- 1	16	39	16	.6779	16	4	4
<hr/>												
TOTALS	RPI 1-25	RPI 26-50		W-L RECORDS		RPI 51-100		RPI 101-150		RPI 150+		
27- 4	6- 3	7- 1		OVERALL		5- 0		2- 0		7- 0		
14- 1	2- 1	5- 0		HOME		3- 0		1- 0		3- 0		
10- 2	2- 1	1- 1		AWAY		2- 0		1- 0		4- 0		
3- 1	2- 1	1- 0		NEUTRAL		0- 0		0- 0		0- 0		
7- 3	2- 3	3- 0		NON-CONFERENCE		1- 0		0- 0		1- 0		
3- 1	0- 1	2- 0		HOME		1- 0		0- 0		0- 0		
1- 1	0- 1	0- 0		AWAY		0- 0		0- 0		1- 0		
3- 1	2- 1	1- 0		NEUTRAL		0- 0		0- 0		0- 0		
20- 1	4- 0	4- 1		CONFERENCE		4- 0		2- 0		6- 0		
11- 0	2- 0	3- 0		HOME		2- 0		1- 0		3- 0		
9- 1	2- 0	1- 1		AWAY		2- 0		1- 0		3- 0		
0- 0	0- 0	0- 0		NEUTRAL		0- 0		0- 0		0- 0		
RPI S	Opponent	Score	RPI S	Opponent	Score	RPI S	Opponent	Score	RPI S	Opponent	Score	
3 N	Southern California	3 2	29 A	Penn St.	2 3	51 A	Minnesota	3 0	147 A	Northwestern	3 0	
9 N	Hawaii	3 0	29 H	Penn St.	3 0	51 H	Minnesota	3 0	147 H	Northwestern	3 0	
11 N	Texas A&M	0 3	30 A	Michigan St.	3 0	96 H	St. Louis	3 1	168 A	Indiana	3 0	
12 A	Ohio St.	3 1	30 H	Michigan St.	3 0	99 A	Michigan	3 2	168 H	Indiana	3 0	
12 H	Ohio St.	3 0	30 H	Michigan St.	3 1	99 H	Michigan	3 1	191 A	Iowa	3 0	
13 H	Northern Iowa	2 3	38 H	Wis.-Milwaukee	3 0				191 H	Iowa	3 0	
16 A	Pacific (Cal.)	1 3	41 N	UC Santa Barb.	3 1				206 A	UC Irvine	3 0	
23 A	Illinois	3 0	42 H	Ball St.	3 0				212 A	Purdue	3 0	
23 H	Illinois	3 0							212 H	Purdue	3 0	
			LAST 10 GAMES									
			11 N	Texas A&M	0 3	51 H	Minnesota	3 0				
			30 H	Michigan St.	3 0	191 H	Iowa	3 0				
			38 H	Wis.-Milwaukee	3 0	30 A	Michigan St.	3 0				
			212 A	Purdue	3 0	99 A	Michigan	3 2				
			147 H	Northwestern	3 0	168 H	Indiana	3 0				

Non-Div. I Games:

Wisconsin

Average RPI Win: 76		WON-LOST RECORD		WINNING PCT. RANK		LAST 10 GAMES		STRENGTH OF SCHEDULE		OPP. STRENGTH OF SCHEDULE		TEAM RPI		ADJ RPI		CONF. RPI		ADJ CONF. RPI					
Average RPI Loss: 9																							
DIV. I ONLY		21- 9		.7 63		7- 3		2		2		9		.67813 8		1		1					
DIV. I NON-CONF.		9- 3		.75 46		4- 1		3		41		6		.73429 6		1		1					
TOTALS		RPI 1-25		RPI 26-50		W-L RECORDS		RPI 51-100		RPI 101-150		RPI 150+											
21- 9		6- 8		5- 1		OVERALL		3- 0		4- 0		3- 0											
7- 2		1- 2		2- 0		HOME		1- 0		2- 0		1- 0											
8- 7		1- 5		2- 0		AWAY		1- 0		2- 0		2- 0											
6- 0		4- 0		1- 0		NEUTRAL		1- 0		0- 0		0- 0											
9- 3		5- 3		2- 0		NON-CONFERENCE		1- 0		0- 0		1- 0											
0- 0		0- 0		0- 0		HOME		0- 0		0- 0		0- 0											
3- 3		1- 3		1- 0		AWAY		0- 0		0- 0		1- 0											
6- 0		4- 0		1- 0		NEUTRAL		1- 0		0- 0		0- 0											
12- 6		1- 5		3- 1		CONFERENCE		2- 0		4- 0		2- 0											
7- 2		1- 2		2- 0		HOME		1- 0		2- 0		1- 0											
5- 4		0- 3		1- 1		AWAY		1- 0		2- 0		1- 0											
0- 0		0- 0		0- 0		NEUTRAL		0- 0		0- 0		0- 0											
RPI	S	Opponent		Score		RPI	S	Opponent		Score		RPI	S	Opponent		Score							
1	A	Stanford		0 3		29	A	Penn St.		3 0		93	A	Arizona St.		3 0							
1	H	Stanford		2 3		34	A	Washington St.		3 0		93	H	Arizona St.		3 0							
2	A	Nebraska		0 3		34	H	Washington St.		3 2		99	N	Michigan		3 0							
3	A	Southern California		0 3		46	A	Oregon St.		1 3													
3	H	Southern California		2 3		46	H	Oregon St.		3 0													
5	A	Arizona		0 3		48	N	Pennsylvania		3 0													
5	H	Arizona		3 0																			
6	A	Long Beach St.		1 3																			
9	A	Hawaii		3 0																			
9	N	Hawaii		3 1																			
10	A	Pepperdine		0 3																			
10	N	Pepperdine		3 0																			
20	N	Kansas St.		3 1																			
21	N	Notre Dame		3 0																			
LAST 10 GAMES																							
6 A Long Beach St.						1 3						46 A Oregon St.						1 3					
9 N Hawaii						3 1						46 H Oregon St.						3 0					
29 A Penn St.						3 0						166 H Oregon						3 0					
48 N Pennsylvania						3 0						235 A St. Mary's (Cal.)						3 0					
166 A Oregon						3 1						1 A Stanford						0 3					

Non-Div. I Games:

UCLA

Average RPI Win: 110		WON-LOST	WINNING	LAST 10	STRENGTH OF		OPP. STRENGTH	TEAM	ADJ	CONF.	ADJ CONF.
Average RPI Loss: 4		RECORD	PCT. RANK	GAMES	SCHEDULE		OF SCHEDULE	RPI	RPI	RPI	RPI
DIV. I ONLY		23- 4	.85185	15	18		27	11	.65907	10	15
DIV. I NON-CONF.		9- 4	.69231	79	6		34	12	.69494	11	12
TOTALS		RPI 1-25	RPI 26-50		W-L RECORDS		RPI 51-100		RPI 101-150		RPI 150+
23- 4		2- 4	7- 0		OVERALL		3- 0		3- 0		8- 0
13- 0		1- 0	4- 0		HOME		3- 0		1- 0		4- 0
8- 2		0- 2	3- 0		AWAY		0- 0		1- 0		4- 0
2- 2		1- 2	0- 0		NEUTRAL		0- 0		1- 0		0- 0
9- 4		2- 4	3- 0		NON-CONFERENCE		3- 0		1- 0		0- 0
6- 0		1- 0	2- 0		HOME		3- 0		0- 0		0- 0
1- 2		0- 2	1- 0		AWAY		0- 0		0- 0		0- 0
2- 2		1- 2	0- 0		NEUTRAL		0- 0		1- 0		0- 0
14- 0		0- 0	4- 0		CONFERENCE		0- 0		2- 0		8- 0
7- 0		0- 0	2- 0		HOME		0- 0		1- 0		4- 0
7- 0		0- 0	2- 0		AWAY		0- 0		1- 0		4- 0
0- 0		0- 0	0- 0		NEUTRAL		0- 0		0- 0		0- 0
RPI S	Opponent	Score	RPI S	Opponent	Score	RPI S	Opponent	Score	RPI S	Opponent	Score
2 A	Nebraska	0 3	28 A	North Carolina	3 0	69 H	Northern Ariz.	3 0	109 N	Ga. Southern	3 0
3 A	Southern California	1 3	32 A	Santa Clara	3 0	71 H	Fresno St.	3 0	110 A	Loyola Marymount	3 0
4 N	Florida	0 3	32 H	Santa Clara	3 1	81 H	San Diego St.	3 0	110 H	Loyola Marymount	3 1
8 H	UCLA	3 0	36 H	Florida St.	3 0				181 A	Gonzaga	3 0
8 N	UCLA	0 3	41 H	UC Santa Barb.	3 1				181 H	Gonzaga	3 0
21 N	Notre Dame	3 0	49 A	San Diego	3 2				188 A	San Francisco	3 1
			49 H	San Diego	3 0				188 H	San Francisco	3 0
									235 A	St. Mary's (Cal.)	3 0
									235 H	St. Mary's (Cal.)	3 1
									236 A	Portland	3 0
									236 H	Portland	3 0
LAST 10 GAMES											
4 N	Florida	0 3	188 A	San Francisco	3 1						
28 A	North Carolina	3 0	32 A	Santa Clara	3 0						
109 N	Ga. Southern	3 0	110 A	Loyola Marymount	3 0						
235 H	St. Mary's (Cal.)	3 1	8 H	UCLA	3 0						
49 H	San Diego	3 0	181 H	Gonzaga	3 0						

Non-Div. I Games:

Pepperdine

Average RPI Win:	101	WON-LOST	WINNING	LAST 10	STRENGTH OF	OPP. STRENGTH	TEAM	ADJ	CONF.	ADJ CONF.		
Average RPI Loss:	9	RECORD	PCT. RANK	GAMES	SCHEDULE	OF SCHEDULE	RPI	RPI	RPI	RPI		
DIV. I ONLY		26- 6	.8125	21	8- 2	12	12	10	.65801	11	2	2
DIV. I NON-CONF.		9- 2	.81818	26	2- 1	17	50	10	.69564	10	3	3
<hr/>												
TOTALS	RPI 1-25	RPI 26-50		W-L RECORDS		RPI 51-100		RPI 101-150		RPI 150+		
26- 6	3- 6	3- 0		OVERALL		11- 0		3- 0		6- 0		
12- 3	1- 3	1- 0		HOME		5- 0		2- 0		3- 0		
10- 3	1- 1	1- 0		AWAY		5- 0		1- 0		2- 0		
4- 0	1- 0	1- 0		NEUTRAL		1- 0		0- 0		1- 0		
9- 2	1- 2	3- 0		NON-CONFERENCE		2- 0		1- 0		2- 0		
3- 1	0- 1	1- 0		HOME		0- 0		1- 0		1- 0		
2- 1	0- 1	1- 0		AWAY		1- 0		0- 0		0- 0		
4- 0	1- 0	1- 0		NEUTRAL		1- 0		0- 0		1- 0		
17- 4	2- 4	0- 0		CONFERENCE		9- 0		2- 0		4- 0		
9- 2	1- 2	0- 0		HOME		5- 0		1- 0		2- 0		
8- 2	1- 2	0- 0		AWAY		4- 0		1- 0		2- 0		
0- 0	0- 0	0- 0		NEUTRAL		0- 0		0- 0		0- 0		
RPI	S	Opponent	Score	RPI	S	Opponent	Score	RPI	S	Opponent	Score	
1	A	Stanford	0 3	36	H	Florida St.	3 0	65	A	Texas Tech	3 1	
1	H	Stanford	1 3	50	A	Houston	3 2	65	H	Texas Tech	3 0	
2	A	Nebraska	0 3	50	N	Houston	3 0	66	A	Baylor	3 0	
2	H	Nebraska	1 3					66	H	Baylor	3 0	
7	N	Wisconsin	3 0					67	A	Texas	3 1	
20	A	Kansas St.	2 3					67	H	Texas	3 0	
20	H	Kansas St.	3 1					67	H	Texas	3 0	
25	A	Colorado	3 0					70	A	Missouri	3 2	
25	H	Colorado	2 3					70	H	Missouri	3 1	
								74	A	Rice	3 0	
								86	N	Stephen F. Austin	3 0	
<hr/>												
LAST 10 GAMES												
1	A	Stanford	0 3	67	H	Texas	3 0					
7	N	Wisconsin	3 0	20	A	Kansas St.	2 3					
67	H	Texas	3 0	135	H	Kansas	3 1					
149	H	Texas-Arlington	3 0	241	A	Oklahoma	3 0					
65	H	Texas Tech	3 0	197	H	Iowa St.	3 0					

Non-Div. I Games:

Texas A&M

Average RPI Win:		108	WON-LOST RECORD		WINNING PCT. RANK		LAST 10 GAMES		STRENGTH OF SCHEDULE		OPP. STRENGTH OF SCHEDULE		TEAM RPI		ADJ RPI		CONF. RPI		ADJ CONF. RPI				
DIV. I ONLY			27- 4		.87097 11		8- 2		43		23		14		.65395 12		3		3				
DIV. I NON-CONF.			10- 1		.90909 8		2- 1		28		67		13		.68807 13		4		4				
TOTALS		RPI 1-25		RPI 26-50				W-L RECORDS		RPI 51-100				RPI 101-150				RPI 150+					
27- 4		4- 3		5- 1				OVERALL		5- 0				4- 0				9- 0					
13- 2		2- 1		1- 1				HOME		2- 0				3- 0				5- 0					
12- 2		2- 2		3- 0				AWAY		3- 0				1- 0				3- 0					
2- 0		0- 0		1- 0				NEUTRAL		0- 0				0- 0				1- 0					
10- 1		2- 1		2- 0				NON-CONFERENCE		1- 0				2- 0				3- 0					
5- 0		1- 0		0- 0				HOME		0- 0				2- 0				2- 0					
3- 1		1- 1		1- 0				AWAY		1- 0				0- 0				0- 0					
2- 0		0- 0		1- 0				NEUTRAL		0- 0				0- 0				1- 0					
17- 3		2- 2		3- 1				CONFERENCE		4- 0				2- 0				6- 0					
8- 2		1- 1		1- 1				HOME		2- 0				1- 0				3- 0					
9- 1		1- 1		2- 0				AWAY		2- 0				1- 0				3- 0					
0- 0		0- 0		0- 0				NEUTRAL		0- 0				0- 0				0- 0					
RPI	S	Opponent		Score		RPI	S	Opponent		Score		RPI	S	Opponent		Score		RPI	S	Opponent		Score	
3	A	Southern California		0	3	29	A	Penn St.		3	0	51	A	Minnesota		3	1	120	H	Robert Morris		3	0
7	A	Wisconsin		0	3	29	H	Penn St.		3	2	51	H	Minnesota		3	2	142	H	Ill.-Chicago		3	0
7	H	Wisconsin		1	3	30	A	Michigan St.		3	1	62	A	Wright St.		3	0	147	A	Northwestern		3	1
14	A	Cincinnati		3	0	30	H	Michigan St.		1	3	99	A	Michigan		3	0	147	H	Northwestern		3	0
14	H	Cincinnati		3	1	33	N	South Fla.		3	0	99	H	Michigan		3	1	152	H	Ohio		3	1
23	A	Illinois		3	0	44	A	Loyola (Ill.)		3	0							168	A	Indiana		3	0
23	H	Illinois		3	0													168	H	Indiana		3	0
																		191	A	Iowa		3	1
																		191	H	Iowa		3	1
																		212	A	Purdue		3	1
																		212	H	Purdue		3	0
																		218	N	Evansville		3	0
																		238	H	Tennessee Tech		3	0
LAST 10 GAMES																							
3	A	Southern California		0	3	99	H	Michigan		3	1												
14	H	Cincinnati		3	1	30	H	Michigan St.		1	3												
120	H	Robert Morris		3	0	23	A	Illinois		3	0												
191	A	Iowa		3	1	168	A	Indiana		3	0												
51	A	Minnesota		3	1	212	A	Purdue		3	1												

Non-Div. I Games:

Ohio St.

Average RPI Win:	125	WON-LOST RECORD	WINNING PCT. RANK	LAST 10 GAMES	STRENGTH OF SCHEDULE	OPP. STRENGTH OF SCHEDULE	TEAM RPI	ADJ RPI	CONF. RPI	ADJ CONF. RPI	
Average RPI Loss:	40										
DIV. I ONLY		31- 2	.93939	3	9- 1	75	76	12	.65298	13	16
DIV. I NON-CONF.		12- 1	.92308	7	3- 1	53	57	17	.67688	17	15
<hr/>											
TOTALS	RPI 1-25		RPI 26-50		W-L RECORDS		RPI 51-100		RPI 101-150		RPI 150+
31- 2	3- 1		2- 0		OVERALL		11- 1		1- 0		14- 0
14- 0	1- 0		1- 0		HOME		5- 0		0- 0		7- 0
10- 2	1- 1		0- 0		AWAY		3- 1		0- 0		6- 0
7- 0	1- 0		1- 0		NEUTRAL		3- 0		1- 0		1- 0
<hr/>											
12- 1	3- 1		2- 0		NON-CONFERENCE		2- 0		1- 0		4- 0
5- 0	1- 0		1- 0		HOME		1- 0		0- 0		2- 0
2- 1	1- 1		0- 0		AWAY		0- 0		0- 0		1- 0
5- 0	1- 0		1- 0		NEUTRAL		1- 0		1- 0		1- 0
<hr/>											
19- 1	0- 0		0- 0		CONFERENCE		9- 1		0- 0		10- 0
9- 0	0- 0		0- 0		HOME		4- 0		0- 0		5- 0
8- 1	0- 0		0- 0		AWAY		3- 1		0- 0		5- 0
2- 0	0- 0		0- 0		NEUTRAL		2- 0		0- 0		0- 0
<hr/>											
RPI S	Opponent	Score	RPI S	Opponent	Score	RPI S	Opponent	Score	RPI S	Opponent	Score
6 A	Long Beach St.	0 3	38 H	Wis.-Milwaukee	3 2	51 H	Minnesota	3 2	124 N	UTEP	3 1
7 A	Wisconsin	3 2	42 N	Ball St.	3 1	64 A	Southwest Mo. St.	3 1	163 N	McNeese St.	3 0
21 N	Notre Dame	3 1				64 H	Southwest Mo. St.	3 0	174 A	Southern Ill.	3 1
22 H	Northern Ill.	3 0				64 N	Southwest Mo. St.	3 2	174 H	Southern Ill.	3 0
						73 A	Bradley	2 3	180 A	Indiana St.	3 0
						73 H	Bradley	3 1	180 H	Indiana St.	3 0
						85 A	Illinois St.	3 0	187 A	Wichita St.	3 0
						85 H	Illinois St.	3 0	187 H	Wichita St.	3 0
						85 N	Illinois St.	3 0	188 A	New Mexico	3 0
						88 A	Creighton	3 0	191 H	Iowa	3 1
						88 H	Creighton	3 0	197 H	Iowa St.	3 0
						96 N	St. Louis	3 0	218 A	Evansville	3 0
									218 H	Evansville	3 0
									266 A	Drake	3 1
									266 H	Drake	3 0
<hr/>											
LAST 10 GAMES											
6 A	Long Beach St.	0 3	174 A	Southern Ill.	3 1						
51 H	Minnesota	3 2	218 A	Evansville	3 0						
22 H	Northern Ill.	3 0	197 H	Iowa St.	3 0						
64 N	Southwest Mo. St.	3 2	266 H	Drake	3 0						
85 N	Illinois St.	3 0	88 H	Creighton	3 0						

Non-Div. I Games:

Northern Iowa

Average RPI Win: 100		WON-LOST	WINNING	LAST 10	STRENGTH OF		OPP. STRENGTH	TEAM	ADJ	CONF.	ADJ CONF.
Average RPI Loss: 37		RECORD	PCT. RANK	GAMES	SCHEDULE		OF SCHEDULE	RPI	RPI	RPI	RPI
DIV. I ONLY		23- 8	.74194	41	7- 3		6	48	13	.65211	14
DIV. I NON-CONF.		8- 5	.61538	115	4- 1		5	15	9	.70177	9
TOTALS		RPI 1-25	RPI 26-50		W-L RECORDS		RPI 51-100		RPI 101-150		RPI 150+
23- 8		4- 6	4- 0		OVERALL		7- 1		0- 0		8- 1
10- 2		1- 2	2- 0		HOME		3- 0		0- 0		4- 0
8- 3		1- 2	1- 0		AWAY		3- 0		0- 0		3- 1
5- 3		2- 2	1- 0		NEUTRAL		1- 1		0- 0		1- 0
8- 5		2- 4	2- 0		NON-CONFERENCE		2- 1		0- 0		2- 0
3- 1		0- 1	1- 0		HOME		2- 0		0- 0		0- 0
1- 2		0- 2	0- 0		AWAY		0- 0		0- 0		1- 0
4- 2		2- 1	1- 0		NEUTRAL		0- 1		0- 0		1- 0
15- 3		2- 2	2- 0		CONFERENCE		5- 0		0- 0		6- 1
7- 1		1- 1	1- 0		HOME		1- 0		0- 0		4- 0
7- 1		1- 0	1- 0		AWAY		3- 0		0- 0		2- 1
1- 1		0- 1	0- 0		NEUTRAL		1- 0		0- 0		0- 0
RPI S	Opponent	Score	RPI S	Opponent	Score	RPI S	Opponent	Score	RPI S	Opponent	Score
3 N	Southern California	0 3	33 A	South Fla.	3 0	59 N	Utah St.	2 3	158 H	Tulane	3 0
9 A	Hawaii	0 3	38 H	Wis.-Milwaukee	3 0	62 H	Wright St.	3 1	165 A	Charlotte	1 3
12 A	Ohio St.	1 3	39 N	Dayton	3 0	84 A	Marquette	3 0	172 A	UAB	3 0
12 H	Ohio St.	0 3	50 H	Houston	3 1	84 H	Marquette	3 2	176 N	Wyoming	3 1
15 A	Louisville	3 2				87 A	Memphis	3 0	185 A	East Caro.	3 0
15 H	Louisville	1 3				87 N	Memphis	3 0	185 H	East Caro.	3 0
19 N	Xavier	3 1				90 H	Western Ky.	3 1	188 A	San Francisco	3 0
19 N	Xavier	3 0				96 A	St. Louis	3 2	198 H	TCU	3 1
24 H	DePaul	3 0							217 H	Southern Miss.	3 0
24 N	DePaul	1 3									
LAST 10 GAMES											
12 A	Ohio St.	1 3	87 N	Memphis	3 0						
19 N	Xavier	3 1	38 H	Wis.-Milwaukee	3 0						
19 N	Xavier	3 0	15 H	Louisville	1 3						
39 N	Dayton	3 0	84 A	Marquette	3 0						
24 N	DePaul	1 3	185 H	East Caro.	3 0						

Non-Div. I Games:

Cincinnati

Average RPI Win:	108	WON-LOST	WINNING	LAST 10	STRENGTH OF	OPP. STRENGTH	TEAM	ADJ	CONF.	ADJ CONF.					
Average RPI Loss:	35	RECORD	PCT. RANK	GAMES	SCHEDULE	OF SCHEDULE	RPI	RPI	RPI	RPI					
DIV. I ONLY		26- 7	.78788	25	8- 2	16	40	15	.64928	15	5	6			
DIV. I NON-CONF.		11- 3	.78571	34	5- 1	30	26	15	.68286	15	5	5			
<hr/>															
TOTALS	RPI 1-25	RPI 26-50		W-L RECORDS		RPI 51-100		RPI 101-150		RPI 150+					
26- 7	5- 5	5- 0		OVERALL		6- 2		0- 0		10- 0					
12- 3	2- 2	3- 0		HOME		2- 1		0- 0		5- 0					
9- 3	2- 2	1- 0		AWAY		2- 1		0- 0		4- 0					
5- 1	1- 1	1- 0		NEUTRAL		2- 0		0- 0		1- 0					
<hr/>															
11- 3	2- 3	3- 0		NON-CONFERENCE		3- 0		0- 0		3- 0					
6- 1	1- 1	2- 0		HOME		2- 0		0- 0		1- 0					
2- 2	0- 2	0- 0		AWAY		1- 0		0- 0		1- 0					
3- 0	1- 0	1- 0		NEUTRAL		0- 0		0- 0		1- 0					
<hr/>															
15- 4	3- 2	2- 0		CONFERENCE		3- 2		0- 0		7- 0					
6- 2	1- 1	1- 0		HOME		0- 1		0- 0		4- 0					
7- 1	2- 0	1- 0		AWAY		1- 1		0- 0		3- 0					
2- 1	0- 1	0- 0		NEUTRAL		2- 0		0- 0		0- 0					
<hr/>															
RPI S	Opponent	Score		RPI S	Opponent	Score		RPI S	Opponent	Score		RPI S	Opponent	Score	
4 A	Florida	0	3	26 H	Georgia Tech	3	2	72 H	Tennessee	3	2	158 H	Tulane	3	0
5 A	Arizona	0	3	33 A	South Fla.	3	2	84 H	Marquette	2	3	165 A	Charlotte	3	0
14 A	Cincinnati	3	1	38 N	Wis.-Milwaukee	3	0	84 N	Marquette	3	0	165 H	Charlotte	3	0
14 H	Cincinnati	2	3	39 H	Dayton	3	0	85 A	Illinois St.	3	1	172 A	UAB	3	1
16 H	Pacific (Cal.)	1	3	50 H	Houston	3	1	87 A	Memphis	3	1	185 A	East Caro.	3	1
18 N	Utah	3	0					96 A	St. Louis	2	3	198 H	TCU	3	0
19 H	Xavier	3	2					96 N	St. Louis	3	0	205 A	Marshall	3	0
24 A	DePaul	3	0					100 H	Kentucky	3	0	217 H	Southern Miss.	3	0
24 H	DePaul	3	1									267 N	UMKC	3	0
24 N	DePaul	2	3									273 H	IUPUI	3	0
<hr/>															
LAST 10 GAMES															
16 H	Pacific (Cal.)	1	3	24 N	DePaul	2	3								
26 H	Georgia Tech	3	2	84 N	Marquette	3	0								
39 H	Dayton	3	0	96 N	St. Louis	3	0								
19 H	Xavier	3	2	14 A	Cincinnati	3	1								
100 H	Kentucky	3	0	273 H	IUPUI	3	0								

Non-Div. I Games:

Louisville

Average RPI Win:	121	WON-LOST RECORD	WINNING PCT. RANK	LAST 10 GAMES	STRENGTH OF SCHEDULE	OPP. STRENGTH OF SCHEDULE	TEAM RPI	ADJ RPI	CONF. RPI	ADJ CONF. RPI					
DIV. I ONLY		28- 8	.77778	29	8- 2	29	24	18	.63833	16	6	5			
DIV. I NON-CONF.		13- 5	.72222	63	4- 1	24	21	14	.68355	14	2	2			
<hr/>															
TOTALS	RPI 1-25	RPI 26-50		W-L RECORDS		RPI 51-100		RPI 101-150		RPI 150+					
28- 8	3- 5	4- 1		OVERALL		4- 2		5- 0		12- 0					
15- 2	2- 2	2- 0		HOME		3- 0		3- 0		5- 0					
9- 5	1- 2	2- 1		AWAY		0- 2		2- 0		4- 0					
4- 1	0- 1	0- 0		NEUTRAL		1- 0		0- 0		3- 0					
<hr/>															
13- 5	3- 3	2- 1		NON-CONFERENCE		3- 1		1- 0		4- 0					
7- 1	2- 1	1- 0		HOME		2- 0		1- 0		1- 0					
2- 3	1- 1	1- 1		AWAY		0- 1		0- 0		0- 0					
4- 1	0- 1	0- 0		NEUTRAL		1- 0		0- 0		3- 0					
<hr/>															
15- 3	0- 2	2- 0		CONFERENCE		1- 1		4- 0		8- 0					
8- 1	0- 1	1- 0		HOME		1- 0		2- 0		4- 0					
7- 2	0- 1	1- 0		AWAY		0- 1		2- 0		4- 0					
0- 0	0- 0	0- 0		NEUTRAL		0- 0		0- 0		0- 0					
<hr/>															
RPI	S	Opponent	Score	RPI	S	Opponent	Score	RPI	S	Opponent	Score	RPI	S	Opponent	Score
1	A	Stanford	2 3	32	A	Santa Clara	1 3	55	A	Nevada	0 3	113	A	Cal Poly	3 1
2	H	Nebraska	1 3	34	A	Washington St.	3 2	58	H	Sacramento St.	3 0	113	H	Cal Poly	3 0
5	N	Arizona	0 3	41	A	UC Santa Barb.	3 1	59	A	Utah St.	2 3	141	A	Cal St. Northridge	3 0
6	A	Long Beach St.	0 3	41	H	UC Santa Barb.	3 2	59	H	Utah St.	3 0	141	H	Cal St. Northridge	3 0
6	H	Long Beach St.	0 3	47	H	Connecticut	3 0	73	N	Bradley	3 2	147	H	Northwestern	3 0
7	H	Wisconsin	3 1					79	H	Fairfield	3 1	153	H	George Washington	3 0
9	H	Hawaii	3 2									160	A	Idaho	3 0
15	A	Louisville	3 1									160	H	Idaho	3 0
												173	N	Alabama A&M	3 0
												181	N	Gonzaga	3 0
												193	A	Cal St. Fullerton	3 0
												193	H	Cal St. Fullerton	3 0
												195	A	UC Riverside	3 0
												195	H	UC Riverside	3 0
												206	A	UC Irvine	3 0
												206	H	UC Irvine	3 0
												253	N	Boise St.	3 0
<hr/>															
LAST 10 GAMES															
5 N Arizona 0 3 113 A Cal Poly 3 1															
173 N Alabama A&M 3 0 41 A UC Santa Barb. 3 1															
15 A Louisville 3 1 59 H Utah St. 3 0															
9 H Hawaii 3 2 160 H Idaho 3 0															
79 H Fairfield 3 1 6 A Long Beach St. 0 3															

Non-Div. I Games:

Pacific (Cal.)

Average RPI Win:	124	WON-LOST RECORD	WINNING PCT. RANK	LAST 10 GAMES	STRENGTH OF SCHEDULE	OPP. STRENGTH OF SCHEDULE	TEAM RPI	ADJ RPI	CONF. RPI	ADJ CONF. RPI		
DIV. I ONLY		29- 4	.87879	9	7- 3	101	29	19	.63354	17	9	9
DIV. I NON-CONF.		14- 2	.875	19	4- 2	44	52	18	.6688	18	8	8
<hr/>												
TOTALS	RPI 1-25	RPI 26-50		W-L RECORDS		RPI 51-100		RPI 101-150		RPI 150+		
29- 4	3- 4	4- 0		OVERALL		8- 0		3- 0		11- 0		
15- 0	3- 0	1- 0		HOME		5- 0		1- 0		5- 0		
10- 4	0- 4	2- 0		AWAY		2- 0		1- 0		5- 0		
4- 0	0- 0	1- 0		NEUTRAL		1- 0		1- 0		1- 0		
<hr/>												
14- 2	2- 2	4- 0		NON-CONFERENCE		4- 0		0- 0		4- 0		
8- 0	2- 0	1- 0		HOME		3- 0		0- 0		2- 0		
4- 2	0- 2	2- 0		AWAY		0- 0		0- 0		2- 0		
2- 0	0- 0	1- 0		NEUTRAL		1- 0		0- 0		0- 0		
<hr/>												
15- 2	1- 2	0- 0		CONFERENCE		4- 0		3- 0		7- 0		
7- 0	1- 0	0- 0		HOME		2- 0		1- 0		3- 0		
6- 2	0- 2	0- 0		AWAY		2- 0		1- 0		3- 0		
2- 0	0- 0	0- 0		NEUTRAL		0- 0		1- 0		1- 0		
<hr/>												
RPI S	Opponent	Score	RPI S	Opponent	Score	RPI S	Opponent	Score	RPI S	Opponent	Score	
1 A	Stanford	0 3	26 A	Georgia Tech	3 1	52 A	Brigham Young	3 0	143 A	UNLV	3 0	
2 A	Nebraska	1 3	40 N	Georgetown	3 0	52 H	Brigham Young	3 0	143 H	UNLV	3 0	
18 A	Utah	2 3	46 A	Oregon St.	3 1	59 H	Utah St.	3 1	143 N	UNLV	3 0	
18 A	Utah	2 3	49 H	San Diego	3 1	61 H	Arkansas	3 0	176 A	Wyoming	3 0	
18 H	Utah	3 0				66 H	Baylor	3 1	176 H	Wyoming	3 0	
25 H	Colorado	3 2				81 A	San Diego St.	3 0	186 A	Denver	3 0	
25 H	Colorado	3 0				81 H	San Diego St.	3 0	188 A	New Mexico	3 0	
						89 N	LSU	3 0	188 H	New Mexico	3 0	
									228 H	Murray St.	3 0	
									235 H	St. Mary's (Cal.)	3 0	
									236 A	Portland	3 0	
									260 A	Air Force	3 0	
									260 H	Air Force	3 0	
									260 N	Air Force	3 0	
<hr/>												
LAST 10 GAMES												
2 A	Nebraska	1 3	1 A	Stanford	0 3							
25 H	Colorado	3 2	18 A	Utah	2 3							
66 H	Baylor	3 1	143 N	UNLV	3 0							
46 A	Oregon St.	3 1	260 N	Air Force	3 0							
236 A	Portland	3 0	188 H	New Mexico	3 0							

Non-Div. I Games:

Colorado St.

U
t
a
h

Utah				Through Games Of 2001 Final							
Average RPI Win:	113	WON-LOST RECORD	WINNING PCT. RANK	LAST 10 GAMES	STRENGTH OF SCHEDULE	OPP. STRENGTH OF SCHEDULE	TEAM RPI	ADJ RPI	CONF. RPI	ADJ CONF. RPI	
DIV. I ONLY	25- 7	.78125	27	7- 3	33	22	20	.63347	18	9	9
DIV. I NON-CONF.	11- 4	.73333	58	3- 2	21	44	21	.66293	19	8	8

TOTALS	RPI 1-25	RPI 26-50		W-L RECORDS		RPI 51-100		RPI 101-150		RPI 150+	
25- 7	3- 5	1- 0		OVERALL		9- 2		4- 0		8- 0	
18- 0	3- 0	1- 0		HOME		8- 0		2- 0		4- 0	
6- 5	0- 3	0- 0		AWAY		0- 2		2- 0		4- 0	
1- 2	0- 2	0- 0		NEUTRAL		1- 0		0- 0		0- 0	
11- 4	1- 4	1- 0		NON-CONFERENCE		6- 0		2- 0		1- 0	
8- 0	1- 0	1- 0		HOME		5- 0		1- 0		0- 0	
2- 2	0- 2	0- 0		AWAY		0- 0		1- 0		1- 0	
1- 2	0- 2	0- 0		NEUTRAL		1- 0		0- 0		0- 0	
14- 3	2- 1	0- 0		CONFERENCE		3- 2		2- 0		7- 0	
10- 0	2- 0	0- 0		HOME		3- 0		1- 0		4- 0	
4- 3	0- 1	0- 0		AWAY		0- 2		1- 0		3- 0	
0- 0	0- 0	0- 0		NEUTRAL		0- 0		0- 0		0- 0	
RPI	S	Opponent	Score	RPI	S	Opponent	Score	RPI	S	Opponent	Score
1	A	Stanford	1 3	26	H	Georgia Tech	3 0	52	A	Brigham Young	0 3
5	A	Arizona	0 3					52	H	Brigham Young	3 2
9	N	Hawaii	2 3					52	H	Brigham Young	3 1
15	N	Louisville	0 3					59	H	Utah St.	3 1
17	A	Colorado St.	0 3					59	H	Utah St.	3 1
17	H	Colorado St.	3 2					60	H	Rhode Island	3 0
17	H	Colorado St.	3 2					65	H	Texas Tech	3 0
25	H	Colorado	3 2					65	H	Texas Tech	3 1
								79	N	Fairfield	3 2
								81	A	San Diego St.	2 3
								81	H	San Diego St.	3 0

U
t
a
h

Non-Div. I Games:

Utah

Average RPI Win:	98	WON-LOST RECORD	WINNING PCT. RANK	LAST 10 GAMES	STRENGTH OF SCHEDULE	OPP. STRENGTH OF SCHEDULE	TEAM RPI	ADJ RPI	CONF. RPI	ADJ CONF. RPI				
DIV. I ONLY		20- 8	.71429	55	8- 2	13	7	17	.63019	20	2	2		
DIV. I NON-CONF.		5- 2	.71429	64	1- 0	25	38	23	.65489	24	3	3		
<hr/>														
TOTALS	RPI 1-25	RPI 26-50		W-L RECORDS		RPI 51-100		RPI 101-150		RPI 150+				
20- 8	2- 7	2- 0		OVERALL		10- 1		2- 0		4- 0				
13- 2	2- 2	2- 0		HOME		6- 0		1- 0		2- 0				
6- 5	0- 4	0- 0		AWAY		3- 1		1- 0		2- 0				
1- 1	0- 1	0- 0		NEUTRAL		1- 0		0- 0		0- 0				
<hr/>														
5- 2	0- 2	2- 0		NON-CONFERENCE		3- 0		0- 0		0- 0				
4- 0	0- 0	2- 0		HOME		2- 0		0- 0		0- 0				
0- 1	0- 1	0- 0		AWAY		0- 0		0- 0		0- 0				
1- 1	0- 1	0- 0		NEUTRAL		1- 0		0- 0		0- 0				
<hr/>														
15- 6	2- 5	0- 0		CONFERENCE		7- 1		2- 0		4- 0				
9- 2	2- 2	0- 0		HOME		4- 0		1- 0		2- 0				
6- 4	0- 3	0- 0		AWAY		3- 1		1- 0		2- 0				
0- 0	0- 0	0- 0		NEUTRAL		0- 0		0- 0		0- 0				
<hr/>														
RPI	S	Opponent	Score		RPI	S	Opponent	Score		RPI	S	Opponent	Score	
2	A	Nebraska	0	3	34	H	Washington St.	3	0	61	H	Arkansas	3	2
2	H	Nebraska	0	3	50	H	Houston	3	1	61	H	Arkansas	3	1
2	H	Nebraska	1	3						65	A	Texas Tech	1	3
8	N	UCLA	1	3						65	H	Texas Tech	3	1
9	A	Hawaii	2	3						66	A	Baylor	3	0
11	A	Texas A&M	1	3						66	H	Baylor	3	2
11	H	Texas A&M	3	2						67	A	Texas	3	1
25	A	Colorado	1	3						67	H	Texas	3	1
25	H	Colorado	3	1						70	A	Missouri	3	0
										70	H	Missouri	3	2
										99	N	Michigan	3	0
<hr/>														
LAST 10 GAMES														
		2	H	Nebraska	1	3	25	H	Colorado	3	1			
		61	H	Arkansas	3	2	67	A	Texas	3	1			
		70	A	Missouri	3	0	135	A	Kansas	3	0			
		11	H	Texas A&M	3	2	197	H	Iowa St.	3	0			
		66	A	Baylor	3	0	2	A	Nebraska	0	3			

Non-Div. I Games:

Kansas St.

Average RPI Win:	129	WON-LOST RECORD	WINNING PCT. RANK	LAST 10 GAMES	STRENGTH OF SCHEDULE	OPP. STRENGTH OF SCHEDULE	TEAM RPI	ADJ RPI	CONF. RPI	ADJ CONF. RPI					
DIV. I ONLY		22- 7	.75862	35	8- 2	20	55	21	.62372	21	13	13			
DIV. I NON-CONF.		8- 7	.53333	147	2- 2	29	60	58	.58928	58	13	13			
<hr/>															
TOTALS	RPI 1-25	RPI 26-50		W-L RECORDS		RPI 51-100		RPI 101-150		RPI 150+					
22- 7	0- 5	5- 1		OVERALL		3- 1		6- 0		8- 0					
12- 0	0- 0	2- 0		HOME		1- 0		3- 0		6- 0					
7- 3	0- 2	1- 0		AWAY		1- 1		3- 0		2- 0					
3- 4	0- 3	2- 1		NEUTRAL		1- 0		0- 0		0- 0					
8- 7	0- 5	0- 1		NON-CONFERENCE		3- 1		2- 0		3- 0					
5- 0	0- 0	0- 0		HOME		1- 0		1- 0		3- 0					
2- 3	0- 2	0- 0		AWAY		1- 1		1- 0		0- 0					
1- 4	0- 3	0- 1		NEUTRAL		1- 0		0- 0		0- 0					
14- 0	0- 0	5- 0		CONFERENCE		0- 0		4- 0		5- 0					
7- 0	0- 0	2- 0		HOME		0- 0		2- 0		3- 0					
5- 0	0- 0	1- 0		AWAY		0- 0		2- 0		2- 0					
2- 0	0- 0	2- 0		NEUTRAL		0- 0		0- 0		0- 0					
RPI	S	Opponent	Score	RPI	S	Opponent	Score	RPI	S	Opponent	Score	RPI	S	Opponent	Score
2	A	Nebraska	0 3	30	N	Michigan St.	1 3	85	H	Illinois St.	3 2	106	A	Toledo	3 2
4	A	Florida	1 3	35	H	Rutgers	3 0	89	N	LSU	3 0	126	H	St. John's (N.Y.)	3 0
8	N	UCLA	0 3	40	H	Georgetown	3 1	96	A	St. Louis	1 3	130	A	Pittsburgh	3 0
10	N	Pepperdine	0 3	40	N	Georgetown	3 2	100	A	Kentucky	3 2	131	H	Seton Hall	3 0
13	N	Northern Iowa	1 3	47	A	Connecticut	3 1					137	A	Boston College	3 0
				47	N	Connecticut	3 0					145	H	Fla. Atlantic	3 0
												160	H	Idaho	3 1
												170	H	Virginia Tech	3 0
												177	H	Syracuse	3 0
												182	H	Villanova	3 0
												210	A	West Virginia	3 1
												215	H	Southwest Tex. St.	3 0
												225	H	Valparaiso	3 0
												249	A	Providence	3 0
				LAST 10 GAMES											
				30	N	Michigan St.	1 3	85	H	Illinois St.	3 2				
				4	A	Florida	1 3	131	H	Seton Hall	3 0				
				89	N	LSU	3 0	126	H	St. John's (N.Y.)	3 0				
				40	N	Georgetown	3 2	130	A	Pittsburgh	3 0				
				47	N	Connecticut	3 0	210	A	West Virginia	3 1				

Non-Div. I Games:

Notre Dame

Average RPI Win: 129		WON-LOST	WINNING	LAST 10	STRENGTH OF		OPP. STRENGTH	TEAM	ADJ	CONF.	ADJ CONF.
Average RPI Loss: 48		RECORD	PCT. RANK	GAMES	SCHEDULE		OF SCHEDULE	RPI	RPI	RPI	RPI
DIV. I ONLY		24-6	.8	23	8-2		36	88	22	.62007	22
DIV. I NON-CONF.		6-3	.66667	86	1-1		52	63	49	.60438	48
TOTALS		RPI 1-25	RPI 26-50		W-L RECORDS		RPI 51-100		RPI 101-150		RPI 150+
24-6	0-3	2-1		OVERALL		6-1		9-1		7-0	
16-1	0-1	2-0		HOME		5-0		5-0		4-0	
7-4	0-1	0-1		AWAY		1-1		3-1		3-0	
1-1	0-1	0-0		NEUTRAL		0-0		1-0		0-0	
6-3	0-3	0-0		NON-CONFERENCE		2-0		2-0		2-0	
4-1	0-1	0-0		HOME		2-0		0-0		2-0	
1-1	0-1	0-0		AWAY		0-0		1-0		0-0	
1-1	0-1	0-0		NEUTRAL		0-0		1-0		0-0	
18-3	0-0	2-1		CONFERENCE		4-1		7-1		5-0	
12-0	0-0	2-0		HOME		3-0		5-0		2-0	
6-3	0-0	0-1		AWAY		1-1		2-1		3-0	
0-0	0-0	0-0		NEUTRAL		0-0		0-0		0-0	
RPI S	Opponent	Score	RPI S	Opponent	Score	RPI S	Opponent	Score	RPI S	Opponent	Score
4 N	Florida	0 3	42 A	Ball St.	0 3	80 H	Bowling Green	3 0	103 H	Akron	3 1
13 A	Northern Iowa	0 3	42 H	Ball St.	3 0	85 H	Illinois St.	3 2	106 A	Toledo	3 1
24 H	DePaul	1 3	42 H	Ball St.	3 0	88 H	Creighton	3 0	106 H	Toledo	3 0
						95 A	Western Mich.	1 3	106 H	Toledo	3 0
						95 H	Western Mich.	3 0	111 A	Eastern Mich.	1 3
						98 A	Miami (Ohio)	3 2	111 H	Eastern Mich.	3 0
						98 H	Miami (Ohio)	3 0	115 A	Kent St.	3 1
									115 H	Kent St.	3 1
									136 N	Butler	3 0
									142 A	Ill.-Chicago	3 1
									152 A	Ohio	3 1
									162 H	Texas-San Antonio	3 0
									191 H	Iowa	3 0
									205 A	Marshall	3 0
									230 A	Central Mich.	3 1
									230 H	Central Mich.	3 1
									256 H	Buffalo	3 0
LAST 10 GAMES											
13 A	Northern Iowa	0 3	230 A	Central Mich.	3 1						
42 H	Ball St.	3 0	111 H	Eastern Mich.	3 0						
98 H	Miami (Ohio)	3 0	142 A	Ill.-Chicago	3 1						
106 H	Toledo	3 0	95 H	Western Mich.	3 0						
95 A	Western Mich.	1 3	42 H	Ball St.	3 0						

Non-Div. I Games:

Northern Ill.

[illegible]

Non-Div. I Games:

Illinois

Average RPI Win: 123		WON-LOST RECORD		WINNING PCT. RANK		LAST 10 GAMES		STRENGTH OF SCHEDULE		OPP. STRENGTH OF SCHEDULE		TEAM RPI		ADJ RPI		CONF. RPI		ADJ CONF. RPI	
DIV. I ONLY		24- 9		.72727 49		7- 3		42		45		27		.6134 24		5		6	
DIV. I NON-CONF.		9- 4		.69231 79		0- 1		62		10		25		.64331 25		5		5	
TOTALS		RPI 1-25		RPI 26-50		W-L RECORDS		RPI 51-100		RPI 101-150		RPI 150+							
24- 9		3- 4		3- 2		OVERALL		5- 3		1- 0		12- 0							
8- 5		0- 2		1- 1		HOME		3- 2		0- 0		4- 0							
9- 3		1- 2		2- 1		AWAY		1- 0		1- 0		4- 0							
7- 1		2- 0		0- 0		NEUTRAL		1- 1		0- 0		4- 0							
9- 4		1- 1		1- 1		NON-CONFERENCE		2- 2		1- 0		4- 0							
2- 3		0- 1		0- 1		HOME		1- 1		0- 0		1- 0							
3- 0		1- 0		1- 0		AWAY		0- 0		1- 0		0- 0							
4- 1		0- 0		0- 0		NEUTRAL		1- 1		0- 0		3- 0							
15- 5		2- 3		2- 1		CONFERENCE		3- 1		0- 0		8- 0							
6- 2		0- 1		1- 0		HOME		2- 1		0- 0		3- 0							
6- 3		0- 2		1- 1		AWAY		1- 0		0- 0		4- 0							
3- 0		2- 0		0- 0		NEUTRAL		0- 0		0- 0		1- 0							
RPI S	Opponent	Score		RPI S	Opponent	Score		RPI S	Opponent	Score		RPI S	Opponent	Score					
14 A	Cincinnati	0	3	33 H	South Fla.	3	2	51 N	Minnesota	0	3	142 A	Ill.-Chicago	3	1				
14 N	Cincinnati	3	1	38 A	Wis.-Milwaukee	3	0	73 H	Bradley	1	3	151 N	Southeast Mo. St.	3	0				
15 A	Louisville	1	3	44 H	Loyola (Ill.)	2	3	84 A	Marquette	3	2	158 A	Tulane	3	1				
15 H	Louisville	0	3	50 A	Houston	1	3	84 H	Marquette	3	1	162 N	Texas-San Antonio	3	2				
15 N	Louisville	3	2	50 A	Houston	3	1	85 H	Illinois St.	3	0	164 H	Wis.-Green Bay	3	1				
22 A	Northern Ill.	3	1					87 H	Memphis	3	1	165 H	Charlotte	3	1				
23 H	Illinois	1	3					88 N	Creighton	3	0	172 H	UAB	3	0				
								96 H	St. Louis	1	3	185 A	East Caro.	3	2				
												185 H	East Caro.	3	0				
												185 N	East Caro.	3	0				
												198 A	TCU	3	1				
												217 A	Southern Miss.	3	2				
												266 N	Drake	3	1				
				LAST 10 GAMES															
				51 N	Minnesota	0	3	198 A	TCU	3	1								
				15 N	Louisville	3	2	50 A	Houston	1	3								
				14 N	Cincinnati	3	1	15 H	Louisville	0	3								
				50 A	Houston	3	1	185 A	East Caro.	3	2								
				185 N	East Caro.	3	0	84 H	Marquette	3	1								

Non-Div. I Games:

DePaul

Colorado

Through Games Of 2001 Final

Average RPI Win:	112	WON-LOST	WINNING	LAST 10	STRENGTH OF	OPP. STRENGTH	TEAM	ADJ	CONF.	ADJ CONF.	
Average RPI Loss:	37	RECORD	PCT. RANK	GAMES	SCHEDULE	OF SCHEDULE	RPI	RPI	RPI	RPI	
DIV. I ONLY	19- 11	.63333	96	6- 4	11	36	26	.6125	25	2	2
DIV. I NON-CONF.	6- 4	.6	119	1- 1	9	142	28	.63439	28	3	3
<hr/>											
TOTALS	RPI 1-25	RPI 26-50		W-L RECORDS	RPI 51-100		RPI 101-150		RPI 150+		
19- 11	2- 7	1- 0		OVERALL	7- 3		3- 1		6- 0		
12- 2	1- 2	0- 0		HOME	4- 0		3- 0		4- 0		
5- 9	1- 3	0- 0		AWAY	2- 2		0- 1		2- 0		
2- 0	0- 0	1- 0		NEUTRAL	1- 0		0- 0		0- 0		
<hr/>											
6- 4	0- 3	1- 0		NON-CONFERENCE	1- 1		2- 0		2- 0		
4- 0	0- 0	0- 0		HOME	0- 0		2- 0		2- 0		
0- 4	0- 3	0- 0		AWAY	0- 1		0- 0		0- 0		
2- 0	0- 0	1- 0		NEUTRAL	1- 0		0- 0		0- 0		
<hr/>											
13- 7	2- 4	0- 0		CONFERENCE	6- 2		1- 1		4- 0		
8- 2	1- 2	0- 0		HOME	4- 0		1- 0		2- 0		
5- 5	1- 2	0- 0		AWAY	2- 2		0- 1		2- 0		
0- 0	0- 0	0- 0		NEUTRAL	0- 0		0- 0		0- 0		
<hr/>											
RPI S	Opponent	Score	RPI S	Opponent	Score	RPI S	Opponent	Score	RPI S	Opponent	Score
2 A	Nebraska	0 3	43 N	American	3 0	52 A	Brigham Young	2 3	110 H	Loyola Marymount	3 0
2 H	Nebraska	0 3				64 N	Southwest Mo. St.	3 1	134 H	Clemson	3 1
11 A	Texas A&M	3 2				65 A	Texas Tech	3 1	135 A	Kansas	1 3
11 H	Texas A&M	0 3				65 H	Texas Tech	3 0	135 H	Kansas	3 0
17 A	Colorado St.	2 3				66 A	Baylor	3 1	155 H	Oral Roberts	3 1
17 A	Colorado St.	0 3				66 H	Baylor	3 2	186 H	Denver	3 0
18 A	Utah	2 3				67 A	Texas	0 3	197 A	Iowa St.	3 0
20 A	Kansas St.	1 3				67 H	Texas	3 0	197 H	Iowa St.	3 0
20 H	Kansas St.	3 1				70 A	Missouri	1 3	241 A	Oklahoma	3 0
						70 H	Missouri	3 0	241 H	Oklahoma	3 0
<hr/>											
LAST 10 GAMES											
17 A	Colorado St.	2 3	67 A	Texas	0 3						
43 N	American	3 0	20 A	Kansas St.	1 3						
135 H	Kansas	3 0	70 H	Missouri	3 0						
2 A	Nebraska	0 3	66 H	Baylor	3 2						
241 H	Oklahoma	3 0	65 A	Texas Tech	3 1						

Non-Div. I Games:

Colorado

Average RPI Win:		108	WON-LOST RECORD		WINNING PCT. RANK		LAST 10 GAMES		STRENGTH OF SCHEDULE		OPP. STRENGTH OF SCHEDULE		TEAM RPI		ADJ RPI		CONF. RPI		ADJ CONF. RPI	
Average RPI Loss:		38																		
DIV. I ONLY			19- 8		.7037 62		7- 3		21		51		24		.61003 26		4		4	
DIV. I NON-CONF.			7- 3		.7 70		2- 1		12		64		19		.6617 20		7		7	
TOTALS		RPI 1-25		RPI 26-50		W-L RECORDS		RPI 51-100		RPI 101-150		RPI 150+								
19- 8		0- 3		3- 4		OVERALL		5- 0		9- 1		2- 0								
11- 2		0- 1		3- 1		HOME		2- 0		5- 0		1- 0								
6- 5		0- 2		0- 3		AWAY		1- 0		4- 0		1- 0								
2- 1		0- 0		0- 0		NEUTRAL		2- 0		0- 1		0- 0								
7- 3		0- 3		1- 0		NON-CONFERENCE		5- 0		1- 0		0- 0								
4- 1		0- 1		1- 0		HOME		2- 0		1- 0		0- 0								
1- 2		0- 2		0- 0		AWAY		1- 0		0- 0		0- 0								
2- 0		0- 0		0- 0		NEUTRAL		2- 0		0- 0		0- 0								
12- 5		0- 0		2- 4		CONFERENCE		0- 0		8- 1		2- 0								
7- 1		0- 0		2- 1		HOME		0- 0		4- 0		1- 0								
5- 3		0- 0		0- 3		AWAY		0- 0		4- 0		1- 0								
0- 1		0- 0		0- 0		NEUTRAL		0- 0		0- 1		0- 0								
RPI S	Opponent		Score		RPI S	Opponent		Score		RPI S	Opponent		Score		RPI S	Opponent		Score		
15 A	Louisville		2 3		28 A	North Carolina		0 3		60 N	Rhode Island		3 0		108 H	Georgia		3 0		
17 H	Colorado St.		1 3		28 H	North Carolina		3 2		61 H	Arkansas		3 1		112 A	Wake Forest		3 2		
18 A	Utah		0 3		31 A	Duke		1 3		65 N	Texas Tech		3 0		112 H	Wake Forest		3 1		
					31 H	Duke		2 3		76 A	Florida A&M		3 1		125 A	Maryland		3 1		
					36 A	Florida St.		2 3		89 H	LSU		3 0		125 H	Maryland		3 2		
					36 H	Florida St.		3 0							125 N	Maryland		2 3		
					40 H	Georgetown		3 0							134 A	Clemson		3 1		
															134 H	Clemson		3 0		
															140 A	Virginia		3 0		
															140 H	Virginia		3 0		
															232 A	North Carolina St.		3 1		
															232 H	North Carolina St.		3 0		
				LAST 10 GAMES																
	15 A	Louisville		2 3			232 H	North Carolina St.		3 0										
	108 H	Georgia		3 0			28 H	North Carolina		3 2										
	125 N	Maryland		2 3			36 A	Florida St.		2 3										
	125 A	Maryland		3 1			76 A	Florida A&M		3 1										
	140 A	Virginia		3 0			134 A	Clemson		3 1										

Non-Div. I Games:

Georgia Tech

South Carolina

Through Games Of 2001 Final

Average RPI Win:		115	WON-LOST RECORD		WINNING PCT. RANK		LAST 10 GAMES		STRENGTH OF SCHEDULE		OPP. STRENGTH OF SCHEDULE		TEAM RPI		ADJ RPI		CONF. RPI		ADJ CONF. RPI				
Average RPI Loss:		38																					
DIV. I ONLY			20- 6		.76923		33		7- 3		69		44		25		.60703		27				
DIV. I NON-CONF.			9- 1		.9		12		2- 1		86		71		26		.63785		27				
TOTALS		RPI 1-25		RPI 26-50		W-L RECORDS		RPI 51-100		RPI 101-150		RPI 150+											
20- 6		0- 2		2- 1		OVERALL		10- 3		4- 0		4- 0											
8- 2		0- 1		1- 0		HOME		4- 1		2- 0		1- 0											
8- 3		0- 1		0- 1		AWAY		4- 1		2- 0		2- 0											
4- 1		0- 0		1- 0		NEUTRAL		2- 1		0- 0		1- 0											
9- 1		0- 0		2- 1		NON-CONFERENCE		4- 0		2- 0		1- 0											
2- 0		0- 0		1- 0		HOME		0- 0		1- 0		0- 0											
3- 1		0- 0		0- 1		AWAY		2- 0		1- 0		0- 0											
4- 0		0- 0		1- 0		NEUTRAL		2- 0		0- 0		1- 0											
11- 5		0- 2		0- 0		CONFERENCE		6- 3		2- 0		3- 0											
6- 2		0- 1		0- 0		HOME		4- 1		1- 0		1- 0											
5- 2		0- 1		0- 0		AWAY		2- 1		1- 0		2- 0											
0- 1		0- 0		0- 0		NEUTRAL		0- 1		0- 0		0- 0											
RPI	S	Opponent		Score		RPI	S	Opponent		Score		RPI	S	Opponent		Score							
4	A	Florida		0 3		28	A	North Carolina		1 3		61	H	Arkansas		3 0							
4	H	Florida		2 3		28	H	North Carolina		3 1		61	N	Arkansas		3 0							
						32	N	Santa Clara		3 0		68	H	Alabama		3 0							
												72	A	Tennessee		0 3							
												72	A	Tennessee		3 2							
												72	H	Tennessee		3 1							
												85	N	Illinois St.		3 0							
												89	H	LSU		3 1							
												93	A	Arizona St.		3 2							
												97	N	Hofstra		3 0							
												98	A	Miami (Ohio)		3 0							
												100	A	Kentucky		3 1							
												100	H	Kentucky		3 0							
LAST 10 GAMES																							
						28	A	North Carolina		1 3		4	A	Florida		0 3							
						28	H	North Carolina		3 1		108	A	Georgia		3 0							
						61	N	Arkansas		1 3		68	H	Alabama		3 0							
						72	A	Tennessee		3 2		268	H	Auburn		3 0							
						112	H	Wake Forest		3 0		100	H	Kentucky		3 0							

Non-Div. I Games:

South Carolina

North Carolina

Through Games Of 2001 Final

Average RPI Win: 121		WON-LOST	WINNING	LAST 10	STRENGTH OF		OPP. STRENGTH	TEAM	ADJ	CONF.	ADJ CONF.				
Average RPI Loss: 49		RECORD	PCT. RANK	GAMES	SCHEDULE		OF SCHEDULE	RPI	RPI	RPI	RPI				
DIV. I ONLY		24- 9	.72727	49	6- 4		67	47	30	.60491	28	4	4		
DIV. I NON-CONF.		9- 5	.64286	97	1- 2		67	76	63	.58977	57	7	7		
TOTALS		RPI 1-25	RPI 26-50		W-L RECORDS		RPI 51-100		RPI 101-150		RPI 150+				
24- 9		0- 1	7- 6		OVERALL		1- 0		10- 2		6- 0				
11- 2		0- 1	5- 0		HOME		0- 0		4- 1		2- 0				
8- 6		0- 0	2- 5		AWAY		0- 0		4- 1		2- 0				
5- 1		0- 0	0- 1		NEUTRAL		1- 0		2- 0		2- 0				
9- 5		0- 1	2- 4		NON-CONFERENCE		1- 0		2- 0		4- 0				
4- 1		0- 1	2- 0		HOME		0- 0		1- 0		1- 0				
2- 3		0- 0	0- 3		AWAY		0- 0		1- 0		1- 0				
3- 1		0- 0	0- 1		NEUTRAL		1- 0		0- 0		2- 0				
15- 4		0- 0	5- 2		CONFERENCE		0- 0		8- 2		2- 0				
7- 1		0- 0	3- 0		HOME		0- 0		3- 1		1- 0				
6- 3		0- 0	2- 2		AWAY		0- 0		3- 1		1- 0				
2- 0		0- 0	0- 0		NEUTRAL		0- 0		2- 0		0- 0				
RPI S	Opponent	Score		RPI S	Opponent	Score		RPI S	Opponent	Score		RPI S	Opponent	Score	
10 H	Pepperdine	0 3		26 A	Georgia Tech	2 3		88 N	Creighton	3 1		112 A	Wake Forest	3 1	
				26 H	Georgia Tech	3 0						112 H	Wake Forest	1 3	
				27 A	South Carolina	1 3						125 A	Maryland	2 3	
				27 H	South Carolina	3 1						125 H	Maryland	3 0	
				29 A	Penn St.	2 3						125 N	Maryland	3 0	
				31 A	Duke	3 1						134 A	Clemson	3 0	
				31 H	Duke	3 0						134 H	Clemson	3 1	
				32 A	Santa Clara	2 3						134 N	Clemson	3 2	
				36 A	Florida St.	3 1						135 H	Kansas	3 1	
				36 A	Florida St.	0 3						140 A	Virginia	3 1	
				36 H	Florida St.	3 2						140 H	Virginia	3 0	
				41 N	UC Santa Barb.	0 3						146 A	Davidson	3 0	
				45 H	William & Mary	3 1						165 H	Charlotte	3 0	
												182 N	Villanova	3 0	
												185 A	East Caro.	3 0	
												232 A	North Carolina St.	3 0	
												232 H	North Carolina St.	3 0	
												261 N	Loyola (Md.)	3 0	
				LAST 10 GAMES											
				10 H	Pepperdine	0 3		134 N	Clemson	3 2					
				27 H	South Carolina	3 1		36 A	Florida St.	0 3					
				27 A	South Carolina	1 3		232 H	North Carolina St.	3 0					
				36 A	Florida St.	3 1		134 A	Clemson	3 0					
				125 N	Maryland	3 0		26 A	Georgia Tech	2 3					

Non-Div. I Games:

North Carolina

Average RPI Win:	126	WON-LOST RECORD	WINNING PCT. RANK	LAST 10 GAMES	STRENGTH OF SCHEDULE	OPP. STRENGTH OF SCHEDULE	TEAM RPI	ADJ RPI	CONF. RPI	ADJ CONF. RPI		
DIV. I ONLY		22- 8	.73333	46	6- 4	80	19	28	.6042	29	3	3
DIV. I NON-CONF.		8- 2	.8	27	1- 1	74	61	34	.6244	34	4	4
<hr/>												
TOTALS	RPI 1-25	RPI 26-50		W-L RECORDS		RPI 51-100		RPI 101-150		RPI 150+		
22- 8	2- 6	3- 1		OVERALL		5- 1		2- 0		10- 0		
16- 4	2- 3	2- 1		HOME		4- 0		1- 0		7- 0		
6- 4	0- 3	1- 0		AWAY		1- 1		1- 0		3- 0		
0- 0	0- 0	0- 0		NEUTRAL		0- 0		0- 0		0- 0		
8- 2	0- 2	2- 0		NON-CONFERENCE		2- 0		0- 0		4- 0		
8- 2	0- 2	2- 0		HOME		2- 0		0- 0		4- 0		
0- 0	0- 0	0- 0		AWAY		0- 0		0- 0		0- 0		
0- 0	0- 0	0- 0		NEUTRAL		0- 0		0- 0		0- 0		
14- 6	2- 4	1- 1		CONFERENCE		3- 1		2- 0		6- 0		
8- 2	2- 1	0- 1		HOME		2- 0		1- 0		3- 0		
6- 4	0- 3	1- 0		AWAY		1- 1		1- 0		3- 0		
0- 0	0- 0	0- 0		NEUTRAL		0- 0		0- 0		0- 0		
RPI S	Opponent	Score		RPI S	Opponent	Score		RPI S	Opponent	Score		
1 H	Stanford	1	3	28 H	North Carolina	3	2	147 A	Northwestern	3	0	
7 A	Wisconsin	0	3	30 A	Michigan St.	3	0	51 H	Minnesota	3	0	
7 H	Wisconsin	3	2	30 H	Michigan St.	1	3	56 H	George Mason	3	1	
8 H	UCLA	0	3	35 H	Rutgers	3	1	79 H	Fairfield	3	0	
12 A	Ohio St.	2	3					99 A	Michigan	0	3	
12 H	Ohio St.	0	3					99 H	Michigan	3	2	
23 A	Illinois	2	3									
23 H	Illinois	3	0									

Non-Div. I Games:

Penn St.

[illegible]

Non-Div. I Games:

Michigan St.

Average RPI Win: 137		WON-LOST RECORD	WINNING PCT. RANK	LAST 10 GAMES	STRENGTH OF SCHEDULE	OPP. STRENGTH OF SCHEDULE	TEAM RPI	ADJ RPI	CONF. RPI	ADJ CONF. RPI		
Average RPI Loss: 44												
DIV. I ONLY		23- 5	.82143	20	7- 3	147	49	34	.59993	31	4	4
DIV. I NON-CONF.		9- 1	.9	12	1- 1	193	110	59	.5885	59	7	7
<hr/>												
TOTALS		RPI 1-25		RPI 26-50		W-L RECORDS		RPI 51-100		RPI 101-150		RPI 150+
23- 5	0- 1	5- 3		OVERALL		1- 0		11- 1		6- 0		
13- 2	0- 1	3- 1		HOME		0- 0		5- 0		5- 0		
7- 3	0- 0	2- 2		AWAY		0- 0		4- 1		1- 0		
3- 0	0- 0	0- 0		NEUTRAL		1- 0		2- 0		0- 0		
<hr/>												
9- 1	0- 1	1- 0		NON-CONFERENCE		1- 0		3- 0		4- 0		
6- 1	0- 1	1- 0		HOME		0- 0		1- 0		4- 0		
1- 0	0- 0	0- 0		AWAY		0- 0		1- 0		0- 0		
2- 0	0- 0	0- 0		NEUTRAL		1- 0		1- 0		0- 0		
<hr/>												
14- 4	0- 0	4- 3		CONFERENCE		0- 0		8- 1		2- 0		
7- 1	0- 0	2- 1		HOME		0- 0		4- 0		1- 0		
6- 3	0- 0	2- 2		AWAY		0- 0		3- 1		1- 0		
1- 0	0- 0	0- 0		NEUTRAL		0- 0		1- 0		0- 0		
<hr/>												
RPI S	Opponent	Score		RPI S	Opponent	Score		RPI S	Opponent	Score		
3 H	Southern California	0	3	26 A	Georgia Tech	3	2	100 N	Kentucky	3	2	
				26 H	Georgia Tech	3	1					
				28 A	North Carolina	0	3					
				28 H	North Carolina	1	3					
				36 A	Florida St.	3	0					
				36 A	Florida St.	1	3					
				36 H	Florida St.	3	1					
				45 H	William & Mary	3	0					
<hr/>												
LAST 10 GAMES												
3 H	Southern California	0	3	125 H	Maryland	3	0					
45 H	William & Mary	3	0	36 H	Florida St.	3	1					
36 A	Florida St.	1	3	140 H	Virginia	3	2					
140 N	Virginia	3	1	232 A	North Carolina St.	3	0					
112 A	Wake Forest	3	2	28 A	North Carolina	0	3					

Non-Div. I Games:

Duke

Average RPI Win:	127	WON-LOST RECORD	WINNING PCT. RANK	LAST 10 GAMES	STRENGTH OF SCHEDULE	OPP. STRENGTH OF SCHEDULE	TEAM RPI	ADJ RPI	CONF. RPI	ADJ CONF. RPI	
Average RPI Loss:	39										
DIV. I ONLY	19- 10	.65517	84	6- 4	31	32	35	.597	32	15	14
DIV. I NON-CONF.	8- 7	.53333	147	0- 3	19	42	37	.61817	36	12	11
<hr/>											
TOTALS	RPI 1-25	RPI 26-50		W-L RECORDS	RPI 51-100		RPI 101-150		RPI 150+		
19- 10	1- 6	4- 2		OVERALL	4- 0		2- 1		8- 1		
10- 3	1- 2	3- 0		HOME	1- 0		1- 0		4- 1		
7- 5	0- 3	1- 1		AWAY	1- 0		1- 1		4- 0		
2- 2	0- 1	0- 1		NEUTRAL	2- 0		0- 0		0- 0		
8- 7	1- 4	3- 1		NON-CONFERENCE	4- 0		0- 1		0- 1		
4- 2	1- 1	2- 0		HOME	1- 0		0- 0		0- 1		
2- 3	0- 2	1- 0		AWAY	1- 0		0- 1		0- 0		
2- 2	0- 1	0- 1		NEUTRAL	2- 0		0- 0		0- 0		
11- 3	0- 2	1- 1		CONFERENCE	0- 0		2- 0		8- 0		
6- 1	0- 1	1- 0		HOME	0- 0		1- 0		4- 0		
5- 2	0- 1	0- 1		AWAY	0- 0		1- 0		4- 0		
0- 0	0- 0	0- 0		NEUTRAL	0- 0		0- 0		0- 0		
<hr/>											
RPI S	Opponent	Score		RPI S	Opponent	Score		RPI S	Opponent	Score	
1 H	Stanford	1	3	27 N	South Carolina	0	3	55 N	Nevada	3	2
1 N	Stanford	2	3	28 H	North Carolina	3	2	88 H	Creighton	3	1
9 A	Hawaii	0	3	37 A	San Jose St.	3	0	93 A	Arizona St.	3	1
9 A	Hawaii	1	3	41 H	UC Santa Barb.	3	0	97 N	Hofstra	3	0
10 A	Pepperdine	1	3	49 A	San Diego	0	3				
10 H	Pepperdine	0	3	49 H	San Diego	3	1				
16 H	Pacific (Cal.)	3	1								

Non-Div. I Games:

Santa Clara

Average RPI Win:		143	WON-LOST RECORD		WINNING PCT. RANK	LAST 10 GAMES		STRENGTH OF SCHEDULE		OPP. STRENGTH OF SCHEDULE	TEAM RPI	ADJ RPI	CONF. RPI	ADJ CONF. RPI								
Average RPI Loss:		28																				
DIV. I ONLY			21- 8		.72414 51		9- 1		60		50		29		.59675 33		5		6			
DIV. I NON-CONF.			8- 4		.66667 86		2- 0		51		22		30		.62863 30		5		5			
TOTALS		RPI 1-25		RPI 26-50		W-L RECORDS		RPI 51-100		RPI 101-150		RPI 150+										
21- 8		0- 6		3- 0		OVERALL		5- 2		1- 0		12- 0										
8- 2		0- 2		1- 0		HOME		2- 0		1- 0		4- 0										
11- 3		0- 2		2- 0		AWAY		3- 1		0- 0		6- 0										
2- 3		0- 2		0- 0		NEUTRAL		0- 1		0- 0		2- 0										
8- 4		0- 3		2- 0		NON-CONFERENCE		1- 1		1- 0		4- 0										
2- 0		0- 0		0- 0		HOME		1- 0		1- 0		0- 0										
4- 2		0- 1		2- 0		AWAY		0- 1		0- 0		2- 0										
2- 2		0- 2		0- 0		NEUTRAL		0- 0		0- 0		2- 0										
13- 4		0- 3		1- 0		CONFERENCE		4- 1		0- 0		8- 0										
6- 2		0- 2		1- 0		HOME		1- 0		0- 0		4- 0										
7- 1		0- 1		0- 0		AWAY		3- 0		0- 0		4- 0										
0- 1		0- 0		0- 0		NEUTRAL		0- 1		0- 0		0- 0										
RPI	S	Opponent		Score		RPI	S	Opponent		Score		RPI	S	Opponent		Score						
4	A	Florida		0	3	36	A	Florida St.		3	1	68	A	Alabama		1	3	145	H	Fla. Atlantic	3	0
5	N	Arizona		0	3	44	A	Loyola (Ill.)		3	0	84	A	Marquette		3	1	151	A	Southeast Mo. St.	3	0
12	N	Ohio St.		0	3	50	H	Houston		3	0	84	N	Marquette		1	3	158	H	Tulane	3	0
14	H	Cincinnati		0	3							87	A	Memphis		3	0	165	A	Charlotte	3	0
15	H	Louisville		2	3							94	H	UCF		3	0	172	A	UAB	3	0
24	A	DePaul		2	3							96	A	St. Louis		3	0	172	H	UAB	3	0
												96	H	St. Louis		3	0	185	A	East Caro.	3	0
																		198	H	TCU	3	0
																		205	N	Marshall	3	0
																		216	A	New Orleans	3	1
																		217	A	Southern Miss.	3	1
																		217	H	Southern Miss.	3	0
																		218	N	Evansville	3	0
LAST 10 GAMES																						
						84	N	Marquette		1	3	87	A	Memphis		3	0					
						217	H	Southern Miss.		3	0	96	H	St. Louis		3	0					
						158	H	Tulane		3	0	198	H	TCU		3	0					
						96	A	St. Louis		3	0	50	H	Houston		3	0					
						151	A	Southeast Mo. St.		3	0	94	H	UCF		3	0					

Non-Div. I Games:

South Fla.

Average RPI Win: 114		WON-LOST	WINNING	LAST 10	STRENGTH OF		OPP. STRENGTH	TEAM	ADJ	CONF.	ADJ CONF.		
Average RPI Loss: 10		RECORD	PCT. RANK	GAMES	SCHEDULE		OF SCHEDULE	RPI	RPI	RPI	RPI		
DIV. I ONLY		17- 12	.58621	117	6- 4		14	5	31	.59559	34	1	1
DIV. I NON-CONF.		8- 3	.72727	60	3- 1		50	65	35	.62093	35	1	1
TOTALS		RPI 1-25	RPI 26-50		W-L RECORDS		RPI 51-100		RPI 101-150		RPI 150+		
17- 12	0- 11	3- 1		OVERALL		5- 0		4- 0		5- 0			
9- 6	0- 6	1- 0		HOME		2- 0		2- 0		4- 0			
4- 6	0- 5	0- 1		AWAY		1- 0		2- 0		1- 0			
4- 0	0- 0	2- 0		NEUTRAL		2- 0		0- 0		0- 0			
8- 3	0- 3	2- 0		NON-CONFERENCE		3- 0		0- 0		3- 0			
4- 2	0- 2	0- 0		HOME		1- 0		0- 0		3- 0			
0- 1	0- 1	0- 0		AWAY		0- 0		0- 0		0- 0			
4- 0	0- 0	2- 0		NEUTRAL		2- 0		0- 0		0- 0			
9- 9	0- 8	1- 1		CONFERENCE		2- 0		4- 0		2- 0			
5- 4	0- 4	1- 0		HOME		1- 0		2- 0		1- 0			
4- 5	0- 4	0- 1		AWAY		1- 0		2- 0		1- 0			
0- 0	0- 0	0- 0		NEUTRAL		0- 0		0- 0		0- 0			
RPI S	Opponent	Score	RPI S	Opponent	Score	RPI S	Opponent	Score	RPI S	Opponent	Score		
1 A	Stanford	0 3	45 N	William & Mary	3 0	61 N	Arkansas	3 0	116 A	California	3 1		
1 H	Stanford	0 3	46 A	Oregon St.	1 3	73 H	Bradley	3 0	116 H	California	3 0		
3 A	Southern California	1 3	46 H	Oregon St.	3 0	74 N	Rice	3 0	123 A	Washington	3 0		
3 H	Southern California	0 3	50 N	Houston	3 0	93 A	Arizona St.	3 1	123 H	Washington	3 0		
5 A	Arizona	0 3				93 H	Arizona St.	3 0	160 H	Idaho	3 0		
5 H	Arizona	0 3							166 A	Oregon	3 0		
8 A	UCLA	2 3							166 H	Oregon	3 0		
8 H	UCLA	0 3							181 H	Gonzaga	3 0		
9 H	Hawaii	0 3							253 H	Boise St.	3 0		
16 H	Pacific (Cal.)	2 3											
20 A	Kansas St.	0 3											
LAST 10 GAMES													
9 H	Hawaii	0 3	93 H	Arizona St.	3 0	3 A	Southern California	1 3					
45 N	William & Mary	3 0	74 N	Rice	3 0	8 A	UCLA	2 3					
123 A	Washington	3 0	160 H	Idaho	3 0	166 H	Oregon	3 0					
5 H	Arizona	0 3											

Non-Div. I Games:

Washington St.

Average RPI Win: 140		WON-LOST RECORD		WINNING PCT. RANK		LAST 10 GAMES		STRENGTH OF SCHEDULE		OPP. STRENGTH OF SCHEDULE		TEAM RPI		ADJ RPI		CONF. RPI		ADJ CONF. RPI	
DIV. I ONLY		17- 6		.73913 45		8- 2		68		91		32		.59479 35		13		13	
DIV. I NON-CONF.		7- 3		.7 70		2- 0		54		100		50		.6043 49		13		13	
TOTALS		RPI 1-25		RPI 26-50		W-L RECORDS		RPI 51-100		RPI 101-150		RPI 150+							
17- 6		0- 2		2- 2		OVERALL		4- 1		3- 1		8- 0							
8- 1		0- 0		2- 0		HOME		3- 0		1- 1		2- 0							
7- 2		0- 1		0- 1		AWAY		1- 0		2- 0		4- 0							
2- 3		0- 1		0- 1		NEUTRAL		0- 1		0- 0		2- 0							
7- 3		0- 1		0- 1		NON-CONFERENCE		4- 1		0- 0		3- 0							
3- 0		0- 0		0- 0		HOME		3- 0		0- 0		0- 0							
2- 1		0- 0		0- 1		AWAY		1- 0		0- 0		1- 0							
2- 2		0- 1		0- 0		NEUTRAL		0- 1		0- 0		2- 0							
10- 3		0- 1		2- 1		CONFERENCE		0- 0		3- 1		5- 0							
5- 1		0- 0		2- 0		HOME		0- 0		1- 1		2- 0							
5- 1		0- 1		0- 0		AWAY		0- 0		2- 0		3- 0							
0- 1		0- 0		0- 1		NEUTRAL		0- 0		0- 0		0- 0							
RPI S	Opponent		Score		RPI S	Opponent		Score		RPI S	Opponent		Score		RPI S	Opponent		Score	
19 N	Xavier		2	3	29 A	Penn St.		1	3	54 H	Temple		3 1	126 A	St. John's (N.Y.)		3 1		
21 A	Notre Dame		0	3	40 H	Georgetown		3 0	56 N	George Mason		2 3	130 H	Pittsburgh		1 3			
					40 N	Georgetown		1 3	77 A	St. Peter's		3 1	131 A	Seton Hall		3 0			
					47 H	Connecticut		3 0	79 H	Fairfield		3 1	137 H	Boston College		3 0			
									97 H	Hofstra		3 1	159 A	James Madison		3 1			
													170 H	Virginia Tech		3 1			
													177 A	Syracuse		3 2			
													182 A	Villanova		3 0			
													209 N	Mississippi		3 0			
													210 H	West Virginia		3 1			
													244 N	UNC Asheville		3 0			
													249 A	Providence		3 0			
				LAST 10 GAMES															
				97 H	Hofstra		3 1	131 A	Seton Hall		3 0								
				40 N	Georgetown		1 3	170 H	Virginia Tech		3 1								
				210 H	West Virginia		3 1	40 H	Georgetown		3 0								
				130 H	Pittsburgh		1 3	54 H	Temple		3 1								
				126 A	St. John's (N.Y.)		3 1	182 A	Villanova		3 0								

Non-Div. I Games:

Rutgers

Average RPI Win: 117		WON-LOST	WINNING	LAST 10	STRENGTH OF		OPP. STRENGTH	TEAM	ADJ	CONF.	ADJ CONF.
Average RPI Loss: 48		RECORD	PCT. RANK	GAMES	SCHEDULE		OF SCHEDULE	RPI	RPI	RPI	RPI
DIV. I ONLY		17- 12	.58621	117	7- 3		10	83	39	.59409	36
DIV. I NON-CONF.		5- 5	.5	149	1- 0		14	195	55	.59285	55
TOTALS		RPI 1-25	RPI 26-50		W-L RECORDS		RPI 51-100		RPI 101-150		RPI 150+
17- 12	0- 2	3- 6		OVERALL		4- 2		7- 2		3- 0	
11- 4	0- 0	3- 3		HOME		3- 0		4- 1		1- 0	
5- 6	0- 2	0- 3		AWAY		0- 0		3- 1		2- 0	
1- 2	0- 0	0- 0		NEUTRAL		1- 2		0- 0		0- 0	
5- 5	0- 2	0- 1		NON-CONFERENCE		4- 2		0- 0		1- 0	
3- 1	0- 0	0- 1		HOME		3- 0		0- 0		0- 0	
1- 2	0- 2	0- 0		AWAY		0- 0		0- 0		1- 0	
1- 2	0- 0	0- 0		NEUTRAL		1- 2		0- 0		0- 0	
12- 7	0- 0	3- 5		CONFERENCE		0- 0		7- 2		2- 0	
8- 3	0- 0	3- 2		HOME		0- 0		4- 1		1- 0	
4- 4	0- 0	0- 3		AWAY		0- 0		3- 1		1- 0	
0- 0	0- 0	0- 0		NEUTRAL		0- 0		0- 0		0- 0	
RPI S	Opponent	Score		RPI S	Opponent	Score		RPI S	Opponent	Score	
10 A	Pepperdine	0	3	26 A	Georgia Tech	0	3	67 N	Texas	1	3
11 A	Texas A&M	0	3	26 H	Georgia Tech	3	2	69 N	Northern Ariz.	2	3
				28 A	North Carolina	2	3	71 N	Fresno St.	3	2
				28 H	North Carolina	3	0	76 H	Florida A&M	3	1
				28 H	North Carolina	1	3	92 H	Miami (Fla.)	3	0
				31 A	Duke	1	3	94 H	UCF	3	1
				31 H	Duke	0	3				
				31 H	Duke	3	1				
				33 H	South Fla.	1	3				
LAST 10 GAMES											
				28 H	North Carolina	1	3	94 H	UCF	3	1
				31 H	Duke	3	1	112 A	Wake Forest	2	3
				112 H	Wake Forest	3	0	31 A	Duke	1	3
				232 H	North Carolina St.	3	0	26 H	Georgia Tech	3	2
				28 H	North Carolina	3	0	134 H	Clemson	3	0

Non-Div. I Games:

Florida St.

Average RPI Win:		132	WON-LOST RECORD		WINNING PCT. RANK		LAST 10 GAMES		STRENGTH OF SCHEDULE		OPP. STRENGTH OF SCHEDULE		TEAM RPI		ADJ RPI		CONF. RPI		ADJ CONF. RPI	
DIV. I ONLY			25- 8		.75758 36		7- 3		103		39		36		.59373 37		10		10	
DIV. I NON-CONF.			14- 3		.82353 25		4- 1		133		24		32		.62494 33		6		6	
TOTALS		RPI 1-25		RPI 26-50		W-L RECORDS		RPI 51-100		RPI 101-150		RPI 150+								
25- 8		0- 4		3- 1		OVERALL		8- 2		4- 1		10- 0								
13- 3		0- 2		0- 1		HOME		4- 0		3- 0		6- 0								
7- 4		0- 1		2- 0		AWAY		2- 1		0- 1		3- 0								
5- 1		0- 0		1- 0		NEUTRAL		2- 1		1- 0		1- 0								
14- 3		0- 1		3- 1		NON-CONFERENCE		3- 1		2- 0		6- 0								
5- 1		0- 0		0- 1		HOME		1- 0		1- 0		3- 0								
4- 1		0- 1		2- 0		AWAY		0- 0		0- 0		2- 0								
5- 1		0- 0		1- 0		NEUTRAL		2- 1		1- 0		1- 0								
11- 5		0- 3		0- 0		CONFERENCE		5- 1		2- 1		4- 0								
8- 2		0- 2		0- 0		HOME		3- 0		2- 0		3- 0								
3- 3		0- 1		0- 0		AWAY		2- 1		0- 1		1- 0								
0- 0		0- 0		0- 0		NEUTRAL		0- 0		0- 0		0- 0								
RPI	S	Opponent		Score		RPI	S	Opponent		Score		RPI	S	Opponent		Score				
1	A	Stanford		0	3	32	H	Santa Clara		0	3	51	N	Minnesota		1	3			
9	A	Hawaii		0	3	32	N	Santa Clara		3	2	55	A	Nevada		1	3			
9	H	Hawaii		0	3	46	A	Oregon St.		3	1	55	H	Nevada		3	0			
9	H	Hawaii		2	3	49	A	San Diego		3	0	55	H	Nevada		3	0			
												58	N	Sacramento St.		3	2			
												63	N	Brown		3	0			
												71	A	Fresno St.		3	2			
												71	H	Fresno St.		3	1			
												72	H	Tennessee		3	1			
												74	A	Rice		3	1			
														116		H	California	3	0	
														124		H	UTEP	3	2	
														131		N	Seton Hall	3	0	
														132		A	Southern Methodist	2	3	
														132		H	Southern Methodist	3	0	
														160		H	Idaho	3	1	
														174		N	Southern Ill.	3	0	
														188		A	San Francisco	3	1	
														188		H	San Francisco	3	0	
														192		H	Tulsa	3	0	
														235		A	St. Mary's (Cal.)	3	1	
														243		H	Louisiana Tech	3	0	
														253		A	Boise St.	3	0	
														253		H	Boise St.	3	0	
														268		H	Auburn	3	0	
LAST 10 GAMES																				

Non-Div. I Games:

San Jose St.

Average RPI Win:	160	WON-LOST RECORD	WINNING PCT. RANK	LAST 10 GAMES	STRENGTH OF SCHEDULE	OPP. STRENGTH OF SCHEDULE	TEAM RPI	ADJ RPI	CONF. RPI	ADJ CONF. RPI						
DIV. I ONLY		20- 8	.71429	55	7- 3	47	104	37	.59337	38	12	12				
DIV. I NON-CONF.		5- 6	.45455	185	1- 2	42	28	69	.57345	68	10	10				
<hr/>																
TOTALS	RPI 1-25	RPI 26-50		W-L RECORDS		RPI 51-100		RPI 101-150		RPI 150+						
20- 8	0- 5	2- 1		OVERALL		2- 2		4- 0		12- 0						
12- 1	0- 1	1- 0		HOME		2- 0		2- 0		7- 0						
6- 6	0- 3	0- 1		AWAY		0- 2		2- 0		4- 0						
2- 1	0- 1	1- 0		NEUTRAL		0- 0		0- 0		1- 0						
<hr/>																
5- 6	0- 5	0- 0		NON-CONFERENCE		1- 1		0- 0		4- 0						
3- 1	0- 1	0- 0		HOME		1- 0		0- 0		2- 0						
1- 4	0- 3	0- 0		AWAY		0- 1		0- 0		1- 0						
1- 1	0- 1	0- 0		NEUTRAL		0- 0		0- 0		1- 0						
<hr/>																
15- 2	0- 0	2- 1		CONFERENCE		1- 1		4- 0		8- 0						
9- 0	0- 0	1- 0		HOME		1- 0		2- 0		5- 0						
5- 2	0- 0	0- 1		AWAY		0- 1		2- 0		3- 0						
1- 0	0- 0	1- 0		NEUTRAL		0- 0		0- 0		0- 0						
<hr/>																
RPI	S	Opponent	Score	RPI	S	Opponent	Score	RPI	S	Opponent	Score					
7	A	Wisconsin	0 3	44	A	Loyola (Ill.)	1 3	62	A	Wright St.	0 3	136	A	Butler	3 1	
13	A	Northern Iowa	2 3	44	H	Loyola (Ill.)	3 2	62	H	Wright St.	3 1	136	H	Butler	3 0	
14	A	Cincinnati	0 3	44	N	Loyola (Ill.)	3 0	84	H	Marquette	3 1	142	A	Ill.-Chicago	3 2	
15	N	Louisville	0 3					85	A	Illinois St.	2 3	142	H	Ill.-Chicago	3 0	
24	H	DePaul	0 3									151	H	Southeast Mo. St.	3 0	
												164	A	Wis.-Green Bay	3 1	
												164	H	Wis.-Green Bay	3 0	
												164	H	Wis.-Green Bay	3 0	
												200	A	Youngstown St.	3 0	
												200	H	Youngstown St.	3 1	
												201	A	Cleveland St.	3 1	
												201	H	Cleveland St.	3 0	
												201	H	Cleveland St.	3 0	
												225	A	Valparaiso	3 0	
												266	H	Drake	3 1	
												267	N	UMKC	3 0	
<hr/>																
LAST 10 GAMES																
7	A	Wisconsin	0 3	164	A	Wis.-Green Bay	3 1									
44	N	Loyola (Ill.)	3 0	200	H	Youngstown St.	3 1									
164	H	Wis.-Green Bay	3 0	201	H	Cleveland St.	3 0									
201	H	Cleveland St.	3 0	225	A	Valparaiso	3 0									
14	A	Cincinnati	0 3	62	A	Wright St.	0 3									

Non-Div. I Games:

Wis.-Milwaukee

[illegible]

Non-Div. I Games:	IPFW	3	0
-------------------	------	---	---

Dayton

Average RPI Win:		139	WON-LOST RECORD		WINNING PCT. RANK	LAST 10 GAMES	STRENGTH OF SCHEDULE		OPP. STRENGTH OF SCHEDULE	TEAM RPI	ADJ RPI	CONF. RPI	ADJ CONF. RPI
Average RPI Loss:		32											
DIV. I ONLY		18-9			.66667 77	7-3	30		73	38	.59247 40	13	13
DIV. I NON-CONF.		7-6			.53846 142	2-1	40		82	66	.57755 65	13	13
TOTALS		RPI 1-25	RPI 26-50		W-L RECORDS		RPI 51-100		RPI 101-150		RPI 150+		
18-9		0-4	2-4		OVERALL		2-1		6-0		8-0		
8-2		0-0	1-1		HOME		0-1		3-0		4-0		
8-3		0-1	0-2		AWAY		1-0		3-0		4-0		
2-4		0-3	1-1		NEUTRAL		1-0		0-0		0-0		
7-6		0-2	0-3		NON-CONFERENCE		2-1		2-0		3-0		
2-2		0-0	0-1		HOME		0-1		1-0		1-0		
4-1		0-0	0-1		AWAY		1-0		1-0		2-0		
1-3		0-2	0-1		NEUTRAL		1-0		0-0		0-0		
11-3		0-2	2-1		CONFERENCE		0-0		4-0		5-0		
6-0		0-0	1-0		HOME		0-0		2-0		3-0		
4-2		0-1	0-1		AWAY		0-0		2-0		2-0		
1-1		0-1	1-0		NEUTRAL		0-0		0-0		0-0		
RPI S	Opponent	Score	RPI S	Opponent	Score	RPI S	Opponent	Score	RPI S	Opponent	Score		
17 N	Colorado St.	0 3	26 A	Georgia Tech	0 3	54 H	Temple	0 3	125 A	Maryland	3 1		
21 A	Notre Dame	1 3	35 A	Rutgers	0 3	56 A	George Mason	3 1	126 A	St. John's (N.Y.)	3 1		
21 N	Notre Dame	2 3	35 N	Rutgers	3 1	89 N	LSU	3 0	130 H	Pittsburgh	3 1		
23 N	Illinois	2 3	43 H	American	2 3				131 A	Seton Hall	3 1		
			45 N	William & Mary	1 3				137 H	Boston College	3 0		
			47 H	Connecticut	3 0				140 H	Virginia	3 0		
									153 H	George Washington	3 0		
									159 A	James Madison	3 1		
									170 H	Virginia Tech	3 0		
									177 A	Syracuse	3 1		
									182 A	Villanova	3 1		
									183 A	UMBC	3 0		
									210 H	West Virginia	3 0		
									249 H	Providence	3 0		
			LAST 10 GAMES										
			21 N	Notre Dame	2 3	137 H	Boston College	3 0					
			35 N	Rutgers	3 1	47 H	Connecticut	3 0					
			54 H	Temple	0 3	182 A	Villanova	3 1					
			140 H	Virginia	3 0	35 A	Rutgers	0 3					
			170 H	Virginia Tech	3 0	153 H	George Washington	3 0					

Non-Div. I Games:

Georgetown

Average RPI Win:		137	WON-LOST RECORD		WINNING PCT. RANK	LAST 10 GAMES	STRENGTH OF SCHEDULE		OPP. STRENGTH OF SCHEDULE	TEAM RPI	ADJ RPI	CONF. RPI	ADJ CONF. RPI
Average RPI Loss:		23	17- 14		.54839 140	5- 5	9		26	43	.59117 41	6	5
DIV. I ONLY			3- 10		.23077 263	1- 3	4		5	42	.61493 39	2	2
DIV. I NON-CONF.													
TOTALS		RPI 1-25	RPI 26-50		W-L RECORDS		RPI 51-100		RPI 101-150		RPI 150+		
17- 14		0- 10	1- 2		OVERALL		4- 1		4- 1		8- 0		
7- 2		0- 2	0- 0		HOME		1- 0		2- 0		4- 0		
7- 9		0- 6	0- 1		AWAY		1- 1		2- 1		4- 0		
3- 3		0- 2	1- 1		NEUTRAL		2- 0		0- 0		0- 0		
3- 10		0- 6	1- 2		NON-CONFERENCE		2- 1		0- 1		0- 0		
0- 0		0- 0	0- 0		HOME		0- 0		0- 0		0- 0		
0- 7		0- 4	0- 1		AWAY		0- 1		0- 1		0- 0		
3- 3		0- 2	1- 1		NEUTRAL		2- 0		0- 0		0- 0		
14- 4		0- 4	0- 0		CONFERENCE		2- 0		4- 0		8- 0		
7- 2		0- 2	0- 0		HOME		1- 0		2- 0		4- 0		
7- 2		0- 2	0- 0		AWAY		1- 0		2- 0		4- 0		
0- 0		0- 0	0- 0		NEUTRAL		0- 0		0- 0		0- 0		
RPI S	Opponent	Score	RPI S	Opponent	Score	RPI S	Opponent	Score	RPI S	Opponent	Score		
2 N	Nebraska	0 3	28 N	North Carolina	3 0	52 A	Brigham Young	0 3	110 A	Loyola Marymount	0 3		
3 A	Southern California	0 3	32 A	Santa Clara	0 3	59 A	Utah St.	3 2	113 A	Cal Poly	3 0		
5 A	Arizona	0 3	49 N	San Diego	2 3	59 H	Utah St.	3 0	113 H	Cal Poly	3 0		
6 A	Long Beach St.	2 3				81 N	San Diego St.	3 0	141 A	Cal St. Northridge	3 1		
6 H	Long Beach St.	0 3				88 N	Creighton	3 0	141 H	Cal St. Northridge	3 0		
7 N	Wisconsin	1 3							160 A	Idaho	3 0		
9 A	Hawaii	0 3							160 H	Idaho	3 0		
10 A	Pepperdine	1 3							193 A	Cal St. Fullerton	3 0		
16 A	Pacific (Cal.)	2 3							193 H	Cal St. Fullerton	3 0		
16 H	Pacific (Cal.)	1 3							195 A	UC Riverside	3 0		
									195 H	UC Riverside	3 0		
									206 A	UC Irvine	3 0		
									206 H	UC Irvine	3 0		
LAST 10 GAMES													
49 N	San Diego	2 3	193 A	Cal St. Fullerton	3 0								
5 A	Arizona	0 3	195 A	UC Riverside	3 0								
81 N	San Diego St.	3 0	9 A	Hawaii	0 3								
141 H	Cal St. Northridge	3 0	113 H	Cal Poly	3 0								
16 H	Pacific (Cal.)	1 3	16 A	Pacific (Cal.)	2 3								

Non-Div. I Games:

UC Santa Barb.

Average RPI Win:	144	WON-LOST	WINNING	LAST 10	STRENGTH OF	OPP. STRENGTH	TEAM	ADJ	CONF.	ADJ CONF.		
Average RPI Loss:	65	RECORD	PCT. RANK	GAMES	SCHEDULE	OF SCHEDULE	RPI	RPI	RPI	RPI		
DIV. I ONLY		19- 9	.67857	73	6- 3	34	112	44	.59111	42	14	15
DIV. I NON-CONF.		4- 4	.5	149	0- 0	76	116	107	.54025	105	15	14
<hr/>												
TOTALS	RPI 1-25	RPI 26-50		W-L RECORDS		RPI 51-100		RPI 101-150		RPI 150+		
19- 9	1- 4	0- 0		OVERALL		6- 2		5- 3		7- 0		
10- 0	1- 0	0- 0		HOME		3- 0		3- 0		3- 0		
6- 6	0- 3	0- 0		AWAY		1- 1		2- 2		3- 0		
3- 3	0- 1	0- 0		NEUTRAL		2- 1		0- 1		1- 0		
<hr/>												
4- 4	0- 2	0- 0		NON-CONFERENCE		1- 1		1- 1		2- 0		
1- 0	0- 0	0- 0		HOME		0- 0		0- 0		1- 0		
1- 1	0- 1	0- 0		AWAY		0- 0		1- 0		0- 0		
2- 3	0- 1	0- 0		NEUTRAL		1- 1		0- 1		1- 0		
<hr/>												
15- 5	1- 2	0- 0		CONFERENCE		5- 1		4- 2		5- 0		
9- 0	1- 0	0- 0		HOME		3- 0		3- 0		2- 0		
5- 5	0- 2	0- 0		AWAY		1- 1		1- 2		3- 0		
1- 0	0- 0	0- 0		NEUTRAL		1- 0		0- 0		0- 0		
<hr/>												
RPI S	Opponent	Score		RPI S	Opponent	Score		RPI S	Opponent	Score		
7 A	Wisconsin	0	3			68 N	Alabama	1	3	103 H	Akron	3 0
13 N	Northern Iowa	1	3			80 H	Bowling Green	3	1	106 A	Toledo	3 1
22 A	Northern Ill.	0	3			80 N	Bowling Green	3	2	106 H	Toledo	3 0
22 A	Northern Ill.	0	3			95 A	Western Mich.	2	3	111 A	Eastern Mich.	0 3
22 H	Northern Ill.	3	0			95 H	Western Mich.	3	0	111 H	Eastern Mich.	3 1
						96 N	St. Louis	3	0	115 A	Kent St.	1 3
						98 A	Miami (Ohio)	3	0	130 N	Pittsburgh	2 3
						98 H	Miami (Ohio)	3	0	139 A	New Mexico St.	3 0
										152 H	Ohio	3 0
										205 A	Marshall	3 1
										230 A	Central Mich.	3 1
										230 H	Central Mich.	3 1
										256 A	Buffalo	3 0
										259 N	Nicholls St.	3 0
										273 H	IUPUI	3 0
<hr/>												
LAST 10 GAMES												
22 A	Northern Ill.	0	3	22 A	Northern Ill.	0	3					
80 N	Bowling Green	3	2	98 H	Miami (Ohio)	3	0					
230 A	Central Mich.	3	1	111 H	Eastern Mich.	3	1					
95 A	Western Mich.	2	3	152 H	Ohio	3	0					
106 A	Toledo	3	1	80 H	Bowling Green	3	1					

Non-Div. I Games:	IPFW	3	0
-------------------	------	---	---

Ball St.

Average RPI Win:		204	WON-LOST RECORD		WINNING PCT. RANK		LAST 10 GAMES		STRENGTH OF SCHEDULE		OPP. STRENGTH OF SCHEDULE		TEAM RPI		ADJ RPI		CONF. RPI		ADJ CONF. RPI	
DIV. I ONLY			26- 4		.86667 13		8- 2		145		199		40		.59064 43		25		26	
DIV. I NON-CONF.			10- 4		.71429 64		2- 2		96		200		74		.56982 73		22		22	
TOTALS		RPI 1-25		RPI 26-50		W-L RECORDS		RPI 51-100		RPI 101-150		RPI 150+								
26- 4		0- 2		1- 0		OVERALL		1- 1		2- 1		22- 0								
12- 0		0- 0		0- 0		HOME		0- 0		0- 0		12- 0								
10- 2		0- 0		1- 0		AWAY		0- 1		1- 1		8- 0								
4- 2		0- 2		0- 0		NEUTRAL		1- 0		1- 0		2- 0								
10- 4		0- 2		1- 0		NON-CONFERENCE		1- 1		2- 1		6- 0								
3- 0		0- 0		0- 0		HOME		0- 0		0- 0		3- 0								
3- 2		0- 0		1- 0		AWAY		0- 1		1- 1		1- 0								
4- 2		0- 2		0- 0		NEUTRAL		1- 0		1- 0		2- 0								
16- 0		0- 0		0- 0		CONFERENCE		0- 0		0- 0		16- 0								
9- 0		0- 0		0- 0		HOME		0- 0		0- 0		9- 0								
7- 0		0- 0		0- 0		AWAY		0- 0		0- 0		7- 0								
0- 0		0- 0		0- 0		NEUTRAL		0- 0		0- 0		0- 0								
RPI	S	Opponent		Score		RPI	S	Opponent		Score		RPI	S	Opponent		Score				
6	N	Long Beach St.		0	3	40	A	Georgetown		3	2	54	A	Temple		1	3			
25	N	Colorado		0	3							92	N	Miami (Fla.)		3	0			
														117 N Western Caro.		3	0			
														143 A UNLV		1	3			
														146 A Davidson		3	1			
														161 A Army		3	0			
														161 H Army		3	0			
														161 H Army		3	1			
														169 A Lehigh		3	0			
														169 H Lehigh		3	0			
														181 N Gonzaga		3	2			
														183 H UMBC		3	0			
														199 H Morgan St.		3	0			
														202 N Coastal Caro.		3	0			
														224 A Bucknell		3	0			
														224 H Bucknell		3	0			
														224 H Bucknell		3	0			
														239 A Navy		3	0			
														239 H Navy		3	0			
														251 A Holy Cross		3	0			
														251 H Holy Cross		3	0			
														257 A Colgate		3	0			
														257 H Colgate		3	0			
														261 H Loyola (Md.)		3	0			
														290 A Howard		3	0			
														304 A Lafayette		3	0			
														304 H Lafayette		3	0			

Non-Div. I Games:

American

Average RPI Win:		144	WON-LOST RECORD		WINNING PCT. RANK		LAST 10 GAMES		STRENGTH OF SCHEDULE		OPP. STRENGTH OF SCHEDULE		TEAM RPI		ADJ RPI		CONF. RPI		ADJ CONF. RPI		
DIV. I ONLY			20- 9		.68966 66		8- 2		41		106		42		.58994 44		12		12		
DIV. I NON-CONF.			5- 7		.41667 203		1- 1		49		20		75		.56867 74		10		10		
TOTALS		RPI 1-25		RPI 26-50		W-L RECORDS		RPI 51-100		RPI 101-150		RPI 150+									
20- 9		1- 2		1- 4		OVERALL		2- 2		7- 1		9- 0									
9- 3		0- 1		1- 1		HOME		1- 0		3- 1		4- 0									
8- 4		1- 1		0- 1		AWAY		1- 2		2- 0		4- 0									
3- 2		0- 0		0- 2		NEUTRAL		0- 0		2- 0		1- 0									
5- 7		1- 2		0- 2		NON-CONFERENCE		0- 2		2- 1		2- 0									
2- 3		0- 1		0- 1		HOME		0- 0		1- 1		1- 0									
2- 3		1- 1		0- 0		AWAY		0- 2		0- 0		1- 0									
1- 1		0- 0		0- 1		NEUTRAL		0- 0		1- 0		0- 0									
15- 2		0- 0		1- 2		CONFERENCE		2- 0		5- 0		7- 0									
7- 0		0- 0		1- 0		HOME		1- 0		2- 0		3- 0									
6- 1		0- 0		0- 1		AWAY		1- 0		2- 0		3- 0									
2- 1		0- 0		0- 1		NEUTRAL		0- 0		1- 0		1- 0									
RPI	S	Opponent		Score		RPI	S	Opponent		Score		RPI	S	Opponent		Score					
12	H	Ohio St.		0	3	33	H	South Fla.		0	3	62	A	Wright St.		3	2				
23	A	Illinois		0	3	38	A	Wis.-Milwaukee		2	3	62	H	Wright St.		3	2				
24	A	DePaul		3	2	38	H	Wis.-Milwaukee		3	1	81	A	San Diego St.		0	3				
						38	N	Wis.-Milwaukee		0	3	84	A	Marquette		0	3				
						49	N	San Diego		0	3										
						LAST 10 GAMES															
						38 N Wis.-Milwaukee						0	3	225 A Valparaiso						3	0
						136 N Butler						3	2	62 H Wright St.						3	2
						200 N Youngstown St.						3	0	136 H Butler						3	0
						201 A Cleveland St.						3	0	142 H Ill.-Chicago						3	2
						200 A Youngstown St.						3	0	84 A Marquette						0	3

Non-Div. I Games:

Loyola (Ill.)

[illegible]

Non-Div. I Games:

William & Mary

Average RPI Win:	129	WON-LOST RECORD	WINNING PCT. RANK	LAST 10 GAMES	STRENGTH OF SCHEDULE	OPP. STRENGTH OF SCHEDULE	TEAM RPI	ADJ RPI	CONF. RPI	ADJ CONF. RPI		
DIV. I ONLY		17- 12	.58621	117	4- 6	28	11	50	.58715	46	1	1
DIV. I NON-CONF.		7- 4	.63636	102	0- 2	83	137	78	.56462	78	1	1
<hr/>												
TOTALS	RPI 1-25	RPI 26-50		W-L RECORDS		RPI 51-100		RPI 101-150		RPI 150+		
17- 12	1- 8	1- 2		OVERALL		3- 2		5- 0		7- 0		
9- 5	1- 4	1- 1		HOME		2- 0		2- 0		3- 0		
6- 6	0- 4	0- 1		AWAY		1- 1		2- 0		3- 0		
2- 1	0- 0	0- 0		NEUTRAL		0- 1		1- 0		1- 0		
7- 4	0- 1	0- 1		NON-CONFERENCE		1- 2		1- 0		5- 0		
3- 2	0- 1	0- 1		HOME		1- 0		0- 0		2- 0		
2- 1	0- 0	0- 0		AWAY		0- 1		0- 0		2- 0		
2- 1	0- 0	0- 0		NEUTRAL		0- 1		1- 0		1- 0		
10- 8	1- 7	1- 1		CONFERENCE		2- 0		4- 0		2- 0		
6- 3	1- 3	1- 0		HOME		1- 0		2- 0		1- 0		
4- 5	0- 4	0- 1		AWAY		1- 0		2- 0		1- 0		
0- 0	0- 0	0- 0		NEUTRAL		0- 0		0- 0		0- 0		
RPI S	Opponent	Score	RPI S	Opponent	Score	RPI S	Opponent	Score	RPI S	Opponent	Score	
1 A	Stanford	0 3	34 A	Washington St.	0 3	57 N	Eastern Wash.	2 3	101 N	Radford	3 1	
1 H	Stanford	0 3	34 H	Washington St.	3 1	58 H	Sacramento St.	3 2	116 A	California	3 1	
3 A	Southern California	1 3	37 H	San Jose St.	1 3	69 A	Northern Ariz.	2 3	116 H	California	3 0	
3 H	Southern California	0 3				93 A	Arizona St.	3 2	123 A	Washington	3 2	
5 A	Arizona	0 3				93 H	Arizona St.	3 0	123 H	Washington	3 0	
5 H	Arizona	0 3							166 A	Oregon	3 0	
8 A	UCLA	0 3							166 H	Oregon	3 1	
8 H	UCLA	3 1							174 H	Southern Ill.	3 1	
17 H	Colorado St.	1 3							188 A	San Francisco	3 0	
									190 A	Idaho St.	3 0	
									206 N	UC Irvine	3 2	
									236 H	Portland	3 0	
<hr/>												
LAST 10 GAMES												
57 N	Eastern Wash.	2 3	3 A	Southern California	1 3							
17 H	Colorado St.	1 3	166 A	Oregon	3 0							
3 H	Southern California	0 3	1 H	Stanford	0 3							
8 H	UCLA	3 1	116 H	California	3 0							
8 A	UCLA	0 3	123 A	Washington	3 2							

Non-Div. I Games:

Oregon St.

Average RPI Win:	148	WON-LOST RECORD	WINNING PCT. RANK	LAST 10 GAMES	STRENGTH OF SCHEDULE	OPP. STRENGTH OF SCHEDULE	TEAM RPI	ADJ RPI	CONF. RPI	ADJ CONF. RPI		
DIV. I ONLY		21- 7	.75	37	8- 2	108	81	48	.58619	47	13	13
DIV. I NON-CONF.		12- 3	.8	27	3- 0	104	95	54	.6007	54	13	13
<hr/>												
TOTALS	RPI 1-25	RPI 26-50		W-L RECORDS		RPI 51-100		RPI 101-150		RPI 150+		
21- 7	0- 3	0- 2		OVERALL		4- 2		8- 0		9- 0		
13- 2	0- 1	0- 0		HOME		3- 1		5- 0		5- 0		
6- 4	0- 1	0- 2		AWAY		1- 1		2- 0		3- 0		
2- 1	0- 1	0- 0		NEUTRAL		0- 0		1- 0		1- 0		
<hr/>												
12- 3	0- 1	0- 0		NON-CONFERENCE		4- 2		4- 0		4- 0		
9- 1	0- 0	0- 0		HOME		3- 1		3- 0		3- 0		
1- 2	0- 1	0- 0		AWAY		1- 1		0- 0		0- 0		
2- 0	0- 0	0- 0		NEUTRAL		0- 0		1- 0		1- 0		
<hr/>												
9- 4	0- 2	0- 2		CONFERENCE		0- 0		4- 0		5- 0		
4- 1	0- 1	0- 0		HOME		0- 0		2- 0		2- 0		
5- 2	0- 0	0- 2		AWAY		0- 0		2- 0		3- 0		
0- 1	0- 1	0- 0		NEUTRAL		0- 0		0- 0		0- 0		
<hr/>												
RPI S	Opponent	Score	RPI S	Opponent	Score	RPI S	Opponent	Score	RPI S	Opponent	Score	
16 A	Pacific (Cal.)	0 3	35 A	Rutgers	0 3	60 A	Rhode Island	1 3	114 H	Massachusetts	3 0	
21 H	Notre Dame	1 3	40 A	Georgetown	0 3	63 H	Brown	3 0	116 H	California	3 2	
21 N	Notre Dame	0 3				77 H	St. Peter's	3 1	122 H	New Hampshire	3 0	
						79 A	Fairfield	3 2	126 H	St. John's (N.Y.)	3 0	
						79 H	Fairfield	3 0	130 A	Pittsburgh	3 1	
						83 H	Northeastern	1 3	131 H	Seton Hall	3 0	
									137 A	Boston College	3 1	
									147 N	Northwestern	3 2	
									153 N	George Washington	3 0	
									170 A	Virginia Tech	3 1	
									177 H	Syracuse	3 0	
									182 A	Villanova	3 0	
									198 H	TCU	3 0	
									203 H	Fordham	3 1	
									210 A	West Virginia	3 0	
									249 H	Providence	3 0	
									255 H	Manhattan	3 0	
<hr/>												
LAST 10 GAMES												
	21 N	Notre Dame	0	3		40 A	Georgetown	0	3			
	137 A	Boston College	3	1		126 H	St. John's (N.Y.)	3	0			
	249 H	Providence	3	0		131 H	Seton Hall	3	0			
	79 A	Fairfield	3	2		203 H	Fordham	3	1			
	170 A	Virginia Tech	3	1		255 H	Manhattan	3	0			

Non-Div. I Games:

Connecticut

Average RPI Win:		156	WON-LOST RECORD		WINNING PCT. RANK		LAST 10 GAMES		STRENGTH OF SCHEDULE		OPP. STRENGTH OF SCHEDULE		TEAM RPI		ADJ RPI		CONF. RPI		ADJ CONF. RPI	
DIV. I ONLY			18- 6		.75 37		7- 3		88		114		45		.5854 48		11		11	
DIV. I NON-CONF.			6- 3		.66667 86		0- 1		132		151		87		.5488 89		17		17	
TOTALS		RPI 1-25		RPI 26-50		W-L RECORDS		RPI 51-100		RPI 101-150		RPI 150+								
18- 6		0- 1		0- 1		OVERALL		3- 2		5- 2		10- 0								
10- 3		0- 0		0- 0		HOME		2- 1		2- 2		6- 0								
6- 2		0- 0		0- 1		AWAY		0- 0		3- 0		3- 0								
2- 1		0- 1		0- 0		NEUTRAL		1- 0		0- 0		1- 0								
6- 3		0- 1		0- 1		NON-CONFERENCE		1- 1		1- 0		4- 0								
4- 1		0- 0		0- 0		HOME		1- 1		1- 0		2- 0								
1- 1		0- 0		0- 1		AWAY		0- 0		0- 0		1- 0								
1- 1		0- 1		0- 0		NEUTRAL		0- 0		0- 0		1- 0								
12- 3		0- 0		0- 0		CONFERENCE		2- 1		4- 2		6- 0								
6- 2		0- 0		0- 0		HOME		1- 0		1- 2		4- 0								
5- 1		0- 0		0- 0		AWAY		0- 1		3- 0		2- 0								
1- 0		0- 0		0- 0		NEUTRAL		1- 0		0- 0		0- 0								
RPI	S	Opponent		Score		RPI	S	Opponent		Score		RPI	S	Opponent		Score				
8	N	UCLA		0 3		39	A	Dayton		1 3		54	H	Temple		0 3				
												63	A	Brown		1 3				
												63	H	Brown		3 1				
												63	N	Brown		3 1				
												83	H	Northeastern		3 1				
												102	A	Columbia		3 1				
												102	H	Columbia		3 0				
												107	A	Cornell		3 0				
												107	H	Cornell		0 3				
												118	A	Princeton		3 1				
												118	H	Princeton		2 3				
												120	H	Robert Morris		3 2				
												156	A	Harvard		3 0				
												156	H	Harvard		3 0				
												175	A	Yale		3 0				
												175	H	Yale		3 1				
												182	A	Villanova		3 0				
												196	H	Dartmouth		3 0				
												196	H	Dartmouth		3 0				
												252	H	Drexel		3 1				
												261	H	Loyola (Md.)		3 0				
												308	N	St. Francis (Pa.)		3 0				
LAST 10 GAMES																				
						8	N	UCLA		0 3		156	H	Harvard		3 0				
						63	N	Brown		3 1		196	H	Dartmouth		3 0				
						175	A	Yale		3 0		102	A	Columbia		3 1				
						63	A	Brown		1 3		107	A	Cornell		3 0				
						118	H	Princeton		2 3		196	H	Dartmouth		3 0				

Non-Div. I Games: IPFW

2 3

Pennsylvania

Average RPI Win:		145	WON-LOST RECORD		WINNING PCT. RANK	LAST 10 GAMES	STRENGTH OF SCHEDULE		OPP. STRENGTH OF SCHEDULE	TEAM RPI	ADJ RPI	CONF. RPI	ADJ CONF. RPI
Average RPI Loss:		34											
DIV. I ONLY			22- 9		.70968 59	7- 3	83		64	49	.58511 49	15	14
DIV. I NON-CONF.			12- 5		.70588 68	3- 2	46		73	36	.61583 38	12	11
TOTALS		RPI 1-25	RPI 26-50		W-L RECORDS		RPI 51-100		RPI 101-150		RPI 150+		
22- 9	0- 5		3- 2		OVERALL		3- 1		5- 1		11- 0		
11- 3	0- 1		1- 1		HOME		3- 0		3- 1		4- 0		
8- 6	0- 4		0- 1		AWAY		0- 1		1- 0		7- 0		
3- 0	0- 0		2- 0		NEUTRAL		0- 0		1- 0		0- 0		
12- 5	0- 3		2- 1		NON-CONFERENCE		3- 1		4- 0		3- 0		
6- 1	0- 0		0- 1		HOME		3- 0		3- 0		0- 0		
3- 4	0- 3		0- 0		AWAY		0- 1		0- 0		3- 0		
3- 0	0- 0		2- 0		NEUTRAL		0- 0		1- 0		0- 0		
10- 4	0- 2		1- 1		CONFERENCE		0- 0		1- 1		8- 0		
5- 2	0- 1		1- 0		HOME		0- 0		0- 1		4- 0		
5- 2	0- 1		0- 1		AWAY		0- 0		1- 0		4- 0		
0- 0	0- 0		0- 0		NEUTRAL		0- 0		0- 0		0- 0		
RPI S	Opponent	Score	RPI S	Opponent	Score	RPI S	Opponent	Score	RPI S	Opponent	Score		
6 A	Long Beach St.	0 3	32 A	Santa Clara	1 3	51 H	Minnesota	3 2	104 N	Liberty	3 0		
6 A	Long Beach St.	0 3	32 H	Santa Clara	3 0	63 H	Brown	3 0	110 A	Loyola Marymount	3 0		
10 A	Pepperdine	0 3	37 H	San Jose St.	0 3	81 A	San Diego St.	1 3	110 H	Loyola Marymount	1 3		
10 H	Pepperdine	2 3	41 N	UC Santa Barb.	3 2	81 H	San Diego St.	3 0	131 H	Seton Hall	3 0		
17 A	Colorado St.	1 3	44 N	Loyola (Ill.)	3 0				141 H	Cal St. Northridge	3 0		
									143 H	UNLV	3 0		
									176 A	Wyoming	3 1		
									181 A	Gonzaga	3 2		
									181 H	Gonzaga	3 0		
									188 A	San Francisco	3 0		
									188 H	San Francisco	3 1		
									195 A	UC Riverside	3 2		
									206 A	UC Irvine	3 0		
									235 A	St. Mary's (Cal.)	3 1		
									235 H	St. Mary's (Cal.)	3 0		
									236 A	Portland	3 1		
									236 H	Portland	3 0		
			LAST 10 GAMES										
6 A	Long Beach St.	0 3	206 A	UC Irvine	3 0								
41 N	UC Santa Barb.	3 2	236 H	Portland	3 0								
110 A	Loyola Marymount	3 0	81 H	San Diego St.	3 0								
10 A	Pepperdine	0 3	235 H	St. Mary's (Cal.)	3 0								
181 H	Gonzaga	3 0	6 A	Long Beach St.	0 3								

Non-Div. I Games:

San Diego

Average RPI Win:	133	WON-LOST RECORD	WINNING PCT. RANK	LAST 10 GAMES	STRENGTH OF SCHEDULE	OPP. STRENGTH OF SCHEDULE	TEAM RPI	ADJ RPI	CONF. RPI	ADJ CONF. RPI	
Average RPI Loss:	41	16- 11	.59259 111	7- 3	17	52	51	.5831 50	5	6	
DIV. I ONLY		4- 6	.4 211	1- 0	20	6	38	.61768 37	5	5	
DIV. I NON-CONF.											
<hr/>											
TOTALS	RPI 1-25	RPI 26-50		W-L RECORDS	RPI 51-100		RPI 101-150		RPI 150+		
16- 11	1- 7	0- 2		OVERALL	6- 1		1- 0		8- 1		
8- 4	1- 3	0- 0		HOME	3- 0		1- 0		3- 1		
6- 4	0- 3	0- 1		AWAY	2- 0		0- 0		4- 0		
2- 3	0- 1	0- 1		NEUTRAL	1- 1		0- 0		1- 0		
<hr/>											
4- 6	0- 4	0- 1		NON-CONFERENCE	2- 1		1- 0		1- 0		
1- 2	0- 2	0- 0		HOME	0- 0		1- 0		0- 0		
1- 1	0- 1	0- 0		AWAY	1- 0		0- 0		0- 0		
2- 3	0- 1	0- 1		NEUTRAL	1- 1		0- 0		1- 0		
<hr/>											
12- 5	1- 3	0- 1		CONFERENCE	4- 0		0- 0		7- 1		
7- 2	1- 1	0- 0		HOME	3- 0		0- 0		3- 1		
5- 3	0- 2	0- 1		AWAY	1- 0		0- 0		4- 0		
0- 0	0- 0	0- 0		NEUTRAL	0- 0		0- 0		0- 0		
<hr/>											
RPI S	Opponent	Score	RPI S	Opponent	Score	RPI S	Opponent	Score	RPI S	Opponent	Score
9 H	Hawaii	0 3	33 A	South Fla.	0 3	61 N	Arkansas	3 2	132 H	Southern Methodist	3 2
11 H	Texas A&M	2 3	34 N	Washington St.	0 3	74 A	Rice	3 2	158 A	Tulane	3 0
11 N	Texas A&M	0 3				84 H	Marquette	3 0	158 H	Tulane	3 2
14 A	Cincinnati	1 3				86 N	Stephen F. Austin	2 3	165 H	Charlotte	3 0
15 A	Louisville	1 3				87 A	Memphis	3 2	172 A	UAB	3 0
20 A	Kansas St.	1 3				87 H	Memphis	3 0	185 H	East Caro.	3 1
24 H	DePaul	3 1				96 H	St. Louis	3 0	198 A	TCU	3 0
24 H	DePaul	1 3							198 H	TCU	2 3
									217 A	Southern Miss.	3 1
									229 N	Samford	3 1
<hr/>											
LAST 10 GAMES											
132 H	Southern Methodist	3 2	217 A	Southern Miss.	3 1						
24 H	DePaul	1 3	158 A	Tulane	3 0						
84 H	Marquette	3 0	33 A	South Fla.	0 3						
24 H	DePaul	3 1	172 A	UAB	3 0						
198 H	TCU	2 3	185 H	East Caro.	3 1						

Non-Div. I Games:

Houston

Minnesota		Average RPI Win:	128	WON-LOST RECORD	WINNING PCT. RANK	LAST 10 GAMES	STRENGTH OF SCHEDULE	OPP. STRENGTH OF SCHEDULE	TEAM RPI	ADJ RPI	CONF. RPI	ADJ CONF. RPI
DIV. I ONLY		Average RPI Loss:	26	18- 13	.58065 121	5- 4	25	30	55	.58297 51	3	3
DIV. I NON-CONF.				8- 3	.72727 60	2- 1	18	78	20	.66094 21	4	4
TOTALS		RPI 1-25		RPI 26-50		W-L RECORDS		RPI 51-100		RPI 101-150		RPI 150+
18- 13		2- 7		1- 5		OVERALL		3- 1		5- 0		7- 0
8- 4		1- 2		0- 2		HOME		2- 0		1- 0		4- 0
5- 8		0- 4		0- 3		AWAY		0- 1		2- 0		3- 0
5- 1		1- 1		1- 0		NEUTRAL		1- 0		2- 0		0- 0
8- 3		1- 2		1- 1		NON-CONFERENCE		2- 0		3- 0		1- 0
2- 0		0- 0		0- 0		HOME		1- 0		0- 0		1- 0
1- 2		0- 1		0- 1		AWAY		0- 0		1- 0		0- 0
5- 1		1- 1		1- 0		NEUTRAL		1- 0		2- 0		0- 0
10- 10		1- 5		0- 4		CONFERENCE		1- 1		2- 0		6- 0
6- 4		1- 2		0- 2		HOME		1- 0		1- 0		3- 0
4- 6		0- 3		0- 2		AWAY		0- 1		1- 0		3- 0
0- 0		0- 0		0- 0		NEUTRAL		0- 0		0- 0		0- 0
RPI S	Opponent	Score	RPI S	Opponent	Score	RPI S	Opponent	Score	RPI S	Opponent	Score	
1 N	Stanford	0 3	29 A	Penn St.	0 3	63 N	Brown	3 0	101 N	Radford	3 1	
7 A	Wisconsin	0 3	29 H	Penn St.	2 3	84 H	Marquette	3 0	131 N	Seton Hall	3 0	
7 H	Wisconsin	0 3	30 A	Michigan St.	0 3	99 A	Michigan	1 3	140 A	Virginia	3 0	
12 A	Ohio St.	2 3	30 H	Michigan St.	0 3	99 H	Michigan	3 1	147 A	Northwestern	3 1	
12 H	Ohio St.	1 3	37 N	San Jose St.	3 1				147 H	Northwestern	3 0	
13 A	Northern Iowa	2 3	49 A	San Diego	2 3				164 H	Wis.-Green Bay	3 2	
23 A	Illinois	0 3							168 A	Indiana	3 2	
23 H	Illinois	3 2							168 H	Indiana	3 0	
24 N	DePaul	3 0							191 A	Iowa	3 0	
									191 H	Iowa	3 1	
									212 A	Purdue	3 0	
									212 H	Purdue	3 0	
			LAST 10 GAMES									
13 A	Northern Iowa	2 3	147 A	Northwestern	3 1							
24 N	DePaul	3 0	212 H	Purdue	3 0							
29 H	Penn St.	2 3	191 H	Iowa	3 1							
12 H	Ohio St.	1 3	164 H	Wis.-Green Bay	3 2							
7 A	Wisconsin	0 3	30 H	Michigan St.	0 3							

Non-Div. I Games: Minn. Duluth 3 0

Minnesota

Average RPI Win:		130	WON-LOST RECORD		WINNING PCT. RANK	LAST 10 GAMES	STRENGTH OF SCHEDULE		OPP. STRENGTH OF SCHEDULE	TEAM RPI	ADJ RPI	CONF. RPI	ADJ CONF. RPI	
DIV. I ONLY			20- 9	.68966	66	5- 5	91		42	56	.5823	52	9	9
DIV. I NON-CONF.			9- 4	.69231	79	2- 2	55		59	46	.60792	46	8	8
TOTALS		RPI 1-25		RPI 26-50		W-L RECORDS		RPI 51-100		RPI 101-150		RPI 150+		
20- 9		2- 5		1- 0		OVERALL		5- 3		4- 1		8- 0		
10- 2		2- 1		1- 0		HOME		3- 1		1- 0		3- 0		
7- 5		0- 4		0- 0		AWAY		2- 0		2- 1		3- 0		
3- 2		0- 0		0- 0		NEUTRAL		0- 2		1- 0		2- 0		
9- 4		1- 1		1- 0		NON-CONFERENCE		3- 3		3- 0		1- 0		
4- 1		1- 0		1- 0		HOME		2- 1		0- 0		0- 0		
3- 1		0- 1		0- 0		AWAY		1- 0		2- 0		0- 0		
2- 2		0- 0		0- 0		NEUTRAL		0- 2		1- 0		1- 0		
11- 5		1- 4		0- 0		CONFERENCE		2- 0		1- 1		7- 0		
6- 1		1- 1		0- 0		HOME		1- 0		1- 0		3- 0		
4- 4		0- 3		0- 0		AWAY		1- 0		0- 1		3- 0		
1- 0		0- 0		0- 0		NEUTRAL		0- 0		0- 0		1- 0		
RPI S	Opponent		Score		RPI S	Opponent		Score		RPI S	Opponent		Score	
6 A	Long Beach St.		1	3	41 H	UC Santa Barb.		3	0	58 A	Sacramento St.		3	1
17 A	Colorado St.		0	3						59 H	Utah St.		0	3
17 H	Colorado St.		0	3						59 N	Utah St.		2	3
18 A	Utah		2	3						60 H	Rhode Island		3	0
18 A	Utah		1	3						64 H	Southwest Mo. St.		3	0
18 H	Utah		3	0						67 N	Texas		2	3
25 H	Colorado		3	2						81 A	San Diego St.		3	0
										81 H	San Diego St.		3	1
											113 N Cal Poly		3	2
											123 A Washington		3	0
											143 A UNLV		1	3
											143 H UNLV		3	0
											148 A Weber St.		3	1
											176 A Wyoming		3	0
											176 H Wyoming		3	0
											176 N Wyoming		3	0
											188 A New Mexico		3	0
											188 H New Mexico		3	0
											212 N Purdue		3	1
											260 A Air Force		3	0
											260 H Air Force		3	0
LAST 10 GAMES														
					59 N	Utah St.		2	3	81 A	San Diego St.		3	0
					6 A	Long Beach St.		1	3	143 A	UNLV		1	3
					113 N	Cal Poly		3	2	176 H	Wyoming		3	0
					18 A	Utah		1	3	17 H	Colorado St.		0	3
					176 N	Wyoming		3	0	148 A	Weber St.		3	1

Non-Div. I Games:

Brigham Young

Average RPI Win:	189	WON-LOST	WINNING	LAST 10	STRENGTH OF	OPP. STRENGTH	TEAM	ADJ	CONF.	ADJ CONF.			
Average RPI Loss:	122	RECORD	PCT. RANK	GAMES	SCHEDULE	OF SCHEDULE	RPI	RPI	RPI	RPI			
DIV. I ONLY	29- 3	.90625	6	9- 1	199	204	47	.58158	53	19	19		
DIV. I NON-CONF.	9- 1	.9	12	0- 0	202	226	71	.56613	77	20	20		
<hr/>													
TOTALS	RPI 1-25	RPI 26-50		W-L RECORDS		RPI 51-100		RPI 101-150		RPI 150+			
29- 3	0- 0	0- 0		OVERALL		2- 1		9- 1		18- 1			
15- 0	0- 0	0- 0		HOME		2- 0		4- 0		9- 0			
11- 2	0- 0	0- 0		AWAY		0- 1		4- 0		7- 1			
3- 1	0- 0	0- 0		NEUTRAL		0- 0		1- 1		2- 0			
<hr/>													
9- 1	0- 0	0- 0		NON-CONFERENCE		1- 0		1- 0		7- 1			
5- 0	0- 0	0- 0		HOME		1- 0		0- 0		4- 0			
2- 1	0- 0	0- 0		AWAY		0- 0		0- 0		2- 1			
2- 0	0- 0	0- 0		NEUTRAL		0- 0		1- 0		1- 0			
<hr/>													
20- 2	0- 0	0- 0		CONFERENCE		1- 1		8- 1		11- 0			
10- 0	0- 0	0- 0		HOME		1- 0		4- 0		5- 0			
9- 1	0- 0	0- 0		AWAY		0- 1		4- 0		5- 0			
1- 1	0- 0	0- 0		NEUTRAL		0- 0		0- 1		1- 0			
<hr/>													
RPI	S	Opponent	Score	RPI	S	Opponent	Score	RPI	S	Opponent	Score		
						75 H	Florida Int'l	3	0	109 A	Ga. Southern	3	2
						78 A	East Tenn. St.	1	3	109 H	Ga. Southern	3	0
						78 H	East Tenn. St.	3	1	109 N	Ga. Southern	1	3
										117 A	Western Caro.	3	2
										117 H	Western Caro.	3	0
										128 N	Tenn.-Martin	3	2
										146 A	Davidson	3	1
										146 H	Davidson	3	0
										150 A	Furman	3	1
										150 H	Furman	3	1
										154 A	Chattanooga	3	0
										154 H	Chattanooga	3	1
										180 A	Indiana St.	2	3
										192 H	Tulsa	3	0
										194 A	Wofford	3	1
										194 H	Wofford	3	0
										194 N	Wofford	3	0
										202 A	Coastal Caro.	3	0
										202 H	Coastal Caro.	3	0
										231 A	Charleston So.	3	0
										231 H	Charleston So.	3	0
										262 H	Stetson	3	0
										265 A	Appalachian St.	3	0
										265 H	Appalachian St.	3	1
										275 N	St. Francis (N.Y.)	3	0
										282 A	UNC Greensboro	3	0
										282 H	UNC Greensboro	3	0
<hr/>													
				LAST 10 GAMES									
						109 N	Ga. Southern	1	3	78 H	East Tenn. St.	3	1
						194 N	Wofford	3	0	265 H	Appalachian St.	3	1
						117 A	Western Caro.	3	2	194 H	Wofford	3	0
						154 A	Chattanooga	3	0	146 H	Davidson	3	0
						285 H	Citadel	3	0	282 H	UNC Greensboro	3	0

Non-Div. I Games: IPFW 3 1

Col. of Charleston

RPI	S	Opponent	Score	
285	A	Citadel	3	0
285	H	Citadel	3	0

Col. of Charleston

C
o
l
.
o
f
C
h
a
r
l
e
s
t
o
n

C
o
l
.
o
f
C
h
a
r
l
e
s
t
o
n

Average RPI Win:		144	WON-LOST RECORD		WINNING PCT. RANK		LAST 10 GAMES		STRENGTH OF SCHEDULE		OPP. STRENGTH OF SCHEDULE		TEAM RPI		ADJ RPI		CONF. RPI		ADJ CONF. RPI				
DIV. I ONLY			21- 10		.67742 75		7- 3		61		90		54		.58134 54		8		8				
DIV. I NON-CONF.			10- 3		.76923 41		3- 0		80		129		51		.60413 50		11		12				
TOTALS		RPI 1-25		RPI 26-50				W-L RECORDS		RPI 51-100				RPI 101-150				RPI 150+					
21- 10		0- 3		4- 3				OVERALL		2- 2				3- 2				12- 0					
10- 3		0- 1		1- 1				HOME		2- 0				1- 1				6- 0					
10- 4		0- 1		3- 2				AWAY		0- 1				2- 0				5- 0					
1- 3		0- 1		0- 0				NEUTRAL		0- 1				0- 1				1- 0					
10- 3		0- 0		3- 1				NON-CONFERENCE		1- 1				0- 1				6- 0					
5- 0		0- 0		1- 0				HOME		1- 0				0- 0				3- 0					
4- 1		0- 0		2- 1				AWAY		0- 0				0- 0				2- 0					
1- 2		0- 0		0- 0				NEUTRAL		0- 1				0- 1				1- 0					
11- 7		0- 3		1- 2				CONFERENCE		1- 1				3- 1				6- 0					
5- 3		0- 1		0- 1				HOME		1- 0				1- 1				3- 0					
6- 3		0- 1		1- 1				AWAY		0- 1				2- 0				3- 0					
0- 1		0- 1		0- 0				NEUTRAL		0- 0				0- 0				0- 0					
RPI	S	Opponent		Score		RPI	S	Opponent		Score		RPI	S	Opponent		Score		RPI	S	Opponent		Score	
19	A	Xavier		1	3	35	A	Rutgers		1	3	60	A	Rhode Island		1	3	103	N	Akron		2	3
19	H	Xavier		1	3	39	A	Dayton		1	3	60	H	Rhode Island		3	0	114	A	Massachusetts		3	0
19	N	Xavier		0	3	39	A	Dayton		3	1	70	N	Missouri		0	3	114	H	Massachusetts		3	0
						39	H	Dayton		1	3	77	H	St. Peter's		3	0	138	A	Duquesne		3	1
						40	A	Georgetown		3	0							138	H	Duquesne		1	3
						43	H	American		3	1							153	A	George Washington		3	1
						48	A	Pennsylvania		3	0							153	H	George Washington		3	0
																		169	H	Lehigh		3	0
																		171	H	Delaware		3	0
																		182	A	Villanova		3	0
																		182	H	Villanova		3	0
																		203	A	Fordham		3	1
																		203	H	Fordham		3	0
																		210	A	West Virginia		3	1
																		220	A	La Salle		3	1
																		220	H	La Salle		3	1
																		284	N	Wagner		3	0
LAST 10 GAMES																							
						43	H	American		3	1	203	A	Fordham		3	1						
						19	N	Xavier		0	3	220	H	La Salle		3	1						
						39	A	Dayton		3	1	19	H	Xavier		1	3						
						153	A	George Washington		3	1	39	H	Dayton		1	3						
						40	A	Georgetown		3	0	182	A	Villanova		3	0						

Non-Div. I Games: Pace 3 0

Temple

Average RPI Win:		143	WON-LOST RECORD		WINNING PCT. RANK		LAST 10 GAMES		STRENGTH OF SCHEDULE		OPP. STRENGTH OF SCHEDULE		TEAM RPI	ADJ RPI		CONF. RPI	ADJ CONF. RPI		
DIV. I ONLY			17- 8		.68 72		5- 5		93		33		58	.57986 55		10	10		
DIV. I NON-CONF.			7- 3		.7 70		1- 2		102		8		33	.62726 31		6	6		
TOTALS		RPI 1-25		RPI 26-50		W-L RECORDS		RPI 51-100		RPI 101-150		RPI 150+							
17- 8		1- 3		1- 3		OVERALL		4- 2		5- 0		6- 0							
11- 1		1- 1		1- 0		HOME		2- 0		3- 0		4- 0							
4- 6		0- 2		0- 2		AWAY		1- 2		1- 0		2- 0							
2- 1		0- 0		0- 1		NEUTRAL		1- 0		1- 0		0- 0							
7- 3		1- 1		0- 1		NON-CONFERENCE		2- 1		2- 0		2- 0							
5- 0		1- 0		0- 0		HOME		0- 0		2- 0		2- 0							
1- 2		0- 1		0- 0		AWAY		1- 1		0- 0		0- 0							
1- 1		0- 0		0- 1		NEUTRAL		1- 0		0- 0		0- 0							
10- 5		0- 2		1- 2		CONFERENCE		2- 1		3- 0		4- 0							
6- 1		0- 1		1- 0		HOME		2- 0		1- 0		2- 0							
3- 4		0- 1		0- 2		AWAY		0- 1		1- 0		2- 0							
1- 0		0- 0		0- 0		NEUTRAL		0- 0		1- 0		0- 0							
RPI	S	Opponent		Score		RPI	S	Opponent		Score		RPI	S	Opponent		Score			
1	A	Stanford		0	3	32	N	Santa Clara		2	3	58	A	Sacramento St.		1	3		
9	A	Hawaii		1	3	37	A	San Jose St.		0	3	71	A	Fresno St.		1	3		
9	H	Hawaii		0	3	37	A	San Jose St.		0	3	71	H	Fresno St.		3	1		
16	H	Pacific (Cal.)		3	0	37	H	San Jose St.		3	1	74	H	Rice		3	1		
												93	A	Arizona St.		3	2		
												97	N	Hofstra		3	1		
												124 A UTEP						3	1
												124 N UTEP						3	0
												132 H Southern Methodist						3	1
												143 H UNLV						3	2
												148 H Weber St.						3	0
												192 H Tulsa						3	0
												193 H Cal St. Fullerton						3	0
												235 H St. Mary's (Cal.)						3	0
												243 A Louisiana Tech						3	0
												253 A Boise St.						3	1
												253 H Boise St.						3	0
LAST 10 GAMES																			
1 A		Stanford		0	3	9 H		Hawaii		0	3								
37 A		San Jose St.		0	3	37 H		San Jose St.		3	1								
124 N		UTEP		3	0	9 A		Hawaii		1	3								
253 A		Boise St.		3	1	58 A		Sacramento St.		1	3								
143 H		UNLV		3	2	253 H		Boise St.		3	0								

Non-Div. I Games:

Nevada

Average RPI Win:		167	WON-LOST RECORD		WINNING PCT. RANK		LAST 10 GAMES		STRENGTH OF SCHEDULE		OPP. STRENGTH OF SCHEDULE		TEAM RPI		ADJ RPI		CONF. RPI		ADJ CONF. RPI								
DIV. I ONLY			18- 7		.72 53		9- 1		113		89		59		.57892 56		18		18								
DIV. I NON-CONF.			6- 5		.54545 136		3- 0		103		1		48		.60823 44		14		16								
TOTALS		RPI 1-25		RPI 26-50		W-L RECORDS		RPI 51-100		RPI 101-150		RPI 150+															
18- 7		0- 2		2- 5		OVERALL		2- 0		1- 0		13- 0															
8- 5		0- 2		1- 3		HOME		1- 0		0- 0		6- 0															
7- 2		0- 0		0- 2		AWAY		1- 0		1- 0		5- 0															
3- 0		0- 0		1- 0		NEUTRAL		0- 0		0- 0		2- 0															
6- 5		0- 2		1- 3		NON-CONFERENCE		0- 0		1- 0		4- 0															
2- 4		0- 2		0- 2		HOME		0- 0		0- 0		2- 0															
2- 1		0- 0		0- 1		AWAY		0- 0		1- 0		1- 0															
2- 0		0- 0		1- 0		NEUTRAL		0- 0		0- 0		1- 0															
12- 2		0- 0		1- 2		CONFERENCE		2- 0		0- 0		9- 0															
6- 1		0- 0		1- 1		HOME		1- 0		0- 0		4- 0															
5- 1		0- 0		0- 1		AWAY		1- 0		0- 0		4- 0															
1- 0		0- 0		0- 0		NEUTRAL		0- 0		0- 0		1- 0															
RPI	S	Opponent		Score		RPI	S	Opponent		Score		RPI	S	Opponent		Score											
19	H	Xavier		0	3	29	A	Penn St.		1	3	97	A	Hofstra		3	2	130	A	Pittsburgh		3	2				
23	H	Illinois		0	3	35	N	Rutgers		3	2	97	H	Hofstra		3	0	153	H	George Washington		3	0				
						39	H	Dayton		2	3											159	A	James Madison		3	0
						40	H	Georgetown		1	3											159	H	James Madison		3	0
						45	A	William & Mary		2	3											170	H	Virginia Tech		3	0
						45	H	William & Mary		3	1											171	A	Delaware		3	1
						45	H	William & Mary		0	3											171	H	Delaware		3	0
																						171	N	Delaware		3	2
																						210	A	West Virginia		3	0
																						244	N	UNC Asheville		3	0
																						247	A	UNC Wilmington		3	1
																						247	H	UNC Wilmington		3	0
																						250	A	Va. Commonwealth		3	0
																						250	H	Va. Commonwealth		3	0
						LAST 10 GAMES																					
						45	H	William & Mary		0	3	159	H	James Madison		3	0										
						171	N	Delaware		3	2	250	H	Va. Commonwealth		3	0										
						170	H	Virginia Tech		3	0	45	H	William & Mary		3	1										
						97	A	Hofstra		3	2	130	A	Pittsburgh		3	2										
						247	H	UNC Wilmington		3	0	210	A	West Virginia		3	0										

Non-Div. I Games:

George Mason

Average RPI Win:	160	WON-LOST RECORD	WINNING PCT. RANK	LAST 10 GAMES	STRENGTH OF SCHEDULE	OPP. STRENGTH OF SCHEDULE	TEAM RPI	ADJ RPI	CONF. RPI	ADJ CONF. RPI		
DIV. I ONLY		21- 6	.77778	29	7- 3	127	133	52	.57883	57	17	17
DIV. I NON-CONF.		9- 1	.9	12	2- 1	127	213	52	.60305	52	18	18
<hr/>												
TOTALS	RPI 1-25	RPI 26-50		W-L RECORDS		RPI 51-100		RPI 101-150		RPI 150+		
21- 6	0- 1	1- 0		OVERALL		3- 3		6- 2		11- 0		
6- 2	0- 0	0- 0		HOME		1- 1		1- 1		4- 0		
7- 3	0- 0	0- 0		AWAY		1- 2		2- 1		4- 0		
8- 1	0- 1	1- 0		NEUTRAL		1- 0		3- 0		3- 0		
<hr/>												
9- 1	0- 1	1- 0		NON-CONFERENCE		0- 0		4- 0		4- 0		
1- 0	0- 0	0- 0		HOME		0- 0		0- 0		1- 0		
2- 0	0- 0	0- 0		AWAY		0- 0		1- 0		1- 0		
6- 1	0- 1	1- 0		NEUTRAL		0- 0		3- 0		2- 0		
<hr/>												
12- 5	0- 0	0- 0		CONFERENCE		3- 3		2- 2		7- 0		
5- 2	0- 0	0- 0		HOME		1- 1		1- 1		3- 0		
5- 3	0- 0	0- 0		AWAY		1- 2		1- 1		3- 0		
2- 0	0- 0	0- 0		NEUTRAL		1- 0		0- 0		1- 0		
<hr/>												
RPI	S	Opponent	Score	RPI	S	Opponent	Score	RPI	S	Opponent	Score	
9	N	Hawaii	1 3	46	N	Oregon St.	3 2	58	A	Sacramento St.	3 1	
								105	A	Montana St.	3 2	
								105	H	Montana St.	2 3	
								127	A	Maine	3 0	
								137	N	Boston College	3 0	
								139	N	New Mexico St.	3 2	
								141	N	Cal St. Northridge	3 2	
								148	A	Weber St.	1 3	
								148	H	Weber St.	3 0	
								161	N	Army	3 0	
								166	A	Oregon	3 0	
								181	H	Gonzaga	3 0	
								190	A	Idaho St.	3 1	
								190	H	Idaho St.	3 0	
								190	N	Idaho St.	3 1	
								219	A	Montana	3 0	
								219	H	Montana	3 1	
								253	N	Boise St.	3 0	
								272	A	Portland St.	3 1	
								272	H	Portland St.	3 0	
<hr/>												
LAST 10 GAMES												
9	N	Hawaii	1 3	69	A	Northern Ariz.	2 3					
46	N	Oregon St.	3 2	58	A	Sacramento St.	0 3					
58	A	Sacramento St.	3 1	148	H	Weber St.	3 0					
69	N	Northern Ariz.	3 2	190	H	Idaho St.	3 0					
190	N	Idaho St.	3 1	181	H	Gonzaga	3 0					

Non-Div. I Games:

Eastern Wash.

Average RPI Win:		162	WON-LOST RECORD		WINNING PCT. RANK		LAST 10 GAMES		STRENGTH OF SCHEDULE		OPP. STRENGTH OF SCHEDULE		TEAM RPI		ADJ RPI		CONF. RPI		ADJ CONF. RPI								
Average RPI Loss:		59																									
DIV. I ONLY			19- 9		.67857	73	6- 4		46	137	53	.57882	58	17	17												
DIV. I NON-CONF.			6- 6		.5	149	1- 2		61	96	90	.54967	88	18	18												
TOTALS		RPI 1-25		RPI 26-50		W-L RECORDS		RPI 51-100		RPI 101-150		RPI 150+															
19- 9	0- 2			0- 2	OVERALL		5- 3		3- 2		11- 0																
9- 2	0- 0			0- 0	HOME		3- 2		3- 0		3- 0																
6- 6	0- 2			0- 1	AWAY		2- 1		0- 2		4- 0																
4- 1	0- 0			0- 1	NEUTRAL		0- 0		0- 0		4- 0																
6- 6	0- 2			0- 2	NON-CONFERENCE		1- 2		0- 0		5- 0																
1- 1	0- 0			0- 0	HOME		1- 1		0- 0		0- 0																
1- 4	0- 2			0- 1	AWAY		0- 1		0- 0		1- 0																
4- 1	0- 0			0- 1	NEUTRAL		0- 0		0- 0		4- 0																
13- 3	0- 0			0- 0	CONFERENCE		4- 1		3- 2		6- 0																
8- 1	0- 0			0- 0	HOME		2- 1		3- 0		3- 0																
5- 2	0- 0			0- 0	AWAY		2- 0		0- 2		3- 0																
0- 0	0- 0			0- 0	NEUTRAL		0- 0		0- 0		0- 0																
RPI	S	Opponent		Score		RPI	S	Opponent		Score		RPI	S	Opponent		Score											
1	A	Stanford		0	3	37	N	San Jose St.		2	3	52	H	Brigham Young		1	3	105	A	Montana St.		1	3				
16	A	Pacific (Cal.)		0	3	46	A	Oregon St.		2	3	55	H	Nevada		3	1	105	H	Montana St.		3	0				
												57	A	Eastern Wash.		3	0	105	H	Montana St.		3	0				
												57	H	Eastern Wash.		1	3	148	A	Weber St.		1	3				
												57	H	Eastern Wash.		3	0	148	H	Weber St.		3	0				
												69	A	Northern Ariz.		3	0	167	N	Ark.-Little Rock		3	0				
												69	H	Northern Ariz.		3	2	174	N	Southern Ill.		3	0				
												71	A	Fresno St.		2	3	190	A	Idaho St.		3	2				
																		190	H	Idaho St.		3	0				
																		199	N	Morgan St.		3	0				
																		219	A	Montana		3	0				
																		219	H	Montana		3	0				
																		235	A	St. Mary's (Cal.)		3	1				
																		267	N	UMKC		3	0				
																		272	A	Portland St.		3	0				
																		272	H	Portland St.		3	1				
						LAST 10 GAMES																					
						57 H Eastern Wash.						1	3	219 A Montana						3	0						
						105 H Montana St.						3	0	1 A Stanford						0	3						
						272 H Portland St.						3	1	69 A Northern Ariz.						3	0						
						57 H Eastern Wash.						3	0	52 H Brigham Young						1	3						
						105 A Montana St.						1	3	55 H Nevada						3	1						

Non-Div. I Games: UC Davis 3 0

Sacramento St.

Average RPI Win:		143	WON-LOST RECORD		WINNING PCT. RANK		LAST 10 GAMES		STRENGTH OF SCHEDULE		OPP. STRENGTH OF SCHEDULE		TEAM RPI		ADJ RPI		CONF. RPI		ADJ CONF. RPI	
DIV. I ONLY			19- 12		.6129 101		5- 5		48		38		61		.57727 59		6		5	
DIV. I NON-CONF.			8- 5		.61538 115		3- 1		31		16		27		.6383 26		2		2	
TOTALS		RPI 1-25		RPI 26-50		W-L RECORDS		RPI 51-100		RPI 101-150		RPI 150+								
19- 12		2- 8		0- 2		OVERALL		3- 0		4- 1		10- 1								
8- 3		1- 1		0- 1		HOME		0- 0		3- 0		4- 1								
7- 8		0- 2		0- 0		AWAY		1- 0		1- 0		5- 0								
4- 1		1- 1		0- 0		NEUTRAL		2- 0		0- 0		1- 0								
8- 5		1- 5		0- 0		NON-CONFERENCE		3- 0		1- 0		3- 0								
2- 0		0- 0		0- 0		HOME		0- 0		1- 0		1- 0								
2- 4		0- 4		0- 0		AWAY		1- 0		0- 0		1- 0								
4- 1		1- 1		0- 0		NEUTRAL		2- 0		0- 0		1- 0								
11- 7		1- 3		0- 2		CONFERENCE		0- 0		3- 1		7- 1								
6- 3		1- 1		0- 1		HOME		0- 0		2- 0		3- 1								
5- 4		0- 2		0- 1		AWAY		0- 0		1- 1		4- 0								
0- 0		0- 0		0- 0		NEUTRAL		0- 0		0- 0		0- 0								
RPI	S	Opponent		Score		RPI	S	Opponent		Score		RPI	S	Opponent		Score				
3	N	Southern California		0	3	41	A	UC Santa Barb.		0	3	52	A	Brigham Young		3	0			
6	A	Long Beach St.		0	3	41	H	UC Santa Barb.		2	3	52	N	Brigham Young		3	2			
6	H	Long Beach St.		0	3							61	N	Arkansas		3	1			
9	A	Hawaii		0	3									Cal St. Northridge		3	0			
14	N	Cincinnati		3	2									Cal St. Northridge		3	0			
16	A	Pacific (Cal.)		0	3									Weber St.		3	0			
16	H	Pacific (Cal.)		3	2									Idaho		3	2			
17	A	Colorado St.		1	3									Idaho		3	2			
18	A	Utah		1	3									Idaho St.		3	0			
18	A	Utah		1	3									Cal St. Fullerton		3	1			
														Cal St. Fullerton		3	0			
														UC Riverside		3	0			
														UC Riverside		3	0			
														UC Irvine		3	0			
														UC Irvine		0	3			
														Murray St.		3	0			
														Boise St.		3	0			
LAST 10 GAMES																				
18	A	Utah		1	3	206	H	UC Irvine		0	3									
52	N	Brigham Young		3	2	6	H	Long Beach St.		0	3									
253	H	Boise St.		3	0	190	A	Idaho St.		3	0									
6	A	Long Beach St.		0	3	16	A	Pacific (Cal.)		0	3									
206	A	UC Irvine		3	0	141	A	Cal St. Northridge		3	0									

Non-Div. I Games:

Utah St.

Average RPI Win:		137	WON-LOST RECORD		WINNING PCT. RANK		LAST 10 GAMES		STRENGTH OF SCHEDULE		OPP. STRENGTH OF SCHEDULE		TEAM RPI		ADJ RPI		CONF. RPI		ADJ CONF. RPI	
Average RPI Loss:		53	16- 11		.59259 111		6- 4		32		67		62		.57675 60		8		8	
DIV. I ONLY			16- 11		.59259 111		6- 4		32		67		62		.57675 60		8		8	
DIV. I NON-CONF.			4- 6		.4 211		1- 0		34		91		102		.54361 100		11		12	
TOTALS		RPI 1-25		RPI 26-50		W-L RECORDS		RPI 51-100		RPI 101-150		RPI 150+								
16- 11		1- 3		2- 2		OVERALL		2- 4		3- 2		8- 0								
9- 0		1- 0		2- 0		HOME		1- 0		2- 0		3- 0								
5- 7		0- 2		0- 1		AWAY		1- 3		1- 1		3- 0								
2- 4		0- 1		0- 1		NEUTRAL		0- 1		0- 1		2- 0								
4- 6		0- 1		1- 1		NON-CONFERENCE		1- 3		0- 1		2- 0								
1- 0		0- 0		1- 0		HOME		0- 0		0- 0		0- 0								
1- 3		0- 1		0- 0		AWAY		1- 2		0- 0		0- 0								
2- 3		0- 0		0- 1		NEUTRAL		0- 1		0- 1		2- 0								
12- 5		1- 2		1- 1		CONFERENCE		1- 1		3- 1		6- 0								
8- 0		1- 0		1- 0		HOME		1- 0		2- 0		3- 0								
4- 4		0- 1		0- 1		AWAY		0- 1		1- 1		3- 0								
0- 1		0- 1		0- 0		NEUTRAL		0- 0		0- 0		0- 0								
RPI	S	Opponent		Score		RPI	S	Opponent		Score		RPI	S	Opponent		Score				
18	A	Utah		0	3	26	N	Georgia Tech		0	3	52	A	Brigham Young		0	3			
19	A	Xavier		0	3	39	A	Dayton		1	3	54	A	Temple		0	3			
19	H	Xavier		3	1	39	H	Dayton		3	1	54	H	Temple		3	1			
19	N	Xavier		0	3	47	H	Connecticut		3	1	63	A	Brown		3	2			
												65	N	Texas Tech		2	3			
												66	A	Baylor		0	3			

Non-Div. I Games:

Rhode Island

Arkansas

Through Games Of 2001 Final

Average RPI Win: 156		WON-LOST	WINNING	LAST 10	STRENGTH OF		OPP. STRENGTH	TEAM	ADJ	CONF.	ADJ CONF.
Average RPI Loss: 39		RECORD	PCT. RANK	GAMES	SCHEDULE		OF SCHEDULE	RPI	RPI	RPI	RPI
DIV. I ONLY		21- 12	.63636	94	6- 4		72	77	65	.57535	61
DIV. I NON-CONF.		7- 8	.46667	181	2- 1		63	103	110	.53938	106
TOTALS		RPI 1-25	RPI 26-50		W-L RECORDS		RPI 51-100		RPI 101-150		RPI 150+
21- 12	0- 5	2- 3		OVERALL		6- 4		1- 0		12- 0	
10- 1	0- 1	0- 0		HOME		3- 0		1- 0		6- 0	
8- 7	0- 3	1- 1		AWAY		2- 3		0- 0		5- 0	
3- 4	0- 1	1- 2		NEUTRAL		1- 1		0- 0		1- 0	
7- 8	0- 3	0- 3		NON-CONFERENCE		1- 2		0- 0		6- 0	
4- 0	0- 0	0- 0		HOME		1- 0		0- 0		3- 0	
2- 5	0- 3	0- 1		AWAY		0- 1		0- 0		2- 0	
1- 3	0- 0	0- 2		NEUTRAL		0- 1		0- 0		1- 0	
14- 4	0- 2	2- 0		CONFERENCE		5- 2		1- 0		6- 0	
6- 1	0- 1	0- 0		HOME		2- 0		1- 0		3- 0	
6- 2	0- 0	1- 0		AWAY		2- 2		0- 0		3- 0	
2- 1	0- 1	1- 0		NEUTRAL		1- 0		0- 0		0- 0	
RPI S	Opponent	Score	RPI S	Opponent	Score	RPI S	Opponent	Score	RPI S	Opponent	Score
4 H	Florida	0 3	26 A	Georgia Tech	1 3	59 N	Utah St.	1 3	108 H	Georgia	3 0
4 N	Florida	2 3	27 A	South Carolina	3 1	64 H	Southwest Mo. St.	3 0	155 H	Oral Roberts	3 0
17 A	Colorado St.	0 3	27 N	South Carolina	3 1	68 A	Alabama	1 3	162 H	Texas-San Antonio	3 1
20 A	Kansas St.	1 3	34 N	Washington St.	0 3	68 H	Alabama	3 0	172 A	UAB	3 0
20 A	Kansas St.	2 3	50 N	Houston	2 3	72 A	Tennessee	3 2	209 A	Mississippi	3 0
						74 A	Rice	2 3	209 H	Mississippi	3 0
						89 A	LSU	0 3	221 A	Mississippi St.	3 0
						89 H	LSU	3 1	221 H	Mississippi St.	3 1
						100 A	Kentucky	3 0	228 N	Murray St.	3 0
						100 N	Kentucky	3 0	248 A	Middle Tenn.	3 0
									267 H	UMKC	3 1
									268 A	Auburn	3 0
									268 H	Auburn	3 0
LAST 10 GAMES			LAST 10 GAMES			LAST 10 GAMES			LAST 10 GAMES		
20 A	Kansas St.	2 3	68 A	Alabama	1 3	20 A	Kansas St.	2 3	68 A	Alabama	1 3
155 H	Oral Roberts	3 0	268 A	Auburn	3 0	155 H	Oral Roberts	3 0	268 A	Auburn	3 0
4 N	Florida	2 3	64 H	Southwest Mo. St.	3 0	4 N	Florida	2 3	64 H	Southwest Mo. St.	3 0
27 N	South Carolina	3 1	89 H	LSU	3 1	27 N	South Carolina	3 1	89 H	LSU	3 1
100 N	Kentucky	3 0	89 A	LSU	0 3	100 N	Kentucky	3 0	89 A	LSU	0 3

Non-Div. I Games:

Arkansas

Average RPI Win:		165	WON-LOST RECORD		WINNING PCT. RANK		LAST 10 GAMES		STRENGTH OF SCHEDULE		OPP. STRENGTH OF SCHEDULE		TEAM RPI		ADJ RPI		CONF. RPI		ADJ CONF. RPI	
Average RPI Loss:		48																		
DIV. I ONLY			20- 7		.74074 44		7- 3		114		107		57		.57515 62		12		12	
DIV. I NON-CONF.			9- 3		.75 46		1- 1		111		33		53		.60292 53		10		10	
TOTALS		RPI 1-25		RPI 26-50		W-L RECORDS		RPI 51-100		RPI 101-150		RPI 150+								
20- 7		0- 3		2- 3		OVERALL		1- 0		6- 0		11- 1								
8- 3		0- 2		2- 1		HOME		0- 0		2- 0		4- 0								
8- 3		0- 1		0- 2		AWAY		1- 0		4- 0		3- 0								
4- 1		0- 0		0- 0		NEUTRAL		0- 0		0- 0		4- 1								
9- 3		0- 3		1- 0		NON-CONFERENCE		1- 0		2- 0		5- 0								
2- 2		0- 2		1- 0		HOME		0- 0		0- 0		1- 0								
3- 1		0- 1		0- 0		AWAY		1- 0		2- 0		0- 0								
4- 0		0- 0		0- 0		NEUTRAL		0- 0		0- 0		4- 0								
11- 4		0- 0		1- 3		CONFERENCE		0- 0		4- 0		6- 1								
6- 1		0- 0		1- 1		HOME		0- 0		2- 0		3- 0								
5- 2		0- 0		0- 2		AWAY		0- 0		2- 0		3- 0								
0- 1		0- 0		0- 0		NEUTRAL		0- 0		0- 0		0- 1								
RPI S	Opponent		Score		RPI S	Opponent		Score		RPI S	Opponent		Score		RPI S	Opponent		Score		
12 H	Ohio St.		0	3	38 A	Wis.-Milwaukee		1	3	98 A	Miami (Ohio)		3 2	121 A	Eastern Ill.		3	1		
14 A	Cincinnati		1	3	38 H	Wis.-Milwaukee		3	0					134 A	Clemson		3	1		
19 H	Xavier		1	3	39 H	Dayton		3	0					136 A	Butler		3	0		
					44 A	Loyola (Ill.)		2	3					136 H	Butler		3	1		
					44 H	Loyola (Ill.)		2	3					142 A	Ill.-Chicago		3	2		
														142 H	Ill.-Chicago		3	0		
														164 A	Wis.-Green Bay		3	0		
														164 H	Wis.-Green Bay		3	0		
														164 N	Wis.-Green Bay		2	3		
														200 A	Youngstown St.		3	1		
														200 H	Youngstown St.		3	0		
														201 A	Cleveland St.		3	1		
														201 H	Cleveland St.		3	0		
														219 N	Montana		3	0		
														222 H	Eastern Ky.		3	0		
														230 N	Central Mich.		3	0		
														247 N	UNC Wilmington		3	0		
														265 N	Appalachian St.		3	0		
LAST 10 GAMES																				
					164 N	Wis.-Green Bay		2	3	14 A	Cincinnati		1	3						
					136 H	Butler		3	1	38 H	Wis.-Milwaukee		3	0						
					222 H	Eastern Ky.		3	0	164 H	Wis.-Green Bay		3	0						
					142 A	Ill.-Chicago		3	2	201 A	Cleveland St.		3	1						
					44 A	Loyola (Ill.)		2	3	200 A	Youngstown St.		3	1						

Non-Div. I Games: IPFW 3 1

Wright St.

Average RPI Win:	157	WON-LOST	WINNING	LAST 10	STRENGTH OF	OPP. STRENGTH	TEAM	ADJ	CONF.	ADJ CONF.	
Average RPI Loss:	66	RECORD	PCT. RANK	GAMES	SCHEDULE	OF SCHEDULE	RPI	RPI	RPI	RPI	
DIV. I ONLY		16- 11	.59259 111	7- 3	22	142	63	.57302 63	11	11	
DIV. I NON-CONF.		5- 7	.41667 203	0- 0	45	158	116	.53246 113	17	17	
<hr/>											
TOTALS	RPI 1-25	RPI 26-50		W-L RECORDS		RPI 51-100		RPI 101-150		RPI 150+	
16- 11	0- 0	1- 5		OVERALL		1- 4		5- 2		9- 0	
8- 2	0- 0	1- 0		HOME		0- 2		3- 0		4- 0	
4- 5	0- 0	0- 3		AWAY		0- 0		1- 2		3- 0	
4- 4	0- 0	0- 2		NEUTRAL		1- 2		1- 0		2- 0	
5- 7	0- 0	0- 3		NON-CONFERENCE		1- 4		1- 0		3- 0	
1- 2	0- 0	0- 0		HOME		0- 2		0- 0		1- 0	
0- 2	0- 0	0- 2		AWAY		0- 0		0- 0		0- 0	
4- 3	0- 0	0- 1		NEUTRAL		1- 2		1- 0		2- 0	
11- 4	0- 0	1- 2		CONFERENCE		0- 0		4- 2		6- 0	
7- 0	0- 0	1- 0		HOME		0- 0		3- 0		3- 0	
4- 3	0- 0	0- 1		AWAY		0- 0		1- 2		3- 0	
0- 1	0- 0	0- 1		NEUTRAL		0- 0		0- 0		0- 0	
RPI S	Opponent	Score	RPI S	Opponent	Score	RPI S	Opponent	Score	RPI S	Opponent	Score
			37 N	San Jose St.	0 3	51 N	Minnesota	0 3	102 A	Columbia	3 2
			47 A	Connecticut	0 3	60 H	Rhode Island	2 3	102 H	Columbia	3 1
			48 A	Pennsylvania	1 3	77 N	St. Peter's	3 2	107 A	Cornell	0 3
			48 H	Pennsylvania	3 1	79 H	Fairfield	1 3	107 H	Cornell	3 0
			48 N	Pennsylvania	1 3	83 N	Northeastern	1 3	118 A	Princeton	1 3
			49 A	San Diego	0 3				118 H	Princeton	3 0
									131 N	Seton Hall	3 2
									156 A	Harvard	3 0
									156 H	Harvard	3 2
									175 A	Yale	3 0
									175 H	Yale	3 1
									196 A	Dartmouth	3 1
									196 H	Dartmouth	3 0
									213 H	Tex. A&M-Corp. Chris	3 0
									258 N	Iona	3 0
									295 N	Sacred Heart	3 2
<hr/>											
LAST 10 GAMES											
			48 N	Pennsylvania	1 3	196 A	Dartmouth	3 1			
			118 H	Princeton	3 0	156 A	Harvard	3 0			
			48 H	Pennsylvania	3 1	102 H	Columbia	3 1			
			107 A	Cornell	0 3	107 H	Cornell	3 0			
			102 A	Columbia	3 2	48 A	Pennsylvania	1 3			

Non-Div. I Games:

Brown

Average RPI Win:	180	WON-LOST RECORD	WINNING PCT. RANK	LAST 10 GAMES	STRENGTH OF SCHEDULE	OPP. STRENGTH OF SCHEDULE	TEAM RPI	ADJ RPI	CONF. RPI	ADJ CONF. RPI	
DIV. I ONLY	25- 7	.78125	27	8- 2	148	139	60	.57297	64	16	16
DIV. I NON-CONF.	9- 3	.75	46	3- 1	229	164	126	.52437	123	16	15
<hr/>											
TOTALS	RPI 1-25	RPI 26-50		W-L RECORDS	RPI 51-100		RPI 101-150		RPI 150+		
25- 7	0- 4	0- 0		OVERALL	6- 3		0- 0		19- 0		
12- 1	0- 1	0- 0		HOME	3- 0		0- 0		9- 0		
10- 4	0- 1	0- 0		AWAY	2- 3		0- 0		8- 0		
3- 2	0- 2	0- 0		NEUTRAL	1- 0		0- 0		2- 0		
<hr/>											
9- 3	0- 1	0- 0		NON-CONFERENCE	0- 2		0- 0		9- 0		
4- 0	0- 0	0- 0		HOME	0- 0		0- 0		4- 0		
3- 2	0- 0	0- 0		AWAY	0- 2		0- 0		3- 0		
2- 1	0- 1	0- 0		NEUTRAL	0- 0		0- 0		2- 0		
<hr/>											
16- 4	0- 3	0- 0		CONFERENCE	6- 1		0- 0		10- 0		
8- 1	0- 1	0- 0		HOME	3- 0		0- 0		5- 0		
7- 2	0- 1	0- 0		AWAY	2- 1		0- 0		5- 0		
1- 1	0- 1	0- 0		NEUTRAL	1- 0		0- 0		0- 0		
<hr/>											
RPI S	Opponent	Score	RPI S	Opponent	Score	RPI S	Opponent	Score	RPI S	Opponent	Score
13 A	Northern Iowa	0 3				52 A	Brigham Young	0 3	151 A	Southeast Mo. St.	3 1
13 H	Northern Iowa	1 3				61 A	Arkansas	0 3	155 H	Oral Roberts	3 1
13 N	Northern Iowa	2 3				73 A	Bradley	3 2	174 A	Southern Ill.	3 1
25 N	Colorado	1 3				73 H	Bradley	3 1	174 H	Southern Ill.	3 2
						73 N	Bradley	3 0	180 A	Indiana St.	3 1
						85 A	Illinois St.	1 3	180 H	Indiana St.	3 1
						85 H	Illinois St.	3 0	187 A	Wichita St.	3 1
						88 A	Creighton	3 2	187 H	Wichita St.	3 0
						88 H	Creighton	3 0	191 N	Iowa	3 1
									193 A	Cal St. Fullerton	3 1
									218 A	Evansville	3 0
									218 H	Evansville	3 0
									241 H	Oklahoma	3 0
									248 H	Middle Tenn.	3 0
									255 N	Manhattan	3 2
									266 A	Drake	3 0
									266 H	Drake	3 0
									267 H	UMKC	3 0
									273 A	IUPUI	3 0
<hr/>											
LAST 10 GAMES											
13 N Northern Iowa 2 3						85 H Illinois St. 3 0					
73 N Bradley 3 0						180 H Indiana St. 3 1					
88 A Creighton 3 2						61 A Arkansas 0 3					
266 A Drake 3 0						248 H Middle Tenn. 3 0					
267 H UMKC 3 0						241 H Oklahoma 3 0					

Non-Div. I Games:

Southwest Mo. St.

Average RPI Win:		136	WON-LOST RECORD		WINNING PCT. RANK		LAST 10 GAMES		STRENGTH OF SCHEDULE		OPP. STRENGTH OF SCHEDULE		TEAM RPI		ADJ RPI		CONF. RPI		ADJ CONF. RPI					
DIV. I ONLY			18- 14		.5625		130		5- 5		37		17		66		.57117		65		2		2	
DIV. I NON-CONF.			9- 3		.75		46		2- 1		60		85		39		.61346		40		3		3	
TOTALS		RPI 1-25		RPI 26-50				W-L RECORDS				RPI 51-100				RPI 101-150				RPI 150+				
18- 14		1- 9		0- 1				OVERALL				5- 4				5- 0				7- 0				
11- 5		1- 3		0- 0				HOME				3- 2				2- 0				5- 0				
6- 8		0- 6		0- 0				AWAY				1- 2				3- 0				2- 0				
1- 1		0- 0		0- 1				NEUTRAL				1- 0				0- 0				0- 0				
9- 3		0- 2		0- 1				NON-CONFERENCE				3- 0				3- 0				3- 0				
6- 0		0- 0		0- 0				HOME				2- 0				1- 0				3- 0				
2- 2		0- 2		0- 0				AWAY				0- 0				2- 0				0- 0				
1- 1		0- 0		0- 1				NEUTRAL				1- 0				0- 0				0- 0				
9- 11		1- 7		0- 0				CONFERENCE				2- 4				2- 0				4- 0				
5- 5		1- 3		0- 0				HOME				1- 2				1- 0				2- 0				
4- 6		0- 4		0- 0				AWAY				1- 2				1- 0				2- 0				
0- 0		0- 0		0- 0				NEUTRAL				0- 0				0- 0				0- 0				
RPI	S	Opponent		Score		RPI	S	Opponent		Score		RPI	S	Opponent		Score		RPI	S	Opponent		Score		
2	A	Nebraska		0	3	26	N	Georgia Tech		0	3	60	N	Rhode Island		3	2	124	A	UTEP		3	1	
2	H	Nebraska		0	3							66	A	Baylor		3	2	124	H	UTEP		3	0	
11	A	Texas A&M		0	3							66	H	Baylor		3	2	135	A	Kansas		3	2	
11	H	Texas A&M		1	3							67	A	Texas		2	3	135	H	Kansas		3	0	
18	A	Utah		0	3							67	H	Texas		2	3	139	A	New Mexico St.		3	1	
18	A	Utah		1	3							70	A	Missouri		1	3	152	H	Ohio		3	1	
20	A	Kansas St.		1	3							70	H	Missouri		0	3	188	H	New Mexico		3	0	
20	H	Kansas St.		3	1							82	H	Lamar		3	1	197	A	Iowa St.		3	0	
25	A	Colorado		0	3							86	H	Stephen F. Austin		3	1	197	H	Iowa St.		3	0	
25	H	Colorado		1	3													198	H	TCU		3	0	
																		241	A	Oklahoma		3	0	
																		241	H	Oklahoma		3	0	
LAST 10 GAMES																								
18	A	Utah		0	3	70	H	Missouri		0	3													
11	A	Texas A&M		0	3	241	H	Oklahoma		3	0													
66	H	Baylor		3	2	139	A	New Mexico St.		3	1													
2	A	Nebraska		0	3	124	A	UTEP		3	1													
197	A	Iowa St.		3	0	67	A	Texas		2	3													

Non-Div. I Games:

Texas Tech

Average RPI Win:	151	WON-LOST	WINNING	LAST 10	STRENGTH OF	OPP. STRENGTH	TEAM	ADJ	CONF.	ADJ CONF.	
Average RPI Loss:	28	RECORD	PCT. RANK	GAMES	SCHEDULE	OF SCHEDULE	RPI	RPI	RPI	RPI	
DIV. I ONLY		18- 12	.6 106	4- 6	51	35	64	.57079 66	2	2	
DIV. I NON-CONF.		9- 1	.9 12	0- 1	77	160	29	.63381 29	3	3	
<hr/>											
TOTALS	RPI 1-25	RPI 26-50		W-L RECORDS	RPI 51-100		RPI 101-150		RPI 150+		
18- 12	0- 9	0- 0		OVERALL	5- 3		5- 0		8- 0		
11- 5	0- 4	0- 0		HOME	3- 1		3- 0		5- 0		
5- 7	0- 5	0- 0		AWAY	1- 2		1- 0		3- 0		
2- 0	0- 0	0- 0		NEUTRAL	1- 0		1- 0		0- 0		
<hr/>											
9- 1	0- 1	0- 0		NON-CONFERENCE	2- 0		3- 0		4- 0		
6- 0	0- 0	0- 0		HOME	1- 0		2- 0		3- 0		
1- 1	0- 1	0- 0		AWAY	0- 0		0- 0		1- 0		
2- 0	0- 0	0- 0		NEUTRAL	1- 0		1- 0		0- 0		
<hr/>											
9- 11	0- 8	0- 0		CONFERENCE	3- 3		2- 0		4- 0		
5- 5	0- 4	0- 0		HOME	2- 1		1- 0		2- 0		
4- 6	0- 4	0- 0		AWAY	1- 2		1- 0		2- 0		
0- 0	0- 0	0- 0		NEUTRAL	0- 0		0- 0		0- 0		
<hr/>											
RPI S	Opponent	Score	RPI S	Opponent	Score	RPI S	Opponent	Score	RPI S	Opponent	Score
2 A	Nebraska	1 3				60 H	Rhode Island	3 0	113 H	Cal Poly	3 1
2 H	Nebraska	0 3				65 A	Texas Tech	2 3	135 A	Kansas	3 2
11 A	Texas A&M	0 3				65 H	Texas Tech	2 3	135 H	Kansas	3 2
11 H	Texas A&M	0 3				67 A	Texas	0 3	143 N	UNLV	3 0
17 A	Colorado St.	1 3				67 H	Texas	3 2	149 H	Texas-Arlington	3 0
20 A	Kansas St.	2 3				70 A	Missouri	3 1	158 A	Tulane	3 1
20 H	Kansas St.	0 3				70 H	Missouri	3 2	197 A	Iowa St.	3 0
25 A	Colorado	2 3				89 N	LSU	3 0	197 H	Iowa St.	3 0
25 H	Colorado	1 3							204 H	North Texas	3 0
									215 H	Southwest Tex. St.	3 0
									226 H	Tex.-Pan American	3 0
									241 A	Oklahoma	3 0
									241 H	Oklahoma	3 0
<hr/>											
LAST 10 GAMES											
17 A	Colorado St.	1 3	241 A	Oklahoma	3 0						
70 H	Missouri	3 2	25 A	Colorado	2 3						
65 A	Texas Tech	2 3	11 H	Texas A&M	0 3						
2 A	Nebraska	1 3	135 H	Kansas	3 2						
20 H	Kansas St.	0 3	67 H	Texas	3 2						

Non-Div. I Games:

Baylor

Average RPI Win: 143		WON-LOST	WINNING	LAST 10	STRENGTH OF	OPP. STRENGTH	TEAM	ADJ	CONF.	ADJ CONF.							
Average RPI Loss: 24		RECORD	PCT. RANK	GAMES	SCHEDULE	OF SCHEDULE	RPI	RPI	RPI	RPI							
DIV. I ONLY		17- 13	.56452	129	3- 7	49	13	67	.56684	67	2	2					
DIV. I NON-CONF.		8- 2	.8	27	0- 0	99	69	45	.6082	45	3	3					
<hr/>																	
TOTALS		RPI 1-25		RPI 26-50		W-L RECORDS		RPI 51-100		RPI 101-150		RPI 150+					
17- 13		1- 10		1- 0		OVERALL		5- 3		2- 0		8- 0					
9- 5		1- 4		0- 0		HOME		2- 1		1- 0		5- 0					
4- 7		0- 5		0- 0		AWAY		1- 2		1- 0		2- 0					
4- 1		0- 1		1- 0		NEUTRAL		2- 0		0- 0		1- 0					
8- 2		0- 2		1- 0		NON-CONFERENCE		2- 0		1- 0		4- 0					
3- 1		0- 1		0- 0		HOME		0- 0		0- 0		3- 0					
1- 0		0- 0		0- 0		AWAY		0- 0		1- 0		0- 0					
4- 1		0- 1		1- 0		NEUTRAL		2- 0		0- 0		1- 0					
9- 11		1- 8		0- 0		CONFERENCE		3- 3		1- 0		4- 0					
6- 4		1- 3		0- 0		HOME		2- 1		1- 0		2- 0					
3- 7		0- 5		0- 0		AWAY		1- 2		0- 0		2- 0					
0- 0		0- 0		0- 0		NEUTRAL		0- 0		0- 0		0- 0					
RPI	S	Opponent		Score		RPI	S	Opponent		Score		RPI	S	Opponent		Score	
1	N	Stanford		0	3	36	N	Florida St.		3	1	52	N	Brigham Young		3	2
2	A	Nebraska		0	3							65	A	Texas Tech		3	2
2	H	Nebraska		0	3							65	H	Texas Tech		3	2
4	H	Florida		0	3							66	A	Baylor		2	3
11	A	Texas A&M		0	3							66	H	Baylor		3	0
11	A	Texas A&M		0	3							70	A	Missouri		2	3
11	H	Texas A&M		1	3							70	H	Missouri		2	3
20	A	Kansas St.		1	3							83	N	Northeastern		3	0
20	H	Kansas St.		1	3												
25	A	Colorado		0	3												
25	H	Colorado		3	0												
<hr/>																	
LAST 10 GAMES																	
70	A	Missouri		2	3	197	H	Iowa St.		3	0						
20	H	Kansas St.		1	3	2	A	Nebraska		0	3						
2	H	Nebraska		0	3	65	A	Texas Tech		3	2						
65	H	Texas Tech		3	2	70	H	Missouri		2	3						
66	A	Baylor		2	3	25	A	Colorado		0	3						

Non-Div. I Games:

Texas

Average RPI Win: 164		WON-LOST	WINNING	LAST 10	STRENGTH OF		OPP. STRENGTH	TEAM	ADJ	CONF.	ADJ CONF.
Average RPI Loss: 57		RECORD	PCT. RANK	GAMES	SCHEDULE		OF SCHEDULE	RPI	RPI	RPI	RPI
DIV. I ONLY		22- 9	.70968	59	6- 4		137	97	70	.56553	68
DIV. I NON-CONF.		11- 3	.78571	34	2- 1		117	133	60	.5875	61
TOTALS		RPI 1-25	RPI 26-50		W-L RECORDS		RPI 51-100		RPI 101-150		RPI 150+
22- 9	0- 3	2- 1		OVERALL		5- 3		3- 2		12- 0	
9- 3	0- 1	1- 0		HOME		1- 1		1- 1		6- 0	
8- 4	0- 1	0- 1		AWAY		2- 2		1- 0		5- 0	
5- 2	0- 1	1- 0		NEUTRAL		2- 0		1- 1		1- 0	
11- 3	0- 1	2- 0		NON-CONFERENCE		1- 0		2- 2		6- 0	
4- 1	0- 0	1- 0		HOME		0- 0		0- 1		3- 0	
3- 1	0- 1	0- 0		AWAY		0- 0		1- 0		2- 0	
4- 1	0- 0	1- 0		NEUTRAL		1- 0		1- 1		1- 0	
11- 6	0- 2	0- 1		CONFERENCE		4- 3		1- 0		6- 0	
5- 2	0- 1	0- 0		HOME		1- 1		1- 0		3- 0	
5- 3	0- 0	0- 1		AWAY		2- 2		0- 0		3- 0	
1- 1	0- 1	0- 0		NEUTRAL		1- 0		0- 0		0- 0	
RPI S	Opponent	Score	RPI S	Opponent	Score	RPI S	Opponent	Score	RPI S	Opponent	Score
4 H	Florida	0 3	27 A	South Carolina	0 3	61 A	Arkansas	0 3	104 N	Liberty	2 3
4 N	Florida	0 3	33 H	South Fla.	3 1	61 H	Arkansas	3 1	108 H	Georgia	3 2
19 A	Xavier	0 3	42 N	Ball St.	3 1	72 A	Tennessee	3 1	112 H	Wake Forest	0 3
						79 N	Fairfield	3 1	130 N	Pittsburgh	3 2
						89 A	LSU	2 3	139 A	New Mexico St.	3 1
						89 H	LSU	0 3	172 H	UAB	3 1
						89 N	LSU	3 2	209 A	Mississippi	3 2
						100 A	Kentucky	3 0	209 H	Mississippi	3 0
									217 A	Southern Miss.	3 1
									221 A	Mississippi St.	3 0
									221 H	Mississippi St.	3 1
									227 H	Mercer	3 0
									229 A	Samford	3 0
									245 H	Arkansas St.	3 0
									259 N	Nicholls St.	3 0
									268 A	Auburn	3 0
									268 H	Auburn	3 0
			LAST 10 GAMES								
			245 H	Arkansas St.	3 0	89 H	LSU	0 3			
			112 H	Wake Forest	0 3	209 A	Mississippi	3 2			
			4 N	Florida	0 3	221 A	Mississippi St.	3 0			
			89 N	LSU	3 2	229 A	Samford	3 0			
			61 H	Arkansas	3 1	27 A	South Carolina	0 3			

Non-Div. I Games:

Alabama

Average RPI Win:		152	WON-LOST RECORD		WINNING PCT. RANK		LAST 10 GAMES		STRENGTH OF SCHEDULE		OPP. STRENGTH OF SCHEDULE		TEAM RPI		ADJ RPI		CONF. RPI		ADJ CONF. RPI	
DIV. I ONLY			16- 7		.69565 65		7- 3		115		101		68		.56384 69		17		17	
DIV. I NON-CONF.			6- 2		.75 46		0- 1		114		58		57		.59102 56		18		18	
TOTALS		RPI 1-25		RPI 26-50		W-L RECORDS		RPI 51-100		RPI 101-150		RPI 150+								
16- 7		0- 1		2- 0		OVERALL		2- 5		4- 1		8- 0								
10- 1		0- 0		1- 0		HOME		1- 1		3- 0		5- 0								
4- 5		0- 1		0- 0		AWAY		0- 3		1- 1		3- 0								
2- 1		0- 0		1- 0		NEUTRAL		1- 1		0- 0		0- 0								
6- 2		0- 1		2- 0		NON-CONFERENCE		1- 1		1- 0		2- 0								
4- 0		0- 0		1- 0		HOME		0- 0		1- 0		2- 0								
0- 2		0- 1		0- 0		AWAY		0- 1		0- 0		0- 0								
2- 0		0- 0		1- 0		NEUTRAL		1- 0		0- 0		0- 0								
10- 5		0- 0		0- 0		CONFERENCE		1- 4		3- 1		6- 0								
6- 1		0- 0		0- 0		HOME		1- 1		2- 0		3- 0								
4- 3		0- 0		0- 0		AWAY		0- 2		1- 1		3- 0								
0- 1		0- 0		0- 0		NEUTRAL		0- 1		0- 0		0- 0								
RPI	S	Opponent		Score		RPI	S	Opponent		Score		RPI	S	Opponent		Score				
10	A	Pepperdine		0 3		36	N	Florida St.		3 2		57	A	Eastern Wash.		0 3				
						46	H	Oregon St.		3 2		57	H	Eastern Wash.		3 2				
												57	N	Eastern Wash.		2 3				
												58	A	Sacramento St.		2 3				
												58	H	Sacramento St.		0 3				
												71	N	Fresno St.		3 1				
												93	A	Arizona St.		2 3				
														101 H Radford		3 0				
														105 A Montana St.		3 2				
														105 H Montana St.		3 2				
														148 A Weber St.		2 3				
														148 H Weber St.		3 2				
														188 H New Mexico		3 0				
														190 A Idaho St.		3 1				
														190 H Idaho St.		3 0				
														206 H UC Irvine		3 1				
														219 A Montana		3 0				
														219 H Montana		3 1				
														272 A Portland St.		3 0				
														272 H Portland St.		3 0				
LAST 10 GAMES																				

Non-Div. I Games:

Northern Ariz.

[illegible]

Non-Div. I Games:

Missouri

Average RPI Win:	168	WON-LOST RECORD	WINNING PCT. RANK	LAST 10 GAMES	STRENGTH OF SCHEDULE	OPP. STRENGTH OF SCHEDULE	TEAM RPI	ADJ RPI	CONF. RPI	ADJ CONF. RPI		
DIV. I ONLY		14- 10	.58333	120	4- 6	54	71	72	.56173	71	10	10
DIV. I NON-CONF.		6- 3	.66667	86	1- 0	72	13	31	.62501	32	6	6
<hr/>												
TOTALS	RPI 1-25	RPI 26-50		W-L RECORDS		RPI 51-100		RPI 101-150		RPI 150+		
14- 10	0- 4	0- 3		OVERALL		3- 3		3- 0		8- 0		
10- 2	0- 1	0- 1		HOME		2- 0		2- 0		6- 0		
3- 5	0- 2	0- 1		AWAY		0- 2		1- 0		2- 0		
1- 3	0- 1	0- 1		NEUTRAL		1- 1		0- 0		0- 0		
<hr/>												
6- 3	0- 1	0- 1		NON-CONFERENCE		1- 1		1- 0		4- 0		
6- 0	0- 0	0- 0		HOME		1- 0		1- 0		4- 0		
0- 1	0- 1	0- 0		AWAY		0- 0		0- 0		0- 0		
0- 2	0- 0	0- 1		NEUTRAL		0- 1		0- 0		0- 0		
<hr/>												
8- 7	0- 3	0- 2		CONFERENCE		2- 2		2- 0		4- 0		
4- 2	0- 1	0- 1		HOME		1- 0		1- 0		2- 0		
3- 4	0- 1	0- 1		AWAY		0- 2		1- 0		2- 0		
1- 1	0- 1	0- 0		NEUTRAL		1- 0		0- 0		0- 0		
<hr/>												
RPI S	Opponent	Score	RPI S	Opponent	Score	RPI S	Opponent	Score	RPI S	Opponent	Score	
9 A	Hawaii	0 3	36 N	Florida St.	2 3	55 A	Nevada	1 3	124 H	UTEP	3 1	
9 H	Hawaii	0 3	37 A	San Jose St.	1 3	55 H	Nevada	3 1	132 A	Southern Methodist	3 0	
9 N	Hawaii	0 3	37 H	San Jose St.	2 3	58 H	Sacramento St.	3 2	141 H	Cal St. Northridge	3 0	
10 A	Pepperdine	0 3				69 N	Northern Ariz.	1 3	167 H	Ark.-Little Rock	3 1	
						74 A	Rice	0 3	188 H	San Francisco	3 1	
						74 N	Rice	3 2	192 H	Tulsa	3 0	
									199 H	Morgan St.	3 0	
									243 A	Louisiana Tech	3 0	
									253 A	Boise St.	3 0	
									253 H	Boise St.	3 0	
									267 H	UMKC	3 1	
<hr/>												
LAST 10 GAMES												
9 N Hawaii						0	3	37 H	San Jose St.	2	3	
74 N Rice						3	2	141 H	Cal St. Northridge	3	0	
9 A Hawaii						0	3	9 H	Hawaii	0	3	
37 A San Jose St.						1	3	55 A	Nevada	1	3	
253 A Boise St.						3	0	55 H	Nevada	3	1	

Non-Div. I Games:

Fresno St.

Average RPI Win:		151	WON-LOST RECORD		WINNING PCT. RANK		LAST 10 GAMES		STRENGTH OF SCHEDULE		OPP. STRENGTH OF SCHEDULE		TEAM RPI		ADJ RPI		CONF. RPI		ADJ CONF. RPI	
DIV. I ONLY			16- 11		.59259 111		6- 4		81		59		76		.55994 72		7		7	
DIV. I NON-CONF.			9- 3		.75 46		2- 0		131		118		67		.57624 66		9		9	
TOTALS		RPI 1-25		RPI 26-50		W-L RECORDS		RPI 51-100		RPI 101-150		RPI 150+								
16- 11		0- 3		1- 3		OVERALL		4- 4		4- 1		7- 0								
5- 6		0- 1		1- 1		HOME		2- 3		0- 1		2- 0								
9- 4		0- 2		0- 2		AWAY		1- 0		3- 0		5- 0								
2- 1		0- 0		0- 0		NEUTRAL		1- 1		1- 0		0- 0								
9- 3		0- 1		0- 1		NON-CONFERENCE		2- 1		3- 0		4- 0								
2- 0		0- 0		0- 0		HOME		1- 0		0- 0		1- 0								
5- 2		0- 1		0- 1		AWAY		0- 0		2- 0		3- 0								
2- 1		0- 0		0- 0		NEUTRAL		1- 1		1- 0		0- 0								
7- 8		0- 2		1- 2		CONFERENCE		2- 3		1- 1		3- 0								
3- 6		0- 1		1- 1		HOME		1- 3		0- 1		1- 0								
4- 2		0- 1		0- 1		AWAY		1- 0		1- 0		2- 0								
0- 0		0- 0		0- 0		NEUTRAL		0- 0		0- 0		0- 0								
RPI	S	Opponent		Score		RPI	S	Opponent		Score		RPI	S	Opponent		Score				
4	A	Florida		0 3		27	A	South Carolina		1 3		61	H	Arkansas		2 3				
4	H	Florida		0 3		27	H	South Carolina		2 3		68	H	Alabama		1 3				
15	A	Louisville		2 3		27	H	South Carolina		3 0		74	N	Rice		3 0				
						37	A	San Jose St.		1 3		80	N	Bowling Green		2 3				
												84	H	Marquette		3 2				
												89	H	LSU		1 3				
												100	A	Kentucky		3 1				
												100	H	Kentucky		3 0				
													</							

Non-Div. I Games:

Tennessee

Average RPI Win:	180	WON-LOST RECORD	WINNING PCT. RANK	LAST 10 GAMES		STRENGTH OF SCHEDULE	OPP. STRENGTH OF SCHEDULE	TEAM RPI	ADJ RPI	CONF. RPI	ADJ CONF. RPI		
DIV. I ONLY		24- 8	.75 37	9- 1		182	152	73	.55669	73	16	16	
DIV. I NON-CONF.		9- 3	.75 46	1- 0		224	178	125	.52203	129	16	15	
<hr/>													
TOTALS	RPI 1-25	RPI 26-50		W-L RECORDS		RPI 51-100		RPI 101-150		RPI 150+			
24- 8	2- 2	0- 1		OVERALL		3- 4		1- 0		18- 1			
12- 2	1- 0	0- 0		HOME		2- 1		1- 0		8- 1			
9- 4	1- 1	0- 1		AWAY		1- 2		0- 0		7- 0			
3- 2	0- 1	0- 0		NEUTRAL		0- 1		0- 0		3- 0			
9- 3	1- 1	0- 1		NON-CONFERENCE		0- 0		1- 0		7- 1			
4- 1	0- 0	0- 0		HOME		0- 0		1- 0		3- 1			
3- 1	1- 0	0- 1		AWAY		0- 0		0- 0		2- 0			
2- 1	0- 1	0- 0		NEUTRAL		0- 0		0- 0		2- 0			
15- 5	1- 1	0- 0		CONFERENCE		3- 4		0- 0		11- 0			
8- 1	1- 0	0- 0		HOME		2- 1		0- 0		5- 0			
6- 3	0- 1	0- 0		AWAY		1- 2		0- 0		5- 0			
1- 1	0- 0	0- 0		NEUTRAL		0- 1		0- 0		1- 0			
<hr/>													
RPI S Opponent	Score		RPI S Opponent	Score		RPI S Opponent	Score		RPI S Opponent	Score			
13 A Northern Iowa	1 3		34 A Washington St.	0 3		64 A Southwest Mo. St.	1 3		142 H Ill.-Chicago	3 0			
13 H Northern Iowa	3 2					64 H Southwest Mo. St.	2 3		155 H Oral Roberts	2 3			
16 N Pacific (Cal.)	2 3					64 N Southwest Mo. St.	0 3		174 A Southern Ill.	3 0			
24 A DePaul	3 1					85 A Illinois St.	3 2		174 H Southern Ill.	3 0			
						85 H Illinois St.	3 1		179 H Austin Peay	3 0			
						88 A Creighton	1 3		180 A Indiana St.	3 2			
						88 H Creighton	3 1		180 H Indiana St.	3 2			
									180 N Indiana St.	3 2			
									181 N Gonzaga	3 1			
									187 A Wichita St.	3 0			
									187 H Wichita St.	3 0			
									191 A Iowa	3 0			
									218 A Evansville	3 1			
									218 H Evansville	3 0			
									248 H Middle Tenn.	3 0			
									253 N Boise St.	3 0			
									266 A Drake	3 0			
									266 H Drake	3 0			
									301 A Western Ill.	3 0			
									301 H Western Ill.	3 0			
<hr/>													
LAST 10 GAMES													
64 N Southwest Mo. St.						0 3	266 H Drake						3 0
180 N Indiana St.						3 2	85 H Illinois St.						3 1
218 A Evansville						3 1	180 A Indiana St.						3 2
174 A Southern Ill.						3 0	85 A Illinois St.						3 2
88 H Creighton						3 1	301 A Western Ill.						3 0

Non-Div. I Games:

Bradley

Average RPI Win:		166	WON-LOST RECORD		WINNING PCT. RANK		LAST 10 GAMES		STRENGTH OF SCHEDULE		OPP. STRENGTH OF SCHEDULE		TEAM RPI		ADJ RPI		CONF. RPI		ADJ CONF. RPI				
DIV. I ONLY			17- 9		.65385 86		8- 2		123		82		81		.5564 74		10		10				
DIV. I NON-CONF.			7- 5		.58333 124		2- 1		93		17		64		.58322 64		6		6				
TOTALS		RPI 1-25		RPI 26-50		W-L RECORDS		RPI 51-100		RPI 101-150		RPI 150+											
17- 9		0- 2		0- 3		OVERALL		3- 4		6- 0		8- 0											
9- 4		0- 2		0- 2		HOME		3- 0		2- 0		4- 0											
7- 2		0- 0		0- 0		AWAY		0- 2		3- 0		4- 0											
1- 3		0- 0		0- 1		NEUTRAL		0- 2		1- 0		0- 0											
7- 5		0- 1		0- 2		NON-CONFERENCE		2- 2		2- 0		3- 0											
4- 2		0- 1		0- 1		HOME		2- 0		0- 0		2- 0											
2- 1		0- 0		0- 0		AWAY		0- 1		1- 0		1- 0											
1- 2		0- 0		0- 1		NEUTRAL		0- 1		1- 0		0- 0											
10- 4		0- 1		0- 1		CONFERENCE		1- 2		4- 0		5- 0											
5- 2		0- 1		0- 1		HOME		1- 0		2- 0		2- 0											
5- 1		0- 0		0- 0		AWAY		0- 1		2- 0		3- 0											
0- 1		0- 0		0- 0		NEUTRAL		0- 1		0- 0		0- 0											
RPI	S	Opponent		Score		RPI	S	Opponent		Score		RPI	S	Opponent		Score							
9	H	Hawaii		0 3		34	N	Washington St.		0 3		55	A	Nevada		1 3		124	A	UTEP	3 2		
11	H	Texas A&M		0 3		37	H	San Jose St.		1 3		61	H	Arkansas		3 2		124	H	UTEP	3 0		
						50	H	Houston		2 3		71	H	Fresno St.		3 0		132	A	Southern Methodist	3 1		
												71	N	Fresno St.		2 3		132	H	Southern Methodist	3 2		
												72	N	Tennessee		0 3		143	A	UNLV	3 0		
												86	H	Stephen F. Austin		3 0		145	N	Fla. Atlantic	3 0		
												89	A	LSU		0 3		192	A	Tulsa	3 0		
																		192	H	Tulsa	3 0		
																		215	A	Southwest Tex. St.	3 1		
																		229	H	Samford	3 2		
																		242	H	Sam Houston St.	3 1		
																		243	A	Louisiana Tech	3 0		
																		243	H	Louisiana Tech	3 0		
																		253	A	Boise St.	3 0		
						LAST 10 GAMES																	
						143 A UNLV 3 0						192 H Tulsa 3 0											
						34 N Washington St. 0 3						243 H Louisiana Tech 3 0											
						71 N Fresno St. 2 3						61 H Arkansas 3 2											
						124 A UTEP 3 2						192 A Tulsa 3 0											
						132 H Southern Methodist 3 2						243 A Louisiana Tech 3 0											

Non-Div. I Games:

Rice

Average RPI Win: 180		WON-LOST RECORD		WINNING PCT. RANK		LAST 10 GAMES		STRENGTH OF SCHEDULE		OPP. STRENGTH OF SCHEDULE		TEAM RPI		ADJ RPI		CONF. RPI		ADJ CONF. RPI	
DIV. I ONLY		23- 8		.74194 41		8- 2		138		176		71		.55583 75		20		20	
DIV. I NON-CONF.		11- 3		.78571 34		2- 1		112		211		65		.57543 67		19		19	
TOTALS		RPI 1-25		RPI 26-50		W-L RECORDS		RPI 51-100		RPI 101-150		RPI 150+							
23- 8		0- 1		0- 0		OVERALL		4- 3		5- 1		14- 3							
10- 2		0- 0		0- 0		HOME		1- 1		3- 1		6- 0							
6- 5		0- 1		0- 0		AWAY		1- 2		1- 0		4- 2							
7- 1		0- 0		0- 0		NEUTRAL		2- 0		1- 0		4- 1							
11- 3		0- 1		0- 0		NON-CONFERENCE		3- 1		4- 0		4- 1							
5- 0		0- 0		0- 0		HOME		1- 0		3- 0		1- 0							
2- 2		0- 1		0- 0		AWAY		1- 1		1- 0		0- 0							
4- 1		0- 0		0- 0		NEUTRAL		1- 0		0- 0		3- 1							
12- 5		0- 0		0- 0		CONFERENCE		1- 2		1- 1		10- 2							
5- 2		0- 0		0- 0		HOME		0- 1		0- 1		5- 0							
4- 3		0- 0		0- 0		AWAY		0- 1		0- 0		4- 2							
3- 0		0- 0		0- 0		NEUTRAL		1- 0		1- 0		1- 0							
RPI S	Opponent	Score		RPI S	Opponent	Score		RPI S	Opponent	Score		RPI S	Opponent	Score					
4 A	Florida	0 3						53 A	Col. of Charleston	0 3		126 H	St. John's (N.Y.)	3 2					
								90 A	Western Ky.	1 3		130 H	Pittsburgh	3 0					
								90 H	Western Ky.	1 3		139 H	New Mexico St.	2 3					
								90 N	Western Ky.	3 1		139 N	New Mexico St.	3 2					
								92 H	Miami (Fla.)	3 2		145 A	Fla. Atlantic	3 1					
								94 A	UCF	3 1		145 H	Fla. Atlantic	3 1					
								94 N	UCF	3 0		167 A	Ark.-Little Rock	3 0					
												167 H	Ark.-Little Rock	3 1					
												184 H	La.-Lafayette	3 1					
												186 A	Denver	1 3					
												192 N	Tulsa	3 2					
												204 H	North Texas	3 2					
												204 N	North Texas	3 2					
												214 H	Jacksonville	3 1					
												216 A	New Orleans	3 2					
												245 A	Arkansas St.	2 3					
												245 H	Arkansas St.	3 1					
												248 A	Middle Tenn.	3 1					
												248 H	Middle Tenn.	3 2					
												260 N	Air Force	3 0					
												262 N	Stetson	2 3					
												264 A	South Ala.	3 1					
												265 N	Appalachian St.	3 1					
LAST 10 GAMES																			
4 A	Florida	0 3		248 A	Middle Tenn.	3 1		264 A	South Ala.	3 1		265 N	Appalachian St.	3 1					
94 N	UCF	3 0		90 A	Western Ky.	1 3													
90 N	Western Ky.	3 1		145 A	Fla. Atlantic	3 1													
139 N	New Mexico St.	3 2		167 H	Ark.-Little Rock	3 1													
204 N	North Texas	3 2		245 H	Arkansas St.	3 1													

Non-Div. I Games: Palm Beach Atl. 3 0

Florida Int'l

[illegible]

Non-Div. I Games:

Florida A&M

Average RPI Win:	210	WON-LOST	WINNING	LAST 10	STRENGTH OF	OPP. STRENGTH	TEAM	ADJ	CONF.	ADJ CONF.	
Average RPI Loss:	63	RECORD	PCT. RANK	GAMES	SCHEDULE	OF SCHEDULE	RPI	RPI	RPI	RPI	
DIV. I ONLY	22- 6	.78571	26	9- 1	197	205	75	.55458	77	27	27
DIV. I NON-CONF.	12- 5	.70588	68	1- 0	126	150	79	.56054	81	27	27
<hr/>											
TOTALS	RPI 1-25	RPI 26-50		W-L RECORDS		RPI 51-100		RPI 101-150		RPI 150+	
22- 6	0- 0	0- 2		OVERALL		2- 4		2- 0		18- 0	
7- 2	0- 0	0- 1		HOME		1- 1		0- 0		6- 0	
7- 2	0- 0	0- 1		AWAY		0- 1		1- 0		6- 0	
8- 2	0- 0	0- 0		NEUTRAL		1- 2		1- 0		6- 0	
<hr/>											
12- 5	0- 0	0- 2		NON-CONFERENCE		1- 3		2- 0		9- 0	
2- 2	0- 0	0- 1		HOME		0- 1		0- 0		2- 0	
3- 2	0- 0	0- 1		AWAY		0- 1		1- 0		2- 0	
7- 1	0- 0	0- 0		NEUTRAL		1- 1		1- 0		5- 0	
<hr/>											
10- 1	0- 0	0- 0		CONFERENCE		1- 1		0- 0		9- 0	
5- 0	0- 0	0- 0		HOME		1- 0		0- 0		4- 0	
4- 0	0- 0	0- 0		AWAY		0- 0		0- 0		4- 0	
1- 1	0- 0	0- 0		NEUTRAL		0- 1		0- 0		1- 0	
<hr/>											
RPI S	Opponent	Score	RPI S	Opponent	Score	RPI S	Opponent	Score	RPI S	Opponent	Score
			35 H	Rutgers	1 3	54 A	Temple	0 3	127 N	Maine	3 1
			47 A	Connecticut	1 3	63 N	Brown	2 3	131 A	Seton Hall	3 0
						79 H	Fairfield	3 0	171 A	Delaware	3 2
						79 N	Fairfield	1 3	171 N	Delaware	3 1
						83 N	Northeastern	3 1	175 N	Yale	3 0
						97 H	Hofstra	2 3	182 N	Villanova	3 2
									183 N	UMBC	3 1
									208 A	Siena	3 0
									213 N	Tex. A&M-Corp. Chris	3 0
									220 H	La Salle	3 0
									233 H	Fairleigh Dickinson	3 0
									255 H	Manhattan	3 0
									255 N	Manhattan	3 1
									258 H	Iona	3 0
									261 A	Loyola (Md.)	3 0
									263 H	Niagara	3 0
									279 A	Rider	3 0
									284 A	Wagner	3 0
									294 H	Canisius	3 0
									300 A	Marist	3 0
			LAST 10 GAMES								
			79 N	Fairfield	1 3	263 H	Niagara	3 0			
			255 N	Manhattan	3 1	284 A	Wagner	3 0			
			208 A	Siena	3 0	261 A	Loyola (Md.)	3 0			
			300 A	Marist	3 0	279 A	Rider	3 0			
			294 H	Canisius	3 0	255 H	Manhattan	3 0			

Non-Div. I Games:

St. Peter's

Average RPI Win: 192		WON-LOST	WINNING	LAST 10	STRENGTH OF		OPP. STRENGTH	TEAM	ADJ	CONF.	ADJ CONF.
Average RPI Loss: 115		RECORD	PCT. RANK	GAMES	SCHEDULE		OF SCHEDULE	RPI	RPI	RPI	RPI
DIV. I ONLY		19-6	.76	34	1-0		174	200	77	.55429	78
DIV. I NON-CONF.		3-0	1	1	0-0		149	249	43	.61167	42
TOTALS		RPI 1-25	RPI 26-50		W-L RECORDS		RPI 51-100		RPI 101-150		RPI 150+
19-6	0-0	0-0		OVERALL		1-1		7-4		11-1	
10-1	0-0	0-0		HOME		1-0		3-1		6-0	
7-4	0-0	0-0		AWAY		0-1		2-3		5-0	
2-1	0-0	0-0		NEUTRAL		0-0		2-0		0-1	
3-0	0-0	0-0		NON-CONFERENCE		0-0		2-0		1-0	
1-0	0-0	0-0		HOME		0-0		0-0		1-0	
1-0	0-0	0-0		AWAY		0-0		1-0		0-0	
1-0	0-0	0-0		NEUTRAL		0-0		1-0		0-0	
16-6	0-0	0-0		CONFERENCE		1-1		5-4		10-1	
9-1	0-0	0-0		HOME		1-0		3-1		5-0	
6-4	0-0	0-0		AWAY		0-1		1-3		5-0	
1-1	0-0	0-0		NEUTRAL		0-0		1-0		0-1	
RPI S	Opponent	Score	RPI S	Opponent	Score	RPI S	Opponent	Score	RPI S	Opponent	Score
						53 A	Col. of Charleston	1 3	109 A	Ga. Southern	0 3
						53 H	Col. of Charleston	3 1	109 H	Ga. Southern	0 3
									109 N	Ga. Southern	3 2
									117 A	Western Caro.	2 3
									117 H	Western Caro.	3 1
									129 N	Georgia St.	3 2
									132 A	Winthrop	3 1
									146 A	Davidson	2 3
									146 H	Davidson	3 0
									150 A	Furman	3 0
									150 H	Furman	3 2
									154 A	Chattanooga	3 1
									154 H	Chattanooga	3 1
									154 N	Chattanooga	2 3
									194 A	Wofford	3 1
									194 H	Wofford	3 1
									265 A	Appalachian St.	3 1
									265 H	Appalachian St.	3 0
									282 A	UNC Greensboro	3 1
									282 H	UNC Greensboro	3 0
									285 A	Citadel	3 0
									285 H	Citadel	3 0
									299 H	Lipscomb	3 0
			LAST 10 GAMES								
			109 N	Ga. Southern	3 2	53 A	Col. of Charleston	1 3			
			154 N	Chattanooga	2 3	285 A	Citadel	3 0			
			282 A	UNC Greensboro	3 1	194 H	Wofford	3 1			
			146 A	Davidson	2 3	150 H	Furman	3 2			
			265 A	Appalachian St.	3 1	109 A	Ga. Southern	0 3			

Non-Div. I Games: Gardner-Webb 3 0

East Tenn. St.

Average RPI Win:	200	WON-LOST	WINNING	LAST 10	STRENGTH OF	OPP. STRENGTH	TEAM	ADJ	CONF.	ADJ CONF.	
Average RPI Loss:	61	RECORD	PCT. RANK	GAMES	SCHEDULE	OF SCHEDULE	RPI	RPI	RPI	RPI	
DIV. I ONLY	19- 13	.59375	109	6- 4	35	195	78	.55406	79	27	27
DIV. I NON-CONF.	9- 12	.42857	199	1- 4	32	123	93	.54611	93	27	27
<hr/>											
TOTALS	RPI 1-25	RPI 26-50		W-L RECORDS		RPI 51-100		RPI 101-150		RPI 150+	
19- 13	0- 3	0- 5		OVERALL		4- 2		1- 2		14- 1	
7- 3	0- 0	0- 2		HOME		1- 0		0- 1		6- 0	
8- 7	0- 2	0- 3		AWAY		1- 1		1- 0		6- 1	
4- 3	0- 1	0- 0		NEUTRAL		2- 1		0- 1		2- 0	
9- 12	0- 3	0- 5		NON-CONFERENCE		3- 1		1- 2		5- 1	
3- 3	0- 0	0- 2		HOME		1- 0		0- 1		2- 0	
3- 6	0- 2	0- 3		AWAY		1- 0		1- 0		1- 1	
3- 3	0- 1	0- 0		NEUTRAL		1- 1		0- 1		2- 0	
10- 1	0- 0	0- 0		CONFERENCE		1- 1		0- 0		9- 0	
4- 0	0- 0	0- 0		HOME		0- 0		0- 0		4- 0	
5- 1	0- 0	0- 0		AWAY		0- 1		0- 0		5- 0	
1- 0	0- 0	0- 0		NEUTRAL		1- 0		0- 0		0- 0	
RPI S	Opponent	Score		RPI S	Opponent	Score		RPI S	Opponent	Score	
16 A	Pacific (Cal.)	1	3	29 A	Penn St.	0	3	63 A	Brown	3	1
18 N	Utah	2	3	35 A	Rutgers	1	3	68 N	Alabama	1	3
19 A	Xavier	0	3	39 H	Dayton	1	3	77 A	St. Peter's	0	3
				47 A	Connecticut	0	3	77 N	St. Peter's	3	1
				47 H	Connecticut	2	3	83 N	Northeastern	3	2
								97 H	Hofstra	3	1

Non-Div. I Games:

Fairfield

Average RPI Win:		162	WON-LOST RECORD		WINNING PCT. RANK		LAST 10 GAMES		STRENGTH OF SCHEDULE		OPP. STRENGTH OF SCHEDULE		TEAM RPI		ADJ RPI		CONF. RPI		ADJ CONF. RPI			
DIV. I ONLY			20- 8		.71429		55		8- 2		168		115		80		.55364		80			
DIV. I NON-CONF.			7- 1		.875		19		1- 0		204		148		68		.57219		69			
TOTALS			RPI 1-25		RPI 26-50				W-L RECORDS				RPI 51-100				RPI 101-150				RPI 150+	
20- 8			0- 1		0- 3				OVERALL				3- 1				6- 3				11- 0	
9- 2			0- 0		0- 0				HOME				2- 1				2- 1				5- 0	
7- 5			0- 1		0- 2				AWAY				0- 0				2- 2				5- 0	
4- 1			0- 0		0- 1				NEUTRAL				1- 0				2- 0				1- 0	
7- 1			0- 0		0- 1				NON-CONFERENCE				1- 0				2- 0				4- 0	
1- 0			0- 0		0- 0				HOME				0- 0				0- 0				1- 0	
2- 1			0- 0		0- 1				AWAY				0- 0				0- 0				2- 0	
4- 0			0- 0		0- 0				NEUTRAL				1- 0				2- 0				1- 0	
13- 7			0- 1		0- 2				CONFERENCE				2- 1				4- 3				7- 0	
8- 2			0- 0		0- 0				HOME				2- 1				2- 1				4- 0	
5- 4			0- 1		0- 1				AWAY				0- 0				2- 2				3- 0	
0- 1			0- 0		0- 1				NEUTRAL				0- 0				0- 0				0- 0	
RPI	S	Opponent	Score		RPI	S	Opponent	Score		RPI	S	Opponent	Score		RPI	S	Opponent	Score				
22	A	Northern Ill.	0	3	30	A	Michigan St.	0	3	72	N	Tennessee	3	2	103	A	Akron	0	3			
					42	A	Ball St.	1	3	95	H	Western Mich.	3	2	103	H	Akron	3	1			
					42	N	Ball St.	2	3	95	H	Western Mich.	3	0	106	A	Toledo	2	3			
										98	H	Miami (Ohio)	1	3	106	H	Toledo	0	3			
															111	A	Eastern Mich.	3	2			
															115	A	Kent St.	3	2			
															115	H	Kent St.	3	2			
															125	N	Maryland	3	2			
															132	N	Winthrop	3	0			
															152	A	Ohio	3	1			
															152	H	Ohio	3	0			
															160	N	Idaho	3	0			
															168	A	Indiana	3	2			
															201	H	Cleveland St.	3	0			
															205	A	Marshall	3	0			
															205	H	Marshall	3	0			
															230	H	Central Mich.	3	1			
															256	A	Buffalo	3	2			
															256	H	Buffalo	3	0			
															293	A	Oakland	3	0			
					LAST 10 GAMES																	
					42	N	Ball St.	2	3	152	A	Ohio	3	1								
					95	H	Western Mich.	3	2	205	A	Marshall	3	0								
					106	H	Toledo	0	3	103	H	Akron	3	1								
					115	A	Kent St.	3	2	230	H	Central Mich.	3	1								
					201	H	Cleveland St.	3	0	152	H	Ohio	3	0								

Non-Div. I Games: IPFW 3 0

Bowling Green

Average RPI Win:		158	WON-LOST RECORD		WINNING PCT. RANK		LAST 10 GAMES		STRENGTH OF SCHEDULE		OPP. STRENGTH OF SCHEDULE		TEAM RPI		ADJ RPI		CONF. RPI		ADJ CONF. RPI			
Average RPI Loss:		50																				
DIV. I ONLY			16- 13		.55172 137		4- 6		78		58		87		.55357 81		9		9			
DIV. I NON-CONF.			7- 7		.5 149		1- 3		35		90		76		.57139 71		8		8			
TOTALS		RPI 1-25		RPI 26-50		W-L RECORDS		RPI 51-100		RPI 101-150		RPI 150+										
16- 13		1- 6		2- 2		OVERALL		0- 2		4- 3		9- 0										
9- 3		1- 2		2- 0		HOME		0- 1		3- 0		3- 0										
5- 7		0- 4		0- 1		AWAY		0- 1		1- 1		4- 0										
2- 3		0- 0		0- 1		NEUTRAL		0- 0		0- 2		2- 0										
7- 7		0- 3		2- 2		NON-CONFERENCE		0- 0		2- 2		3- 0										
4- 1		0- 1		2- 0		HOME		0- 0		2- 0		0- 0										
1- 4		0- 2		0- 1		AWAY		0- 0		0- 1		1- 0										
2- 2		0- 0		0- 1		NEUTRAL		0- 0		0- 1		2- 0										
9- 6		1- 3		0- 0		CONFERENCE		0- 2		2- 1		6- 0										
5- 2		1- 1		0- 0		HOME		0- 1		1- 0		3- 0										
4- 3		0- 2		0- 0		AWAY		0- 1		1- 0		3- 0										
0- 1		0- 0		0- 0		NEUTRAL		0- 0		0- 1		0- 0										
RPI	S	Opponent		Score		RPI	S	Opponent		Score		RPI	S	Opponent		Score						
6	A	Long Beach St.		0	3	41	N	UC Santa Barb.		0	3	52	A	Brigham Young		1	3	104	H	Liberty	3	0
9	H	Hawaii		1	3	44	H	Loyola (Ill.)		3	0	52	H	Brigham Young		0	3	110	A	Loyola Marymount	0	3
10	A	Pepperdine		0	3	49	A	San Diego		0	3							131	H	Seton Hall	3	0
17	A	Colorado St.		0	3	49	H	San Diego		3	1							132	N	Southern Methodist	1	3
17	H	Colorado St.		0	3													143	A	UNLV	3	2
18	A	Utah		0	3													143	H	UNLV	3	1
18	H	Utah		3	2													143	N	UNLV	2	3
																		158	A	Tulane	3	0
																		176	A	Wyoming	3	1
																		176	H	Wyoming	3	1
																		186	N	Denver	3	1
																		188	A	New Mexico	3	0
																		188	H	New Mexico	3	1
																		260	A	Air Force	3	0
																		260	H	Air Force	3	0
																		302	N	La.-Monroe	3	0
LAST 10 GAMES																						
6	A	Long Beach St.		0	3	18	H	Utah		3	2											
186	N	Denver		3	1	143	A	UNLV		3	2											
41	N	UC Santa Barb.		0	3	49	A	San Diego		0	3											
143	N	UNLV		2	3	17	A	Colorado St.		0	3											
52	H	Brigham Young		0	3	176	A	Wyoming		3	1											

Non-Div. I Games:

San Diego St.

Average RPI Win: Average RPI Loss:	209 130	WON-LOST RECORD	WINNING PCT. RANK	LAST 10 GAMES	STRENGTH OF SCHEDULE	OPP. STRENGTH OF SCHEDULE	TEAM RPI	ADJ RPI	CONF. RPI	ADJ CONF. RPI		
DIV. I ONLY		26- 5	.83871	16	8- 2	229	220	79	.55105	82	21	23
DIV. I NON-CONF.		8- 2	.8	27	1- 0	221	194	109	.53686	110	25	24
<hr/>												
TOTALS	RPI 1-25	RPI 26-50		W-L RECORDS		RPI 51-100		RPI 101-150		RPI 150+		
26- 5	0- 0	0- 0		OVERALL		2- 1		1- 3		23- 1		
15- 1	0- 0	0- 0		HOME		1- 0		1- 1		13- 0		
9- 3	0- 0	0- 0		AWAY		1- 1		0- 1		8- 1		
2- 1	0- 0	0- 0		NEUTRAL		0- 0		0- 1		2- 0		
<hr/>												
8- 2	0- 0	0- 0		NON-CONFERENCE		0- 1		0- 1		8- 0		
5- 0	0- 0	0- 0		HOME		0- 0		0- 0		5- 0		
1- 1	0- 0	0- 0		AWAY		0- 1		0- 0		1- 0		
2- 1	0- 0	0- 0		NEUTRAL		0- 0		0- 1		2- 0		
<hr/>												
18- 3	0- 0	0- 0		CONFERENCE		2- 0		1- 2		15- 1		
10- 1	0- 0	0- 0		HOME		1- 0		1- 1		8- 0		
8- 2	0- 0	0- 0		AWAY		1- 0		0- 1		7- 1		
0- 0	0- 0	0- 0		NEUTRAL		0- 0		0- 0		0- 0		
<hr/>												
RPI S	Opponent	Score	RPI S	Opponent	Score	RPI S	Opponent	Score	RPI S	Opponent	Score	
						65 A	Texas Tech	1 3	124 N	UTEP	0 3	
						86 A	Stephen F. Austin	3 0	149 A	Texas-Arlington	1 3	
						86 H	Stephen F. Austin	3 1	149 H	Texas-Arlington	1 3	
									149 H	Texas-Arlington	3 0	
									151 H	Southeast Mo. St.	3 0	
									152 N	Ohio	3 0	
									157 A	Southeastern La.	3 1	
									157 H	Southeastern La.	3 0	
									162 A	Texas-San Antonio	3 0	
									162 H	Texas-San Antonio	3 1	
									163 A	McNeese St.	1 3	
									163 H	McNeese St.	3 0	
									187 H	Wichita St.	3 0	
									213 A	Tex. A&M-Corp. Chris	3 0	
									213 H	Tex. A&M-Corp. Chris	3 0	
									215 A	Southwest Tex. St.	3 0	
									215 H	Southwest Tex. St.	3 0	
									226 N	Tex.-Pan American	3 0	
									242 A	Sam Houston St.	3 1	
									242 H	Sam Houston St.	3 0	
									243 H	Louisiana Tech	3 0	
									259 A	Nicholls St.	3 1	
									259 H	Nicholls St.	3 0	
									286 A	Northwestern St.	3 0	
									286 H	Northwestern St.	3 0	
									302 A	La.-Monroe	3 0	
									302 H	La.-Monroe	3 0	
<hr/>												
LAST 10 GAMES												
						149 H	Texas-Arlington	1 3	302 H	La.-Monroe	3 0	
						86 A	Stephen F. Austin	3 0	149 A	Texas-Arlington	1 3	
						309 H	Centenary (La.)	3 0	242 A	Sam Houston St.	3 1	
						259 A	Nicholls St.	3 1	162 H	Texas-San Antonio	3 1	
						286 H	Northwestern St.	3 0	215 A	Southwest Tex. St.	3 0	

Non-Div. I Games:

Lamar

RPI	S	Opponent	Score	
309	H	Centenary (La.)	3	0

L
a
m
a
r

L
a
m
a
r

Lamar

Northeastern

Through Games Of 2001 Final

Average RPI Win:	201	WON-LOST	WINNING	LAST 10	STRENGTH OF	OPP. STRENGTH	TEAM	ADJ	CONF.	ADJ CONF.	
Average RPI Loss:	100	RECORD	PCT. RANK	GAMES	SCHEDULE	OF SCHEDULE	RPI	RPI	RPI	RPI	
DIV. I ONLY	23- 11	.67647	76	7- 3	122	196	84	.54988	83	23	22
DIV. I NON-CONF.	13- 9	.59091	121	2- 1	101	171	105	.54137	103	24	25
<hr/>											
TOTALS	RPI 1-25	RPI 26-50		W-L RECORDS		RPI 51-100		RPI 101-150		RPI 150+	
23- 11	0- 0	1- 1		OVERALL		2- 4		4- 6		16- 0	
11- 1	0- 0	0- 0		HOME		0- 1		2- 0		9- 0	
8- 5	0- 0	1- 1		AWAY		1- 0		0- 4		6- 0	
4- 5	0- 0	0- 0		NEUTRAL		1- 3		2- 2		1- 0	
<hr/>											
13- 9	0- 0	1- 1		NON-CONFERENCE		2- 4		0- 4		10- 0	
6- 1	0- 0	0- 0		HOME		0- 1		0- 0		6- 0	
5- 3	0- 0	1- 1		AWAY		1- 0		0- 2		3- 0	
2- 5	0- 0	0- 0		NEUTRAL		1- 3		0- 2		1- 0	
<hr/>											
10- 2	0- 0	0- 0		CONFERENCE		0- 0		4- 2		6- 0	
5- 0	0- 0	0- 0		HOME		0- 0		2- 0		3- 0	
3- 2	0- 0	0- 0		AWAY		0- 0		0- 2		3- 0	
2- 0	0- 0	0- 0		NEUTRAL		0- 0		2- 0		0- 0	
<hr/>											
RPI S	Opponent	Score	RPI S	Opponent	Score	RPI S	Opponent	Score	RPI S	Opponent	Score
			47 A	Connecticut	3 1	63 N	Brown	3 1	114 A	Massachusetts	0 3
			48 A	Pennsylvania	1 3	67 N	Texas	0 3	115 N	Kent St.	1 3
						77 N	St. Peter's	1 3	120 N	Robert Morris	2 3
						79 N	Fairfield	2 3	122 A	New Hampshire	2 3
						91 A	Towson	3 1	122 H	New Hampshire	3 2
						91 H	Towson	2 3	122 N	New Hampshire	3 1
									127 A	Maine	1 3
									127 H	Maine	3 2
									127 N	Maine	3 0
									137 A	Boston College	1 3
									156 H	Harvard	3 0
									177 A	Syracuse	3 2
									234 A	Hartford	3 1
									234 H	Hartford	3 0
									246 A	Stony Brook	3 1
									246 H	Stony Brook	3 1
									249 A	Providence	3 0
									251 H	Holy Cross	3 0
									252 A	Drexel	3 0
									252 H	Drexel	3 0
									257 H	Colgate	3 1
									261 H	Loyola (Md.)	3 0
									261 N	Loyola (Md.)	3 0
									269 A	Albany (N.Y.)	3 0
									269 H	Albany (N.Y.)	3 1
									304 H	Lafayette	3 0
<hr/>											
			LAST 10 GAMES								
			67 N	Texas	0 3	252 A	Drexel	3 0	261 N	Loyola (Md.)	3 0
			127 N	Maine	3 0	91 A	Towson	3 1	269 A	Albany (N.Y.)	3 0
			122 N	New Hampshire	3 1	246 H	Stony Brook	3 1	269 H	Albany (N.Y.)	3 1
			127 A	Maine	1 3	234 H	Hartford	3 0	304 H	Lafayette	3 0
			122 A	New Hampshire	2 3	269 H	Albany (N.Y.)	3 1			

Non-Div. I Games:

Northeastern

[illegible]

Non-Div. I Games:

Marquette

Average RPI Win:	169	WON-LOST RECORD	WINNING PCT. RANK	LAST 10 GAMES	STRENGTH OF SCHEDULE	OPP. STRENGTH OF SCHEDULE	TEAM RPI	ADJ RPI	CONF. RPI	ADJ CONF. RPI		
DIV. I ONLY		16- 13	.55172	137	4- 6	74	94	90	.54683	85	16	16
DIV. I NON-CONF.		4- 6	.4	211	0- 2	38	72	98	.5484	90	16	15
<hr/>												
TOTALS	RPI 1-25	RPI 26-50		W-L RECORDS		RPI 51-100		RPI 101-150		RPI 150+		
16- 13	0- 7	1- 1		OVERALL		4- 5		0- 0		11- 1		
9- 3	0- 2	1- 0		HOME		4- 1		0- 0		4- 1		
6- 9	0- 5	0- 0		AWAY		0- 4		0- 0		6- 0		
1- 1	0- 0	0- 1		NEUTRAL		0- 0		0- 0		1- 0		
<hr/>												
4- 6	0- 5	1- 1		NON-CONFERENCE		1- 1		0- 0		2- 0		
3- 2	0- 2	1- 0		HOME		1- 0		0- 0		1- 0		
0- 4	0- 3	0- 0		AWAY		0- 1		0- 0		0- 0		
1- 1	0- 0	0- 1		NEUTRAL		0- 0		0- 0		1- 0		
<hr/>												
12- 7	0- 2	0- 0		CONFERENCE		3- 4		0- 0		9- 1		
6- 2	0- 0	0- 0		HOME		3- 1		0- 0		3- 1		
6- 5	0- 2	0- 0		AWAY		0- 3		0- 0		6- 0		
0- 0	0- 0	0- 0		NEUTRAL		0- 0		0- 0		0- 0		
<hr/>												
RPI S	Opponent	Score	RPI S	Opponent	Score	RPI S	Opponent	Score	RPI S	Opponent	Score	
13 A	Northern Iowa	0 3	27 N	South Carolina	0 3	64 A	Southwest Mo. St.	0 3	174 A	Southern Ill.	3 1	
13 A	Northern Iowa	0 3	38 H	Wis.-Milwaukee	3 2	64 H	Southwest Mo. St.	3 1	174 A	Southern Ill.	3 0	
15 H	Louisville	1 3				73 A	Bradley	1 3	174 H	Southern Ill.	3 2	
21 A	Notre Dame	2 3				73 H	Bradley	2 3	180 H	Indiana St.	1 3	
22 A	Northern Ill.	2 3				84 H	Marquette	3 1	187 A	Wichita St.	3 0	
22 H	Northern Ill.	0 3				88 A	Creighton	2 3	187 H	Wichita St.	3 0	
24 A	DePaul	0 3				88 H	Creighton	3 0	212 N	Purdue	3 0	
						88 H	Creighton	3 1	218 A	Evansville	3 1	
						98 A	Miami (Ohio)	2 3	218 H	Evansville	3 0	
									266 A	Drake	3 1	
									266 A	Drake	3 1	
									267 H	UMKC	3 1	
<hr/>												
LAST 10 GAMES												
22 H	Northern Ill.	0 3	64 A	Southwest Mo. St.	0 3							
88 H	Creighton	3 0	187 A	Wichita St.	3 0							
180 H	Indiana St.	1 3	13 A	Northern Iowa	0 3							
174 A	Southern Ill.	3 1	73 H	Bradley	2 3							
21 A	Notre Dame	2 3	218 A	Evansville	3 1							

Non-Div. I Games:

Illinois St.

Average RPI Win: 198		WON-LOST RECORD		WINNING PCT. RANK		LAST 10 GAMES		STRENGTH OF SCHEDULE		OPP. STRENGTH OF SCHEDULE		TEAM RPI		ADJ RPI		CONF. RPI		ADJ CONF. RPI	
DIV. I ONLY		23- 8		.74194 41		8- 2		185		187		82		.54603 86		21		23	
DIV. I NON-CONF.		6- 3		.66667 86		0- 0		115		89		80		.56325 79		25		24	
TOTALS		RPI 1-25		RPI 26-50		W-L RECORDS		RPI 51-100		RPI 101-150		RPI 150+							
23- 8		0- 1		1- 0		OVERALL		0- 4		4- 1		18- 2							
11- 1		0- 0		0- 0		HOME		0- 1		2- 0		9- 0							
7- 5		0- 0		0- 0		AWAY		0- 3		1- 0		6- 2							
5- 2		0- 1		1- 0		NEUTRAL		0- 0		1- 1		3- 0							
6- 3		0- 1		1- 0		NON-CONFERENCE		0- 2		2- 0		3- 0							
2- 0		0- 0		0- 0		HOME		0- 0		1- 0		1- 0							
0- 2		0- 0		0- 0		AWAY		0- 2		0- 0		0- 0							
4- 1		0- 1		1- 0		NEUTRAL		0- 0		1- 0		2- 0							
17- 5		0- 0		0- 0		CONFERENCE		0- 2		2- 1		15- 2							
9- 1		0- 0		0- 0		HOME		0- 1		1- 0		8- 0							
7- 3		0- 0		0- 0		AWAY		0- 1		1- 0		6- 2							
1- 1		0- 0		0- 0		NEUTRAL		0- 0		0- 1		1- 0							
RPI S	Opponent		Score		RPI S	Opponent		Score		RPI S	Opponent		Score		RPI S	Opponent		Score	
11 N	Texas A&M		0 3		50 N	Houston		3 2		65 A	Texas Tech		1 3		124 N	UTEP		3 1	
										74 A	Rice		0 3		132 H	Southern Methodist		3 0	
										82 A	Lamar		1 3		149 A	Texas-Arlington		3 1	
										82 H	Lamar		0 3		149 H	Texas-Arlington		3 1	
															149 N	Texas-Arlington		2 3	
															152 N	Ohio		3 0	
															157 A	Southeastern La.		3 1	
															157 H	Southeastern La.		3 0	
															162 A	Texas-San Antonio		3 0	
															162 H	Texas-San Antonio		3 1	
															162 N	Texas-San Antonio		3 0	
															163 A	McNeese St.		2 3	
															163 H	McNeese St.		3 0	
															215 A	Southwest Tex. St.		3 2	
															215 H	Southwest Tex. St.		3 0	
															229 N	Samford		3 0	
															242 A	Sam Houston St.		2 3	
															242 H	Sam Houston St.		3 0	
															243 H	Louisiana Tech		3 2	
															259 A	Nicholls St.		3 0	
															259 H	Nicholls St.		3 0	
															286 A	Northwestern St.		3 2	
															286 H	Northwestern St.		3 0	
															302 A	La.-Monroe		3 0	
															302 H	La.-Monroe		3 1	
LAST 10 GAMES																			
															149 N	Texas-Arlington		2 3	
															162 N	Texas-San Antonio		3 0	
															82 H	Lamar		0 3	
															163 H	McNeese St.		3 0	
															286 A	Northwestern St.		3 2	
															242 H	Sam Houston St.		3 0	
															149 H	Texas-Arlington		3 1	
															157 H	Southeastern La.		3 0	
															162 A	Texas-San Antonio		3 0	
															215 A	Southwest Tex. St.		3 2	

Non-Div. I Games:

Stephen F. Austin

Average RPI Win:	189	WON-LOST RECORD	WINNING PCT. RANK	LAST 10 GAMES	STRENGTH OF SCHEDULE	OPP. STRENGTH OF SCHEDULE	TEAM RPI	ADJ RPI	CONF. RPI	ADJ CONF. RPI		
DIV. I ONLY		22- 10	.6875	70	5- 5	155	129	83	.54553	87	5	6
DIV. I NON-CONF.		14- 0	1	1	2- 0	210	68	41	.60983	43	5	5
<hr/>												
TOTALS	RPI 1-25	RPI 26-50		W-L RECORDS		RPI 51-100		RPI 101-150		RPI 150+		
22- 10	0- 4	0- 3		OVERALL		1- 2		5- 0		16- 1		
8- 4	0- 2	0- 2		HOME		1- 0		0- 0		7- 0		
8- 5	0- 1	0- 1		AWAY		0- 2		2- 0		6- 1		
6- 1	0- 1	0- 0		NEUTRAL		0- 0		3- 0		3- 0		
14- 0	0- 0	0- 0		NON-CONFERENCE		0- 0		5- 0		9- 0		
4- 0	0- 0	0- 0		HOME		0- 0		0- 0		4- 0		
5- 0	0- 0	0- 0		AWAY		0- 0		2- 0		3- 0		
5- 0	0- 0	0- 0		NEUTRAL		0- 0		3- 0		2- 0		
8- 10	0- 4	0- 3		CONFERENCE		1- 2		0- 0		7- 1		
4- 4	0- 2	0- 2		HOME		1- 0		0- 0		3- 0		
3- 5	0- 1	0- 1		AWAY		0- 2		0- 0		3- 1		
1- 1	0- 1	0- 0		NEUTRAL		0- 0		0- 0		1- 0		
RPI S	Opponent	Score	RPI S	Opponent	Score	RPI S	Opponent	Score	RPI S	Opponent	Score	
14 H	Cincinnati	0 3	33 H	South Fla.	0 3	84 A	Marquette	0 3	107 N	Cornell	3 0	
14 N	Cincinnati	0 3	50 A	Houston	0 3	96 A	St. Louis	2 3	115 A	Kent St.	3 2	
15 H	Louisville	1 3	50 H	Houston	2 3	96 H	St. Louis	3 1	120 N	Robert Morris	3 1	
24 A	DePaul	1 3							128 A	Tenn.-Martin	3 0	
									144 N	Morehead St.	3 0	
									158 H	Tulane	3 1	
									158 N	Tulane	3 0	
									165 A	Charlotte	2 3	
									172 A	UAB	3 1	
									172 H	UAB	3 0	
									185 A	East Caro.	3 2	
									198 A	TCU	3 1	
									209 H	Mississippi	3 2	
									217 H	Southern Miss.	3 0	
									220 N	La Salle	3 0	
									228 H	Murray St.	3 1	
									229 A	Samford	3 0	
									229 H	Samford	3 0	
									244 A	UNC Asheville	3 0	
									264 N	South Ala.	3 0	
									281 A	High Point	3 0	
									288 H	Jackson St.	3 0	
LAST 10 GAMES												
14 N	Cincinnati	0 3	33 H	South Fla.	0 3							
158 N	Tulane	3 0	172 H	UAB	3 0							
281 A	High Point	3 0	128 A	Tenn.-Martin	3 0							
165 A	Charlotte	2 3	84 A	Marquette	0 3							
185 A	East Caro.	3 2	24 A	DePaul	1 3							

Non-Div. I Games:

Memphis

Average RPI Win:	188	WON-LOST RECORD	WINNING PCT. RANK	LAST 10 GAMES	STRENGTH OF SCHEDULE	OPP. STRENGTH OF SCHEDULE	TEAM RPI	ADJ RPI	CONF. RPI	ADJ CONF. RPI			
DIV. I ONLY		14- 13	.51852	148	5- 5	57	92	92	.54526	88	16	16	
DIV. I NON-CONF.		2- 6	.25	259	1- 0	26	55	131	.52502	121	16	15	
<hr/>													
TOTALS	RPI 1-25	RPI 26-50		W-L RECORDS		RPI 51-100		RPI 101-150		RPI 150+			
14- 13	0- 5	0- 3		OVERALL		2- 5		0- 0		12- 0			
7- 2	0- 1	0- 0		HOME		2- 1		0- 0		5- 0			
6- 8	0- 3	0- 1		AWAY		0- 4		0- 0		6- 0			
1- 3	0- 1	0- 2		NEUTRAL		0- 0		0- 0		1- 0			
<hr/>													
2- 6	0- 3	0- 3		NON-CONFERENCE		0- 0		0- 0		2- 0			
0- 0	0- 0	0- 0		HOME		0- 0		0- 0		0- 0			
1- 3	0- 2	0- 1		AWAY		0- 0		0- 0		1- 0			
1- 3	0- 1	0- 2		NEUTRAL		0- 0		0- 0		1- 0			
<hr/>													
12- 7	0- 2	0- 0		CONFERENCE		2- 5		0- 0		10- 0			
7- 2	0- 1	0- 0		HOME		2- 1		0- 0		5- 0			
5- 5	0- 1	0- 0		AWAY		0- 4		0- 0		5- 0			
0- 0	0- 0	0- 0		NEUTRAL		0- 0		0- 0		0- 0			
<hr/>													
RPI S	Opponent	Score	RPI S	Opponent	Score	RPI S	Opponent	Score	RPI S	Opponent	Score		
2 A	Nebraska	0 3	28 N	North Carolina	1 3	64 A	Southwest Mo. St.	0 3	162 N	Texas-San Antonio	3 0		
13 A	Northern Iowa	0 3	32 A	Santa Clara	1 3	64 H	Southwest Mo. St.	2 3	174 A	Southern Ill.	3 1		
13 H	Northern Iowa	0 3	41 N	UC Santa Barb.	0 3	73 A	Bradley	1 3	174 H	Southern Ill.	3 0		
22 A	Northern Ill.	0 3				73 H	Bradley	3 1	180 A	Indiana St.	3 1		
24 N	DePaul	0 3				85 A	Illinois St.	0 3	180 H	Indiana St.	3 0		
						85 A	Illinois St.	1 3	187 A	Wichita St.	3 0		
						85 H	Illinois St.	3 2	187 H	Wichita St.	3 1		
									218 A	Evansville	3 0		
									218 H	Evansville	3 0		
									266 A	Drake	3 0		
									266 H	Drake	3 0		
									267 A	UMKC	3 1		
<hr/>													
LAST 10 GAMES													
85 A Illinois St.						0	3	218 H Evansville				3	0
64 H Southwest Mo. St.						2	3	174 H Southern Ill.				3	0
187 H Wichita St.						3	1	267 A UMKC				3	1
73 A Bradley						1	3	266 H Drake				3	0
13 A Northern Iowa						0	3	85 A Illinois St.				1	3

Non-Div. I Games:

Creighton

Average RPI Win:		168	WON-LOST RECORD		WINNING PCT. RANK		LAST 10 GAMES		STRENGTH OF SCHEDULE		OPP. STRENGTH OF SCHEDULE		TEAM RPI		ADJ RPI		CONF. RPI		ADJ CONF. RPI	
Average RPI Loss:		49																		
DIV. I ONLY			16- 12		.57143 128		5- 5		96		93		91		.54338 89		7		7	
DIV. I NON-CONF.			6- 6		.5 149		1- 1		64		104		97		.54597 94		9		9	
TOTALS		RPI 1-25		RPI 26-50		W-L RECORDS		RPI 51-100		RPI 101-150		RPI 150+								
16- 12		0- 3		0- 3		OVERALL		5- 4		0- 1		11- 0								
8- 2		0- 1		0- 0		HOME		3- 0		0- 1		5- 0								
7- 4		0- 0		0- 2		AWAY		2- 2		0- 0		5- 0								
1- 5		0- 2		0- 1		NEUTRAL		0- 2		0- 0		1- 0								
6- 6		0- 2		0- 2		NON-CONFERENCE		1- 1		0- 0		5- 0								
3- 0		0- 0		0- 0		HOME		1- 0		0- 0		2- 0								
2- 1		0- 0		0- 1		AWAY		0- 0		0- 0		2- 0								
1- 4		0- 2		0- 1		NEUTRAL		0- 1		0- 0		1- 0								
10- 6		0- 1		0- 1		CONFERENCE		4- 3		0- 1		6- 0								
5- 2		0- 1		0- 0		HOME		2- 0		0- 1		3- 0								
5- 3		0- 0		0- 1		AWAY		2- 2		0- 0		3- 0								
0- 1		0- 0		0- 0		NEUTRAL		0- 1		0- 0		0- 0								
RPI S	Opponent		Score		RPI S	Opponent		Score		RPI S	Opponent		Score		RPI S	Opponent		Score		
4 H	Florida		0 3		26 A	Georgia Tech		0 3		61 A	Arkansas		1 3		108 H	Georgia		0 3		
17 N	Colorado St.		0 3		27 A	South Carolina		1 3		61 H	Arkansas		3 0		158 A	Tulane		3 0		
21 N	Notre Dame		0 3		40 N	Georgetown		0 3		66 N	Baylor		0 3		170 N	Virginia Tech		3 1		
										68 A	Alabama		3 0		184 H	La.-Lafayette		3 0		
										68 H	Alabama		3 2		209 A	Mississippi		3 0		
										68 N	Alabama		2 3		209 H	Mississippi		3 1		
										72 A	Tennessee		3 1		216 A	New Orleans		3 0		
										74 H	Rice		3 0		216 H	New Orleans		3 0		
										100 A	Kentucky		0 3		221 A	Mississippi St.		3 0		
															221 H	Mississippi St.		3 1		
															268 A	Auburn		3 0		
															268 H	Auburn		3 0		
				LAST 10 GAMES																
170 N	Virginia Tech		3 1		61 A	Arkansas		1 3												
21 N	Notre Dame		0 3		61 H	Arkansas		3 0												
68 N	Alabama		2 3		108 H	Georgia		0 3												
268 A	Auburn		3 0		4 H	Florida		0 3												
68 A	Alabama		3 0		221 H	Mississippi St.		3 1												

Non-Div. I Games:

LSU

Average RPI Win:	202	WON-LOST	WINNING	LAST 10	STRENGTH OF	OPP. STRENGTH	TEAM	ADJ	CONF.	ADJ CONF.					
Average RPI Loss:	96	RECORD	PCT. RANK	GAMES	SCHEDULE	OF SCHEDULE	RPI	RPI	RPI	RPI					
DIV. I ONLY		24- 6	.8	23			237	167	85	.54325	90	20	20		
DIV. I NON-CONF.		9- 4	.69231	79			268	145	164	.48712	163	19	19		
<hr/>															
TOTALS	RPI 1-25	RPI 26-50		W-L RECORDS		RPI 51-100		RPI 101-150		RPI 150+					
24- 6	0- 1	0- 0		OVERALL		3- 2		1- 2		20- 1					
11- 0	0- 0	0- 0		HOME		1- 0		0- 0		10- 0					
9- 4	0- 1	0- 0		AWAY		2- 0		1- 2		6- 1					
4- 2	0- 0	0- 0		NEUTRAL		0- 2		0- 0		4- 0					
<hr/>															
9- 4	0- 1	0- 0		NON-CONFERENCE		1- 1		1- 1		7- 1					
3- 0	0- 0	0- 0		HOME		0- 0		0- 0		3- 0					
3- 3	0- 1	0- 0		AWAY		1- 0		1- 1		1- 1					
3- 1	0- 0	0- 0		NEUTRAL		0- 1		0- 0		3- 0					
<hr/>															
15- 2	0- 0	0- 0		CONFERENCE		2- 1		0- 1		13- 0					
8- 0	0- 0	0- 0		HOME		1- 0		0- 0		7- 0					
6- 1	0- 0	0- 0		AWAY		1- 0		0- 1		5- 0					
1- 1	0- 0	0- 0		NEUTRAL		0- 1		0- 0		1- 0					
<hr/>															
RPI	S	Opponent	Score	RPI	S	Opponent	Score	RPI	S	Opponent	Score	RPI	S	Opponent	Score
14	A	Cincinnati	1 3					70	N	Missouri	0 3	106	A	Toledo	0 3
								75	A	Florida Int'l	3 1	139	A	New Mexico St.	2 3
								75	H	Florida Int'l	3 1	145	A	Fla. Atlantic	3 1
								75	N	Florida Int'l	1 3	167	A	Ark.-Little Rock	3 2
								100	A	Kentucky	3 1	167	H	Ark.-Little Rock	3 0
												174	A	Southern Ill.	2 3
												179	H	Austin Peay	3 0
												184	A	La.-Lafayette	3 2
												184	N	La.-Lafayette	3 1
												186	A	Denver	3 0
												186	A	Denver	3 1
												201	N	Cleveland St.	3 0
												204	H	North Texas	3 1
												216	H	New Orleans	3 1
												218	A	Evansville	3 2
												228	H	Murray St.	3 0
												245	H	Arkansas St.	3 2
												245	H	Arkansas St.	3 0
												248	A	Middle Tenn.	3 0
												248	H	Middle Tenn.	3 0
												264	H	South Ala.	3 0
												273	N	IUPUI	3 0
												299	H	Lipscomb	3 0
												305	N	Chicago St.	3 0
<hr/>															
				LAST 10 GAMES											
				75	N	Florida Int'l	1 3	184	A	La.-Lafayette	3 2				
				184	N	La.-Lafayette	3 1	248	H	Middle Tenn.	3 0				
				186	A	Denver	3 1	245	H	Arkansas St.	3 2				
				75	H	Florida Int'l	3 1	167	A	Ark.-Little Rock	3 2				
				218	A	Evansville	3 2	299	H	Lipscomb	3 0				

Non-Div. I Games:

Western Ky.

Average RPI Win: 222		WON-LOST	WINNING	LAST 10	STRENGTH OF		OPP. STRENGTH	TEAM	ADJ	CONF.	ADJ CONF.
Average RPI Loss: 121		RECORD	PCT. RANK	GAMES	SCHEDULE		OF SCHEDULE	RPI	RPI	RPI	RPI
DIV. I ONLY		28- 4	.875	10	7- 3		264	245	86	.54258	91
DIV. I NON-CONF.		25- 3	.89286	18	6- 2		225	310	132	.51706	132
TOTALS		RPI 1-25	RPI 26-50		W-L RECORDS		RPI 51-100		RPI 101-150		RPI 150+
28- 4	0- 0	0- 0		OVERALL		1- 1		4- 2		23- 1	
10- 4	0- 0	0- 0		HOME		0- 1		2- 2		8- 1	
12- 0	0- 0	0- 0		AWAY		1- 0		2- 0		9- 0	
6- 0	0- 0	0- 0		NEUTRAL		0- 0		0- 0		6- 0	
25- 3	0- 0	0- 0		NON-CONFERENCE		1- 1		4- 2		20- 0	
9- 3	0- 0	0- 0		HOME		0- 1		2- 2		7- 0	
11- 0	0- 0	0- 0		AWAY		1- 0		2- 0		8- 0	
5- 0	0- 0	0- 0		NEUTRAL		0- 0		0- 0		5- 0	
3- 1	0- 0	0- 0		CONFERENCE		0- 0		0- 0		3- 1	
1- 1	0- 0	0- 0		HOME		0- 0		0- 0		1- 1	
1- 0	0- 0	0- 0		AWAY		0- 0		0- 0		1- 0	
1- 0	0- 0	0- 0		NEUTRAL		0- 0		0- 0		1- 0	
RPI S	Opponent	Score	RPI S	Opponent	Score	RPI S	Opponent	Score	RPI S	Opponent	Score
						83 A	Northeastern	3 2	102 H	Columbia	2 3
						83 H	Northeastern	1 3	122 A	New Hampshire	3 1
									122 H	New Hampshire	3 1
									127 A	Maine	3 1
									127 H	Maine	3 0
									127 H	Maine	1 3
									169 N	Lehigh	3 1
									171 H	Delaware	2 3
									183 A	UMBC	3 0
									183 H	UMBC	3 0
									199 A	Morgan St.	3 1
									201 A	Cleveland St.	3 2
									202 H	Coastal Caro.	3 1
									224 N	Bucknell	3 1
									234 A	Hartford	3 0
									234 H	Hartford	3 0
									246 A	Stony Brook	3 0
									246 H	Stony Brook	3 1
									250 N	Va. Commonwealth	3 0
									252 A	Drexel	3 1
									252 H	Drexel	3 0
									261 A	Loyola (Md.)	3 2
									263 N	Niagara	3 0
									269 A	Albany (N.Y.)	3 0
									269 H	Albany (N.Y.)	3 0
									293 N	Oakland	3 2
									294 N	Canisius	3 1
LAST 10 GAMES											
						127 H	Maine	1 3	83 H	Northeastern	1 3
						234 A	Hartford	3 0	127 H	Maine	3 0
						246 A	Stony Brook	3 0	122 H	New Hampshire	3 1
						171 H	Delaware	2 3	252 A	Drexel	3 1
						269 H	Albany (N.Y.)	3 0	83 A	Northeastern	3 2

Non-Div. I Games:

Towson

RPI	S	Opponent	Score	
300	A	Marist	3	0
310	H	Md.-East. Shore	3	0
311	H	Coppin St.	3	0

Towson

T
O
W
S
O
N

T
O
W
S
O
N

Average RPI Win:	190	WON-LOST	WINNING	LAST 10	STRENGTH OF	OPP. STRENGTH	TEAM	ADJ	CONF.	ADJ CONF.	
Average RPI Loss:	99	RECORD	PCT. RANK	GAMES	SCHEDULE	OF SCHEDULE	RPI	RPI	RPI	RPI	
DIV. I ONLY	14- 7	.66667	77	8- 0	128	175	88	.5418	92	13	13
DIV. I NON-CONF.	12- 7	.63158	108	6- 0	137	79	91	.54376	98	13	13
<hr/>											
TOTALS	RPI 1-25	RPI 26-50		W-L RECORDS		RPI 51-100		RPI 101-150		RPI 150+	
14- 7	0- 0	0- 2		OVERALL		1- 2		4- 2		9- 1	
13- 1	0- 0	0- 0		HOME		1- 0		4- 0		8- 1	
0- 5	0- 0	0- 1		AWAY		0- 2		0- 2		0- 0	
1- 1	0- 0	0- 1		NEUTRAL		0- 0		0- 0		1- 0	
<hr/>											
12- 7	0- 0	0- 2		NON-CONFERENCE		1- 2		2- 2		9- 1	
11- 1	0- 0	0- 0		HOME		1- 0		2- 0		8- 1	
0- 5	0- 0	0- 1		AWAY		0- 2		0- 2		0- 0	
1- 1	0- 0	0- 1		NEUTRAL		0- 0		0- 0		1- 0	
<hr/>											
2- 0	0- 0	0- 0		CONFERENCE		0- 0		2- 0		0- 0	
2- 0	0- 0	0- 0		HOME		0- 0		2- 0		0- 0	
0- 0	0- 0	0- 0		AWAY		0- 0		0- 0		0- 0	
0- 0	0- 0	0- 0		NEUTRAL		0- 0		0- 0		0- 0	
<hr/>											
RPI S	Opponent	Score	RPI S	Opponent	Score	RPI S	Opponent	Score	RPI S	Opponent	Score
			36 A	Florida St.	0 3	75 A	Florida Int'l	2 3	126 H	St. John's (N.Y.)	3 0
			43 N	American	0 3	76 A	Florida A&M	0 3	129 H	Georgia St.	3 0
						94 H	UCF	3 0	130 H	Pittsburgh	3 1
									145 A	Fla. Atlantic	0 3
									145 H	Fla. Atlantic	3 1
									146 A	Davidson	2 3
									172 H	UAB	2 3
									192 H	Tulsa	3 0
									194 H	Wofford	3 0
									202 N	Coastal Caro.	3 0
									204 H	North Texas	3 2
									214 H	Jacksonville	3 1
									240 H	Bethune-Cookman	3 0
									245 H	Arkansas St.	3 1
									248 H	Middle Tenn.	3 0
									296 H	Long Island	3 0
<hr/>											
LAST 10 GAMES											
			145 H	Fla. Atlantic	3 1	204 H	North Texas	3 2			
			240 H	Bethune-Cookman	3 0	94 H	UCF	3 0			
			245 H	Arkansas St.	3 1	126 H	St. John's (N.Y.)	3 0			
			129 H	Georgia St.	3 0	192 H	Tulsa	3 0			
			130 H	Pittsburgh	3 1	75 A	Florida Int'l	2 3			

Non-Div. I Games: Nova Southeastern 3 0 Fla. Memorial 3 0 St. Thomas (FL) 3 0

Miami (Fla.)

Average RPI Win:	132	WON-LOST	WINNING	LAST 10	STRENGTH OF	OPP. STRENGTH	TEAM	ADJ	CONF.	ADJ CONF.					
Average RPI Loss:	27	RECORD	PCT. RANK	GAMES	SCHEDULE	OF SCHEDULE	RPI	RPI	RPI	RPI					
DIV. I ONLY		10- 16	.38462	204	4- 6	19	4	95	.54167	93	1	1			
DIV. I NON-CONF.		5- 3	.625	111	1- 0	81	84	70	.57199	70	1	1			
<hr/>															
TOTALS	RPI 1-25	RPI 26-50		W-L RECORDS		RPI 51-100		RPI 101-150		RPI 150+					
10- 16	0- 8	0- 6		OVERALL		2- 1		4- 1		4- 0					
3- 10	0- 4	0- 4		HOME		2- 1		0- 1		1- 0					
5- 6	0- 4	0- 2		AWAY		0- 0		4- 0		1- 0					
2- 0	0- 0	0- 0		NEUTRAL		0- 0		0- 0		2- 0					
5- 3	0- 0	0- 2		NON-CONFERENCE		2- 1		1- 0		2- 0					
2- 3	0- 0	0- 2		HOME		2- 1		0- 0		0- 0					
1- 0	0- 0	0- 0		AWAY		0- 0		1- 0		0- 0					
2- 0	0- 0	0- 0		NEUTRAL		0- 0		0- 0		2- 0					
5- 13	0- 8	0- 4		CONFERENCE		0- 0		3- 1		2- 0					
1- 7	0- 4	0- 2		HOME		0- 0		0- 1		1- 0					
4- 6	0- 4	0- 2		AWAY		0- 0		3- 0		1- 0					
0- 0	0- 0	0- 0		NEUTRAL		0- 0		0- 0		0- 0					
RPI	S	Opponent	Score	RPI	S	Opponent	Score	RPI	S	Opponent	Score	RPI	S	Opponent	Score
1	A	Stanford	0 3	27	H	South Carolina	2 3	55	H	Nevada	2 3	110	A	Loyola Marymount	3 1
1	H	Stanford	0 3	32	H	Santa Clara	1 3	69	H	Northern Ariz.	3 2	116	A	California	3 2
3	A	Southern California	0 3	34	A	Washington St.	0 3	97	H	Hofstra	3 1	116	A	California	3 1
3	H	Southern California	0 3	34	H	Washington St.	1 3					123	A	Washington	3 1
5	A	Arizona	1 3	46	A	Oregon St.	0 3					123	H	Washington	1 3
5	H	Arizona	1 3	46	H	Oregon St.	2 3					166	A	Oregon	3 0
8	A	UCLA	0 3									166	H	Oregon	3 0
8	H	UCLA	0 3									168	N	Indiana	3 0
												188	N	New Mexico	3 1
				LAST 10 GAMES											
				116	A	California	3 2	34	A	Washington St.	0 3				
				1	A	Stanford	0 3	5	H	Arizona	1 3				
				116	A	California	3 1	3	H	Southern California	0 3				
				1	H	Stanford	0 3	8	H	UCLA	0 3				
				123	A	Washington	3 1	69	H	Northern Ariz.	3 2				

Non-Div. I Games:

Arizona St.

Average RPI Win: 218		WON-LOST	WINNING	LAST 10	STRENGTH OF		OPP. STRENGTH	TEAM	ADJ	CONF.	ADJ CONF.
Average RPI Loss: 84		RECORD	PCT. RANK	GAMES	SCHEDULE		OF SCHEDULE	RPI	RPI	RPI	RPI
DIV. I ONLY		19- 7	.73077	47	205		198	94	.53926	94	24
DIV. I NON-CONF.		6- 6	.5	149	165		184	177	.48491	168	23
TOTALS		RPI 1-25	RPI 26-50		W-L RECORDS		RPI 51-100		RPI 101-150		RPI 150+
19- 7	0- 0		0- 2		OVERALL		0- 3		3- 2		16- 0
11- 2	0- 0		0- 0		HOME		0- 1		1- 1		10- 0
6- 4	0- 0		0- 2		AWAY		0- 1		2- 1		4- 0
2- 1	0- 0		0- 0		NEUTRAL		0- 1		0- 0		2- 0
6- 6	0- 0		0- 2		NON-CONFERENCE		0- 3		0- 1		6- 0
5- 1	0- 0		0- 0		HOME		0- 1		0- 0		5- 0
0- 4	0- 0		0- 2		AWAY		0- 1		0- 1		0- 0
1- 1	0- 0		0- 0		NEUTRAL		0- 1		0- 0		1- 0
13- 1	0- 0		0- 0		CONFERENCE		0- 0		3- 1		10- 0
6- 1	0- 0		0- 0		HOME		0- 0		1- 1		5- 0
6- 0	0- 0		0- 0		AWAY		0- 0		2- 0		4- 0
1- 0	0- 0		0- 0		NEUTRAL		0- 0		0- 0		1- 0
RPI S	Opponent	Score	RPI S	Opponent	Score	RPI S	Opponent	Score	RPI S	Opponent	Score
			33 A	South Fla.	0 3	75 H	Florida Int'l	1 3	129 H	Georgia St.	1 3
			36 A	Florida St.	1 3	75 N	Florida Int'l	0 3	145 A	Fla. Atlantic	3 0
						92 A	Miami (Fla.)	0 3	145 A	Fla. Atlantic	3 0
									145 H	Fla. Atlantic	3 1
									150 A	Furman	0 3
									154 H	Chattanooga	3 0
									178 H	Campbell	3 0
									178 N	Campbell	3 1
									211 H	Troy St.	3 0
									214 A	Jacksonville	3 2
									214 H	Jacksonville	3 0
									227 H	Mercer	3 0
									229 A	Samford	3 1
									231 N	Charleston So.	3 0
									240 H	Bethune-Cookman	3 0
									260 H	Air Force	3 1
									262 H	Stetson	3 0
									265 H	Appalachian St.	3 0
									270 A	Jacksonville St.	3 1
									277 A	Belmont	3 2
									299 H	Lipscomb	3 0
LAST 10 GAMES											
			75 N	Florida Int'l	0 3	214 A	Jacksonville	3 2			
			145 A	Fla. Atlantic	3 0	178 H	Campbell	3 0			
			178 N	Campbell	3 1	129 H	Georgia St.	1 3			
			262 H	Stetson	3 0	33 A	South Fla.	0 3			
			36 A	Florida St.	1 3	92 A	Miami (Fla.)	0 3			

Non-Div. I Games: Gardner-Webb 3 0

UCF

Average RPI Win:	150	WON-LOST RECORD	WINNING PCT. RANK	LAST 10 GAMES	STRENGTH OF SCHEDULE	OPP. STRENGTH OF SCHEDULE	TEAM RPI	ADJ RPI	CONF. RPI	ADJ CONF. RPI		
Average RPI Loss:	89	15- 11	.57692	122	5- 5	99	120	96	.5383	95	14	15
DIV. I ONLY		5- 2	.71429	64	0- 0	187	127	104	.53663	111	15	14
DIV. I NON-CONF.												
<hr/>												
TOTALS	RPI 1-25	RPI 26-50		W-L RECORDS		RPI 51-100		RPI 101-150		RPI 150+		
15- 11	1- 1	2- 2		OVERALL		2- 2		2- 5		8- 1		
10- 2	1- 0	1- 0		HOME		2- 0		1- 2		5- 0		
3- 8	0- 1	0- 2		AWAY		0- 2		1- 3		2- 0		
2- 1	0- 0	1- 0		NEUTRAL		0- 0		0- 0		1- 1		
5- 2	0- 0	1- 1		NON-CONFERENCE		1- 0		0- 0		3- 1		
3- 0	0- 0	0- 0		HOME		1- 0		0- 0		2- 0		
0- 1	0- 0	0- 1		AWAY		0- 0		0- 0		0- 0		
2- 1	0- 0	1- 0		NEUTRAL		0- 0		0- 0		1- 1		
10- 9	1- 1	1- 1		CONFERENCE		1- 2		2- 5		5- 0		
7- 2	1- 0	1- 0		HOME		1- 0		1- 2		3- 0		
3- 7	0- 1	0- 1		AWAY		0- 2		1- 3		2- 0		
0- 0	0- 0	0- 0		NEUTRAL		0- 0		0- 0		0- 0		
<hr/>												
RPI S	Opponent	Score	RPI S	Opponent	Score	RPI S	Opponent	Score	RPI S	Opponent	Score	
22 A	Northern Ill.	0 3	30 A	Michigan St.	1 3	80 A	Bowling Green	0 3	103 A	Akron	2 3	
22 H	Northern Ill.	3 1	39 N	Dayton	3 2	80 A	Bowling Green	2 3	103 H	Akron	1 3	
			42 A	Ball St.	0 3	98 H	Miami (Ohio)	3 2	106 A	Toledo	0 3	
			42 H	Ball St.	3 2	100 H	Kentucky	3 1	106 H	Toledo	3 2	
									111 A	Eastern Mich.	0 3	
									111 H	Eastern Mich.	2 3	
									115 A	Kent St.	3 2	
									152 H	Ohio	3 1	
									159 H	James Madison	3 0	
									186 N	Denver	2 3	
									205 H	Marshall	3 2	
									225 H	Valparaiso	3 0	
									230 A	Central Mich.	3 0	
									230 H	Central Mich.	3 1	
									256 A	Buffalo	3 1	
									268 N	Auburn	3 0	
<hr/>												
LAST 10 GAMES												
			80 A	Bowling Green	2 3	22 A	Northern Ill.	0 3				
			22 H	Northern Ill.	3 1	205 H	Marshall	3 2				
			42 H	Ball St.	3 2	103 H	Akron	1 3				
			106 A	Toledo	0 3	111 A	Eastern Mich.	0 3				
			230 A	Central Mich.	3 0	152 H	Ohio	3 1				

Non-Div. I Games:

Western Mich.

Average RPI Win:	139	WON-LOST	WINNING	LAST 10	STRENGTH OF	OPP. STRENGTH	TEAM	ADJ	CONF.	ADJ CONF.			
Average RPI Loss:	75	RECORD	PCT. RANK	GAMES	SCHEDULE	OF SCHEDULE	RPI	RPI	RPI	RPI			
DIV. I ONLY	13- 14	.48148	164	5- 5	45	57	97	.5377	96	5	6		
DIV. I NON-CONF.	4- 5	.44444	193	1- 0	58	7	62	.5846	63	5	5		
<hr/>													
TOTALS	RPI 1-25	RPI 26-50		W-L RECORDS	RPI 51-100		RPI 101-150		RPI 150+				
13- 14	3- 4	0- 4		OVERALL	1- 2		0- 1		9- 3				
9- 2	2- 1	0- 1		HOME	1- 0		0- 0		6- 0				
2- 8	1- 1	0- 2		AWAY	0- 2		0- 1		1- 2				
2- 4	0- 2	0- 1		NEUTRAL	0- 0		0- 0		2- 1				
<hr/>													
4- 5	1- 2	0- 1		NON-CONFERENCE	0- 0		0- 1		3- 1				
3- 0	1- 0	0- 0		HOME	0- 0		0- 0		2- 0				
0- 2	0- 1	0- 0		AWAY	0- 0		0- 1		0- 0				
1- 3	0- 1	0- 1		NEUTRAL	0- 0		0- 0		1- 1				
<hr/>													
9- 9	2- 2	0- 3		CONFERENCE	1- 2		0- 0		6- 2				
6- 2	1- 1	0- 1		HOME	1- 0		0- 0		4- 0				
2- 6	1- 0	0- 2		AWAY	0- 2		0- 0		1- 2				
1- 1	0- 1	0- 0		NEUTRAL	0- 0		0- 0		1- 0				
<hr/>													
RPI S	Opponent	Score		RPI S	Opponent	Score		RPI S	Opponent	Score			
7 A	Wisconsin	1	3	33 A	South Fla.	0	3	84 A	Marquette	1	3		
13 N	Northern Iowa	0	3	33 H	South Fla.	0	3	87 A	Memphis	1	3		
14 H	Cincinnati	2	3	42 N	Ball St.	0	3	87 H	Memphis	3	2		
15 H	Louisville	3	2	50 A	Houston	0	3						
15 N	Louisville	0	3										
21 H	Notre Dame	3	1										
24 A	DePaul	3	1										
<hr/>													
LAST 10 GAMES													
15 N Louisville						0	3	172 H UAB				3	2
165 N Charlotte						3	0	33 A South Fla.				0	3
185 A East Caro.						3	1	84 A Marquette				1	3
165 A Charlotte						1	3	24 A DePaul				3	1
33 H South Fla.						0	3	21 H Notre Dame				3	1

Non-Div. I Games:

St. Louis

Average RPI Win:		202	WON-LOST		WINNING		LAST 10		STRENGTH OF		OPP. STRENGTH		TEAM		ADJ		CONF.		ADJ CONF.					
Average RPI Loss:		49	RECORD		PCT. RANK		GAMES		SCHEDULE		OF SCHEDULE		RPI		RPI		RPI		RPI					
DIV. I ONLY			14- 12		.53846		143		4- 6		76		150		101		.5373		97		18		18	
DIV. I NON-CONF.			6- 7		.46154		183		0- 3		68		35		89		.55089		87		14		16	
TOTALS		RPI 1-25		RPI 26-50		W-L RECORDS		RPI 51-100		RPI 101-150		RPI 150+												
14- 12		0- 1		0- 6		OVERALL		1- 5		1- 0		12- 0												
6- 3		0- 1		0- 1		HOME		0- 1		1- 0		5- 0												
6- 5		0- 0		0- 2		AWAY		1- 3		0- 0		5- 0												
2- 4		0- 0		0- 3		NEUTRAL		0- 1		0- 0		2- 0												
6- 7		0- 1		0- 3		NON-CONFERENCE		1- 3		1- 0		4- 0												
2- 1		0- 1		0- 0		HOME		0- 0		1- 0		1- 0												
2- 3		0- 0		0- 1		AWAY		1- 2		0- 0		1- 0												
2- 3		0- 0		0- 2		NEUTRAL		0- 1		0- 0		2- 0												
8- 5		0- 0		0- 3		CONFERENCE		0- 2		0- 0		8- 0												
4- 2		0- 0		0- 1		HOME		0- 1		0- 0		4- 0												
4- 2		0- 0		0- 1		AWAY		0- 1		0- 0		4- 0												
0- 1		0- 0		0- 1		NEUTRAL		0- 0		0- 0		0- 0												
RPI	S	Opponent		Score		RPI	S	Opponent		Score		RPI	S	Opponent		Score								
19	H	Xavier		0 3		27	N	South Carolina		0 3		55	N	Nevada		1 3		126	H	St. John's (N.Y.)		3 0		
						32	N	Santa Clara		0 3		56	A	George Mason		0 3		159	A	James Madison		3 1		
						35	A	Rutgers		1 3		56	H	George Mason		2 3		159	H	James Madison		3 1		
						45	A	William & Mary		0 3		77	A	St. Peter's		3 2		171	A	Delaware		3 2		
						45	H	William & Mary		2 3		79	A	Fairfield		1 3		171	H	Delaware		3 1		
						45	N	William & Mary		1 3		93	A	Arizona St.		1 3		175	A	Yale		3 0		
																		234	N	Hartford		3 0		
																		247	A	UNC Wilmington		3 1		
																		247	H	UNC Wilmington		3 0		
																		250	A	Va. Commonwealth		3 2		
																		250	H	Va. Commonwealth		3 0		
																		258	H	Iona		3 0		
																		300	N	Marist		3 0		
						LAST 10 GAMES																		
						35	A	Rutgers		1 3		250	A	Va. Commonwealth		3 2								
						45	N	William & Mary		1 3		45	A	William & Mary		0 3								
						79	A	Fairfield		1 3		171	A	Delaware		3 2								
						159	H	James Madison		3 1		247	A	UNC Wilmington		3 1								
						56	H	George Mason		2 3		19	H	Xavier		0 3								

Non-Div. I Games:

Hofstra

Average RPI Win:	163	WON-LOST RECORD	WINNING PCT. RANK	LAST 10 GAMES	STRENGTH OF SCHEDULE	OPP. STRENGTH OF SCHEDULE	TEAM RPI	ADJ RPI	CONF. RPI	ADJ CONF. RPI			
DIV. I ONLY		15- 11	.57692	122	6- 4	95	116	93	.53677	98	14	15	
DIV. I NON-CONF.		3- 3	.5	149	0- 0	82	144	114	.53052	115	15	14	
<hr/>													
TOTALS	RPI 1-25	RPI 26-50		W-L RECORDS		RPI 51-100		RPI 101-150		RPI 150+			
15- 11	0- 2	0- 3		OVERALL		2- 2		5- 3		8- 1			
10- 4	0- 1	0- 2		HOME		1- 1		5- 0		4- 0			
5- 6	0- 1	0- 1		AWAY		1- 1		0- 2		4- 1			
0- 1	0- 0	0- 0		NEUTRAL		0- 0		0- 1		0- 0			
<hr/>													
3- 3	0- 0	0- 1		NON-CONFERENCE		1- 1		0- 1		2- 0			
2- 2	0- 0	0- 1		HOME		1- 1		0- 0		1- 0			
1- 0	0- 0	0- 0		AWAY		0- 0		0- 0		1- 0			
0- 1	0- 0	0- 0		NEUTRAL		0- 0		0- 1		0- 0			
<hr/>													
12- 8	0- 2	0- 2		CONFERENCE		1- 1		5- 2		6- 1			
8- 2	0- 1	0- 1		HOME		0- 0		5- 0		3- 0			
4- 6	0- 1	0- 1		AWAY		1- 1		0- 2		3- 1			
0- 0	0- 0	0- 0		NEUTRAL		0- 0		0- 0		0- 0			
<hr/>													
RPI S	Opponent	Score	RPI S	Opponent	Score	RPI S	Opponent	Score	RPI S	Opponent	Score		
22 A	Northern Ill.	0 3	27 H	South Carolina	0 3	62 H	Wright St.	2 3	103 A	Akron	1 3		
22 H	Northern Ill.	2 3	42 A	Ball St.	0 3	80 A	Bowling Green	3 1	103 H	Akron	3 0		
			42 H	Ball St.	0 3	85 H	Illinois St.	3 2	103 H	Akron	3 1		
						95 A	Western Mich.	2 3	105 N	Montana St.	0 3		
									106 H	Toledo	3 0		
									111 H	Eastern Mich.	3 2		
									115 A	Kent St.	2 3		
									115 H	Kent St.	3 2		
									152 A	Ohio	2 3		
									152 H	Ohio	3 1		
									205 A	Marshall	3 0		
									205 H	Marshall	3 1		
									212 H	Purdue	3 1		
									225 A	Valparaiso	3 0		
									230 A	Central Mich.	3 1		
									256 A	Buffalo	3 1		
									256 H	Buffalo	3 0		
<hr/>													
LAST 10 GAMES													
22 A Northern Ill.						0 3	152 A Ohio						2 3
103 H Akron						3 1	115 H Kent St.						3 2
205 H Marshall						3 1	103 A Akron						1 3
256 H Buffalo						3 0	42 A Ball St.						0 3
205 A Marshall						3 0	111 H Eastern Mich.						3 2

Non-Div. I Games: IPFW

1 3

Miami (Ohio)

[illegible]

Non-Div. I Games:

Michigan

K
e
n
t
u
c
k
y

Kentucky

[illegible]

Non-Div. I Games:

Radford

Average RPI Win:	185	WON-LOST RECORD	WINNING PCT. RANK	LAST 10 GAMES	STRENGTH OF SCHEDULE	OPP. STRENGTH OF SCHEDULE	TEAM RPI	ADJ RPI	CONF. RPI	ADJ CONF. RPI					
Average RPI Loss:	86														
DIV. I ONLY		14- 9	.6087	102	4- 4	132	151	103	.53333	102	11	11			
DIV. I NON-CONF.		6- 3	.66667	86	0- 0	205	199	136	.51252	134	17	17			
<hr/>															
TOTALS	RPI 1-25	RPI 26-50		W-L RECORDS		RPI 51-100		RPI 101-150		RPI 150+					
14- 9	0- 0	0- 3		OVERALL		1- 2		2- 4		11- 0					
4- 3	0- 0	0- 1		HOME		0- 1		1- 1		3- 0					
6- 4	0- 0	0- 2		AWAY		1- 1		1- 1		4- 0					
4- 2	0- 0	0- 0		NEUTRAL		0- 0		0- 2		4- 0					
6- 3	0- 0	0- 1		NON-CONFERENCE		1- 0		0- 2		5- 0					
0- 0	0- 0	0- 0		HOME		0- 0		0- 0		0- 0					
2- 1	0- 0	0- 1		AWAY		1- 0		0- 0		1- 0					
4- 2	0- 0	0- 0		NEUTRAL		0- 0		0- 2		4- 0					
8- 6	0- 0	0- 2		CONFERENCE		0- 2		2- 2		6- 0					
4- 3	0- 0	0- 1		HOME		0- 1		1- 1		3- 0					
4- 3	0- 0	0- 1		AWAY		0- 1		1- 1		3- 0					
0- 0	0- 0	0- 0		NEUTRAL		0- 0		0- 0		0- 0					
RPI	S	Opponent	Score	RPI	S	Opponent	Score	RPI	S	Opponent	Score				
				45	A	William & Mary	0 3	63	A	Brown	1 3	107	A	Cornell	0 3
				48	A	Pennsylvania	0 3	63	H	Brown	2 3	107	H	Cornell	3 0
				48	H	Pennsylvania	1 3	91	A	Towson	3 2	118	A	Princeton	3 1
												118	H	Princeton	0 3
												140	N	Virginia	0 3
												146	N	Davidson	0 3
												156	A	Harvard	3 2
												156	H	Harvard	3 1
												175	A	Yale	3 2
												175	H	Yale	3 1
												196	A	Dartmouth	3 1
												196	H	Dartmouth	3 1
												202	N	Coastal Caro.	3 0
												223	A	Central Conn. St.	3 0
												234	N	Hartford	3 0
												246	N	Stony Brook	3 0
												310	N	Md.-East. Shore	3 0
<hr/>															
LAST 10 GAMES															
				156	A	Harvard	3 2	118	H	Princeton	0 3				
				196	A	Dartmouth	3 1	63	A	Brown	1 3				
				175	H	Yale	3 1	175	A	Yale	3 2				
				63	H	Brown	2 3	196	H	Dartmouth	3 1				
				48	H	Pennsylvania	1 3	156	H	Harvard	3 1				

Non-Div. I Games:

Columbia

Average RPI Win: 167		WON-LOST RECORD	WINNING PCT. RANK		LAST 10 GAMES	STRENGTH OF SCHEDULE		OPP. STRENGTH OF SCHEDULE		TEAM RPI	ADJ RPI		CONF. RPI	ADJ CONF. RPI
Average RPI Loss: 87														
DIV. I ONLY		17- 9	.65385	86	5- 5	180		113		99	.53298	103	14	15
DIV. I NON-CONF.		6- 1	.85714	21	0- 0	228		134		84	.55549	84	15	14
TOTALS		RPI 1-25	RPI 26-50		W-L RECORDS	RPI 51-100		RPI 101-150		RPI 150+				
17- 9	0- 1	0- 1		OVERALL	5- 4		2- 2		10- 1					
7- 2	0- 0	0- 0		HOME	3- 0		1- 1		3- 1					
6- 6	0- 1	0- 1		AWAY	1- 3		1- 1		4- 0					
4- 1	0- 0	0- 0		NEUTRAL	1- 1		0- 0		3- 0					
6- 1	0- 0	0- 0		NON-CONFERENCE	1- 1		0- 0		5- 0					
0- 0	0- 0	0- 0		HOME	0- 0		0- 0		0- 0					
2- 0	0- 0	0- 0		AWAY	0- 0		0- 0		2- 0					
4- 1	0- 0	0- 0		NEUTRAL	1- 1		0- 0		3- 0					
11- 8	0- 1	0- 1		CONFERENCE	4- 3		2- 2		5- 1					
7- 2	0- 0	0- 0		HOME	3- 0		1- 1		3- 1					
4- 6	0- 1	0- 1		AWAY	1- 3		1- 1		2- 0					
0- 0	0- 0	0- 0		NEUTRAL	0- 0		0- 0		0- 0					
RPI S	Opponent	Score	RPI S	Opponent	Score	RPI S	Opponent	Score	RPI S	Opponent	Score			
22 A	Northern Ill.	1 3	42 A	Ball St.	0 3	54 N	Temple	3 2	106 H	Toledo	2 3			
						70 N	Missouri	0 3	111 A	Eastern Mich.	3 2			
						80 A	Bowling Green	1 3	115 A	Kent St.	2 3			
						80 H	Bowling Green	3 0	115 H	Kent St.	3 2			
						95 A	Western Mich.	3 1	152 H	Ohio	0 3			
						95 H	Western Mich.	3 2	170 A	Virginia Tech	3 0			
						98 A	Miami (Ohio)	0 3	183 N	UMBC	3 0			
						98 A	Miami (Ohio)	1 3	185 N	East Caro.	3 0			
						98 H	Miami (Ohio)	3 1	205 A	Marshall	3 0			
									205 H	Marshall	3 0			
									210 A	West Virginia	3 0			
									230 H	Central Mich.	3 1			
									256 A	Buffalo	3 1			
									256 H	Buffalo	3 0			
									284 N	Wagner	3 0			
LAST 10 GAMES														
			98 A	Miami (Ohio)	1 3		98 H	Miami (Ohio)	3 1					
			115 A	Kent St.	2 3		205 A	Marshall	3 0					
			152 H	Ohio	0 3		22 A	Northern Ill.	1 3					
			256 A	Buffalo	3 1		95 A	Western Mich.	3 1					
			80 A	Bowling Green	1 3		256 H	Buffalo	3 0					

Non-Div. I Games:

Akron

Average RPI Win:	204	WON-LOST RECORD	WINNING PCT. RANK	LAST 10 GAMES	STRENGTH OF SCHEDULE	OPP. STRENGTH OF SCHEDULE	TEAM RPI	ADJ RPI	CONF. RPI	ADJ CONF. RPI	
DIV. I ONLY		21- 11	.65625 83	8- 2	166	173	106	.53009 104	26	25	
DIV. I NON-CONF.		7- 8	.46667 181	1- 1	87	113	128	.51746 131	21	21	
<hr/>											
TOTALS	RPI 1-25	RPI 26-50		W-L RECORDS	RPI 51-100		RPI 101-150		RPI 150+		
21- 11	0- 2	0- 3		OVERALL	2- 1		3- 3		16- 2		
11- 4	0- 0	0- 1		HOME	0- 0		2- 2		9- 1		
8- 4	0- 1	0- 0		AWAY	0- 1		1- 1		7- 1		
2- 3	0- 1	0- 2		NEUTRAL	2- 0		0- 0		0- 0		
<hr/>											
7- 8	0- 2	0- 3		NON-CONFERENCE	2- 1		0- 0		5- 2		
3- 2	0- 0	0- 1		HOME	0- 0		0- 0		3- 1		
2- 3	0- 1	0- 0		AWAY	0- 1		0- 0		2- 1		
2- 3	0- 1	0- 2		NEUTRAL	2- 0		0- 0		0- 0		
<hr/>											
14- 3	0- 0	0- 0		CONFERENCE	0- 0		3- 3		11- 0		
8- 2	0- 0	0- 0		HOME	0- 0		2- 2		6- 0		
6- 1	0- 0	0- 0		AWAY	0- 0		1- 1		5- 0		
0- 0	0- 0	0- 0		NEUTRAL	0- 0		0- 0		0- 0		
<hr/>											
RPI S	Opponent	Score	RPI S	Opponent	Score	RPI S	Opponent	Score	RPI S	Opponent	Score
3 N	Southern California	0 3	44 N	Loyola (Ill.)	0 3	68 N	Alabama	3 2	101 A	Radford	0 3
19 A	Xavier	2 3	45 H	William & Mary	0 3	79 N	Fairfield	3 2	101 H	Radford	3 0
			49 N	San Diego	0 3	81 A	San Diego St.	0 3	101 H	Radford	2 3
									132 A	Winthrop	3 2
									132 H	Winthrop	3 1
									132 H	Winthrop	2 3
									159 H	James Madison	2 3
									170 A	Virginia Tech	3 0
									170 H	Virginia Tech	3 1
									202 A	Coastal Caro.	3 2
									202 H	Coastal Caro.	3 1
									202 H	Coastal Caro.	3 1
									207 A	N.C. A&T	3 1
									231 A	Charleston So.	3 2
									231 H	Charleston So.	3 1
									244 A	UNC Asheville	3 0
									244 H	UNC Asheville	3 0
									254 A	Birmingham-So.	1 3
									254 H	Birmingham-So.	3 0
									281 A	High Point	3 1
									281 H	High Point	3 0
									282 H	UNC Greensboro	3 0
									289 A	Elon	3 2
									289 H	Elon	3 0
LAST 10 GAMES			LAST 10 GAMES			LAST 10 GAMES			LAST 10 GAMES		
3 N	Southern California	0 3	231 A	Charleston So.	3 2	3 N	Southern California	0 3	231 A	Charleston So.	3 2
101 H	Radford	3 0	101 H	Radford	2 3	101 H	Radford	2 3	101 H	Radford	2 3
132 H	Winthrop	3 1	289 H	Elon	3 0	132 H	Winthrop	3 1	289 H	Elon	3 0
202 H	Coastal Caro.	3 1	282 H	UNC Greensboro	3 0	202 H	Coastal Caro.	3 1	282 H	UNC Greensboro	3 0
202 A	Coastal Caro.	3 2	244 H	UNC Asheville	3 0	202 A	Coastal Caro.	3 2	244 H	UNC Asheville	3 0

Non-Div. I Games:

Liberty

Average RPI Win:	187	WON-LOST	WINNING	LAST 10	STRENGTH OF	OPP. STRENGTH	TEAM	ADJ	CONF.	ADJ CONF.							
Average RPI Loss:	93	RECORD	PCT. RANK	GAMES	SCHEDULE	OF SCHEDULE	RPI	RPI	RPI	RPI							
DIV. I ONLY	17- 7	.70833	61	6- 4	220	158	104	.52768	105	17	17						
DIV. I NON-CONF.	8- 0	1	1	0- 0	254	209	72	.5679	75	18	18						
<hr/>																	
TOTALS	RPI 1-25	RPI 26-50		W-L RECORDS		RPI 51-100		RPI 101-150		RPI 150+							
17- 7	0- 0	0- 0		OVERALL		3- 5		2- 1		12- 1							
7- 3	0- 0	0- 0		HOME		1- 2		0- 1		6- 0							
8- 4	0- 0	0- 0		AWAY		1- 3		1- 0		6- 1							
2- 0	0- 0	0- 0		NEUTRAL		1- 0		1- 0		0- 0							
<hr/>																	
8- 0	0- 0	0- 0		NON-CONFERENCE		1- 0		0- 0		7- 0							
3- 0	0- 0	0- 0		HOME		0- 0		0- 0		3- 0							
4- 0	0- 0	0- 0		AWAY		0- 0		0- 0		4- 0							
1- 0	0- 0	0- 0		NEUTRAL		1- 0		0- 0		0- 0							
<hr/>																	
9- 7	0- 0	0- 0		CONFERENCE		2- 5		2- 1		5- 1							
4- 3	0- 0	0- 0		HOME		1- 2		0- 1		3- 0							
4- 4	0- 0	0- 0		AWAY		1- 3		1- 0		2- 1							
1- 0	0- 0	0- 0		NEUTRAL		0- 0		1- 0		0- 0							
<hr/>																	
RPI S	Opponent	Score	RPI S	Opponent	Score	RPI S	Opponent	Score	RPI S	Opponent	Score						
						57 A	Eastern Wash.	3 2	148 A	Weber St.	3 2						
						57 H	Eastern Wash.	2 3	148 H	Weber St.	0 3						
						58 A	Sacramento St.	0 3	148 N	Weber St.	3 1						
						58 A	Sacramento St.	0 3	180 H	Indiana St.	3 0						
						58 H	Sacramento St.	3 1	181 A	Gonzaga	3 1						
						69 A	Northern Ariz.	2 3	186 H	Denver	3 0						
						69 H	Northern Ariz.	2 3	190 A	Idaho St.	2 3						
						98 N	Miami (Ohio)	3 0	190 H	Idaho St.	3 0						
									198 H	TCU	3 0						
									219 A	Montana	3 1						
									219 H	Montana	3 0						
									225 A	Valparaiso	3 1						
									225 A	Valparaiso	3 0						
									272 A	Portland St.	3 2						
									272 H	Portland St.	3 0						
									305 A	Chicago St.	3 0						
						<hr/>											
									LAST 10 GAMES								
									58 A Sacramento St.			0 3	190 A Idaho St.			2 3	
			148 N Weber St.			3 1	148 A Weber St.			3 2							
			219 A Montana			3 1	272 H Portland St.			3 0							
			58 H Sacramento St.			3 1	57 H Eastern Wash.			2 3							
			69 H Northern Ariz.			2 3	219 H Montana			3 0							

Non-Div. I Games: IPFW 3 0

Montana St.

Average RPI Win: 177		WON-LOST RECORD		WINNING PCT. RANK		LAST 10 GAMES		STRENGTH OF SCHEDULE		OPP. STRENGTH OF SCHEDULE		TEAM RPI		ADJ RPI		CONF. RPI		ADJ CONF. RPI	
DIV. I ONLY		16- 11		.59259 111		5- 5		121		146		105		.52739 106		14		15	
DIV. I NON-CONF.		6- 2		.75 46		1- 0		246		212		143		.50488 143		15		14	
TOTALS		RPI 1-25		RPI 26-50		W-L RECORDS		RPI 51-100		RPI 101-150		RPI 150+							
16- 11		0- 4		0- 2		OVERALL		4- 2		3- 1		9- 2							
12- 3		0- 2		0- 1		HOME		3- 0		2- 0		7- 0							
3- 8		0- 2		0- 1		AWAY		1- 2		1- 1		1- 2							
1- 0		0- 0		0- 0		NEUTRAL		0- 0		0- 0		1- 0							
6- 2		0- 1		0- 0		NON-CONFERENCE		1- 0		0- 0		5- 1							
5- 1		0- 1		0- 0		HOME		1- 0		0- 0		4- 0							
0- 1		0- 0		0- 0		AWAY		0- 0		0- 0		0- 1							
1- 0		0- 0		0- 0		NEUTRAL		0- 0		0- 0		1- 0							
10- 9		0- 3		0- 2		CONFERENCE		3- 2		3- 1		4- 1							
7- 2		0- 1		0- 1		HOME		2- 0		2- 0		3- 0							
3- 7		0- 2		0- 1		AWAY		1- 2		1- 1		1- 1							
0- 0		0- 0		0- 0		NEUTRAL		0- 0		0- 0		0- 0							
RPI S	Opponent		Score		RPI S	Opponent		Score		RPI S	Opponent		Score		RPI S	Opponent		Score	
21 H	Notre Dame		2	3	42 A	Ball St.		0	3	80 A	Bowling Green		3	0	103 A	Akron		3	2
22 A	Northern Ill.		0	3	42 H	Ball St.		1	3	80 H	Bowling Green		3	2	111 A	Eastern Mich.		0	3
22 A	Northern Ill.		0	3						90 H	Western Ky.		3	0	111 H	Eastern Mich.		3	1
22 H	Northern Ill.		1	3						95 A	Western Mich.		2	3	115 H	Kent St.		3	0
										95 H	Western Mich.		3	0	152 A	Ohio		1	3
										98 A	Miami (Ohio)		0	3	162 N	Texas-San Antonio		3	1
															187 A	Wichita St.		0	3
															201 H	Cleveland St.		3	1
															205 H	Marshall		3	2
															230 A	Central Mich.		3	0
															230 H	Central Mich.		3	1
															256 H	Buffalo		3	0
															273 H	IUPUI		3	0
															293 H	Oakland		3	0
															305 H	Chicago St.		3	1
LAST 10 GAMES																			
					22 A	Northern Ill.		0	3	230 H	Central Mich.		3	1					
					80 A	Bowling Green		3	0	152 A	Ohio		1	3					
					111 A	Eastern Mich.		0	3	115 H	Kent St.		3	0					
					95 H	Western Mich.		3	0	273 H	IUPUI		3	0					
					42 H	Ball St.		1	3	22 A	Northern Ill.		0	3					

Non-Div. I Games: IPFW 3 2

Toledo

Average RPI Win: 188		WON-LOST	WINNING	LAST 10	STRENGTH OF		OPP. STRENGTH	TEAM	ADJ	CONF.	ADJ CONF.
Average RPI Loss: 120		RECORD	PCT. RANK	GAMES	SCHEDULE		OF SCHEDULE	RPI	RPI	RPI	RPI
DIV. I ONLY		17- 9	.65385	86	4- 4		158	182	107	.52716	107
DIV. I NON-CONF.		8- 4	.66667	86	0- 0		220	268	159	.4911	157
TOTALS		RPI 1-25	RPI 26-50		W-L RECORDS		RPI 51-100		RPI 101-150		RPI 150+
17- 9	0- 0	1- 1		OVERALL		1- 2		3- 4		12- 2	
8- 3	0- 0	0- 1		HOME		1- 0		1- 1		6- 1	
6- 4	0- 0	1- 0		AWAY		0- 1		1- 2		4- 1	
3- 2	0- 0	0- 0		NEUTRAL		0- 1		1- 1		2- 0	
8- 4	0- 0	0- 0		NON-CONFERENCE		0- 1		1- 2		7- 1	
3- 1	0- 0	0- 0		HOME		0- 0		0- 0		3- 1	
2- 1	0- 0	0- 0		AWAY		0- 0		0- 1		2- 0	
3- 2	0- 0	0- 0		NEUTRAL		0- 1		1- 1		2- 0	
9- 5	0- 0	1- 1		CONFERENCE		1- 1		2- 2		5- 1	
5- 2	0- 0	0- 1		HOME		1- 0		1- 1		3- 0	
4- 3	0- 0	1- 0		AWAY		0- 1		1- 1		2- 1	
0- 0	0- 0	0- 0		NEUTRAL		0- 0		0- 0		0- 0	
RPI S	Opponent	Score	RPI S	Opponent	Score	RPI S	Opponent	Score	RPI S	Opponent	Score
			48 A	Pennsylvania	3 0	63 A	Brown	0 3	102 A	Columbia	0 3
			48 H	Pennsylvania	0 3	63 H	Brown	3 0	102 H	Columbia	3 0
						87 N	Memphis	0 3	115 A	Kent St.	0 3
									118 A	Princeton	3 2
									118 H	Princeton	0 3
									120 N	Robert Morris	2 3
									137 N	Boston College	3 1
									156 A	Harvard	3 2
									156 H	Harvard	3 0
									175 A	Yale	0 3
									175 H	Yale	3 2
									196 A	Dartmouth	3 2
									196 H	Dartmouth	3 1
									220 N	La Salle	3 2
									233 H	Fairleigh Dickinson	3 0
									246 H	Stony Brook	3 0
									255 H	Manhattan	2 3
									257 A	Colgate	3 0
									284 A	Wagner	3 0
									296 N	Long Island	3 0
									308 H	St. Francis (Pa.)	3 0
			LAST 10 GAMES								
			196 A	Dartmouth	3 2	48 H	Pennsylvania	0 3			
			156 A	Harvard	3 2	175 A	Yale	0 3			
			63 H	Brown	3 0	63 A	Brown	0 3			
			175 H	Yale	3 2	156 H	Harvard	3 0			
			118 H	Princeton	0 3	196 H	Dartmouth	3 1			

Non-Div. I Games:

Cornell

Average RPI Win: 165		WON-LOST RECORD		WINNING PCT. RANK		LAST 10 GAMES		STRENGTH OF SCHEDULE		OPP. STRENGTH OF SCHEDULE		TEAM RPI		ADJ RPI		CONF. RPI		ADJ CONF. RPI	
DIV. I ONLY		11- 14		.44 177		2- 8		53		60		119		.52688 108		7		7	
DIV. I NON-CONF.		6- 4		.6 119		0- 2		124		131		112		.53898 107		9		9	
TOTALS		RPI 1-25		RPI 26-50		W-L RECORDS		RPI 51-100		RPI 101-150		RPI 150+							
11- 14		0- 3		0- 3		OVERALL		2- 6		3- 2		6- 0							
6- 6		0- 1		0- 1		HOME		0- 2		1- 2		5- 0							
3- 7		0- 1		0- 2		AWAY		2- 4		0- 0		1- 0							
2- 1		0- 1		0- 0		NEUTRAL		0- 0		2- 0		0- 0							
6- 4		0- 0		0- 1		NON-CONFERENCE		0- 1		3- 2		3- 0							
4- 2		0- 0		0- 0		HOME		0- 0		1- 2		3- 0							
0- 2		0- 0		0- 1		AWAY		0- 1		0- 0		0- 0							
2- 0		0- 0		0- 0		NEUTRAL		0- 0		2- 0		0- 0							
5- 10		0- 3		0- 2		CONFERENCE		2- 5		0- 0		3- 0							
2- 4		0- 1		0- 1		HOME		0- 2		0- 0		2- 0							
3- 5		0- 1		0- 1		AWAY		2- 3		0- 0		1- 0							
0- 1		0- 1		0- 0		NEUTRAL		0- 0		0- 0		0- 0							
RPI	S	Opponent		Score	RPI	S	Opponent		Score	RPI	S	Opponent		Score	RPI	S	Opponent		Score
4	A	Florida		0 3	26	A	Georgia Tech		0 3	61	A	Arkansas		0 3	109	H	Ga. Southern		3 0
4	H	Florida		0 3	27	A	South Carolina		0 3	68	A	Alabama		2 3	111	N	Eastern Mich.		3 1
4	N	Florida		0 3	27	H	South Carolina		0 3	72	A	Tennessee		3 2	129	H	Georgia St.		0 3
										72	H	Tennessee		0 3	130	N	Pittsburgh		3 2
										89	A	LSU		3 0	134	H	Clemson		1 3
										99	A	Michigan		1 3	172	H	UAB		3 1
										100	A	Kentucky		1 3	209	H	Mississippi		3 0
										100	H	Kentucky		1 3	214	H	Jacksonville		3 0
															221	H	Mississippi St.		3 0
															222	H	Eastern Ky.		3 1
															268	A	Auburn		3 0
LAST 10 GAMES																			
26	A	Georgia Tech		0 3	27	H	South Carolina		0 3	61	A	Arkansas		0 3					
4	N	Florida		0 3						89	A	LSU		3 0					
72	A	Tennessee		3 2	4	A	Florida		0 3										
100	A	Kentucky		1 3	4	H	Florida		0 3										
129	H	Georgia St.		0 3															

Non-Div. I Games:

Georgia

Ga. Southern

Through Games Of 2001 Final

Average RPI Win: 186		WON-LOST RECORD		WINNING PCT. RANK		LAST 10 GAMES		STRENGTH OF SCHEDULE		OPP. STRENGTH OF SCHEDULE		TEAM RPI		ADJ RPI		CONF. RPI		ADJ CONF. RPI	
DIV. I ONLY		22- 12		.64706 90		6- 4		135		188		98		.52596 109		19		19	
DIV. I NON-CONF.		5- 5		.5 149		1- 1		199		172		193		.47081 196		20		20	
TOTALS		RPI 1-25		RPI 26-50		W-L RECORDS		RPI 51-100		RPI 101-150		RPI 150+							
22- 12		0- 1		0- 0		OVERALL		3- 3		7- 4		12- 4							
10- 3		0- 0		0- 0		HOME		1- 1		2- 1		7- 1							
8- 5		0- 0		0- 0		AWAY		1- 1		3- 3		4- 1							
4- 4		0- 1		0- 0		NEUTRAL		1- 1		2- 0		1- 2							
5- 5		0- 1		0- 0		NON-CONFERENCE		0- 0		2- 2		3- 2							
2- 0		0- 0		0- 0		HOME		0- 0		0- 0		2- 0							
2- 2		0- 0		0- 0		AWAY		0- 0		1- 2		1- 0							
1- 3		0- 1		0- 0		NEUTRAL		0- 0		1- 0		0- 2							
17- 7		0- 0		0- 0		CONFERENCE		3- 3		5- 2		9- 2							
8- 3		0- 0		0- 0		HOME		1- 1		2- 1		5- 1							
6- 3		0- 0		0- 0		AWAY		1- 1		2- 1		3- 1							
3- 1		0- 0		0- 0		NEUTRAL		1- 1		1- 0		1- 0							
RPI S	Opponent	Score		RPI S	Opponent	Score		RPI S	Opponent	Score		RPI S	Opponent	Score					
10 N	Pepperdine	0 3						53 A	Col. of Charleston	0 3		108 A	Georgia	0 3					
								53 H	Col. of Charleston	2 3		117 A	Western Caro.	1 3					
								53 N	Col. of Charleston	3 1		117 H	Western Caro.	3 1					
								78 A	East Tenn. St.	3 0		129 N	Georgia St.	3 0					
								78 H	East Tenn. St.	3 0		132 A	Winthrop	3 1					
								78 N	East Tenn. St.	2 3		135 A	Kansas	0 3					
												146 A	Davidson	3 1					
												146 H	Davidson	3 0					
												150 A	Furman	3 2					
												150 H	Furman	2 3					
												150 N	Furman	3 2					
												154 A	Chattanooga	2 3					
												154 H	Chattanooga	3 0					
												154 N	Chattanooga	3 0					
												194 A	Wofford	3 0					
												194 H	Wofford	2 3					
												219 N	Montana	0 3					
												227 H	Mercer	3 0					
												236 N	Portland	0 3					
												262 A	Stetson	3 1					
												262 H	Stetson	3 0					
												265 H	Appalachian St.	3 0					
												265 H	Appalachian St.	3 0					
												282 A	UNC Greensboro	3 0					
												282 H	UNC Greensboro	3 0					
												285 A	Citadel	3 0					
												285 H	Citadel	3 0					
LAST 10 GAMES																			
10 N	Pepperdine	0 3		194 H	Wofford	2 3		265 H	Appalachian St.	3 0		282 A	UNC Greensboro	3 0					
154 N	Chattanooga	3 0		146 A	Davidson	3 1		282 H	UNC Greensboro	3 0		285 A	Citadel	3 0					
53 N	Col. of Charleston	3 1		282 A	UNC Greensboro	3 0		227 H	Mercer	3 0		285 H	Citadel	3 0					
150 N	Furman	3 2		227 H	Mercer	3 0		117 A	Western Caro.	1 3									
150 H	Furman	2 3		117 A	Western Caro.	1 3													

Non-Div. I Games:

Ga. Southern

Average RPI Win: 167		WON-LOST RECORD		WINNING PCT. RANK		LAST 10 GAMES		STRENGTH OF SCHEDULE		OPP. STRENGTH OF SCHEDULE		TEAM RPI		ADJ RPI		CONF. RPI		ADJ CONF. RPI	
DIV. I ONLY		15- 10		.6 106		7- 3		188		62		115		.52575 110		15		14	
DIV. I NON-CONF.		7- 4		.63636 102		1- 0		150		77		101		.54368 99		12		11	
TOTALS		RPI 1-25		RPI 26-50		W-L RECORDS		RPI 51-100		RPI 101-150		RPI 150+							
15- 10		0- 4		2- 3		OVERALL		1- 1		1- 1		11- 1							
7- 7		0- 2		1- 2		HOME		1- 1		0- 1		5- 1							
6- 3		0- 2		1- 1		AWAY		0- 0		0- 0		5- 0							
2- 0		0- 0		0- 0		NEUTRAL		0- 0		1- 0		1- 0							
7- 4		0- 2		1- 0		NON-CONFERENCE		1- 1		1- 1		4- 0							
4- 3		0- 1		1- 0		HOME		1- 1		0- 1		2- 0							
1- 1		0- 1		0- 0		AWAY		0- 0		0- 0		1- 0							
2- 0		0- 0		0- 0		NEUTRAL		0- 0		1- 0		1- 0							
8- 6		0- 2		1- 3		CONFERENCE		0- 0		0- 0		7- 1							
3- 4		0- 1		0- 2		HOME		0- 0		0- 0		3- 1							
5- 2		0- 1		1- 1		AWAY		0- 0		0- 0		4- 0							
0- 0		0- 0		0- 0		NEUTRAL		0- 0		0- 0		0- 0							
RPI	S	Opponent		Score		RPI	S	Opponent		Score		RPI	S	Opponent		Score			
10	A	Pepperdine		1 3		32	A	Santa Clara		0 3		81	H	San Diego St.		3 0			
10	H	Pepperdine		0 3		32	H	Santa Clara		0 3		93	H	Arizona St.		1 3			
18	H	Utah		1 3		41	H	UC Santa Barb.		3 0									
25	A	Colorado		0 3		49	A	San Diego		3 1									
						49	H	San Diego		0 3									
</																			

Non-Div. I Games:

Loyola Marymount

Average RPI Win:		180	WON-LOST RECORD		WINNING PCT. RANK		LAST 10 GAMES		STRENGTH OF SCHEDULE		OPP. STRENGTH OF SCHEDULE		TEAM RPI		ADJ RPI		CONF. RPI		ADJ CONF. RPI		
Average RPI Loss:		85																			
DIV. I ONLY			18- 10		.64286 93		6- 4		206		136		118		.5246 111		14		15		
DIV. I NON-CONF.			7- 2		.77778 37		2- 0		299		210		196		.47547 188		15		14		
TOTALS		RPI 1-25		RPI 26-50		W-L RECORDS		RPI 51-100		RPI 101-150		RPI 150+									
18- 10		1- 1		1- 2		OVERALL		2- 3		3- 3		11- 1									
9- 2		1- 0		1- 0		HOME		1- 1		1- 1		5- 0									
6- 7		0- 1		0- 2		AWAY		1- 2		1- 1		4- 1									
3- 1		0- 0		0- 0		NEUTRAL		0- 0		1- 1		2- 0									
7- 2		0- 0		0- 0		NON-CONFERENCE		0- 1		1- 1		6- 0									
2- 0		0- 0		0- 0		HOME		0- 0		0- 0		2- 0									
2- 1		0- 0		0- 0		AWAY		0- 1		0- 0		2- 0									
3- 1		0- 0		0- 0		NEUTRAL		0- 0		1- 1		2- 0									
11- 8		1- 1		1- 2		CONFERENCE		2- 2		2- 2		5- 1									
7- 2		1- 0		1- 0		HOME		1- 1		1- 1		3- 0									
4- 6		0- 1		0- 2		AWAY		1- 1		1- 1		2- 1									
0- 0		0- 0		0- 0		NEUTRAL		0- 0		0- 0		0- 0									
RPI	S	Opponent		Score		RPI	S	Opponent		Score		RPI	S	Opponent		Score					
22	A	Northern Ill.		0 3		42	A	Ball St.		1 3		80	H	Bowling Green		2 3		103	H	Akron	2 3
22	H	Northern Ill.		3 1		42	A	Ball St.		1 3		95	A	Western Mich.		3 2		106	A	Toledo	1 3
						42	H	Ball St.		3 0		95	H	Western Mich.		3 0		106	H	Toledo	3 0
												98	A	Miami (Ohio)		2 3		108	N	Georgia	1 3
												99	A	Michigan		0 3		115	A	Kent St.	3 1
																		130	N	Pittsburgh	3 2
																		152	A	Ohio	2 3
																		152	H	Ohio	3 0
																		201	H	Cleveland St.	3 0
																		205	H	Marshall	3 0
																		230	A	Central Mich.	3 1
																		230	H	Central Mich.	3 1
																		232	N	North Carolina St.	3 0
																		256	A	Buffalo	3 0
																		270	N	Jacksonville St.	3 0
																		273	A	IUPUI	3 0
																		293	A	Oakland	3 0
																		293	H	Oakland	3 0
LAST 10 GAMES																					
						42	A	Ball St.		1 3		256	A	Buffalo		3 0					
						106	H	Toledo		3 0		293	H	Oakland		3 0					
						293	A	Oakland		3 0		42	A	Ball St.		1 3					
						22	A	Northern Ill.		0 3		98	A	Miami (Ohio)		2 3					
						230	A	Central Mich.		3 1		95	H	Western Mich.		3 0					

Non-Div. I Games: IPFW 3 0

Eastern Mich.

Wake Forest

Through Games Of 2001 Final

Average RPI Win: 166		WON-LOST	WINNING	LAST 10	STRENGTH OF		OPP. STRENGTH	TEAM	ADJ	CONF.	ADJ CONF.		
Average RPI Loss: 64		RECORD	PCT. RANK	GAMES	SCHEDULE		OF SCHEDULE	RPI	RPI	RPI	RPI		
DIV. I ONLY		19- 11	.63333	96	7- 3		198	87	110	.52368	112	4	4
DIV. I NON-CONF.		9- 4	.69231	79	3- 1		256	168	156	.48966	159	7	7
TOTALS		RPI 1-25	RPI 26-50		W-L RECORDS		RPI 51-100		RPI 101-150		RPI 150+		
19- 11	0- 0	2- 8		OVERALL		1- 0		8- 1		8- 2			
10- 3	0- 0	1- 3		HOME		0- 0		5- 0		4- 0			
7- 7	0- 0	1- 5		AWAY		1- 0		3- 1		2- 1			
2- 1	0- 0	0- 0		NEUTRAL		0- 0		0- 0		2- 1			
9- 4	0- 0	0- 1		NON-CONFERENCE		1- 0		2- 1		6- 2			
5- 0	0- 0	0- 0		HOME		0- 0		2- 0		3- 0			
2- 3	0- 0	0- 1		AWAY		1- 0		0- 1		1- 1			
2- 1	0- 0	0- 0		NEUTRAL		0- 0		0- 0		2- 1			
10- 7	0- 0	2- 7		CONFERENCE		0- 0		6- 0		2- 0			
5- 3	0- 0	1- 3		HOME		0- 0		3- 0		1- 0			
5- 4	0- 0	1- 4		AWAY		0- 0		3- 0		1- 0			
0- 0	0- 0	0- 0		NEUTRAL		0- 0		0- 0		0- 0			
RPI S	Opponent	Score	RPI S	Opponent	Score	RPI S	Opponent	Score	RPI S	Opponent	Score		
			26 A	Georgia Tech	1 3	68 A	Alabama	3 0	101 A	Radford	0 3		
			26 H	Georgia Tech	2 3				125 A	Maryland	3 1		
			27 A	South Carolina	0 3				125 H	Maryland	3 1		
			28 A	North Carolina	3 1				134 A	Clemson	3 2		
			28 H	North Carolina	1 3				134 H	Clemson	3 0		
			31 A	Duke	2 3				140 A	Virginia	3 0		
			31 H	Duke	2 3				140 H	Virginia	3 0		
			36 A	Florida St.	0 3				147 H	Northwestern	3 0		
			36 A	Florida St.	0 3				150 H	Furman	3 0		
			36 H	Florida St.	3 2				176 A	Wyoming	0 3		
									185 H	East Caro.	3 0		
									190 N	Idaho St.	0 3		
									221 H	Mississippi St.	3 0		
									232 A	North Carolina St.	3 0		
									232 H	North Carolina St.	3 0		
									241 N	Oklahoma	3 0		
									248 N	Middle Tenn.	3 0		
									282 H	UNC Greensboro	3 0		
									289 A	Elon	3 0		
LAST 10 GAMES													
			248 N	Middle Tenn.	3 0	289 A	Elon	3 0					
			68 A	Alabama	3 0	140 H	Virginia	3 0					
			36 A	Florida St.	0 3	36 H	Florida St.	3 2					
			27 A	South Carolina	0 3	125 H	Maryland	3 1					
			31 H	Duke	2 3	28 A	North Carolina	3 1					

Non-Div. I Games:

Wake Forest

Average RPI Win:	177	WON-LOST	WINNING	LAST 10	STRENGTH OF	OPP. STRENGTH	TEAM	ADJ	CONF.	ADJ CONF.		
Average RPI Loss:	58	RECORD	PCT. RANK	GAMES	SCHEDULE	OF SCHEDULE	RPI	RPI	RPI	RPI		
DIV. I ONLY	15- 11	.57692	122	5- 5	151	75	114	.52318	113	6	5	
DIV. I NON-CONF.	6- 2	.75	46	0- 0	182	2	44	.60653	47	2	2	
<hr/>												
TOTALS	RPI 1-25	RPI 26-50		W-L RECORDS		RPI 51-100		RPI 101-150		RPI 150+		
15- 11	0- 4	0- 2		OVERALL		2- 3		2- 1		11- 1		
5- 4	0- 2	0- 1		HOME		1- 0		0- 1		4- 0		
6- 6	0- 2	0- 1		AWAY		0- 2		2- 0		4- 1		
4- 1	0- 0	0- 0		NEUTRAL		1- 1		0- 0		3- 0		
<hr/>												
6- 2	0- 0	0- 0		NON-CONFERENCE		1- 2		1- 0		4- 0		
0- 0	0- 0	0- 0		HOME		0- 0		0- 0		0- 0		
2- 1	0- 0	0- 0		AWAY		0- 1		1- 0		1- 0		
4- 1	0- 0	0- 0		NEUTRAL		1- 1		0- 0		3- 0		
<hr/>												
9- 9	0- 4	0- 2		CONFERENCE		1- 1		1- 1		7- 1		
5- 4	0- 2	0- 1		HOME		1- 0		0- 1		4- 0		
4- 5	0- 2	0- 1		AWAY		0- 1		1- 0		3- 1		
0- 0	0- 0	0- 0		NEUTRAL		0- 0		0- 0		0- 0		
<hr/>												
RPI S	Opponent	Score	RPI S	Opponent	Score	RPI S	Opponent	Score	RPI S	Opponent	Score	
6 A	Long Beach St.	0 3	41 A	UC Santa Barb.	0 3	52 N	Brigham Young	2 3	110 A	Loyola Marymount	3 2	
6 H	Long Beach St.	1 3	41 H	UC Santa Barb.	0 3	59 A	Utah St.	1 3	141 A	Cal St. Northridge	3 1	
16 A	Pacific (Cal.)	0 3				59 H	Utah St.	3 2	141 H	Cal St. Northridge	0 3	
16 H	Pacific (Cal.)	1 3				60 N	Rhode Island	3 2	160 A	Idaho	3 0	
						66 A	Baylor	1 3	160 H	Idaho	3 0	
									193 A	Cal St. Fullerton	3 0	
									193 H	Cal St. Fullerton	3 1	
									195 A	UC Riverside	2 3	
									195 H	UC Riverside	3 0	
									204 N	North Texas	3 1	
									206 A	UC Irvine	3 0	
									206 H	UC Irvine	3 0	
									226 N	Tex.-Pan American	3 0	
									235 A	St. Mary's (Cal.)	3 1	
									309 N	Centenary (La.)	3 0	
<hr/>												
LAST 10 GAMES												
206 H UC Irvine						3	0	41 H UC Santa Barb.				0 3
6 H Long Beach St.						1	3	59 A Utah St.				1 3
193 H Cal St. Fullerton						3	1	160 A Idaho				3 0
195 H UC Riverside						3	0	6 A Long Beach St.				0 3
16 A Pacific (Cal.)						0	3	206 A UC Irvine				3 0

Non-Div. I Games:

Cal Poly

Average RPI Win:		169	WON-LOST	WINNING	LAST 10	STRENGTH OF		OPP. STRENGTH	TEAM	ADJ	CONF.	ADJ CONF.
Average RPI Loss:		67	RECORD	PCT. RANK	GAMES	SCHEDULE		OF SCHEDULE	RPI	RPI	RPI	RPI
DIV. I ONLY		15- 11		.57692	122	6- 4		160	70	116	.5219	114
DIV. I NON-CONF.		7- 3		.7	70	1- 1		214	119	120	.52417	124
TOTALS		RPI 1-25		RPI 26-50		W-L RECORDS		RPI 51-100		RPI 101-150		RPI 150+
15- 11	0- 2		0- 3	OVERALL		3- 3		2- 2		10- 1		
9- 4	0- 1		0- 1	HOME		2- 1		2- 0		5- 1		
5- 6	0- 1		0- 2	AWAY		1- 2		0- 1		4- 0		
1- 1	0- 0		0- 0	NEUTRAL		0- 0		0- 1		1- 0		
7- 3	0- 0		0- 1	NON-CONFERENCE		2- 0		1- 1		4- 1		
5- 1	0- 0		0- 0	HOME		1- 0		1- 0		3- 1		
1- 1	0- 0		0- 1	AWAY		1- 0		0- 0		0- 0		
1- 1	0- 0		0- 0	NEUTRAL		0- 0		0- 1		1- 0		
8- 8	0- 2		0- 2	CONFERENCE		1- 3		1- 1		6- 0		
4- 3	0- 1		0- 1	HOME		1- 1		1- 0		2- 0		
4- 5	0- 1		0- 1	AWAY		0- 2		0- 1		4- 0		
0- 0	0- 0		0- 0	NEUTRAL		0- 0		0- 0		0- 0		
RPI S	Opponent	Score	RPI S	Opponent	Score	RPI S	Opponent	Score	RPI S	Opponent	Score	
19 A	Xavier	0 3	39 A	Dayton	0 3	54 A	Temple	0 3	116 N	California	0 3	
19 H	Xavier	0 3	39 H	Dayton	1 3	54 H	Temple	0 3	122 H	New Hampshire	3 0	
			47 A	Connecticut	0 3	60 A	Rhode Island	0 3	138 A	Duquesne	1 3	
						60 H	Rhode Island	3 0	138 H	Duquesne	3 1	
						79 A	Fairfield	3 2	153 A	George Washington	3 1	
						83 H	Northeastern	3 0	153 H	George Washington	3 0	
									156 H	Harvard	1 3	
									196 H	Dartmouth	3 1	
									198 N	TCU	3 0	
									203 A	Fordham	3 0	
									203 H	Fordham	3 2	
									220 A	La Salle	3 0	
									220 A	La Salle	3 0	
									249 H	Providence	3 0	
									256 H	Buffalo	3 1	
LAST 10 GAMES												
			138 H	Duquesne	3 1	39 A	Dayton	0 3				
			203 A	Fordham	3 0	249 H	Providence	3 0				
			153 A	George Washington	3 1	220 A	La Salle	3 0				
			60 H	Rhode Island	3 0	54 H	Temple	0 3				
			19 A	Xavier	0 3	156 H	Harvard	1 3				

Non-Div. I Games:

Massachusetts

Average RPI Win:	170	WON-LOST	WINNING	LAST 10	STRENGTH OF	OPP. STRENGTH	TEAM	ADJ	CONF.	ADJ CONF.			
Average RPI Loss:	95	RECORD	PCT. RANK	GAMES	SCHEDULE	OF SCHEDULE	RPI	RPI	RPI	RPI			
DIV. I ONLY	15- 12	.55556	133	4- 5	118	144	117	.52186	115	14	15		
DIV. I NON-CONF.	6- 3	.66667	86	1- 1	152	182	113	.5293	116	15	14		
<hr/>													
TOTALS	RPI 1-25	RPI 26-50		W-L RECORDS	RPI 51-100		RPI 101-150		RPI 150+				
15- 12	0- 2	1- 0		OVERALL	2- 5		2- 4		10- 1				
8- 7	0- 1	1- 0		HOME	1- 3		2- 2		4- 1				
5- 5	0- 1	0- 0		AWAY	0- 2		0- 2		5- 0				
2- 0	0- 0	0- 0		NEUTRAL	1- 0		0- 0		1- 0				
<hr/>													
6- 3	0- 0	0- 0		NON-CONFERENCE	1- 1		1- 1		4- 1				
3- 3	0- 0	0- 0		HOME	0- 1		1- 1		2- 1				
1- 0	0- 0	0- 0		AWAY	0- 0		0- 0		1- 0				
2- 0	0- 0	0- 0		NEUTRAL	1- 0		0- 0		1- 0				
<hr/>													
9- 9	0- 2	1- 0		CONFERENCE	1- 4		1- 3		6- 0				
5- 4	0- 1	1- 0		HOME	1- 2		1- 1		2- 0				
4- 5	0- 1	0- 0		AWAY	0- 2		0- 2		4- 0				
0- 0	0- 0	0- 0		NEUTRAL	0- 0		0- 0		0- 0				
<hr/>													
RPI S	Opponent	Score	RPI S	Opponent	Score	RPI S	Opponent	Score	RPI S	Opponent	Score		
22 A	Northern Ill.	1 3	42 H	Ball St.	3 1	80 A	Bowling Green	2 3	103 A	Akron	2 3		
22 H	Northern Ill.	1 3				80 H	Bowling Green	2 3	103 H	Akron	3 2		
						83 N	Northeastern	3 1	106 A	Toledo	0 3		
						87 H	Memphis	2 3	107 H	Cornell	3 0		
						95 H	Western Mich.	2 3	111 H	Eastern Mich.	1 3		
						98 A	Miami (Ohio)	2 3	120 H	Robert Morris	2 3		
						98 H	Miami (Ohio)	3 2	152 A	Ohio	3 2		
									152 H	Ohio	3 0		
									177 A	Syracuse	3 0		
									201 H	Cleveland St.	3 2		
									205 A	Marshall	3 1		
									210 H	West Virginia	1 3		
									220 H	La Salle	3 0		
									230 A	Central Mich.	3 2		
									256 A	Buffalo	3 2		
									256 H	Buffalo	3 1		
									269 N	Albany (N.Y.)	3 0		
<hr/>													
LAST 10 GAMES													
103 H Akron						3	2	201 H Cleveland St.				3	2
80 H Bowling Green						2	3	106 A Toledo				0	3
256 A Buffalo						3	2	22 A Northern Ill.				1	3
210 H West Virginia						1	3	98 H Miami (Ohio)				3	2
98 A Miami (Ohio)						2	3	256 H Buffalo				3	1

Non-Div. I Games:	IPFW	3	2
-------------------	------	---	---

Kent St.

California

Through Games Of 2001 Final

Average RPI Win:	156	WON-LOST RECORD	WINNING PCT. RANK	LAST 10 GAMES	STRENGTH OF SCHEDULE	OPP. STRENGTH OF SCHEDULE	TEAM RPI	ADJ RPI	CONF. RPI	ADJ CONF. RPI		
Average RPI Loss:	37											
DIV. I ONLY		10- 18	.35714	218	3- 7	39	9	122	.52078	116	1	1
DIV. I NON-CONF.		7- 3	.7	70	2- 0	135	121	81	.56137	80	1	1
<hr/>												
TOTALS	RPI 1-25	RPI 26-50			W-L RECORDS	RPI 51-100		RPI 101-150			RPI 150+	
10- 18	0- 8	1- 6			OVERALL	0- 3		4- 1			5- 0	
6- 9	0- 4	1- 2			HOME	0- 3		2- 0			3- 0	
2- 9	0- 4	0- 4			AWAY	0- 0		0- 1			2- 0	
2- 0	0- 0	0- 0			NEUTRAL	0- 0		2- 0			0- 0	
<hr/>												
7- 3	0- 0	1- 2			NON-CONFERENCE	0- 1		3- 0			3- 0	
4- 1	0- 0	1- 0			HOME	0- 1		1- 0			2- 0	
1- 2	0- 0	0- 2			AWAY	0- 0		0- 0			1- 0	
2- 0	0- 0	0- 0			NEUTRAL	0- 0		2- 0			0- 0	
<hr/>												
3- 15	0- 8	0- 4			CONFERENCE	0- 2		1- 1			2- 0	
2- 8	0- 4	0- 2			HOME	0- 2		1- 0			1- 0	
1- 7	0- 4	0- 2			AWAY	0- 0		0- 1			1- 0	
0- 0	0- 0	0- 0			NEUTRAL	0- 0		0- 0			0- 0	
<hr/>												
RPI S	Opponent	Score	RPI S	Opponent	Score	RPI S	Opponent	Score	RPI S	Opponent	Score	
1 A	Stanford	0 3	32 H	Santa Clara	3 2	72 H	Tennessee	0 3	114 N	Massachusetts	3 0	
1 H	Stanford	0 3	34 A	Washington St.	0 3	93 H	Arizona St.	2 3	122 N	New Hampshire	3 1	
3 A	Southern California	0 3	34 H	Washington St.	1 3	93 H	Arizona St.	1 3	123 A	Washington	0 3	
3 H	Southern California	0 3	37 A	San Jose St.	0 3				123 H	Washington	3 0	
5 A	Arizona	0 3	46 A	Oregon St.	0 3				145 H	Fla. Atlantic	3 0	
5 H	Arizona	1 3	46 H	Oregon St.	1 3				166 A	Oregon	3 1	
8 A	UCLA	0 3	47 A	Connecticut	2 3				166 H	Oregon	3 0	
8 H	UCLA	0 3							188 A	San Francisco	3 0	
									235 H	St. Mary's (Cal.)	3 0	
									268 H	Auburn	3 0	
<hr/>												
LAST 10 GAMES												
			93 H	Arizona St.	2 3	3 H	Southern California	0 3				
			268 H	Auburn	3 0	8 H	UCLA	0 3				
			188 A	San Francisco	3 0	46 A	Oregon St.	0 3				
			93 H	Arizona St.	1 3	166 A	Oregon	3 1				
			5 A	Arizona	0 3	1 A	Stanford	0 3				

Non-Div. I Games:

California

Average RPI Win:		200	WON-LOST RECORD		WINNING PCT. RANK		LAST 10 GAMES		STRENGTH OF SCHEDULE		OPP. STRENGTH OF SCHEDULE		TEAM RPI		ADJ RPI		CONF. RPI		ADJ CONF. RPI				
DIV. I ONLY			20- 11		.64516	91	7- 3		189		170		113		.52065	117	19		19				
DIV. I NON-CONF.			5- 5		.5	149	1- 0		160		141		161		.48932	160	20		20				
TOTALS		RPI 1-25		RPI 26-50				W-L RECORDS		RPI 51-100				RPI 101-150				RPI 150+					
20- 11		0- 1		0- 1				OVERALL		1- 3				6- 4				13- 2					
14- 1		0- 0		0- 0				HOME		1- 1				4- 0				9- 0					
6- 6		0- 0		0- 0				AWAY		0- 2				2- 3				4- 1					
0- 4		0- 1		0- 1				NEUTRAL		0- 0				0- 1				0- 1					
5- 5		0- 1		0- 1				NON-CONFERENCE		0- 0				1- 2				4- 1					
5- 0		0- 0		0- 0				HOME		0- 0				1- 0				4- 0					
0- 2		0- 0		0- 0				AWAY		0- 0				0- 2				0- 0					
0- 3		0- 1		0- 1				NEUTRAL		0- 0				0- 0				0- 1					
15- 6		0- 0		0- 0				CONFERENCE		1- 3				5- 2				9- 1					
9- 1		0- 0		0- 0				HOME		1- 1				3- 0				5- 0					
6- 4		0- 0		0- 0				AWAY		0- 2				2- 1				4- 1					
0- 1		0- 0		0- 0				NEUTRAL		0- 0				0- 1				0- 0					
RPI	S	Opponent		Score		RPI	S	Opponent		Score		RPI	S	Opponent		Score		RPI	S	Opponent		Score	
6	N	Long Beach St.		0	3	43	N	American		0	3	53	A	Col. of Charleston		0	3	109	A	Ga. Southern		1	3
												53	H	Col. of Charleston		2	3	109	H	Ga. Southern		3	1
												78	A	East Tenn. St.		1	3	129	A	Georgia St.		1	3
												78	H	East Tenn. St.		3	2	132	H	Winthrop		3	1
																		143	A	UNLV		0	3
																		146	A	Davidson		3	0
																		146	H	Davidson		3	0
																		146	N	Davidson		1	3
																		150	A	Furman		3	1
																		150	H	Furman		3	0
																		154	A	Chattanooga		3	2
																		154	H	Chattanooga		3	0
																		170	H	Virginia Tech		3	0
																		181	N	Gonzaga		0	3
																		194	A	Wofford		1	3
																		194	H	Wofford		3	0
																		218	H	Evansville		3	2
																		244	H	UNC Asheville		3	0
																		265	A	Appalachian St.		3	0
																		265	H	Appalachian St.		3	0
																		282	A	UNC Greensboro		3	1
																		282	H	UNC Greensboro		3	0
																		285	A	Citadel		3	0
																		285	H	Citadel		3	0
																		289	H	Elon		3	1
LAST 10 GAMES																							
																		146	N	Davidson		1	3
																		154	H	Chattanooga		3	0
																		109	H	Ga. Southern		3	1
																		146	A	Davidson		3	0
																		282	H	UNC Greensboro		3	0

Non-Div. I Games: Gardner-Webb 3 1

Western Caro.

Average RPI Win: 176		WON-LOST	WINNING	LAST 10	STRENGTH OF		OPP. STRENGTH	TEAM	ADJ	CONF.	ADJ CONF.
Average RPI Loss: 126		RECORD	PCT. RANK	GAMES	SCHEDULE		OF SCHEDULE	RPI	RPI	RPI	RPI
DIV. I ONLY		13- 7	.65	89	7- 2		173	165	109	.51947	118
DIV. I NON-CONF.		4- 2	.66667	86	0- 0		291	292	222	.43699	224
TOTALS		RPI 1-25	RPI 26-50		W-L RECORDS		RPI 51-100		RPI 101-150		RPI 150+
13- 7	0- 0		1- 1		OVERALL		1- 1		2- 3		9- 2
3- 4	0- 0		0- 1		HOME		1- 0		0- 2		2- 1
6- 3	0- 0		1- 0		AWAY		0- 1		2- 1		3- 1
4- 0	0- 0		0- 0		NEUTRAL		0- 0		0- 0		4- 0
4- 2	0- 0		0- 0		NON-CONFERENCE		0- 0		0- 1		4- 1
0- 0	0- 0		0- 0		HOME		0- 0		0- 0		0- 0
0- 2	0- 0		0- 0		AWAY		0- 0		0- 1		0- 1
4- 0	0- 0		0- 0		NEUTRAL		0- 0		0- 0		4- 0
9- 5	0- 0		1- 1		CONFERENCE		1- 1		2- 2		5- 1
3- 4	0- 0		0- 1		HOME		1- 0		0- 2		2- 1
6- 1	0- 0		1- 0		AWAY		0- 1		2- 0		3- 0
0- 0	0- 0		0- 0		NEUTRAL		0- 0		0- 0		0- 0
RPI S	Opponent	Score	RPI S	Opponent	Score	RPI S	Opponent	Score	RPI S	Opponent	Score
			48 A	Pennsylvania	3 2	63 A	Brown	0 3	102 A	Columbia	3 0
			48 H	Pennsylvania	1 3	63 H	Brown	3 1	102 H	Columbia	1 3
									107 A	Cornell	3 0
									107 H	Cornell	2 3
									126 A	St. John's (N.Y.)	2 3
									156 A	Harvard	3 0
									156 H	Harvard	0 3
									175 A	Yale	3 2
									175 H	Yale	3 1
									196 A	Dartmouth	3 0
									196 H	Dartmouth	3 0
									233 N	Fairleigh Dickinson	3 0
									234 N	Hartford	3 2
									279 A	Rider	2 3
									296 N	Long Island	3 1
									307 N	Vermont	3 0
			LAST 10 GAMES								
			175 A	Yale	3 2	107 A	Cornell	3 0			
			63 A	Brown	0 3	102 A	Columbia	3 0			
			48 A	Pennsylvania	3 2	156 A	Harvard	3 0			
			196 H	Dartmouth	3 0	196 A	Dartmouth	3 0			
			156 H	Harvard	0 3	175 H	Yale	3 1			
Non-Div. I Games:	Indiana (PA)	1 3	Charleston (WV)	3 1	Juniata	0 3	Pace	3 0	Princeton		

Average RPI Win:	275	WON-LOST	WINNING	LAST 10	STRENGTH OF	OPP. STRENGTH	TEAM	ADJ	CONF.	ADJ CONF.				
Average RPI Loss:	186	RECORD	PCT. RANK	GAMES	SCHEDULE	OF SCHEDULE	RPI	RPI	RPI	RPI				
DIV. I ONLY	28- 3	.90323	7	9- 1	282	307	112	.51846	119	29	29			
DIV. I NON-CONF.	1- 1	.5	149	0- 0	297	296	268	.38856	259	32	32			
<hr/>														
TOTALS	RPI 1-25	RPI 26-50		W-L RECORDS		RPI 51-100		RPI 101-150		RPI 150+				
28- 3	0- 0	0- 0		OVERALL		0- 0		0- 0		28- 3				
11- 0	0- 0	0- 0		HOME		0- 0		0- 0		11- 0				
8- 2	0- 0	0- 0		AWAY		0- 0		0- 0		8- 2				
9- 1	0- 0	0- 0		NEUTRAL		0- 0		0- 0		9- 1				
<hr/>														
1- 1	0- 0	0- 0		NON-CONFERENCE		0- 0		0- 0		1- 1				
1- 0	0- 0	0- 0		HOME		0- 0		0- 0		1- 0				
0- 1	0- 0	0- 0		AWAY		0- 0		0- 0		0- 1				
0- 0	0- 0	0- 0		NEUTRAL		0- 0		0- 0		0- 0				
<hr/>														
27- 2	0- 0	0- 0		CONFERENCE		0- 0		0- 0		27- 2				
10- 0	0- 0	0- 0		HOME		0- 0		0- 0		10- 0				
8- 1	0- 0	0- 0		AWAY		0- 0		0- 0		8- 1				
9- 1	0- 0	0- 0		NEUTRAL		0- 0		0- 0		9- 1				
<hr/>														
RPI	S	Opponent	Score	RPI	S	Opponent	Score	RPI	S	Opponent	Score			
								173	A	Alabama A&M	1	3		
								173	H	Alabama A&M	3	0		
								173	N	Alabama A&M	3	0		
								173	N	Alabama A&M	3	2		
								173	N	Alabama A&M	0	3		
								213	A	Tex. A&M-Corp. Chris	0	3		
								237	N	Texas Southern	3	1		
								271	H	Prairie View	3	0		
								271	N	Prairie View	3	0		
								271	N	Prairie View	3	2		
								274	A	Southern U.	3	2		
								274	H	Southern U.	3	0		
								274	N	Southern U.	3	0		
								287	A	Alabama St.	3	1		
								287	H	Alabama St.	3	1		
								287	H	Alabama St.	3	0		
								288	A	Jackson St.	3	0		
								288	H	Jackson St.	3	0		
								291	A	Grambling	3	1		
								291	A	Grambling	3	1		
291	H	Grambling	3	1										
LAST 10 GAMES								291	N	Grambling	3	0		
								291	N	Grambling	3	0		
173	N	Alabama A&M	0	3	287	H	Alabama St.	3	0	291	N	Grambling	3	0
271	N	Prairie View	3	2	291	H	Grambling	3	1	292	A	Ark.-Pine Bluff	3	0
274	N	Southern U.	3	0	274	A	Southern U.	3	2	292	A	Ark.-Pine Bluff	3	0
291	A	Grambling	3	1	271	N	Prairie View	3	0	292	H	Ark.-Pine Bluff	3	0
288	H	Jackson St.	3	0	237	N	Texas Southern	3	1	292	H	Ark.-Pine Bluff	3	0

Non-Div. I Games:

Alcorn St.

RPI	S	Opponent	Score	
306	H	Morris Brown	3	0
312	A	Mississippi Val.	3	0
312	H	Mississippi Val.	3	0
312	N	Mississippi Val.	3	0

Alcorn St.

A
l
c
o
r
n
S
t
.

A
l
c
o
r
n
S
t
.

Average RPI Win:	242	WON-LOST RECORD	WINNING PCT. RANK	LAST 10 GAMES	STRENGTH OF SCHEDULE	OPP. STRENGTH OF SCHEDULE	TEAM RPI	ADJ RPI	CONF. RPI	ADJ CONF. RPI				
DIV. I ONLY		29- 6	.82857	18	6- 2	272	270	120	.51782	120	28	28		
DIV. I NON-CONF.		17- 5	.77273	40	1- 1	217	235	118	.52531	119	29	29		
<hr/>														
TOTALS	RPI 1-25	RPI 26-50		W-L RECORDS		RPI 51-100		RPI 101-150		RPI 150+				
29- 6	0- 1	0- 1		OVERALL		1- 1		2- 2		26- 1				
10- 1	0- 0	0- 0		HOME		0- 0		0- 1		10- 0				
9- 4	0- 1	0- 1		AWAY		0- 0		1- 1		8- 1				
10- 1	0- 0	0- 0		NEUTRAL		1- 1		1- 0		8- 0				
<hr/>														
17- 5	0- 1	0- 1		NON-CONFERENCE		1- 1		2- 2		14- 0				
4- 1	0- 0	0- 0		HOME		0- 0		0- 1		4- 0				
6- 3	0- 1	0- 1		AWAY		0- 0		1- 1		5- 0				
7- 1	0- 0	0- 0		NEUTRAL		1- 1		1- 0		5- 0				
<hr/>														
12- 1	0- 0	0- 0		CONFERENCE		0- 0		0- 0		12- 1				
6- 0	0- 0	0- 0		HOME		0- 0		0- 0		6- 0				
3- 1	0- 0	0- 0		AWAY		0- 0		0- 0		3- 1				
3- 0	0- 0	0- 0		NEUTRAL		0- 0		0- 0		3- 0				
<hr/>														
RPI	S	Opponent	Score		RPI	S	Opponent	Score		RPI	S	Opponent	Score	
12	A	Ohio St.	0	3	48	A	Pennsylvania	2	3	83	N	Northeastern	3	2
					87	N	Memphis	1	3	107	N	Cornell	3	2
					115	A	Kent St.	3	2					
					130	A	Pittsburgh	0	3					
					138	H	Duquesne	0	3					
					169	A	Lehigh	3	0					
					183	H	UMBC	3	1					
					183	N	UMBC	3	1					
					199	A	Morgan St.	3	2					
					200	A	Youngstown St.	3	2					
					210	H	West Virginia	3	1					
					220	N	La Salle	3	0					
					223	A	Central Conn. St.	1	3					
					223	N	Central Conn. St.	3	1					
					233	H	Fairleigh Dickinson	3	0					
					252	N	Drexel	3	0					
					258	A	Iona	3	1					
					261	N	Loyola (Md.)	3	0					
					275	A	St. Francis (N.Y.)	3	1					
					279	H	Rider	3	1					
					280	A	Quinnipiac	3	0					
284	H	Wagner	3	1										
LAST 10 GAMES										293	H	Oakland	3	0
12	A	Ohio St.	0	3	200	A	Youngstown St.	3	2	295	H	Sacred Heart	3	0
223	N	Central Conn. St.	3	1	183	H	UMBC	3	1	295	N	Sacred Heart	3	0
183	N	UMBC	3	1	223	A	Central Conn. St.	1	3	296	A	Long Island	3	0
308	H	St. Francis (Pa.)	3	0	280	A	Quinnipiac	3	0	297	H	Delaware St.	3	0
295	H	Sacred Heart	3	0	308	H	St. Francis (Pa.)	3	0	304	A	Lafayette	3	0

Robert Morris

RPI	S	Opponent	Score	
308	H	St. Francis (Pa.)	3	0
308	H	St. Francis (Pa.)	3	0
310	N	Md.-East. Shore	3	0
311	N	Coppin St.	3	0

Robert Morris

R
o
b
e
r
t
M
o
r
r
i
s

R
o
b
e
r
t
M
o
r
r
i
s

Average RPI Win:		207	WON-LOST RECORD		WINNING PCT. RANK	LAST 10 GAMES		STRENGTH OF SCHEDULE	OPP. STRENGTH OF SCHEDULE	TEAM RPI	ADJ RPI	CONF. RPI	ADJ CONF. RPI
Average RPI Loss:		139											
DIV. I ONLY			20-9		.68966 66	6-4		196	231	111	.51676 121	22	21
DIV. I NON-CONF.			6-5		.54545 136	1-2		227	183	199	.46928 200	26	26
TOTALS		RPI 1-25	RPI 26-50		W-L RECORDS		RPI 51-100		RPI 101-150		RPI 150+		
20-9	0-1		0-1		OVERALL		0-1		6-2		14-4		
8-6	0-0		0-0		HOME		0-1		1-2		7-3		
9-2	0-0		0-1		AWAY		0-0		3-0		6-1		
3-1	0-1		0-0		NEUTRAL		0-0		2-0		1-0		
6-5	0-1		0-1		NON-CONFERENCE		0-1		1-1		5-1		
3-3	0-0		0-0		HOME		0-1		0-1		3-1		
1-1	0-0		0-1		AWAY		0-0		0-0		1-0		
2-1	0-1		0-0		NEUTRAL		0-0		1-0		1-0		
14-4	0-0		0-0		CONFERENCE		0-0		5-1		9-3		
5-3	0-0		0-0		HOME		0-0		1-1		4-2		
8-1	0-0		0-0		AWAY		0-0		3-0		5-1		
1-0	0-0		0-0		NEUTRAL		0-0		1-0		0-0		
RPI S	Opponent	Score	RPI S	Opponent	Score	RPI S	Opponent	Score	RPI S	Opponent	Score		
5 N	Arizona	0 3	44 A	Loyola (Ill.)	0 3	62 H	Wright St.	1 3	127 N	Maine	3 0		
									128 A	Tenn.-Martin	3 2		
									128 A	Tenn.-Martin	3 2		
									128 H	Tenn.-Martin	0 3		
									142 H	Ill.-Chicago	0 3		
									144 A	Morehead St.	3 2		
									144 H	Morehead St.	3 0		
									144 N	Morehead St.	3 0		
									151 A	Southeast Mo. St.	3 1		
									151 H	Southeast Mo. St.	3 0		
									179 A	Austin Peay	1 3		
									179 H	Austin Peay	3 0		
									219 H	Montana	3 1		
									222 A	Eastern Ky.	3 2		
									222 H	Eastern Ky.	2 3		
									228 A	Murray St.	3 1		
									228 H	Murray St.	3 1		
									230 H	Central Mich.	2 3		
									238 A	Tennessee Tech	3 0		
									238 H	Tennessee Tech	2 3		
									239 N	Navy	3 0		
									273 A	IUPUI	3 0		
									298 A	Tennessee St.	3 0		
									298 H	Tennessee St.	3 0		
									301 H	Western Ill.	3 0		
									305 H	Chicago St.	3 0		
			LAST 10 GAMES										
5 N	Arizona	0 3	238 H	Tennessee Tech	2 3	298 A	Tennessee St.	3 0	298 H	Tennessee St.	3 0		
128 A	Tenn.-Martin	3 2	301 H	Western Ill.	3 0	301 H	Western Ill.	3 0	305 H	Chicago St.	3 0		
144 N	Morehead St.	3 0	179 A	Austin Peay	1 3	151 H	Southeast Mo. St.	3 0					
179 H	Austin Peay	3 0	142 H	Ill.-Chicago	0 3								
298 H	Tennessee St.	3 0											

Non-Div. I Games: Alas. Fairbanks 3 1

Eastern Ill.

Average RPI Win: 215		WON-LOST	WINNING	LAST 10	STRENGTH OF		OPP. STRENGTH	TEAM	ADJ	CONF.	ADJ CONF.		
Average RPI Loss: 96		RECORD	PCT. RANK	GAMES	SCHEDULE		OF SCHEDULE	RPI	RPI	RPI	RPI		
DIV. I ONLY		18- 9	.66667	77	8- 2		223	186	128	.51641	122	23	22
DIV. I NON-CONF.		9- 7	.5625	129	1- 1		201	265	188	.47843	183	24	25
TOTALS		RPI 1-25	RPI 26-50		W-L RECORDS		RPI 51-100		RPI 101-150		RPI 150+		
18- 9	0- 0	0- 1		OVERALL		1- 5		4- 2		13- 1			
10- 3	0- 0	0- 0		HOME		1- 2		2- 0		7- 1			
5- 4	0- 0	0- 1		AWAY		0- 2		2- 1		3- 0			
3- 2	0- 0	0- 0		NEUTRAL		0- 1		0- 1		3- 0			
9- 7	0- 0	0- 1		NON-CONFERENCE		0- 3		2- 2		7- 1			
4- 3	0- 0	0- 0		HOME		0- 2		1- 0		3- 1			
2- 3	0- 0	0- 1		AWAY		0- 1		1- 1		1- 0			
3- 1	0- 0	0- 0		NEUTRAL		0- 0		0- 1		3- 0			
9- 2	0- 0	0- 0		CONFERENCE		1- 2		2- 0		6- 0			
6- 0	0- 0	0- 0		HOME		1- 0		1- 0		4- 0			
3- 1	0- 0	0- 0		AWAY		0- 1		1- 0		2- 0			
0- 1	0- 0	0- 0		NEUTRAL		0- 1		0- 0		0- 0			
RPI S	Opponent	Score	RPI S	Opponent	Score	RPI S	Opponent	Score	RPI S	Opponent	Score		
			47 A	Connecticut	0 3	79 H	Fairfield	2 3	114 A	Massachusetts	0 3		
						83 A	Northeastern	2 3	116 N	California	1 3		
						83 H	Northeastern	3 2	127 A	Maine	3 0		
						83 N	Northeastern	1 3	127 H	Maine	3 1		
						91 A	Towson	1 3	137 A	Boston College	3 2		
						91 H	Towson	1 3	137 H	Boston College	3 1		
									156 H	Harvard	1 3		
									196 N	Dartmouth	3 1		
									198 N	TCU	3 1		
									234 H	Hartford	3 0		
									234 H	Hartford	3 0		
									246 A	Stony Brook	3 1		
									246 H	Stony Brook	3 0		
									252 A	Drexel	3 0		
									252 H	Drexel	3 0		
									256 N	Buffalo	3 2		
									269 A	Albany (N.Y.)	3 0		
									269 H	Albany (N.Y.)	3 0		
									307 H	Vermont	3 0		
									307 H	Vermont	3 0		
			LAST 10 GAMES										
			83 N	Northeastern	1 3	252 A	Drexel	3 0					
			269 H	Albany (N.Y.)	3 0	91 A	Towson	1 3					
			83 H	Northeastern	3 2	127 A	Maine	3 0					
			234 H	Hartford	3 0	246 A	Stony Brook	3 1					
			246 H	Stony Brook	3 0	234 H	Hartford	3 0					

Non-Div. I Games:

New Hampshire

Average RPI Win:		172	WON-LOST	WINNING	LAST 10	STRENGTH OF		OPP. STRENGTH	TEAM	ADJ	CONF.	ADJ CONF.
Average RPI Loss:		33	RECORD	PCT. RANK	GAMES	SCHEDULE		OF SCHEDULE	RPI	RPI	RPI	RPI
DIV. I ONLY		11- 16		.40741	195	2- 8		89	8	131	.51475	123
DIV. I NON-CONF.		7- 2		.77778	37	1- 0		245	140	124	.52522	120
TOTALS		RPI 1-25		RPI 26-50		W-L RECORDS		RPI 51-100		RPI 101-150		RPI 150+
11- 16		0- 8		0- 4		OVERALL		1- 3		2- 1		8- 0
5- 9		0- 4		0- 2		HOME		0- 3		1- 0		4- 0
4- 7		0- 4		0- 2		AWAY		1- 0		0- 1		3- 0
2- 0		0- 0		0- 0		NEUTRAL		0- 0		1- 0		1- 0
7- 2		0- 0		0- 0		NON-CONFERENCE		0- 2		1- 0		6- 0
3- 2		0- 0		0- 0		HOME		0- 2		0- 0		3- 0
2- 0		0- 0		0- 0		AWAY		0- 0		0- 0		2- 0
2- 0		0- 0		0- 0		NEUTRAL		0- 0		1- 0		1- 0
4- 14		0- 8		0- 4		CONFERENCE		1- 1		1- 1		2- 0
2- 7		0- 4		0- 2		HOME		0- 1		1- 0		1- 0
2- 7		0- 4		0- 2		AWAY		1- 0		0- 1		1- 0
0- 0		0- 0		0- 0		NEUTRAL		0- 0		0- 0		0- 0
RPI S	Opponent	Score	RPI S	Opponent	Score	RPI S	Opponent	Score	RPI S	Opponent	Score	
1 A	Stanford	0 3	34 A	Washington St.	0 3	52 H	Brigham Young	0 3	116 A	California	0 3	
1 H	Stanford	1 3	34 H	Washington St.	0 3	67 H	Texas	1 3	116 H	California	3 0	
3 A	Southern California	0 3	46 A	Oregon St.	0 3	93 A	Arizona St.	3 1	142 N	Ill.-Chicago	3 0	
3 H	Southern California	0 3	46 H	Oregon St.	2 3	93 H	Arizona St.	1 3	157 N	Southeastern La.	3 0	
5 A	Arizona	2 3							160 H	Idaho	3 0	
5 H	Arizona	1 3							166 A	Oregon	3 0	
8 A	UCLA	2 3							166 H	Oregon	3 0	
8 H	UCLA	1 3							186 A	Denver	3 2	
									212 H	Purdue	3 1	
									236 H	Portland	3 1	
									260 A	Air Force	3 0	
LAST 10 GAMES												
			34 H	Washington St.	0 3	166 H	Oregon	3 0				
			93 H	Arizona St.	1 3	46 H	Oregon St.	2 3				
			5 H	Arizona	1 3	116 A	California	0 3				
			8 A	UCLA	2 3	1 A	Stanford	0 3				
			3 A	Southern California	0 3	236 H	Portland	3 1				

Non-Div. I Games:

Washington

Average RPI Win:	186	WON-LOST RECORD	WINNING PCT. RANK	LAST 10 GAMES	STRENGTH OF SCHEDULE	OPP. STRENGTH OF SCHEDULE	TEAM RPI	ADJ RPI	CONF. RPI	ADJ CONF. RPI	
Average RPI Loss:	75										
DIV. I ONLY		11- 14	.44 177	5- 5	63	126	132	.51467 124	10	10	
DIV. I NON-CONF.		6- 5	.54545 136	1- 1	37	23	47	.60324 51	6	6	
<hr/>											
TOTALS	RPI 1-25	RPI 26-50		W-L RECORDS	RPI 51-100		RPI 101-150		RPI 150+		
11- 14	0- 2	0- 1		OVERALL	1- 8		2- 2		8- 1		
4- 4	0- 0	0- 0		HOME	0- 3		1- 1		3- 0		
3- 7	0- 1	0- 1		AWAY	0- 3		1- 1		2- 1		
4- 3	0- 1	0- 0		NEUTRAL	1- 2		0- 0		3- 0		
<hr/>											
6- 5	0- 1	0- 0		NON-CONFERENCE	1- 3		2- 0		2- 1		
1- 1	0- 0	0- 0		HOME	0- 1		1- 0		0- 0		
1- 2	0- 0	0- 0		AWAY	0- 1		1- 0		0- 1		
3- 2	0- 1	0- 0		NEUTRAL	1- 1		0- 0		2- 0		
<hr/>											
6- 9	0- 1	0- 1		CONFERENCE	0- 5		0- 2		6- 0		
3- 3	0- 0	0- 0		HOME	0- 2		0- 1		3- 0		
2- 5	0- 1	0- 1		AWAY	0- 2		0- 1		2- 0		
1- 1	0- 0	0- 0		NEUTRAL	0- 1		0- 0		1- 0		
<hr/>											
RPI S	Opponent	Score	RPI S	Opponent	Score	RPI S	Opponent	Score	RPI S	Opponent	Score
9 A	Hawaii	1 3	37 A	San Jose St.	2 3	55 H	Nevada	1 3	132 A	Southern Methodist	1 3
13 N	Northern Iowa	1 3				55 N	Nevada	0 3	132 H	Southern Methodist	1 3
						65 A	Texas Tech	0 3	139 A	New Mexico St.	3 1
						65 H	Texas Tech	1 3	139 H	New Mexico St.	3 0
						71 A	Fresno St.	1 3	152 N	Ohio	3 2
						74 A	Rice	0 3	163 N	McNeese St.	3 1
						74 H	Rice	2 3	188 A	New Mexico	0 3
						82 N	Lamar	3 0	192 A	Tulsa	3 0
						86 N	Stephen F. Austin	1 3	192 H	Tulsa	3 0
									243 A	Louisiana Tech	3 2
									243 H	Louisiana Tech	3 0
									243 N	Louisiana Tech	3 0
									253 H	Boise St.	3 1
<hr/>											
LAST 10 GAMES											
139 H	New Mexico St.	3 0	65 H	Texas Tech	1 3						
55 N	Nevada	0 3	132 A	Southern Methodist	1 3						
243 N	Louisiana Tech	3 0	243 A	Louisiana Tech	3 2						
192 H	Tulsa	3 0	243 H	Louisiana Tech	3 0						
74 H	Rice	2 3	132 H	Southern Methodist	1 3						

Non-Div. I Games:

UTEP

Average RPI Win:	140	WON-LOST RECORD	WINNING PCT. RANK	LAST 10 GAMES	STRENGTH OF SCHEDULE	OPP. STRENGTH OF SCHEDULE	TEAM RPI	ADJ RPI	CONF. RPI	ADJ CONF. RPI		
DIV. I ONLY		12- 14	.46154	172	4- 6	87	80	125	.51432	125	4	4
DIV. I NON-CONF.		4- 4	.5	149	0- 0	179	163	178	.48126	174	7	7
<hr/>												
TOTALS	RPI 1-25	RPI 26-50		W-L RECORDS		RPI 51-100		RPI 101-150		RPI 150+		
12- 14	0- 0	4- 7		OVERALL		0- 2		3- 3		5- 2		
6- 4	0- 0	2- 3		HOME		0- 0		2- 1		2- 0		
3- 7	0- 0	1- 3		AWAY		0- 0		1- 2		1- 2		
3- 3	0- 0	1- 1		NEUTRAL		0- 2		0- 0		2- 0		
<hr/>												
4- 4	0- 0	0- 1		NON-CONFERENCE		0- 2		0- 0		4- 1		
1- 1	0- 0	0- 1		HOME		0- 0		0- 0		1- 0		
1- 1	0- 0	0- 0		AWAY		0- 0		0- 0		1- 1		
2- 2	0- 0	0- 0		NEUTRAL		0- 2		0- 0		2- 0		
<hr/>												
8- 10	0- 0	4- 6		CONFERENCE		0- 0		3- 3		1- 1		
5- 3	0- 0	2- 2		HOME		0- 0		2- 1		1- 0		
2- 6	0- 0	1- 3		AWAY		0- 0		1- 2		0- 1		
1- 1	0- 0	1- 1		NEUTRAL		0- 0		0- 0		0- 0		
<hr/>												
RPI S	Opponent	Score	RPI S	Opponent	Score	RPI S	Opponent	Score	RPI S	Opponent	Score	
26	A Georgia Tech	2 3	26	H Georgia Tech	1 3	72	N Tennessee	0 3	112	A Wake Forest	1 3	
26	H Georgia Tech	3 2	80	N Bowling Green	2 3	112	H Wake Forest	3 0	134	A Clemson	3 1	
26	N Georgia Tech	0 3	134	H Clemson	2 3	140	A Virginia	3 2	140	H Virginia	0 3	
28	A North Carolina	3 2	140	H Virginia	3 0	168	A Indiana	3 0	213	N Tex. A&M-Corp. Chris	3 0	
28	H North Carolina	0 3	168	A Indiana	1 3	215	A Southwest Tex. St.	3 0	232	A North Carolina St.	3 0	
28	N North Carolina	0 3	215	A Southwest Tex. St.	3 0	232	H North Carolina St.	3 0	239	H Navy	3 0	
31	A Duke	3 1	232	H North Carolina St.	3 0	249	N Providence	3 0				
31	H Duke	3 2										
36	A Florida St.	2 3										
36	H Florida St.	1 3										
40	H Georgetown	1 3										
<hr/>												
LAST 10 GAMES												
28	N North Carolina	0 3	112	A Wake Forest	1 3							
26	N Georgia Tech	3 2	140	A Virginia	2 3							
26	H Georgia Tech	1 3	28	H North Carolina	3 2							
134	H Clemson	3 1	36	H Florida St.	2 3							
31	A Duke	0 3	232	H North Carolina St.	3 0							

Non-Div. I Games:

Maryland

Average RPI Win:	221	WON-LOST	WINNING	LAST 10	STRENGTH OF	OPP. STRENGTH	TEAM	ADJ	CONF.	ADJ CONF.	
Average RPI Loss:	75	RECORD	PCT. RANK	GAMES	SCHEDULE	OF SCHEDULE	RPI	RPI	RPI	RPI	
DIV. I ONLY	18- 9	.66667	77	3- 7	232	177	133	.51428	126	13	13
DIV. I NON-CONF.	12- 2	.85714	21	1- 1	258	251	127	.52327	126	13	13
<hr/>											
TOTALS	RPI 1-25	RPI 26-50		W-L RECORDS		RPI 51-100		RPI 101-150		RPI 150+	
18- 9	0- 1	0- 3		OVERALL		0- 3		3- 2		15- 0	
9- 3	0- 0	0- 2		HOME		0- 0		1- 1		8- 0	
7- 6	0- 1	0- 1		AWAY		0- 3		2- 1		5- 0	
2- 0	0- 0	0- 0		NEUTRAL		0- 0		0- 0		2- 0	
<hr/>											
12- 2	0- 0	0- 0		NON-CONFERENCE		0- 2		2- 0		10- 0	
6- 0	0- 0	0- 0		HOME		0- 0		1- 0		5- 0	
4- 2	0- 0	0- 0		AWAY		0- 2		1- 0		3- 0	
2- 0	0- 0	0- 0		NEUTRAL		0- 0		0- 0		2- 0	
<hr/>											
6- 7	0- 1	0- 3		CONFERENCE		0- 1		1- 2		5- 0	
3- 3	0- 0	0- 2		HOME		0- 0		0- 1		3- 0	
3- 4	0- 1	0- 1		AWAY		0- 1		1- 1		2- 0	
0- 0	0- 0	0- 0		NEUTRAL		0- 0		0- 0		0- 0	
<hr/>											
RPI S	Opponent	Score	RPI S	Opponent	Score	RPI S	Opponent	Score	RPI S	Opponent	Score
21 A	Notre Dame	0 3	35 H	Rutgers	1 3	75 A	Florida Int'l	2 3	118 H	Princeton	3 2
			40 H	Georgetown	1 3	92 A	Miami (Fla.)	0 3	130 A	Pittsburgh	3 2
			47 A	Connecticut	0 3	97 A	Hofstra	0 3	131 H	Seton Hall	0 3
									137 A	Boston College	2 3
									145 A	Fla. Atlantic	3 0
									170 H	Virginia Tech	3 2
									177 A	Syracuse	3 0
									182 H	Villanova	3 2
									203 H	Fordham	3 1
									208 H	Siena	3 0
									210 A	West Virginia	3 1
									233 H	Fairleigh Dickinson	3 0
									246 N	Stony Brook	3 1
									249 H	Providence	3 0
									255 A	Manhattan	3 1
									256 A	Buffalo	3 0
									294 N	Canisius	3 0
									295 H	Sacred Heart	3 0
									296 A	Long Island	3 0
									307 H	Vermont	3 0
<hr/>											
			LAST 10 GAMES								
			177 A	Syracuse	3 0	137 A	Boston College	2 3			
			21 A	Notre Dame	0 3	208 H	Siena	3 0			
			35 H	Rutgers	1 3	131 H	Seton Hall	0 3			
			182 H	Villanova	3 2	75 A	Florida Int'l	2 3			
			47 A	Connecticut	0 3	92 A	Miami (Fla.)	0 3			

Non-Div. I Games:

St. John's (N.Y.)

Average RPI Win:	224	WON-LOST RECORD	WINNING PCT. RANK	LAST 10 GAMES	STRENGTH OF SCHEDULE	OPP. STRENGTH OF SCHEDULE	TEAM RPI	ADJ RPI	CONF. RPI	ADJ CONF. RPI	
Average RPI Loss:	107										
DIV. I ONLY	17- 11	.60714	103	7- 3	159	219	126	.51395	127	23	22
DIV. I NON-CONF.	10- 7	.58824	122	3- 1	119	306	149	.49567	151	24	25
<hr/>											
TOTALS	RPI 1-25	RPI 26-50		W-L RECORDS	RPI 51-100		RPI 101-150		RPI 150+		
17- 11	0- 0	0- 0		OVERALL	2- 6		0- 4		15- 1		
7- 5	0- 0	0- 0		HOME	1- 2		0- 2		6- 1		
8- 3	0- 0	0- 0		AWAY	1- 2		0- 1		7- 0		
2- 3	0- 0	0- 0		NEUTRAL	0- 2		0- 1		2- 0		
10- 7	0- 0	0- 0		NON-CONFERENCE	1- 4		0- 2		9- 1		
3- 4	0- 0	0- 0		HOME	0- 2		0- 1		3- 1		
5- 1	0- 0	0- 0		AWAY	1- 1		0- 0		4- 0		
2- 2	0- 0	0- 0		NEUTRAL	0- 1		0- 1		2- 0		
7- 4	0- 0	0- 0		CONFERENCE	1- 2		0- 2		6- 0		
4- 1	0- 0	0- 0		HOME	1- 0		0- 1		3- 0		
3- 2	0- 0	0- 0		AWAY	0- 1		0- 1		3- 0		
0- 1	0- 0	0- 0		NEUTRAL	0- 1		0- 0		0- 0		
RPI	S	Opponent	Score	RPI	S	Opponent	Score	RPI	S	Opponent	Score

Non-Div. I Games: Alas. Fairbanks 2 3

Maine

[illegible]

Non-Div. I Games:	IPFW	3	0
-------------------	------	---	---

Tenn.-Martin

RPI	S	Opponent	Score	
298	H	Tennessee St.	3	0
299	A	Lipscomb	3	0
299	H	Lipscomb	3	0

Tenn.-Martin

T
e
n
n
.
-
M
a
r
t
i
n

T
e
n
n
.
-
M
a
r
t
i
n

Average RPI Win: 226		WON-LOST RECORD		WINNING PCT. RANK		LAST 10 GAMES		STRENGTH OF SCHEDULE		OPP. STRENGTH OF SCHEDULE		TEAM RPI		ADJ RPI		CONF. RPI		ADJ CONF. RPI	
DIV. I ONLY		23- 9		.71875 54		6- 4		241		225		123		.51223 129		24		24	
DIV. I NON-CONF.		12- 7		.63158 108		3- 2		206		175		146		.50284 146		23		23	
TOTALS		RPI 1-25		RPI 26-50		W-L RECORDS		RPI 51-100		RPI 101-150		RPI 150+							
23- 9		0- 0		0- 0		OVERALL		1- 3		3- 4		19- 2							
9- 2		0- 0		0- 0		HOME		0- 1		1- 0		8- 1							
10- 5		0- 0		0- 0		AWAY		1- 1		2- 3		7- 1							
4- 2		0- 0		0- 0		NEUTRAL		0- 1		0- 1		4- 0							
12- 7		0- 0		0- 0		NON-CONFERENCE		0- 3		2- 3		10- 1							
5- 1		0- 0		0- 0		HOME		0- 1		1- 0		4- 0							
3- 4		0- 0		0- 0		AWAY		0- 1		1- 2		2- 1							
4- 2		0- 0		0- 0		NEUTRAL		0- 1		0- 1		4- 0							
11- 2		0- 0		0- 0		CONFERENCE		1- 0		1- 1		9- 1							
4- 1		0- 0		0- 0		HOME		0- 0		0- 0		4- 1							
7- 1		0- 0		0- 0		AWAY		1- 0		1- 1		5- 0							
0- 0		0- 0		0- 0		NEUTRAL		0- 0		0- 0		0- 0							
RPI S	Opponent	Score		RPI S	Opponent	Score		RPI S	Opponent	Score		RPI S	Opponent	Score					
								72 H	Tennessee	0	3	108 A	Georgia	3	0				
								78 N	East Tenn. St.	2	3	109 N	Ga. Southern	0	3				
								92 A	Miami (Fla.)	0	3	117 H	Western Caro.	3	1				
								94 A	UCF	3	1	132 A	Winthrop	1	3				
												134 A	Clemson	1	3				
												145 A	Fla. Atlantic	3	2				
												145 A	Fla. Atlantic	2	3				
												156 A	Harvard	1	3				
												178 A	Campbell	3	0				
												196 N	Dartmouth	3	0				
												202 H	Coastal Caro.	3	1				
												211 A	Troy St.	3	0				
												214 H	Jacksonville	3	0				
												227 A	Mercer	3	0				
												229 H	Samford	2	3				
												231 H	Charleston So.	3	0				
												238 A	Tennessee Tech	3	0				
												254 N	Birmingham-So.	3	0				
												262 H	Stetson	3	1				
												270 A	Jacksonville St.	3	0				
												270 H	Jacksonville St.	3	1				
LAST 10 GAMES																			
								134 A	Clemson	1	3	274 N	Southern U.	3	0				
								92 A	Miami (Fla.)	0	3	276 H	Binghamton	3	0				
								94 A	UCF	3	1	277 A	Belmont	3	0				
								145 A	Fla. Atlantic	3	2	277 H	Belmont	3	0				
								229 H	Samford	2	3	287 N	Alabama St.	3	0				
												288 H	Jackson St.	3	0				

Non-Div. I Games: Savannah St. 3 0

Georgia St.

RPI	S	Opponent	Score	
306	A	Morris Brown	3	0

Georgia St.

G
e
o
r
g
i
a
S
t
.

G
e
o
r
g
i
a
S
t
.

Average RPI Win:		154	WON-LOST RECORD		WINNING PCT. RANK		LAST 10 GAMES		STRENGTH OF SCHEDULE		OPP. STRENGTH OF SCHEDULE		TEAM RPI		ADJ RPI		CONF. RPI		ADJ CONF. RPI				
Average RPI Loss:		94																					
DIV. I ONLY			11- 16		.40741 195		4- 6		38		131		129		.51205 130		13		13				
DIV. I NON-CONF.			4- 10		.28571 253		1- 4		48		149		151		.49737 150		13		13				
TOTALS		RPI 1-25		RPI 26-50		W-L RECORDS		RPI 51-100		RPI 101-150		RPI 150+											
11- 16		0- 2		2- 2		OVERALL		0- 5		4- 5		5- 2											
5- 5		0- 1		0- 1		HOME		0- 1		3- 1		2- 1											
3- 8		0- 1		1- 1		AWAY		0- 3		0- 2		2- 1											
3- 3		0- 0		1- 0		NEUTRAL		0- 1		1- 2		1- 0											
4- 10		0- 1		1- 0		NON-CONFERENCE		0- 4		2- 4		1- 1											
1- 2		0- 0		0- 0		HOME		0- 1		1- 0		0- 1											
0- 5		0- 1		0- 0		AWAY		0- 2		0- 2		0- 0											
3- 3		0- 0		1- 0		NEUTRAL		0- 1		1- 2		1- 0											
7- 6		0- 1		1- 2		CONFERENCE		0- 1		2- 1		4- 1											
4- 3		0- 1		0- 1		HOME		0- 0		2- 1		2- 0											
3- 3		0- 0		1- 1		AWAY		0- 1		0- 0		2- 1											
0- 0		0- 0		0- 0		NEUTRAL		0- 0		0- 0		0- 0											
RPI	S	Opponent		Score		RPI	S	Opponent		Score		RPI	S	Opponent		Score							
6	A	Long Beach St.		0	3	35	A	Rutgers		3	1	56	H	George Mason		2	3	108	N	Georgia		2	3
21	H	Notre Dame		0	3	40	A	Georgetown		1	3	68	N	Alabama		2	3	111	N	Eastern Mich.		2	3
						42	N	Ball St.		3	2	75	A	Florida Int'l		0	3	120	H	Robert Morris		3	0
						47	H	Connecticut		1	3	92	A	Miami (Fla.)		1	3	126	H	St. John's (N.Y.)		2	3
												99	A	Michigan		0	3	131	H	Seton Hall		3	2
																		137	H	Boston College		3	0
																		138	A	Duquesne		1	3
																		139	A	New Mexico St.		1	3
																		148	N	Weber St.		3	0
																		170	A	Virginia Tech		1	3
																		177	H	Syracuse		3	0
																		182	A	Villanova		3	0
																		200	H	Youngstown St.		2	3
																		210	H	West Virginia		3	0
																		249	A	Providence		3	0
																		259	N	Nicholls St.		3	1
						LAST 10 GAMES																	
						148	N	Weber St.		3	0	21	H	Notre Dame		0	3						
						6	A	Long Beach St.		0	3	177	H	Syracuse		3	0						
						138	A	Duquesne		1	3	92	A	Miami (Fla.)		1	3						
						182	A	Villanova		3	0	75	A	Florida Int'l		0	3						
						35	A	Rutgers		3	1	56	H	George Mason		2	3						

Non-Div. I Games:

Pittsburgh

Average RPI Win:	208	WON-LOST RECORD	WINNING PCT. RANK	LAST 10 GAMES	STRENGTH OF SCHEDULE	OPP. STRENGTH OF SCHEDULE	TEAM RPI	ADJ RPI	CONF. RPI	ADJ CONF. RPI					
DIV. I ONLY		13- 12	.52	147	6- 4	116	161	134	.51125	131	13	13			
DIV. I NON-CONF.		7- 6	.53846	142	2- 1	116	201	133	.51408	133	13	13			
<hr/>															
TOTALS	RPI 1-25	RPI 26-50		W-L RECORDS		RPI 51-100		RPI 101-150		RPI 150+					
13- 12	0- 1	0- 5		OVERALL		0- 4		2- 1		11- 1					
5- 3	0- 0	0- 2		HOME		0- 1		0- 0		5- 0					
6- 6	0- 1	0- 2		AWAY		0- 1		2- 1		4- 1					
2- 3	0- 0	0- 1		NEUTRAL		0- 2		0- 0		2- 0					
<hr/>															
7- 6	0- 0	0- 2		NON-CONFERENCE		0- 4		0- 0		7- 0					
2- 1	0- 0	0- 0		HOME		0- 1		0- 0		2- 0					
3- 2	0- 0	0- 1		AWAY		0- 1		0- 0		3- 0					
2- 3	0- 0	0- 1		NEUTRAL		0- 2		0- 0		2- 0					
<hr/>															
6- 6	0- 1	0- 3		CONFERENCE		0- 0		2- 1		4- 1					
3- 2	0- 0	0- 2		HOME		0- 0		0- 0		3- 0					
3- 4	0- 1	0- 1		AWAY		0- 0		2- 1		1- 1					
0- 0	0- 0	0- 0		NEUTRAL		0- 0		0- 0		0- 0					
<hr/>															
RPI	S	Opponent	Score	RPI	S	Opponent	Score	RPI	S	Opponent	Score				
21	A	Notre Dame	0 3	35	H	Rutgers	0 3	51	N	Minnesota	0 3	126	A	St. John's (N.Y.)	3 0
				37	N	San Jose St.	0 3	63	N	Brown	2 3	130	A	Pittsburgh	2 3
				40	H	Georgetown	1 3	77	H	St. Peter's	0 3	137	A	Boston College	3 0
				47	A	Connecticut	0 3	81	A	San Diego St.	0 3	169	H	Lehigh	3 0
				49	A	San Diego	0 3					170	H	Virginia Tech	3 1
												177	A	Syracuse	3 1
												182	H	Villanova	3 1
												203	A	Fordham	3 2
												208	H	Siena	3 0
												210	A	West Virginia	1 3
												239	A	Navy	3 0
												249	H	Providence	3 0
												255	A	Manhattan	3 2
												280	N	Quinnipiac	3 0
												310	N	Md.-East. Shore	3 0
<hr/>															
LAST 10 GAMES															
21 A Notre Dame 0 3				47 A Connecticut 0 3											
177 A Syracuse 3 1				126 A St. John's (N.Y.) 3 0											
182 H Villanova 3 1				77 H St. Peter's 0 3											
35 H Rutgers 0 3				169 H Lehigh 3 0											
137 A Boston College 3 0				208 H Siena 3 0											

Non-Div. I Games:

Seton Hall

Average RPI Win:	177	WON-LOST	WINNING	LAST 10	STRENGTH OF	OPP. STRENGTH	TEAM	ADJ	CONF.	ADJ CONF.	
Average RPI Loss:	81	RECORD	PCT. RANK	GAMES	SCHEDULE	OF SCHEDULE	RPI	RPI	RPI	RPI	
DIV. I ONLY	14- 13	.51852	148	7- 3	131	118	135	.51091	132	10	10
DIV. I NON-CONF.	6- 7	.46154	183	1- 1	139	43	138	.50919	138	6	6
<hr/>											
TOTALS	RPI 1-25	RPI 26-50		W-L RECORDS	RPI 51-100		RPI 101-150		RPI 150+		
14- 13	0- 1	1- 3		OVERALL	1- 6		3- 1		9- 2		
7- 4	0- 0	1- 1		HOME	0- 3		2- 0		4- 0		
5- 9	0- 1	0- 2		AWAY	0- 3		1- 1		4- 2		
2- 0	0- 0	0- 0		NEUTRAL	1- 0		0- 0		1- 0		
<hr/>											
6- 7	0- 0	0- 2		NON-CONFERENCE	1- 2		1- 1		4- 2		
3- 2	0- 0	0- 1		HOME	0- 1		1- 0		2- 0		
1- 5	0- 0	0- 1		AWAY	0- 1		0- 1		1- 2		
2- 0	0- 0	0- 0		NEUTRAL	1- 0		0- 0		1- 0		
<hr/>											
8- 6	0- 1	1- 1		CONFERENCE	0- 4		2- 0		5- 0		
4- 2	0- 0	1- 0		HOME	0- 2		1- 0		2- 0		
4- 4	0- 1	0- 1		AWAY	0- 2		1- 0		3- 0		
0- 0	0- 0	0- 0		NEUTRAL	0- 0		0- 0		0- 0		
<hr/>											
RPI S	Opponent	Score	RPI S	Opponent	Score	RPI S	Opponent	Score	RPI S	Opponent	Score
9	A Hawaii	0 3	31	H Duke	0 3	55	A Nevada	1 3	124	A UTEP	3 1
			37	A San Jose St.	0 3	71	H Fresno St.	0 3	124	H UTEP	3 1
			37	H San Jose St.	3 2	74	A Rice	2 3	148	H Weber St.	3 2
			50	A Houston	2 3	74	H Rice	1 3	149	A Texas-Arlington	2 3
						81	N San Diego St.	3 1	155	A Oral Roberts	1 3
						86	A Stephen F. Austin	0 3	158	A Tulane	0 3
						100	H Kentucky	1 3	192	A Tulsa	3 0
									192	H Tulsa	3 0
									198	H TCU	3 1
									202	N Coastal Caro.	3 1
									204	H North Texas	3 1
									241	A Oklahoma	3 0
									243	A Louisiana Tech	3 1
									243	H Louisiana Tech	3 0
									253	A Boise St.	3 0
<hr/>											
LAST 10 GAMES											
50	A Houston	2 3	124	H UTEP	3 1						
37	A San Jose St.	0 3	192	H Tulsa	3 0						
243	A Louisiana Tech	3 1	124	A UTEP	3 1						
74	A Rice	2 3	192	A Tulsa	3 0						
204	H North Texas	3 1	243	H Louisiana Tech	3 0						

Non-Div. I Games:

Southern Methodist

Average RPI Win:	227	WON-LOST	WINNING	LAST 10	STRENGTH OF	OPP. STRENGTH	TEAM	ADJ	CONF.	ADJ CONF.	
Average RPI Loss:	115	RECORD	PCT. RANK	GAMES	SCHEDULE	OF SCHEDULE	RPI	RPI	RPI	RPI	
DIV. I ONLY	21- 12	.63636	94	7- 3	191	227	127	.51091	132	26	25
DIV. I NON-CONF.	8- 8	.5	149	2- 1	66	224	123	.52082	130	21	21
<hr/>											
TOTALS	RPI 1-25	RPI 26-50		W-L RECORDS		RPI 51-100		RPI 101-150		RPI 150+	
21- 12	0- 0	0- 1		OVERALL		0- 2		3- 6		18- 3	
8- 5	0- 0	0- 0		HOME		0- 1		1- 3		7- 1	
10- 4	0- 0	0- 1		AWAY		0- 0		2- 3		8- 0	
3- 3	0- 0	0- 0		NEUTRAL		0- 1		0- 0		3- 2	
<hr/>											
8- 8	0- 0	0- 1		NON-CONFERENCE		0- 2		2- 2		6- 3	
3- 3	0- 0	0- 0		HOME		0- 1		1- 1		2- 1	
4- 2	0- 0	0- 1		AWAY		0- 0		1- 1		3- 0	
1- 3	0- 0	0- 0		NEUTRAL		0- 1		0- 0		1- 2	
<hr/>											
13- 4	0- 0	0- 0		CONFERENCE		0- 0		1- 4		12- 0	
5- 2	0- 0	0- 0		HOME		0- 0		0- 2		5- 0	
6- 2	0- 0	0- 0		AWAY		0- 0		1- 2		5- 0	
2- 0	0- 0	0- 0		NEUTRAL		0- 0		0- 0		2- 0	
<hr/>											
RPI S	Opponent	Score	RPI S	Opponent	Score	RPI S	Opponent	Score	RPI S	Opponent	Score
			30 A	Michigan St.	1 3	78 H	East Tenn. St.	1 3	101 A	Radford	1 3
						80 N	Bowling Green	0 3	101 H	Radford	1 3
									104 A	Liberty	1 3
									104 A	Liberty	3 2
									104 H	Liberty	2 3
									109 H	Ga. Southern	1 3
									117 A	Western Caro.	1 3
									129 H	Georgia St.	3 1
									146 A	Davidson	3 1
									160 N	Idaho	0 3
									165 H	Charlotte	0 3
									178 N	Campbell	3 2
									202 A	Coastal Caro.	3 1
									202 H	Coastal Caro.	3 0
									207 A	N.C. A&T	3 0
									207 H	N.C. A&T	3 0
									227 N	Mercer	1 3
									229 A	Samford	3 2
									231 A	Charleston So.	3 0
									231 H	Charleston So.	3 0
									244 A	UNC Asheville	3 0
									244 H	UNC Asheville	3 0
			LAST 10 GAMES						244 H	UNC Asheville	3 0
			104 A	Liberty	1 3	101 A	Radford	1 3	254 A	Birmingham-So.	3 2
			281 N	High Point	3 0	104 A	Liberty	3 2	254 H	Birmingham-So.	3 0
			244 H	UNC Asheville	3 0	229 A	Samford	3 2	281 A	High Point	3 1
			165 H	Charlotte	0 3	254 A	Birmingham-So.	3 2	281 H	High Point	3 0
			202 H	Coastal Caro.	3 0	231 H	Charleston So.	3 0	281 N	High Point	3 0

Non-Div. I Games:	Gardner-Webb	3	0
-------------------	--------------	---	---

Winthrop

Winthrop

Average RPI Win:		173	WON-LOST RECORD		WINNING PCT. RANK		LAST 10 GAMES		STRENGTH OF SCHEDULE		OPP. STRENGTH OF SCHEDULE		TEAM RPI		ADJ RPI		CONF. RPI		ADJ CONF. RPI	
DIV. I ONLY			11- 17		.39286 200		5- 5		58		96		142		.51077 134		4		4	
DIV. I NON-CONF.			7- 4		.63636 102		3- 0		75		154		73		.5701 72		7		7	
TOTALS		RPI 1-25		RPI 26-50		W-L RECORDS		RPI 51-100		RPI 101-150		RPI 150+								
11- 17		0- 1		0- 10		OVERALL		1- 1		5- 5		5- 0								
7- 8		0- 0		0- 5		HOME		1- 1		3- 2		3- 0								
3- 7		0- 1		0- 4		AWAY		0- 0		2- 2		1- 0								
1- 2		0- 0		0- 1		NEUTRAL		0- 0		0- 1		1- 0								
7- 4		0- 1		0- 1		NON-CONFERENCE		1- 1		3- 1		3- 0								
5- 2		0- 0		0- 1		HOME		1- 1		2- 0		2- 0								
1- 1		0- 1		0- 0		AWAY		0- 0		1- 0		0- 0								
1- 1		0- 0		0- 0		NEUTRAL		0- 0		0- 1		1- 0								
4- 13		0- 0		0- 9		CONFERENCE		0- 0		2- 4		2- 0								
2- 6		0- 0		0- 4		HOME		0- 0		1- 2		1- 0								
2- 6		0- 0		0- 4		AWAY		0- 0		1- 2		1- 0								
0- 1		0- 0		0- 1		NEUTRAL		0- 0		0- 0		0- 0								
RPI	S	Opponent		Score		RPI	S	Opponent		Score		RPI	S	Opponent		Score				
25	A	Colorado		1	3	26	A	Georgia Tech		0	3	62	H	Wright St.		1	3			
						26	H	Georgia Tech		1	3	100	H	Kentucky		3	2			
						27	H	South Carolina		1	3									
						28	A	North Carolina		1	3									
						28	H	North Carolina		0	3									
						28	N	North Carolina		2	3									
						31	A	Duke		1	3									
						31	H	Duke		0	3									
						36	A	Florida St.		0	3									
						36	H	Florida St.		1	3									
LAST 10 GAMES																				
						100	H	Kentucky		3	2	28	H	North Carolina		0	3			
						28	N	North Carolina		2	3	232	H	North Carolina St.		3	0			
						140	A	Virginia		3	2	129	H	Georgia St.		3	1			
						125	A	Maryland		1	3	36	A	Florida St.		0	3			
						150	H	Furman		3	1	26	H	Georgia Tech		1	3			

Non-Div. I Games:

Clemson

Average RPI Win:		185	WON-LOST RECORD		WINNING PCT. RANK		LAST 10 GAMES		STRENGTH OF SCHEDULE		OPP. STRENGTH OF SCHEDULE		TEAM RPI		ADJ RPI		CONF. RPI		ADJ CONF. RPI				
DIV. I ONLY			16- 15		.51613 154		4- 6		161		43		136		.51028 135		2		2				
DIV. I NON-CONF.			10- 1		.90909 8		0- 0		267		187		106		.53831 108		3		3				
TOTALS		RPI 1-25		RPI 26-50				W-L RECORDS				RPI 51-100				RPI 101-150				RPI 150+			
16- 15		1- 7		0- 1				OVERALL				2- 6				1- 0				12- 1			
8- 6		1- 3		0- 0				HOME				1- 3				1- 0				5- 0			
5- 9		0- 4		0- 1				AWAY				1- 3				0- 0				4- 1			
3- 0		0- 0		0- 0				NEUTRAL				0- 0				0- 0				3- 0			
10- 1		0- 0		0- 1				NON-CONFERENCE				0- 0				1- 0				9- 0			
4- 0		0- 0		0- 0				HOME				0- 0				1- 0				3- 0			
3- 1		0- 0		0- 1				AWAY				0- 0				0- 0				3- 0			
3- 0		0- 0		0- 0				NEUTRAL				0- 0				0- 0				3- 0			
6- 14		1- 7		0- 0				CONFERENCE				2- 6				0- 0				3- 1			
4- 6		1- 3		0- 0				HOME				1- 3				0- 0				2- 0			
2- 8		0- 4		0- 0				AWAY				1- 3				0- 0				1- 1			
0- 0		0- 0		0- 0				NEUTRAL				0- 0				0- 0				0- 0			
RPI	S	Opponent		Score		RPI	S	Opponent		Score		RPI	S	Opponent		Score		RPI	S	Opponent		Score	
2	A	Nebraska		0	3	28	A	North Carolina		1	3	65	A	Texas Tech		0	3	109	H	Ga. Southern		3	0
2	H	Nebraska		0	3							65	H	Texas Tech		2	3	165	A	Charlotte		3	0
11	A	Texas A&M		1	3							66	A	Baylor		2	3	187	H	Wichita St.		3	0
11	H	Texas A&M		1	3							66	H	Baylor		2	3	197	A	Iowa St.		3	0
20	A	Kansas St.		0	3							67	A	Texas		0	3	197	H	Iowa St.		3	1
20	H	Kansas St.		0	3							67	H	Texas		3	1	219	H	Montana		3	1
25	A	Colorado		0	3							70	A	Missouri		3	1	232	A	North Carolina St.		3	0
25	H	Colorado		3	1							70	H	Missouri		1	3	236	H	Portland		3	0
																		241	A	Oklahoma		1	3
																		241	H	Oklahoma		3	0
																		248	N	Middle Tenn.		3	0
																		249	N	Providence		3	0
																		250	N	Va. Commonwealth		3	0
																		267	A	UMKC		3	1
LAST 10 GAMES																							
25	A	Colorado		0	3	70	A	Missouri		3	1	20	H	Kansas St.		0	3						
67	H	Texas		3	1							65	A	Texas Tech		0	3						
11	A	Texas A&M		1	3							66	A	Baylor		2	3						
2	H	Nebraska		0	3																		
197	A	Iowa St.		3	0	241	H	Oklahoma		3	0												

Non-Div. I Games:

Kansas

Average RPI Win: 183		WON-LOST	WINNING	LAST 10	STRENGTH OF		OPP. STRENGTH	TEAM	ADJ	CONF.	ADJ CONF.
Average RPI Loss: 65		RECORD	PCT. RANK	GAMES	SCHEDULE		OF SCHEDULE	RPI	RPI	RPI	RPI
DIV. I ONLY		12- 12	.5	156	4- 5		117	103	129	.50925	136
DIV. I NON-CONF.		5- 3	.625	111	1- 0		156	25	81	.55577	83
TOTALS		RPI 1-25	RPI 26-50		W-L RECORDS		RPI 51-100		RPI 101-150		RPI 150+
12- 12	0- 2	0- 5		OVERALL		1- 3		2- 1		9- 1	
9- 3	0- 0	0- 2		HOME		1- 1		1- 0		7- 0	
2- 7	0- 1	0- 2		AWAY		0- 2		0- 1		2- 1	
1- 2	0- 1	0- 1		NEUTRAL		0- 0		1- 0		0- 0	
5- 3	0- 2	0- 0		NON-CONFERENCE		1- 1		0- 0		4- 0	
5- 0	0- 0	0- 0		HOME		1- 0		0- 0		4- 0	
0- 2	0- 1	0- 0		AWAY		0- 1		0- 0		0- 0	
0- 1	0- 1	0- 0		NEUTRAL		0- 0		0- 0		0- 0	
7- 9	0- 0	0- 5		CONFERENCE		0- 2		2- 1		5- 1	
4- 3	0- 0	0- 2		HOME		0- 1		1- 0		3- 0	
2- 5	0- 0	0- 2		AWAY		0- 1		0- 1		2- 1	
1- 1	0- 0	0- 1		NEUTRAL		0- 0		1- 0		0- 0	
RPI S	Opponent	Score	RPI S	Opponent	Score	RPI S	Opponent	Score	RPI S	Opponent	Score
22 N	Northern Ill.	0 3	38 A	Wis.-Milwaukee	0 3	62 A	Wright St.	1 3	142 A	Ill.-Chicago	1 3
23 A	Illinois	0 3	38 H	Wis.-Milwaukee	1 3	62 H	Wright St.	0 3	142 H	Ill.-Chicago	3 2
			44 A	Loyola (Ill.)	0 3	96 H	St. Louis	3 2	142 N	Ill.-Chicago	3 0
			44 H	Loyola (Ill.)	2 3	100 A	Kentucky	1 3	164 A	Wis.-Green Bay	1 3
			44 N	Loyola (Ill.)	2 3				164 H	Wis.-Green Bay	3 2
									171 H	Delaware	3 0
									179 H	Austin Peay	3 2
									200 A	Youngstown St.	3 0
									200 H	Youngstown St.	3 1
									201 A	Cleveland St.	3 0
									201 H	Cleveland St.	3 0
									232 H	North Carolina St.	3 0
									273 H	IUPUI	3 2
			LAST 10 GAMES								
			44 N	Loyola (Ill.)	2 3	273 H	IUPUI	3 2			
			142 N	Ill.-Chicago	3 0	164 H	Wis.-Green Bay	3 2			
			62 A	Wright St.	1 3	38 H	Wis.-Milwaukee	1 3			
			142 A	Ill.-Chicago	1 3	201 A	Cleveland St.	3 0			
			44 A	Loyola (Ill.)	0 3	200 A	Youngstown St.	3 0			

Non-Div. I Games: IPFW

2 3

Butler

Average RPI Win:	214	WON-LOST	WINNING	LAST 10	STRENGTH OF	OPP. STRENGTH	TEAM	ADJ	CONF.	ADJ CONF.		
Average RPI Loss:	89	RECORD	PCT. RANK	GAMES	SCHEDULE	OF SCHEDULE	RPI	RPI	RPI	RPI		
DIV. I ONLY	18- 11	.62069	99	5- 5	215	166	138	.50794	137	13	13	
DIV. I NON-CONF.	13- 4	.76471	45	3- 0	218	215	121	.52658	117	13	13	
<hr/>												
TOTALS	RPI 1-25	RPI 26-50		W-L RECORDS		RPI 51-100		RPI 101-150		RPI 150+		
18- 11	0- 1	0- 3		OVERALL		1- 1		2- 5		15- 1		
9- 4	0- 1	0- 1		HOME		1- 0		1- 2		7- 0		
7- 5	0- 0	0- 2		AWAY		0- 0		1- 2		6- 1		
2- 2	0- 0	0- 0		NEUTRAL		0- 1		0- 1		2- 0		
<hr/>												
13- 4	0- 0	0- 0		NON-CONFERENCE		1- 1		1- 3		11- 0		
6- 1	0- 0	0- 0		HOME		1- 0		0- 1		5- 0		
5- 1	0- 0	0- 0		AWAY		0- 0		1- 1		4- 0		
2- 2	0- 0	0- 0		NEUTRAL		0- 1		0- 1		2- 0		
<hr/>												
5- 7	0- 1	0- 3		CONFERENCE		0- 0		1- 2		4- 1		
3- 3	0- 1	0- 1		HOME		0- 0		1- 1		2- 0		
2- 4	0- 0	0- 2		AWAY		0- 0		0- 1		2- 1		
0- 0	0- 0	0- 0		NEUTRAL		0- 0		0- 0		0- 0		
<hr/>												
RPI	S	Opponent	Score	RPI	S	Opponent	Score	RPI	S	Opponent	Score	
21	H	Notre Dame	0 3	35	A	Rutgers	0 3	57	N	Eastern Wash.	0 3	
				40	A	Georgetown	0 3	83	H	Northeastern	3 1	
				47	H	Connecticut	1 3					
										107	N Cornell	1 3
										122	A New Hampshire	1 3
										122	H New Hampshire	2 3
										126	H St. John's (N.Y.)	3 2
										127	A Maine	3 0
										130	A Pittsburgh	0 3
										131	H Seton Hall	0 3
										156	A Harvard	3 0
										161	N Army	3 0
										170	A Virginia Tech	0 3
										177	H Syracuse	3 1
										182	A Villanova	3 0
										196	H Dartmouth	3 0
										210	A West Virginia	3 1
										223	A Central Conn. St.	3 2
										249	H Providence	3 0
										257	H Colgate	3 1
										261	H Loyola (Md.)	3 0
										269	H Albany (N.Y.)	3 0
										284	A Wagner	3 0
										295	A Sacred Heart	3 0
										296	N Long Island	3 0
										304	H Lafayette	3 0
				LAST 10 GAMES								
				47	H	Connecticut	1 3	131	H	Seton Hall	0 3	
				249	H	Providence	3 0	126	H	St. John's (N.Y.)	3 2	
				40	A	Georgetown	0 3	295	A	Sacred Heart	3 0	
				170	A	Virginia Tech	0 3	83	H	Northeastern	3 1	
				223	A	Central Conn. St.	3 2	130	A	Pittsburgh	0 3	

Non-Div. I Games:

Boston College

Average RPI Win:	188	WON-LOST RECORD	WINNING PCT. RANK	LAST 10 GAMES	STRENGTH OF SCHEDULE	OPP. STRENGTH OF SCHEDULE	TEAM RPI	ADJ RPI	CONF. RPI	ADJ CONF. RPI						
DIV. I ONLY		16- 10	.61538	100	5- 5	230	124	141	.50623	138	8	8				
DIV. I NON-CONF.		8- 2	.8	27	1- 0	292	223	164	.48712	163	11	12				
<hr/>																
TOTALS	RPI 1-25	RPI 26-50		W-L RECORDS		RPI 51-100		RPI 101-150		RPI 150+						
16- 10	1- 1	0- 3		OVERALL		1- 3		3- 1		11- 2						
8- 5	1- 0	0- 1		HOME		0- 2		2- 0		5- 2						
6- 5	0- 1	0- 2		AWAY		1- 1		1- 1		4- 0						
2- 0	0- 0	0- 0		NEUTRAL		0- 0		0- 0		2- 0						
8- 2	0- 0	0- 1		NON-CONFERENCE		0- 0		2- 0		6- 1						
4- 1	0- 0	0- 0		HOME		0- 0		1- 0		3- 1						
2- 1	0- 0	0- 1		AWAY		0- 0		1- 0		1- 0						
2- 0	0- 0	0- 0		NEUTRAL		0- 0		0- 0		2- 0						
8- 8	1- 1	0- 2		CONFERENCE		1- 3		1- 1		5- 1						
4- 4	1- 0	0- 1		HOME		0- 2		1- 0		2- 1						
4- 4	0- 1	0- 1		AWAY		1- 1		0- 1		3- 0						
0- 0	0- 0	0- 0		NEUTRAL		0- 0		0- 0		0- 0						
<hr/>																
RPI	S	Opponent	Score		RPI	S	Opponent	Score		RPI	S	Opponent	Score			
19	A	Xavier	1	3	31	A	Duke	0	3	54	A	Temple	3	1		
19	H	Xavier	3	2	39	A	Dayton	0	3	54	H	Temple	1	3		
					39	H	Dayton	0	3	60	A	Rhode Island	2	3		
										60	H	Rhode Island	1	3		
												114	A	Massachusetts	1	3
												114	H	Massachusetts	3	1
												120	A	Robert Morris	3	0
												130	H	Pittsburgh	3	1
												153	A	George Washington	3	2
												153	H	George Washington	1	3
												200	H	Youngstown St.	3	0
												203	A	Fordham	3	0
												203	H	Fordham	3	0
												210	N	West Virginia	3	0
												220	A	La Salle	3	0
												220	H	La Salle	3	0
												272	H	Portland St.	0	3
												282	N	UNC Greensboro	3	0
												284	A	Wagner	3	0
												286	H	Northwestern St.	3	1
												308	H	St. Francis (Pa.)	3	1
<hr/>																
LAST 10 GAMES																
130	H	Pittsburgh	3	1	19	H	Xavier	3	2							
114	A	Massachusetts	1	3	54	H	Temple	1	3							
60	A	Rhode Island	2	3	220	H	La Salle	3	0							
39	A	Dayton	0	3	153	A	George Washington	3	2							
203	H	Fordham	3	0	60	H	Rhode Island	1	3							

Non-Div. I Games:

Duquesne

Average RPI Win: 203		WON-LOST	WINNING	LAST 10	STRENGTH OF		OPP. STRENGTH	TEAM	ADJ	CONF.	ADJ CONF.
Average RPI Loss: 110		RECORD	PCT. RANK	GAMES	SCHEDULE		OF SCHEDULE	RPI	RPI	RPI	RPI
DIV. I ONLY		19- 11	.63333	96	224		160	137	.50594	139	20
DIV. I NON-CONF.		5- 8	.38462	217	222		102	223	.44489	215	19
TOTALS		RPI 1-25	RPI 26-50		W-L RECORDS		RPI 51-100		RPI 101-150		RPI 150+
19- 11	0- 0		0- 1		OVERALL		2- 4		1- 3		16- 3
10- 4	0- 0		0- 1		HOME		1- 2		1- 1		8- 0
7- 4	0- 0		0- 0		AWAY		1- 0		0- 1		6- 3
2- 3	0- 0		0- 0		NEUTRAL		0- 2		0- 1		2- 0
5- 8	0- 0		0- 1		NON-CONFERENCE		0- 3		1- 3		4- 1
3- 4	0- 0		0- 1		HOME		0- 2		1- 1		2- 0
1- 2	0- 0		0- 0		AWAY		0- 0		0- 1		1- 1
1- 2	0- 0		0- 0		NEUTRAL		0- 1		0- 1		1- 0
14- 3	0- 0		0- 0		CONFERENCE		2- 1		0- 0		12- 2
7- 0	0- 0		0- 0		HOME		1- 0		0- 0		6- 0
6- 2	0- 0		0- 0		AWAY		1- 0		0- 0		5- 2
1- 1	0- 0		0- 0		NEUTRAL		0- 1		0- 0		1- 0
RPI S	Opponent	Score	RPI S	Opponent	Score	RPI S	Opponent	Score	RPI S	Opponent	Score
			42 H	Ball St.	0 3	57 N	Eastern Wash.	2 3	124 A	UTEP	0 3
						65 H	Texas Tech	1 3	124 H	UTEP	1 3
						68 H	Alabama	1 3	130 H	Pittsburgh	3 1
						75 A	Florida Int'l	3 2	141 N	Cal St. Northridge	1 3
						75 N	Florida Int'l	2 3	166 A	Oregon	0 3
						90 H	Western Ky.	3 2	167 A	Ark.-Little Rock	1 3
									184 A	La.-Lafayette	1 3
									184 H	La.-Lafayette	3 0
									186 A	Denver	3 0
									186 H	Denver	3 1
									188 H	New Mexico	3 0
									204 A	North Texas	3 2
									204 H	North Texas	3 2
									216 A	New Orleans	3 1
									216 H	New Orleans	3 0
									216 N	New Orleans	3 0
									226 A	Tex.-Pan American	3 1
									245 A	Arkansas St.	3 0
									248 H	Middle Tenn.	3 0
									253 N	Boise St.	3 1
									259 H	Nicholls St.	3 0
									264 A	South Ala.	3 1
									264 H	South Ala.	3 0
			LAST 10 GAMES								
			124 A	UTEP	0 3	65 H	Texas Tech	1 3			
			75 N	Florida Int'l	2 3	216 A	New Orleans	3 1			
			216 N	New Orleans	3 0	264 A	South Ala.	3 1			
			184 H	La.-Lafayette	3 0	188 H	New Mexico	3 0			
			204 H	North Texas	3 2	186 A	Denver	3 0			

Non-Div. I Games:

New Mexico St.

Average RPI Win: 167		WON-LOST RECORD		WINNING PCT. RANK		LAST 10 GAMES		STRENGTH OF SCHEDULE		OPP. STRENGTH OF SCHEDULE		TEAM RPI		ADJ RPI		CONF. RPI		ADJ CONF. RPI	
DIV. I ONLY		9- 18		.33333 226		4- 6		40		56		148		.50477 140		4		4	
DIV. I NON-CONF.		5- 4		.55556 131		1- 1		33		74		61		.58705 62		7		7	
TOTALS		RPI 1-25		RPI 26-50		W-L RECORDS		RPI 51-100		RPI 101-150		RPI 150+							
9- 18		0- 1		0- 11		OVERALL		0- 1		4- 5		5- 0							
4- 8		0- 1		0- 4		HOME		0- 1		2- 2		2- 0							
2- 9		0- 0		0- 6		AWAY		0- 0		0- 3		2- 0							
3- 1		0- 0		0- 1		NEUTRAL		0- 0		2- 0		1- 0							
5- 4		0- 1		0- 2		NON-CONFERENCE		0- 1		3- 0		2- 0							
2- 2		0- 1		0- 0		HOME		0- 1		1- 0		1- 0							
1- 2		0- 0		0- 2		AWAY		0- 0		0- 0		1- 0							
2- 0		0- 0		0- 0		NEUTRAL		0- 0		2- 0		0- 0							
4- 14		0- 0		0- 9		CONFERENCE		0- 0		1- 5		3- 0							
2- 6		0- 0		0- 4		HOME		0- 0		1- 2		1- 0							
1- 7		0- 0		0- 4		AWAY		0- 0		0- 3		1- 0							
1- 1		0- 0		0- 1		NEUTRAL		0- 0		0- 0		1- 0							
RPI	S	Opponent		Score		RPI	S	Opponent		Score		RPI	S	Opponent		Score			
1	H	Stanford		0 3		26	A	Georgia Tech		0 3		51	H	Minnesota		0 3			
						26	H	Georgia Tech						101 H Radford		3 0			
						28	A	North Carolina						102 N Columbia		3 0			
						28	H	North Carolina						112 A Wake Forest		0 3			
						31	A	Duke						112 H Wake Forest		0 3			
						31	H	Duke						125 A Maryland		2 3			
						31	H	Duke						125 H Maryland		3 2			
						31	N	Duke						134 A Clemson		0 3			
						36	A	Florida St.						134 H Clemson		2 3			
						36	H	Florida St.						146 N Davidson		3 1			
						40	A	Georgetown						159 A James Madison		3 2			
						45	A	William & Mary						170 H Virginia Tech		3 1			
														232 A North Carolina St.		3 1			
														232 H North Carolina St.		3 1			
														232 N North Carolina St.		3 0			
						LAST 10 GAMES													
						159	A	James Madison		3 2		112	A	Wake Forest		0 3			
						31	N	Duke		1 3		31	A	Duke		2 3			
						232	N	North Carolina St.		3 0		125	H	Maryland		3 2			
						134	H	Clemson		2 3		40	A	Georgetown		0 3			
						26	H	Georgia Tech		0 3		232	H	North Carolina St.		3 1			

Non-Div. I Games:

Virginia

Average RPI Win:		185	WON-LOST	WINNING	LAST 10	STRENGTH OF		OPP. STRENGTH	TEAM	ADJ	CONF.	ADJ CONF.
Average RPI Loss:		61	RECORD	PCT. RANK	GAMES	SCHEDULE		OF SCHEDULE	RPI	RPI	RPI	RPI
DIV. I ONLY			15- 14	.51724	152	5- 5		156	72	140	.50467	141
DIV. I NON-CONF.			7- 4	.63636	102	1- 1		185	75	119	.52473	122
TOTALS			RPI 1-25	RPI 26-50		W-L RECORDS		RPI 51-100		RPI 101-150		RPI 150+
15- 14	0- 4			0- 3		OVERALL		1- 4		2- 1		12- 2
6- 5	0- 2			0- 1		HOME		0- 1		0- 1		6- 0
5- 8	0- 2			0- 2		AWAY		0- 2		1- 0		4- 2
4- 1	0- 0			0- 0		NEUTRAL		1- 1		1- 0		2- 0
7- 4	0- 0			0- 1		NON-CONFERENCE		1- 2		1- 0		5- 1
2- 0	0- 0			0- 0		HOME		0- 0		0- 0		2- 0
1- 3	0- 0			0- 1		AWAY		0- 1		0- 0		1- 1
4- 1	0- 0			0- 0		NEUTRAL		1- 1		1- 0		2- 0
8- 10	0- 4			0- 2		CONFERENCE		0- 2		1- 1		7- 1
4- 5	0- 2			0- 1		HOME		0- 1		0- 1		4- 0
4- 5	0- 2			0- 1		AWAY		0- 1		1- 0		3- 1
0- 0	0- 0			0- 0		NEUTRAL		0- 0		0- 0		0- 0
RPI S	Opponent	Score	RPI S	Opponent	Score	RPI S	Opponent	Score	RPI S	Opponent	Score	
6 A	Long Beach St.	0 3	41 A	UC Santa Barb.	0 3	57 N	Eastern Wash.	2 3	113 A	Cal Poly	3 1	
6 H	Long Beach St.	0 3	41 H	UC Santa Barb.	1 3	59 A	Utah St.	0 3	113 H	Cal Poly	1 3	
16 A	Pacific (Cal.)	0 3	49 A	San Diego	0 3	59 H	Utah St.	0 3	139 N	New Mexico St.	3 1	
16 H	Pacific (Cal.)	0 3				71 A	Fresno St.	0 3	160 A	Idaho	2 3	
						84 N	Marquette	3 2	160 H	Idaho	3 1	
									166 A	Oregon	2 3	
									190 A	Idaho St.	3 1	
									190 H	Idaho St.	3 0	
									193 A	Cal St. Fullerton	3 2	
									193 H	Cal St. Fullerton	3 1	
									195 A	UC Riverside	3 0	
									195 H	UC Riverside	3 0	
									206 A	UC Irvine	3 0	
									206 H	UC Irvine	3 0	
									226 H	Tex.-Pan American	3 0	
									236 N	Portland	3 0	
									253 N	Boise St.	3 0	
LAST 10 GAMES												
41 A	UC Santa Barb.	0 3	6 A	Long Beach St.	0 3							
113 A	Cal Poly	3 1	16 A	Pacific (Cal.)	0 3							
160 H	Idaho	3 1	71 A	Fresno St.	0 3							
59 H	Utah St.	0 3	190 H	Idaho St.	3 0							
206 A	UC Irvine	3 0	195 H	UC Riverside	3 0							

Non-Div. I Games:

Cal St. Northridge

Average RPI Win:		202	WON-LOST		WINNING		LAST 10		STRENGTH OF		OPP. STRENGTH		TEAM	ADJ		CONF.	ADJ CONF.		
Average RPI Loss:		71	RECORD		PCT. RANK		GAMES		SCHEDULE		OF SCHEDULE		RPI	RPI		RPI	RPI		
DIV. I ONLY			14- 15		.48276		163	4- 5		120		141		144	.50315		142	12	12
DIV. I NON-CONF.			8- 6		.57143		125	1- 1		136		54		108	.53739		109	10	10
TOTALS		RPI 1-25		RPI 26-50			W-L RECORDS			RPI 51-100			RPI 101-150			RPI 150+			
14- 15		0- 3		0- 4			OVERALL			0- 4			2- 3			12- 1			
5- 7		0- 2		0- 2			HOME			0- 2			1- 0			4- 1			
6- 6		0- 1		0- 2			AWAY			0- 2			1- 1			5- 0			
3- 2		0- 0		0- 0			NEUTRAL			0- 0			0- 2			3- 0			
8- 6		0- 3		0- 0			NON-CONFERENCE			0- 2			1- 1			7- 0			
2- 3		0- 2		0- 0			HOME			0- 1			0- 0			2- 0			
3- 2		0- 1		0- 0			AWAY			0- 1			1- 0			2- 0			
3- 1		0- 0		0- 0			NEUTRAL			0- 0			0- 1			3- 0			
6- 9		0- 0		0- 4			CONFERENCE			0- 2			1- 2			5- 1			
3- 4		0- 0		0- 2			HOME			0- 1			1- 0			2- 1			
3- 4		0- 0		0- 2			AWAY			0- 1			0- 1			3- 0			
0- 1		0- 0		0- 0			NEUTRAL			0- 0			0- 1			0- 0			
RPI	S	Opponent		Score		RPI	S	Opponent		Score		RPI	S	Opponent		Score			
12	A	Ohio St.		0	3	38	A	Wis.-Milwaukee		0	3	62	A	Wright St.		0	3		
22	H	Northern Ill.		1	3	38	H	Wis.-Milwaukee		2	3	62	H	Wright St.		2	3		
24	H	DePaul		1	3	44	A	Loyola (Ill.)		2	3	73	A	Bradley		0	3		
						44	H	Loyola (Ill.)		2	3	84	H	Marquette		2	3		

Non-Div. I Games: IPFW 3 0

Ill.-Chicago

Average RPI Win: 158		WON-LOST RECORD		WINNING PCT. RANK		LAST 10 GAMES		STRENGTH OF SCHEDULE		OPP. STRENGTH OF SCHEDULE		TEAM RPI		ADJ RPI		CONF. RPI		ADJ CONF. RPI	
DIV. I ONLY		10- 16		.38462 204		3- 7		52		95		143		.5023 143		9		9	
DIV. I NON-CONF.		3- 7		.3 249		0- 3		39		138		142		.50605 142		8		8	
TOTALS		RPI 1-25		RPI 26-50		W-L RECORDS		RPI 51-100		RPI 101-150		RPI 150+							
10- 16		0- 5		1- 2		OVERALL		2- 6		1- 0		6- 3							
5- 7		0- 2		1- 1		HOME		1- 2		1- 0		2- 2							
3- 7		0- 2		0- 1		AWAY		0- 3		0- 0		3- 1							
2- 2		0- 1		0- 0		NEUTRAL		1- 1		0- 0		1- 0							
3- 7		0- 0		1- 2		NON-CONFERENCE		0- 3		1- 0		1- 2							
2- 3		0- 0		1- 1		HOME		0- 1		1- 0		0- 1							
0- 3		0- 0		0- 1		AWAY		0- 1		0- 0		0- 1							
1- 1		0- 0		0- 0		NEUTRAL		0- 1		0- 0		1- 0							
7- 9		0- 5		0- 0		CONFERENCE		2- 3		0- 0		5- 1							
3- 4		0- 2		0- 0		HOME		1- 1		0- 0		2- 1							
3- 4		0- 2		0- 0		AWAY		0- 2		0- 0		3- 0							
1- 1		0- 1		0- 0		NEUTRAL		1- 0		0- 0		0- 0							
RPI S	Opponent	Score		RPI S	Opponent	Score		RPI S	Opponent	Score		RPI S	Opponent	Score					
17 A	Colorado St.	0	3	43 H	American	3	1	52 A	Brigham Young	0	3	117 H	Western Caro.	3	0				
17 H	Colorado St.	0	3	45 H	William & Mary	1	3	52 H	Brigham Young	3	1	158 A	Tulane	1	3				
17 N	Colorado St.	0	3	49 A	San Diego	0	3	55 A	Nevada	2	3	176 A	Wyoming	3	2				
18 A	Utah	0	3					66 N	Baylor	0	3	176 H	Wyoming	0	3				
18 H	Utah	1	3					74 H	Rice	0	3	181 H	Gonzaga	2	3				
								81 A	San Diego St.	1	3	188 A	New Mexico	3	0				
								81 H	San Diego St.	2	3	188 H	New Mexico	3	1				
								81 N	San Diego St.	3	2	216 N	New Orleans	3	2				
												260 A	Air Force	3	1				
												260 H	Air Force	3	0				
LAST 10 GAMES																			
				74 H	Rice	0	3	52 H	Brigham Young	3	1								
				45 H	William & Mary	1	3	55 A	Nevada	2	3								
				17 N	Colorado St.	0	3	81 H	San Diego St.	2	3								
				81 N	San Diego St.	3	2	17 A	Colorado St.	0	3								
				18 H	Utah	1	3	176 A	Wyoming	3	2								

Non-Div. I Games:

UNLV

Average RPI Win: 219		WON-LOST	WINNING	LAST 10	STRENGTH OF		OPP. STRENGTH	TEAM	ADJ	CONF.	ADJ CONF.												
Average RPI Loss: 116		RECORD	PCT. RANK	GAMES	SCHEDULE		OF SCHEDULE	RPI	RPI	RPI	RPI												
DIV. I ONLY		22- 10	.6875	70	248		189	139	.50203	144	22	21											
DIV. I NON-CONF.		9- 5	.64286	97	276		125	194	.47042	199	26	26											
<hr/>																							
TOTALS		RPI 1-25		RPI 26-50		W-L RECORDS		RPI 51-100		RPI 101-150		RPI 150+											
22- 10		0- 1		0- 0		OVERALL		0- 2		1- 4		21- 3											
7- 2		0- 0		0- 0		HOME		0- 0		0- 2		7- 0											
9- 6		0- 1		0- 0		AWAY		0- 1		1- 1		8- 3											
6- 2		0- 0		0- 0		NEUTRAL		0- 1		0- 1		6- 0											
9- 5		0- 1		0- 0		NON-CONFERENCE		0- 2		0- 0		9- 2											
1- 0		0- 0		0- 0		HOME		0- 0		0- 0		1- 0											
3- 4		0- 1		0- 0		AWAY		0- 1		0- 0		3- 2											
5- 1		0- 0		0- 0		NEUTRAL		0- 1		0- 0		5- 0											
13- 5		0- 0		0- 0		CONFERENCE		0- 0		1- 4		12- 1											
6- 2		0- 0		0- 0		HOME		0- 0		0- 2		6- 0											
6- 2		0- 0		0- 0		AWAY		0- 0		1- 1		5- 1											
1- 1		0- 0		0- 0		NEUTRAL		0- 0		0- 1		1- 0											
RPI	S	Opponent		Score		RPI	S	Opponent		Score		RPI	S	Opponent		Score							
19	A	Xavier		0 3								121	A	Eastern Ill.		0 3							
												121	H	Eastern Ill.		2 3							
												121	N	Eastern Ill.		0 3							
												128	A	Tenn.-Martin		3 1							
												128	H	Tenn.-Martin		0 3							
												151	A	Southeast Mo. St.		1 3							
												151	H	Southeast Mo. St.		3 0							
												152	A	Ohio		2 3							
												164	A	Wis.-Green Bay		0 3							
												174	N	Southern Ill.		3 2							
												179	A	Austin Peay		3 2							
												179	H	Austin Peay		3 0							
												197	N	Iowa St.		3 1							
												205	H	Marshall		3 2							
												210	A	West Virginia		3 0							
												218	A	Evansville		3 1							
												222	A	Eastern Ky.		3 1							
												222	H	Eastern Ky.		3 1							
												222	N	Eastern Ky.		3 1							
												228	A	Murray St.		3 0							
												228	H	Murray St.		3 1							
												229	N	Samford		3 0							
												238	A	Tennessee Tech		3 1							
												238	H	Tennessee Tech		3 0							
												242	N	Sam Houston St.		3 1							
												244	A	UNC Asheville		3 0							
												264	N	South Ala.		3 0							
<hr/>																							
LAST 10 GAMES																							
121 N Eastern Ill.						0 3		222 A Eastern Ky.						3 1		238 A Tennessee Tech						3 1	
222 N Eastern Ky.						3 1		128 H Tenn.-Martin						0 3		238 H Tennessee Tech						3 0	
218 A Evansville						3 1		228 H Murray St.						3 1		242 N Sam Houston St.						3 1	
174 N Southern Ill.						3 2		121 H Eastern Ill.						2 3		244 A UNC Asheville						3 0	
229 N Samford						3 0		151 H Southeast Mo. St.						3 0		264 N South Ala.						3 0	

Non-Div. I Games: Kentucky St. 3 0

Morehead St.

RPI	S	Opponent	Score	
298	A	Tennessee St.	3	0
298	H	Tennessee St.	3	1

Morehead St.

M
o
r
e
h
e
a
d
s
t
.

M
o
r
e
h
e
a
d
s
t
.

Average RPI Win:	221	WON-LOST	WINNING	LAST 10	STRENGTH OF	OPP. STRENGTH	TEAM	ADJ	CONF.	ADJ CONF.				
Average RPI Loss:	104	RECORD	PCT. RANK	GAMES	SCHEDULE	OF SCHEDULE	RPI	RPI	RPI	RPI				
DIV. I ONLY		13- 16	.44828	175	5- 5	70	210	145	.50004	145	24	24		
DIV. I NON-CONF.		3- 11	.21429	271	1- 2	41	254	203	.46778	202	23	23		
<hr/>														
TOTALS	RPI 1-25	RPI 26-50		W-L RECORDS		RPI 51-100		RPI 101-150		RPI 150+				
13- 16	0- 1	0- 1		OVERALL		1- 8		1- 3		11- 3				
7- 7	0- 0	0- 0		HOME		1- 4		1- 2		5- 1				
6- 6	0- 1	0- 1		AWAY		0- 3		0- 1		6- 0				
0- 3	0- 0	0- 0		NEUTRAL		0- 1		0- 0		0- 2				
3- 11	0- 1	0- 1		NON-CONFERENCE		1- 5		0- 2		2- 2				
2- 3	0- 0	0- 0		HOME		1- 2		0- 1		1- 0				
1- 5	0- 1	0- 1		AWAY		0- 2		0- 1		1- 0				
0- 3	0- 0	0- 0		NEUTRAL		0- 1		0- 0		0- 2				
10- 5	0- 0	0- 0		CONFERENCE		0- 3		1- 1		9- 1				
5- 4	0- 0	0- 0		HOME		0- 2		1- 1		4- 1				
5- 1	0- 0	0- 0		AWAY		0- 1		0- 0		5- 0				
0- 0	0- 0	0- 0		NEUTRAL		0- 0		0- 0		0- 0				
RPI	S	Opponent	Score		RPI	S	Opponent	Score		RPI	S	Opponent	Score	
21	A	Notre Dame	0	3	33	A	South Fla.	0	3	74	N	Rice	0	3
										75	A	Florida Int'l	1	3
										75	H	Florida Int'l	1	3
										90	H	Western Ky.	1	3
										92	A	Miami (Fla.)	1	3
										92	H	Miami (Fla.)	3	0
										94	A	UCF	1	3
										94	H	UCF	0	3
										94	H	UCF	0	3
								</						

Non-Div. I Games:

Fla. Atlantic


























Average RPI Win: 197		WON-LOST	WINNING	LAST 10	STRENGTH OF		OPP. STRENGTH	TEAM	ADJ	CONF.	ADJ CONF.
Average RPI Loss: 109		RECORD	PCT. RANK	GAMES	SCHEDULE		OF SCHEDULE	RPI	RPI	RPI	RPI
DIV. I ONLY		15- 17	.46875	170	5- 5		92	181	146	.49995	146
DIV. I NON-CONF.		3- 7	.3	249	0- 1		47	246	169	.48501	167
TOTALS		RPI 1-25	RPI 26-50		W-L RECORDS		RPI 51-100		RPI 101-150		RPI 150+
15- 17	0- 0	0- 3		OVERALL		2- 3		2- 8		11- 3	
8- 8	0- 0	0- 2		HOME		2- 1		0- 4		6- 1	
5- 7	0- 0	0- 1		AWAY		0- 2		0- 3		5- 1	
2- 2	0- 0	0- 0		NEUTRAL		0- 0		2- 1		0- 1	
3- 7	0- 0	0- 3		NON-CONFERENCE		1- 0		1- 2		1- 2	
2- 4	0- 0	0- 2		HOME		1- 0		0- 1		1- 1	
0- 2	0- 0	0- 1		AWAY		0- 0		0- 0		0- 1	
1- 1	0- 0	0- 0		NEUTRAL		0- 0		1- 1		0- 0	
12- 10	0- 0	0- 0		CONFERENCE		1- 3		1- 6		10- 1	
6- 4	0- 0	0- 0		HOME		1- 1		0- 3		5- 0	
5- 5	0- 0	0- 0		AWAY		0- 2		0- 3		5- 0	
1- 1	0- 0	0- 0		NEUTRAL		0- 0		1- 0		0- 1	
RPI S	Opponent	Score	RPI S	Opponent	Score	RPI S	Opponent	Score	RPI S	Opponent	Score
28 H	North Carolina	0 3	53 A	Col. of Charleston	0 3	102 N	Columbia	3 0	109 A	Ga. Southern	0 3
43 H	American	1 3	53 H	Col. of Charleston	1 3	109 H	Ga. Southern	1 3	109 H	Ga. Southern	1 3
45 A	William & Mary	0 3	78 A	East Tenn. St.	0 3	117 A	Western Caro.	0 3	117 H	Western Caro.	0 3
			78 H	East Tenn. St.	3 2	117 H	Western Caro.	0 3	117 N	Western Caro.	3 1
			92 H	Miami (Fla.)	3 2	132 H	Winthrop	1 3	140 N	Virginia	1 3
						150 A	Furman	0 3	150 H	Furman	2 3
						154 A	Chattanooga	3 1	154 H	Chattanooga	3 0
						154 N	Chattanooga	1 3	154 N	Chattanooga	1 3
						165 A	Charlotte	0 3	194 A	Wofford	3 1
						194 H	Wofford	3 1	202 H	Coastal Caro.	3 2
						207 H	N.C. A&T	0 3	265 A	Appalachian St.	3 0
						265 H	Appalachian St.	3 2	265 H	Appalachian St.	3 2
						282 A	UNC Greensboro	3 0	282 A	UNC Greensboro	3 0
						282 H	UNC Greensboro	3 2	285 A	Citadel	3 0
						285 H	Citadel	3 0			
LAST 10 GAMES			LAST 10 GAMES			LAST 10 GAMES			LAST 10 GAMES		
154 N	Chattanooga	1 3	109 H	Ga. Southern	1 3	285 A	Citadel	3 0	285 H	Citadel	3 0
117 N	Western Caro.	3 1	150 H	Furman	2 3						
265 H	Appalachian St.	3 2	165 A	Charlotte	0 3						
78 H	East Tenn. St.	3 2	53 A	Col. of Charleston	0 3						
282 A	UNC Greensboro	3 0	285 A	Citadel	3 0						

Non-Div. I Games:

Davidson

Northwestern

Through Games Of 2001 Final

Average RPI Win:		152	WON-LOST	WINNING	LAST 10	STRENGTH OF		OPP. STRENGTH	TEAM	ADJ	CONF.	ADJ CONF.
Average RPI Loss:		53	RECORD	PCT. RANK	GAMES	SCHEDULE		OF SCHEDULE	RPI	RPI	RPI	RPI
DIV. I ONLY		10- 17		.37037	213	2- 8		85	25	149	.49899	147
DIV. I NON-CONF.		4- 3		.57143	125	0- 0		106	86	100	.54401	97
TOTALS		RPI 1-25		RPI 26-50		W-L RECORDS		RPI 51-100		RPI 101-150		RPI 150+
10- 17		0- 7		2- 4		OVERALL		1- 3		0- 1		7- 2
4- 6		0- 3		1- 1		HOME		1- 1		0- 0		2- 1
3- 10		0- 4		1- 2		AWAY		0- 2		0- 1		2- 1
3- 1		0- 0		0- 1		NEUTRAL		0- 0		0- 0		3- 0
4- 3		0- 1		1- 1		NON-CONFERENCE		0- 0		0- 1		3- 0
0- 0		0- 0		0- 0		HOME		0- 0		0- 0		0- 0
1- 2		0- 1		1- 0		AWAY		0- 0		0- 1		0- 0
3- 1		0- 0		0- 1		NEUTRAL		0- 0		0- 0		3- 0
6- 14		0- 6		1- 3		CONFERENCE		1- 3		0- 0		4- 2
4- 6		0- 3		1- 1		HOME		1- 1		0- 0		2- 1
2- 8		0- 3		0- 2		AWAY		0- 2		0- 0		2- 1
0- 0		0- 0		0- 0		NEUTRAL		0- 0		0- 0		0- 0
RPI S	Opponent	Score	RPI S	Opponent	Score	RPI S	Opponent	Score	RPI S	Opponent	Score	
7 A	Wisconsin	0 	29 A	Penn St.	0 	51 A	Minnesota	0 	112 A	Wake Forest	0 	
7 H	Wisconsin	0 	29 H	Penn St.	0 	51 H	Minnesota	1 	153 N	George Washington	3 1	
12 A	Ohio St.	0 	30 A	Michigan St.	1 	99 A	Michigan	0 	168 A	Indiana	3 1	
12 H	Ohio St.	1 	30 H	Michigan St.	3 0	99 H	Michigan	3 2	168 H	Indiana	2 	
16 A	Pacific (Cal.)	0 	44 A	Loyola (Ill.)	3 1				185 N	East Caro.	3 0	
23 A	Illinois	0 	47 N	Connecticut	2 				191 A	Iowa	1 	
23 H	Illinois	0 							191 H	Iowa	3 1	
									212 A	Purdue	3 2	
									212 H	Purdue	3 1	
									221 N	Mississippi St.	3 1	
LAST 10 GAMES												
			212 A	Purdue	3 2	30 A	Michigan St.	1 				
			7 A	Wisconsin	0 	23 H	Illinois	0 				
			191 H	Iowa	3 1	168 H	Indiana	2 				
			51 H	Minnesota	1 	12 A	Ohio St.	0 				
			99 A	Michigan	0 	29 A	Penn St.	0 				

Non-Div. I Games:

Northwestern

Average RPI Win: 177		WON-LOST	WINNING	LAST 10	STRENGTH OF		OPP. STRENGTH	TEAM	ADJ	CONF.	ADJ CONF.
Average RPI Loss: 87		RECORD	PCT. RANK	GAMES	SCHEDULE		OF SCHEDULE	RPI	RPI	RPI	RPI
DIV. I ONLY		12- 16	.42857 183	3- 7	98		125	150	.49861 148	17	17
DIV. I NON-CONF.		3- 10	.23077 263	0- 4	122		87	217	.45057 210	18	18
TOTALS		RPI 1-25	RPI 26-50		W-L RECORDS		RPI 51-100		RPI 101-150		RPI 150+
12- 16	0- 2	0- 1		OVERALL		3- 7		1- 4		8- 2	
7- 2	0- 0	0- 0		HOME		3- 1		0- 1		4- 0	
4- 9	0- 2	0- 0		AWAY		0- 5		1- 1		3- 1	
1- 5	0- 0	0- 1		NEUTRAL		0- 1		0- 2		1- 1	
3- 10	0- 2	0- 1		NON-CONFERENCE		0- 4		0- 2		3- 1	
1- 1	0- 0	0- 0		HOME		0- 1		0- 0		1- 0	
1- 5	0- 2	0- 0		AWAY		0- 2		0- 1		1- 0	
1- 4	0- 0	0- 1		NEUTRAL		0- 1		0- 1		1- 1	
9- 6	0- 0	0- 0		CONFERENCE		3- 3		1- 2		5- 1	
6- 1	0- 0	0- 0		HOME		3- 0		0- 1		3- 0	
3- 4	0- 0	0- 0		AWAY		0- 3		1- 0		2- 1	
0- 1	0- 0	0- 0		NEUTRAL		0- 0		0- 1		0- 0	
RPI S	Opponent	Score		RPI S	Opponent	Score		RPI S	Opponent	Score	
6 A	Long Beach St.	0	3	31 N	Duke	1	3	52 H	Brigham Young	1	3
18 A	Utah	0	3					55 A	Nevada	0	3
								57 A	Eastern Wash.	0	3
								57 H	Eastern Wash.	3	1
								58 A	Sacramento St.	0	3
								58 H	Sacramento St.	3	1
								59 A	Utah St.	0	3
								69 A	Northern Ariz.	2	3
								69 H	Northern Ariz.	3	2
								100 N	Kentucky	1	3

Non-Div. I Games: Mesa St. 3 0

Weber St.

Texas-Arlington

Average RPI Win: 205		WON-LOST	WINNING	LAST 10	STRENGTH OF		OPP. STRENGTH	TEAM	ADJ	CONF.	ADJ CONF.		
Average RPI Loss: 112		RECORD	PCT. RANK	GAMES	SCHEDULE		OF SCHEDULE	RPI	RPI	RPI	RPI		
DIV. I ONLY		15- 12	.55556	133	5- 5		178	184	147	.49789	150	19	19
DIV. I NON-CONF.		3- 3	.5	149	0- 1		180	174	181	.47962	181	20	20
TOTALS		RPI 1-25	RPI 26-50		W-L RECORDS		RPI 51-100		RPI 101-150		RPI 150+		
15- 12	0- 0	0- 0		OVERALL		1- 4		3- 6		11- 2			
8- 4	0- 0	0- 0		HOME		1- 2		1- 2		6- 0			
6- 7	0- 0	0- 0		AWAY		0- 2		2- 3		4- 2			
1- 1	0- 0	0- 0		NEUTRAL		0- 0		0- 1		1- 0			
3- 3	0- 0	0- 0		NON-CONFERENCE		1- 0		0- 2		2- 1			
2- 0	0- 0	0- 0		HOME		1- 0		0- 0		1- 0			
0- 3	0- 0	0- 0		AWAY		0- 0		0- 2		0- 1			
1- 0	0- 0	0- 0		NEUTRAL		0- 0		0- 0		1- 0			
12- 9	0- 0	0- 0		CONFERENCE		0- 4		3- 4		9- 1			
6- 4	0- 0	0- 0		HOME		0- 2		1- 2		5- 0			
6- 4	0- 0	0- 0		AWAY		0- 2		2- 1		4- 1			
0- 1	0- 0	0- 0		NEUTRAL		0- 0		0- 1		0- 0			
RPI	S	Opponent	Score	RPI	S	Opponent	Score	RPI	S	Opponent	Score		
						53 A Col. of Charleston	1 3	109 A Ga. Southern		3 2			
						53 H Col. of Charleston	1 3	109 H Ga. Southern		2 3			
						78 A East Tenn. St.	2 3	109 N Ga. Southern		2 3			
						78 H East Tenn. St.	0 3	112 A Wake Forest		0 3			
						94 H UCF	3 0	117 A Western Caro.		0 3			
								117 H Western Caro.		1 3			
								134 A Clemson		1 3			
								146 A Davidson		3 2			
								146 H Davidson		3 0			
								154 A Chattanooga		3 0			
								154 H Chattanooga		3 0			
								176 N Wyoming		3 1			
								188 A San Francisco		0 3			
								194 A Wofford		2 3			
								194 H Wofford		3 1			
								231 H Charleston So.		3 0			
								265 A Appalachian St.		3 1			
								265 H Appalachian St.		3 0			
								282 A UNC Greensboro		3 0			
								282 H UNC Greensboro		3 0			
								285 A Citadel		3 0			
								285 H Citadel		3 0			
LAST 10 GAMES													
						109 N Ga. Southern	2 3	117 H Western Caro.		1 3			
						109 A Ga. Southern	3 2	78 A East Tenn. St.		2 3			
						134 A Clemson	1 3	265 A Appalachian St.		3 1			
						146 A Davidson	3 2	194 H Wofford		3 1			
						154 H Chattanooga	3 0	53 H Col. of Charleston		1 3			

Non-Div. I Games: Gardner-Webb 3 0

Furman

Average RPI Win:		235	WON-LOST RECORD		WINNING PCT. RANK		LAST 10 GAMES		STRENGTH OF SCHEDULE		OPP. STRENGTH OF SCHEDULE		TEAM RPI		ADJ RPI		CONF. RPI		ADJ CONF. RPI				
Average RPI Loss:		103	15- 14		.51724 152		5- 5		134		228		151		.49728 151		22		21				
DIV. I ONLY			4- 7		.36364 222		0- 1		121		173		198		.47353 194		26		26				
DIV. I NON-CONF.																							
TOTALS		RPI 1-25		RPI 26-50		W-L RECORDS		RPI 51-100		RPI 101-150		RPI 150+											
15- 14		0- 1		0- 2		OVERALL		0- 3		1- 6		14- 2											
8- 4		0- 0		0- 1		HOME		0- 1		1- 2		7- 0											
4- 8		0- 0		0- 1		AWAY		0- 2		0- 4		4- 1											
3- 2		0- 1		0- 0		NEUTRAL		0- 0		0- 0		3- 1											
4- 7		0- 1		0- 2		NON-CONFERENCE		0- 3		0- 0		4- 1											
2- 2		0- 0		0- 1		HOME		0- 1		0- 0		2- 0											
0- 3		0- 0		0- 1		AWAY		0- 2		0- 0		0- 0											
2- 2		0- 1		0- 0		NEUTRAL		0- 0		0- 0		2- 1											
11- 7		0- 0		0- 0		CONFERENCE		0- 0		1- 6		10- 1											
6- 2		0- 0		0- 0		HOME		0- 0		1- 2		5- 0											
4- 5		0- 0		0- 0		AWAY		0- 0		0- 4		4- 1											
1- 0		0- 0		0- 0		NEUTRAL		0- 0		0- 0		1- 0											
RPI	S	Opponent		Score		RPI	S	Opponent		Score		RPI	S	Opponent		Score							
24	N	DePaul		0 3		33	H	South Fla.		0 3		64	H	Southwest Mo. St.		1 3		121	A	Eastern Ill. 0 3			
						38	A	Wis.-Milwaukee		0 3		70	A	Missouri		1 3		121	H	Eastern Ill. 1 3			
												82	A	Lamar		0 3		128	A	Tenn.-Martin 0 3			
																		128	A	Tenn.-Martin 0 3			
																		128	H	Tenn.-Martin 1 3			
																		144	A	Morehead St. 0 3			
																		144	H	Morehead St. 3 1			
																		179	A	Austin Peay 2 3			
																		179	H	Austin Peay 3 0			
																		179	N	Austin Peay 3 1			
																		187	N	Wichita St. 2 3			
																		222	A	Eastern Ky. 3 0			
																		222	H	Eastern Ky. 3 2			
																		228	A	Murray St. 3 0			
																		228	H	Murray St. 3 2			
																		238	A	Tennessee Tech 3 1			
																		238	H	Tennessee Tech 3 0			
																		243	N	Louisiana Tech 3 0			
																		245	H	Arkansas St. 3 0			
																		266	N	Drake 3 2			
																		298	A	Tennessee St. 3 0			
																		298	H	Tennessee St. 3 0			
																		301	H	Western Ill. 3 0			
						LAST 10 GAMES																	
						128	A	Tenn.-Martin 0 3		121	A	Eastern Ill. 0 3		301	H	Western Ill. 3 0							
						179	N	Austin Peay 3 1		222	A	Eastern Ky. 3 0											
						238	H	Tennessee Tech 3 0		144	A	Morehead St. 0 3											
						298	H	Tennessee St. 3 0		179	A	Austin Peay 2 3											
						33	H	South Fla. 0 3		228	H	Murray St. 3 2											

Non-Div. I Games:

Southeast Mo. St.

Non-Div. I Games:

Loss, Non-Conf,S Site, H Home, A Away, N Neutral Page 162

Average RPI Win: 195		WON-LOST RECORD		WINNING PCT. RANK		LAST 10 GAMES		STRENGTH OF SCHEDULE		OPP. STRENGTH OF SCHEDULE		TEAM RPI		ADJ RPI		CONF. RPI		ADJ CONF. RPI	
DIV. I ONLY		6- 18		.25 258		2- 8		26		74		168		.49494 153		8		8	
DIV. I NON-CONF.		1- 7		.125 283		0- 1		23		81		160		.49797 149		11		12	
TOTALS		RPI 1-25		RPI 26-50		W-L RECORDS		RPI 51-100		RPI 101-150		RPI 150+							
6- 18		0- 4		0- 5		OVERALL		0- 5		1- 4		5- 0							
2- 6		0- 1		0- 1		HOME		0- 2		0- 2		2- 0							
4- 8		0- 2		0- 2		AWAY		0- 3		1- 1		3- 0							
0- 4		0- 1		0- 2		NEUTRAL		0- 0		0- 1		0- 0							
1- 7		0- 2		0- 3		NON-CONFERENCE		0- 1		0- 1		1- 0							
0- 0		0- 0		0- 0		HOME		0- 0		0- 0		0- 0							
1- 3		0- 1		0- 1		AWAY		0- 1		0- 0		1- 0							
0- 4		0- 1		0- 2		NEUTRAL		0- 0		0- 1		0- 0							
5- 11		0- 2		0- 2		CONFERENCE		0- 4		1- 3		4- 0							
2- 6		0- 1		0- 1		HOME		0- 2		0- 2		2- 0							
3- 5		0- 1		0- 1		AWAY		0- 2		1- 1		2- 0							
0- 0		0- 0		0- 0		NEUTRAL		0- 0		0- 0		0- 0							
RPI	S	Opponent		Score		RPI	S	Opponent		Score		RPI	S	Opponent		Score			
16	A	Pacific (Cal.)		0	3	39	A	Dayton		1	3	54	A	Temple		0	3		
19	A	Xavier		0	3	39	H	Dayton		1	3	54	H	Temple		1	3		
19	H	Xavier		0	3	40	A	Georgetown		0	3	56	A	George Mason		0	3		
23	N	Illinois		0	3	45	N	William & Mary		0	3	60	A	Rhode Island		1	3		
						47	N	Connecticut		0	3	60	H	Rhode Island		0	3		

Non-Div. I Games:

George Washington

Chattanooga

Through Games Of 2001 Final

Average RPI Win:	234	WON-LOST	WINNING	LAST 10	STRENGTH OF	OPP. STRENGTH	TEAM	ADJ	CONF.	ADJ CONF.	
Average RPI Loss:	113	RECORD	PCT. RANK	GAMES	SCHEDULE	OF SCHEDULE	RPI	RPI	RPI	RPI	
DIV. I ONLY	19- 14	.57576	127	6- 4	211	214	155	.4935	154	19	19
DIV. I NON-CONF.	8- 2	.8	27	0- 0	242	275	135	.5106	137	20	20
<hr/>											
TOTALS	RPI 1-25	RPI 26-50		W-L RECORDS		RPI 51-100		RPI 101-150		RPI 150+	
19- 14	0- 0	0- 0		OVERALL		1- 5		2- 8		16- 1	
8- 6	0- 0	0- 0		HOME		0- 2		1- 3		7- 1	
5- 7	0- 0	0- 0		AWAY		0- 3		0- 4		5- 0	
6- 1	0- 0	0- 0		NEUTRAL		1- 0		1- 1		4- 0	
<hr/>											
8- 2	0- 0	0- 0		NON-CONFERENCE		0- 1		0- 0		8- 1	
3- 1	0- 0	0- 0		HOME		0- 0		0- 0		3- 1	
1- 1	0- 0	0- 0		AWAY		0- 1		0- 0		1- 0	
4- 0	0- 0	0- 0		NEUTRAL		0- 0		0- 0		4- 0	
<hr/>											
11- 12	0- 0	0- 0		CONFERENCE		1- 4		2- 8		8- 0	
5- 5	0- 0	0- 0		HOME		0- 2		1- 3		4- 0	
4- 6	0- 0	0- 0		AWAY		0- 2		0- 4		4- 0	
2- 1	0- 0	0- 0		NEUTRAL		1- 0		1- 1		0- 0	
<hr/>											
RPI S	Opponent	Score	RPI S	Opponent	Score	RPI S	Opponent	Score	RPI S	Opponent	Score
						53 A	Col. of Charleston	1 3	109 A	Ga. Southern	0 3
						53 H	Col. of Charleston	0 3	109 H	Ga. Southern	3 2
						78 A	East Tenn. St.	1 3	109 N	Ga. Southern	0 3
						78 H	East Tenn. St.	1 3	117 A	Western Caro.	0 3
						78 N	East Tenn. St.	3 2	117 H	Western Caro.	2 3
						94 A	UCF	0 3	146 A	Davidson	0 3
									146 H	Davidson	1 3
									146 N	Davidson	3 1
									150 A	Furman	0 3
									150 H	Furman	0 3
									173 H	Alabama A&M	3 0
									179 H	Austin Peay	0 3
									194 A	Wofford	3 2
									194 H	Wofford	3 0
									227 N	Mercer	3 2
									248 H	Middle Tenn.	3 2
									254 A	Birmingham-So.	3 1
									265 A	Appalachian St.	3 1
									265 H	Appalachian St.	3 1
									270 H	Jacksonville St.	3 2
			282 A	UNC Greensboro	3 0						
			LAST 10 GAMES						282 H	UNC Greensboro	3 1
			109 N	Ga. Southern	0 3				285 A	Citadel	3 0
			146 N	Davidson	3 1				194 A	Wofford	3 2
			78 N	East Tenn. St.	3 2				150 A	Furman	0 3
			285 H	Citadel	3 0				117 A	Western Caro.	0 3
			53 H	Col. of Charleston	0 3				109 H	Ga. Southern	3 2
						288 N	Jackson St.	3 0			
						299 N	Lipscomb	3 0			
						299 N	Lipscomb	3 0			

Non-Div. I Games:

Chattanooga

Average RPI Win:		250	WON-LOST RECORD		WINNING PCT. RANK		LAST 10 GAMES		STRENGTH OF SCHEDULE		OPP. STRENGTH OF SCHEDULE		TEAM RPI		ADJ RPI		CONF. RPI		ADJ CONF. RPI	
Average RPI Loss:		89																		
DIV. I ONLY			19- 7		.73077 47		7- 3		289		236		160		.49342 155		31		30	
DIV. I NON-CONF.			6- 6		.5 149		1- 2		107		109		129		.52271 127		28		28	
TOTALS		RPI 1-25		RPI 26-50		W-L RECORDS		RPI 51-100		RPI 101-150		RPI 150+								
19- 7		0- 2		0- 0		OVERALL		1- 2		1- 2		17- 1								
13- 0		0- 0		0- 0		HOME		0- 0		1- 0		12- 0								
6- 4		0- 1		0- 0		AWAY		1- 2		0- 0		5- 1								
0- 3		0- 1		0- 0		NEUTRAL		0- 0		0- 2		0- 0								
6- 6		0- 2		0- 0		NON-CONFERENCE		1- 2		1- 2		4- 0								
5- 0		0- 0		0- 0		HOME		0- 0		1- 0		4- 0								
1- 3		0- 1		0- 0		AWAY		1- 2		0- 0		0- 0								
0- 3		0- 1		0- 0		NEUTRAL		0- 0		0- 2		0- 0								
13- 1		0- 0		0- 0		CONFERENCE		0- 0		0- 0		13- 1								
8- 0		0- 0		0- 0		HOME		0- 0		0- 0		8- 0								
5- 1		0- 0		0- 0		AWAY		0- 0		0- 0		5- 1								
0- 0		0- 0		0- 0		NEUTRAL		0- 0		0- 0		0- 0								
RPI	S	Opponent		Score		RPI	S	Opponent		Score		RPI	S	Opponent		Score				
2	N	Nebraska		0	3			61	A	Arkansas		0	3	110	N	Loyola Marymount		1	3	
25	A	Colorado		1	3			64	A	Southwest Mo. St.		1	3	132	H	Southern Methodist		3	1	
								73	A	Bradley		3	2	134	N	Clemson		1	3	
														167	H	Ark.-Little Rock		3	2	
														225	A	Valparaiso		2	3	
														225	H	Valparaiso		3	1	
														225	H	Valparaiso		3	1	
														241	H	Oklahoma		3	0	
														243	H	Louisiana Tech		3	1	
														267	A	UMKC		3	0	
														267	H	UMKC		3	0	
														273	A	IUPUI		3	0	
														273	H	IUPUI		3	0	
														273	H	IUPUI		3	0	
														286	H	Northwestern St.		3	0	
														293	A	Oakland		3	0	
														293	H	Oakland		3	0	
														301	A	Western Ill.		3	0	
														301	H	Western Ill.		3	0	
														305	A	Chicago St.		3	0	
														305	H	Chicago St.		3	0	
LAST 10 GAMES																				
		2	N	Nebraska	0	3			293	A	Oakland	3	0							
		61	A	Arkansas	0	3			273	A	IUPUI	3	0							
		167	H	Ark.-Little Rock	3	2			225	A	Valparaiso	2	3							
		225	H	Valparaiso	3	1			301	H	Western Ill.	3	0							
		273	H	IUPUI	3	0			305	H	Chicago St.	3	0							

Non-Div. I Games:

Oral Roberts

Average RPI Win: 195		WON-LOST	WINNING	LAST 10	STRENGTH OF		OPP. STRENGTH	TEAM	ADJ	CONF.	ADJ CONF.
Average RPI Loss: 102		RECORD	PCT. RANK	GAMES	SCHEDULE		OF SCHEDULE	RPI	RPI	RPI	RPI
DIV. I ONLY		10- 13	.43478	181	2- 8		111	163	157	.49252	156
DIV. I NON-CONF.		7- 3	.7	70	1- 1		140	227	99	.54506	96
TOTALS		RPI 1-25	RPI 26-50		W-L RECORDS		RPI 51-100		RPI 101-150		RPI 150+
10- 13	0- 0	0- 2		OVERALL		0- 4		4- 5		6- 2	
5- 8	0- 0	0- 1		HOME		0- 2		1- 3		4- 2	
5- 5	0- 0	0- 1		AWAY		0- 2		3- 2		2- 0	
0- 0	0- 0	0- 0		NEUTRAL		0- 0		0- 0		0- 0	
7- 3	0- 0	0- 0		NON-CONFERENCE		0- 2		3- 1		4- 0	
5- 2	0- 0	0- 0		HOME		0- 1		1- 1		4- 0	
2- 1	0- 0	0- 0		AWAY		0- 1		2- 0		0- 0	
0- 0	0- 0	0- 0		NEUTRAL		0- 0		0- 0		0- 0	
3- 10	0- 0	0- 2		CONFERENCE		0- 2		1- 4		2- 2	
0- 6	0- 0	0- 1		HOME		0- 1		0- 2		0- 2	
3- 4	0- 0	0- 1		AWAY		0- 1		1- 2		2- 0	
0- 0	0- 0	0- 0		NEUTRAL		0- 0		0- 0		0- 0	
RPI S	Opponent	Score	RPI S	Opponent	Score	RPI S	Opponent	Score	RPI S	Opponent	Score
			48 A	Pennsylvania	0 3	63 A	Brown	2 3	102 A	Columbia	1 3
			48 H	Pennsylvania	0 3	63 H	Brown	0 3	107 A	Cornell	0 3
						79 H	Fairfield	0 3	107 H	Cornell	2 3
						83 A	Northeastern	0 3	114 A	Massachusetts	3 1
									118 A	Princeton	3 0
									118 H	Princeton	0 3
									122 A	New Hampshire	3 1
									129 H	Georgia St.	3 1
									137 H	Boston College	0 3
									175 A	Yale	3 2
									175 H	Yale	1 3
									196 A	Dartmouth	3 2
									196 H	Dartmouth	1 3
									257 H	Colgate	3 0
									261 H	Loyola (Md.)	3 0
									276 H	Binghamton	3 1
									304 H	Lafayette	3 0
LAST 10 GAMES											
			107 H	Cornell	2 3	63 H	Brown	0 3			
			83 A	Northeastern	0 3	118 H	Princeton	0 3			
			48 A	Pennsylvania	0 3	48 H	Pennsylvania	0 3			
			118 A	Princeton	3 0	114 A	Massachusetts	3 1			
			175 H	Yale	1 3	107 A	Cornell	0 3			

Non-Div. I Games:

Harvard

Average RPI Win:	246	WON-LOST	WINNING	LAST 10	STRENGTH OF	OPP. STRENGTH	TEAM	ADJ	CONF.	ADJ CONF.	
Average RPI Loss:	122	RECORD	PCT. RANK	GAMES	SCHEDULE	OF SCHEDULE	RPI	RPI	RPI	RPI	
DIV. I ONLY	19- 10	.65517	84	6- 4	251	229	153	.49161	157	21	23
DIV. I NON-CONF.	6- 2	.75	46	1- 0	284	228	185	.48027	178	25	24
<hr/>											
TOTALS	RPI 1-25	RPI 26-50		W-L RECORDS		RPI 51-100		RPI 101-150		RPI 150+	
19- 10	0- 0	0- 0		OVERALL		0- 4		1- 4		18- 2	
9- 3	0- 0	0- 0		HOME		0- 2		1- 0		8- 1	
10- 4	0- 0	0- 0		AWAY		0- 2		0- 1		10- 1	
0- 3	0- 0	0- 0		NEUTRAL		0- 0		0- 3		0- 0	
<hr/>											
6- 2	0- 0	0- 0		NON-CONFERENCE		0- 0		0- 2		6- 0	
2- 0	0- 0	0- 0		HOME		0- 0		0- 0		2- 0	
4- 0	0- 0	0- 0		AWAY		0- 0		0- 0		4- 0	
0- 2	0- 0	0- 0		NEUTRAL		0- 0		0- 2		0- 0	
<hr/>											
13- 8	0- 0	0- 0		CONFERENCE		0- 4		1- 2		12- 2	
7- 3	0- 0	0- 0		HOME		0- 2		1- 0		6- 1	
6- 4	0- 0	0- 0		AWAY		0- 2		0- 1		6- 1	
0- 1	0- 0	0- 0		NEUTRAL		0- 0		0- 1		0- 0	
<hr/>											
RPI S	Opponent	Score	RPI S	Opponent	Score	RPI S	Opponent	Score	RPI S	Opponent	Score
						82 A Lamar	0	3	123 N Washington	0	3
						82 H Lamar	1	3	142 N Ill.-Chicago	0	3
						86 A Stephen F. Austin	0	3	149 A Texas-Arlington	0	3
						86 H Stephen F. Austin	1	3	149 H Texas-Arlington	3	1
						149 N Texas-Arlington	0	3			
						162 A Texas-San Antonio	1	3			
						162 H Texas-San Antonio	3	2			
						163 A McNeese St.	3	2			
						163 H McNeese St.	0	3			
						215 A Southwest Tex. St.	3	1			
						215 H Southwest Tex. St.	3	2			
						216 A New Orleans	3	1			
						242 A Sam Houston St.	3	0			
						242 H Sam Houston St.	3	0			
						259 A Nicholls St.	3	0			
						259 H Nicholls St.	3	0			
						260 A Air Force	3	1			
						274 A Southern U.	3	0			
						274 H Southern U.	3	0			
						286 A Northwestern St.	3	0			
286 H Northwestern St.	3	0									
						288 A Jackson St.	3	0			
						288 H Jackson St.	3	0			
						302 A La.-Monroe	3	0			
						302 H La.-Monroe	3	0			
						LAST 10 GAMES					
149 N Texas-Arlington	0	3	162 H Texas-San Antonio	3	2	288 A Jackson St.	3	0			
149 A Texas-Arlington	0	3	86 A Stephen F. Austin	0	3	302 A La.-Monroe	3	0			
242 A Sam Houston St.	3	0	286 A Northwestern St.	3	0	302 H La.-Monroe	3	0			
163 H McNeese St.	0	3	302 A La.-Monroe	3	0						
215 H Southwest Tex. St.	3	2	274 A Southern U.	3	0						

Non-Div. I Games:

Southeastern La.

Average RPI Win:		207	WON-LOST RECORD		WINNING PCT. RANK		LAST 10 GAMES		STRENGTH OF SCHEDULE		OPP. STRENGTH OF SCHEDULE		TEAM RPI		ADJ RPI		CONF. RPI		ADJ CONF. RPI				
Average RPI Loss:		77																					
DIV. I ONLY			16- 14		.53333 144		4- 6		217		108		158		.48899 158		5		6				
DIV. I NON-CONF.			9- 4		.69231 79		2- 0		272		45		145		.50303 145		5		5				
TOTALS		RPI 1-25		RPI 26-50		W-L RECORDS		RPI 51-100		RPI 101-150		RPI 150+											
16- 14		0- 3		0- 3		OVERALL		1- 6		2- 0		13- 2											
12- 6		0- 1		0- 1		HOME		1- 3		2- 0		9- 1											
4- 7		0- 2		0- 2		AWAY		0- 2		0- 0		4- 1											
0- 1		0- 0		0- 0		NEUTRAL		0- 1		0- 0		0- 0											
9- 4		0- 0		0- 0		NON-CONFERENCE		0- 3		2- 0		7- 1											
6- 4		0- 0		0- 0		HOME		0- 3		2- 0		4- 1											
3- 0		0- 0		0- 0		AWAY		0- 0		0- 0		3- 0											
0- 0		0- 0		0- 0		NEUTRAL		0- 0		0- 0		0- 0											
7- 10		0- 3		0- 3		CONFERENCE		1- 3		0- 0		6- 1											
6- 2		0- 1		0- 1		HOME		1- 0		0- 0		5- 0											
1- 7		0- 2		0- 2		AWAY		0- 2		0- 0		1- 1											
0- 1		0- 0		0- 0		NEUTRAL		0- 1		0- 0		0- 0											
RPI	S	Opponent		Score		RPI	S	Opponent		Score		RPI	S	Opponent		Score							
14	A	Cincinnati		0 3		33	A	South Fla.		0 3		66	H	Baylor		1 3		132	H	Southern Methodist		3	0
15	A	Louisville		0 3		50	A	Houston		2 3		81	H	San Diego St.		0 3		143	H	UNLV		3	1
24	H	DePaul		1 3		50	H	Houston		0 3		84	H	Marquette		3 1		165	H	Charlotte		3	0
												87	A	Memphis		1 3		172	A	UAB		1	3
												87	N	Memphis		0 3		172	H	UAB		3	0
												89	H	LSU		0 3		185	H	East Caro.		3	0
												96	A	St. Louis		2 3		198	H	TCU		3	0
																		202	H	Coastal Caro.		3	0
																		216	A	New Orleans		3	1
																		216	H	New Orleans		2	3
																		217	A	Southern Miss.		3	2
																		217	H	Southern Miss.		3	0
																		259	H	Nicholls St.		3	0
																		264	H	South Ala.		3	0
																		274	A	Southern U.		3	0
																		288	A	Jackson St.		3	0
																		302	H	La.-Monroe		3	1
						LAST 10 GAMES																	
						87	N	Memphis		0 3		50	H	Houston		0 3							
						274	A	Southern U.		3 0		259	H	Nicholls St.		3 0							
						33	A	South Fla.		0 3		15	A	Louisville		0 3							
						172	A	UAB		1 3		14	A	Cincinnati		0 3							
						198	H	TCU		3 0		84	H	Marquette		3 1							

Non-Div. I Games:

Tulane

Average RPI Win:		201	WON-LOST		WINNING		LAST 10		STRENGTH OF		OPP. STRENGTH		TEAM		ADJ		CONF.		ADJ CONF.				
Average RPI Loss:		83	RECORD		PCT. RANK		GAMES		SCHEDULE		OF SCHEDULE		RPI		RPI		RPI		RPI				
DIV. I ONLY			10- 14		.41667		190		3- 7		124		127		165		.48714		159				
DIV. I NON-CONF.			5- 7		.41667		203		1- 3		113		11		103		.54049		104				
TOTALS		RPI 1-25		RPI 26-50		W-L RECORDS		RPI 51-100		RPI 101-150		RPI 150+											
10- 14		0- 1		0- 4		OVERALL		0- 6		2- 1		8- 2											
4- 8		0- 1		0- 3		HOME		0- 2		0- 1		4- 1											
5- 5		0- 0		0- 1		AWAY		0- 3		2- 0		3- 1											
1- 1		0- 0		0- 0		NEUTRAL		0- 1		0- 0		1- 0											
5- 7		0- 1		0- 2		NON-CONFERENCE		0- 2		2- 1		3- 1											
1- 5		0- 1		0- 2		HOME		0- 0		0- 1		1- 1											
3- 1		0- 0		0- 0		AWAY		0- 1		2- 0		1- 0											
1- 1		0- 0		0- 0		NEUTRAL		0- 1		0- 0		1- 0											
5- 7		0- 0		0- 2		CONFERENCE		0- 4		0- 0		5- 1											
3- 3		0- 0		0- 1		HOME		0- 2		0- 0		3- 0											
2- 4		0- 0		0- 1		AWAY		0- 2		0- 0		2- 1											
0- 0		0- 0		0- 0		NEUTRAL		0- 0		0- 0		0- 0											
RPI	S	Opponent		Score		RPI	S	Opponent		Score		RPI	S	Opponent		Score							
19	H	Xavier		0 3		35	H	Rutgers		1 3		56	A	George Mason		0 3		101	A	Radford			
						40	H	Georgetown		1 3		56	H	George Mason		0 3		104	A	Liberty			
						45	A	William & Mary		0 3		95	A	Western Mich.		0 3		140	H	Virginia			
						45	H	William & Mary		0 3		97	A	Hofstra		1 3		170	H	Virginia Tech			
												97	H	Hofstra		1 3		171	A	Delaware			
												100	N	Kentucky		1 3		171	H	Delaware			
																		209	H	Mississippi			
																		210	A	West Virginia			
																		225	N	Valparaiso			
																		247	A	UNC Wilmington			
																		247	H	UNC Wilmington			
																		250	A	Va. Commonwealth			
																		250	H	Va. Commonwealth			
LAST 10 GAMES																							
140 H Virginia						2 3						45 H William & Mary						0 3					
97 A Hofstra						1 3						250 H Va. Commonwealth						3 0					
171 A Delaware						0 3						210 A West Virginia						3 2					
247 H UNC Wilmington						3 0						170 H Virginia Tech						2 3					
56 A George Mason						0 3						40 H Georgetown						1 3					

Non-Div. I Games:

James Madison

Average RPI Win:	172	WON-LOST RECORD	WINNING PCT. RANK	LAST 10 GAMES	STRENGTH OF SCHEDULE	OPP. STRENGTH OF SCHEDULE	TEAM RPI	ADJ RPI	CONF. RPI	ADJ CONF. RPI		
DIV. I ONLY		11- 19	.36667	216	4- 6	110	53	167	.48705	160	6	5
DIV. I NON-CONF.		6- 6	.5	149	1- 1	100	18	83	.55923	82	2	2
<hr/>												
TOTALS	RPI 1-25	RPI 26-50		W-L RECORDS		RPI 51-100		RPI 101-150		RPI 150+		
11- 19	0- 5	1- 5		OVERALL		0- 3		3- 4		7- 2		
5- 5	0- 2	0- 1		HOME		0- 1		1- 1		4- 0		
3- 13	0- 3	1- 4		AWAY		0- 1		0- 3		2- 2		
3- 1	0- 0	0- 0		NEUTRAL		0- 1		2- 0		1- 0		
6- 6	0- 1	1- 3		NON-CONFERENCE		0- 1		2- 1		3- 0		
1- 0	0- 0	0- 0		HOME		0- 0		0- 0		1- 0		
2- 5	0- 1	1- 3		AWAY		0- 0		0- 1		1- 0		
3- 1	0- 0	0- 0		NEUTRAL		0- 1		2- 0		1- 0		
5- 13	0- 4	0- 2		CONFERENCE		0- 2		1- 3		4- 2		
4- 5	0- 2	0- 1		HOME		0- 1		1- 1		3- 0		
1- 8	0- 2	0- 1		AWAY		0- 1		0- 2		1- 2		
0- 0	0- 0	0- 0		NEUTRAL		0- 0		0- 0		0- 0		
RPI	S	Opponent	Score	RPI	S	Opponent	Score	RPI	S	Opponent	Score	
6	A	Long Beach St.	0 3	30	A	Michigan St.	0 3	59	A	Utah St.	2 3	
6	H	Long Beach St.	0 3	32	A	Santa Clara	3 0	59	H	Utah St.	2 3	
16	A	Pacific (Cal.)	0 3	34	A	Washington St.	0 3	80	N	Bowling Green	0 3	
16	H	Pacific (Cal.)	0 3	37	A	San Jose St.	1 3					
21	A	Notre Dame	1 3	41	A	UC Santa Barb.	0 3					
				41	H	UC Santa Barb.	0 3					

Non-Div. I Games:

Idaho

Average RPI Win:	250	WON-LOST RECORD	WINNING PCT. RANK	LAST 10 GAMES	STRENGTH OF SCHEDULE	OPP. STRENGTH OF SCHEDULE	TEAM RPI	ADJ RPI	CONF. RPI	ADJ CONF. RPI	
Average RPI Loss:	128										
DIV. I ONLY		14- 11	.56 131	7- 3	157	263	152	.48602 161	25	26	
DIV. I NON-CONF.		4- 5	.44444 193	1- 0	146	32	139	.50448 144	22	22	
<hr/>											
TOTALS	RPI 1-25	RPI 26-50		W-L RECORDS	RPI 51-100		RPI 101-150		RPI 150+		
14- 11	0- 0	0- 3		OVERALL	0- 1		0- 2		14- 5		
9- 4	0- 0	0- 1		HOME	0- 0		0- 0		9- 3		
4- 5	0- 0	0- 2		AWAY	0- 0		0- 1		4- 2		
1- 2	0- 0	0- 0		NEUTRAL	0- 1		0- 1		1- 0		
<hr/>											
4- 5	0- 0	0- 0		NON-CONFERENCE	0- 1		0- 2		4- 2		
4- 2	0- 0	0- 0		HOME	0- 0		0- 0		4- 2		
0- 1	0- 0	0- 0		AWAY	0- 0		0- 1		0- 0		
0- 2	0- 0	0- 0		NEUTRAL	0- 1		0- 1		0- 0		
<hr/>											
10- 6	0- 0	0- 3		CONFERENCE	0- 0		0- 0		10- 3		
5- 2	0- 0	0- 1		HOME	0- 0		0- 0		5- 1		
4- 4	0- 0	0- 2		AWAY	0- 0		0- 0		4- 2		
1- 0	0- 0	0- 0		NEUTRAL	0- 0		0- 0		1- 0		
<hr/>											
RPI S	Opponent	Score	RPI S	Opponent	Score	RPI S	Opponent	Score	RPI S	Opponent	Score
			43 A American	0 3	57 N Eastern Wash.	0 3	127 A Maine	0 3			
			43 A American	1 3			137 N Boston College	0 3			
			43 H American	0 3			169 A Lehigh	1 3			
							169 H Lehigh	0 3			
							169 N Lehigh	3 1			
							195 H UC Riverside	1 3			
							200 H Youngstown St.	0 3			
							208 H Siena	3 1			
							223 H Central Conn. St.	3 0			
							224 A Bucknell	1 3			
							224 H Bucknell	3 2			
							239 A Navy	3 0			
							239 H Navy	3 2			
							251 A Holy Cross	3 1			
							251 H Holy Cross	3 0			
							257 A Colgate	3 2			
							257 H Colgate	3 0			
							276 H Binghamton	3 1			
							300 H Marist	3 0			
							304 A Lafayette	3 0			
							304 H Lafayette	3 0			
			LAST 10 GAMES								
			43 A American	1 3	257 H Colgate	3 0					
			169 N Lehigh	3 1	169 H Lehigh	0 3					
			251 A Holy Cross	3 1	304 H Lafayette	3 0					
			208 H Siena	3 1	43 A American	0 3					
			224 H Bucknell	3 2	239 A Navy	3 0					

Non-Div. I Games:

Army

Average RPI Win:		242	WON-LOST RECORD		WINNING PCT. RANK		LAST 10 GAMES		STRENGTH OF SCHEDULE		OPP. STRENGTH OF SCHEDULE		TEAM RPI		ADJ RPI		CONF. RPI		ADJ CONF. RPI	
Average RPI Loss:		95																		
DIV. I ONLY			12- 16		.42857 183		4- 6		103		197		162		.48598 162		21		23	
DIV. I NON-CONF.			1- 6		.14286 281		0- 1		27		66		166		.49166 154		25		24	
TOTALS		RPI 1-25		RPI 26-50		W-L RECORDS		RPI 51-100		RPI 101-150		RPI 150+								
12- 16		0- 3		0- 0		OVERALL		0- 7		0- 3		12- 3								
5- 4		0- 0		0- 0		HOME		0- 2		0- 1		5- 1								
6- 8		0- 2		0- 0		AWAY		0- 3		0- 1		6- 2								
1- 4		0- 1		0- 0		NEUTRAL		0- 2		0- 1		1- 0								
1- 6		0- 3		0- 0		NON-CONFERENCE		0- 2		0- 1		1- 0								
0- 0		0- 0		0- 0		HOME		0- 0		0- 0		0- 0								
1- 3		0- 2		0- 0		AWAY		0- 1		0- 0		1- 0								
0- 3		0- 1		0- 0		NEUTRAL		0- 1		0- 1		0- 0								
11- 10		0- 0		0- 0		CONFERENCE		0- 5		0- 2		11- 3								
5- 4		0- 0		0- 0		HOME		0- 2		0- 1		5- 1								
5- 5		0- 0		0- 0		AWAY		0- 2		0- 1		5- 2								
1- 1		0- 0		0- 0		NEUTRAL		0- 1		0- 0		1- 0								
RPI	S	Opponent		Score		RPI	S	Opponent		Score		RPI	S	Opponent		Score				
11	A	Texas A&M		0	3			61	A	Arkansas	1	3	106	N	Toledo		1	3		
22	A	Northern Ill.		0	3			82	A	Lamar	1	3	149	A	Texas-Arlington		0	3		
24	N	DePaul		2	3			82	H	Lamar	0	3	149	H	Texas-Arlington		2	3		
								86	A	Stephen F. Austin	1	3	157	A	Southeastern La.		2	3		
								86	H	Stephen F. Austin	0	3	157	H	Southeastern La.		3	1		
								86	N	Stephen F. Austin	0	3	163	A	McNeese St.		0	3		
								88	N	Creighton	0	3	163	H	McNeese St.		2	3		
													163	N	McNeese St.		3	2		
													187	A	Wichita St.		3	2		
													215	A	Southwest Tex. St.		3	0		
													242	A	Sam Houston St.		3	1		
													242	H	Sam Houston St.		3	1		
													259	A	Nicholls St.		3	1		
													259	H	Nicholls St.		3	1		
													286	A	Northwestern St.		3	0		
													286	H	Northwestern St.		3	0		
													302	A	La.-Monroe		3	0		
													302	H	La.-Monroe		3	0		
LAST 10 GAMES																				
				86	N	Stephen F. Austin	0	3	259	A	Nicholls St.	3	1							
				163	N	McNeese St.	3	2	157	A	Southeastern La.	2	3							
				286	A	Northwestern St.	3	0	61	A	Arkansas	1	3							
				302	A	La.-Monroe	3	0	86	H	Stephen F. Austin	0	3							
				149	H	Texas-Arlington	2	3	82	A	Lamar	1	3							

Non-Div. I Games:

Texas-San Antonio

Average RPI Win: 224		WON-LOST RECORD		WINNING PCT. RANK		LAST 10 GAMES		STRENGTH OF SCHEDULE		OPP. STRENGTH OF SCHEDULE		TEAM RPI		ADJ RPI		CONF. RPI		ADJ CONF. RPI					
Average RPI Loss: 133																							
DIV. I ONLY		17- 11		.60714 103		6- 4		228		213		154		.4831 163		21		23					
DIV. I NON-CONF.		2- 5		.28571 253		0- 0		231		181		260		.39994 250		25		24					
TOTALS		RPI 1-25		RPI 26-50		W-L RECORDS		RPI 51-100		RPI 101-150		RPI 150+											
17- 11		0- 1		0- 0		OVERALL		2- 3		1- 2		14- 5											
10- 1		0- 0		0- 0		HOME		2- 0		1- 0		7- 1											
6- 6		0- 0		0- 0		AWAY		0- 2		0- 1		6- 3											
1- 4		0- 1		0- 0		NEUTRAL		0- 1		0- 1		1- 1											
2- 5		0- 1		0- 0		NON-CONFERENCE		0- 1		0- 1		2- 2											
1- 0		0- 0		0- 0		HOME		0- 0		0- 0		1- 0											
0- 2		0- 0		0- 0		AWAY		0- 0		0- 0		0- 2											
1- 3		0- 1		0- 0		NEUTRAL		0- 1		0- 1		1- 0											
15- 6		0- 0		0- 0		CONFERENCE		2- 2		1- 1		12- 3											
9- 1		0- 0		0- 0		HOME		2- 0		1- 0		6- 1											
6- 4		0- 0		0- 0		AWAY		0- 2		0- 1		6- 1											
0- 1		0- 0		0- 0		NEUTRAL		0- 0		0- 0		0- 1											
RPI	S	Opponent		Score		RPI	S	Opponent		Score		RPI	S	Opponent		Score							
13	N	Northern Iowa		0 3								76	N	Florida A&M		1 3		124	N	UTEP		1 3	
												82	A	Lamar		0 3		149	A	Texas-Arlington		0 3	
												82	H	Lamar		3 1		149	H	Texas-Arlington		3 2	
												86	A	Stephen F. Austin		0 3		157	A	Southeastern La.		3 0	
												86	H	Stephen F. Austin		3 2		157	H	Southeastern La.		2 3	
																		162	A	Texas-San Antonio		3 2	
																		162	H	Texas-San Antonio		3 0	
																		162	N	Texas-San Antonio		2 3	
																		188	A	New Mexico		2 3	
																		215	A	Southwest Tex. St.		2 3	
																		215	H	Southwest Tex. St.		3 1	
																		216	A	New Orleans		0 3	
																		242	A	Sam Houston St.		3 0	
																		242	H	Sam Houston St.		3 0	
																		259	A	Nicholls St.		3 2	
																		259	H	Nicholls St.		3 1	
																		286	A	Northwestern St.		3 2	
																		286	H	Northwestern St.		3 2	
																		302	A	La.-Monroe		3 1	
																		302	H	La.-Monroe		3 0	
																		309	H	Centenary (La.)		3 0	
																		309	N	Centenary (La.)		3 0	
LAST 10 GAMES																							
162 N Texas-San Antonio						2 3						242 A Sam Houston St.						3 0					
86 A Stephen F. Austin						0 3						149 A Texas-Arlington						0 3					
157 A Southeastern La.						3 0						162 H Texas-San Antonio						3 0					
302 H La.-Monroe						3 0						162 A Texas-San Antonio						3 2					
286 H Northwestern St.						3 2						215 A Southwest Tex. St.						2 3					

Non-Div. I Games:

McNeese St.

[illegible]

Non-Div. I Games: IPFW

2 3

Wis.-Green Bay

Average RPI Win:	181	WON-LOST	WINNING	LAST 10	STRENGTH OF	OPP. STRENGTH	TEAM	ADJ	CONF.	ADJ CONF.				
Average RPI Loss:	103	RECORD	PCT. RANK	GAMES	SCHEDULE	OF SCHEDULE	RPI	RPI	RPI	RPI				
DIV. I ONLY		15- 15	.5	156	7- 3	201	105	161	.48142	165	5	6		
DIV. I NON-CONF.		10- 3	.76923	41	3- 0	255	30	94	.5422	101	5	5		
<hr/>														
TOTALS	RPI 1-25	RPI 26-50		W-L RECORDS		RPI 51-100		RPI 101-150		RPI 150+				
15- 15	1- 3	0- 3		OVERALL		2- 3		2- 1		10- 5				
9- 6	1- 1	0- 1		HOME		2- 1		1- 1		5- 2				
4- 8	0- 2	0- 2		AWAY		0- 1		1- 0		3- 3				
2- 1	0- 0	0- 0		NEUTRAL		0- 1		0- 0		2- 0				
10- 3	0- 0	0- 1		NON-CONFERENCE		0- 0		2- 1		8- 1				
5- 2	0- 0	0- 0		HOME		0- 0		1- 1		4- 1				
3- 1	0- 0	0- 1		AWAY		0- 0		1- 0		2- 0				
2- 0	0- 0	0- 0		NEUTRAL		0- 0		0- 0		2- 0				
5- 12	1- 3	0- 2		CONFERENCE		2- 3		0- 0		2- 4				
4- 4	1- 1	0- 1		HOME		2- 1		0- 0		1- 1				
1- 7	0- 2	0- 1		AWAY		0- 1		0- 0		1- 3				
0- 1	0- 0	0- 0		NEUTRAL		0- 1		0- 0		0- 0				
<hr/>														
RPI	S	Opponent	Score		RPI	S	Opponent	Score		RPI	S	Opponent	Score	
14	H	Cincinnati	3	1	28	A	North Carolina	0	3	84	A	Marquette	0	3
15	A	Louisville	0	3	33	H	South Fla.	0	3	84	H	Marquette	2	3
15	H	Louisville	0	3	50	A	Houston	0	3	87	H	Memphis	3	2
24	A	DePaul	1	3						96	H	St. Louis	3	1
										96	N	St. Louis	0	3
										132	A	Winthrop	3	0
										135	H	Kansas	0	3
										146	H	Davidson	3	0
										158	A	Tulane	0	3
										172	H	UAB	1	3
										177	N	Syracuse	3	0
										185	A	East Caro.	2	3
										185	H	East Caro.	3	1
										198	A	TCU	3	1
										207	A	N.C. A&T	3	0
										214	N	Jacksonville	3	1
										217	A	Southern Miss.	0	3
										231	H	Charleston So.	3	0
										248	H	Middle Tenn.	3	1
										249	H	Providence	3	2
										250	H	Va. Commonwealth	1	3
										265	H	Appalachian St.	3	0
										268	A	Auburn	3	1
<hr/>														
LAST 10 GAMES														
96	N	St. Louis	0	3	84	H	Marquette	2	3					
96	H	St. Louis	3	1	146	H	Davidson	3	0					
87	H	Memphis	3	2	185	H	East Caro.	3	1					
132	A	Winthrop	3	0	207	A	N.C. A&T	3	0					
15	A	Louisville	0	3	198	A	TCU	3	1					

Non-Div. I Games:

Charlotte

Average RPI Win: 196		WON-LOST RECORD		WINNING PCT. RANK		LAST 10 GAMES		STRENGTH OF SCHEDULE		OPP. STRENGTH OF SCHEDULE		TEAM RPI		ADJ RPI		CONF. RPI		ADJ CONF. RPI	
DIV. I ONLY		9- 21		.3 239		1- 9		86		16		170		.47989 166		1		1	
DIV. I NON-CONF.		9- 3		.75 46		1- 0		198		193		111		.53081 114		1		1	
TOTALS		RPI 1-25		RPI 26-50		W-L RECORDS		RPI 51-100		RPI 101-150		RPI 150+							
9- 21		0- 8		0- 4		OVERALL		0- 3		3- 4		6- 2							
3- 10		0- 4		0- 2		HOME		0- 2		2- 2		1- 0							
3- 11		0- 4		0- 2		AWAY		0- 1		1- 2		2- 2							
3- 0		0- 0		0- 0		NEUTRAL		0- 0		0- 0		3- 0							
9- 3		0- 0		0- 0		NON-CONFERENCE		0- 1		3- 0		6- 2							
3- 1		0- 0		0- 0		HOME		0- 1		2- 0		1- 0							
3- 2		0- 0		0- 0		AWAY		0- 0		1- 0		2- 2							
3- 0		0- 0		0- 0		NEUTRAL		0- 0		0- 0		3- 0							
0- 18		0- 8		0- 4		CONFERENCE		0- 2		0- 4		0- 0							
0- 9		0- 4		0- 2		HOME		0- 1		0- 2		0- 0							
0- 9		0- 4		0- 2		AWAY		0- 1		0- 2		0- 0							
0- 0		0- 0		0- 0		NEUTRAL		0- 0		0- 0		0- 0							
RPI	S	Opponent		Score		RPI	S	Opponent		Score		RPI	S	Opponent		Score			
1	A	Stanford		0 3		34	A	Washington St.		0 3		57	H	Eastern Wash.		0 3			
1	H	Stanford		1 3		34	H	Washington St.		0 3		93	A	Arizona St.		0 3			
3	A	Southern California		0 3		46	A	Oregon St.		1 3		93	H	Arizona St.		0 3			
3	H	Southern California		0 3		46	H	Oregon St.		0 3									
5	A	Arizona		1 3															
5	H	Arizona		0 3															
8	A	UCLA		0 3															
8	H	UCLA		1 3															




























Non-Div. I Games:

Oregon

Average RPI Win: 222		WON-LOST	WINNING	LAST 10	STRENGTH OF		OPP. STRENGTH	TEAM	ADJ	CONF.	ADJ CONF.
Average RPI Loss: 130		RECORD	PCT. RANK	GAMES	SCHEDULE		OF SCHEDULE	RPI	RPI	RPI	RPI
DIV. I ONLY		12- 12	.5	156	6- 4		149	209	159	.47966	167
DIV. I NON-CONF.		3- 5	.375	220	0- 1		85	208	173	.48012	179
TOTALS		RPI 1-25	RPI 26-50		W-L RECORDS		RPI 51-100		RPI 101-150		RPI 150+
12- 12	0- 0	0- 0		OVERALL		0- 6		1- 1		11- 5	
5- 2	0- 0	0- 0		HOME		0- 2		1- 0		4- 0	
3- 7	0- 0	0- 0		AWAY		0- 3		0- 1		3- 3	
4- 3	0- 0	0- 0		NEUTRAL		0- 1		0- 0		4- 2	
3- 5	0- 0	0- 0		NON-CONFERENCE		0- 2		0- 1		3- 2	
0- 0	0- 0	0- 0		HOME		0- 0		0- 0		0- 0	
0- 3	0- 0	0- 0		AWAY		0- 1		0- 1		0- 1	
3- 2	0- 0	0- 0		NEUTRAL		0- 1		0- 0		3- 1	
9- 7	0- 0	0- 0		CONFERENCE		0- 4		1- 0		8- 3	
5- 2	0- 0	0- 0		HOME		0- 2		1- 0		4- 0	
3- 4	0- 0	0- 0		AWAY		0- 2		0- 0		3- 2	
1- 1	0- 0	0- 0		NEUTRAL		0- 0		0- 0		1- 1	
RPI S	Opponent	Score	RPI S	Opponent	Score	RPI S	Opponent	Score	RPI S	Opponent	Score
						58 N	Sacramento St.	0 3	139 H	New Mexico St.	3 1
						71 A	Fresno St.	1 3	149 A	Texas-Arlington	0 3
						75 A	Florida Int'l	1 3	155 A	Oral Roberts	2 3
						75 H	Florida Int'l	0 3	166 N	Oregon	0 3
						90 A	Western Ky.	0 3	184 A	La.-Lafayette	3 2
						90 H	Western Ky.	2 3	184 N	La.-Lafayette	1 3
									186 H	Denver	3 0
									199 N	Morgan St.	3 0
									204 A	North Texas	1 3
									207 N	N.C. A&T	3 0
									216 H	New Orleans	3 2
									245 A	Arkansas St.	0 3
									245 H	Arkansas St.	3 1
									248 A	Middle Tenn.	3 2
									248 H	Middle Tenn.	3 1
									264 A	South Ala.	3 1
									264 N	South Ala.	3 0
									267 N	UMKC	3 0
LAST 10 GAMES											
						155 A	Oral Roberts	2 3	75 A	Florida Int'l	1 3
						184 N	La.-Lafayette	1 3	248 H	Middle Tenn.	3 1
						264 N	South Ala.	3 0	90 H	Western Ky.	2 3
						264 A	South Ala.	3 1	186 H	Denver	3 0
						245 H	Arkansas St.	3 1	139 H	New Mexico St.	3 1

Non-Div. I Games:

Ark.-Little Rock

Average RPI Win:		181	WON-LOST RECORD		WINNING PCT. RANK	LAST 10 GAMES	STRENGTH OF SCHEDULE		OPP. STRENGTH OF SCHEDULE	TEAM RPI	ADJ RPI	CONF. RPI	ADJ CONF. RPI
Average RPI Loss:		55	8- 20		.28571 244	3- 7	97		28	181	.47812 168	3	3
DIV. I ONLY			3- 5		.375 220	0- 0	157		98	206	.4707 198	4	4
DIV. I NON-CONF.													
TOTALS		RPI 1-25	RPI 26-50		W-L RECORDS		RPI 51-100		RPI 101-150		RPI 150+		
8- 20		0- 6	0- 4		OVERALL		0- 8		2- 2		6- 0		
4- 10		0- 3	0- 2		HOME		0- 4		1- 1		3- 0		
3- 9		0- 3	0- 2		AWAY		0- 3		1- 1		2- 0		
1- 1		0- 0	0- 0		NEUTRAL		0- 1		0- 0		1- 0		
3- 5		0- 0	0- 0		NON-CONFERENCE		0- 4		1- 1		2- 0		
2- 2		0- 0	0- 0		HOME		0- 2		1- 0		1- 0		
0- 2		0- 0	0- 0		AWAY		0- 1		0- 1		0- 0		
1- 1		0- 0	0- 0		NEUTRAL		0- 1		0- 0		1- 0		
5- 15		0- 6	0- 4		CONFERENCE		0- 4		1- 1		4- 0		
2- 8		0- 3	0- 2		HOME		0- 2		0- 1		2- 0		
3- 7		0- 3	0- 2		AWAY		0- 2		1- 0		2- 0		
0- 0		0- 0	0- 0		NEUTRAL		0- 0		0- 0		0- 0		
RPI S	Opponent	Score	RPI S	Opponent	Score	RPI S	Opponent	Score	RPI S	Opponent	Score		
7 A	Wisconsin	0 	29 A	Penn St.	1 	51 A	Minnesota	0 	110 A	Loyola Marymount	1 		
7 H	Wisconsin	0 	29 H	Penn St.	1 	51 H	Minnesota	2 	125 H	Maryland	3 0		
12 A	Ohio St.	0 	30 A	Michigan St.	1 	72 H	Tennessee	0 	147 A	Northwestern	3 2		
12 H	Ohio St.	0 	30 H	Michigan St.	1 	80 H	Bowling Green	2 	147 H	Northwestern	1 		
23 A	Illinois	0 				93 N	Arizona St.	0 	180 H	Indiana St.	3 0		
23 H	Illinois	1 				96 A	St. Louis	1 	188 N	New Mexico	3 1		
						99 A	Michigan	1 	191 A	Iowa	3 2		
						99 H	Michigan	2 	191 H	Iowa	3 1		
									212 A	Purdue	3 0		
									212 H	Purdue	3 1		
LAST 10 GAMES													
			30 A	Michigan St.	1 	12 H	Ohio St.	0 					
			99 A	Michigan	1 	7 A	Wisconsin	0 					
			212 H	Purdue	3 1	147 A	Northwestern	3 2					
			23 H	Illinois	1 	51 H	Minnesota	2 					
			29 H	Penn St.	1 	191 H	Iowa	3 1					

Non-Div. I Games:

Indiana

Average RPI Win:	253	WON-LOST RECORD	WINNING PCT. RANK	LAST 10 GAMES	STRENGTH OF SCHEDULE	OPP. STRENGTH OF SCHEDULE	TEAM RPI	ADJ RPI	CONF. RPI	ADJ CONF. RPI			
Average RPI Loss:	141												
DIV. I ONLY		15- 11	.57692	122	7- 3	210	258	163	.47751	169	25	26	
DIV. I NON-CONF.		4- 7	.36364	222	1- 1	203	83	215	.4442	216	22	22	
<hr/>													
TOTALS	RPI 1-25	RPI 26-50		W-L RECORDS		RPI 51-100		RPI 101-150		RPI 150+			
15- 11	0- 0	0- 2		OVERALL		0- 2		0- 2		15- 5			
7- 3	0- 0	0- 1		HOME		0- 0		0- 1		7- 1			
8- 4	0- 0	0- 1		AWAY		0- 1		0- 1		8- 1			
0- 4	0- 0	0- 0		NEUTRAL		0- 1		0- 0		0- 3			
<hr/>													
4- 7	0- 0	0- 0		NON-CONFERENCE		0- 2		0- 2		4- 3			
1- 2	0- 0	0- 0		HOME		0- 0		0- 1		1- 1			
3- 2	0- 0	0- 0		AWAY		0- 1		0- 1		3- 0			
0- 3	0- 0	0- 0		NEUTRAL		0- 1		0- 0		0- 2			
<hr/>													
11- 4	0- 0	0- 2		CONFERENCE		0- 0		0- 0		11- 2			
6- 1	0- 0	0- 1		HOME		0- 0		0- 0		6- 0			
5- 2	0- 0	0- 1		AWAY		0- 0		0- 0		5- 1			
0- 1	0- 0	0- 0		NEUTRAL		0- 0		0- 0		0- 1			
<hr/>													
RPI	S	Opponent	Score	RPI	S	Opponent	Score	RPI	S	Opponent	Score		
				43	A	American	0 3	54	A	Temple	0 3		
				43	H	American	0 3	91	N	Towson	1 3		
										120	H	Robert Morris	0 3
										131	A	Seton Hall	0 3
										161	A	Army	3 0
										161	H	Army	3 1
										161	N	Army	1 3
										182	N	Villanova	0 3
										223	N	Central Conn. St.	0 3
										224	A	Bucknell	1 3
										224	H	Bucknell	3 1
										239	A	Navy	3 1
										239	H	Navy	3 0
										251	A	Holy Cross	3 0
										251	H	Holy Cross	3 0
										257	A	Colgate	3 1
										257	H	Colgate	3 2
										275	H	St. Francis (N.Y.)	2 3
										279	A	Rider	3 0
										284	A	Wagner	3 0
										284	H	Wagner	3 0
										300	A	Marist	3 0
										304	A	Lafayette	3 0
										304	H	Lafayette	3 0
				LAST 10 GAMES									
				161	N	Army	1 3	239	H	Navy	3 0		
				304	H	Lafayette	3 0	161	A	Army	3 0		
				275	H	St. Francis (N.Y.)	2 3	251	A	Holy Cross	3 0		
				279	A	Rider	3 0	257	H	Colgate	3 2		
				43	H	American	0 3	224	H	Bucknell	3 1		

Non-Div. I Games:

Lehigh

Average RPI Win:		179	WON-LOST RECORD		WINNING PCT. RANK		LAST 10 GAMES		STRENGTH OF SCHEDULE		OPP. STRENGTH OF SCHEDULE		TEAM RPI		ADJ RPI		CONF. RPI		ADJ CONF. RPI				
Average RPI Loss:		94																					
DIV. I ONLY			8- 19		.2963 240		2- 8		64		122		177		.47613 170		13		13				
DIV. I NON-CONF.			3- 12		.2 272		0- 5		71		135		210		.46171 207		13		13				
TOTALS		RPI 1-25		RPI 26-50		W-L RECORDS		RPI 51-100		RPI 101-150		RPI 150+											
8- 19		0- 2		0- 3		OVERALL		0- 3		2- 9		6- 2											
6- 4		0- 0		0- 1		HOME		0- 0		2- 3		4- 0											
2- 13		0- 2		0- 2		AWAY		0- 2		0- 6		2- 1											
0- 2		0- 0		0- 0		NEUTRAL		0- 1		0- 0		0- 1											
3- 12		0- 1		0- 0		NON-CONFERENCE		0- 3		0- 7		3- 1											
2- 3		0- 0		0- 0		HOME		0- 0		0- 3		2- 0											
1- 7		0- 1		0- 0		AWAY		0- 2		0- 4		1- 0											
0- 2		0- 0		0- 0		NEUTRAL		0- 1		0- 0		0- 1											
5- 7		0- 1		0- 3		CONFERENCE		0- 0		2- 2		3- 1											
4- 1		0- 0		0- 1		HOME		0- 0		2- 0		2- 0											
1- 6		0- 1		0- 2		AWAY		0- 0		0- 2		1- 1											
0- 0		0- 0		0- 0		NEUTRAL		0- 0		0- 0		0- 0											
RPI	S	Opponent		Score		RPI	S	Opponent		Score		RPI	S	Opponent		Score							
4	A	Florida		0	3	35	A	Rutgers		1	3	56	A	George Mason		0	3	101	A	Radford	0	3	
21	A	Notre Dame		0	3	40	A	Georgetown		0	3	72	A	Tennessee		1	3	101	H	Radford	0	3	
						47	H	Connecticut		1	3	89	N	LSU		1	3	103	H	Akron	0	3	
																		104	A	Liberty	1	3	
																		104	H	Liberty	0	3	
																		117	A	Western Caro.	0	3	
																		126	A	St. John's (N.Y.)	2	3	
																		130	H	Pittsburgh	3	1	
																		131	A	Seton Hall	1	3	
																		137	H	Boston College	3	0	
																		140	A	Virginia	1	3	
																		159	A	James Madison	3	2	
																		177	A	Syracuse	0	3	
																		182	A	Villanova	3	0	
																		183	H	UMBC	3	0	
																		185	H	East Caro.	3	0	
																		210	H	West Virginia	3	2	
																		218	N	Evansville	1	3	
																		249	H	Providence	3	0	
						LAST 10 GAMES																	
						89	N	LSU		1	3	137	H	Boston College		3	0						
						4	A	Florida		0	3	35	A	Rutgers		1	3						
						56	A	George Mason		0	3	182	A	Villanova		3	0						
						40	A	Georgetown		0	3	104	A	Liberty		1	3						
						47	H	Connecticut		1	3	101	A	Radford		0	3						

Non-Div. I Games: Gardner-Webb 3 0

Virginia Tech

Average RPI Win:	219	WON-LOST RECORD	WINNING PCT. RANK	LAST 10 GAMES	STRENGTH OF SCHEDULE	OPP. STRENGTH OF SCHEDULE	TEAM RPI	ADJ RPI	CONF. RPI	ADJ CONF. RPI					
DIV. I ONLY	10- 16	.38462	204	6- 4	106	169	173	.4747	171	18	18				
DIV. I NON-CONF.	4- 8	.33333	230	1- 0	141	29	172	.48106	176	14	16				
<hr/>															
TOTALS	RPI 1-25	RPI 26-50		W-L RECORDS		RPI 51-100		RPI 101-150		RPI 150+					
10- 16	0- 0	0- 2		OVERALL		1- 9		0- 2		9- 3					
5- 6	0- 0	0- 1		HOME		0- 3		0- 1		5- 1					
4- 6	0- 0	0- 1		AWAY		1- 3		0- 1		3- 1					
1- 4	0- 0	0- 0		NEUTRAL		0- 3		0- 0		1- 1					
<hr/>															
4- 8	0- 0	0- 0		NON-CONFERENCE		0- 4		0- 2		4- 2					
2- 3	0- 0	0- 0		HOME		0- 1		0- 1		2- 1					
1- 2	0- 0	0- 0		AWAY		0- 1		0- 1		1- 0					
1- 3	0- 0	0- 0		NEUTRAL		0- 2		0- 0		1- 1					
<hr/>															
6- 8	0- 0	0- 2		CONFERENCE		1- 5		0- 0		5- 1					
3- 3	0- 0	0- 1		HOME		0- 2		0- 0		3- 0					
3- 4	0- 0	0- 1		AWAY		1- 2		0- 0		2- 1					
0- 1	0- 0	0- 0		NEUTRAL		0- 1		0- 0		0- 0					
<hr/>															
RPI	S	Opponent	Score	RPI	S	Opponent	Score	RPI	S	Opponent	Score				
				45	A	William & Mary	0 <div>3</div>	54	A	Temple	0 <div>3</div>	127	H	Maine	1 <div>3</div>
				45	H	William & Mary	1 <div>3</div>	56	A	George Mason	0 <div>3</div>	136	A	Butler	0 <div>3</div>
								56	H	George Mason	1 <div>3</div>	159	A	James Madison	2 <div>3</div>
								56	N	George Mason	2 <div>3</div>	159	H	James Madison	3 0
								77	H	St. Peter's	2 <div>3</div>	179	N	Austin Peay	3 1
								77	N	St. Peter's	1 <div>3</div>	182	N	Villanova	1 <div>3</div>
								91	A	Towson	3 2	183	H	UMBC	2 <div>3</div>
								96	N	St. Louis	0 <div>3</div>	199	A	Morgan St.	3 1
								97	A	Hofstra	1 <div>3</div>	247	A	UNC Wilmington	3 1
								97	H	Hofstra	2 <div>3</div>	247	H	UNC Wilmington	3 1
												250	A	Va. Commonwealth	3 2
												250	H	Va. Commonwealth	3 1
												261	H	Loyola (Md.)	3 1
												310	H	Md.-East. Shore	3 0
<hr/>															
LAST 10 GAMES															
				56	N	George Mason	2 <div>3</div>	97	H	Hofstra	2 <div>3</div>				
				159	H	James Madison	3 0	247	A	UNC Wilmington	3 1				
				91	A	Towson	3 2	261	H	Loyola (Md.)	3 1				
				45	A	William & Mary	0 <div>3</div>	56	H	George Mason	1 <div>3</div>				
				250	A	Va. Commonwealth	3 2	250	H	Va. Commonwealth	3 1				

Non-Div. I Games:

Delaware

Average RPI Win: 207		WON-LOST RECORD		WINNING PCT. RANK		LAST 10 GAMES		STRENGTH OF SCHEDULE		OPP. STRENGTH OF SCHEDULE		TEAM RPI		ADJ RPI		CONF. RPI		ADJ CONF. RPI																													
Average RPI Loss: 91																																															
DIV. I ONLY		12- 17		.41379 192		5- 5		133		147		171		.4734 172		5		6																													
DIV. I NON-CONF.		9- 4		.69231 79		3- 0		207		124		122		.52364 125		5		5																													
TOTALS		RPI 1-25		RPI 26-50		W-L RECORDS		RPI 51-100		RPI 101-150		RPI 150+																																			
12- 17		0- 3		0- 3		OVERALL		1- 6		0- 1		11- 4																																			
5- 7		0- 2		0- 2		HOME		0- 2		0- 0		5- 1																																			
3- 10		0- 1		0- 1		AWAY		1- 4		0- 1		2- 3																																			
4- 0		0- 0		0- 0		NEUTRAL		0- 0		0- 0		4- 0																																			
9- 4		0- 0		0- 0		NON-CONFERENCE		1- 2		0- 1		8- 1																																			
3- 1		0- 0		0- 0		HOME		0- 1		0- 0		3- 0																																			
2- 3		0- 0		0- 0		AWAY		1- 1		0- 1		1- 1																																			
4- 0		0- 0		0- 0		NEUTRAL		0- 0		0- 0		4- 0																																			
3- 13		0- 3		0- 3		CONFERENCE		0- 4		0- 0		3- 3																																			
2- 6		0- 2		0- 2		HOME		0- 1		0- 0		2- 1																																			
1- 7		0- 1		0- 1		AWAY		0- 3		0- 0		1- 2																																			
0- 0		0- 0		0- 0		NEUTRAL		0- 0		0- 0		0- 0																																			
RPI	S	Opponent		Score		RPI	S	Opponent		Score		RPI	S	Opponent		Score																															
14	H	Cincinnati		0 3		33	A	South Fla.		0 3		61	H	Arkansas		0 3		108	A	Georgia	1 3																										
15	H	Louisville		1 3		33	H	South Fla.		0 3		68	A	Alabama		1 3		158	A	Tulane	0 3																										
24	A	DePaul		0 3		50	H	Houston		0 3		84	A	Marquette		0 3		158	H	Tulane	3 1																										
												87 A Memphis						0 3						165 A Charlotte						3 1																	
																		87 H Memphis						1 3						185 A East Caro.						1 3											
																		92 A Miami (Fla.)						3 2						194 N Wofford						3 1											
																		96 A St. Louis						2 3						198 H TCU						3 1											
																														211 H Troy St.						3 0											
																														214 N Jacksonville						3 2											
																														217 H Southern Miss.						0 3											
																														221 A Mississippi St.						3 1											
																														222 N Eastern Ky.						3 1											
																														229 A Samford						0 3											
																														248 H Middle Tenn.						3 1											
																														270 H Jacksonville St.						3 0											
																														296 N Long Island						3 0											

Non-Div. I Games:

UAB

Average RPI Win: 274		WON-LOST RECORD		WINNING PCT. RANK		LAST 10 GAMES		STRENGTH OF SCHEDULE		OPP. STRENGTH OF SCHEDULE		TEAM RPI		ADJ RPI		CONF. RPI		ADJ CONF. RPI	
DIV. I ONLY		20- 9		.68966 66		7- 3		257		300		165		.47314 173		29		29	
DIV. I NON-CONF.		5- 5		.5 149		2- 3		281		279		253		.39851 254		32		32	
TOTALS		RPI 1-25		RPI 26-50		W-L RECORDS		RPI 51-100		RPI 101-150		RPI 150+							
20- 9		0- 1		0- 0		OVERALL		0- 0		2- 3		18- 5							
8- 1		0- 0		0- 0		HOME		0- 0		1- 0		7- 1							
6- 5		0- 0		0- 0		AWAY		0- 0		0- 1		6- 4							
6- 3		0- 1		0- 0		NEUTRAL		0- 0		1- 2		5- 0							
5- 5		0- 1		0- 0		NON-CONFERENCE		0- 0		0- 0		5- 4							
3- 1		0- 0		0- 0		HOME		0- 0		0- 0		3- 1							
2- 3		0- 0		0- 0		AWAY		0- 0		0- 0		2- 3							
0- 1		0- 1		0- 0		NEUTRAL		0- 0		0- 0		0- 0							
15- 4		0- 0		0- 0		CONFERENCE		0- 0		2- 3		13- 1							
5- 0		0- 0		0- 0		HOME		0- 0		1- 0		4- 0							
4- 2		0- 0		0- 0		AWAY		0- 0		0- 1		4- 1							
6- 2		0- 0		0- 0		NEUTRAL		0- 0		1- 2		5- 0							
RPI	S	Opponent		Score		RPI	S	Opponent		Score		RPI	S	Opponent		Score			
16	N	Pacific (Cal.)		0 3								119	A	Alcorn St.		0 3			
												119	H	Alcorn St.		3 1			
												119	N	Alcorn St.		0 3			
												119	N	Alcorn St.		2 3			
												119	N	Alcorn St.		3 0			
												154	A	Chattanooga		0 3			
												211	A	Troy St.		0 3			
												211	H	Troy St.		1 3			
												237	A	Texas Southern		2 3			
												237	N	Texas Southern		3 0			
												270	A	Jacksonville St.		1 3			
												274	H	Southern U.		3 0			
												278	H	Hampton		3 1			
												287	A	Alabama St.		3 0			
												287	A	Alabama St.		3 0			
												287	H	Alabama St.		3 0			
												288	A	Jackson St.		3 1			
												288	H	Jackson St.		3 0			
												291	N	Grambling		3 0			
												291	N	Grambling		3 0			
												291	N	Grambling		3 0			
												299	A	Lipscomb		3 1			
												299	H	Lipscomb		3 1			
												306	A	Morris Brown		3 1			
												306	H	Morris Brown		3 0			
												312	A	Mississippi Val.		3 0			
												312	H	Mississippi Val.		3 0			
LAST 10 GAMES																			

Non-Div. I Games: Albany St. (GA) 2 3 Albany St. (GA) 3 0

Alabama A&M

Alabama A&M

Average RPI Win:		219	WON-LOST RECORD		WINNING PCT. RANK		LAST 10 GAMES		STRENGTH OF SCHEDULE		OPP. STRENGTH OF SCHEDULE		TEAM RPI		ADJ RPI		CONF. RPI		ADJ CONF. RPI		
DIV. I ONLY			11- 20		.35484 220		3- 7		109		154		178		.4721 174		16		16		
DIV. I NON-CONF.			6- 6		.5 149		1- 1		84		188		130		.52247 128		16		15		
TOTALS		RPI 1-25		RPI 26-50		W-L RECORDS		RPI 51-100		RPI 101-150		RPI 150+									
11- 20		0- 2		0- 2		OVERALL		1- 12		1- 1		9- 3									
6- 8		0- 1		0- 0		HOME		1- 6		1- 0		4- 1									
4- 9		0- 1		0- 1		AWAY		0- 5		0- 0		4- 2									
1- 3		0- 0		0- 1		NEUTRAL		0- 1		0- 1		1- 0									
6- 6		0- 0		0- 2		NON-CONFERENCE		1- 3		1- 1		4- 0									
3- 1		0- 0		0- 0		HOME		1- 1		1- 0		1- 0									
2- 2		0- 0		0- 1		AWAY		0- 1		0- 0		2- 0									
1- 3		0- 0		0- 1		NEUTRAL		0- 1		0- 1		1- 0									
5- 14		0- 2		0- 0		CONFERENCE		0- 9		0- 0		5- 3									
3- 7		0- 1		0- 0		HOME		0- 5		0- 0		3- 1									
2- 7		0- 1		0- 0		AWAY		0- 4		0- 0		2- 2									
0- 0		0- 0		0- 0		NEUTRAL		0- 0		0- 0		0- 0									
RPI S	Opponent		Score		RPI S	Opponent		Score		RPI S	Opponent		Score		RPI S	Opponent		Score			
13 A	Northern Iowa		0 3		37 N	San Jose St.		0 3		58 N	Sacramento St.		0 3		128 H	Tenn.-Martin		3 2			
13 H	Northern Iowa		1 3		46 A	Oregon St.		1 3		64 A	Southwest Mo. St.		2 3		144 N	Morehead St.		2 3			
										64 H	Southwest Mo. St.		1 3		180 A	Indiana St.		0 3			
										70 A	Missouri		0 3		180 H	Indiana St.		0 3			
										70 H	Missouri		1 3		187 A	Wichita St.		0 3			
										73 A	Bradley		0 3		187 H	Wichita St.		3 0			
										73 H	Bradley		0 3		218 A	Evansville		3 1			
										85 A	Illinois St.		2 3		218 H	Evansville		3 0			
										85 H	Illinois St.		0 3		228 A	Murray St.		3 1			
										85 H	Illinois St.		1 3		229 N	Samford		3 2			
										88 A	Creighton		0 3		266 A	Drake		3 0			
										88 H	Creighton		1 3		266 H	Drake		3 0			
										90 H	Western Ky.		3 2		273 H	IUPUI		3 0			
															301 A	Western Ill.		3 0			
LAST 10 GAMES																					
										</											

Non-Div. I Games:

Southern Ill.

Average RPI Win: 229		WON-LOST	WINNING	LAST 10	STRENGTH OF		OPP. STRENGTH	TEAM	ADJ	CONF.	ADJ CONF.
Average RPI Loss: 98		RECORD	PCT. RANK	GAMES	SCHEDULE		OF SCHEDULE	RPI	RPI	RPI	RPI
DIV. I ONLY		10- 14	.41667	190	4- 6		146	174	179	.47203	175
DIV. I NON-CONF.		7- 3	.7	70	1- 0		216	262	144	.50653	141
TOTALS		RPI 1-25	RPI 26-50		W-L RECORDS		RPI 51-100		RPI 101-150		RPI 150+
10- 14	0- 0	0- 2		OVERALL		0- 5		1- 5		9- 2	
6- 7	0- 0	0- 1		HOME		0- 2		1- 2		5- 2	
3- 6	0- 0	0- 1		AWAY		0- 2		0- 3		3- 0	
1- 1	0- 0	0- 0		NEUTRAL		0- 1		0- 0		1- 0	
7- 3	0- 0	0- 0		NON-CONFERENCE		0- 3		0- 0		7- 0	
5- 1	0- 0	0- 0		HOME		0- 1		0- 0		5- 0	
1- 1	0- 0	0- 0		AWAY		0- 1		0- 0		1- 0	
1- 1	0- 0	0- 0		NEUTRAL		0- 1		0- 0		1- 0	
3- 11	0- 0	0- 2		CONFERENCE		0- 2		1- 5		2- 2	
1- 6	0- 0	0- 1		HOME		0- 1		1- 2		0- 2	
2- 5	0- 0	0- 1		AWAY		0- 1		0- 3		2- 0	
0- 0	0- 0	0- 0		NEUTRAL		0- 0		0- 0		0- 0	
RPI S	Opponent	Score	RPI S	Opponent	Score	RPI S	Opponent	Score	RPI S	Opponent	Score
			48 A	Pennsylvania	1 3	63 A	Brown	1 3	102 A	Columbia	1 3
			48 H	Pennsylvania	0 3	63 H	Brown	0 3	102 H	Columbia	2 3
						77 N	St. Peter's	0 3	107 A	Cornell	2 3
						79 A	Fairfield	1 3	107 H	Cornell	3 0
						97 H	Hofstra	0 3	118 A	Princeton	1 3
									118 H	Princeton	2 3
									156 A	Harvard	3 1
									156 H	Harvard	2 3
									196 A	Dartmouth	3 0
									196 H	Dartmouth	1 3
									213 N	Tex. A&M-Corp. Chris	3 1
									234 H	Hartford	3 2
									255 A	Manhattan	3 1
									258 H	Iona	3 0
									280 H	Quinnipiac	3 2
									295 H	Sacred Heart	3 0
									300 H	Marist	3 0
LAST 10 GAMES											
			118 H	Princeton	2 3	156 A	Harvard	3 1			
			48 H	Pennsylvania	0 3	196 A	Dartmouth	3 0			
			255 A	Manhattan	3 1	107 H	Cornell	3 0			
			102 A	Columbia	1 3	102 H	Columbia	2 3			
			107 A	Cornell	2 3	118 A	Princeton	1 3			

Non-Div. I Games:

Yale

Average RPI Win: 198		WON-LOST RECORD		WINNING PCT. RANK		LAST 10 GAMES		STRENGTH OF SCHEDULE		OPP. STRENGTH OF SCHEDULE		TEAM RPI		ADJ RPI		CONF. RPI		ADJ CONF. RPI	
Average RPI Loss: 75																			
DIV. I ONLY		9- 15		.375 212		2- 8		163		68		185		.47113 176		9		9	
DIV. I NON-CONF.		5- 4		.55556 131		0- 0		158		130		141		.50899 139		8		8	
TOTALS		RPI 1-25		RPI 26-50		W-L RECORDS		RPI 51-100		RPI 101-150		RPI 150+							
9- 15		0- 5		0- 1		OVERALL		0- 5		3- 2		6- 2							
6- 7		0- 2		0- 1		HOME		0- 2		2- 1		4- 1							
3- 5		0- 2		0- 0		AWAY		0- 2		1- 0		2- 1							
0- 3		0- 1		0- 0		NEUTRAL		0- 1		0- 1		0- 0							
5- 4		0- 1		0- 1		NON-CONFERENCE		0- 0		2- 1		3- 1							
5- 1		0- 0		0- 1		HOME		0- 0		2- 0		3- 0							
0- 1		0- 0		0- 0		AWAY		0- 0		0- 0		0- 1							
0- 2		0- 1		0- 0		NEUTRAL		0- 0		0- 1		0- 0							
4- 11		0- 4		0- 0		CONFERENCE		0- 5		1- 1		3- 1							
1- 6		0- 2		0- 0		HOME		0- 2		0- 1		1- 1							
3- 4		0- 2		0- 0		AWAY		0- 2		1- 0		2- 0							
0- 1		0- 0		0- 0		NEUTRAL		0- 1		0- 0		0- 0							
RPI S	Opponent	Score		RPI S	Opponent	Score		RPI S	Opponent	Score		RPI S	Opponent	Score					
14 N	Cincinnati	1	3	49 H	San Diego	1	3	52 A	Brigham Young	0	3	112 H	Wake Forest	3	0				
17 A	Colorado St.	0	3					52 H	Brigham Young	0	3	143 A	UNLV	3	0				
17 H	Colorado St.	0	3					52 N	Brigham Young	0	3	143 H	UNLV	2	3				
18 A	Utah	0	3					81 A	San Diego St.	1	3	149 H	Texas-Arlington	3	1				
18 H	Utah	0	3					81 H	San Diego St.	1	3	150 N	Furman	1	3				
												186 A	Denver	2	3				
												188 A	New Mexico	3	2				
												188 H	New Mexico	2	3				
												190 H	Idaho St.	3	0				
												235 H	St. Mary's (Cal.)	3	2				
												241 H	Oklahoma	3	0				
												260 A	Air Force	3	0				
												260 H	Air Force	3	0				
				LAST 10 GAMES															
				52 N	Brigham Young	0	3	18 A	Utah	0	3								
				260 H	Air Force	3	0	143 H	UNLV	2	3								
				188 H	New Mexico	2	3	81 H	San Diego St.	1	3								
				17 H	Colorado St.	0	3	17 A	Colorado St.	0	3								
				52 A	Brigham Young	0	3	188 A	New Mexico	3	2								

Non-Div. I Games:

Wyoming

Syracuse

Through Games Of 2001 Final

Average RPI Win:	229	WON-LOST	WINNING	LAST 10	STRENGTH OF	OPP. STRENGTH	TEAM	ADJ	CONF.	ADJ CONF.	
Average RPI Loss:	113	RECORD	PCT. RANK	GAMES	SCHEDULE	OF SCHEDULE	RPI	RPI	RPI	RPI	
DIV. I ONLY	14- 13	.51852	148	6- 4	225	183	176	.47062	177	13	13
DIV. I NON-CONF.	11- 4	.73333	58	4- 0	239	250	148	.49812	148	13	13
<hr/>											
TOTALS	RPI 1-25	RPI 26-50		W-L RECORDS	RPI 51-100		RPI 101-150		RPI 150+		
14- 13	0- 1	0- 3		OVERALL	1- 1		0- 5		13- 3		
9- 6	0- 0	0- 2		HOME	1- 1		0- 3		8- 0		
4- 6	0- 1	0- 1		AWAY	0- 0		0- 2		4- 2		
1- 1	0- 0	0- 0		NEUTRAL	0- 0		0- 0		1- 1		
<hr/>											
11- 4	0- 0	0- 0		NON-CONFERENCE	1- 1		0- 1		10- 2		
7- 2	0- 0	0- 0		HOME	1- 1		0- 1		6- 0		
3- 1	0- 0	0- 0		AWAY	0- 0		0- 0		3- 1		
1- 1	0- 0	0- 0		NEUTRAL	0- 0		0- 0		1- 1		
<hr/>											
3- 9	0- 1	0- 3		CONFERENCE	0- 0		0- 4		3- 1		
2- 4	0- 0	0- 2		HOME	0- 0		0- 2		2- 0		
1- 5	0- 1	0- 1		AWAY	0- 0		0- 2		1- 1		
0- 0	0- 0	0- 0		NEUTRAL	0- 0		0- 0		0- 0		
<hr/>											
RPI S	Opponent	Score	RPI S	Opponent	Score	RPI S	Opponent	Score	RPI S	Opponent	Score
21 A	Notre Dame	0 3	35 H	Rutgers	2 3	79 H	Fairfield	3 2	115 H	Kent St.	0 3
			40 H	Georgetown	1 3	83 H	Northeastern	2 3	126 H	St. John's (N.Y.)	0 3
			47 A	Connecticut	0 3				130 A	Pittsburgh	0 3
									131 H	Seton Hall	1 3
									137 A	Boston College	1 3
									165 N	Charlotte	0 3
									170 H	Virginia Tech	3 0
									182 H	Villanova	3 1
									208 A	Siena	3 0
									210 A	West Virginia	1 3
									214 N	Jacksonville	3 0
									223 A	Central Conn. St.	3 0
									225 A	Valparaiso	0 3
									249 A	Providence	3 1
									256 H	Buffalo	3 1
									257 H	Colgate	3 0
									263 H	Niagara	3 0
									268 A	Auburn	3 0
									269 H	Albany (N.Y.)	3 0
									276 H	Binghamton	3 1
									294 H	Canisius	3 0
<hr/>											
LAST 10 GAMES											

Non-Div. I Games:

Syracuse

Average RPI Win:	244	WON-LOST RECORD	WINNING PCT. RANK	LAST 10 GAMES	STRENGTH OF SCHEDULE	OPP. STRENGTH OF SCHEDULE	TEAM RPI	ADJ RPI	CONF. RPI	ADJ CONF. RPI		
Average RPI Loss:	165											
DIV. I ONLY		18- 9	.66667	77	7- 3	281	237	172	.46959	178	24	24
DIV. I NON-CONF.		9- 5	.64286	97	1- 1	289	176	211	.44638	214	23	23
<hr/>												
TOTALS		RPI 1-25		RPI 26-50		W-L RECORDS		RPI 51-100		RPI 101-150		RPI 150+
18- 9		0- 0		0- 0		OVERALL		0- 2		1- 2		17- 5
6- 2		0- 0		0- 0		HOME		0- 0		0- 1		6- 1
6- 4		0- 0		0- 0		AWAY		0- 1		1- 0		5- 3
6- 3		0- 0		0- 0		NEUTRAL		0- 1		0- 1		6- 1
9- 5		0- 0		0- 0		NON-CONFERENCE		0- 0		0- 1		9- 4
2- 1		0- 0		0- 0		HOME		0- 0		0- 0		2- 1
3- 2		0- 0		0- 0		AWAY		0- 0		0- 0		3- 2
4- 2		0- 0		0- 0		NEUTRAL		0- 0		0- 1		4- 1
9- 4		0- 0		0- 0		CONFERENCE		0- 2		1- 1		8- 1
4- 1		0- 0		0- 0		HOME		0- 0		0- 1		4- 0
3- 2		0- 0		0- 0		AWAY		0- 1		1- 0		2- 1
2- 1		0- 0		0- 0		NEUTRAL		0- 1		0- 0		2- 0
RPI	S	Opponent	Score	RPI	S	Opponent	Score	RPI	S	Opponent	Score	
						94 A UCF	0 3	129 H Georgia St.			0 3	
						94 N UCF	1 3	132 N Winthrop			2 3	
								145 A Fla. Atlantic			3 2	
								185 A East Caro.			0 3	
								185 H East Caro.			1 3	
								205 N Marshall			0 3	
								207 A N.C. A&T			3 2	
								207 H N.C. A&T			3 1	
								211 A Troy St.			2 3	
								214 H Jacksonville			3 0	
								227 A Mercer			3 2	
								227 N Mercer			3 0	
								229 H Samford			3 2	
								229 N Samford			3 1	
								232 A North Carolina St.			3 1	
								247 A UNC Wilmington			2 3	
								247 H UNC Wilmington			3 0	
								262 H Stetson			3 0	
								270 H Jacksonville St.			3 0	
								277 A Belmont			3 1	
								281 A High Point			3 1	
								281 N High Point			3 0	
								281 N High Point			3 1	
								283 N South Carolina St.			3 0	
								290 N Howard			3 1	
				LAST 10 GAMES								
				229 N Samford		3 1	229 H Samford		3 2	281 N High Point		3 1
				94 N UCF		1 3	270 H Jacksonville St.		3 0	283 N South Carolina St.		3 0
				207 H N.C. A&T		3 1	185 H East Caro.		1 3	290 N Howard		3 1
				277 A Belmont		3 1	94 A UCF		0 3			
				227 A Mercer		3 2	145 A Fla. Atlantic		3 2			

Non-Div. I Games:

Campbell

Average RPI Win: 224		WON-LOST	WINNING	LAST 10	STRENGTH OF		OPP. STRENGTH	TEAM	ADJ	CONF.	ADJ CONF.
Average RPI Loss: 145		RECORD	PCT. RANK	GAMES	SCHEDULE		OF SCHEDULE	RPI	RPI	RPI	RPI
DIV. I ONLY		15- 12	.55556	133	6- 4		233	230	175	.46947	179
DIV. I NON-CONF.		7- 4	.63636	102	2- 1		232	202	163	.48739	162
TOTALS		RPI 1-25	RPI 26-50		W-L RECORDS		RPI 51-100		RPI 101-150		RPI 150+
15- 12	0- 0	0- 0		OVERALL		1- 2		1- 6		13- 4	
7- 3	0- 0	0- 0		HOME		0- 0		1- 2		6- 1	
5- 8	0- 0	0- 0		AWAY		0- 2		0- 4		5- 2	
3- 1	0- 0	0- 0		NEUTRAL		1- 0		0- 0		2- 1	
7- 4	0- 0	0- 0		NON-CONFERENCE		1- 2		0- 1		6- 1	
2- 0	0- 0	0- 0		HOME		0- 0		0- 0		2- 0	
2- 3	0- 0	0- 0		AWAY		0- 2		0- 1		2- 0	
3- 1	0- 0	0- 0		NEUTRAL		1- 0		0- 0		2- 1	
8- 8	0- 0	0- 0		CONFERENCE		0- 0		1- 5		7- 3	
5- 3	0- 0	0- 0		HOME		0- 0		1- 2		4- 1	
3- 5	0- 0	0- 0		AWAY		0- 0		0- 3		3- 2	
0- 0	0- 0	0- 0		NEUTRAL		0- 0		0- 0		0- 0	
RPI S	Opponent	Score	RPI S	Opponent	Score	RPI S	Opponent	Score	RPI S	Opponent	Score
						73 A	Bradley	0 3	121 A	Eastern Ill.	0 3
						90 A	Western Ky.	0 3	121 H	Eastern Ill.	3 1
						96 N	St. Louis	3 1	128 A	Tenn.-Martin	0 3
									128 H	Tenn.-Martin	1 3
									136 A	Butler	2 3
									144 A	Morehead St.	0 3
									144 H	Morehead St.	2 3
									151 A	Southeast Mo. St.	0 3
									151 H	Southeast Mo. St.	3 2
									154 A	Chattanooga	3 0
									171 N	Delaware	1 3
									218 H	Evansville	3 2
									222 A	Eastern Ky.	2 3
									222 H	Eastern Ky.	3 0
									228 A	Murray St.	3 1
									228 H	Murray St.	1 3
									238 A	Tennessee Tech	3 2
									238 H	Tennessee Tech	3 0
									248 N	Middle Tenn.	3 1
									277 A	Belmont	3 0
									277 H	Belmont	3 0
									298 A	Tennessee St.	3 0
									298 H	Tennessee St.	3 0
									301 N	Western Ill.	3 0
LAST 10 GAMES											
			121 A	Eastern Ill.	0 3	238 A	Tennessee Tech	3 2			
			128 A	Tenn.-Martin	0 3	154 A	Chattanooga	3 0			
			228 A	Murray St.	3 1	151 H	Southeast Mo. St.	3 2			
			121 H	Eastern Ill.	3 1	90 A	Western Ky.	0 3			
			277 H	Belmont	3 0	228 H	Murray St.	1 3			

Non-Div. I Games:

Austin Peay

Average RPI Win:		203	WON-LOST RECORD		WINNING PCT. RANK		LAST 10 GAMES		STRENGTH OF SCHEDULE		OPP. STRENGTH OF SCHEDULE		TEAM RPI		ADJ RPI		CONF. RPI		ADJ CONF. RPI	
Average RPI Loss:		109																		
DIV. I ONLY			14- 14		.5 156		5- 5		202		164		169		.46916 180		16		16	
DIV. I NON-CONF.			6- 5		.54545 136		1- 1		236		231		209		.44819 213		16		15	
TOTALS		RPI 1-25		RPI 26-50		W-L RECORDS		RPI 51-100		RPI 101-150		RPI 150+								
14- 14		0- 2		0- 0		OVERALL		2- 6		1- 1		11- 5								
9- 4		0- 1		0- 0		HOME		1- 3		1- 0		7- 0								
5- 8		0- 1		0- 0		AWAY		1- 3		0- 1		4- 3								
0- 2		0- 0		0- 0		NEUTRAL		0- 0		0- 0		0- 2								
6- 5		0- 0		0- 0		NON-CONFERENCE		1- 0		1- 1		4- 4								
5- 0		0- 0		0- 0		HOME		1- 0		1- 0		3- 0								
1- 3		0- 0		0- 0		AWAY		0- 0		0- 1		1- 2								
0- 2		0- 0		0- 0		NEUTRAL		0- 0		0- 0		0- 2								
8- 9		0- 2		0- 0		CONFERENCE		1- 6		0- 0		7- 1								
4- 4		0- 1		0- 0		HOME		0- 3		0- 0		4- 0								
4- 5		0- 1		0- 0		AWAY		1- 3		0- 0		3- 1								
0- 0		0- 0		0- 0		NEUTRAL		0- 0		0- 0		0- 0								
RPI	S	Opponent		Score		RPI	S	Opponent		Score		RPI	S	Opponent		Score				
13	A	Northern Iowa		0 3								105	A	Montana St.		0 3				
13	H	Northern Iowa		0 3								64	A	Southwest Mo. St.		1 3				
												64	H	Southwest Mo. St.		1 3				
												73	A	Bradley		2 3				
												73	H	Bradley		2 3				
												85	A	Illinois St.		3 1				
												88	A	Creighton		0 3				
												88	H	Creighton		1 3				

Non-Div. I Games: IPFW

2 3

Indiana St.

Average RPI Win: 196		WON-LOST	WINNING	LAST 10	STRENGTH OF		OPP. STRENGTH	TEAM	ADJ	CONF.	ADJ CONF.
Average RPI Loss: 79		RECORD	PCT. RANK	GAMES	SCHEDULE		OF SCHEDULE	RPI	RPI	RPI	RPI
DIV. I ONLY		9- 17	.34615	224	4- 6		126	98	184	.46853	181
DIV. I NON-CONF.		4- 8	.33333	230	1- 1		107	107	189	.47554	187
TOTALS		RPI 1-25	RPI 26-50		W-L RECORDS		RPI 51-100		RPI 101-150		RPI 150+
9- 17	0- 3	0- 6		OVERALL		0- 2		2- 3		7- 3	
4- 5	0- 1	0- 2		HOME		0- 0		0- 2		4- 0	
3- 9	0- 1	0- 3		AWAY		0- 1		1- 1		2- 3	
2- 3	0- 1	0- 1		NEUTRAL		0- 1		1- 0		1- 0	
4- 8	0- 1	0- 2		NON-CONFERENCE		0- 2		2- 1		2- 2	
1- 1	0- 0	0- 0		HOME		0- 0		0- 1		1- 0	
1- 4	0- 0	0- 1		AWAY		0- 1		1- 0		0- 2	
2- 3	0- 1	0- 1		NEUTRAL		0- 1		1- 0		1- 0	
5- 9	0- 2	0- 4		CONFERENCE		0- 0		0- 2		5- 1	
3- 4	0- 1	0- 2		HOME		0- 0		0- 1		3- 0	
2- 5	0- 1	0- 2		AWAY		0- 0		0- 1		2- 1	
0- 0	0- 0	0- 0		NEUTRAL		0- 0		0- 0		0- 0	
RPI S	Opponent	Score	RPI S	Opponent	Score	RPI S	Opponent	Score	RPI S	Opponent	Score
10 A	Pepperdine	0 3	32 A	Santa Clara	0 3	57 A	Eastern Wash.	0 3	105 H	Montana St.	1 3
10 H	Pepperdine	0 3	32 H	Santa Clara	0 3	73 N	Bradley	1 3	110 A	Loyola Marymount	0 3
16 N	Pacific (Cal.)	0 3	34 A	Washington St.	0 3				110 H	Loyola Marymount	0 3
			43 N	American	2 3				117 N	Western Caro.	3 0
			49 A	San Diego	0 3				143 A	UNLV	3 2
			49 H	San Diego	2 3				160 A	Idaho	1 3
									166 H	Oregon	3 2
									188 A	San Francisco	3 0
									188 H	San Francisco	3 1
									219 A	Montana	0 3
									235 A	St. Mary's (Cal.)	0 3
									235 H	St. Mary's (Cal.)	3 2
									236 A	Portland	3 1
									236 H	Portland	3 2
									253 N	Boise St.	3 1
LAST 10 GAMES											
			236 H	Portland	3 2		188 H	San Francisco	3 1		
			49 A	San Diego	0 3		10 A	Pepperdine	0 3		
			235 A	St. Mary's (Cal.)	0 3		110 A	Loyola Marymount	0 3		
			57 A	Eastern Wash.	0 3		166 H	Oregon	3 2		
			32 H	Santa Clara	0 3		236 A	Portland	3 1		

Non-Div. I Games:

Gonzaga

[illegible]

Non-Div. I Games:

Villanova

Average RPI Win:	261	WON-LOST RECORD	WINNING PCT. RANK	LAST 10 GAMES	STRENGTH OF SCHEDULE	OPP. STRENGTH OF SCHEDULE	TEAM RPI	ADJ RPI	CONF. RPI	ADJ CONF. RPI	
DIV. I ONLY		16- 13	.55172 137	7- 3	234	255	180	.46515 183	28	28	
DIV. I NON-CONF.		7- 11	.38889 216	0- 1	175	190	214	.44253 217	29	29	
<hr/>											
TOTALS	RPI 1-25	RPI 26-50		W-L RECORDS	RPI 51-100		RPI 101-150		RPI 150+		
16- 13	0- 0	0- 2		OVERALL	0- 3		0- 4		16- 4		
6- 4	0- 0	0- 1		HOME	0- 1		0- 0		6- 2		
7- 4	0- 0	0- 1		AWAY	0- 1		0- 1		7- 1		
3- 5	0- 0	0- 0		NEUTRAL	0- 1		0- 3		3- 1		
<hr/>											
7- 11	0- 0	0- 2		NON-CONFERENCE	0- 3		0- 2		7- 4		
2- 4	0- 0	0- 1		HOME	0- 1		0- 0		2- 2		
2- 3	0- 0	0- 1		AWAY	0- 1		0- 0		2- 1		
3- 4	0- 0	0- 0		NEUTRAL	0- 1		0- 2		3- 1		
<hr/>											
9- 2	0- 0	0- 0		CONFERENCE	0- 0		0- 2		9- 0		
4- 0	0- 0	0- 0		HOME	0- 0		0- 0		4- 0		
5- 1	0- 0	0- 0		AWAY	0- 0		0- 1		5- 0		
0- 1	0- 0	0- 0		NEUTRAL	0- 0		0- 1		0- 0		
<hr/>											
RPI S	Opponent	Score	RPI S	Opponent	Score	RPI S	Opponent	Score	RPI S	Opponent	Score
			40 H	Georgetown	0 3	77 N	St. Peter's	1 3	103 N	Akron	0 3
			43 A	American	0 3	91 A	Towson	0 3	120 A	Robert Morris	1 3
						91 H	Towson	0 3	120 N	Robert Morris	1 3
									127 N	Maine	2 3
									153 H	George Washington	2 3
									170 A	Virginia Tech	0 3
									171 A	Delaware	3 2
									185 N	East Caro.	2 3
									199 N	Morgan St.	3 1
									220 A	La Salle	3 1
									223 H	Central Conn. St.	3 0
									233 A	Fairleigh Dickinson	3 0
									239 H	Navy	3 1
									250 H	Va. Commonwealth	1 3
									252 N	Drexel	3 0
									275 H	St. Francis (N.Y.)	3 0
									280 H	Quinnipiac	3 1
									284 A	Wagner	3 2
									284 A	Wagner	3 0
									295 A	Sacred Heart	3 0
									296 H	Long Island	3 0
									304 N	Lafayette	3 0
									308 A	St. Francis (Pa.)	3 0
									310 H	Md.-East. Shore	3 0
<hr/>											
			LAST 10 GAMES								
			120 N	Robert Morris	1 3	280 H	Quinnipiac	3 1	308 A	St. Francis (Pa.)	3 0
			284 A	Wagner	3 0	308 A	St. Francis (Pa.)	3 0	120 A	Robert Morris	1 3
			275 H	St. Francis (N.Y.)	3 0	284 A	Wagner	3 2	233 A	Fairleigh Dickinson	3 0
			296 H	Long Island	3 0						
			43 A	American	0 3						

Non-Div. I Games:

UMBC

La.-Lafayette

Through Games Of 2001 Final

Average RPI Win:	215	WON-LOST RECORD	WINNING PCT. RANK	LAST 10 GAMES	STRENGTH OF SCHEDULE	OPP. STRENGTH OF SCHEDULE	TEAM RPI	ADJ RPI	CONF. RPI	ADJ CONF. RPI			
DIV. I ONLY	14- 11	.56	131	4- 6	242	201	174	.46431	184	20	20		
DIV. I NON-CONF.	5- 2	.71429	64	0- 0	270	192	170	.48489	169	19	19		
<hr/>													
TOTALS	RPI 1-25	RPI 26-50		W-L RECORDS	RPI 51-100		RPI 101-150		RPI 150+				
14- 11	0- 0	0- 0		OVERALL	0- 4		1- 1		13- 6				
6- 2	0- 0	0- 0		HOME	0- 1		1- 0		5- 1				
3- 7	0- 0	0- 0		AWAY	0- 2		0- 1		3- 4				
5- 2	0- 0	0- 0		NEUTRAL	0- 1		0- 0		5- 1				
<hr/>													
5- 2	0- 0	0- 0		NON-CONFERENCE	0- 1		0- 0		5- 1				
0- 0	0- 0	0- 0		HOME	0- 0		0- 0		0- 0				
1- 2	0- 0	0- 0		AWAY	0- 1		0- 0		1- 1				
4- 0	0- 0	0- 0		NEUTRAL	0- 0		0- 0		4- 0				
<hr/>													
9- 9	0- 0	0- 0		CONFERENCE	0- 3		1- 1		8- 5				
6- 2	0- 0	0- 0		HOME	0- 1		1- 0		5- 1				
2- 5	0- 0	0- 0		AWAY	0- 1		0- 1		2- 3				
1- 2	0- 0	0- 0		NEUTRAL	0- 1		0- 0		1- 1				
<hr/>													
RPI	S	Opponent	Score	RPI	S	Opponent	Score	RPI	S	Opponent	Score		
				75 A Florida Int'l				1	3	139 A New Mexico St.		0	3
				89 A LSU				0	3	139 H New Mexico St.		3	1
				90 H Western Ky.				2	3	167 H Ark.-Little Rock		2	3
				90 N Western Ky.				1	3	167 N Ark.-Little Rock		3	1
										186 A Denver		1	3
										186 H Denver		3	2
										204 A North Texas		3	2
										204 H North Texas		3	0
										204 N North Texas		0	3
										211 N Troy St.		3	1
										213 N Tex. A&M-Corp. Chris		3	2
										216 A New Orleans		1	3
										216 H New Orleans		3	0
										221 A Mississippi St.		3	1
										228 N Murray St.		3	0
										241 N Oklahoma		3	1
										242 A Sam Houston St.		2	3
										245 H Arkansas St.		3	2
										248 A Middle Tenn.		1	3
										264 A South Ala.		3	1
						264 H South Ala.		3	2				
<hr/>													
				LAST 10 GAMES									
90 N Western Ky.				1	3	90 H Western Ky.				2	3		
167 N Ark.-Little Rock				3	1	216 H New Orleans				3	0		
139 A New Mexico St.				0	3	264 H South Ala.				3	2		
186 A Denver				1	3	75 A Florida Int'l				1	3		
204 A North Texas				3	2	167 H Ark.-Little Rock				2	3		

Non-Div. I Games:

La.-Lafayette

Average RPI Win:		194	WON-LOST RECORD		WINNING PCT. RANK		LAST 10 GAMES		STRENGTH OF SCHEDULE		OPP. STRENGTH OF SCHEDULE		TEAM RPI		ADJ RPI		CONF. RPI		ADJ CONF. RPI				
DIV. I ONLY			8- 21		.27586 251		4- 6		62		117		182		.46122 185		5		6				
DIV. I NON-CONF.			5- 7		.41667 203		3- 0		110		111		153		.49133 156		5		5				
TOTALS		RPI 1-25		RPI 26-50				W-L RECORDS		RPI 51-100				RPI 101-150				RPI 150+					
8- 21		0- 6		0- 4				OVERALL		0- 3				0- 3				8- 5					
4- 7		0- 3		0- 2				HOME		0- 2				0- 0				4- 0					
3- 10		0- 2		0- 2				AWAY		0- 1				0- 1				3- 4					
1- 4		0- 1		0- 0				NEUTRAL		0- 0				0- 2				1- 1					
5- 7		0- 0		0- 2				NON-CONFERENCE		0- 0				0- 3				5- 2					
2- 1		0- 0		0- 1				HOME		0- 0				0- 0				2- 0					
2- 3		0- 0		0- 1				AWAY		0- 0				0- 1				2- 1					
1- 3		0- 0		0- 0				NEUTRAL		0- 0				0- 2				1- 1					
3- 14		0- 6		0- 2				CONFERENCE		0- 3				0- 0				3- 3					
2- 6		0- 3		0- 1				HOME		0- 2				0- 0				2- 0					
1- 7		0- 2		0- 1				AWAY		0- 1				0- 0				1- 3					
0- 1		0- 1		0- 0				NEUTRAL		0- 0				0- 0				0- 0					
RPI	S	Opponent		Score		RPI	S	Opponent		Score		RPI	S	Opponent		Score		RPI	S	Opponent		Score	
14	A	Cincinnati		0	3	28	H	North Carolina		0	3	84	A	Marquette		0	3	103	N	Akron		0	3
14	H	Cincinnati		0	3	31	A	Duke		0	3	87	H	Memphis		2	3	112	A	Wake Forest		0	3
15	H	Louisville		1	3	33	H	South Fla.		0	3	96	H	St. Louis		1	3	147	N	Northwestern		0	3
24	A	DePaul		0	3	50	A	Houston		1	3							158	A	Tulane		0	3
24	H	DePaul		2	3													165	A	Charlotte		1	3
24	N	DePaul		0	3													165	H	Charlotte		3	2
																		170	A	Virginia Tech		0	3
																		172	H	UAB		3	1
																		178	A	Campbell		3	1
																		178	H	Campbell		3	0
																		183	N	UMBC		3	2
																		198	A	TCU		3	2
																		217	A	Southern Miss.		0	3
																		221	N	Mississippi St.		1	3
																		232	H	North Carolina St.		3	1
																		247	A	UNC Wilmington		3	0
LAST 10 GAMES																							
24	N	DePaul		0	3	14	A	Cincinnati		0	3												
96	H	St. Louis		1	3	178	A	Campbell		3	1												
87	H	Memphis		2	3	165	A	Charlotte		1	3												
247	A	UNC Wilmington		3	0	232	H	North Carolina St.		3	1												
24	H	DePaul		2	3	198	A	TCU		3	2												

Non-Div. I Games:

East Caro.

Average RPI Win:	215	WON-LOST	WINNING	LAST 10	STRENGTH OF	OPP. STRENGTH	TEAM	ADJ	CONF.	ADJ CONF.	
Average RPI Loss:	100	RECORD	PCT. RANK	GAMES	SCHEDULE	OF SCHEDULE	RPI	RPI	RPI	RPI	
DIV. I ONLY	11- 16	.40741	195	5- 5	186	143	187	.45987	187	16	16
DIV. I NON-CONF.	6- 3	.66667	86	2- 0	223	177	147	.50211	147	16	15
<hr/>											
TOTALS	RPI 1-25	RPI 26-50		W-L RECORDS	RPI 51-100		RPI 101-150		RPI 150+		
11- 16	0- 2	0- 0		OVERALL	0- 9		1- 1		10- 4		
5- 6	0- 1	0- 0		HOME	0- 4		1- 0		4- 1		
2- 10	0- 1	0- 0		AWAY	0- 5		0- 1		2- 3		
4- 0	0- 0	0- 0		NEUTRAL	0- 0		0- 0		4- 0		
<hr/>											
6- 3	0- 0	0- 0		NON-CONFERENCE	0- 1		1- 1		5- 1		
1- 1	0- 0	0- 0		HOME	0- 0		1- 0		0- 1		
1- 2	0- 0	0- 0		AWAY	0- 1		0- 1		1- 0		
4- 0	0- 0	0- 0		NEUTRAL	0- 0		0- 0		4- 0		
<hr/>											
5- 13	0- 2	0- 0		CONFERENCE	0- 8		0- 0		5- 3		
4- 5	0- 1	0- 0		HOME	0- 4		0- 0		4- 0		
1- 8	0- 1	0- 0		AWAY	0- 4		0- 0		1- 3		
0- 0	0- 0	0- 0		NEUTRAL	0- 0		0- 0		0- 0		
<hr/>											
RPI	S	Opponent	Score	RPI	S	Opponent	Score	RPI	S	Opponent	Score
13	A	Northern Iowa	0 3					64	A	Southwest Mo. St.	0 3
13	H	Northern Iowa	0 3					64	H	Southwest Mo. St.	1 3
								73	A	Bradley	0 3
								73	H	Bradley	0 3
								82	A	Lamar	0 3
								85	A	Illinois St.	0 3
								85	H	Illinois St.	0 3
								88	A	Creighton	1 3
								88	H	Creighton	0 3

Non-Div. I Games:

Wichita St.

Average RPI Win:		226	WON-LOST RECORD		WINNING PCT. RANK		LAST 10 GAMES		STRENGTH OF SCHEDULE		OPP. STRENGTH OF SCHEDULE		TEAM RPI		ADJ RPI		CONF. RPI		ADJ CONF. RPI				
DIV. I ONLY			9- 16		.36 217		1- 9		171		109		190		.45948 188		15		14				
DIV. I NON-CONF.			5- 6		.45455 185		0- 2		153		139		176		.48776 161		12		11				
TOTALS		RPI 1-25		RPI 26-50				W-L RECORDS		RPI 51-100				RPI 101-150				RPI 150+					
9- 16		0- 3		0- 7				OVERALL		0- 1				2- 2				7- 3					
4- 9		0- 2		0- 4				HOME		0- 0				1- 2				3- 1					
3- 7		0- 1		0- 3				AWAY		0- 1				1- 0				2- 2					
2- 0		0- 0		0- 0				NEUTRAL		0- 0				0- 0				2- 0					
5- 6		0- 1		0- 3				NON-CONFERENCE		0- 1				1- 1				4- 0					
2- 4		0- 1		0- 2				HOME		0- 0				1- 1				1- 0					
1- 2		0- 0		0- 1				AWAY		0- 1				0- 0				1- 0					
2- 0		0- 0		0- 0				NEUTRAL		0- 0				0- 0				2- 0					
4- 10		0- 2		0- 4				CONFERENCE		0- 0				1- 1				3- 3					
2- 5		0- 1		0- 2				HOME		0- 0				0- 1				2- 1					
2- 5		0- 1		0- 2				AWAY		0- 0				1- 0				1- 2					
0- 0		0- 0		0- 0				NEUTRAL		0- 0				0- 0				0- 0					
RPI	S	Opponent		Score		RPI	S	Opponent		Score		RPI	S	Opponent		Score		RPI	S	Opponent		Score	
10	A	Pepperdine		0 3		32	A	Santa Clara		0 3		71	A	Fresno St.		1 3		110	A	Loyola Marymount		3 2	
10	H	Pepperdine		1 3		32	H	Santa Clara		0 3				Loyola Marymount		0 3		110	H	Loyola Marymount		0 3	
14	H	Cincinnati		0 3		37	A	San Jose St.		0 3				California		0 3		116	H	California		0 3	
						37	H	San Jose St.		1 3				Furman		3 0		150	H	Furman		3 0	
						46	H	Oregon St.		0 3				Gonzaga		1 3		181	A	Gonzaga		1 3	
						49	A	San Diego		1 3				Gonzaga		0 3		181	H	Gonzaga		0 3	
						49	H	San Diego		0 3				Bucknell		3 0		224	N	Bucknell		3 0	
														St. Mary's (Cal.)		3 1		235	A	St. Mary's (Cal.)		3 1	
														St. Mary's (Cal.)		3 1		235	H	St. Mary's (Cal.)		3 1	
														Portland		1 3		236	A	Portland		1 3	
														Portland		3 0		236	H	Portland		3 0	
														Va. Commonwealth		3 0		250	A	Va. Commonwealth		3 0	
														Elon		3 0		289	N	Elon		3 0	
														Centenary (La.)		3 0		309	H	Centenary (La.)		3 0	
						LAST 10 GAMES																	
						116	H	California		0 3		181	A	Gonzaga		1 3							
						32	H	Santa Clara		0 3		235	H	St. Mary's (Cal.)		3 1							
						10	H	Pepperdine		1 3		49	H	San Diego		0 3							
						110	H	Loyola Marymount		0 3		37	A	San Jose St.		0 3							
						236	A	Portland		1 3		32	A	Santa Clara		0 3							

Non-Div. I Games:

San Francisco

Average RPI Win: 197		WON-LOST RECORD		WINNING PCT. RANK		LAST 10 GAMES		STRENGTH OF SCHEDULE		OPP. STRENGTH OF SCHEDULE		TEAM RPI		ADJ RPI		CONF. RPI		ADJ CONF. RPI	
Average RPI Loss: 74																			
DIV. I ONLY		5- 20		.2 279		2- 8		55		63		196		.45948 188		9		9	
DIV. I NON-CONF.		2- 8		.2 272		0- 1		43		101		179		.48296 172		8		8	
TOTALS		RPI 1-25		RPI 26-50		W-L RECORDS		RPI 51-100		RPI 101-150		RPI 150+							
5- 20		0- 7		0- 0		OVERALL		0- 7		1- 4		4- 2							
3- 7		0- 3		0- 0		HOME		0- 2		1- 1		2- 1							
2- 11		0- 4		0- 0		AWAY		0- 4		0- 3		2- 0							
0- 2		0- 0		0- 0		NEUTRAL		0- 1		0- 0		0- 1							
2- 8		0- 2		0- 0		NON-CONFERENCE		0- 3		1- 2		1- 1							
2- 1		0- 1		0- 0		HOME		0- 0		1- 0		1- 0							
0- 5		0- 1		0- 0		AWAY		0- 2		0- 2		0- 0							
0- 2		0- 0		0- 0		NEUTRAL		0- 1		0- 0		0- 1							
3- 12		0- 5		0- 0		CONFERENCE		0- 4		0- 2		3- 1							
1- 6		0- 2		0- 0		HOME		0- 2		0- 1		1- 1							
2- 6		0- 3		0- 0		AWAY		0- 2		0- 1		2- 0							
0- 0		0- 0		0- 0		NEUTRAL		0- 0		0- 0		0- 0							
RPI	S	Opponent		Score		RPI	S	Opponent		Score		RPI	S	Opponent		Score			
6	A	Long Beach St.		0	3					52	A	Brigham Young		0	3	110	A	Loyola Marymount	
13	H	Northern Iowa		0	3					52	H	Brigham Young		0	3	124	H	UTEP	
17	A	Colorado St.		0	3					65	A	Texas Tech		0	3	139	A	New Mexico St.	
17	H	Colorado St.		0	3					69	A	Northern Ariz.		0	3	143	A	UNLV	
18	A	Utah		0	3					81	A	San Diego St.		1	3	143	H	UNLV	
18	A	Utah		0	3					81	H	San Diego St.		0	3	163	H	McNeese St.	
18	H	Utah		1	3					93	N	Arizona St.		1	3	168	N	Indiana	
																176	A	Wyoming	
																176	H	Wyoming	
																260	A	Air Force	
																260	H	Air Force	
LAST 10 GAMES																			
18	A	Utah		0	3	52	H	Brigham Young		0	3								
17	A	Colorado St.		0	3	18	H	Utah		1	3								
176	A	Wyoming		3	2	143	A	UNLV		1	3								
260	A	Air Force		3	2	81	A	San Diego St.		1	3								
139	A	New Mexico St.		0	3	176	H	Wyoming		2	3								

Non-Div. I Games:

New Mexico

Average RPI Win:		210	WON-LOST RECORD		WINNING PCT. RANK		LAST 10 GAMES		STRENGTH OF SCHEDULE		OPP. STRENGTH OF SCHEDULE		TEAM RPI		ADJ RPI		CONF. RPI		ADJ CONF. RPI				
Average RPI Loss:		91																					
DIV. I ONLY			10- 18		.35714 218		4- 6		164		130		192		.45867 190		17		17				
DIV. I NON-CONF.			5- 8		.38462 217		1- 2		211		260		236		.42991 228		18		18				
TOTALS		RPI 1-25		RPI 26-50		W-L RECORDS		RPI 51-100		RPI 101-150		RPI 150+											
10- 18		0- 1		0- 1		OVERALL		0- 9		2- 6		8- 1											
6- 9		0- 1		0- 1		HOME		0- 5		1- 2		5- 0											
2- 7		0- 0		0- 0		AWAY		0- 3		0- 3		2- 1											
2- 2		0- 0		0- 0		NEUTRAL		0- 1		1- 1		1- 0											
5- 8		0- 1		0- 1		NON-CONFERENCE		0- 2		1- 3		4- 1											
3- 5		0- 1		0- 1		HOME		0- 2		0- 1		3- 0											
0- 2		0- 0		0- 0		AWAY		0- 0		0- 1		0- 1											
2- 1		0- 0		0- 0		NEUTRAL		0- 0		1- 1		1- 0											
5- 10		0- 0		0- 0		CONFERENCE		0- 7		1- 3		4- 0											
3- 4		0- 0		0- 0		HOME		0- 3		1- 1		2- 0											
2- 5		0- 0		0- 0		AWAY		0- 3		0- 2		2- 0											
0- 1		0- 0		0- 0		NEUTRAL		0- 1		0- 0		0- 0											
RPI	S	Opponent		Score		RPI	S	Opponent		Score		RPI	S	Opponent		Score		RPI	S	Opponent		Score	
18	H	Utah		1	3	46	H	Oregon St.		0	3	57	A	Eastern Wash.		0	3	105	A	Montana St.		0	3
												57	H	Eastern Wash.		1	3	105	H	Montana St.		3	2
												57	N	Eastern Wash.		1	3	112	N	Wake Forest		3	0
												58	A	Sacramento St.		0	3	141	A	Cal St. Northridge		0	3
												58	H	Sacramento St.		2	3	141	H	Cal St. Northridge		1	3
												59	H	Utah St.		0	3	148	A	Weber St.		2	3
												69	A	Northern Ariz.		0	3	148	H	Weber St.		0	3
												69	H	Northern Ariz.		1	3	149	N	Texas-Arlington		1	3
												84	H	Marquette		0	3	166	H	Oregon		3	2
																		176	A	Wyoming		0	3
																		219	A	Montana		3	1
																		219	H	Montana		3	1
																		236	H	Portland		3	0
																		241	N	Oklahoma		3	0
																		253	H	Boise St.		3	0
																		272	A	Portland St.		3	0
																		272	H	Portland St.		3	0
LAST 10 GAMES																							
						253	H	Boise St.		3	0	57	A	Eastern Wash.		0	3						
																		105	H	Montana St.		3	2
																		219	H	Montana		3	1
																		141	A	Cal St. Northridge		0	3
																		58	A	Sacramento St.		0	3

Non-Div. I Games: Montana Western 3 0

Idaho St.

Average RPI Win:	214	WON-LOST RECORD	WINNING PCT. RANK	LAST 10 GAMES	STRENGTH OF SCHEDULE	OPP. STRENGTH OF SCHEDULE	TEAM RPI	ADJ RPI	CONF. RPI	ADJ CONF. RPI		
DIV. I ONLY		6- 23	.2069	274	3- 7	56	54	189	.45673	191	3	3
DIV. I NON-CONF.		3- 6	.33333	230	1- 1	70	166	162	.49155	155	4	4
<hr/>												
TOTALS	RPI 1-25	RPI 26-50		W-L RECORDS		RPI 51-100		RPI 101-150		RPI 150+		
6- 23	0- 9	0- 4		OVERALL		1- 5		1- 1		4- 4		
5- 8	0- 3	0- 2		HOME		1- 2		1- 0		3- 1		
0- 14	0- 6	0- 2		AWAY		0- 2		0- 1		0- 3		
1- 1	0- 0	0- 0		NEUTRAL		0- 1		0- 0		1- 0		
3- 6	0- 3	0- 0		NON-CONFERENCE		0- 2		0- 0		3- 1		
2- 1	0- 0	0- 0		HOME		0- 1		0- 0		2- 0		
0- 4	0- 3	0- 0		AWAY		0- 0		0- 0		0- 1		
1- 1	0- 0	0- 0		NEUTRAL		0- 1		0- 0		1- 0		
3- 17	0- 6	0- 4		CONFERENCE		1- 3		1- 1		1- 3		
3- 7	0- 3	0- 2		HOME		1- 1		1- 0		1- 1		
0- 10	0- 3	0- 2		AWAY		0- 2		0- 1		0- 2		
0- 0	0- 0	0- 0		NEUTRAL		0- 0		0- 0		0- 0		
RPI	S	Opponent	Score	RPI	S	Opponent	Score	RPI	S	Opponent	Score	
6	A	Long Beach St.	0 3	29	A	Penn St.	0 3	51	A	Minnesota	1 3	
7	A	Wisconsin	0 3	29	H	Penn St.	0 3	51	H	Minnesota	0 3	
7	H	Wisconsin	0 3	30	A	Michigan St.	1 3	64	N	Southwest Mo. St.	1 3	
12	A	Ohio St.	1 3	30	H	Michigan St.	0 3	73	H	Bradley	0 3	
12	H	Ohio St.	1 3					99	A	Michigan	2 3	
13	A	Northern Iowa	1 3					99	H	Michigan	3 1	
22	A	Northern Ill.	0 3									
23	A	Illinois	0 3									
23	H	Illinois	0 3									

Non-Div. I Games:

Iowa

Average RPI Win: 256		WON-LOST RECORD		WINNING PCT. RANK		LAST 10 GAMES		STRENGTH OF SCHEDULE		OPP. STRENGTH OF SCHEDULE		TEAM RPI		ADJ RPI		CONF. RPI		ADJ CONF. RPI	
DIV. I ONLY		8- 15		.34783 223		3- 7		187		132		202		.45431 192		10		10	
DIV. I NON-CONF.		4- 4		.5 149		0- 0		159		19		117		.52614 118		6		6	
TOTALS		RPI 1-25		RPI 26-50		W-L RECORDS		RPI 51-100		RPI 101-150		RPI 150+							
8- 15		0- 2		0- 1		OVERALL		0- 7		0- 4		8- 1							
5- 5		0- 1		0- 0		HOME		0- 1		0- 2		5- 1							
1- 8		0- 0		0- 1		AWAY		0- 5		0- 2		1- 0							
2- 2		0- 1		0- 0		NEUTRAL		0- 1		0- 0		2- 0							
4- 4		0- 0		0- 0		NON-CONFERENCE		0- 3		0- 0		4- 1							
3- 1		0- 0		0- 0		HOME		0- 0		0- 0		3- 1							
0- 2		0- 0		0- 0		AWAY		0- 2		0- 0		0- 0							
1- 1		0- 0		0- 0		NEUTRAL		0- 1		0- 0		1- 0							
4- 11		0- 2		0- 1		CONFERENCE		0- 4		0- 4		4- 0							
2- 4		0- 1		0- 0		HOME		0- 1		0- 2		2- 0							
1- 6		0- 0		0- 1		AWAY		0- 3		0- 2		1- 0							
1- 1		0- 1		0- 0		NEUTRAL		0- 0		0- 0		1- 0							
RPI	S	Opponent		Score	RPI	S	Opponent		Score	RPI	S	Opponent		Score					
9	H	Hawaii		0 3	37	A	San Jose St.		0 3	53	A	Col. of Charleston		0 3					
9	N	Hawaii		0 3						55	A	Nevada		0 3					
										71	A	Fresno St.		0 3					
										74	A	Rice		0 3					
										74	H	Rice		0 3					
										75	N	Florida Int'l		2 3					
										92	A	Miami (Fla.)		0 3					
												124 A UTEP		0 3					
												124 H UTEP		0 3					
												132 A Southern Methodist		0 3					
												132 H Southern Methodist		0 3					
												164 H Wis.-Green Bay		0 3					
												226 H Tex.-Pan American		3 0					
												243 A Louisiana Tech		3 0					
												243 H Louisiana Tech		3 0					
												253 H Boise St.		3 1					
												253 N Boise St.		3 2					
												262 N Stetson		3 2					
												267 H UMKC		3 1					
												302 H La.-Monroe		3 0					
LAST 10 GAMES																			
		9 N Hawaii		0 3			132 A Southern Methodist		0 3										
		253 N Boise St.		3 2			74 H Rice		0 3										
		124 A UTEP		0 3			132 H Southern Methodist		0 3										
		243 A Louisiana Tech		3 0			243 H Louisiana Tech		3 0										
		74 A Rice		0 3			124 H UTEP		0 3										

Non-Div. I Games: Nova Southeastern 3 0

Tulsa

Average RPI Win:		198	WON-LOST RECORD		WINNING PCT. RANK		LAST 10 GAMES		STRENGTH OF SCHEDULE		OPP. STRENGTH OF SCHEDULE		TEAM RPI		ADJ RPI		CONF. RPI		ADJ CONF. RPI				
DIV. I ONLY			8- 18		.30769 235		1- 9		140		84		195		.45424 193		6		5				
DIV. I NON-CONF.			4- 4		.5 149		0- 1		176		3		95		.54206 102		2		2				
TOTALS		RPI 1-25		RPI 26-50				W-L RECORDS		RPI 51-100				RPI 101-150				RPI 150+					
8- 18		0- 4		0- 2				OVERALL		0- 4				1- 5				7- 3					
6- 8		0- 2		0- 1				HOME		0- 2				0- 3				6- 0					
1- 9		0- 2		0- 1				AWAY		0- 2				0- 2				1- 2					
1- 1		0- 0		0- 0				NEUTRAL		0- 0				1- 0				0- 1					
4- 4		0- 0		0- 0				NON-CONFERENCE		0- 2				1- 1				3- 1					
3- 2		0- 0		0- 0				HOME		0- 1				0- 1				3- 0					
0- 1		0- 0		0- 0				AWAY		0- 1				0- 0				0- 0					
1- 1		0- 0		0- 0				NEUTRAL		0- 0				1- 0				0- 1					
4- 14		0- 4		0- 2				CONFERENCE		0- 2				0- 4				4- 2					
3- 6		0- 2		0- 1				HOME		0- 1				0- 2				3- 0					
1- 8		0- 2		0- 1				AWAY		0- 1				0- 2				1- 2					
0- 0		0- 0		0- 0				NEUTRAL		0- 0				0- 0				0- 0					
RPI	S	Opponent		Score		RPI	S	Opponent		Score		RPI	S	Opponent		Score		RPI	S	Opponent		Score	
6	A	Long Beach St.		0	3	41	A	UC Santa Barb.		0	3	55	A	Nevada		0	3	110	H	Loyola Marymount		1	3
6	H	Long Beach St.		0	3	41	H	UC Santa Barb.		0	3	59	A	Utah St.		0	3	113	A	Cal Poly		1	3
16	A	Pacific (Cal.)		0	3							59	H	Utah St.		1	3	113	H	Cal Poly		0	3
16	H	Pacific (Cal.)		0	3							64	H	Southwest Mo. St.		1	3	141	A	Cal St. Northridge		1	3
																		141	H	Cal St. Northridge		2	3
																		148	N	Weber St.		3	2
																		160	A	Idaho		0	3
																		160	H	Idaho		3	2
																		191	H	Iowa		3	1
																		195	A	UC Riverside		1	3
																		195	H	UC Riverside		3	1
																		206	A	UC Irvine		3	2
																		206	H	UC Irvine		3	2
																		226	H	Tex.-Pan American		3	0
																		235	N	St. Mary's (Cal.)		0	3
																		255	H	Manhattan		3	0
						LAST 10 GAMES																	
						195	A	UC Riverside		1	3	110	H	Loyola Marymount		1	3						
						41	H	UC Santa Barb.		0	3	206	H	UC Irvine		3	2						
						113	H	Cal Poly		0	3	6	H	Long Beach St.		0	3						
						160	A	Idaho		0	3	16	A	Pacific (Cal.)		0	3						
						59	A	Utah St.		0	3	141	A	Cal St. Northridge		1	3						

Non-Div. I Games:

Cal St. Fullerton

Average RPI Win: 251		WON-LOST	WINNING	LAST 10	STRENGTH OF		OPP. STRENGTH	TEAM	ADJ	CONF.	ADJ CONF.
Average RPI Loss: 122		RECORD	PCT. RANK	GAMES	SCHEDULE		OF SCHEDULE	RPI	RPI	RPI	RPI
DIV. I ONLY		16- 15	.51613	154	255		212	194	.45205	194	19
DIV. I NON-CONF.		7- 3	.7	70	306		301	245	.4128	237	20
TOTALS		RPI 1-25	RPI 26-50		W-L RECORDS		RPI 51-100		RPI 101-150		RPI 150+
16- 15	0- 0	0- 0		OVERALL		0- 6		3- 5		13- 4	
6- 6	0- 0	0- 0		HOME		0- 2		2- 2		4- 2	
6- 7	0- 0	0- 0		AWAY		0- 3		1- 3		5- 1	
4- 2	0- 0	0- 0		NEUTRAL		0- 1		0- 0		4- 1	
7- 3	0- 0	0- 0		NON-CONFERENCE		0- 1		0- 0		7- 2	
1- 1	0- 0	0- 0		HOME		0- 0		0- 0		1- 1	
2- 1	0- 0	0- 0		AWAY		0- 1		0- 0		2- 0	
4- 1	0- 0	0- 0		NEUTRAL		0- 0		0- 0		4- 1	
9- 12	0- 0	0- 0		CONFERENCE		0- 5		3- 5		6- 2	
5- 5	0- 0	0- 0		HOME		0- 2		2- 2		3- 1	
4- 6	0- 0	0- 0		AWAY		0- 2		1- 3		3- 1	
0- 1	0- 0	0- 0		NEUTRAL		0- 1		0- 0		0- 0	
RPI S	Opponent	Score	RPI S	Opponent	Score	RPI S	Opponent	Score	RPI S	Opponent	Score
						53 A	Col. of Charleston	0 3	109 A	Ga. Southern	3 2
						53 H	Col. of Charleston	1 3	109 H	Ga. Southern	0 3
						53 N	Col. of Charleston	0 3	117 A	Western Caro.	0 3
						78 A	East Tenn. St.	1 3	117 H	Western Caro.	3 1
						78 H	East Tenn. St.	1 3	146 A	Davidson	1 3
						92 A	Miami (Fla.)	0 3	146 H	Davidson	1 3
									150 A	Furman	1 3
									150 H	Furman	3 2
									154 A	Chattanooga	0 3
									154 H	Chattanooga	2 3
									172 N	UAB	1 3
									244 H	UNC Asheville	3 0
									265 A	Appalachian St.	3 0
									265 H	Appalachian St.	3 1
									278 A	Hampton	3 0
									281 A	High Point	3 2
									281 H	High Point	2 3
									282 A	UNC Greensboro	3 1
									282 H	UNC Greensboro	3 0
									285 A	Citadel	3 1
									285 H	Citadel	3 0
									289 N	Elon	3 1
									289 N	Elon	3 0
									296 N	Long Island	3 0
									303 N	Norfolk St.	3 0
			LAST 10 GAMES								
			53 N	Col. of Charleston	0 3	285 A	Citadel	3 1			
			109 A	Ga. Southern	3 2	78 A	East Tenn. St.	1 3			
			117 H	Western Caro.	3 1	265 A	Appalachian St.	3 0			
			154 H	Chattanooga	2 3	150 A	Furman	1 3			
			53 A	Col. of Charleston	0 3	285 H	Citadel	3 0			

Non-Div. I Games: Savannah St. 3 0

Wofford

UC Riverside

Through Games Of 2001 Final

Average RPI Win:	224	WON-LOST RECORD	WINNING PCT. RANK	LAST 10 GAMES	STRENGTH OF SCHEDULE	OPP. STRENGTH OF SCHEDULE	TEAM RPI	ADJ RPI	CONF. RPI	ADJ CONF. RPI	
Average RPI Loss:	95										
DIV. I ONLY	10- 17	.37037	213	2- 8	183	135	193	.44935	195	6	5
DIV. I NON-CONF.	7- 2	.77778	37	0- 0	219	70	88	.54588	95	2	2
<hr/>											
TOTALS	RPI 1-25	RPI 26-50		W-L RECORDS	RPI 51-100		RPI 101-150		RPI 150+		
10- 17	0- 4	0- 3		OVERALL	0- 2		1- 3		9- 5		
2- 8	0- 2	0- 2		HOME	0- 1		1- 1		1- 2		
5- 8	0- 2	0- 1		AWAY	0- 1		0- 2		5- 2		
3- 1	0- 0	0- 0		NEUTRAL	0- 0		0- 0		3- 1		
<hr/>											
7- 2	0- 0	0- 1		NON-CONFERENCE	0- 0		0- 0		7- 1		
0- 1	0- 0	0- 1		HOME	0- 0		0- 0		0- 0		
4- 0	0- 0	0- 0		AWAY	0- 0		0- 0		4- 0		
3- 1	0- 0	0- 0		NEUTRAL	0- 0		0- 0		3- 1		
<hr/>											
3- 15	0- 4	0- 2		CONFERENCE	0- 2		1- 3		2- 4		
2- 7	0- 2	0- 1		HOME	0- 1		1- 1		1- 2		
1- 8	0- 2	0- 1		AWAY	0- 1		0- 2		1- 2		
0- 0	0- 0	0- 0		NEUTRAL	0- 0		0- 0		0- 0		
<hr/>											
RPI S	Opponent	Score	RPI S	Opponent	Score	RPI S	Opponent	Score	RPI S	Opponent	Score
6 A	Long Beach St.	0 3	41 A	UC Santa Barb.	0 3	59 A	Utah St.	0 3	113 A	Cal Poly	0 3
6 H	Long Beach St.	0 3	41 H	UC Santa Barb.	0 3	59 H	Utah St.	0 3	113 H	Cal Poly	3 2
16 A	Pacific (Cal.)	0 3	49 H	San Diego	2 3				141 A	Cal St. Northridge	0 3
16 H	Pacific (Cal.)	0 3							141 H	Cal St. Northridge	0 3
									160 A	Idaho	0 3
									160 H	Idaho	0 3
									161 A	Army	3 1
									193 A	Cal St. Fullerton	1 3
									193 H	Cal St. Fullerton	3 1
									203 A	Fordham	3 0
									206 A	UC Irvine	3 1
									206 H	UC Irvine	2 3
									208 N	Siena	1 3
									255 N	Manhattan	3 0
									257 A	Colgate	3 0
									276 A	Binghamton	3 1
									282 N	UNC Greensboro	3 1
									290 N	Howard	3 0
<hr/>											
			LAST 10 GAMES								
			193 H Cal St. Fullerton 3 1			6 H Long Beach St. 0 3					
			113 H Cal Poly 3 2			206 H UC Irvine 2 3					
			41 H UC Santa Barb. 0 3			141 A Cal St. Northridge 0 3					
			59 A Utah St. 0 3			16 A Pacific (Cal.) 0 3					
			160 A Idaho 0 3			41 A UC Santa Barb. 0 3					

Non-Div. I Games:

UC Riverside

Average RPI Win:	207	WON-LOST RECORD	WINNING PCT. RANK	LAST 10 GAMES	STRENGTH OF SCHEDULE	OPP. STRENGTH OF SCHEDULE	TEAM RPI	ADJ RPI	CONF. RPI	ADJ CONF. RPI		
DIV. I ONLY		7- 17	.29167	241	0- 8	105	190	201	.44927	196	11	11
DIV. I NON-CONF.		5- 5	.5	149	0- 0	145	272	180	.47967	180	17	17
<hr/>												
TOTALS	RPI 1-25	RPI 26-50		W-L RECORDS		RPI 51-100		RPI 101-150		RPI 150+		
7- 17	0- 0	0- 1		OVERALL		0- 2		1- 11		6- 3		
3- 7	0- 0	0- 0		HOME		0- 1		0- 4		3- 2		
3- 7	0- 0	0- 1		AWAY		0- 1		1- 5		2- 0		
1- 3	0- 0	0- 0		NEUTRAL		0- 0		0- 2		1- 1		
<hr/>												
5- 5	0- 0	0- 0		NON-CONFERENCE		0- 0		1- 4		4- 1		
3- 0	0- 0	0- 0		HOME		0- 0		0- 0		3- 0		
1- 2	0- 0	0- 0		AWAY		0- 0		1- 2		0- 0		
1- 3	0- 0	0- 0		NEUTRAL		0- 0		0- 2		1- 1		
<hr/>												
2- 12	0- 0	0- 1		CONFERENCE		0- 2		0- 7		2- 2		
0- 7	0- 0	0- 0		HOME		0- 1		0- 4		0- 2		
2- 5	0- 0	0- 1		AWAY		0- 1		0- 3		2- 0		
0- 0	0- 0	0- 0		NEUTRAL		0- 0		0- 0		0- 0		
<hr/>												
RPI	S	Opponent	Score	RPI	S	Opponent	Score	RPI	S	Opponent	Score	
				48	A	Pennsylvania	0 3	63	A	Brown	0 3	
								63	H	Brown	1 3	
								102	A	Columbia	1 3	
								102	H	Columbia	1 3	
								107	A	Cornell	1 3	
								107	H	Cornell	2 3	
								114	A	Massachusetts	1 3	
								118	A	Princeton	0 3	
								118	H	Princeton	0 3	
								118	H	Princeton	0 3	
								122	N	New Hampshire	1 3	
								127	A	Maine	3 2	
								129	N	Georgia St.	0 3	
								137	A	Boston College	0 3	
								156	A	Harvard	3 1	
								156	H	Harvard	2 3	
								175	A	Yale	3 1	
								175	H	Yale	0 3	
								208	H	Siena	3 0	
								223	H	Central Conn. St.	3 1	
								256	N	Buffalo	3 1	
								276	N	Binghamton	2 3	
								307	H	Vermont	3 0	
<hr/>												
LAST 10 GAMES												
				107	H	Cornell	2 3	175	H	Yale	0 3	
				102	H	Columbia	1 3	118	H	Princeton	0 3	
				118	A	Princeton	0 3	118	H	Princeton	0 3	
				48	A	Pennsylvania	0 3	102	A	Columbia	1 3	
				63	H	Brown	1 3	107	A	Cornell	1 3	

Non-Div. I Games:

Dartmouth

Average RPI Win: 243		WON-LOST	WINNING	LAST 10	STRENGTH OF	OPP. STRENGTH	TEAM	ADJ	CONF.	ADJ CONF.				
Average RPI Loss: 71		RECORD	PCT. RANK	GAMES	SCHEDULE	OF SCHEDULE	RPI	RPI	RPI	RPI				
DIV. I ONLY		4- 22	.15385	291	0- 10	59	41	206	.44769	197	2	2		
DIV. I NON-CONF.		3- 3	.5	149	0- 1	170	239	195	.47277	195	3	3		
<hr/>														
TOTALS		RPI 1-25		RPI 26-50		W-L RECORDS		RPI 51-100		RPI 101-150		RPI 150+		
4- 22		0- 9		0- 0		OVERALL		0- 8		0- 3		4- 2		
3- 9		0- 4		0- 0		HOME		0- 4		0- 1		3- 0		
1- 11		0- 5		0- 0		AWAY		0- 4		0- 1		1- 1		
0- 2		0- 0		0- 0		NEUTRAL		0- 0		0- 1		0- 1		
3- 3		0- 1		0- 0		NON-CONFERENCE		0- 0		0- 1		3- 1		
2- 0		0- 0		0- 0		HOME		0- 0		0- 0		2- 0		
1- 1		0- 1		0- 0		AWAY		0- 0		0- 0		1- 0		
0- 2		0- 0		0- 0		NEUTRAL		0- 0		0- 1		0- 1		
1- 19		0- 8		0- 0		CONFERENCE		0- 8		0- 2		1- 1		
1- 9		0- 4		0- 0		HOME		0- 4		0- 1		1- 0		
0- 10		0- 4		0- 0		AWAY		0- 4		0- 1		0- 1		
0- 0		0- 0		0- 0		NEUTRAL		0- 0		0- 0		0- 0		
RPI	S	Opponent		Score	RPI	S	Opponent		Score	RPI	S	Opponent		Score
2	A	Nebraska		0 3			65	A	Texas Tech	0 3	135	A	Kansas	1 3
2	H	Nebraska		0 3			65	H	Texas Tech	0 3	135	H	Kansas	0 3
11	A	Texas A&M		0 3			66	A	Baylor	0 3	144	N	Morehead St.	1 3
11	H	Texas A&M		0 3			66	H	Baylor	0 3	164	A	Wis.-Green Bay	3 1
13	A	Northern Iowa		0 3			67	A	Texas	0 3	241	A	Oklahoma	1 3
20	A	Kansas St.		0 3			67	H	Texas	0 3	241	H	Oklahoma	3 1
20	H	Kansas St.		1 3			70	A	Missouri	0 3	242	N	Sam Houston St.	0 3
25	A	Colorado		0 3			70	H	Missouri	0 3	266	H	Drake	3 1
25	H	Colorado		0 3							301	H	Western Ill.	3 0
<hr/>														
LAST 10 GAMES														
		2	H	Nebraska	0	3			135	H	Kansas	0	3	
		241	A	Oklahoma	1	3			20	A	Kansas St.	0	3	
		65	H	Texas Tech	0	3			70	H	Missouri	0	3	
		13	A	Northern Iowa	0	3			25	H	Colorado	0	3	
		11	A	Texas A&M	0	3			66	A	Baylor	0	3	

Non-Div. I Games:

Iowa St.

Average RPI Win: 172		WON-LOST RECORD		WINNING PCT. RANK		LAST 10 GAMES		STRENGTH OF SCHEDULE		OPP. STRENGTH OF SCHEDULE		TEAM RPI		ADJ RPI		CONF. RPI		ADJ CONF. RPI					
DIV. I ONLY		7- 21		.25 258		1- 9		90		111		198		.4462 198		5		6					
DIV. I NON-CONF.		4- 8		.33333 230		0- 1		96		93		174		.48541 166		5		5					
TOTALS		RPI 1-25		RPI 26-50		W-L RECORDS		RPI 51-100		RPI 101-150		RPI 150+											
7- 21		0- 3		1- 3		OVERALL		1- 4		0- 5		5- 6											
5- 6		0- 1		0- 1		HOME		1- 2		0- 0		4- 2											
1- 12		0- 2		1- 2		AWAY		0- 2		0- 3		0- 3											
1- 3		0- 0		0- 0		NEUTRAL		0- 0		0- 2		1- 1											
4- 8		0- 0		0- 1		NON-CONFERENCE		0- 1		0- 5		4- 1											
3- 0		0- 0		0- 0		HOME		0- 0		0- 0		3- 0											
0- 5		0- 0		0- 1		AWAY		0- 1		0- 3		0- 0											
1- 3		0- 0		0- 0		NEUTRAL		0- 0		0- 2		1- 1											
3- 13		0- 3		1- 2		CONFERENCE		1- 3		0- 0		1- 5											
2- 6		0- 1		0- 1		HOME		1- 2		0- 0		1- 2											
1- 7		0- 2		1- 1		AWAY		0- 1		0- 0		0- 3											
0- 0		0- 0		0- 0		NEUTRAL		0- 0		0- 0		0- 0											
RPI	S	Opponent		Score		RPI	S	Opponent		Score		RPI	S	Opponent		Score							
14	A	Cincinnati		1	3	33	A	South Fla.		0	3	65	A	Texas Tech		0	3	105	A	Montana St.	0	3	
15	A	Louisville		0	3	47	A	Connecticut		0	3	84	H	Marquette		0	3	114	N	Massachusetts	0	3	
24	H	DePaul		1	3	50	A	Houston		3	2	87	H	Memphis		1	3	122	N	New Hampshire	1	3	
						50	H	Houston		0	3	96	A	St. Louis		1	3	132	A	Southern Methodist	1	3	
												96	H	St. Louis		3	1	149	A	Texas-Arlington	0	3	
																		158	A	Tulane	0	3	
																		165	H	Charlotte	1	3	
																		172	A	UAB	1	3	
																		180	N	Indiana St.	3	2	
																		185	H	East Caro.	2	3	
																		186	N	Denver	0	3	
																		204	H	North Texas	3	2	
																		215	H	Southwest Tex. St.	3	2	
																		217	A	Southern Miss.	1	3	
																		217	H	Southern Miss.	3	2	
																		242	H	Sam Houston St.	3	0	
						LAST 10 GAMES																	
						84	H	Marquette		0	3	149	A	Texas-Arlington		0	3						
						24	H	DePaul		1	3	33	A	South Fla.		0	3						
						50	A	Houston		3	2	172	A	UAB		1	3						
						217	A	Southern Miss.		1	3	185	H	East Caro.		2	3						
						158	A	Tulane		0	3	165	H	Charlotte		1	3						

Non-Div. I Games:

TCU

[illegible]

Non-Div. I Games:

Morgan St.

M
o
r
g
a
n
s
t
.

M
o
r
g
a
n
s
t
.

Morgan St.

Average RPI Win:	238	WON-LOST	WINNING	LAST 10	STRENGTH OF	OPP. STRENGTH	TEAM	ADJ	CONF.	ADJ CONF.	
Average RPI Loss:	100	RECORD	PCT. RANK	GAMES	SCHEDULE	OF SCHEDULE	RPI	RPI	RPI	RPI	
DIV. I ONLY	10- 17	.37037	213	1- 8	194	171	204	.44462	200	12	12
DIV. I NON-CONF.	9- 3	.75	46	1- 1	234	257	140	.50708	140	10	10
<hr/>											
TOTALS	RPI 1-25	RPI 26-50		W-L RECORDS	RPI 51-100		RPI 101-150		RPI 150+		
10- 17	0- 0	0- 6		OVERALL	0- 2		1- 6		9- 3		
2- 7	0- 0	0- 2		HOME	0- 1		0- 3		2- 1		
3- 9	0- 0	0- 3		AWAY	0- 1		1- 3		2- 2		
5- 1	0- 0	0- 1		NEUTRAL	0- 0		0- 0		5- 0		
<hr/>											
9- 3	0- 0	0- 1		NON-CONFERENCE	0- 0		1- 2		8- 0		
1- 1	0- 0	0- 0		HOME	0- 0		0- 1		1- 0		
3- 2	0- 0	0- 1		AWAY	0- 0		1- 1		2- 0		
5- 0	0- 0	0- 0		NEUTRAL	0- 0		0- 0		5- 0		
<hr/>											
1- 14	0- 0	0- 5		CONFERENCE	0- 2		0- 4		1- 3		
1- 6	0- 0	0- 2		HOME	0- 1		0- 2		1- 1		
0- 7	0- 0	0- 2		AWAY	0- 1		0- 2		0- 2		
0- 1	0- 0	0- 1		NEUTRAL	0- 0		0- 0		0- 0		
<hr/>											
RPI	S	Opponent	Score	RPI	S	Opponent	Score	RPI	S	Opponent	Score
				29	A	Penn St.	0 3	62	A	Wright St.	0 3
				38	A	Wis.-Milwaukee	1 3	62	H	Wright St.	1 3
				38	H	Wis.-Milwaukee	0 3				
				44	A	Loyola (Ill.)	1 3				
				44	H	Loyola (Ill.)	0 3				
				44	N	Loyola (Ill.)	0 3				

Non-Div. I Games: IPFW

1 3

Youngstown St.

Average RPI Win: 261		WON-LOST	WINNING	LAST 10	STRENGTH OF		OPP. STRENGTH	TEAM	ADJ	CONF.	ADJ CONF.		
Average RPI Loss: 97		RECORD	PCT. RANK	GAMES	SCHEDULE		OF SCHEDULE	RPI	RPI	RPI	RPI		
DIV. I ONLY		7- 19	.26923	253	2- 8		125	180	221	.44347	201	12	12
DIV. I NON-CONF.		5- 6	.45455	185	0- 2		181	108	190	.48107	175	10	10
<hr/>													
TOTALS		RPI 1-25		RPI 26-50		W-L RECORDS		RPI 51-100		RPI 101-150		RPI 150+	
7- 19		0- 0		0- 5		OVERALL		0- 5		0- 7		7- 2	
5- 7		0- 0		0- 2		HOME		0- 2		0- 2		5- 1	
1- 11		0- 0		0- 3		AWAY		0- 2		0- 5		1- 1	
1- 1		0- 0		0- 0		NEUTRAL		0- 1		0- 0		1- 0	
5- 6		0- 0		0- 0		NON-CONFERENCE		0- 3		0- 3		5- 0	
4- 1		0- 0		0- 0		HOME		0- 1		0- 0		4- 0	
0- 4		0- 0		0- 0		AWAY		0- 1		0- 3		0- 0	
1- 1		0- 0		0- 0		NEUTRAL		0- 1		0- 0		1- 0	
2- 13		0- 0		0- 5		CONFERENCE		0- 2		0- 4		2- 2	
1- 6		0- 0		0- 2		HOME		0- 1		0- 2		1- 1	
1- 7		0- 0		0- 3		AWAY		0- 1		0- 2		1- 1	
0- 0		0- 0		0- 0		NEUTRAL		0- 0		0- 0		0- 0	
RPI S	Opponent	Score	RPI S	Opponent	Score	RPI S	Opponent	Score	RPI S	Opponent	Score		
			38 A	Wis.-Milwaukee	0 3	62 A	Wright St.	0 3	106 A	Toledo	1 3		
			38 A	Wis.-Milwaukee	0 3	62 H	Wright St.	1 3	111 A	Eastern Mich.	0 3		
			38 H	Wis.-Milwaukee	1 3	80 A	Bowling Green	0 3	115 A	Kent St.	2 3		
			44 A	Loyola (Ill.)	0 3	90 N	Western Ky.	0 3	136 A	Butler	0 3		
			44 H	Loyola (Ill.)	0 3	91 H	Towson	2 3	136 H	Butler	0 3		
									142 A	Ill.-Chicago	0 3		
									142 H	Ill.-Chicago	1 3		
									164 A	Wis.-Green Bay	3 2		
									164 H	Wis.-Green Bay	1 3		
									200 A	Youngstown St.	1 3		
									200 H	Youngstown St.	3 2		
									263 H	Niagara	3 1		
									293 H	Oakland	3 0		
									294 H	Canisius	3 0		
									305 N	Chicago St.	3 0		
									308 H	St. Francis (Pa.)	3 0		
<hr/>													
LAST 10 GAMES													
			38 A	Wis.-Milwaukee	0 3	164 A	Wis.-Green Bay	3 2					
			80 A	Bowling Green	0 3	115 A	Kent St.	2 3					
			142 H	Ill.-Chicago	1 3	200 H	Youngstown St.	3 2					
			44 H	Loyola (Ill.)	0 3	136 H	Butler	0 3					
			38 A	Wis.-Milwaukee	0 3	62 H	Wright St.	1 3					

Non-Div. I Games:

Cleveland St.

Average RPI Win:	270	WON-LOST	WINNING	LAST 10	STRENGTH OF	OPP. STRENGTH	TEAM	ADJ	CONF.	ADJ CONF.	
Average RPI Loss:	127	RECORD	PCT. RANK	GAMES	SCHEDULE	OF SCHEDULE	RPI	RPI	RPI	RPI	
DIV. I ONLY		10- 21	.32258 230	4- 6		136	235	213	.44187 202	26	25
DIV. I NON-CONF.		5- 11	.3125 246	1- 1		59	282	197	.47454 190	21	21
<hr/>											
TOTALS	RPI 1-25	RPI 26-50		W-L RECORDS	RPI 51-100		RPI 101-150		RPI 150+		
10- 21	0- 0	0- 1		OVERALL	0- 4		0- 11		10- 4		
3- 6	0- 0	0- 0		HOME	0- 1		0- 3		3- 2		
5- 11	0- 0	0- 0		AWAY	0- 2		0- 6		5- 2		
2- 4	0- 0	0- 1		NEUTRAL	0- 1		0- 2		2- 0		
<hr/>											
5- 11	0- 0	0- 1		NON-CONFERENCE	0- 4		0- 4		5- 1		
1- 1	0- 0	0- 0		HOME	0- 1		0- 0		1- 0		
2- 5	0- 0	0- 0		AWAY	0- 2		0- 2		2- 1		
2- 4	0- 0	0- 1		NEUTRAL	0- 1		0- 2		2- 0		
<hr/>											
5- 10	0- 0	0- 0		CONFERENCE	0- 0		0- 7		5- 3		
2- 5	0- 0	0- 0		HOME	0- 0		0- 3		2- 2		
3- 5	0- 0	0- 0		AWAY	0- 0		0- 4		3- 1		
0- 0	0- 0	0- 0		NEUTRAL	0- 0		0- 0		0- 0		
<hr/>											
RPI S	Opponent	Score	RPI S	Opponent	Score	RPI S	Opponent	Score	RPI S	Opponent	Score
			43 N	American	0 3	53 A	Col. of Charleston	0 3	101 A	Radford	0 3
						53 H	Col. of Charleston	0 3	101 H	Radford	2 3
						91 A	Towson	1 3	102 N	Columbia	0 3
						92 N	Miami (Fla.)	0 3	104 A	Liberty	1 3
									104 A	Liberty	1 3
									104 H	Liberty	2 3
									129 A	Georgia St.	1 3
									132 A	Winthrop	0 3
									132 H	Winthrop	1 3
									132 N	Southern Methodist	1 3
									146 A	Davidson	2 3
									158 A	Tulane	0 3
									231 A	Charleston So.	2 3
									231 H	Charleston So.	3 1
									244 A	UNC Asheville	3 2
									244 H	UNC Asheville	1 3
									247 A	UNC Wilmington	3 0
									254 A	Birmingham-So.	3 2
									254 H	Birmingham-So.	3 0
									281 A	High Point	3 1
									281 H	High Point	2 3
			LAST 10 GAMES						289 A	Elon	3 0
			104 A	Liberty	1 3	132 A	Winthrop	0 3	289 H	Elon	3 0
			104 H	Liberty	2 3	129 A	Georgia St.	1 3	302 N	La.-Monroe	3 0
			101 H	Radford	2 3	281 H	High Point	2 3	310 N	Md.-East. Shore	3 0
			231 H	Charleston So.	3 1	289 H	Elon	3 0			
			254 A	Birmingham-So.	3 2	244 A	UNC Asheville	3 2			

Non-Div. I Games:

Coastal Caro.

Average RPI Win: 247		WON-LOST RECORD		WINNING PCT. RANK		LAST 10 GAMES		STRENGTH OF SCHEDULE		OPP. STRENGTH OF SCHEDULE		TEAM RPI		ADJ RPI		CONF. RPI		ADJ CONF. RPI	
DIV. I ONLY		7- 18		.28 249		1- 9		139		149		214		.44161 203		8		8	
DIV. I NON-CONF.		5- 4		.55556 131		0- 1		197		255		186		.47709 185		11		12	
TOTALS		RPI 1-25		RPI 26-50		W-L RECORDS		RPI 51-100		RPI 101-150		RPI 150+							
7- 18		0- 2		0- 3		OVERALL		0- 4		0- 6		7- 3							
3- 9		0- 1		0- 1		HOME		0- 2		0- 3		3- 2							
2- 9		0- 1		0- 2		AWAY		0- 2		0- 3		2- 1							
2- 0		0- 0		0- 0		NEUTRAL		0- 0		0- 0		2- 0							
5- 4		0- 0		0- 1		NON-CONFERENCE		0- 0		0- 2		5- 1							
2- 2		0- 0		0- 0		HOME		0- 0		0- 1		2- 1							
1- 2		0- 0		0- 1		AWAY		0- 0		0- 1		1- 0							
2- 0		0- 0		0- 0		NEUTRAL		0- 0		0- 0		2- 0							
2- 14		0- 2		0- 2		CONFERENCE		0- 4		0- 4		2- 2							
1- 7		0- 1		0- 1		HOME		0- 2		0- 2		1- 1							
1- 7		0- 1		0- 1		AWAY		0- 2		0- 2		1- 1							
0- 0		0- 0		0- 0		NEUTRAL		0- 0		0- 0		0- 0							
RPI	S	Opponent		Score	RPI	S	Opponent		Score	RPI	S	Opponent		Score	RPI	S	Opponent		Score
19	A	Xavier		0 3	39	A	Dayton		0 3	54	A	Temple		0 3	114	A	Massachusetts		2 3
19	H	Xavier		1 3	39	H	Dayton		0 3	54	H	Temple		1 3	114	H	Massachusetts		0 3
					47	A	Connecticut		1 3	60	A	Rhode Island		0 3	126	A	St. John's (N.Y.)		1 3
										60	H	Rhode Island		2 3	131	H	Seton Hall		2 3
															138	A	Duquesne		0 3
															138	H	Duquesne		0 3
															153	A	George Washington		2 3
															153	H	George Washington		1 3
															195	H	UC Riverside		0 3
															208	N	Siena		3 0
															220	A	La Salle		3 1
															220	H	La Salle		3 0
															255	H	Manhattan		3 2
															257	A	Colgate		3 2
															282	N	UNC Greensboro		3 0
															290	H	Howard		3 0
LAST 10 GAMES					LAST 10 GAMES					LAST 10 GAMES					LAST 10 GAMES				
					220	H	La Salle		3 0	153	A	George Washington		2 3					
					54	H	Temple		1 3	47	A	Connecticut		1 3					
					60	A	Rhode Island		0 3	39	H	Dayton		0 3					
					114	H	Massachusetts		0 3	19	H	Xavier		1 3					
					138	A	Duquesne		0 3	54	A	Temple		0 3					

Non-Div. I Games:

Fordham

Average RPI Win: 221		WON-LOST	WINNING	LAST 10	STRENGTH OF		OPP. STRENGTH	TEAM	ADJ	CONF.	ADJ CONF.
Average RPI Loss: 142		RECORD	PCT. RANK	GAMES	SCHEDULE		OF SCHEDULE	RPI	RPI	RPI	RPI
DIV. I ONLY		12- 17	.41379	192	3- 6		203	191	197	.44153	204
DIV. I NON-CONF.		4- 8	.33333	230	0- 2		194	245	239	.4178	235
TOTALS		RPI 1-25	RPI 26-50		W-L RECORDS		RPI 51-100		RPI 101-150		RPI 150+
12- 17	0- 0	0- 0		OVERALL		0- 6		0- 5		12- 6	
5- 5	0- 0	0- 0		HOME		0- 0		0- 2		5- 3	
4- 8	0- 0	0- 0		AWAY		0- 4		0- 2		4- 2	
3- 4	0- 0	0- 0		NEUTRAL		0- 2		0- 1		3- 1	
4- 8	0- 0	0- 0		NON-CONFERENCE		0- 3		0- 3		4- 2	
1- 1	0- 0	0- 0		HOME		0- 0		0- 1		1- 0	
1- 4	0- 0	0- 0		AWAY		0- 2		0- 1		1- 1	
2- 3	0- 0	0- 0		NEUTRAL		0- 1		0- 1		2- 1	
8- 9	0- 0	0- 0		CONFERENCE		0- 3		0- 2		8- 4	
4- 4	0- 0	0- 0		HOME		0- 0		0- 1		4- 3	
3- 4	0- 0	0- 0		AWAY		0- 2		0- 1		3- 1	
1- 1	0- 0	0- 0		NEUTRAL		0- 1		0- 0		1- 0	
RPI S	Opponent	Score	RPI S	Opponent	Score	RPI S	Opponent	Score	RPI S	Opponent	Score
						60 N	Rhode Island	2 3	113 N	Cal Poly	1 3
						66 A	Baylor	0 3	132 A	Southern Methodist	1 3
						75 A	Florida Int'l	2 3	139 A	New Mexico St.	2 3
						75 N	Florida Int'l	2 3	139 H	New Mexico St.	2 3
						90 A	Western Ky.	1 3	148 H	Weber St.	2 3
						92 A	Miami (Fla.)	2 3	167 H	Ark.-Little Rock	3 1
									184 A	La.-Lafayette	0 3
									184 H	La.-Lafayette	2 3
									184 N	La.-Lafayette	3 0
									186 A	Denver	3 1
									186 H	Denver	3 2
									198 A	TCU	2 3
									213 N	Tex. A&M-Corp. Chris	2 3
									216 A	New Orleans	3 0
									216 H	New Orleans	3 2
									226 N	Tex.-Pan American	3 0
									241 N	Oklahoma	3 2
									242 A	Sam Houston St.	3 2
									245 H	Arkansas St.	2 3
									248 H	Middle Tenn.	3 0
									264 A	South Ala.	3 0
									264 H	South Ala.	2 3
									271 H	Prairie View	3 0
LAST 10 GAMES											
						75 N	Florida Int'l	2 3	248 H	Middle Tenn.	3 0
						186 A	Denver	3 1	264 H	South Ala.	2 3
						139 A	New Mexico St.	2 3	216 H	New Orleans	3 2
						132 A	Southern Methodist	1 3	92 A	Miami (Fla.)	2 3
						184 H	La.-Lafayette	2 3	75 A	Florida Int'l	2 3

Non-Div. I Games:

North Texas

Average RPI Win: 239		WON-LOST	WINNING	LAST 10	STRENGTH OF		OPP. STRENGTH	TEAM	ADJ	CONF.	ADJ CONF.						
Average RPI Loss: 95		RECORD	PCT. RANK	GAMES	SCHEDULE		OF SCHEDULE	RPI	RPI	RPI	RPI						
DIV. I ONLY		6- 21	.22222	270	2- 8		102	121	216	.44049	205	14	15				
DIV. I NON-CONF.		2- 7	.22222	266	0- 1		57	112	191	.47524	189	15	14				
<hr/>																	
TOTALS		RPI 1-25		RPI 26-50		W-L RECORDS		RPI 51-100		RPI 101-150		RPI 150+					
6- 21		0- 4		0- 2		OVERALL		0- 5		0- 6		6- 4					
2- 8		0- 2		0- 1		HOME		0- 2		0- 2		2- 1					
2- 11		0- 1		0- 0		AWAY		0- 3		0- 4		2- 3					
2- 2		0- 1		0- 1		NEUTRAL		0- 0		0- 0		2- 0					
2- 7		0- 3		0- 1		NON-CONFERENCE		0- 0		0- 1		2- 2					
0- 1		0- 1		0- 0		HOME		0- 0		0- 0		0- 0					
0- 4		0- 1		0- 0		AWAY		0- 0		0- 1		0- 2					
2- 2		0- 1		0- 1		NEUTRAL		0- 0		0- 0		2- 0					
4- 14		0- 1		0- 1		CONFERENCE		0- 5		0- 5		4- 2					
2- 7		0- 1		0- 1		HOME		0- 2		0- 2		2- 1					
2- 7		0- 0		0- 0		AWAY		0- 3		0- 3		2- 1					
0- 0		0- 0		0- 0		NEUTRAL		0- 0		0- 0		0- 0					
RPI	S	Opponent		Score		RPI	S	Opponent		Score		RPI	S	Opponent		Score	
4	A	Florida		0	3	33	N	South Fla.		0	3	80	A	Bowling Green		0	3
5	N	Arizona		0	3	42	H	Ball St.		1	3	80	H	Bowling Green		0	3
15	H	Louisville		0	3							95	A	Western Mich.		2	3
22	H	Northern Ill.		0	3							98	A	Miami (Ohio)		1	3
												98	H	Miami (Ohio)		0	3
														</			

Non-Div. I Games:

Marshall

Average RPI Win:		209	WON-LOST RECORD		WINNING PCT. RANK		LAST 10 GAMES		STRENGTH OF SCHEDULE		OPP. STRENGTH OF SCHEDULE		TEAM RPI		ADJ RPI		CONF. RPI		ADJ CONF. RPI				
DIV. I ONLY			4- 23		.14815	292	2- 8		50		69		209		.44		206	6		5			
DIV. I NON-CONF.			2- 7		.22222	266	0- 1		36		4		92		.54619		92	2		2			
TOTALS		RPI 1-25		RPI 26-50				W-L RECORDS		RPI 51-100				RPI 101-150				RPI 150+					
4- 23		0- 6		0- 4				OVERALL		0- 3				0- 5				4- 5					
3- 11		0- 4		0- 2				HOME		0- 1				0- 2				3- 2					
1- 10		0- 2		0- 1				AWAY		0- 2				0- 2				1- 3					
0- 2		0- 0		0- 1				NEUTRAL		0- 0				0- 1				0- 0					
2- 7		0- 2		0- 2				NON-CONFERENCE		0- 1				0- 1				2- 1					
2- 3		0- 2		0- 1				HOME		0- 0				0- 0				2- 0					
0- 2		0- 0		0- 0				AWAY		0- 1				0- 0				0- 1					
0- 2		0- 0		0- 1				NEUTRAL		0- 0				0- 1				0- 0					
2- 16		0- 4		0- 2				CONFERENCE		0- 2				0- 4				2- 4					
1- 8		0- 2		0- 1				HOME		0- 1				0- 2				1- 2					
1- 8		0- 2		0- 1				AWAY		0- 1				0- 2				1- 2					
0- 0		0- 0		0- 0				NEUTRAL		0- 0				0- 0				0- 0					
RPI	S	Opponent		Score		RPI	S	Opponent		Score		RPI	S	Opponent		Score		RPI	S	Opponent		Score	
3	H	Southern California		1	3	41	A	UC Santa Barb.		0	3	59	A	Utah St.		0	3	101	N	Radford		1	3
6	A	Long Beach St.		0	3	41	H	UC Santa Barb.		0	3	59	H	Utah St.		0	3	113	A	Cal Poly		0	3
6	H	Long Beach St.		0	3	46	N	Oregon St.		2	3	69	A	Northern Ariz.		1	3	113	H	Cal Poly		0	3
7	H	Wisconsin		0	3	49	H	San Diego		0	3							141	A	Cal St. Northridge		0	3
16	A	Pacific (Cal.)		0	3													141	H	Cal St. Northridge		0	3
16	H	Pacific (Cal.)		0	3													160	A	Idaho		1	3
																		160	H	Idaho		3	2
																		193	A	Cal St. Fullerton		2	3
																		193	H	Cal St. Fullerton		2	3
																		195	A	UC Riverside		3	2
																		195	H	UC Riverside		1	3
																		226	H	Tex.-Pan American		3	0
																		235	A	St. Mary's (Cal.)		0	3
																		255	H	Manhattan		3	0
						LAST 10 GAMES																	
160		H Idaho		3	2	49		H San Diego		0	3	141		H Cal St. Northridge		0	3	16		H Pacific (Cal.)		0	3
59		H Utah St.		0	3	141		H Cal St. Northridge		0	3	16		H Pacific (Cal.)		0	3	193		A Cal St. Fullerton		2	3
59		A Utah St.		0	3	193		A Cal St. Fullerton		2	3	195		A UC Riverside		3	2						
160		A Idaho		1	3																		
6		H Long Beach St.		0	3																		

Non-Div. I Games:

UC Irvine

Average RPI Win: 271		WON-LOST RECORD	WINNING PCT. RANK		LAST 10 GAMES	STRENGTH OF SCHEDULE		OPP. STRENGTH OF SCHEDULE		TEAM RPI	ADJ RPI		CONF. RPI	ADJ CONF. RPI
Average RPI Loss: 170														
DIV. I ONLY		24- 16	.6	106	5- 5	267		286		188	.43951	207	30	31
DIV. I NON-CONF.		10- 12	.45455	185	1- 2	243		234		231	.41074	241	31	30
TOTALS		RPI 1-25	RPI 26-50		W-L RECORDS		RPI 51-100		RPI 101-150		RPI 150+			
24- 16	0- 0	0- 0		OVERALL		0- 2		1- 4		23- 10				
8- 6	0- 0	0- 0		HOME		0- 1		0- 2		8- 3				
6- 7	0- 0	0- 0		AWAY		0- 1		1- 2		5- 4				
10- 3	0- 0	0- 0		NEUTRAL		0- 0		0- 0		10- 3				
10- 12	0- 0	0- 0		NON-CONFERENCE		0- 0		1- 4		9- 8				
3- 5	0- 0	0- 0		HOME		0- 0		0- 2		3- 3				
4- 4	0- 0	0- 0		AWAY		0- 0		1- 2		3- 2				
3- 3	0- 0	0- 0		NEUTRAL		0- 0		0- 0		3- 3				
14- 4	0- 0	0- 0		CONFERENCE		0- 2		0- 0		14- 2				
5- 1	0- 0	0- 0		HOME		0- 1		0- 0		5- 0				
2- 3	0- 0	0- 0		AWAY		0- 1		0- 0		2- 2				
7- 0	0- 0	0- 0		NEUTRAL		0- 0		0- 0		7- 0				
RPI S	Opponent	Score	RPI S	Opponent	Score	RPI S	Opponent	Score	RPI S	Opponent	Score			
						76 A	Florida A&M	0 3	104 H	Liberty	1 3			
						76 H	Florida A&M	0 3	132 A	Winthrop	0 3			
									132 H	Winthrop	0 3			
									146 A	Davidson	3 0			
									149 A	Texas-Arlington	0 3			
									165 H	Charlotte	0 3			
									166 N	Oregon	0 3			
									167 N	Ark.-Little Rock	0 3			
									178 A	Campbell	1 3			
									178 H	Campbell	2 3			
									199 A	Morgan St.	1 3			
									199 N	Morgan St.	3 1			
									227 A	Mercer	3 2			
									227 H	Mercer	0 3			
									229 H	Samford	3 0			
									240 A	Bethune-Cookman	1 3			
									240 H	Bethune-Cookman	3 2			
									245 N	Arkansas St.	0 3			
									247 A	UNC Wilmington	3 2			
									271 N	Prairie View	3 0			
									278 H	Hampton	3 0			
									278 H	Hampton	3 0			
									278 N	Hampton	3 0			
									281 A	High Point	1 3			
									281 H	High Point	3 2			
									282 A	UNC Greensboro	3 2			
									283 A	South Carolina St.	3 1			
LAST 10 GAMES														
			199 A	Morgan St.	1 3	229 H	Samford	3 0	278 H	Hampton	3 0			
			290 N	Howard	3 1	278 H	Hampton	3 0	281 A	High Point	1 3			
			281 A	High Point	1 3	283 A	South Carolina St.	3 1	281 H	High Point	3 2			
			178 A	Campbell	1 3	76 A	Florida A&M	0 3	282 A	UNC Greensboro	3 2			
			278 H	Hampton	3 0	240 A	Bethune-Cookman	1 3	283 A	South Carolina St.	3 1			

Non-Div. I Games:

N.C. A&T

RPI	S	Opponent	Score
283	H	South Carolina St.	3 0
288	N	Jackson St.	3 0
289	H	Elon	3 2
290	N	Howard	3 1
290	N	Howard	3 1
297	N	Delaware St.	3 0
303	A	Norfolk St.	3 0
303	H	Norfolk St.	3 0
309	N	Centenary (La.)	3 0
310	N	Md.-East. Shore	3 0
311	N	Coppin St.	3 0

N.C. A&T

Average RPI Win:	260	WON-LOST	WINNING	LAST 10	STRENGTH OF	OPP. STRENGTH	TEAM	ADJ	CONF.	ADJ CONF.				
Average RPI Loss:	152	RECORD	PCT. RANK	GAMES	SCHEDULE	OF SCHEDULE	RPI	RPI	RPI	RPI				
DIV. I ONLY	17- 11	.60714	103	4- 6	298	240	203	.43925	208	27	27			
DIV. I NON-CONF.	10- 8	.55556	131	0- 3	287	218	233	.41572	236	27	27			
<hr/>														
TOTALS	RPI 1-25	RPI 26-50		W-L RECORDS		RPI 51-100		RPI 101-150		RPI 150+				
17- 11	0- 0	0- 0		OVERALL		0- 3		0- 2		17- 6				
6- 3	0- 0	0- 0		HOME		0- 2		0- 0		6- 1				
6- 6	0- 0	0- 0		AWAY		0- 1		0- 2		6- 3				
5- 2	0- 0	0- 0		NEUTRAL		0- 0		0- 0		5- 2				
<hr/>														
10- 8	0- 0	0- 0		NON-CONFERENCE		0- 0		0- 2		10- 6				
2- 1	0- 0	0- 0		HOME		0- 0		0- 0		2- 1				
3- 5	0- 0	0- 0		AWAY		0- 0		0- 2		3- 3				
5- 2	0- 0	0- 0		NEUTRAL		0- 0		0- 0		5- 2				
<hr/>														
7- 3	0- 0	0- 0		CONFERENCE		0- 3		0- 0		7- 0				
4- 2	0- 0	0- 0		HOME		0- 2		0- 0		4- 0				
3- 1	0- 0	0- 0		AWAY		0- 1		0- 0		3- 0				
0- 0	0- 0	0- 0		NEUTRAL		0- 0		0- 0		0- 0				
<hr/>														
RPI S	Opponent	Score	RPI S	Opponent	Score	RPI S	Opponent	Score	RPI S	Opponent	Score			
						77 H St. Peter's	0	3	126 A St. John's (N.Y.)	0	3			
						79 A Fairfield	0	3	131 A Seton Hall	0	3			
						79 H Fairfield	0	3	161 A Army	1	3			
									177 H Syracuse	0	3			
									182 H Villanova	3	1			
									195 N UC Riverside	3	1			
									196 A Dartmouth	0	3			
									203 N Fordham	0	3			
									220 A La Salle	0	3			
									223 N Central Conn. St.	1	3			
									234 A Hartford	3	2			
									246 A Stony Brook	3	2			
									251 N Holy Cross	3	0			
									255 H Manhattan	3	2			
									257 A Colgate	3	2			
									258 A Iona	3	2			
									261 A Loyola (Md.)	3	1			
									263 H Niagara	3	2			
									269 H Albany (N.Y.)	3	1			
									279 A Rider	3	2			
			LAST 10 GAMES						280 N Quinnipiac	3	0			
									282 N UNC Greensboro	3	0			
						79 H Fairfield	0	3	258 A Iona	3	2	294 H Canisius	3	0
						77 H St. Peter's	0	3	126 A St. John's (N.Y.)	0	3	300 H Marist	3	0
						255 H Manhattan	3	2	263 H Niagara	3	2	307 N Vermont	3	0
						161 A Army	1	3	294 H Canisius	3	0			
79 A Fairfield	0	3	177 H Syracuse	0	3									

Non-Div. I Games:

Siena

Average RPI Win:	248	WON-LOST RECORD	WINNING PCT. RANK	LAST 10 GAMES	STRENGTH OF SCHEDULE	OPP. STRENGTH OF SCHEDULE	TEAM RPI	ADJ RPI	CONF. RPI	ADJ CONF. RPI	
DIV. I ONLY		7- 18	.28 249	2- 8	154	119	218	.4389 209	7	7	
DIV. I NON-CONF.		4- 6	.4 211	0- 0	144	170	200	.46617 206	9	9	
<hr/>											
TOTALS	RPI 1-25	RPI 26-50		W-L RECORDS	RPI 51-100		RPI 101-150		RPI 150+		
7- 18	0- 2	0- 2		OVERALL	0- 9		0- 2		7- 3		
5- 8	0- 0	0- 1		HOME	0- 5		0- 1		5- 1		
2- 8	0- 1	0- 0		AWAY	0- 4		0- 1		2- 2		
0- 2	0- 1	0- 1		NEUTRAL	0- 0		0- 0		0- 0		
4- 6	0- 1	0- 1		NON-CONFERENCE	0- 1		0- 1		4- 2		
3- 2	0- 0	0- 0		HOME	0- 0		0- 1		3- 1		
1- 2	0- 0	0- 0		AWAY	0- 1		0- 0		1- 1		
0- 2	0- 1	0- 1		NEUTRAL	0- 0		0- 0		0- 0		
3- 12	0- 1	0- 1		CONFERENCE	0- 8		0- 1		3- 1		
2- 6	0- 0	0- 1		HOME	0- 5		0- 0		2- 0		
1- 6	0- 1	0- 0		AWAY	0- 3		0- 1		1- 1		
0- 0	0- 0	0- 0		NEUTRAL	0- 0		0- 0		0- 0		
<hr/>											
RPI S	Opponent	Score	RPI S	Opponent	Score	RPI S	Opponent	Score	RPI S	Opponent	Score
4 A	Florida	0 3	27 H	South Carolina	0 3	61 A	Arkansas	0 3	108 A	Georgia	0 3
19 N	Xavier	0 3	35 N	Rutgers	0 3	61 H	Arkansas	0 3	128 H	Tenn.-Martin	2 3
						68 A	Alabama	0 3	159 A	James Madison	0 3
						68 H	Alabama	2 3	217 H	Southern Miss.	3 1
						72 H	Tennessee	0 3	221 A	Mississippi St.	1 3
						87 A	Memphis	2 3	221 H	Mississippi St.	3 2
						89 A	LSU	1 3	229 H	Samford	2 3
						89 H	LSU	0 3	245 A	Arkansas St.	3 1
						100 H	Kentucky	1 3	245 H	Arkansas St.	3 2

Non-Div. I Games:

Mississippi

Average RPI Win:	219	WON-LOST RECORD	WINNING PCT. RANK	LAST 10 GAMES	STRENGTH OF SCHEDULE	OPP. STRENGTH OF SCHEDULE	TEAM RPI	ADJ RPI	CONF. RPI	ADJ CONF. RPI	
Average RPI Loss:	106										
DIV. I ONLY		8- 20	.28571 244	3- 7	143	153	215	.43809 210	13	13	
DIV. I NON-CONF.		5- 11	.3125 246	2- 4	154	180	225	.43785 223	13	13	
<hr/>											
TOTALS	RPI 1-25	RPI 26-50		W-L RECORDS	RPI 51-100		RPI 101-150		RPI 150+		
8- 20	0- 1	0- 4		OVERALL	0- 3		2- 7		6- 5		
5- 10	0- 1	0- 1		HOME	0- 3		1- 4		4- 1		
2- 9	0- 0	0- 3		AWAY	0- 0		1- 2		1- 4		
1- 1	0- 0	0- 0		NEUTRAL	0- 0		0- 1		1- 0		
<hr/>											
5- 11	0- 0	0- 1		NON-CONFERENCE	0- 3		1- 4		4- 3		
3- 6	0- 0	0- 0		HOME	0- 3		0- 2		3- 1		
1- 4	0- 0	0- 1		AWAY	0- 0		1- 1		0- 2		
1- 1	0- 0	0- 0		NEUTRAL	0- 0		0- 1		1- 0		
<hr/>											
3- 9	0- 1	0- 3		CONFERENCE	0- 0		1- 3		2- 2		
2- 4	0- 1	0- 1		HOME	0- 0		1- 2		1- 0		
1- 5	0- 0	0- 2		AWAY	0- 0		0- 1		1- 2		
0- 0	0- 0	0- 0		NEUTRAL	0- 0		0- 0		0- 0		
<hr/>											
RPI S	Opponent	Score	RPI S	Opponent	Score	RPI S	Opponent	Score	RPI S	Opponent	Score
21 H	Notre Dame	1 <div>3</div>	31 A	Duke	0 <div>3</div>	54 H	Temple	1 <div>3</div>	103 H	Akron	0 <div>3</div>
			35 A	Rutgers	1 <div>3</div>	56 H	George Mason	0 <div>3</div>	115 A	Kent St.	3 1
			40 A	Georgetown	0 <div>3</div>	70 H	Missouri	0 <div>3</div>	120 A	Robert Morris	1 <div>3</div>
			47 H	Connecticut	0 <div>3</div>				126 H	St. John's (N.Y.)	1 <div>3</div>
									130 A	Pittsburgh	0 <div>3</div>
									131 H	Seton Hall	3 1
									137 H	Boston College	1 <div>3</div>
									138 N	Duquesne	0 <div>3</div>
									144 H	Morehead St.	0 <div>3</div>
									152 A	Ohio	0 <div>3</div>
									159 H	James Madison	2 <div>3</div>
									170 A	Virginia Tech	2 <div>3</div>
									177 H	Syracuse	3 1
									182 A	Villanova	2 <div>3</div>
									200 A	Youngstown St.	2 <div>3</div>
									205 H	Marshall	3 0
									249 A	Providence	3 0
									282 N	UNC Greensboro	3 0
									284 H	Wagner	3 0
									308 H	St. Francis (Pa.)	3 1
<hr/>											
			LAST 10 GAMES								
			35 A	Rutgers	1 <div>3</div>	152 A	Ohio	0 <div>3</div>			
			182 A	Villanova	2 <div>3</div>	308 H	St. Francis (Pa.)	3 1			
			115 A	Kent St.	3 1	200 A	Youngstown St.	2 <div>3</div>			
			177 H	Syracuse	3 1	159 H	James Madison	2 <div>3</div>			
			21 H	Notre Dame	1 <div>3</div>	56 H	George Mason	0 <div>3</div>			

Non-Div. I Games:

West Virginia

Average RPI Win:	231	WON-LOST RECORD	WINNING PCT. RANK	LAST 10 GAMES	STRENGTH OF SCHEDULE	OPP. STRENGTH OF SCHEDULE	TEAM RPI	ADJ RPI	CONF. RPI	ADJ CONF. RPI	
Average RPI Loss:	186										
DIV. I ONLY		11- 12	.47826 168	5- 5	231	250	199	.43646 211	24	24	
DIV. I NON-CONF.		6- 6	.5 149	2- 1	187	106	167	.47413 191	23	23	
<hr/>											
TOTALS	RPI 1-25	RPI 26-50		W-L RECORDS	RPI 51-100		RPI 101-150		RPI 150+		
11- 12	0- 0	0- 0		OVERALL	0- 2		0- 2		11- 8		
8- 3	0- 0	0- 0		HOME	0- 1		0- 1		8- 1		
3- 7	0- 0	0- 0		AWAY	0- 1		0- 1		3- 5		
0- 2	0- 0	0- 0		NEUTRAL	0- 0		0- 0		0- 2		
<hr/>											
6- 6	0- 0	0- 0		NON-CONFERENCE	0- 1		0- 0		6- 5		
4- 1	0- 0	0- 0		HOME	0- 1		0- 0		4- 0		
2- 3	0- 0	0- 0		AWAY	0- 0		0- 0		2- 3		
0- 2	0- 0	0- 0		NEUTRAL	0- 0		0- 0		0- 2		
<hr/>											
5- 6	0- 0	0- 0		CONFERENCE	0- 1		0- 2		5- 3		
4- 2	0- 0	0- 0		HOME	0- 0		0- 1		4- 1		
1- 4	0- 0	0- 0		AWAY	0- 1		0- 1		1- 2		
0- 0	0- 0	0- 0		NEUTRAL	0- 0		0- 0		0- 0		
<hr/>											
RPI S	Opponent	Score	RPI S	Opponent	Score	RPI S	Opponent	Score	RPI S	Opponent	Score
						76 H	Florida A&M	0 3	129 H	Georgia St.	0 3
						94 A	UCF	0 3	145 A	Fla. Atlantic	1 3
									172 A	UAB	0 3
									173 A	Alabama A&M	3 1
									173 H	Alabama A&M	3 0
									178 H	Campbell	3 2
									184 N	La.-Lafayette	1 3
									214 H	Jacksonville	2 3
									217 H	Southern Miss.	3 2
									221 A	Mississippi St.	0 3
									227 H	Mercer	3 0
									228 N	Murray St.	0 3
									229 A	Samford	2 3
									240 H	Bethune-Cookman	3 0
									254 A	Birmingham-So.	3 0
									262 A	Stetson	3 2
									264 A	South Ala.	2 3
									264 H	South Ala.	3 1
									270 A	Jacksonville St.	1 3
									277 H	Belmont	3 2
									277 H	Belmont	3 1
<hr/>											
LAST 10 GAMES											
			264 H	South Ala.	3 1		172 A	UAB	0 3		
			173 H	Alabama A&M	3 0		227 H	Mercer	3 0		
			145 A	Fla. Atlantic	1 3		129 H	Georgia St.	0 3		
			270 A	Jacksonville St.	1 3		277 H	Belmont	3 2		
			214 H	Jacksonville	2 3		178 H	Campbell	3 2		

Non-Div. I Games:

Troy St.

Average RPI Win: 217		WON-LOST	WINNING	LAST 10	STRENGTH OF	OPP. STRENGTH	TEAM	ADJ	CONF.	ADJ CONF.		
Average RPI Loss: 71		RECORD	PCT. RANK	GAMES	SCHEDULE	OF SCHEDULE	RPI	RPI	RPI	RPI		
DIV. I ONLY		4- 25	.13793	293	1- 9	84	46	225	.43598	212	3	3
DIV. I NON-CONF.		3- 6	.33333	230	1- 0	118	136	201	.47384	192	4	4
<hr/>												
TOTALS		RPI 1-25	RPI 26-50		W-L RECORDS		RPI 51-100		RPI 101-150		RPI 150+	
4- 25	0- 6	0- 5		OVERALL		0- 8		0- 3		4- 3		
3- 9	0- 3	0- 2		HOME		0- 2		0- 1		3- 1		
1- 12	0- 3	0- 2		AWAY		0- 3		0- 2		1- 2		
0- 4	0- 0	0- 1		NEUTRAL		0- 3		0- 0		0- 0		
<hr/>												
3- 6	0- 0	0- 1		NON-CONFERENCE		0- 4		0- 1		3- 0		
2- 0	0- 0	0- 0		HOME		0- 0		0- 0		2- 0		
1- 2	0- 0	0- 0		AWAY		0- 1		0- 1		1- 0		
0- 4	0- 0	0- 1		NEUTRAL		0- 3		0- 0		0- 0		
<hr/>												
1- 19	0- 6	0- 4		CONFERENCE		0- 4		0- 2		1- 3		
1- 9	0- 3	0- 2		HOME		0- 2		0- 1		1- 1		
0- 10	0- 3	0- 2		AWAY		0- 2		0- 1		0- 2		
0- 0	0- 0	0- 0		NEUTRAL		0- 0		0- 0		0- 0		
<hr/>												
RPI S	Opponent	Score	RPI S	Opponent	Score	RPI S	Opponent	Score	RPI S	Opponent	Score	
7 A	Wisconsin	0 3	27 N	South Carolina	0 3	51 A	Minnesota	0 3	123 A	Washington	1 3	
7 H	Wisconsin	0 3	29 A	Penn St.	0 3	51 H	Minnesota	0 3	147 A	Northwestern	1 3	
12 A	Ohio St.	0 3	29 H	Penn St.	0 3	52 N	Brigham Young	1 3	147 H	Northwestern	2 3	
12 H	Ohio St.	1 3	30 A	Michigan St.	0 3	67 N	Texas	0 3	168 A	Indiana	1 3	
23 A	Illinois	1 3	30 H	Michigan St.	1 3	85 N	Illinois St.	0 3	168 H	Indiana	0 3	
23 H	Illinois	0 3				98 A	Miami (Ohio)	1 3	180 H	Indiana St.	3 1	
						99 A	Michigan	2 3	191 A	Iowa	1 3	
						99 H	Michigan	0 3	191 H	Iowa	3 0	
									225 A	Valparaiso	3 1	
									273 H	IUPUI	3 0	
<hr/>												
LAST 10 GAMES												
147 H	Northwestern	2 3	51 A	Minnesota	0 3							
7 H	Wisconsin	0 3	180 H	Indiana St.	3 1							
23 A	Illinois	1 3	12 H	Ohio St.	1 3							
168 A	Indiana	1 3	29 H	Penn St.	0 3							
191 A	Iowa	1 3	99 A	Michigan	2 3							

Non-Div. I Games:

Purdue

Average RPI Win:	258	WON-LOST	WINNING	LAST 10	STRENGTH OF	OPP. STRENGTH	TEAM	ADJ	CONF.	ADJ CONF.	
Average RPI Loss:	153	RECORD	PCT. RANK	GAMES	SCHEDULE	OF SCHEDULE	RPI	RPI	RPI	RPI	
DIV. I ONLY	15- 15	.5	156	6- 4	245	247	200	.43553	213	32	32
DIV. I NON-CONF.	11- 11	.5	149	3- 0	138	222	158	.48309	170	30	31
<hr/>											
TOTALS	RPI 1-25	RPI 26-50		W-L RECORDS		RPI 51-100		RPI 101-150		RPI 150+	
15- 15	0- 0	0- 0		OVERALL		0- 6		1- 1		14- 8	
6- 2	0- 0	0- 0		HOME		0- 1		1- 0		5- 1	
5- 7	0- 0	0- 0		AWAY		0- 3		0- 0		5- 4	
4- 6	0- 0	0- 0		NEUTRAL		0- 2		0- 1		4- 3	
11- 11	0- 0	0- 0		NON-CONFERENCE		0- 6		1- 1		10- 4	
5- 1	0- 0	0- 0		HOME		0- 1		1- 0		4- 0	
4- 4	0- 0	0- 0		AWAY		0- 3		0- 0		4- 1	
2- 6	0- 0	0- 0		NEUTRAL		0- 2		0- 1		2- 3	
4- 4	0- 0	0- 0		CONFERENCE		0- 0		0- 0		4- 4	
1- 1	0- 0	0- 0		HOME		0- 0		0- 0		1- 1	
1- 3	0- 0	0- 0		AWAY		0- 0		0- 0		1- 3	
2- 0	0- 0	0- 0		NEUTRAL		0- 0		0- 0		2- 0	
RPI S	Opponent	Score	RPI S	Opponent	Score	RPI S	Opponent	Score	RPI S	Opponent	Score
						63 A	Brown	0 3	119 H	Alcorn St.	3 0
						67 A	Texas	0 3	125 N	Maryland	0 3
						77 N	St. Peter's	0 3	175 N	Yale	1 3
						79 N	Fairfield	0 3	184 N	La.-Lafayette	2 3
						82 A	Lamar	0 3	204 N	North Texas	3 2
						82 H	Lamar	0 3	215 A	Southwest Tex. St.	0 3
									226 A	Tex.-Pan American	0 3
									226 A	Tex.-Pan American	1 3
									226 A	Tex.-Pan American	2 3
									226 H	Tex.-Pan American	2 3
									237 A	Texas Southern	3 1
									237 H	Texas Southern	3 0
									241 N	Oklahoma	0 3
									242 A	Sam Houston St.	3 2
									242 H	Sam Houston St.	3 0
									249 N	Providence	3 1
									271 A	Prairie View	3 1
									271 H	Prairie View	3 1
									274 H	Southern U.	3 1
									299 N	Lipscomb	3 0
									302 A	La.-Monroe	3 2
									309 A	Centenary (La.)	3 0
									309 H	Centenary (La.)	3 1
									309 N	Centenary (La.)	3 0
LAST 10 GAMES											
						226 H	Southern U.	3 1	309 A	Centenary (La.)	3 0
						226 A	Sam Houston St.	3 0	309 H	Centenary (La.)	3 1
						226 A	Tex.-Pan American	2 3	309 N	Centenary (La.)	3 0
						237 H	Texas Southern	3 0			
						309 H	Centenary (La.)	3 1			

Non-Div. I Games: Tex. A&M-Kingsville 3 1

Tex. A&M-Corp. Chris

Average RPI Win: 247		WON-LOST RECORD		WINNING PCT. RANK		LAST 10 GAMES		STRENGTH OF SCHEDULE		OPP. STRENGTH OF SCHEDULE		TEAM RPI		ADJ RPI		CONF. RPI		ADJ CONF. RPI	
DIV. I ONLY		8- 17		.32 233		3- 7		144		208		212		.43355 214		24		24	
DIV. I NON-CONF.		1- 11		.08333 289		0- 2		95		198		254		.39582 255		23		23	
TOTALS		RPI 1-25		RPI 26-50		W-L RECORDS		RPI 51-100		RPI 101-150		RPI 150+							
8- 17		0- 0		0- 1		OVERALL		0- 6		0- 4		8- 6							
4- 4		0- 0		0- 1		HOME		0- 2		0- 1		4- 0							
4- 9		0- 0		0- 0		AWAY		0- 4		0- 3		4- 2							
0- 4		0- 0		0- 0		NEUTRAL		0- 0		0- 0		0- 4							
1- 11		0- 0		0- 1		NON-CONFERENCE		0- 4		0- 1		1- 5							
0- 2		0- 0		0- 1		HOME		0- 1		0- 0		0- 0							
1- 5		0- 0		0- 0		AWAY		0- 3		0- 1		1- 1							
0- 4		0- 0		0- 0		NEUTRAL		0- 0		0- 0		0- 4							
7- 6		0- 0		0- 0		CONFERENCE		0- 2		0- 3		7- 1							
4- 2		0- 0		0- 0		HOME		0- 1		0- 1		4- 0							
3- 4		0- 0		0- 0		AWAY		0- 1		0- 2		3- 1							
0- 0		0- 0		0- 0		NEUTRAL		0- 0		0- 0		0- 0							
RPI S	Opponent	Score		RPI S	Opponent	Score		RPI S	Opponent	Score		RPI S	Opponent	Score					
				36 H	Florida St.	0	3	75 A	Florida Int'l	1	3	108 A	Georgia	0	3				
								76 A	Florida A&M	0	3	129 A	Georgia St.	0	3				
								76 H	Florida A&M	0	3	145 A	Fla. Atlantic	1	3				
								92 A	Miami (Fla.)	1	3	145 H	Fla. Atlantic	1	3				
								94 A	UCF	0	3	165 N	Charlotte	1	3				
								94 H	UCF	2	3	172 N	UAB	2	3				
												177 N	Syracuse	0	3				
												178 A	Campbell	0	3				
												211 A	Troy St.	3	2				
												222 N	Eastern Ky.	2	3				
												227 A	Mercer	3	1				
												229 H	Samford	3	2				
												240 A	Bethune-Cookman	3	1				
												262 A	Stetson	3	0				
												262 H	Stetson	3	0				
												268 A	Auburn	0	3				
												270 H	Jacksonville St.	3	0				
												277 H	Belmont	3	0				
LAST 10 GAMES																			
				145 A	Fla. Atlantic	1	3	211 A	Troy St.	3	2								
				76 A	Florida A&M	0	3	36 H	Florida St.	0	3								
				277 H	Belmont	3	0	178 A	Campbell	0	3								
				94 H	UCF	2	3	94 A	UCF	0	3								
				262 A	Stetson	3	0	129 A	Georgia St.	0	3								

Non-Div. I Games:

Jacksonville

Average RPI Win:	236	WON-LOST RECORD	WINNING PCT. RANK	LAST 10 GAMES	STRENGTH OF SCHEDULE	OPP. STRENGTH OF SCHEDULE	TEAM RPI	ADJ RPI	CONF. RPI	ADJ CONF. RPI					
DIV. I ONLY		11- 18	.37931	208	4- 6	207	192	208	.43221	215	21	23			
DIV. I NON-CONF.		3- 7	.3	249	0- 1	173	99	224	.44077	219	25	24			
<hr/>															
TOTALS	RPI 1-25	RPI 26-50		W-L RECORDS		RPI 51-100		RPI 101-150		RPI 150+					
11- 18	0- 1	0- 0		OVERALL		0- 7		2- 2		9- 8					
8- 6	0- 0	0- 0		HOME		0- 3		1- 1		7- 2					
2- 11	0- 1	0- 0		AWAY		0- 4		0- 1		2- 5					
1- 1	0- 0	0- 0		NEUTRAL		0- 0		1- 0		0- 1					
<hr/>															
3- 7	0- 1	0- 0		NON-CONFERENCE		0- 3		1- 1		2- 2					
2- 2	0- 0	0- 0		HOME		0- 1		0- 1		2- 0					
0- 4	0- 1	0- 0		AWAY		0- 2		0- 0		0- 1					
1- 1	0- 0	0- 0		NEUTRAL		0- 0		1- 0		0- 1					
<hr/>															
8- 11	0- 0	0- 0		CONFERENCE		0- 4		1- 1		7- 6					
6- 4	0- 0	0- 0		HOME		0- 2		1- 0		5- 2					
2- 7	0- 0	0- 0		AWAY		0- 2		0- 1		2- 4					
0- 0	0- 0	0- 0		NEUTRAL		0- 0		0- 0		0- 0					
<hr/>															
RPI S	Opponent	Score		RPI S	Opponent	Score		RPI S	Opponent	Score					
21 A	Notre Dame	0	3			66 A	Baylor	0	3	125 H	Maryland	0	3		
						67 A	Texas	0	3	145 N	Fla. Atlantic	3	2		
						74 H	Rice	1	3	149 A	Texas-Arlington	1	3		
						82 A	Lamar	0	3	149 H	Texas-Arlington	3	0		
						82 H	Lamar	0	3	157 A	Southeastern La.	2	3		
						86 A	Stephen F. Austin	0	3	157 H	Southeastern La.	1	3		
						86 H	Stephen F. Austin	2	3	160 N	Idaho	0	3		
										162 H	Texas-San Antonio	0	3		
										163 A	McNeese St.	1	3		
										163 H	McNeese St.	3	2		
										198 A	TCU	2	3		
										213 H	Tex. A&M-Corp. Chris	3	0		
										242 A	Sam Houston St.	0	3		
										242 H	Sam Houston St.	3	2		
										249 H	Providence	3	0		
										259 A	Nicholls St.	2	3		
										259 H	Nicholls St.	3	0		
										286 A	Northwestern St.	3	2		
										286 H	Northwestern St.	3	0		
										302 A	La.-Monroe	3	0		
										302 H	La.-Monroe	3	0		
<hr/>															
				LAST 10 GAMES											
				302 A La.-Monroe				3	0	86 H Stephen F. Austin				2	3
				286 A Northwestern St.				3	2	66 A Baylor				0	3
				242 H Sam Houston St.				3	2	82 H Lamar				0	3
				157 A Southeastern La.				2	3	163 H McNeese St.				3	2
				259 A Nicholls St.				2	3	162 H Texas-San Antonio				0	3

Non-Div. I Games:

Southwest Tex. St.

Average RPI Win: 227		WON-LOST	WINNING	LAST 10	STRENGTH OF		OPP. STRENGTH	TEAM	ADJ	CONF.	ADJ CONF.
Average RPI Loss: 141		RECORD	PCT. RANK	GAMES	SCHEDULE		OF SCHEDULE	RPI	RPI	RPI	RPI
DIV. I ONLY		11- 18	.37931	208	5- 5		193	207	205	.43157	216
DIV. I NON-CONF.		5- 7	.41667	203	1- 1		125	197	182	.47621	186
TOTALS		RPI 1-25	RPI 26-50		W-L RECORDS		RPI 51-100		RPI 101-150		RPI 150+
11- 18	0- 0	0- 1		OVERALL		0- 5		0- 4		11- 8	
6- 9	0- 0	0- 1		HOME		0- 3		0- 1		6- 4	
4- 7	0- 0	0- 0		AWAY		0- 2		0- 1		4- 4	
1- 2	0- 0	0- 0		NEUTRAL		0- 0		0- 2		1- 0	
5- 7	0- 0	0- 1		NON-CONFERENCE		0- 3		0- 1		5- 2	
3- 5	0- 0	0- 1		HOME		0- 2		0- 0		3- 2	
2- 1	0- 0	0- 0		AWAY		0- 1		0- 0		2- 0	
0- 1	0- 0	0- 0		NEUTRAL		0- 0		0- 1		0- 0	
6- 11	0- 0	0- 0		CONFERENCE		0- 2		0- 3		6- 6	
3- 4	0- 0	0- 0		HOME		0- 1		0- 1		3- 2	
2- 6	0- 0	0- 0		AWAY		0- 1		0- 1		2- 4	
1- 1	0- 0	0- 0		NEUTRAL		0- 0		0- 1		1- 0	
RPI S	Opponent	Score	RPI S	Opponent	Score	RPI S	Opponent	Score	RPI S	Opponent	Score
			33 H	South Fla.	1 3	75 H	Florida Int'l	2 3	139 A	New Mexico St.	0 3
						76 H	Florida A&M	2 3	139 H	New Mexico St.	1 3
						89 A	LSU	0 3	139 N	New Mexico St.	0 3
						89 H	LSU	0 3	143 N	UNLV	2 3
						90 A	Western Ky.	1 3	157 H	Southeastern La.	1 3
									158 A	Tulane	3 2
									158 H	Tulane	1 3
									163 H	McNeese St.	3 0
									167 A	Ark.-Little Rock	2 3
									184 A	La.-Lafayette	0 3
									184 H	La.-Lafayette	3 1
									186 A	Denver	1 3
									186 H	Denver	3 2
									204 A	North Texas	2 3
									204 H	North Texas	0 3
									217 A	Southern Miss.	3 2
									245 H	Arkansas St.	3 0
									248 A	Middle Tenn.	3 2
									248 N	Middle Tenn.	3 1
									264 A	South Ala.	3 0
									264 H	South Ala.	1 3
									274 H	Southern U.	3 0
									309 H	Centenary (La.)	3 1
			LAST 10 GAMES								
			139 N	New Mexico St.	0 3	186 H	Denver	3 2			
			248 N	Middle Tenn.	3 1	217 A	Southern Miss.	3 2			
			245 H	Arkansas St.	3 0	184 A	La.-Lafayette	0 3			
			264 A	South Ala.	3 0	204 A	North Texas	2 3			
			139 H	New Mexico St.	1 3	157 H	Southeastern La.	1 3			

Non-Div. I Games:

New Orleans

Average RPI Win:	206	WON-LOST RECORD	WINNING PCT. RANK	LAST 10 GAMES	STRENGTH OF SCHEDULE	OPP. STRENGTH OF SCHEDULE	TEAM RPI	ADJ RPI	CONF. RPI	ADJ CONF. RPI		
DIV. I ONLY		9- 19	.32143	231	2- 8	183	140	211	.42797	217	5	6
DIV. I NON-CONF.		5- 6	.45455	185	0- 1	244	31	204	.45608	209	5	5
<hr/>												
TOTALS	RPI 1-25	RPI 26-50		W-L RECORDS		RPI 51-100		RPI 101-150		RPI 150+		
9- 19	0- 3	0- 3		OVERALL		0- 5		1- 0		8- 8		
4- 7	0- 1	0- 2		HOME		0- 2		0- 0		4- 2		
1- 10	0- 2	0- 1		AWAY		0- 2		0- 0		1- 5		
4- 2	0- 0	0- 0		NEUTRAL		0- 1		1- 0		3- 1		
5- 6	0- 0	0- 0		NON-CONFERENCE		0- 1		1- 0		4- 5		
1- 2	0- 0	0- 0		HOME		0- 1		0- 0		1- 1		
0- 3	0- 0	0- 0		AWAY		0- 0		0- 0		0- 3		
4- 1	0- 0	0- 0		NEUTRAL		0- 0		1- 0		3- 1		
4- 13	0- 3	0- 3		CONFERENCE		0- 4		0- 0		4- 3		
3- 5	0- 1	0- 2		HOME		0- 1		0- 0		3- 1		
1- 7	0- 2	0- 1		AWAY		0- 2		0- 0		1- 2		
0- 1	0- 0	0- 0		NEUTRAL		0- 1		0- 0		0- 0		
RPI	S	Opponent	Score	RPI	S	Opponent	Score	RPI	S	Opponent	Score	
14	A	Cincinnati	0 3	33	A	South Fla.	0 3	68	H	Alabama	1 3	
15	A	Louisville	0 3	33	H	South Fla.	1 3	84	H	Marquette	1 3	
24	H	DePaul	2 3	50	H	Houston	1 3	84	N	Marquette	1 3	
								87	A	Memphis	0 3	
								96	A	St. Louis	2 3	
								128	N	Tenn.-Martin	3 2	
								158	A	Tulane	0 3	
								158	H	Tulane	2 3	
								165	H	Charlotte	3 0	
								172	A	UAB	3 0	
								185	H	East Caro.	3 0	
								198	A	TCU	2 3	
								198	H	TCU	3 1	
								209	A	Mississippi	1 3	
								211	A	Troy St.	2 3	
								216	H	New Orleans	2 3	
								221	A	Mississippi St.	2 3	
								229	N	Samford	3 0	
								240	N	Bethune-Cookman	3 0	
								245	N	Arkansas St.	0 3	
								259	H	Nicholls St.	3 1	
								277	N	Belmont	3 1	
				LAST 10 GAMES								
				84	N	Marquette	1 3	216	H	New Orleans	2 3	
				33	A	South Fla.	0 3	15	A	Louisville	0 3	
				172	A	UAB	3 0	14	A	Cincinnati	0 3	
				198	H	TCU	3 1	84	H	Marquette	1 3	
				50	H	Houston	1 3	24	H	DePaul	2 3	

Non-Div. I Games:

Southern Miss.

Average RPI Win: 216		WON-LOST	WINNING	LAST 10	STRENGTH OF		OPP. STRENGTH	TEAM	ADJ	CONF.	ADJ CONF.
Average RPI Loss: 106		RECORD	PCT. RANK	GAMES	SCHEDULE		OF SCHEDULE	RPI	RPI	RPI	RPI
DIV. I ONLY		5- 25	.16667	289	73		145	223	.42651	218	16
DIV. I NON-CONF.		3- 9	.25	259	56		156	183	.4804	177	15
TOTALS		RPI 1-25	RPI 26-50		W-L RECORDS		RPI 51-100		RPI 101-150		RPI 150+
5- 25	0- 3	0- 2		OVERALL		0- 10		0- 3		5- 7	
2- 10	0- 1	0- 0		HOME		0- 5		0- 1		2- 3	
2- 13	0- 1	0- 1		AWAY		0- 5		0- 2		2- 4	
1- 2	0- 1	0- 1		NEUTRAL		0- 0		0- 0		1- 0	
3- 9	0- 1	0- 2		NON-CONFERENCE		0- 2		0- 3		3- 1	
1- 2	0- 0	0- 0		HOME		0- 1		0- 1		1- 0	
1- 5	0- 0	0- 1		AWAY		0- 1		0- 2		1- 1	
1- 2	0- 1	0- 1		NEUTRAL		0- 0		0- 0		1- 0	
2- 16	0- 2	0- 0		CONFERENCE		0- 8		0- 0		2- 6	
1- 8	0- 1	0- 0		HOME		0- 4		0- 0		1- 3	
1- 8	0- 1	0- 0		AWAY		0- 4		0- 0		1- 3	
0- 0	0- 0	0- 0		NEUTRAL		0- 0		0- 0		0- 0	
RPI S	Opponent	Score	RPI S	Opponent	Score	RPI S	Opponent	Score	RPI S	Opponent	Score
12 N	Ohio St.	0 3	33 N	South Fla.	0 3	64 A	Southwest Mo. St.	0 3	117 A	Western Caro.	2 3
13 A	Northern Iowa	0 3	44 A	Loyola (Ill.)	0 3	64 H	Southwest Mo. St.	0 3	128 A	Tenn.-Martin	0 3
13 H	Northern Iowa	0 3				73 A	Bradley	0 3	144 H	Morehead St.	1 3
						73 H	Bradley	1 3	170 N	Virginia Tech	3 1
						85 A	Illinois St.	0 3	174 A	Southern Ill.	0 3
						85 H	Illinois St.	1 3	174 H	Southern Ill.	1 3
						88 A	Creighton	0 3	179 A	Austin Peay	2 3
						88 H	Creighton	0 3	180 A	Indiana St.	1 3
						90 H	Western Ky.	2 3	180 H	Indiana St.	0 3
						100 A	Kentucky	2 3	187 A	Wichita St.	2 3
									187 H	Wichita St.	3 0
									228 A	Murray St.	3 1
									229 H	Samford	3 0
									266 A	Drake	3 0
									266 H	Drake	2 3
			LAST 10 GAMES								
			73 H	Bradley	1 3	174 H	Southern Ill.	1 3			
			13 H	Northern Iowa	0 3	88 A	Creighton	0 3			
			90 H	Western Ky.	2 3	266 A	Drake	3 0			
			144 H	Morehead St.	1 3	85 H	Illinois St.	1 3			
			229 H	Samford	3 0	180 H	Indiana St.	0 3			

Non-Div. I Games: Gardner-Webb 3 1

Evansville

Average RPI Win:	188	WON-LOST RECORD	WINNING PCT. RANK	LAST 10 GAMES	STRENGTH OF SCHEDULE	OPP. STRENGTH OF SCHEDULE	TEAM RPI	ADJ RPI	CONF. RPI	ADJ CONF. RPI			
Average RPI Loss:	121												
DIV. I ONLY	5- 16	.2381	263	1- 9	141	157	230	.42645	219	17	17		
DIV. I NON-CONF.	3- 4	.42857	199	0- 0	162	165	202	.47073	197	18	18		
<hr/>													
TOTALS	RPI 1-25	RPI 26-50		W-L RECORDS	RPI 51-100		RPI 101-150		RPI 150+				
5- 16	0- 0	0- 0		OVERALL	0- 7		2- 5		3- 4				
3- 5	0- 0	0- 0		HOME	0- 3		1- 1		2- 1				
0- 9	0- 0	0- 0		AWAY	0- 3		0- 4		0- 2				
2- 2	0- 0	0- 0		NEUTRAL	0- 1		1- 0		1- 1				
<hr/>													
3- 4	0- 0	0- 0		NON-CONFERENCE	0- 1		1- 2		2- 1				
1- 0	0- 0	0- 0		HOME	0- 0		0- 0		1- 0				
0- 2	0- 0	0- 0		AWAY	0- 0		0- 2		0- 0				
2- 2	0- 0	0- 0		NEUTRAL	0- 1		1- 0		1- 1				
<hr/>													
2- 12	0- 0	0- 0		CONFERENCE	0- 6		1- 3		1- 3				
2- 5	0- 0	0- 0		HOME	0- 3		1- 1		1- 1				
0- 7	0- 0	0- 0		AWAY	0- 3		0- 2		0- 2				
0- 0	0- 0	0- 0		NEUTRAL	0- 0		0- 0		0- 0				
<hr/>													
RPI S	Opponent	Score	RPI S	Opponent	Score	RPI S	Opponent	Score	RPI S	Opponent	Score		
						57 A	Eastern Wash.	1	3	105 A	Montana St.	0	3
						57 H	Eastern Wash.	0	3	105 H	Montana St.	1	3
						58 A	Sacramento St.	0	3	109 N	Ga. Southern	3	0
						58 H	Sacramento St.	0	3	121 A	Eastern Ill.	1	3
						62 N	Wright St.	0	3	135 A	Kansas	1	3
						69 A	Northern Ariz.	1	3	148 A	Weber St.	2	3
						69 H	Northern Ariz.	0	3	148 H	Weber St.	3	0
										181 H	Gonzaga	3	0
										190 A	Idaho St.	1	3
										190 H	Idaho St.	1	3
										230 N	Central Mich.	3	2
										236 N	Portland	2	3
										272 A	Portland St.	1	3
										272 H	Portland St.	3	2
						<hr/>							
			LAST 10 GAMES										
			105 H	Montana St.	1	3	57 H	Eastern Wash.	0	3			
			69 H	Northern Ariz.	0	3	272 H	Portland St.	3	2			
			58 H	Sacramento St.	0	3	105 A	Montana St.	0	3			
			148 A	Weber St.	2	3	58 A	Sacramento St.	0	3			
			190 A	Idaho St.	1	3	69 A	Northern Ariz.	1	3			

Non-Div. I Games:

Montana

Average RPI Win: 258		WON-LOST RECORD	WINNING PCT. RANK		LAST 10 GAMES	STRENGTH OF SCHEDULE		OPP. STRENGTH OF SCHEDULE		TEAM RPI	ADJ RPI		CONF. RPI	ADJ CONF. RPI
Average RPI Loss: 106														
DIV. I ONLY		9- 23	.28125	248	1- 9	150		172		224	.42576	220	8	8
DIV. I NON-CONF.		9- 7	.5625	129	1- 1	172		259		168	.48247	173	11	12
TOTALS		RPI 1-25	RPI 26-50		W-L RECORDS		RPI 51-100		RPI 101-150		RPI 150+			
9- 23		0- 2	0- 2		OVERALL		0- 6		0- 7		9- 6			
9- 10		0- 1	0- 1		HOME		0- 2		0- 2		9- 4			
0- 10		0- 1	0- 1		AWAY		0- 3		0- 3		0- 2			
0- 3		0- 0	0- 0		NEUTRAL		0- 1		0- 2		0- 0			
9- 7		0- 0	0- 0		NON-CONFERENCE		0- 2		0- 3		9- 2			
9- 2		0- 0	0- 0		HOME		0- 0		0- 0		9- 2			
0- 2		0- 0	0- 0		AWAY		0- 1		0- 1		0- 0			
0- 3		0- 0	0- 0		NEUTRAL		0- 1		0- 2		0- 0			
0- 16		0- 2	0- 2		CONFERENCE		0- 4		0- 4		0- 4			
0- 8		0- 1	0- 1		HOME		0- 2		0- 2		0- 2			
0- 8		0- 1	0- 1		AWAY		0- 2		0- 2		0- 2			
0- 0		0- 0	0- 0		NEUTRAL		0- 0		0- 0		0- 0			
RPI	S	Opponent	Score		RPI	S	Opponent	Score		RPI	S	Opponent	Score	
19	A	Xavier	0	3	39	A	Dayton	0	3	54	A	Temple	1	3
19	H	Xavier	0	3	39	H	Dayton	0	3	54	H	Temple	1	3
										60	A	Rhode Island	1	3
										60	H	Rhode Island	0	3
										77	A	St. Peter's	0	3
										87	N	Memphis	0	3
		</												

Non-Div. I Games:

La Salle

Average RPI Win:		232	WON-LOST RECORD		WINNING PCT. RANK		LAST 10 GAMES		STRENGTH OF SCHEDULE		OPP. STRENGTH OF SCHEDULE		TEAM RPI		ADJ RPI		CONF. RPI		ADJ CONF. RPI	
Average RPI Loss:		106																		
DIV. I ONLY			8- 17		.32 233		2- 8		227		123		232		.42526 221		7		7	
DIV. I NON-CONF.			5- 5		.5 149		0- 1		249		191		220		.43856 222		9		9	
TOTALS		RPI 1-25		RPI 26-50		W-L RECORDS		RPI 51-100		RPI 101-150		RPI 150+								
8- 17		0- 1		0- 1		OVERALL		0- 8		0- 3		8- 4								
6- 8		0- 0		0- 1		HOME		0- 5		0- 0		6- 2								
1- 8		0- 1		0- 0		AWAY		0- 3		0- 2		1- 2								
1- 1		0- 0		0- 0		NEUTRAL		0- 0		0- 1		1- 0								
5- 5		0- 0		0- 0		NON-CONFERENCE		0- 0		0- 2		5- 3								
4- 2		0- 0		0- 0		HOME		0- 0		0- 0		4- 2								
0- 2		0- 0		0- 0		AWAY		0- 0		0- 1		0- 1								
1- 1		0- 0		0- 0		NEUTRAL		0- 0		0- 1		1- 0								
3- 12		0- 1		0- 1		CONFERENCE		0- 8		0- 1		3- 1								
2- 6		0- 0		0- 1		HOME		0- 5		0- 0		2- 0								
1- 6		0- 1		0- 0		AWAY		0- 3		0- 1		1- 1								
0- 0		0- 0		0- 0		NEUTRAL		0- 0		0- 0		0- 0								
RPI S	Opponent		Score		RPI S	Opponent		Score		RPI S	Opponent		Score		RPI S	Opponent		Score		
4	A	Florida	0 3		27	H	South Carolina	0 3		61	A	Arkansas	1 3		108	A	Georgia	0 3		
										61	H	Arkansas	0 3		112	A	Wake Forest	0 3		
										68	A	Alabama	1 3		147	N	Northwestern	1 3		
										68	H	Alabama	0 3		172	H	UAB	1 3		
										72	H	Tennessee	0 3		184	H	La.-Lafayette	1 3		
										89	A	LSU	1 3		185	N	East Caro.	3 1		
										89	H	LSU	0 3		209	A	Mississippi	2 3		
										100	H	Kentucky	0 3		209	H	Mississippi	3 1		
															211	H	Troy St.	3 0		
															217	H	Southern Miss.	3 2		
															228	H	Murray St.	3 2		
															229	A	Samford	1 3		
															268	A	Auburn	3 0		
															268	H	Auburn	3 0		
															270	H	Jacksonville St.	3 0		
LAST 10 GAMES																				
209	A	Mississippi	2 3		100	H	Kentucky	0 3		209	H	Mississippi	3 1		72	H	Tennessee	0 3		
268	H	Auburn	3 0		89	A	LSU	1 3		68	H	Alabama	0 3		61	A	Arkansas	1 3		
172	H	UAB	1 3		4	A	Florida	0 3												

Non-Div. I Games:

Mississippi St.

Average RPI Win: 247		WON-LOST	WINNING	LAST 10	STRENGTH OF		OPP. STRENGTH	TEAM	ADJ	CONF.	ADJ CONF.
Average RPI Loss: 145		RECORD	PCT. RANK	GAMES	SCHEDULE		OF SCHEDULE	RPI	RPI	RPI	RPI
DIV. I ONLY		11- 15	.42308 186	2- 7	252		223	228	.4228 222	22	21
DIV. I NON-CONF.		4- 5	.44444 193	0- 1	302		185	266	.38744 263	26	26
TOTALS		RPI 1-25	RPI 26-50	W-L RECORDS	RPI 51-100		RPI 101-150		RPI 150+		
11- 15	0- 0		0- 0	OVERALL	0- 2		1- 7		10- 6		
4- 5	0- 0		0- 0	HOME	0- 0		0- 3		4- 2		
5- 7	0- 0		0- 0	AWAY	0- 2		1- 3		4- 2		
2- 3	0- 0		0- 0	NEUTRAL	0- 0		0- 1		2- 2		
4- 5	0- 0		0- 0	NON-CONFERENCE	0- 2		0- 1		4- 2		
1- 0	0- 0		0- 0	HOME	0- 0		0- 0		1- 0		
1- 3	0- 0		0- 0	AWAY	0- 2		0- 1		1- 0		
2- 2	0- 0		0- 0	NEUTRAL	0- 0		0- 0		2- 2		
7- 10	0- 0		0- 0	CONFERENCE	0- 0		1- 6		6- 4		
3- 5	0- 0		0- 0	HOME	0- 0		0- 3		3- 2		
4- 4	0- 0		0- 0	AWAY	0- 0		1- 2		3- 2		
0- 1	0- 0		0- 0	NEUTRAL	0- 0		0- 1		0- 0		
RPI S	Opponent	Score	RPI S	Opponent	Score	RPI S	Opponent	Score	RPI S	Opponent	Score
						62 A	Wright St.	0 3	108 A	Georgia	1 3
						84 A	Marquette	0 3	121 A	Eastern Ill.	3 2
									121 H	Eastern Ill.	2 3
									128 A	Tenn.-Martin	1 3
									128 H	Tenn.-Martin	0 3
									144 A	Morehead St.	1 3
									144 H	Morehead St.	1 3
									144 N	Morehead St.	1 3
									151 A	Southeast Mo. St.	2 3
									151 H	Southeast Mo. St.	0 3
									172 N	UAB	1 3
									179 A	Austin Peay	0 3
									179 H	Austin Peay	3 2
									214 N	Jacksonville	3 2
									228 A	Murray St.	3 1
									228 H	Murray St.	2 3
									230 N	Central Mich.	2 3
									238 A	Tennessee Tech	3 2
									238 H	Tennessee Tech	3 2
									298 A	Tennessee St.	3 0
									298 H	Tennessee St.	3 0
									299 A	Lipscomb	3 0
									299 H	Lipscomb	3 0
									305 N	Chicago St.	3 0
LAST 10 GAMES											
				144 N	Morehead St.	1 3	151 H	Southeast Mo. St.	0 3		
				62 A	Wright St.	0 3	121 H	Eastern Ill.	2 3		
				144 H	Morehead St.	1 3	298 H	Tennessee St.	3 0		
				228 H	Murray St.	2 3	238 H	Tennessee Tech	3 2		
				128 H	Tenn.-Martin	0 3	179 A	Austin Peay	0 3		

Non-Div. I Games: Kentucky St. 3 0

Eastern Ky.

Average RPI Win:	259	WON-LOST	WINNING	LAST 10	STRENGTH OF	OPP. STRENGTH	TEAM	ADJ	CONF.	ADJ CONF.	
Average RPI Loss:	186	RECORD	PCT. RANK	GAMES	SCHEDULE	OF SCHEDULE	RPI	RPI	RPI	RPI	
DIV. I ONLY	17- 14	.54839	140	8- 2	274	280	210	.42263	223	28	28
DIV. I NON-CONF.	8- 12	.4	211	0- 1	262	256	259	.38118	266	29	29
<hr/>											
TOTALS	RPI 1-25	RPI 26-50		W-L RECORDS		RPI 51-100		RPI 101-150		RPI 150+	
17- 14	0- 0	0- 0		OVERALL		0- 1		1- 3		16- 10	
6- 6	0- 0	0- 0		HOME		0- 0		1- 2		5- 4	
6- 5	0- 0	0- 0		AWAY		0- 1		0- 0		6- 4	
5- 3	0- 0	0- 0		NEUTRAL		0- 0		0- 1		5- 2	
<hr/>											
8- 12	0- 0	0- 0		NON-CONFERENCE		0- 1		0- 2		8- 9	
2- 6	0- 0	0- 0		HOME		0- 0		0- 2		2- 4	
2- 4	0- 0	0- 0		AWAY		0- 1		0- 0		2- 3	
4- 2	0- 0	0- 0		NEUTRAL		0- 0		0- 0		4- 2	
<hr/>											
9- 2	0- 0	0- 0		CONFERENCE		0- 0		1- 1		8- 1	
4- 0	0- 0	0- 0		HOME		0- 0		1- 0		3- 0	
4- 1	0- 0	0- 0		AWAY		0- 0		0- 0		4- 1	
1- 1	0- 0	0- 0		NEUTRAL		0- 0		0- 1		1- 0	
<hr/>											
RPI	S	Opponent	Score	RPI	S	Opponent	Score	RPI	S	Opponent	Score
				79 A Fairfield 0 3				102 H Columbia 0 3			
								120 H Robert Morris 3 1			
								120 N Robert Morris 1 3			
								137 H Boston College 2 3			
								161 A Army 0 3			
								169 N Lehigh 3 0			
								177 H Syracuse 0 3			
								183 A UMBC 0 3			
								196 A Dartmouth 1 3			
								200 N Youngstown St. 0 3			
								208 N Siena 3 1			
								224 N Bucknell 2 3			
								233 H Fairleigh Dickinson 3 0			
								233 N Fairleigh Dickinson 3 1			
								234 H Hartford 3 0			
								246 H Stony Brook 1 3			
								249 H Providence 1 3			
								251 A Holy Cross 2 3			
								275 A St. Francis (N.Y.) 3 2			
								276 H Binghamton 2 3			
								276 N Binghamton 3 2			
								279 H Rider 3 0			
								280 H Quinnipiac 3 1			
								284 A Wagner 3 1			
								295 A Sacred Heart 3 1			
								296 A Long Island 3 2			
				300 A Marist 3 0							
<hr/>											
				LAST 10 GAMES							
				120 N Robert Morris 1 3				137 H Boston College 2 3			
				233 N Fairleigh Dickinson 3 1				275 A St. Francis (N.Y.) 3 2			
				233 H Fairleigh Dickinson 3 0				120 H Robert Morris 3 1			
				295 A Sacred Heart 3 1				308 H St. Francis (Pa.) 3 1			
				284 A Wagner 3 1				296 A Long Island 3 2			

Non-Div. I Games:

Central Conn. St.

RPI	S	Opponent	Score	
304	A	Lafayette	3	0
307	N	Vermont	3	0
308	H	St. Francis (Pa.)	3	1

Central Conn. St.
.
S
t
.

C
e
n
t
r
a
l
C
o
n
n
.
S
t
.

Average RPI Win: 252		WON-LOST RECORD		WINNING PCT. RANK		LAST 10 GAMES		STRENGTH OF SCHEDULE		OPP. STRENGTH OF SCHEDULE		TEAM RPI		ADJ RPI		CONF. RPI		ADJ CONF. RPI	
DIV. I ONLY		12- 13		.48 167		3- 7		261		256		218		.4221 224		25		26	
DIV. I NON-CONF.		5- 5		.5 149		1- 1		294		37		227		.42906 229		22		22	
TOTALS		RPI 1-25		RPI 26-50		W-L RECORDS		RPI 51-100		RPI 101-150		RPI 150+							
12- 13		0- 0		0- 3		OVERALL		0- 1		0- 0		12- 9							
6- 3		0- 0		0- 1		HOME		0- 0		0- 0		6- 2							
5- 7		0- 0		0- 2		AWAY		0- 0		0- 0		5- 5							
1- 3		0- 0		0- 0		NEUTRAL		0- 1		0- 0		1- 2							
5- 5		0- 0		0- 0		NON-CONFERENCE		0- 1		0- 0		5- 4							
2- 0		0- 0		0- 0		HOME		0- 0		0- 0		2- 0							
2- 2		0- 0		0- 0		AWAY		0- 0		0- 0		2- 2							
1- 3		0- 0		0- 0		NEUTRAL		0- 1		0- 0		1- 2							
7- 8		0- 0		0- 3		CONFERENCE		0- 0		0- 0		7- 5							
4- 3		0- 0		0- 1		HOME		0- 0		0- 0		4- 2							
3- 5		0- 0		0- 2		AWAY		0- 0		0- 0		3- 3							
0- 0		0- 0		0- 0		NEUTRAL		0- 0		0- 0		0- 0							
RPI S	Opponent	Score		RPI S	Opponent	Score		RPI S	Opponent	Score		RPI S	Opponent	Score					
				43 A	American	0 3		91 N	Towson	1 3		161 A	Army	2 3					
				43 A	American	0 3						161 H	Army	3 1					
				43 H	American	0 3						169 A	Lehigh	1 3					
												169 H	Lehigh	3 1					
												182 A	Villanova	2 3					
												188 N	San Francisco	0 3					
												223 N	Central Conn. St.	3 2					
												239 A	Navy	3 1					
												239 H	Navy	1 3					
												250 A	Va. Commonwealth	3 1					
												251 A	Holy Cross	3 1					
												251 H	Holy Cross	2 3					
												257 A	Colgate	0 3					
												257 H	Colgate	3 0					
												261 H	Loyola (Md.)	3 2					
												276 A	Binghamton	0 3					
												289 N	Elon	2 3					
												300 A	Marist	3 1					
												304 A	Lafayette	3 0					
												304 H	Lafayette	3 0					
												308 H	St. Francis (Pa.)	3 0					
LAST 10 GAMES																			
				43 A	American	0 3		251 A	Holy Cross	3 1									
				257 A	Colgate	0 3		43 H	American	0 3									
				276 A	Binghamton	0 3		239 H	Navy	1 3									
				261 H	Loyola (Md.)	3 2		304 A	Lafayette	3 0									
				161 A	Army	2 3		169 A	Lehigh	1 3									

Non-Div. I Games:

Bucknell

Average RPI Win: 267		WON-LOST	WINNING	LAST 10	STRENGTH OF		OPP. STRENGTH	TEAM	ADJ	CONF.	ADJ CONF.										
Average RPI Loss: 125		RECORD	PCT. RANK	GAMES	SCHEDULE		OF SCHEDULE	RPI	RPI	RPI	RPI										
DIV. I ONLY		12- 15	.44444	176	256		242	227	.42133	225	31	30									
DIV. I NON-CONF.		1- 12	.07692	291	94		117	243	.40739	246	28	28									
<hr/>																					
TOTALS		RPI 1-25		RPI 26-50		W-L RECORDS		RPI 51-100		RPI 101-150		RPI 150+									
12- 15		0- 1		0- 2		OVERALL		0- 3		0- 3		12- 6									
7- 7		0- 0		0- 2		HOME		0- 1		0- 3		7- 1									
4- 6		0- 1		0- 0		AWAY		0- 1		0- 0		4- 4									
1- 2		0- 0		0- 0		NEUTRAL		0- 1		0- 0		1- 1									
1- 12		0- 1		0- 2		NON-CONFERENCE		0- 3		0- 3		1- 3									
1- 7		0- 0		0- 2		HOME		0- 1		0- 3		1- 1									
0- 3		0- 1		0- 0		AWAY		0- 1		0- 0		0- 1									
0- 2		0- 0		0- 0		NEUTRAL		0- 1		0- 0		0- 1									
11- 3		0- 0		0- 0		CONFERENCE		0- 0		0- 0		11- 3									
6- 0		0- 0		0- 0		HOME		0- 0		0- 0		6- 0									
4- 3		0- 0		0- 0		AWAY		0- 0		0- 0		4- 3									
1- 0		0- 0		0- 0		NEUTRAL		0- 0		0- 0		1- 0									
<hr/>																					
RPI	S	Opponent		Score		RPI	S	Opponent		Score		RPI	S	Opponent		Score					
21	A	Notre Dame		0	3	38	H	Wis.-Milwaukee		0	3	95	A	Western Mich.		0	3				
						44	H	Loyola (Ill.)		0	3	98	H	Miami (Ohio)		0	3				
												100	N	Kentucky		0	3				
												105	H	Montana St.		1	3				
												105	H	Montana St.		0	3				
												142	H	Ill.-Chicago		1	3				
												155	A	Oral Roberts		1	3				
												155	A	Oral Roberts		1	3				
												155	H	Oral Roberts		3	2				
												159	N	James Madison		1	3				
												177	H	Syracuse		3	0				
												180	A	Indiana St.		0	3				
												212	H	Purdue		1	3				
												267	A	UMKC		3	0				
												267	H	UMKC		3	1				
												267	N	UMKC		3	1				
												273	A	IUPUI		1	3				
												273	H	IUPUI		3	0				
												293	A	Oakland		3	0				
												293	H	Oakland		3	0				
												301	A	Western Ill.		3	0				
												301	H	Western Ill.		3	1				
												305	A	Chicago St.		3	0				
												305	H	Chicago St.		3	0				
<hr/>																					
LAST 10 GAMES																					
155 A Oral Roberts						1	3	267 H UMKC						3	1						
267 N UMKC						3	1	155 H Oral Roberts						3	2						
305 A Chicago St.						3	0	38 H Wis.-Milwaukee						0	3						
301 A Western Ill.						3	0	293 A Oakland						3	0						
44 H Loyola (Ill.)						0	3	212 H Purdue						1	3						

Non-Div. I Games:

IPFW

0

3

IPFW

2

3

Valparaiso

Average RPI Win:	259	WON-LOST RECORD	WINNING PCT. RANK	LAST 10 GAMES	STRENGTH OF SCHEDULE	OPP. STRENGTH OF SCHEDULE	TEAM RPI	ADJ RPI	CONF. RPI	ADJ CONF. RPI			
DIV. I ONLY		13- 13	.5	156	9- 1	265	238	207	.42104	226	32	32	
DIV. I NON-CONF.		5- 13	.27778	255	4- 1	191	203	244	.38773	262	30	31	
<hr/>													
TOTALS	RPI 1-25	RPI 26-50		W-L RECORDS		RPI 51-100		RPI 101-150		RPI 150+			
13- 13	0- 0	0- 0		OVERALL		0- 3		0- 3		13- 7			
7- 3	0- 0	0- 0		HOME		0- 0		0- 1		7- 2			
5- 5	0- 0	0- 0		AWAY		0- 1		0- 1		5- 3			
1- 5	0- 0	0- 0		NEUTRAL		0- 2		0- 1		1- 2			
5- 13	0- 0	0- 0		NON-CONFERENCE		0- 3		0- 3		5- 7			
1- 3	0- 0	0- 0		HOME		0- 0		0- 1		1- 2			
3- 5	0- 0	0- 0		AWAY		0- 1		0- 1		3- 3			
1- 5	0- 0	0- 0		NEUTRAL		0- 2		0- 1		1- 2			
8- 0	0- 0	0- 0		CONFERENCE		0- 0		0- 0		8- 0			
6- 0	0- 0	0- 0		HOME		0- 0		0- 0		6- 0			
2- 0	0- 0	0- 0		AWAY		0- 0		0- 0		2- 0			
0- 0	0- 0	0- 0		NEUTRAL		0- 0		0- 0		0- 0			
RPI S	Opponent	Score	RPI S	Opponent	Score	RPI S	Opponent	Score	RPI S	Opponent	Score		
						60 N	Rhode Island	1	3	113 N	Cal Poly	0	3
						66 A	Baylor	0	3	139 H	New Mexico St.	1	3
						82 N	Lamar	0	3	141 A	Cal St. Northridge	0	3
										164 N	Wis.-Green Bay	0	3
										166 H	Oregon	0	3
										192 A	Tulsa	0	3
										193 A	Cal St. Fullerton	0	3
										204 N	North Texas	0	3
										206 A	UC Irvine	0	3
										213 A	Tex. A&M-Corp. Chris	3	2
										213 H	Tex. A&M-Corp. Chris	3	1
										213 H	Tex. A&M-Corp. Chris	3	0
										213 H	Tex. A&M-Corp. Chris	3	2
										237 A	Texas Southern	3	1
										237 A	Texas Southern	3	2
										237 H	Texas Southern	3	0
										242 H	Sam Houston St.	2	3
										271 A	Prairie View	3	0
										299 H	Lipscomb	3	0
										302 N	La.-Monroe	3	1
				309 A	Centenary (La.)	3	1						
				309 H	Centenary (La.)	3	0						
				309 H	Centenary (La.)	3	0						
			LAST 10 GAMES										
			213 A	Tex. A&M-Corp. Chris	3	2	237 H	Texas Southern	3	0			
			213 H	Tex. A&M-Corp. Chris	3	0	237 A	Texas Southern	3	1			
			309 H	Centenary (La.)	3	0	237 A	Texas Southern	3	2			
			213 H	Tex. A&M-Corp. Chris	3	1	271 A	Prairie View	3	0			
			299 H	Lipscomb	3	0	242 H	Sam Houston St.	2	3			
Non-Div. I Games:	Incarnate Word	0	3	Tex. A&M-Kingsville	2	3	Tarleton St.	2	3	Tex. A&M-Kingsville	3	0	
	Tex. A&M-Commerce	3	2	Incarnate Word	0	3				Tex.-Pan American			

Average RPI Win: 268		WON-LOST	WINNING	LAST 10	STRENGTH OF	OPP. STRENGTH	TEAM	ADJ	CONF.	ADJ CONF.	
Average RPI Loss: 169		RECORD	PCT. RANK	GAMES	SCHEDULE	OF SCHEDULE	RPI	RPI	RPI	RPI	
DIV. I ONLY		14- 17	.45161 173	2- 7	235	272	217	.41954 227	24	24	
DIV. I NON-CONF.		12- 7	.63158 108	1- 3	208	242	154	.48709 165	23	23	
<hr/>											
TOTALS		RPI 1-25	RPI 26-50		W-L RECORDS		RPI 51-100		RPI 101-150		RPI 150+
14- 17		0- 0	0- 0		OVERALL		0- 4		1- 3		13- 10
5- 7		0- 0	0- 0		HOME		0- 1		0- 1		5- 5
3- 8		0- 0	0- 0		AWAY		0- 3		0- 2		3- 3
6- 2		0- 0	0- 0		NEUTRAL		0- 0		1- 0		5- 2
12- 7		0- 0	0- 0		NON-CONFERENCE		0- 3		1- 1		11- 3
4- 3		0- 0	0- 0		HOME		0- 1		0- 0		4- 2
2- 3		0- 0	0- 0		AWAY		0- 2		0- 1		2- 0
6- 1		0- 0	0- 0		NEUTRAL		0- 0		1- 0		5- 1
2- 10		0- 0	0- 0		CONFERENCE		0- 1		0- 2		2- 7
1- 4		0- 0	0- 0		HOME		0- 0		0- 1		1- 3
1- 5		0- 0	0- 0		AWAY		0- 1		0- 1		1- 3
0- 1		0- 0	0- 0		NEUTRAL		0- 0		0- 0		0- 1
RPI S	Opponent	Score	RPI S	Opponent	Score	RPI S	Opponent	Score	RPI S	Opponent	Score
						68 A	Alabama	0 3	109 A	Ga. Southern	0 3
						76 A	Florida A&M	1 3	129 H	Georgia St.	0 3
						76 H	Florida A&M	0 3	132 N	Winthrop	3 1
						94 A	UCF	0 3	145 A	Fla. Atlantic	0 3
									154 N	Chattanooga	2 3
									178 H	Campbell	2 3
									178 N	Campbell	0 3
									207 A	N.C. A&T	3 0
									207 H	N.C. A&T	2 3
									211 A	Troy St.	0 3
									214 H	Jacksonville	1 3
									229 A	Samford	0 3
									254 A	Birmingham-So.	3 1
									254 H	Birmingham-So.	2 3
									262 H	Stetson	3 2
									270 A	Jacksonville St.	3 2
									270 A	Jacksonville St.	0 3
									271 H	Prairie View	3 0
									277 H	Belmont	1 3
									281 N	High Point	3 1
									288 H	Jackson St.	3 0
									288 N	Jackson St.	3 0
									289 H	Elon	3 2
									298 N	Tennessee St.	3 0
									299 N	Lipscomb	3 0
									306 N	Morris Brown	3 0
									309 H	Centenary (La.)	3 0
Non-Div. I Games:			Savannah St.	3 0	Savannah St.	3 0	Mercer				

Average RPI Win: 247		WON-LOST RECORD		WINNING PCT. RANK		LAST 10 GAMES		STRENGTH OF SCHEDULE		OPP. STRENGTH OF SCHEDULE		TEAM RPI		ADJ RPI		CONF. RPI		ADJ CONF. RPI	
Average RPI Loss: 135																			
DIV. I ONLY		8- 20		.28571 244		5- 5		142		217		226		.41895 228		22		21	
DIV. I NON-CONF.		2- 10		.16667 280		1- 1		129		161		241		.41074 241		26		26	
TOTALS		RPI 1-25		RPI 26-50		W-L RECORDS		RPI 51-100		RPI 101-150		RPI 150+							
8- 20		0- 1		0- 0		OVERALL		0- 5		0- 6		8- 8							
2- 8		0- 0		0- 0		HOME		0- 0		0- 3		2- 5							
5- 9		0- 1		0- 0		AWAY		0- 3		0- 3		5- 2							
1- 3		0- 0		0- 0		NEUTRAL		0- 2		0- 0		1- 1							
2- 10		0- 1		0- 0		NON-CONFERENCE		0- 5		0- 0		2- 4							
0- 2		0- 0		0- 0		HOME		0- 0		0- 0		0- 2							
1- 5		0- 1		0- 0		AWAY		0- 3		0- 0		1- 1							
1- 3		0- 0		0- 0		NEUTRAL		0- 2		0- 0		1- 1							
6- 10		0- 0		0- 0		CONFERENCE		0- 0		0- 6		6- 4							
2- 6		0- 0		0- 0		HOME		0- 0		0- 3		2- 3							
4- 4		0- 0		0- 0		AWAY		0- 0		0- 3		4- 1							
0- 0		0- 0		0- 0		NEUTRAL		0- 0		0- 0		0- 0							
RPI S	Opponent	Score		RPI S	Opponent	Score		RPI S	Opponent	Score		RPI S	Opponent	Score					
17 A	Colorado St.	0 3						59 N	Utah St.	0 3		121 A	Eastern Ill.	1 3					
								61 N	Arkansas	0 3		121 H	Eastern Ill.	1 3					
								87 A	Memphis	1 3		128 A	Tenn.-Martin	2 3					
								90 A	Western Ky.	0 3		128 H	Tenn.-Martin	2 3					
								96 A	St. Louis	0 3		144 A	Morehead St.	1 3					
												144 H	Morehead St.	0 3					
												151 A	Southeast Mo. St.	2 3					
												151 H	Southeast Mo. St.	0 3					
												174 H	Southern Ill.	1 3					
												179 A	Austin Peay	3 1					
												179 H	Austin Peay	1 3					
												184 N	La.-Lafayette	0 3					
												211 N	Troy St.	3 0					
												218 H	Evansville	1 3					
												221 A	Mississippi St.	2 3					
												222 A	Eastern Ky.	3 2					
												222 H	Eastern Ky.	1 3					
												238 A	Tennessee Tech	3 1					
												238 H	Tennessee Tech	3 0					
												288 A	Jackson St.	3 0					
												298 A	Tennessee St.	3 0					
												298 H	Tennessee St.	3 0					
LAST 10 GAMES																			
179 H	Austin Peay	1 3		87 A	Memphis	1 3													
222 A	Eastern Ky.	3 2		288 A	Jackson St.	3 0													
144 A	Morehead St.	1 3		151 A	Southeast Mo. St.	2 3													
298 A	Tennessee St.	3 0		121 A	Eastern Ill.	1 3													
238 H	Tennessee Tech	3 0		179 A	Austin Peay	3 1													

Non-Div. I Games:

Murray St.

Average RPI Win: 231		WON-LOST RECORD		WINNING PCT. RANK		LAST 10 GAMES		STRENGTH OF SCHEDULE		OPP. STRENGTH OF SCHEDULE		TEAM RPI		ADJ RPI		CONF. RPI		ADJ CONF. RPI	
Average RPI Loss: 147		12- 22		.35294 222		1- 9		195		206		220		.4188 229		24		24	
DIV. I ONLY		6- 17		.26087 258		1- 7		166		147		237		.4103 243		23		23	
DIV. I NON-CONF.																			
TOTALS		RPI 1-25		RPI 26-50		W-L RECORDS		RPI 51-100		RPI 101-150		RPI 150+							
12- 22		0- 1		0- 1		OVERALL		0- 6		1- 4		11- 10							
7- 5		0- 0		0- 0		HOME		0- 3		0- 2		7- 0							
5- 6		0- 0		0- 0		AWAY		0- 2		1- 0		4- 4							
0- 11		0- 1		0- 1		NEUTRAL		0- 1		0- 2		0- 6							
6- 17		0- 1		0- 1		NON-CONFERENCE		0- 5		0- 3		6- 7							
4- 3		0- 0		0- 0		HOME		0- 2		0- 1		4- 0							
2- 4		0- 0		0- 0		AWAY		0- 2		0- 0		2- 2							
0- 10		0- 1		0- 1		NEUTRAL		0- 1		0- 2		0- 5							
6- 5		0- 0		0- 0		CONFERENCE		0- 1		1- 1		5- 3							
3- 2		0- 0		0- 0		HOME		0- 1		0- 1		3- 0							
3- 2		0- 0		0- 0		AWAY		0- 0		1- 0		2- 2							
0- 1		0- 0		0- 0		NEUTRAL		0- 0		0- 0		0- 1							
RPI	S	Opponent		Score		RPI	S	Opponent		Score		RPI	S	Opponent		Score			
11	N	Texas A&M		0	3	50	N	Houston		1	3	68	H	Alabama		0	3		
												74	A	Rice		2	3		
												86	N	Stephen F. Austin		0	3		
												87	A	Memphis		0	3		
												87	H	Memphis		0	3		
												94	H	UCF		1	3		
												128	N	Tenn.-Martin		0	3		
												129	A	Georgia St.		3	2		
												132	H	Winthrop		2	3		
												144	N	Morehead St.		0	3		
												145	H	Fla. Atlantic		2	3		
												172	H	UAB		3	0		
												174	N	Southern Ill.		2	3		
												178	A	Campbell		2	3		
												178	N	Campbell		1	3		
												207	A	N.C. A&T		0	3		
												209	A	Mississippi		3	2		
												211	H	Troy St.		3	2		
												214	A	Jacksonville		2	3		
												217	N	Southern Miss.		0	3		
												218	A	Evansville		0	3		
												221	H	Mississippi St.		3	1		
												227	H	Mercer		3	0		
												244	H	UNC Asheville		3	1		
												245	N	Arkansas St.		1	3		
												245	N	Arkansas St.		0	3		
												248	N	Middle Tenn.		2	3		
												254	A	Birmingham-So.		3	2		
												262	A	Stetson		3	1		
												270	A	Jacksonville St.		3	1		
												277	H	Belmont		3	0		
												291	H	Grambling		3	0		
												68	H	Alabama		0	3		
LAST 10 GAMES																			
245	N	Arkansas St.		0	3	144	N	Morehead St.		0	3	262	A	Stetson		3	1		
248	N	Middle Tenn.		2	3	291	H	Grambling		3	0	270	A	Jacksonville St.		3	1		
178	N	Campbell		1	3	207	A	N.C. A&T		0	3	277	H	Belmont		3	0		
174	N	Southern Ill.		2	3	178	A	Campbell		2	3	291	H	Grambling		3	0		
218	A	Evansville		0	3	68	H	Alabama		0	3								

[illegible]

Non-Div. I Games:

Central Mich.

Average RPI Win: 267		WON-LOST	WINNING	LAST 10	STRENGTH OF		OPP. STRENGTH	TEAM	ADJ	CONF.	ADJ CONF.
Average RPI Loss: 148		RECORD	PCT. RANK	GAMES	SCHEDULE		OF SCHEDULE	RPI	RPI	RPI	RPI
DIV. I ONLY		9- 17	.34615	224	4- 6		221	241	238	.41754	231
DIV. I NON-CONF.		3- 8	.27273	256	1- 2		98	261	219	.44241	218
TOTALS		RPI 1-25	RPI 26-50		W-L RECORDS		RPI 51-100		RPI 101-150		RPI 150+
9- 17	0- 0	0- 0		OVERALL		0- 3		0- 8		9- 6	
6- 5	0- 0	0- 0		HOME		0- 1		0- 3		6- 1	
3- 10	0- 0	0- 0		AWAY		0- 1		0- 5		3- 4	
0- 2	0- 0	0- 0		NEUTRAL		0- 1		0- 0		0- 1	
3- 8	0- 0	0- 0		NON-CONFERENCE		0- 3		0- 2		3- 3	
2- 2	0- 0	0- 0		HOME		0- 1		0- 0		2- 1	
1- 5	0- 0	0- 0		AWAY		0- 1		0- 2		1- 2	
0- 1	0- 0	0- 0		NEUTRAL		0- 1		0- 0		0- 0	
6- 9	0- 0	0- 0		CONFERENCE		0- 0		0- 6		6- 3	
4- 3	0- 0	0- 0		HOME		0- 0		0- 3		4- 0	
2- 5	0- 0	0- 0		AWAY		0- 0		0- 3		2- 2	
0- 1	0- 0	0- 0		NEUTRAL		0- 0		0- 0		0- 1	
RPI S	Opponent	Score	RPI S	Opponent	Score	RPI S	Opponent	Score	RPI S	Opponent	Score
						53 A	Col. of Charleston	0 3	101 A	Radford	0 3
						53 H	Col. of Charleston	0 3	101 H	Radford	0 3
						94 N	UCF	0 3	104 A	Liberty	1 3
									104 H	Liberty	2 3
									129 A	Georgia St.	0 3
									132 A	Winthrop	0 3
									132 H	Winthrop	0 3
									150 A	Furman	0 3
									165 A	Charlotte	0 3
									202 A	Coastal Caro.	1 3
									202 H	Coastal Caro.	3 2
									244 A	UNC Asheville	1 3
									244 H	UNC Asheville	3 0
									244 N	UNC Asheville	0 3
									247 H	UNC Wilmington	3 2
									254 A	Birmingham-So.	1 3
									254 H	Birmingham-So.	1 3
									281 A	High Point	3 1
									281 H	High Point	3 0
									283 A	South Carolina St.	3 0
									285 H	Citadel	3 0
									289 A	Elon	3 0
									289 H	Elon	3 2
LAST 10 GAMES											
						244 N	UNC Asheville	0 3	129 A	Georgia St.	0 3
						285 H	Citadel	3 0	254 A	Birmingham-So.	1 3
						101 H	Radford	0 3	244 H	UNC Asheville	3 0
						104 H	Liberty	2 3	289 H	Elon	3 2
						202 A	Coastal Caro.	1 3	281 H	High Point	3 0

Non-Div. I Games: Gardner-Webb 3 0 Savannah St. 3 0

Charleston So.

Average RPI Win:	237	WON-LOST	WINNING	LAST 10	STRENGTH OF	OPP. STRENGTH	TEAM	ADJ	CONF.	ADJ CONF.	
Average RPI Loss:	96	RECORD	PCT. RANK	GAMES	SCHEDULE	OF SCHEDULE	RPI	RPI	RPI	RPI	
DIV. I ONLY	6- 21	.22222	270	1- 9	208	99	253	.41679	232	4	4
DIV. I NON-CONF.	5- 5	.5	149	1- 1	275	205	235	.42464	232	7	7
<hr/>											
TOTALS	RPI 1-25	RPI 26-50		W-L RECORDS		RPI 51-100		RPI 101-150		RPI 150+	
6- 21	0- 0	0- 8		OVERALL		0- 0		1- 11		5- 2	
4- 9	0- 0	0- 4		HOME		0- 0		1- 4		3- 1	
1- 10	0- 0	0- 4		AWAY		0- 0		0- 5		1- 1	
1- 2	0- 0	0- 0		NEUTRAL		0- 0		0- 2		1- 0	
5- 5	0- 0	0- 0		NON-CONFERENCE		0- 0		0- 3		5- 2	
3- 2	0- 0	0- 0		HOME		0- 0		0- 1		3- 1	
1- 2	0- 0	0- 0		AWAY		0- 0		0- 1		1- 1	
1- 1	0- 0	0- 0		NEUTRAL		0- 0		0- 1		1- 0	
1- 16	0- 0	0- 8		CONFERENCE		0- 0		1- 8		0- 0	
1- 7	0- 0	0- 4		HOME		0- 0		1- 3		0- 0	
0- 8	0- 0	0- 4		AWAY		0- 0		0- 4		0- 0	
0- 1	0- 0	0- 0		NEUTRAL		0- 0		0- 1		0- 0	
RPI S	Opponent	Score	RPI S	Opponent	Score	RPI S	Opponent	Score	RPI S	Opponent	Score
			26 A	Georgia Tech	0 3				111 N	Eastern Mich.	0 3
			26 H	Georgia Tech	1 3				112 A	Wake Forest	0 3
			28 A	North Carolina	0 3				112 H	Wake Forest	0 3
			28 H	North Carolina	0 3				125 A	Maryland	0 3
			31 A	Duke	0 3				125 H	Maryland	3 1
			31 H	Duke	0 3				134 A	Clemson	0 3
			36 A	Florida St.	0 3				134 H	Clemson	0 3
			36 H	Florida St.	1 3				135 H	Kansas	0 3
									136 A	Butler	0 3
									140 A	Virginia	1 3
									140 H	Virginia	1 3
									140 N	Virginia	0 3
									178 H	Campbell	1 3
									185 A	East Caro.	1 3
									205 H	Marshall	3 0
									265 H	Appalachian St.	3 1
									270 N	Jacksonville St.	3 1
									273 A	IUPUI	3 2
									281 H	High Point	3 0
			LAST 10 GAMES								
			140 N	Virginia	0 3	265 H	Appalachian St.	3 1			
			36 A	Florida St.	0 3	31 H	Duke	0 3			
			28 A	North Carolina	0 3	112 H	Wake Forest	0 3			
			26 A	Georgia Tech	0 3	185 A	East Caro.	1 3			
			134 A	Clemson	0 3	140 A	Virginia	1 3			

Non-Div. I Games:

North Carolina St.

Average RPI Win:	284	WON-LOST RECORD	WINNING PCT. RANK	LAST 10 GAMES	STRENGTH OF SCHEDULE	OPP. STRENGTH OF SCHEDULE	TEAM RPI	ADJ RPI	CONF. RPI	ADJ CONF. RPI				
DIV. I ONLY		12- 11	.52174	146	6- 4	287	287	235	.41617	233	28	28		
DIV. I NON-CONF.		5- 6	.45455	185	0- 1	241	241	230	.42792	230	29	29		

TOTALS	RPI 1-25	RPI 26-50		W-L RECORDS		RPI 51-100		RPI 101-150		RPI 150+				
12- 11	0- 0	0- 0		OVERALL		0- 1		0- 4		12- 6				
4- 2	0- 0	0- 0		HOME		0- 0		0- 0		4- 2				
3- 6	0- 0	0- 0		AWAY		0- 1		0- 3		3- 2				
5- 3	0- 0	0- 0		NEUTRAL		0- 0		0- 1		5- 2				
5- 6	0- 0	0- 0		NON-CONFERENCE		0- 1		0- 3		5- 2				
1- 0	0- 0	0- 0		HOME		0- 0		0- 0		1- 0				
1- 4	0- 0	0- 0		AWAY		0- 1		0- 2		1- 1				
3- 2	0- 0	0- 0		NEUTRAL		0- 0		0- 1		3- 1				
7- 5	0- 0	0- 0		CONFERENCE		0- 0		0- 1		7- 4				
3- 2	0- 0	0- 0		HOME		0- 0		0- 0		3- 2				
2- 2	0- 0	0- 0		AWAY		0- 0		0- 1		2- 1				
2- 1	0- 0	0- 0		NEUTRAL		0- 0		0- 0		2- 1				

RPI S	Opponent	Score	RPI S	Opponent	Score	RPI S	Opponent	Score	RPI S	Opponent	Score			
						77 A	St. Peter's	0 3	107 A	Cornell	0 3			
						118 N	Princeton	0 3						
						120 A	Robert Morris	0 3						
						126 A	St. John's (N.Y.)	0 3						
						183 H	UMBC	0 3						
						220 A	La Salle	0 3						
						223 A	Central Conn. St.	0 3						
						223 N	Central Conn. St.	1 3						
						246 N	Stony Brook	3 2						
						252 A	Drexel	3 2						
						255 H	Manhattan	3 0						
						255 N	Manhattan	1 3						
						275 H	St. Francis (N.Y.)	3 1						
						280 A	Quinnipiac	3 1						
						280 N	Quinnipiac	3 2						
						284 H	Wagner	0 3						
						295 H	Sacred Heart	3 1						
						296 H	Long Island	3 0						
						304 N	Lafayette	3 0						
						307 N	Vermont	3 0						
						308 A	St. Francis (Pa.)	3 1						
						308 N	St. Francis (Pa.)	3 1						
						LAST 10 GAMES								
						223 N	Central Conn. St.	1 3	296 H	Long Island	3 0			
						280 N	Quinnipiac	3 2	275 H	St. Francis (N.Y.)	3 1			
220 A	La Salle	0 3	295 H	Sacred Heart	3 1									
223 A	Central Conn. St.	0 3	183 H	UMBC	0 3									
280 A	Quinnipiac	3 1	308 A	St. Francis (Pa.)	3 1									

Non-Div. I Games:

Fairleigh Dickinson

Average RPI Win: 275		WON-LOST	WINNING	LAST 10	STRENGTH OF		OPP. STRENGTH	TEAM	ADJ	CONF.	ADJ CONF.
Average RPI Loss: 148		RECORD	PCT. RANK	GAMES	SCHEDULE		OF SCHEDULE	RPI	RPI	RPI	RPI
DIV. I ONLY		7- 17	.29167	241	2- 8		165	257	236	.41544	234
DIV. I NON-CONF.		5- 9	.35714	227	1- 1		134	297	221	.43473	226
TOTALS		RPI 1-25	RPI 26-50		W-L RECORDS		RPI 51-100		RPI 101-150		RPI 150+
7- 17	0- 0	0- 0		OVERALL		0- 5		0- 6		7- 6	
2- 6	0- 0	0- 0		HOME		0- 2		0- 2		2- 2	
1- 8	0- 0	0- 0		AWAY		0- 2		0- 2		1- 4	
4- 3	0- 0	0- 0		NEUTRAL		0- 1		0- 2		4- 0	
5- 9	0- 0	0- 0		NON-CONFERENCE		0- 3		0- 2		5- 4	
1- 2	0- 0	0- 0		HOME		0- 1		0- 0		1- 1	
0- 4	0- 0	0- 0		AWAY		0- 1		0- 0		0- 3	
4- 3	0- 0	0- 0		NEUTRAL		0- 1		0- 2		4- 0	
2- 8	0- 0	0- 0		CONFERENCE		0- 2		0- 4		2- 2	
1- 4	0- 0	0- 0		HOME		0- 1		0- 2		1- 1	
1- 4	0- 0	0- 0		AWAY		0- 1		0- 2		1- 1	
0- 0	0- 0	0- 0		NEUTRAL		0- 0		0- 0		0- 0	
RPI S	Opponent	Score	RPI S	Opponent	Score	RPI S	Opponent	Score	RPI S	Opponent	Score
						83 A	Northeastern	0 3	102 N	Columbia	0 3
						83 H	Northeastern	1 3	118 N	Princeton	2 3
						91 A	Towson	0 3	122 A	New Hampshire	0 3
						91 H	Towson	0 3	122 H	New Hampshire	0 3
						97 N	Hofstra	0 3	127 A	Maine	0 3
									127 H	Maine	2 3
									175 A	Yale	2 3
									208 H	Siena	2 3
									223 A	Central Conn. St.	0 3
									246 A	Stony Brook	1 3
									246 H	Stony Brook	0 3
									252 A	Drexel	0 3
									252 H	Drexel	3 2
									269 A	Albany (N.Y.)	3 2
									269 H	Albany (N.Y.)	3 2
									279 N	Rider	3 2
									279 N	Rider	3 0
									280 N	Quinnipiac	3 0
									300 N	Marist	3 2
LAST 10 GAMES											
						91 H	Towson	0 3	83 A	Northeastern	0 3
						252 H	Drexel	3 2	246 H	Stony Brook	0 3
						122 H	New Hampshire	0 3	127 H	Maine	2 3
						127 A	Maine	0 3	122 A	New Hampshire	0 3
						269 A	Albany (N.Y.)	3 2	83 H	Northeastern	1 3

Non-Div. I Games:

Hartford

Average RPI Win: 225		WON-LOST	WINNING	LAST 10	STRENGTH OF		OPP. STRENGTH	TEAM	ADJ	CONF.	ADJ CONF.
Average RPI Loss: 92		RECORD	PCT. RANK	GAMES	SCHEDULE		OF SCHEDULE	RPI	RPI	RPI	RPI
DIV. I ONLY		5- 21	.19231	282	2- 8		153	86	245	.41478	235
DIV. I NON-CONF.		3- 9	.25	259	0- 1		155	94	229	.43595	225
TOTALS		RPI 1-25	RPI 26-50		W-L RECORDS		RPI 51-100		RPI 101-150		RPI 150+
5- 21	0- 4	0- 5		OVERALL		0- 2		0- 5		5- 5	
4- 9	0- 2	0- 3		HOME		0- 1		0- 2		4- 1	
0- 11	0- 2	0- 2		AWAY		0- 1		0- 2		0- 4	
1- 1	0- 0	0- 0		NEUTRAL		0- 0		0- 1		1- 0	
3- 9	0- 2	0- 1		NON-CONFERENCE		0- 2		0- 3		3- 1	
2- 4	0- 1	0- 1		HOME		0- 1		0- 1		2- 0	
0- 4	0- 1	0- 0		AWAY		0- 1		0- 1		0- 1	
1- 1	0- 0	0- 0		NEUTRAL		0- 0		0- 1		1- 0	
2- 12	0- 2	0- 4		CONFERENCE		0- 0		0- 2		2- 4	
2- 5	0- 1	0- 2		HOME		0- 0		0- 1		2- 1	
0- 7	0- 1	0- 2		AWAY		0- 0		0- 1		0- 3	
0- 0	0- 0	0- 0		NEUTRAL		0- 0		0- 0		0- 0	
RPI S	Opponent	Score		RPI S	Opponent	Score		RPI S	Opponent	Score	
8 H	UCLA	0	3	32 A	Santa Clara	0	3	55 A	Nevada	0	3
10 A	Pepperdine	1	3	32 H	Santa Clara	0	3	58 H	Sacramento St.	1	3
10 H	Pepperdine	0	3	37 H	San Jose St.	1	3				
17 A	Colorado St.	0	3	49 A	San Diego	0	3				
				49 H	San Diego	1	3				
LAST 10 GAMES											
	10 A Pepperdine	1	3		49 A San Diego	0	3				
	110 A Loyola Marymount	0	3		188 A San Francisco	1	3				
	236 H Portland	3	0		32 A Santa Clara	0	3				
	8 H UCLA	0	3		110 H Loyola Marymount	1	3				
	181 H Gonzaga	3	0		10 H Pepperdine	0	3				

Non-Div. I Games:

St. Mary's (Cal.)

Average RPI Win:		216	WON-LOST RECORD		WINNING PCT. RANK		LAST 10 GAMES		STRENGTH OF SCHEDULE		OPP. STRENGTH OF SCHEDULE		TEAM RPI		ADJ RPI		CONF. RPI		ADJ CONF. RPI	
Average RPI Loss:		104																		
DIV. I ONLY			6- 20		.23077 265		2- 8		200		110		249		.41094 236		15		14	
DIV. I NON-CONF.			4- 8		.33333 230		1- 2		212		146		232		.43001 227		12		11	
TOTALS		RPI 1-25		RPI 26-50		W-L RECORDS		RPI 51-100		RPI 101-150		RPI 150+								
6- 20		0- 3		0- 5		OVERALL		0- 1		1- 5		5- 6								
3- 7		0- 2		0- 2		HOME		0- 0		0- 1		3- 2								
1- 11		0- 1		0- 3		AWAY		0- 0		0- 3		1- 4								
2- 2		0- 0		0- 0		NEUTRAL		0- 1		1- 1		1- 0								
4- 8		0- 1		0- 1		NON-CONFERENCE		0- 1		1- 3		3- 2								
1- 2		0- 1		0- 0		HOME		0- 0		0- 0		1- 1								
1- 4		0- 0		0- 1		AWAY		0- 0		0- 2		1- 1								
2- 2		0- 0		0- 0		NEUTRAL		0- 1		1- 1		1- 0								
2- 12		0- 2		0- 4		CONFERENCE		0- 0		0- 2		2- 4								
2- 5		0- 1		0- 2		HOME		0- 0		0- 1		2- 1								
0- 7		0- 1		0- 2		AWAY		0- 0		0- 1		0- 3								
0- 0		0- 0		0- 0		NEUTRAL		0- 0		0- 0		0- 0								
RPI	S	Opponent		Score		RPI	S	Opponent		Score		RPI	S	Opponent		Score				
10	A	Pepperdine		0 3		32	A	Santa Clara		0 3		84	N	Marquette		0 3				
10	H	Pepperdine		0 3		32	H	Santa Clara		0 3				109 N Ga. Southern		3 0				
17	H	Colorado St.		0 3		46	A	Oregon St.		0 3				110 A Loyola Marymount		0 3				
						49	A	San Diego		0 3				110 H Loyola Marymount		0 3				
						49	H	San Diego		1 3				123 A Washington		1 3				
														135 A Kansas		0 3				
														141 N Cal St. Northridge		0 3				
														166 H Oregon		1 3				
														181 A Gonzaga		2 3				
														181 H Gonzaga		1 3				
														188 A San Francisco		0 3				
														188 H San Francisco		3 1				
														190 A Idaho St.		0 3				
														219 N Montana		3 2				
														235 A St. Mary's (Cal.)		0 3				
														235 H St. Mary's (Cal.)		3 0				
														272 A Portland St.		3 1				
														272 H Portland St.		3 0				
LAST 10 GAMES																				
						17	H	Colorado St.		0 3		188	H	San Francisco		3 1				
						181	A	Gonzaga		2 3		32	H	Santa Clara		0 3				
						235	A	St. Mary's (Cal.)		0 3		272	H	Portland St.		3 0				
						49	A	San Diego		0 3		10	A	Pepperdine		0 3				
						166	H	Oregon		1 3		110	A	Loyola Marymount		0 3				

Non-Div. I Games:

Portland

Average RPI Win: 280		WON-LOST	WINNING	LAST 10	STRENGTH OF		OPP. STRENGTH	TEAM	ADJ	CONF.	ADJ CONF.
Average RPI Loss: 221		RECORD	PCT. RANK	GAMES	SCHEDULE		OF SCHEDULE	RPI	RPI	RPI	RPI
DIV. I ONLY		15- 12	.55556	133	5- 4		280	295	222	.41077	237
DIV. I NON-CONF.		2- 9	.18182	276	0- 3		300	280	304	.28719	303
TOTALS		RPI 1-25	RPI 26-50		W-L RECORDS		RPI 51-100		RPI 101-150		RPI 150+
15- 12	0- 0	0- 0		OVERALL		0- 0		0- 1		15- 11	
5- 5	0- 0	0- 0		HOME		0- 0		0- 0		5- 5	
8- 5	0- 0	0- 0		AWAY		0- 0		0- 0		8- 5	
2- 2	0- 0	0- 0		NEUTRAL		0- 0		0- 1		2- 1	
2- 9	0- 0	0- 0		NON-CONFERENCE		0- 0		0- 0		2- 9	
1- 4	0- 0	0- 0		HOME		0- 0		0- 0		1- 4	
1- 5	0- 0	0- 0		AWAY		0- 0		0- 0		1- 5	
0- 0	0- 0	0- 0		NEUTRAL		0- 0		0- 0		0- 0	
13- 3	0- 0	0- 0		CONFERENCE		0- 0		0- 1		13- 2	
4- 1	0- 0	0- 0		HOME		0- 0		0- 0		4- 1	
7- 0	0- 0	0- 0		AWAY		0- 0		0- 0		7- 0	
2- 2	0- 0	0- 0		NEUTRAL		0- 0		0- 1		2- 1	
RPI S	Opponent	Score	RPI S	Opponent	Score	RPI S	Opponent	Score	RPI S	Opponent	Score
									119 N	Alcorn St.	1 3
									173 H	Alabama A&M	3 2
									173 N	Alabama A&M	0 3
									213 A	Tex. A&M-Corp. Chris	0 3
									213 H	Tex. A&M-Corp. Chris	1 3
									213 H	Tex. A&M-Corp. Chris	1 3
									226 A	Tex.-Pan American	0 3
									226 H	Tex.-Pan American	1 3
									226 H	Tex.-Pan American	2 3
									243 A	Louisiana Tech	0 3
									243 A	Louisiana Tech	0 3
									271 A	Prairie View	3 0
									271 A	Prairie View	3 2
									271 H	Prairie View	2 3
									274 A	Southern U.	3 1
									274 H	Southern U.	3 0
									286 A	Northwestern St.	1 3
									287 N	Alabama St.	3 0
									291 A	Grambling	3 2
									291 A	Grambling	3 0
									291 H	Grambling	3 0
									291 H	Grambling	3 0
									291 N	Grambling	3 0
									292 A	Ark.-Pine Bluff	3 0
									292 A	Ark.-Pine Bluff	3 0
									309 A	Centenary (La.)	3 1
									309 H	Centenary (La.)	3 2
LAST 10 GAMES											
						173 N	Alabama A&M	0 3	274 H	Southern U.	3 0
						287 N	Alabama St.	3 0	271 A	Prairie View	3 2
						226 A	Tex.-Pan American	0 3	291 A	Grambling	3 0
						226 H	Tex.-Pan American	1 3	291 A	Grambling	3 2
						226 H	Tex.-Pan American	2 3	213 A	Tex. A&M-Corp. Chris	0 3

Non-Div. I Games: Paul Quinn 3 0 Tex. A&M-Kingsville 1 3

Texas Southern

Average RPI Win: 247		WON-LOST RECORD		WINNING PCT. RANK		LAST 10 GAMES		STRENGTH OF SCHEDULE		OPP. STRENGTH OF SCHEDULE		TEAM RPI		ADJ RPI		CONF. RPI		ADJ CONF. RPI	
DIV. I ONLY		8- 16		.33333 226		4- 6		214		239		239		.40861 238		22		21	
DIV. I NON-CONF.		5- 3		.625 111		2- 0		215		217		157		.49469 152		26		26	
TOTALS		RPI 1-25		RPI 26-50		W-L RECORDS		RPI 51-100		RPI 101-150		RPI 150+							
8- 16		0- 1		0- 0		OVERALL		0- 0		1- 7		7- 8							
4- 8		0- 0		0- 0		HOME		0- 0		0- 4		4- 4							
3- 7		0- 1		0- 0		AWAY		0- 0		1- 2		2- 4							
1- 1		0- 0		0- 0		NEUTRAL		0- 0		0- 1		1- 0							
5- 3		0- 1		0- 0		NON-CONFERENCE		0- 0		0- 2		5- 0							
3- 1		0- 0		0- 0		HOME		0- 0		0- 1		3- 0							
1- 1		0- 1		0- 0		AWAY		0- 0		0- 0		1- 0							
1- 1		0- 0		0- 0		NEUTRAL		0- 0		0- 1		1- 0							
3- 13		0- 0		0- 0		CONFERENCE		0- 0		1- 5		2- 8							
1- 7		0- 0		0- 0		HOME		0- 0		0- 3		1- 4							
2- 6		0- 0		0- 0		AWAY		0- 0		1- 2		1- 4							
0- 0		0- 0		0- 0		NEUTRAL		0- 0		0- 0		0- 0							
RPI S	Opponent	Score		RPI S	Opponent	Score		RPI S	Opponent	Score		RPI S	Opponent	Score					
12 A	Ohio St.	0 3										121 A	Eastern Ill.	3 2					
												121 H	Eastern Ill.	0 3					
												128 A	Tenn.-Martin	1 3					
												128 H	Tenn.-Martin	2 3					
												129 H	Georgia St.	0 3					
												142 N	Ill.-Chicago	0 3					
												144 A	Morehead St.	0 3					
												144 H	Morehead St.	1 3					
												151 A	Southeast Mo. St.	0 3					
												151 H	Southeast Mo. St.	1 3					
												152 N	Ohio	3 2					
												179 A	Austin Peay	0 3					
												179 H	Austin Peay	2 3					
												222 A	Eastern Ky.	2 3					
												222 H	Eastern Ky.	2 3					
												228 A	Murray St.	0 3					
												228 H	Murray St.	1 3					
												254 H	Birmingham-So.	3 0					
												277 A	Belmont	3 1					
												277 H	Belmont	3 0					
												298 A	Tennessee St.	3 0					
												298 H	Tennessee St.	3 0					
												299 H	Lipscomb	3 0					
LAST 10 GAMES																			
151 A	Southeast Mo. St.	0	3	128 A	Tenn.-Martin	1	3	298 H	Tennessee St.	3	0								
121 A	Eastern Ill.	3	2	298 H	Tennessee St.	3	0	144 A	Morehead St.	0	3								
299 H	Lipscomb	3	0	144 A	Morehead St.	0	3	222 A	Eastern Ky.	2	3								
179 H	Austin Peay	2	3	222 A	Eastern Ky.	2	3	277 A	Belmont	3	1								
228 A	Murray St.	0	3	277 A	Belmont	3	1												

Non-Div. I Games:

Tennessee Tech

Average RPI Win: 281		WON-LOST	WINNING	LAST 10	STRENGTH OF		OPP. STRENGTH	TEAM	ADJ	CONF.	ADJ CONF.
Average RPI Loss: 158		RECORD	PCT. RANK	GAMES	SCHEDULE		OF SCHEDULE	RPI	RPI	RPI	RPI
DIV. I ONLY		11- 15	.42308 186	4- 6	247		266	233	.40703 239	25	26
DIV. I NON-CONF.		5- 7	.41667 203	1- 2	253		132	234	.4207 234	22	22
TOTALS		RPI 1-25	RPI 26-50	W-L RECORDS	RPI 51-100		RPI 101-150	RPI 150+			
11- 15	0- 0		0- 2	OVERALL	0- 0		0- 4	11- 9			
6- 5	0- 0		0- 1	HOME	0- 0		0- 1	6- 3			
5- 8	0- 0		0- 1	AWAY	0- 0		0- 1	5- 6			
0- 2	0- 0		0- 0	NEUTRAL	0- 0		0- 2	0- 0			
5- 7	0- 0		0- 0	NON-CONFERENCE	0- 0		0- 4	5- 3			
3- 1	0- 0		0- 0	HOME	0- 0		0- 1	3- 0			
2- 4	0- 0		0- 0	AWAY	0- 0		0- 1	2- 3			
0- 2	0- 0		0- 0	NEUTRAL	0- 0		0- 2	0- 0			
6- 8	0- 0		0- 2	CONFERENCE	0- 0		0- 0	6- 6			
3- 4	0- 0		0- 1	HOME	0- 0		0- 0	3- 3			
3- 4	0- 0		0- 1	AWAY	0- 0		0- 0	3- 3			
0- 0	0- 0		0- 0	NEUTRAL	0- 0		0- 0	0- 0			
RPI S	Opponent	Score	RPI S	Opponent	Score	RPI S	Opponent	Score	RPI S	Opponent	Score
			43 A	American	0 3		121 N	Eastern Ill.	0 3		
			43 H	American	0 3		125 A	Maryland	0 3		
							127 N	Maine	1 3		
							131 H	Seton Hall	0 3		
							161 A	Army	2 3		
							161 H	Army	0 3		
							169 A	Lehigh	0 3		
							169 H	Lehigh	1 3		
							183 A	UMBC	1 3		
							199 A	Morgan St.	2 3		
							224 A	Bucknell	3 1		
							224 H	Bucknell	1 3		
							251 A	Holy Cross	3 2		
							251 H	Holy Cross	3 0		
							252 A	Drexel	0 3		
							257 A	Colgate	1 3		
							257 H	Colgate	3 1		
							280 H	Quinnipiac	3 1		
							290 A	Howard	3 2		
							304 A	Lafayette	3 0		
							304 H	Lafayette	3 0		
							308 H	St. Francis (Pa.)	3 1		
							310 H	Md.-East. Shore	3 0		
							311 A	Coppin St.	3 0		
			LAST 10 GAMES								
			308 H	St. Francis (Pa.)	3 1		257 A	Colgate	1 3		
			43 H	American	0 3		224 A	Bucknell	3 1		
			252 A	Drexel	0 3		199 A	Morgan St.	2 3		
			304 A	Lafayette	3 0		251 H	Holy Cross	3 0		
			169 A	Lehigh	0 3		161 H	Army	0 3		

Non-Div. I Games: Alas. Fairbanks 0 3

Navy

[illegible]

Non-Div. I Games:	Savannah St.	3	0
--------------------------	---------------------	----------	----------

Bethune-Cookman

Average RPI Win:	182	WON-LOST RECORD	WINNING PCT. RANK	LAST 10 GAMES	STRENGTH OF SCHEDULE	OPP. STRENGTH OF SCHEDULE	TEAM RPI	ADJ RPI	CONF. RPI	ADJ CONF. RPI	
DIV. I ONLY		3- 30	.09091 300	1- 9	66	66	237	.40651 241	2	2	
DIV. I NON-CONF.		1- 12	.07692 291	0- 2	148	220	273	.35967 275	3	3	
<hr/>											
TOTALS	RPI 1-25	RPI 26-50		W-L RECORDS	RPI 51-100		RPI 101-150		RPI 150+		
3- 30	0- 8	0- 0		OVERALL	0- 9		1- 4		2- 9		
2- 9	0- 4	0- 0		HOME	0- 4		1- 1		1- 0		
0- 14	0- 4	0- 0		AWAY	0- 5		0- 1		0- 4		
1- 7	0- 0	0- 0		NEUTRAL	0- 0		0- 2		1- 5		
<hr/>											
1- 12	0- 0	0- 0		NON-CONFERENCE	0- 1		0- 3		1- 8		
0- 1	0- 0	0- 0		HOME	0- 0		0- 1		0- 0		
0- 4	0- 0	0- 0		AWAY	0- 1		0- 0		0- 3		
1- 7	0- 0	0- 0		NEUTRAL	0- 0		0- 2		1- 5		
<hr/>											
2- 18	0- 8	0- 0		CONFERENCE	0- 8		1- 1		1- 1		
2- 8	0- 4	0- 0		HOME	0- 4		1- 0		1- 0		
0- 10	0- 4	0- 0		AWAY	0- 4		0- 1		0- 1		
0- 0	0- 0	0- 0		NEUTRAL	0- 0		0- 0		0- 0		
<hr/>											
RPI S	Opponent	Score	RPI S	Opponent	Score	RPI S	Opponent	Score	RPI S	Opponent	Score
2 A	Nebraska	0 3				64 A	Southwest Mo. St.	0 3	112 N	Wake Forest	0 3
2 H	Nebraska	0 3				65 A	Texas Tech	0 3	132 H	Southern Methodist	0 3
11 A	Texas A&M	0 3				65 H	Texas Tech	0 3	135 A	Kansas	0 3
11 H	Texas A&M	0 3				66 A	Baylor	0 3	135 H	Kansas	3 1
20 A	Kansas St.	0 3				66 H	Baylor	0 3	149 N	Texas-Arlington	0 3
20 H	Kansas St.	0 3				67 A	Texas	0 3	155 A	Oral Roberts	0 3
25 A	Colorado	0 3				67 H	Texas	0 3	176 A	Wyoming	0 3
25 H	Colorado	0 3				70 A	Missouri	1 3	184 N	La.-Lafayette	1 3
						70 H	Missouri	0 3	187 N	Wichita St.	1 3
									190 N	Idaho St.	0 3
									197 A	Iowa St.	1 3
									197 H	Iowa St.	3 1
									204 N	North Texas	2 3
									213 N	Tex. A&M-Corp. Chris	3 0
									242 A	Sam Houston St.	1 3
									248 N	Middle Tenn.	1 3
<hr/>											
LAST 10 GAMES											
				67 A	Texas	0 3	65 A	Texas Tech	0 3		
				197 H	Iowa St.	3 1	66 H	Baylor	0 3		
				25 A	Colorado	0 3	11 A	Texas A&M	0 3		
				2 H	Nebraska	0 3	64 A	Southwest Mo. St.	0 3		
				11 H	Texas A&M	0 3	187 N	Wichita St.	1 3		

Non-Div. I Games:

Oklahoma

[illegible]

Non-Div. I Games:

Sam Houston St.

Average RPI Win:	283	WON-LOST RECORD	WINNING PCT. RANK	LAST 10 GAMES	STRENGTH OF SCHEDULE	OPP. STRENGTH OF SCHEDULE	TEAM RPI	ADJ RPI	CONF. RPI	ADJ CONF. RPI			
Average RPI Loss:	119												
DIV. I ONLY	8- 18	.30769	235	1- 9	226	193	248	.40563	243	10	10		
DIV. I NON-CONF.	8- 5	.61538	115	1- 0	230	206	175	.4738	193	6	6		
<hr/>													
TOTALS	RPI 1-25	RPI 26-50		W-L RECORDS	RPI 51-100		RPI 101-150		RPI 150+				
8- 18	0- 1	0- 1		OVERALL	0- 6		0- 5		8- 6				
4- 7	0- 1	0- 0		HOME	0- 3		0- 2		4- 1				
3- 9	0- 0	0- 1		AWAY	0- 3		0- 3		3- 3				
1- 2	0- 0	0- 0		NEUTRAL	0- 0		0- 0		1- 2				
<hr/>													
8- 5	0- 0	0- 0		NON-CONFERENCE	0- 2		0- 0		8- 3				
4- 0	0- 0	0- 0		HOME	0- 0		0- 0		4- 0				
3- 3	0- 0	0- 0		AWAY	0- 2		0- 0		3- 1				
1- 2	0- 0	0- 0		NEUTRAL	0- 0		0- 0		1- 2				
<hr/>													
0- 14	0- 1	0- 1		CONFERENCE	0- 4		0- 5		0- 3				
0- 7	0- 1	0- 0		HOME	0- 3		0- 2		0- 1				
0- 7	0- 0	0- 1		AWAY	0- 1		0- 3		0- 2				
0- 0	0- 0	0- 0		NEUTRAL	0- 0		0- 0		0- 0				
<hr/>													
RPI S	Opponent	Score	RPI S	Opponent	Score	RPI S	Opponent	Score	RPI S	Opponent	Score		
9	H Hawaii	0 3	37	A San Jose St.	0 3	55	H Nevada	0 3	124	A UTEP	0 3		
						71	H Fresno St.	0 3	124	A UTEP	0 3		
						74	A Rice	0 3	124	H UTEP	2 3		
						74	H Rice	0 3	132	A Southern Methodist	0 3		
						82	A Lamar	0 3	132	H Southern Methodist	1 3		
						86	A Stephen F. Austin	2 3	151	N Southeast Mo. St.	0 3		
									155	A Oral Roberts	1 3		
									187	N Wichita St.	1 3		
									192	A Tulsa	0 3		
									192	H Tulsa	0 3		
									237	H Texas Southern	3 0		
									237	H Texas Southern	3 0		
									253	A Boise St.	0 3		
									286	N Northwestern St.	3 1		
									291	A Grambling	3 0		
									291	H Grambling	3 0		
									302	A La.-Monroe	3 0		
									309	A Centenary (La.)	3 1		
									309	H Centenary (La.)	3 0		
<hr/>													
LAST 10 GAMES													
124 A UTEP						0	3	124 H UTEP				2	3
132 H Southern Methodist						1	3	124 A UTEP				0	3
192 H Tulsa						0	3	74 H Rice				0	3
309 A Centenary (La.)						3	1	192 A Tulsa				0	3
74 A Rice						0	3	132 A Southern Methodist				0	3

Non-Div. I Games: Harding

0 3

Louisiana Tech

Average RPI Win: 253		WON-LOST	WINNING	LAST 10	STRENGTH OF		OPP. STRENGTH	TEAM	ADJ	CONF.	ADJ CONF.
Average RPI Loss: 145		RECORD	PCT. RANK	GAMES	SCHEDULE		OF SCHEDULE	RPI	RPI	RPI	RPI
DIV. I ONLY		7- 20	.25926	256	1- 9		179	224	250	.40507	244
DIV. I NON-CONF.		1- 10	.09091	288	0- 3		90	204	251	.40212	247
TOTALS		RPI 1-25	RPI 26-50		W-L RECORDS		RPI 51-100		RPI 101-150		RPI 150+
7- 20	0- 0	0- 2		OVERALL		0- 2		0- 9		7- 7	
4- 7	0- 0	0- 0		HOME		0- 1		0- 4		4- 2	
2- 10	0- 0	0- 1		AWAY		0- 0		0- 4		2- 5	
1- 3	0- 0	0- 1		NEUTRAL		0- 1		0- 1		1- 0	
1- 10	0- 0	0- 2		NON-CONFERENCE		0- 2		0- 2		1- 4	
1- 3	0- 0	0- 0		HOME		0- 1		0- 1		1- 1	
0- 5	0- 0	0- 1		AWAY		0- 0		0- 1		0- 3	
0- 2	0- 0	0- 1		NEUTRAL		0- 1		0- 0		0- 0	
6- 10	0- 0	0- 0		CONFERENCE		0- 0		0- 7		6- 3	
3- 4	0- 0	0- 0		HOME		0- 0		0- 3		3- 1	
2- 5	0- 0	0- 0		AWAY		0- 0		0- 3		2- 2	
1- 1	0- 0	0- 0		NEUTRAL		0- 0		0- 1		1- 0	
RPI S	Opponent	Score	RPI S	Opponent	Score	RPI S	Opponent	Score	RPI S	Opponent	Score
29 A	Penn St.	0 3	56 N	George Mason	0 3	101 A	Radford	0 3	101 H	Radford	0 3
35 N	Rutgers	0 3	87 H	Memphis	0 3	101 N	Radford	0 3	104 A	Liberty	0 3
						104 H	Liberty	0 3	104 H	Liberty	0 3
						117 A	Western Caro.	0 3	132 A	Winthrop	0 3
						132 H	Winthrop	0 3	132 H	Winthrop	0 3
						144 H	Morehead St.	0 3	144 H	Morehead St.	0 3
						194 A	Wofford	0 3	194 A	Wofford	0 3
						202 A	Coastal Caro.	3 1	202 A	Coastal Caro.	3 1
						202 H	Coastal Caro.	2 3	202 H	Coastal Caro.	2 3
						229 A	Samford	1 3	229 A	Samford	1 3
						231 A	Charleston So.	0 3	231 A	Charleston So.	0 3
						231 H	Charleston So.	3 1	231 H	Charleston So.	3 1
						231 N	Charleston So.	3 0	231 N	Charleston So.	3 0
						254 A	Birmingham-So.	2 3	254 A	Birmingham-So.	2 3
						254 H	Birmingham-So.	3 0	254 H	Birmingham-So.	3 0
						264 H	South Ala.	2 3	264 H	South Ala.	2 3
						281 A	High Point	3 0	281 A	High Point	3 0
						281 H	High Point	3 2	281 H	High Point	3 2
						289 A	Elon	2 3	289 A	Elon	2 3
						289 H	Elon	3 2	289 H	Elon	3 2
LAST 10 GAMES			LAST 10 GAMES			LAST 10 GAMES			LAST 10 GAMES		
101 N	Radford	0 3	101 A	Radford	0 3	101 A	Radford	0 3	101 A	Radford	0 3
231 N	Charleston So.	3 0	254 A	Birmingham-So.	2 3	254 A	Birmingham-So.	2 3	254 A	Birmingham-So.	2 3
132 A	Winthrop	0 3	229 A	Samford	1 3	229 A	Samford	1 3	229 A	Samford	1 3
231 A	Charleston So.	0 3	202 H	Coastal Caro.	2 3	202 H	Coastal Caro.	2 3	202 H	Coastal Caro.	2 3
104 A	Liberty	0 3	117 A	Western Caro.	0 3	117 A	Western Caro.	0 3	117 A	Western Caro.	0 3

Non-Div. I Games: Gardner-Webb 1 3

UNC Asheville

Average RPI Win: 185		WON-LOST	WINNING	LAST 10	STRENGTH OF		OPP. STRENGTH	TEAM	ADJ	CONF.	ADJ CONF.
Average RPI Loss: 161		RECORD	PCT. RANK	GAMES	SCHEDULE		OF SCHEDULE	RPI	RPI	RPI	RPI
DIV. I ONLY		8- 21	.27586	251	1- 9		152	203	231	.40368	245
DIV. I NON-CONF.		5- 8	.38462	217	1- 3		151	266	216	.44004	220
TOTALS		RPI 1-25	RPI 26-50		W-L RECORDS		RPI 51-100		RPI 101-150		RPI 150+
8- 21	0- 0	0- 0		OVERALL		1- 5		1- 4		6- 12	
2- 7	0- 0	0- 0		HOME		1- 1		0- 2		1- 4	
2- 12	0- 0	0- 0		AWAY		0- 4		1- 1		1- 7	
4- 2	0- 0	0- 0		NEUTRAL		0- 0		0- 1		4- 1	
5- 8	0- 0	0- 0		NON-CONFERENCE		0- 2		1- 2		4- 4	
0- 1	0- 0	0- 0		HOME		0- 0		0- 0		0- 1	
1- 5	0- 0	0- 0		AWAY		0- 2		1- 1		0- 2	
4- 2	0- 0	0- 0		NEUTRAL		0- 0		0- 1		4- 1	
3- 13	0- 0	0- 0		CONFERENCE		1- 3		0- 2		2- 8	
2- 6	0- 0	0- 0		HOME		1- 1		0- 2		1- 3	
1- 7	0- 0	0- 0		AWAY		0- 2		0- 0		1- 5	
0- 0	0- 0	0- 0		NEUTRAL		0- 0		0- 0		0- 0	
RPI S	Opponent	Score	RPI S	Opponent	Score	RPI S	Opponent	Score	RPI S	Opponent	Score
						68 A	Alabama	0 3	128 A	Tenn.-Martin	0 3
						75 A	Florida Int'l	1 3	128 N	Tenn.-Martin	1 3
						75 H	Florida Int'l	3 2	139 H	New Mexico St.	0 3
						90 A	Western Ky.	0 3	139 H	New Mexico St.	0 3
						90 H	Western Ky.	2 3	149 A	Texas-Arlington	3 2
						92 A	Miami (Fla.)	1 3	151 A	Southeast Mo. St.	0 3
									166 N	Oregon	1 3
									167 A	Ark.-Little Rock	1 3
									167 H	Ark.-Little Rock	3 0
									184 A	La.-Lafayette	2 3
									186 A	Denver	0 3
									186 H	Denver	0 3
									204 A	North Texas	3 2
									207 N	N.C. A&T	3 0
									209 A	Mississippi	2 3
									209 H	Mississippi	1 3
									216 A	New Orleans	0 3
									217 N	Southern Miss.	3 0
									229 N	Samford	3 0
									229 N	Samford	3 1
									248 A	Middle Tenn.	1 3
									248 H	Middle Tenn.	2 3
									264 H	South Ala.	1 3
LAST 10 GAMES											
68 A	Alabama	0 3	75 A	Florida Int'l	1 3	92 A	Miami (Fla.)	1 3			
229 N	Samford	3 0	248 H	Middle Tenn.	2 3	90 H	Western Ky.	2 3			
186 A	Denver	0 3	128 A	Tenn.-Martin	0 3						
216 A	New Orleans	0 3									
167 A	Ark.-Little Rock	1 3									

Non-Div. I Games:

Arkansas St.

Average RPI Win: 266		WON-LOST	WINNING	LAST 10	STRENGTH OF		OPP. STRENGTH	TEAM	ADJ	CONF.	ADJ CONF.
Average RPI Loss: 172		RECORD	PCT. RANK	GAMES	SCHEDULE		OF SCHEDULE	RPI	RPI	RPI	RPI
DIV. I ONLY		11- 20	.35484	220	1- 9		216	277	244	.40363	246
DIV. I NON-CONF.		7- 13	.35	229	0- 3		189	300	246	.39475	257
TOTALS		RPI 1-25	RPI 26-50		W-L RECORDS		RPI 51-100		RPI 101-150		RPI 150+
11- 20	0- 0	0- 0		OVERALL		0- 4		0- 7		11- 9	
5- 7	0- 0	0- 0		HOME		0- 2		0- 2		5- 3	
4- 8	0- 0	0- 0		AWAY		0- 2		0- 3		4- 3	
2- 5	0- 0	0- 0		NEUTRAL		0- 0		0- 2		2- 3	
7- 13	0- 0	0- 0		NON-CONFERENCE		0- 2		0- 3		7- 8	
2- 4	0- 0	0- 0		HOME		0- 1		0- 0		2- 3	
3- 4	0- 0	0- 0		AWAY		0- 1		0- 1		3- 2	
2- 5	0- 0	0- 0		NEUTRAL		0- 0		0- 2		2- 3	
4- 7	0- 0	0- 0		CONFERENCE		0- 2		0- 4		4- 1	
3- 3	0- 0	0- 0		HOME		0- 1		0- 2		3- 0	
1- 4	0- 0	0- 0		AWAY		0- 1		0- 2		1- 1	
0- 0	0- 0	0- 0		NEUTRAL		0- 0		0- 0		0- 0	
RPI S	Opponent	Score	RPI S	Opponent	Score	RPI S	Opponent	Score	RPI S	Opponent	Score
						83 A	Northeastern	1 3	102 N	Columbia	0 3
						83 H	Northeastern	1 3	107 A	Cornell	0 3
						91 A	Towson	1 3	122 A	New Hampshire	0 3
						91 H	Towson	0 3	122 H	New Hampshire	1 3
									126 N	St. John's (N.Y.)	1 3
									127 A	Maine	0 3
									127 H	Maine	2 3
									208 H	Siena	2 3
									223 A	Central Conn. St.	3 1
									233 N	Fairleigh Dickinson	2 3
									234 A	Hartford	3 0
									234 H	Hartford	3 1
									251 H	Holy Cross	1 3
									252 A	Drexel	3 0
									252 H	Drexel	1 3
									255 N	Manhattan	2 3
									256 A	Buffalo	1 3
									258 A	Iona	2 3
									263 A	Niagara	3 1
									269 A	Albany (N.Y.)	1 3
									269 H	Albany (N.Y.)	3 0
									276 H	Binghamton	3 1
									279 N	Rider	1 3
									280 H	Quinnipiac	3 1
									294 N	Canisius	3 0
									296 H	Long Island	3 2
									308 N	St. Francis (Pa.)	3 2
			LAST 10 GAMES								
			252 H	Drexel	1 3	269 A	Albany (N.Y.)	1 3			
			91 H	Towson	0 3	234 A	Hartford	3 0			
			127 A	Maine	0 3	122 H	New Hampshire	1 3			
			122 A	New Hampshire	0 3	127 H	Maine	2 3			
			83 A	Northeastern	1 3	258 A	Iona	2 3			

Non-Div. I Games:

Stony Brook

Average RPI Win: 271		WON-LOST	WINNING	LAST 10	STRENGTH OF		OPP. STRENGTH	TEAM	ADJ	CONF.	ADJ CONF.				
Average RPI Loss: 139		RECORD	PCT. RANK	GAMES	SCHEDULE		OF SCHEDULE	RPI	RPI	RPI	RPI				
DIV. I ONLY		11- 18	.37931	208	1- 9		246	222	240	.40269	247	18	18		
DIV. I NON-CONF.		10- 7	.58824	122	0- 2		247	105	184	.46637	205	14	16		
<hr/>															
TOTALS		RPI 1-25		RPI 26-50		W-L RECORDS		RPI 51-100		RPI 101-150		RPI 150+			
11- 18		0- 0		0- 2		OVERALL		0- 5		0- 1		11- 10			
1- 9		0- 0		0- 1		HOME		0- 2		0- 0		1- 6			
4- 8		0- 0		0- 1		AWAY		0- 2		0- 1		4- 4			
6- 1		0- 0		0- 0		NEUTRAL		0- 1		0- 0		6- 0			
10- 7		0- 0		0- 0		NON-CONFERENCE		0- 1		0- 1		10- 5			
1- 3		0- 0		0- 0		HOME		0- 0		0- 0		1- 3			
3- 3		0- 0		0- 0		AWAY		0- 0		0- 1		3- 2			
6- 1		0- 0		0- 0		NEUTRAL		0- 1		0- 0		6- 0			
1- 11		0- 0		0- 2		CONFERENCE		0- 4		0- 0		1- 5			
0- 6		0- 0		0- 1		HOME		0- 2		0- 0		0- 3			
1- 5		0- 0		0- 1		AWAY		0- 2		0- 0		1- 2			
0- 0		0- 0		0- 0		NEUTRAL		0- 0		0- 0		0- 0			
RPI S	Opponent	Score		RPI S	Opponent	Score		RPI S	Opponent	Score		RPI S	Opponent	Score	
				45 A	William & Mary	0 3		56 A	George Mason	0 3		134 A	Clemson	0 3	
				45 H	William & Mary	1 3		56 H	George Mason	1 3		159 A	James Madison	0 3	
								62 N	Wright St.	0 3		159 H	James Madison	0 3	
								97 A	Hofstra	0 3		171 A	Delaware	1 3	
								97 H	Hofstra	1 3		171 H	Delaware	1 3	
												178 A	Campbell	0 3	
												178 H	Campbell	3 2	
												185 H	East Caro.	0 3	
												202 H	Coastal Caro.	0 3	
												207 H	N.C. A&T	2 3	
												231 A	Charleston So.	2 3	
												250 A	Va. Commonwealth	3 2	
												250 H	Va. Commonwealth	0 3	
												265 N	Appalachian St.	3 0	
												278 N	Hampton	3 0	
												278 N	Hampton	3 1	
												281 A	High Point	3 0	
												283 A	South Carolina St.	3 0	
												283 N	South Carolina St.	3 0	
												289 A	Elon	3 0	
												290 N	Howard	3 0	
												306 N	Morris Brown	3 0	
				LAST 10 GAMES											
				250 H	Va. Commonwealth	0 3		171 H	Delaware	1 3					
				45 H	William & Mary	1 3		97 H	Hofstra	1 3					
				185 H	East Caro.	0 3		178 A	Campbell	0 3					
				159 A	James Madison	0 3		45 A	William & Mary	0 3					
				56 A	George Mason	0 3		250 A	Va. Commonwealth	3 2					

Non-Div. I Games:

UNC Wilmington

Average RPI Win: 249		WON-LOST RECORD		WINNING PCT. RANK		LAST 10 GAMES		STRENGTH OF SCHEDULE		OPP. STRENGTH OF SCHEDULE		TEAM RPI		ADJ RPI		CONF. RPI		ADJ CONF. RPI	
Average RPI Loss: 134																			
DIV. I ONLY		10- 23		.30303 238		3- 7		204		194		234		.40224 248		20		20	
DIV. I NON-CONF.		6- 12		.33333 230		2- 3		195		238		238		.41253 238		19		19	
TOTALS		RPI 1-25		RPI 26-50		W-L RECORDS		RPI 51-100		RPI 101-150		RPI 150+							
10- 23		0- 0		0- 0		OVERALL		0- 9		0- 3		10- 11							
4- 6		0- 0		0- 0		HOME		0- 4		0- 0		4- 2							
1- 12		0- 0		0- 0		AWAY		0- 5		0- 1		1- 6							
5- 5		0- 0		0- 0		NEUTRAL		0- 0		0- 2		5- 3							
6- 12		0- 0		0- 0		NON-CONFERENCE		0- 5		0- 2		6- 5							
1- 2		0- 0		0- 0		HOME		0- 2		0- 0		1- 0							
0- 6		0- 0		0- 0		AWAY		0- 3		0- 0		0- 3							
5- 4		0- 0		0- 0		NEUTRAL		0- 0		0- 2		5- 2							
4- 11		0- 0		0- 0		CONFERENCE		0- 4		0- 1		4- 6							
3- 4		0- 0		0- 0		HOME		0- 2		0- 0		3- 2							
1- 6		0- 0		0- 0		AWAY		0- 2		0- 1		1- 3							
0- 1		0- 0		0- 0		NEUTRAL		0- 0		0- 0		0- 1							
RPI	S	Opponent	Score	RPI	S	Opponent	Score	RPI	S	Opponent	Score	RPI	S	Opponent	Score				
								61	H	Arkansas	0 3	112	N	Wake Forest	0 3				
								64	A	Southwest Mo. St.	0 3	135	N	Kansas	0 3				
								72	H	Tennessee	1 3	139	A	New Mexico St.	0 3				
								73	A	Bradley	0 3	154	A	Chattanooga	2 3				
								75	A	Florida Int'l	2 3	165	A	Charlotte	1 3				
								75	H	Florida Int'l	1 3	167	A	Ark.-Little Rock	1 3				
								90	A	Western Ky.	0 3	167	H	Ark.-Little Rock	2 3				
								90	H	Western Ky.	0 3	172	A	UAB	1 3				
								92	A	Miami (Fla.)	0 3	179	N	Austin Peay	1 3				
												184	H	La.-Lafayette	3 1				
												186	A	Denver	0 3				
												187	N	Wichita St.	2 3				
												204	A	North Texas	0 3				
												216	H	New Orleans	2 3				
												216	N	New Orleans	1 3				
												229	N	Samford	3 2				
												241	N	Oklahoma	3 1				
												245	A	Arkansas St.	3 2				
												245	H	Arkansas St.	3 1				
												249	N	Providence	3 0				
												250	N	Va. Commonwealth	3 0				
												264	H	South Ala.	3 1				
												277	H	Belmont	3 0				
												301	N	Western Ill.	3 0				
				LAST 10 GAMES															
				112	N	Wake Forest	0 3	187	N	Wichita St.	2 3								
				229	N	Samford	3 2	241	N	Oklahoma	3 1								
				216	N	New Orleans	1 3	204	A	North Texas	0 3								
				75	H	Florida Int'l	1 3	90	A	Western Ky.	0 3								
				64	A	Southwest Mo. St.	0 3	245	A	Arkansas St.	3 2								

Non-Div. I Games:

Middle Tenn.

Average RPI Win:	253	WON-LOST	WINNING	LAST 10	STRENGTH OF	OPP. STRENGTH	TEAM	ADJ	CONF.	ADJ CONF.	
Average RPI Loss:	135	RECORD	PCT. RANK	GAMES	SCHEDULE	OF SCHEDULE	RPI	RPI	RPI	RPI	
DIV. I ONLY	6- 20	.23077	265	4- 6	175	185	251	.40097	249	13	13
DIV. I NON-CONF.	6- 8	.42857	199	4- 1	192	253	218	.43874	221	13	13
<hr/>											
TOTALS	RPI 1-25	RPI 26-50		W-L RECORDS		RPI 51-100		RPI 101-150		RPI 150+	
6- 20	0- 1	0- 3		OVERALL		0- 1		0- 7		6- 8	
1- 7	0- 1	0- 1		HOME		0- 1		0- 1		1- 3	
4- 9	0- 0	0- 2		AWAY		0- 0		0- 4		4- 3	
1- 4	0- 0	0- 0		NEUTRAL		0- 0		0- 2		1- 2	
<hr/>											
6- 8	0- 0	0- 0		NON-CONFERENCE		0- 1		0- 3		6- 4	
1- 1	0- 0	0- 0		HOME		0- 1		0- 0		1- 0	
4- 3	0- 0	0- 0		AWAY		0- 0		0- 1		4- 2	
1- 4	0- 0	0- 0		NEUTRAL		0- 0		0- 2		1- 2	
<hr/>											
0- 12	0- 1	0- 3		CONFERENCE		0- 0		0- 4		0- 4	
0- 6	0- 1	0- 1		HOME		0- 0		0- 1		0- 3	
0- 6	0- 0	0- 2		AWAY		0- 0		0- 3		0- 1	
0- 0	0- 0	0- 0		NEUTRAL		0- 0		0- 0		0- 0	
<hr/>											
RPI S	Opponent	Score	RPI S	Opponent	Score	RPI S	Opponent	Score	RPI S	Opponent	Score
21 H	Notre Dame	0 3	35 H	Rutgers	0 3	83 H	Northeastern	0 3	114 A	Massachusetts	0 3
			40 A	Georgetown	0 3				125 N	Maryland	0 3
			47 A	Connecticut	0 3				126 A	St. John's (N.Y.)	0 3
									130 H	Pittsburgh	0 3
									131 A	Seton Hall	0 3
									135 N	Kansas	0 3
									137 A	Boston College	0 3
									165 A	Charlotte	2 3
									170 A	Virginia Tech	0 3
									177 H	Syracuse	1 3
									182 H	Villanova	1 3
									210 H	West Virginia	0 3
									213 N	Tex. A&M-Corp. Chris	1 3
									215 A	Southwest Tex. St.	0 3
									223 A	Central Conn. St.	3 1
									248 N	Middle Tenn.	0 3
									250 N	Va. Commonwealth	3 2
									251 A	Holy Cross	3 2
									255 A	Manhattan	3 2
									258 A	Iona	3 1
									280 H	Quinnipiac	3 0
<hr/>											
LAST 10 GAMES											
			47 A	Connecticut	0 3	255 A	Manhattan	3 2			
			137 A	Boston College	0 3	258 A	Iona	3 1			
			21 H	Notre Dame	0 3	280 H	Quinnipiac	3 0			
			177 H	Syracuse	1 3	251 A	Holy Cross	3 2			
			114 A	Massachusetts	0 3	170 A	Virginia Tech	0 3			

Non-Div. I Games:

Providence

Average RPI Win:	249	WON-LOST	WINNING	LAST 10	STRENGTH OF	OPP. STRENGTH	TEAM	ADJ	CONF.	ADJ CONF.	
Average RPI Loss:	152	RECORD	PCT. RANK	GAMES	SCHEDULE	OF SCHEDULE	RPI	RPI	RPI	RPI	
DIV. I ONLY	8- 18	.30769	235	2- 8	209	232	246	.40044	250	18	18
DIV. I NON-CONF.	7- 6	.53846	142	1- 0	240	27	152	.48298	171	14	16
<hr/>											
TOTALS	RPI 1-25	RPI 26-50		W-L RECORDS	RPI 51-100		RPI 101-150		RPI 150+		
8- 18	0- 0	0- 2		OVERALL	0- 5		0- 1		8- 10		
1- 9	0- 0	0- 1		HOME	0- 2		0- 0		1- 6		
5- 5	0- 0	0- 1		AWAY	0- 2		0- 0		5- 2		
2- 4	0- 0	0- 0		NEUTRAL	0- 1		0- 1		2- 2		
<hr/>											
7- 6	0- 0	0- 0		NON-CONFERENCE	0- 0		0- 1		7- 5		
1- 3	0- 0	0- 0		HOME	0- 0		0- 0		1- 3		
4- 0	0- 0	0- 0		AWAY	0- 0		0- 0		4- 0		
2- 3	0- 0	0- 0		NEUTRAL	0- 0		0- 1		2- 2		
<hr/>											
1- 12	0- 0	0- 2		CONFERENCE	0- 5		0- 0		1- 5		
0- 6	0- 0	0- 1		HOME	0- 2		0- 0		0- 3		
1- 5	0- 0	0- 1		AWAY	0- 2		0- 0		1- 2		
0- 1	0- 0	0- 0		NEUTRAL	0- 1		0- 0		0- 0		
<hr/>											
RPI	S	Opponent	Score	RPI	S	Opponent	Score	RPI	S	Opponent	Score
				45	A	William & Mary	0 3	56	A	George Mason	0 3
				45	H	William & Mary	0 3	56	H	George Mason	0 3
								91	N	Towson	0 3
								97	A	Hofstra	0 3
								97	H	Hofstra	2 3

Non-Div. I Games:

Va. Commonwealth

Holy Cross

Through Games Of 2001 Final

Average RPI Win:	275	WON-LOST RECORD	WINNING PCT. RANK	LAST 10 GAMES	STRENGTH OF SCHEDULE	OPP. STRENGTH OF SCHEDULE	TEAM RPI	ADJ RPI	CONF. RPI	ADJ CONF. RPI	
DIV. I ONLY	11- 14	.44	177	2- 8	269	269	241	.39824	251	25	26
DIV. I NON-CONF.	8- 3	.72727	60	0- 1	266	153	150	.4924	153	22	22
<hr/>											
TOTALS	RPI 1-25	RPI 26-50		W-L RECORDS		RPI 51-100		RPI 101-150		RPI 150+	
11- 14	0- 0	0- 2		OVERALL		0- 1		0- 0		11- 11	
6- 7	0- 0	0- 1		HOME		0- 0		0- 0		6- 6	
4- 6	0- 0	0- 1		AWAY		0- 1		0- 0		4- 4	
1- 1	0- 0	0- 0		NEUTRAL		0- 0		0- 0		1- 1	
<hr/>											
8- 3	0- 0	0- 0		NON-CONFERENCE		0- 1		0- 0		8- 2	
5- 1	0- 0	0- 0		HOME		0- 0		0- 0		5- 1	
2- 1	0- 0	0- 0		AWAY		0- 1		0- 0		2- 0	
1- 1	0- 0	0- 0		NEUTRAL		0- 0		0- 0		1- 1	
<hr/>											
3- 11	0- 0	0- 2		CONFERENCE		0- 0		0- 0		3- 9	
1- 6	0- 0	0- 1		HOME		0- 0		0- 0		1- 5	
2- 5	0- 0	0- 1		AWAY		0- 0		0- 0		2- 4	
0- 0	0- 0	0- 0		NEUTRAL		0- 0		0- 0		0- 0	
<hr/>											
RPI	S	Opponent	Score	RPI	S	Opponent	Score	RPI	S	Opponent	Score
				43	A	American	0 3				
				43	H	American	0 3				
								161	A	Army	0 3
								161	H	Army	1 3
								169	A	Lehigh	0 3
								169	H	Lehigh	0 3
								208	N	Siena	0 3
								223	H	Central Conn. St.	3 2
								224	A	Bucknell	3 2
								224	H	Bucknell	1 3
								239	A	Navy	0 3
								239	H	Navy	2 3
								246	A	Stony Brook	3 1
								249	H	Providence	2 3
								257	A	Colgate	1 3
								257	H	Colgate	2 3
								258	H	Iona	3 1
								280	N	Quinnipiac	3 1
								295	A	Sacred Heart	3 2
								295	H	Sacred Heart	3 0
								296	H	Long Island	3 1
								300	H	Marist	3 1
								304	A	Lafayette	3 0
								304	H	Lafayette	3 1
				LAST 10 GAMES							
				161	H	Army	1 3	239	A	Navy	0 3
				257	H	Colgate	2 3	43	A	American	0 3
				224	H	Bucknell	1 3	161	A	Army	0 3
				304	H	Lafayette	3 1	83	A	Northeastern	0 3
				169	H	Lehigh	0 3	224	A	Bucknell	3 2





































Non-Div. I Games:

Holy Cross

[illegible]

Non-Div. I Games:

Drexel

Average RPI Win: 243		WON-LOST	WINNING	LAST 10	STRENGTH OF		OPP. STRENGTH	TEAM	ADJ	CONF.	ADJ CONF.
Average RPI Loss: 97		RECORD	PCT. RANK	GAMES	SCHEDULE		OF SCHEDULE	RPI	RPI	RPI	RPI
DIV. I ONLY		1- 25	.03846 307	0- 10	82		79	262	.39696 253	10	10
DIV. I NON-CONF.		0- 12	0 297	0- 3	123		56	263	.38838 260	6	6
TOTALS		RPI 1-25	RPI 26-50		W-L RECORDS		RPI 51-100		RPI 101-150		RPI 150+
1- 25	0- 3	0- 3		OVERALL		0- 8		0- 5		1- 6	
1- 7	0- 1	0- 1		HOME		0- 3		0- 1		1- 1	
0- 11	0- 1	0- 2		AWAY		0- 3		0- 2		0- 3	
0- 7	0- 1	0- 0		NEUTRAL		0- 2		0- 2		0- 2	
0- 12	0- 1	0- 1		NON-CONFERENCE		0- 3		0- 3		0- 4	
0- 1	0- 0	0- 0		HOME		0- 0		0- 0		0- 1	
0- 5	0- 0	0- 1		AWAY		0- 1		0- 1		0- 2	
0- 6	0- 1	0- 0		NEUTRAL		0- 2		0- 2		0- 1	
1- 13	0- 2	0- 2		CONFERENCE		0- 5		0- 2		1- 2	
1- 6	0- 1	0- 1		HOME		0- 3		0- 1		1- 0	
0- 6	0- 1	0- 1		AWAY		0- 2		0- 1		0- 1	
0- 1	0- 0	0- 0		NEUTRAL		0- 0		0- 0		0- 1	
RPI S	Opponent	Score	RPI S	Opponent	Score	RPI S	Opponent	Score	RPI S	Opponent	Score
9 A	Hawaii	0 	34 A	Washington St.	0 	55 A	Nevada	0 	124 A	UTEP	1 
9 H	Hawaii	0 	37 A	San Jose St.	0 	55 H	Nevada	1 	132 H	Southern Methodist	0 
16 N	Pacific (Cal.)	0 	37 H	San Jose St.	0 	57 N	Eastern Wash.	0 	139 N	New Mexico St.	1 
						59 A	Utah St.	0 	141 N	Cal St. Northridge	0 
						71 A	Fresno St.	0 	148 A	Weber St.	0 
						71 H	Fresno St.	0 	160 H	Idaho	0 
						73 N	Bradley	0 	166 A	Oregon	1 
						74 H	Rice	0 	181 N	Gonzaga	1 
									190 A	Idaho St.	0 
									192 A	Tulsa	1 
									192 N	Tulsa	2 
									243 H	Louisiana Tech	3 0
LAST 10 GAMES											
59 A	Utah St.	0 	9 H	Hawaii	0 	71 H	Fresno St.	0 			
190 A	Idaho St.	0 	9 A	Hawaii	0 	55 A	Nevada	0 			
192 N	Tulsa	2 	55 A	Nevada	0 	160 H	Idaho	0 			
37 H	San Jose St.	0 									
55 H	Nevada	1 									

Non-Div. I Games:

Boise St.

Average RPI Win:	253	WON-LOST	WINNING	LAST 10		STRENGTH OF	OPP. STRENGTH	TEAM		ADJ	CONF.	ADJ CONF.
Average RPI Loss:	185	RECORD	PCT. RANK	GAMES		SCHEDULE	OF SCHEDULE	RPI		RPI	RPI	RPI
DIV. I ONLY		12- 16	.42857 183	5- 5		279	248	252		.39482 254	32	32
DIV. I NON-CONF.		11- 16	.40741 210	5- 5		238	311	286		.32997 289	30	31
<hr/>												
TOTALS	RPI 1-25		RPI 26-50		W-L RECORDS		RPI 51-100			RPI 101-150		RPI 150+
12- 16	0- 0		0- 0		OVERALL		0- 0			1- 6		11- 10
8- 7	0- 0		0- 0		HOME		0- 0			1- 2		7- 5
4- 7	0- 0		0- 0		AWAY		0- 0			0- 3		4- 4
0- 2	0- 0		0- 0		NEUTRAL		0- 0			0- 1		0- 1
11- 16	0- 0		0- 0		NON-CONFERENCE		0- 0			1- 6		10- 10
7- 7	0- 0		0- 0		HOME		0- 0			1- 2		6- 5
4- 7	0- 0		0- 0		AWAY		0- 0			0- 3		4- 4
0- 2	0- 0		0- 0		NEUTRAL		0- 0			0- 1		0- 1
1- 0	0- 0		0- 0		CONFERENCE		0- 0			0- 0		1- 0
1- 0	0- 0		0- 0		HOME		0- 0			0- 0		1- 0
0- 0	0- 0		0- 0		AWAY		0- 0			0- 0		0- 0
0- 0	0- 0		0- 0		NEUTRAL		0- 0			0- 0		0- 0
<hr/>												
RPI S	Opponent	Score	RPI S	Opponent	Score	RPI S	Opponent	Score	RPI S	Opponent	Score	
									101 A	Radford	0	3
									101 H	Radford	0	3
									104 A	Liberty	0	3
									104 H	Liberty	3	1
									129 N	Georgia St.	0	3
									132 A	Winthrop	0	3
									132 H	Winthrop	2	3
									154 H	Chattanooga	1	3
									202 A	Coastal Caro.	0	3
									202 H	Coastal Caro.	2	3
									211 H	Troy St.	0	3
									227 A	Mercer	3	2
									227 H	Mercer	1	3
									229 H	Samford	2	3
									231 A	Charleston So.	3	1
									231 H	Charleston So.	3	1
									238 A	Tennessee Tech	0	3
									244 A	UNC Asheville	0	3
									244 H	UNC Asheville	3	2
									270 A	Jacksonville St.	2	3
									270 H	Jacksonville St.	3	2
					LAST 10 GAMES				277 N	Belmont	1	3
					289 A	Elon	3	2	281 A	High Point	3	1
					281 A	High Point	3	1	132 H	Winthrop	2	3
					270 A	Jacksonville St.	2	3	101 A	Radford	0	3
					231 H	Charleston So.	3	1	104 A	Liberty	0	3
					202 H	Coastal Caro.	2	3	289 A	Elon	3	2
									227 A	Mercer	3	2
									289 H	Elon	3	0

Non-Div. I Games:

Birmingham-So.

Birmingham-So.

Average RPI Win: 262		WON-LOST	WINNING	LAST 10	STRENGTH OF		OPP. STRENGTH	TEAM	ADJ	CONF.	ADJ CONF.
Average RPI Loss: 161		RECORD	PCT. RANK	GAMES	SCHEDULE		OF SCHEDULE	RPI	RPI	RPI	RPI
DIV. I ONLY		12- 17	.41379	192	5- 5		275	246	254	.39368	255
DIV. I NON-CONF.		6- 13	.31579	245	0- 2		265	219	272	.3611	274
TOTALS		RPI 1-25	RPI 26-50		W-L RECORDS		RPI 51-100		RPI 101-150		RPI 150+
12- 17	0- 0	0- 1		OVERALL		0- 4		1- 2		11- 10	
3- 5	0- 0	0- 0		HOME		0- 1		0- 2		3- 2	
4- 8	0- 0	0- 1		AWAY		0- 1		1- 0		3- 6	
5- 4	0- 0	0- 0		NEUTRAL		0- 2		0- 0		5- 2	
6- 13	0- 0	0- 1		NON-CONFERENCE		0- 1		1- 2		5- 9	
0- 4	0- 0	0- 0		HOME		0- 0		0- 2		0- 2	
1- 6	0- 0	0- 1		AWAY		0- 0		1- 0		0- 5	
5- 3	0- 0	0- 0		NEUTRAL		0- 1		0- 0		5- 2	
6- 4	0- 0	0- 0		CONFERENCE		0- 3		0- 0		6- 1	
3- 1	0- 0	0- 0		HOME		0- 1		0- 0		3- 0	
3- 2	0- 0	0- 0		AWAY		0- 1		0- 0		3- 1	
0- 1	0- 0	0- 0		NEUTRAL		0- 1		0- 0		0- 0	
RPI S	Opponent	Score	RPI S	Opponent	Score	RPI S	Opponent	Score	RPI S	Opponent	Score
			47 A	Connecticut	0 3	64 N	Southwest Mo. St.	2 3	107 A	Cornell	3 2
						77 A	St. Peter's	0 3	126 H	St. John's (N.Y.)	1 3
						77 N	St. Peter's	1 3	131 H	Seton Hall	2 3
						79 H	Fairfield	0 3	175 H	Yale	1 3
									191 N	Iowa	0 3
									193 A	Cal St. Fullerton	0 3
									195 N	UC Riverside	0 3
									203 A	Fordham	2 3
									206 A	UC Irvine	0 3
									208 A	Siena	2 3
									233 A	Fairleigh Dickinson	0 3
									233 N	Fairleigh Dickinson	3 1
									246 N	Stony Brook	3 2
									249 H	Providence	2 3
									258 H	Iona	3 0
									261 A	Loyola (Md.)	3 1
									263 H	Niagara	3 1
									279 A	Rider	3 2
									280 A	Quinnipiac	2 3
									290 N	Howard	3 0
									294 H	Canisius	3 0
									300 A	Marist	3 1
									307 N	Vermont	3 0
									308 N	St. Francis (Pa.)	3 0
LAST 10 GAMES			77 N	St. Peter's	1 3	294 H	Canisius	3 0			
			175 H	Yale	1 3	279 A	Rider	3 2			
			300 A	Marist	3 1	261 A	Loyola (Md.)	3 1			
			208 A	Siena	2 3	77 A	St. Peter's	0 3			
			263 H	Niagara	3 1	47 A	Connecticut	0 3			

Non-Div. I Games:

Manhattan

Average RPI Win: 267		WON-LOST RECORD	WINNING PCT. RANK		LAST 10 GAMES	STRENGTH OF SCHEDULE	OPP. STRENGTH OF SCHEDULE	TEAM RPI	ADJ RPI	CONF. RPI	ADJ CONF. RPI			
Average RPI Loss: 124														
DIV. I ONLY		5- 23	.17857	286	1- 9	169	178	263	.3924	256	14	15		
DIV. I NON-CONF.		5- 5	.5	149	1- 0	196	277	208	.45686	208	15	14		
<hr/>														
TOTALS		RPI 1-25		RPI 26-50		W-L RECORDS		RPI 51-100		RPI 101-150		RPI 150+		
5- 23		0- 1		0- 1		OVERALL		0- 5		0- 9		5- 7		
4- 10		0- 0		0- 1		HOME		0- 3		0- 4		4- 2		
1- 11		0- 1		0- 0		AWAY		0- 2		0- 4		1- 4		
0- 2		0- 0		0- 0		NEUTRAL		0- 0		0- 1		0- 1		
5- 5		0- 0		0- 0		NON-CONFERENCE		0- 0		0- 3		5- 2		
4- 1		0- 0		0- 0		HOME		0- 0		0- 1		4- 0		
1- 2		0- 0		0- 0		AWAY		0- 0		0- 1		1- 1		
0- 2		0- 0		0- 0		NEUTRAL		0- 0		0- 1		0- 1		
0- 18		0- 1		0- 1		CONFERENCE		0- 5		0- 6		0- 5		
0- 9		0- 0		0- 1		HOME		0- 3		0- 3		0- 2		
0- 9		0- 1		0- 0		AWAY		0- 2		0- 3		0- 3		
0- 0		0- 0		0- 0		NEUTRAL		0- 0		0- 0		0- 0		
RPI	S	Opponent		Score	RPI	S	Opponent		Score	RPI	S	Opponent		Score
22	A	Northern Ill.		0 3	42	H	Ball St.		0 3	80	A	Bowling Green		0 3
										80	H	Bowling Green		2 3
										95	H	Western Mich.		1 3
										98	A	Miami (Ohio)		0 3
										98	H	Miami (Ohio)		1 3
										103	A	Akron		0 3
										103	H	Akron		1 3
										106	A	Toledo		0 3
										111	H	Eastern Mich.		0 3
										114	A	Massachusetts		1 3
										115	A	Kent St.		1 3
										115	H	Kent St.		2 3
										122	N	New Hampshire		2 3
										126	H	St. John's (N.Y.)		0 3
										152	A	Ohio		1 3
										152	H	Ohio		1 3
										177	A	Syracuse		1 3
										196	N	Dartmouth		1 3
										205	A	Marshall		1 3
										205	H	Marshall		2 3
										230	A	Central Mich.		0 3
										246	H	Stony Brook		3 1
										257	H	Colgate		3 0
										263	A	Niagara		3 2
										276	H	Binghamton		3 1
										294	H	Canisius		3 0
LAST 10 GAMES														
152	H	Ohio		1 3	111	H	Eastern Mich.		0 3					
98	A	Miami (Ohio)		0 3	230	A	Central Mich.		0 3					
103	H	Akron		1 3	80	A	Bowling Green		0 3					
115	H	Kent St.		2 3	276	H	Binghamton		3 1					
205	H	Marshall		2 3	103	A	Akron		0 3					

Non-Div. I Games:

Buffalo

[illegible]

Non-Div. I Games:

Colgate

Average RPI Win:	288	WON-LOST	WINNING	LAST 10	STRENGTH OF	OPP. STRENGTH	TEAM	ADJ	CONF.	ADJ CONF.					
Average RPI Loss:	183	RECORD	PCT. RANK	GAMES	SCHEDULE	OF SCHEDULE	RPI	RPI	RPI	RPI					
DIV. I ONLY	14- 13	.51852	148	7- 3	308	273	260	.39165	258	27	27				
DIV. I NON-CONF.	10- 8	.55556	131	3- 0	301	270	255	.39559	256	27	27				
<hr/>															
TOTALS	RPI 1-25	RPI 26-50		W-L RECORDS		RPI 51-100		RPI 101-150		RPI 150+					
14- 13	0- 0	0- 0		OVERALL		0- 4		0- 1		14- 8					
8- 4	0- 0	0- 0		HOME		0- 1		0- 1		8- 2					
3- 8	0- 0	0- 0		AWAY		0- 2		0- 0		3- 6					
3- 1	0- 0	0- 0		NEUTRAL		0- 1		0- 0		3- 0					
<hr/>															
10- 8	0- 0	0- 0		NON-CONFERENCE		0- 2		0- 1		10- 5					
5- 2	0- 0	0- 0		HOME		0- 0		0- 1		5- 1					
2- 5	0- 0	0- 0		AWAY		0- 1		0- 0		2- 4					
3- 1	0- 0	0- 0		NEUTRAL		0- 1		0- 0		3- 0					
<hr/>															
4- 5	0- 0	0- 0		CONFERENCE		0- 2		0- 0		4- 3					
3- 2	0- 0	0- 0		HOME		0- 1		0- 0		3- 1					
1- 3	0- 0	0- 0		AWAY		0- 1		0- 0		1- 2					
0- 0	0- 0	0- 0		NEUTRAL		0- 0		0- 0		0- 0					
<hr/>															
RPI	S	Opponent	Score	RPI	S	Opponent	Score	RPI	S	Opponent	Score				
								63	N	Brown	0 3				
								77	A	St. Peter's	0 3				
								79	H	Fairfield	1 3				
								97	A	Hofstra	0 3				
								120	H	Robert Morris	1 3				
								175	A	Yale	0 3				
								208	H	Siena	2 3				
								246	H	Stony Brook	3 2				
								249	H	Providence	1 3				
								251	A	Holy Cross	1 3				
								255	A	Manhattan	0 3				
								261	H	Loyola (Md.)	3 2				
								263	A	Niagara	2 3				
								269	A	Albany (N.Y.)	2 3				
								275	A	St. Francis (N.Y.)	2 3				
								276	H	Binghamton	3 2				
279	H	Rider	3 1												
284	H	Wagner	3 1												
294	A	Canisius	3 1												
295	H	Sacred Heart	3 1												
295	N	Sacred Heart	3 1												
295	N	Sacred Heart	3 1												
296	A	Long Island	3 2												
296	N	Long Island	3 0												
300	H	Marist	3 0												
								304	A	Lafayette	3 0				
								307	H	Vermont	3 0				
								LAST 10 GAMES				294	A	Canisius	3 1
								307	H	Vermont	3 0	263	A	Niagara	2 3
								295	H	Sacred Heart	3 1	79	H	Fairfield	1 3
								304	A	Lafayette	3 0	261	H	Loyola (Md.)	3 2
300	H	Marist	3 0	279	H	Rider	3 1								
208	H	Siena	2 3												

Non-Div. I Games:

Iona

Average RPI Win: 257		WON-LOST RECORD		WINNING PCT. RANK		LAST 10 GAMES		STRENGTH OF SCHEDULE		OPP. STRENGTH OF SCHEDULE		TEAM RPI		ADJ RPI		CONF. RPI		ADJ CONF. RPI	
Average RPI Loss: 145																			
DIV. I ONLY		6- 20		.23077 265		3- 6		177		216		258		.39141 259		21		23	
DIV. I NON-CONF.		0- 6		0 297		0- 1		109		143		269		.38805 261		25		24	
TOTALS		RPI 1-25		RPI 26-50		W-L RECORDS		RPI 51-100		RPI 101-150		RPI 150+							
6- 20		0- 0		0- 1		OVERALL		0- 5		1- 3		5- 11							
4- 6		0- 0		0- 0		HOME		0- 2		1- 0		3- 4							
2- 11		0- 0		0- 0		AWAY		0- 2		0- 2		2- 7							
0- 3		0- 0		0- 1		NEUTRAL		0- 1		0- 1		0- 0							
0- 6		0- 0		0- 1		NON-CONFERENCE		0- 1		0- 2		0- 2							
0- 0		0- 0		0- 0		HOME		0- 0		0- 0		0- 0							
0- 3		0- 0		0- 0		AWAY		0- 0		0- 1		0- 2							
0- 3		0- 0		0- 1		NEUTRAL		0- 1		0- 1		0- 0							
6- 14		0- 0		0- 0		CONFERENCE		0- 4		1- 1		5- 9							
4- 6		0- 0		0- 0		HOME		0- 2		1- 0		3- 4							
2- 8		0- 0		0- 0		AWAY		0- 2		0- 1		2- 5							
0- 0		0- 0		0- 0		NEUTRAL		0- 0		0- 0		0- 0							
RPI S	Opponent	Score		RPI S	Opponent	Score		RPI S	Opponent	Score		RPI S	Opponent	Score					
				42 N	Ball St.	0 3		68 N	Alabama	0 3		130 N	Pittsburgh	1 3					
								82 A	Lamar	0 3		139 A	New Mexico St.	0 3					
								82 H	Lamar	1 3		149 A	Texas-Arlington	1 3					
								86 A	Stephen F. Austin	0 3		149 H	Texas-Arlington	3 0					
								86 H	Stephen F. Austin	0 3		157 A	Southeastern La.	0 3					
												157 H	Southeastern La.	0 3					
												158 A	Tulane	0 3					
												162 A	Texas-San Antonio	1 3					
												162 H	Texas-San Antonio	1 3					
												163 A	McNeese St.	1 3					
												163 H	McNeese St.	2 3					
												215 A	Southwest Tex. St.	0 3					
												215 H	Southwest Tex. St.	3 2					
												217 A	Southern Miss.	1 3					
												242 A	Sam Houston St.	1 3					
												242 H	Sam Houston St.	2 3					
												286 A	Northwestern St.	3 0					
												286 H	Northwestern St.	3 2					
												302 A	La.-Monroe	3 1					
												302 H	La.-Monroe	3 1					
LAST 10 GAMES																			
				242 A	Sam Houston St.	1 3		158 A	Tulane	0 3									
				149 A	Texas-Arlington	1 3		302 A	La.-Monroe	3 1									
				82 H	Lamar	1 3		286 A	Northwestern St.	3 0									
				162 H	Texas-San Antonio	1 3		86 H	Stephen F. Austin	0 3									
				215 H	Southwest Tex. St.	3 2		82 A	Lamar	0 3									

Non-Div. I Games:

Nicholls St.

Average RPI Win: 226		WON-LOST	WINNING	LAST 10	STRENGTH OF		OPP. STRENGTH	TEAM	ADJ	CONF.	ADJ CONF.		
Average RPI Loss: 106		RECORD	PCT. RANK	GAMES	SCHEDULE		OF SCHEDULE	RPI	RPI	RPI	RPI		
DIV. I ONLY		2- 21	.08696	302	1- 9		130	102	266	.39076	260	9	9
DIV. I NON-CONF.		2- 6	.25	259	1- 0		184	179	247	.41154	239	8	8
TOTALS		RPI 1-25	RPI 26-50		W-L RECORDS		RPI 51-100		RPI 101-150		RPI 150+		
2- 21		0- 5	0- 0		OVERALL		0- 6		0- 4		2- 6		
1- 10		0- 2	0- 0		HOME		0- 2		0- 3		1- 3		
0- 9		0- 2	0- 0		AWAY		0- 3		0- 1		0- 3		
1- 2		0- 1	0- 0		NEUTRAL		0- 1		0- 0		1- 0		
2- 6		0- 0	0- 0		NON-CONFERENCE		0- 2		0- 2		2- 2		
1- 3		0- 0	0- 0		HOME		0- 0		0- 2		1- 1		
0- 2		0- 0	0- 0		AWAY		0- 1		0- 0		0- 1		
1- 1		0- 0	0- 0		NEUTRAL		0- 1		0- 0		1- 0		
0- 15		0- 5	0- 0		CONFERENCE		0- 4		0- 2		0- 4		
0- 7		0- 2	0- 0		HOME		0- 2		0- 1		0- 2		
0- 7		0- 2	0- 0		AWAY		0- 2		0- 1		0- 2		
0- 1		0- 1	0- 0		NEUTRAL		0- 0		0- 0		0- 0		
RPI S	Opponent	Score	RPI S	Opponent	Score	RPI S	Opponent	Score	RPI S	Opponent	Score		
17 A	Colorado St.	0 3				52 A	Brigham Young	0 3	123 H	Washington	0 3		
17 H	Colorado St.	0 3				52 H	Brigham Young	0 3	142 H	Ill.-Chicago	1 3		
17 N	Colorado St.	0 3				75 N	Florida Int'l	0 3	143 A	UNLV	0 3		
18 A	Utah	0 3				81 A	San Diego St.	0 3	143 H	UNLV	1 3		
18 H	Utah	0 3				81 H	San Diego St.	0 3	157 H	Southeastern La.	1 3		
						94 A	UCF	1 3	176 A	Wyoming	0 3		
									176 H	Wyoming	0 3		
									186 H	Denver	3 1		
									188 A	New Mexico	1 3		
									188 H	New Mexico	2 3		
									262 A	Stetson	1 3		
									265 N	Appalachian St.	3 0		
LAST 10 GAMES													
17 N	Colorado St.	0 3	18 H	Utah	0 3								
176 A	Wyoming	0 3	52 H	Brigham Young	0 3								
17 A	Colorado St.	0 3	81 A	San Diego St.	0 3								
188 H	New Mexico	2 3	143 A	UNLV	0 3								
186 H	Denver	3 1	17 H	Colorado St.	0 3								

Non-Div. I Games:

Air Force

Average RPI Win: 274		WON-LOST	WINNING	LAST 10	STRENGTH OF		OPP. STRENGTH	TEAM	ADJ	CONF.	ADJ CONF.
Average RPI Loss: 148		RECORD	PCT. RANK	GAMES	SCHEDULE		OF SCHEDULE	RPI	RPI	RPI	RPI
DIV. I ONLY		6- 23	.2069	274	1- 9		129	254	256	.38935	261
DIV. I NON-CONF.		4- 16	.2	272	0- 3		89	214	228	.42293	233
TOTALS		RPI 1-25	RPI 26-50		W-L RECORDS		RPI 51-100		RPI 101-150		RPI 150+
6- 23	0- 0	0- 4		OVERALL		0- 5		0- 3		6- 11	
4- 5	0- 0	0- 0		HOME		0- 2		0- 1		4- 2	
2- 13	0- 0	0- 3		AWAY		0- 2		0- 1		2- 7	
0- 5	0- 0	0- 1		NEUTRAL		0- 1		0- 1		0- 2	
4- 16	0- 0	0- 4		NON-CONFERENCE		0- 3		0- 3		4- 6	
3- 2	0- 0	0- 0		HOME		0- 1		0- 1		3- 0	
1- 9	0- 0	0- 3		AWAY		0- 1		0- 1		1- 4	
0- 5	0- 0	0- 1		NEUTRAL		0- 1		0- 1		0- 2	
2- 7	0- 0	0- 0		CONFERENCE		0- 2		0- 0		2- 5	
1- 3	0- 0	0- 0		HOME		0- 1		0- 0		1- 2	
1- 4	0- 0	0- 0		AWAY		0- 1		0- 0		1- 3	
0- 0	0- 0	0- 0		NEUTRAL		0- 0		0- 0		0- 0	
RPI S	Opponent	Score	RPI S	Opponent	Score	RPI S	Opponent	Score	RPI S	Opponent	Score
			28 N	North Carolina	0 3	77 H	St. Peter's	0 3	120 N	Robert Morris	0 3
			29 A	Penn St.	0 3	79 A	Fairfield	0 3	127 H	Maine	1 3
			43 A	American	0 3	83 A	Northeastern	0 3	137 A	Boston College	0 3
			48 A	Pennsylvania	0 3	83 N	Northeastern	0 3	156 A	Harvard	0 3
						91 H	Towson	2 3	171 A	Delaware	1 3
									182 N	Villanova	2 3
									199 H	Morgan St.	3 1
									208 H	Siena	1 3
									220 A	La Salle	0 3
									224 A	Bucknell	2 3
									252 A	Drexel	3 1
									252 N	Drexel	2 3
									255 H	Manhattan	1 3
									258 A	Iona	2 3
									263 A	Niagara	2 3
									279 A	Rider	2 3
									290 H	Howard	3 0
									294 A	Canisius	3 1
									300 H	Marist	3 1
									311 H	Coppin St.	3 0
LAST 10 GAMES			263 A	Niagara	2 3	77 H	St. Peter's	0 3			
			294 A	Canisius	3 1	255 H	Manhattan	1 3			
			224 A	Bucknell	2 3	171 A	Delaware	1 3			
			279 A	Rider	2 3	258 A	Iona	2 3			
			127 H	Maine	1 3	79 A	Fairfield	0 3			

Non-Div. I Games:

Loyola (Md.)

Average RPI Win: 241		WON-LOST	WINNING	LAST 10	STRENGTH OF		OPP. STRENGTH	TEAM	ADJ	CONF.	ADJ CONF.
Average RPI Loss: 167		RECORD	PCT. RANK	GAMES	SCHEDULE		OF SCHEDULE	RPI	RPI	RPI	RPI
DIV. I ONLY		6- 17	.26087	254	2- 7		213	234	261	.3859	262
DIV. I NON-CONF.		5- 6	.45455	185	2- 1		143	162	171	.47843	183
TOTALS		RPI 1-25	RPI 26-50		W-L RECORDS		RPI 51-100		RPI 101-150		RPI 150+
6- 17	0- 0	0- 0		OVERALL		1- 3		0- 5		5- 9	
3- 6	0- 0	0- 0		HOME		0- 1		0- 2		3- 3	
1- 10	0- 0	0- 0		AWAY		0- 2		0- 3		1- 5	
2- 1	0- 0	0- 0		NEUTRAL		1- 0		0- 0		1- 1	
5- 6	0- 0	0- 0		NON-CONFERENCE		1- 2		0- 2		4- 2	
2- 2	0- 0	0- 0		HOME		0- 1		0- 1		2- 0	
1- 3	0- 0	0- 0		AWAY		0- 1		0- 1		1- 1	
2- 1	0- 0	0- 0		NEUTRAL		1- 0		0- 0		1- 1	
1- 11	0- 0	0- 0		CONFERENCE		0- 1		0- 3		1- 7	
1- 4	0- 0	0- 0		HOME		0- 0		0- 1		1- 3	
0- 7	0- 0	0- 0		AWAY		0- 1		0- 2		0- 4	
0- 0	0- 0	0- 0		NEUTRAL		0- 0		0- 0		0- 0	
RPI S	Opponent	Score	RPI S	Opponent	Score	RPI S	Opponent	Score	RPI S	Opponent	Score
						53 A	Col. of Charleston	0 3	109 A	Ga. Southern	0 3
						75 N	Florida Int'l	3 2	109 H	Ga. Southern	1 3
						76 H	Florida A&M	0 3	129 A	Georgia St.	1 3
						94 A	UCF	0 3	145 A	Fla. Atlantic	0 3
									145 H	Fla. Atlantic	0 3
									178 A	Campbell	0 3
									192 N	Tulsa	2 3
									211 H	Troy St.	2 3
									214 A	Jacksonville	0 3
									214 H	Jacksonville	0 3
									227 A	Mercer	2 3
									229 H	Samford	1 3
									240 A	Bethune-Cookman	2 3
									240 H	Bethune-Cookman	3 1
									260 H	Air Force	3 1
									270 H	Jacksonville St.	3 1
									277 A	Belmont	2 3
									299 A	Lipscomb	3 0
									299 N	Lipscomb	3 0
LAST 10 GAMES											
						94 A	UCF	0 3	240 H	Bethune-Cookman	3 1
						145 H	Fla. Atlantic	0 3	178 A	Campbell	0 3
						214 H	Jacksonville	0 3	109 H	Ga. Southern	1 3
						277 A	Belmont	2 3	227 A	Mercer	2 3
						299 A	Lipscomb	3 0	129 A	Georgia St.	1 3

Non-Div. I Games: Savannah St. 3 0 Flagler 1 3 Savannah St. 3 0

Stetson

Average RPI Win: 283		WON-LOST	WINNING	LAST 10	STRENGTH OF		OPP. STRENGTH	TEAM	ADJ	CONF.	ADJ CONF.
Average RPI Loss: 195		RECORD	PCT. RANK	GAMES	SCHEDULE		OF SCHEDULE	RPI	RPI	RPI	RPI
DIV. I ONLY		9- 11	.45	174	5- 5		299	283	267	.38492	263
DIV. I NON-CONF.		2- 7	.22222	266	0- 1		274	278	293	.33486	287
TOTALS		RPI 1-25	RPI 26-50		W-L RECORDS		RPI 51-100		RPI 101-150		RPI 150+
9- 11	0- 0	0- 0		OVERALL		0- 3		0- 0		9- 8	
5- 3	0- 0	0- 0		HOME		0- 1		0- 0		5- 2	
2- 6	0- 0	0- 0		AWAY		0- 1		0- 0		2- 5	
2- 2	0- 0	0- 0		NEUTRAL		0- 1		0- 0		2- 1	
2- 7	0- 0	0- 0		NON-CONFERENCE		0- 1		0- 0		2- 6	
1- 2	0- 0	0- 0		HOME		0- 0		0- 0		1- 2	
0- 3	0- 0	0- 0		AWAY		0- 0		0- 0		0- 3	
1- 2	0- 0	0- 0		NEUTRAL		0- 1		0- 0		1- 1	
7- 4	0- 0	0- 0		CONFERENCE		0- 2		0- 0		7- 2	
4- 1	0- 0	0- 0		HOME		0- 1		0- 0		4- 0	
2- 3	0- 0	0- 0		AWAY		0- 1		0- 0		2- 2	
1- 0	0- 0	0- 0		NEUTRAL		0- 0		0- 0		1- 0	
RPI S	Opponent	Score	RPI S	Opponent	Score	RPI S	Opponent	Score	RPI S	Opponent	Score
						77 A	St. Peter's	0 3	177 A	Syracuse	0 3
						79 H	Fairfield	0 3	201 A	Cleveland St.	1 3
						91 N	Towson	0 3	208 A	Siena	2 3
									246 H	Stony Brook	1 3
									255 A	Manhattan	1 3
									256 H	Buffalo	2 3
									257 A	Colgate	1 3
									258 H	Iona	3 2
									261 H	Loyola (Md.)	3 2
									276 H	Binghamton	3 2
									279 H	Rider	3 0
									284 N	Wagner	3 1
									293 N	Oakland	0 3
									294 A	Canisius	3 1
									294 H	Canisius	3 0
									300 A	Marist	3 1
									300 N	Marist	3 1
LAST 10 GAMES											
						261 H	Loyola (Md.)	3 2	79 H	Fairfield	0 3
						279 H	Rider	3 0	258 H	Iona	3 2
						255 A	Manhattan	1 3	208 A	Siena	2 3
						77 A	St. Peter's	0 3	300 A	Marist	3 1
						177 A	Syracuse	0 3	294 H	Canisius	3 0

Non-Div. I Games:

Niagara

Average RPI Win: 224		WON-LOST	WINNING	LAST 10	STRENGTH OF		OPP. STRENGTH	TEAM	ADJ	CONF.	ADJ CONF.
Average RPI Loss: 164		RECORD	PCT. RANK	GAMES	SCHEDULE		OF SCHEDULE	RPI	RPI	RPI	RPI
DIV. I ONLY		5- 17	.22727 269	1- 8	192		215	259	.38464 264	20	20
DIV. I NON-CONF.		2- 4	.33333 230	0- 1	128		230	213	.44958 211	19	19
<hr/>											
TOTALS		RPI 1-25	RPI 26-50		W-L RECORDS		RPI 51-100		RPI 101-150		RPI 150+
5- 17		0- 0	0- 0		OVERALL		0- 3		0- 3		5- 11
1- 7		0- 0	0- 0		HOME		0- 1		0- 1		1- 5
4- 7		0- 0	0- 0		AWAY		0- 1		0- 1		4- 5
0- 3		0- 0	0- 0		NEUTRAL		0- 1		0- 1		0- 1
2- 4		0- 0	0- 0		NON-CONFERENCE		0- 1		0- 1		2- 2
1- 0		0- 0	0- 0		HOME		0- 0		0- 0		1- 0
1- 2		0- 0	0- 0		AWAY		0- 0		0- 0		1- 2
0- 2		0- 0	0- 0		NEUTRAL		0- 1		0- 1		0- 0
3- 13		0- 0	0- 0		CONFERENCE		0- 2		0- 2		3- 9
0- 7		0- 0	0- 0		HOME		0- 1		0- 1		0- 5
3- 5		0- 0	0- 0		AWAY		0- 1		0- 1		3- 3
0- 1		0- 0	0- 0		NEUTRAL		0- 0		0- 0		0- 1
RPI S	Opponent	Score	RPI S	Opponent	Score	RPI S	Opponent	Score	RPI S	Opponent	Score
						75 H	Florida Int'l	1 3	139 A	New Mexico St.	0 3
						87 N	Memphis	0 3	139 H	New Mexico St.	1 3
						90 A	Western Ky.	0 3	144 N	Morehead St.	0 3
									158 A	Tulane	0 3
									167 H	Ark.-Little Rock	1 3
									167 N	Ark.-Little Rock	0 3
									184 A	La.-Lafayette	2 3
									184 H	La.-Lafayette	1 3
									186 A	Denver	1 3
									186 H	Denver	2 3
									204 A	North Texas	3 2
									204 H	North Texas	0 3
									211 A	Troy St.	1 3
									211 H	Troy St.	3 2
									216 A	New Orleans	3 1
									216 H	New Orleans	0 3
									244 A	UNC Asheville	3 2
									245 A	Arkansas St.	3 1
									248 A	Middle Tenn.	1 3
			LAST 10 GAMES								
			167 N	Ark.-Little Rock	0 3	139 H	New Mexico St.	1 3			
			167 H	Ark.-Little Rock	1 3	204 A	North Texas	3 2			
			211 A	Troy St.	1 3	184 A	La.-Lafayette	2 3			
			216 H	New Orleans	0 3	90 A	Western Ky.	0 3			
			186 H	Denver	2 3	248 A	Middle Tenn.	1 3			

Non-Div. I Games:

South Ala.

Average RPI Win: 284		WON-LOST	WINNING	LAST 10	STRENGTH OF		OPP. STRENGTH	TEAM	ADJ	CONF.	ADJ CONF.
Average RPI Loss: 134		RECORD	PCT. RANK	GAMES	SCHEDULE		OF SCHEDULE	RPI	RPI	RPI	RPI
DIV. I ONLY		4- 25	.13793	293	2- 8		172	179	270	.38202	265
DIV. I NON-CONF.		0- 9	0	297	0- 1		186	159	287	.34841	280
TOTALS		RPI 1-25	RPI 26-50		W-L RECORDS		RPI 51-100		RPI 101-150		RPI 150+
4- 25	0- 0	0- 0		OVERALL		0- 8		0- 9		4- 8	
2- 8	0- 0	0- 0		HOME		0- 3		0- 3		2- 2	
2- 13	0- 0	0- 0		AWAY		0- 3		0- 6		2- 4	
0- 4	0- 0	0- 0		NEUTRAL		0- 2		0- 0		0- 2	
0- 9	0- 0	0- 0		NON-CONFERENCE		0- 4		0- 1		0- 4	
0- 1	0- 0	0- 0		HOME		0- 1		0- 0		0- 0	
0- 4	0- 0	0- 0		AWAY		0- 1		0- 1		0- 2	
0- 4	0- 0	0- 0		NEUTRAL		0- 2		0- 0		0- 2	
4- 16	0- 0	0- 0		CONFERENCE		0- 4		0- 8		4- 4	
2- 7	0- 0	0- 0		HOME		0- 2		0- 3		2- 2	
2- 9	0- 0	0- 0		AWAY		0- 2		0- 5		2- 2	
0- 0	0- 0	0- 0		NEUTRAL		0- 0		0- 0		0- 0	
RPI S	Opponent	Score	RPI S	Opponent	Score	RPI S	Opponent	Score	RPI S	Opponent	Score
						53 A	Col. of Charleston	1 3	109 A	Ga. Southern	0 3
						53 H	Col. of Charleston	0 3	109 A	Ga. Southern	0 3
						62 N	Wright St.	0 3	117 A	Western Caro.	0 3
						72 H	Tennessee	0 3	117 H	Western Caro.	0 3
						75 N	Florida Int'l	1 3	134 A	Clemson	0 3
						78 A	East Tenn. St.	0 3	146 A	Davidson	2 3
						78 H	East Tenn. St.	1 3	146 H	Davidson	0 3
						94 A	UCF	0 3	150 A	Furman	0 3
									150 H	Furman	1 3
									154 A	Chattanooga	1 3
									154 H	Chattanooga	1 3
									165 A	Charlotte	0 3
									194 A	Wofford	1 3
									194 H	Wofford	0 3
									232 A	North Carolina St.	1 3
									247 N	UNC Wilmington	0 3
									260 N	Air Force	0 3
									282 A	UNC Greensboro	3 0
									282 H	UNC Greensboro	3 1
									285 A	Citadel	3 0
									285 H	Citadel	3 0
LAST 10 GAMES											
						282 A	UNC Greensboro	3 0	232 A	North Carolina St.	1 3
						146 A	Davidson	2 3	150 H	Furman	1 3
						78 H	East Tenn. St.	1 3	194 H	Wofford	0 3
						53 A	Col. of Charleston	1 3	109 A	Ga. Southern	0 3
						285 A	Citadel	3 0	109 A	Ga. Southern	0 3

Non-Div. I Games:

Appalachian St.

Drake

Drake

U
M
K
C

UMKC					Through Games Of 2001 Final										
Average RPI Win: 280		WON-LOST RECORD	WINNING PCT. RANK		LAST 10 GAMES	STRENGTH OF SCHEDULE		OPP. STRENGTH OF SCHEDULE		TEAM RPI	ADJ RPI		CONF. RPI	ADJ CONF. RPI	
Average RPI Loss: 139															
DIV. I ONLY		8- 20	.28571	244	4- 6	250		233		269	.3795	267	31	30	
DIV. I NON-CONF.		1- 14	.06667	293	0- 3	88		115		242	.41118	240	28	28	
TOTALS		RPI 1-25	RPI 26-50		W-L RECORDS	RPI 51-100		RPI 101-150		RPI 150+					
8- 20	0- 1	0- 1		OVERALL		0- 7		0- 1		8- 10					
4- 5	0- 0	0- 0		HOME		0- 1		0- 1		4- 3					
3- 10	0- 0	0- 0		AWAY		0- 5		0- 0		3- 5					
1- 5	0- 1	0- 1		NEUTRAL		0- 1		0- 0		1- 2					
1- 14	0- 1	0- 1		NON-CONFERENCE		0- 7		0- 1		1- 4					
0- 3	0- 0	0- 0		HOME		0- 1		0- 1		0- 1					
0- 7	0- 0	0- 0		AWAY		0- 5		0- 0		0- 2					
1- 4	0- 1	0- 1		NEUTRAL		0- 1		0- 0		1- 1					
7- 6	0- 0	0- 0		CONFERENCE		0- 0		0- 0		7- 6					
4- 2	0- 0	0- 0		HOME		0- 0		0- 0		4- 2					
3- 3	0- 0	0- 0		AWAY		0- 0		0- 0		3- 3					
0- 1	0- 0	0- 0		NEUTRAL		0- 0		0- 0		0- 1					
RPI S	Opponent	Score		RPI S	Opponent	Score		RPI S	Opponent	Score		RPI S	Opponent	Score	
15 N	Louisville	0	3	38 N	Wis.-Milwaukee	0	3	58 N	Sacramento St.	0	3	135 H	Kansas	1	3
								61 A	Arkansas	1	3	155 A	Oral Roberts	0	3
								64 A	Southwest Mo. St.	0	3	155 H	Oral Roberts	0	3
								70 A	Missouri	0	3	167 N	Ark.-Little Rock	0	3
								71 A	Fresno St.	1	3	187 H	Wichita St.	2	3
								85 A	Illinois St.	1	3	192 A	Tulsa	1	3
								88 H	Creighton	1	3	199 N	Morgan St.	3	2
												225 A	Valparaiso	1	3
												225 H	Valparaiso	0	3
												225 N	Valparaiso	1	3
												266 A	Drake	1	3
												273 A	IUPUI	3	1
												273 H	IUPUI	3	1
												293 A	Oakland	3	1
												293 H	Oakland	3	1
												301 A	Western Ill.	2	3
												301 H	Western Ill.	3	2
												305 A	Chicago St.	3	1
												305 H	Chicago St.	3	0
				LAST 10 GAMES											
				225 N	Valparaiso	1	3	305 H	Chicago St.	3	0				
				293 A	Oakland	3	1	301 H	Western Ill.	3	2				
				225 A	Valparaiso	1	3	64 A	Southwest Mo. St.	0	3				
				273 A	IUPUI	3	1	61 A	Arkansas	1	3				
				88 H	Creighton	1	3	155 H	Oral Roberts	0	3				

U
M
K
C

Non-Div. I Games:

UMKC

Average RPI Win: 214		WON-LOST	WINNING	LAST 10	STRENGTH OF		OPP. STRENGTH	TEAM	ADJ	CONF.	ADJ CONF.			
Average RPI Loss: 108		RECORD	PCT. RANK	GAMES	SCHEDULE		OF SCHEDULE	RPI	RPI	RPI	RPI			
DIV. I ONLY		1- 26	.03704	308	0- 10		119	100	274	.37863	268	7	7	
DIV. I NON-CONF.		1- 11	.08333	289	0- 4		120	126	257	.40105	248	9	9	
TOTALS		RPI 1-25	RPI 26-50		W-L RECORDS		RPI 51-100		RPI 101-150		RPI 150+			
1- 26	0- 1	0- 4		OVERALL		0- 10		0- 3		1- 8				
1- 9	0- 1	0- 0		HOME		0- 3		0- 1		1- 4				
0- 14	0- 0	0- 3		AWAY		0- 6		0- 2		0- 3				
0- 3	0- 0	0- 1		NEUTRAL		0- 1		0- 0		0- 1				
1- 11	0- 0	0- 3		NON-CONFERENCE		0- 2		0- 2		1- 4				
1- 2	0- 0	0- 0		HOME		0- 0		0- 0		1- 2				
0- 6	0- 0	0- 2		AWAY		0- 1		0- 2		0- 1				
0- 3	0- 0	0- 1		NEUTRAL		0- 1		0- 0		0- 1				
0- 15	0- 1	0- 1		CONFERENCE		0- 8		0- 1		0- 4				
0- 7	0- 1	0- 0		HOME		0- 3		0- 1		0- 2				
0- 8	0- 0	0- 1		AWAY		0- 5		0- 0		0- 2				
0- 0	0- 0	0- 0		NEUTRAL		0- 0		0- 0		0- 0				
RPI	S	Opponent	Score		RPI	S	Opponent	Score		RPI	S	Opponent	Score	
4	H	Florida	0 3		27	A	South Carolina	0 3		61	A	Arkansas	0 3	
					30	A	Michigan St.	1 3		61	H	Arkansas	0 3	
					37	A	San Jose St.	0 3		67	A	Texas	1 3	
					39	N	Dayton	0 3		68	A	Alabama	0 3	
										68	H	Alabama	0 3	
										72	A	Tennessee	0 3	
										89	A	LSU	0 3	
										89	H	LSU	0 3	
										95	N	Western Mich.	0 3	
										100	A	Kentucky	0 3	

Non-Div. I Games:

Auburn

Average RPI Win: 277		WON-LOST	WINNING	LAST 10	STRENGTH OF		OPP. STRENGTH	TEAM	ADJ	CONF.	ADJ CONF.
Average RPI Loss: 166		RECORD	PCT. RANK	GAMES	SCHEDULE		OF SCHEDULE	RPI	RPI	RPI	RPI
DIV. I ONLY		4- 20	.16667	289	1- 9		170	261	272	.37672	269
DIV. I NON-CONF.		3- 10	.23077	263	0- 4		142	307	264	.38687	264
TOTALS		RPI 1-25	RPI 26-50		W-L RECORDS		RPI 51-100		RPI 101-150		RPI 150+
4- 20	0- 0	0- 0		OVERALL		0- 5		0- 6		4- 9	
4- 7	0- 0	0- 0		HOME		0- 2		0- 2		4- 3	
0- 11	0- 0	0- 0		AWAY		0- 2		0- 3		0- 6	
0- 2	0- 0	0- 0		NEUTRAL		0- 1		0- 1		0- 0	
3- 10	0- 0	0- 0		NON-CONFERENCE		0- 3		0- 2		3- 5	
3- 3	0- 0	0- 0		HOME		0- 1		0- 0		3- 2	
0- 5	0- 0	0- 0		AWAY		0- 1		0- 1		0- 3	
0- 2	0- 0	0- 0		NEUTRAL		0- 1		0- 1		0- 0	
1- 10	0- 0	0- 0		CONFERENCE		0- 2		0- 4		1- 4	
1- 4	0- 0	0- 0		HOME		0- 1		0- 2		1- 1	
0- 6	0- 0	0- 0		AWAY		0- 1		0- 2		0- 3	
0- 0	0- 0	0- 0		NEUTRAL		0- 0		0- 0		0- 0	
RPI S	Opponent	Score	RPI S	Opponent	Score	RPI S	Opponent	Score	RPI S	Opponent	Score
						79 N	Fairfield	0 3	115 N	Kent St.	0 3
						83 A	Northeastern	1 3	122 A	New Hampshire	0 3
						83 H	Northeastern	0 3	122 H	New Hampshire	0 3
						91 A	Towson	0 3	127 A	Maine	0 3
						91 H	Towson	0 3	127 H	Maine	1 3
									137 A	Boston College	0 3
									177 A	Syracuse	0 3
									208 A	Siena	1 3
									234 A	Hartford	2 3
									234 H	Hartford	2 3
									246 A	Stony Brook	0 3
									246 H	Stony Brook	3 1
									252 A	Drexel	0 3
									252 H	Drexel	1 3
									257 H	Colgate	1 3
									258 H	Iona	3 2
									276 A	Binghamton	0 3
									295 H	Sacred Heart	3 2
									307 H	Vermont	3 1
LAST 10 GAMES											
						122 A	New Hampshire	0 3	246 H	Stony Brook	3 1
						127 A	Maine	0 3	83 A	Northeastern	1 3
						91 A	Towson	0 3	252 H	Drexel	1 3
						252 A	Drexel	0 3	91 H	Towson	0 3
						234 H	Hartford	2 3	246 A	Stony Brook	0 3

Non-Div. I Games:

Albany (N.Y.)

Average RPI Win: Average RPI Loss:	262 190	WON-LOST RECORD	WINNING PCT. RANK	LAST 10 GAMES		STRENGTH OF SCHEDULE	OPP. STRENGTH OF SCHEDULE	TEAM RPI	ADJ RPI	CONF. RPI	ADJ CONF. RPI
DIV. I ONLY		11- 17	.39286 200	7- 3		286	260	265	.37418 270	24	24
DIV. I NON-CONF.		8- 8	.5 149	4- 2		293	221	256	.38987 258	23	23
<hr/>											
TOTALS	RPI 1-25		RPI 26-50		W-L RECORDS		RPI 51-100		RPI 101-150		RPI 150+
11- 17	0- 0		0- 0		OVERALL		0- 1		0- 4		11- 12
8- 5	0- 0		0- 0		HOME		0- 1		0- 2		8- 2
3- 10	0- 0		0- 0		AWAY		0- 0		0- 1		3- 9
0- 2	0- 0		0- 0		NEUTRAL		0- 0		0- 1		0- 1
8- 8	0- 0		0- 0		NON-CONFERENCE		0- 0		0- 1		8- 7
6- 0	0- 0		0- 0		HOME		0- 0		0- 0		6- 0
2- 6	0- 0		0- 0		AWAY		0- 0		0- 0		2- 6
0- 2	0- 0		0- 0		NEUTRAL		0- 0		0- 1		0- 1
3- 9	0- 0		0- 0		CONFERENCE		0- 1		0- 3		3- 5
2- 5	0- 0		0- 0		HOME		0- 1		0- 2		2- 2
1- 4	0- 0		0- 0		AWAY		0- 0		0- 1		1- 3
0- 0	0- 0		0- 0		NEUTRAL		0- 0		0- 0		0- 0
RPI S	Opponent	Score	RPI S	Opponent	Score	RPI S	Opponent	Score	RPI S	Opponent	Score
						94 H	UCF	1 3	111 N	Eastern Mich.	0 3
									129 A	Georgia St.	1 3
									129 H	Georgia St.	0 3
									145 H	Fla. Atlantic	0 3
									154 A	Chattanooga	2 3
									172 A	UAB	0 3
									173 H	Alabama A&M	3 1
									178 A	Campbell	0 3
									209 A	Mississippi	1 3
									211 H	Troy St.	3 1
									214 A	Jacksonville	0 3
									221 A	Mississippi St.	0 3
									227 H	Mercer	3 0
									227 H	Mercer	2 3
									229 H	Samford	1 3
									232 N	North Carolina St.	1 3
									254 A	Birmingham-So.	2 3
									254 H	Birmingham-So.	3 2
									262 A	Stetson	1 3
									273 A	IUPUI	1 3
									274 H	Southern U.	3 0
					LAST 10 GAMES				277 A	Belmont	3 1
					154 A Chattanooga	2 3	178 A Campbell	0 3	281 A	High Point	3 2
					173 H Alabama A&M	3 1	211 H Troy St.	3 1	287 H	Alabama St.	3 0
					172 A UAB	0 3	298 A Tennessee St.	3 1	298 A	Tennessee St.	3 1
					254 H Birmingham-So.	3 2	277 A Belmont	3 1	298 H	Tennessee St.	3 0
					281 A High Point	3 2	227 H Mercer	3 0	306 H	Morris Brown	3 0

Non-Div. I Games:

Jacksonville St.

Average RPI Win: 290		WON-LOST	WINNING	LAST 10	STRENGTH OF		OPP. STRENGTH	TEAM	ADJ	CONF.	ADJ CONF.					
Average RPI Loss: 215		RECORD	PCT. RANK	GAMES	SCHEDULE		OF SCHEDULE	RPI	RPI	RPI	RPI					
DIV. I ONLY		16- 14	.53333	144	3- 3		301	299	255	.37407	271	29	29			
DIV. I NON-CONF.		4- 7	.36364	222	0- 1		305	289	295	.31223	295	32	32			

TOTALS		RPI 1-25		RPI 26-50		W-L RECORDS		RPI 51-100		RPI 101-150		RPI 150+				
16- 14		0- 0		0- 0		OVERALL		0- 0		0- 3		16- 11				
2- 4		0- 0		0- 0		HOME		0- 0		0- 0		2- 4				
10- 4		0- 0		0- 0		AWAY		0- 0		0- 1		10- 3				
4- 6		0- 0		0- 0		NEUTRAL		0- 0		0- 2		4- 4				
4- 7		0- 0		0- 0		NON-CONFERENCE		0- 0		0- 0		4- 7				
1- 2		0- 0		0- 0		HOME		0- 0		0- 0		1- 2				
2- 3		0- 0		0- 0		AWAY		0- 0		0- 0		2- 3				
1- 2		0- 0		0- 0		NEUTRAL		0- 0		0- 0		1- 2				
12- 7		0- 0		0- 0		CONFERENCE		0- 0		0- 3		12- 4				
1- 2		0- 0		0- 0		HOME		0- 0		0- 0		1- 2				
8- 1		0- 0		0- 0		AWAY		0- 0		0- 1		8- 0				
3- 4		0- 0		0- 0		NEUTRAL		0- 0		0- 2		3- 2				
RPI	S	Opponent	Score	RPI	S	Opponent	Score	RPI	S	Opponent	Score	RPI	S	Opponent	Score	
										119	A	Alcorn St.			0	3
										119	N	Alcorn St.			2	3
										119	N	Alcorn St.			0	3
										204	A	North Texas			0	3
										207	N	N.C. A&T			0	3
										213	A	Tex. A&M-Corp. Chris			1	3
										213	H	Tex. A&M-Corp. Chris			1	3
										226	H	Tex.-Pan American			0	3
										227	A	Mercer			0	3
										237	A	Texas Southern			3	2
										237	H	Texas Southern			2	3
										237	H	Texas Southern			0	3
										274	A	Southern U.			3	2
										274	A	Southern U.			3	0
										274	H	Southern U.			3	0
										287	N	Alabama St.			3	0
										288	N	Jackson St.			1	3
										288	N	Jackson St.			0	3
										288	N	Jackson St.			3	0
										291	A	Grambling			3	1
										291	A	Grambling			3	1
										292	A	Ark.-Pine Bluff			3	0
										292	A	Ark.-Pine Bluff			3	0
										298	A	Tennessee St.			3	2
										306	N	Morris Brown			3	0
										309	A	Centenary (La.)			3	0
										309	H	Centenary (La.)			3	2

Non-Div. I Games:		Midwestern St.	0	3	St. Mary's (TX)	0	3	Tarleton St.	2	3	Huston-Tillotson	2	3	Prairie View		
		Paul Quinn	3	0	Trinity (TX)	0	3	Huston-Tillotson	1	3						

RPI	S	Opponent	Score	
309	N	Centenary (La.)	0	3
312	A	Mississippi Val.	3	0
312	N	Mississippi Val.	3	0

Prairie View

P
r
a
i
r
i
e
V
i
e
w

P
r
a
i
r
i
e
V
i
e
w

Average RPI Win:	238	WON-LOST RECORD	WINNING PCT. RANK	LAST 10 GAMES	STRENGTH OF SCHEDULE	OPP. STRENGTH OF SCHEDULE	TEAM RPI	ADJ RPI	CONF. RPI	ADJ CONF. RPI	
Average RPI Loss:	134										
DIV. I ONLY	4- 16	.2	279	0- 10	240	168	276	.37266	272	17	17
DIV. I NON-CONF.	3- 3	.5	149	0- 1	308	252	278	.36148	273	18	18
<hr/>											
TOTALS	RPI 1-25	RPI 26-50		W-L RECORDS		RPI 51-100		RPI 101-150		RPI 150+	
4- 16	0- 0	0- 0		OVERALL		0- 6		1- 4		3- 6	
1- 7	0- 0	0- 0		HOME		0- 3		0- 2		1- 2	
1- 8	0- 0	0- 0		AWAY		0- 3		1- 2		0- 3	
2- 1	0- 0	0- 0		NEUTRAL		0- 0		0- 0		2- 1	
3- 3	0- 0	0- 0		NON-CONFERENCE		0- 0		1- 0		2- 3	
0- 1	0- 0	0- 0		HOME		0- 0		0- 0		0- 1	
1- 1	0- 0	0- 0		AWAY		0- 0		1- 0		0- 1	
2- 1	0- 0	0- 0		NEUTRAL		0- 0		0- 0		2- 1	
1- 13	0- 0	0- 0		CONFERENCE		0- 6		0- 4		1- 3	
1- 6	0- 0	0- 0		HOME		0- 3		0- 2		1- 1	
0- 7	0- 0	0- 0		AWAY		0- 3		0- 2		0- 2	
0- 0	0- 0	0- 0		NEUTRAL		0- 0		0- 0		0- 0	
<hr/>											
RPI S	Opponent	Score	RPI S	Opponent	Score	RPI S	Opponent	Score	RPI S	Opponent	Score
						57 A Eastern Wash.	0	3	105 A Montana St.	0	3
						57 H Eastern Wash.	1	3	105 H Montana St.	2	3
						58 A Sacramento St.	1	3	138 A Duquesne	3	0
						58 H Sacramento St.	0	3	148 A Weber St.	0	3
						69 A Northern Ariz.	0	3	148 H Weber St.	2	3
						69 H Northern Ariz.	0	3	190 A Idaho St.	0	3
									190 H Idaho St.	0	3
									200 N Youngstown St.	1	3
									219 A Montana	2	3
									219 H Montana	3	1
									236 A Portland	0	3
									236 H Portland	1	3
									286 N Northwestern St.	3	0
									308 N St. Francis (Pa.)	3	1
<hr/>											
			LAST 10 GAMES								
			58 A Sacramento St.	1	3	57 H Eastern Wash.	1	3			
			69 A Northern Ariz.	0	3	105 A Montana St.	0	3			
			190 H Idaho St.	0	3	219 A Montana	2	3			
			148 H Weber St.	2	3	69 H Northern Ariz.	0	3			
			236 A Portland	0	3	58 H Sacramento St.	0	3			

Non-Div. I Games:

Portland St.

Average RPI Win: 286		WON-LOST	WINNING	LAST 10	STRENGTH OF		OPP. STRENGTH	TEAM	ADJ	CONF.	ADJ CONF.
Average RPI Loss: 153		RECORD	PCT. RANK	GAMES	SCHEDULE		OF SCHEDULE	RPI	RPI	RPI	RPI
DIV. I ONLY		7- 21	.25 258	3- 7	244		253	275	.36724 273	31	30
DIV. I NON-CONF.		1- 14	.06667 293	0- 3	105		155	258	.39889 252	28	28
<hr/>											
TOTALS		RPI 1-25	RPI 26-50		W-L RECORDS		RPI 51-100		RPI 101-150		RPI 150+
7- 21	0- 1	0- 1		OVERALL		0- 3		0- 5		7- 11	
5- 7	0- 0	0- 0		HOME		0- 1		0- 2		5- 4	
2- 12	0- 1	0- 1		AWAY		0- 0		0- 3		2- 7	
0- 2	0- 0	0- 0		NEUTRAL		0- 2		0- 0		0- 0	
<hr/>											
1- 14	0- 1	0- 1		NON-CONFERENCE		0- 3		0- 5		1- 4	
1- 5	0- 0	0- 0		HOME		0- 1		0- 2		1- 2	
0- 7	0- 1	0- 1		AWAY		0- 0		0- 3		0- 2	
0- 2	0- 0	0- 0		NEUTRAL		0- 2		0- 0		0- 0	
<hr/>											
6- 7	0- 0	0- 0		CONFERENCE		0- 0		0- 0		6- 7	
4- 2	0- 0	0- 0		HOME		0- 0		0- 0		4- 2	
2- 5	0- 0	0- 0		AWAY		0- 0		0- 0		2- 5	
0- 0	0- 0	0- 0		NEUTRAL		0- 0		0- 0		0- 0	
<hr/>											
RPI S	Opponent	Score		RPI S	Opponent	Score		RPI S	Opponent	Score	
15 A	Louisville	0	3	42 A	Ball St.	0	3	64 H	Southwest Mo. St.	0	3
								70 N	Missouri	1	3
								90 N	Western Ky.	0	3

Non-Div. I Games: IPFW 3 1

IUPUI

Average RPI Win:	297	WON-LOST	WINNING	LAST 10	STRENGTH OF	OPP. STRENGTH	TEAM	ADJ	CONF.	ADJ CONF.											
Average RPI Loss:	205	RECORD	PCT. RANK	GAMES	SCHEDULE	OF SCHEDULE	RPI	RPI	RPI	RPI											
DIV. I ONLY	11- 18	.37931	208	4- 5	262	305	264	.36705	274	29	29										
DIV. I NON-CONF.	1- 8	.11111	284	0- 1	167	290	277	.34872	279	32	32										
<hr/>																					
TOTALS	RPI 1-25	RPI 26-50		W-L RECORDS		RPI 51-100		RPI 101-150		RPI 150+											
11- 18	0- 0	0- 0		OVERALL		0- 0		0- 4		11- 14											
4- 7	0- 0	0- 0		HOME		0- 0		0- 1		4- 6											
5- 8	0- 0	0- 0		AWAY		0- 0		0- 1		5- 7											
2- 3	0- 0	0- 0		NEUTRAL		0- 0		0- 2		2- 1											
<hr/>																					
1- 8	0- 0	0- 0		NON-CONFERENCE		0- 0		0- 1		1- 7											
1- 2	0- 0	0- 0		HOME		0- 0		0- 0		1- 2											
0- 4	0- 0	0- 0		AWAY		0- 0		0- 0		0- 4											
0- 2	0- 0	0- 0		NEUTRAL		0- 0		0- 1		0- 1											
<hr/>																					
10- 10	0- 0	0- 0		CONFERENCE		0- 0		0- 3		10- 7											
3- 5	0- 0	0- 0		HOME		0- 0		0- 1		3- 4											
5- 4	0- 0	0- 0		AWAY		0- 0		0- 1		5- 3											
2- 1	0- 0	0- 0		NEUTRAL		0- 0		0- 1		2- 0											
<hr/>																					
RPI S	Opponent	Score	RPI S	Opponent	Score	RPI S	Opponent	Score	RPI S	Opponent	Score										
									119 A	Alcorn St.	0	3									
									119 H	Alcorn St.	2	3									
									119 N	Alcorn St.	0	3									
									129 N	Georgia St.	0	3									
									157 A	Southeastern La.	0	3									
									157 H	Southeastern La.	0	3									
									158 H	Tulane	0	3									
									173 A	Alabama A&M	0	3									
									213 A	Tex. A&M-Corp. Chris	1	3									
									216 A	New Orleans	0	3									
									237 A	Texas Southern	0	3									
									237 H	Texas Southern	1	3									
									270 A	Jacksonville St.	0	3									
									271 A	Prairie View	0	3									
									271 H	Prairie View	2	3									
									271 H	Prairie View	0	3									
									278 N	Hampton	1	3									
									287 A	Alabama St.	3	1									
									287 N	Alabama St.	3	1									
									288 A	Jackson St.	3	2									
									288 H	Jackson St.	3	0									
									LAST 10 GAMES									291 A	Grambling	3	0
																		291 H	Grambling	0	3
																		292 A	Ark.-Pine Bluff	3	1
																		292 H	Ark.-Pine Bluff	3	0
306 H	Morris Brown	3	0																		
119 N	Alcorn St.	0	3	213 A	Tex. A&M-Corp. Chris	1	3	312 A	Mississippi Val.	3	0										
312 N	Mississippi Val.	3	0	237 A	Texas Southern	0	3														
287 N	Alabama St.	3	1	271 A	Prairie View	0	3														
292 H	Ark.-Pine Bluff	3	0	288 H	Jackson St.	3	0														
271 H	Prairie View	2	3	291 H	Grambling	0	3														

Non-Div. I Games: Dillard 3 2 Dillard 1 3

Southern U.

RPI	S	Opponent	Score	
312	H	Mississippi Val.	3	0
312	N	Mississippi Val.	3	0

Southern U.

S
o
u
t
h
e
r
n
U
.

S
o
u
t
h
e
r
n
U
.

Average RPI Win:	278	WON-LOST RECORD	WINNING PCT. RANK	LAST 10 GAMES	STRENGTH OF SCHEDULE	OPP. STRENGTH OF SCHEDULE	TEAM RPI	ADJ RPI	CONF. RPI	ADJ CONF. RPI	
DIV. I ONLY	11- 14	.44	177	5- 5	303	292	273	.36543	275	28	28
DIV. I NON-CONF.	7- 6	.53846	142	2- 1	251	287	226	.42776	231	29	29
<hr/>											
TOTALS	RPI 1-25	RPI 26-50		W-L RECORDS	RPI 51-100		RPI 101-150		RPI 150+		
11- 14	0- 0	0- 0		OVERALL	0- 1		0- 2		11- 11		
5- 3	0- 0	0- 0		HOME	0- 0		0- 1		5- 2		
4- 6	0- 0	0- 0		AWAY	0- 0		0- 0		4- 6		
2- 5	0- 0	0- 0		NEUTRAL	0- 1		0- 1		2- 3		
7- 6	0- 0	0- 0		NON-CONFERENCE	0- 1		0- 1		7- 4		
3- 0	0- 0	0- 0		HOME	0- 0		0- 0		3- 0		
2- 3	0- 0	0- 0		AWAY	0- 0		0- 0		2- 3		
2- 3	0- 0	0- 0		NEUTRAL	0- 1		0- 1		2- 1		
4- 8	0- 0	0- 0		CONFERENCE	0- 0		0- 1		4- 7		
2- 3	0- 0	0- 0		HOME	0- 0		0- 1		2- 2		
2- 3	0- 0	0- 0		AWAY	0- 0		0- 0		2- 3		
0- 2	0- 0	0- 0		NEUTRAL	0- 0		0- 0		0- 2		
RPI	S	Opponent	Score	RPI	S	Opponent	Score	RPI	S	Opponent	Score

Non-Div. I Games: IPFW

0 3

St. Francis (N.Y.)

[illegible]

Non-Div. I Games:

Binghamton

Average RPI Win: 263		WON-LOST RECORD		WINNING PCT. RANK		LAST 10 GAMES		STRENGTH OF SCHEDULE		OPP. STRENGTH OF SCHEDULE		TEAM RPI		ADJ RPI		CONF. RPI		ADJ CONF. RPI	
DIV. I ONLY		6- 17		.26087 254		2- 8		258		263		278		.35866 277		24		24	
DIV. I NON-CONF.		4- 7		.36364 222		1- 2		273		274		270		.37146 268		23		23	
TOTALS		RPI 1-25		RPI 26-50		W-L RECORDS		RPI 51-100		RPI 101-150		RPI 150+							
6- 17		0- 0		0- 0		OVERALL		0- 1		0- 4		6- 12							
2- 8		0- 0		0- 0		HOME		0- 1		0- 3		2- 4							
2- 8		0- 0		0- 0		AWAY		0- 0		0- 1		2- 7							
2- 1		0- 0		0- 0		NEUTRAL		0- 0		0- 0		2- 1							
4- 7		0- 0		0- 0		NON-CONFERENCE		0- 0		0- 1		4- 6							
1- 3		0- 0		0- 0		HOME		0- 0		0- 1		1- 2							
1- 3		0- 0		0- 0		AWAY		0- 0		0- 0		1- 3							
2- 1		0- 0		0- 0		NEUTRAL		0- 0		0- 0		2- 1							
2- 10		0- 0		0- 0		CONFERENCE		0- 1		0- 3		2- 6							
1- 5		0- 0		0- 0		HOME		0- 1		0- 2		1- 2							
1- 5		0- 0		0- 0		AWAY		0- 0		0- 1		1- 4							
0- 0		0- 0		0- 0		NEUTRAL		0- 0		0- 0		0- 0							
RPI S	Opponent	Score		RPI S	Opponent	Score		RPI S	Opponent	Score		RPI S	Opponent	Score					
								94 H	UCF	2	3	128 H	Tenn.-Martin	0	3				
												129 A	Georgia St.	0	3				
												129 H	Georgia St.	0	3				
												145 H	Fla. Atlantic	1	3				
												178 H	Campbell	1	3				
												179 A	Austin Peay	0	3				
												179 H	Austin Peay	0	3				
												211 A	Troy St.	2	3				
												211 A	Troy St.	1	3				
												214 A	Jacksonville	0	3				
												217 N	Southern Miss.	1	3				
												227 A	Mercer	3	1				
												229 A	Samford	0	3				
												238 A	Tennessee Tech	0	3				
												238 H	Tennessee Tech	1	3				
												240 N	Bethune-Cookman	3	0				
												248 A	Middle Tenn.	0	3				
												254 N	Birmingham-So.	3	1				
												262 H	Stetson	3	2				
												270 H	Jacksonville St.	1	3				
												298 A	Tennessee St.	3	2				
												298 H	Tennessee St.	3	0				
LAST 10 GAMES																			

Non-Div. I Games:

Belmont

Average RPI Win:	292			WON-LOST RECORD	WINNING PCT. RANK	LAST 10 GAMES		STRENGTH OF SCHEDULE	OPP. STRENGTH OF SCHEDULE	TEAM RPI	ADJ RPI	CONF. RPI	ADJ CONF. RPI
DIV. I ONLY				18- 19	.48649 162	5- 5		307	296	271	.35655 278	30	31
DIV. I NON-CONF.				5- 10	.33333 230	1- 2		295	264	282	.335 286	31	30
TOTALS	RPI 1-25			RPI 26-50		W-L RECORDS		RPI 51-100			RPI 101-150		RPI 150+
18- 19	0- 0			0- 1		OVERALL		0- 2			0- 0		18- 16
11- 3	0- 0			0- 0		HOME		0- 0			0- 0		11- 3
4- 8	0- 0			0- 1		AWAY		0- 0			0- 0		4- 7
3- 8	0- 0			0- 0		NEUTRAL		0- 2			0- 0		3- 6
5- 10	0- 0			0- 1		NON-CONFERENCE		0- 0			0- 0		5- 9
4- 2	0- 0			0- 0		HOME		0- 0			0- 0		4- 2
0- 4	0- 0			0- 1		AWAY		0- 0			0- 0		0- 3
1- 4	0- 0			0- 0		NEUTRAL		0- 0			0- 0		1- 4
13- 9	0- 0			0- 0		CONFERENCE		0- 2			0- 0		13- 7
7- 1	0- 0			0- 0		HOME		0- 0			0- 0		7- 1
4- 4	0- 0			0- 0		AWAY		0- 0			0- 0		4- 4
2- 4	0- 0			0- 0		NEUTRAL		0- 2			0- 0		2- 2
RPI S Opponent Score				RPI S Opponent Score				RPI S Opponent Score			RPI S Opponent Score		
				45 A William & Mary 0 3				76 N Florida A&M 0 3			173 A Alabama A&M 1 3		
								76 N Florida A&M 0 3			194 H Wofford 0 3		
											199 A Morgan St. 1 3		
											199 H Morgan St. 2 3		
											207 A N.C. A&T 0 3		
											207 N N.C. A&T 0 3		
											240 N Bethune-Cookman 1 3		
											240 N Bethune-Cookman 3 0		
											247 N UNC Wilmington 1 3		
											247 N UNC Wilmington 0 3		
											250 A Va. Commonwealth 0 3		
											250 H Va. Commonwealth 1 3		
											250 N Va. Commonwealth 0 3		
											274 N Southern U. 3 1		
											275 N St. Francis (N.Y.) 1 3		
											283 H South Carolina St. 3 2		
											283 N South Carolina St. 3 0		
											285 H Citadel 3 1		
											285 H Citadel 3 0		
											287 A Alabama St. 2 3		
											287 H Alabama St. 3 1		
											287 H Alabama St. 3 1		
						LAST 10 GAMES					287 H Alabama St. 3 1		
				76 N Florida A&M 0 3				207 A N.C. A&T 0 3			290 A Howard 1 3		
				240 N Bethune-Cookman 3 0				303 A Norfolk St. 3 0			290 H Howard 3 1		
				250 N Va. Commonwealth 0 3				290 H Howard 3 1			297 A Delaware St. 3 2		
				275 N St. Francis (N.Y.) 1 3				287 H Alabama St. 3 1			297 H Delaware St. 3 0		
				199 A Morgan St. 1 3				310 H Md.-East. Shore 3 0			303 A Norfolk St. 3 0		

Non-Div. I Games:	Savannah St.	3	0
--------------------------	---------------------	----------	----------

Hampton

RPI	S	Opponent	Score	
303	A	Norfolk St.	3	0
303	H	Norfolk St.	3	0
303	H	Norfolk St.	3	0
310	A	Md.-East. Shore	3	2
310	H	Md.-East. Shore	3	0
311	A	Coppin St.	2	3
311	H	Coppin St.	3	0

Hampton

H
a
m
p
t
o
n

H
a
m
p
t
o
n

Average RPI Win:	263	WON-LOST RECORD	WINNING PCT. RANK	LAST 10 GAMES	STRENGTH OF SCHEDULE	OPP. STRENGTH OF SCHEDULE	TEAM RPI	ADJ RPI	CONF. RPI	ADJ CONF. RPI					
DIV. I ONLY		10- 16	.38462	204	1- 9	300	282	280	.35402	279	27	27			
DIV. I NON-CONF.		8- 9	.47059	180	0- 2	286	285	262	.37906	267	27	27			
<hr/>															
TOTALS	RPI 1-25	RPI 26-50		W-L RECORDS		RPI 51-100		RPI 101-150		RPI 150+					
10- 16	0- 0	0- 0		OVERALL		0- 2		1- 1		9- 13					
7- 6	0- 0	0- 0		HOME		0- 1		1- 0		6- 5					
1- 7	0- 0	0- 0		AWAY		0- 1		0- 1		1- 5					
2- 3	0- 0	0- 0		NEUTRAL		0- 0		0- 0		2- 3					
<hr/>															
8- 9	0- 0	0- 0		NON-CONFERENCE		0- 0		1- 1		7- 8					
5- 3	0- 0	0- 0		HOME		0- 0		1- 0		4- 3					
1- 3	0- 0	0- 0		AWAY		0- 0		0- 1		1- 2					
2- 3	0- 0	0- 0		NEUTRAL		0- 0		0- 0		2- 3					
<hr/>															
2- 7	0- 0	0- 0		CONFERENCE		0- 2		0- 0		2- 5					
2- 3	0- 0	0- 0		HOME		0- 1		0- 0		2- 2					
0- 4	0- 0	0- 0		AWAY		0- 1		0- 0		0- 3					
0- 0	0- 0	0- 0		NEUTRAL		0- 0		0- 0		0- 0					
<hr/>															
RPI	S	Opponent	Score	RPI	S	Opponent	Score	RPI	S	Opponent	Score				
				77 H St. Peter's				0	3	118 H Princeton	3	2			
				79 A Fairfield				0	3	120 A Robert Morris	1	3			
												169 H Lehigh	0	3	
												208 H Siena	2	3	
												220 A La Salle	1	3	
												223 A Central Conn. St.	0	3	
												234 N Hartford	0	3	
												234 N Hartford	2	3	
												246 N Stony Brook	3	1	
												252 H Drexel	3	0	
												255 H Manhattan	2	3	
												258 A Iona	1	3	
												261 H Loyola (Md.)	3	2	
												263 A Niagara	0	3	
												275 H St. Francis (N.Y.)	3	1	
												280 H Quinnipiac	2	3	
												284 H Wagner	3	0	
												293 N Oakland	0	3	
												294 A Canisius	0	3	
												295 H Sacred Heart	0	3	
								296 H Long Island	3	0					
								297 N Delaware St.	3	0					
								300 H Marist	3	0					
								304 A Lafayette	3	0					
<hr/>															
				LAST 10 GAMES											
294 A Canisius				0	3	77 H St. Peter's				0	3	297 N Delaware St.		3	0
263 A Niagara				0	3	79 A Fairfield				0	3	300 H Marist		3	0
169 H Lehigh				0	3	258 A Iona				1	3	304 A Lafayette		3	0
261 H Loyola (Md.)				3	2	220 A La Salle				1	3				
255 H Manhattan				2	3	208 H Siena				2	3				

Non-Div. I Games:

Rider

Quinnipiac

Through Games Of 2001 Final

Average RPI Win:	292	WON-LOST RECORD	WINNING PCT. RANK	LAST 10 GAMES	STRENGTH OF SCHEDULE	OPP. STRENGTH OF SCHEDULE	TEAM RPI	ADJ RPI	CONF. RPI	ADJ CONF. RPI	
Average RPI Loss:	214										
DIV. I ONLY	9- 14	.3913	202	4- 6	306	288	283	.34901	280	28	28
DIV. I NON-CONF.	4- 8	.33333	230	0- 1	296	267	283	.33981	282	29	29
<hr/>											
TOTALS	RPI 1-25	RPI 26-50		W-L RECORDS	RPI 51-100		RPI 101-150		RPI 150+		
9- 14	0- 0	0- 0		OVERALL	0- 0		0- 2		9- 12		
5- 2	0- 0	0- 0		HOME	0- 0		0- 1		5- 1		
2- 7	0- 0	0- 0		AWAY	0- 0		0- 0		2- 7		
2- 5	0- 0	0- 0		NEUTRAL	0- 0		0- 1		2- 4		
<hr/>											
4- 8	0- 0	0- 0		NON-CONFERENCE	0- 0		0- 1		4- 7		
2- 0	0- 0	0- 0		HOME	0- 0		0- 0		2- 0		
1- 4	0- 0	0- 0		AWAY	0- 0		0- 0		1- 4		
1- 4	0- 0	0- 0		NEUTRAL	0- 0		0- 1		1- 3		
<hr/>											
5- 6	0- 0	0- 0		CONFERENCE	0- 0		0- 1		5- 5		
3- 2	0- 0	0- 0		HOME	0- 0		0- 1		3- 1		
1- 3	0- 0	0- 0		AWAY	0- 0		0- 0		1- 3		
1- 1	0- 0	0- 0		NEUTRAL	0- 0		0- 0		1- 1		
<hr/>											
RPI S	Opponent	Score	RPI S	Opponent	Score	RPI S	Opponent	Score	RPI S	Opponent	Score

Non-Div. I Games:

Quinnipiac

Average RPI Win:	251	WON-LOST RECORD	WINNING PCT. RANK	LAST 10 GAMES	STRENGTH OF SCHEDULE	OPP. STRENGTH OF SCHEDULE	TEAM RPI	ADJ RPI	CONF. RPI	ADJ CONF. RPI	
Average RPI Loss:	179										
DIV. I ONLY	7- 27	.20588	278	3- 7	218	262	277	.34717	281	26	25
DIV. I NON-CONF.	4- 14	.22222	266	1- 3	161	283	261	.36883	270	21	21
<hr/>											
TOTALS	RPI 1-25	RPI 26-50		W-L RECORDS	RPI 51-100		RPI 101-150		RPI 150+		
7- 27	0- 0	0- 1		OVERALL	0- 1		0- 8		7- 17		
4- 12	0- 0	0- 0		HOME	0- 1		0- 3		4- 8		
3- 9	0- 0	0- 1		AWAY	0- 0		0- 3		3- 5		
0- 6	0- 0	0- 0		NEUTRAL	0- 0		0- 2		0- 4		
<hr/>											
4- 14	0- 0	0- 1		NON-CONFERENCE	0- 1		0- 0		4- 12		
3- 6	0- 0	0- 0		HOME	0- 1		0- 0		3- 5		
1- 4	0- 0	0- 1		AWAY	0- 0		0- 0		1- 3		
0- 4	0- 0	0- 0		NEUTRAL	0- 0		0- 0		0- 4		
<hr/>											
3- 13	0- 0	0- 0		CONFERENCE	0- 0		0- 8		3- 5		
1- 6	0- 0	0- 0		HOME	0- 0		0- 3		1- 3		
2- 5	0- 0	0- 0		AWAY	0- 0		0- 3		2- 2		
0- 2	0- 0	0- 0		NEUTRAL	0- 0		0- 2		0- 0		
<hr/>											
RPI S	Opponent	Score	RPI S	Opponent	Score	RPI S	Opponent	Score	RPI S	Opponent	Score
			31 A	Duke	0 3	87 H	Memphis	0 3	101 A	Radford	0 3
									101 H	Radford	1 3
									104 A	Liberty	0 3
									104 H	Liberty	1 3
									132 A	Winthrop	0 3
									132 H	Winthrop	1 3
									132 N	Winthrop	0 3
									132 N	Winthrop	0 3
									178 H	Campbell	1 3
									178 N	Campbell	0 3
									178 N	Campbell	1 3
									194 A	Wofford	3 2
									194 H	Wofford	2 3
									202 A	Coastal Caro.	3 2
									202 H	Coastal Caro.	1 3
									205 N	Marshall	0 3
									207 A	N.C. A&T	2 3
									207 H	N.C. A&T	3 1
									227 N	Mercer	1 3
									231 A	Charleston So.	0 3
									231 H	Charleston So.	1 3
									232 A	North Carolina St.	0 3
									244 A	UNC Asheville	2 3
									244 H	UNC Asheville	0 3
									247 H	UNC Wilmington	0 3
									254 A	Birmingham-So.	1 3
									254 H	Birmingham-So.	1 3
<hr/>											
LAST 10 GAMES			LAST 10 GAMES			LAST 10 GAMES			LAST 10 GAMES		
207 H	N.C. A&T	3 1	270 H	Jacksonville St.	2 3	244 A	UNC Asheville	2 3	207 H	N.C. A&T	3 1
132 N	Winthrop	0 3	101 H	Radford	1 3	244 H	UNC Asheville	0 3	227 N	Mercer	1 3
87 H	Memphis	0 3	202 A	Coastal Caro.	3 2	247 H	UNC Wilmington	0 3	231 A	Charleston So.	0 3
254 H	Birmingham-So.	1 3	231 A	Charleston So.	0 3	254 A	Birmingham-So.	1 3	231 H	Charleston So.	1 3
289 H	Elon	3 0	104 H	Liberty	1 3	254 H	Birmingham-So.	1 3	232 A	North Carolina St.	0 3

Non-Div. I Games:

High Point

RPI	S	Opponent	Score	
270	H	Jacksonville St.	2	3
283	H	South Carolina St.	3	0
289	A	Elon	3	0
289	H	Elon	3	0
290	H	Howard	3	0

High Point

H
i
g
h
P
o
i
n
t

H
i
g
h
P
o
i
n
t

[illegible]

Non-Div. I Games:

UNC Greensboro

Average RPI Win:	304	WON-LOST RECORD	WINNING PCT. RANK	LAST 10 GAMES	STRENGTH OF SCHEDULE	OPP. STRENGTH OF SCHEDULE	TEAM RPI	ADJ RPI	CONF. RPI	ADJ CONF. RPI				
DIV. I ONLY		11- 16	.40741	195	3- 6	305	303	284	.34309	283	30	31		
DIV. I NON-CONF.		3- 6	.33333	230	0- 0	307	291	301	.30733	299	31	30		
<hr/>														
TOTALS	RPI 1-25	RPI 26-50		W-L RECORDS		RPI 51-100		RPI 101-150		RPI 150+				
11- 16	0- 0	0- 0		OVERALL		0- 2		0- 0		11- 14				
3- 5	0- 0	0- 0		HOME		0- 1		0- 0		3- 4				
2- 7	0- 0	0- 0		AWAY		0- 1		0- 0		2- 6				
6- 4	0- 0	0- 0		NEUTRAL		0- 0		0- 0		6- 4				
<hr/>														
3- 6	0- 0	0- 0		NON-CONFERENCE		0- 0		0- 0		3- 6				
2- 2	0- 0	0- 0		HOME		0- 0		0- 0		2- 2				
1- 2	0- 0	0- 0		AWAY		0- 0		0- 0		1- 2				
0- 2	0- 0	0- 0		NEUTRAL		0- 0		0- 0		0- 2				
<hr/>														
8- 10	0- 0	0- 0		CONFERENCE		0- 2		0- 0		8- 8				
1- 3	0- 0	0- 0		HOME		0- 1		0- 0		1- 2				
1- 5	0- 0	0- 0		AWAY		0- 1		0- 0		1- 4				
6- 2	0- 0	0- 0		NEUTRAL		0- 0		0- 0		6- 2				
<hr/>														
RPI	S	Opponent	Score	RPI	S	Opponent	Score	RPI	S	Opponent	Score			
				76 A Florida A&M				0	3	178 N Campbell	0	3		
				76 H Florida A&M				0	3	199 A Morgan St.	1	3		
												199 N Morgan St.	0	3
												207 A N.C. A&T	0	3
												207 H N.C. A&T	1	3
												231 H Charleston So.	0	3
												240 A Bethune-Cookman	0	3
												240 H Bethune-Cookman	1	3
												247 H UNC Wilmington	0	3
												247 N UNC Wilmington	0	3
												278 A Hampton	2	3
												278 N Hampton	0	3
												281 A High Point	0	3
												285 A Citadel	1	3
												290 N Howard	3	1
												297 N Delaware St.	3	0
												303 A Norfolk St.	3	0
												303 H Norfolk St.	3	0
												303 N Norfolk St.	3	0
												306 A Morris Brown	3	0
								306 H Morris Brown	3	0				
								306 H Morris Brown	3	0				
								310 N Md.-East. Shore	3	0				
								310 N Md.-East. Shore	3	0				
								311 N Coppin St.	3	0				
<hr/>														
LAST 10 GAMES														
199 A Morgan St.				1	3	303 A Norfolk St.				3	0			
303 N Norfolk St.				3	0	278 A Hampton				2	3			
207 H N.C. A&T				1	3	310 N Md.-East. Shore				3	0			
240 A Bethune-Cookman				0	3	199 N Morgan St.				0	3			
76 A Florida A&M				0	3	297 N Delaware St.				3	0			
<hr/>														
Non-Div. I Games:	Savannah St.	3	0	Savannah St.	3	0	Savannah St.	3	0	Savannah St.	3	0		
South Carolina														

Average RPI Win:	285	WON-LOST	WINNING	LAST 10	STRENGTH OF	OPP. STRENGTH	TEAM	ADJ	CONF.	ADJ CONF.				
Average RPI Loss:	191	RECORD	PCT. RANK	GAMES	SCHEDULE	OF SCHEDULE	RPI	RPI	RPI	RPI				
DIV. I ONLY	6- 23	.2069	274	3- 7	238	281	285	.33966	284	28	28			
DIV. I NON-CONF.	1- 16	.05882	295	1- 1	174	247	280	.33862	283	29	29			
<hr/>														
TOTALS	RPI 1-25	RPI 26-50		W-L RECORDS		RPI 51-100		RPI 101-150		RPI 150+				
6- 23	0- 0	0- 0		OVERALL		0- 3		0- 5		6- 15				
2- 10	0- 0	0- 0		HOME		0- 1		0- 3		2- 6				
3- 7	0- 0	0- 0		AWAY		0- 0		0- 1		3- 6				
1- 6	0- 0	0- 0		NEUTRAL		0- 2		0- 1		1- 3				
<hr/>														
1- 16	0- 0	0- 0		NON-CONFERENCE		0- 3		0- 4		1- 9				
0- 5	0- 0	0- 0		HOME		0- 1		0- 3		0- 1				
1- 5	0- 0	0- 0		AWAY		0- 0		0- 0		1- 5				
0- 6	0- 0	0- 0		NEUTRAL		0- 2		0- 1		0- 3				
<hr/>														
5- 7	0- 0	0- 0		CONFERENCE		0- 0		0- 1		5- 6				
2- 5	0- 0	0- 0		HOME		0- 0		0- 0		2- 5				
2- 2	0- 0	0- 0		AWAY		0- 0		0- 1		2- 1				
1- 0	0- 0	0- 0		NEUTRAL		0- 0		0- 0		1- 0				
<hr/>														
RPI S	Opponent	Score	RPI S	Opponent	Score	RPI S	Opponent	Score	RPI S	Opponent	Score			
						54 N	Temple	0 3	103 N	Akron	0 3			
						70 N	Missouri	0 3	107 H	Cornell	0 3			
						77 H	St. Peter's	0 3	120 A	Robert Morris	1 3			
									137 H	Boston College	0 3			
									138 H	Duquesne	0 3			
									169 A	Lehigh	0 3			
									169 H	Lehigh	0 3			
									183 H	UMBC	0 3			
									183 H	UMBC	2 3			
									210 A	West Virginia	0 3			
									223 H	Central Conn. St.	1 3			
									233 A	Fairleigh Dickinson	3 0			
									252 N	Drexel	0 3			
									257 A	Colgate	0 3			
									258 A	Iona	1 3			
									263 N	Niagara	1 3			
									275 H	St. Francis (N.Y.)	1 3			
									275 N	St. Francis (N.Y.)	3 2			
									279 A	Rider	0 3			
									280 A	Quinnipiac	0 3			
									295 H	Sacred Heart	3 0			
									296 H	Long Island	3 0			
									296 H	Long Island	1 3			
									300 N	Marist	1 3			
									304 A	Lafayette	3 1			
308 A	St. Francis (Pa.)	3 1												
												LAST 10 GAMES		
												183 H	UMBC	0 3
						280 A	Quinnipiac	0 3				304 A	Lafayette	3 1
						296 H	Long Island	3 0				295 H	Sacred Heart	3 0
						223 H	Central Conn. St.	1 3				183 H	UMBC	2 3
275 H	St. Francis (N.Y.)	1 3	120 A	Robert Morris	1 3									

Non-Div. I Games:

Wagner

Average RPI Win:	302	WON-LOST RECORD	WINNING PCT. RANK	LAST 10 GAMES	STRENGTH OF SCHEDULE	OPP. STRENGTH OF SCHEDULE	TEAM RPI	ADJ RPI	CONF. RPI	ADJ CONF. RPI							
DIV. I ONLY		3- 24	.11111 297	0- 10	222	252	291	.33687 285	19	19							
DIV. I NON-CONF.		3- 4	.42857 199	0- 1	279	308	274	.36963 269	20	20							
<hr/>																	
TOTALS	RPI 1-25	RPI 26-50		W-L RECORDS		RPI 51-100		RPI 101-150		RPI 150+							
3- 24	0- 0	0- 0		OVERALL		0- 4		0- 8		3- 12							
1- 11	0- 0	0- 0		HOME		0- 2		0- 4		1- 5							
0- 13	0- 0	0- 0		AWAY		0- 2		0- 4		0- 7							
2- 0	0- 0	0- 0		NEUTRAL		0- 0		0- 0		2- 0							
<hr/>																	
3- 4	0- 0	0- 0		NON-CONFERENCE		0- 0		0- 0		3- 4							
1- 1	0- 0	0- 0		HOME		0- 0		0- 0		1- 1							
0- 3	0- 0	0- 0		AWAY		0- 0		0- 0		0- 3							
2- 0	0- 0	0- 0		NEUTRAL		0- 0		0- 0		2- 0							
<hr/>																	
0- 20	0- 0	0- 0		CONFERENCE		0- 4		0- 8		0- 8							
0- 10	0- 0	0- 0		HOME		0- 2		0- 4		0- 4							
0- 10	0- 0	0- 0		AWAY		0- 2		0- 4		0- 4							
0- 0	0- 0	0- 0		NEUTRAL		0- 0		0- 0		0- 0							
<hr/>																	
RPI S	Opponent	Score	RPI S	Opponent	Score	RPI S	Opponent	Score	RPI S	Opponent	Score						
						53 A	Col. of Charleston	0 3	109 A	Ga. Southern	0 3						
						53 H	Col. of Charleston	0 3	109 H	Ga. Southern	0 3						
						78 A	East Tenn. St.	0 3	117 A	Western Caro.	0 3						
						78 H	East Tenn. St.	0 3	117 H	Western Caro.	0 3						
						146 A	Davidson	0 3	146 H	Davidson	0 3						
						150 A	Furman	0 3	150 H	Furman	0 3						
						154 A	Chattanooga	0 3	154 H	Chattanooga	0 3						
						194 A	Wofford	0 3	194 H	Wofford	1 3						
						231 A	Charleston So.	0 3	240 H	Bethune-Cookman	1 3						
						265 A	Appalachian St.	0 3	265 H	Appalachian St.	0 3						
						278 A	Hampton	1 3	278 A	Hampton	0 3						
						282 A	UNC Greensboro	0 3	282 H	UNC Greensboro	2 3						
						283 H	South Carolina St.	3 1	311 N	Coppin St.	3 0						
						311 N	Coppin St.	3 0									
						LAST 10 GAMES											
						231 A	Charleston So.	0 3	265 H	Appalachian St.	0 3	311 N	Coppin St.	3 0			
						117 A	Western Caro.	0 3	194 H	Wofford	1 3						
						154 A	Chattanooga	0 3	282 H	UNC Greensboro	2 3						
						53 A	Col. of Charleston	0 3	146 H	Davidson	0 3						
						78 H	East Tenn. St.	0 3	109 H	Ga. Southern	0 3						
<hr/>																	
Non-Div. I Games:	Columbia (SC)	3 0	Columbia (SC)	3 0	Clark Atlanta	3 0	Limestone	3 0	Citadel	0							

Average RPI Win: 292		WON-LOST	WINNING	LAST 10	STRENGTH OF		OPP. STRENGTH	TEAM	ADJ	CONF.	ADJ CONF.
Average RPI Loss: 176		RECORD	PCT. RANK	GAMES	SCHEDULE		OF SCHEDULE	RPI	RPI	RPI	RPI
DIV. I ONLY		6- 23	.2069	274	1- 9		260	251	287	.33476	286
DIV. I NON-CONF.		4- 5	.44444	193	0- 0		288	288	265	.38215	265
TOTALS		RPI 1-25	RPI 26-50		W-L RECORDS		RPI 51-100		RPI 101-150		RPI 150+
6- 23	0- 0		0- 0		OVERALL		0- 4		0- 3		6- 16
3- 9	0- 0		0- 0		HOME		0- 2		0- 1		3- 6
2- 11	0- 0		0- 0		AWAY		0- 2		0- 2		2- 7
1- 3	0- 0		0- 0		NEUTRAL		0- 0		0- 0		1- 3
4- 5	0- 0		0- 0		NON-CONFERENCE		0- 0		0- 1		4- 4
2- 0	0- 0		0- 0		HOME		0- 0		0- 0		2- 0
1- 2	0- 0		0- 0		AWAY		0- 0		0- 1		1- 1
1- 3	0- 0		0- 0		NEUTRAL		0- 0		0- 0		1- 3
2- 18	0- 0		0- 0		CONFERENCE		0- 4		0- 2		2- 12
1- 9	0- 0		0- 0		HOME		0- 2		0- 1		1- 6
1- 9	0- 0		0- 0		AWAY		0- 2		0- 1		1- 6
0- 0	0- 0		0- 0		NEUTRAL		0- 0		0- 0		0- 0
RPI S	Opponent	Score	RPI S	Opponent	Score	RPI S	Opponent	Score	RPI S	Opponent	Score
						82 A Lamar	0	3	138 A Duquesne	1	3
						82 H Lamar	0	3	149 A Texas-Arlington	0	3
						86 A Stephen F. Austin	0	3	149 H Texas-Arlington	0	3
						86 H Stephen F. Austin	2	3	155 A Oral Roberts	0	3
									157 A Southeastern La.	0	3
									157 H Southeastern La.	0	3
									162 A Texas-San Antonio	0	3
									162 H Texas-San Antonio	0	3
									163 A McNeese St.	2	3
									163 H McNeese St.	2	3
									200 N Youngstown St.	0	3
									215 A Southwest Tex. St.	0	3
									215 H Southwest Tex. St.	2	3
									237 H Texas Southern	3	1
									242 A Sam Houston St.	2	3
									242 H Sam Houston St.	1	3
									243 N Louisiana Tech	1	3
									259 A Nicholls St.	2	3
									259 H Nicholls St.	0	3
									272 N Portland St.	0	3
									291 H Grambling	3	0
									302 A La.-Monroe	3	2
									302 H La.-Monroe	3	0
									308 N St. Francis (Pa.)	3	0
									309 A Centenary (La.)	3	0
LAST 10 GAMES											
						162 H Texas-San Antonio	0	3	157 H Southeastern La.	0	3
						215 H Southwest Tex. St.	2	3	259 H Nicholls St.	0	3
						86 H Stephen F. Austin	2	3	302 H La.-Monroe	3	0
						82 A Lamar	0	3	242 H Sam Houston St.	1	3
						163 A McNeese St.	2	3	149 H Texas-Arlington	0	3

Non-Div. I Games:

Northwestern St.

Average RPI Win:	300	WON-LOST	WINNING	LAST 10	STRENGTH OF	OPP. STRENGTH	TEAM	ADJ	CONF.	ADJ CONF.		
Average RPI Loss:	228	RECORD	PCT. RANK	GAMES	SCHEDULE	OF SCHEDULE	RPI	RPI	RPI	RPI		
DIV. I ONLY		7- 20	.25926	256	2- 8	268	309	288	.32927	287	29	29
DIV. I NON-CONF.		3- 6	.33333	230	1- 2	264	304	279	.35464	278	32	32
<hr/>												
TOTALS	RPI 1-25	RPI 26-50		W-L RECORDS		RPI 51-100		RPI 101-150		RPI 150+		
7- 20	0- 0	0- 0		OVERALL		0- 0		0- 4		7- 16		
3- 8	0- 0	0- 0		HOME		0- 0		0- 1		3- 7		
2- 9	0- 0	0- 0		AWAY		0- 0		0- 2		2- 7		
2- 3	0- 0	0- 0		NEUTRAL		0- 0		0- 1		2- 2		
3- 6	0- 0	0- 0		NON-CONFERENCE		0- 0		0- 1		3- 5		
1- 2	0- 0	0- 0		HOME		0- 0		0- 0		1- 2		
0- 3	0- 0	0- 0		AWAY		0- 0		0- 0		0- 3		
2- 1	0- 0	0- 0		NEUTRAL		0- 0		0- 1		2- 0		
4- 14	0- 0	0- 0		CONFERENCE		0- 0		0- 3		4- 11		
2- 6	0- 0	0- 0		HOME		0- 0		0- 1		2- 5		
2- 6	0- 0	0- 0		AWAY		0- 0		0- 2		2- 4		
0- 2	0- 0	0- 0		NEUTRAL		0- 0		0- 0		0- 2		
RPI S	Opponent	Score	RPI S	Opponent	Score	RPI S	Opponent	Score	RPI S	Opponent	Score	
									119 A	Alcorn St.	0 3	
									119 A	Alcorn St.	1 3	
									119 H	Alcorn St.	1 3	
									129 N	Georgia St.	0 3	
									173 A	Alabama A&M	0 3	
									173 H	Alabama A&M	0 3	
									173 H	Alabama A&M	0 3	
									237 N	Texas Southern	0 3	
									240 A	Bethune-Cookman	0 3	
									240 H	Bethune-Cookman	1 3	
									270 A	Jacksonville St.	0 3	
									271 N	Prairie View	0 3	
									274 H	Southern U.	1 3	
									274 H	Southern U.	1 3	
									278 A	Hampton	1 3	
									278 H	Hampton	3 2	
									288 A	Jackson St.	0 3	
									288 H	Jackson St.	3 1	
									291 A	Grambling	1 3	
									291 A	Grambling	2 3	
									291 H	Grambling	2 3	
									292 A	Ark.-Pine Bluff	3 1	
									306 H	Morris Brown	1 3	
									306 N	Morris Brown	3 0	
									310 N	Md.-East. Shore	3 0	
									312 A	Mississippi Val.	3 1	
									312 H	Mississippi Val.	3 0	
LAST 10 GAMES												
			237 N	Texas Southern	0 3	278 A	Hampton	1 3				
			292 A	Ark.-Pine Bluff	3 1	173 H	Alabama A&M	0 3				
			274 H	Southern U.	1 3	291 A	Grambling	1 3				
			119 A	Alcorn St.	0 3	291 A	Grambling	2 3				
			310 N	Md.-East. Shore	3 0	240 A	Bethune-Cookman	0 3				

Non-Div. I Games:

Alabama St.

RPI	S	Opponent	Score	
306	H	Morris Brown	3	0
309	N	Centenary (La.)	1	3
312	A	Mississippi Val.	3	1
312	A	Mississippi Val.	3	0
312	H	Mississippi Val.	3	0

Jackson St.

J
a
c
k
s
o
n
S
t
.

J
a
c
k
s
o
n
S
t
.

Average RPI Win: 269		WON-LOST RECORD	WINNING PCT. RANK		LAST 10 GAMES	STRENGTH OF SCHEDULE	OPP. STRENGTH OF SCHEDULE	TEAM RPI	ADJ RPI	CONF. RPI	ADJ CONF. RPI	
Average RPI Loss: 185												
DIV. I ONLY		6- 24	.2	279	0- 10	271	249	290	.32894	289	26	25
DIV. I NON-CONF.		5- 10	.33333	230	0- 3	263	273	271	.36439	272	21	21
<hr/>												
TOTALS		RPI 1-25		RPI 26-50		W-L RECORDS		RPI 51-100		RPI 101-150		RPI 150+
6- 24		0- 0		0- 0		OVERALL		0- 0		0- 9		6- 15
1- 9		0- 0		0- 0		HOME		0- 0		0- 4		1- 5
2- 11		0- 0		0- 0		AWAY		0- 0		0- 4		2- 7
3- 4		0- 0		0- 0		NEUTRAL		0- 0		0- 1		3- 3
5- 10		0- 0		0- 0		NON-CONFERENCE		0- 0		0- 2		5- 8
0- 3		0- 0		0- 0		HOME		0- 0		0- 1		0- 2
2- 4		0- 0		0- 0		AWAY		0- 0		0- 1		2- 3
3- 3		0- 0		0- 0		NEUTRAL		0- 0		0- 0		3- 3
1- 14		0- 0		0- 0		CONFERENCE		0- 0		0- 7		1- 7
1- 6		0- 0		0- 0		HOME		0- 0		0- 3		1- 3
0- 7		0- 0		0- 0		AWAY		0- 0		0- 3		0- 4
0- 1		0- 0		0- 0		NEUTRAL		0- 0		0- 1		0- 0
RPI	S	Opponent	Score	RPI	S	Opponent	Score	RPI	S	Opponent	Score	
										101 A Radford	1	3
										101 H Radford	0	3
										101 N Radford	1	3
										104 A Liberty	0	3
										104 H Liberty	2	3
										112 H Wake Forest	0	3
										117 A Western Caro.	1	3
										132 A Winthrop	0	3
										132 H Winthrop	0	3
										188 N San Francisco	0	3
										194 N Wofford	0	3
										194 N Wofford	1	3
										202 A Coastal Caro.	0	3
										202 H Coastal Caro.	0	3
										207 A N.C. A&T	2	3
										224 N Bucknell	3	2
										227 A Mercer	2	3
										231 A Charleston So.	2	3
										231 H Charleston So.	0	3
										244 A UNC Asheville	2	3
										244 H UNC Asheville	3	2
										247 H UNC Wilmington	0	3
										250 A Va. Commonwealth	3	2
										254 A Birmingham-So.	0	3
										254 H Birmingham-So.	2	3
										281 A High Point	0	3
										281 H High Point	0	3
										281 H High Point	0	3
LAST 10 GAMES												
				101 N Radford	1	3	104 A Liberty	0	3	250 A Va. Commonwealth	3	2
				254 H Birmingham-So.	2	3	231 A Charleston So.	2	3	254 A Birmingham-So.	0	3
				281 A High Point	0	3	202 A Coastal Caro.	0	3	254 H Birmingham-So.	2	3
				112 H Wake Forest	0	3	101 H Radford	0	3	281 A High Point	0	3
				117 A Western Caro.	1	3	244 A UNC Asheville	2	3	281 H High Point	0	3

Non-Div. I Games:

Elon

RPI	S	Opponent	Score	
282	A	UNC Greensboro	3	2
303	N	Norfolk St.	3	0
311	N	Coppin St.	3	0

Elon

E
l
o
n

E
l
o
n

Average RPI Win: 294		WON-LOST	WINNING	LAST 10	STRENGTH OF		OPP. STRENGTH	TEAM	ADJ	CONF.	ADJ CONF.
Average RPI Loss: 219		RECORD	PCT. RANK	GAMES	SCHEDULE		OF SCHEDULE	RPI	RPI	RPI	RPI
DIV. I ONLY		12- 25	.32432	229	5- 5		285	301	282	.32186	291
DIV. I NON-CONF.		0- 6	0	297	0- 1		310	243	310	.21539	310
TOTALS		RPI 1-25	RPI 26-50		W-L RECORDS		RPI 51-100		RPI 101-150		RPI 150+
12- 25	0- 0	0- 0		OVERALL		0- 0		0- 5		12- 20	
6- 11	0- 0	0- 0		HOME		0- 0		0- 2		6- 9	
6- 8	0- 0	0- 0		AWAY		0- 0		0- 1		6- 7	
0- 6	0- 0	0- 0		NEUTRAL		0- 0		0- 2		0- 4	
0- 6	0- 0	0- 0		NON-CONFERENCE		0- 0		0- 0		0- 6	
0- 3	0- 0	0- 0		HOME		0- 0		0- 0		0- 3	
0- 3	0- 0	0- 0		AWAY		0- 0		0- 0		0- 3	
0- 0	0- 0	0- 0		NEUTRAL		0- 0		0- 0		0- 0	
12- 19	0- 0	0- 0		CONFERENCE		0- 0		0- 5		12- 14	
6- 8	0- 0	0- 0		HOME		0- 0		0- 2		6- 6	
6- 5	0- 0	0- 0		AWAY		0- 0		0- 1		6- 4	
0- 6	0- 0	0- 0		NEUTRAL		0- 0		0- 2		0- 4	
RPI S	Opponent	Score	RPI S	Opponent	Score	RPI S	Opponent	Score	RPI S	Opponent	Score
									119 A	Alcorn St.	1 3
									119 H	Alcorn St.	1 3
									119 H	Alcorn St.	1 3
									119 N	Alcorn St.	0 3
									119 N	Alcorn St.	0 3
									173 N	Alabama A&M	0 3
									173 N	Alabama A&M	0 3
									173 N	Alabama A&M	0 3
									229 A	Samford	0 3
									237 A	Texas Southern	0 3
									237 A	Texas Southern	0 3
									237 H	Texas Southern	0 3
									237 H	Texas Southern	2 3
									237 N	Texas Southern	0 3
									243 A	Louisiana Tech	0 3
									243 H	Louisiana Tech	0 3
									243 H	Louisiana Tech	0 3
									243 H	Louisiana Tech	0 3
									271 H	Prairie View	1 3
									271 H	Prairie View	1 3
									274 A	Southern U.	3 0
									274 H	Southern U.	0 3
									286 A	Northwestern St.	0 3
									287 A	Alabama St.	3 2
									287 H	Alabama St.	3 2
									287 H	Alabama St.	3 1
									288 A	Jackson St.	1 3
LAST 10 GAMES											
			173 N	Alabama A&M	0 3		237 H	Texas Southern	0 3		
			229 A	Samford	0 3		237 H	Texas Southern	2 3		
			312 A	Mississippi Val.	3 1		292 A	Ark.-Pine Bluff	3 0		
			119 A	Alcorn St.	1 3		292 A	Ark.-Pine Bluff	3 1		
			274 A	Southern U.	3 0		287 H	Alabama St.	3 1		

Non-Div. I Games: Southern Ark. 0 3 Southern Ark. 0 3

Grambling

Grambling

Average RPI Win: 312		WON-LOST RECORD		WINNING PCT. RANK		LAST 10 GAMES		STRENGTH OF SCHEDULE		OPP. STRENGTH OF SCHEDULE		TEAM RPI		ADJ RPI		CONF. RPI		ADJ CONF. RPI		
Average RPI Loss: 233																				
DIV. I ONLY		4- 15		.21053 273		2- 8		292		311		300		.3137 292		29		29		
DIV. I NON-CONF.		0- 0		0 297		0- 0		312		312		312		-.0028 312		32		32		
TOTALS		RPI 1-25		RPI 26-50		W-L RECORDS		RPI 51-100		RPI 101-150		RPI 150+								
4- 15		0- 0		0- 0		OVERALL		0- 0		0- 4		4- 11								
2- 11		0- 0		0- 0		HOME		0- 0		0- 2		2- 9								
2- 4		0- 0		0- 0		AWAY		0- 0		0- 2		2- 2								
0- 0		0- 0		0- 0		NEUTRAL		0- 0		0- 0		0- 0								
0- 0		0- 0		0- 0		NON-CONFERENCE		0- 0		0- 0		0- 0								
0- 0		0- 0		0- 0		HOME		0- 0		0- 0		0- 0								
0- 0		0- 0		0- 0		AWAY		0- 0		0- 0		0- 0								
0- 0		0- 0		0- 0		NEUTRAL		0- 0		0- 0		0- 0								
4- 15		0- 0		0- 0		CONFERENCE		0- 0		0- 4		4- 11								
2- 11		0- 0		0- 0		HOME		0- 0		0- 2		2- 9								
2- 4		0- 0		0- 0		AWAY		0- 0		0- 2		2- 2								
0- 0		0- 0		0- 0		NEUTRAL		0- 0		0- 0		0- 0								
RPI S	Opponent	Score		RPI S	Opponent	Score		RPI S	Opponent	Score		RPI S	Opponent	Score						
										119 A	Alcorn St.		0	3						
										119 A	Alcorn St.		0	3						
										119 H	Alcorn St.		0	3						
										119 H	Alcorn St.		0	3						
										237 H	Texas Southern		0	3						
										237 H	Texas Southern		0	3						
										271 H	Prairie View		0	3						
										271 H	Prairie View		0	3						
										274 H	Southern U.		0	3						
										274 H	Southern U.		1	3						
										287 H	Alabama St.		1	3						
										291 A	Grambling		2	3						
										291 A	Grambling		1	3						
										291 H	Grambling		0	3						
										291 H	Grambling		1	3						
										312 A	Mississippi Val.		3	0						
										312 A	Mississippi Val.		3	1						
										312 H	Mississippi Val.		3	1						
										312 H	Mississippi Val.		3	1						
LAST 10 GAMES																				
										287 H	Alabama St.		1	3						
										312 A	Mississippi Val.		3	1						
										291 H	Grambling		0	3						
										291 H	Grambling		1	3						
										271 H	Prairie View		0	3						
										271 H	Prairie View		0	3						

Non-Div. I Games: Central Ark.

0 3

Ark.-Pine Bluff

Average RPI Win:	285	WON-LOST RECORD	WINNING PCT. RANK	LAST 10 GAMES	STRENGTH OF SCHEDULE	OPP. STRENGTH OF SCHEDULE	TEAM RPI	ADJ RPI	CONF. RPI	ADJ CONF. RPI	
Average RPI Loss:	191										
DIV. I ONLY	6- 21	.22222	270	1- 9	295	279	294	.31359	293	31	30
DIV. I NON-CONF.	4- 11	.26667	257	0- 4	183	240	252	.39913	251	28	28
<hr/>											
TOTALS	RPI 1-25	RPI 26-50		W-L RECORDS		RPI 51-100		RPI 101-150		RPI 150+	
6- 21	0- 0	0- 0		OVERALL		0- 3		0- 4		6- 14	
2- 8	0- 0	0- 0		HOME		0- 1		0- 1		2- 6	
0- 12	0- 0	0- 0		AWAY		0- 1		0- 3		0- 8	
4- 1	0- 0	0- 0		NEUTRAL		0- 1		0- 0		4- 0	
<hr/>											
4- 11	0- 0	0- 0		NON-CONFERENCE		0- 3		0- 4		4- 4	
0- 4	0- 0	0- 0		HOME		0- 1		0- 1		0- 2	
0- 6	0- 0	0- 0		AWAY		0- 1		0- 3		0- 2	
4- 1	0- 0	0- 0		NEUTRAL		0- 1		0- 0		4- 0	
<hr/>											
2- 10	0- 0	0- 0		CONFERENCE		0- 0		0- 0		2- 10	
2- 4	0- 0	0- 0		HOME		0- 0		0- 0		2- 4	
0- 6	0- 0	0- 0		AWAY		0- 0		0- 0		0- 6	
0- 0	0- 0	0- 0		NEUTRAL		0- 0		0- 0		0- 0	
<hr/>											
RPI S	Opponent	Score	RPI S	Opponent	Score	RPI S	Opponent	Score	RPI S	Opponent	Score
						80 H	Bowling Green	0 3	106 A	Toledo	0 3
						91 N	Towson	2 3	111 A	Eastern Mich.	0 3
						99 A	Michigan	0 3	111 H	Eastern Mich.	0 3
									120 A	Robert Morris	0 3
									155 A	Oral Roberts	0 3
									155 H	Oral Roberts	0 3
									164 H	Wis.-Green Bay	0 3
									201 A	Cleveland St.	0 3
									225 A	Valparaiso	0 3
									225 H	Valparaiso	0 3
									230 A	Central Mich.	0 3
									230 H	Central Mich.	0 3
									263 N	Niagara	3 0
									267 A	UMKC	1 3
									267 H	UMKC	1 3
									273 A	IUPUI	1 3
									273 H	IUPUI	3 2
									279 N	Rider	3 0
									294 N	Canisius	3 0
									297 N	Delaware St.	3 0
									301 A	Western Ill.	0 3
									301 H	Western Ill.	2 3
									305 A	Chicago St.	2 3
									305 H	Chicago St.	3 0
									LAST 10 GAMES		
			111 H	Eastern Mich.	0 3	111 A	Eastern Mich.	0 3			
			155 H	Oral Roberts	0 3	273 H	IUPUI	3 2			
			267 H	UMKC	1 3	225 H	Valparaiso	0 3			
			301 A	Western Ill.	0 3	230 A	Central Mich.	0 3			
			305 A	Chicago St.	2 3	106 A	Toledo	0 3			

Non-Div. I Games: IPFW

2 3

Oakland

Average RPI Win: 299		WON-LOST	WINNING	LAST 10	STRENGTH OF		OPP. STRENGTH	TEAM	ADJ	CONF.	ADJ CONF.
Average RPI Loss: 212		RECORD	PCT. RANK	GAMES	SCHEDULE		OF SCHEDULE	RPI	RPI	RPI	RPI
DIV. I ONLY		4- 17	.19048	284	2- 7		290	289	296	.31152	294
DIV. I NON-CONF.		2- 9	.18182	276	0- 1		283	293	300	.3083	298
TOTALS		RPI 1-25	RPI 26-50		W-L RECORDS		RPI 51-100		RPI 101-150		RPI 150+
4- 17	0- 0	0- 0		OVERALL		0- 3		0- 1		4- 13	
2- 4	0- 0	0- 0		HOME		0- 1		0- 0		2- 3	
2- 8	0- 0	0- 0		AWAY		0- 1		0- 0		2- 7	
0- 5	0- 0	0- 0		NEUTRAL		0- 1		0- 1		0- 3	
2- 9	0- 0	0- 0		NON-CONFERENCE		0- 1		0- 1		2- 7	
1- 0	0- 0	0- 0		HOME		0- 0		0- 0		1- 0	
1- 4	0- 0	0- 0		AWAY		0- 0		0- 0		1- 4	
0- 5	0- 0	0- 0		NEUTRAL		0- 1		0- 1		0- 3	
2- 8	0- 0	0- 0		CONFERENCE		0- 2		0- 0		2- 6	
1- 4	0- 0	0- 0		HOME		0- 1		0- 0		1- 3	
1- 4	0- 0	0- 0		AWAY		0- 1		0- 0		1- 3	
0- 0	0- 0	0- 0		NEUTRAL		0- 0		0- 0		0- 0	
RPI S	Opponent	Score	RPI S	Opponent	Score	RPI S	Opponent	Score	RPI S	Opponent	Score
						77 A	St. Peter's	0 3	126 N	St. John's (N.Y.)	0 3
						79 H	Fairfield	0 3	177 A	Syracuse	0 3
						91 N	Towson	1 3	201 A	Cleveland St.	0 3
									208 A	Siena	0 3
									246 N	Stony Brook	0 3
									255 A	Manhattan	0 3
									256 A	Buffalo	0 3
									258 H	Iona	1 3
									261 H	Loyola (Md.)	1 3
									263 A	Niagara	0 3
									263 H	Niagara	1 3
									276 A	Binghamton	0 3
									276 N	Binghamton	2 3
									279 H	Rider	3 0
									293 N	Oakland	0 3
									300 A	Marist	3 2
									308 A	St. Francis (Pa.)	3 0
									308 H	St. Francis (Pa.)	3 0
LAST 10 GAMES											
						279 H	Rider	3 0	258 H	Iona	1 3
						261 H	Loyola (Md.)	1 3	79 H	Fairfield	0 3
						77 A	St. Peter's	0 3	300 A	Marist	3 2
						255 A	Manhattan	0 3	208 A	Siena	0 3
						177 A	Syracuse	0 3	276 A	Binghamton	0 3

Non-Div. I Games:

Canisius

Average RPI Win:	294	WON-LOST RECORD	WINNING PCT. RANK	LAST 10 GAMES	STRENGTH OF SCHEDULE	OPP. STRENGTH OF SCHEDULE	TEAM RPI	ADJ RPI	CONF. RPI	ADJ CONF. RPI										
DIV. I ONLY		7- 22	.24138 262	2- 8	291	297	292	.31029 295	28	28										
DIV. I NON-CONF.		5- 12	.29412 252	1- 2	278	294	281	.33679 284	29	29										
<hr/>																				
TOTALS	RPI 1-25	RPI 26-50		W-L RECORDS	RPI 51-100		RPI 101-150		RPI 150+											
7- 22	0- 0	0- 0		OVERALL	0- 1		0- 4		7- 17											
1- 5	0- 0	0- 0		HOME	0- 0		0- 1		1- 4											
2- 11	0- 0	0- 0		AWAY	0- 0		0- 2		2- 9											
4- 6	0- 0	0- 0		NEUTRAL	0- 1		0- 1		4- 4											
<hr/>																				
5- 12	0- 0	0- 0		NON-CONFERENCE	0- 1		0- 2		5- 9											
0- 2	0- 0	0- 0		HOME	0- 0		0- 1		0- 1											
2- 6	0- 0	0- 0		AWAY	0- 0		0- 1		2- 5											
3- 4	0- 0	0- 0		NEUTRAL	0- 1		0- 0		3- 3											
<hr/>																				
2- 10	0- 0	0- 0		CONFERENCE	0- 0		0- 2		2- 8											
1- 3	0- 0	0- 0		HOME	0- 0		0- 0		1- 3											
0- 5	0- 0	0- 0		AWAY	0- 0		0- 1		0- 4											
1- 2	0- 0	0- 0		NEUTRAL	0- 0		0- 1		1- 1											
<hr/>																				
RPI S	Opponent	Score	RPI S	Opponent	Score	RPI S	Opponent	Score	RPI S	Opponent	Score									
						63 N	Brown	2 3	120 A	Robert Morris	0 3									
						120 N	Robert Morris	0 3												
						126 A	St. John's (N.Y.)	0 3												
						137 H	Boston College	0 3												
						175 A	Yale	0 3												
						183 H	UMBC	0 3												
						199 A	Morgan St.	0 3												
						223 H	Central Conn. St.	1 3												
						233 A	Fairleigh Dickinson	1 3												
						251 A	Holy Cross	0 3												
						251 H	Holy Cross	2 3												
						252 N	Drexel	0 3												
						258 A	Iona	1 3												
						258 N	Iona	1 3												
						258 N	Iona	1 3												
						269 A	Albany (N.Y.)	2 3												
						275 H	St. Francis (N.Y.)	3 2												
						275 N	St. Francis (N.Y.)	3 0												
						279 A	Rider	3 0												
						280 A	Quinnipiac	1 3												
						284 A	Wagner	0 3												
						LAST 10 GAMES						296 H	Long Island	2 3	296 N	Long Island	0 3			
												307 N	Vermont	3 0	296 H	Long Island	2 3			
												258 A	Iona	1 3	137 H	Boston College	0 3	300 A	Marist	3 0
												223 H	Central Conn. St.	1 3	284 A	Wagner	0 3	307 N	Vermont	3 0
120 A	Robert Morris	0 3	233 A	Fairleigh Dickinson	1 3							308 A	St. Francis (Pa.)	1 3						
308 A	St. Francis (Pa.)	1 3	275 H	St. Francis (N.Y.)	3 2							310 N	Md.-East. Shore	3 0						

Non-Div. I Games:

Sacred Heart

RPI	S	Opponent	Score	
311	N	Coppin St.	3	0

Sacred Heart

S
a
c
r
e
d
H
e
a
r
t

S
a
c
r
e
d
H
e
a
r
t

Average RPI Win:	299	WON-LOST RECORD	WINNING PCT. RANK	LAST 10 GAMES	STRENGTH OF SCHEDULE	OPP. STRENGTH OF SCHEDULE	TEAM RPI	ADJ RPI	CONF. RPI	ADJ CONF. RPI				
215	7- 23	.23333	264	3- 7	294	291	293	.30812	296	28	28			
DIV. I ONLY	3- 14	.17647	278	2- 1	250	298	296	.31999	292	29	29			
DIV. I NON-CONF.														
<hr/>														
TOTALS	RPI 1-25	RPI 26-50		W-L RECORDS	RPI 51-100		RPI 101-150		RPI 150+					
7- 23	0- 0	0- 0		OVERALL	0- 1		0- 5		7- 17					
4- 7	0- 0	0- 0		HOME	0- 0		0- 2		4- 5					
2- 9	0- 0	0- 0		AWAY	0- 1		0- 0		2- 8					
1- 7	0- 0	0- 0		NEUTRAL	0- 0		0- 3		1- 4					
<hr/>														
3- 14	0- 0	0- 0		NON-CONFERENCE	0- 1		0- 4		3- 9					
3- 3	0- 0	0- 0		HOME	0- 0		0- 1		3- 2					
0- 5	0- 0	0- 0		AWAY	0- 1		0- 0		0- 4					
0- 6	0- 0	0- 0		NEUTRAL	0- 0		0- 3		0- 3					
<hr/>														
4- 9	0- 0	0- 0		CONFERENCE	0- 0		0- 1		4- 8					
1- 4	0- 0	0- 0		HOME	0- 0		0- 1		1- 3					
2- 4	0- 0	0- 0		AWAY	0- 0		0- 0		2- 4					
1- 1	0- 0	0- 0		NEUTRAL	0- 0		0- 0		1- 1					
<hr/>														
RPI S	Opponent	Score	RPI S	Opponent	Score	RPI S	Opponent	Score	RPI S	Opponent	Score			
						92 A	Miami (Fla.)	0 3	107 N	Cornell	0 3			
						118 N	Princeton	1 3						
						120 H	Robert Morris	0 3						
						126 H	St. John's (N.Y.)	0 3						
						137 N	Boston College	0 3						
						172 N	UAB	0 3						
						183 A	UMBC	0 3						
						194 N	Wofford	0 3						
						223 H	Central Conn. St.	2 3						
						233 A	Fairleigh Dickinson	0 3						
						246 A	Stony Brook	2 3						
						251 A	Holy Cross	1 3						
						252 H	Drexel	2 3						
						258 H	Iona	2 3						
						258 N	Iona	0 3						
						275 A	St. Francis (N.Y.)	2 3						
						275 H	St. Francis (N.Y.)	0 3						
						279 A	Rider	0 3						
						280 H	Quinnipiac	1 3						
						280 N	Quinnipiac	1 3						
						284 A	Wagner	3 1						
						LAST 10 GAMES			284 A	Wagner	0 3			
									183 A	UMBC	0 3	295 A	Sacred Heart	3 2
									284 A	Wagner	0 3	295 N	Sacred Heart	3 0
									233 A	Fairleigh Dickinson	0 3	297 H	Delaware St.	3 0
									295 A	Sacred Heart	3 2	300 A	Marist	0 3
									280 H	Quinnipiac	1 3	307 H	Vermont	3 0
									223 H	Central Conn. St.	2 3	307 H	Vermont	3 0

Non-Div. I Games:

Long Island

RPI	S	Opponent	Score	
307	H	Vermont	3	0
308	H	St. Francis (Pa.)	3	2

Long Island

L
o
n
g
I
s
l
a
n
d

L
o
n
g
I
s
l
a
n
d

Average RPI Win:	307	WON-LOST RECORD	WINNING PCT. RANK	LAST 10 GAMES	STRENGTH OF SCHEDULE	OPP. STRENGTH OF SCHEDULE	TEAM RPI	ADJ RPI	CONF. RPI	ADJ CONF. RPI					
Average RPI Loss:	239														
DIV. I ONLY	6- 18	.25	258	2- 7	304	312	303	.29914	297	30	31				
DIV. I NON-CONF.	0- 5	0	297	0- 2	257	302	309	.28317	304	31	30				
<hr/>															
TOTALS	RPI 1-25	RPI 26-50		W-L RECORDS	RPI 51-100		RPI 101-150		RPI 150+						
6- 18	0- 0	0- 0		OVERALL	0- 2		0- 1		6- 15						
0- 4	0- 0	0- 0		HOME	0- 0		0- 0		0- 4						
5- 7	0- 0	0- 0		AWAY	0- 0		0- 1		5- 6						
1- 7	0- 0	0- 0		NEUTRAL	0- 2		0- 0		1- 5						
<hr/>															
0- 5	0- 0	0- 0		NON-CONFERENCE	0- 0		0- 1		0- 4						
0- 0	0- 0	0- 0		HOME	0- 0		0- 0		0- 0						
0- 3	0- 0	0- 0		AWAY	0- 0		0- 1		0- 2						
0- 2	0- 0	0- 0		NEUTRAL	0- 0		0- 0		0- 2						
<hr/>															
6- 13	0- 0	0- 0		CONFERENCE	0- 2		0- 0		6- 11						
0- 4	0- 0	0- 0		HOME	0- 0		0- 0		0- 4						
5- 4	0- 0	0- 0		AWAY	0- 0		0- 0		5- 4						
1- 5	0- 0	0- 0		NEUTRAL	0- 2		0- 0		1- 3						
<hr/>															
RPI S	Opponent	Score	RPI S	Opponent	Score	RPI S	Opponent	Score	RPI S	Opponent	Score				
						76 N	Florida A&M	0	3	120 A	Robert Morris	0	3		
						76 N	Florida A&M	0	3	199 A	Morgan St.	0	3		
						199 H	Morgan St.	0	3	207 N	N.C. A&T	0	3		
						240 N	Bethune-Cookman	0	3	275 A	St. Francis (N.Y.)	0	3		
						278 A	Hampton	0	3	278 H	Hampton	2	3		
						279 N	Rider	0	3	283 N	South Carolina St.	0	3		
						290 A	Howard	1	3	290 H	Howard	0	3		
						293 N	Oakland	0	3	296 A	Long Island	0	3		
						303 A	Norfolk St.	3	2	303 A	Norfolk St.	3	2		
						303 A	Norfolk St.	3	0	310 A	Md.-East. Shore	1	3		
						310 A	Md.-East. Shore	3	1	311 A	Coppin St.	3	2		
						311 H	Coppin St.	0	3	311 N	Coppin St.	3	2		
						LAST 10 GAMES						275 A	St. Francis (N.Y.)	0	3
						76 N	Florida A&M	0	3	199 A	Morgan St.	0	3		
						311 N	Coppin St.	3	2	311 A	Coppin St.	3	2		
						311 H	Coppin St.	0	3	278 A	Hampton	0	3		
						310 A	Md.-East. Shore	1	3	303 A	Norfolk St.	3	0		
						296 A	Long Island	0	3						

Non-Div. I Games: Lincoln (PA) 3 1 Lincoln (PA) 3 1

Delaware St.

[illegible]

Non-Div. I Games:	Trevecca Nazarene	0	3	Fisk	3	0
-------------------	-------------------	---	---	------	---	---

Tennessee St.

Average RPI Win:	299	WON-LOST RECORD	WINNING PCT. RANK	LAST 10 GAMES	STRENGTH OF SCHEDULE	OPP. STRENGTH OF SCHEDULE	TEAM RPI	ADJ RPI	CONF. RPI	ADJ CONF. RPI	
Average RPI Loss:	202										
DIV. I ONLY	2- 22	.08333	303	1- 9	249	274	297	.29663	299	32	32
DIV. I NON-CONF.	1- 18	.05263	296	0- 6	178	269	284	.31893	293	30	31
<hr/>											
TOTALS	RPI 1-25	RPI 26-50		W-L RECORDS	RPI 51-100		RPI 101-150		RPI 150+		
2- 22	0- 0	0- 0		OVERALL	0- 3		0- 2		2- 17		
0- 4	0- 0	0- 0		HOME	0- 0		0- 1		0- 3		
0- 12	0- 0	0- 0		AWAY	0- 3		0- 1		0- 8		
2- 6	0- 0	0- 0		NEUTRAL	0- 0		0- 0		2- 6		
<hr/>											
1- 18	0- 0	0- 0		NON-CONFERENCE	0- 3		0- 2		1- 13		
0- 4	0- 0	0- 0		HOME	0- 0		0- 1		0- 3		
0- 10	0- 0	0- 0		AWAY	0- 3		0- 1		0- 6		
1- 4	0- 0	0- 0		NEUTRAL	0- 0		0- 0		1- 4		
<hr/>											
1- 4	0- 0	0- 0		CONFERENCE	0- 0		0- 0		1- 4		
0- 0	0- 0	0- 0		HOME	0- 0		0- 0		0- 0		
0- 2	0- 0	0- 0		AWAY	0- 0		0- 0		0- 2		
1- 2	0- 0	0- 0		NEUTRAL	0- 0		0- 0		1- 2		
<hr/>											
RPI S	Opponent	Score	RPI S	Opponent	Score	RPI S	Opponent	Score	RPI S	Opponent	Score
						78 A	East Tenn. St.	0 3	128 A	Tenn.-Martin	0 3
						90 A	Western Ky.	0 3	128 H	Tenn.-Martin	0 3
						94 A	UCF	0 3	154 N	Chattanooga	0 3
									154 N	Chattanooga	0 3
									173 A	Alabama A&M	1 3
									173 H	Alabama A&M	1 3
									213 N	Tex. A&M-Corp. Chris	0 3
									222 A	Eastern Ky.	0 3
									222 H	Eastern Ky.	0 3
									226 A	Tex.-Pan American	0 3
									227 N	Mercer	0 3
									238 A	Tennessee Tech	0 3
									240 A	Bethune-Cookman	0 3
									254 A	Birmingham-So.	0 3
									262 A	Stetson	0 3
									262 N	Stetson	0 3
									288 N	Jackson St.	3 1
									298 A	Tennessee St.	0 3
									298 H	Tennessee St.	0 3
									309 N	Centenary (La.)	0 3
									309 N	Centenary (La.)	3 2
			LAST 10 GAMES								
			309 N	Centenary (La.)	3 2	173 A	Alabama A&M	1 3			
			213 N	Tex. A&M-Corp. Chris	0 3	262 A	Stetson	0 3			
			226 A	Tex.-Pan American	0 3	298 A	Tennessee St.	0 3			
			309 N	Centenary (La.)	0 3	90 A	Western Ky.	0 3			
			238 A	Tennessee Tech	0 3	173 H	Alabama A&M	1 3			

Non-Div. I Games: Cumberland (TN) 2 3

Lipscomb

Average RPI Win: 296		WON-LOST RECORD		WINNING PCT. RANK		LAST 10 GAMES		STRENGTH OF SCHEDULE		OPP. STRENGTH OF SCHEDULE		TEAM RPI		ADJ RPI		CONF. RPI		ADJ CONF. RPI	
DIV. I ONLY		3- 23		.11538 296		2- 8		273		285		302		.28819 300		27		27	
DIV. I NON-CONF.		3- 13		.1875 275		2- 2		248		284		290		.32466 290		27		27	
TOTALS		RPI 1-25		RPI 26-50		W-L RECORDS		RPI 51-100		RPI 101-150		RPI 150+							
3- 23		0- 0		0- 0		OVERALL		0- 4		0- 0		3- 19							
1- 10		0- 0		0- 0		HOME		0- 2		0- 0		1- 8							
0- 9		0- 0		0- 0		AWAY		0- 1		0- 0		0- 8							
2- 4		0- 0		0- 0		NEUTRAL		0- 1		0- 0		2- 3							
3- 13		0- 0		0- 0		NON-CONFERENCE		0- 2		0- 0		3- 11							
1- 6		0- 0		0- 0		HOME		0- 1		0- 0		1- 5							
0- 4		0- 0		0- 0		AWAY		0- 0		0- 0		0- 4							
2- 3		0- 0		0- 0		NEUTRAL		0- 1		0- 0		2- 2							
0- 10		0- 0		0- 0		CONFERENCE		0- 2		0- 0		0- 8							
0- 4		0- 0		0- 0		HOME		0- 1		0- 0		0- 3							
0- 5		0- 0		0- 0		AWAY		0- 1		0- 0		0- 4							
0- 1		0- 0		0- 0		NEUTRAL		0- 0		0- 0		0- 1							
RPI	S	Opponent		Score	RPI	S	Opponent		Score	RPI	S	Opponent		Score					
							77	H St. Peter's	0 3			161	A Army	0 3					
							79	A Fairfield	0 3			169	H Lehigh	0 3					
							91	H Towson	0 3			175	A Yale	0 3					
							97	N Hofstra	0 3			208	A Siena	0 3					
												223	H Central Conn. St.	0 3					
												224	H Bucknell	1 3					
												234	N Hartford	2 3					
												251	A Holy Cross	1 3					
												255	H Manhattan	1 3					
												257	A Colgate	0 3					
												258	A Iona	0 3					
												261	A Loyola (Md.)	1 3					
												263	H Niagara	1 3					
												263	N Niagara	1 3					
												276	H Binghamton	2 3					
												276	N Binghamton	0 3					
												279	A Rider	0 3					
												284	N Wagner	3 1					
												294	H Canisius	2 3					
												295	H Sacred Heart	0 3					
												296	H Long Island	3 0					
												307	N Vermont	3 1					
LAST 10 GAMES																			
							276	H Binghamton	2 3			79	A Fairfield	0 3					
							296	H Long Island	3 0			276	N Binghamton	0 3					
							255	H Manhattan	1 3			307	N Vermont	3 1					
							77	H St. Peter's	0 3			294	H Canisius	2 3					
							258	A Iona	0 3			263	H Niagara	1 3					

Non-Div. I Games:

Marist

Average RPI Win: 290		WON-LOST	WINNING	LAST 10	STRENGTH OF		OPP. STRENGTH	TEAM	ADJ	CONF.	ADJ CONF.
Average RPI Loss: 201		RECORD	PCT. RANK	GAMES	SCHEDULE		OF SCHEDULE	RPI	RPI	RPI	RPI
DIV. I ONLY		4- 19	.17391	287	2- 8		309	259	306	.28494	301
DIV. I NON-CONF.		0- 11	0	297	0- 3		259	169	302	.29729	301
TOTALS		RPI 1-25	RPI 26-50		W-L RECORDS		RPI 51-100		RPI 101-150		RPI 150+
4- 19	0- 0	0- 0		OVERALL		0- 2		0- 1		4- 16	
3- 6	0- 0	0- 0		HOME		0- 1		0- 0		3- 5	
1- 10	0- 0	0- 0		AWAY		0- 1		0- 1		1- 8	
0- 3	0- 0	0- 0		NEUTRAL		0- 0		0- 0		0- 3	
0- 11	0- 0	0- 0		NON-CONFERENCE		0- 2		0- 1		0- 8	
0- 3	0- 0	0- 0		HOME		0- 1		0- 0		0- 2	
0- 5	0- 0	0- 0		AWAY		0- 1		0- 1		0- 3	
0- 3	0- 0	0- 0		NEUTRAL		0- 0		0- 0		0- 3	
4- 8	0- 0	0- 0		CONFERENCE		0- 0		0- 0		4- 8	
3- 3	0- 0	0- 0		HOME		0- 0		0- 0		3- 3	
1- 5	0- 0	0- 0		AWAY		0- 0		0- 0		1- 5	
0- 0	0- 0	0- 0		NEUTRAL		0- 0		0- 0		0- 0	
RPI S	Opponent	Score	RPI S	Opponent	Score	RPI S	Opponent	Score	RPI S	Opponent	Score
						73 A	Bradley	0 3	121 A	Eastern Ill.	0 3
						73 H	Bradley	0 3	151 A	Southeast Mo. St.	0 3
									155 A	Oral Roberts	0 3
									155 H	Oral Roberts	0 3
									174 H	Southern Ill.	0 3
									179 N	Austin Peay	0 3
									191 A	Iowa	0 3
									197 A	Iowa St.	0 3
									225 A	Valparaiso	1 3
									225 H	Valparaiso	0 3
									248 N	Middle Tenn.	0 3
									266 H	Drake	1 3
									266 N	Drake	2 3
									267 A	UMKC	2 3
									267 H	UMKC	3 2
									273 A	IUPUI	0 3
									273 H	IUPUI	2 3
									293 A	Oakland	3 2
									293 H	Oakland	3 0
									305 A	Chicago St.	2 3
									305 H	Chicago St.	3 1
LAST 10 GAMES											
						191 A	Iowa	0 3	73 H	Bradley	0 3
						273 H	IUPUI	2 3	155 A	Oral Roberts	0 3
						225 H	Valparaiso	0 3	267 A	UMKC	2 3
						121 A	Eastern Ill.	0 3	305 H	Chicago St.	3 1
						293 H	Oakland	3 0	225 A	Valparaiso	1 3

Non-Div. I Games:

Western Ill.

[illegible]

Non-Div. I Games:

La.-Monroe

Average RPI Win:	311	WON-LOST	WINNING	LAST 10	STRENGTH OF	OPP. STRENGTH	TEAM	ADJ	CONF.	ADJ CONF.	
Average RPI Loss:	232	RECORD	PCT. RANK	GAMES	SCHEDULE	OF SCHEDULE	RPI	RPI	RPI	RPI	
DIV. I ONLY		2- 20	.09091 300	0- 10	266	310	305	.2838 303	30	31	
DIV. I NON-CONF.		0- 3	0 297	0- 1	164	237	292	.34699 281	31	30	
<hr/>											
TOTALS	RPI 1-25	RPI 26-50		W-L RECORDS		RPI 51-100		RPI 101-150		RPI 150+	
2- 20	0- 0	0- 1		OVERALL		0- 2		0- 0		2- 17	
2- 9	0- 0	0- 0		HOME		0- 0		0- 0		2- 9	
0- 8	0- 0	0- 1		AWAY		0- 2		0- 0		0- 5	
0- 3	0- 0	0- 0		NEUTRAL		0- 0		0- 0		0- 3	
<hr/>											
0- 3	0- 0	0- 1		NON-CONFERENCE		0- 0		0- 0		0- 2	
0- 0	0- 0	0- 0		HOME		0- 0		0- 0		0- 0	
0- 1	0- 0	0- 1		AWAY		0- 0		0- 0		0- 0	
0- 2	0- 0	0- 0		NEUTRAL		0- 0		0- 0		0- 2	
<hr/>											
2- 17	0- 0	0- 0		CONFERENCE		0- 2		0- 0		2- 15	
2- 9	0- 0	0- 0		HOME		0- 0		0- 0		2- 9	
0- 7	0- 0	0- 0		AWAY		0- 2		0- 0		0- 5	
0- 1	0- 0	0- 0		NEUTRAL		0- 0		0- 0		0- 1	
<hr/>											
RPI S	Opponent	Score	RPI S	Opponent	Score	RPI S	Opponent	Score	RPI S	Opponent	Score
			45 A	William & Mary	0 3	76 A	Florida A&M	0 3	194 N	Wofford	0 3
						76 A	Florida A&M	0 3	199 H	Morgan St.	0 3
									207 A	N.C. A&T	0 3
									207 H	N.C. A&T	0 3
									240 A	Bethune-Cookman	0 3
									240 A	Bethune-Cookman	0 3
									278 A	Hampton	0 3
									278 A	Hampton	0 3
									278 H	Hampton	0 3
									278 H	Hampton	0 3
									283 H	South Carolina St.	0 3
									283 N	South Carolina St.	0 3
									289 N	Elon	0 3
									290 H	Howard	0 3
									297 H	Delaware St.	2 3
									297 H	Delaware St.	2 3
									297 H	Delaware St.	0 3
									310 H	Md.-East. Shore	3 2
									311 H	Coppin St.	3 0
<hr/>											
LAST 10 GAMES											
			283 N	South Carolina St.	0 3	297 H	Delaware St.	2 3			
			278 H	Hampton	0 3	283 H	South Carolina St.	0 3			
			207 A	N.C. A&T	0 3	297 H	Delaware St.	2 3			
			45 A	William & Mary	0 3	278 H	Hampton	0 3			
			297 H	Delaware St.	0 3	207 H	N.C. A&T	0 3			

Non-Div. I Games:

Norfolk St.

Average RPI Win:	0	WON-LOST	WINNING	LAST 10	STRENGTH OF	OPP. STRENGTH	TEAM	ADJ	CONF.	ADJ CONF.	
Average RPI Loss:	204	RECORD	PCT. RANK	GAMES	SCHEDULE	OF SCHEDULE	RPI	RPI	RPI	RPI	
DIV. I ONLY		0- 30	0 310	0- 9		190	275	295	.27766	304	25 26
DIV. I NON-CONF.		0- 16	0 297	0- 2		177	186	288	.31708	294	22 22
<hr/>											
TOTALS	RPI 1-25	RPI 26-50		W-L RECORDS		RPI 51-100		RPI 101-150		RPI 150+	
0- 30	0- 0	0- 2		OVERALL		0- 1		0- 2		0- 25	
0- 12	0- 0	0- 1		HOME		0- 0		0- 1		0- 10	
0- 14	0- 0	0- 1		AWAY		0- 1		0- 1		0- 11	
0- 4	0- 0	0- 0		NEUTRAL		0- 0		0- 0		0- 4	
<hr/>											
0- 16	0- 0	0- 0		NON-CONFERENCE		0- 1		0- 2		0- 13	
0- 5	0- 0	0- 0		HOME		0- 0		0- 1		0- 4	
0- 7	0- 0	0- 0		AWAY		0- 1		0- 1		0- 5	
0- 4	0- 0	0- 0		NEUTRAL		0- 0		0- 0		0- 4	
<hr/>											
0- 14	0- 0	0- 2		CONFERENCE		0- 0		0- 0		0- 12	
0- 7	0- 0	0- 1		HOME		0- 0		0- 0		0- 6	
0- 7	0- 0	0- 1		AWAY		0- 0		0- 0		0- 6	
0- 0	0- 0	0- 0		NEUTRAL		0- 0		0- 0		0- 0	
<hr/>											
RPI S	Opponent	Score	RPI S	Opponent	Score	RPI S	Opponent	Score	RPI S	Opponent	Score
			43 A	American	0 3	83 A	Northeastern	0 3	120 H	Robert Morris	0 3
			43 H	American	0 3				137 A	Boston College	0 3
									156 A	Harvard	0 3
									161 A	Army	0 3
									161 H	Army	0 3
									169 A	Lehigh	0 3
									169 H	Lehigh	0 3
									183 N	UMBC	0 3
									199 N	Morgan St.	0 3
									220 A	La Salle	0 3
									223 H	Central Conn. St.	0 3
									224 A	Bucknell	0 3
									224 H	Bucknell	0 3
									233 N	Fairleigh Dickinson	0 3
									239 A	Navy	0 3
									239 H	Navy	0 3
									251 A	Holy Cross	1 3
									251 H	Holy Cross	0 3
									252 A	Drexel	2 3
									252 N	Drexel	0 3
									257 A	Colgate	0 3
									257 H	Colgate	1 3
									258 H	Iona	0 3
									275 A	St. Francis (N.Y.)	0 3
									276 A	Binghamton	0 3
									279 H	Rider	0 3
									284 H	Wagner	1 3
<hr/>											
			LAST 10 GAMES								
			169 A	Lehigh	0 3	161 A	Army	0 3	258 H	Iona	0 3
			258 H	Iona	0 3	284 H	Wagner	1 3	275 A	St. Francis (N.Y.)	0 3
			239 H	Navy	0 3	224 H	Bucknell	0 3	276 A	Binghamton	0 3
			43 H	American	0 3	257 H	Colgate	1 3	279 H	Rider	0 3
			251 A	Holy Cross	1 3	276 A	Binghamton	0 3	284 H	Wagner	1 3

Non-Div. I Games: Kutztown 0 3

Lafayette

Average RPI Win:	297	WON-LOST RECORD	WINNING PCT. RANK	LAST 10 GAMES	STRENGTH OF SCHEDULE	OPP. STRENGTH OF SCHEDULE	TEAM RPI	ADJ RPI	CONF. RPI	ADJ CONF. RPI			
DIV. I ONLY		2- 22	.08333	303	1- 8	288	267	307	.2771	305	31	30	
DIV. I NON-CONF.		0- 12	0	297	0- 2	169	189	285	.33562	285	28	28	
<hr/>													
TOTALS	RPI 1-25	RPI 26-50		W-L RECORDS		RPI 51-100		RPI 101-150		RPI 150+			
2- 22	0- 0	0- 0		OVERALL		0- 2		0- 4		2- 16			
2- 7	0- 0	0- 0		HOME		0- 0		0- 1		2- 6			
0- 11	0- 0	0- 0		AWAY		0- 1		0- 3		0- 7			
0- 4	0- 0	0- 0		NEUTRAL		0- 1		0- 0		0- 3			
<hr/>													
0- 12	0- 0	0- 0		NON-CONFERENCE		0- 2		0- 4		0- 6			
0- 3	0- 0	0- 0		HOME		0- 0		0- 1		0- 2			
0- 5	0- 0	0- 0		AWAY		0- 1		0- 3		0- 1			
0- 4	0- 0	0- 0		NEUTRAL		0- 1		0- 0		0- 3			
<hr/>													
2- 10	0- 0	0- 0		CONFERENCE		0- 0		0- 0		2- 10			
2- 4	0- 0	0- 0		HOME		0- 0		0- 0		2- 4			
0- 6	0- 0	0- 0		AWAY		0- 0		0- 0		0- 6			
0- 0	0- 0	0- 0		NEUTRAL		0- 0		0- 0		0- 0			
<hr/>													
RPI	S	Opponent	Score	RPI	S	Opponent	Score	RPI	S	Opponent	Score		
						84 A	Marquette	0	3	105 H	Montana St.	0	3
						90 N	Western Ky.	0	3	106 A	Toledo	1	3
										121 A	Eastern Ill.	0	3
										142 A	Ill.-Chicago	0	3
										155 A	Oral Roberts	0	3
										155 H	Oral Roberts	0	3
										164 H	Wis.-Green Bay	0	3
										180 A	Indiana St.	0	3
										201 N	Cleveland St.	0	3
										222 N	Eastern Ky.	0	3
										225 A	Valparaiso	0	3
										225 H	Valparaiso	0	3
										230 N	Central Mich.	1	3
										266 H	Drake	0	3
										267 A	UMKC	0	3
										267 H	UMKC	1	3
										273 A	IUPUI	0	3
										273 H	IUPUI	1	3
										293 A	Oakland	0	3
										293 H	Oakland	3	2
										301 A	Western Ill.	1	3
										301 H	Western Ill.	3	2
<hr/>													
				LAST 10 GAMES									
						225 H	Valparaiso	0	3	121 A	Eastern Ill.	0	3
						273 H	IUPUI	1	3	301 A	Western Ill.	1	3
						293 H	Oakland	3	2	180 A	Indiana St.	0	3
						267 A	UMKC	0	3	273 A	IUPUI	0	3
						155 A	Oral Roberts	0	3	225 A	Valparaiso	0	3

Non-Div. I Games:

IPFW

0

3

IPFW

0

3

Chicago St.

M
o
r
r
i
s
B
r
o
w
n

Morris Brown									
Non-Div. I Games:	Clark Atlanta	2	3	Albany St. (GA)	1	3	Fort Valley St.	0	3
Morris Brown									

M
o
r
r
i
s
B
r
o
w
n

Average RPI Win:	0	WON-LOST	WINNING	LAST 10	STRENGTH OF	OPP. STRENGTH	TEAM	ADJ	CONF.	ADJ CONF.	
Average RPI Loss:	224	RECORD	PCT. RANK	GAMES	SCHEDULE	OF SCHEDULE	RPI	RPI	RPI	RPI	
DIV. I ONLY	0-22	0	310	0-8	259	293	309	.26765	307	32	32
DIV. I NON-CONF.	0-22	0	297	0-8	226	303	305	.26032	308	30	31
<hr/>											
TOTALS	RPI 1-25	RPI 26-50		W-L RECORDS		RPI 51-100		RPI 101-150		RPI 150+	
0-22	0-0	0-0		OVERALL		0-0		0-6		0-16	
0-4	0-0	0-0		HOME		0-0		0-2		0-2	
0-9	0-0	0-0		AWAY		0-0		0-3		0-6	
0-9	0-0	0-0		NEUTRAL		0-0		0-1		0-8	
0-22	0-0	0-0		NON-CONFERENCE		0-0		0-6		0-16	
0-4	0-0	0-0		HOME		0-0		0-2		0-2	
0-9	0-0	0-0		AWAY		0-0		0-3		0-6	
0-9	0-0	0-0		NEUTRAL		0-0		0-1		0-8	
0-0	0-0	0-0		CONFERENCE		0-0		0-0		0-0	
0-0	0-0	0-0		HOME		0-0		0-0		0-0	
0-0	0-0	0-0		AWAY		0-0		0-0		0-0	
0-0	0-0	0-0		NEUTRAL		0-0		0-0		0-0	
RPI	S	Opponent	Score	RPI	S	Opponent	Score	RPI	S	Opponent	Score
								118	N	Princeton	0 3
								122	A	New Hampshire	0 3
								122	H	New Hampshire	0 3
								126	A	St. John's (N.Y.)	0 3
								127	A	Maine	0 3
								127	H	Maine	0 3
								196	A	Dartmouth	0 3
								208	N	Siena	0 3
								223	N	Central Conn. St.	0 3
								233	N	Fairleigh Dickinson	0 3
								255	N	Manhattan	0 3
								257	N	Colgate	0 3
								258	A	Iona	0 3
								269	A	Albany (N.Y.)	1 3
								275	N	St. Francis (N.Y.)	0 3
								276	A	Binghamton	0 3
								276	H	Binghamton	0 3
								280	A	Quinnipiac	0 3
								280	H	Quinnipiac	0 3
								295	N	Sacred Heart	0 3
								296	A	Long Island	0 3
								300	N	Marist	1 3
				LAST 10 GAMES							
				295	N	Sacred Heart	0 3	275	N	St. Francis (N.Y.)	0 3
				258	A	Iona	0 3	280	H	Quinnipiac	0 3
				276	H	Binghamton	0 3	127	H	Maine	0 3
				300	N	Marist	1 3	276	A	Binghamton	0 3
				296	A	Long Island	0 3	255	N	Manhattan	0 3
Non-Div. I Games:	St. Michael's	3	1	Plattsburgh St.	3	0	Plattsburgh St.	0	3	Middlebury	0 3
										Vermont	

[illegible]

Non-Div. I Games: IPFW

03

St. Francis (Pa.)

[illegible]

Average RPI Win: 306		WON-LOST	WINNING	LAST 10	STRENGTH OF		OPP. STRENGTH	TEAM	ADJ	CONF.	ADJ CONF.
Average RPI Loss: 232		RECORD	PCT. RANK	GAMES	SCHEDULE		OF SCHEDULE	RPI	RPI	RPI	RPI
DIV. I ONLY		3- 28	.09677	299	1- 9		293	306	310	.25356	310
DIV. I NON-CONF.		0- 12	0	297	0- 2		190	258	297	.32024	291
TOTALS		RPI 1-25	RPI 26-50		W-L RECORDS		RPI 51-100		RPI 101-150		RPI 150+
3- 28		0- 0	0- 0		OVERALL		0- 2		0- 3		3- 23
3- 4		0- 0	0- 0		HOME		0- 0		0- 0		3- 4
0- 11		0- 0	0- 0		AWAY		0- 1		0- 0		0- 10
0- 13		0- 0	0- 0		NEUTRAL		0- 1		0- 3		0- 9
0- 12		0- 0	0- 0		NON-CONFERENCE		0- 1		0- 3		0- 8
0- 1		0- 0	0- 0		HOME		0- 0		0- 0		0- 1
0- 4		0- 0	0- 0		AWAY		0- 1		0- 0		0- 3
0- 7		0- 0	0- 0		NEUTRAL		0- 0		0- 3		0- 4
3- 16		0- 0	0- 0		CONFERENCE		0- 1		0- 0		3- 15
3- 3		0- 0	0- 0		HOME		0- 0		0- 0		3- 3
0- 7		0- 0	0- 0		AWAY		0- 0		0- 0		0- 7
0- 6		0- 0	0- 0		NEUTRAL		0- 1		0- 0		0- 5
RPI S	Opponent	Score	RPI S	Opponent	Score	RPI S	Opponent	Score	RPI S	Opponent	Score
						76 N	Florida A&M	0 3	102 N	Columbia	0 3
						91 A	Towson	0 3	120 N	Robert Morris	0 3
									131 N	Seton Hall	0 3
									171 A	Delaware	0 3
									183 A	UMBC	0 3
									199 A	Morgan St.	0 3
									199 H	Morgan St.	0 3
									202 N	Coastal Caro.	0 3
									207 N	N.C. A&T	0 3
									239 A	Navy	0 3
									240 N	Bethune-Cookman	0 3
									252 H	Drexel	0 3
									278 A	Hampton	0 3
									278 H	Hampton	2 3
									280 N	Quinnipiac	0 3
									283 N	South Carolina St.	0 3
									283 N	South Carolina St.	0 3
									287 N	Alabama St.	0 3
									290 A	Howard	0 3
									290 H	Howard	0 3
									290 N	Howard	0 3
									295 N	Sacred Heart	0 3
									297 A	Delaware St.	1 3
									297 H	Delaware St.	3 1
									303 A	Norfolk St.	2 3
									311 A	Coppin St.	2 3
									311 A	Coppin St.	1 3
LAST 10 GAMES											
			290 N	Howard	0 3	287 N	Alabama St.	0 3	297 A	Delaware St.	1 3
			199 H	Morgan St.	0 3	283 N	South Carolina St.	0 3	297 H	Delaware St.	3 1
			311 A	Coppin St.	1 3	278 A	Hampton	0 3	303 A	Norfolk St.	2 3
			297 H	Delaware St.	3 1	297 A	Delaware St.	1 3	311 A	Coppin St.	2 3
			252 H	Drexel	0 3	240 N	Bethune-Cookman	0 3	311 A	Coppin St.	1 3

Non-Div. I Games:

Md.-East. Shore

Md.-East. Shore

Average RPI Win: 300		WON-LOST	WINNING	LAST 10	STRENGTH OF		OPP. STRENGTH	TEAM	ADJ	CONF.	ADJ CONF.
Average RPI Loss: 247		RECORD	PCT. RANK	GAMES	SCHEDULE		OF SCHEDULE	RPI	RPI	RPI	RPI
DIV. I ONLY		5- 22	.18519	285	3- 7		311	304	311	.25338	311
DIV. I NON-CONF.		1- 8	.11111	284	1- 0		303	281	308	.27929	306
TOTALS		RPI 1-25	RPI 26-50		W-L RECORDS		RPI 51-100		RPI 101-150		RPI 150+
5- 22	0- 0	0- 0		OVERALL		0- 2		0- 1		5- 19	
5- 3	0- 0	0- 0		HOME		0- 0		0- 0		5- 3	
0- 9	0- 0	0- 0		AWAY		0- 1		0- 0		0- 8	
0- 10	0- 0	0- 0		NEUTRAL		0- 1		0- 1		0- 8	
1- 8	0- 0	0- 0		NON-CONFERENCE		0- 1		0- 1		1- 6	
1- 0	0- 0	0- 0		HOME		0- 0		0- 0		1- 0	
0- 3	0- 0	0- 0		AWAY		0- 1		0- 0		0- 2	
0- 5	0- 0	0- 0		NEUTRAL		0- 0		0- 1		0- 4	
4- 14	0- 0	0- 0		CONFERENCE		0- 1		0- 0		4- 13	
4- 3	0- 0	0- 0		HOME		0- 0		0- 0		4- 3	
0- 6	0- 0	0- 0		AWAY		0- 0		0- 0		0- 6	
0- 5	0- 0	0- 0		NEUTRAL		0- 1		0- 0		0- 4	
RPI S	Opponent	Score	RPI S	Opponent	Score	RPI S	Opponent	Score	RPI S	Opponent	Score
						76 N	Florida A&M	0 3	120 N	Robert Morris	0 3
						91 A	Towson	0 3	199 A	Morgan St.	0 3
									199 H	Morgan St.	0 3
									207 N	N.C. A&T	0 3
									239 A	Navy	0 3
									240 N	Bethune-Cookman	0 3
									261 A	Loyola (Md.)	0 3
									278 A	Hampton	0 3
									278 H	Hampton	3 2
									283 N	South Carolina St.	0 3
									285 N	Citadel	0 3
									285 N	Citadel	0 3
									289 N	Elon	0 3
									290 A	Howard	0 3
									290 H	Howard	0 3
									295 N	Sacred Heart	0 3
									297 H	Delaware St.	3 0
									297 H	Delaware St.	2 3
									297 N	Delaware St.	2 3
									303 A	Norfolk St.	0 3
									306 H	Morris Brown	3 2
									310 A	Md.-East. Shore	2 3
									310 A	Md.-East. Shore	1 3
									310 H	Md.-East. Shore	3 2
									310 H	Md.-East. Shore	3 1
LAST 10 GAMES											
			297 H	Delaware St.	3 0		199 H	Morgan St.	0 3		
			306 H	Morris Brown	3 2		297 H	Delaware St.	2 3		
			297 N	Delaware St.	2 3		207 N	N.C. A&T	0 3		
			310 H	Md.-East. Shore	3 1		283 N	South Carolina St.	0 3		
			290 H	Howard	0 3		240 N	Bethune-Cookman	0 3		

Non-Div. I Games:

Coppin St.

[illegible]

Non-Div. I Games:

Mississippi Val.