

Average RPI Win:		104	WON-LOST		WINNING		LAST 10		STRENGTH OF		OPP. STRENGTH		TEAM	ADJ		CONF.	ADJ CONF.							
Average RPI Loss:		75	RECORD		PCT. RANK		GAMES		SCHEDULE		OF SCHEDULE		RPI	RPI		RPI	RPI							
DIV. I ONLY			56-6-0		.90323		1		8-2-0		91		18		1		.6232		1		5		5	
DIV. I NON-CONF.			28-3-0		.90323		1		8-2-0		142		14		3		.60751		3		4		4	
TOTALS		RPI 1-25		RPI 26-50				W-L RECORDS				RPI 51-100				RPI 101-150				RPI 150+				
56-6-0		7-2-0		7-0-0				OVERALL				19-2-0				8-1-0				15-1-0				
31-1-0		2-0-0		5-0-0				HOME				7-0-0				5-1-0				12-0-0				
15-2-0		3-0-0		0-0-0				AWAY				8-2-0				3-0-0				1-0-0				
10-3-0		2-2-0		2-0-0				NEUTRAL				4-0-0				0-0-0				2-1-0				
28-3-0		4-2-0		4-0-0				NON-CONFERENCE				5-0-0				0-0-0				15-1-0				
16-0-0		2-0-0		2-0-0				HOME				0-0-0				0-0-0				12-0-0				
2-0-0		0-0-0		0-0-				AWAY				1-0-0				0-0-0				1-0-0				
10-3-0		2-2-0		2-0-0				NEUTRAL				4-0-0				0-0-0				2-1-0				
28-3-0		3-0-0		3-0-0				CONFERENCE				14-2-0				8-1-0				0-0-0				
15-1-0		0-0-0		3-0-0				HOME				7-0-0				5-1-0				0-0-0				
13-2-0		3-0-0		0-0-0				AWAY				7-2-0				3-0-0				0-0-0				
0-0-0		0-0-0		0-0-0				NEUTRAL				0-0-0				0-0-0				0-0-0				
RPI	S	Opponent		Score		RPI	S	Opponent		Score		RPI	S	Opponent		Score		RPI	S	Opponent		Score		
3	N	LSU		13	1	28	H	Arizona		5	4	54	N	Nebraska		10	1	106	A	Arizona St.		4	0	
3	N	LSU		1	6	28	H	Arizona		11	7	54	N	Nebraska		5	2	106	A	Arizona St.		10	1	
3	N	LSU		1	3	28	H	Arizona		4	3	64	H	California		10	2	106	A	Arizona St.		2	0	
13	A	Stanford		15	7	34	N	Indiana		4	1	64	H	California		11	10	123	H	Washington St.		4	3	
13	A	Stanford		7	0	34	N	Indiana		1	0	64	H	California		8	0	123	H	Washington St.		5	0	
13	A	Stanford		3	1	36	H	Yale		8	1	65	A	UCLA		2	1	123	H	Washington St.		14	3	
18	H	Vanderbilt		8	4	36	H	Yale		11	0	65	A	UCLA		1	7	144	H	Southern California		10	1	
18	H	Vanderbilt		9	2							65	A	UCLA		4	2	144	H	Southern California		5	7	
25	N	Cal St. Fullerton		6	5							69	H	Utah		5	1	144	H	Southern California		3	1	
												69	H	Utah		5	4	154	N	Ohio St.		1	6	
												69	H	Utah		5	4	154	N	Ohio St.		5	1	
												70	A	Saint Mary's (CA)		4	3	163	H	Ball St.		8	4	
												83	A	Washington		2	3	163	H	Ball St.		5	1	
												83	A	Washington		5	2	163	H	Ball St.		5	0	
												83	A	Washington		3	0	163	H	Ball St.		2	0	
												89	A	Oregon		5	4	174	H	UC Davis		4	1	
												89	A	Oregon		1	0	174	H	UC Davis		14	2	
												89	A	Oregon		6	1	174	H	UC Davis		4	0	
												89	H	Oregon		4	1	199	H	Holy Cross		8	2	
												91	N	Duke		6	3	265	H	Abilene Christian		4	2	
																		265	H	Abilene Christian		11	0	
																		265	H	Abilene Christian		9	0	
																		265	H	Abilene Christian		5	4	
																		275	A	Portland		4	3	
																		275	N	Portland		7	1	
LAST 10 GAMES																								
						3	N	LSU		1	6													
						3	N	LSU		1	3													
						3	N	LSU		13	1													
						25	N	Cal St. Fullerton		6	5													
						18	H	Vanderbilt		9	2													

Non-Div. I Games:

Oregon St.

Florida

Through Games Of June 27, 2017 (FINAL)

Average RPI Win: 60		WON-LOST	WINNING	LAST 10	STRENGTH OF		OPP. STRENGTH	TEAM	ADJ	CONF.	ADJ CONF.
Average RPI Loss: 35		RECORD	PCT. RANK	GAMES	SCHEDULE		OF SCHEDULE	RPI	RPI	RPI	RPI
DIV. I ONLY		52-19-0	.73239	7	1		1	2	.61947	2	2
DIV. I NON-CONF.		27-9-0	.75	19	2		5	1	.6198	1	2
TOTALS		RPI 1-25	RPI 26-50		W-L RECORDS		RPI 51-100		RPI 101-150		RPI 150+
52-19-0		18-7-0	13-7-0		OVERALL		8-5-0		9-0-0		4-0-0
31-10-0		8-4-0	9-2-0		HOME		5-4-0		9-0-0		0-0-0
13-7-0		3-1-0	3-5-0		AWAY		3-1-0		0-0-0		4-0-0
8-2-0		7-2-0	1-0-0		NEUTRAL		0-0-0		0-0-0		0-0-0
27-9-0		9-3-0	4-3-0		NON-CONFERENCE		4-3-0		9-0-0		1-0-0
21-5-0		4-2-0	4-1-0		HOME		4-2-0		9-0-0		0-0-0
2-3-0		1-0-0	0-0-		AWAY		0-1-0		0-0-0		1-0-0
4-1-0		4-1-0	0-0-0		NEUTRAL		0-0-0		0-0-0		0-0-0
25-10-0		9-4-0	9-4-0		CONFERENCE		4-2-0		0-0-0		3-0-0
10-5-0		4-2-0	5-1-0		HOME		1-2-0		0-0-0		0-0-0
11-4-0		2-1-0	3-3-0		AWAY		3-0-0		0-0-0		3-0-0
4-1-0		3-1-0	1-0-0		NEUTRAL		0-0-0		0-0-0		0-0-0
RPI S	Opponent	Score	RPI S	Opponent	Score	RPI S	Opponent	Score	RPI S	Opponent	Score
3 H	LSU	1 0	26 A	UCF	2 11	59 H	Tennessee	5 4	112 H	Marist	10 6
3 H	LSU	8 1	26 H	UCF	4 3	59 H	Tennessee	2 3	120 H	William & Mary	8 1
3 H	LSU	6 10	31 H	South Carolina	2 4	59 H	Tennessee	6 7	120 H	William & Mary	11 6
3 N	LSU	6 1	31 H	South Carolina	1 0	61 H	Bethune-Cookman	2 6	120 H	William & Mary	5 4
3 N	LSU	4 3	31 H	South Carolina	7 5	61 H	Bethune-Cookman	6 1	128 H	North Florida	2 1
4 N	TCU	3 0	35 A	FGCU	3 7	63 A	Jacksonville	2 3	129 H	Columbia	8 4
4 N	TCU	2 9	35 H	FGCU	2 3	63 H	Jacksonville	6 2	129 H	Columbia	7 0
4 N	TCU	3 0	37 H	Ole Miss	6 4	85 A	Georgia	6 4	129 H	Columbia	7 2
6 N	Louisville	5 1	37 H	Ole Miss	7 4	85 A	Georgia	4 3	132 H	Florida A&M	8 7
8 A	Florida St.	10 7	37 H	Ole Miss	11 2	85 A	Georgia	6 3	157 A	Stetson	9 8
8 H	Florida St.	1 0	39 A	Auburn	1 2	93 H	Seton Hall	8 0	175 A	Alabama	13 6
8 N	Florida St.	4 1	39 A	Auburn	3 14	93 H	Seton Hall	4 3	175 A	Alabama	10 5
9 H	Kentucky	4 12	39 A	Auburn	5 6	93 H	Seton Hall	2 3	175 A	Alabama	2 1
9 H	Kentucky	14 3	39 N	Auburn	5 4						
9 H	Kentucky	6 4	43 H	Miami (FL)	6 2						
10 H	Wake Forest	3 0	43 H	Miami (FL)	2 0						
10 H	Wake Forest	6 8	43 H	Miami (FL)	1 0						
10 H	Wake Forest	2 1	49 A	Missouri	2 1						
12 N	Arkansas	0 16	49 A	Missouri	4 3						
18 A	Vanderbilt	20 8	49 A	Missouri	2 1						
18 A	Vanderbilt	10 6	LAST 10 GAMES								
18 A	Vanderbilt	0 2	3 N	LSU	6 1	10 H	Wake Forest	3 0			
21 N	Mississippi St.	12 3	4 N	TCU	3 0	10 H	Wake Forest	6 8			
23 H	South Fla.	10 15	4 N	TCU	2 9	10 H	Wake Forest	2 1			
23 H	South Fla.	5 1	6 N	Louisville	5 1	3 N	LSU	4 3			
			4 N	TCU	3 0	61 H	Bethune-Cookman	6 1			

Non-Div. I Games:

Florida

LSU

RPI	S	Opponent	Score
45	A	McNeese	4 5
49	N	Missouri	10 3

		LAST 10 GAMES	
2	N Florida	1	6
2	N Florida	3	4
1	N Oregon St.	6	1
1	N Oregon St.	3	1
8	N Florida St.	7	4

Average RPI Win: 81		WON-LOST	WINNING	LAST 10	STRENGTH OF		OPP. STRENGTH	TEAM	ADJ		CONF.	ADJ CONF.		
Average RPI Loss: 53		RECORD	PCT. RANK	GAMES	SCHEDULE		OF SCHEDULE	RPI	RPI		RPI	RPI		
DIV. I ONLY		50-18-0	.73529	6	8-2-0		22	3	4	.60886	4	1		
DIV. I NON-CONF.		31-8-0	.79487	10	8-2-0		42	12	2	.60786	2	1		
TOTALS		RPI 1-25	RPI 26-50		W-L RECORDS		RPI 51-100		RPI 101-150		RPI 150+			
50-18-0		14-9-0	9-2-0		OVERALL		11-3-0		6-1-0		10-3-0			
28-4-0		8-1-0	4-0-0		HOME		4-1-0		4-1-0		8-1-0			
13-10-0		2-5-0	1-2-0		AWAY		6-1-0		2-0-0		2-2-0			
9-4-0		4-3-0	4-0-0		NEUTRAL		1-1-0		0-0-0		0-0-0			
31-8-0		6-3-0	4-0-0		NON-CONFERENCE		5-1-0		6-1-0		10-3-0			
18-2-0		3-0-0	1-0-0		HOME		2-0-0		4-1-0		8-1-0			
7-4-0		0-1-0	0-0-		AWAY		3-1-0		2-0-0		2-2-0			
6-2-0		3-2-0	3-0-0		NEUTRAL		0-0-0		0-0-0		0-0-0			
19-10-0		8-6-0	5-2-0		CONFERENCE		6-2-0		0-0-0		0-0-0			
10-2-0		5-1-0	3-0-0		HOME		2-1-0		0-0-0		0-0-0			
6-6-0		2-4-0	1-2-0		AWAY		3-0-0		0-0-0		0-0-0			
3-2-0		1-1-0	1-0-0		NEUTRAL		1-1-0		0-0-0		0-0-0			
RPI	S	Opponent	Score		RPI	S	Opponent	Score		RPI	S	Opponent	Score	
2	N	Florida	0	3	29	A	Oklahoma	9	10	52	A	DBU	9	3
2	N	Florida	9	2	29	A	Oklahoma	9	6	52	H	DBU	15	3
2	N	Florida	0	3	29	A	Oklahoma	8	9	52	H	DBU	3	2
3	N	LSU	9	6	29	N	Oklahoma	9	4	64	A	California	5	4
6	N	Louisville	4	3	33	N	Texas A&M	11	10	64	A	California	3	0
7	A	Texas Tech	3	21	33	N	Texas A&M	4	1	64	A	California	3	8
7	A	Texas Tech	4	6	37	N	Ole Miss	5	3	66	H	Kansas	3	4
7	A	Texas Tech	4	1	41	H	Rice	13	5	66	H	Kansas	5	1
14	A	Long Beach St.	0	7	48	H	Oklahoma St.	6	5	66	H	Kansas	3	1
16	H	Virginia	5	1	48	H	Oklahoma St.	7	5	66	N	Kansas	6	0
17	H	Texas	4	3	48	H	Oklahoma St.	5	1	66	N	Kansas	3	7
17	H	Texas	11	10						98	A	Kansas St.	1	0
17	H	Texas	8	2						98	A	Kansas St.	5	0
17	N	Texas	3	9						98	A	Kansas St.	12	4
17	N	Texas	9	2										
20	A	West Virginia	4	5										
20	A	West Virginia	8	6										
20	A	West Virginia	4	5										
22	H	Missouri St.	3	2										
22	H	Missouri St.	8	1										
24	H	Baylor	8	5										
24	H	Baylor	5	16										
24	H	Baylor	9	4										
					LAST 10 GAMES									
					2	N	Florida	0	3	22	H	Missouri St.	8	1
					2	N	Florida	9	2	22	H	Missouri St.	3	2
					6	N	Louisville	4	3	52	H	DBU	15	3
					33	N	Texas A&M	4	1	16	H	Virginia	5	1
					2	N	Florida	0	3	145	H	Central Conn. St.	9	6

Non-Div. I Games:

TCU

Average RPI Win: 79		WON-LOST RECORD		WINNING PCT. RANK		LAST 10 GAMES		STRENGTH OF SCHEDULE		OPP. STRENGTH OF SCHEDULE		TEAM RPI		ADJ RPI		CONF. RPI		ADJ CONF. RPI	
DIV. I ONLY		49-14-0		.77778 3		7-3-0		18		12		5		.60725 5		3		3	
DIV. I NON-CONF.		23-6-0		.7931 12		2-2-0		17		29		6		.59327 6		3		3	
TOTALS		RPI 1-25		RPI 26-50		W-L RECORDS		RPI 51-100		RPI 101-150		RPI 150+							
49-14-0		12-4-0		10-3-0		OVERALL		14-5-0		5-2-0		8-0-0							
32-10-0		9-3-0		7-3-0		HOME		7-4-0		1-0-0		8-0-0							
13-3-0		3-0-0		0-0-0		AWAY		6-1-0		4-2-0		0-0-0							
4-1-0		0-1-0		3-0-0		NEUTRAL		1-0-0		0-0-0		0-0-0							
23-6-0		4-2-0		4-1-0		NON-CONFERENCE		6-3-0		1-0-0		8-0-0							
21-6-0		4-2-0		3-1-0		HOME		5-3-0		1-0-0		8-0-0							
1-0-0		0-0-0		0-0-		AWAY		1-0-0		0-0-0		0-0-0							
1-0-0		0-0-0		1-0-0		NEUTRAL		0-0-0		0-0-0		0-0-0							
26-8-0		8-2-0		6-2-0		CONFERENCE		8-2-0		4-2-0		0-0-0							
11-4-0		5-1-0		4-2-0		HOME		2-1-0		0-0-0		0-0-0							
12-3-0		3-0-0		0-0-0		AWAY		5-1-0		4-2-0		0-0-0							
3-1-0		0-1-0		2-0-0		NEUTRAL		1-0-0		0-0-0		0-0-0							
RPI	S	Opponent		Score		RPI	S	Opponent		Score		RPI	S	Opponent		Score			
8	A	Florida St.		5 2		27	H	North Carolina St.		7 2		60	H	Coastal Caro.		9 4			
8	A	Florida St.		9 7		27	H	North Carolina St.		2 4		76	A	Georgia Tech		4 8			
8	A	Florida St.		3 1		27	H	North Carolina St.		7 1		76	A	Georgia Tech		20 0			
8	N	Florida St.		3 7		27	N	North Carolina St.		12 4		76	A	Georgia Tech		5 2			
9	H	Kentucky		5 4		31	N	South Carolina		20 5		79	H	Liberty		3 1			
9	H	Kentucky		3 1		35	H	FGCU		10 1		81	A	East Carolina		9 11			
9	H	Kentucky		6 5		40	H	Michigan		8 1		81	H	East Carolina		138 H UNCW			
14	H	Long Beach St.		8 5		43	H	Miami (FL)		6 3		84	A	Boston College		155 H Radford			
14	H	Long Beach St.		2 5		43	H	Miami (FL)		2 6		84	A	Boston College		155 H Radford			
14	H	Long Beach St.		1 4		43	H	Miami (FL)		7 2		84	A	Boston College		155 H Radford			
15	H	Clemson		3 2		43	N	Miami (FL)		12 4		84	N	Boston College		186 H Gardner-Webb			
15	H	Clemson		5 4		44	H	Maryland		9 2		90	H	Winthrop		197 H UNC Asheville			
15	H	Clemson		5 1		46	H	St. John's (NY)		4 5		91	H	Duke		210 H Elon			
16	H	Virginia		9 4								91	H	Duke		220 H Campbell			
16	H	Virginia		1 2								91	H	Duke		257 H Richmond			
16	H	Virginia		12 2								94	H	Davidson		7 6			
												94	H	Davidson		4 8			
												94	H	Davidson		1 2			
												96	H	VCU		8 2			
LAST 10 GAMES																			
94	H	Davidson		1 2		43	N	Miami (FL)		12 4									
35	H	FGCU		10 1		27	N	North Carolina St.		12 4									
40	H	Michigan		8 1		84	N	Boston College		10 0									
94	H	Davidson		4 8		91	H	Duke		9 7									
8	N	Florida St.		3 7		91	H	Duke		3 2									

Non-Div. I Games:

North Carolina

Average RPI Win:		119	WON-LOST RECORD		WINNING PCT. RANK		LAST 10 GAMES		STRENGTH OF SCHEDULE		OPP. STRENGTH OF SCHEDULE		TEAM RPI		ADJ RPI		CONF. RPI		ADJ CONF. RPI					
DIV. I ONLY			53-12-0		.81538		2		7-3-0		67		33		6		.60283		6		3		3	
DIV. I NON-CONF.			29-5-0		.85294		3		6-2-0		158		66		14		.58573		14		3		3	
TOTALS		RPI 1-25		RPI 26-50				W-L RECORDS				RPI 51-100				RPI 101-150				RPI 150+				
53-12-0		11-8-0		5-2-0				OVERALL				10-2-0				9-0-0				18-0-0				
34-4-0		6-3-0		1-0-0				HOME				7-1-0				5-0-0				15-0-0				
14-5-0		5-2-0		2-2-0				AWAY				3-1-0				3-0-0				1-0-0				
5-3-0		0-3-0		2-0-0				NEUTRAL				0-0-0				1-0-0				2-0-0				
29-5-0		4-3-0		3-1-0				NON-CONFERENCE				2-1-0				2-0-0				18-0-0				
24-0-0		4-0-0		1-0-0				HOME				2-0-0				2-0-0				15-0-0				
1-3-0		0-1-0		0-0-				AWAY				0-1-0				0-0-0				1-0-0				
4-2-0		0-2-0		2-0-0				NEUTRAL				0-0-0				0-0-0				2-0-0				
24-7-0		7-5-0		2-1-0				CONFERENCE				8-1-0				7-0-0				0-0-0				
10-4-0		2-3-0		0-0-0				HOME				5-1-0				3-0-0				0-0-0				
13-2-0		5-1-0		2-1-0				AWAY				3-0-0				3-0-0				0-0-0				
1-1-0		0-1-0		0-0-0				NEUTRAL				0-0-0				1-0-0				0-0-0				
RPI	S	Opponent		Score		RPI	S	Opponent		Score		RPI	S	Opponent		Score		RPI	S	Opponent		Score		
2	N	Florida		1	5	27	A	North Carolina St.		8	1	71	H	Xavier		13	4	103	H	Morehead St.		20	2	
4	N	TCU		3	4	27	A	North Carolina St.		7	6	71	H	Xavier		8	7	121	A	Notre Dame		9	4	
8	H	Florida St.		2	8	27	A	North Carolina St.		1	3	76	A	Georgia Tech		3	0	121	A	Notre Dame		5	1	
8	H	Florida St.		9	12	29	H	Oklahoma		11	1	76	A	Georgia Tech		5	4	121	A	Notre Dame		2	0	
8	N	Florida St.		2	6	33	N	Texas A&M		8	4	76	A	Georgia Tech		10	1	121	N	Notre Dame		10	3	
9	A	Kentucky		7	11	34	A	Indiana		3	4	84	H	Boston College		6	0	123	H	Purdue		13	2	
9	H	Kentucky		6	2	44	N	Maryland		10	7	84	H	Boston College		5	3	131	H	Pittsburgh		3	1	
9	H	Kentucky		5	3							84	H	Boston College		6	4	131	H	Pittsburgh		8	2	
9	H	Kentucky		5	2							91	H	Duke		7	5	131	H	Pittsburgh		3	0	
10	H	Wake Forest		7	5							91	H	Duke		10	0	155	H	Radford		11	6	
10	H	Wake Forest		1	2							91	H	Duke		3	5	163	N	Ball St.		10	4	
10	H	Wake Forest		7	6							95	A	Cincinnati		3	6	191	H	Eastern Mich.		8	7	
15	A	Clemson		6	4													191	H	Eastern Mich.		13	0	
15	A	Clemson		6	4													191	H	Eastern Mich.		3	2	
15	A	Clemson		4	2													205	N	Alabama St.		7	0	
16	A	Virginia		4	3													218	H	Northern Ky.		6	4	
16	A	Virginia		2	11													229	H	Toledo		17	2	
16	A	Virginia		5	2													229	H	Toledo		11	1	
18	H	Vanderbilt		6	2													229	H	Toledo		5	4	
																		231	H	Miami (OH)		6	5	
																		242	A	Eastern Ky.		14	4	
																		242	H	Eastern Ky.		19	3	
																		245	H	Western Ky.		11	1	
																		280	H	Omaha		10	0	
																		280	H	Omaha		7	2	
																		280	H	Omaha		6	0	
																		298	H	Fort Wayne		12	2	
</																								

Non-Div. I Games:

Louisville

Average RPI Win:		92	WON-LOST RECORD		WINNING PCT. RANK		LAST 10 GAMES		STRENGTH OF SCHEDULE		OPP. STRENGTH OF SCHEDULE		TEAM RPI		ADJ RPI		CONF. RPI		ADJ CONF. RPI				
Average RPI Loss:		45																					
DIV. I ONLY			45-17-0		.72581		10		6-4-0		33		11		7		.59462		7				
DIV. I NON-CONF.			28-7-0		.8		8		2-2-0		79		27		9		.59228		9				
TOTALS		RPI 1-25		RPI 26-50		W-L RECORDS		RPI 51-100		RPI 101-150		RPI 150+											
45-17-0		12-5-0		5-8-0		OVERALL		14-3-0		7-1-0		7-0-0											
24-7-0		4-2-0		3-4-0		HOME		11-1-0		2-0-0		4-0-0											
15-6-0		6-2-0		1-2-0		AWAY		3-2-0		4-0-0		1-0-0											
6-4-0		2-1-0		1-2-0		NEUTRAL		0-0-0		1-1-0		2-0-0											
28-7-0		2-1-0		3-3-0		NON-CONFERENCE		9-2-0		7-1-0		7-0-0											
16-3-0		0-0-0		2-2-0		HOME		8-1-0		2-0-0		4-0-0											
7-2-0		1-1-0		0-0-		AWAY		1-1-0		4-0-0		1-0-0											
5-2-0		1-0-0		1-1-0		NEUTRAL		0-0-0		1-1-0		2-0-0											
17-10-0		10-4-0		2-5-0		CONFERENCE		5-1-0		0-0-0		0-0-0											
8-4-0		4-2-0		1-2-0		HOME		3-0-0		0-0-0		0-0-0											
8-4-0		5-1-0		1-2-0		AWAY		2-1-0		0-0-0		0-0-0											
1-2-0		1-1-0		0-1-0		NEUTRAL		0-0-0		0-0-0		0-0-0											
RPI	S	Opponent		Score		RPI	S	Opponent		Score		RPI	S	Opponent		Score							
3	N	LSU		5	4	28	H	Arizona		13	1	64	H	California		4	2	101	N	UT Arlington		1	5
4	H	TCU		6	4	29	A	Oklahoma		9	4	64	H	California		5	1	125	A	New Mexico St.		15	4
4	H	TCU		1	4	29	A	Oklahoma		4	5	64	H	California		3	2	125	H	New Mexico St.		16	1
4	H	TCU		21	3	29	A	Oklahoma		2	6	64	H	California		11	2	125	N	New Mexico St.		6	4
17	A	Texas		2	1	33	N	Texas A&M		0	9	66	H	Kansas		16	4	127	H	Delaware		5	2
17	A	Texas		2	1	37	N	Ole Miss		5	1	66	H	Kansas		9	4	146	A	Wichita St.		3	1
17	A	Texas		8	5	38	H	Sam Houston St.		3	4	66	H	Kansas		10	6	146	A	Wichita St.		10	5
20	A	West Virginia		2	3	38	H	Sam Houston St.		6	0	74	A	New Mexico		5	16	146	A	Wichita St.		4	1
20	A	West Virginia		1	0	38	H	Sam Houston St.		8	9	74	A	New Mexico		27	15	154	A	Ohio St.		5	3
20	A	West Virginia		4	3	48	H	Oklahoma St.		1	3	74	H	New Mexico		12	4	259	H	UNLV		5	2
20	N	West Virginia		7	12	48	H	Oklahoma St.		8	2	74	H	New Mexico		7	2	259	H	UNLV		5	4
21	A	Mississippi St.		5	8	48	H	Oklahoma St.		10	12	97	H	UTSA		7	6	267	H	Texas Southern		8	4
21	A	Mississippi St.		5	2	48	H	Oklahoma St.		0	3	97	H	UTSA		2	3	267	H	Texas Southern		14	7
24	H	Baylor		5	3							97	H	UTSA		8	4	269	N	Western Ill.		13	5
24	H	Baylor		13	2							98	A	Kansas St.		7	4	269	N	Western Ill.		15	1
24	H	Baylor		9	10							98	A	Kansas St.		3	5						
24	N	Baylor		4	1							98	A	Kansas St.		12	8						
						LAST 10 GAMES																	
						38	H	Sam Houston St.		3	4	24	N	Baylor		4	1						
						38	H	Sam Houston St.		8	9	48	N	Oklahoma St.		0	3						
						38	H	Sam Houston St.		6	0	66	H	Kansas		9	4						
						127	H	Delaware		5	2	66	H	Kansas		16	4						
						20	N	West Virginia		7	12	66	H	Kansas		10	6						

Non-Div. I Games:

Texas Tech

Average RPI Win:	90	WON-LOST	WINNING	LAST 10	STRENGTH OF	OPP. STRENGTH	TEAM	ADJ	CONF.	ADJ CONF.				
Average RPI Loss:	33	RECORD	PCT. RANK	GAMES	SCHEDULE	OF SCHEDULE	RPI	RPI	RPI	RPI				
DIV. I ONLY		46-23-0	.66667	26	7-3-0	2	17	8	.5943	8	3	3		
DIV. I NON-CONF.		28-9-0	.75676	18	7-3-0	9	20	4	.60304	4	3	3		

TOTALS	RPI 1-25	RPI 26-50		W-L RECORDS		RPI 51-100		RPI 101-150		RPI 150+				
46-23-0	9-14-0	11-4-0		OVERALL		9-3-0		8-2-0		9-0-0				
29-13-0	4-10-0	7-0-0		HOME		7-3-0		3-0-0		8-0-0				
12-7-0	2-1-0	4-4-0		AWAY		1-0-0		4-2-0		1-0-0				
5-3-0	3-3-0	0-0-0		NEUTRAL		1-0-0		1-0-0		0-0-0				
28-9-0	1-6-0	9-1-0		NON-CONFERENCE		6-2-0		3-0-0		9-0-0				
23-4-0	0-2-0	7-0-0		HOME		5-2-0		3-0-0		8-0-0				
4-2-0	0-1-0	2-0-		AWAY		1-0-0		0-0-0		1-0-0				
1-3-0	1-3-0	0-0-0		NEUTRAL		0-0-0		0-0-0		0-0-0				
18-14-0	8-8-0	2-3-0		CONFERENCE		3-1-0		5-2-0		0-0-0				
6-9-0	4-8-0	0-0-0		HOME		2-1-0		0-0-0		0-0-0				
8-5-0	2-0-0	2-3-0		AWAY		0-0-0		4-2-0		0-0-0				
4-0-0	2-0-0	0-0-0		NEUTRAL		1-0-0		1-0-0		0-0-0				
RPI	S	Opponent	Score		RPI	S	Opponent	Score		RPI	S	Opponent	Score	
2	A	Florida	0	1	26	A	UCF	5	2	63	A	Jacksonville	6	5
2	H	Florida	7	10	26	A	UCF	5	0	63	H	Jacksonville	21	2
2	N	Florida	1	4	26	H	UCF	6	1	63	H	Jacksonville	10	9
3	N	LSU	4	5	27	A	North Carolina St.	4	8	84	H	Boston College	11	1
3	N	LSU	4	7	27	A	North Carolina St.	3	4	84	H	Boston College	13	0
5	H	North Carolina	2	5	27	A	North Carolina St.	16	7	84	H	Boston College	5	8
5	H	North Carolina	1	3	35	A	FGCU	2	5	88	H	Tennessee Tech	1	3
5	H	North Carolina	7	9	35	H	FGCU	7	6	88	H	Tennessee Tech	5	3
5	N	North Carolina	7	3	35	H	FGCU	3	2	91	N	Duke	5	1
6	A	Louisville	8	2	38	H	Sam Houston St.	19	0	96	H	VCU	12	3
6	A	Louisville	12	9	38	H	Sam Houston St.	7	6	96	H	VCU	0	3
6	N	Louisville	6	2	39	H	Auburn	8	7	96	H	VCU	11	3
10	H	Wake Forest	3	4	39	H	Auburn	6	0					
10	H	Wake Forest	4	0	43	A	Miami (FL)	6	3					
10	H	Wake Forest	9	10	43	A	Miami (FL)	4	5					
15	H	Clemson	7	3										
15	H	Clemson	10	12										
15	H	Clemson	7	6										
16	H	Virginia	5	7										
16	H	Virginia	6	4										
16	H	Virginia	0	8										
23	H	South Fla.	2	4	LAST 10 GAMES									
25	N	Cal St. Fullerton	6	4	3	N	LSU	4	7	39	H	Auburn	6	0
					25	N	Cal St. Fullerton	6	4	88	H	Tennessee Tech	5	3
					3	N	LSU	4	5	39	H	Auburn	8	7
					38	H	Sam Houston St.	19	0	26	H	UCF	6	1
					38	H	Sam Houston St.	7	6	88	H	Tennessee Tech	1	3

Non-Div. I Games:

Florida St.

Average RPI Win:	93	WON-LOST	WINNING	LAST 10	STRENGTH OF	OPP. STRENGTH	TEAM	ADJ	CONF.	ADJ CONF.				
Average RPI Loss:	33	RECORD	PCT. RANK	GAMES	SCHEDULE	OF SCHEDULE	RPI	RPI	RPI	RPI				
DIV. I ONLY		43-23-0	.65152	37	5-5-0	7	5	9	.59328	9	2	2		
DIV. I NON-CONF.		23-10-0	.69697	30	4-3-0	27	41	15	.58485	15	2	2		
TOTALS	RPI 1-25	RPI 26-50		W-L RECORDS		RPI 51-100		RPI 101-150		RPI 150+				
43-23-0	7-13-0	14-5-0		OVERALL		8-4-0		3-1-0		11-0-0				
30-6-0	5-2-0	6-2-0		HOME		7-2-0		3-0-0		9-0-0				
11-14-0	2-10-0	7-2-0		AWAY		1-2-0		0-0-0		1-0-0				
2-3-0	0-1-0	1-1-0		NEUTRAL		0-0-0		0-1-0		1-0-0				
23-10-0	1-6-0	4-1-0		NON-CONFERENCE		4-2-0		3-1-0		11-0-0				
20-1-0	1-0-0	4-1-0		HOME		3-0-0		3-0-0		9-0-0				
2-8-0	0-6-0	0-0-		AWAY		1-2-0		0-0-0		1-0-0				
1-1-0	0-0-0	0-0-0		NEUTRAL		0-0-0		0-1-0		1-0-0				
20-13-0	6-7-0	10-4-0		CONFERENCE		4-2-0		0-0-0		0-0-0				
10-5-0	4-2-0	2-1-0		HOME		4-2-0		0-0-0		0-0-0				
9-6-0	2-4-0	7-2-0		AWAY		0-0-0		0-0-0		0-0-0				
1-2-0	0-1-0	1-1-0		NEUTRAL		0-0-0		0-0-0		0-0-0				
RPI	S	Opponent	Score		RPI	S	Opponent	Score		RPI	S	Opponent	Score	
2	A	Florida	4	6	27	H	North Carolina St.	10	5	51	A	Old Dominion	19	2
2	A	Florida	12	4	27	H	North Carolina St.	8	6	59	H	Tennessee	8	3
2	A	Florida	3	14	27	H	North Carolina St.	4	5	59	H	Tennessee	15	5
3	H	LSU	3	4	31	A	South Carolina	19	1	59	H	Tennessee	7	2
3	H	LSU	10	2	31	A	South Carolina	1	5	71	H	Xavier	6	0
3	H	LSU	12	5	31	A	South Carolina	9	4	79	A	Liberty	4	5
3	N	LSU	0	10	31	N	South Carolina	1	3	85	H	Georgia	3	5
5	A	North Carolina	1	3	31	N	South Carolina	7	2	85	H	Georgia	7	4
5	A	North Carolina	4	5	33	A	Texas A&M	11	7	85	H	Georgia	3	6
5	A	North Carolina	5	6	33	A	Texas A&M	6	0	95	A	Cincinnati	1	2
6	A	Louisville	3	5	33	A	Texas A&M	7	6	95	H	Cincinnati	13	7
6	A	Louisville	2	5	34	H	Indiana	5	2	100	H	Wright St.	15	1
6	A	Louisville	2	6	34	H	Indiana	14	9					
6	H	Louisville	11	7	37	H	Ole Miss	4	1					
18	H	Vanderbilt	4	6	37	H	Ole Miss	4	2					
18	H	Vanderbilt	7	4	37	H	Ole Miss	6	9					
18	H	Vanderbilt	10	3	49	A	Missouri	8	9					
21	A	Mississippi St.	6	10	49	A	Missouri	5	2					
21	A	Mississippi St.	5	2	49	A	Missouri	6	1					
21	A	Mississippi St.	6	10										
					LAST 10 GAMES									
					6	A	Louisville	2	6	27	H	North Carolina St.	4	5
					6	A	Louisville	2	5	185	H	Ohio	6	4
					27	H	North Carolina St.	10	5	31	N	South Carolina	1	3
					34	H	Indiana	14	9	3	N	LSU	0	10
					27	H	North Carolina St.	8	6	31	N	South Carolina	7	2

Non-Div. I Games:

Kentucky

Wake Forest

Through Games Of June 27, 2017 (FINAL)

Average RPI Win:		96	WON-LOST RECORD		WINNING PCT. RANK	LAST 10 GAMES		STRENGTH OF SCHEDULE		OPP. STRENGTH OF SCHEDULE	TEAM RPI	ADJ RPI	CONF. RPI	ADJ CONF. RPI			
DIV. I ONLY			43-20-0		.68254	19		6-4-0		32	14	10	.5884	10	3	3	
DIV. I NON-CONF.			23-8-0		.74194	21		4-2-0		39	30	8	.59296	8	3	3	
TOTALS		RPI 1-25		RPI 26-50		W-L RECORDS		RPI 51-100		RPI 101-150		RPI 150+					
43-20-0		7-9-0		4-3-0		OVERALL		14-4-0		10-4-0		8-0-0					
24-7-0		2-0-0		2-1-0		HOME		8-3-0		3-2-0		4-0-0					
16-11-0		5-9-0		2-1-0		AWAY		5-1-0		1-0-0		3-0-0					
3-2-0		0-0-0		0-1-0		NEUTRAL		1-0-0		1-1-0		1-0-0					
23-8-0		3-4-0		0-0-0		NON-CONFERENCE		7-1-0		5-3-0		8-0-0					
13-3-0		2-0-0		0-0-0		HOME		4-1-0		3-2-0		4-0-0					
8-4-0		1-4-0		0-0-		AWAY		3-0-0		1-0-0		3-0-0					
2-1-0		0-0-0		0-0-0		NEUTRAL		0-0-0		1-1-0		1-0-0					
20-12-0		4-5-0		4-3-0		CONFERENCE		7-3-0		5-1-0		0-0-0					
11-4-0		0-0-0		2-1-0		HOME		4-2-0		5-1-0		0-0-0					
8-7-0		4-5-0		2-1-0		AWAY		2-1-0		0-0-0		0-0-0					
1-1-0		0-0-0		0-1-0		NEUTRAL		1-0-0		0-0-0		0-0-0					
RPI	S	Opponent		Score		RPI	S	Opponent		Score		RPI	S	Opponent		Score	
2	A	Florida		8	6	27	H	North Carolina St.		6	4	58	A	Charlotte		13	4
2	A	Florida		1	2	27	H	North Carolina St.		5	8	58	H	Charlotte		1	6
2	A	Florida		0	3	27	H	North Carolina St.		6	5	60	A	Coastal Caro.		13	8
6	A	Louisville		6	7	43	A	Miami (FL)		2	1	60	H	Coastal Caro.		19	9
6	A	Louisville		2	1	43	A	Miami (FL)		1	5	76	H	Georgia Tech		8	4
6	A	Louisville		5	7	43	A	Miami (FL)		9	0	76	H	Georgia Tech		17	8
8	A	Florida St.		0	4	43	N	Miami (FL)		2	5	76	H	Georgia Tech		6	7
8	A	Florida St.		10	9							76	N	Georgia Tech		5	4
8	A	Florida St.		4	3							84	H	Boston College		5	2
15	A	Clemson		0	11							84	H	Boston College		0	8
15	A	Clemson		7	8							84	H	Boston College		15	5
15	A	Clemson		8	3							91	A	Duke		8	4
19	A	Houston		4	5							91	A	Duke		3	7
19	A	Houston		1	8							91	A	Duke		11	2
20	H	West Virginia		12	8							92	H	Kent St.		5	0
20	H	West Virginia		4	3							92	H	Kent St.		7	2
												94	A	Davidson		12	6
												94	H	Davidson		13	5
										</							

Non-Div. I Games:

Wake Forest

Average RPI Win:		110	WON-LOST RECORD		WINNING PCT. RANK		LAST 10 GAMES		STRENGTH OF SCHEDULE		OPP. STRENGTH OF SCHEDULE		TEAM RPI		ADJ RPI		CONF. RPI		ADJ CONF. RPI				
DIV. I ONLY			50-16-0		.75758	5	6-4-0		59		51		11		.5869		11	6		6			
DIV. I NON-CONF.			21-9-0		.7	28	2-2-0		56		35		32		.56795		32	6		6			
TOTALS		RPI 1-25		RPI 26-50			W-L RECORDS			RPI 51-100			RPI 101-150			RPI 150+							
50-16-0		1-2-0		10-4-0			OVERALL			17-8-0			10-1-0			12-1-0							
26-8-0		0-2-0		2-1-0			HOME			10-4-0			5-1-0			9-0-0							
17-5-0		0-0-0		6-1-0			AWAY			4-3-0			4-0-0			3-1-0							
7-3-0		1-0-0		2-2-0			NEUTRAL			3-1-0			1-0-0			0-0-0							
21-9-0		1-2-0		4-2-0			NON-CONFERENCE			5-4-0			5-0-0			6-1-0							
15-4-0		0-2-0		2-1-0			HOME			4-1-0			3-0-0			6-0-0							
3-4-0		0-0-0		1-0-			AWAY			1-3-0			1-0-0			0-1-0							
3-1-0		1-0-0		1-1-0			NEUTRAL			0-0-0			1-0-0			0-0-0							
29-7-0		0-0-0		6-2-0			CONFERENCE			12-4-0			5-1-0			6-0-0							
11-4-0		0-0-0		0-0-0			HOME			6-3-0			2-1-0			3-0-0							
14-1-0		0-0-0		5-1-0			AWAY			3-0-0			3-0-0			3-0-0							
4-2-0		0-0-0		1-1-0			NEUTRAL			3-1-0			0-0-0			0-0-0							
RPI	S	Opponent		Score		RPI	S	Opponent		Score		RPI	S	Opponent		Score		RPI	S	Opponent		Score	
21	H	Mississippi St.		1	8	30	N	Southeastern La.		11	3	51	H	Old Dominion		10	2	114	A	New Orleans		6	0
21	H	Mississippi St.		6	8	32	A	South Ala.		13	7	51	H	Old Dominion		11	13	114	H	New Orleans		8	4
21	N	Mississippi St.		7	5	32	H	South Ala.		8	3	51	H	Old Dominion		2	9	117	A	Middle Tenn.		4	3
						32	H	South Ala.		4	2	55	A	Louisiana		15	11	117	A	Middle Tenn.		13	9
						37	H	Ole Miss		2	6	55	A	Louisiana		4	5	117	A	Middle Tenn.		14	7
						37	N	Ole Miss		5	6	55	A	Louisiana		1	3	129	H	Columbia		4	3
						41	A	Rice		15	4	57	H	Fla. Atlantic		5	4	129	H	Columbia		20	5
						41	A	Rice		17	6	57	H	Fla. Atlantic		6	5	134	H	Marshall		5	3
						41	A	Rice		4	11	57	H	Fla. Atlantic		11	2	134	H	Marshall		7	8
						41	N	Rice		4	5	58	N	Charlotte		10	8	134	H	Marshall		13	3
						47	A	Louisiana Tech		13	9	58	N	Charlotte		6	5	143	N	Nicholls St.		16	8
						47	A	Louisiana Tech		5	2	71	H	Xavier		2	0	164	H	Northeastern		8	7
						47	A	Louisiana Tech		8	5	71	H	Xavier		10	0	164	H	Northeastern		9	4
						47	N	Louisiana Tech		5	2	71	H	Xavier		0	2	164	H	Northeastern		14	1
												82	A	Tulane		8	10	175	A	Alabama		5	12
												82	H	Tulane		2	1	188	H	UAB		9	4
												86	H	FIU		5	1	188	H	UAB		5	2
												86	H	FIU		15	4	188	H	UAB		8	0
												86	H	FIU		4	10	245	A	Western Ky.		13	1
												97	A	UTSA		15	1	245	A	Western Ky.		6	1
																		245	A	Western Ky.		5	0
																		260	H	Evansville		18	2
																		260	H	Evansville		9	2
																		260	H	Evansville		14	10
LAST 10 GAMES																							
21	H	Mississippi St.		6	8	21	H	Mississippi St.		1	8												
32	H	South Ala.		8	3	99	H	Ill.-Chicago		8	7												
41	N	Rice		4	5																		

Non-Div. I Games:

Southern Miss.

Average RPI Win:	99	WON-LOST	WINNING	LAST 10	STRENGTH OF	OPP. STRENGTH	TEAM	ADJ	CONF.	ADJ CONF.		
Average RPI Loss:	40	RECORD	PCT. RANK	GAMES	SCHEDULE	OF SCHEDULE	RPI	RPI	RPI	RPI		
DIV. I ONLY		45-19-0	.70313	14	6-4-0	29	22	12	.58606	12	2	2
DIV. I NON-CONF.		24-6-0	.8	8	3-2-0	55	136	18	.58225	18	2	2
<hr/>												
TOTALS	RPI 1-25	RPI 26-50		W-L RECORDS		RPI 51-100		RPI 101-150		RPI 150+		
45-19-0	10-7-0	8-9-0		OVERALL		10-2-0		5-0-0		12-1-0		
30-8-0	7-5-0	1-2-0		HOME		7-1-0		5-0-0		10-0-0		
10-7-0	1-0-0	6-5-0		AWAY		1-1-0		0-0-0		2-1-0		
5-4-0	2-2-0	1-2-0		NEUTRAL		2-0-0		0-0-0		0-0-0		
24-6-0	2-2-0	1-3-0		NON-CONFERENCE		6-1-0		5-0-0		10-0-0		
20-3-0	1-2-0	0-0-0		HOME		4-1-0		5-0-0		10-0-0		
2-1-0	1-0-0	1-0-		AWAY		0-0-0		0-0-0		0-0-0		
2-2-0	0-0-0	0-2-0		NEUTRAL		2-0-0		0-0-0		0-0-0		
21-13-0	8-5-0	7-6-0		CONFERENCE		4-1-0		0-0-0		2-1-0		
10-5-0	6-3-0	1-2-0		HOME		3-0-0		0-0-0		0-0-0		
8-6-0	0-0-0	5-4-0		AWAY		1-1-0		0-0-0		2-1-0		
3-2-0	2-2-0	1-0-0		NEUTRAL		0-0-0		0-0-0		0-0-0		
RPI S	Opponent	Score	RPI S	Opponent	Score	RPI S	Opponent	Score	RPI S	Opponent	Score	
2 N	Florida	16 0	28 N	Arizona	0 3	54 N	Nebraska	15 5	114 H	New Orleans	5 2	
3 H	LSU	9 3	33 A	Texas A&M	8 0	59 A	Tennessee	2 0	119 H	Memphis	16 7	
3 H	LSU	8 10	33 A	Texas A&M	2 5	59 A	Tennessee	4 5	119 H	Memphis	2 0	
3 H	LSU	0 2	33 A	Texas A&M	6 4	68 H	Rhode Island	3 2	133 H	Grand Canyon	11 2	
3 N	LSU	2 4	37 H	Ole Miss	1 4	68 H	Rhode Island	0 3	133 H	Grand Canyon	6 1	
18 H	Vanderbilt	7 1	37 H	Ole Miss	7 4	68 H	Rhode Island	5 2	162 H	Bryant	13 7	
18 H	Vanderbilt	2 6	37 H	Ole Miss	1 9	75 H	Oral Roberts	4 3	162 H	Bryant	11 8	
18 H	Vanderbilt	4 3	39 A	Auburn	2 15	75 H	Oral Roberts	3 0	162 H	Bryant	16 6	
21 H	Mississippi St.	6 1	39 A	Auburn	7 3	85 H	Georgia	11 3	175 A	Alabama	1 7	
21 H	Mississippi St.	3 1	39 A	Auburn	6 11	85 H	Georgia	14 4	175 A	Alabama	8 5	
21 H	Mississippi St.	5 4	39 N	Auburn	12 0	85 H	Georgia	5 4	175 A	Alabama	7 1	
21 N	Mississippi St.	9 2	47 A	Louisiana Tech	13 10	98 N	Kansas St.	6 5	231 H	Miami (OH)	11 1	
21 N	Mississippi St.	3 4	47 A	Louisiana Tech	3 4				231 H	Miami (OH)	7 0	
22 A	Missouri St.	12 4	48 N	Oklahoma St.	3 8				231 H	Miami (OH)	5 1	
22 H	Missouri St.	2 3	49 A	Missouri	9 8				255 H	La.-Monroe	11 2	
22 H	Missouri St.	4 5	49 A	Missouri	2 7				255 H	La.-Monroe	12 3	
22 H	Missouri St.	11 10	49 A	Missouri	9 2				286 H	Alcorn	3 2	
									286 H	Alcorn	11 3	
LAST 10 GAMES												
22 H	Missouri St.	2 3	3 N	LSU	2 4							
22 H	Missouri St.	11 10	2 N	Florida	16 0							
75 H	Oral Roberts	4 3	21 N	Mississippi St.	9 2							
22 H	Missouri St.	4 5	21 N	Mississippi St.	3 4							
75 H	Oral Roberts	3 0	39 N	Auburn	12 0							

Non-Div. I Games:

Arkansas

Average RPI Win: 93		WON-LOST RECORD	WINNING PCT. RANK	LAST 10 GAMES	STRENGTH OF SCHEDULE	OPP. STRENGTH OF SCHEDULE	TEAM RPI	ADJ RPI	CONF. RPI	ADJ CONF. RPI							
Average RPI Loss: 45																	
DIV. I ONLY		42-16-0	.72414	11	8-2-0	55	6	13	.58518	13	5	5					
DIV. I NON-CONF.		19-7-0	.73077	22	2-2-0	77	2	19	.5814	19	4	4					
<hr/>																	
TOTALS		RPI 1-25		RPI 26-50		W-L RECORDS		RPI 51-100		RPI 101-150		RPI 150+					
42-16-0		5-8-0		5-2-0		OVERALL		17-4-0		9-2-0		6-0-0					
25-9-0		4-6-0		3-0-0		HOME		12-3-0		2-0-0		4-0-0					
17-7-0		1-2-0		2-2-0		AWAY		5-1-0		7-2-0		2-0-0					
0-0-0		0-0-0		0-0-0		NEUTRAL		0-0-0		0-0-0		0-0-0					
19-7-0		5-5-0		2-2-0		NON-CONFERENCE		4-0-0		2-0-0		6-0-0					
14-3-0		4-3-0		0-0-0		HOME		4-0-0		2-0-0		4-0-0					
5-4-0		1-2-0		2-0-		AWAY		0-0-0		0-0-0		2-0-0					
0-0-0		0-0-0		0-0-0		NEUTRAL		0-0-0		0-0-0		0-0-0					
23-9-0		0-3-0		3-0-0		CONFERENCE		13-4-0		7-2-0		0-0-0					
11-6-0		0-3-0		3-0-0		HOME		8-3-0		0-0-0		0-0-0					
12-3-0		0-0-0		0-0-0		AWAY		5-1-0		7-2-0		0-0-0					
0-0-0		0-0-0		0-0-0		NEUTRAL		0-0-0		0-0-0		0-0-0					
RPI	S	Opponent		Score		RPI	S	Opponent		Score		RPI	S	Opponent		Score	
1	H	Oregon St.		1 3		28	H	Arizona		4 3		56	H	BYU		9 1	
1	H	Oregon St.		7 15		28	H	Arizona		3 2		64	A	California		8 5	
1	H	Oregon St.		0 7		28	H	Arizona		3 1		64	A	California		6 5	
14	H	Long Beach St.		7 3		41	A	Rice		2 12		64	A	California		3 5	
17	H	Texas		5 2		41	A	Rice		0 4		64	H	California		8 4	
17	H	Texas		3 2		41	A	Rice		16 6		64	H	California		6 4	
17	H	Texas		0 4		41	A	Rice		2 0		65	H	UCLA		5 3	
17	H	Texas		2 1								65	H	UCLA		0 2	
25	A	Cal St. Fullerton		7 6								65	H	UCLA		6 7	
25	A	Cal St. Fullerton		1 8								66	H	Kansas		4 2	
25	A	Cal St. Fullerton		0 1								66	H	Kansas		6 0	
25	H	Cal St. Fullerton		1 4								66	H	Kansas		5 0	
25	H	Cal St. Fullerton		2 4								69	H	Utah		0 4	
												69	H	Utah		6 4	
												69	H	Utah		5 1	
												83	H	Washington		6 5	
												83	H	Washington		8 4	
												83	H	Washington		7 5	
												89	A	Oregon		4 3	
												89	A	Oregon		10 4	
<hr/>																	
LAST 10 GAMES																	

Non-Div. I Games:

Stanford

Average RPI Win: 107		WON-LOST	WINNING	LAST 10	STRENGTH OF		OPP. STRENGTH	TEAM	ADJ	CONF.	ADJ CONF.
Average RPI Loss: 70		RECORD	PCT. RANK	GAMES	SCHEDULE		OF SCHEDULE	RPI	RPI	RPI	RPI
DIV. I ONLY		42-20-1	.6746	24	7-3-0		35	36	14	.58437	14
DIV. I NON-CONF.		18-14-1	.56061	109	4-1-0		13	10	28	.57581	28
TOTALS		RPI 1-25	RPI 26-50		W-L RECORDS		RPI 51-100		RPI 101-150		RPI 150+
42-20-1		11-6-0	1-2-0		OVERALL		5-5-1		13-6-0		12-1-0
24-7-0		7-3-0	0-0-0		HOME		2-2-0		10-1-0		5-1-0
17-13-1		4-3-0	1-2-0		AWAY		3-3-1		2-5-0		7-0-0
1-0-0		0-0-0	0-0-0		NEUTRAL		0-0-0		1-0-0		0-0-0
18-14-1		5-3-0	1-2-0		NON-CONFERENCE		5-5-1		3-4-0		4-0-0
10-3-0		3-1-0	0-0-0		HOME		2-2-0		2-0-0		3-0-0
7-11-1		2-2-0	1-0-0		AWAY		3-3-1		0-4-0		1-0-0
1-0-0		0-0-0	0-0-0		NEUTRAL		0-0-0		1-0-0		0-0-0
24-6-0		6-3-0	0-0-0		CONFERENCE		0-0-0		10-2-0		8-1-0
14-4-0		4-2-0	0-0-0		HOME		0-0-0		8-1-0		2-1-0
10-2-0		2-1-0	0-0-0		AWAY		0-0-0		2-1-0		6-0-0
0-0-0		0-0-0	0-0-0		NEUTRAL		0-0-0		0-0-0		0-0-0
RPI S	Opponent	Score	RPI S	Opponent	Score	RPI S	Opponent	Score	RPI S	Opponent	Score
4 H	TCU	7 0	29 A	Oklahoma	2 6	53 A	San Diego	9 9	106 A	Arizona St.	4 9
5 A	North Carolina	5 2	29 A	Oklahoma	2 4	64 A	California	3 1	106 A	Arizona St.	5 8
5 A	North Carolina	4 1	29 A	Oklahoma	8 3	65 A	UCLA	1 2	106 A	Arizona St.	6 7
5 A	North Carolina	5 8				65 H	UCLA	1 5	110 H	Cal Poly	5 2
13 A	Stanford	3 7				72 A	Minnesota	9 1	110 H	Cal Poly	3 6
17 H	Texas	2 1				72 A	Minnesota	3 2	110 H	Cal Poly	3 0
17 H	Texas	4 3				72 A	Minnesota	6 12	123 H	Washington St.	8 7
17 H	Texas	3 5				73 A	San Diego St.	5 12	133 N	Grand Canyon	9 1
25 A	Cal St. Fullerton	3 6				73 H	San Diego St.	6 0	140 A	UC Santa Barbara	2 3
25 A	Cal St. Fullerton	1 0				73 H	San Diego St.	2 6	140 A	UC Santa Barbara	9 3
25 A	Cal St. Fullerton	2 1				73 H	San Diego St.	7 4	140 A	UC Santa Barbara	5 2
25 H	Cal St. Fullerton	1 0							144 A	Southern California	3 4
25 H	Cal St. Fullerton	8 5							144 H	Southern California	6 0
25 H	Cal St. Fullerton	6 4							149 H	Hawaii	8 4
25 H	Cal St. Fullerton	0 12							149 H	Hawaii	2 1
25 H	Cal St. Fullerton	3 0							149 H	Hawaii	2 1
25 H	Cal St. Fullerton	1 2							150 H	UC Riverside	3 0
									150 H	UC Riverside	8 0
									150 H	UC Riverside	11 4
									161 A	UC Irvine	5 2
									161 A	UC Irvine	4 0
									161 A	UC Irvine	8 2
									174 A	UC Davis	10 2
									174 A	UC Davis	9 3
									174 A	UC Davis	14 9
									176 H	CSUN	4 0
									176 H	CSUN	6 2
			LAST 10 GAMES								
			25 H	Cal St. Fullerton	1 2	73 H	San Diego St.	7 4			
			25 H	Cal St. Fullerton	0 12	17 H	Texas	3 5			
			25 H	Cal St. Fullerton	3 0	73 H	San Diego St.	6 0			
			17 H	Texas	2 1	25 A	Cal St. Fullerton	1 0			
			17 H	Texas	4 3	25 A	Cal St. Fullerton	2 1			

Non-Div. I Games:

Long Beach St.

RPI	S	Opponent	Score	
176	H	CSUN	5	8
194	H	Fordham	7	1
194	H	Fordham	6	0
194	H	Fordham	8	4
195	A	Pepperdine	2	1

Long Beach St.

L
o
n
g
B
e
a
c
h
S
t
.

L
o
n
g
B
e
a
c
h
S
t
.

Average RPI Win: 99		WON-LOST	WINNING	LAST 10	STRENGTH OF		OPP. STRENGTH	TEAM	ADJ		CONF.	ADJ CONF.
Average RPI Loss: 37		RECORD	PCT. RANK	GAMES	SCHEDULE		OF SCHEDULE	RPI	RPI		RPI	RPI
DIV. I ONLY		42-21-0	.66667	26	15		21	15	.58216		15	3
DIV. I NON-CONF.		25-6-0	.80645	7	62		38	17	.58226		17	3
TOTALS		RPI 1-25	RPI 26-50		W-L RECORDS		RPI 51-100		RPI 101-150		RPI 150+	
42-21-0		6-13-0	5-3-0		OVERALL		11-4-0		13-0-0		7-1-0	
29-11-0		5-7-0	2-1-0		HOME		4-2-0		11-0-0		7-1-0	
11-8-0		1-5-0	2-2-0		AWAY		6-1-0		2-0-0		0-0-0	
2-2-0		0-1-0	1-0-0		NEUTRAL		1-1-0		0-0-0		0-0-0	
25-6-0		1-2-0	4-1-0		NON-CONFERENCE		6-2-0		7-0-0		7-1-0	
19-6-0		1-2-0	2-1-0		HOME		4-2-0		5-0-0		7-1-0	
4-0-0		0-0-0	1-0-		AWAY		1-0-0		2-0-0		0-0-0	
2-0-0		0-0-0	1-0-0		NEUTRAL		1-0-0		0-0-0		0-0-0	
17-15-0		5-11-0	1-2-0		CONFERENCE		5-2-0		6-0-0		0-0-0	
10-5-0		4-5-0	0-0-0		HOME		0-0-0		6-0-0		0-0-0	
7-8-0		1-5-0	1-2-0		AWAY		5-1-0		0-0-0		0-0-0	
0-2-0		0-1-0	0-0-0		NEUTRAL		0-1-0		0-0-0		0-0-0	
RPI S	Opponent	Score	RPI S	Opponent	Score	RPI S	Opponent	Score	RPI S	Opponent	Score	
5 A	North Carolina	1 5	27 A	North Carolina St.	10 12	60 H	Coastal Caro.	11 8	105 H	Western Caro.	11 5	
5 A	North Carolina	4 5	27 A	North Carolina St.	15 6	76 A	Georgia Tech	11 6	109 H	UNCG	5 4	
5 A	North Carolina	2 3	27 A	North Carolina St.	2 3	76 A	Georgia Tech	13 6	109 H	UNCG	6 3	
6 H	Louisville	4 6	31 A	South Carolina	5 3	76 A	Georgia Tech	1 5	115 A	Furman	10 5	
6 H	Louisville	4 6	31 H	South Carolina	0 2	78 N	Michigan St.	9 2	115 H	Furman	8 0	
6 H	Louisville	2 4	31 N	South Carolina	8 7	84 A	Boston College	2 0	121 H	Notre Dame	4 1	
8 A	Florida St.	3 7	36 H	Yale	10 8	84 A	Boston College	1 0	121 H	Notre Dame	6 5	
8 A	Florida St.	12 10	36 H	Yale	10 6	84 A	Boston College	8 2	121 H	Notre Dame	4 0	
8 A	Florida St.	6 7				85 A	Georgia	4 0	122 H	Virginia Tech	12 1	
10 H	Wake Forest	11 0				85 H	Georgia	9 7	122 H	Virginia Tech	8 3	
10 H	Wake Forest	8 7				90 H	Winthrop	6 5	122 H	Virginia Tech	6 3	
10 H	Wake Forest	3 8				91 N	Duke	3 6	147 A	Col. of Charleston	8 4	
16 H	Virginia	12 1				100 H	Wright St.	2 9	147 H	Col. of Charleston	7 2	
16 H	Virginia	0 2				100 H	Wright St.	6 2	165 H	Wofford	9 2	
16 H	Virginia	7 6				100 H	Wright St.	4 6	206 H	Nevada	5 2	
16 N	Virginia	2 10							206 H	Nevada	9 4	
18 H	Vanderbilt	4 9							206 H	Nevada	5 7	
18 H	Vanderbilt	6 0							210 H	Elon	13 5	
18 H	Vanderbilt	0 8							210 H	Elon	3 0	
									210 H	Elon	1 0	
									238 H	Charleston So.	6 5	
LAST 10 GAMES												
			18 H	Vanderbilt	0 8	16 N	Virginia	2 10				
			18 H	Vanderbilt	6 0	91 N	Duke	3 6				
			109 H	UNCG	6 3	27 A	North Carolina St.	15 6				
			18 H	Vanderbilt	4 9	27 A	North Carolina St.	10 12				
			109 H	UNCG	5 4	27 A	North Carolina St.	2 3				

Non-Div. I Games:

Clemson

[illegible]

Non-Div. I Games:

Virginia

Average RPI Win: 85		WON-LOST RECORD	WINNING PCT. RANK	LAST 10 GAMES	STRENGTH OF SCHEDULE	OPP. STRENGTH OF SCHEDULE	TEAM RPI	ADJ RPI	CONF. RPI	ADJ CONF. RPI				
Average RPI Loss: 31														
DIV. I ONLY		39-24-0	.61905	58	6-4-0	9	10	17	.58042	17	1	1		
DIV. I NON-CONF.		25-10-0	.71429	25	2-2-0	23	18	12	.58927	12	1	1		
TOTALS		RPI 1-25	RPI 26-50		W-L RECORDS		RPI 51-100		RPI 101-150		RPI 150+			
39-24-0		6-15-0	12-5-0		OVERALL		9-3-0		5-0-0		7-1-0			
27-8-0		2-4-0	8-4-0		HOME		6-0-0		5-0-0		6-0-0			
8-13-0		3-10-0	3-0-0		AWAY		1-2-0		0-0-0		1-1-0			
4-3-0		1-1-0	1-1-0		NEUTRAL		2-1-0		0-0-0		0-0-0			
25-10-0		2-5-0	7-3-0		NON-CONFERENCE		4-1-0		5-0-0		7-1-0			
20-3-0		0-0-0	6-3-0		HOME		3-0-0		5-0-0		6-0-0			
4-6-0		2-5-0	1-0-		AWAY		0-0-0		0-0-0		1-1-0			
1-1-0		0-0-0	0-0-0		NEUTRAL		1-1-0		0-0-0		0-0-0			
14-14-0		4-10-0	5-2-0		CONFERENCE		5-2-0		0-0-0		0-0-0			
7-5-0		2-4-0	2-1-0		HOME		3-0-0		0-0-0		0-0-0			
4-7-0		1-5-0	2-0-0		AWAY		1-2-0		0-0-0		0-0-0			
3-2-0		1-1-0	1-1-0		NEUTRAL		1-0-0		0-0-0		0-0-0			
RPI	S	Opponent		Score	RPI	S	Opponent		Score	RPI	S	Opponent		Score
4	A	TCU		10 11	29	H	Oklahoma		1 2	55	N	Louisiana		1 8
4	A	TCU		2 8	29	H	Oklahoma		9 3	65	H	UCLA		5 2
4	A	TCU		3 4	29	H	Oklahoma		5 3	65	H	UCLA		5 4
4	N	TCU		9 3	29	N	Oklahoma		8 4	65	H	UCLA		10 5
4	N	TCU		2 9	33	H	Texas A&M		4 3	65	N	UCLA		3 2
7	H	Texas Tech		1 2	38	A	Sam Houston St.		7 2	66	A	Kansas		4 5
7	H	Texas Tech		1 2	38	H	Sam Houston St.		8 1	66	A	Kansas		1 2
7	H	Texas Tech		5 8	41	H	Rice		1 7	66	A	Kansas		5 3
13	A	Stanford		1 2	41	H	Rice		2 3	66	N	Kansas		5 4
13	A	Stanford		2 5	41	H	Rice		5 4	98	H	Kansas St.		5 0
13	A	Stanford		4 0	41	H	Rice		6 1	98	H	Kansas St.		2 0
13	A	Stanford		2 3	42	H	UConn		4 1	98	H	Kansas St.		6 5
14	A	Long Beach St.		3 4	42	H	UConn		1 2					
14	A	Long Beach St.		5 3	42	H	UConn		9 3					
14	A	Long Beach St.		1 2	48	A	Oklahoma St.		7 0					
20	H	West Virginia		3 4	48	A	Oklahoma St.		5 4					
20	H	West Virginia		9 4	48	N	Oklahoma St.		5 6					
20	H	West Virginia		6 2										
24	A	Baylor		5 3										
24	A	Baylor		3 4										
24	A	Baylor		2 6										
LAST 10 GAMES														
14	A	Long Beach St.		1 2	4	N	TCU		9 3					
14	A	Long Beach St.		3 4	4	N	TCU		2 9					
14	A	Long Beach St.		5 3	66	N	Kansas		5 4					
65	N	UCLA		3 2	29	N	Oklahoma		8 4					
48	N	Oklahoma St.		5 6	20	H	West Virginia		9 4					

Non-Div. I Games:

Texas

Average RPI Win:		90	WON-LOST		WINNING	LAST 10		STRENGTH OF		OPP. STRENGTH	TEAM	ADJ		CONF.	ADJ CONF.					
Average RPI Loss:		48	RECORD		PCT. RANK	GAMES		SCHEDULE		OF SCHEDULE	RPI	RPI		RPI	RPI					
DIV. I ONLY			36-25-1		.58871	75	5-4-1	4		29	18	.5781		18	2	2				
DIV. I NON-CONF.			21-11-0		.65625	51	3-3-0	5		116	13	.58714		13	2	2				
TOTALS		RPI 1-25		RPI 26-50		W-L RECORDS		RPI 51-100		RPI 101-150		RPI 150+								
36-25-1		5-10-0		10-6-0		OVERALL		8-7-0		4-0-0		9-2-1								
21-11-1		1-2-0		6-2-0		HOME		4-5-0		3-0-0		7-2-1								
12-13-0		4-8-0		3-3-0		AWAY		4-2-0		1-0-0		0-0-0								
3-1-0		0-0-0		1-1-0		NEUTRAL		0-0-0		0-0-0		2-0-0								
21-11-0		2-4-0		3-0-0		NON-CONFERENCE		5-5-0		4-0-0		7-2-0								
13-6-0		0-0-0		2-0-0		HOME		3-4-0		3-0-0		5-2-0								
5-5-0		2-4-0		0-0-		AWAY		2-1-0		1-0-0		0-0-0								
3-0-0		0-0-0		1-0-0		NEUTRAL		0-0-0		0-0-0		2-0-0								
15-14-1		3-6-0		7-6-0		CONFERENCE		3-2-0		0-0-0		2-0-1								
8-5-1		1-2-0		4-2-0		HOME		1-1-0		0-0-0		2-0-1								
7-8-0		2-4-0		3-3-0		AWAY		2-1-0		0-0-0		0-0-0								
0-1-0		0-0-0		0-1-0		NEUTRAL		0-0-0		0-0-0		0-0-0								
RPI	S	Opponent		Score		RPI	S	Opponent		Score		RPI	S	Opponent		Score				
1	A	Oregon St.		4	8	30	H	Southeastern La.		9	6	53	A	San Diego		2	3			
1	A	Oregon St.		2	9	30	H	Southeastern La.		4	2	53	A	San Diego		8	2			
2	H	Florida		6	10	31	A	South Carolina		1	6	53	A	San Diego		11	1			
2	H	Florida		2	0	31	A	South Carolina		5	3	59	H	Tennessee		1	0			
2	H	Florida		8	20	31	A	South Carolina		7	6	59	H	Tennessee		3	9			
6	A	Louisville		2	6	31	N	South Carolina		4	7	70	H	Saint Mary's (CA)		9	8			
9	A	Kentucky		6	4	33	H	Texas A&M		4	3	70	H	Saint Mary's (CA)		1	5			
9	A	Kentucky		3	10	33	H	Texas A&M		4	6	70	H	Saint Mary's (CA)		9	1			
9	A	Kentucky		4	7	33	H	Texas A&M		17	3	85	A	Georgia		10	5			
12	A	Arkansas		1	7	37	A	Ole Miss		6	2	85	A	Georgia		0	1			
12	A	Arkansas		3	4	37	A	Ole Miss		8	10	85	A	Georgia		8	1			
12	A	Arkansas		6	2	37	A	Ole Miss		0	1	88	H	Tennessee Tech		2	5			
15	A	Clemson		9	4	46	N	St. John's (NY)		13	4	99	H	Ill.-Chicago		2	5			
15	A	Clemson		0	6	49	H	Missouri		1	2	99	H	Ill.-Chicago		6	2			
15	A	Clemson		8	0	49	H	Missouri		14	5	99	H	Ill.-Chicago		3	5			
						49	H	Missouri		5	2					245	H	Western Ky.	8	1
																260	H	Evansville	7	4
LAST 10 GAMES																				
						1	A	Oregon St.		2	9	46	N	St. John's (NY)		13	4			
						1	A	Oregon St.		4	8	31	N	South Carolina		4	7			
						15	A	Clemson		8	0	175	H	Alabama		3	3			
						15	A	Clemson		0	6	175	H	Alabama		13	1			
						15	A	Clemson		9	4	175	H	Alabama		18	1			

Non-Div. I Games:

Vanderbilt

H
o
u
s
t
o
n

Houston				Through Games Of June 27, 2017 (FINAL)										
Average RPI Win:	106	WON-LOST RECORD	WINNING PCT. RANK	LAST 10 GAMES	STRENGTH OF SCHEDULE	OPP. STRENGTH OF SCHEDULE	TEAM RPI	ADJ RPI	CONF. RPI	ADJ CONF. RPI				
DIV. I ONLY		42-21-0	.66667	26	8-2-0	36	35	19	.57686	19	4	4		
DIV. I NON-CONF.		23-12-0	.65714	50	2-2-0	34	43	34	.5648	34	5	5		

TOTALS	RPI 1-25	RPI 26-50		W-L RECORDS		RPI 51-100		RPI 101-150		RPI 150+				
42-21-0	6-5-0	8-10-0		OVERALL		12-4-0		5-2-0		11-0-0				
23-9-0	4-1-0	3-4-0		HOME		8-3-0		1-1-0		7-0-0				
13-10-0	2-4-0	2-4-0		AWAY		3-1-0		2-1-0		4-0-0				
6-2-0	0-0-0	3-2-0		NEUTRAL		1-0-0		2-0-0		0-0-0				
23-12-0	5-3-0	3-7-0		NON-CONFERENCE		2-1-0		2-1-0		11-0-0				
14-6-0	4-1-0	1-3-0		HOME		1-1-0		1-1-0		7-0-0				
7-4-0	1-2-0	1-0-		AWAY		1-0-0		0-0-0		4-0-0				
2-2-0	0-0-0	1-2-0		NEUTRAL		0-0-0		1-0-0		0-0-0				
19-9-0	1-2-0	5-3-0		CONFERENCE		10-3-0		3-1-0		0-0-0				
9-3-0	0-0-0	2-1-0		HOME		7-2-0		0-0-0		0-0-0				
6-6-0	1-2-0	1-2-0		AWAY		2-1-0		2-1-0		0-0-0				
4-0-0	0-0-0	2-0-0		NEUTRAL		1-0-0		1-0-0		0-0-0				

RPI	S	Opponent	Score		RPI	S	Opponent	Score		RPI	S	Opponent	Score	
10	H	Wake Forest	5	4	26	A	UCF	2	5	55	A	Louisiana	4	0
10	H	Wake Forest	8	1	26	A	UCF	3	1	80	H	Iowa	3	6
23	A	South Fla.	7	3	26	A	UCF	1	6	80	H	Iowa	7	5
23	A	South Fla.	4	5	33	H	Texas A&M	3	4	81	H	East Carolina	9	6
23	A	South Fla.	4	7	38	A	Sam Houston St.	2	3	81	H	East Carolina	8	1
24	A	Baylor	2	0	38	H	Sam Houston St.	2	12	81	H	East Carolina	17	3
24	A	Baylor	1	2	38	N	Sam Houston St.	4	5	81	N	East Carolina	6	0
24	A	Baylor	0	5	41	A	Rice	3	4	82	A	Tulane	4	0
24	H	Baylor	17	3	41	H	Rice	0	9	82	A	Tulane	4	11
25	H	Cal St. Fullerton	1	4	41	N	Rice	6	5	82	A	Tulane	15	3
25	H	Cal St. Fullerton	7	4	42	H	UConn	6	5	82	H	Tulane	1	7
					42	H	UConn	9	1	82	H	Tulane	8	7
					42	H	UConn	4	7	82	H	Tulane	12	2
					42	N	UConn	13	3	95	H	Cincinnati	7	6
					42	N	UConn	7	6	95	H	Cincinnati	8	3
					45	A	McNeese	5	4	95	H	Cincinnati	6	8
					45	H	McNeese	6	5					
					49	N	Missouri	2	4					

LAST 10 GAMES														
33	H	Texas A&M	3	4	42	N	UConn	13	3					
80	H	Iowa	7	5	42	N	UConn	7	6					
24	H	Baylor	17	3	119	N	Memphis	6	5					
80	H	Iowa	3	6	95	H	Cincinnati	7	6					
81	N	East Carolina	6	0	95	H	Cincinnati	8	3					

Average RPI Win: 84		WON-LOST	WINNING	LAST 10	STRENGTH OF		OPP. STRENGTH	TEAM	ADJ		CONF.	ADJ CONF.		
Average RPI Loss: 49		RECORD	PCT. RANK	GAMES	SCHEDULE		OF SCHEDULE	RPI	RPI		RPI	RPI		
DIV. I ONLY		36-26-0	.58065	85	5-5-0		20	8	20		.57613	20		
DIV. I NON-CONF.		22-12-0	.64706	58	2-2-0		54	19	21		.58015	21		
TOTALS		RPI 1-25	RPI 26-50		W-L RECORDS		RPI 51-100		RPI 101-150		RPI 150+			
36-26-0		8-8-0	5-7-0		OVERALL		10-10-0		7-0-0		6-1-0			
14-8-0		3-3-0	1-2-0		HOME		4-2-0		3-0-0		3-1-0			
15-16-0		3-5-0	2-3-0		AWAY		6-8-0		4-0-0		0-0-0			
7-2-0		2-0-0	2-2-0		NEUTRAL		0-0-0		0-0-0		3-0-0			
22-12-0		0-2-0	2-2-0		NON-CONFERENCE		7-7-0		7-0-0		6-1-0			
8-2-0		0-0-0	0-0-0		HOME		2-1-0		3-0-0		3-1-0			
9-10-0		0-2-0	0-0-		AWAY		5-6-0		4-0-0		0-0-0			
5-0-0		0-0-0	2-0-0		NEUTRAL		0-0-0		0-0-0		3-0-0			
14-14-0		8-6-0	3-5-0		CONFERENCE		3-3-0		0-0-0		0-0-0			
6-6-0		3-3-0	1-2-0		HOME		2-1-0		0-0-0		0-0-0			
6-6-0		3-3-0	2-1-0		AWAY		1-2-0		0-0-0		0-0-0			
2-2-0		2-0-0	0-2-0		NEUTRAL		0-0-0		0-0-0		0-0-0			
RPI	S	Opponent	Score		RPI	S	Opponent	Score		RPI	S	Opponent	Score	
4	H	TCU	5	4	29	H	Oklahoma	4	2	51	A	Old Dominion	4	8
4	H	TCU	6	8	29	H	Oklahoma	4	7	51	A	Old Dominion	3	1
4	H	TCU	5	4	29	H	Oklahoma	1	3	51	A	Old Dominion	4	7
7	H	Texas Tech	3	2	30	A	Southeastern La.	2	4	58	A	Charlotte	6	3
7	H	Texas Tech	0	1	44	A	Maryland	6	7	58	A	Charlotte	3	6
7	H	Texas Tech	3	4	44	N	Maryland	8	5	58	A	Charlotte	2	13
7	N	Texas Tech	12	7	44	N	Maryland	9	1	60	A	Coastal Caro.	22	9
10	A	Wake Forest	3	4	48	A	Oklahoma St.	9	8	60	A	Coastal Caro.	4	1
10	A	Wake Forest	8	12	48	A	Oklahoma St.	5	3	63	H	Jacksonville	8	1
17	A	Texas	2	6	48	A	Oklahoma St.	2	3	63	H	Jacksonville	2	8
17	A	Texas	4	3	48	N	Oklahoma St.	4	8	63	H	Jacksonville	5	3
17	A	Texas	4	9	48	N	Oklahoma St.	3	4	66	H	Kansas	8	0
24	A	Baylor	7	1						66	H	Kansas	2	7
24	A	Baylor	6	5						66	H	Kansas	10	1
24	A	Baylor	1	5						82	A	Tulane	18	5
24	N	Baylor	11	1						82	A	Tulane	0	6
										82	A	Tulane	8	9
										98	A	Kansas St.	4	11
										98	A	Kansas St.	4	8
										98	A	Kansas St.	9	7
LAST 10 GAMES														
10	A	Wake Forest	8	12	7	N	Texas Tech	12	7					
44	N	Maryland	8	5	48	N	Oklahoma St.	4	8					
10	A	Wake Forest	3	4	24	N	Baylor	11	1					
44	N	Maryland	9	1	17	A	Texas	4	9					
48	N	Oklahoma St.	3	4	17	A	Texas	4	3					

Non-Div. I Games:

West Virginia

Average RPI Win:	91	WON-LOST	WINNING	LAST 10	STRENGTH OF	OPP. STRENGTH	TEAM	ADJ	CONF.	ADJ CONF.					
Average RPI Loss:	37	RECORD	PCT. RANK	GAMES	SCHEDULE	OF SCHEDULE	RPI	RPI	RPI	RPI					
DIV. I ONLY		40-27-0	.59701	67	4-6-0	6	16	21	.57502	21	2	2			
DIV. I NON-CONF.		20-10-0	.66667	44	4-2-0	19	126	31	.56819	31	2	2			
TOTALS	RPI 1-25	RPI 26-50		W-L RECORDS		RPI 51-100		RPI 101-150		RPI 150+					
40-27-0	6-13-0	12-7-0		OVERALL		8-5-0		5-2-0		9-0-0					
23-11-0	3-5-0	3-3-0		HOME		4-1-0		4-2-0		9-0-0					
12-12-0	2-5-0	7-3-0		AWAY		2-4-0		1-0-0		0-0-0					
5-4-0	1-3-0	2-1-0		NEUTRAL		2-0-0		0-0-0		0-0-0					
20-10-0	3-2-0	3-3-0		NON-CONFERENCE		3-3-0		5-2-0		6-0-0					
14-5-0	1-1-0	2-1-0		HOME		1-1-0		4-2-0		6-0-0					
4-3-0	2-0-0	0-0-		AWAY		1-2-0		1-0-0		0-0-0					
2-2-0	0-1-0	1-1-0		NEUTRAL		1-0-0		0-0-0		0-0-0					
20-17-0	3-11-0	9-4-0		CONFERENCE		5-2-0		0-0-0		3-0-0					
9-6-0	2-4-0	1-2-0		HOME		3-0-0		0-0-0		3-0-0					
8-9-0	0-5-0	7-2-0		AWAY		1-2-0		0-0-0		0-0-0					
3-2-0	1-2-0	1-0-0		NEUTRAL		1-0-0		0-0-0		0-0-0					
RPI	S	Opponent	Score	RPI	S	Opponent	Score	RPI	S	Opponent	Score	RPI	S	Opponent	Score
2	N	Florida	3 12	31	A	South Carolina	7 4	59	H	Tennessee	5 4	103	H	Morehead St.	8 13
3	A	LSU	3 4	31	A	South Carolina	1 6	59	H	Tennessee	14 4	108	H	Troy	10 8
3	A	LSU	4 14	31	A	South Carolina	5 4	59	H	Tennessee	7 4	112	H	Marist	12 4
3	H	LSU	5 11	32	A	South Ala.	2 5	85	A	Georgia	1 4	112	H	Marist	8 9
3	H	LSU	7 11	32	H	South Ala.	8 6	85	A	Georgia	1 4	119	A	Memphis	8 3
3	H	LSU	1 3	32	H	South Ala.	2 0	85	A	Georgia	9 3	129	H	Columbia	11 8
7	H	Texas Tech	2 5	32	N	South Ala.	7 3	85	N	Georgia	3 0	129	H	Columbia	5 4
7	H	Texas Tech	8 5	32	N	South Ala.	3 6	86	H	FIU	9 7	166	H	Indiana St.	9 1
9	H	Kentucky	10 6	33	A	Texas A&M	4 3	86	H	FIU	3 8	166	H	Indiana St.	11 6
9	H	Kentucky	10 6	33	A	Texas A&M	5 1	89	A	Oregon	5 6	175	H	Alabama	13 12
9	H	Kentucky	2 5	33	A	Texas A&M	2 9	89	A	Oregon	5 4	175	H	Alabama	4 3
11	A	Southern Miss.	8 6	37	A	Ole Miss	5 3	89	A	Oregon	0 1	175	H	Alabama	6 5
11	A	Southern Miss.	8 1	37	A	Ole Miss	2 1	99	N	Ill.-Chicago	5 4	269	H	Western Ill.	8 2
11	N	Southern Miss.	5 7	37	A	Ole Miss	4 3					269	H	Western Ill.	10 9
12	A	Arkansas	1 6	37	N	Ole Miss	4 2					283	H	Ark.-Pine Bluff	11 8
12	A	Arkansas	1 3	39	H	Auburn	3 5					293	H	Mississippi Val.	5 0
12	A	Arkansas	4 5	39	H	Auburn	5 2								
12	N	Arkansas	4 3	39	H	Auburn	8 17								
12	N	Arkansas	2 9	47	H	Louisiana Tech	2 3								
LAST 10 GAMES															
				3	A	LSU	4 14	32	N	South Ala.	7 3				
				3	A	LSU	3 4	99	N	Ill.-Chicago	5 4				
				7	H	Texas Tech	2 5	32	N	South Ala.	3 6				
				11	A	Southern Miss.	8 6	2	N	Florida	3 12				
				11	A	Southern Miss.	8 1	12	N	Arkansas	2 9				

Non-Div. I Games:

Mississippi St.

Average RPI Win:	139	WON-LOST RECORD	WINNING PCT. RANK	LAST 10 GAMES	STRENGTH OF SCHEDULE	OPP. STRENGTH OF SCHEDULE	TEAM RPI	ADJ RPI	CONF. RPI	ADJ CONF. RPI		
DIV. I ONLY		43-20-0	.68254	19	6-4-0	69	106	22	.57204	22	16	16
DIV. I NON-CONF.		22-17-0	.5641	106	3-3-0	12	44	23	.57829	23	13	13
<hr/>												
TOTALS	RPI 1-25	RPI 26-50		W-L RECORDS		RPI 51-100		RPI 101-150		RPI 150+		
43-20-0	2-4-0	3-2-0		OVERALL		8-6-0		11-3-0		19-5-0		
18-5-0	0-1-0	1-0-0		HOME		3-2-0		8-2-0		6-0-0		
19-13-0	2-3-0	1-2-0		AWAY		4-4-0		2-1-0		10-3-0		
6-2-0	0-0-0	1-0-0		NEUTRAL		1-0-0		1-0-0		3-2-0		
22-17-0	2-4-0	3-2-0		NON-CONFERENCE		5-6-0		7-3-0		5-2-0		
6-5-0	0-1-0	1-0-0		HOME		0-2-0		5-2-0		0-0-0		
13-12-0	2-3-0	1-0-		AWAY		4-4-0		2-1-0		4-2-0		
3-0-0	0-0-0	1-0-0		NEUTRAL		1-0-0		0-0-0		1-0-0		
21-3-0	0-0-0	0-0-0		CONFERENCE		3-0-0		4-0-0		14-3-0		
12-0-0	0-0-0	0-0-0		HOME		3-0-0		3-0-0		6-0-0		
6-1-0	0-0-0	0-0-0		AWAY		0-0-0		0-0-0		6-1-0		
3-2-0	0-0-0	0-0-0		NEUTRAL		0-0-0		1-0-0		2-2-0		
RPI S	Opponent	Score		RPI S	Opponent	Score		RPI S	Opponent	Score		
4 A	TCU	2	3	45 A	McNeese	3	4	52 H	DBU	7	3	
4 A	TCU	1	8	48 A	Oklahoma St.	3	7	52 H	DBU	11	8	
12 A	Arkansas	3	2	48 N	Oklahoma St.	6	5	52 H	DBU	5	1	
12 A	Arkansas	5	4	49 A	Missouri	5	3	66 A	Kansas	5	8	
12 A	Arkansas	10	11	49 H	Missouri	5	1	66 H	Kansas	2	4	
12 H	Arkansas	4	12					68 N	Rhode Island	12	1	
								72 A	Minnesota	7	2	
								72 A	Minnesota	2	5	
								72 A	Minnesota	12	3	
								74 A	New Mexico	8	17	
								74 A	New Mexico	5	9	
								74 A	New Mexico	8	0	
								75 A	Oral Roberts	9	5	
								75 H	Oral Roberts	1	3	

Non-Div. I Games:

Missouri St.

Missouri.

Missouri.

Missouri St.

[illegible]

Non-Div. I Games:

South Fla.

Average RPI Win:		94	WON-LOST		WINNING		LAST 10		STRENGTH OF		OPP. STRENGTH		TEAM	ADJ		CONF.	ADJ CONF.	
Average RPI Loss:		39	RECORD		PCT. RANK		GAMES		SCHEDULE		OF SCHEDULE		RPI	RPI		RPI	RPI	
DIV. I ONLY			34-23-0		.59649		68		4-6-0		11		31		24		.57024	
DIV. I NON-CONF.			22-9-0		.70968		26		1-2-0		24		88		22		.57943	
TOTALS		RPI 1-25		RPI 26-50		W-L RECORDS		RPI 51-100		RPI 101-150		RPI 150+						
34-23-0		7-12-0		10-4-0		OVERALL		7-6-0		0-1-0		10-0-0						
20-11-0		5-4-0		4-3-0		HOME		2-3-0		0-1-0		9-0-0						
12-8-0		2-5-0		4-0-0		AWAY		5-3-0		0-0-0		1-0-0						
2-4-0		0-3-0		2-1-0		NEUTRAL		0-0-0		0-0-0		0-0-0						
22-9-0		2-3-0		6-2-0		NON-CONFERENCE		4-3-0		0-1-0		10-0-0						
15-4-0		2-1-0		3-1-0		HOME		1-1-0		0-1-0		9-0-0						
5-3-0		0-1-0		1-0-		AWAY		3-2-0		0-0-0		1-0-0						
2-2-0		0-1-0		2-1-0		NEUTRAL		0-0-0		0-0-0		0-0-0						
12-14-0		5-9-0		4-2-0		CONFERENCE		3-3-0		0-0-0		0-0-0						
5-7-0		3-3-0		1-2-0		HOME		1-2-0		0-0-0		0-0-0						
7-5-0		2-4-0		3-0-0		AWAY		2-1-0		0-0-0		0-0-0						
0-2-0		0-2-0		0-0-0		NEUTRAL		0-0-0		0-0-0		0-0-0						
RPI	S	Opponent		Score		RPI	S	Opponent		Score		RPI	S	Opponent		Score		
3	N	LSU		0	4	29	H	Oklahoma		3	11	52	A	DBU		4	1	
4	A	TCU		5	8	29	H	Oklahoma		0	3	52	H	DBU		8	6	
4	A	TCU		16	5	29	H	Oklahoma		7	0	66	A	Kansas		5	4	
4	A	TCU		4	9	32	H	South Ala.		10	9	66	A	Kansas		1	6	
7	A	Texas Tech		10	9	32	H	South Ala.		9	7	66	A	Kansas		3	1	
7	A	Texas Tech		3	5	32	H	South Ala.		3	2	83	A	Washington		6	3	
7	A	Texas Tech		2	13	33	N	Texas A&M		5	8	83	A	Washington		0	6	
7	N	Texas Tech		1	4	33	N	Texas A&M		6	3	83	A	Washington		4	5	
17	H	Texas		3	5	37	N	Ole Miss		4	0	97	A	UTSA		10	0	
17	H	Texas		6	2	38	A	Sam Houston St.		6	5	97	H	UTSA		9	15	
17	H	Texas		4	3	38	H	Sam Houston St.		4	7	98	H	Kansas St.		5	6	
19	A	Houston		3	17	48	A	Oklahoma St.		9	3	98	H	Kansas St.		21	13	
19	H	Houston		0	2	48	A	Oklahoma St.		3	2	98	H	Kansas St.		8	10	
19	H	Houston		2	1	48	A	Oklahoma St.		8	7							
19	H	Houston		5	0													
20	H	West Virginia		5	6													
20	H	West Virginia		5	1													
20	H	West Virginia		1	7													
20	N	West Virginia		1	11													
LAST 10 GAMES																		
19	A	Houston		3	17	98	H	Kansas St.		8	10							
33	N	Texas A&M		5	8	98	H	Kansas St.		21	13							
7	N	Texas Tech		1	4	97	A	UTSA		10	0							
20	N	West Virginia		1	11	48	A	Oklahoma St.		8	7							
98	H	Kansas St.		5	6	48	A	Oklahoma St.		3	2							

Non-Div. I Games:

Baylor

Average RPI Win:	105	WON-LOST RECORD	WINNING PCT. RANK	LAST 10 GAMES	STRENGTH OF SCHEDULE	OPP. STRENGTH OF SCHEDULE	TEAM RPI	ADJ RPI	CONF. RPI	ADJ CONF. RPI		
Average RPI Loss:	76											
DIV. I ONLY		39-24-0	.61905	58	5-5-0	34	46	25	.56952	25	8	8
DIV. I NON-CONF.		22-11-0	.66667	44	3-2-0	10	17	10	.59141	10	8	8
<hr/>												
TOTALS	RPI 1-25	RPI 26-50		W-L RECORDS		RPI 51-100		RPI 101-150		RPI 150+		
39-24-0	8-10-0	3-1-0		OVERALL		7-4-0		11-6-0		10-3-0		
21-8-0	3-3-0	3-1-0		HOME		5-2-0		4-1-0		6-1-0		
17-13-0	5-5-0	0-0-0		AWAY		1-1-0		7-5-0		4-2-0		
1-3-0	0-2-0	0-0-0		NEUTRAL		1-1-0		0-0-0		0-0-0		
22-11-0	5-4-0	3-1-0		NON-CONFERENCE		7-4-0		4-1-0		3-1-0		
13-4-0	2-1-0	3-1-0		HOME		5-2-0		2-0-0		1-0-0		
8-4-0	3-1-0	0-0-		AWAY		1-1-0		2-1-0		2-1-0		
1-3-0	0-2-0	0-0-0		NEUTRAL		1-1-0		0-0-0		0-0-0		
17-13-0	3-6-0	0-0-0		CONFERENCE		0-0-0		7-5-0		7-2-0		
8-4-0	1-2-0	0-0-0		HOME		0-0-0		2-1-0		5-1-0		
9-9-0	2-4-0	0-0-0		AWAY		0-0-0		5-4-0		2-1-0		
0-0-0	0-0-0	0-0-0		NEUTRAL		0-0-0		0-0-0		0-0-0		
RPI S	Opponent	Score	RPI S	Opponent	Score	RPI S	Opponent	Score	RPI S	Opponent	Score	
1 N	Oregon St.	5 6	28 H	Arizona	4 0	53 A	San Diego	9 2	106 A	Arizona St.	10 4	
8 N	Florida St.	4 6	50 H	Gonzaga	3 2	53 H	San Diego	13 2	106 A	Arizona St.	13 4	
13 A	Stanford	4 1	50 H	Gonzaga	0 1	53 N	San Diego	6 11	110 A	Cal Poly	4 8	
13 A	Stanford	4 2	50 H	Gonzaga	4 3	56 N	BYU	13 2	110 A	Cal Poly	6 13	
13 H	Stanford	6 7				65 A	UCLA	7 9	110 A	Cal Poly	7 4	
13 H	Stanford	1 0				65 H	UCLA	4 3	140 H	UC Santa Barbara	8 4	
13 H	Stanford	8 1				70 H	Saint Mary's (CA)	4 12	140 H	UC Santa Barbara	3 6	
14 A	Long Beach St.	0 1				73 H	San Diego St.	4 5	140 H	UC Santa Barbara	12 3	
14 A	Long Beach St.	4 6				74 H	New Mexico	5 4	144 A	Southern California	9 13	
14 A	Long Beach St.	12 0				74 H	New Mexico	2 1	144 H	Southern California	2 1	
14 A	Long Beach St.	0 3				74 H	New Mexico	1 0	144 H	Southern California	13 5	
14 A	Long Beach St.	2 1							149 A	Hawaii	6 2	
14 A	Long Beach St.	5 8							149 A	Hawaii	3 1	
14 H	Long Beach St.	0 1							149 A	Hawaii	1 4	
14 H	Long Beach St.	1 2							150 A	UC Riverside	2 3	
14 H	Long Beach St.	6 3							150 A	UC Riverside	15 2	
19 A	Houston	4 7							150 A	UC Riverside	6 1	
19 A	Houston	4 1							161 H	UC Irvine	5 3	
									161 H	UC Irvine	4 12	
									161 H	UC Irvine	3 2	
									174 H	UC Davis	9 8	
									174 H	UC Davis	8 5	
									174 H	UC Davis	6 0	
									176 A	CSUN	16 7	
									176 A	CSUN	4 8	
									176 A	CSUN	3 2	
									222 H	San Jose St.	6 1	

Non-Div. I Games:

Cal St. Fullerton

RPI	S	Opponent	Score	
259	A	UNLV	1	6
259	A	UNLV	4	1
259	A	UNLV	5	0

Cal St. Fullerton

C
a
l
S
t
.
F
u
l
l
e
r
t
o
n

C
a
l
S
t
.
F
u
l
l
e
r
t
o
n

Average RPI Win: 114		WON-LOST	WINNING	LAST 10	STRENGTH OF		OPP. STRENGTH	TEAM	ADJ		CONF.	ADJ CONF.		
Average RPI Loss: 55		RECORD	PCT. RANK	GAMES	SCHEDULE		OF SCHEDULE	RPI	RPI		RPI	RPI		
DIV. I ONLY		40-22-0	.64516	39	4-6-0		28	54	26	.56929	26	4		
DIV. I NON-CONF.		23-11-0	.67647	42	0-3-0		43	81	40	.55865	40	5		
TOTALS		RPI 1-25	RPI 26-50		W-L RECORDS		RPI 51-100		RPI 101-150		RPI 150+			
40-22-0		6-9-0	3-2-0		OVERALL		13-7-0		4-4-0		14-0-0			
28-9-0		5-4-0	2-1-0		HOME		3-1-0		4-3-0		14-0-0			
10-10-0		0-5-0	1-0-0		AWAY		9-4-0		0-1-0		0-0-0			
2-3-0		1-0-0	0-1-0		NEUTRAL		1-2-0		0-0-0		0-0-0			
23-11-0		1-4-0	1-1-0		NON-CONFERENCE		5-3-0		2-3-0		14-0-0			
20-5-0		1-2-0	0-0-0		HOME		3-1-0		2-2-0		14-0-0			
3-5-0		0-2-0	1-0-		AWAY		2-2-0		0-1-0		0-0-0			
0-1-0		0-0-0	0-1-0		NEUTRAL		0-0-0		0-0-0		0-0-0			
17-11-0		5-5-0	2-1-0		CONFERENCE		8-4-0		2-1-0		0-0-0			
8-4-0		4-2-0	2-1-0		HOME		0-0-0		2-1-0		0-0-0			
7-5-0		0-3-0	0-0-0		AWAY		7-2-0		0-0-0		0-0-0			
2-2-0		1-0-0	0-0-0		NEUTRAL		1-2-0		0-0-0		0-0-0			
RPI	S	Opponent	Score		RPI	S	Opponent	Score		RPI	S	Opponent	Score	
2	A	Florida	3	4	39	N	Auburn	4	7	57	A	Fla. Atlantic	4	9
2	H	Florida	11	2	42	H	UConn	5	6	57	H	Fla. Atlantic	3	8
8	A	Florida St.	1	6	42	H	UConn	8	1	61	A	Bethune-Cookman	5	4
8	H	Florida St.	2	5	42	H	UConn	8	2	61	H	Bethune-Cookman	5	1
8	H	Florida St.	0	5	43	A	Miami (FL)	5	2	63	A	Jacksonville	1	7
19	H	Houston	5	2						63	A	Jacksonville	10	3
19	H	Houston	1	3						63	H	Jacksonville	4	0
19	H	Houston	6	1						63	H	Jacksonville	10	1
23	A	South Fla.	5	7						81	A	East Carolina	7	0
23	A	South Fla.	5	6						81	A	East Carolina	8	7
23	A	South Fla.	4	5						81	A	East Carolina	9	4
23	H	South Fla.	9	1						81	N	East Carolina	3	14
23	H	South Fla.	3	2						81	N	East Carolina	0	4
23	H	South Fla.	4	7						82	A	Tulane	3	4
23	N	South Fla.	12	0						82	A	Tulane	11	4
										82	A	Tulane	11	1
										82	N	Tulane	8	3
										95	A	Cincinnati	3	1
										95	A	Cincinnati	16	2
										95	A	Cincinnati	5	8

Non-Div. I Games:

UCF

[illegible]

Non-Div. I Games:

North Carolina St.

RPI	S	Opponent	Score	
220	H	Campbell	8	9
252	H	N.C. Central	13	0

North Carolina St.

N
o
r
t
h
C
a
r
o
l
i
n
a
S
t
.

N
o
r
t
h
C
a
r
o
l
i
n
a
S
t
.

Average RPI Win: 123		WON-LOST RECORD	WINNING PCT. RANK	LAST 10 GAMES	STRENGTH OF SCHEDULE	OPP. STRENGTH OF SCHEDULE	TEAM RPI	ADJ RPI	CONF. RPI	ADJ CONF. RPI				
Average RPI Loss: 51														
DIV. I ONLY		38-21-0	.64407	40	6-4-0	45	40	28	.56601	28	5	5		
DIV. I NON-CONF.		21-6-0	.77778	15	2-2-0	36	84	5	.60089	5	4	4		
<hr/>														
TOTALS		RPI 1-25		RPI 26-50		W-L RECORDS		RPI 51-100		RPI 101-150		RPI 150+		
38-21-0		1-8-0		5-2-0		OVERALL		8-8-0		16-3-0		8-0-0		
24-7-0		0-0-0		4-0-0		HOME		6-6-0		7-1-0		7-0-0		
11-11-0		0-8-0		0-0-0		AWAY		2-1-0		8-2-0		1-0-0		
3-3-0		1-0-0		1-2-0		NEUTRAL		0-1-0		1-0-0		0-0-0		
21-6-0		1-2-0		5-2-0		NON-CONFERENCE		0-1-0		7-1-0		8-0-0		
14-0-0		0-0-0		4-0-0		HOME		0-0-0		3-0-0		7-0-0		
4-3-0		0-2-0		0-0-		AWAY		0-0-0		3-1-0		1-0-0		
3-3-0		1-0-0		1-2-0		NEUTRAL		0-1-0		1-0-0		0-0-0		
17-15-0		0-6-0		0-0-0		CONFERENCE		8-7-0		9-2-0		0-0-0		
10-7-0		0-0-0		0-0-0		HOME		6-6-0		4-1-0		0-0-0		
7-8-0		0-6-0		0-0-0		AWAY		2-1-0		5-1-0		0-0-0		
0-0-0		0-0-0		0-0-0		NEUTRAL		0-0-0		0-0-0		0-0-0		
RPI	S	Opponent	Score		RPI	S	Opponent	Score		RPI	S	Opponent	Score	
1	A	Oregon St.	4	5	38	N	Sam Houston St.	4	5	54	N	Nebraska	0	1
1	A	Oregon St.	7	11	38	N	Sam Houston St.	3	9	64	H	California	10	3
1	A	Oregon St.	3	4	45	H	McNeese	12	3	64	H	California	6	9
7	A	Texas Tech	1	13	45	H	McNeese	8	3	64	H	California	4	7
12	N	Arkansas	3	0	45	H	McNeese	9	3	65	A	UCLA	7	8
13	A	Stanford	2	3	45	H	McNeese	12	5	65	A	UCLA	4	3
13	A	Stanford	1	3	48	N	Oklahoma St.	10	9	65	A	UCLA	19	4
13	A	Stanford	3	4						69	H	Utah	5	12
25	A	Cal St. Fullerton	0	4						69	H	Utah	3	7
										69	H	Utah	2	4
										83	H	Washington	5	4
										83	H	Washington	3	1
										83	H	Washington	12	11
										89	H	Oregon	5	4
										89	H	Oregon	4	8
										89	H	Oregon	18	4

Non-Div. I Games:

Arizona

Average RPI Win: 125		WON-LOST RECORD	WINNING PCT. RANK	LAST 10 GAMES	STRENGTH OF SCHEDULE	OPP. STRENGTH OF SCHEDULE	TEAM RPI	ADJ RPI	CONF. RPI	ADJ CONF. RPI		
Average RPI Loss: 44												
DIV. I ONLY		35-24-0	.59322	70	3-7-0	25	48	29	.56474	29	1	1
DIV. I NON-CONF.		23-10-0	.69697	30	1-2-0	75	166	35	.56436	35	1	1
<hr/>												
TOTALS		RPI 1-25	RPI 26-50		W-L RECORDS		RPI 51-100		RPI 101-150		RPI 150+	
35-24-0		11-10-0	0-6-0		OVERALL		6-7-0		4-1-0		14-0-0	
23-6-0		6-3-0	0-0-0		HOME		3-2-0		4-1-0		10-0-0	
11-13-0		5-5-0	0-4-0		AWAY		2-4-0		0-0-0		4-0-0	
1-5-0		0-2-0	0-2-0		NEUTRAL		1-1-0		0-0-0		0-0-0	
23-10-0		2-2-0	0-3-0		NON-CONFERENCE		3-4-0		4-1-0		14-0-0	
18-2-0		2-1-0	0-0-0		HOME		2-0-0		4-1-0		10-0-0	
4-7-0		0-1-0	0-0-		AWAY		0-3-0		0-0-0		4-0-0	
1-1-0		0-0-0	0-0-0		NEUTRAL		1-1-0		0-0-0		0-0-0	
12-14-0		9-8-0	0-3-0		CONFERENCE		3-3-0		0-0-0		0-0-0	
5-4-0		4-2-0	0-0-0		HOME		1-2-0		0-0-0		0-0-0	
7-6-0		5-4-0	0-1-0		AWAY		2-1-0		0-0-0		0-0-0	
0-4-0		0-2-0	0-2-0		NEUTRAL		0-0-0		0-0-0		0-0-0	
RPI	S	Opponent	Score	RPI	S	Opponent	Score	RPI	S	Opponent	Score	
4	H	TCU	6 9	40	A	Michigan	4 14	52	A	DBU	10 16	145 H Central Conn. St. 11 2
4	H	TCU	10 9	40	A	Michigan	2 6	66	H	Kansas	2 5	145 H Central Conn. St. 13 2
4	H	TCU	9 8	40	A	Michigan	2 5	66	H	Kansas	7 6	145 H Central Conn. St. 6 1
4	N	TCU	4 9	48	A	Oklahoma St.	3 4	66	H	Kansas	10 15	145 H Central Conn. St. 3 0
6	A	Louisville	1 11	48	N	Oklahoma St.	2 5	71	N	Xavier	0 11	146 H Wichita St. 2 4
7	H	Texas Tech	5 4	48	N	Oklahoma St.	7 9	71	N	Xavier	7 2	156 A Kennesaw St. 17 9
7	H	Texas Tech	6 2					75	A	Oral Roberts	2 3	156 A Kennesaw St. 14 4
7	H	Texas Tech	4 9					75	H	Oral Roberts	6 2	156 A Kennesaw St. 5 2
14	H	Long Beach St.	4 2					76	A	Georgia Tech	0 2	214 A Georgia St. 5 4
14	H	Long Beach St.	6 2					84	H	Boston College	5 4	224 H Little Rock 10 5
14	H	Long Beach St.	3 8					98	A	Kansas St.	7 9	230 H Buffalo 11 0
17	A	Texas	2 1					98	A	Kansas St.	3 0	230 H Buffalo 5 1
17	A	Texas	3 5					98	A	Kansas St.	11 5	230 H Buffalo 1 0
17	A	Texas	3 9									230 H Buffalo 16 10
17	N	Texas	4 8									249 H Villanova 17 1
20	A	West Virginia	7 4									249 H Villanova 9 2
20	A	West Virginia	3 1									263 H Northern Ill. 10 3
20	A	West Virginia	2 4									279 H Grambling 10 2
24	A	Baylor	11 3									279 H Grambling 11 2
24	A	Baylor	3 0									
24	A	Baylor	0 7									
				LAST 10 GAMES								
				71	N	Xavier	0 11	48	N	Oklahoma St.	2 5	
				6	A	Louisville	1 11	48	N	Oklahoma St.	7 9	
				71	N	Xavier	7 2	4	H	TCU	10 9	
				4	N	TCU	4 9	4	H	TCU	9 8	
				17	N	Texas	4 8	4	H	TCU	6 9	

Non-Div. I Games:

Oklahoma

Average RPI Win:	107	WON-LOST RECORD	WINNING PCT. RANK	LAST 10 GAMES	STRENGTH OF SCHEDULE	OPP. STRENGTH OF SCHEDULE	TEAM RPI	ADJ RPI	CONF. RPI	ADJ CONF. RPI					
DIV. I ONLY		37-22-0	.62712	50	4-6-0	39	60	30	.56389	30	12	12			
DIV. I NON-CONF.		16-10-0	.61538	69	2-4-0	25	4	24	.57755	24	12	12			
<hr/>															
TOTALS	RPI 1-25	RPI 26-50		W-L RECORDS		RPI 51-100		RPI 101-150		RPI 150+					
37-22-0	1-5-0	10-5-0		OVERALL		6-2-0		12-6-0		8-4-0					
20-7-0	1-0-0	5-2-0		HOME		4-1-0		6-2-0		4-2-0					
12-11-0	0-4-0	3-1-0		AWAY		1-1-0		4-3-0		4-2-0					
5-4-0	0-1-0	2-2-0		NEUTRAL		1-0-0		2-1-0		0-0-0					
16-10-0	1-5-0	6-2-0		NON-CONFERENCE		6-2-0		1-0-0		2-1-0					
8-2-0	1-0-0	1-0-0		HOME		4-1-0		0-0-0		2-1-0					
4-6-0	0-4-0	3-0-		AWAY		1-1-0		0-0-0		0-0-0					
4-2-0	0-1-0	2-1-0		NEUTRAL		1-0-0		1-0-0		0-0-0					
21-12-0	0-0-0	4-3-0		CONFERENCE		0-0-0		11-6-0		6-3-0					
12-5-0	0-0-0	4-2-0		HOME		0-0-0		6-2-0		2-1-0					
8-5-0	0-0-0	0-0-0		AWAY		0-0-0		4-3-0		4-2-0					
1-2-0	0-0-0	0-1-0		NEUTRAL		0-0-0		1-1-0		0-0-0					
<hr/>															
RPI	S	Opponent	Score	RPI	S	Opponent	Score	RPI	S	Opponent	Score	RPI	S	Opponent	Score
3	A	LSU	6 11	32	A	South Ala.	12 4	55	A	Louisiana	2 9	104	H	Lamar University	4 1
3	A	LSU	2 8	32	H	South Ala.	12 9	55	H	Louisiana	5 4	104	H	Lamar University	5 13
11	N	Southern Miss.	3 11	32	N	South Ala.	4 3	55	H	Louisiana	15 3	104	H	Lamar University	6 5
18	A	Vanderbilt	6 9	38	H	Sam Houston St.	3 2	82	A	Tulane	16 2	108	N	Troy	5 4
18	A	Vanderbilt	2 4	38	H	Sam Houston St.	2 1	82	H	Tulane	8 5	113	H	Central Ark.	3 2
20	H	West Virginia	4 2	38	H	Sam Houston St.	3 10	93	H	Seton Hall	10 7	113	H	Central Ark.	10 3
				38	N	Sam Houston St.	4 8	93	H	Seton Hall	3 16	113	H	Central Ark.	10 3
				41	A	Rice	12 4	93	N	Seton Hall	13 1	114	A	New Orleans	8 0
				41	A	Rice	5 15					114	A	New Orleans	4 2
				41	A	Rice	8 4					114	H	New Orleans	8 3
				41	N	Rice	12 6					114	N	New Orleans	12 7
				41	N	Rice	5 9					114	N	New Orleans	4 7
				45	H	McNeese	10 2					118	A	Houston Baptist	3 6
				45	H	McNeese	1 4					118	A	Houston Baptist	7 8
				45	H	McNeese	5 4					118	A	Houston Baptist	0 4
												143	A	Nicholls St.	4 0
												143	A	Nicholls St.	11 6
												143	H	Nicholls St.	2 3
												152	A	SFA	11 7
												152	A	SFA	11 5
												152	A	SFA	7 0
				LAST 10 GAMES								177	H	Murray St.	1 3
				41	N	Rice	5 9	114	N	New Orleans	12 7	209	A	A&M-Corpus Christi	8 5
				3	A	LSU	6 11	93	H	Seton Hall	10 7	209	A	A&M-Corpus Christi	4 5
				41	N	Rice	12 6	93	H	Seton Hall	3 16	209	A	A&M-Corpus Christi	2 3
				114	N	New Orleans	4 7	11	N	Southern Miss.	3 11	241	H	Northwestern St.	4 6
				38	N	Sam Houston St.	4 8	113	H	Central Ark.	3 2	241	H	Northwestern St.	3 2

Non-Div. I Games:

Southeastern La.

RPI	S	Opponent	Score	
241	H	Northwestern St.	7	0
271	H	Hofstra	11	1
286	H	Alcorn	21	3

Southeastern La.

S
o
u
t
h
e
a
s
t
e
r
n
L
a
.

S
o
u
t
h
e
a
s
t
e
r
n
L
a
.

South Carolina

Through Games Of June 27, 2017 (FINAL)

Average RPI Win:		95	WON-LOST RECORD		WINNING PCT. RANK	LAST 10 GAMES		STRENGTH OF SCHEDULE		OPP. STRENGTH OF SCHEDULE	TEAM RPI	ADJ RPI		CONF. RPI	ADJ CONF. RPI		
Average RPI Loss:		39															
DIV. I ONLY			35-25-0		.58333	80	5-5-0		13	2	31	.56295	31	2	2		
DIV. I NON-CONF.			19-6-0		.76	16	1-0-0		26	75	25	.57744	25	2	2		
TOTALS		RPI 1-25		RPI 26-50		W-L RECORDS		RPI 51-100		RPI 101-150		RPI 150+					
35-25-0		8-15-0		3-4-0		OVERALL		12-4-0		4-1-0		8-1-0					
23-13-0		3-7-0		0-0-0		HOME		9-4-0		4-1-0		7-1-0					
9-8-0		3-4-0		2-4-0		AWAY		3-0-0		0-0-0		1-0-0					
3-4-0		2-4-0		1-0-0		NEUTRAL		0-0-0		0-0-0		0-0-0					
19-6-0		1-3-0		0-0-0		NON-CONFERENCE		8-2-0		4-1-0		6-0-0					
17-4-0		0-1-0		0-0-0		HOME		8-2-0		4-1-0		5-0-0					
2-0-0		1-0-0		0-0-		AWAY		0-0-0		0-0-0		1-0-0					
0-2-0		0-2-0		0-0-0		NEUTRAL		0-0-0		0-0-0		0-0-0					
16-19-0		7-12-0		3-4-0		CONFERENCE		4-2-0		0-0-0		2-1-0					
6-9-0		3-6-0		0-0-0		HOME		1-2-0		0-0-0		2-1-0					
7-8-0		2-4-0		2-4-0		AWAY		3-0-0		0-0-0		0-0-0					
3-2-0		2-2-0		1-0-0		NEUTRAL		0-0-0		0-0-0		0-0-0					
RPI	S	Opponent		Score		RPI	S	Opponent		Score		RPI	S	Opponent		Score	
2	A	Florida		4	2	39	A	Auburn		4	5	58	H	Charlotte		5	4
2	A	Florida		5	7	39	A	Auburn		7	0	59	A	Tennessee		10	2
2	A	Florida		0	1	39	A	Auburn		5	6	59	A	Tennessee		6	4
3	A	LSU		2	5	49	A	Missouri		4	3	59	A	Tennessee		7	1
3	A	LSU		3	2	49	A	Missouri		3	5	78	H	Michigan St.		5	2
3	A	LSU		6	7	49	A	Missouri		3	5	78	H	Michigan St.		3	2
3	N	LSU		0	11	49	N	Missouri		10	2	79	H	Liberty		10	7
5	N	North Carolina		5	20							85	H	Georgia		4	5
9	H	Kentucky		1	19							85	H	Georgia		10	0
9	H	Kentucky		4	9							85	H	Georgia		3	6
9	H	Kentucky		5	1							90	H	Winthrop		8	6
9	N	Kentucky		3	1							94	H	Davidson		3	2
9	N	Kentucky		2	7							98	H	Kansas St.		5	6
15	A	Clemson		2	0							100	H	Wright St.		4	3
15	H	Clemson		3	5							100	H	Wright St.		10	5
15	N	Clemson		7	8							100	H	Wright St.		1	5
18	H	Vanderbilt		3	5												
18	H	Vanderbilt		6	7												
18	H	Vanderbilt		6	1												
18	N	Vanderbilt		7	4												
21	H	Mississippi St.		6	1												
21	H	Mississippi St.		4	7												
21	H	Mississippi St.		4	5												
						LAST 10 GAMES											
						3	N	LSU		0	11	85	H	Georgia		10	0
						9	N	Kentucky		3	1	85	H	Georgia		4	5
						49	N	Missouri		10	2	85	H	Georgia		3	6
						9	N	Kentucky		2	7	262	H	USC Upstate		6	3
						18	N	Vanderbilt		7	4	49	A	Missouri		3	5

Non-Div. I Games:

South Carolina

Average RPI Win:	154	WON-LOST RECORD	WINNING PCT. RANK	LAST 10 GAMES	STRENGTH OF SCHEDULE	OPP. STRENGTH OF SCHEDULE	TEAM RPI	ADJ RPI	CONF. RPI	ADJ CONF. RPI		
DIV. I ONLY		40-21-0	.65574	35	7-3-0	74	77	32	.56293	32	9	9
DIV. I NON-CONF.		14-13-0	.51852	132	1-2-0	33	8	53	.54889	53	10	10
<hr/>												
TOTALS	RPI 1-25	RPI 26-50		W-L RECORDS		RPI 51-100		RPI 101-150		RPI 150+		
40-21-0	3-9-0	1-3-0		OVERALL		5-6-0		8-1-0		23-2-0		
18-6-0	1-1-0	0-1-0		HOME		1-2-0		3-1-0		13-1-0		
15-12-0	1-7-0	1-1-0		AWAY		3-3-0		1-0-0		9-1-0		
7-3-0	1-1-0	0-1-0		NEUTRAL		1-1-0		4-0-0		1-0-0		
<hr/>												
14-13-0	3-9-0	1-3-0		NON-CONFERENCE		0-1-0		4-0-0		6-0-0		
7-2-0	1-1-0	0-1-0		HOME		0-0-0		1-0-0		5-0-0		
4-8-0	1-7-0	1-0-		AWAY		0-0-0		1-0-0		1-0-0		
3-3-0	1-1-0	0-1-0		NEUTRAL		0-1-0		2-0-0		0-0-0		
<hr/>												
26-8-0	0-0-0	0-0-0		CONFERENCE		5-5-0		4-1-0		17-2-0		
11-4-0	0-0-0	0-0-0		HOME		1-2-0		2-1-0		8-1-0		
11-4-0	0-0-0	0-0-0		AWAY		3-3-0		0-0-0		8-1-0		
4-0-0	0-0-0	0-0-0		NEUTRAL		1-0-0		2-0-0		1-0-0		
<hr/>												
RPI S	Opponent	Score		RPI S	Opponent	Score		RPI S	Opponent	Score		
3 A	LSU	7	6	30 A	Southeastern La.	9	12	55 A	Louisiana	6	0	
11 A	Southern Miss.	2	4	30 H	Southeastern La.	4	12	55 A	Louisiana	2	10	
11 A	Southern Miss.	3	8	30 N	Southeastern La.	3	4	55 A	Louisiana	1	11	
11 H	Southern Miss.	7	13	39 A	Auburn	14	3	60 H	Coastal Caro.	9	11	
21 A	Mississippi St.	6	8					60 H	Coastal Caro.	4	3	
21 A	Mississippi St.	0	2					60 H	Coastal Caro.	3	4	
21 H	Mississippi St.	5	2					87 A	Ga. Southern	5	0	
21 N	Mississippi St.	3	7					87 A	Ga. Southern	19	6	
21 N	Mississippi St.	6	3					87 A	Ga. Southern	5	8	
24 A	Baylor	9	10					87 N	Ga. Southern	7	6	
24 A	Baylor	2	3					93 N	Seton Hall	2	3	
24 A	Baylor	7	9									
<hr/>												
				LAST 10 GAMES								
				21 N	Mississippi St.	3	7	108 N	Troy	9	1	
				11 A	Southern Miss.	3	8	108 H	Troy	10	7	
				21 N	Mississippi St.	6	3	108 H	Troy	10	6	
				87 N	Ga. Southern	7	6	108 H	Troy	4	5	
				180 N	Arkansas St.	4	2	183 A	Appalachian St.	11	6	
<hr/>												
									198 H	Eastern Ill.	8	3
									198 H	Eastern Ill.	8	2
									198 H	Eastern Ill.	32	0
									205 A	Alabama St.	13	4
									205 H	Alabama St.	6	4
									214 H	Georgia St.	7	0
									214 H	Georgia St.	19	9
									214 H	Georgia St.	16	6

Non-Div. I Games:

South Ala.

RPI	S	Opponent	Score	
224	H	Little Rock	5	11
224	H	Little Rock	5	3
224	H	Little Rock	8	3
255	A	La.-Monroe	4	1
255	A	La.-Monroe	8	3
255	A	La.-Monroe	14	2
297	H	Alabama A&M	11	1

South Ala.

S
o
u
t
h
A
l
a
.

S
o
u
t
h
A
l
a
.

Average RPI Win: 127		WON-LOST	WINNING	LAST 10	STRENGTH OF		OPP. STRENGTH	TEAM	ADJ		CONF.	ADJ CONF.					
Average RPI Loss: 32		RECORD	PCT. RANK	GAMES	SCHEDULE		OF SCHEDULE	RPI	RPI		RPI	RPI					
DIV. I ONLY		41-23-0	.64063	46	6-4-0		43	20	33	.56233	33	2	2				
DIV. I NON-CONF.		25-8-0	.75758	17	5-2-0		127	72	37	.56027	37	2	2				
TOTALS		RPI 1-25	RPI 26-50		W-L RECORDS		RPI 51-100		RPI 101-150		RPI 150+						
41-23-0		8-15-0	7-5-0		OVERALL		6-1-0		1-1-0		19-1-0						
26-11-0		2-7-0	3-2-0		HOME		5-1-0		1-0-0		15-1-0						
12-7-0		4-4-0	4-2-0		AWAY		0-0-0		0-1-0		4-0-0						
3-5-0		2-4-0	0-1-0		NEUTRAL		1-0-0		0-0-0		0-0-0						
25-8-0		3-5-0	1-1-0		NON-CONFERENCE		4-0-0		1-1-0		16-1-0						
20-2-0		0-0-0	1-1-0		HOME		3-0-0		1-0-0		15-1-0						
2-2-0		1-1-0	0-0-		AWAY		0-0-0		0-1-0		1-0-0						
3-4-0		2-4-0	0-0-0		NEUTRAL		1-0-0		0-0-0		0-0-0						
16-15-0		5-10-0	6-4-0		CONFERENCE		2-1-0		0-0-0		3-0-0						
6-9-0		2-7-0	2-1-0		HOME		2-1-0		0-0-0		0-0-0						
10-5-0		3-3-0	4-2-0		AWAY		0-0-0		0-0-0		3-0-0						
0-1-0		0-0-0	0-1-0		NEUTRAL		0-0-0		0-0-0		0-0-0						
RPI	S	Opponent	Score		RPI	S	Opponent	Score		RPI	S	Opponent	Score				
3	A	LSU	4	0	37	A	Ole Miss	3	6	52	H	DBU	7	3			
3	A	LSU	4	3	37	A	Ole Miss	4	6	59	H	Tennessee	3	1			
3	A	LSU	4	7	37	A	Ole Miss	12	5	59	H	Tennessee	2	1			
4	N	TCU	1	4	38	H	Sam Houston St.	2	8	59	H	Tennessee	3	5			
4	N	TCU	10	11	39	H	Auburn	6	3	80	N	Iowa	3	2			
6	N	Louisville	4	8	39	H	Auburn	3	1	94	H	Davidson	7	6			
7	N	Texas Tech	9	0	39	H	Auburn	1	2	94	H	Davidson	12	6			
9	H	Kentucky	0	6	41	H	Rice	8	5				195	H	Pepperdine	1	2
9	H	Kentucky	6	7	49	A	Missouri	7	2				195	H	Pepperdine	3	0
9	H	Kentucky	7	11	49	A	Missouri	7	1				195	H	Pepperdine	10	6
12	H	Arkansas	4	6	49	A	Missouri	11	1				209	H	A&M-Corpus Christi	5	2
12	H	Arkansas	0	8	49	N	Missouri	7	12				219	H	Brown	5	1
12	H	Arkansas	5	2									219	H	Brown	6	4
17	A	Texas	3	4									219	H	Brown	3	2
18	A	Vanderbilt	3	17									251	H	UTRGV	16	7
18	A	Vanderbilt	3	4									251	H	UTRGV	7	4
18	A	Vanderbilt	6	4									265	H	Abilene Christian	8	1
19	A	Houston	4	3									273	H	Incarnate Word	12	5
21	H	Mississippi St.	1	5									274	H	Bowling Green	16	5
21	H	Mississippi St.	9	2									274	H	Bowling Green	19	2
21	H	Mississippi St.	3	4									274	H	Bowling Green	15	1
24	N	Baylor	8	5	LAST 10 GAMES								285	H	Prairie View	9	2
24	N	Baylor	3	6	4	N	TCU	1	4	80	N	Iowa	3	2			
					6	N	Louisville	4	8	24	N	Baylor	8	5			
					94	H	Davidson	12	6	49	N	Missouri	7	12			
					94	H	Davidson	7	6	12	H	Arkansas	0	8			
					19	A	Houston	4	3	12	H	Arkansas	5	2			

Non-Div. I Games:

Texas A&M

Average RPI Win: 115		WON-LOST	WINNING	LAST 10	STRENGTH OF		OPP. STRENGTH	TEAM	ADJ		CONF.	ADJ CONF.
Average RPI Loss: 83		RECORD	PCT. RANK	GAMES	SCHEDULE		OF SCHEDULE	RPI	RPI		RPI	RPI
DIV. I ONLY		34-24-2	.58333	80	24		91	34	.56163		34	7
DIV. I NON-CONF.		19-13-1	.59091	87	16		76	30	.56996		30	7
TOTALS		RPI 1-25	RPI 26-50		W-L RECORDS		RPI 51-100		RPI 101-150		RPI 150+	
34-24-2		1-4-0	7-3-0		OVERALL		7-7-2		7-6-0		12-4-0	
15-8-1		1-0-0	2-1-0		HOME		6-3-1		2-1-0		4-3-0	
14-11-1		0-2-0	2-1-0		AWAY		1-2-1		5-5-0		6-1-0	
5-5-0		0-2-0	3-1-0		NEUTRAL		0-2-0		0-0-0		2-0-0	
19-13-1		1-4-0	2-1-0		NON-CONFERENCE		5-2-1		6-4-0		5-2-0	
9-3-0		1-0-0	0-0-0		HOME		4-0-0		2-1-0		2-2-0	
6-7-1		0-2-0	0-0-		AWAY		1-2-1		4-3-0		1-0-0	
4-3-0		0-2-0	2-1-0		NEUTRAL		0-0-0		0-0-0		2-0-0	
15-11-1		0-0-0	5-2-0		CONFERENCE		2-5-1		1-2-0		7-2-0	
6-5-1		0-0-0	2-1-0		HOME		2-3-1		0-0-0		2-1-0	
8-4-0		0-0-0	2-1-0		AWAY		0-0-0		1-2-0		5-1-0	
1-2-0		0-0-0	1-0-0		NEUTRAL		0-2-0		0-0-0		0-0-0	
RPI S	Opponent	Score	RPI S	Opponent	Score	RPI S	Opponent	Score	RPI S	Opponent	Score	
1 N	Oregon St.	1 4	27 N	North Carolina St.	6 7	54 H	Nebraska	3 7	102 A	Samford	10 5	
1 N	Oregon St.	0 1	40 A	Michigan	5 12	54 H	Nebraska	1 3	102 A	Samford	5 6	
6 H	Louisville	4 3	40 A	Michigan	12 9	54 H	Nebraska	1 1	102 A	Samford	3 5	
9 A	Kentucky	9 14	40 A	Michigan	1 0	57 A	Fla. Atlantic	6 6	117 H	Middle Tenn.	3 5	
9 A	Kentucky	2 5	40 N	Michigan	5 4	57 A	Fla. Atlantic	8 4	117 H	Middle Tenn.	12 1	
			44 H	Maryland	9 2	57 A	Fla. Atlantic	2 6	117 H	Middle Tenn.	6 0	
			44 H	Maryland	2 9	71 H	Xavier	1 0	123 A	Purdue	5 6	
			44 H	Maryland	6 3	71 H	Xavier	14 3	123 A	Purdue	14 9	
			50 N	Gonzaga	12 3	71 H	Xavier	11 7	123 A	Purdue	3 7	
			50 N	Gonzaga	5 1	72 H	Minnesota	13 12	149 A	Hawaii	10 11	
						72 H	Minnesota	0 11	149 A	Hawaii	8 5	
						72 H	Minnesota	4 0	149 A	Hawaii	4 3	
						72 N	Minnesota	8 9	149 A	Hawaii	7 6	
						72 N	Minnesota	4 5	151 H	Butler	5 7	
						95 A	Cincinnati	1 6	154 A	Ohio St.	4 3	
						95 H	Cincinnati	3 2	154 A	Ohio St.	8 4	
									154 A	Ohio St.	4 7	
									163 H	Ball St.	3 2	
									163 N	Ball St.	4 3	
									166 A	Indiana St.	2 0	
									166 H	Indiana St.	3 7	
									181 A	Northwestern	13 9	
									181 A	Northwestern	10 9	
									181 A	Northwestern	6 5	
									185 N	Ohio	11 2	
									201 H	Penn St.	10 2	
									201 H	Penn St.	5 2	
LAST 10 GAMES			9 A	Kentucky	9 14	72 N	Minnesota	4 5				
			185 N	Ohio	11 2	154 A	Ohio St.	4 3				
			27 N	North Carolina St.	6 7	154 A	Ohio St.	8 4				
			72 N	Minnesota	8 9	154 A	Ohio St.	4 7				
			40 N	Michigan	5 4	6 H	Louisville	4 3				

Non-Div. I Games:

Indiana

RPI	S	Opponent	Score	
201	H	Penn St.	2	5
260	H	Evansville	6	3

Indiana

I
n
d
i
a
n
a

I
n
d
i
a
n
a

F
G
C
U

FGCU				Through Games Of June 27, 2017 (FINAL)										
Average RPI Win:		149	WON-LOST	WINNING	LAST 10	STRENGTH OF	OPP. STRENGTH	TEAM	ADJ	CONF.	ADJ CONF.			
Average RPI Loss:		104	RECORD	PCT. RANK	GAMES	SCHEDULE	OF SCHEDULE	RPI	RPI	RPI	RPI			
DIV. I ONLY			43-20-0	.68254	19	7-3-0	89	94	35	.55997	35	20	20	
DIV. I NON-CONF.			25-11-0	.69444	33	1-2-0	38	26	27	.57613	27	21	21	
TOTALS		RPI 1-25	RPI 26-50		W-L RECORDS		RPI 51-100		RPI 101-150		RPI 150+			
43-20-0		4-3-0	3-1-0		OVERALL		6-7-0		7-3-0		23-6-0			
25-7-0		3-0-0	1-0-0		HOME		4-4-0		3-0-0		14-3-0			
12-11-0		1-3-0	1-1-0		AWAY		0-2-0		3-3-0		7-2-0			
6-2-0		0-0-0	1-0-0		NEUTRAL		2-1-0		1-0-0		2-1-0			
25-11-0		4-3-0	3-1-0		NON-CONFERENCE		3-5-0		6-0-0		9-2-0			
19-4-0		3-0-0	1-0-0		HOME		3-2-0		3-0-0		9-2-0			
5-6-0		1-3-0	1-0-		AWAY		0-2-0		3-0-0		0-0-0			
1-1-0		0-0-0	1-0-0		NEUTRAL		0-1-0		0-0-0		0-0-0			
18-9-0		0-0-0	0-0-0		CONFERENCE		3-2-0		1-3-0		14-4-0			
6-3-0		0-0-0	0-0-0		HOME		1-2-0		0-0-0		5-1-0			
7-5-0		0-0-0	0-0-0		AWAY		0-0-0		0-3-0		7-2-0			
5-1-0		0-0-0	0-0-0		NEUTRAL		2-0-0		1-0-0		2-1-0			
RPI	S	Opponent	Score		RPI	S	Opponent	Score		RPI	S	Opponent	Score	
2	A	Florida	3	2	40	N	Michigan	10	6	57	A	Fla. Atlantic	1	13
2	H	Florida	7	3	43	A	Miami (FL)	5	4	57	H	Fla. Atlantic	7	5
5	A	North Carolina	1	10	43	A	Miami (FL)	1	5	61	H	Bethune-Cookman	7	4
8	A	Florida St.	6	7	43	H	Miami (FL)	3	0	61	H	Bethune-Cookman	8	3
8	A	Florida St.	2	3						61	H	Bethune-Cookman	7	13
8	H	Florida St.	5	2						63	H	Jacksonville	5	10
23	H	South Fla.	2	1						63	H	Jacksonville	4	0
										63	H	Jacksonville	2	5
										63	H	Jacksonville	4	2
										63	N	Jacksonville	4	3
										86	A	FIU	0	7
										86	H	FIU	5	12
										94	N	Davidson	1	2

F
G
C
U

Non-Div. I Games:

FGCU

RPI	S	Opponent	Score	
226	H	Jackson St.	5	1
226	H	Jackson St.	6	4
232	H	Sacred Heart	5	10
232	H	Sacred Heart	13	8
232	H	Sacred Heart	9	3
232	H	Sacred Heart	5	1
262	H	USC Upstate	1	3
262	H	USC Upstate	7	6
262	H	USC Upstate	11	6
289	A	NJIT	7	5
289	A	NJIT	20	1
289	A	NJIT	10	6

FGCU

F
G
C
U

F
G
C
U

RPI	S	Opponent	Score	
189	A	Harvard	7	12
194	A	Fordham	8	4
199	A	Holy Cross	8	2
199	A	Holy Cross	13	6
199	N	Holy Cross	9	5
199	N	Holy Cross	4	3
199	N	Holy Cross	7	1
199	N	Holy Cross	7	8
199	N	Holy Cross	4	0
204	H	Penn	6	2
204	H	Penn	5	4
204	N	Penn	11	7
204	N	Penn	5	0
213	N	Saint Joseph's	13	9
219	A	Brown	5	4
219	A	Brown	5	4
219	H	Brown	1	12
219	H	Brown	10	2
232	H	Sacred Heart	6	9
237	H	Iona	9	5

O
l
e
M
i
s
s

Ole Miss				Through Games Of June 27, 2017 (FINAL)										
Average RPI Win:		106	WON-LOST	WINNING	LAST 10	STRENGTH OF	OPP. STRENGTH	TEAM	ADJ		CONF.	ADJ CONF.		
Average RPI Loss:		40	RECORD	PCT. RANK	GAMES	SCHEDULE	OF SCHEDULE	RPI	RPI		RPI	RPI		
DIV. I ONLY			32-25-0	.5614	94	3-7-0	17	7	37	.55841	37	2	2	
DIV. I NON-CONF.			18-7-0	.72	24	0-1-0	96	57	44	.55715	44	2	2	
TOTALS		RPI 1-25	RPI 26-50		W-L RECORDS		RPI 51-100		RPI 101-150		RPI 150+			
32-25-0		8-16-0	5-5-0		OVERALL		3-0-0		7-2-0		9-2-0			
24-8-0		2-4-0	4-2-0		HOME		3-0-0		6-1-0		9-1-0			
6-12-0		5-8-0	1-2-0		AWAY		0-0-0		0-1-0		0-1-0			
2-5-0		1-4-0	0-1-0		NEUTRAL		0-0-0		1-0-0		0-0-0			
18-7-0		2-3-0	0-0-0		NON-CONFERENCE		3-0-0		7-2-0		6-2-0			
15-2-0		0-0-0	0-0-0		HOME		3-0-0		6-1-0		6-1-0			
1-2-0		1-0-0	0-0-		AWAY		0-0-0		0-1-0		0-1-0			
2-3-0		1-3-0	0-0-0		NEUTRAL		0-0-0		1-0-0		0-0-0			
14-18-0		6-13-0	5-5-0		CONFERENCE		0-0-0		0-0-0		3-0-0			
9-6-0		2-4-0	4-2-0		HOME		0-0-0		0-0-0		3-0-0			
5-10-0		4-8-0	1-2-0		AWAY		0-0-0		0-0-0		0-0-0			
0-2-0		0-1-0	0-1-0		NEUTRAL		0-0-0		0-0-0		0-0-0			
RPI	S	Opponent	Score		RPI	S	Opponent	Score		RPI	S	Opponent	Score	
2	A	Florida	4	7	33	H	Texas A&M	6	4	81	H	East Carolina	5	4
2	A	Florida	4	6	33	H	Texas A&M	6	3	81	H	East Carolina	8	6
2	A	Florida	2	11	33	H	Texas A&M	5	12	81	H	East Carolina	3	2
3	A	LSU	2	3	39	A	Auburn	1	9					
3	A	LSU	4	1	39	A	Auburn	8	4					
3	A	LSU	2	15	39	A	Auburn	1	4					
4	N	TCU	3	5	39	N	Auburn	4	5					
7	N	Texas Tech	1	5	49	H	Missouri	9	6					
9	A	Kentucky	9	6	49	H	Missouri	3	1					
9	A	Kentucky	2	4	49	H	Missouri	3	9					
9	A	Kentucky	1	4										
11	A	Southern Miss.	6	2										
11	N	Southern Miss.	6	5										
12	A	Arkansas	9	1										
12	A	Arkansas	4	1										
12	A	Arkansas	4	7										
18	H	Vanderbilt	10	8										
18	H	Vanderbilt	2	6										
18	H	Vanderbilt	1	0										
21	H	Mississippi St.	1	2										
21	H	Mississippi St.	3	5										
21	H	Mississippi St.	3	4										
21	N	Mississippi St.	2	4										
24	N	Baylor	0	4										
					LAST 10 GAMES									
					39	N	Auburn	4	5	33	H	Texas A&M	6	3
					39	A	Auburn	8	4	33	H	Texas A&M	6	4
					39	A	Auburn	1	9	33	H	Texas A&M	5	12
					39	A	Auburn	1	4	2	A	Florida	4	6
					180	A	Arkansas St.	0	5	2	A	Florida	4	7

O
l
e
M
i
s
s

Non-Div. I Games:

Ole Miss

Average RPI Win:		130	WON-LOST RECORD		WINNING PCT. RANK	LAST 10 GAMES	STRENGTH OF SCHEDULE		OPP. STRENGTH OF SCHEDULE	TEAM RPI	ADJ RPI	CONF. RPI	ADJ CONF. RPI				
Average RPI Loss:		87															
DIV. I ONLY			44-23-0		.65672	34	7-3-0		80	62	38	.55791	38	12	12		
DIV. I NON-CONF.			21-12-0		.63636	63	4-3-0		44	6	38	.56016	38	12	12		
TOTALS		RPI 1-25		RPI 26-50		W-L RECORDS		RPI 51-100		RPI 101-150		RPI 150+					
44-23-0		6-6-0		8-4-0		OVERALL		2-2-0		9-6-0		19-5-0					
25-9-0		1-2-0		2-2-0		HOME		2-2-0		7-0-0		13-3-0					
12-14-0		4-4-0		3-2-0		AWAY		0-0-0		0-6-0		5-2-0					
7-0-0		1-0-0		3-0-0		NEUTRAL		0-0-0		2-0-0		1-0-0					
21-12-0		6-6-0		4-1-0		NON-CONFERENCE		2-2-0		1-0-0		8-3-0					
11-8-0		1-2-0		0-1-0		HOME		2-2-0		1-0-0		7-3-0					
7-4-0		4-4-0		2-0-		AWAY		0-0-0		0-0-0		1-0-0					
3-0-0		1-0-0		2-0-0		NEUTRAL		0-0-0		0-0-0		0-0-0					
23-11-0		0-0-0		4-3-0		CONFERENCE		0-0-0		8-6-0		11-2-0					
14-1-0		0-0-0		2-1-0		HOME		0-0-0		6-0-0		6-0-0					
5-10-0		0-0-0		1-2-0		AWAY		0-0-0		0-6-0		4-2-0					
4-0-0		0-0-0		1-0-0		NEUTRAL		0-0-0		2-0-0		1-0-0					
RPI	S	Opponent		Score		RPI	S	Opponent		Score		RPI	S	Opponent		Score	
7	A	Texas Tech		4	3	28	N	Arizona		5	4	52	H	DBU		7	5
7	A	Texas Tech		9	8	28	N	Arizona		9	3	55	H	Louisiana		8	3
7	A	Texas Tech		0	6	30	A	Southeastern La.		1	2	55	H	Louisiana		0	2
8	A	Florida St.		6	7	30	A	Southeastern La.		10	3	55	H	Louisiana		1	6
8	A	Florida St.		0	19	30	A	Southeastern La.		2	3						
17	A	Texas		1	8	30	N	Southeastern La.		8	4						
17	H	Texas		2	7	33	A	Texas A&M		8	2						
19	A	Houston		12	2	41	A	Rice		6	2						
19	H	Houston		3	2	41	H	Rice		3	5						
19	N	Houston		5	4	45	H	McNeese		8	6						
24	A	Baylor		7	4	45	H	McNeese		2	10						
24	H	Baylor		5	6	45	H	McNeese		10	9						

Non-Div. I Games:

Sam Houston St.

RPI	S	Opponent	Score	
209	H	A&M-Corpus Christi	12	3
209	H	A&M-Corpus Christi	19	1
209	H	A&M-Corpus Christi	6	3
230	H	Buffalo	3	5
230	H	Buffalo	4	10
230	H	Buffalo	20	5
265	A	Abilene Christian	13	3
265	A	Abilene Christian	14	3
265	A	Abilene Christian	19	12
273	H	Incarnate Word	3	1
273	H	Incarnate Word	15	1
273	H	Incarnate Word	10	4

Sam Houston St.

S
a
m
H
o
u
s
t
o
n
S
t
.

S
a
m
H
o
u
s
t
o
n
S
t
.

Average RPI Win: 99		WON-LOST	WINNING	LAST 10	STRENGTH OF		OPP. STRENGTH	TEAM	ADJ		CONF.	ADJ CONF.
Average RPI Loss: 74		RECORD	PCT. RANK	GAMES	SCHEDULE		OF SCHEDULE	RPI	RPI		RPI	RPI
DIV. I ONLY		37-26-0	.5873	76	5-5-0		27	19	39		.55786	39
DIV. I NON-CONF.		19-10-0	.65517	53	2-2-0		71	147	68		.53992	68
TOTALS		RPI 1-25	RPI 26-50		W-L RECORDS		RPI 51-100		RPI 101-150		RPI 150+	
37-26-0		7-9-0	7-5-0		OVERALL		6-3-0		5-3-0		12-6-0	
23-13-0		5-1-0	4-3-0		HOME		0-1-0		4-3-0		10-5-0	
10-11-0		2-6-0	1-2-0		AWAY		5-2-0		1-0-0		1-1-0	
4-2-0		0-2-0	2-0-0		NEUTRAL		1-0-0		0-0-0		1-0-0	
19-10-0		0-2-0	1-1-0		NON-CONFERENCE		2-1-0		5-3-0		11-3-0	
14-7-0		0-0-0	0-1-0		HOME		0-1-0		4-3-0		10-2-0	
3-3-0		0-2-0	0-0-		AWAY		1-0-0		1-0-0		1-1-0	
2-0-0		0-0-0	1-0-0		NEUTRAL		1-0-0		0-0-0		0-0-0	
18-16-0		7-7-0	6-4-0		CONFERENCE		4-2-0		0-0-0		1-3-0	
9-6-0		5-1-0	4-2-0		HOME		0-0-0		0-0-0		0-3-0	
7-8-0		2-4-0	1-2-0		AWAY		4-2-0		0-0-0		0-0-0	
2-2-0		0-2-0	1-0-0		NEUTRAL		0-0-0		0-0-0		1-0-0	
RPI S	Opponent	Score	RPI S	Opponent	Score	RPI S	Opponent	Score	RPI S	Opponent	Score	
2 H	Florida	14 3	26 N	UCF	7 4	59 A	Tennessee	8 1	102 A	Samford	16 15	
2 H	Florida	2 1	31 H	South Carolina	5 4	59 A	Tennessee	4 5	102 H	Samford	6 7	
2 H	Florida	6 5	31 H	South Carolina	0 7	59 A	Tennessee	3 2	108 H	Troy	2 5	
2 N	Florida	4 5	31 H	South Carolina	6 5	76 A	Georgia Tech	7 4	111 H	Jacksonville St.	10 1	
3 A	LSU	1 9	32 H	South Ala.	3 14	76 H	Georgia Tech	8 11	132 H	Florida A&M	12 8	
3 A	LSU	3 5	33 A	Texas A&M	1 3	85 A	Georgia	4 1	135 H	Presbyterian	8 0	
3 A	LSU	0 4	33 A	Texas A&M	2 1	85 A	Georgia	1 4	135 H	Presbyterian	7 5	
8 A	Florida St.	7 8	33 A	Texas A&M	3 6	85 A	Georgia	2 1	135 H	Presbyterian	8 11	
8 A	Florida St.	0 6	37 H	Ole Miss	9 1	88 N	Tennessee Tech	5 3	156 A	Kennesaw St.	15 7	
12 H	Arkansas	11 6	37 H	Ole Miss	4 8				156 H	Kennesaw St.	6 4	
12 H	Arkansas	3 7	37 H	Ole Miss	4 1				175 H	Alabama	9 11	
12 H	Arkansas	15 2	37 H	Ole Miss	4 1				175 H	Alabama	6 7	
12 N	Arkansas	0 12	37 N	Ole Miss	5 4				175 H	Alabama	3 4	
21 A	Mississippi St.	2 5							175 N	Alabama	4 3	
21 A	Mississippi St.	5 3							188 A	UAB	2 8	
21 A	Mississippi St.	17 8							188 H	UAB	4 0	
									190 H	George Washington	5 9	
									190 H	George Washington	9 0	
									190 H	George Washington	2 0	
									190 H	George Washington	4 3	
									199 H	Holy Cross	4 0	
									199 H	Holy Cross	13 4	
									199 H	Holy Cross	7 0	
									216 H	Lipscomb	8 0	
									216 H	Lipscomb	7 8	
									216 H	Lipscomb	5 4	
			LAST 10 GAMES									
			8 A	Florida St.	0 6	2 N	Florida	4 5				
			8 A	Florida St.	7 8	37 N	Ole Miss	5 4				
			88 N	Tennessee Tech	5 3	37 H	Ole Miss	4 8				
			26 N	UCF	7 4	37 H	Ole Miss	9 1				
			12 N	Arkansas	0 12	37 H	Ole Miss	4 1				

Non-Div. I Games:

Auburn

[illegible]

Non-Div. I Games:

Michigan

RPI	S	Opponent	Score	
216	A	Lipscomb	4	3
222	A	San Jose St.	6	2
223	H	Western Mich.	6	4
229	H	Toledo	12	0
261	A	Santa Clara	10	3
263	H	Northern Ill.	7	4
263	H	Northern Ill.	7	4
263	H	Northern Ill.	8	3
263	H	Northern Ill.	5	8

M
i
c
h
i
g
a
n

M
i
c
h
i
g
a
n

Michigan

Average RPI Win:		92	WON-LOST		WINNING		LAST 10		STRENGTH OF		OPP. STRENGTH		TEAM		ADJ		CONF.		ADJ CONF.	
Average RPI Loss:		62	RECORD		PCT. RANK		GAMES		SCHEDULE		OF SCHEDULE		RPI		RPI		RPI		RPI	
DIV. I ONLY			33-31-0		.51563		142		7-3-0		8		38		41		.55422		41	
DIV. I NON-CONF.			13-17-0		.43333		197		2-2-0		4		9		63		.54336		63	
TOTALS		RPI 1-25		RPI 26-50		W-L RECORDS		RPI 51-100		RPI 101-150		RPI 150+								
33-31-0		8-9-0		4-7-0		OVERALL		10-9-0		3-2-0		8-4-0								
14-16-0		4-4-0		2-5-0		HOME		3-4-0		3-1-0		2-2-0								
13-13-0		3-4-0		1-1-0		AWAY		4-5-0		0-1-0		5-2-0								
6-2-0		1-1-0		1-1-0		NEUTRAL		3-0-0		0-0-0		1-0-0								
13-17-0		6-7-0		3-5-0		NON-CONFERENCE		0-1-0		1-1-0		3-3-0								
7-8-0		3-2-0		1-3-0		HOME		0-1-0		1-0-0		2-2-0								
4-7-0		3-4-0		1-0-		AWAY		0-0-0		0-1-0		0-1-0								
2-2-0		0-1-0		1-1-0		NEUTRAL		0-0-0		0-0-0		1-0-0								
20-14-0		2-2-0		1-2-0		CONFERENCE		10-8-0		2-1-0		5-1-0								
7-8-0		1-2-0		1-2-0		HOME		3-3-0		2-1-0		0-0-0								
9-6-0		0-0-0		0-0-0		AWAY		4-5-0		0-0-0		5-1-0								
4-0-0		1-0-0		0-0-0		NEUTRAL		3-0-0		0-0-0		0-0-0								
RPI	S	Opponent		Score		RPI	S	Opponent		Score		RPI	S	Opponent		Score				
3	A	LSU		0 5		30	H	Southeastern La.		4 8		51	A	Old Dominion		0 2				
4	A	TCU		5 13		30	H	Southeastern La.		15 5		51	A	Old Dominion		5 6				
11	H	Southern Miss.		11 4		30	H	Southeastern La.		4 12		51	A	Old Dominion		2 3				
11	H	Southern Miss.		6 17		30	N	Southeastern La.		6 12		51	N	Old Dominion		4 3				
11	H	Southern Miss.		4 15		30	N	Southeastern La.		9 5		52	H	DBU		4 8				
11	N	Southern Miss.		5 4		33	A	Texas A&M		5 8		57	A	Fla. Atlantic		5 4				
13	H	Stanford		12 2		38	A	Sam Houston St.		5 3		57	A	Fla. Atlantic		2 8				
13	H	Stanford		4 0		38	H	Sam Houston St.		2 6		57	A	Fla. Atlantic		2 3				
13	H	Stanford		6 16		47	H	Louisiana Tech		3 2		57	N	Fla. Atlantic		5 3				
13	H	Stanford		0 2		47	H	Louisiana Tech		0 6		57	N	Fla. Atlantic		13 2				
17	A	Texas		7 1		47	H	Louisiana Tech		4 6		58	A	Charlotte		11 8				
17	A	Texas		1 6								58	A	Charlotte		8 0				
17	A	Texas		4 5								58	A	Charlotte		6 4				
17	A	Texas		3 2								86	H	FIU		5 7				
19	A	Houston		9 0								86	H	FIU		8 4				
19	H	Houston		4 3								86	H	FIU		3 4				
19	N	Houston		5 6								97	H	UTSA		7 4				
												97	H	UTSA		6 10				
												97	H	UTSA		6 5				
LAST 10 GAMES																				
3	A	LSU		0 5		57	N	Fla. Atlantic		13 2										
30	N	Southeastern La.		9 5		51	N	Old Dominion		4 3										
267	N	Texas Southern		13 6		57	N	Fla. Atlantic		5 3										
30	N	Southeastern La.		6 12		188	A	UAB		4 9										
11	N	Southern Miss.		5 4		188	A	UAB		26 17										

Non-Div. I Games:

Rice

Average RPI Win: 118		WON-LOST	WINNING	LAST 10	STRENGTH OF		OPP. STRENGTH	TEAM	ADJ		CONF.	ADJ CONF.					
Average RPI Loss: 89		RECORD	PCT. RANK	GAMES	SCHEDULE		OF SCHEDULE	RPI	RPI		RPI	RPI					
DIV. I ONLY		33-25-0	.56897	89	5-5-0		57	56	42	.55365	42	4	4				
DIV. I NON-CONF.		17-13-0	.56667	101	1-1-0		136	128	73	.5356	73	5	5				
TOTALS		RPI 1-25	RPI 26-50		W-L RECORDS		RPI 51-100		RPI 101-150		RPI 150+						
33-25-0		4-7-0	1-2-0		OVERALL		12-9-0		5-0-0		11-7-0						
13-5-0		2-1-0	0-0-0		HOME		5-2-0		3-0-0		3-2-0						
14-16-0		2-4-0	1-2-0		AWAY		6-7-0		1-0-0		4-3-0						
6-4-0		0-2-0	0-0-0		NEUTRAL		1-0-0		1-0-0		4-2-0						
17-13-0		1-2-0	0-0-0		NON-CONFERENCE		4-4-0		1-0-0		11-7-0						
4-2-0		0-0-0	0-0-0		HOME		1-0-0		0-0-0		3-2-0						
9-9-0		1-2-0	0-0-		AWAY		3-4-0		1-0-0		4-3-0						
4-2-0		0-0-0	0-0-0		NEUTRAL		0-0-0		0-0-0		4-2-0						
16-12-0		3-5-0	1-2-0		CONFERENCE		8-5-0		4-0-0		0-0-0						
9-3-0		2-1-0	0-0-0		HOME		4-2-0		3-0-0		0-0-0						
5-7-0		1-2-0	1-2-0		AWAY		3-3-0		0-0-0		0-0-0						
2-2-0		0-2-0	0-0-0		NEUTRAL		1-0-0		1-0-0		0-0-0						
RPI	S	Opponent		Score		RPI	S	Opponent		Score		RPI	S	Opponent		Score	
17	A	Texas		2 1		26	A	UCF		1 8		56	A	BYU		6 7	
17	A	Texas		1 4		26	A	UCF		2 8		56	A	BYU		8 7	
17	A	Texas		3 9		26	A	UCF		6 5		56	A	BYU		9 10	
19	A	Houston		1 9								68	A	Rhode Island		2 7	
19	A	Houston		5 6								68	H	Rhode Island		4 3	
19	A	Houston		7 4								81	A	East Carolina		5 1	
19	N	Houston		6 7								81	A	East Carolina		3 2	
19	N	Houston		3 13								81	A	East Carolina		3 2	
23	H	South Fla.		6 2								81	H	East Carolina		0 3	
23	H	South Fla.		2 1								81	H	East Carolina		6 4	
23	H	South Fla.		0 2								81	H	East Carolina		6 0	
												82	A	Tulane		1 3	
												82	A	Tulane		3 8	
												82	A	Tulane		5 6	
												93	A	Seton Hall		2 3	
												93	A	Seton Hall		4 0	
												93	A	Seton Hall		2 1	
												95	H	Cincinnati		6 4	
												95	H	Cincinnati		4 5	
												95	H	Cincinnati		3 2	
						LAST 10 GAMES											
						19 N Houston						3 13					
						119 N Memphis						7 5					
						19 N Houston						6 7					
						95 N Cincinnati						12 3					
						81 H East Carolina						0 3					

Non-Div. I Games:

UConn

RPI	S	Opponent	Score	
95	N	Cincinnati	12	3

81	H	East Carolina	6	4
81	H	East Carolina	6	0
68	H	Rhode Island	4	3
164	H	Northeastern	3	5
23	H	South Fla.	0	2

U
C
o
n
n

U
C
o
n
n

Average RPI Win: 83		WON-LOST RECORD		WINNING PCT. RANK		LAST 10 GAMES		STRENGTH OF SCHEDULE		OPP. STRENGTH OF SCHEDULE		TEAM RPI		ADJ RPI		CONF. RPI		ADJ CONF. RPI	
DIV. I ONLY		30-27-0		.52632 125		7-3-0		12		9		43		.55329 43		3		3	
DIV. I NON-CONF.		12-13-0		.48 161		1-0-0		21		13		97		.52128 97		3		3	
TOTALS		RPI 1-25		RPI 26-50		W-L RECORDS		RPI 51-100		RPI 101-150		RPI 150+							
30-27-0		5-11-0		2-5-0		OVERALL		13-7-0		8-4-0		2-0-0							
19-13-0		2-3-0		1-2-0		HOME		8-5-0		6-3-0		2-0-0							
9-13-0		2-7-0		1-3-0		AWAY		4-2-0		2-1-0		0-0-0							
2-1-0		1-1-0		0-0-0		NEUTRAL		1-0-0		0-0-0		0-0-0							
12-13-0		0-3-0		1-3-0		NON-CONFERENCE		6-4-0		3-3-0		2-0-0							
10-8-0		0-0-0		1-2-0		HOME		4-3-0		3-3-0		2-0-0							
2-5-0		0-3-0		0-0-		AWAY		2-1-0		0-0-0		0-0-0							
0-0-0		0-0-0		0-0-0		NEUTRAL		0-0-0		0-0-0		0-0-0							
18-14-0		5-8-0		1-2-0		CONFERENCE		7-3-0		5-1-0		0-0-0							
9-5-0		2-3-0		0-0-0		HOME		4-2-0		3-0-0		0-0-0							
7-8-0		2-4-0		1-2-0		AWAY		2-1-0		2-1-0		0-0-0							
2-1-0		1-1-0		0-0-0		NEUTRAL		1-0-0		0-0-0		0-0-0							
RPI	S	Opponent		Score		RPI	S	Opponent		Score		RPI	S	Opponent		Score			
2	A	Florida		0	1	26	H	UCF		2	5	57	A	Fla. Atlantic		5	2		
2	A	Florida		0	2	27	A	North Carolina St.		3	5	57	H	Fla. Atlantic		7	5		
2	A	Florida		2	6	27	A	North Carolina St.		2	5	57	H	Fla. Atlantic		8	2		
5	A	North Carolina		2	7	27	A	North Carolina St.		7	5	61	H	Bethune-Cookman		7	1		
5	A	North Carolina		3	6	35	A	FGCU		0	3	61	H	Bethune-Cookman		6	5		
5	A	North Carolina		6	2	35	H	FGCU		5	1	61	H	Bethune-Cookman		3	7		
5	N	North Carolina		4	12	35	H	FGCU		4	5	76	H	Georgia Tech		17	7		
8	H	Florida St.		5	4							76	H	Georgia Tech		10	8		
8	H	Florida St.		3	6							76	H	Georgia Tech		5	7		
10	H	Wake Forest		0	9							76	N	Georgia Tech		6	5		
10	H	Wake Forest		1	2							84	A	Boston College		14	5		
10	H	Wake Forest		5	1							84	A	Boston College		2	9		
10	N	Wake Forest		5	2							84	A	Boston College		3	0		
16	A	Virginia		6	13							86	A	FIU		8	7		
16	A	Virginia		4	7							86	A	FIU		2	3		
16	A	Virginia		5	1							86	H	FIU		4	5		
												86	H	FIU		1	12		
												91	H	Duke		7	0		
												91	H	Duke		9	7		
												91	H	Duke		2	5		
LAST 10 GAMES																			
		5 N North Carolina		4	12			122 H Virginia Tech		3	1								
		10 N Wake Forest		5	2			35 H FGCU		5	1								
		76 N Georgia Tech		6	5			16 A Virginia		4	7								
		122 H Virginia Tech		7	5			16 A Virginia		6	13								
		122 H Virginia Tech		4	2			16 A Virginia		5	1								

Non-Div. I Games: St. Thomas (FL) 14 2

Miami (FL)

Average RPI Win: 140		WON-LOST RECORD		WINNING PCT. RANK		LAST 10 GAMES		STRENGTH OF SCHEDULE		OPP. STRENGTH OF SCHEDULE		TEAM RPI		ADJ RPI		CONF. RPI		ADJ CONF. RPI					
DIV. I ONLY		38-23-0		.62295 53		5-5-0		82		80		44		.55274 44		7		7					
DIV. I NON-CONF.		20-12-0		.625 65		2-3-0		80		60		43		.55737 43		7		7					
TOTALS		RPI 1-25		RPI 26-50		W-L RECORDS		RPI 51-100		RPI 101-150		RPI 150+											
38-23-0		1-7-0		4-3-0		OVERALL		5-3-0		10-5-0		18-5-0											
20-3-0		1-0-0		2-1-0		HOME		3-0-0		1-0-0		13-2-0											
9-14-0		0-4-0		1-2-0		AWAY		1-2-0		7-5-0		0-1-0											
9-6-0		0-3-0		1-0-0		NEUTRAL		1-1-0		2-0-0		5-2-0											
20-12-0		1-7-0		1-0-0		NON-CONFERENCE		0-0-0		5-3-0		13-2-0											
11-0-0		1-0-0		0-0-0		HOME		0-0-0		1-0-0		9-0-0											
3-8-0		0-4-0		0-0-		AWAY		0-0-0		3-3-0		0-1-0											
6-4-0		0-3-0		1-0-0		NEUTRAL		0-0-0		1-0-0		4-1-0											
18-11-0		0-0-0		3-3-0		CONFERENCE		5-3-0		5-2-0		5-3-0											
9-3-0		0-0-0		2-1-0		HOME		3-0-0		0-0-0		4-2-0											
6-6-0		0-0-0		1-2-0		AWAY		1-2-0		4-2-0		0-0-0											
3-2-0		0-0-0		0-0-0		NEUTRAL		1-1-0		1-0-0		1-1-0											
RPI	S	Opponent		Score		RPI	S	Opponent		Score		RPI	S	Opponent		Score							
3	A	LSU		5	9	27	N	North Carolina St.		9	2	54	A	Nebraska		8	5	120	A	William & Mary		6	0
3	A	LSU		0	14	34	A	Indiana		9	2	54	A	Nebraska		1	3	120	H	William & Mary		9	8
3	A	LSU		1	6	34	A	Indiana		2	9	54	A	Nebraska		4	8	121	N	Notre Dame		4	3
5	A	North Carolina		2	9	34	A	Indiana		3	6	54	N	Nebraska		8	5	123	N	Purdue		5	2
6	N	Louisville		7	10	40	H	Michigan		5	4	78	H	Michigan St.		6	2	130	A	High Point		9	2
20	H	West Virginia		7	6	40	H	Michigan		7	2	78	H	Michigan St.		2	1	130	A	High Point		6	7
20	N	West Virginia		5	8	40	H	Michigan		2	6	78	H	Michigan St.		12	2	130	A	High Point		1	2
20	N	West Virginia		1	9							80	N	Iowa		8	9	138	A	UNCW		10	6
																		138	A	UNCW		7	10
																		139	A	Rutgers		6	1
																		139	A	Rutgers		9	1
																		139	A	Rutgers		5	1
																		142	A	Illinois		6	8
																		142	A	Illinois		2	6
																		142	A	Illinois		9	4
																		159	H	UMBC		6	2
																		159	N	UMBC		16	2
																		162	H	Bryant		7	1
																		162	H	Bryant		9	2
																		162	H	Bryant		4	0
																		163	N	Ball St.		3	8
																		181	H	Northwestern		7	1
																		181	H	Northwestern		5	6
																		181	H	Northwestern		3	11
																		181	N	Northwestern		9	5
																		181	N	Northwestern		5	6
																		187	H	Princeton		2	0
				LAST 10 GAMES																			
						20	N	West Virginia		5	8	54	N	Nebraska		8	5						
						159	N	UMBC		16	2	123	N	Purdue		5	2						
						20	N	West Virginia		1	9	80	N	Iowa		8	9						
						181	N	Northwestern		5	6	130	A	High Point		9	2						
						181	N	Northwestern		9	5	130	A	High Point		6	7						

Non-Div. I Games:

Maryland

RPI	S	Opponent	Score	
187	H	Princeton	6	2
187	H	Princeton	4	0
192	A	George Mason	5	8
201	H	Penn St.	15	2
201	H	Penn St.	8	3
201	H	Penn St.	2	1
205	N	Alabama St.	9	7
213	H	Saint Joseph's	11	5
246	N	Towson	6	5
257	H	Richmond	12	11
270	N	Dayton	11	2

Average RPI Win: 156		WON-LOST	WINNING	LAST 10	STRENGTH OF		OPP. STRENGTH	TEAM	ADJ		CONF.	ADJ CONF.		
Average RPI Loss: 76		RECORD	PCT. RANK	GAMES	SCHEDULE		OF SCHEDULE	RPI	RPI		RPI	RPI		
DIV. I ONLY		36-20-0	.64286	44	6-4-0		100	97	45		.55234	45		
DIV. I NON-CONF.		13-10-0	.56522	104	3-1-0		82	58	65		.54128	65		
TOTALS		RPI 1-25	RPI 26-50		W-L RECORDS		RPI 51-100		RPI 101-150		RPI 150+			
36-20-0		2-2-0	3-9-0		OVERALL		1-3-0		12-3-0		18-3-0			
21-5-0		2-1-0	1-0-0		HOME		1-1-0		8-1-0		9-2-0			
14-13-0		0-1-0	2-9-0		AWAY		0-2-0		3-0-0		9-1-0			
1-2-0		0-0-0	0-0-0		NEUTRAL		0-0-0		1-2-0		0-0-0			
13-10-0		2-2-0	1-5-0		NON-CONFERENCE		1-3-0		0-0-0		9-0-0			
9-2-0		2-1-0	1-0-0		HOME		1-1-0		0-0-0		5-0-0			
4-8-0		0-1-0	0-0-		AWAY		0-2-0		0-0-0		4-0-0			
0-0-0		0-0-0	0-0-0		NEUTRAL		0-0-0		0-0-0		0-0-0			
23-10-0		0-0-0	2-4-0		CONFERENCE		0-0-0		12-3-0		9-3-0			
12-3-0		0-0-0	0-0-0		HOME		0-0-0		8-1-0		4-2-0			
10-5-0		0-0-0	2-4-0		AWAY		0-0-0		3-0-0		5-1-0			
1-2-0		0-0-0	0-0-0		NEUTRAL		0-0-0		1-2-0		0-0-0			
RPI	S	Opponent	Score		RPI	S	Opponent	Score		RPI	S	Opponent	Score	
3	H	LSU	5	4	28	A	Arizona	3	9	55	A	Louisiana	1	4
19	A	Houston	5	6	28	A	Arizona	3	8	55	H	Louisiana	1	3
19	H	Houston	4	5	28	A	Arizona	3	12	68	H	Rhode Island	5	4
22	H	Missouri St.	4	3	28	A	Arizona	5	12	82	A	Tulane	2	10
					30	A	Southeastern La.	2	10					
					30	A	Southeastern La.	4	1					
					30	A	Southeastern La.	4	5					
					38	A	Sam Houston St.	9	10					
					38	A	Sam Houston St.	10	2					
					38	A	Sam Houston St.	6	8					
					47	A	Louisiana Tech	7	8					
					47	H	Louisiana Tech	5	3					
LAST 10 GAMES														
					118	N	Houston Baptist	4	5	104	H	Lamar University	10	2
					113	N	Central Ark.	3	5	19	H	Houston	4	5
					104	N	Lamar University	7	5	168	A	Creighton	9	4
					104	H	Lamar University	16	6	168	A	Creighton	5	3
					104	H	Lamar University	1	4	168	A	Creighton	5	1

Non-Div. I Games: LSU-Alexandria 4 2

McNeese

RPI	S	Opponent	Score	
241	A	Northwestern St.	13	4
255	A	La.-Monroe	32	4
255	H	La.-Monroe	14	5
265	A	Abilene Christian	18	5
265	A	Abilene Christian	7	4
265	A	Abilene Christian	8	5
285	H	Prairie View	7	2
285	H	Prairie View	12	9
285	H	Prairie View	16	7

McNeese

M
c
N
e
e
s
e

M
c
N
e
e
s
e

RPI	S	Opponent	Score	
249	H	Villanova	6	9
249	H	Villanova	6	0
256	A	LIU Brooklyn	9	4
257	N	Richmond	7	3
271	A	Hofstra	4	1
271	H	Hofstra	14	3
272	H	Wagner	6	2
288	H	Fairleigh Dickinson	9	0
288	H	Fairleigh Dickinson	15	8
294	H	NYIT	13	8
299	N	Saint Peter's	12	9

St. John's (NY)

S
t
.
J
o
h
n
'
s
(
N
Y
)

S
t
.
J
o
h
n
'
s
(
N
Y
)

Average RPI Win:	144	WON-LOST RECORD	WINNING PCT. RANK	LAST 10 GAMES	STRENGTH OF SCHEDULE	OPP. STRENGTH OF SCHEDULE	TEAM RPI	ADJ RPI	CONF. RPI	ADJ CONF. RPI		
DIV. I ONLY		36-20-0	.64286	44	4-6-0	94	79	47	.55089	47	6	6
DIV. I NON-CONF.		19-5-0	.79167	13	0-1-0	121	188	20	.58121	20	6	6
<hr/>												
TOTALS	RPI 1-25	RPI 26-50		W-L RECORDS		RPI 51-100		RPI 101-150		RPI 150+		
36-20-0	2-5-0	3-2-0		OVERALL		7-8-0		10-2-0		14-3-0		
22-7-0	1-4-0	1-0-0		HOME		2-2-0		6-0-0		12-1-0		
14-11-0	1-0-0	2-2-0		AWAY		5-5-0		4-2-0		2-2-0		
0-2-0	0-1-0	0-0-0		NEUTRAL		0-1-0		0-0-0		0-0-0		
19-5-0	2-1-0	1-1-0		NON-CONFERENCE		1-1-0		6-0-0		9-2-0		
13-1-0	1-1-0	1-0-0		HOME		1-0-0		3-0-0		7-0-0		
6-4-0	1-0-0	0-0-		AWAY		0-1-0		3-0-0		2-2-0		
0-0-0	0-0-0	0-0-0		NEUTRAL		0-0-0		0-0-0		0-0-0		
17-15-0	0-4-0	2-1-0		CONFERENCE		6-7-0		4-2-0		5-1-0		
9-6-0	0-3-0	0-0-0		HOME		1-2-0		3-0-0		5-1-0		
8-7-0	0-0-0	2-1-0		AWAY		5-4-0		1-2-0		0-0-0		
0-2-0	0-1-0	0-0-0		NEUTRAL		0-1-0		0-0-0		0-0-0		
<hr/>												
RPI S	Opponent	Score	RPI S	Opponent	Score	RPI S	Opponent	Score	RPI S	Opponent	Score	
11 H	Southern Miss.	2 5	41 A	Rice	2 3	51 A	Old Dominion	7 3	101 A	UT Arlington	6 4	
11 H	Southern Miss.	5 8	41 A	Rice	6 0	51 A	Old Dominion	2 3	101 A	UT Arlington	7 3	
11 H	Southern Miss.	9 13	41 A	Rice	6 4	51 A	Old Dominion	7 3	101 A	UT Arlington	3 1	
11 N	Southern Miss.	2 5	45 A	McNeese	3 5	55 A	Louisiana	1 3	117 A	Middle Tenn.	19 2	
12 H	Arkansas	10 13	45 H	McNeese	8 7	55 H	Louisiana	6 5	117 A	Middle Tenn.	3 6	
12 H	Arkansas	4 3				58 A	Charlotte	2 4	117 A	Middle Tenn.	8 9	
21 A	Mississippi St.	3 2				58 A	Charlotte	7 13	134 H	Marshall	7 5	
						58 A	Charlotte	12 7	134 H	Marshall	19 4	
						58 N	Charlotte	2 7	134 H	Marshall	6 4	
						86 A	FIU	14 6	146 H	Wichita St.	12 10	
						86 A	FIU	10 6	146 H	Wichita St.	6 2	
						86 A	FIU	3 6	146 H	Wichita St.	15 1	
						97 H	UTSA	3 6	152 A	SFA	2 6	
						97 H	UTSA	6 0	152 H	SFA	10 8	
						97 H	UTSA	4 8	180 A	Arkansas St.	19 3	
									180 A	Arkansas St.	5 6	
									188 H	UAB	9 14	
									188 H	UAB	10 2	
									188 H	UAB	7 4	
									224 A	Little Rock	10 6	
									224 H	Little Rock	4 2	
LAST 10 GAMES								245 H		Western Ky.	6 5	
	11 N	Southern Miss.	2 5	134 H	Marshall	6 4	245 H	Western Ky.	7 1			
	58 N	Charlotte	2 7	134 H	Marshall	19 4	245 H	Western Ky.	5 1			
	117 A	Middle Tenn.	8 9	134 H	Marshall	7 5	255 H	La.-Monroe	12 3			
	117 A	Middle Tenn.	19 2	55 A	Louisiana	1 3	279 H	Grambling	15 1			
	117 A	Middle Tenn.	3 6	86 A	FIU	3 6	283 H	Ark.-Pine Bluff	16 1			

Non-Div. I Games:

Louisiana Tech

RPI	S	Opponent	Score	
283	H	Ark.-Pine Bluff	13	3
283	H	Ark.-Pine Bluff	11	0

Louisiana Tech

L
o
u
i
s
i
a
n
a
T
e
c
h

L
o
u
i
s
i
a
n
a
T
e
c
h

Average RPI Win:		93	WON-LOST		WINNING		LAST 10		STRENGTH OF		OPP. STRENGTH		TEAM	ADJ		CONF.	ADJ CONF.							
Average RPI Loss:		67	RECORD		PCT. RANK		GAMES		SCHEDULE		OF SCHEDULE		RPI	RPI		RPI	RPI							
DIV. I ONLY			30-27-0		.52632		125		6-4-0		5		53		48		.54957		48		1		1	
DIV. I NON-CONF.			17-13-0		.56667		101		0-3-0		30		196		78		.53233		78		1		1	
TOTALS		RPI 1-25		RPI 26-50				W-L RECORDS				RPI 51-100				RPI 101-150				RPI 150+				
30-27-0		9-12-0		3-1-0				OVERALL				7-6-0				4-6-0				7-2-0				
16-14-0		2-7-0		1-0-0				HOME				5-1-0				1-4-0				7-2-0				
6-10-0		2-4-0		0-0-0				AWAY				1-4-0				3-2-0				0-0-0				
8-3-0		5-1-0		2-1-0				NEUTRAL				1-1-0				0-0-0				0-0-0				
17-13-0		2-1-0		0-1-0				NON-CONFERENCE				4-3-0				4-6-0				7-2-0				
12-6-0		1-0-0		0-0-0				HOME				3-0-0				1-4-0				7-2-0				
3-4-0		0-0-0		0-0-				AWAY				0-2-0				3-2-0				0-0-0				
2-3-0		1-1-0		0-1-0				NEUTRAL				1-1-0				0-0-0				0-0-0				
13-14-0		7-11-0		3-0-0				CONFERENCE				3-3-0				0-0-0				0-0-0				
4-8-0		1-7-0		1-0-0				HOME				2-1-0				0-0-0				0-0-0				
3-6-0		2-4-0		0-0-0				AWAY				1-2-0				0-0-0				0-0-0				
6-0-0		4-0-0		2-0-0				NEUTRAL				0-0-0				0-0-0				0-0-0				
RPI	S	Opponent		Score		RPI	S	Opponent		Score		RPI	S	Opponent		Score		RPI	S	Opponent		Score		
4	A	TCU		1	5	28	N	Arizona		9	10	54	N	Nebraska		1	0	104	H	Lamar University		6	5	
4	A	TCU		5	6	29	H	Oklahoma		4	3	66	A	Kansas		11	6	104	H	Lamar University		2	6	
4	A	TCU		5	7	29	N	Oklahoma		9	7	66	A	Kansas		2	4	104	H	Lamar University		6	7	
7	A	Texas Tech		12	10	29	N	Oklahoma		5	2	66	A	Kansas		5	6	106	A	Arizona St.		18	4	
7	A	Texas Tech		2	8							74	H	New Mexico		13	0	113	H	Central Ark.		5	11	
7	A	Texas Tech		3	1							74	H	New Mexico		3	0	133	A	Grand Canyon		0	4	
7	N	Texas Tech		3	0							75	A	Oral Roberts		7	11	133	A	Grand Canyon		1	6	
12	N	Arkansas		8	3							75	A	Oral Roberts		1	4	133	A	Grand Canyon		6	5	
17	H	Texas		4	5							75	H	Oral Roberts		7	6	141	H	Saint Louis		7	10	
17	H	Texas		0	7							75	N	Oral Roberts		6	14	146	A	Wichita St.		6	3	
17	N	Texas		6	5							98	H	Kansas St.		6	3	173	H	Texas St.		10	7	
20	H	West Virginia		3	5							98	H	Kansas St.		4	10	173	H	Texas St.		11	12	
20	H	West Virginia		3	2							98	H	Kansas St.		13	3	173	H	Texas St.		6	3	
20	H	West Virginia		8	9													236	H	South Dakota St.		8	3	
20	N	West Virginia		4	3													236	H	South Dakota St.		1	2	
20	N	West Virginia		8	4													236	H	South Dakota St.		6	3	
22	H	Missouri St.		7	3													241	H	Northwestern St.		7	2	
22	N	Missouri St.		5	6													241	H	Northwestern St.		6	3	
24	H	Baylor		2	3													241	H	Northwestern St.		15	4	
24	H	Baylor		3	9																			
24	H	Baylor		7	8																			
LAST 10 GAMES																								
75	N	Oral Roberts		6	14	7	N	Texas Tech		3	0													
22	N	Missouri St.		5	6	29	N	Oklahoma		5	2													
17	N	Texas		6	5	29	N	Oklahoma		9	7													
20	N	West Virginia		4	3	75	A	Oral Roberts		7	11													
20	N	West Virginia		8	4	24	H	Baylor		7	8													

Non-Div. I Games:

Oklahoma St.

Average RPI Win:	134	WON-LOST	WINNING	LAST 10	STRENGTH OF	OPP. STRENGTH	TEAM	ADJ	CONF.	ADJ CONF.				
Average RPI Loss:	40	RECORD	PCT. RANK	GAMES	SCHEDULE	OF SCHEDULE	RPI	RPI	RPI	RPI				
DIV. I ONLY		36-23-0	.61017	63	7-3-0	62	23	49	.54857	49	2	2		
DIV. I NON-CONF.		21-5-0	.80769	6	1-0-0	199	214	46	.55309	46	2	2		
<hr/>														
TOTALS	RPI 1-25	RPI 26-50		W-L RECORDS		RPI 51-100		RPI 101-150		RPI 150+				
36-23-0	4-12-0	4-7-0		OVERALL		8-1-0		2-2-0		18-1-0				
18-13-0	2-8-0	2-4-0		HOME		3-0-0		1-1-0		10-0-0				
12-6-0	1-3-0	1-2-0		AWAY		5-1-0		0-0-0		5-0-0				
6-4-0	1-1-0	1-1-0		NEUTRAL		0-0-0		1-1-0		3-1-0				
21-5-0	1-2-0	0-0-0		NON-CONFERENCE		3-0-0		2-2-0		15-1-0				
14-2-0	0-1-0	0-0-0		HOME		3-0-0		1-1-0		10-0-0				
2-1-0	0-1-0	0-0-		AWAY		0-0-0		0-0-0		2-0-0				
5-2-0	1-0-0	0-0-0		NEUTRAL		0-0-0		1-1-0		3-1-0				
15-18-0	3-10-0	4-7-0		CONFERENCE		5-1-0		0-0-0		3-0-0				
4-11-0	2-7-0	2-4-0		HOME		0-0-0		0-0-0		0-0-0				
10-5-0	1-2-0	1-2-0		AWAY		5-1-0		0-0-0		3-0-0				
1-2-0	0-1-0	1-1-0		NEUTRAL		0-0-0		0-0-0		0-0-0				
<hr/>														
RPI	S	Opponent	Score		RPI	S	Opponent	Score		RPI	S	Opponent	Score	
2	H	Florida	3	4	31	H	South Carolina	5	3	59	A	Tennessee	2	0
2	H	Florida	1	2	31	H	South Carolina	3	4	59	A	Tennessee	5	0
2	H	Florida	1	2	31	H	South Carolina	5	3	59	A	Tennessee	8	2
3	N	LSU	3	10	31	N	South Carolina	2	10	85	A	Georgia	0	3
9	H	Kentucky	9	8	33	H	Texas A&M	1	11	85	A	Georgia	8	5
9	H	Kentucky	2	5	33	H	Texas A&M	1	7	85	A	Georgia	6	1
9	H	Kentucky	1	6	33	H	Texas A&M	2	7	99	H	Ill.-Chicago	6	4
12	H	Arkansas	8	9	33	N	Texas A&M	12	7	99	H	Ill.-Chicago	7	2
12	H	Arkansas	7	2	37	A	Ole Miss	1	3	99	H	Ill.-Chicago	11	10
12	H	Arkansas	2	9	37	A	Ole Miss	9	3					
18	A	Vanderbilt	2	5	37	A	Ole Miss	6	9					
18	A	Vanderbilt	2	1										
18	A	Vanderbilt	5	14										
19	N	Houston	4	2										
22	A	Missouri St.	1	5										
22	H	Missouri St.	3	5										
					LAST 10 GAMES									
					31	N	South Carolina	2	10	59	A	Tennessee	5	0
					3	N	LSU	3	10	242	H	Eastern Ky.	13	4
					33	N	Texas A&M	12	7	31	H	South Carolina	5	3
					59	A	Tennessee	8	2	31	H	South Carolina	5	3
					59	A	Tennessee	2	0	31	H	South Carolina	3	4

Non-Div. I Games:

Missouri

Average RPI Win: 135		WON-LOST RECORD		WINNING PCT. RANK		LAST 10 GAMES		STRENGTH OF SCHEDULE		OPP. STRENGTH OF SCHEDULE		TEAM RPI		ADJ RPI		CONF. RPI		ADJ CONF. RPI	
Average RPI Loss: 79																			
DIV. I ONLY		33-20-0		.62264 56		6-4-0		111		64		50		.5476 50		11		11	
DIV. I NON-CONF.		11-11-0		.5 142		0-1-0		116		1		64		.54271 64		11		11	
TOTALS		RPI 1-25		RPI 26-50		W-L RECORDS		RPI 51-100		RPI 101-150		RPI 150+							
33-20-0		1-2-0		0-2-0		OVERALL		16-11-0		6-3-0		10-2-0							
15-6-0		0-0-0		0-0-0		HOME		9-5-0		3-1-0		3-0-0							
14-10-0		1-2-0		0-0-0		AWAY		3-4-0		3-2-0		7-2-0							
4-4-0		0-0-0		0-2-0		NEUTRAL		4-2-0		0-0-0		0-0-0							
11-11-0		1-2-0		0-2-0		NON-CONFERENCE		6-5-0		4-2-0		0-0-0							
2-1-0		0-0-0		0-0-0		HOME		1-1-0		1-0-0		0-0-0							
7-8-0		1-2-0		0-0-		AWAY		3-4-0		3-2-0		0-0-0							
2-2-0		0-0-0		0-2-0		NEUTRAL		2-0-0		0-0-0		0-0-0							
22-9-0		0-0-0		0-0-0		CONFERENCE		10-6-0		2-1-0		10-2-0							
13-5-0		0-0-0		0-0-0		HOME		8-4-0		2-1-0		3-0-0							
7-2-0		0-0-0		0-0-0		AWAY		0-0-0		0-0-0		7-2-0							
2-2-0		0-0-0		0-0-0		NEUTRAL		2-2-0		0-0-0		0-0-0							
RPI S	Opponent	Score		RPI S	Opponent	Score		RPI S	Opponent	Score		RPI S	Opponent	Score					
25 A	Cal St. Fullerton	1	0	34 N	Indiana	1	5	53 H	San Diego	1	4	107 A	Fresno St.	2	9				
25 A	Cal St. Fullerton	2	3	34 N	Indiana	3	12	53 H	San Diego	3	0	110 A	Cal Poly	1	6				
25 A	Cal St. Fullerton	3	4					53 H	San Diego	9	2	123 A	Washington St.	7	3				
								56 H	BYU	6	2	123 H	Washington St.	9	4				
								56 H	BYU	10	4	137 H	San Francisco	8	1				
								56 H	BYU	10	2	137 H	San Francisco	4	3				
								56 N	BYU	3	10	137 H	San Francisco	2	7				
								56 N	BYU	3	16	140 A	UC Santa Barbara	4	1				
								64 A	California	5	9	150 A	UC Riverside	10	3				
								64 A	California	8	3	195 A	Pepperdine	3	5				
								64 A	California	5	2	195 A	Pepperdine	1	2				
								64 A	California	7	8	195 A	Pepperdine	2	1				
								65 A	UCLA	2	1	244 H	Pacific	4	0				
								65 A	UCLA	4	5	244 H	Pacific	9	0				
								65 A	UCLA	1	6	244 H	Pacific	9	4				
								67 H	Loyola Marymount	6	3	261 A	Santa Clara	13	7				
								67 H	Loyola Marymount	6	5	261 A	Santa Clara	7	6				
								67 H	Loyola Marymount	0	4	261 A	Santa Clara	9	8				
								67 N	Loyola Marymount	3	1	275 A	Portland	3	2				
								70 H	Saint Mary's (CA)	12	11	275 A	Portland	13	0				
												275 A	Portland	7	4				
				LAST 10 GAMES															
				56 N BYU				3				16							
				56 N BYU				3				10							
				67 N Loyola Marymount				3				1							
				70 N Saint Mary's (CA)				11				3							
				107 A Fresno St.				2				9							

Non-Div. I Games:

Gonzaga

RPI	S	Opponent	Score
70	H	Saint Mary's (CA)	8 9
70	H	Saint Mary's (CA)	3 7
70	N	Saint Mary's (CA)	11 3
83	H	Washington	4 5
83	H	Washington	8 7
91	N	Duke	4 1
91	N	Duke	6 1

56	H	BYU	6 2
56	H	BYU	10 4
56	H	BYU	10 2
67	H	Loyola Marymount	6 5
67	H	Loyola Marymount	0 4

Average RPI Win:		118	WON-LOST RECORD		WINNING PCT. RANK		LAST 10 GAMES		STRENGTH OF SCHEDULE		OPP. STRENGTH OF SCHEDULE		TEAM RPI		ADJ RPI		CONF. RPI		ADJ CONF. RPI				
DIV. I ONLY		37-21-0		.63793		47		4-6-0		77		63		51		.54737		51		6		6	
DIV. I NON-CONF.		17-8-0		.68		39		0-1-0		167		119		96		.52239		96		6		6	
TOTALS		RPI 1-25		RPI 26-50		W-L RECORDS		RPI 51-100		RPI 101-150		RPI 150+											
37-21-0		4-4-0		4-3-0		OVERALL		10-6-0		9-4-0		10-4-0											
25-10-0		2-2-0		4-2-0		HOME		5-2-0		6-3-0		8-1-0											
11-9-0		2-2-0		0-0-0		AWAY		4-3-0		3-1-0		2-3-0											
1-2-0		0-0-0		0-1-0		NEUTRAL		1-1-0		0-0-0		0-0-0											
17-8-0		2-3-0		0-0-0		NON-CONFERENCE		2-0-0		5-2-0		8-3-0											
15-5-0		2-2-0		0-0-0		HOME		1-0-0		4-2-0		8-1-0											
2-3-0		0-1-0		0-0-		AWAY		1-0-0		1-0-0		0-2-0											
0-0-0		0-0-0		0-0-0		NEUTRAL		0-0-0		0-0-0		0-0-0											
20-13-0		2-1-0		4-3-0		CONFERENCE		8-6-0		4-2-0		2-1-0											
10-5-0		0-0-0		4-2-0		HOME		4-2-0		2-1-0		0-0-0											
9-6-0		2-1-0		0-0-0		AWAY		3-3-0		2-1-0		2-1-0											
1-2-0		0-0-0		0-1-0		NEUTRAL		1-1-0		0-0-0		0-0-0											
RPI	S	Opponent		Score		RPI	S	Opponent		Score		RPI	S	Opponent		Score							
9	H	Kentucky		2	19	41	H	Rice		3	2	57	A	Fla. Atlantic		1	6	117	A	Middle Tenn.		5	3
11	A	Southern Miss.		13	11	41	H	Rice		6	5	57	A	Fla. Atlantic		0	3	117	A	Middle Tenn.		6	17
11	A	Southern Miss.		2	10	41	H	Rice		2	0	57	A	Fla. Atlantic		9	8	117	A	Middle Tenn.		9	8
11	A	Southern Miss.		9	2	41	N	Rice		3	4	57	N	Fla. Atlantic		2	6	120	A	William & Mary		11	6
16	A	Virginia		5	18	47	H	Louisiana Tech		3	7	58	H	Charlotte		1	3	120	H	William & Mary		6	3
20	H	West Virginia		1	3	47	H	Louisiana Tech		3	2	58	H	Charlotte		2	0	122	H	Virginia Tech		4	8
20	H	West Virginia		8	4	47	H	Louisiana Tech		3	7	58	H	Charlotte		3	0	127	H	Delaware		2	1
20	H	West Virginia		7	4							86	H	FIU		21	1	134	H	Marshall		16	1
												86	H	FIU		9	10	134	H	Marshall		1	2
												86	H	FIU		11	10	134	H	Marshall		14	5
												86	N	FIU		3	2	139	H	Rutgers		15	4
												96	A	VCU		5	4	139	H	Rutgers		5	8
												96	H	VCU		4	1	139	H	Rutgers		6	2
												97	A	UTSA		11	5	187	H	Princeton		7	1
												97	A	UTSA		9	1	187	H	Princeton		14	4
												97	A	UTSA		5	7	188	A	UAB		11	3
																		188	A	UAB		4	8
																		188	A	UAB		8	3
																		213	H	Saint Joseph's		7	6
																		214	A	VMI		14	17
																		214	H	VMI		14	2
																		240	H	James Madison		3	4
																		240	H	James Madison		9	8
																		256	H	LIU Brooklyn		11	7
																		256	H	LIU Brooklyn		13	0
																		256	H	LIU Brooklyn		16	8
																		257	A	Richmond		1	5
					LAST 10 GAMES																		
						57	N	Fla. Atlantic		2	6	57	A	Fla. Atlantic		1	6	240	H	James Madison		9	8
						41	N	Rice		3	4	122	H	Virginia Tech		4	8	256	H	LIU Brooklyn		11	7
						86	N	FIU		3	2	86	H	FIU		11	10	256	H	LIU Brooklyn		13	0
						57	A	Fla. Atlantic		0	3	86	H	FIU		9	10	256	H	LIU Brooklyn		16	8
						57	A	Fla. Atlantic		9	8	86	H	FIU		21	1	257	A	Richmond		1	5

Non-Div. I Games:

Old Dominion

DBU				Through Games Of June 27, 2017 (FINAL)															
Average RPI Win: 177		WON-LOST RECORD		WINNING PCT. RANK		LAST 10 GAMES		STRENGTH OF SCHEDULE		OPP. STRENGTH OF SCHEDULE		TEAM RPI		ADJ RPI		CONF. RPI		ADJ CONF. RPI	
DIV. I ONLY		42-21-0		.66667 26		8-2-0		133		131		52		.54677 52		16		16	
DIV. I NON-CONF.		23-15-0		.60526 81		2-2-0		67		78		52		.54968 52		13		13	
TOTALS		RPI 1-25		RPI 26-50		W-L RECORDS		RPI 51-100		RPI 101-150		RPI 150+							
42-21-0		1-9-0		2-2-0		OVERALL		4-2-0		10-5-0		25-3-0							
24-6-0		0-2-0		1-0-0		HOME		2-1-0		5-2-0		16-1-0							
12-14-0		0-6-0		1-2-0		AWAY		2-1-0		4-3-0		5-2-0							
6-1-0		1-1-0		0-0-0		NEUTRAL		0-0-0		1-0-0		4-0-0							
23-15-0		1-6-0		2-2-0		NON-CONFERENCE		4-2-0		8-4-0		8-1-0							
13-5-0		0-2-0		1-0-0		HOME		2-1-0		3-1-0		7-1-0							
8-9-0		0-3-0		1-0-		AWAY		2-1-0		4-3-0		1-0-0							
2-1-0		1-1-0		0-0-0		NEUTRAL		0-0-0		1-0-0		0-0-0							
19-6-0		0-3-0		0-0-0		CONFERENCE		0-0-0		2-1-0		17-2-0							
11-1-0		0-0-0		0-0-0		HOME		0-0-0		2-1-0		9-0-0							
4-5-0		0-3-0		0-0-0		AWAY		0-0-0		0-0-0		4-2-0							
4-0-0		0-0-0		0-0-0		NEUTRAL		0-0-0		0-0-0		4-0-0							
RPI S	Opponent	Score		RPI S	Opponent	Score		RPI S	Opponent	Score		RPI S	Opponent	Score					
4 A	TCU	2	3	29 H	Oklahoma	16	10	74 H	New Mexico	5	2	101 A	UT Arlington	9	7				
4 A	TCU	3	15	33 A	Texas A&M	3	7	74 H	New Mexico	5	6	101 H	UT Arlington	12	7				
4 H	TCU	3	9	38 A	Sam Houston St.	5	7	74 H	New Mexico	7	6	111 H	Jacksonville St.	10	6				
16 N	Virginia	11	8	41 A	Rice	8	4	75 A	Oral Roberts	9	7	111 H	Jacksonville St.	14	11				
16 N	Virginia	3	6					75 A	Oral Roberts	3	7	111 H	Jacksonville St.	3	7				
22 A	Missouri St.	3	7					75 A	Oral Roberts	13	5	113 A	Central Ark.	4	10				
22 A	Missouri St.	1	5									113 A	Central Ark.	4	0				
22 A	Missouri St.	8	11									113 A	Central Ark.	7	1				
24 A	Baylor	6	8									128 A	North Florida	9	5				
24 H	Baylor	1	4									128 A	North Florida	7	8				
												128 A	North Florida	2	6				
												145 N	Central Conn. St.	6	5				
												146 H	Wichita St.	6	8				
												146 H	Wichita St.	13	2				
												146 H	Wichita St.	10	9				
												166 H	Indiana St.	3	2				
												166 H	Indiana St.	1	0				
												166 H	Indiana St.	20	12				
												166 N	Indiana St.	6	5				
												166 N	Indiana St.	6	2				
												200 A	Southern Ill.	1	4				
												200 A	Southern Ill.	4	2				
												200 A	Southern Ill.	7	1				
												208 H	Bradley	7	3				
												208 H	Bradley	6	1				
												208 H	Bradley	9	8				
												208 N	Bradley	15	9				
LAST 10 GAMES				4 A TCU 3 15				268 N Illinois St. 10 6				200 A Southern Ill. 4 2							
				16 N Virginia 11 8				166 N Indiana St. 6 2				208 H Bradley 7 3							
				145 N Central Conn. St. 6 5				208 N Bradley 15 9				208 H Bradley 6 1							
				16 N Virginia 3 6				260 A Evansville 11 4				208 H Bradley 9 8							
				166 N Indiana St. 6 5				260 A Evansville 17 6				208 N Bradley 15 9							

Non-Div. I Games:

DBU

RPI	S	Opponent	Score	
255	H	La.-Monroe	3	8
255	H	La.-Monroe	11	0
255	H	La.-Monroe	12	4
260	A	Evansville	0	9
260	A	Evansville	17	6
260	A	Evansville	11	4
265	A	Abilene Christian	11	7
265	H	Abilene Christian	10	6
268	H	Illinois St.	7	6
268	H	Illinois St.	11	4
268	H	Illinois St.	10	2
268	N	Illinois St.	10	6
279	H	Grambling	7	6
279	H	Grambling	15	0
279	H	Grambling	3	0
285	H	Prairie View	10	0

D
B
U

D
B
U

Average RPI Win:		147	WON-LOST RECORD		WINNING PCT. RANK		LAST 10 GAMES		STRENGTH OF SCHEDULE		OPP. STRENGTH OF SCHEDULE		TEAM RPI		ADJ RPI		CONF. RPI		ADJ CONF. RPI					
DIV. I ONLY			35-18-1		.65741		33		6-4-0		127		67		53		.54643		53		11		11	
DIV. I NON-CONF.			17-9-1		.64815		57		3-2-0		76		7		41		.5584		41		11		11	
TOTALS		RPI 1-25		RPI 26-50		W-L RECORDS		RPI 51-100		RPI 101-150		RPI 150+												
35-18-1		2-4-1		1-3-0		OVERALL		10-8-0		7-0-0		15-3-0												
21-8-1		1-3-1		0-0-0		HOME		3-3-0		5-0-0		12-2-0												
13-9-0		0-1-0		1-2-0		AWAY		7-5-0		2-0-0		3-1-0												
1-1-0		1-0-0		0-1-0		NEUTRAL		0-0-0		0-0-0		0-0-0												
17-9-1		2-4-1		0-1-0		NON-CONFERENCE		7-2-0		4-0-0		4-2-0												
8-6-1		1-3-1		0-0-0		HOME		2-1-0		2-0-0		3-2-0												
8-2-0		0-1-0		0-0-		AWAY		5-1-0		2-0-0		1-0-0												
1-1-0		1-0-0		0-1-0		NEUTRAL		0-0-0		0-0-0		0-0-0												
18-9-0		0-0-0		1-2-0		CONFERENCE		3-6-0		3-0-0		11-1-0												
13-2-0		0-0-0		0-0-0		HOME		1-2-0		3-0-0		9-0-0												
5-7-0		0-0-0		1-2-0		AWAY		2-4-0		0-0-0		2-1-0												
0-0-0		0-0-0		0-0-0		NEUTRAL		0-0-0		0-0-0		0-0-0												
RPI	S	Opponent		Score		RPI	S	Opponent		Score		RPI	S	Opponent		Score		RPI	S	Opponent		Score		
14	H	Long Beach St.		9	9	40	N	Michigan		1	3	56	H	BYU		8	12	121	H	Notre Dame		6	2	
18	H	Vanderbilt		3	2	50	A	Gonzaga		0	3	56	H	BYU		8	9	137	H	San Francisco		8	2	
18	H	Vanderbilt		2	8	50	A	Gonzaga		4	1	56	H	BYU		6	3	137	H	San Francisco		8	4	
18	H	Vanderbilt		1	11	50	A	Gonzaga		2	9	65	A	UCLA		3	1	137	H	San Francisco		6	4	
25	A	Cal St. Fullerton		2	13							67	A	Loyola Marymount		3	6	144	A	Southern California		8	3	
25	H	Cal St. Fullerton		2	9							67	A	Loyola Marymount		11	10	150	A	UC Riverside		14	1	
25	N	Cal St. Fullerton		11	6							67	A	Loyola Marymount		3	10	150	H	UC Riverside		10	2	
												70	A	Saint Mary's (CA)		1	8	161	A	UC Irvine		5	1	
												70	A	Saint Mary's (CA)		8	2	161	H	UC Irvine		14	6	
												70	A	Saint Mary's (CA)		4	6	161	H	UC Irvine		7	8	
												73	A	San Diego St.		5	9	178	H	Sacramento St.		8	9	
												73	H	San Diego St.		1	10	178	H	Sacramento St.		5	3	
												74	H	New Mexico		7	2	178	H	Sacramento St.		6	3	
												82	A	Tulane		11	4	195	H	Pepperdine		9	3	
												82	A	Tulane		6	2	195	H	Pepperdine		3	1	
												82	A	Tulane		5	4	195	H	Pepperdine		8	2	
												82	A	Tulane		7	4	244	H	Pacific		10	4	
												89	H	Oregon		7	2	244	H	Pacific		1	0	
																		244	H	Pacific		9	5	
																		261	A	Santa Clara		9	2	
																		261	A	Santa Clara		11	1	
																		261	A	Santa Clara		12	15	
																		275	H	Portland		8	2	
																		275	H	Portland		2	1	
																		275	H	Portland		3	2	
																		70	A	Saint Mary's (CA)		4	6	
																		70	A	Saint Mary's (CA)		1	8	

Non-Div. I Games:

San Diego

RPI	S	Opponent	Score	
233	H	Northern Colo.	8	2
233	H	Northern Colo.	12	2
280	A	Omaha	3	1
280	H	Omaha	13	2

Nebraska

N
e
b
r
a
s
k
a

N
e
b
r
a
s
k
a

RPI	S	Opponent	Score	
299	H	Saint Peter's	6	1
299	H	Saint Peter's	4	0

Louisiana

L
o
u
i
s
i
a
n
a

L
o
u
i
s
i
a
n
a

RPI	S	Opponent	Score	
264	A	Utah Valley	8	3
264	A	Utah Valley	23	4
264	H	Utah Valley	7	6
275	H	Portland	16	3
275	H	Portland	11	3
275	H	Portland	23	19

BYU

B
Y
U

B
Y
U

Average RPI Win: 113		WON-LOST	WINNING	LAST 10	STRENGTH OF		OPP. STRENGTH	TEAM	ADJ		CONF.	ADJ CONF.
Average RPI Loss: 88		RECORD	PCT. RANK	GAMES	SCHEDULE		OF SCHEDULE	RPI	RPI		RPI	RPI
DIV. I ONLY		35-21-1	.62281	54	6-4-0		106	27	57		.54438	57
DIV. I NON-CONF.		15-7-1	.67391	43	1-0-0		141	15	70		.53805	70
TOTALS		RPI 1-25	RPI 26-50		W-L RECORDS		RPI 51-100		RPI 101-150		RPI 150+	
35-21-1		0-3-0	6-8-1		OVERALL		12-4-0		8-2-0		9-4-0	
25-7-1		0-0-0	5-3-1		HOME		6-1-0		8-2-0		6-1-0	
8-12-0		0-3-0	1-3-0		AWAY		4-3-0		0-0-0		3-3-0	
2-2-0		0-0-0	0-2-0		NEUTRAL		2-0-0		0-0-0		0-0-0	
15-7-1		0-0-0	4-5-1		NON-CONFERENCE		2-0-0		3-1-0		6-1-0	
13-4-1		0-0-0	3-2-1		HOME		1-0-0		3-1-0		6-1-0	
2-3-0		0-0-0	1-0-		AWAY		1-0-0		0-0-0		0-0-0	
0-0-0		0-0-0	0-0-0		NEUTRAL		0-0-0		0-0-0		0-0-0	
20-14-0		0-3-0	2-3-0		CONFERENCE		10-4-0		5-1-0		3-3-0	
12-3-0		0-0-0	2-1-0		HOME		5-1-0		5-1-0		0-0-0	
6-9-0		0-3-0	0-0-0		AWAY		3-3-0		0-0-0		3-3-0	
2-2-0		0-0-0	0-2-0		NEUTRAL		2-0-0		0-0-0		0-0-0	
RPI S	Opponent	Score	RPI S	Opponent	Score	RPI S	Opponent	Score	RPI S	Opponent	Score	
11 A	Southern Miss.	2 11	26 A	UCF	8 3	51 H	Old Dominion	8 9	117 H	Middle Tenn.	7 6	
11 A	Southern Miss.	4 5	26 H	UCF	9 4	51 H	Old Dominion	3 0	117 H	Middle Tenn.	7 6	
11 A	Southern Miss.	5 6	34 H	Indiana	6 2	51 H	Old Dominion	6 1	117 H	Middle Tenn.	10 1	
			34 H	Indiana	6 6	51 N	Old Dominion	6 2	134 H	Marshall	12 6	
			34 H	Indiana	4 8	58 A	Charlotte	5 11	134 H	Marshall	0 7	
			35 A	FGCU	5 7	58 A	Charlotte	13 10	134 H	Marshall	7 3	
			35 H	FGCU	13 1	58 A	Charlotte	7 4	139 H	Rutgers	14 2	
			41 H	Rice	8 2	61 A	Bethune-Cookman	12 6	142 H	Illinois	16 2	
			41 H	Rice	3 2	61 H	Bethune-Cookman	9 6	142 H	Illinois	4 14	
			41 H	Rice	4 5	86 H	FIU	4 3	142 H	Illinois	11 10	
			41 N	Rice	3 5	86 H	FIU	9 8	188 A	UAB	6 3	
			41 N	Rice	2 13	86 H	FIU	10 1	188 A	UAB	2 6	
			43 A	Miami (FL)	2 8	86 N	FIU	8 4	188 A	UAB	9 5	
			43 A	Miami (FL)	5 7	97 A	UTSA	0 6	193 H	Maine	11 3	
			43 H	Miami (FL)	2 5	97 A	UTSA	6 9	207 H	Monmouth	12 10	
						97 A	UTSA	10 0	207 H	Monmouth	16 5	
									207 H	Monmouth	6 1	
									229 H	Toledo	11 8	
									229 H	Toledo	10 3	
									229 H	Toledo	4 6	
									245 A	Western Ky.	6 7	
									245 A	Western Ky.	4 6	
									245 A	Western Ky.	5 3	
			LAST 10 GAMES			41 N	Rice	2 13	51 H	Old Dominion	8 9	
						51 N	Old Dominion	6 2	51 H	Old Dominion	6 1	
						86 N	FIU	8 4	26 H	UCF	9 4	
						41 N	Rice	3 5	245 A	Western Ky.	6 7	
						51 H	Old Dominion	3 0	245 A	Western Ky.	5 3	

Non-Div. I Games:

Fla. Atlantic

Average RPI Win: 121		WON-LOST RECORD		WINNING PCT. RANK		LAST 10 GAMES		STRENGTH OF SCHEDULE		OPP. STRENGTH OF SCHEDULE		TEAM RPI		ADJ RPI		CONF. RPI		ADJ CONF. RPI	
DIV. I ONLY		34-24-0		.58621 77		7-3-0		53		55		58		.54427 58		6		6	
DIV. I NON-CONF.		14-10-0		.58333 91		1-0-0		40		53		67		.5404 67		6		6	
TOTALS		RPI 1-25		RPI 26-50		W-L RECORDS		RPI 51-100		RPI 101-150		RPI 150+							
34-24-0		3-4-0		4-6-0		OVERALL		10-11-0		6-0-0		11-3-0							
17-14-0		2-2-0		2-5-0		HOME		4-6-0		3-0-0		6-1-0							
15-8-0		1-0-0		1-1-0		AWAY		5-5-0		3-0-0		5-2-0							
2-2-0		0-2-0		1-0-0		NEUTRAL		1-0-0		0-0-0		0-0-0							
14-10-0		3-2-0		1-2-0		NON-CONFERENCE		4-4-0		0-0-0		6-2-0							
10-6-0		2-2-0		0-1-0		HOME		2-2-0		0-0-0		6-1-0							
4-4-0		1-0-0		1-0-		AWAY		2-2-0		0-0-0		0-1-0							
0-0-0		0-0-0		0-0-0		NEUTRAL		0-0-0		0-0-0		0-0-0							
20-14-0		0-2-0		3-4-0		CONFERENCE		6-7-0		6-0-0		5-1-0							
7-8-0		0-0-0		2-4-0		HOME		2-4-0		3-0-0		0-0-0							
11-4-0		0-0-0		0-0-0		AWAY		3-3-0		3-0-0		5-1-0							
2-2-0		0-2-0		1-0-0		NEUTRAL		1-0-0		0-0-0		0-0-0							
RPI	S	Opponent		Score		RPI	S	Opponent		Score		RPI	S	Opponent		Score			
10	A	Wake Forest		6	1	27	A	North Carolina St.		6	5	51	A	Old Dominion		3	1		
10	H	Wake Forest		4	13	27	H	North Carolina St.		10	15	51	A	Old Dominion		0	2		
11	N	Southern Miss.		8	10	31	A	South Carolina		4	5	51	A	Old Dominion		0	3		
11	N	Southern Miss.		5	6	41	H	Rice		0	8	57	H	Fla. Atlantic		11	5		
20	H	West Virginia		3	6	41	H	Rice		4	6	57	H	Fla. Atlantic		4	7		
20	H	West Virginia		6	3	41	H	Rice		8	11	57	H	Fla. Atlantic		10	13		
20	H	West Virginia		13	2	47	H	Louisiana Tech		7	12	71	H	Xavier		6	7		
						47	H	Louisiana Tech		13	7	71	H	Xavier		2	1		
						47	H	Louisiana Tech		4	2	71	H	Xavier		7	1		
						47	N	Louisiana Tech		7	2	81	A	East Carolina		2	0		
												81	A	East Carolina		7	10		
												81	A	East Carolina		0	3		
												86	A	FIU		8	7		
												86	A	FIU		4	0		
												86	A	FIU		4	5		
												90	A	Winthrop		11	9		
												90	H	Winthrop		2	3		
												97	H	UTSA		3	5		
												97	H	UTSA		8	3		
												97	H	UTSA		0	5		
				LAST 10 GAMES															
				11 N Southern Miss.				8	10										
				11 N Southern Miss.				5	6										
				97 N UTSA				5	0										
				47 N Louisiana Tech				7	2										
				134 A Marshall				9	5										

Non-Div. I Games:

Charlotte

RPI	S	Opponent	Score	
97	N	UTSA	5	0
134	A	Marshall	7	4
134	A	Marshall	5	3
90	A	Winthrop	11	9
97	H	UTSA	3	5
97	H	UTSA	8	3

C
h
a
r
l
o
t
t
e

C
h
a
r
l
o
t
t
e

Average RPI Win: 118		WON-LOST	WINNING	LAST 10	STRENGTH OF		OPP. STRENGTH	TEAM	ADJ		CONF.	ADJ CONF.
Average RPI Loss: 47		RECORD	PCT. RANK	GAMES	SCHEDULE		OF SCHEDULE	RPI	RPI		RPI	RPI
DIV. I ONLY		27-25-0	.51923	132	3-7-0		25	25	59		2	2
DIV. I NON-CONF.		20-4-0	.83333	4	3-0-0		88	194	7		2	2
TOTALS		RPI 1-25	RPI 26-50		W-L RECORDS		RPI 51-100		RPI 101-150		RPI 150+	
27-25-0		4-9-0	2-10-0		OVERALL		7-3-0		4-2-0		10-1-0	
15-13-0		1-1-0	1-8-0		HOME		4-3-0		2-1-0		7-0-0	
9-12-0		3-8-0	1-2-0		AWAY		2-0-0		2-1-0		1-1-0	
3-0-0		0-0-0	0-0-0		NEUTRAL		1-0-0		0-0-0		2-0-0	
20-4-0		0-0-0	0-0-0		NON-CONFERENCE		6-1-0		4-2-0		10-1-0	
12-2-0		0-0-0	0-0-0		HOME		3-1-0		2-1-0		7-0-0	
5-2-0		0-0-0	0-0-0		AWAY		2-0-0		2-1-0		1-1-0	
3-0-0		0-0-0	0-0-0		NEUTRAL		1-0-0		0-0-0		2-0-0	
7-21-0		4-9-0	2-10-0		CONFERENCE		1-2-0		0-0-0		0-0-0	
3-11-0		1-1-0	1-8-0		HOME		1-2-0		0-0-0		0-0-0	
4-10-0		3-8-0	1-2-0		AWAY		0-0-0		0-0-0		0-0-0	
0-0-0		0-0-0	0-0-0		NEUTRAL		0-0-0		0-0-0		0-0-0	
RPI S	Opponent	Score	RPI S	Opponent	Score	RPI S	Opponent	Score	RPI S	Opponent	Score	
2 A	Florida	7 6	31 H	South Carolina	2 10	67 A	Loyola Marymount	8 4	103 H	Morehead St.	4 3	
2 A	Florida	3 2	31 H	South Carolina	1 7	73 A	San Diego St.	8 4	117 H	Middle Tenn.	4 7	
2 A	Florida	4 5	31 H	South Carolina	4 6	85 H	Georgia	5 7	119 A	Memphis	8 5	
9 A	Kentucky	5 15	33 A	Texas A&M	1 3	85 H	Georgia	6 5	119 A	Memphis	1 4	
9 A	Kentucky	2 7	33 A	Texas A&M	1 2	85 H	Georgia	1 3	119 A	Memphis	10 0	
9 A	Kentucky	3 8	33 A	Texas A&M	5 3	88 H	Tennessee Tech	6 0	134 H	Marshall	7 1	
12 H	Arkansas	5 4	39 H	Auburn	5 4	93 N	Seton Hall	12 5	160 H	Belmont	14 8	
12 H	Arkansas	0 2	39 H	Auburn	2 3	95 H	Cincinnati	2 1	161 N	UC Irvine	10 9	
18 A	Vanderbilt	9 3	39 H	Auburn	1 8	95 H	Cincinnati	1 2	170 H	Austin Peay	18 4	
18 A	Vanderbilt	0 1	49 H	Missouri	0 5	95 H	Cincinnati	6 2	171 A	ETSU	2 10	
21 A	Mississippi St.	4 14	49 H	Missouri	0 2				171 H	ETSU	9 2	
21 A	Mississippi St.	4 5	49 H	Missouri	2 8				171 N	ETSU	8 1	
21 A	Mississippi St.	4 7							197 H	UNC Asheville	5 2	
									242 A	Eastern Ky.	7 6	
									250 H	Norfolk St.	10 2	
									250 H	Norfolk St.	5 4	
									250 H	Norfolk St.	5 2	
LAST 10 GAMES												
49 H	Missouri	2 8	9 A	Kentucky	3 8							
49 H	Missouri	0 2	9 A	Kentucky	5 15							
49 H	Missouri	0 5	242 A	Eastern Ky.	7 6							
103 H	Morehead St.	4 3	160 H	Belmont	14 8							
9 A	Kentucky	2 7	12 H	Arkansas	0 2							

Non-Div. I Games:

Tennessee

Average RPI Win:		156	WON-LOST RECORD		WINNING PCT. RANK		LAST 10 GAMES		STRENGTH OF SCHEDULE		OPP. STRENGTH OF SCHEDULE		TEAM RPI		ADJ RPI		CONF. RPI		ADJ CONF. RPI					
Average RPI Loss:		87																						
DIV. I ONLY			37-19-1		.65789		32		7-3-0		98		98		60		.54413		60		9		9	
DIV. I NON-CONF.			15-11-0		.57692		96		1-2-0		83		51		101		.5199		101		10		10	
TOTALS		RPI 1-25		RPI 26-50		W-L RECORDS		RPI 51-100		RPI 101-150		RPI 150+												
37-19-1		0-6-0		2-2-0		OVERALL		3-3-1		14-4-0		18-4-0												
22-12-1		0-3-0		0-1-0		HOME		3-3-1		9-4-0		10-1-0												
15-6-0		0-3-0		2-1-0		AWAY		0-0-0		5-0-0		8-2-0												
0-1-0		0-0-0		0-0-0		NEUTRAL		0-0-0		0-0-0		0-1-0												
15-11-0		0-6-0		0-1-0		NON-CONFERENCE		1-0-0		9-3-0		5-1-0												
12-8-0		0-3-0		0-1-0		HOME		1-0-0		7-3-0		4-1-0												
3-3-0		0-3-0		0-0-		AWAY		0-0-0		2-0-0		1-0-0												
0-0-0		0-0-0		0-0-0		NEUTRAL		0-0-0		0-0-0		0-0-0												
22-8-1		0-0-0		2-1-0		CONFERENCE		2-3-1		5-1-0		13-3-0												
10-4-1		0-0-0		0-0-0		HOME		2-3-1		2-1-0		6-0-0												
12-3-0		0-0-0		2-1-0		AWAY		0-0-0		3-0-0		7-2-0												
0-1-0		0-0-0		0-0-0		NEUTRAL		0-0-0		0-0-0		0-1-0												
RPI	S	Opponent		Score		RPI	S	Opponent		Score		RPI	S	Opponent		Score		RPI	S	Opponent		Score		
5	A	North Carolina		6	7	32	A	South Ala.		4	3	55	H	Louisiana		7	7	101	A	UT Arlington		5	0	
10	A	Wake Forest		9	19	32	A	South Ala.		3	4	55	H	Louisiana		9	8	101	A	UT Arlington		4	1	
10	H	Wake Forest		8	13	32	A	South Ala.		11	9	55	H	Louisiana		0	1	101	A	UT Arlington		5	4	
15	A	Clemson		8	11	46	H	St. John's (NY)		4	7	87	H	Ga. Southern		2	3	105	H	Western Caro.		4	5	
20	H	West Virginia		1	4							87	H	Ga. Southern		6	7	108	H	Troy		11	8	
20	H	West Virginia		9	22							87	H	Ga. Southern		6	5	108	H	Troy		0	4	
												90	H	Winthrop		8	3	108	H	Troy		5	4	
																		137	H	San Francisco		7	5	
																		137	H	San Francisco		6	1	
																		138	A	UNCW		4	1	
																		138	H	UNCW		13	2	
																		138	H	UNCW		13	6	
																		142	H	Illinois		3	2	
																		142	H	Illinois		6	0	
																		142	H	Illinois		6	7	
																		147	A	Col. of Charleston		8	5	
																		147	H	Col. of Charleston		16	7	
																		147	H	Col. of Charleston		5	6	
																		163	H	Ball St.		1	0	
																		171	H	Albany (NY)		14	0	
																		173	A	Texas St.		7	10	
																		173	A	Texas St.		4	3	
																		173	A	Texas St.		4	5	
																		173	N	Texas St.		5	7	
																		180	H	Arkansas St.		6	1	
																		180	H	Arkansas St.		11	6	
																		180	H	Arkansas St.		5	0	
LAST 10 GAMES																								
173 N Texas St.				5	7	101 A UT Arlington				5	0	173 A Texas St.				4	3	173 A Texas St.				4	5	
183 H Appalachian St.				6	2	101 A UT Arlington				4	1	173 N Texas St.				5	7	180 H Arkansas St.				6	1	
183 H Appalachian St.				4	2	101 A UT Arlington				5	4	180 H Arkansas St.				11	6	180 H Arkansas St.				11	6	
183 H Appalachian St.				5	0	147 H Col. of Charleston				5	6	180 H Arkansas St.				5	0	138 H UNCW				13	6	
15 A Clemson				8	11																			

Non-Div. I Games:

Coastal Caro.

RPI	S	Opponent	Score	
183	H	Appalachian St.	5	0
183	H	Appalachian St.	4	2
183	H	Appalachian St.	6	2
192	H	George Mason	9	8
214	A	Georgia St.	17	0
214	A	Georgia St.	4	0
214	A	Georgia St.	8	5
239	A	The Citadel	9	6
240	H	James Madison	3	11
255	A	La.-Monroe	10	5
255	A	La.-Monroe	7	5
255	A	La.-Monroe	8	1
257	H	Richmond	8	5

Coastal Caro.

C
o
a
s
t
a
l
C
a
r
o
.

C
o
a
s
t
a
l
C
a
r
o
.

Average RPI Win:		159	WON-LOST RECORD		WINNING PCT. RANK		LAST 10 GAMES		STRENGTH OF SCHEDULE		OPP. STRENGTH OF SCHEDULE		TEAM RPI		ADJ RPI		CONF. RPI		ADJ CONF. RPI	
Average RPI Loss:		99																		
DIV. I ONLY			36-25-0		.59016 73		8-2-0		68		130		61		.54405 61		27		27	
DIV. I NON-CONF.			18-17-0		.51429 141		3-2-0		8		22		36		.56287 36		29		29	
TOTALS		RPI 1-25		RPI 26-50		W-L RECORDS		RPI 51-100		RPI 101-150		RPI 150+								
36-25-0		2-2-0		2-6-0		OVERALL		8-7-0		6-5-0		18-5-0								
20-7-0		0-0-0		0-1-0		HOME		7-2-0		2-3-0		11-1-0								
11-17-0		1-1-0		2-5-0		AWAY		1-5-0		2-2-0		5-4-0								
5-1-0		1-1-0		0-0-0		NEUTRAL		0-0-0		2-0-0		2-0-0								
18-17-0		2-2-0		2-6-0		NON-CONFERENCE		8-7-0		3-1-0		3-1-0								
11-4-0		0-0-0		0-1-0		HOME		7-2-0		1-1-0		3-0-0								
5-12-0		1-1-0		2-0-		AWAY		1-5-0		1-0-0		0-1-0								
2-1-0		1-1-0		0-0-0		NEUTRAL		0-0-0		1-0-0		0-0-0								
18-8-0		0-0-0		0-0-0		CONFERENCE		0-0-0		3-4-0		15-4-0								
9-3-0		0-0-0		0-0-0		HOME		0-0-0		1-2-0		8-1-0								
6-5-0		0-0-0		0-0-0		AWAY		0-0-0		1-2-0		5-3-0								
3-0-0		0-0-0		0-0-0		NEUTRAL		0-0-0		1-0-0		2-0-0								
RPI S	Opponent		Score		RPI S	Opponent		Score		RPI S	Opponent		Score		RPI S	Opponent		Score		
2 A	Florida		6 2		26 A	UCF		1 5		57 A	Fla. Atlantic		6 9		112 N	Marist		4 2		
2 A	Florida		1 6		26 H	UCF		4 5		57 H	Fla. Atlantic		6 12		116 H	Dartmouth		9 2		
23 N	South Fla.		1 9		35 A	FGCU		3 8		63 A	Jacksonville		9 24		128 A	North Florida		10 2		
23 N	South Fla.		6 4		35 A	FGCU		13 7		63 H	Jacksonville		5 4		128 H	North Florida		4 5		
					35 A	FGCU		4 7		79 A	Liberty		5 4		132 A	Florida A&M		8 1		
					43 A	Miami (FL)		1 7		79 A	Liberty		1 6		132 A	Florida A&M		9 10		
					43 A	Miami (FL)		5 6		79 A	Liberty		3 4		132 A	Florida A&M		1 3		
					43 A	Miami (FL)		7 3		84 H	Boston College		3 2		132 H	Florida A&M		5 1		
										84 H	Boston College		2 1		132 H	Florida A&M		3 4		
										84 H	Boston College		6 5		132 H	Florida A&M		6 11		
										86 A	FIU		1 3		132 N	Florida A&M		6 5		
										86 H	FIU		5 3		157 A	Stetson		2 9		
										88 H	Tennessee Tech		5 4		157 H	Stetson		9 8		
										88 H	Tennessee Tech		0 5		169 H	Fairfield		9 5		
										88 H	Tennessee Tech		3 1		169 H	Fairfield		7 5		
														196 A	N.C. A&T		5 6			
														196 A	N.C. A&T		10 4			
														196 A	N.C. A&T		10 5			
														196 H	N.C. A&T		13 1			
														196 H	N.C. A&T		1 6			
														196 H	N.C. A&T		9 6			
														250 N	Norfolk St.		11 1			
														250 N	Norfolk St.		16 6			
														252 A	N.C. Central		6 0			
														252 A	N.C. Central		2 10			
														252 H	N.C. Central		15 5			
														252 H	N.C. Central		13 1			
LAST 10 GAMES																				
2 A	Florida		1 6		250 N	Norfolk St.		11 1		250 N	Norfolk St.		16 6		252 A	N.C. Central		6 0		
2 A	Florida		6 2		132 N	Florida A&M		6 5		287 H	Savannah St.		10 5		252 A	N.C. Central		2 10		
23 N	South Fla.		6 4		287 H	Savannah St.		16 0		252 H	N.C. Central		15 5		252 H	N.C. Central		13 1		
112 N	Marist		4 2																	
23 N	South Fla.		1 9																	

Non-Div. I Games:

Bethune-Cookman

RPI	S	Opponent	Score	
252	H	N.C. Central	7	5
287	A	Savannah St.	8	4
287	A	Savannah St.	7	8
287	A	Savannah St.	1	0
287	H	Savannah St.	10	5
287	H	Savannah St.	9	5
287	H	Savannah St.	16	0

Bethune-Cookman

B
e
t
h
u
n
e
-
C
o
o
k
m
a
n

B
e
t
h
u
n
e
-
C
o
o
k
m
a
n

Average RPI Win:	175	WON-LOST RECORD	WINNING PCT. RANK	LAST 10 GAMES	STRENGTH OF SCHEDULE	OPP. STRENGTH OF SCHEDULE	TEAM RPI	ADJ RPI	CONF. RPI	ADJ CONF. RPI	
Average RPI Loss:	141										
DIV. I ONLY	30-13-0	.69767	15	6-4-0	179	157	62	.54281	62	15	15
DIV. I NON-CONF.	15-7-0	.68182	38	1-0-0	157	156	48	.5522	48	15	15
<hr/>											
TOTALS	RPI 1-25	RPI 26-50		W-L RECORDS		RPI 51-100		RPI 101-150		RPI 150+	
30-13-0	0-0-0	0-0-0		OVERALL		0-3-0		8-4-0		22-6-0	
16-3-0	0-0-0	0-0-0		HOME		0-0-0		3-2-0		13-1-0	
11-7-0	0-0-0	0-0-0		AWAY		0-3-0		5-2-0		6-2-0	
3-3-0	0-0-0	0-0-0		NEUTRAL		0-0-0		0-0-0		3-3-0	
15-7-0	0-0-0	0-0-0		NON-CONFERENCE		0-3-0		8-4-0		7-0-0	
5-2-0	0-0-0	0-0-0		HOME		0-0-0		3-2-0		2-0-0	
8-5-0	0-0-0	0-0-		AWAY		0-3-0		5-2-0		3-0-0	
2-0-0	0-0-0	0-0-0		NEUTRAL		0-0-0		0-0-0		2-0-0	
15-6-0	0-0-0	0-0-0		CONFERENCE		0-0-0		0-0-0		15-6-0	
11-1-0	0-0-0	0-0-0		HOME		0-0-0		0-0-0		11-1-0	
3-2-0	0-0-0	0-0-0		AWAY		0-0-0		0-0-0		3-2-0	
1-3-0	0-0-0	0-0-0		NEUTRAL		0-0-0		0-0-0		1-3-0	
RPI S	Opponent	Score	RPI S	Opponent	Score	RPI S	Opponent	Score	RPI S	Opponent	Score
						74 A	New Mexico	4 8	112 H	Marist	3 1
						74 A	New Mexico	4 11	122 A	Virginia Tech	9 8
						74 A	New Mexico	4 10	122 A	Virginia Tech	2 1
									122 A	Virginia Tech	6 5
									122 A	Virginia Tech	12 5
									126 A	Cornell	4 6
									126 H	Cornell	2 10
									145 A	Central Conn. St.	1 2
									145 A	Central Conn. St.	3 0
									145 H	Central Conn. St.	6 1
									145 H	Central Conn. St.	2 3
									145 H	Central Conn. St.	3 2
									153 H	St. Bonaventure	10 6
									159 H	UMBC	9 1
									159 H	UMBC	3 12
									159 H	UMBC	11 2
									171 A	Albany (NY)	3 0
									171 A	Albany (NY)	7 2
									171 A	Albany (NY)	4 3
									171 N	Albany (NY)	3 7
									179 A	Stony Brook	9 17
									179 A	Stony Brook	1 4
									182 H	UMass Lowell	5 2
									182 H	UMass Lowell	6 5
									182 H	UMass Lowell	6 2
									182 N	UMass Lowell	1 0
									182 N	UMass Lowell	2 5
LAST 10 GAMES											
						193 N	Maine	3 8	179 A	Stony Brook	1 4
						171 N	Albany (NY)	3 7	179 A	Stony Brook	9 17
						184 H	Hartford	10 1	227 H	Siena	22 1
						184 H	Hartford	1 0	182 H	UMass Lowell	5 2
						184 H	Hartford	4 1	182 H	UMass Lowell	6 5

Non-Div. I Games:

Binghamton

Binghamton

RPI	S	Opponent	Score	
216	H	Lipscomb	5	3
216	H	Lipscomb	6	5
216	N	Lipscomb	8	2
226	A	Jackson St.	7	1
262	H	USC Upstate	4	0
262	H	USC Upstate	8	1
262	H	USC Upstate	8	1
287	A	Savannah St.	11	7
287	H	Savannah St.	9	7
289	A	NJIT	13	11
289	A	NJIT	5	3
289	A	NJIT	4	3

Jacksonville

J
a
c
k
s
o
n
v
i
l
l
e

J
a
c
k
s
o
n
v
i
l
l
e

[illegible]

Non-Div. I Games:

California

U
C
L
A

Page 95

Average RPI Win: 122		WON-LOST RECORD	WINNING PCT. RANK	LAST 10 GAMES	STRENGTH OF SCHEDULE	OPP. STRENGTH OF SCHEDULE	TEAM RPI	ADJ RPI	CONF. RPI	ADJ CONF. RPI	
Average RPI Loss: 53											
DIV. I ONLY		30-28-0	.51724 136	4-6-0	21	47	66	.54124 66	1	1	
DIV. I NON-CONF.		18-13-0	.58065 93	1-0-0	92	184	105	.51895 105	1	1	
TOTALS		RPI 1-25	RPI 26-50		W-L RECORDS		RPI 51-100		RPI 101-150		RPI 150+
30-28-0		8-16-0	4-2-0		OVERALL		3-4-0		6-4-0		9-2-0
20-12-0		4-3-0	2-1-0		HOME		2-3-0		4-3-0		8-2-0
9-12-0		3-10-0	2-1-0		AWAY		1-0-0		2-1-0		1-0-0
1-4-0		1-3-0	0-0-0		NEUTRAL		0-1-0		0-0-0		0-0-0
18-13-0		2-4-0	0-0-0		NON-CONFERENCE		1-3-0		6-4-0		9-2-0
13-7-0		1-0-0	0-0-0		HOME		0-2-0		4-3-0		8-2-0
5-4-0		1-3-0	0-0-		AWAY		1-0-0		2-1-0		1-0-0
0-2-0		0-1-0	0-0-0		NEUTRAL		0-1-0		0-0-0		0-0-0
12-15-0		6-12-0	4-2-0		CONFERENCE		2-1-0		0-0-0		0-0-0
7-5-0		3-3-0	2-1-0		HOME		2-1-0		0-0-0		0-0-0
4-8-0		2-7-0	2-1-0		AWAY		0-0-0		0-0-0		0-0-0
1-2-0		1-2-0	0-0-0		NEUTRAL		0-0-0		0-0-0		0-0-0
RPI S	Opponent	Score	RPI S	Opponent	Score	RPI S	Opponent	Score	RPI S	Opponent	Score
4 A	TCU	1 3	29 A	Oklahoma	5 2	72 H	Minnesota	2 5	102 H	Samford	6 8
4 A	TCU	1 5	29 A	Oklahoma	15 10	75 A	Oral Roberts	7 2	102 H	Samford	6 4
4 A	TCU	4 3	29 A	Oklahoma	6 7	75 H	Oral Roberts	1 12	102 H	Samford	1 6
4 N	TCU	0 6	48 H	Oklahoma St.	6 5	79 N	Liberty	1 6	118 H	Houston Baptist	2 1
4 N	TCU	7 3	48 H	Oklahoma St.	6 11	98 H	Kansas St.	3 10	118 H	Houston Baptist	4 2
7 A	Texas Tech	4 16	48 H	Oklahoma St.	4 2	98 H	Kansas St.	5 4	118 H	Houston Baptist	2 4
7 A	Texas Tech	6 10				98 H	Kansas St.	6 4	133 A	Grand Canyon	9 4
7 A	Texas Tech	4 9							133 A	Grand Canyon	7 3
13 A	Stanford	2 4							146 A	Wichita St.	0 8
13 A	Stanford	0 5							146 H	Wichita St.	8 6
13 A	Stanford	0 6							168 H	Creighton	3 7
16 N	Virginia	6 9							239 A	The Citadel	7 5
17 H	Texas	2 1							241 H	Northwestern St.	11 7
17 H	Texas	3 5							241 H	Northwestern St.	8 2
17 H	Texas	5 4							241 H	Northwestern St.	6 7
17 N	Texas	4 5							267 H	Texas Southern	8 4
20 A	West Virginia	7 2							267 H	Texas Southern	10 0
20 A	West Virginia	0 8							267 H	Texas Southern	20 4
20 A	West Virginia	1 10							267 H	Texas Southern	11 2
22 A	Missouri St.	4 2							280 H	Omaha	11 1
22 H	Missouri St.	8 5							280 H	Omaha	6 5
24 H	Baylor	6 1	LAST 10 GAMES								
24 H	Baylor	4 5	4 N	TCU	0 6	7 A	Texas Tech	6 10			
24 H	Baylor	1 3	17 N	Texas	4 5	98 H	Kansas St.	3 10			
			4 N	TCU	7 3	98 H	Kansas St.	6 4			
			7 A	Texas Tech	4 9	98 H	Kansas St.	5 4			
			7 A	Texas Tech	4 16	267 H	Texas Southern	10 0			

Non-Div. I Games:

Kansas

Average RPI Win:	151	WON-LOST	WINNING	LAST 10	STRENGTH OF	OPP. STRENGTH	TEAM	ADJ	CONF.	ADJ CONF.	
Average RPI Loss:	96	RECORD	PCT. RANK	GAMES	SCHEDULE	OF SCHEDULE	RPI	RPI	RPI	RPI	
DIV. I ONLY	38-18-0	.67857	23	6-4-0	166	83	67	.54111	67	11	11
DIV. I NON-CONF.	17-9-0	.65385	56	1-0-0	201	23	88	.52594	88	11	11
<hr/>											
TOTALS	RPI 1-25	RPI 26-50		W-L RECORDS		RPI 51-100		RPI 101-150		RPI 150+	
38-18-0	0-0-0	1-4-0		OVERALL		8-6-0		13-6-0		16-2-0	
17-10-0	0-0-0	0-1-0		HOME		4-4-0		6-3-0		7-2-0	
20-6-0	0-0-0	1-2-0		AWAY		3-1-0		7-3-0		9-0-0	
1-2-0	0-0-0	0-1-0		NEUTRAL		1-1-0		0-0-0		0-0-0	
17-9-0	0-0-0	0-1-0		NON-CONFERENCE		1-2-0		11-5-0		5-1-0	
8-7-0	0-0-0	0-1-0		HOME		0-2-0		6-3-0		2-1-0	
9-2-0	0-0-0	0-0-		AWAY		1-0-0		5-2-0		3-0-0	
0-0-0	0-0-0	0-0-0		NEUTRAL		0-0-0		0-0-0		0-0-0	
21-9-0	0-0-0	1-3-0		CONFERENCE		7-4-0		2-1-0		11-1-0	
9-3-0	0-0-0	0-0-0		HOME		4-2-0		0-0-0		5-1-0	
11-4-0	0-0-0	1-2-0		AWAY		2-1-0		2-1-0		6-0-0	
1-2-0	0-0-0	0-1-0		NEUTRAL		1-1-0		0-0-0		0-0-0	
RPI	S	Opponent	Score	RPI	S	Opponent	Score	RPI	S	Opponent	Score
				40	H	Michigan	2 14	53	H	San Diego	6 3
				50	A	Gonzaga	3 6	53	H	San Diego	10 3
				50	A	Gonzaga	4 0	53	H	San Diego	10 11
				50	A	Gonzaga	5 6	56	H	BYU	9 5
				50	N	Gonzaga	1 3	56	H	BYU	2 0
								56	H	BYU	3 5
								56	N	BYU	4 5
								56	N	BYU	3 2
								59	H	Tennessee	4 8
								70	A	Saint Mary's (CA)	7 0
								70	A	Saint Mary's (CA)	12 3
								70	A	Saint Mary's (CA)	0 1
								83	H	Washington	7 8
								89	A	Oregon	4 0

Non-Div. I Games:

Loyola Marymount

RPI	S	Opponent	Score	
195	A	Pepperdine	7	3
244	H	Pacific	8	7
244	H	Pacific	5	4
244	H	Pacific	15	6
261	H	Santa Clara	6	3
261	H	Santa Clara	3	10
261	H	Santa Clara	5	1
275	A	Portland	16	5
275	A	Portland	6	4
275	A	Portland	7	3

Loyola Marymount

L
o
y
o
l
a
M
a
r
y
m
o
u
n
t

L
o
y
o
l
a
M
a
r
y
m
o
u
n
t

Average RPI Win: 169		WON-LOST	WINNING	LAST 10	STRENGTH OF		OPP. STRENGTH	TEAM	ADJ		CONF.	ADJ CONF.
Average RPI Loss: 129		RECORD	PCT. RANK	GAMES	SCHEDULE		OF SCHEDULE	RPI	RPI		RPI	RPI
DIV. I ONLY		31-22-0	.58491	79	4-6-0		115	169	68		22	22
DIV. I NON-CONF.		13-14-0	.48148	159	1-2-0		77	104	84		23	23
TOTALS		RPI 1-25	RPI 26-50		W-L RECORDS		RPI 51-100		RPI 101-150		RPI 150+	
31-22-0		1-3-0	2-2-0		OVERALL		3-0-0		4-7-0		21-10-0	
14-3-0		0-0-0	1-0-0		HOME		0-0-0		2-0-0		11-3-0	
14-14-0		1-2-0	1-2-0		AWAY		3-0-0		2-4-0		7-6-0	
3-5-0		0-1-0	0-0-0		NEUTRAL		0-0-0		0-3-0		3-1-0	
13-14-0		1-3-0	2-2-0		NON-CONFERENCE		0-0-0		2-6-0		8-3-0	
5-1-0		0-0-0	1-0-0		HOME		0-0-0		0-0-0		4-1-0	
6-10-0		1-2-0	1-0-		AWAY		0-0-0		2-4-0		2-2-0	
2-3-0		0-1-0	0-0-0		NEUTRAL		0-0-0		0-2-0		2-0-0	
18-8-0		0-0-0	0-0-0		CONFERENCE		3-0-0		2-1-0		13-7-0	
9-2-0		0-0-0	0-0-0		HOME		0-0-0		2-0-0		7-2-0	
8-4-0		0-0-0	0-0-0		AWAY		3-0-0		0-0-0		5-4-0	
1-2-0		0-0-0	0-0-0		NEUTRAL		0-0-0		0-1-0		1-1-0	
RPI S	Opponent	Score	RPI S	Opponent	Score	RPI S	Opponent	Score	RPI S	Opponent	Score	
12 A	Arkansas	2 5	27 A	North Carolina St.	5 2	94 A	Davidson	5 2	118 A	Houston Baptist	6 5	
12 A	Arkansas	3 0	42 A	UConn	3 4	94 A	Davidson	9 1	118 A	Houston Baptist	5 4	
12 A	Arkansas	2 3	42 H	UConn	7 2	94 A	Davidson	7 6	118 A	Houston Baptist	2 10	
22 N	Missouri St.	1 12	45 A	McNeese	4 5				118 A	Houston Baptist	2 3	
									120 A	William & Mary	2 11	
									120 A	William & Mary	3 7	
									120 N	William & Mary	1 2	
									121 N	Notre Dame	4 8	
									141 H	Saint Louis	6 0	
									141 H	Saint Louis	6 4	
									141 N	Saint Louis	2 4	
									153 A	St. Bonaventure	5 7	
									153 A	St. Bonaventure	2 5	
									153 A	St. Bonaventure	8 4	
									162 A	Bryant	2 3	
									162 A	Bryant	6 15	
									162 H	Bryant	6 5	
									164 A	Northeastern	7 3	
									179 N	Stony Brook	6 3	
									184 A	Hartford	14 13	
									190 A	George Washington	5 3	
									190 A	George Washington	7 2	
									190 A	George Washington	5 15	
									190 N	George Washington	8 4	
									192 H	George Mason	4 3	
									192 H	George Mason	4 5	
									192 H	George Mason	9 10	
									192 H	George Mason	4 3	
									192 H	George Mason	9 10	
									254 H	Massachusetts	3 1	
LAST 10 GAMES												

Non-Div. I Games:

Rhode Island

RPI	S	Opponent	Score
192	N	George Mason	5 9
194	H	Fordham	7 2
194	H	Fordham	5 3
194	H	Fordham	7 3
199	H	Holy Cross	3 7
207	N	Monmouth	5 4
219	H	Brown	5 2
232	H	Sacred Heart	6 4
247	H	Quinnipiac	15 5
254	H	Massachusetts	3 1
254	H	Massachusetts	5 0
254	H	Massachusetts	6 0
257	A	Richmond	5 1
257	A	Richmond	6 7
257	A	Richmond	16 5

Rhode Island

Utah

Utah				Through Games Of June 27, 2017 (FINAL)									
Average RPI Win:	107	WON-LOST RECORD	WINNING PCT. RANK	LAST 10 GAMES	STRENGTH OF SCHEDULE	OPP. STRENGTH OF SCHEDULE	TEAM RPI	ADJ RPI	CONF. RPI	ADJ CONF. RPI			
Average RPI Loss:	89												
DIV. I ONLY		27-24-0	.52941 117	7-3-0	63	44	69	.53566 69	5	5			
DIV. I NON-CONF.		12-9-0	.57143 98	1-0-0	129	118	94	.523 94	4	4			

TOTALS	RPI 1-25	RPI 26-50		W-L RECORDS	RPI 51-100		RPI 101-150		RPI 150+				
27-24-0	1-5-0	3-0-0		OVERALL	8-11-0		10-5-0		5-3-0				
14-9-0	0-0-0	0-0-0		HOME	4-3-0		10-5-0		0-1-0				
10-14-0	1-5-0	3-0-0		AWAY	3-7-0		0-0-0		3-2-0				
3-1-0	0-0-0	0-0-0		NEUTRAL	1-1-0		0-0-0		2-0-0				
12-9-0	0-0-0	0-0-0		NON-CONFERENCE	4-3-0		3-3-0		5-3-0				
3-5-0	0-0-0	0-0-0		HOME	0-1-0		3-3-0		0-1-0				
6-3-0	0-0-0	0-0-		AWAY	3-1-0		0-0-0		3-2-0				
3-1-0	0-0-0	0-0-0		NEUTRAL	1-1-0		0-0-0		2-0-0				
15-15-0	1-5-0	3-0-0		CONFERENCE	4-8-0		7-2-0		0-0-0				
11-4-0	0-0-0	0-0-0		HOME	4-2-0		7-2-0		0-0-0				
4-11-0	1-5-0	3-0-0		AWAY	0-6-0		0-0-0		0-0-0				
0-0-0	0-0-0	0-0-0		NEUTRAL	0-0-0		0-0-0		0-0-0				
RPI S Opponent	Score	RPI S Opponent	Score	RPI S Opponent	Score	RPI S Opponent	Score	RPI S Opponent	Score				
1 A Oregon St.	4 5	28 A Arizona	12 5	54 N Nebraska	7 5	106 H Arizona St.	7 4						
1 A Oregon St.	4 5	28 A Arizona	4 2	54 N Nebraska	3 4	106 H Arizona St.	2 0						
1 A Oregon St.	1 5	28 A Arizona	7 3	56 A BYU	7 6	106 H Arizona St.	11 10						
13 A Stanford	4 6			56 H BYU	6 11	123 H Washington St.	2 1						
13 A Stanford	4 0			64 H California	7 8	123 H Washington St.	4 5						
13 A Stanford	1 5			64 H California	16 8	123 H Washington St.	1 10						
				64 H California	9 3	125 H New Mexico St.	5 1						
				65 A UCLA	3 5	125 H New Mexico St.	0 3						
				65 A UCLA	3 8	125 H New Mexico St.	5 1						
				65 A UCLA	3 7	144 H Southern California	6 5						
				83 A Washington	3 4	144 H Southern California	9 7						
				83 A Washington	1 3	144 H Southern California	4 2						
				83 A Washington	1 4	150 H UC Riverside	7 3						
				89 H Oregon	13 1	150 H UC Riverside	5 7						
				89 H Oregon	1 11	150 H UC Riverside	2 6						
				89 H Oregon	11 5	154 N Ohio St.	6 4						
				97 A UTSA	17 3	154 N Ohio St.	12 0						
				97 A UTSA	7 1	167 A CSU Bakersfield	15 3						
				97 A UTSA	3 8	167 A CSU Bakersfield	5 6						
						167 A CSU Bakersfield	7 5						
						206 A Nevada	4 9						
						264 A Utah Valley	23 5						
						264 H Utah Valley	7 9						
		LAST 10 GAMES											
		106 H Arizona St.	11 10	65 A UCLA	3 7								
		106 H Arizona St.	7 4	144 H Southern California	6 5								
		106 H Arizona St.	2 0	144 H Southern California	9 7								
		65 A UCLA	3 8	144 H Southern California	4 2								
		65 A UCLA	3 5	56 A BYU	7 6								

Utah

Non-Div. I Games:

Utah

Average RPI Win:	166	WON-LOST	WINNING	LAST 10	STRENGTH OF	OPP. STRENGTH	TEAM	ADJ	CONF.	ADJ CONF.		
Average RPI Loss:	88 <th>RECORD</th> <th>PCT. RANK</th> <th>GAMES</th> <th>SCHEDULE</th> <th>OF SCHEDULE</th> <th>RPI</th> <th>RPI</th> <th>RPI</th> <th>RPI</th>	RECORD	PCT. RANK	GAMES	SCHEDULE	OF SCHEDULE	RPI	RPI	RPI	RPI		
DIV. I ONLY		37-20-0	.64912	38	7-3-0	169	90	70	.53546	70	11	11
DIV. I NON-CONF.		19-9-0	.67857	40	2-0-0	182	40	62	.54414	62	11	11
<hr/>												
TOTALS	RPI 1-25	RPI 26-50		W-L RECORDS		RPI 51-100		RPI 101-150		RPI 150+		
37-20-0	2-3-0	2-2-0		OVERALL		6-9-0		6-2-0		21-4-0		
21-7-0	0-1-0	0-0-0		HOME		6-5-0		3-1-0		12-0-0		
14-11-0	2-2-0	2-1-0		AWAY		0-3-0		3-1-0		7-4-0		
2-2-0	0-0-0	0-1-0		NEUTRAL		0-1-0		0-0-0		2-0-0		
19-9-0	2-3-0	0-0-0		NON-CONFERENCE		3-2-0		4-1-0		10-3-0		
9-4-0	0-1-0	0-0-0		HOME		3-2-0		3-1-0		3-0-0		
8-5-0	2-2-0	0-0-		AWAY		0-0-0		1-0-0		5-3-0		
2-0-0	0-0-0	0-0-0		NEUTRAL		0-0-0		0-0-0		2-0-0		
18-11-0	0-0-0	2-2-0		CONFERENCE		3-7-0		2-1-0		11-1-0		
12-3-0	0-0-0	0-0-0		HOME		3-3-0		0-0-0		9-0-0		
6-6-0	0-0-0	2-1-0		AWAY		0-3-0		2-1-0		2-1-0		
0-2-0	0-0-0	0-1-0		NEUTRAL		0-1-0		0-0-0		0-0-0		
RPI S	Opponent	Score		RPI S	Opponent	Score		RPI S	Opponent	Score		
1 H	Oregon St.	3	4	50 A	Gonzaga	7	3	53 H	San Diego	6	4	
18 A	Vanderbilt	5	1	50 A	Gonzaga	9	8	53 H	San Diego	8	1	
18 A	Vanderbilt	8	9	50 A	Gonzaga	11	12	53 H	San Diego	2	8	
18 A	Vanderbilt	1	9	50 N	Gonzaga	3	11	56 A	BYU	6	7	
25 A	Cal St. Fullerton	12	4					56 A	BYU	2	6	
								56 A	BYU	1	14	
								56 N	BYU	4	8	
								64 H	California	24	7	
								67 H	Loyola Marymount	3	12	
								67 H	Loyola Marymount	1	0	
								67 H	Loyola Marymount	0	7	
								83 H	Washington	5	11	
								83 H	Washington	1	11	
								83 H	Washington	6	5	
								83 H	Washington	6	5	
								</				

Non-Div. I Games:

Saint Mary's (CA)

RPI	S	Opponent	Score	
261	H	Santa Clara	14	3
261	H	Santa Clara	13	7
275	H	Portland	6	5
275	H	Portland	7	5
275	H	Portland	11	5
280	N	Omaha	9	3

Saint Mary's (CA)

S
a
i
n
t
M
a
r
y
'
s
(
C
A
)

S
a
i
n
t
M
a
r
y
'
s
(
C
A
)

RPI	S	Opponent	Score	
268	H	Illinois St.	5	7
268	H	Illinois St.	9	8
288	H	Fairleigh Dickinson	22	9
288	H	Fairleigh Dickinson	8	5
288	H	Fairleigh Dickinson	15	3

Xavier

X
a
v
i
e
r

X
a
v
i
e
r

Average RPI Win: 149		WON-LOST	WINNING	LAST 10	STRENGTH OF		OPP. STRENGTH	TEAM	ADJ		CONF.	ADJ CONF.
Average RPI Loss: 105		RECORD	PCT. RANK	GAMES	SCHEDULE		OF SCHEDULE	RPI	RPI		RPI	RPI
DIV. I ONLY		36-21-0	.63158	49	6-4-0		109	110	72		.53519	72
DIV. I NON-CONF.		17-11-0	.60714	78	0-0-0		104	240	103		.51956	103
TOTALS		RPI 1-25	RPI 26-50		W-L RECORDS		RPI 51-100		RPI 101-150		RPI 150+	
36-21-0		2-4-0	3-2-0		OVERALL		8-4-0		4-6-0		19-5-0	
17-14-0		2-4-0	0-0-0		HOME		3-2-0		4-6-0		8-2-0	
16-5-0		0-0-0	1-2-0		AWAY		4-1-0		0-0-0		11-2-0	
3-2-0		0-0-0	2-0-0		NEUTRAL		1-1-0		0-0-0		0-1-0	
17-11-0		2-4-0	0-0-0		NON-CONFERENCE		2-1-0		0-2-0		13-4-0	
11-8-0		2-4-0	0-0-0		HOME		1-0-0		0-2-0		8-2-0	
6-3-0		0-0-0	0-0-		AWAY		1-1-0		0-0-0		5-2-0	
0-0-0		0-0-0	0-0-0		NEUTRAL		0-0-0		0-0-0		0-0-0	
19-10-0		0-0-0	3-2-0		CONFERENCE		6-3-0		4-4-0		6-1-0	
6-6-0		0-0-0	0-0-0		HOME		2-2-0		4-4-0		0-0-0	
10-2-0		0-0-0	1-2-0		AWAY		3-0-0		0-0-0		6-0-0	
3-2-0		0-0-0	2-0-0		NEUTRAL		1-1-0		0-0-0		0-1-0	
RPI S	Opponent	Score	RPI S	Opponent	Score	RPI S	Opponent	Score	RPI S	Opponent	Score	
14 H	Long Beach St.	12 6	34 A	Indiana	11 0	54 H	Nebraska	3 5	123 H	Purdue	9 2	
14 H	Long Beach St.	2 3	34 A	Indiana	12 13	54 H	Nebraska	4 9	123 H	Purdue	1 11	
14 H	Long Beach St.	1 9	34 A	Indiana	0 4	54 H	Nebraska	5 3	123 H	Purdue	2 5	
22 H	Missouri St.	2 7	34 N	Indiana	5 4	64 A	California	1 7	139 H	Rutgers	6 2	
22 H	Missouri St.	5 2	34 N	Indiana	9 8	66 A	Kansas	5 2	139 H	Rutgers	6 0	
22 H	Missouri St.	3 12				75 H	Oral Roberts	4 3	142 H	Illinois	1 14	
						78 A	Michigan St.	9 4	142 H	Illinois	5 9	
						78 A	Michigan St.	3 2	142 H	Illinois	5 4	
						78 A	Michigan St.	4 3	149 H	Hawaii	0 4	
						80 H	Iowa	6 3	149 H	Hawaii	2 11	
						80 N	Iowa	9 3	154 A	Ohio St.	5 2	
						80 N	Iowa	5 7	154 A	Ohio St.	15 5	
									154 A	Ohio St.	6 5	
									161 A	UC Irvine	9 8	
									161 A	UC Irvine	5 7	
									178 A	Sacramento St.	9 2	
									178 A	Sacramento St.	2 3	
									178 A	Sacramento St.	5 2	
									181 N	Northwestern	7 11	
									201 A	Penn St.	12 4	
									201 A	Penn St.	17 1	
									201 A	Penn St.	6 5	
									214 H	Georgia St.	5 7	
									214 H	Georgia St.	9 1	
									236 H	South Dakota St.	7 5	
									236 H	South Dakota St.	5 2	
									248 A	North Dakota St.	6 1	
			LAST 10 GAMES									
			80 N	Iowa	5 7	123 H	Purdue	9 2	214 H	Georgia St.	5 7	
			80 N	Iowa	9 3	123 H	Purdue	1 11	214 H	Georgia St.	9 1	
			34 N	Indiana	9 8	123 H	Purdue	2 5	236 H	South Dakota St.	7 5	
			181 N	Northwestern	7 11	139 H	Rutgers	6 2	236 H	South Dakota St.	5 2	
			34 N	Indiana	5 4	139 H	Rutgers	6 0	248 A	North Dakota St.	6 1	

Non-Div. I Games:

Minnesota

RPI	S	Opponent	Score	
248	H	North Dakota St.	1	3
248	H	North Dakota St.	7	1
253	H	Milwaukee	5	4
263	A	Northern Ill.	3	2
277	H	Seattle U	11	7
277	H	Seattle U	6	3
277	H	Seattle U	13	4

M
i
n
n
e
s
o
t
a

M
i
n
n
e
s
o
t
a

Minnesota

[illegible]

Non-Div. I Games:

San Diego St.

RPI	S	Opponent	Score	
206	A	Nevada	7	3
206	A	Nevada	7	2
206	H	Nevada	7	2
206	H	Nevada	1	3
206	H	Nevada	6	3
222	A	San Jose St.	8	4
222	A	San Jose St.	5	3
222	A	San Jose St.	6	5
222	H	San Jose St.	5	4
222	H	San Jose St.	7	3
222	H	San Jose St.	5	1
244	H	Pacific	11	5
244	H	Pacific	1	5
244	H	Pacific	11	0
259	A	UNLV	16	3
259	A	UNLV	20	6
259	A	UNLV	3	7
259	H	UNLV	10	5
259	H	UNLV	3	5
259	H	UNLV	13	5

San Diego St.

S
a
n
D
i
e
g
o
S
t
.

S
a
n
D
i
e
g
o
S
t
.

Average RPI Win:		156	WON-LOST RECORD		WINNING PCT. RANK		LAST 10 GAMES		STRENGTH OF SCHEDULE		OPP. STRENGTH OF SCHEDULE		TEAM RPI		ADJ RPI		CONF. RPI		ADJ CONF. RPI				
Average RPI Loss:		87																					
DIV. I ONLY			30-27-1		.52586 129		3-7-0		41		135		74		.53439 74		17		17				
DIV. I NON-CONF.			10-16-0		.38462 225		0-0-0		1		34		57		.54733 57		14		14				
TOTALS		RPI 1-25		RPI 26-50		W-L RECORDS		RPI 51-100		RPI 101-150		RPI 150+											
30-27-1		3-7-0		0-2-0		OVERALL		6-7-0		5-7-0		16-4-1											
18-8-0		3-2-0		0-0-0		HOME		3-0-0		3-3-0		9-3-0											
10-17-1		0-5-0		0-2-0		AWAY		3-6-0		1-3-0		6-1-1											
2-2-0		0-0-0		0-0-0		NEUTRAL		0-1-0		1-1-0		1-0-0											
10-16-0		3-7-0		0-2-0		NON-CONFERENCE		4-5-0		3-2-0		0-0-0											
7-4-0		3-2-0		0-0-0		HOME		3-0-0		1-2-0		0-0-0											
2-12-0		0-5-0		0-0-		AWAY		1-5-0		1-0-0		0-0-0											
1-0-0		0-0-0		0-0-0		NEUTRAL		0-0-0		1-0-0		0-0-0											
20-11-1		0-0-0		0-0-0		CONFERENCE		2-2-0		2-5-0		16-4-1											
11-4-0		0-0-0		0-0-0		HOME		0-0-0		2-1-0		9-3-0											
8-5-1		0-0-0		0-0-0		AWAY		2-1-0		0-3-0		6-1-1											
1-2-0		0-0-0		0-0-0		NEUTRAL		0-1-0		0-1-0		1-0-0											
RPI	S	Opponent		Score		RPI	S	Opponent		Score		RPI	S	Opponent		Score		RPI	S	Opponent		Score	
7	A	Texas Tech		2	7	48	A	Oklahoma St.		0	13	52	A	DBU		6	7	107	A	Fresno St.		3	9
7	A	Texas Tech		4	12	48	A	Oklahoma St.		0	3	52	A	DBU		6	5	107	A	Fresno St.		9	15
7	H	Texas Tech		15	27							52	A	DBU		2	5	107	A	Fresno St.		2	16
7	H	Texas Tech		16	5							53	A	San Diego		2	7	107	H	Fresno St.		1	2
22	H	Missouri St.		17	8							62	H	Binghamton		8	4	107	H	Fresno St.		6	2
22	H	Missouri St.		9	5							62	H	Binghamton		10	4	107	H	Fresno St.		24	4
22	H	Missouri St.		0	8							62	H	Binghamton		11	4	107	N	Fresno St.		5	11
25	A	Cal St. Fullerton		4	5							73	A	San Diego St.		12	10	125	A	New Mexico St.		5	3
25	A	Cal St. Fullerton		0	1							73	A	San Diego St.		0	4	125	H	New Mexico St.		5	12
25	A	Cal St. Fullerton		1	2							73	A	San Diego St.		11	6	125	N	New Mexico St.		8	2
												73	N	San Diego St.		8	9	133	H	Grand Canyon		22	3
												98	A	Kansas St.		10	12	133	H	Grand Canyon		1	6
												98	A	Kansas St.		2	3	202	A	Air Force		16	7
																		202	A	Air Force		19	5
																		202	A	Air Force		24	16
																		202	H	Air Force		11	6
																		202	H	Air Force		17	10
																		202	H	Air Force		14	18
																		206	H	Nevada		9	17
																		206	H	Nevada		13	6
																		206	H	Nevada		2	5
																		206	N	Nevada		7	2
																		222	A	San Jose St.		5	5
																		222	A	San Jose St.		1	2
																		222	H	San Jose St.		16	8
																		222	H	San Jose St.		8	3
																		222	H	San Jose St.		11	1
				LAST 10 GAMES																			
						107	N	Fresno St.		5	11	206	H	Nevada		2	5	222	A	San Jose St.		5	5
						73	N	San Diego St.		8	9	107	A	Fresno St.		9	15	222	A	San Jose St.		1	2
						206	N	Nevada		7	2	107	A	Fresno St.		2	16	222	H	San Jose St.		16	8
						206	H	Nevada		13	6	107	A	Fresno St.		3	9	222	H	San Jose St.		8	3
						206	H	Nevada		9	17	202	H	Air Force		11	6	222	H	San Jose St.		11	1

Non-Div. I Games:

New Mexico

New Mexico

RPI	S	Opponent	Score	
269	H	Western Ill.	1	0
269	H	Western Ill.	2	5
269	N	Western Ill.	5	2
280	A	Omaha	12	0
280	A	Omaha	12	1
280	A	Omaha	7	3
280	H	Omaha	8	0
280	H	Omaha	6	0
280	H	Omaha	6	5
298	A	Fort Wayne	14	2
298	A	Fort Wayne	15	1
298	A	Fort Wayne	3	1
298	H	Fort Wayne	10	0
298	H	Fort Wayne	15	1
298	H	Fort Wayne	11	2

Oral Roberts

O
r
a
l
R
o
b
e
r
t
s

O
r
a
l
R
o
b
e
r
t
s

Average RPI Win: 112		WON-LOST	WINNING	LAST 10	STRENGTH OF	OPP. STRENGTH	TEAM	ADJ	CONF.	ADJ CONF.				
Average RPI Loss: 62		RECORD	PCT. RANK	GAMES	SCHEDULE	OF SCHEDULE	RPI	RPI	RPI	RPI				
DIV. I ONLY		27-28-0	.49091	159	3-7-0	30	37	76	.53344	76	3	3		
DIV. I NON-CONF.		16-7-0	.69565	32	1-1-0	104	141	54	.54873	54	3	3		
<hr/>														
TOTALS		RPI 1-25	RPI 26-50		W-L RECORDS		RPI 51-100		RPI 101-150		RPI 150+			
27-28-0		4-12-0	3-4-0		OVERALL		7-6-0		6-4-0		7-2-0			
17-13-0		3-9-0	1-1-0		HOME		3-1-0		4-0-0		6-2-0			
10-12-0		1-2-0	2-2-0		AWAY		4-4-0		2-4-0		1-0-0			
0-3-0		0-1-0	0-1-0		NEUTRAL		0-1-0		0-0-0		0-0-0			
16-7-0		0-0-0	2-1-0		NON-CONFERENCE		6-4-0		1-0-0		7-2-0			
11-4-0		0-0-0	1-1-0		HOME		3-1-0		1-0-0		6-2-0			
5-2-0		0-0-0	1-0-		AWAY		3-2-0		0-0-0		1-0-0			
0-1-0		0-0-0	0-0-0		NEUTRAL		0-1-0		0-0-0		0-0-0			
11-21-0		4-12-0	1-3-0		CONFERENCE		1-2-0		5-4-0		0-0-0			
6-9-0		3-9-0	0-0-0		HOME		0-0-0		3-0-0		0-0-0			
5-10-0		1-2-0	1-2-0		AWAY		1-2-0		2-4-0		0-0-0			
0-2-0		0-1-0	0-1-0		NEUTRAL		0-0-0		0-0-0		0-0-0			
RPI	S	Opponent	Score		RPI	S	Opponent	Score		RPI	S	Opponent	Score	
5	H	North Carolina	4	2	29	H	Oklahoma	2	0	56	H	BYU	5	3
5	H	North Carolina	5	6	39	A	Auburn	11	8	77	A	Mercer	11	3
5	H	North Carolina	4	7	39	H	Auburn	4	7	77	H	Mercer	8	5
6	H	Louisville	4	5	43	A	Miami (FL)	7	5	85	A	Georgia	1	5
6	H	Louisville	0	3	43	A	Miami (FL)	7	17	85	H	Georgia	5	7
6	H	Louisville	1	10	43	A	Miami (FL)	8	10	85	N	Georgia	7	8
10	A	Wake Forest	4	8	43	N	Miami (FL)	5	6	87	A	Ga. Southern	10	3
10	A	Wake Forest	7	6						87	H	Ga. Southern	12	3
10	A	Wake Forest	8	17						91	A	Duke	5	12
10	N	Wake Forest	4	5						91	A	Duke	5	3
15	H	Clemson	6	13						91	A	Duke	5	7
15	H	Clemson	6	11						99	A	Ill.-Chicago	0	1
15	H	Clemson	5	1						99	A	Ill.-Chicago	3	0
16	H	Virginia	3	16										
16	H	Virginia	9	10										
16	H	Virginia	14	7										
					LAST 10 GAMES									
					10	N	Wake Forest	4	5	87	H	Ga. Southern	12	3
					43	N	Miami (FL)	5	6	91	A	Duke	5	3
					16	H	Virginia	9	10	91	A	Duke	5	12
					16	H	Virginia	3	16	91	A	Duke	5	7
					16	H	Virginia	14	7	85	N	Georgia	7	8

Non-Div. I Games:

Georgia Tech

M
e
r
c
e
r

Mercer		Through Games Of June 27, 2017 (FINAL)										
Average RPI Win:	174	WON-LOST RECORD	WINNING PCT. RANK	LAST 10 GAMES	STRENGTH OF SCHEDULE	OPP. STRENGTH OF SCHEDULE	TEAM RPI	ADJ RPI	CONF. RPI	ADJ CONF. RPI		
Average RPI Loss:	124											
DIV. I ONLY		39-17-0	.69643	16	3-7-0	215	114	77	.53291	77	13	13
DIV. I NON-CONF.		21-9-0	.7	28	0-1-0	266	91	98	.52055	98	17	17
TOTALS		RPI 1-25		RPI 26-50		W-L RECORDS		RPI 51-100		RPI 101-150		RPI 150+
39-17-0		0-0-0		0-0-0		OVERALL		5-4-0		9-8-0		25-5-0
18-9-0		0-0-0		0-0-0		HOME		1-2-0		6-4-0		11-3-0
20-6-0		0-0-0		0-0-0		AWAY		4-2-0		3-1-0		13-2-0
1-2-0		0-0-0		0-0-0		NEUTRAL		0-0-0		0-2-0		1-0-0
21-9-0		0-0-0		0-0-0		NON-CONFERENCE		5-4-0		2-2-0		14-3-0
12-4-0		0-0-0		0-0-0		HOME		1-2-0		2-0-0		9-2-0
9-5-0		0-0-0		0-0-		AWAY		4-2-0		0-2-0		5-1-0
0-0-0		0-0-0		0-0-0		NEUTRAL		0-0-0		0-0-0		0-0-0
18-8-0		0-0-0		0-0-0		CONFERENCE		0-0-0		7-6-0		11-2-0
6-5-0		0-0-0		0-0-0		HOME		0-0-0		4-4-0		2-1-0
11-1-0		0-0-0		0-0-0		AWAY		0-0-0		3-0-0		8-1-0
1-2-0		0-0-0		0-0-0		NEUTRAL		0-0-0		0-2-0		1-0-0
RPI	S	Opponent	Score	RPI	S	Opponent	Score	RPI	S	Opponent	Score	
						76 A Georgia Tech	5 8			102 H Samford	9 6	
						76 H Georgia Tech	3 11			102 H Samford	7 1	
						81 A East Carolina	10 7			102 H Samford	4 2	
						81 A East Carolina	7 5			102 N Samford	4 5	
						81 A East Carolina	8 2			105 H Western Caro.	2 8	
						85 A Georgia	4 3			105 H Western Caro.	2 3	
						85 H Georgia	6 5			109 H UNCG	6 5	
						87 A Ga. Southern	3 4			109 H UNCG	3 12	
						87 H Ga. Southern	7 15			109 H UNCG	4 8	
										115 A Furman	7 6	
										115 A Furman	5 3	
										115 A Furman	5 4	
										115 N Furman	1 6	
										132 A Florida A&M	6 9	
										132 A Florida A&M	7 10	
										132 H Florida A&M	11 5	
										132 H Florida A&M	9 2	
										156 A Kennesaw St.	10 4	
										156 H Kennesaw St.	1 6	
										165 A Wofford	11 7	
										165 A Wofford	4 5	
										165 A Wofford	7 6	
										170 A Austin Peay	10 6	
										170 A Austin Peay	4 14	
										170 A Austin Peay	9 1	
										171 H ETSU	2 9	
										171 H ETSU	10 6	
				LAST 10 GAMES								
						102 N Samford	4 5			156 H Kennesaw St.	1 6	
						115 N Furman	1 6			165 A Wofford	7 6	
						214 N VMI	11 6			165 A Wofford	11 7	
						105 H Western Caro.	2 3			165 A Wofford	4 5	
						105 H Western Caro.	2 8			109 H UNCG	3 12	

M
e
r
c
e
r

Non-Div. I Games:

Mercer

RPI	S	Opponent	Score	
171	H	ETSU	5	2
184	H	Hartford	4	3
184	H	Hartford	20	14
184	H	Hartford	15	6
208	H	Bradley	6	8
208	H	Bradley	11	10
208	H	Bradley	6	5
214	A	VMI	17	5
214	A	VMI	9	6
214	A	Georgia St.	11	4
214	A	VMI	10	6
214	N	VMI	11	6
239	A	The Citadel	6	5
239	A	The Citadel	2	1
239	A	The Citadel	5	3
287	A	Savannah St.	6	0
287	H	Savannah St.	12	2
290	H	UMES	13	2
290	H	UMES	15	0
290	H	UMES	8	4

Mercer

M
e
r
c
e
r

M
e
r
c
e
r

Average RPI Win:		165	WON-LOST RECORD		WINNING PCT. RANK		LAST 10 GAMES		STRENGTH OF SCHEDULE		OPP. STRENGTH OF SCHEDULE		TEAM RPI		ADJ RPI		CONF. RPI		ADJ CONF. RPI				
DIV. I ONLY			29-23-0		.55769 97		5-5-0		104		105		78		.53289 78		7 7						
DIV. I NON-CONF.			19-8-0		.7037 27		3-0-0		211		130		56		.54756 56		7 7						
TOTALS		RPI 1-25		RPI 26-50		W-L RECORDS		RPI 51-100		RPI 101-150		RPI 150+											
29-23-0		0-1-0		1-8-0		OVERALL		2-7-0		10-3-0		16-4-0											
10-8-0		0-0-0		1-1-0		HOME		1-5-0		3-0-0		5-2-0											
15-13-0		0-0-0		0-7-0		AWAY		1-2-0		6-2-0		8-2-0											
4-2-0		0-1-0		0-0-0		NEUTRAL		0-0-0		1-1-0		3-0-0											
19-8-0		0-1-0		0-2-0		NON-CONFERENCE		0-0-0		7-3-0		12-2-0											
6-1-0		0-0-0		0-0-0		HOME		0-0-0		3-0-0		3-1-0											
9-5-0		0-0-0		0-0-		AWAY		0-0-0		3-2-0		6-1-0											
4-2-0		0-1-0		0-0-0		NEUTRAL		0-0-0		1-1-0		3-0-0											
10-15-0		0-0-0		1-6-0		CONFERENCE		2-7-0		3-0-0		4-2-0											
4-7-0		0-0-0		1-1-0		HOME		1-5-0		0-0-0		2-1-0											
6-8-0		0-0-0		0-5-0		AWAY		1-2-0		3-0-0		2-1-0											
0-0-0		0-0-0		0-0-0		NEUTRAL		0-0-0		0-0-0		0-0-0											
RPI	S	Opponent		Score		RPI	S	Opponent		Score		RPI	S	Opponent		Score		RPI	S	Opponent		Score	
15	N	Clemson		2 9		31	A	South Carolina		2 3		54	A	Nebraska		2 5		107	H	Fresno St.		10 4	
						31	A	South Carolina		2 5		54	A	Nebraska		6 3		107	H	Fresno St.		8 2	
						40	A	Michigan		6 11		54	A	Nebraska		7 8		107	H	Fresno St.		9 5	
						40	A	Michigan		4 12		72	H	Minnesota		4 9		109	A	UNCG		1 4	
						40	H	Michigan		6 1		72	H	Minnesota		2 3		109	A	UNCG		22 16	
						40	H	Michigan		1 2		72	H	Minnesota		3 4		109	A	UNCG		5 4	
						44	A	Maryland		2 6		80	H	Iowa		4 9		115	A	Furman		3 2	
						44	A	Maryland		2 12		80	H	Iowa		2 3		121	A	Notre Dame		1 2	
						44	A	Maryland		1 2		80	H	Iowa		2 1		126	N	Cornell		1 2	
																		135	N	Presbyterian		10 2	
																		142	A	Illinois		12 4	
																		142	A	Illinois		12 1	
																		142	A	Illinois		17 6	
																		154	H	Ohio St.		2 0	
																		154	H	Ohio St.		8 13	
																		154	H	Ohio St.		6 5	
																		158	A	Central Mich.		7 0	
																		158	H	Central Mich.		11 2	
																		181	A	Northwestern		8 1	
																		181	A	Northwestern		2 3	
																		181	A	Northwestern		13 5	
								LAST 10 GAMES										191	A	Eastern Mich.		3 4	
						40	H	Michigan		1 2		54	A	Nebraska		2 5		191	H	Eastern Mich.		11 6	
						40	A	Michigan		6 11		54	A	Nebraska		6 3		220	N	Campbell		3 1	
						40	H	Michigan		6 1		191	H	Eastern Mich.		11 6		221	N	UT Martin		6 1	
						158	A	Central Mich.		7 0		223	N	Western Mich.		7 6		223	H	Western Mich.		2 3	
						54	A	Nebraska		7 8		80	H	Iowa		4 9		223	N	Western Mich.		7 6	

Non-Div. I Games:

Michigan St.

M
i
c
h
i
g
a
n
s
t
.

Michigan
State.

Michigan St.

Liberty

Liberty

RPI	S	Opponent	Score	
239	A	The Citadel	9	1
240	A	James Madison	26	1
240	H	James Madison	5	1
258	A	Longwood	13	4
258	A	Longwood	20	7
258	A	Longwood	6	3

Liberty

L
i
b
e
r
t
y

L
i
b
e
r
t
y

Iowa

Average RPI Win: 159		WON-LOST RECORD		WINNING PCT. RANK		LAST 10 GAMES		STRENGTH OF SCHEDULE		OPP. STRENGTH OF SCHEDULE		TEAM RPI		ADJ RPI		CONF. RPI		ADJ CONF. RPI	
DIV. I ONLY		37-22-0		.62712 50		6-4-0		161		129		80		.53225 80		7		7	
DIV. I NON-CONF.		18-11-0		.62069 68		1-2-0		180		237		89		.52566 89		7		7	
TOTALS		RPI 1-25		RPI 26-50		W-L RECORDS		RPI 51-100		RPI 101-150		RPI 150+							
37-22-0		2-3-0		1-1-0		OVERALL		8-6-0		7-4-0		19-8-0							
17-4-0		0-0-0		0-0-0		HOME		0-0-0		3-3-0		14-1-0							
10-13-0		2-3-0		0-0-0		AWAY		5-5-0		2-1-0		1-4-0							
10-5-0		0-0-0		1-1-0		NEUTRAL		3-1-0		2-0-0		4-3-0							
18-11-0		2-3-0		0-1-0		NON-CONFERENCE		2-2-0		2-0-0		12-5-0							
9-0-0		0-0-0		0-0-0		HOME		0-0-0		0-0-0		9-0-0							
3-7-0		2-3-0		0-0-		AWAY		1-2-0		0-0-0		0-2-0							
6-4-0		0-0-0		0-1-0		NEUTRAL		1-0-0		2-0-0		3-3-0							
19-11-0		0-0-0		1-0-0		CONFERENCE		6-4-0		5-4-0		7-3-0							
8-4-0		0-0-0		0-0-0		HOME		0-0-0		3-3-0		5-1-0							
7-6-0		0-0-0		0-0-0		AWAY		4-3-0		2-1-0		1-2-0							
4-1-0		0-0-0		1-0-0		NEUTRAL		2-1-0		0-0-0		1-0-0							
RPI S	Opponent	Score		RPI S	Opponent	Score		RPI S	Opponent	Score		RPI S	Opponent	Score					
19 A	Houston	6	3	33 N	Texas A&M	2	3	54 A	Nebraska	5	3	103 N	Morehead St.	14	7				
19 A	Houston	5	7	44 N	Maryland	9	8	54 A	Nebraska	6	8	123 H	Purdue	5	1				
23 A	South Fla.	4	2					54 A	Nebraska	7	6	123 H	Purdue	7	2				
23 A	South Fla.	4	9					54 N	Nebraska	2	0	123 H	Purdue	0	2				
23 A	South Fla.	0	6					72 A	Minnesota	3	6	139 H	Rutgers	5	13				
								72 N	Minnesota	7	5	139 H	Rutgers	3	5				
								72 N	Minnesota	3	9	139 H	Rutgers	8	3				
								75 N	Oral Roberts	7	5	142 A	Illinois	8	3				
								78 A	Michigan St.	3	2	142 A	Illinois	6	5				
								78 A	Michigan St.	9	4	142 A	Illinois	8	12				
								78 A	Michigan St.	1	2	149 N	Hawaii	7	6				
								98 A	Kansas St.	4	5	154 H	Ohio St.	9	5				
								98 A	Kansas St.	0	3	154 H	Ohio St.	11	10				
								98 A	Kansas St.	12	11	154 H	Ohio St.	7	12				
												181 A	Northwestern	5	7				
												181 A	Northwestern	5	6				
												181 A	Northwestern	14	2				
												181 N	Northwestern	13	4				
												201 H	Penn St.	8	2				
												201 H	Penn St.	9	1				
												201 H	Penn St.	4	2				
												205 N	Alabama St.	9	2				
												205 N	Alabama St.	3	4				
												208 A	Bradley	4	6				
												208 H	Bradley	12	1				
												235 N	Bucknell	1	7				
												236 H	South Dakota St.	4	3				
LAST 10 GAMES				19 A	Houston	5	7	72 N	Minnesota	3	9	205 N	Alabama St.	3	4				
				33 N	Texas A&M	2	3	54 N	Nebraska	2	0	208 A	Bradley	4	6				
				19 A	Houston	6	3	44 N	Maryland	9	8	208 H	Bradley	12	1				
				181 N	Northwestern	13	4	142 A	Illinois	8	12	235 N	Bucknell	1	7				
				72 N	Minnesota	7	5	142 A	Illinois	8	3	236 H	South Dakota St.	4	3				

Non-Div. I Games: Loras 8 1 Grand View 6 5

Iowa

RPI	S	Opponent	Score	
249	N	Villanova	1	10
253	H	Milwaukee	4	3
259	H	UNLV	7	6
259	H	UNLV	6	5
259	H	UNLV	3	0
263	H	Northern Ill.	12	8
269	A	Western Ill.	5	7
269	H	Western Ill.	4	1
280	H	Omaha	9	8
282	N	Lehigh	8	3
282	N	Lehigh	15	7

Iowa

East Carolina

Through Games Of June 27, 2017 (FINAL)

Average RPI Win: 138		WON-LOST	WINNING	LAST 10	STRENGTH OF		OPP. STRENGTH	TEAM	ADJ		CONF.	ADJ CONF.
Average RPI Loss: 42		RECORD	PCT. RANK	GAMES	SCHEDULE		OF SCHEDULE	RPI	RPI		RPI	RPI
DIV. I ONLY		32-28-0	.53333	116	6-4-0		49	41	81		.5318	81
DIV. I NON-CONF.		22-10-0	.6875	36	1-0-0		117	62	58		.5473	58
TOTALS		RPI 1-25	RPI 26-50		W-L RECORDS		RPI 51-100		RPI 101-150		RPI 150+	
32-28-0		1-9-0	4-12-0		OVERALL		9-6-0		7-1-0		11-0-0	
20-14-0		0-1-0	1-7-0		HOME		6-5-0		4-1-0		9-0-0	
9-13-0		0-7-0	1-5-0		AWAY		3-1-0		3-0-0		2-0-0	
3-1-0		1-1-0	2-0-0		NEUTRAL		0-0-0		0-0-0		0-0-0	
22-10-0		0-2-0	1-4-0		NON-CONFERENCE		5-4-0		5-0-0		11-0-0	
16-6-0		0-1-0	1-1-0		HOME		4-4-0		2-0-0		9-0-0	
6-4-0		0-1-0	0-0-		AWAY		1-0-0		3-0-0		2-0-0	
0-0-0		0-0-0	0-0-0		NEUTRAL		0-0-0		0-0-0		0-0-0	
10-18-0		1-7-0	3-8-0		CONFERENCE		4-2-0		2-1-0		0-0-0	
4-8-0		0-0-0	0-6-0		HOME		2-1-0		2-1-0		0-0-0	
3-9-0		0-6-0	1-2-0		AWAY		2-1-0		0-0-0		0-0-0	
3-1-0		1-1-0	2-0-0		NEUTRAL		0-0-0		0-0-0		0-0-0	
RPI S	Opponent	Score	RPI S	Opponent	Score	RPI S	Opponent	Score	RPI S	Opponent	Score	
5 A	North Carolina	2 3	26 H	UCF	0 7	58 H	Charlotte	0 2	105 H	Western Caro.	5 4	
5 H	North Carolina	2 6	26 H	UCF	4 9	58 H	Charlotte	10 7	119 H	Memphis	3 2	
19 A	Houston	1 8	26 H	UCF	7 8	58 H	Charlotte	3 0	119 H	Memphis	3 7	
19 A	Houston	3 17	26 N	UCF	14 3	77 H	Mercer	2 8	119 H	Memphis	11 4	
19 A	Houston	6 9	26 N	UCF	4 0	77 H	Mercer	7 10	138 A	UNCW	9 5	
19 N	Houston	0 6	27 H	North Carolina St.	0 6	77 H	Mercer	5 7	138 H	UNCW	10 2	
23 A	South Fla.	6 8	37 A	Ole Miss	2 3	79 H	Liberty	8 6	147 A	Col. of Charleston	12 7	
23 A	South Fla.	4 5	37 A	Ole Miss	4 5	82 H	Tulane	15 8	147 A	Col. of Charleston	15 12	
23 A	South Fla.	3 6	37 A	Ole Miss	6 8	82 H	Tulane	4 5	183 H	Appalachian St.	4 0	
23 N	South Fla.	6 5	42 A	UConn	3 0	82 H	Tulane	5 3	210 A	Elon	11 7	
			42 A	UConn	4 6	91 A	Duke	9 4	210 H	Elon	7 2	
			42 A	UConn	0 6	91 H	Duke	5 1	220 A	Campbell	10 0	
			42 H	UConn	2 3	95 A	Cincinnati	2 8	220 H	Campbell	14 6	
			42 H	UConn	1 5	95 A	Cincinnati	6 0	246 H	Towson	8 5	
			42 H	UConn	2 3	95 A	Cincinnati	14 3	246 H	Towson	12 7	
			46 H	St. John's (NY)	7 4				246 H	Towson	9 4	
									281 H	La Salle	7 3	
									281 H	La Salle	8 4	
									281 H	La Salle	12 1	
LAST 10 GAMES												
			19 N	Houston	0 6	42 A	UConn	4 6				
			26 N	UCF	4 0	42 A	UConn	0 6				
			23 N	South Fla.	6 5	220 H	Campbell	14 6				
			26 N	UCF	14 3	119 H	Memphis	3 2				
			42 A	UConn	3 0	119 H	Memphis	3 7				

Non-Div. I Games:

East Carolina

Average RPI Win: 112		WON-LOST	WINNING	LAST 10	STRENGTH OF		OPP. STRENGTH	TEAM	ADJ		CONF.	ADJ CONF.			
Average RPI Loss: 95		RECORD	PCT. RANK	GAMES	SCHEDULE		OF SCHEDULE	RPI	RPI		RPI	RPI			
DIV. I ONLY		28-26-0	.51852	133	4-6-0		54	66	83	.53028	83	5	5		
DIV. I NON-CONF.		14-10-0	.58333	91	0-1-0		106	218	91	.52448	91	4	4		
TOTALS		RPI 1-25	RPI 26-50		W-L RECORDS		RPI 51-100		RPI 101-150		RPI 150+				
28-26-0		3-6-0	1-4-0		OVERALL		11-6-0		5-4-0		8-6-0				
17-11-0		3-3-0	0-0-0		HOME		5-1-0		4-2-0		5-5-0				
11-15-0		0-3-0	1-4-0		AWAY		6-5-0		1-2-0		3-1-0				
0-0-0		0-0-0	0-0-0		NEUTRAL		0-0-0		0-0-0		0-0-0				
14-10-0		2-1-0	1-1-0		NON-CONFERENCE		3-2-0		0-0-0		8-6-0				
7-6-0		2-1-0	0-0-0		HOME		0-0-0		0-0-0		5-5-0				
7-4-0		0-0-0	1-0-		AWAY		3-2-0		0-0-0		3-1-0				
0-0-0		0-0-0	0-0-0		NEUTRAL		0-0-0		0-0-0		0-0-0				
14-16-0		1-5-0	0-3-0		CONFERENCE		8-4-0		5-4-0		0-0-0				
10-5-0		1-2-0	0-0-0		HOME		5-1-0		4-2-0		0-0-0				
4-11-0		0-3-0	0-3-0		AWAY		3-3-0		1-2-0		0-0-0				
0-0-0		0-0-0	0-0-0		NEUTRAL		0-0-0		0-0-0		0-0-0				
RPI S	Opponent	Score		RPI S	Opponent	Score		RPI S	Opponent	Score		RPI S	Opponent	Score	
1	H Oregon St.	2	5	28	A Arizona	4	5	64	H California	5	2	106	H Arizona St.	4	0
1	H Oregon St.	0	3	28	A Arizona	1	3	64	H California	3	7	106	H Arizona St.	5	8
1	H Oregon St.	3	2	28	A Arizona	11	12	64	H California	4	1	106	H Arizona St.	4	0
13	A Stanford	4	8	50	A Gonzaga	7	8	65	A UCLA	7	3	123	A Washington St.	4	5
13	A Stanford	5	6	50	A Gonzaga	5	4	65	A UCLA	5	6	123	A Washington St.	7	1
13	A Stanford	5	7					65	A UCLA	6	3	123	A Washington St.	3	6
24	H Baylor	3	6					67	A Loyola Marymount	8	7	144	H Southern California	7	4
24	H Baylor	6	0					69	H Utah	4	1	144	H Southern California	11	10
24	H Baylor	5	4					69	H Utah	4	3	144	H Southern California	6	9
								69	H Utah	3	1	166	H Indiana St.	3	5
								70	A Saint Mary's (CA)	5	6	166	H Indiana St.	3	2
								70	A Saint Mary's (CA)	11	5	166	H Indiana St.	8	0
								70	A Saint Mary's (CA)	5	6	166	H Indiana St.	2	4
								70	A Saint Mary's (CA)	11	1	178	H Sacramento St.	1	7
								89	A Oregon	0	1	178	H Sacramento St.	4	0
								89	A Oregon	3	4	178	H Sacramento St.	8	5
								89	A Oregon	12	3	178	H Sacramento St.	3	2
												261	A Santa Clara	8	1
												261	A Santa Clara	5	2
												261	A Santa Clara	3	4
												277	A Seattle U	7	4
												277	H Seattle U	2	4
												277	H Seattle U	5	7
LAST 10 GAMES															
144 H Southern California				7	4	13 A Stanford				4	8				
144 H Southern California				6	9	106 H Arizona St.				4	0				
144 H Southern California				11	10	106 H Arizona St.				5	8				
13 A Stanford				5	6	106 H Arizona St.				4	0				
13 A Stanford				5	7	277 H Seattle U				5	7				

Non-Div. I Games:

Washington

Average RPI Win: 147		WON-LOST	WINNING	LAST 10	STRENGTH OF	OPP. STRENGTH	TEAM	ADJ	CONF.	ADJ CONF.					
Average RPI Loss: 50		RECORD	PCT. RANK	GAMES	SCHEDULE	OF SCHEDULE	RPI	RPI	RPI	RPI					
DIV. I ONLY		25-28-0	.4717	176	7-3-0	42	32	84	.5298	84	3	3			
DIV. I NON-CONF.		14-7-0	.66667	44	3-0-0	237	205	83	.52896	83	3	3			
<hr/>															
TOTALS		RPI 1-25	RPI 26-50		W-L RECORDS		RPI 51-100		RPI 101-150		RPI 150+				
25-28-0		2-14-0	4-4-0		OVERALL		2-4-0		3-4-0		14-2-0				
12-8-0		0-6-0	4-2-0		HOME		0-0-0		3-0-0		5-0-0				
7-16-0		2-7-0	0-1-0		AWAY		2-4-0		0-4-0		3-0-0				
6-4-0		0-1-0	0-1-0		NEUTRAL		0-0-0		0-0-0		6-2-0				
14-7-0		0-0-0	0-1-0		NON-CONFERENCE		0-3-0		0-1-0		14-2-0				
5-0-0		0-0-0	0-0-0		HOME		0-0-0		0-0-0		5-0-0				
3-5-0		0-0-0	0-0-		AWAY		0-3-0		0-1-0		3-0-0				
6-2-0		0-0-0	0-0-0		NEUTRAL		0-0-0		0-0-0		6-2-0				
11-21-0		2-14-0	4-3-0		CONFERENCE		2-1-0		3-3-0		0-0-0				
7-8-0		0-6-0	4-2-0		HOME		0-0-0		3-0-0		0-0-0				
4-11-0		2-7-0	0-0-0		AWAY		2-1-0		0-3-0		0-0-0				
0-2-0		0-1-0	0-1-0		NEUTRAL		0-0-0		0-0-0		0-0-0				
RPI	S	Opponent	Score	RPI	S	Opponent	Score	RPI	S	Opponent	Score	RPI	S	Opponent	Score
5	H	North Carolina	4 16	27	H	North Carolina St.	1 0	61	A	Bethune-Cookman	1 2	116	A	Dartmouth	3 8
5	H	North Carolina	7 17	27	H	North Carolina St.	2 1	61	A	Bethune-Cookman	5 6	121	H	Notre Dame	10 9
5	H	North Carolina	3 15	27	H	North Carolina St.	8 3	61	A	Bethune-Cookman	2 3	121	H	Notre Dame	6 2
5	N	North Carolina	0 10	27	N	North Carolina St.	1 6	91	A	Duke	3 1	121	H	Notre Dame	8 7
6	A	Louisville	3 5	29	A	Oklahoma	4 5	91	A	Duke	15 6	122	A	Virginia Tech	3 4
6	A	Louisville	0 6	43	H	Miami (FL)	0 3	91	A	Duke	2 9	122	A	Virginia Tech	6 10
6	A	Louisville	4 6	43	H	Miami (FL)	9 2					122	A	Virginia Tech	4 16
8	A	Florida St.	1 11	43	H	Miami (FL)	5 14					158	N	Central Mich.	5 4
8	A	Florida St.	8 5									163	N	Ball St.	1 4
8	A	Florida St.	0 13									164	A	Northeastern	10 7
10	A	Wake Forest	2 5									164	A	Northeastern	5 1
10	A	Wake Forest	8 0									182	A	UMass Lowell	6 1
10	A	Wake Forest	5 15									189	H	Harvard	8 5
15	H	Clemson	2 8									189	N	Harvard	3 2
15	H	Clemson	0 1									193	H	Maine	9 8
15	H	Clemson	0 2									211	N	Georgetown	3 4
												229	N	Toledo	6 5
												247	H	Quinnipiac	5 1
												247	H	Quinnipiac	3 0
												249	N	Villanova	10 3
												249	N	Villanova	7 1
												254	H	Massachusetts	13 1
												263	N	Northern Ill.	9 1
				LAST 10 GAMES											
				5	N	North Carolina	0 10	193	H	Maine	9 8				
				27	N	North Carolina St.	1 6	247	H	Quinnipiac	3 0				
				121	H	Notre Dame	8 7	247	H	Quinnipiac	5 1				
				121	H	Notre Dame	10 9	10	A	Wake Forest	2 5				
				121	H	Notre Dame	6 2	10	A	Wake Forest	8 0				

Non-Div. I Games:

Boston College

Average RPI Win: 90		WON-LOST	WINNING	LAST 10	STRENGTH OF		OPP. STRENGTH	TEAM	ADJ		CONF.	ADJ CONF.
Average RPI Loss: 57		RECORD	PCT. RANK	GAMES	SCHEDULE		OF SCHEDULE	RPI	RPI		RPI	RPI
DIV. I ONLY		25-32-0	.4386	202	7-3-0		16	13	85		.52944	85
DIV. I NON-CONF.		14-12-0	.53846	124	2-0-0		98	120	131		.50659	131
TOTALS		RPI 1-25	RPI 26-50		W-L RECORDS		RPI 51-100		RPI 101-150		RPI 150+	
25-32-0		5-16-0	4-5-0		OVERALL		8-5-0		3-2-0		5-4-0	
14-19-0		3-7-0	2-4-0		HOME		2-2-0		3-2-0		4-4-0	
10-12-0		2-8-0	2-1-0		AWAY		5-3-0		0-0-0		1-0-0	
1-1-0		0-1-0	0-0-0		NEUTRAL		1-0-0		0-0-0		0-0-0	
14-12-0		0-2-0	0-0-0		NON-CONFERENCE		6-4-0		3-2-0		5-4-0	
9-9-0		0-1-0	0-0-0		HOME		2-2-0		3-2-0		4-4-0	
4-3-0		0-1-0	0-0-0		AWAY		3-2-0		0-0-0		1-0-0	
1-0-0		0-0-0	0-0-0		NEUTRAL		1-0-0		0-0-0		0-0-0	
11-20-0		5-14-0	4-5-0		CONFERENCE		2-1-0		0-0-0		0-0-0	
5-10-0		3-6-0	2-4-0		HOME		0-0-0		0-0-0		0-0-0	
6-9-0		2-7-0	2-1-0		AWAY		2-1-0		0-0-0		0-0-0	
0-1-0		0-1-0	0-0-0		NEUTRAL		0-0-0		0-0-0		0-0-0	
RPI S	Opponent	Score	RPI S	Opponent	Score	RPI S	Opponent	Score	RPI S	Opponent	Score	
2 H	Florida	4 6	31 A	South Carolina	5 4	59 A	Tennessee	5 6	115 H	Furman	10 6	
2 H	Florida	3 4	31 A	South Carolina	6 3	59 A	Tennessee	7 5	135 H	Presbyterian	8 7	
2 H	Florida	3 6	31 A	South Carolina	0 10	59 A	Tennessee	3 1	147 H	Col. of Charleston	9 8	
3 A	LSU	6 7	39 H	Auburn	1 4	71 H	Xavier	7 8	147 H	Col. of Charleston	3 9	
3 A	LSU	9 22	39 H	Auburn	1 2	71 H	Xavier	11 6	147 H	Col. of Charleston	6 15	
3 A	LSU	1 5	39 H	Auburn	4 1	76 A	Georgia Tech	7 5	156 A	Kennesaw St.	9 6	
9 A	Kentucky	5 3	49 H	Missouri	1 6	76 H	Georgia Tech	5 1	156 H	Kennesaw St.	4 5	
9 A	Kentucky	6 3	49 H	Missouri	3 0	76 N	Georgia Tech	8 7	188 H	UAB	2 0	
9 A	Kentucky	4 7	49 H	Missouri	5 8	77 A	Mercer	5 6	188 H	UAB	1 2	
12 A	Arkansas	4 5				77 H	Mercer	3 4	188 H	UAB	1 0	
12 A	Arkansas	4 14				87 A	Ga. Southern	7 0	225 H	Rider	3 8	
12 A	Arkansas	3 11				87 A	Ga. Southern	4 3	225 H	Rider	4 11	
15 A	Clemson	7 9				87 A	Ga. Southern	1 2	225 H	Rider	9 3	
15 H	Clemson	0 4							287 H	Savannah St.	12 3	
18 H	Vanderbilt	1 0										
18 H	Vanderbilt	1 8										
18 H	Vanderbilt	5 10										
21 H	Mississippi St.	3 9										
21 H	Mississippi St.	4 1										
21 H	Mississippi St.	4 1										
21 N	Mississippi St.	0 3										
LAST 10 GAMES												
	21 N	Mississippi St.	0 3		21 H	Mississippi St.	4 1					
	31 A	South Carolina	0 10		21 H	Mississippi St.	4 1					
	31 A	South Carolina	5 4		21 H	Mississippi St.	3 9					
	31 A	South Carolina	6 3		76 N	Georgia Tech	8 7					
	115 H	Furman	10 6		9 A	Kentucky	6 3					

Non-Div. I Games:

Georgia

Average RPI Win: 126		WON-LOST	WINNING	LAST 10	STRENGTH OF		OPP. STRENGTH	TEAM	ADJ		CONF.	ADJ CONF.
Average RPI Loss: 81		RECORD	PCT. RANK	GAMES	SCHEDULE		OF SCHEDULE	RPI	RPI		RPI	RPI
DIV. I ONLY		31-27-0	.53448	114	52		76	86	.52911		86	6
DIV. I NON-CONF.		16-10-0	.61538	69	73		125	76	.5331		76	6
TOTALS		RPI 1-25	RPI 26-50		W-L RECORDS		RPI 51-100		RPI 101-150		RPI 150+	
31-27-0		2-3-0	8-4-0		OVERALL		6-14-0		3-3-0		12-3-0	
19-14-0		0-0-0	3-3-0		HOME		5-6-0		1-2-0		10-3-0	
12-11-0		2-3-0	5-1-0		AWAY		1-6-0		2-1-0		2-0-0	
0-2-0		0-0-0	0-0-0		NEUTRAL		0-2-0		0-0-0		0-0-0	
16-10-0		1-1-0	5-1-0		NON-CONFERENCE		2-4-0		1-2-0		7-2-0	
10-8-0		0-0-0	2-1-0		HOME		2-3-0		1-2-0		5-2-0	
6-2-0		1-1-0	3-0-		AWAY		0-1-0		0-0-0		2-0-0	
0-0-0		0-0-0	0-0-0		NEUTRAL		0-0-0		0-0-0		0-0-0	
15-17-0		1-2-0	3-3-0		CONFERENCE		4-10-0		2-1-0		5-1-0	
9-6-0		0-0-0	1-2-0		HOME		3-3-0		0-0-0		5-1-0	
6-9-0		1-2-0	2-1-0		AWAY		1-5-0		2-1-0		0-0-0	
0-2-0		0-0-0	0-0-0		NEUTRAL		0-2-0		0-0-0		0-0-0	
RPI S	Opponent	Score	RPI S	Opponent	Score	RPI S	Opponent	Score	RPI S	Opponent	Score	
11 A	Southern Miss.	4 15	35 A	FGCU	12 5	51 A	Old Dominion	10 11	111 H	Jacksonville St.	5 0	
11 A	Southern Miss.	1 5	35 H	FGCU	7 0	51 A	Old Dominion	1 21	111 H	Jacksonville St.	5 6	
11 A	Southern Miss.	10 4	41 A	Rice	4 8	51 A	Old Dominion	10 9	111 H	Jacksonville St.	6 12	
21 A	Mississippi St.	7 9	41 A	Rice	4 3	51 N	Old Dominion	2 3	134 A	Marshall	4 3	
21 A	Mississippi St.	8 3	41 A	Rice	7 5	57 A	Fla. Atlantic	1 10	134 A	Marshall	11 5	
			43 A	Miami (FL)	12 1	57 A	Fla. Atlantic	3 4	134 A	Marshall	6 22	
			43 A	Miami (FL)	5 4	57 A	Fla. Atlantic	8 9	157 A	Stetson	9 0	
			43 H	Miami (FL)	7 8	57 N	Fla. Atlantic	4 8	157 A	Stetson	10 6	
			43 H	Miami (FL)	3 2	58 H	Charlotte	5 4	188 H	UAB	6 2	
			47 H	Louisiana Tech	6 10	58 H	Charlotte	0 4	188 H	UAB	12 6	
			47 H	Louisiana Tech	6 14	58 H	Charlotte	7 8	188 H	UAB	5 8	
			47 H	Louisiana Tech	6 3	61 A	Bethune-Cookman	3 5	238 H	Charleston So.	5 6	
						61 H	Bethune-Cookman	3 1	238 H	Charleston So.	8 0	
						92 H	Kent St.	2 3	238 H	Charleston So.	15 8	
						92 H	Kent St.	2 3	245 H	Western Ky.	11 2	
						92 H	Kent St.	5 13	245 H	Western Ky.	6 0	
						92 H	Kent St.	7 6	245 H	Western Ky.	23 6	
						97 H	UTSA	5 10	266 H	Manhattan	2 3	
						97 H	UTSA	7 6	266 H	Manhattan	7 3	
						97 H	UTSA	4 3	266 H	Manhattan	5 1	
									266 H	Manhattan	5 3	
LAST 10 GAMES												
			57 N	Fla. Atlantic	4 8	51 A	Old Dominion	10 11				
			51 N	Old Dominion	2 3	51 A	Old Dominion	10 9				
			245 H	Western Ky.	11 2	51 A	Old Dominion	1 21				
			245 H	Western Ky.	6 0	47 H	Louisiana Tech	6 3				
			245 H	Western Ky.	23 6	47 H	Louisiana Tech	6 10				

Non-Div. I Games:

FIU

[illegible]

Non-Div. I Games:

Ga. Southern

Ga. Southern

Average RPI Win:		182	WON-LOST RECORD		WINNING PCT. RANK		LAST 10 GAMES		STRENGTH OF SCHEDULE		OPP. STRENGTH OF SCHEDULE		TEAM RPI		ADJ RPI		CONF. RPI		ADJ CONF. RPI				
Average RPI Loss:		135																					
DIV. I ONLY			41-21-0		.66129 31		6-4-0		203		156		88		.52882 88		18		18				
DIV. I NON-CONF.			15-14-0		.51724 135		1-2-0		260		109		198		.47733 198		19		19				
TOTALS		RPI 1-25		RPI 26-50		W-L RECORDS		RPI 51-100		RPI 101-150		RPI 150+											
41-21-0		2-1-0		0-1-0		OVERALL		1-3-0		7-8-0		31-8-0											
22-7-0		0-0-0		0-0-0		HOME		0-0-0		2-4-0		20-3-0											
16-13-0		2-1-0		0-0-0		AWAY		1-3-0		3-4-0		10-5-0											
3-1-0		0-0-0		0-1-0		NEUTRAL		0-0-0		2-0-0		1-0-0											
15-14-0		2-1-0		0-1-0		NON-CONFERENCE		1-3-0		1-3-0		11-6-0											
10-4-0		0-0-0		0-0-0		HOME		0-0-0		1-2-0		9-2-0											
5-9-0		2-1-0		0-0-		AWAY		1-3-0		0-1-0		2-4-0											
0-1-0		0-0-0		0-1-0		NEUTRAL		0-0-0		0-0-0		0-0-0											
26-7-0		0-0-0		0-0-0		CONFERENCE		0-0-0		6-5-0		20-2-0											
12-3-0		0-0-0		0-0-0		HOME		0-0-0		1-2-0		11-1-0											
11-4-0		0-0-0		0-0-0		AWAY		0-0-0		3-3-0		8-1-0											
3-0-0		0-0-0		0-0-0		NEUTRAL		0-0-0		2-0-0		1-0-0											
RPI	S	Opponent		Score		RPI	S	Opponent		Score		RPI	S	Opponent		Score		RPI	S	Opponent		Score	
8	A	Florida St.		3	1	39	N	Auburn		3	5	59	A	Tennessee		0	6	103	H	Morehead St.		1	4
8	A	Florida St.		3	5							61	A	Bethune-Cookman		1	3	103	H	Morehead St.		11	8
18	A	Vanderbilt		5	2							61	A	Bethune-Cookman		5	0	103	H	Morehead St.		3	6
												61	A	Bethune-Cookman		4	5	103	N	Morehead St.		8	6
														111 A Jacksonville St.			2	7					
														111 A Jacksonville St.			3	8					
														111 A Jacksonville St.			22	6					
														113 H Central Ark.			11	6					
														113 H Central Ark.			6	10					
														117 A Middle Tenn.			9	11					
														117 H Middle Tenn.			7	18					
														136 A Southeast Mo. St.			9	11					
														136 A Southeast Mo. St.			9	8					
														136 A Southeast Mo. St.			8	4					
														136 N Southeast Mo. St.			14	9					
														160 H Belmont			8	9					
														160 H Belmont			4	1					
														160 H Belmont			3	2					
														160 N Belmont			16	4					
														170 A Austin Peay			14	3					
														170 A Austin Peay			14	13					
														170 A Austin Peay			10	8					
														177 H Murray St.			4	2					
														177 H Murray St.			14	10					
														177 H Murray St.			6	4					
														197 A UNC Asheville			20	9					
														198 H Eastern Ill.			11	4					
LAST 10 GAMES																							
8	A	Florida St.		3	5	136	N	Southeast Mo. St.		14	9	177	H	Murray St.		4	2						
39	N	Auburn		3	5	103	H	Morehead St.		11	8	177	H	Murray St.		14	10						
8	A	Florida St.		3	1	103	H	Morehead St.		3	6	177	H	Murray St.		6	4						
160	N	Belmont		16	4	103	H	Morehead St.		1	4	197	A	UNC Asheville		20	9						
103	N	Morehead St.		8	6	242	A	Eastern Ky.		8	4	198	H	Eastern Ill.		11	4						

Non-Div. I Games:

Tennessee Tech

RPI	S	Opponent	Score	
198	H	Eastern Ill.	5	3
198	H	Eastern Ill.	13	9
200	A	Southern Ill.	9	10
200	A	Southern Ill.	8	13
200	A	Southern Ill.	4	6
208	H	Bradley	5	7
208	H	Bradley	16	14
208	H	Bradley	13	7
216	A	Lipscomb	9	11
216	H	Lipscomb	10	1
221	A	UT Martin	14	6
221	A	UT Martin	4	3
221	A	UT Martin	9	6
228	H	SIUE	3	2
228	H	SIUE	11	7
228	H	SIUE	13	8
229	H	Toledo	7	5
229	H	Toledo	10	2
229	H	Toledo	10	0
229	H	Toledo	2	0
242	A	Eastern Ky.	8	4
242	A	Eastern Ky.	9	2
242	A	Eastern Ky.	8	12
268	H	Illinois St.	2	9
268	H	Illinois St.	4	3
297	A	Alabama A&M	10	4
297	H	Alabama A&M	17	3

Tennessee Tech

T
e
n
n
e
s
s
e
e
T
e
c
h

T
e
n
n
e
s
s
e
e
T
e
c
h

Average RPI Win:		135	WON-LOST RECORD		WINNING PCT. RANK		LAST 10 GAMES		STRENGTH OF SCHEDULE		OPP. STRENGTH OF SCHEDULE		TEAM RPI		ADJ RPI		CONF. RPI		ADJ CONF. RPI					
DIV. I ONLY			30-25-0		.54545		104		4-6-0		108		30		89		.52781		89		5		5	
DIV. I NON-CONF.			18-6-0		.75		19		1-1-0		241		48		60		.54615		60		4		4	
TOTALS		RPI 1-25		RPI 26-50				W-L RECORDS				RPI 51-100				RPI 101-150				RPI 150+				
30-25-0		2-8-0		1-2-0				OVERALL				8-8-0				8-6-0				11-1-0				
16-12-0		2-7-0		0-0-0				HOME				3-4-0				2-1-0				9-0-0				
12-13-0		0-1-0		1-2-0				AWAY				4-4-0				6-5-0				1-1-0				
2-0-0		0-0-0		0-0-0				NEUTRAL				1-0-0				0-0-0				1-0-0				
18-6-0		2-1-0		0-0-0				NON-CONFERENCE				2-2-0				3-2-0				11-1-0				
11-2-0		2-1-0		0-0-0				HOME				0-1-0				0-0-0				9-0-0				
5-4-0		0-0-0		0-0-				AWAY				1-1-0				3-2-0				1-1-0				
2-0-0		0-0-0		0-0-0				NEUTRAL				1-0-0				0-0-0				1-0-0				
12-19-0		0-7-0		1-2-0				CONFERENCE				6-6-0				5-4-0				0-0-0				
5-10-0		0-6-0		0-0-0				HOME				3-3-0				2-1-0				0-0-0				
7-9-0		0-1-0		1-2-0				AWAY				3-3-0				3-3-0				0-0-0				
0-0-0		0-0-0		0-0-0				NEUTRAL				0-0-0				0-0-0				0-0-0				
RPI	S	Opponent		Score		RPI	S	Opponent		Score		RPI	S	Opponent		Score		RPI	S	Opponent		Score		
1	A	Oregon St.		1	4	28	A	Arizona		8	4	53	A	San Diego		2	7	106	H	Arizona St.		3	4	
1	H	Oregon St.		1	6	28	A	Arizona		4	18	56	A	BYU		9	6	106	H	Arizona St.		3	2	
1	H	Oregon St.		0	1	28	A	Arizona		4	5	64	A	California		7	1	106	H	Arizona St.		2	0	
1	H	Oregon St.		4	5							64	A	California		13	2	107	A	Fresno St.		13	1	
13	H	Stanford		4	10							64	A	California		1	4	107	A	Fresno St.		3	2	
13	H	Stanford		3	4							65	H	UCLA		2	1	107	A	Fresno St.		1	9	
13	H	Stanford		5	8							65	H	UCLA		1	10	107	A	Fresno St.		3	8	
21	H	Mississippi St.		4	5							65	H	UCLA		0	6	123	A	Washington St.		8	2	
21	H	Mississippi St.		1	0							67	H	Loyola Marymount		0	4	123	A	Washington St.		1	2	
21	H	Mississippi St.		6	5							69	A	Utah		11	1	123	A	Washington St.		5	6	
												69	A	Utah		5	11	144	A	Southern California		3	2	
												69	A	Utah		1	13	144	A	Southern California		9	14	
												83	H	Washington		3	12	144	A	Southern California		6	2	
												83	H	Washington		1	0	150	A	UC Riverside		10	6	
												83	H	Washington		4	3	161	H	UC Irvine		7	2	
												93	N	Seton Hall		1	0	161	H	UC Irvine		10	1	
																		161	H	UC Irvine		6	3	
																		161	N	UC Irvine		11	5	
																		174	H	UC Davis		7	2	
																		261	H	Santa Clara		2	1	
																		261	H	Santa Clara		10	0	
																		261	H	Santa Clara		3	0	
																		261	H	Santa Clara		6	2	
																		275	A	Portland		1	0	
																		275	A	Portland		2	3	
																		275	H	Portland		6	1	
LAST 10 GAMES																								
						150	A	UC Riverside		10	6	144	A	Southern California		9	14	261	H	Santa Clara		6	2	
						65	H	UCLA		1	10	144	A	Southern California		6	2	275	A	Portland		1	0	
						65	H	UCLA		2	1	67	H	Loyola Marymount		0	4	275	A	Portland		2	3	
						65	H	UCLA		0	6	1	H	Oregon St.		0	1	275	H	Portland		6	1	
						144	A	Southern California		3	2	1	H	Oregon St.		4	5							

Non-Div. I Games:

Oregon

Average RPI Win: 167		WON-LOST RECORD	WINNING PCT. RANK	LAST 10 GAMES	STRENGTH OF SCHEDULE	OPP. STRENGTH OF SCHEDULE	TEAM RPI	ADJ RPI	CONF. RPI	ADJ CONF. RPI				
Average RPI Loss: 142														
DIV. I ONLY		34-24-0	.58621	77	6-4-0	136	149	90	.52737	90	19	19		
DIV. I NON-CONF.		14-14-0	.5	142	0-1-0	101	114	108	.51771	108	18	18		
<hr/>														
TOTALS		RPI 1-25		RPI 26-50		W-L RECORDS		RPI 51-100		RPI 101-150		RPI 150+		
34-24-0		0-2-0		0-1-0		OVERALL		4-3-0		7-6-0		23-12-0		
15-7-0		0-0-0		0-0-0		HOME		0-1-0		5-4-0		10-2-0		
15-12-0		0-2-0		0-1-0		AWAY		4-1-0		0-0-0		11-8-0		
4-5-0		0-0-0		0-0-0		NEUTRAL		0-1-0		2-2-0		2-2-0		
<hr/>														
14-14-0		0-2-0		0-1-0		NON-CONFERENCE		1-3-0		2-2-0		11-6-0		
7-3-0		0-0-0		0-0-0		HOME		0-1-0		2-1-0		5-1-0		
6-8-0		0-2-0		0-0-		AWAY		1-1-0		0-0-0		5-4-0		
1-3-0		0-0-0		0-0-0		NEUTRAL		0-1-0		0-1-0		1-1-0		
<hr/>														
20-10-0		0-0-0		0-0-0		CONFERENCE		3-0-0		5-4-0		12-6-0		
8-4-0		0-0-0		0-0-0		HOME		0-0-0		3-3-0		5-1-0		
9-4-0		0-0-0		0-0-0		AWAY		3-0-0		0-0-0		6-4-0		
3-2-0		0-0-0		0-0-0		NEUTRAL		0-0-0		2-1-0		1-1-0		
<hr/>														
RPI	S	Opponent	Score		RPI	S	Opponent	Score		RPI	S	Opponent	Score	
5	A	North Carolina	0	11	31	A	South Carolina	6	8	58	A	Charlotte	3	2
15	A	Clemson	5	6						58	H	Charlotte	9	11
										60	A	Coastal Caro.	3	8
										79	A	Liberty	13	2
										79	A	Liberty	5	3
										79	A	Liberty	11	4
										94	N	Davidson	6	7

Non-Div. I Games:

Winthrop

RPI	S	Opponent	Score	
186	H	Gardner-Webb	3	1
186	H	Gardner-Webb	7	6
186	H	Gardner-Webb	3	1
193	H	Maine	3	2
193	H	Maine	12	5
193	H	Maine	12	5
196	A	N.C. A&T	11	4
196	H	N.C. A&T	4	7
197	A	UNC Asheville	1	0
197	A	UNC Asheville	3	4
197	A	UNC Asheville	8	0
220	H	Campbell	3	2
220	H	Campbell	7	5
220	H	Campbell	5	11
220	N	Campbell	4	3
238	A	Charleston So.	2	4
239	A	The Citadel	8	34
239	H	The Citadel	6	4
258	A	Longwood	7	9
258	A	Longwood	15	4
258	A	Longwood	7	3

Winthrop

W
i
n
t
h
r
o
p

W
i
n
t
h
r
o
p

Average RPI Win:	184	WON-LOST	WINNING	LAST 10	STRENGTH OF	OPP. STRENGTH	TEAM	ADJ	CONF.	ADJ CONF.		
Average RPI Loss:	170	RECORD	PCT. RANK	GAMES	SCHEDULE	OF SCHEDULE	RPI	RPI	RPI	RPI		
DIV. I ONLY		37-18-0	.67273	25	5-5-0	253	170	92	.52595	92	23	23
DIV. I NON-CONF.		16-9-0	.64	61	1-0-0	173	77	45	.55438	45	20	20
<hr/>												
TOTALS	RPI 1-25	RPI 26-50		W-L RECORDS		RPI 51-100		RPI 101-150		RPI 150+		
37-18-0	0-2-0	0-0-0		OVERALL		3-1-0		7-3-0		27-12-0		
12-4-0	0-0-0	0-0-0		HOME		0-0-0		1-0-0		11-4-0		
22-11-0	0-2-0	0-0-0		AWAY		3-1-0		6-3-0		13-5-0		
3-3-0	0-0-0	0-0-0		NEUTRAL		0-0-0		0-0-0		3-3-0		
<hr/>												
16-9-0	0-2-0	0-0-0		NON-CONFERENCE		3-1-0		7-3-0		6-3-0		
2-1-0	0-0-0	0-0-0		HOME		0-0-0		1-0-0		1-1-0		
13-7-0	0-2-0	0-0-		AWAY		3-1-0		6-3-0		4-1-0		
1-1-0	0-0-0	0-0-0		NEUTRAL		0-0-0		0-0-0		1-1-0		
<hr/>												
21-9-0	0-0-0	0-0-0		CONFERENCE		0-0-0		0-0-0		21-9-0		
10-3-0	0-0-0	0-0-0		HOME		0-0-0		0-0-0		10-3-0		
9-4-0	0-0-0	0-0-0		AWAY		0-0-0		0-0-0		9-4-0		
2-2-0	0-0-0	0-0-0		NEUTRAL		0-0-0		0-0-0		2-2-0		
<hr/>												
RPI S	Opponent	Score		RPI S	Opponent	Score		RPI S	Opponent	Score		
10 A	Wake Forest	0	5					105 A	Western Caro.	2	1	
10 A	Wake Forest	2	7					86 A	FIU	13	5	
								86 A	FIU	3	2	
								86 A	FIU	3	2	
								86 A	FIU	6	7	
								123 A	Purdue	2	3	
								131 A	Pittsburgh	12	8	
								131 H	Pittsburgh	7	6	
								147 A	Col. of Charleston	5	0	
								147 A	Col. of Charleston	7	10	
								147 A	Col. of Charleston	13	5	
								148 A	Canisius	8	5	
								154 A	Ohio St.	8	9	
								155 N	Radford	9	1	
								158 H	Central Mich.	4	7	
								158 H	Central Mich.	9	7	
								158 H	Central Mich.	6	5	
								160 A	Belmont	3	0	
								160 A	Belmont	15	0	
								160 A	Belmont	5	4	
								163 A	Ball St.	9	4	
								163 A	Ball St.	6	3	
								163 A	Ball St.	6	5	
								185 A	Ohio	5	8	
								185 A	Ohio	5	2	
								185 A	Ohio	6	7	
								185 N	Ohio	2	7	
								185 N	Ohio	3	5	
								191 A	Eastern Mich.	9	4	
<hr/>												
LAST 10 GAMES												
				185 N	Ohio	2	7	185 A	Ohio	5	8	
				229 N	Toledo	6	3	185 A	Ohio	6	7	
				185 N	Ohio	3	5	278 H	Youngstown St.	13	6	
				229 N	Toledo	7	0	231 H	Miami (OH)	1	2	
				185 A	Ohio	5	2	231 H	Miami (OH)	5	1	

Non-Div. I Games:

Kent St.

RPI	S	Opponent	Score	
191	A	Eastern Mich.	4	2
191	A	Eastern Mich.	2	0
229	H	Toledo	1	0
229	H	Toledo	3	2
229	H	Toledo	10	1
229	N	Toledo	6	3
229	N	Toledo	7	0
230	H	Buffalo	2	9
230	H	Buffalo	14	0
230	H	Buffalo	9	1
231	H	Miami (OH)	5	1
231	H	Miami (OH)	1	2
231	H	Miami (OH)	2	1
247	N	Quinnipiac	2	4
263	A	Northern Ill.	7	8
263	A	Northern Ill.	7	4
263	A	Northern Ill.	4	1
274	A	Bowling Green	3	9
274	H	Bowling Green	3	0
278	A	Youngstown St.	6	3
278	H	Youngstown St.	13	6
278	H	Youngstown St.	6	11

K
e
n
t
S
t
.

K
e
n
t
S
t
.

RPI	S	Opponent	Score	
282	H	Lehigh	3	0
299	H	Saint Peter's	11	0

Seton Hall

S
e
t
o
n
H
a
l
l

S
e
t
o
n
H
a
l
l

Average RPI Win: 176		WON-LOST RECORD		WINNING PCT. RANK		LAST 10 GAMES		STRENGTH OF SCHEDULE		OPP. STRENGTH OF SCHEDULE		TEAM RPI		ADJ RPI		CONF. RPI		ADJ CONF. RPI	
DIV. I ONLY		35-26-0		.57377 87		7-3-0		83		198		94		.52396 94		22		22	
DIV. I NON-CONF.		17-14-0		.54839 117		3-2-0		58		159		95		.52261 95		23		23	
TOTALS		RPI 1-25		RPI 26-50		W-L RECORDS		RPI 51-100		RPI 101-150		RPI 150+							
35-26-0		2-3-0		1-3-0		OVERALL		4-7-0		3-5-0		25-8-0							
18-13-0		0-1-0		0-0-0		HOME		0-3-0		2-4-0		16-5-0							
10-12-0		2-2-0		0-3-0		AWAY		1-3-0		0-1-0		7-3-0							
7-1-0		0-0-0		1-0-0		NEUTRAL		3-1-0		1-0-0		2-0-0							
17-14-0		2-3-0		1-3-0		NON-CONFERENCE		1-1-0		0-4-0		13-3-0							
12-7-0		0-1-0		0-0-0		HOME		0-0-0		0-3-0		12-3-0							
3-7-0		2-2-0		0-0-		AWAY		0-1-0		0-1-0		1-0-0							
2-0-0		0-0-0		1-0-0		NEUTRAL		1-0-0		0-0-0		0-0-0							
18-12-0		0-0-0		0-0-0		CONFERENCE		3-6-0		3-1-0		12-5-0							
6-6-0		0-0-0		0-0-0		HOME		0-3-0		2-1-0		4-2-0							
7-5-0		0-0-0		0-0-0		AWAY		1-2-0		0-0-0		6-3-0							
5-1-0		0-0-0		0-0-0		NEUTRAL		2-1-0		1-0-0		2-0-0							
RPI	S	Opponent		Score		RPI	S	Opponent		Score		RPI	S	Opponent		Score			
5	A	North Carolina		6	7	31	A	South Carolina		2	3	68	H	Rhode Island		6	7		
5	A	North Carolina		8	4	33	A	Texas A&M		6	12	68	H	Rhode Island		1	9		
5	A	North Carolina		2	1	33	A	Texas A&M		6	7	68	H	Rhode Island		2	5		
10	A	Wake Forest		5	13	35	N	FGCU		2	1	90	N	Winthrop		7	6		
10	H	Wake Forest		6	12							91	A	Duke		6	8		
												96	A	VCU		4	11		
												96	A	VCU		5	4		
												96	A	VCU		0	14		
												96	N	VCU		3	7		
												96	N	VCU		8	4		
												96	N	VCU		11	4		

Non-Div. I Games:

Davidson

Davidson

Average RPI Win:		207	WON-LOST RECORD		WINNING PCT. RANK		LAST 10 GAMES		STRENGTH OF SCHEDULE		OPP. STRENGTH OF SCHEDULE		TEAM RPI		ADJ RPI		CONF. RPI		ADJ CONF. RPI	
Average RPI Loss:		117																		
DIV. I ONLY			35-22-0		.61404 60		6-4-0		159		191		96		.5226 96		22		22	
DIV. I NON-CONF.			14-15-0		.48276 158		1-2-0		74		149		120		.512 120		23		23	
TOTALS		RPI 1-25		RPI 26-50		W-L RECORDS		RPI 51-100		RPI 101-150		RPI 150+								
35-22-0		1-5-0		0-0-0		OVERALL		4-6-0		0-5-0		30-6-0								
19-8-0		0-1-0		0-0-0		HOME		3-3-0		0-2-0		16-2-0								
14-12-0		1-4-0		0-0-0		AWAY		0-1-0		0-3-0		13-4-0								
2-2-0		0-0-0		0-0-0		NEUTRAL		1-2-0		0-0-0		1-0-0								
14-15-0		1-5-0		0-0-0		NON-CONFERENCE		1-3-0		0-5-0		12-2-0								
10-5-0		0-1-0		0-0-0		HOME		1-2-0		0-2-0		9-0-0								
4-10-0		1-4-0		0-0-0		AWAY		0-1-0		0-3-0		3-2-0								
0-0-0		0-0-0		0-0-0		NEUTRAL		0-0-0		0-0-0		0-0-0								
21-7-0		0-0-0		0-0-0		CONFERENCE		3-3-0		0-0-0		18-4-0								
9-3-0		0-0-0		0-0-0		HOME		2-1-0		0-0-0		7-2-0								
10-2-0		0-0-0		0-0-0		AWAY		0-0-0		0-0-0		10-2-0								
2-2-0		0-0-0		0-0-0		NEUTRAL		1-2-0		0-0-0		1-0-0								
RPI	S	Opponent		Score		RPI	S	Opponent		Score		RPI	S	Opponent		Score				
5	A	North Carolina		2	8							112	H	Marist		6	15			
8	A	Florida St.		3	12							120	H	William & Mary		1	5			
8	A	Florida St.		3	0							138	A	UNCW		4	5			
8	A	Florida St.		3	11							138	A	UNCW		1	10			
16	A	Virginia		4	9							138	A	UNCW		4	10			
16	H	Virginia		2	4							169	H	Fairfield		4	3			
												169	H	Fairfield		5	4			
												169	H	Fairfield		2	1			
												190	H	George Washington		11	2			
												190	H	George Washington		10	2			
												190	H	George Washington		2	4			
												190	N	George Washington		9	4			
												194	A	Fordham		3	0			
												194	A	Fordham		3	2			
												194	A	Fordham		4	3			
												213	H	Saint Joseph's		7	6			
												213	H	Saint Joseph's		5	4			
												213	H	Saint Joseph's		6	8			
												214	A	VMI		11	4			
												214	H	VMI		5	4			
												238	A	Charleston So.		2	4			
												238	A	Charleston So.		13	4			
												238	A	Charleston So.		9	11			
												243	H	Oakland		10	1			
												243	H	Oakland		4	1			
												243	H	Oakland		5	2			
												250	A	Norfolk St.		8	3			
LAST 10 GAMES																				
						94	N	Davidson		4	11	257	A	Richmond		14	2			
						94	N	Davidson		4	8	257	A	Richmond		14	7			
						94	N	Davidson		7	3	79	H	Liberty		6	8			
						190	N	George Washington		9	4	79	H	Liberty		5	4			
						257	A	Richmond		4	1	51	A	Old Dominion		1	4			

Non-Div. I Games:

VCU

RPI	S	Opponent	Score	
250	H	Norfolk St.	5	2
254	A	Massachusetts	11	1
254	A	Massachusetts	8	0
254	A	Massachusetts	2	0
257	A	Richmond	14	2
257	A	Richmond	14	7
257	A	Richmond	4	1
258	H	Longwood	5	4
270	A	Dayton	6	7
270	A	Dayton	2	4
270	A	Dayton	9	1
281	H	La Salle	7	0
281	H	La Salle	8	1
281	H	La Salle	3	0

VCU

V
C
U

V
C
U

Average RPI Win:		124	WON-LOST RECORD		WINNING PCT. RANK		LAST 10 GAMES		STRENGTH OF SCHEDULE		OPP. STRENGTH OF SCHEDULE		TEAM RPI		ADJ RPI		CONF. RPI		ADJ CONF. RPI	
DIV. I ONLY			29-26-0		.52727 121		4-6-0		88		15		98		.51928 98		1		1	
DIV. I NON-CONF.			21-10-0		.67742 41		0-1-0		229		50		118		.51268 118		1		1	
TOTALS		RPI 1-25		RPI 26-50		W-L RECORDS		RPI 51-100		RPI 101-150		RPI 150+								
29-26-0		5-11-0		3-5-0		OVERALL		7-5-0		4-3-0		10-2-0								
19-13-0		3-6-0		1-2-0		HOME		4-2-0		2-2-0		9-1-0								
5-10-0		2-4-0		2-2-0		AWAY		1-3-0		0-1-0		0-0-0								
5-3-0		0-1-0		0-1-0		NEUTRAL		2-0-0		2-0-0		1-1-0								
21-10-0		0-1-0		1-1-0		NON-CONFERENCE		6-3-0		4-3-0		10-2-0								
15-5-0		0-0-0		0-0-0		HOME		4-2-0		2-2-0		9-1-0								
1-2-0		0-0-0		1-0-		AWAY		0-1-0		0-1-0		0-0-0								
5-3-0		0-1-0		0-1-0		NEUTRAL		2-0-0		2-0-0		1-1-0								
8-16-0		5-10-0		2-4-0		CONFERENCE		1-2-0		0-0-0		0-0-0								
4-8-0		3-6-0		1-2-0		HOME		0-0-0		0-0-0		0-0-0								
4-8-0		2-4-0		1-2-0		AWAY		1-2-0		0-0-0		0-0-0								
0-0-0		0-0-0		0-0-0		NEUTRAL		0-0-0		0-0-0		0-0-0								
RPI	S	Opponent		Score		RPI	S	Opponent		Score		RPI	S	Opponent		Score				
4	H	TCU		0 5		29	H	Oklahoma		9 7		54	A	Nebraska		1 11				
4	H	TCU		0 1		29	H	Oklahoma		5 11		54	H	Nebraska		1 6				
4	H	TCU		4 12		29	H	Oklahoma		0 3		66	A	Kansas		4 5				
7	H	Texas Tech		8 12		31	A	South Carolina		6 5		66	A	Kansas		10 3				
7	H	Texas Tech		4 7		46	N	St. John's (NY)		2 9		66	A	Kansas		4 6				
7	H	Texas Tech		5 3		48	A	Oklahoma St.		3 6		74	H	New Mexico		12 10				
12	N	Arkansas		5 6		48	A	Oklahoma St.		10 4		74	H	New Mexico		3 2				
17	A	Texas		5 6		48	A	Oklahoma St.		3 13		79	N	Liberty		4 3				
17	A	Texas		0 2								79	N	Liberty		8 2				
17	A	Texas		0 5								80	H	Iowa		5 4				
20	H	West Virginia		8 4								80	H	Iowa		3 0				
20	H	West Virginia		11 4								80	H	Iowa		11 12				
20	H	West Virginia		7 9																
24	A	Baylor		6 5																
24	A	Baylor		13 21																
24	A	Baylor		10 8																
						LAST 10 GAMES														
						24	A	Baylor		6 5		66	A	Kansas		4 6				
						24	A	Baylor		10 8		66	A	Kansas		4 5				
						24	A	Baylor		13 21		29	H	Oklahoma		0 3				
						146	A	Wichita St.		2 3		29	H	Oklahoma		9 7				
						66	A	Kansas		10 3		29	H	Oklahoma		5 11				

Non-Div. I Games:

Kansas St.

Average RPI Win: 210		WON-LOST RECORD		WINNING PCT. RANK		LAST 10 GAMES		STRENGTH OF SCHEDULE		OPP. STRENGTH OF SCHEDULE		TEAM RPI		ADJ RPI		CONF. RPI		ADJ CONF. RPI					
DIV. I ONLY		38-17-0		.69091 17		5-5-0		243		227		99		.5191 99		24		24					
DIV. I NON-CONF.		13-9-0		.59091 87		0-2-0		228		112		107		.51777 107		24		24					
TOTALS		RPI 1-25		RPI 26-50		W-L RECORDS		RPI 51-100		RPI 101-150		RPI 150+											
38-17-0		2-3-0		0-3-0		OVERALL		6-3-0		0-1-0		30-7-0											
22-5-0		0-0-0		0-0-0		HOME		3-1-0		0-0-0		19-4-0											
11-10-0		2-2-0		0-3-0		AWAY		1-2-0		0-1-0		8-2-0											
5-2-0		0-1-0		0-0-0		NEUTRAL		2-0-0		0-0-0		3-1-0											
13-9-0		2-3-0		0-3-0		NON-CONFERENCE		1-1-0		0-1-0		10-1-0											
5-1-0		0-0-0		0-0-0		HOME		1-1-0		0-0-0		4-0-0											
6-6-0		2-2-0		0-0-		AWAY		0-0-0		0-1-0		4-0-0											
2-2-0		0-1-0		0-0-0		NEUTRAL		0-0-0		0-0-0		2-1-0											
25-8-0		0-0-0		0-0-0		CONFERENCE		5-2-0		0-0-0		20-6-0											
17-4-0		0-0-0		0-0-0		HOME		2-0-0		0-0-0		15-4-0											
5-4-0		0-0-0		0-0-0		AWAY		1-2-0		0-0-0		4-2-0											
3-0-0		0-0-0		0-0-0		NEUTRAL		2-0-0		0-0-0		1-0-0											
RPI	S	Opponent		Score		RPI	S	Opponent		Score		RPI	S	Opponent		Score		RPI	S	Opponent		Score	
11	A	Southern Miss.		7	8	49	A	Missouri		2	7	76	H	Georgia Tech		0	3	114	A	New Orleans		5	8
18	A	Vanderbilt		2	6	49	A	Missouri		10	11	76	H	Georgia Tech		1	0	181	A	Northwestern		7	1
18	A	Vanderbilt		5	3	49	A	Missouri		4	6	100	A	Wright St.		4	6	181	A	Northwestern		9	2
18	A	Vanderbilt		5	2							100	A	Wright St.		5	2	181	H	Northwestern		3	0
21	N	Mississippi St.		4	5							100	A	Wright St.		2	3	212	A	Valparaiso		6	7
												100	H	Wright St.		6	3	212	A	Valparaiso		2	0
												100	H	Wright St.		5	0	212	H	Valparaiso		2	4
												100	N	Wright St.		4	1	212	H	Valparaiso		10	7
												100	N	Wright St.		4	2	212	H	Valparaiso		8	1
														218 A Northern Ky.						5		3	
														218 A Northern Ky.						2		6	
														218 H Northern Ky.						5		2	
														218 H Northern Ky.						4		0	
														218 H Northern Ky.						7		2	
														243 H Oakland						3		6	
														243 H Oakland						3		7	
														243 H Oakland						13		2	
														243 H Oakland						14		7	
														243 H Oakland						5		1	
														243 N Oakland						8		0	
														253 H Milwaukee						10		2	
														253 H Milwaukee						8		7	
														253 H Milwaukee						5		0	
														253 H Milwaukee						11		4	
														253 H Milwaukee						1		3	
														263 A Northern Ill.						17		3	
														263 H Northern Ill.						6		1	
LAST 10 GAMES																							
						21	N	Mississippi St.		4	5	100	A	Wright St.		5	2	253	H	Milwaukee		5	0
						11	A	Southern Miss.		7	8	100	A	Wright St.		2	3	253	H	Milwaukee		11	4
						100	N	Wright St.		4	2	100	A	Wright St.		4	6	253	H	Milwaukee		1	3
						100	N	Wright St.		4	1	212	A	Valparaiso		6	7	263	A	Northern Ill.		17	3
						243	N	Oakland		8	0	212	A	Valparaiso		2	0	263	H	Northern Ill.		6	1

Non-Div. I Games: Viterbo 9 2

Ill.-Chicago

RPI	S	Opponent	Score	
278	A	Youngstown St.	6	2
278	A	Youngstown St.	23	2
278	H	Youngstown St.	1	0
278	H	Youngstown St.	3	0
278	H	Youngstown St.	10	2
279	N	Grambling	9	3
284	A	Chicago St.	4	3
284	H	Chicago St.	7	0
284	H	Chicago St.	8	0
285	N	Prairie View	4	5
285	N	Prairie View	6	1

Ill.-Chicago

I
l
l
.
-
C
h
i
c
a
g
o

I
l
l
.
-
C
h
i
c
a
g
o

[illegible]

Non-Div. I Games:

Wright St.

Wright St.

Through Games Of June 27, 2017 (FINAL)

RPI	S	Opponent	Score	
243	N	Oakland	12	4
253	A	Milwaukee	3	4
253	A	Milwaukee	8	5
253	H	Milwaukee	4	0
253	H	Milwaukee	2	1
253	H	Milwaukee	5	3
262	A	USC Upstate	5	1
270	H	Dayton	5	4
270	H	Dayton	5	4
278	A	Youngstown St.	2	5
278	A	Youngstown St.	16	4
278	A	Youngstown St.	11	8
278	H	Youngstown St.	10	7
278	H	Youngstown St.	7	6

Wright St.

W
r
i
g
h
t
S
t
.

W
r
i
g
h
t
S
t
.

Average RPI Win:		170	WON-LOST RECORD		WINNING PCT. RANK		LAST 10 GAMES		STRENGTH OF SCHEDULE		OPP. STRENGTH OF SCHEDULE		TEAM RPI		ADJ RPI		CONF. RPI		ADJ CONF. RPI	
DIV. I ONLY			30-25-0		.54545 104		3-7-0		120		108		101		.51801 101		9		9	
DIV. I NON-CONF.			10-14-0		.41667 204		0-1-0		64		64		140		.50244 140		10		10	
TOTALS		RPI 1-25		RPI 26-50		W-L RECORDS		RPI 51-100		RPI 101-150		RPI 150+								
30-25-0		1-4-0		1-4-0		OVERALL		4-7-0		3-2-0		21-8-0								
11-15-0		0-2-0		1-3-0		HOME		4-6-0		2-1-0		4-3-0								
17-8-0		0-2-0		0-1-0		AWAY		0-1-0		0-0-0		17-4-0								
2-2-0		1-0-0		0-0-0		NEUTRAL		0-0-0		1-1-0		0-1-0								
10-14-0		1-4-0		1-4-0		NON-CONFERENCE		0-2-0		1-1-0		7-3-0								
3-8-0		0-2-0		1-3-0		HOME		0-1-0		0-0-0		2-2-0								
5-5-0		0-2-0		0-0-		AWAY		0-1-0		0-0-0		5-1-0								
2-1-0		1-0-0		0-0-0		NEUTRAL		0-0-0		1-1-0		0-0-0								
20-11-0		0-0-0		0-0-0		CONFERENCE		4-5-0		2-1-0		14-5-0								
8-7-0		0-0-0		0-0-0		HOME		4-5-0		2-1-0		2-1-0								
12-3-0		0-0-0		0-0-0		AWAY		0-0-0		0-0-0		12-3-0								
0-1-0		0-0-0		0-0-0		NEUTRAL		0-0-0		0-0-0		0-1-0								
RPI	S	Opponent		Score		RPI	S	Opponent		Score		RPI	S	Opponent		Score				
4	A	TCU		1	6	33	H	Texas A&M		3	2	52	A	DBU		7	12			
4	H	TCU		2	7	38	A	Sam Houston St.		2	14	52	H	DBU		7	9			
4	H	TCU		4	5	47	H	Louisiana Tech		3	7	55	H	Louisiana		5	4			
7	N	Texas Tech		5	1	47	H	Louisiana Tech		1	3	55	H	Louisiana		9	3			
17	A	Texas		1	4	47	H	Louisiana Tech		4	6	55	H	Louisiana		10	2			
												60	H	Coastal Caro.		0	5			
												60	H	Coastal Caro.		4	5			
												60	H	Coastal Caro.		1	4			
												87	H	Ga. Southern		3	2			
												87	H	Ga. Southern		5	9			
												87	H	Ga. Southern		3	4			
														108 H Troy		9	6			
														108 H Troy		5	13			
														108 H Troy		5	2			
														136 N Southeast Mo. St.		3	4			
														136 N Southeast Mo. St.		5	3			
														152 A SFA		1	2			
														152 A SFA		7	4			
														173 A Texas St.		12	5			
														173 A Texas St.		6	7			
														173 A Texas St.		6	7			
														180 A Arkansas St.		11	7			
														180 A Arkansas St.		2	0			
														180 A Arkansas St.		15	3			
														180 N Arkansas St.		2	4			
														183 A Appalachian St.		5	2			
														183 A Appalachian St.		6	5			
														183 A Appalachian St.		18	1			
														209 A A&M-Corpus Christi		8	6			
														209 A A&M-Corpus Christi		4	2			
														209 A A&M-Corpus Christi		7	3			
														214 A Georgia St.		1	2			
														214 A Georgia St.		7	1			
														214 A Georgia St.		10	7			
														224 H Little Rock		10	5			
														224 H Little Rock		2	0			
														224 H Little Rock		4	9			
														253 H Milwaukee		5	4			
LAST 10 GAMES				180 N Arkansas St.				2	4	60 H Coastal Caro.				0	5	214 A Georgia St.				
				173 A Texas St.				6	7	60 H Coastal Caro.				1	4	224 H Little Rock				
				173 A Texas St.				12	5	60 H Coastal Caro.				4	5	224 H Little Rock				
				173 A Texas St.				6	7	180 A Arkansas St.				2	0	224 H Little Rock				
				4 A TCU				1	6	180 A Arkansas St.				15	3	253 H Milwaukee				

Non-Div. I Games:

UT Arlington

RPI	S	Opponent	Score	
253	H	Milwaukee	2	5
253	H	Milwaukee	8	5
255	A	La.-Monroe	6	4
255	A	La.-Monroe	10	2
255	A	La.-Monroe	10	3
265	A	Abilene Christian	5	4
265	H	Abilene Christian	1	9

Average RPI Win: 156		WON-LOST RECORD	WINNING PCT. RANK	LAST 10 GAMES	STRENGTH OF SCHEDULE	OPP. STRENGTH OF SCHEDULE	TEAM RPI	ADJ RPI	CONF. RPI	ADJ CONF. RPI							
Average RPI Loss: 117																	
DIV. I ONLY		33-26-0	.55932 96	5-5-0	137	109	102	.51599 102	13	13							
DIV. I NON-CONF.		20-11-0	.64516 59	1-0-0	159	59	77	.53275 77	17	17							
<hr/>																	
TOTALS		RPI 1-25		RPI 26-50		W-L RECORDS		RPI 51-100		RPI 101-150		RPI 150+					
33-26-0		0-3-0		3-2-0		OVERALL		3-4-0		8-7-0		19-10-0					
20-10-0		0-0-0		2-2-0		HOME		0-0-0		7-4-0		11-4-0					
11-14-0		0-3-0		1-0-0		AWAY		2-4-0		0-2-0		8-5-0					
2-2-0		0-0-0		0-0-0		NEUTRAL		1-0-0		1-1-0		0-1-0					
20-11-0		0-3-0		3-2-0		NON-CONFERENCE		2-1-0		2-2-0		13-3-0					
13-5-0		0-0-0		2-2-0		HOME		0-0-0		2-0-0		9-3-0					
7-6-0		0-3-0		1-0-		AWAY		2-1-0		0-2-0		4-0-0					
0-0-0		0-0-0		0-0-0		NEUTRAL		0-0-0		0-0-0		0-0-0					
13-15-0		0-0-0		0-0-0		CONFERENCE		1-3-0		6-5-0		6-7-0					
7-5-0		0-0-0		0-0-0		HOME		0-0-0		5-4-0		2-1-0					
4-8-0		0-0-0		0-0-0		AWAY		0-3-0		0-0-0		4-5-0					
2-2-0		0-0-0		0-0-0		NEUTRAL		1-0-0		1-1-0		0-1-0					
RPI	S	Opponent		Score		RPI	S	Opponent		Score		RPI	S	Opponent		Score	
8	A	Florida St.		3	16	34	H	Indiana		6	5	66	A	Kansas		4	6
8	A	Florida St.		4	13	34	H	Indiana		5	3	66	A	Kansas		8	6
8	A	Florida St.		0	8	34	H	Indiana		5	10	66	A	Kansas		6	1
						39	A	Auburn		7	6	77	A	Mercer		2	4
						39	H	Auburn		15	16	77	A	Mercer		6	9
												77	A	Mercer		1	7
												77	N	Mercer		5	4
														</			

Non-Div. I Games:

Samford

Average RPI Win:	193	WON-LOST	WINNING	LAST 10	STRENGTH OF	OPP. STRENGTH	TEAM	ADJ	CONF.	ADJ CONF.			
Average RPI Loss:	146	RECORD	PCT. RANK	GAMES	SCHEDULE	OF SCHEDULE	RPI	RPI	RPI	RPI			
DIV. I ONLY		35-23-0	.60345	64	5-5-0	176	214	103	.51512	103	18	18	
DIV. I NON-CONF.		15-10-0	.6	82	0-1-0	212	252	135	.50492	135	19	19	
<hr/>													
TOTALS	RPI 1-25	RPI 26-50		W-L RECORDS		RPI 51-100		RPI 101-150		RPI 150+			
35-23-0	1-2-0	0-0-0		OVERALL		3-5-0		4-4-0		27-12-0			
21-5-0	0-0-0	0-0-0		HOME		0-0-0		3-1-0		18-4-0			
9-14-0	1-2-0	0-0-0		AWAY		2-2-0		1-3-0		5-7-0			
5-4-0	0-0-0	0-0-0		NEUTRAL		1-3-0		0-0-0		4-1-0			
15-10-0	1-2-0	0-0-0		NON-CONFERENCE		1-3-0		0-2-0		13-3-0			
9-2-0	0-0-0	0-0-0		HOME		0-0-0		0-1-0		9-1-0			
3-6-0	1-2-0	0-0-		AWAY		0-1-0		0-1-0		2-2-0			
3-2-0	0-0-0	0-0-0		NEUTRAL		1-2-0		0-0-0		2-0-0			
20-13-0	0-0-0	0-0-0		CONFERENCE		2-2-0		4-2-0		14-9-0			
12-3-0	0-0-0	0-0-0		HOME		0-0-0		3-0-0		9-3-0			
6-8-0	0-0-0	0-0-0		AWAY		2-1-0		1-2-0		3-5-0			
2-2-0	0-0-0	0-0-0		NEUTRAL		0-1-0		0-0-0		2-1-0			
RPI S	Opponent	Score		RPI S	Opponent	Score		RPI S	Opponent	Score			
6 A	Louisville	2	20			59 A	Tennessee	3	4	111 A	Jacksonville St.	3	10
20 A	West Virginia	1	5			63 N	Jacksonville	0	6	111 A	Jacksonville St.	11	8
21 A	Mississippi St.	13	8			63 N	Jacksonville	5	2	111 A	Jacksonville St.	1	8
						80 N	Iowa	7	14	134 A	Marshall	3	4
						88 A	Tennessee Tech	4	1	134 H	Marshall	11	13
						88 A	Tennessee Tech	6	3	136 H	Southeast Mo. St.	3	2
						88 A	Tennessee Tech	8	11	136 H	Southeast Mo. St.	17	5
						88 N	Tennessee Tech	6	8	136 H	Southeast Mo. St.	12	9
										160 A	Belmont	6	5
										160 A	Belmont	2	4
										160 A	Belmont	4	3
										160 N	Belmont	6	11
										170 A	Austin Peay	12	3
										170 A	Austin Peay	1	3
										170 N	Austin Peay	9	4
										177 H	Murray St.	19	7
										177 H	Murray St.	15	11
										177 H	Murray St.	11	12
										177 N	Murray St.	12	6
										185 A	Ohio	3	1
										185 H	Ohio	15	14
										198 H	Eastern Ill.	16	15
										198 H	Eastern Ill.	8	9
										198 H	Eastern Ill.	7	14
										205 N	Alabama St.	8	1
										205 N	Alabama St.	7	5
										221 A	UT Martin	6	18
LAST 10 GAMES													
160 N	Belmont	6	11	88 A	Tennessee Tech	6	3	198 H	Eastern Ill.				
88 N	Tennessee Tech	6	8	88 A	Tennessee Tech	4	1	198 H	Eastern Ill.				
177 N	Murray St.	12	6	59 A	Tennessee	3	4	205 N	Alabama St.				
170 N	Austin Peay	9	4	177 H	Murray St.	11	12	205 N	Alabama St.				
88 A	Tennessee Tech	8	11	177 H	Murray St.	19	7	221 A	UT Martin				

Non-Div. I Games: West Va. Tech 19 6

Morehead St.

More heads.
st.

M
o
r
e
h
e
a
d
s
t
.

Morehead St.

Average RPI Win: 183		WON-LOST RECORD		WINNING PCT. RANK		LAST 10 GAMES		STRENGTH OF SCHEDULE		OPP. STRENGTH OF SCHEDULE		TEAM RPI		ADJ RPI		CONF. RPI		ADJ CONF. RPI	
DIV. I ONLY		33-25-0		.56897 89		6-4-0		157		134		104		.51476 104		12		12	
DIV. I NON-CONF.		16-8-0		.66667 44		2-0-0		163		200		71		.53749 71		12		12	
TOTALS		RPI 1-25		RPI 26-50		W-L RECORDS		RPI 51-100		RPI 101-150		RPI 150+							
33-25-0		1-2-0		5-10-0		OVERALL		0-0-0		5-7-0		22-6-0							
23-6-0		0-0-0		1-0-0		HOME		0-0-0		4-4-0		18-2-0							
10-17-0		1-2-0		4-9-0		AWAY		0-0-0		1-2-0		4-4-0							
0-2-0		0-0-0		0-1-0		NEUTRAL		0-0-0		0-1-0		0-0-0							
16-8-0		1-2-0		3-2-0		NON-CONFERENCE		0-0-0		2-0-0		10-4-0							
11-2-0		0-0-0		1-0-0		HOME		0-0-0		2-0-0		8-2-0							
5-6-0		1-2-0		2-0-		AWAY		0-0-0		0-0-0		2-2-0							
0-0-0		0-0-0		0-0-0		NEUTRAL		0-0-0		0-0-0		0-0-0							
17-17-0		0-0-0		2-8-0		CONFERENCE		0-0-0		3-7-0		12-2-0							
12-4-0		0-0-0		0-0-0		HOME		0-0-0		2-4-0		10-0-0							
5-11-0		0-0-0		2-7-0		AWAY		0-0-0		1-2-0		2-2-0							
0-2-0		0-0-0		0-1-0		NEUTRAL		0-0-0		0-1-0		0-0-0							
RPI	S	Opponent		Score		RPI	S	Opponent		Score		RPI	S	Opponent		Score			
3	A	LSU		4	10	30	A	Southeastern La.		13	5	114	A	New Orleans		0	6		
17	A	Texas		5	9	30	A	Southeastern La.		5	6	114	A	New Orleans		9	1		
24	A	Baylor		11	1	30	A	Southeastern La.		1	4	114	A	New Orleans		0	2		
						38	A	Sam Houston St.		4	9	118	H	Houston Baptist		1	2		
						38	A	Sam Houston St.		4	6	118	H	Houston Baptist		10	4		
						38	A	Sam Houston St.		1	3	118	H	Houston Baptist		2	7		
						41	A	Rice		8	9	118	N	Houston Baptist		5	8		
						41	H	Rice		10	4	142	H	Illinois		2	1		
						45	A	McNeese		2	10	142	H	Illinois		15	9		
						45	A	McNeese		4	1	143	H	Nicholls St.		7	5		
						45	A	McNeese		6	16	143	H	Nicholls St.		4	5		
						45	N	McNeese		5	7	143	H	Nicholls St.		0	2		
						48	A	Oklahoma St.		5	6	152	H	SFA		9	4		
						48	A	Oklahoma St.		7	6	152	H	SFA		14	8		
						48	A	Oklahoma St.		6	2	152	H	SFA		10	5		
												169	H	Fairfield		6	7		
												169	H	Fairfield		5	1		
												169	H	Fairfield		19	9		
												169	H	Fairfield		2	6		
												209	H	A&M-Corpus Christi		6	4		
												209	H	A&M-Corpus Christi		8	2		
												209	H	A&M-Corpus Christi		4	2		
						118	N	Houston Baptist		5	8	241	A	Northwestern St.		9	11		
						45	N	McNeese		5	7	241	H	Northwestern St.		12	6		
						45	A	McNeese		6	16	251	A	UTRGV		5	1		
						45	A	McNeese		4	1	251	A	UTRGV		5	6		
						45	A	McNeese		2	10	251	A	UTRGV		1	3		

Non-Div. I Games:

Lamar University

RPI	S	Opponent	Score	
253	H	Milwaukee	6	0
253	H	Milwaukee	2	1
265	A	Abilene Christian	17	11
265	A	Abilene Christian	13	8
265	A	Abilene Christian	0	9
267	H	Texas Southern	3	2
267	H	Texas Southern	5	2
273	H	Incarnate Word	9	6
273	H	Incarnate Word	3	1
273	H	Incarnate Word	5	2
279	H	Grambling	11	2
285	H	Prairie View	15	7
291	A	Southern U.	10	1

Lamar University

L
a
m
a
r
U
n
i
v
e
r
s
i
t
y

L
a
m
a
r
U
n
i
v
e
r
s
i
t
y

Average RPI Win:		155	WON-LOST RECORD		WINNING PCT. RANK		LAST 10 GAMES		STRENGTH OF SCHEDULE		OPP. STRENGTH OF SCHEDULE		TEAM RPI		ADJ RPI		CONF. RPI		ADJ CONF. RPI			
DIV. I ONLY			28-28-0		.5		152	4-6-0		92		146		105		.51451		105	13		13	
DIV. I NON-CONF.			13-18-0		.41935		202	2-4-0		85		142		142		.50215		142	17		17	
TOTALS		RPI 1-25		RPI 26-50		W-L RECORDS		RPI 51-100		RPI 101-150		RPI 150+										
28-28-0		0-1-0		1-3-0		OVERALL		6-5-0		5-10-0		16-9-0										
13-10-0		0-0-0		0-0-0		HOME		1-2-0		2-5-0		10-3-0										
14-13-0		0-1-0		1-1-0		AWAY		5-3-0		3-4-0		5-4-0										
1-5-0		0-0-0		0-2-0		NEUTRAL		0-0-0		0-1-0		1-2-0										
13-18-0		0-1-0		1-3-0		NON-CONFERENCE		4-5-0		3-2-0		5-7-0										
5-6-0		0-0-0		0-0-0		HOME		1-2-0		2-2-0		2-2-0										
7-9-0		0-1-0		1-0-		AWAY		3-3-0		1-0-0		2-4-0										
1-3-0		0-0-0		0-2-0		NEUTRAL		0-0-0		0-0-0		1-1-0										
15-10-0		0-0-0		0-0-0		CONFERENCE		2-0-0		2-8-0		11-2-0										
8-4-0		0-0-0		0-0-0		HOME		0-0-0		0-3-0		8-1-0										
7-4-0		0-0-0		0-0-0		AWAY		2-0-0		2-4-0		3-0-0										
0-2-0		0-0-0		0-0-0		NEUTRAL		0-0-0		0-1-0		0-1-0										
RPI	S	Opponent		Score		RPI	S	Opponent		Score		RPI	S	Opponent		Score						
15	A	Clemson		5	11	27	A	North Carolina St.		9	8	54	A	Nebraska		5	2					
						46	N	St. John's (NY)		3	14	54	A	Nebraska		8	2					
						46	N	St. John's (NY)		1	9	54	A	Nebraska		0	10					
						49	A	Missouri		6	7	60	A	Coastal Caro.		5	4					
												77	A	Mercer		8	2					
												77	A	Mercer		3	2					
												81	A	East Carolina		4	5					
												92	H	Kent St.		1	2					
												92	H	Kent St.		10	16					
												92	H	Kent St.		10	2					
												95	A	Cincinnati		4	9					
												102	A	Samford		6	5					
												102	A	Samford		3	8					
												102	A	Samford		0	7					
												102	N	Samford		1	6					
												109	A	UNCG		2	8					
												109	A	UNCG		9	5					
												109	A	UNCG		4	5					
												115	H	Furman		2	5					
												115	H	Furman		7	8					
												115	H	Furman		5	6					
												134	H	Marshall		6	10					
												134	H	Marshall		20	15					
												134	H	Marshall		8	0					
												135	A	Presbyterian		9	6					
												135	H	Presbyterian		0	6					
												156	A	Kennesaw St.		1	7					
												156	H	Kennesaw St.		3	12					
												163	A	Ball St.		7	4					
												163	A	Ball St.		10	2					
												163	A	Ball St.		6	13					
												165	H	Wofford		9	3					
												165	H	Wofford		10	7					
												165	H	Wofford		3	18					
												171	A	ETSU		5	4					
												171	A	ETSU		9	6					
												171	A	ETSU		11	6					
												171	N	ETSU		6	8					
LAST 10 GAMES																						
												102	N	Samford		1	6					
												171	N	ETSU		6	8					
												77	A	Mercer		3	2					
												77	A	Mercer		8	2					
												135	H	Presbyterian		0	6					
												163	A	Ball St.		6	13					
												163	A	Ball St.		7	4					
												163	A	Ball St.		10	2					
												95	A	Cincinnati		4	9					
												156	A	Kennesaw St.		1	7					

Non-Div. I Games:

Western Caro.

RPI	S	Opponent	Score	
183	N	Appalachian St.	3	7
186	A	Gardner-Webb	5	7
186	H	Gardner-Webb	13	15
196	N	N.C. A&T	16	7
197	A	UNC Asheville	3	5
214	H	VMI	19	3
214	H	VMI	9	1
214	H	VMI	10	5
239	H	The Citadel	6	0
239	H	The Citadel	4	3
239	H	The Citadel	14	1
287	H	Savannah St.	9	2
287	H	Savannah St.	21	1

Western Caro.

W
e
s
t
e
r
n
C
a
r
o
.

W
e
s
t
e
r
n
C
a
r
o
.

Average RPI Win: 117		WON-LOST	WINNING	LAST 10	STRENGTH OF		OPP. STRENGTH	TEAM	ADJ	CONF.	ADJ CONF.
Average RPI Loss: 62		RECORD	PCT. RANK	GAMES	SCHEDULE		OF SCHEDULE	RPI	RPI	RPI	RPI
DIV. I ONLY		23-32-0	.41818	222	23		49	106	.51389	106	5
DIV. I NON-CONF.		14-9-0	.6087	74	15		106	51	.55007	51	4
TOTALS		RPI 1-25	RPI 26-50		W-L RECORDS		RPI 51-100		RPI 101-150		RPI 150+
23-32-0		5-9-0	1-5-0		OVERALL		4-14-0		5-2-0		8-2-0
17-16-0		4-7-0	0-4-0		HOME		2-4-0		4-0-0		7-1-0
6-16-0		1-2-0	1-1-0		AWAY		2-10-0		1-2-0		1-1-0
0-0-0		0-0-0	0-0-0		NEUTRAL		0-0-0		0-0-0		0-0-0
14-9-0		4-4-0	0-1-0		NON-CONFERENCE		1-2-0		1-0-0		8-2-0
12-6-0		3-2-0	0-1-0		HOME		1-2-0		1-0-0		7-1-0
2-3-0		1-2-0	0-0-0		AWAY		0-0-0		0-0-0		1-1-0
0-0-0		0-0-0	0-0-0		NEUTRAL		0-0-0		0-0-0		0-0-0
9-23-0		1-5-0	1-4-0		CONFERENCE		3-12-0		4-2-0		0-0-0
5-10-0		1-5-0	0-3-0		HOME		1-2-0		3-0-0		0-0-0
4-13-0		0-0-0	1-1-0		AWAY		2-10-0		1-2-0		0-0-0
0-0-0		0-0-0	0-0-0		NEUTRAL		0-0-0		0-0-0		0-0-0
RPI S	Opponent	Score	RPI S	Opponent	Score	RPI S	Opponent	Score	RPI S	Opponent	Score
1 H	Oregon St.	1 10	28 A	Arizona	14 13	64 A	California	4 6	123 H	Washington St.	5 4
1 H	Oregon St.	0 4	28 A	Arizona	2 11	64 A	California	6 9	123 H	Washington St.	10 7
1 H	Oregon St.	0 2	28 H	Arizona	5 9	64 A	California	2 10	123 H	Washington St.	6 5
4 A	TCU	4 8	28 H	Arizona	5 6	65 H	UCLA	3 9	125 H	New Mexico St.	12 5
4 A	TCU	2 5	28 H	Arizona	1 3	65 H	UCLA	5 4	144 A	Southern California	4 5
4 A	TCU	13 9	48 H	Oklahoma St.	4 18	65 H	UCLA	4 17	144 A	Southern California	4 7
13 H	Stanford	9 6				67 H	Loyola Marymount	5 8	144 A	Southern California	7 0
13 H	Stanford	8 13				67 H	Loyola Marymount	2 1	167 H	CSU Bakersfield	12 6
13 H	Stanford	5 7				67 H	Loyola Marymount	2 3	167 H	CSU Bakersfield	4 2
14 H	Long Beach St.	8 5				69 A	Utah	4 7	167 H	CSU Bakersfield	6 8
14 H	Long Beach St.	7 6				69 A	Utah	0 2	181 H	Northwestern	6 2
14 H	Long Beach St.	9 4				69 A	Utah	10 11	181 H	Northwestern	3 1
25 H	Cal St. Fullerton	4 10				83 A	Washington	0 4	181 H	Northwestern	4 3
25 H	Cal St. Fullerton	4 13				83 A	Washington	8 5	259 A	UNLV	12 13
						83 A	Washington	0 4	259 H	UNLV	5 3
						89 A	Oregon	4 3	259 H	UNLV	5 4
						89 A	Oregon	0 2	277 A	Seattle U	6 4
						89 A	Oregon	2 3			
LAST 10 GAMES											
			69 A	Utah	10 11	28 H	Arizona	5 6			
			69 A	Utah	4 7	277 A	Seattle U	6 4			
			69 A	Utah	0 2	83 A	Washington	0 4			
			28 H	Arizona	5 9	83 A	Washington	8 5			
			28 H	Arizona	1 3	83 A	Washington	0 4			

Non-Div. I Games:

Arizona St.

Average RPI Win: 152		WON-LOST	WINNING	LAST 10	STRENGTH OF		OPP. STRENGTH	TEAM	ADJ		CONF.	ADJ CONF.
Average RPI Loss: 140		RECORD	PCT. RANK	GAMES	SCHEDULE		OF SCHEDULE	RPI	RPI		RPI	RPI
DIV. I ONLY		35-25-0	.58333	80	7-3-0		158	133	107		17	17
DIV. I NON-CONF.		14-11-0	.56	110	1-0-0		202	110	157		14	14
TOTALS		RPI 1-25	RPI 26-50		W-L RECORDS		RPI 51-100		RPI 101-150		RPI 150+	
35-25-0		0-0-0	1-0-0		OVERALL		11-12-0		5-3-0		18-10-0	
20-11-0		0-0-0	1-0-0		HOME		6-4-0		2-3-0		11-4-0	
12-12-0		0-0-0	0-0-0		AWAY		3-6-0		3-0-0		6-6-0	
3-2-0		0-0-0	0-0-0		NEUTRAL		2-2-0		0-0-0		1-0-0	
14-11-0		0-0-0	1-0-0		NON-CONFERENCE		2-5-0		5-3-0		6-3-0	
10-6-0		0-0-0	1-0-0		HOME		2-2-0		2-3-0		5-1-0	
4-5-0		0-0-0	0-0-		AWAY		0-3-0		3-0-0		1-2-0	
0-0-0		0-0-0	0-0-0		NEUTRAL		0-0-0		0-0-0		0-0-0	
21-14-0		0-0-0	0-0-0		CONFERENCE		9-7-0		0-0-0		12-7-0	
10-5-0		0-0-0	0-0-0		HOME		4-2-0		0-0-0		6-3-0	
8-7-0		0-0-0	0-0-0		AWAY		3-3-0		0-0-0		5-4-0	
3-2-0		0-0-0	0-0-0		NEUTRAL		2-2-0		0-0-0		1-0-0	
RPI S	Opponent	Score	RPI S	Opponent	Score	RPI S	Opponent	Score	RPI S	Opponent	Score	
			50 H	Gonzaga	9 2	73 A	San Diego St.	3 13	110 A	Cal Poly	6 3	
						73 A	San Diego St.	4 0	110 H	Cal Poly	12 8	
						73 A	San Diego St.	11 2	137 A	San Francisco	6 3	
						73 H	San Diego St.	4 5	137 H	San Francisco	6 7	
						73 H	San Diego St.	8 7	150 A	UC Riverside	7 5	
						73 H	San Diego St.	0 12	150 H	UC Riverside	3 4	
						73 N	San Diego St.	12 1	150 H	UC Riverside	4 6	
						73 N	San Diego St.	3 5	150 H	UC Riverside	5 4	
						73 N	San Diego St.	10 18	178 A	Sacramento St.	9 0	
						74 A	New Mexico	2 6	178 H	Sacramento St.	9 2	
						74 A	New Mexico	2 1	191 H	Eastern Mich.	11 15	
						74 A	New Mexico	4 24	191 H	Eastern Mich.	10 2	
						74 H	New Mexico	15 9	191 H	Eastern Mich.	6 3	
						74 H	New Mexico	9 3	195 A	Pepperdine	7 8	
						74 H	New Mexico	16 2	195 H	Pepperdine	5 2	
						74 N	New Mexico	11 5	202 A	Air Force	5 14	
						78 A	Michigan St.	2 8	202 A	Air Force	10 8	
						78 A	Michigan St.	4 10	202 A	Air Force	15 7	
						78 A	Michigan St.	5 9	202 H	Air Force	7 5	
						89 H	Oregon	1 13	202 H	Air Force	5 10	
									202 H	Air Force	8 7	
									206 A	Nevada	3 7	
									206 A	Nevada	27 5	
									206 A	Nevada	4 5	
									206 H	Nevada	8 10	
									206 H	Nevada	3 2	
									206 H	Nevada	9 5	
LAST 10 GAMES												
			73 N	San Diego St.	3 5							
			74 N	New Mexico	11 5							
			73 N	San Diego St.	12 1							
			206 N	Nevada	15 5							
			73 N	San Diego St.	10 18							

Non-Div. I Games:

Fresno St.

**F
r
e
s
n
o
s
t
.**

F
r
e
s
n
o
s
t
.

Fresno St.

[illegible]

Non-Div. I Games:

Troy

RPI	S	Opponent	Score	
255	H	La.-Monroe	8	3
255	H	La.-Monroe	10	9
255	H	La.-Monroe	9	1
271	H	Hofstra	7	1
271	H	Hofstra	16	7
271	H	Hofstra	5	9
271	H	Hofstra	4	0

Troy

T
r
o
y

T
r
o
y

RPI	S	Opponent	Score	
187	H	Princeton	3	5
196	N	N.C. A&T	5	4
197	H	UNC Asheville	14	3
210	A	Elon	10	3
210	H	Elon	12	8
214	A	VMI	3	7
214	A	VMI	7	8
214	A	VMI	8	5
239	H	The Citadel	15	5
239	H	The Citadel	8	2
239	H	The Citadel	2	5
290	H	UMES	18	4
290	H	UMES	4	2
290	H	UMES	11	3
292	H	Lafayette	11	8
292	H	Lafayette	8	7
292	H	Lafayette	14	2
292	H	Lafayette	25	7

UNCG

RPI	S	Opponent	Score	
244	A	Pacific	3	8
244	A	Pacific	0	2
244	A	Pacific	0	16
261	A	Santa Clara	11	7
261	H	Santa Clara	15	0

Cal Poly

C
a
l
P
o
l
y

C
a
l
P
o
l
y

Average RPI Win:	172	WON-LOST RECORD	WINNING PCT. RANK	LAST 10 GAMES	STRENGTH OF SCHEDULE	OPP. STRENGTH OF SCHEDULE	TEAM RPI	ADJ RPI	CONF. RPI	ADJ CONF. RPI		
DIV. I ONLY		30-26-0	.53571	113	5-5-0	154	175	111	.51335	111	18	18
DIV. I NON-CONF.		13-11-0	.54167	121	0-2-0	156	137	81	.52989	81	19	19
<hr/>												
TOTALS	RPI 1-25	RPI 26-50		W-L RECORDS		RPI 51-100		RPI 101-150		RPI 150+		
30-26-0	0-0-0	0-1-0		OVERALL		5-4-0		5-6-0		20-15-0		
13-7-0	0-0-0	0-0-0		HOME		2-1-0		3-2-0		8-4-0		
17-17-0	0-0-0	0-1-0		AWAY		3-3-0		2-3-0		12-10-0		
0-2-0	0-0-0	0-0-0		NEUTRAL		0-0-0		0-1-0		0-1-0		
13-11-0	0-0-0	0-1-0		NON-CONFERENCE		3-3-0		2-2-0		8-5-0		
3-2-0	0-0-0	0-0-0		HOME		0-0-0		1-1-0		2-1-0		
10-9-0	0-0-0	0-0-		AWAY		3-3-0		1-1-0		6-4-0		
0-0-0	0-0-0	0-0-0		NEUTRAL		0-0-0		0-0-0		0-0-0		
17-15-0	0-0-0	0-0-0		CONFERENCE		2-1-0		3-4-0		12-10-0		
10-5-0	0-0-0	0-0-0		HOME		2-1-0		2-1-0		6-3-0		
7-8-0	0-0-0	0-0-0		AWAY		0-0-0		1-2-0		6-6-0		
0-2-0	0-0-0	0-0-0		NEUTRAL		0-0-0		0-1-0		0-1-0		
<hr/>												
RPI S	Opponent	Score	RPI S	Opponent	Score	RPI S	Opponent	Score	RPI S	Opponent	Score	
			39 A	Auburn	1 10	52 A	DBU	6 10	102 A	Samford	1 6	
						52 A	DBU	11 14	102 H	Samford	9 5	
						52 A	DBU	7 3	103 H	Morehead St.	10 3	
						86 A	FIU	12 6	103 H	Morehead St.	8 11	
						86 A	FIU	6 5	103 H	Morehead St.	8 1	
						86 A	FIU	0 5	108 A	Troy	4 3	
						88 H	Tennessee Tech	7 2	108 H	Troy	5 10	
						88 H	Tennessee Tech	8 3	136 A	Southeast Mo. St.	17 7	
						88 H	Tennessee Tech	6 22	136 A	Southeast Mo. St.	0 1	
									136 A	Southeast Mo. St.	6 7	
									136 N	Southeast Mo. St.	10 13	
									160 H	Belmont	5 10	
									160 H	Belmont	2 3	
									160 H	Belmont	9 4	
									170 A	Austin Peay	0 4	
									170 A	Austin Peay	4 8	
									170 A	Austin Peay	5 6	
									170 N	Austin Peay	7 8	
									175 A	Alabama	2 1	
									175 A	Alabama	11 8	
									177 A	Murray St.	4 3	
									177 A	Murray St.	7 5	
									177 A	Murray St.	4 6	
									188 H	UAB	12 6	
									198 H	Eastern Ill.	7 6	
									198 H	Eastern Ill.	6 3	
									198 H	Eastern Ill.	5 7	
<hr/>												
LAST 10 GAMES												
			170 N	Austin Peay	7 8	102 A	Samford	1 6	177 A	Murray St.	4 6	
			136 N	Southeast Mo. St.	10 13	221 A	UT Martin	2 7	188 H	UAB	12 6	
			228 H	SIUE	8 4	221 A	UT Martin	8 5	198 H	Eastern Ill.	7 6	
			228 H	SIUE	3 1	221 A	UT Martin	5 4	198 H	Eastern Ill.	6 3	
			228 H	SIUE	8 2	205 A	Alabama St.	4 9	198 H	Eastern Ill.	5 7	

Non-Div. I Games:

Jacksonville St.

RPI	S	Opponent	Score	
200	A	Southern Ill.	4	5
200	A	Southern Ill.	8	6
200	A	Southern Ill.	7	0
205	A	Alabama St.	4	9
205	A	Alabama St.	3	4
205	H	Alabama St.	5	6
221	A	UT Martin	2	7
221	A	UT Martin	8	5
221	A	UT Martin	5	4
228	H	SIUE	3	1
228	H	SIUE	8	4
228	H	SIUE	8	2
242	A	Eastern Ky.	3	1
242	A	Eastern Ky.	7	10
242	A	Eastern Ky.	5	4
245	A	Western Ky.	3	2
245	A	Western Ky.	9	5
245	A	Western Ky.	4	14
274	H	Bowling Green	5	0

Jacksonville St.

J
a
c
k
s
o
n
v
i
l
l
e
s
t
.

J
a
c
k
s
o
n
v
i
l
l
e
s
t
.

Average RPI Win: 197		WON-LOST RECORD		WINNING PCT. RANK		LAST 10 GAMES		STRENGTH OF SCHEDULE		OPP. STRENGTH OF SCHEDULE		TEAM RPI		ADJ RPI		CONF. RPI		ADJ CONF. RPI	
DIV. I ONLY		32-23-0		.58182 83		7-3-0		181		263		112		.51276 112		26		26	
DIV. I NON-CONF.		13-15-0		.46429 170		0-2-0		99		238		122		.51167 122		25		25	
TOTALS		RPI 1-25		RPI 26-50		W-L RECORDS		RPI 51-100		RPI 101-150		RPI 150+							
32-23-0		1-2-0		0-0-0		OVERALL		1-2-0		4-1-0		26-18-0							
8-4-0		0-0-0		0-0-0		HOME		0-0-0		3-0-0		5-4-0							
13-12-0		1-2-0		0-0-0		AWAY		1-1-0		0-0-0		11-9-0							
11-7-0		0-0-0		0-0-0		NEUTRAL		0-1-0		1-1-0		10-5-0							
13-15-0		1-2-0		0-0-0		NON-CONFERENCE		1-2-0		0-1-0		11-10-0							
1-2-0		0-0-0		0-0-0		HOME		0-0-0		0-0-0		1-2-0							
6-7-0		1-2-0		0-0-		AWAY		1-1-0		0-0-0		4-4-0							
6-6-0		0-0-0		0-0-0		NEUTRAL		0-1-0		0-1-0		6-4-0							
19-8-0		0-0-0		0-0-0		CONFERENCE		0-0-0		4-0-0		15-8-0							
7-2-0		0-0-0		0-0-0		HOME		0-0-0		3-0-0		4-2-0							
7-5-0		0-0-0		0-0-0		AWAY		0-0-0		0-0-0		7-5-0							
5-1-0		0-0-0		0-0-0		NEUTRAL		0-0-0		1-0-0		4-1-0							
RPI S	Opponent		Score		RPI S	Opponent		Score		RPI S	Opponent		Score		RPI S	Opponent		Score	
2	A	Florida	6	10						61	N	Bethune-Cookman	2	4	145	N	Central Conn. St.	2	3
21	A	Mississippi St.	4	12						62	A	Binghamton	1	3	148	H	Canisius	10	7
21	A	Mississippi St.	9	8						96	A	VCU	15	6	148	H	Canisius	11	4
															148	H	Canisius	13	3
															148	N	Canisius	6	2
															166	N	Indiana St.	9	3
															166	N	Indiana St.	1	3
															169	A	Fairfield	3	1
															169	A	Fairfield	4	5
															169	A	Fairfield	3	1
															169	N	Fairfield	11	8
															171	A	Albany (NY)	9	6
															171	A	Albany (NY)	2	8
															171	H	Albany (NY)	2	1
															171	H	Albany (NY)	3	4
															179	H	Stony Brook	2	9
															182	N	UMass Lowell	6	5
															184	A	Hartford	16	18
															192	A	George Mason	3	1
															192	A	George Mason	9	10
															192	A	George Mason	4	1
															199	A	Holy Cross	6	2
															202	A	Navy	2	3
															204	N	Penn	4	5
															204	N	Penn	5	0
															204	N	Penn	4	3
															207	A	Monmouth	2	7
				LAST 10 GAMES															
				61	N	Bethune-Cookman	2	4	227	H	Siena	5	6	202	A	Navy	2	3	
				2	A	Florida	6	10	227	H	Siena	4	3	204	N	Penn	4	5	
				237	N	Iona	5	1	227	H	Siena	9	2	204	N	Penn	5	0	
				169	N	Fairfield	11	8	169	A	Fairfield	3	1	204	N	Penn	4	3	
				148	N	Canisius	6	2	169	A	Fairfield	3	1	207	A	Monmouth	2	7	

Non-Div. I Games:

Marist

Average RPI Win:	172	WON-LOST	WINNING	LAST 10	STRENGTH OF	OPP. STRENGTH	TEAM	ADJ	CONF.	ADJ CONF.		
Average RPI Loss:	105	RECORD	PCT. RANK	GAMES	SCHEDULE	OF SCHEDULE	RPI	RPI	RPI	RPI		
DIV. I ONLY		34-26-0	.56667	91	6-4-0	162	111	113	.51233	113	12	12
DIV. I NON-CONF.		14-11-0	.56	110	1-0-0	205	150	150	.49766	149	12	12
<hr/>												
TOTALS	RPI 1-25	RPI 26-50		W-L RECORDS		RPI 51-100		RPI 101-150		RPI 150+		
34-26-0	0-5-0	5-7-0		OVERALL		2-3-0		9-4-0		18-7-0		
20-9-0	0-0-0	3-3-0		HOME		1-2-0		5-2-0		11-2-0		
11-14-0	0-5-0	1-3-0		AWAY		1-1-0		2-1-0		7-4-0		
3-3-0	0-0-0	1-1-0		NEUTRAL		0-0-0		2-1-0		0-1-0		
<hr/>												
14-11-0	0-5-0	1-0-0		NON-CONFERENCE		2-3-0		1-0-0		10-3-0		
10-4-0	0-0-0	0-0-0		HOME		1-2-0		1-0-0		8-2-0		
4-6-0	0-5-0	1-0-		AWAY		1-1-0		0-0-0		2-0-0		
0-1-0	0-0-0	0-0-0		NEUTRAL		0-0-0		0-0-0		0-1-0		
<hr/>												
20-15-0	0-0-0	4-7-0		CONFERENCE		0-0-0		8-4-0		8-4-0		
10-5-0	0-0-0	3-3-0		HOME		0-0-0		4-2-0		3-0-0		
7-8-0	0-0-0	0-3-0		AWAY		0-0-0		2-1-0		5-4-0		
3-2-0	0-0-0	1-1-0		NEUTRAL		0-0-0		2-1-0		0-0-0		
<hr/>												
RPI S	Opponent	Score		RPI S	Opponent	Score		RPI S	Opponent	Score		
18 A	Vanderbilt	5	10	30 A	Southeastern La.	2	3	52 H	DBU	10	4	
18 A	Vanderbilt	1	9	30 A	Southeastern La.	3	10	52 H	DBU	0	4	
22 A	Missouri St.	3	5	30 A	Southeastern La.	3	10	52 H	DBU	1	7	
22 A	Missouri St.	0	5	38 H	Sam Houston St.	5	3	88 A	Tennessee Tech	10	6	
22 A	Missouri St.	0	4	38 H	Sam Houston St.	7	5	88 A	Tennessee Tech	6	11	
				38 H	Sam Houston St.	3	2					
				38 N	Sam Houston St.	4	9					
				45 H	McNeese	3	5					
				45 H	McNeese	3	5					
				45 H	McNeese	3	6					
				45 N	McNeese	5	3					
				48 A	Oklahoma St.	11	5					
<hr/>												
				LAST 10 GAMES								
				38 N	Sam Houston St.	4	9	143 H	Nicholls St.	5	4	
				118 N	Houston Baptist	3	0	143 H	Nicholls St.	7	6	
				118 N	Houston Baptist	2	6	143 H	Nicholls St.	0	5	
				45 N	McNeese	5	3	224 A	Little Rock	5	1	
				118 N	Houston Baptist	15	4	30 A	Southeastern La.	2	3	
								224 H	Little Rock	12	3	
								224 N	Little Rock	6	11	
								241 A	Northwestern St.	1	0	
								241 A	Northwestern St.	2	3	
								241 A	Northwestern St.	9	3	
								260 H	Evansville	16	9	

Non-Div. I Games:

Central Ark.

RPI	S	Opponent	Score	
260	H	Evansville	10	9
260	H	Evansville	3	9
265	H	Abilene Christian	2	1
265	H	Abilene Christian	16	8
265	H	Abilene Christian	10	2
273	A	Incarnate Word	15	10
273	A	Incarnate Word	8	9
273	A	Incarnate Word	3	5
283	A	Ark.-Pine Bluff	6	5
283	H	Ark.-Pine Bluff	9	3
293	H	Mississippi Val.	9	2

Central Ark.

C
e
n
t
r
a
l
A
r
k
.

C
e
n
t
r
a
l
A
r
k
.

[illegible]

Non-Div. I Games:

New Orleans

RPI	S	Opponent	Score	
273	A	Incarnate Word	9	2
273	A	Incarnate Word	15	7
273	A	Incarnate Word	9	10
279	N	Grambling	10	1
285	H	Prairie View	14	0
286	H	Alcorn	10	0
286	H	Alcorn	7	6
286	H	Alcorn	14	0
291	H	Southern U.	5	0

N
e
w
O
r
l
e
a
n
s

N
e
w
O
r
l
e
a
n
s

New Orleans

RPI	S	Opponent	Score	
186	A	Gardner-Webb	0	5
186	H	Gardner-Webb	27	10
196	H	N.C. A&T	10	11
196	H	N.C. A&T	17	2
196	H	N.C. A&T	7	3
197	H	UNC Asheville	12	1
207	H	Monmouth	12	5
207	H	Monmouth	2	4
207	H	Monmouth	10	6
214	A	Georgia St.	0	5
214	H	VMI	7	9
214	H	VMI	4	1
214	H	VMI	8	2
221	H	UT Martin	11	3
239	H	The Citadel	4	2
239	H	The Citadel	13	1
239	H	The Citadel	19	2
262	A	USC Upstate	7	4
262	H	USC Upstate	7	14
270	H	Dayton	9	3
270	H	Dayton	9	7
270	H	Dayton	11	12

Furman

F
u
r
m
a
n

F
u
r
m
a
n

Average RPI Win:	145	WON-LOST	WINNING	LAST 10	STRENGTH OF	OPP. STRENGTH	TEAM	ADJ	CONF.	ADJ CONF.	
Average RPI Loss:	139	RECORD	PCT. RANK	GAMES	SCHEDULE	OF SCHEDULE	RPI	RPI	RPI	RPI	
DIV. I ONLY	20-17-1	.53947	109	4-5-1	195	96	116	.51199	116	14	14
DIV. I NON-CONF.	9-8-1	.52778	129	1-0-1	187	24	87	.52603	87	9	9
<hr/>											
TOTALS	RPI 1-25	RPI 26-50		W-L RECORDS		RPI 51-100		RPI 101-150		RPI 150+	
20-17-1	0-0-0	5-5-0		OVERALL		1-1-0		3-1-0		11-10-1	
7-5-0	0-0-0	0-0-0		HOME		1-0-0		1-1-0		5-4-0	
11-11-1	0-0-0	5-5-0		AWAY		0-1-0		2-0-0		4-5-1	
2-1-0	0-0-0	0-0-0		NEUTRAL		0-0-0		0-0-0		2-1-0	
9-8-1	0-0-0	4-2-0		NON-CONFERENCE		1-1-0		0-0-0		4-5-1	
1-1-0	0-0-0	0-0-0		HOME		1-0-0		0-0-0		0-1-0	
6-6-1	0-0-0	4-0-		AWAY		0-1-0		0-0-0		2-3-1	
2-1-0	0-0-0	0-0-0		NEUTRAL		0-0-0		0-0-0		2-1-0	
11-9-0	0-0-0	1-3-0		CONFERENCE		0-0-0		3-1-0		7-5-0	
6-4-0	0-0-0	0-0-0		HOME		0-0-0		1-1-0		5-3-0	
5-5-0	0-0-0	1-3-0		AWAY		0-0-0		2-0-0		2-2-0	
0-0-0	0-0-0	0-0-0		NEUTRAL		0-0-0		0-0-0		0-0-0	
RPI	S	Opponent	Score	RPI	S	Opponent	Score	RPI	S	Opponent	Score
				26	A	UCF	4 1				
				26	A	UCF	0 15				
				26	A	UCF	4 3				
				36	A	Yale	7 2				
				36	A	Yale	0 8				
				36	A	Yale	3 11				
				36	A	Yale	1 6				
				43	A	Miami (FL)	5 0				
				43	A	Miami (FL)	2 3				
				43	A	Miami (FL)	1 0				

Non-Div. I Games: Chicago

19	11	Southern Me.	9	1
----	----	--------------	---	---

Dartmouth

Average RPI Win: 130		WON-LOST	WINNING	LAST 10	STRENGTH OF		OPP. STRENGTH	TEAM	ADJ		CONF.	ADJ CONF.			
Average RPI Loss: 83		RECORD	PCT. RANK	GAMES	SCHEDULE		OF SCHEDULE	RPI	RPI		RPI	RPI			
DIV. I ONLY		24-31-0	.43636	207	4-6-0		58	61	117		.51167	117	6	6	
DIV. I NON-CONF.		14-11-0	.56	110	1-1-0		59	68	61		.54504	61	6	6	
TOTALS		RPI 1-25	RPI 26-50		W-L RECORDS		RPI 51-100		RPI 101-150		RPI 150+				
24-31-0		0-6-0	4-5-0		OVERALL		5-13-0		4-1-0		11-6-0				
14-12-0		0-5-0	2-1-0		HOME		2-2-0		0-0-0		10-4-0				
10-19-0		0-1-0	2-4-0		AWAY		3-11-0		4-1-0		1-2-0				
0-0-0		0-0-0	0-0-0		NEUTRAL		0-0-0		0-0-0		0-0-0				
14-11-0		0-3-0	1-2-0		NON-CONFERENCE		4-2-0		2-0-0		7-4-0				
7-4-0		0-2-0	0-0-0		HOME		1-0-0		0-0-0		6-2-0				
7-7-0		0-1-0	1-0-		AWAY		3-2-0		2-0-0		1-2-0				
0-0-0		0-0-0	0-0-0		NEUTRAL		0-0-0		0-0-0		0-0-0				
10-20-0		0-3-0	3-3-0		CONFERENCE		1-11-0		2-1-0		4-2-0				
7-8-0		0-3-0	2-1-0		HOME		1-2-0		0-0-0		4-2-0				
3-12-0		0-0-0	1-2-0		AWAY		0-9-0		2-1-0		0-0-0				
0-0-0		0-0-0	0-0-0		NEUTRAL		0-0-0		0-0-0		0-0-0				
RPI	S	Opponent	Score	RPI	S	Opponent	Score	RPI	S	Opponent	Score	RPI	S	Opponent	Score
11	H	Southern Miss.	7 14	34	A	Indiana	5 3	51	H	Old Dominion	3 5	119	A	Memphis	6 5
11	H	Southern Miss.	9 13	34	A	Indiana	1 12	51	H	Old Dominion	8 9	119	A	Memphis	11 7
11	H	Southern Miss.	3 4	34	A	Indiana	0 6	51	H	Old Dominion	17 6	134	A	Marshall	6 4
18	A	Vanderbilt	7 17	41	A	Rice	3 5	57	A	Fla. Atlantic	6 7	134	A	Marshall	6 8
18	H	Vanderbilt	2 21	41	A	Rice	13 1	57	A	Fla. Atlantic	1 10	134	A	Marshall	8 6
22	H	Missouri St.	0 5	41	A	Rice	0 4	57	A	Fla. Atlantic	6 7	156	H	Kennesaw St.	5 19
				47	H	Louisiana Tech	6 3	58	A	Charlotte	2 10	156	H	Kennesaw St.	3 0
				47	H	Louisiana Tech	2 19	58	A	Charlotte	4 7	156	H	Kennesaw St.	9 7
				47	H	Louisiana Tech	9 8	58	A	Charlotte	5 12	160	A	Belmont	6 4
								59	A	Tennessee	7 4	160	H	Belmont	10 4
								87	A	Ga. Southern	5 8	170	A	Austin Peay	8 21
								87	A	Ga. Southern	6 5	170	H	Austin Peay	3 2
								87	A	Ga. Southern	6 7	181	H	Northwestern	11 4
								88	A	Tennessee Tech	18 7	188	H	UAB	18 3
								88	H	Tennessee Tech	11 9	188	H	UAB	13 3
								97	A	UTSA	2 3	188	H	UAB	11 10
								97	A	UTSA	7 14	216	A	Lipscomb	2 3
								97	A	UTSA	9 10	216	H	Lipscomb	2 16
												245	H	Western Ky.	3 10
												245	H	Western Ky.	10 9
												245	H	Western Ky.	2 4
												274	H	Bowling Green	20 8
LAST 10 GAMES															
				47	H	Louisiana Tech	9 8	41	A	Rice	13 1				
				47	H	Louisiana Tech	2 19	41	A	Rice	3 5				
				47	H	Louisiana Tech	6 3	88	H	Tennessee Tech	11 9				
				18	A	Vanderbilt	7 17	97	A	UTSA	9 10				
				41	A	Rice	0 4	97	A	UTSA	7 14				

Non-Div. I Games:

Middle Tenn.

[illegible]

Non-Div. I Games:

Houston Baptist

RPI	S	Opponent	Score	
256	H	LIU Brooklyn	11	5
256	H	LIU Brooklyn	2	4
265	H	Abilene Christian	8	7
265	H	Abilene Christian	10	3
265	H	Abilene Christian	9	4
267	H	Texas Southern	1	4
273	A	Incarnate Word	3	1
273	A	Incarnate Word	5	2
273	A	Incarnate Word	6	0

Houston Baptist

H
o
u
s
t
o
n
B
a
p
t
i
s
t

H
o
u
s
t
o
n
B
a
p
t
i
s
t

Average RPI Win: 145		WON-LOST	WINNING	LAST 10	STRENGTH OF	OPP. STRENGTH	TEAM	ADJ	CONF.	ADJ CONF.					
Average RPI Loss: 63		RECORD	PCT. RANK	GAMES	SCHEDULE	OF SCHEDULE	RPI	RPI	RPI	RPI					
DIV. I ONLY		30-29-0	.50847	149	4-6-0	86	69	119	.51125	119	4	4			
DIV. I NON-CONF.		21-11-0	.65625	51	1-0-0	148	171	99	.52048	99	5	5			
<hr/>															
TOTALS		RPI 1-25	RPI 26-50		W-L RECORDS		RPI 51-100		RPI 101-150		RPI 150+				
30-29-0		4-9-0	3-6-0		OVERALL		9-10-0		0-2-0		14-2-0				
19-16-0		2-5-0	1-0-0		HOME		5-7-0		0-2-0		11-2-0				
9-11-0		2-3-0	2-5-0		AWAY		3-3-0		0-0-0		2-0-0				
2-2-0		0-1-0	0-1-0		NEUTRAL		1-0-0		0-0-0		1-0-0				
21-11-0		2-4-0	2-0-0		NON-CONFERENCE		3-3-0		0-2-0		14-2-0				
15-8-0		0-1-0	1-0-0		HOME		3-3-0		0-2-0		11-2-0				
5-3-0		2-3-0	1-0-		AWAY		0-0-0		0-0-0		2-0-0				
1-0-0		0-0-0	0-0-0		NEUTRAL		0-0-0		0-0-0		1-0-0				
9-18-0		2-5-0	1-6-0		CONFERENCE		6-7-0		0-0-0		0-0-0				
4-8-0		2-4-0	0-0-0		HOME		2-4-0		0-0-0		0-0-0				
4-8-0		0-0-0	1-5-0		AWAY		3-3-0		0-0-0		0-0-0				
1-2-0		0-1-0	0-1-0		NEUTRAL		1-0-0		0-0-0		0-0-0				
RPI S	Opponent	Score		RPI S	Opponent	Score		RPI S	Opponent	Score		RPI S	Opponent	Score	
12 A	Arkansas	0	2	26 A	UCF	9	4	59 H	Tennessee	5	8	117 H	Middle Tenn.	7	11
12 A	Arkansas	7	16	26 A	UCF	4	7	59 H	Tennessee	4	1	117 H	Middle Tenn.	5	6
19 H	Houston	8	9	26 A	UCF	1	2	59 H	Tennessee	0	10	160 A	Belmont	6	0
19 H	Houston	10	8	37 A	Ole Miss	9	6	81 A	East Carolina	2	3	177 H	Murray St.	11	10
19 H	Houston	3	13	37 H	Ole Miss	2	1	81 A	East Carolina	7	3	180 A	Arkansas St.	2	1
19 N	Houston	5	6	42 A	UConn	7	10	81 A	East Carolina	4	11	180 H	Arkansas St.	4	11
21 H	Mississippi St.	3	8	42 A	UConn	2	6	82 H	Tulane	5	6	200 H	Southern Ill.	4	3
22 A	Missouri St.	6	5	42 A	UConn	0	4	82 H	Tulane	6	9	200 H	Southern Ill.	2	3
22 A	Missouri St.	5	9	42 N	UConn	5	7	82 H	Tulane	13	12	200 H	Southern Ill.	2	1
22 A	Missouri St.	5	4					87 H	Ga. Southern	6	7	221 N	UT Martin	7	6
23 H	South Fla.	5	1					87 H	Ga. Southern	5	2	268 H	Illinois St.	3	1
23 H	South Fla.	2	4					87 H	Ga. Southern	9	8	268 H	Illinois St.	5	4
23 H	South Fla.	6	11					95 A	Cincinnati	7	5	268 H	Illinois St.	12	11
								95 A	Cincinnati	7	5	286 H	Alcorn	18	7
								95 A	Cincinnati	3	4	291 H	Southern U.	5	3
								95 H	Cincinnati	1	2	291 H	Southern U.	9	5
								95 H	Cincinnati	6	13	291 H	Southern U.	11	1
								95 H	Cincinnati	9	4	293 H	Mississippi Val.	13	4
								95 N	Cincinnati	15	14				
LAST 10 GAMES															
42 N	UConn	5	7	82 H	Tulane	13	12	177 H	Murray St.	11	10				
95 N	Cincinnati	15	14	81 A	East Carolina	2	3								
19 N	Houston	5	6	81 A	East Carolina	7	3								
82 H	Tulane	5	6	81 A	East Carolina	4	11								
82 H	Tulane	6	9												

Non-Div. I Games:

Memphis

Average RPI Win:	191	WON-LOST RECORD	WINNING PCT. RANK	LAST 10 GAMES	STRENGTH OF SCHEDULE	OPP. STRENGTH OF SCHEDULE	TEAM RPI	ADJ RPI	CONF. RPI	ADJ CONF. RPI					
DIV. I ONLY		32-25-0	.5614	94	6-4-0	168	160	120	.51124	120	21	21			
DIV. I NON-CONF.		16-15-0	.51613	138	0-0-0	119	127	119	.51263	119	22	22			
<hr/>															
TOTALS	RPI 1-25	RPI 26-50		W-L RECORDS		RPI 51-100		RPI 101-150		RPI 150+					
32-25-0	0-4-0	2-2-0		OVERALL		4-2-0		6-7-0		20-10-0					
18-7-0	0-0-0	2-1-0		HOME		2-1-0		4-0-0		10-5-0					
10-16-0	0-4-0	0-1-0		AWAY		1-1-0		2-5-0		7-5-0					
4-2-0	0-0-0	0-0-0		NEUTRAL		1-0-0		0-2-0		3-0-0					
16-15-0	0-4-0	2-2-0		NON-CONFERENCE		4-2-0		1-1-0		9-6-0					
10-4-0	0-0-0	2-1-0		HOME		2-1-0		1-0-0		5-2-0					
3-11-0	0-4-0	0-0-		AWAY		1-1-0		0-1-0		2-4-0					
3-0-0	0-0-0	0-0-0		NEUTRAL		1-0-0		0-0-0		2-0-0					
16-10-0	0-0-0	0-0-0		CONFERENCE		0-0-0		5-6-0		11-4-0					
8-3-0	0-0-0	0-0-0		HOME		0-0-0		3-0-0		5-3-0					
7-5-0	0-0-0	0-0-0		AWAY		0-0-0		2-4-0		5-1-0					
1-2-0	0-0-0	0-0-0		NEUTRAL		0-0-0		0-2-0		1-0-0					
RPI	S	Opponent	Score	RPI	S	Opponent	Score	RPI	S	Opponent	Score				
2	A	Florida	4 5	36	H	Yale	10 3	51	A	Old Dominion	3 6	122	A	Virginia Tech	2 3
2	A	Florida	1 8	36	H	Yale	7 6	51	H	Old Dominion	6 11	122	H	Virginia Tech	19 10
2	A	Florida	6 11	44	A	Maryland	8 9	68	H	Rhode Island	11 2	127	A	Delaware	4 5
16	A	Virginia	3 11	44	H	Maryland	0 6	68	H	Rhode Island	7 3	127	A	Delaware	8 2
								68	N	Rhode Island	2 1	127	A	Delaware	5 8
								96	A	VCU	5 1	138	A	UNCW	1 11
												138	A	UNCW	10 9
												138	A	UNCW	5 6
												138	N	UNCW	2 6
												147	H	Col. of Charleston	6 4
												147	H	Col. of Charleston	2 0
												147	H	Col. of Charleston	7 6
												147	N	Col. of Charleston	6 7
												164	H	Northeastern	1 3
												164	H	Northeastern	3 6
												171	A	ETSU	3 15
												171	A	ETSU	6 8
												171	A	ETSU	3 9
												182	H	UMass Lowell	6 13
												192	A	George Mason	4 2
												207	N	Monmouth	6 5
												210	H	Elon	14 6
												210	H	Elon	6 7
												210	H	Elon	8 2
												210	N	Elon	5 2
												213	H	Saint Joseph's	2 3
												214	H	VMI	7 0
				LAST 10 GAMES											
				147	N	Col. of Charleston	6 7	271	A	Hofstra	5 4				
				138	N	UNCW	2 6	164	H	Northeastern	1 3				
				210	N	Elon	5 2	164	H	Northeastern	3 6				
				271	A	Hofstra	5 3	147	H	Col. of Charleston	2 0				
				271	A	Hofstra	7 5	147	H	Col. of Charleston	6 4				

Non-Div. I Games:

William & Mary

RPI	S	Opponent	Score	
240	H	James Madison	7	6
240	H	James Madison	14	8
240	H	James Madison	8	7
246	A	Towson	12	3
246	A	Towson	1	7
246	A	Towson	8	1
250	A	Norfolk St.	3	9
250	H	Norfolk St.	6	1
257	A	Richmond	11	10
270	N	Dayton	7	0
271	A	Hofstra	5	4
271	A	Hofstra	7	5
271	A	Hofstra	5	3
292	H	Lafayette	6	5
292	H	Lafayette	16	1
292	H	Lafayette	5	4

William & Mary

W
i
l
l
i
a
m
&
M
a
r
y

Average RPI Win: 147		WON-LOST	WINNING	LAST 10	STRENGTH OF		OPP. STRENGTH	TEAM	ADJ		CONF.	ADJ CONF.
Average RPI Loss: 61		RECORD	PCT. RANK	GAMES	SCHEDULE		OF SCHEDULE	RPI	RPI		RPI	RPI
DIV. I ONLY		26-32-0	.44828	193	3-7-0		46	58	121		3	3
DIV. I NON-CONF.		16-10-0	.61538	69	3-1-0		207	242	138		3	3
TOTALS		RPI 1-25	RPI 26-50		W-L RECORDS		RPI 51-100		RPI 101-150		RPI 150+	
26-32-0		1-16-0	2-3-0		OVERALL		8-6-0		2-3-0		13-4-0	
18-9-0		0-6-0	2-1-0		HOME		6-1-0		0-0-0		10-1-0	
4-15-0		1-8-0	0-1-0		AWAY		1-5-0		2-1-0		0-0-0	
4-8-0		0-2-0	0-1-0		NEUTRAL		1-0-0		0-2-0		3-3-0	
16-10-0		0-0-0	0-2-0		NON-CONFERENCE		3-2-0		0-2-0		13-4-0	
11-1-0		0-0-0	0-0-0		HOME		1-0-0		0-0-0		10-1-0	
1-3-0		0-0-0	0-0-		AWAY		1-2-0		0-0-0		0-0-0	
4-6-0		0-0-0	0-1-0		NEUTRAL		1-0-0		0-2-0		3-3-0	
10-22-0		1-16-0	2-1-0		CONFERENCE		5-4-0		2-1-0		0-0-0	
7-8-0		0-6-0	2-1-0		HOME		5-1-0		0-0-0		0-0-0	
3-12-0		1-8-0	0-0-0		AWAY		0-3-0		2-1-0		0-0-0	
0-2-0		0-2-0	0-0-0		NEUTRAL		0-0-0		0-0-0		0-0-0	
RPI S	Opponent	Score	RPI S	Opponent	Score	RPI S	Opponent	Score	RPI S	Opponent	Score	
6 H	Louisville	0 2	27 H	North Carolina St.	2 1	53 A	San Diego	2 6	131 A	Pittsburgh	10 5	
6 H	Louisville	1 5	27 H	North Carolina St.	2 9	68 N	Rhode Island	8 4	131 A	Pittsburgh	1 2	
6 H	Louisville	4 9	27 H	North Carolina St.	4 1	73 A	San Diego St.	6 7	131 A	Pittsburgh	4 3	
6 N	Louisville	3 10	40 A	Michigan	3 4	76 H	Georgia Tech	9 6	141 N	Saint Louis	6 8	
8 H	Florida St.	2 8	44 N	Maryland	3 4	76 H	Georgia Tech	4 3	141 N	Saint Louis	3 8	
8 H	Florida St.	3 8				76 H	Georgia Tech	4 3	158 N	Central Mich.	8 3	
8 H	Florida St.	1 5				78 H	Michigan St.	2 1	161 N	UC Irvine	4 18	
8 N	Florida St.	3 5				84 A	Boston College	7 8	170 H	Austin Peay	3 5	
10 A	Wake Forest	7 13				84 A	Boston College	9 10	170 H	Austin Peay	7 2	
10 A	Wake Forest	3 4				84 A	Boston College	2 6	170 H	Austin Peay	5 2	
10 A	Wake Forest	1 5				91 H	Duke	5 4	181 H	Northwestern	3 2	
15 A	Clemson	0 4				91 H	Duke	1 14	182 N	UMass Lowell	0 8	
15 A	Clemson	5 6				91 H	Duke	3 2	191 H	Eastern Mich.	5 0	
15 A	Clemson	1 4				94 A	Davidson	2 0	207 N	Monmouth	4 0	
16 A	Virginia	0 9							212 H	Valparaiso	10 3	
16 A	Virginia	4 14							223 H	Western Mich.	10 2	
16 A	Virginia	8 2							229 H	Toledo	8 3	
									263 H	Northern Ill.	12 1	
									268 H	Illinois St.	7 6	
									273 N	Incarnate Word	12 10	
									284 H	Chicago St.	7 4	
									292 N	Lafayette	2 10	
			LAST 10 GAMES									
	6 N	Louisville	3	10		223 H	Western Mich.	10	2			
	8 N	Florida St.	3	5		170 H	Austin Peay	3	5			
	84 A	Boston College	7	8		170 H	Austin Peay	7	2			
	84 A	Boston College	9	10		170 H	Austin Peay	5	2			
	84 A	Boston College	2	6		6 H	Louisville	4	9			

Non-Div. I Games:

Notre Dame

Average RPI Win: 131		WON-LOST	WINNING	LAST 10	STRENGTH OF	OPP. STRENGTH	TEAM	ADJ	CONF.	ADJ CONF.					
Average RPI Loss: 74		RECORD	PCT. RANK	GAMES	SCHEDULE	OF SCHEDULE	RPI	RPI	RPI	RPI					
DIV. I ONLY		23-32-0	.41818	222	3-7-0	47	43	122	.51063	122	3	3			
DIV. I NON-CONF.		14-11-0	.56	110	2-1-0	128	215	109	.51739	109	3	3			
<hr/>															
TOTALS		RPI 1-25	RPI 26-50		W-L RECORDS		RPI 51-100		RPI 101-150		RPI 150+				
23-32-0		4-9-0	0-6-0		OVERALL		6-8-0		3-5-0		10-4-0				
14-13-0		4-6-0	0-0-0		HOME		4-6-0		3-0-0		3-1-0				
9-19-0		0-3-0	0-6-0		AWAY		2-2-0		0-5-0		7-3-0				
0-0-0		0-0-0	0-0-0		NEUTRAL		0-0-0		0-0-0		0-0-0				
14-11-0		0-1-0	0-0-0		NON-CONFERENCE		1-4-0		3-2-0		10-4-0				
6-6-0		0-1-0	0-0-0		HOME		0-4-0		3-0-0		3-1-0				
8-5-0		0-0-0	0-0-		AWAY		1-0-0		0-2-0		7-3-0				
0-0-0		0-0-0	0-0-0		NEUTRAL		0-0-0		0-0-0		0-0-0				
9-21-0		4-8-0	0-6-0		CONFERENCE		5-4-0		0-3-0		0-0-0				
8-7-0		4-5-0	0-0-0		HOME		4-2-0		0-0-0		0-0-0				
1-14-0		0-3-0	0-6-0		AWAY		1-2-0		0-3-0		0-0-0				
0-0-0		0-0-0	0-0-0		NEUTRAL		0-0-0		0-0-0		0-0-0				
RPI	S	Opponent	Score	RPI	S	Opponent	Score	RPI	S	Opponent	Score	RPI	S	Opponent	Score
5	H	North Carolina	0 20	27	A	North Carolina St.	2 5	51	A	Old Dominion	8 4	120	A	William & Mary	10 19
5	H	North Carolina	4 9	27	A	North Carolina St.	6 8	62	H	Binghamton	8 9	120	H	William & Mary	3 2
5	H	North Carolina	8 4	27	A	North Carolina St.	2 14	62	H	Binghamton	5 12	131	A	Pittsburgh	2 8
8	H	Florida St.	2 9	43	A	Miami (FL)	1 3	62	H	Binghamton	1 2	131	A	Pittsburgh	2 3
8	H	Florida St.	17 0	43	A	Miami (FL)	2 4	62	H	Binghamton	5 6	131	A	Pittsburgh	5 9
8	H	Florida St.	13 12	43	A	Miami (FL)	5 7	76	H	Georgia Tech	8 4	134	A	Marshall	1 3
15	A	Clemson	3 8					76	H	Georgia Tech	4 6	134	H	Marshall	7 0
15	A	Clemson	1 12					76	H	Georgia Tech	3 13	148	H	Canisius	11 0
15	A	Clemson	3 6					84	H	Boston College	4 3	155	A	Radford	17 6
16	H	Virginia	7 5					84	H	Boston College	10 6	155	H	Radford	9 7
16	H	Virginia	2 3					84	H	Boston College	16 4	164	H	Northeastern	17 5
16	H	Virginia	9 10					91	A	Duke	7 5	171	A	ETSU	4 7
20	H	West Virginia	6 8					91	A	Duke	1 10	206	A	Nevada	24 10
								91	A	Duke	5 6	206	A	Nevada	8 5
												206	A	Nevada	4 7
												206	A	Nevada	8 7
												217	H	Niagara	8 3
												220	A	Campbell	2 7
												220	H	Campbell	8 15
												262	A	USC Upstate	8 2
												262	A	USC Upstate	9 8
												262	A	USC Upstate	11 3
				LAST 10 GAMES											
				43	A	Miami (FL)	5 7	5	H	North Carolina	8 4				
				43	A	Miami (FL)	2 4	5	H	North Carolina	4 9				
				43	A	Miami (FL)	1 3	164	H	Northeastern	17 5				
				51	A	Old Dominion	8 4	220	A	Campbell	2 7				
				5	H	North Carolina	0 20	27	A	North Carolina St.	2 14				

Non-Div. I Games:

Virginia Tech

Average RPI Win:	162	WON-LOST	WINNING	LAST 10	STRENGTH OF	OPP. STRENGTH	TEAM	ADJ	CONF.	ADJ CONF.
Average RPI Loss:	127	RECORD	PCT. RANK	GAMES	SCHEDULE	OF SCHEDULE	RPI	RPI	RPI	RPI

DIV. I ONLY	29-27-0	.51786	134	3-7-0	150	142	123	.5103	123	7	7
DIV. I NON-CONF.	17-13-0	.56667	101	1-1-0	236	246	133	.50614	133	7	7
TOTALS	RPI 1-25		RPI 26-50	W-L RECORDS		RPI 51-100			RPI 101-150		RPI 150+
29-27-0	0-1-0		2-5-0	OVERALL		4-4-0			8-3-0		15-14-0
10-10-0	0-0-0		2-4-0	HOME		1-0-0			5-0-0		2-6-0
18-15-0	0-1-0		0-0-0	AWAY		3-3-0			3-3-0		12-8-0
1-2-0	0-0-0		0-1-0	NEUTRAL		0-1-0			0-0-0		1-0-0
17-13-0	0-1-0		0-0-0	NON-CONFERENCE		1-0-0			4-1-0		12-11-0
4-4-0	0-0-0		0-0-0	HOME		1-0-0			2-0-0		1-4-0
12-9-0	0-1-0		0-0-	AWAY		0-0-0			2-1-0		10-7-0
1-0-0	0-0-0		0-0-0	NEUTRAL		0-0-0			0-0-0		1-0-0
12-14-0	0-0-0		2-5-0	CONFERENCE		3-4-0			4-2-0		3-3-0
6-6-0	0-0-0		2-4-0	HOME		0-0-0			3-0-0		1-2-0
6-6-0	0-0-0		0-0-0	AWAY		3-3-0			1-2-0		2-1-0
0-2-0	0-0-0		0-1-0	NEUTRAL		0-1-0			0-0-0		0-0-0

[illegible]

Non-Div. I Games:

Purdue

Purdue

Average RPI Win: 142		WON-LOST	WINNING	LAST 10	STRENGTH OF		OPP. STRENGTH	TEAM	ADJ	CONF.	ADJ CONF.
Average RPI Loss: 77		RECORD	PCT. RANK	GAMES	SCHEDULE		OF SCHEDULE	RPI	RPI	RPI	RPI
DIV. I ONLY		24-29-0	.45283	188	3-7-0		56	71	123	.5103	123
DIV. I NON-CONF.		14-9-0	.6087	74	0-0-0		109	236	79	.53191	79
TOTALS		RPI 1-25	RPI 26-50		W-L RECORDS		RPI 51-100		RPI 101-150		RPI 150+
24-29-0		0-7-0	1-4-0		OVERALL		10-9-0		1-5-0		12-4-0
18-10-0		0-3-0	1-3-0		HOME		6-3-0		0-0-0		11-1-0
6-19-0		0-4-0	0-1-0		AWAY		4-6-0		1-5-0		1-3-0
0-0-0		0-0-0	0-0-0		NEUTRAL		0-0-0		0-0-0		0-0-0
14-9-0		0-1-0	0-2-0		NON-CONFERENCE		2-2-0		0-0-0		12-4-0
11-2-0		0-0-0	0-1-0		HOME		0-0-0		0-0-0		11-1-0
3-7-0		0-1-0	0-0-		AWAY		2-2-0		0-0-0		1-3-0
0-0-0		0-0-0	0-0-0		NEUTRAL		0-0-0		0-0-0		0-0-0
10-20-0		0-6-0	1-2-0		CONFERENCE		8-7-0		1-5-0		0-0-0
7-8-0		0-3-0	1-2-0		HOME		6-3-0		0-0-0		0-0-0
3-12-0		0-3-0	0-0-0		AWAY		2-4-0		1-5-0		0-0-0
0-0-0		0-0-0	0-0-0		NEUTRAL		0-0-0		0-0-0		0-0-0
RPI S	Opponent	Score	RPI S	Opponent	Score	RPI S	Opponent	Score	RPI S	Opponent	Score
1 A	Oregon St.	3 14	28 H	Arizona	5 19	64 A	California	5 9	106 A	Arizona St.	4 5
1 A	Oregon St.	0 5	28 H	Arizona	9 3	64 A	California	2 12	106 A	Arizona St.	7 10
1 A	Oregon St.	3 4	28 H	Arizona	5 6	64 A	California	2 7	106 A	Arizona St.	5 6
13 H	Stanford	1 15	50 A	Gonzaga	4 9	65 H	UCLA	7 1	144 A	Southern California	3 12
13 H	Stanford	3 5	50 H	Gonzaga	3 7	65 H	UCLA	7 3	144 A	Southern California	4 1
13 H	Stanford	2 13				65 H	UCLA	2 12	144 A	Southern California	2 4
14 A	Long Beach St.	7 8				67 A	Loyola Marymount	3 7	152 H	SFA	10 5
						67 A	Loyola Marymount	7 4	152 H	SFA	7 3
						67 A	Loyola Marymount	6 3	152 H	SFA	4 2
						67 A	Loyola Marymount	5 18	176 H	CSUN	11 7
						69 A	Utah	5 4	176 H	CSUN	6 4
						69 A	Utah	1 2	176 H	CSUN	1 3
						69 A	Utah	10 1	176 H	CSUN	3 0
						83 H	Washington	5 4	178 A	Sacramento St.	4 6
						83 H	Washington	6 3	178 A	Sacramento St.	4 3
						83 H	Washington	1 7	178 A	Sacramento St.	2 10
						89 H	Oregon	6 5	244 A	Pacific	8 14
						89 H	Oregon	2 8	264 H	Utah Valley	9 3
						89 H	Oregon	2 1	264 H	Utah Valley	9 2
									264 H	Utah Valley	10 0
									264 H	Utah Valley	8 4
									277 H	Seattle U	9 4
			LAST 10 GAMES								
			13 H	Stanford	1 15	1 A	Oregon St.	3 4			
			13 H	Stanford	3 5	65 H	UCLA	2 12			
			13 H	Stanford	2 13	65 H	UCLA	7 3			
			1 A	Oregon St.	3 14	65 H	UCLA	7 1			
			1 A	Oregon St.	0 5	89 H	Oregon	6 5			

Non-Div. I Games:

Washington St.

[illegible]

Non-Div. I Games: Sul Ross St.

19 9

Benedictine Mesa

8 6

Benedictine Mesa

10 7

New Mexico St.

RPI	S	Opponent	Score	
264	A	Utah Valley	16	6
277	A	Seattle U	6	2
277	A	Seattle U	6	4
277	A	Seattle U	8	5
284	A	Chicago St.	10	4
284	A	Chicago St.	12	1
284	A	Chicago St.	3	1
296	H	Mt. St. Mary's	6	3
296	H	Mt. St. Mary's	13	2
296	H	Mt. St. Mary's	29	1
296	H	Mt. St. Mary's	25	4

New Mexico St.

N
e
w
M
e
x
i
c
o
s
t
.

N
e
w
M
e
x
i
c
o
s
t
.

[illegible]

Non-Div. I Games:

Cornell

Cornell

Average RPI Win:	194	WON-LOST RECORD	WINNING PCT. RANK	LAST 10 GAMES	STRENGTH OF SCHEDULE	OPP. STRENGTH OF SCHEDULE	TEAM RPI	ADJ RPI	CONF. RPI	ADJ CONF. RPI					
DIV. I ONLY		34-23-0	.59649	68	7-3-0	200	183	127	.50946	127	21	21			
DIV. I NON-CONF.		15-14-0	.51724	135	0-2-0	189	174	179	.4872	178	22	22			
<hr/>															
TOTALS	RPI 1-25	RPI 26-50		W-L RECORDS		RPI 51-100		RPI 101-150		RPI 150+					
34-23-0	1-1-0	1-3-0		OVERALL		0-2-0		8-6-0		24-11-0					
21-4-0	0-0-0	0-0-0		HOME		0-0-0		4-2-0		17-2-0					
6-14-0	0-1-0	1-2-0		AWAY		0-1-0		1-2-0		4-8-0					
7-5-0	1-0-0	0-1-0		NEUTRAL		0-1-0		3-2-0		3-1-0					
15-14-0	1-1-0	1-3-0		NON-CONFERENCE		0-2-0		0-2-0		13-6-0					
11-2-0	0-0-0	0-0-0		HOME		0-0-0		0-0-0		11-2-0					
1-7-0	0-1-0	1-0-		AWAY		0-1-0		0-0-0		0-3-0					
3-5-0	1-0-0	0-1-0		NEUTRAL		0-1-0		0-2-0		2-1-0					
19-9-0	0-0-0	0-0-0		CONFERENCE		0-0-0		8-4-0		11-5-0					
10-2-0	0-0-0	0-0-0		HOME		0-0-0		4-2-0		6-0-0					
5-7-0	0-0-0	0-0-0		AWAY		0-0-0		1-2-0		4-5-0					
4-0-0	0-0-0	0-0-0		NEUTRAL		0-0-0		3-0-0		1-0-0					
RPI	S	Opponent	Score	RPI	S	Opponent	Score	RPI	S	Opponent	Score				
7	A	Texas Tech	2 5	27	A	North Carolina St.	1 7	51	A	Old Dominion	1 2	120	H	William & Mary	5 4
9	N	Kentucky	4 3	27	A	North Carolina St.	0 7	98	N	Kansas St.	0 7	120	H	William & Mary	2 8
				27	A	North Carolina St.	5 4					120	H	William & Mary	8 5
				28	N	Arizona	5 6					131	N	Pittsburgh	3 5
												131	N	Pittsburgh	2 3
												138	A	UNCW	5 2
												138	A	UNCW	0 5
												138	A	UNCW	5 16
												138	N	UNCW	14 8
												138	N	UNCW	10 3
												147	H	Col. of Charleston	17 4
												147	H	Col. of Charleston	7 11
												147	H	Col. of Charleston	6 1
												147	N	Col. of Charleston	9 0
												154	N	Ohio St.	10 15
												159	A	UMBC	4 5
												159	H	UMBC	17 6
												164	A	Northeastern	2 3
												164	A	Northeastern	2 1
												164	A	Northeastern	4 7
												164	N	Northeastern	5 3
												182	H	UMass Lowell	5 6
												201	H	Penn St.	5 0
												201	H	Penn St.	8 0
												201	H	Penn St.	6 1
												204	H	Penn	10 9
												210	A	Elon	3 2
<hr/>															
LAST 10 GAMES															
				28	N	Arizona	5 6	147	N	Col. of Charleston	9 0				
				7	A	Texas Tech	2 5	147	H	Col. of Charleston	7 11				
				138	N	UNCW	10 3	147	H	Col. of Charleston	6 1				
				138	N	UNCW	14 8	147	H	Col. of Charleston	17 4				
				164	N	Northeastern	5 3	246	H	Towson	8 0				

Non-Div. I Games:

Delaware

Delaware

RPI	S	Opponent	Score	
216	A	Lipscomb	11	1
216	A	Lipscomb	1	8
216	A	Lipscomb	7	5
262	A	USC Upstate	1	2
262	A	USC Upstate	7	2
262	A	USC Upstate	3	4
287	A	Savannah St.	12	3
287	H	Savannah St.	7	2
289	H	NJIT	16	1
289	H	NJIT	13	8
289	H	NJIT	6	3

North Florida

N
o
r
t
h
F
l
o
r
i
d
a

N
o
r
t
h
F
l
o
r
i
d
a

Average RPI Win:		176	WON-LOST		WINNING		LAST 10		STRENGTH OF		OPP. STRENGTH		TEAM		ADJ		CONF.		ADJ CONF.			
Average RPI Loss:		87	RECORD		PCT. RANK		GAMES		SCHEDULE		OF SCHEDULE		RPI		RPI		RPI		RPI			
DIV. I ONLY			18-23-0		.43902		201		8-2-0		125		78		129		.50815		129			
DIV. I NON-CONF.			6-14-0		.3		253		1-0-0		60		3		121		.51171		121			
TOTALS		RPI 1-25		RPI 26-50		W-L RECORDS		RPI 51-100		RPI 101-150		RPI 150+										
18-23-0		0-7-0		1-4-0		OVERALL		1-2-0		2-5-0		14-5-0										
4-8-0		0-0-0		0-0-0		HOME		0-0-0		1-5-0		3-3-0										
14-13-0		0-7-0		1-2-0		AWAY		1-2-0		1-0-0		11-2-0										
0-2-0		0-0-0		0-2-0		NEUTRAL		0-0-0		0-0-0		0-0-0										
6-14-0		0-7-0		1-2-0		NON-CONFERENCE		1-2-0		1-0-0		3-3-0										
0-1-0		0-0-0		0-0-0		HOME		0-0-0		0-0-0		0-1-0										
6-11-0		0-7-0		1-0-		AWAY		1-2-0		1-0-0		3-2-0										
0-2-0		0-0-0		0-2-0		NEUTRAL		0-0-0		0-0-0		0-0-0										
12-9-0		0-0-0		0-2-0		CONFERENCE		0-0-0		1-5-0		11-2-0										
4-7-0		0-0-0		0-0-0		HOME		0-0-0		1-5-0		3-2-0										
8-2-0		0-0-0		0-2-0		AWAY		0-0-0		0-0-0		8-0-0										
0-0-0		0-0-0		0-0-0		NEUTRAL		0-0-0		0-0-0		0-0-0										
RPI	S	Opponent		Score		RPI	S	Opponent		Score		RPI	S	Opponent		Score						
2	A	Florida		2	7	32	N	South Ala.		1	4	82	A	Tulane		0	7	116	H	Dartmouth	2	6
2	A	Florida		4	8	32	N	South Ala.		3	4	82	A	Tulane		7	8	116	H	Dartmouth	2	9
2	A	Florida		0	7	36	A	Yale		4	5	82	A	Tulane		11	5	126	H	Cornell	8	7
11	A	Southern Miss.		3	4	36	A	Yale		3	6							126	H	Cornell	6	12
11	A	Southern Miss.		5	20	46	A	St. John's (NY)		7	4							126	H	Cornell	7	8
21	A	Mississippi St.		8	11													126	H	Cornell	5	9
21	A	Mississippi St.		4	5													139	A	Rutgers	13	7
																		187	A	Princeton	6	4
																		187	A	Princeton	21	5
																		187	A	Princeton	15	2
																		187	A	Princeton	5	4
																		189	H	Harvard	5	1
																		189	H	Harvard	2	0
																		194	A	Fordham	6	1
																		201	A	Penn St.	8	5
																		201	A	Penn St.	6	10
																		201	A	Penn St.	7	11
																		201	A	Penn St.	4	2
																		204	A	Penn	14	4
																		204	A	Penn	7	5
																		204	H	Penn	3	6
																		204	H	Penn	6	7
																		204	H	Penn	12	7
																		207	H	Monmouth	12	17
																		219	A	Brown	9	5
																		219	A	Brown	3	1
LAST 10 GAMES																						
						204	H	Penn	3	6	139	A	Rutgers	13	7	204	H	Penn	12	7		
						204	A	Penn	7	5	187	A	Princeton	21	5	207	H	Monmouth	12	17		
						204	A	Penn	14	4	187	A	Princeton	15	2	219	A	Brown	9	5		
						204	H	Penn	12	7	187	A	Princeton	5	4	219	A	Brown	3	1		
						204	H	Penn	6	7	187	A	Princeton	6	4							

Non-Div. I Games:

Columbia

Average RPI Win: 174		WON-LOST	WINNING	LAST 10	STRENGTH OF		OPP. STRENGTH	TEAM	ADJ		CONF.	ADJ CONF.						
Average RPI Loss: 146		RECORD	PCT. RANK	GAMES	SCHEDULE		OF SCHEDULE	RPI	RPI		RPI	RPI						
DIV. I ONLY		30-23-0	.56604	92	5-5-0		177	166	130	.5068	130	19	19					
DIV. I NON-CONF.		16-10-0	.61538	69	3-1-0		196	182	114	.51405	114	18	18					
<hr/>																		
TOTALS		RPI 1-25		RPI 26-50		W-L RECORDS		RPI 51-100		RPI 101-150		RPI 150+						
30-23-0		1-1-0		2-1-0		OVERALL		3-6-0		3-2-0		21-13-0						
17-9-0		0-1-0		2-1-0		HOME		1-0-0		1-0-0		13-7-0						
12-12-0		1-0-0		0-0-0		AWAY		2-5-0		2-2-0		7-5-0						
1-2-0		0-0-0		0-0-0		NEUTRAL		0-1-0		0-0-0		1-1-0						
<hr/>																		
16-10-0		1-1-0		2-1-0		NON-CONFERENCE		2-0-0		1-1-0		10-7-0						
8-6-0		0-1-0		2-1-0		HOME		1-0-0		1-0-0		4-4-0						
8-4-0		1-0-0		0-0-		AWAY		1-0-0		0-1-0		6-3-0						
0-0-0		0-0-0		0-0-0		NEUTRAL		0-0-0		0-0-0		0-0-0						
<hr/>																		
14-13-0		0-0-0		0-0-0		CONFERENCE		1-6-0		2-1-0		11-6-0						
9-3-0		0-0-0		0-0-0		HOME		0-0-0		0-0-0		9-3-0						
4-8-0		0-0-0		0-0-0		AWAY		1-5-0		2-1-0		1-2-0						
1-2-0		0-0-0		0-0-0		NEUTRAL		0-1-0		0-0-0		1-1-0						
<hr/>																		
RPI	S	Opponent		Score		RPI	S	Opponent		Score		RPI	S	Opponent		Score		
10	A	Wake Forest		5	3	44	H	Maryland		2	1	79	A	Liberty		1	11	
10	H	Wake Forest		8	18	44	H	Maryland		2	9	79	A	Liberty		7	4	
						44	H	Maryland		7	6	79	A	Liberty		2	14	
												90	A	Winthrop		3	7	
												90	A	Winthrop		5	12	
												90	A	Winthrop		0	4	
												90	N	Winthrop		13	14	
												94	A	Davidson		12	11	
												94	H	Davidson		7	0	
														109 H UNCG		1	0	
														135 A Presbyterian		3	2	
														135 A Presbyterian		1	13	
														135 A Presbyterian		13	1	
														138 A UNCW		3	7	
														155 A Radford		2	3	
														155 A Radford		1	8	
														155 A Radford		6	5	
														155 N Radford		3	6	
														156 A Kennesaw St.		6	3	
														156 A Kennesaw St.		4	5	
														156 A Kennesaw St.		7	6	
														157 A Stetson		4	5	
														157 A Stetson		0	1	
														157 A Stetson		4	3	
														186 H Gardner-Webb		12	7	
														186 H Gardner-Webb		6	4	
														186 H Gardner-Webb		2	7	
														196 A N.C. A&T		9	5	
														197 H UNC Asheville		5	2	
														197 H UNC Asheville		1	3	
														197 H UNC Asheville		7	0	
														210 A Elon		5	3	
														210 H Elon		8	14	
														220 H Campbell		9	7	
														220 H Campbell		7	9	
														220 H Campbell		10	4	
<hr/>																		
LAST 10 GAMES																		
				90	N	Winthrop	13	14	44	H	Maryland	2	1	210	A	Elon	5	3
				220	N	Campbell	6	5	155	A	Radford	1	8	210	H	Elon	8	14
				155	N	Radford	3	6	155	A	Radford	2	3	220	H	Campbell	9	7
				44	H	Maryland	2	9	155	A	Radford	6	5	220	H	Campbell	7	9
				44	H	Maryland	7	6	10	A	Wake Forest	5	3	220	H	Campbell	10	4

Non-Div. I Games:

High Point

RPI	S	Opponent	Score	
220	N	Campbell	6	5
234	H	Army West Point	3	7
234	H	Army West Point	4	2
234	H	Army West Point	3	2
238	H	Charleston So.	5	1
238	H	Charleston So.	4	1
238	H	Charleston So.	4	2
252	A	N.C. Central	10	6
252	H	N.C. Central	5	11
289	H	NJIT	6	5
289	H	NJIT	2	4
289	H	NJIT	11	0

High Point

H
i
g
h
P
o
i
n
t

H
i
g
h
P
o
i
n
t

Average RPI Win:	165	WON-LOST RECORD	WINNING PCT. RANK	LAST 10 GAMES	STRENGTH OF SCHEDULE	OPP. STRENGTH OF SCHEDULE	TEAM RPI	ADJ RPI	CONF. RPI	ADJ CONF. RPI					
DIV. I ONLY		23-30-0	.43396	211	2-8-0	64	59	131	.50534	131	3	3			
DIV. I NON-CONF.		14-9-0	.6087	74	1-1-0	221	250	144	.50154	144	3	3			
<hr/>															
TOTALS	RPI 1-25	RPI 26-50		W-L RECORDS		RPI 51-100		RPI 101-150		RPI 150+					
23-30-0	2-12-0	1-5-0		OVERALL		2-8-0		6-2-0		12-3-0					
12-12-0	1-3-0	1-5-0		HOME		0-1-0		4-2-0		6-1-0					
5-16-0	1-9-0	0-0-0		AWAY		2-5-0		0-0-0		2-2-0					
6-2-0	0-0-0	0-0-0		NEUTRAL		0-2-0		2-0-0		4-0-0					
14-9-0	0-2-0	0-0-0		NON-CONFERENCE		0-4-0		2-0-0		12-3-0					
6-3-0	0-1-0	0-0-0		HOME		0-1-0		0-0-0		6-1-0					
2-4-0	0-1-0	0-0-		AWAY		0-1-0		0-0-0		2-2-0					
6-2-0	0-0-0	0-0-0		NEUTRAL		0-2-0		2-0-0		4-0-0					
9-21-0	2-10-0	1-5-0		CONFERENCE		2-4-0		4-2-0		0-0-0					
6-9-0	1-2-0	1-5-0		HOME		0-0-0		4-2-0		0-0-0					
3-12-0	1-8-0	0-0-0		AWAY		2-4-0		0-0-0		0-0-0					
0-0-0	0-0-0	0-0-0		NEUTRAL		0-0-0		0-0-0		0-0-0					
RPI	S	Opponent	Score	RPI	S	Opponent	Score	RPI	S	Opponent	Score				
5	H	North Carolina	1 3	27	H	North Carolina St.	6 8	76	A	Georgia Tech	3 4	121	H	Notre Dame	2 1
5	H	North Carolina	11 9	27	H	North Carolina St.	4 7	76	A	Georgia Tech	7 8	121	H	Notre Dame	3 4
5	H	North Carolina	2 5	27	H	North Carolina St.	6 14	76	A	Georgia Tech	2 5	121	H	Notre Dame	5 10
6	A	Louisville	1 3	43	H	Miami (FL)	0 1	91	A	Duke	0 14	122	H	Virginia Tech	3 2
6	A	Louisville	0 3	43	H	Miami (FL)	10 3	91	A	Duke	9 8	122	H	Virginia Tech	8 2
6	A	Louisville	2 8	43	H	Miami (FL)	3 5	91	A	Duke	6 2	122	H	Virginia Tech	9 5
10	A	Wake Forest	4 14					92	A	Kent St.	6 7	127	N	Delaware	5 3
10	A	Wake Forest	4 7					92	H	Kent St.	8 12	127	N	Delaware	3 2
10	A	Wake Forest	5 4					98	N	Kansas St.	4 5	154	N	Ohio St.	7 2
16	A	Virginia	2 5					100	N	Wright St.	1 3	165	A	Wofford	3 4
16	A	Virginia	1 12									201	A	Penn St.	9 1
16	A	Virginia	3 4									201	H	Penn St.	3 2
20	A	West Virginia	0 2									227	N	Siena	6 4
20	H	West Virginia	4 8									227	N	Siena	8 2
												227	N	Siena	11 5
												228	H	SIUE	4 6
												228	H	SIUE	17 5
												228	H	SIUE	7 6
												262	A	USC Upstate	3 1
												262	A	USC Upstate	5 9
												278	H	Youngstown St.	3 2
												290	H	UMES	9 4
												290	H	UMES	20 1
LAST 10 GAMES															
10	A	Wake Forest	4 14	27	H	North Carolina St.	6 8	27	H	North Carolina St.	4 7	278	H	Youngstown St.	3 2
10	A	Wake Forest	5 4					76	A	Georgia Tech	2 5				
10	A	Wake Forest	4 7					76	A	Georgia Tech	3 4				
20	A	West Virginia	0 2												
27	H	North Carolina St.	6 14												

Non-Div. I Games:

Pittsburgh

Average RPI Win:	182		WON-LOST RECORD	WINNING PCT. RANK	LAST 10 GAMES		STRENGTH OF SCHEDULE	OPP. STRENGTH OF SCHEDULE	TEAM RPI	ADJ RPI	CONF. RPI	ADJ CONF. RPI
DIV. I ONLY			27-26-0	.50943 144	4-6-0		78	241	132	.50525 132	27	27
DIV. I NON-CONF.			12-14-0	.46154 174	0-1-0		6	230	90	.52474 90	29	29
TOTALS	RPI 1-25		RPI 26-50		W-L RECORDS		RPI 51-100		RPI 101-150		RPI 150+	
27-26-0	1-3-0		0-1-0		OVERALL		6-7-0		0-2-0		20-13-0	
18-11-0	0-0-0		0-0-0		HOME		4-2-0		0-1-0		14-8-0	
8-13-0	1-3-0		0-1-0		AWAY		2-4-0		0-1-0		5-4-0	
1-2-0	0-0-0		0-0-0		NEUTRAL		0-1-0		0-0-0		1-1-0	
12-14-0	1-3-0		0-1-0		NON-CONFERENCE		2-4-0		0-2-0		9-4-0	
11-6-0	0-0-0		0-0-0		HOME		2-1-0		0-1-0		9-4-0	
1-8-0	1-3-0		0-0-		AWAY		0-3-0		0-1-0		0-0-0	
0-0-0	0-0-0		0-0-0		NEUTRAL		0-0-0		0-0-0		0-0-0	
15-12-0	0-0-0		0-0-0		CONFERENCE		4-3-0		0-0-0		11-9-0	
7-5-0	0-0-0		0-0-0		HOME		2-1-0		0-0-0		5-4-0	
7-5-0	0-0-0		0-0-0		AWAY		2-1-0		0-0-0		5-4-0	
1-2-0	0-0-0		0-0-0		NEUTRAL		0-1-0		0-0-0		1-1-0	
RPI S	Opponent	Score	RPI S	Opponent	Score	RPI S	Opponent	Score	RPI S	Opponent	Score	
2 A	Florida	7 8	39 A	Auburn	8 12	61 A	Bethune-Cookman	1 5	128 A	North Florida	5 6	
23 A	South Fla.	1 7				61 A	Bethune-Cookman	4 3	128 H	North Florida	2 9	
23 A	South Fla.	1 11				61 A	Bethune-Cookman	11 6	165 H	Wofford	17 4	
23 A	South Fla.	3 2				61 H	Bethune-Cookman	3 1	165 H	Wofford	2 3	
						61 H	Bethune-Cookman	10 9	165 H	Wofford	8 7	
						61 H	Bethune-Cookman	1 8	171 H	ETSU	7 3	
						61 N	Bethune-Cookman	5 6	171 H	ETSU	13 12	
						63 A	Jacksonville	6 10	171 H	ETSU	8 10	
						63 H	Jacksonville	5 12	190 H	George Washington	3 2	
						77 A	Mercer	5 11	190 H	George Washington	6 5	
						77 A	Mercer	2 9	190 H	George Washington	2 1	
						77 H	Mercer	10 7	196 A	N.C. A&T	7 10	
						77 H	Mercer	9 6	196 A	N.C. A&T	8 1	
									196 A	N.C. A&T	6 4	
									196 H	N.C. A&T	3 4	
									196 H	N.C. A&T	10 0	
									196 H	N.C. A&T	1 7	
									205 H	Alabama St.	5 6	
									226 H	Jackson St.	7 4	
									226 H	Jackson St.	7 9	
									226 H	Jackson St.	4 3	
					LAST 10 GAMES				252 A	N.C. Central	0 8	
					276 N Delaware St.	4 7			252 A	N.C. Central	17 5	
					61 N Bethune-Cookman	5 6			252 A	N.C. Central	6 13	
					276 N Delaware St.	12 2			252 H	N.C. Central	7 14	
					196 A N.C. A&T	7 10			252 H	N.C. Central	1 5	
					196 A N.C. A&T	8 1			128 H	North Florida	5 4	

Non-Div. I Games:

Florida A&M

Florida A&M

Grand Canyon

Through Games Of June 27, 2017 (FINAL)

Average RPI Win:		191	WON-LOST RECORD		WINNING PCT. RANK		LAST 10 GAMES		STRENGTH OF SCHEDULE		OPP. STRENGTH OF SCHEDULE		TEAM RPI		ADJ RPI		CONF. RPI		ADJ CONF. RPI			
DIV. I ONLY			29-25-0		.53704 110		7-3-0		185		159		133		.50501 133		25		25			
DIV. I NON-CONF.			9-21-0		.3 253		3-2-0		133		25		222		.46606 222		26		26			
TOTALS		RPI 1-25		RPI 26-50		W-L RECORDS		RPI 51-100		RPI 101-150		RPI 150+										
29-25-0		0-3-0		2-3-0		OVERALL		2-5-0		4-5-0		21-9-0										
15-8-0		0-0-0		2-2-0		HOME		0-2-0		1-2-0		12-2-0										
14-16-0		0-2-0		0-1-0		AWAY		2-3-0		3-3-0		9-7-0										
0-1-0		0-1-0		0-0-0		NEUTRAL		0-0-0		0-0-0		0-0-0										
9-21-0		0-3-0		2-3-0		NON-CONFERENCE		2-5-0		1-5-0		4-5-0										
4-7-0		0-0-0		2-2-0		HOME		0-2-0		1-2-0		1-1-0										
5-13-0		0-2-0		0-0-		AWAY		2-3-0		0-3-0		3-4-0										
0-1-0		0-1-0		0-0-0		NEUTRAL		0-0-0		0-0-0		0-0-0										
20-4-0		0-0-0		0-0-0		CONFERENCE		0-0-0		3-0-0		17-4-0										
11-1-0		0-0-0		0-0-0		HOME		0-0-0		0-0-0		11-1-0										
9-3-0		0-0-0		0-0-0		AWAY		0-0-0		3-0-0		6-3-0										
0-0-0		0-0-0		0-0-0		NEUTRAL		0-0-0		0-0-0		0-0-0										
RPI	S	Opponent		Score		RPI	S	Opponent		Score		RPI	S	Opponent		Score						
12	A	Arkansas		2	11	28	A	Arizona		2	3	66	H	Kansas		4	9	125	A	New Mexico St.	7	2
12	A	Arkansas		1	6	28	H	Arizona		3	7	66	H	Kansas		3	7	125	A	New Mexico St.	11	9
14	N	Long Beach St.		1	9	48	H	Oklahoma St.		5	6	70	A	Saint Mary's (CA)		6	8	125	A	New Mexico St.	9	0
						48	H	Oklahoma St.		6	1	70	A	Saint Mary's (CA)		6	4	137	H	San Francisco	8	11
						48	H	Oklahoma St.		4	0	70	A	Saint Mary's (CA)		11	12	137	H	San Francisco	6	13
												74	A	New Mexico		3	22	137	H	San Francisco	5	4
												74	A	New Mexico		6	1	146	A	Wichita St.	3	5
																		146	A	Wichita St.	0	1
																		146	A	Wichita St.	0	4
																		167	H	CSU Bakersfield	8	3
																		167	H	CSU Bakersfield	3	2
																		167	H	CSU Bakersfield	7	4
																		174	A	UC Davis	1	16
																		174	A	UC Davis	8	3
																		174	A	UC Davis	6	5
																		178	A	Sacramento St.	2	1
																		178	A	Sacramento St.	1	7
																		178	A	Sacramento St.	8	2
																		195	A	Pepperdine	0	1
																		195	A	Pepperdine	2	7
																		222	H	San Jose St.	8	5
																		222	H	San Jose St.	8	9
						LAST 10 GAMES												233	H	Northern Colo.	12	2
						174	A	UC Davis		8	3	264	A	Utah Valley		10	7	233	H	Northern Colo.	7	0
						174	A	UC Davis		1	16	222	H	San Jose St.		8	5	233	H	Northern Colo.	12	3
						174	A	UC Davis		6	5	222	H	San Jose St.		8	9	233	H	Northern Colo.	9	8
						264	A	Utah Valley		10	4	277	H	Seattle U		9	6	251	H	UTRGV	5	4
						264	A	Utah Valley		2	9	277	H	Seattle U		19	0	251	H	UTRGV		

Non-Div. I Games:

Grand Canyon

Grand Canyon

Average RPI Win: 161		WON-LOST RECORD		WINNING PCT. RANK		LAST 10 GAMES		STRENGTH OF SCHEDULE		OPP. STRENGTH OF SCHEDULE		TEAM RPI		ADJ RPI		CONF. RPI		ADJ CONF. RPI	
DIV. I ONLY		25-29-0		.46296 180		4-6-0		96		101		134		.50422 134		6		6	
DIV. I NON-CONF.		13-11-0		.54167 121		1-0-0		150		227		129		.50769 129		6		6	
TOTALS		RPI 1-25		RPI 26-50		W-L RECORDS		RPI 51-100		RPI 101-150		RPI 150+							
25-29-0		1-4-0		0-3-0		OVERALL		5-12-0		5-5-0		14-5-0							
15-11-0		0-1-0		0-0-0		HOME		3-6-0		3-2-0		9-2-0							
10-17-0		1-3-0		0-3-0		AWAY		2-6-0		2-3-0		5-2-0							
0-1-0		0-0-0		0-0-0		NEUTRAL		0-0-0		0-0-0		0-1-0							
13-11-0		0-2-0		0-0-0		NON-CONFERENCE		0-2-0		4-3-0		9-4-0							
8-3-0		0-1-0		0-0-0		HOME		0-0-0		2-0-0		6-2-0							
5-7-0		0-1-0		0-0-		AWAY		0-2-0		2-3-0		3-1-0							
0-1-0		0-0-0		0-0-0		NEUTRAL		0-0-0		0-0-0		0-1-0							
12-18-0		1-2-0		0-3-0		CONFERENCE		5-10-0		1-2-0		5-1-0							
7-8-0		0-0-0		0-0-0		HOME		3-6-0		1-2-0		3-0-0							
5-10-0		1-2-0		0-3-0		AWAY		2-4-0		0-0-0		2-1-0							
0-0-0		0-0-0		0-0-0		NEUTRAL		0-0-0		0-0-0		0-0-0							
RPI	S	Opponent		Score		RPI	S	Opponent		Score		RPI	S	Opponent		Score			
11	A	Southern Miss.		3	5	47	A	Louisiana Tech		5	7	51	A	Old Dominion		1	16		
11	A	Southern Miss.		8	7	47	A	Louisiana Tech		4	6	51	A	Old Dominion		5	14		
11	A	Southern Miss.		3	13	47	A	Louisiana Tech		4	19	51	A	Old Dominion		2	1		
20	A	West Virginia		7	14							57	A	Fla. Atlantic		3	7		
20	H	West Virginia		4	8							57	A	Fla. Atlantic		7	0		
												57	A	Fla. Atlantic		6	12		
												58	H	Charlotte		5	9		
												58	H	Charlotte		4	7		
												58	H	Charlotte		3	5		
												59	A	Tennessee		1	7		
												76	A	Georgia Tech		3	11		
												86	H	FIU		3	4		
												86	H	FIU		5	11		
												86	H	FIU		22	6		
												97	H	UTSA		12	11		
												97	H	UTSA		2	4		
												97	H	UTSA		3	2		

Non-Div. I Games:

Marshall

RPI	S	Opponent	Score	
282	H	Lehigh	10	6
282	H	Lehigh	3	0

Marshall

M
a
r
s
h
a
l
l

M
a
r
s
h
a
l
l

Average RPI Win:	173	WON-LOST RECORD	WINNING PCT. RANK	LAST 10 GAMES		STRENGTH OF SCHEDULE	OPP. STRENGTH OF SCHEDULE	TEAM RPI	ADJ RPI	CONF. RPI	ADJ CONF. RPI	
DIV. I ONLY		32-29-0	.52459	130	6-4-0	167	145	135	.50401	135	19	19
DIV. I NON-CONF.		14-18-0	.4375	192	1-0-0	185	124	185	.48212	185	18	18
<hr/>												
TOTALS	RPI 1-25	RPI 26-50		W-L RECORDS		RPI 51-100		RPI 101-150		RPI 150+		
32-29-0	0-0-0	1-3-0		OVERALL		6-6-0		2-6-0		23-14-0		
13-11-0	0-0-0	0-0-0		HOME		0-0-0		1-4-0		12-7-0		
15-14-0	0-0-0	1-3-0		AWAY		5-4-0		1-2-0		8-5-0		
4-4-0	0-0-0	0-0-0		NEUTRAL		1-2-0		0-0-0		3-2-0		
<hr/>												
14-18-0	0-0-0	1-3-0		NON-CONFERENCE		1-3-0		1-4-0		11-8-0		
7-5-0	0-0-0	0-0-0		HOME		0-0-0		0-2-0		7-3-0		
6-11-0	0-0-0	1-0-		AWAY		1-2-0		1-2-0		3-4-0		
1-2-0	0-0-0	0-0-0		NEUTRAL		0-1-0		0-0-0		1-1-0		
<hr/>												
18-11-0	0-0-0	0-0-0		CONFERENCE		5-3-0		1-2-0		12-6-0		
6-6-0	0-0-0	0-0-0		HOME		0-0-0		1-2-0		5-4-0		
9-3-0	0-0-0	0-0-0		AWAY		4-2-0		0-0-0		5-1-0		
3-2-0	0-0-0	0-0-0		NEUTRAL		1-1-0		0-0-0		2-1-0		
<hr/>												
RPI	S	Opponent	Score	RPI	S	Opponent	Score	RPI	S	Opponent	Score	
				31	A	South Carolina	3 4	78	N	Michigan St.	2 10	
				39	A	Auburn	0 8	79	A	Liberty	3 4	
				39	A	Auburn	11 8	79	A	Liberty	3 8	
				39	A	Auburn	5 7	79	A	Liberty	12 1	
								85	A	Georgia	7 8	
								90	A	Winthrop	9 5	
								90	A	Winthrop	5 0	
								90	A	Winthrop	3 1	
								90	N	Winthrop	9 4	
								90	N	Winthrop	3 4	
								91	A	Duke	6 14	
								94	A	Davidson	8 6	
</												

Non-Div. I Games:

Presbyterian

Southeast Mo. St.

RPI	S	Opponent	Score	
180	A	Arkansas St.	1	10
180	H	Arkansas St.	10	4
198	A	Eastern Ill.	7	6
198	A	Eastern Ill.	4	5
198	A	Eastern Ill.	7	3
200	A	Southern Ill.	2	4
200	H	Southern Ill.	5	7
221	H	UT Martin	13	4
221	H	UT Martin	14	1
221	H	UT Martin	5	4
223	A	Western Mich.	8	5
223	A	Western Mich.	12	6
223	A	Western Mich.	6	8
228	A	SIUE	5	7
228	A	SIUE	8	3
228	A	SIUE	10	15
242	H	Eastern Ky.	14	6
242	H	Eastern Ky.	8	4
242	H	Eastern Ky.	16	3
269	H	Western Ill.	5	4
269	H	Western Ill.	22	2
269	H	Western Ill.	5	1

Southeast Mo. St.
.
S
t
.
.

S
o
u
t
h
e
a
s
t
M
o
.
S
t
.
.

Average RPI Win:		185	WON-LOST RECORD		WINNING PCT. RANK	LAST 10 GAMES		STRENGTH OF SCHEDULE		OPP. STRENGTH OF SCHEDULE	TEAM RPI	ADJ RPI	CONF. RPI	ADJ CONF. RPI			
Average RPI Loss:		111															
DIV. I ONLY			29-28-0		.50877	146		6-4-0		148	147	137	.50347	137	11	11	
DIV. I NON-CONF.			18-12-0		.6	82		3-2-0		139	172	72	.53691	72	11	11	
TOTALS		RPI 1-25		RPI 26-50		W-L RECORDS		RPI 51-100		RPI 101-150		RPI 150+					
29-28-0		0-1-0		1-2-0		OVERALL		4-14-0		5-4-0		19-7-0					
17-8-0		0-0-0		0-0-0		HOME		3-4-0		0-1-0		14-3-0					
10-20-0		0-1-0		1-2-0		AWAY		0-10-0		5-3-0		4-4-0					
2-0-0		0-0-0		0-0-0		NEUTRAL		1-0-0		0-0-0		1-0-0					
18-12-0		0-1-0		0-0-0		NON-CONFERENCE		2-4-0		5-4-0		11-3-0					
9-2-0		0-0-0		0-0-0		HOME		1-0-0		0-1-0		8-1-0					
7-10-0		0-1-0		0-0-		AWAY		0-4-0		5-3-0		2-2-0					
2-0-0		0-0-0		0-0-0		NEUTRAL		1-0-0		0-0-0		1-0-0					
11-16-0		0-0-0		1-2-0		CONFERENCE		2-10-0		0-0-0		8-4-0					
8-6-0		0-0-0		0-0-0		HOME		2-4-0		0-0-0		6-2-0					
3-10-0		0-0-0		1-2-0		AWAY		0-6-0		0-0-0		2-2-0					
0-0-0		0-0-0		0-0-0		NEUTRAL		0-0-0		0-0-0		0-0-0					
RPI	S	Opponent		Score		RPI	S	Opponent		Score		RPI	S	Opponent		Score	
13	A	Stanford		0 4		50	A	Gonzaga		1 8		53	A	San Diego		2 8	
						50	A	Gonzaga		7 2		53	A	San Diego		4 8	
						50	A	Gonzaga		3 4		53	A	San Diego		4 6	
												56	A	BYU		5 11	
												56	A	BYU		5 8	
												56	A	BYU		6 19	
												60	A	Coastal Caro.		5 7	
												60	A	Coastal Caro.		1 6	
												64	A	California		0 1	
												64	H	California		7 2	
												67	H	Loyola Marymount		2 3	
												67	H	Loyola Marymount		5 6	
												67	H	Loyola Marymount		4 0	
												70	H	Saint Mary's (CA)		8 1	
												70	H	Saint Mary's (CA)		3 5	
												70	H	Saint Mary's (CA)		1 2	
												73	A	San Diego St.		2 4	
												90	N	Winthrop		11 6	
LAST 10 GAMES																	
						244	H	Pacific		7 5		222	H	San Jose St.		3 2	
						244	H	Pacific		10 3		222	H	San Jose St.		15 0	
						244	A	Pacific		5 9		13	A	Stanford		0 4	
						222	A	San Jose St.		6 7		195	H	Pepperdine		18 4	
						222	A	San Jose St.		7 2		195	H	Pepperdine		5 6	
												233	H	Northern Colo.		7 6	
												233	H	Northern Colo.		11 4	
												233	H	Northern Colo.		8 3	
												233	H	Northern Colo.		2 3	
												244	A	Pacific		5 9	
												244	H	Pacific		10 3	

Non-Div. I Games:

San Francisco

San Francisco

Average RPI Win: 184		WON-LOST	WINNING	LAST 10	STRENGTH OF	OPP. STRENGTH	TEAM	ADJ	CONF.	ADJ CONF.							
Average RPI Loss: 113		RECORD	PCT. RANK	GAMES	SCHEDULE	OF SCHEDULE	RPI	RPI	RPI	RPI							
DIV. I ONLY		30-29-0	.50847	149	5-5-0	114	151	139	.50297	138	21	21					
DIV. I NON-CONF.		12-19-0	.3871	223	0-1-0	63	71	193	.47968	193	22	22					
<hr/>																	
TOTALS		RPI 1-25		RPI 26-50		W-L RECORDS		RPI 51-100		RPI 101-150		RPI 150+					
30-29-0		0-1-0		1-9-0		OVERALL		3-5-0		6-7-0		20-7-0					
21-11-0		0-0-0		1-5-0		HOME		3-2-0		5-2-0		12-2-0					
7-16-0		0-1-0		0-4-0		AWAY		0-3-0		0-3-0		7-5-0					
2-2-0		0-0-0		0-0-0		NEUTRAL		0-0-0		1-2-0		1-0-0					
<hr/>																	
12-19-0		0-1-0		1-9-0		NON-CONFERENCE		3-5-0		1-0-0		7-4-0					
11-9-0		0-0-0		1-5-0		HOME		3-2-0		1-0-0		6-2-0					
1-10-0		0-1-0		0-0-		AWAY		0-3-0		0-0-0		1-2-0					
0-0-0		0-0-0		0-0-0		NEUTRAL		0-0-0		0-0-0		0-0-0					
<hr/>																	
18-10-0		0-0-0		0-0-0		CONFERENCE		0-0-0		5-7-0		13-3-0					
10-2-0		0-0-0		0-0-0		HOME		0-0-0		4-2-0		6-0-0					
6-6-0		0-0-0		0-0-0		AWAY		0-0-0		0-3-0		6-3-0					
2-2-0		0-0-0		0-0-0		NEUTRAL		0-0-0		1-2-0		1-0-0					
<hr/>																	
RPI	S	Opponent	Score		RPI	S	Opponent	Score		RPI	S	Opponent	Score				
5	A	North Carolina	2	7	27	A	North Carolina St.	3	6	60	A	Coastal Caro.	6	13			
					27	H	North Carolina St.	5	8	60	A	Coastal Caro.	2	13			
					35	H	FGCU	1	5	60	H	Coastal Caro.	1	4			
					35	H	FGCU	1	10	81	A	East Carolina	2	10			
					35	H	FGCU	3	5	81	H	East Carolina	5	9			
					37	A	Ole Miss	2	7	96	H	VCU	10	4			
					37	A	Ole Miss	4	8	96	H	VCU	5	4			
					37	A	Ole Miss	6	8	96	H	VCU	10	1			
					44	H	Maryland	6	10								
					44	H	Maryland	10	7								
<hr/>																	
LAST 10 GAMES																	
164 N Northeastern					10	1	246 A Towson					7	6	214 H VMI		4	3
127 N Delaware					3	10	246 A Towson					8	0	220 A Campbell		5	12
127 N Delaware					8	14	5 A North Carolina					2	7	220 H Campbell		2	4
120 N William & Mary					6	2	210 A Elon					3	5	240 H James Madison		6	2
246 A Towson					2	4	210 A Elon					3	2	240 H James Madison		7	5

Non-Div. I Games:

UNCW

RPI	S	Opponent	Score	
240	H	James Madison	4	1
246	A	Towson	8	0
246	A	Towson	2	4
246	A	Towson	7	6
252	A	N.C. Central	16	8
252	A	N.C. Central	6	8
252	H	N.C. Central	3	0
258	H	Longwood	7	3
258	H	Longwood	3	5
258	H	Longwood	11	1
271	A	Hofstra	20	7
271	A	Hofstra	3	6
271	A	Hofstra	7	4

UNCW

U
N
C
W

U
N
C
W

R
u
t
g
e
r
s

Rutgers				Through Games Of June 27, 2017 (FINAL)										
Average RPI Win:		166	WON-LOST	WINNING	LAST 10	STRENGTH OF	OPP. STRENGTH	TEAM	ADJ		CONF.	ADJ CONF.		
Average RPI Loss:		84	RECORD	PCT. RANK	GAMES	SCHEDULE	OF SCHEDULE	RPI	RPI		RPI	RPI		
DIV. I ONLY			19-34-0	.35849	247	2-8-0	38	124	140	.50295	139	7	7	
DIV. I NON-CONF.			12-18-0	.4	214	0-0-0	66	143	110	.51729	110	7	7	
TOTALS		RPI 1-25		RPI 26-50		W-L RECORDS		RPI 51-100		RPI 101-150		RPI 150+		
19-34-0		0-3-0		2-10-0		OVERALL		3-11-0		6-5-0		8-5-0		
8-10-0		0-0-0		1-5-0		HOME		0-1-0		4-3-0		3-1-0		
11-24-0		0-3-0		1-5-0		AWAY		3-10-0		2-2-0		5-4-0		
0-0-0		0-0-0		0-0-0		NEUTRAL		0-0-0		0-0-0		0-0-0		
12-18-0		0-3-0		1-5-0		NON-CONFERENCE		1-5-0		2-3-0		8-2-0		
3-3-0		0-0-0		0-0-0		HOME		0-1-0		0-1-0		3-1-0		
9-15-0		0-3-0		1-0-		AWAY		1-4-0		2-2-0		5-1-0		
0-0-0		0-0-0		0-0-0		NEUTRAL		0-0-0		0-0-0		0-0-0		
7-16-0		0-0-0		1-5-0		CONFERENCE		2-6-0		4-2-0		0-3-0		
5-7-0		0-0-0		1-5-0		HOME		0-0-0		4-2-0		0-0-0		
2-9-0		0-0-0		0-0-0		AWAY		2-6-0		0-0-0		0-3-0		
0-0-0		0-0-0		0-0-0		NEUTRAL		0-0-0		0-0-0		0-0-0		
RPI	S	Opponent	Score		RPI	S	Opponent	Score		RPI	S	Opponent	Score	
16	A	Virginia	3	7	35	A	FGCU	3	8	51	A	Old Dominion	8	5
16	A	Virginia	2	18	35	A	FGCU	4	13	51	A	Old Dominion	4	15
16	A	Virginia	4	12	35	A	FGCU	2	5	51	A	Old Dominion	2	6
					40	H	Michigan	3	8	54	A	Nebraska	5	8
					40	H	Michigan	12	5	54	A	Nebraska	6	7
					40	H	Michigan	3	6	54	A	Nebraska	3	9
					43	A	Miami (FL)	4	8	57	A	Fla. Atlantic	2	14
					43	A	Miami (FL)	17	6	72	A	Minnesota	2	6
					43	A	Miami (FL)	0	3	72	A	Minnesota	0	6
					44	H	Maryland	1	6	80	A	Iowa	13	5
					44	H	Maryland	1	5	80	A	Iowa	5	3
					44	H	Maryland	1	9	80	A	Iowa	3	8
										93	A	Seton Hall	9	10
										93	H	Seton Hall	6	9

Non-Div. I Games:

Rutgers

R
u
t
g
e
r
s

Average RPI Win:	130	WON-LOST	WINNING	LAST 10	STRENGTH OF	OPP. STRENGTH	TEAM	ADJ	CONF.	ADJ CONF.		
Average RPI Loss:	94	RECORD	PCT. RANK	GAMES	SCHEDULE	OF SCHEDULE	RPI	RPI	RPI	RPI		
DIV. I ONLY		24-32-0	.42857	214	4-6-0	61	81	141	.50191	140	8	8
DIV. I NON-CONF.		16-16-0	.5	142	2-0-0	20	86	75	.53336	75	8	8
<hr/>												
TOTALS	RPI 1-25	RPI 26-50		W-L RECORDS		RPI 51-100		RPI 101-150		RPI 150+		
24-32-0	2-7-0	0-1-0		OVERALL		6-9-0		6-8-0		10-7-0		
16-14-0	1-2-0	0-1-0		HOME		4-3-0		3-4-0		8-4-0		
8-18-0	1-5-0	0-0-0		AWAY		2-6-0		3-4-0		2-3-0		
0-0-0	0-0-0	0-0-0		NEUTRAL		0-0-0		0-0-0		0-0-0		
16-16-0	0-3-0	0-1-0		NON-CONFERENCE		6-9-0		4-1-0		6-2-0		
12-6-0	0-0-0	0-1-0		HOME		4-3-0		3-1-0		5-1-0		
4-10-0	0-3-0	0-0-		AWAY		2-6-0		1-0-0		1-1-0		
0-0-0	0-0-0	0-0-0		NEUTRAL		0-0-0		0-0-0		0-0-0		
8-16-0	2-4-0	0-0-0		CONFERENCE		0-0-0		2-7-0		4-5-0		
4-8-0	1-2-0	0-0-0		HOME		0-0-0		0-3-0		3-3-0		
4-8-0	1-2-0	0-0-0		AWAY		0-0-0		2-4-0		1-2-0		
0-0-0	0-0-0	0-0-0		NEUTRAL		0-0-0		0-0-0		0-0-0		
<hr/>												
RPI S	Opponent	Score		RPI S	Opponent	Score		RPI S	Opponent	Score		
9 A	Kentucky	1	2	50 H	Gonzaga	1	4	56 A	BYU	10	8	
9 A	Kentucky	2	3					56 A	BYU	6	7	
9 A	Kentucky	1	12					56 A	BYU	8	14	
14 H	Long Beach St.	3	2					56 A	BYU	3	17	
14 H	Long Beach St.	3	9					67 A	Loyola Marymount	2	8	
14 H	Long Beach St.	2	5					67 A	Loyola Marymount	6	3	
25 A	Cal St. Fullerton	4	8					67 A	Loyola Marymount	0	1	
25 A	Cal St. Fullerton	6	3					70 A	Saint Mary's (CA)	5	15	
25 A	Cal St. Fullerton	3	12					70 H	Saint Mary's (CA)	1	4	
								73 H	San Diego St.	3	5	
								73 H	San Diego St.	6	5	
								73 H	San Diego St.	4	5	
								82 H	Tulane	6	5	
								82 H	Tulane	14	1	
								82 H	Tulane	7	4	
LAST 10 GAMES				LAST 10 GAMES				LAST 10 GAMES				
149 A	Hawaii	6	9	110 H	Cal Poly	4	7	174 H	UC Davis	0	2	
149 A	Hawaii	2	3	110 H	Cal Poly	2	11	176 A	CSUN	8	10	
149 A	Hawaii	7	2	144 A	Southern California	6	5	176 A	CSUN	15	6	
144 H	Southern California	11	2	25 A	Cal St. Fullerton	3	12	176 A	CSUN	3	7	
110 H	Cal Poly	2	9	25 A	Cal St. Fullerton	6	3	179 H	Stony Brook	0	7	
								179 H	Stony Brook	8	5	

Non-Div. I Games:

UC Santa Barbara

RPI	S	Opponent	Score	
179	H	Stony Brook	12	4
195	A	Pepperdine	6	3
195	H	Pepperdine	10	3
206	H	Nevada	10	3

UC Santa Barbara

U
C
S
a
n
t
a
B
a
r
b
a
r
a

U
C
S
a
n
t
a
B
a
r
b
a
r
a

Average RPI Win: 207		WON-LOST	WINNING	LAST 10	STRENGTH OF		OPP. STRENGTH	TEAM	ADJ		CONF.	ADJ CONF.			
Average RPI Loss: 153		RECORD	PCT. RANK	GAMES	SCHEDULE		OF SCHEDULE	RPI	RPI		RPI	RPI			
DIV. I ONLY		35-21-0	.625	52	7-3-0		251	208	138		.50147	141			
DIV. I NON-CONF.		20-9-0	.68966	35	1-0-0		275	250	125		.50857	127			
TOTALS		RPI 1-25	RPI 26-50		W-L RECORDS		RPI 51-100		RPI 101-150		RPI 150+				
35-21-0		0-1-0	1-1-0		OVERALL		2-5-0		3-3-0		29-11-0				
16-6-0		0-1-0	0-0-0		HOME		0-0-0		1-0-0		15-5-0				
10-12-0		0-0-0	1-0-0		AWAY		1-4-0		0-3-0		8-5-0				
9-3-0		0-0-0	0-1-0		NEUTRAL		1-1-0		2-0-0		6-1-0				
20-9-0		0-1-0	1-1-0		NON-CONFERENCE		0-0-0		3-3-0		16-4-0				
9-2-0		0-1-0	0-0-0		HOME		0-0-0		1-0-0		8-1-0				
5-6-0		0-0-0	1-0-		AWAY		0-0-0		0-3-0		4-3-0				
6-1-0		0-0-0	0-1-0		NEUTRAL		0-0-0		2-0-0		4-0-0				
15-12-0		0-0-0	0-0-0		CONFERENCE		2-5-0		0-0-0		13-7-0				
7-4-0		0-0-0	0-0-0		HOME		0-0-0		0-0-0		7-4-0				
5-6-0		0-0-0	0-0-0		AWAY		1-4-0		0-0-0		4-2-0				
3-2-0		0-0-0	0-0-0		NEUTRAL		1-1-0		0-0-0		2-1-0				
RPI S	Opponent	Score		RPI S	Opponent	Score		RPI S	Opponent	Score		RPI S	Opponent	Score	
22 H	Missouri St.	8	15	40 N	Michigan	1	6	68 A	Rhode Island	4	6	121 N	Notre Dame	8	6
				48 A	Oklahoma St.	10	7	68 A	Rhode Island	0	6	121 N	Notre Dame	8	3
								68 N	Rhode Island	4	2	123 A	Purdue	3	4
								94 A	Davidson	7	8	123 A	Purdue	2	5
								94 A	Davidson	3	6	136 A	Southeast Mo. St.	2	13
								94 A	Davidson	7	5	136 H	Southeast Mo. St.	6	5
								94 N	Davidson	7	8	151 A	Butler	5	6
												151 A	Butler	4	2
												151 A	Butler	3	6
												153 H	St. Bonaventure	4	2
												153 H	St. Bonaventure	5	6
												153 H	St. Bonaventure	9	4
												153 N	St. Bonaventure	3	1
												168 N	Creighton	7	3
												190 N	George Washington	4	6
												192 A	George Mason	2	6
												192 A	George Mason	7	2
												192 A	George Mason	4	3
												192 N	George Mason	9	6
												194 H	Fordham	10	0
												194 H	Fordham	1	7
LAST 10 GAMES															
				94 N	Davidson	7	8	192 A	George Mason	2	6	198 A	Eastern Ill.	8	5
				68 N	Rhode Island	4	2	192 A	George Mason	7	2	198 H	Eastern Ill.	12	1
				192 N	George Mason	9	6	192 A	George Mason	4	3	200 N	Southern Ill.	6	4
				153 N	St. Bonaventure	3	1	192 A	George Mason	4	3	228 A	SIUE	12	3
				153 N	St. Bonaventure	3	1	200 N	Southern Ill.	6	4	228 H	SIUE	24	9
				190 N	George Washington	4	6	257 H	Richmond	8	2	254 A	Massachusetts	8	1

Non-Div. I Games: McKendree 3 5

Saint Louis

Saint Louis

Average RPI Win: 147		WON-LOST	WINNING	LAST 10	STRENGTH OF		OPP. STRENGTH	TEAM	ADJ		CONF.	ADJ CONF.			
Average RPI Loss: 108		RECORD	PCT. RANK	GAMES	SCHEDULE		OF SCHEDULE	RPI	RPI	RPI	RPI				
DIV. I ONLY		23-28-0	.45098	192	5-5-0		90	143	142	.50136	142	7	7		
DIV. I NON-CONF.		14-13-0	.51852	132	1-0-0		152	202	137	.50294	137	7	7		
TOTALS		RPI 1-25	RPI 26-50		W-L RECORDS		RPI 51-100		RPI 101-150		RPI 150+				
23-28-0	0-1-0	4-4-0		OVERALL		5-10-0		1-7-0		13-6-0					
11-11-0	0-0-0	2-1-0		HOME		1-5-0		0-0-0		8-5-0					
10-14-0	0-0-0	1-2-0		AWAY		4-5-0		1-7-0		4-0-0					
2-3-0	0-1-0	1-1-0		NEUTRAL		0-0-0		0-0-0		1-1-0					
14-13-0	0-1-0	1-1-0		NON-CONFERENCE		2-4-0		0-2-0		11-5-0					
6-4-0	0-0-0	0-0-0		HOME		0-0-0		0-0-0		6-4-0					
6-6-0	0-0-0	0-0-		AWAY		2-4-0		0-2-0		4-0-0					
2-3-0	0-1-0	1-1-0		NEUTRAL		0-0-0		0-0-0		1-1-0					
9-15-0	0-0-0	3-3-0		CONFERENCE		3-6-0		1-5-0		2-1-0					
5-7-0	0-0-0	2-1-0		HOME		1-5-0		0-0-0		2-1-0					
4-8-0	0-0-0	1-2-0		AWAY		2-1-0		1-5-0		0-0-0					
0-0-0	0-0-0	0-0-0		NEUTRAL		0-0-0		0-0-0		0-0-0					
RPI S	Opponent	Score		RPI S	Opponent	Score		RPI S	Opponent	Score					
19 N	Houston	5	11	40 A	Michigan	0	7	57 A	Fla. Atlantic	10	11	104 A	Lamar University	9	15
				40 A	Michigan	7	5	57 A	Fla. Atlantic	14	4	104 A	Lamar University	1	2
				40 A	Michigan	8	9	57 A	Fla. Atlantic	2	16	123 A	Purdue	1	2
				44 H	Maryland	8	6	60 A	Coastal Caro.	7	6	123 A	Purdue	1	4
				44 H	Maryland	6	2	60 A	Coastal Caro.	2	3	123 A	Purdue	2	4
				44 H	Maryland	4	9	60 A	Coastal Caro.	0	6	139 A	Rutgers	7	5
				49 N	Missouri	5	3	72 A	Minnesota	9	5	139 A	Rutgers	7	8
				49 N	Missouri	6	7	72 A	Minnesota	14	1	139 A	Rutgers	3	8
								72 A	Minnesota	4	5	166 H	Indiana St.	6	4
								78 H	Michigan St.	6	17	166 H	Indiana St.	2	1
								78 H	Michigan St.	4	12	166 H	Indiana St.	5	2
								78 H	Michigan St.	1	12	181 H	Northwestern	10	8
								80 H	Iowa	5	6	181 H	Northwestern	4	11
								80 H	Iowa	3	8	181 H	Northwestern	4	3
								80 H	Iowa	12	8	200 A	Southern Ill.	6	5
												200 H	Southern Ill.	5	8
												200 H	Southern Ill.	1	3
												208 A	Bradley	8	6
												208 H	Bradley	0	2
												209 A	A&M-Corpus Christi	15	14
												223 H	Western Mich.	13	3
												229 H	Toledo	4	10
												229 H	Toledo	11	5
												253 N	Milwaukee	2	4
												253 N	Milwaukee	10	2
												268 A	Illinois St.	6	5
												268 H	Illinois St.	7	1
LAST 10 GAMES															
				80 H	Iowa	12	8	139 A	Rutgers	3	8				
				80 H	Iowa	3	8	44 H	Maryland	8	6				
				80 H	Iowa	5	6	44 H	Maryland	6	2				
				139 A	Rutgers	7	8	44 H	Maryland	4	9				
				139 A	Rutgers	7	5	200 A	Southern Ill.	6	5				

Non-Div. I Games:

Illinois

Average RPI Win: 187		WON-LOST	WINNING	LAST 10	STRENGTH OF		OPP. STRENGTH	TEAM	ADJ	CONF.	ADJ CONF.
Average RPI Loss: 95		RECORD	PCT. RANK	GAMES	SCHEDULE		OF SCHEDULE	RPI	RPI	RPI	RPI
DIV. I ONLY		29-27-0	.51786	134	6-4-0		130	162	143	.50116	143
DIV. I NON-CONF.		14-12-0	.53846	124	1-0-0		210	220	205	.47339	205
TOTALS		RPI 1-25	RPI 26-50		W-L RECORDS		RPI 51-100		RPI 101-150		RPI 150+
29-27-0		1-5-0	1-9-0		OVERALL		1-3-0		8-4-0		18-6-0
21-9-0		0-1-0	0-2-0		HOME		1-1-0		4-1-0		16-4-0
7-15-0		0-2-0	1-6-0		AWAY		0-2-0		4-3-0		2-2-0
1-3-0		1-2-0	0-1-0		NEUTRAL		0-0-0		0-0-0		0-0-0
14-12-0		1-5-0	0-1-0		NON-CONFERENCE		1-3-0		0-0-0		12-3-0
13-4-0		0-1-0	0-0-0		HOME		1-1-0		0-0-0		12-2-0
0-5-0		0-2-0	0-0-		AWAY		0-2-0		0-0-0		0-1-0
1-3-0		1-2-0	0-1-0		NEUTRAL		0-0-0		0-0-0		0-0-0
15-15-0		0-0-0	1-8-0		CONFERENCE		0-0-0		8-4-0		6-3-0
8-5-0		0-0-0	0-2-0		HOME		0-0-0		4-1-0		4-2-0
7-10-0		0-0-0	1-6-0		AWAY		0-0-0		4-3-0		2-1-0
0-0-0		0-0-0	0-0-0		NEUTRAL		0-0-0		0-0-0		0-0-0
RPI S	Opponent	Score	RPI S	Opponent	Score	RPI S	Opponent	Score	RPI S	Opponent	Score
3 A	LSU	2 3	30 A	Southeastern La.	3 2	55 A	Louisiana	2 18	104 A	Lamar University	5 4
10 N	Wake Forest	0 5	30 H	Southeastern La.	0 4	55 H	Louisiana	3 1	104 A	Lamar University	5 7
10 N	Wake Forest	12 5	30 H	Southeastern La.	6 11	82 A	Tulane	3 9	104 A	Lamar University	2 0
11 N	Southern Miss.	8 16	37 N	Ole Miss	0 5	82 H	Tulane	2 3	113 A	Central Ark.	5 0
19 A	Houston	3 5	38 A	Sam Houston St.	3 8				113 A	Central Ark.	6 7
20 H	West Virginia	1 8	38 A	Sam Houston St.	2 11				113 A	Central Ark.	4 5
			38 A	Sam Houston St.	5 6				114 A	New Orleans	3 0
			45 A	McNeese	2 9				114 H	New Orleans	8 7
			45 A	McNeese	3 12				114 H	New Orleans	2 6
			45 A	McNeese	8 11				118 H	Houston Baptist	2 1
									118 H	Houston Baptist	3 1
									118 H	Houston Baptist	3 2
									152 H	SFA	2 4
									152 H	SFA	15 6
									152 H	SFA	3 1
									219 H	Brown	4 1
									219 H	Brown	3 1
									219 H	Brown	4 3
									226 H	Jackson St.	4 2
									241 A	Northwestern St.	5 8
									241 A	Northwestern St.	9 1
									241 A	Northwestern St.	8 4
									256 H	LIU Brooklyn	3 0
									267 H	Texas Southern	2 1
									267 H	Texas Southern	10 1
									267 H	Texas Southern	2 3
									271 H	Hofstra	3 10
LAST 10 GAMES			113 A	Central Ark.	4 5	114 H	New Orleans	2 6	256 H	LIU Brooklyn	3 0
			113 A	Central Ark.	6 7	226 H	Jackson St.	4 2	267 H	Texas Southern	2 1
			113 A	Central Ark.	5 0	152 H	SFA	3 1	267 H	Texas Southern	10 1
			114 H	New Orleans	8 7	152 H	SFA	2 4	267 H	Texas Southern	2 3
			114 A	New Orleans	3 0	152 H	SFA	15 6	271 H	Hofstra	3 10

Non-Div. I Games:

Nicholls St.

Nicholls.

Nicholls.

Nicholls St.

Average RPI Win: 116		WON-LOST	WINNING	LAST 10	STRENGTH OF		OPP. STRENGTH	TEAM	ADJ		CONF.	ADJ CONF.
Average RPI Loss: 64		RECORD	PCT. RANK	GAMES	SCHEDULE		OF SCHEDULE	RPI	RPI		RPI	RPI
DIV. I ONLY		21-34-0	.38182	237	2-8-0		37	50	144		5	5
DIV. I NON-CONF.		12-12-0	.5	142	0-2-0		57	113	100		4	4
TOTALS		RPI 1-25	RPI 26-50		W-L RECORDS		RPI 51-100		RPI 101-150		RPI 150+	
21-34-0		5-9-0	0-4-0		OVERALL		6-15-0		4-4-0		6-2-0	
14-14-0		3-2-0	0-1-0		HOME		2-6-0		4-3-0		5-2-0	
6-20-0		2-7-0	0-3-0		AWAY		3-9-0		0-1-0		1-0-0	
1-0-0		0-0-0	0-0-0		NEUTRAL		1-0-0		0-0-0		0-0-0	
12-12-0		3-5-0	0-1-0		NON-CONFERENCE		3-2-0		0-2-0		6-2-0	
8-5-0		2-0-0	0-1-0		HOME		1-1-0		0-1-0		5-2-0	
4-7-0		1-5-0	0-0-		AWAY		2-1-0		0-1-0		1-0-0	
0-0-0		0-0-0	0-0-0		NEUTRAL		0-0-0		0-0-0		0-0-0	
9-22-0		2-4-0	0-3-0		CONFERENCE		3-13-0		4-2-0		0-0-0	
6-9-0		1-2-0	0-0-0		HOME		1-5-0		4-2-0		0-0-0	
2-13-0		1-2-0	0-3-0		AWAY		1-8-0		0-0-0		0-0-0	
1-0-0		0-0-0	0-0-0		NEUTRAL		1-0-0		0-0-0		0-0-0	
RPI S	Opponent	Score	RPI S	Opponent	Score	RPI S	Opponent	Score	RPI S	Opponent	Score	
1 A	Oregon St.	1 10	28 A	Arizona	4 9	53 H	San Diego	3 8	106 H	Arizona St.	7 4	
1 A	Oregon St.	1 3	28 A	Arizona	1 8	64 A	California	6 8	106 H	Arizona St.	0 7	
1 A	Oregon St.	7 5	28 A	Arizona	1 5	64 A	California	8 9	106 H	Arizona St.	5 4	
10 A	Wake Forest	5 15	40 H	Michigan	1 4	64 A	California	9 13	123 H	Washington St.	1 4	
10 A	Wake Forest	15 9				65 H	UCLA	2 4	123 H	Washington St.	4 2	
10 A	Wake Forest	5 18				65 H	UCLA	0 13	123 H	Washington St.	12 3	
13 H	Stanford	3 6				65 H	UCLA	0 2	140 A	UC Santa Barbara	2 11	
13 H	Stanford	7 5				65 N	UCLA	4 3	140 H	UC Santa Barbara	5 6	
13 H	Stanford	3 8				67 A	Loyola Marymount	3 4	161 A	UC Irvine	9 7	
14 A	Long Beach St.	0 6				69 A	Utah	7 9	161 H	UC Irvine	3 14	
14 H	Long Beach St.	4 3				69 A	Utah	5 6	199 H	Holy Cross	4 6	
25 A	Cal St. Fullerton	5 13				69 A	Utah	2 4	199 H	Holy Cross	6 3	
25 A	Cal St. Fullerton	1 2				73 A	San Diego St.	1 0	199 H	Holy Cross	5 2	
25 H	Cal St. Fullerton	13 9				73 H	San Diego St.	2 0	295 H	Coppin St.	9 4	
						83 A	Washington	9 6	295 H	Coppin St.	6 2	
						83 A	Washington	4 7	295 H	Coppin St.	22 2	
						83 A	Washington	10 11				
						89 H	Oregon	2 3				
						89 H	Oregon	2 6				
						89 H	Oregon	14 9				
			LAST 10 GAMES									
			83 A	Washington	4 7							
			83 A	Washington	9 6							
			83 A	Washington	10 11							
			140 A	UC Santa Barbara	2 11							
			89 H	Oregon	2 3							

Non-Div. I Games:

Southern California

Average RPI Win:		233	WON-LOST RECORD		WINNING PCT. RANK		LAST 10 GAMES		STRENGTH OF SCHEDULE		OPP. STRENGTH OF SCHEDULE		TEAM RPI		ADJ RPI		CONF. RPI		ADJ CONF. RPI	
DIV. I ONLY			36-22-0		.62069 57		8-2-0		237		269		145		.5004 145		30		30	
DIV. I NON-CONF.			12-15-0		.44444 185		1-2-0		51		186		112		.51549 112		27		27	
TOTALS		RPI 1-25		RPI 26-50		W-L RECORDS		RPI 51-100		RPI 101-150		RPI 150+								
36-22-0		0-1-0		0-5-0		OVERALL		2-4-0		1-0-0		33-12-0								
17-7-0		0-0-0		0-1-0		HOME		1-1-0		0-0-0		16-5-0								
11-13-0		0-1-0		0-4-0		AWAY		1-2-0		0-0-0		10-6-0								
8-2-0		0-0-0		0-0-0		NEUTRAL		0-1-0		1-0-0		7-1-0								
12-15-0		0-1-0		0-5-0		NON-CONFERENCE		2-4-0		1-0-0		9-5-0								
4-3-0		0-0-0		0-1-0		HOME		1-1-0		0-0-0		3-1-0								
3-10-0		0-1-0		0-0-		AWAY		1-2-0		0-0-0		2-3-0								
5-2-0		0-0-0		0-0-0		NEUTRAL		0-1-0		1-0-0		4-1-0								
24-7-0		0-0-0		0-0-0		CONFERENCE		0-0-0		0-0-0		24-7-0								
13-4-0		0-0-0		0-0-0		HOME		0-0-0		0-0-0		13-4-0								
8-3-0		0-0-0		0-0-0		AWAY		0-0-0		0-0-0		8-3-0								
3-0-0		0-0-0		0-0-0		NEUTRAL		0-0-0		0-0-0		3-0-0								
RPI	S	Opponent		Score		RPI	S	Opponent		Score		RPI	S	Opponent		Score				
4	A	TCU		6 9		29	A	Oklahoma		0 3		52	N	DBU		5 6				
						29	A	Oklahoma		2 13		62	A	Binghamton		1 6				
						29	A	Oklahoma		1 6		62	A	Binghamton		2 3				
						29	A	Oklahoma		2 11		62	A	Binghamton		3 2				
						42	H	UConn		5 7		62	H	Binghamton		0 3				
												62	H	Binghamton		2 1				
												112	N	Marist		3 2				
												162	H	Bryant		0 7				
												162	H	Bryant		8 0				
												162	H	Bryant		9 7				
												162	H	Bryant		3 6				
												182	H	UMass Lowell		5 0				
												184	A	Hartford		11 10				
												184	H	Hartford		6 4				
												193	N	Maine		6 3				
												193	N	Maine		3 6				
												199	N	Holy Cross		3 2				
												202	A	Navy		6 11				
												202	A	Navy		3 7				
												227	A	Siena		4 5				
												232	H	Sacred Heart		2 1				
												232	H	Sacred Heart		2 6				
												232	H	Sacred Heart		9 1				
												232	H	Sacred Heart		11 5				
												232	H	Sacred Heart		9 5				
												232	H	Sacred Heart		3 4				
												232	N	Sacred Heart		6 3				
												232	N	Sacred Heart		10 4				
												236	N	South Dakota St.		15 6				
												236	N	South Dakota St.		6 4				
												247	A	Quinnipiac		24 13				
												247	H	Quinnipiac		6 3				
												254	H	Massachusetts		0 15				
LAST 10 GAMES																				
						52	N	DBU		5 6		288	H	Fairleigh Dickinson		17 3				
						4	A	TCU		6 9		288	H	Fairleigh Dickinson		10 5				
						232	N	Sacred Heart		6 3		288	H	Fairleigh Dickinson		9 4				
						232	N	Sacred Heart		10 4		288	H	Fairleigh Dickinson		14 6				
						272	N	Wagner		5 4		184	A	Hartford		11 10				

Non-Div. I Games:

Central Conn. St.

RPI	S	Opponent	Score	
256	A	LIU Brooklyn	4	6
256	A	LIU Brooklyn	3	0
256	A	LIU Brooklyn	9	8
256	A	LIU Brooklyn	5	0
272	A	Wagner	2	5
272	A	Wagner	4	5
272	A	Wagner	7	4
272	A	Wagner	10	7
272	N	Wagner	5	4
288	H	Fairleigh Dickinson	17	3
288	H	Fairleigh Dickinson	14	6
288	H	Fairleigh Dickinson	10	5
288	H	Fairleigh Dickinson	9	4
296	A	Mt. St. Mary's	7	5
296	A	Mt. St. Mary's	11	3
296	A	Mt. St. Mary's	7	2
296	H	Mt. St. Mary's	4	0
296	H	Mt. St. Mary's	9	1
296	H	Mt. St. Mary's	2	0

Central Conn. St.
.
S
t
.

C
e
n
t
r
a
l
C
o
n
n
.
S
t
.

Average RPI Win:	189	WON-LOST RECORD	WINNING PCT. RANK	LAST 10 GAMES	STRENGTH OF SCHEDULE	OPP. STRENGTH OF SCHEDULE	TEAM RPI	ADJ RPI	CONF. RPI	ADJ CONF. RPI				
DIV. I ONLY		28-30-0	.48276	164	5-5-0	119	128	146	.49958	146	16	16		
DIV. I NON-CONF.		17-17-0	.5	142	1-0-0	47	83	106	.51882	106	13	13		
<hr/>														
TOTALS	RPI 1-25	RPI 26-50		W-L RECORDS		RPI 51-100		RPI 101-150		RPI 150+				
28-30-0	0-10-0	1-4-0		OVERALL		4-5-0		4-2-0		19-9-0				
22-7-0	0-3-0	0-1-0		HOME		3-0-0		3-0-0		16-3-0				
5-21-0	0-6-0	1-3-0		AWAY		1-5-0		1-2-0		2-5-0				
1-2-0	0-1-0	0-0-0		NEUTRAL		0-0-0		0-0-0		1-1-0				
17-17-0	0-6-0	1-4-0		NON-CONFERENCE		3-3-0		4-2-0		9-2-0				
15-5-0	0-3-0	0-1-0		HOME		3-0-0		3-0-0		9-1-0				
2-12-0	0-3-0	1-0-		AWAY		0-3-0		1-2-0		0-1-0				
0-0-0	0-0-0	0-0-0		NEUTRAL		0-0-0		0-0-0		0-0-0				
11-13-0	0-4-0	0-0-0		CONFERENCE		1-2-0		0-0-0		10-7-0				
7-2-0	0-0-0	0-0-0		HOME		0-0-0		0-0-0		7-2-0				
3-9-0	0-3-0	0-0-0		AWAY		1-2-0		0-0-0		2-4-0				
1-2-0	0-1-0	0-0-0		NEUTRAL		0-0-0		0-0-0		1-1-0				
RPI	S	Opponent	Score		RPI	S	Opponent	Score		RPI	S	Opponent	Score	
3	A	LSU	1	6	29	A	Oklahoma	4	2	52	A	DBU	8	6
3	A	LSU	5	12	47	A	Louisiana Tech	1	15	52	A	DBU	9	10
3	A	LSU	2	9	47	A	Louisiana Tech	2	6	52	A	DBU	2	13
7	H	Texas Tech	5	10	47	A	Louisiana Tech	10	12	66	A	Kansas	6	8
7	H	Texas Tech	1	4	48	H	Oklahoma St.	3	6	66	H	Kansas	8	0
7	H	Texas Tech	1	3						75	A	Oral Roberts	4	7
22	A	Missouri St.	5	12						75	H	Oral Roberts	7	6
22	A	Missouri St.	4	13						98	A	Kansas St.	4	5
22	A	Missouri St.	1	8						98	H	Kansas St.	3	2
22	N	Missouri St.	3	6										
		</												

Non-Div. I Games:

Wichita St.

RPI	S	Opponent	Score	
264	H	Utah Valley	16	2
264	H	Utah Valley	6	5
268	H	Illinois St.	12	7
268	H	Illinois St.	11	1
268	H	Illinois St.	10	5
268	N	Illinois St.	4	7
280	H	Omaha	8	0

Wichita St.

W
i
c
h
i
t
a
s
t
.

W
i
c
h
i
t
a
s
t
.

Average RPI Win:		175	WON-LOST RECORD		WINNING PCT. RANK		LAST 10 GAMES		STRENGTH OF SCHEDULE		OPP. STRENGTH OF SCHEDULE		TEAM RPI		ADJ RPI		CONF. RPI		ADJ CONF. RPI					
DIV. I ONLY			28-31-0		.47458	172		4-6-0		112		127		147		.49857		147		21				
DIV. I NON-CONF.			13-18-0		.41935	202		1-2-0		41		39		130		.50723		130		22				
TOTALS		RPI 1-25		RPI 26-50		W-L RECORDS		RPI 51-100		RPI 101-150		RPI 150+												
28-31-0		0-2-0		1-2-0		OVERALL		6-13-0		6-7-0		15-7-0												
17-13-0		0-1-0		1-2-0		HOME		3-7-0		3-1-0		10-2-0												
9-16-0		0-1-0		0-0-0		AWAY		3-6-0		2-5-0		4-4-0												
2-2-0		0-0-0		0-0-0		NEUTRAL		0-0-0		1-1-0		1-1-0												
13-18-0		0-2-0		1-2-0		NON-CONFERENCE		6-13-0		1-1-0		5-0-0												
7-11-0		0-1-0		1-2-0		HOME		3-7-0		0-1-0		3-0-0												
6-7-0		0-1-0		0-0-		AWAY		3-6-0		1-0-0		2-0-0												
0-0-0		0-0-0		0-0-0		NEUTRAL		0-0-0		0-0-0		0-0-0												
15-13-0		0-0-0		0-0-0		CONFERENCE		0-0-0		5-6-0		10-7-0												
10-2-0		0-0-0		0-0-0		HOME		0-0-0		3-0-0		7-2-0												
3-9-0		0-0-0		0-0-0		AWAY		0-0-0		1-5-0		2-4-0												
2-2-0		0-0-0		0-0-0		NEUTRAL		0-0-0		1-1-0		1-1-0												
RPI	S	Opponent		Score		RPI	S	Opponent		Score		RPI	S	Opponent		Score		RPI	S	Opponent		Score		
15	A	Clemson		2	7	28	H	Arizona		3	1	54	A	Nebraska		2	6	120	A	William & Mary		0	2	
15	H	Clemson		4	8	28	H	Arizona		0	6	54	A	Nebraska		1	6	120	A	William & Mary		4	6	
						28	H	Arizona		3	4	54	A	Nebraska		1	10	120	A	William & Mary		6	7	
												60	A	Coastal Caro.		7	16	120	N	William & Mary		7	6	
												60	A	Coastal Caro.		6	5	127	A	Delaware		11	7	
												60	H	Coastal Caro.		5	8	127	A	Delaware		4	17	
												81	H	East Carolina		12	15	127	A	Delaware		1	6	
												81	H	East Carolina		7	12	127	N	Delaware		0	9	
												85	A	Georgia		9	3	128	A	North Florida		20	3	
												85	A	Georgia		8	9	128	H	North Florida		2	11	
												85	A	Georgia		15	6	138	H	UNCW		7	6	
												87	A	Ga. Southern		7	14	138	H	UNCW		2	0	
												87	H	Ga. Southern		4	8	138	H	UNCW		8	7	
												92	H	Kent St.		5	13	164	A	Northeastern		3	6	
												92	H	Kent St.		10	7	164	A	Northeastern		3	4	
												92	H	Kent St.		0	5	164	A	Northeastern		3	6	
												95	H	Cincinnati		5	3	164	N	Northeastern		5	8	
												95	H	Cincinnati		4	5	210	H	Elon		4	6	
												95	H	Cincinnati		4	3	210	H	Elon		5	3	
																		210	H	Elon		11	2	
																		210	N	Elon		1	0	
																		238	A	Charleston So.		13	5	
																		238	H	Charleston So.		9	5	
																		239	A	The Citadel		10	1	
																		239	H	The Citadel		3	1	
																		239	H	The Citadel		3	2	
																		240	A	James Madison		8	4	
						LAST 10 GAMES																		
						164 N Northeastern						127 A Delaware						1						6
						120 N William & Mary						127 A Delaware						4						17
						210 N Elon						238 H Charleston So.						9						5
						127 N Delaware						28 H Arizona						0						6
						127 A Delaware						28 H Arizona						3						4

Non-Div. I Games:

Col. of Charleston

RPI	S	Opponent	Score	
240	A	James Madison	5	6
240	A	James Madison	12	11
246	H	Towson	16	3
246	H	Towson	8	1
246	H	Towson	5	0
271	H	Hofstra	1	2
271	H	Hofstra	4	2
271	H	Hofstra	12	1

Col. of Charleston

C
o
l
.
o
f
C
h
a
r
l
e
s
t
o
n

C
o
l
.
o
f
C
h
a
r
l
e
s
t
o
n

C
a
n
i
s
i
u
s

Canisius

RPI	S	Opponent	Score	
217	N	Niagara	8	0
225	H	Rider	9	0
225	H	Rider	7	0
225	H	Rider	4	3
225	N	Rider	11	8
227	A	Siena	7	2
227	A	Siena	4	2
227	A	Siena	3	8
230	H	Buffalo	6	5
230	H	Buffalo	13	5
230	H	Buffalo	6	14
237	A	Iona	2	0
237	A	Iona	1	0
237	A	Iona	5	4
237	N	Iona	2	5
247	A	Quinnipiac	3	2
247	A	Quinnipiac	10	4
247	A	Quinnipiac	4	7
266	H	Manhattan	16	5
266	H	Manhattan	0	2
266	H	Manhattan	3	2
278	H	Youngstown St.	2	4
284	N	Chicago St.	8	1
289	N	NJIT	6	1
298	N	Fort Wayne	13	6
298	N	Fort Wayne	8	4

Canisius

C
a
n
i
s
i
u
s

C
a
n
i
s
i
u
s

Average RPI Win: 157		WON-LOST RECORD	WINNING PCT. RANK	LAST 10 GAMES	STRENGTH OF SCHEDULE	OPP. STRENGTH OF SCHEDULE	TEAM RPI	ADJ RPI	CONF. RPI	ADJ CONF. RPI						
Average RPI Loss: 94																
DIV. I ONLY		28-23-0	.54902 102	3-7-0	164	70	149	.49727 149	8	8						
DIV. I NON-CONF.		18-9-0	.66667 44	0-0-0	151	74	115	.51399 115	8	8						
<hr/>																
TOTALS		RPI 1-25		RPI 26-50		W-L RECORDS		RPI 51-100		RPI 101-150		RPI 150+				
28-23-0		1-5-0		2-5-0		OVERALL		3-1-0		7-6-0		15-6-0				
20-15-0		1-2-0		2-5-0		HOME		0-0-0		4-3-0		13-5-0				
7-7-0		0-3-0		0-0-0		AWAY		2-0-0		3-3-0		2-1-0				
1-1-0		0-0-0		0-0-0		NEUTRAL		1-1-0		0-0-0		0-0-0				
18-9-0		0-0-0		2-5-0		NON-CONFERENCE		3-1-0		2-2-0		11-1-0				
15-8-0		0-0-0		2-5-0		HOME		0-0-0		2-2-0		11-1-0				
2-0-0		0-0-0		0-0-		AWAY		2-0-0		0-0-0		0-0-0				
1-1-0		0-0-0		0-0-0		NEUTRAL		1-1-0		0-0-0		0-0-0				
10-14-0		1-5-0		0-0-0		CONFERENCE		0-0-0		5-4-0		4-5-0				
5-7-0		1-2-0		0-0-0		HOME		0-0-0		2-1-0		2-4-0				
5-7-0		0-3-0		0-0-0		AWAY		0-0-0		3-3-0		2-1-0				
0-0-0		0-0-0		0-0-0		NEUTRAL		0-0-0		0-0-0		0-0-0				
RPI	S	Opponent	Score		RPI	S	Opponent	Score		RPI	S	Opponent	Score			
14	A	Long Beach St.	4	8	27	H	North Carolina St.	1	8	72	A	Minnesota	11	2		
14	A	Long Beach St.	1	2	27	H	North Carolina St.	8	3	72	A	Minnesota	4	0		
14	A	Long Beach St.	1	2	27	H	North Carolina St.	0	4	75	N	Oral Roberts	6	4		
25	H	Cal St. Fullerton	4	1	34	H	Indiana	5	8	80	N	Iowa	6	7		
25	H	Cal St. Fullerton	1	3	34	H	Indiana	3	4							
25	H	Cal St. Fullerton	2	6	34	H	Indiana	11	10							
					34	H	Indiana	6	7							
					LAST 10 GAMES											
					140 H UC Santa Barbara 9 6					14 A Long Beach St. 1 2						
					140 H UC Santa Barbara 3 2					161 H UC Irvine 4 5					206 H Nevada 3 2	
					140 H UC Santa Barbara 2 7					161 H UC Irvine 3 4					206 H Nevada 2 9	
					14 A Long Beach St. 1 2					161 H UC Irvine 6 2					206 H Nevada 12 5	
					14 A Long Beach St. 4 8					25 H Cal St. Fullerton 2 6					222 H San Jose St. 6 2	

Non-Div. I Games:

Hawaii

RPI	S	Opponent	Score	
222	H	San Jose St.	8	7
222	H	San Jose St.	5	4
222	H	San Jose St.	14	1
232	H	Sacred Heart	6	3
232	H	Sacred Heart	4	1
232	H	Sacred Heart	8	2
232	H	Sacred Heart	6	5

Hawaii

H
a
w
a
i
i

H
a
w
a
i
i

Average RPI Win: 128		WON-LOST	WINNING	LAST 10	STRENGTH OF		OPP. STRENGTH	TEAM	ADJ	CONF.	ADJ CONF.				
Average RPI Loss: 108		RECORD	PCT. RANK	GAMES	SCHEDULE		OF SCHEDULE	RPI	RPI	RPI	RPI				
DIV. I ONLY		22-32-0	.40741	228	4-4-0		72	99	150	.49722	150	8	8		
DIV. I NON-CONF.		14-16-0	.46667	168	0-1-0		32	155	92	.52403	92	8	8		
<hr/>															
TOTALS		RPI 1-25	RPI 26-50		W-L RECORDS		RPI 51-100		RPI 101-150		RPI 150+				
22-32-0		1-5-0	0-1-0		OVERALL		7-9-0		6-7-0		8-10-0				
10-15-0		1-2-0	0-1-0		HOME		0-4-0		3-4-0		6-4-0				
11-16-0		0-3-0	0-0-0		AWAY		6-4-0		3-3-0		2-6-0				
1-1-0		0-0-0	0-0-0		NEUTRAL		1-1-0		0-0-0		0-0-0				
14-16-0		0-0-0	0-1-0		NON-CONFERENCE		7-9-0		2-2-0		5-4-0				
4-9-0		0-0-0	0-1-0		HOME		0-4-0		0-1-0		4-3-0				
9-6-0		0-0-0	0-0-		AWAY		6-4-0		2-1-0		1-1-0				
1-1-0		0-0-0	0-0-0		NEUTRAL		1-1-0		0-0-0		0-0-0				
8-16-0		1-5-0	0-0-0		CONFERENCE		0-0-0		4-5-0		3-6-0				
6-6-0		1-2-0	0-0-0		HOME		0-0-0		3-3-0		2-1-0				
2-10-0		0-3-0	0-0-0		AWAY		0-0-0		1-2-0		1-5-0				
0-0-0		0-0-0	0-0-0		NEUTRAL		0-0-0		0-0-0		0-0-0				
RPI	S	Opponent	Score	RPI	S	Opponent	Score	RPI	S	Opponent	Score	RPI	S	Opponent	Score
14	A	Long Beach St.	4 11	50	H	Gonzaga	3 10	53	A	San Diego	2 10	107	A	Fresno St.	4 3
14	A	Long Beach St.	0 8					53	H	San Diego	1 14	107	A	Fresno St.	6 4
14	A	Long Beach St.	0 3					54	N	Nebraska	4 5	107	A	Fresno St.	4 5
25	H	Cal St. Fullerton	1 6					54	N	Nebraska	4 3	107	H	Fresno St.	5 7
25	H	Cal St. Fullerton	3 2					65	A	UCLA	3 2	110	A	Cal Poly	0 5
25	H	Cal St. Fullerton	2 15					67	A	Loyola Marymount	8 9	110	A	Cal Poly	4 0
								67	H	Loyola Marymount	3 5	110	A	Cal Poly	0 1
								69	A	Utah	7 5	140	H	UC Santa Barbara	9 5
								69	A	Utah	6 2	140	H	UC Santa Barbara	5 6
								69	A	Utah	3 7	140	H	UC Santa Barbara	8 7
								73	A	San Diego St.	7 4	149	H	Hawaii	2 4
								73	H	San Diego St.	1 10	149	H	Hawaii	4 7
								89	H	Oregon	6 10	149	H	Hawaii	9 2
								98	A	Kansas St.	0 1	161	H	UC Irvine	12 2
								98	A	Kansas St.	5 1	161	H	UC Irvine	4 12
								98	A	Kansas St.	11 2	161	H	UC Irvine	9 3
												167	H	CSU Bakersfield	9 15
												167	H	CSU Bakersfield	5 7
												167	H	CSU Bakersfield	11 2
												174	A	UC Davis	0 2
												174	A	UC Davis	11 6
												174	A	UC Davis	3 4
												176	A	CSUN	4 10
												176	A	CSUN	0 3
												176	A	CSUN	3 10
												199	H	Holy Cross	14 6
												199	H	Holy Cross	4 5
<hr/>															
				LAST 10 GAMES											
				89	H	Oregon	6 10	161	H	UC Irvine	9 3	176	A	CSUN	4 10
				110	A	Cal Poly	4 0	161	H	UC Irvine	4 12	176	A	CSUN	0 3
				110	A	Cal Poly	0 5	174	A	UC Davis	11 6	176	A	CSUN	3 10
				110	A	Cal Poly	0 1	174	A	UC Davis	0 2	199	H	Holy Cross	14 6
				161	H	UC Irvine	12 2	174	A	UC Davis	3 4	199	H	Holy Cross	4 5

Non-Div. I Games:

UC Riverside

RPI	S	Opponent	Score	
199	H	Holy Cross	9	8
199	H	Holy Cross	5	2
259	A	UNLV	7	8
259	A	UNLV	11	9

UC Riverside

U
C
R
i
v
e
r
s
i
d
e

U
C
R
i
v
e
r
s
i
d
e

Average RPI Win: 206		WON-LOST	WINNING	LAST 10	STRENGTH OF		OPP. STRENGTH	TEAM	ADJ		CONF.	ADJ CONF.
Average RPI Loss: 149		RECORD	PCT. RANK	GAMES	SCHEDULE		OF SCHEDULE	RPI	RPI		RPI	RPI
DIV. I ONLY		29-20-0	.59184	72	6-4-0		249	236	151		10	10
DIV. I NON-CONF.		22-10-0	.6875	36	1-1-0		283	276	146		16	16
TOTALS		RPI 1-25	RPI 26-50		W-L RECORDS		RPI 51-100		RPI 101-150		RPI 150+	
29-20-0		0-0-0	1-3-0		OVERALL		2-5-0		4-2-0		22-10-0	
8-8-0		0-0-0	0-3-0		HOME		0-0-0		2-1-0		6-4-0	
16-9-0		0-0-0	1-0-0		AWAY		2-5-0		2-1-0		11-2-0	
5-3-0		0-0-0	0-0-0		NEUTRAL		0-0-0		0-0-0		5-3-0	
22-10-0		0-0-0	1-0-0		NON-CONFERENCE		0-1-0		4-2-0		17-7-0	
5-3-0		0-0-0	0-0-0		HOME		0-0-0		2-1-0		3-2-0	
12-4-0		0-0-0	1-0-		AWAY		0-1-0		2-1-0		9-2-0	
5-3-0		0-0-0	0-0-0		NEUTRAL		0-0-0		0-0-0		5-3-0	
7-10-0		0-0-0	0-3-0		CONFERENCE		2-4-0		0-0-0		5-3-0	
3-5-0		0-0-0	0-3-0		HOME		0-0-0		0-0-0		3-2-0	
4-5-0		0-0-0	0-0-0		AWAY		2-4-0		0-0-0		2-1-0	
0-0-0		0-0-0	0-0-0		NEUTRAL		0-0-0		0-0-0		0-0-0	
RPI S	Opponent	Score	RPI S	Opponent	Score	RPI S	Opponent	Score	RPI S	Opponent	Score	
			34 A	Indiana	7 5	71 A	Xavier	4 13	115 A	Furman	10 7	
			46 H	St. John's (NY)	3 12	71 A	Xavier	2 3	123 A	Purdue	4 2	
			46 H	St. John's (NY)	2 6	71 A	Xavier	12 17	135 A	Presbyterian	5 7	
			46 H	St. John's (NY)	3 5	93 A	Seton Hall	1 7	141 H	Saint Louis	2 4	
						93 A	Seton Hall	6 2	141 H	Saint Louis	6 3	
						93 A	Seton Hall	4 1	141 H	Saint Louis	6 5	
						94 A	Davidson	2 3	163 A	Ball St.	7 3	
									168 H	Creighton	1 3	
									168 H	Creighton	7 1	
									184 N	Hartford	2 5	
									185 A	Ohio	7 6	
									185 A	Ohio	5 4	
									185 A	Ohio	4 3	
									185 N	Ohio	0 4	
									185 N	Ohio	15 4	
									191 N	Eastern Mich.	6 2	
									191 N	Eastern Mich.	0 4	
									198 H	Eastern Ill.	5 15	
									198 H	Eastern Ill.	6 10	
									211 A	Georgetown	5 0	
									211 A	Georgetown	6 13	
									211 A	Georgetown	7 1	
									231 A	Miami (OH)	8 4	
									235 N	Bucknell	4 3	
									249 H	Villanova	4 1	
									249 H	Villanova	1 5	
									249 H	Villanova	1 0	
Non-Div. I Games: DePauw			8	1	Lewis	7	3	Butler				

RPI	S	Opponent	Score	
270	H	Dayton	4	0
281	N	La Salle	3	1
281	N	La Salle	6	5
284	A	Chicago St.	6	2
286	A	Alcorn	3	2
286	A	Alcorn	8	13
286	A	Alcorn	5	0
286	A	Alcorn	1	5
298	A	Fort Wayne	10	3
298	H	Fort Wayne	2	0
298	H	Fort Wayne	13	3

B
u
t
l
e
r

B
u
t
l
e
r

Butler

Average RPI Win:	192	WON-LOST RECORD	WINNING PCT. RANK	LAST 10 GAMES	STRENGTH OF SCHEDULE	OPP. STRENGTH OF SCHEDULE	TEAM RPI	ADJ RPI	CONF. RPI	ADJ CONF. RPI				
DIV. I ONLY		29-28-0	.50877	146	4-6-0	173	118	153	.4966	152	12	12		
DIV. I NON-CONF.		11-13-0	.45833	177	0-0-0	214	144	217	.46862	217	12	12		
<hr/>														
TOTALS	RPI 1-25	RPI 26-50		W-L RECORDS		RPI 51-100		RPI 101-150		RPI 150+				
29-28-0	1-1-0	3-10-0		OVERALL		0-3-0		7-11-0		18-3-0				
21-7-0	0-0-0	3-4-0		HOME		0-0-0		5-2-0		13-1-0				
8-19-0	1-1-0	0-5-0		AWAY		0-3-0		2-8-0		5-2-0				
0-2-0	0-0-0	0-1-0		NEUTRAL		0-0-0		0-1-0		0-0-0				
11-13-0	1-1-0	1-2-0		NON-CONFERENCE		0-3-0		2-5-0		7-2-0				
10-3-0	0-0-0	1-0-0		HOME		0-0-0		2-2-0		7-1-0				
1-10-0	1-1-0	0-0-		AWAY		0-3-0		0-3-0		0-1-0				
0-0-0	0-0-0	0-0-0		NEUTRAL		0-0-0		0-0-0		0-0-0				
18-15-0	0-0-0	2-8-0		CONFERENCE		0-0-0		5-6-0		11-1-0				
11-4-0	0-0-0	2-4-0		HOME		0-0-0		3-0-0		6-0-0				
7-9-0	0-0-0	0-3-0		AWAY		0-0-0		2-5-0		5-1-0				
0-2-0	0-0-0	0-1-0		NEUTRAL		0-0-0		0-1-0		0-0-0				
RPI	S	Opponent	Score		RPI	S	Opponent	Score		RPI	S	Opponent	Score	
4	A	TCU	6	2	30	H	Southeastern La.	7	11	97	A	UTSA	5	10
24	A	Baylor	1	2	30	H	Southeastern La.	5	11	97	A	UTSA	5	9
					30	H	Southeastern La.	0	7	97	A	UTSA	1	14
					33	A	Texas A&M	5	6					
					38	H	Sam Houston St.	2	3					
					38	H	Sam Houston St.	12	2					
					38	H	Sam Houston St.	5	1					
					38	N	Sam Houston St.	1	13					
					45	A	McNeese	4	8					
					45	A	McNeese	1	4					
					45	A	McNeese	1	11					
					47	A	Louisiana Tech	8	10					
					47	H	Louisiana Tech	6	2					
					LAST 10 GAMES									
					114	N	New Orleans	3	4	104	A	Lamar University	4	9
					38	N	Sam Houston St.	1	13	104	A	Lamar University	8	14
					118	H	Houston Baptist	3	1	104	A	Lamar University	5	10
					118	H	Houston Baptist	11	10	143	A	Nicholls St.	1	3
					118	H	Houston Baptist	4	0	143	A	Nicholls St.	4	2
										209	A	A&M-Corpus Christi	5	8
										209	A	A&M-Corpus Christi	5	1
										209	A	A&M-Corpus Christi	9	4
										224	A	Little Rock	4	10
										224	H	Little Rock	5	2
										224	H	Little Rock	6	4
										224	H	Little Rock	3	8
										241	H	Northwestern St.	5	2
										241	H	Northwestern St.	7	2

Non-Div. I Games:

SFA

RPI	S	Opponent	Score
241	H	Northwestern St.	3 2
265	H	Abilene Christian	4 2
265	H	Abilene Christian	11 8
265	H	Abilene Christian	14 6
267	H	Texas Southern	14 0
267	H	Texas Southern	7 0
273	A	Incarnate Word	19 6
273	A	Incarnate Word	21 8
273	A	Incarnate Word	22 3
279	H	Grambling	9 2
283	H	Ark.-Pine Bluff	6 5
293	H	Mississippi Val.	8 2

SFA

Average RPI Win:	213	WON-LOST RECORD	WINNING PCT. RANK	LAST 10 GAMES	STRENGTH OF SCHEDULE	OPP. STRENGTH OF SCHEDULE	TEAM RPI	ADJ RPI	CONF. RPI	ADJ CONF. RPI	
Average RPI Loss:	171										
DIV. I ONLY	26-22-0	.54167	106	4-6-0	198	265	154	.49654	153	22	22
DIV. I NON-CONF.	11-12-0	.47826	166	1-2-0	198	297	189	.48161	189	23	23
<hr/>											
TOTALS	RPI 1-25	RPI 26-50		W-L RECORDS		RPI 51-100		RPI 101-150		RPI 150+	
26-22-0	0-0-0	0-0-0		OVERALL		3-5-0		2-5-0		21-12-0	
10-4-0	0-0-0	0-0-0		HOME		2-1-0		0-0-0		8-3-0	
11-11-0	0-0-0	0-0-0		AWAY		1-3-0		1-3-0		9-5-0	
5-7-0	0-0-0	0-0-0		NEUTRAL		0-1-0		1-2-0		4-4-0	
11-12-0	0-0-0	0-0-0		NON-CONFERENCE		0-1-0		1-2-0		10-9-0	
2-1-0	0-0-0	0-0-0		HOME		0-0-0		0-0-0		2-1-0	
4-6-0	0-0-0	0-0-		AWAY		0-1-0		0-1-0		4-4-0	
5-5-0	0-0-0	0-0-0		NEUTRAL		0-0-0		1-1-0		4-4-0	
15-10-0	0-0-0	0-0-0		CONFERENCE		3-4-0		1-3-0		11-3-0	
8-3-0	0-0-0	0-0-0		HOME		2-1-0		0-0-0		6-2-0	
7-5-0	0-0-0	0-0-0		AWAY		1-2-0		1-2-0		5-1-0	
0-2-0	0-0-0	0-0-0		NEUTRAL		0-1-0		0-1-0		0-0-0	
RPI	S	Opponent	Score	RPI	S	Opponent	Score	RPI	S	Opponent	Score
						62 A Binghamton	6 10	116 N Dartmouth		8 7	
						68 H Rhode Island	5 2	116 N Dartmouth		1 13	
						68 H Rhode Island	7 5	141 A Saint Louis		4 9	
						68 H Rhode Island	4 8	141 A Saint Louis		6 5	
						94 A Davidson	2 9	141 A Saint Louis		2 4	
						94 A Davidson	17 4	141 N Saint Louis		1 3	
						94 A Davidson	2 9	148 A Canisius		4 8	
						94 N Davidson	2 5	191 N Eastern Mich.		7 12	
								192 A George Mason		2 1	
								192 A George Mason		0 1	
								192 A George Mason		7 4	
								193 N Maine		4 5	
								193 N Maine		5 6	
								193 N Maine		4 3	
								194 H Fordham		5 8	
								194 H Fordham		7 6	
								194 H Fordham		1 2	
								204 N Penn		4 0	
								217 A Niagara		5 1	
								217 A Niagara		1 2	
								217 H Niagara		7 2	
								230 H Buffalo		4 5	
						141 N Saint Louis	1 3	230 H Buffalo		1 0	
						94 N Davidson	2 5	235 A Bucknell		5 4	
						194 H Fordham	5 8	235 A Bucknell		7 4	
						194 H Fordham	7 6	248 N North Dakota St.		7 3	
						194 H Fordham	1 2	248 N North Dakota St.		10 3	

Non-Div. I Games:

St. Bonaventure

RPI	S	Opponent	Score	
248	N	North Dakota St.	0	10
257	H	Richmond	6	5
257	H	Richmond	7	2
270	H	Dayton	6	4
270	H	Dayton	9	0
270	H	Dayton	18	14
272	A	Wagner	1	4
272	A	Wagner	5	6
276	A	Delaware St.	8	0
276	A	Delaware St.	4	5
281	A	La Salle	8	4
281	A	La Salle	9	7
281	A	La Salle	3	0

St. Bonaventure

S
t
.
B
o
n
a
v
e
n
t
u
r
e

S
t
.
B
o
n
a
v
e
n
t
u
r
e

Average RPI Win:		145	WON-LOST		WINNING		LAST 10		STRENGTH OF		OPP. STRENGTH		TEAM		ADJ		CONF.		ADJ CONF.	
Average RPI Loss:		88	RECORD		PCT. RANK		GAMES		SCHEDULE		OF SCHEDULE		RPI		RPI		RPI		RPI	
DIV. I ONLY			22-34-0		.39286		233		5-5-0		44		117		155		.49616		154	
DIV. I NON-CONF.			14-18-0		.4375		192		2-1-0		69		178		156		.49531		156	
TOTALS		RPI 1-25		RPI 26-50		W-L RECORDS		RPI 51-100		RPI 101-150		RPI 150+								
22-34-0		1-2-0		3-6-0		OVERALL		5-16-0		3-5-0		10-5-0								
9-17-0		0-1-0		1-2-0		HOME		2-7-0		2-4-0		4-3-0								
8-12-0		0-0-0		2-4-0		AWAY		2-6-0		0-0-0		4-2-0								
5-5-0		1-1-0		0-0-0		NEUTRAL		1-3-0		1-1-0		2-0-0								
14-18-0		1-2-0		1-2-0		NON-CONFERENCE		2-7-0		2-3-0		8-4-0								
6-8-0		0-1-0		0-0-0		HOME		1-2-0		1-2-0		4-3-0								
3-5-0		0-0-0		1-0-		AWAY		0-2-0		0-0-0		2-1-0								
5-5-0		1-1-0		0-0-0		NEUTRAL		1-3-0		1-1-0		2-0-0								
8-16-0		0-0-0		2-4-0		CONFERENCE		3-9-0		1-2-0		2-1-0								
3-9-0		0-0-0		1-2-0		HOME		1-5-0		1-2-0		0-0-0								
5-7-0		0-0-0		1-2-0		AWAY		2-4-0		0-0-0		2-1-0								
0-0-0		0-0-0		0-0-0		NEUTRAL		0-0-0		0-0-0		0-0-0								
RPI	S	Opponent		Score		RPI	S	Opponent		Score		RPI	S	Opponent		Score				
1	N	Oregon St.		6	1	34	H	Indiana		4	8	54	H	Nebraska		9	11			
1	N	Oregon St.		1	5	34	H	Indiana		7	4	54	H	Nebraska		1	3			
7	H	Texas Tech		3	5	34	H	Indiana		3	4	54	H	Nebraska		9	7			
						35	A	FGCU		5	4	69	N	Utah		0	12			
						35	A	FGCU		9	10	69	N	Utah		4	6			
						35	A	FGCU		1	13	71	A	Xavier		5	6			
						40	A	Michigan		4	2	71	A	Xavier		4	5			
						40	A	Michigan		0	6	71	H	Xavier		2	3			
						40	A	Michigan		2	5	72	H	Minnesota		5	15			
												72	H	Minnesota		2	5			
												72	H	Minnesota		5	6			
												78	A	Michigan St.		0	2			
												78	A	Michigan St.		5	6			
												78	A	Michigan St.		13	8			
												80	A	Iowa		5	9			
												80	A	Iowa		12	7			
												80	A	Iowa		10	11			
												92	H	Kent St.		9	8			
												95	H	Cincinnati		1	7			
												98	N	Kansas St.		2	3			
						LAST 10 GAMES														
						34	H	Indiana		3	4									
						34	H	Indiana		4	8									
						34	H	Indiana		7	4									
						229	H	Toledo		11	8									
						80	A	Iowa		10	11									
	</																			

Non-Div. I Games:

Ohio St.

Ohiost.

O h i o s t .

RPI	S	Opponent	Score
98	N	Kansas St.	6 3
80	A	Iowa	12 7
80	A	Iowa	5 9
163	H	Ball St.	4 14
274	H	Bowling Green	7 6
40	A	Michigan	4 2

Average RPI Win: 184		WON-LOST	WINNING	LAST 10	STRENGTH OF		OPP. STRENGTH	TEAM	ADJ	CONF.	ADJ CONF.				
Average RPI Loss: 127		RECORD	PCT. RANK	GAMES	SCHEDULE		OF SCHEDULE	RPI	RPI	RPI	RPI				
DIV. I ONLY		27-32-0	.45763	185	6-4-0		126	158	156	.49564	155	19	19		
DIV. I NON-CONF.		11-19-0	.36667	233	0-2-0		112	129	199	.47618	199	18	18		
TOTALS		RPI 1-25	RPI 26-50		W-L RECORDS		RPI 51-100		RPI 101-150		RPI 150+				
27-32-0		0-6-0	0-0-0		OVERALL		3-7-0		6-7-0		18-12-0				
12-12-0		0-1-0	0-0-0		HOME		1-5-0		2-2-0		9-4-0				
10-18-0		0-5-0	0-0-0		AWAY		1-0-0		2-5-0		7-8-0				
5-2-0		0-0-0	0-0-0		NEUTRAL		1-2-0		2-0-0		2-0-0				
11-19-0		0-6-0	0-0-0		NON-CONFERENCE		0-2-0		1-4-0		10-7-0				
7-5-0		0-1-0	0-0-0		HOME		0-0-0		0-1-0		7-3-0				
3-12-0		0-5-0	0-0-		AWAY		0-0-0		1-3-0		2-4-0				
1-2-0		0-0-0	0-0-0		NEUTRAL		0-2-0		0-0-0		1-0-0				
16-13-0		0-0-0	0-0-0		CONFERENCE		3-5-0		5-3-0		8-5-0				
5-7-0		0-0-0	0-0-0		HOME		1-5-0		2-1-0		2-1-0				
7-6-0		0-0-0	0-0-0		AWAY		1-0-0		1-2-0		5-4-0				
4-0-0		0-0-0	0-0-0		NEUTRAL		1-0-0		2-0-0		1-0-0				
RPI	S	Opponent	Score	RPI	S	Opponent	Score	RPI	S	Opponent	Score	RPI	S	Opponent	Score
5	A	North Carolina	0 2					71	N	Xavier	1 3	122	A	Virginia Tech	7 9
5	A	North Carolina	3 9					79	A	Liberty	5 4	122	H	Virginia Tech	6 17
5	A	North Carolina	5 7					79	H	Liberty	1 6	128	A	North Florida	8 7
6	A	Louisville	6 11					79	H	Liberty	4 9	128	A	North Florida	2 9
10	A	Wake Forest	7 18					79	H	Liberty	3 13	128	A	North Florida	0 9
10	H	Wake Forest	2 9					90	H	Winthrop	3 1	130	H	High Point	8 1
								90	H	Winthrop	3 7	130	H	High Point	3 2
								90	H	Winthrop	1 8	130	H	High Point	5 6
								90	N	Winthrop	7 1	130	N	High Point	6 3
								92	N	Kent St.	1 9	135	A	Presbyterian	4 1
												135	A	Presbyterian	1 4
												135	A	Presbyterian	3 4
												135	N	Presbyterian	9 2
												171	A	ETSU	5 8
												171	H	ETSU	4 3
												183	A	Appalachian St.	9 13
												183	H	Appalachian St.	5 7
												192	A	George Mason	9 4
												192	A	George Mason	4 6
												197	A	UNC Asheville	13 2
												197	A	UNC Asheville	6 7
												197	A	UNC Asheville	5 2
												197	N	UNC Asheville	7 2
												210	A	Elon	1 10
												214	A	VMI	15 9
												214	H	VMI	9 3
												214	H	VMI	5 7
LAST 10 GAMES				LAST 10 GAMES				LAST 10 GAMES				LAST 10 GAMES			

Non-Div. I Games:

Radford

RPI	S	Opponent	Score	
218	H	Northern Ky.	5	10
218	H	Northern Ky.	7	3
218	H	Northern Ky.	10	5
220	A	Campbell	8	5
220	A	Campbell	2	0
220	A	Campbell	7	4
225	H	Rider	3	1
225	H	Rider	11	5
225	H	Rider	18	0
238	A	Charleston So.	3	4
238	A	Charleston So.	2	3
238	A	Charleston So.	1	4
247	N	Quinnipiac	4	0
258	H	Longwood	1	7
258	H	Longwood	16	6
258	H	Longwood	10	0

Radford

R
a
d
f
o
r
d

R
a
d
f
o
r
d

Average RPI Win: 164		WON-LOST	WINNING	LAST 10	STRENGTH OF		OPP. STRENGTH	TEAM	ADJ	CONF.	ADJ CONF.
Average RPI Loss: 97		RECORD	PCT. RANK	GAMES	SCHEDULE		OF SCHEDULE	RPI	RPI	RPI	RPI
DIV. I ONLY		25-32-0	.4386	202	4-6-0		75	136	157	.49533	156
DIV. I NON-CONF.		13-19-0	.40625	213	1-0-0		53	99	170	.48921	169
TOTALS		RPI 1-25	RPI 26-50		W-L RECORDS		RPI 51-100		RPI 101-150		RPI 150+
25-32-0		0-0-0	1-9-0		OVERALL		5-10-0		7-9-0		12-4-0
12-19-0		0-0-0	0-7-0		HOME		3-7-0		4-5-0		5-0-0
11-11-0		0-0-0	0-1-0		AWAY		2-2-0		3-4-0		6-4-0
2-2-0		0-0-0	1-1-0		NEUTRAL		0-1-0		0-0-0		1-0-0
13-19-0		0-0-0	0-5-0		NON-CONFERENCE		4-7-0		6-7-0		3-0-0
8-14-0		0-0-0	0-4-0		HOME		2-5-0		4-5-0		2-0-0
5-5-0		0-0-0	0-0-		AWAY		2-2-0		2-2-0		1-0-0
0-0-0		0-0-0	0-0-0		NEUTRAL		0-0-0		0-0-0		0-0-0
12-13-0		0-0-0	1-4-0		CONFERENCE		1-3-0		1-2-0		9-4-0
4-5-0		0-0-0	0-3-0		HOME		1-2-0		0-0-0		3-0-0
6-6-0		0-0-0	0-0-0		AWAY		0-0-0		1-2-0		5-4-0
2-2-0		0-0-0	1-1-0		NEUTRAL		0-1-0		0-0-0		1-0-0
RPI S	Opponent	Score	RPI S	Opponent	Score	RPI S	Opponent	Score	RPI S	Opponent	Score
			29 H	Oklahoma	2 5	56 H	BYU	4 13	105 A	Western Caro.	12 3
			29 H	Oklahoma	9 17	58 A	Charlotte	1 16	105 H	Western Caro.	7 1
			29 H	Oklahoma	4 14	63 H	Jacksonville	6 1	117 A	Middle Tenn.	7 9
			35 H	FGCU	6 15	63 H	Jacksonville	5 7	117 A	Middle Tenn.	19 5
			35 H	FGCU	3 13	63 H	Jacksonville	3 4	117 A	Middle Tenn.	0 3
			35 H	FGCU	1 8	63 N	Jacksonville	4 8	128 A	North Florida	8 3
			35 N	FGCU	6 3	77 A	Mercer	6 1	128 A	North Florida	3 4
			35 N	FGCU	5 6	77 H	Mercer	4 10	128 A	North Florida	2 9
			39 A	Auburn	4 6	85 A	Georgia	5 4	130 H	High Point	6 7
			39 H	Auburn	7 15	85 H	Georgia	6 9	130 H	High Point	3 6
						87 A	Ga. Southern	4 8	130 H	High Point	5 4
						87 H	Ga. Southern	0 6	134 H	Marshall	4 7
						90 H	Winthrop	8 3	148 H	Canisius	5 2
						90 H	Winthrop	3 4	148 H	Canisius	5 8
						90 H	Winthrop	13 1	148 H	Canisius	7 15
									148 H	Canisius	8 4
									157 A	Stetson	4 2
									157 A	Stetson	4 10
									157 A	Stetson	7 3
									157 N	Stetson	10 5
									214 A	Georgia St.	10 7
									216 A	Lipscomb	2 13
									216 A	Lipscomb	0 1
									216 A	Lipscomb	4 1
									223 H	Western Mich.	17 4
									262 H	USC Upstate	4 0
									262 H	USC Upstate	8 5
LAST 10 GAMES											
			35 N	FGCU	5 6	35 H	FGCU	6 15			
			63 N	Jacksonville	4 8	35 H	FGCU	1 8			
			157 N	Stetson	10 5	77 A	Mercer	6 1			
			35 N	FGCU	6 3	289 A	NJIT	15 5			
			35 H	FGCU	3 13	289 A	NJIT	2 5			

Non-Div. I Games:

Kennesaw St.

RPI	S	Opponent	Score	
262	H	USC Upstate	9	2
287	H	Savannah St.	9	1
289	A	NJIT	13	1
289	A	NJIT	15	5
289	A	NJIT	2	5

Kennesaw St.

K
e
n
n
e
s
a
w
S
t
.

K
e
n
n
e
s
a
w
S
t
.

Average RPI Win: 162		WON-LOST	WINNING	LAST 10	STRENGTH OF		OPP. STRENGTH	TEAM	ADJ		CONF.	ADJ CONF.
Average RPI Loss: 118		RECORD	PCT. RANK	GAMES	SCHEDULE		OF SCHEDULE	RPI	RPI		RPI	RPI
DIV. I ONLY		27-29-0	.48214	168	7-3-0		117	112	158		.49532	157
DIV. I NON-CONF.		12-21-0	.36364	235	0-0-0		89	54	202		.47543	202
TOTALS		RPI 1-25	RPI 26-50		W-L RECORDS		RPI 51-100		RPI 101-150		RPI 150+	
27-29-0		1-5-0	2-3-0		OVERALL		5-7-0		5-1-0		14-13-0	
16-18-0		0-3-0	2-2-0		HOME		1-4-0		5-1-0		8-8-0	
11-9-0		1-2-0	0-1-0		AWAY		4-3-0		0-0-0		6-3-0	
0-2-0		0-0-0	0-0-0		NEUTRAL		0-0-0		0-0-0		0-2-0	
12-21-0		1-5-0	0-2-0		NON-CONFERENCE		3-6-0		2-1-0		6-7-0	
7-15-0		0-3-0	0-1-0		HOME		1-4-0		2-1-0		4-6-0	
5-6-0		1-2-0	0-0-		AWAY		2-2-0		0-0-0		2-1-0	
0-0-0		0-0-0	0-0-0		NEUTRAL		0-0-0		0-0-0		0-0-0	
15-8-0		0-0-0	2-1-0		CONFERENCE		2-1-0		3-0-0		8-6-0	
9-3-0		0-0-0	2-1-0		HOME		0-0-0		3-0-0		4-2-0	
6-3-0		0-0-0	0-0-0		AWAY		2-1-0		0-0-0		4-2-0	
0-2-0		0-0-0	0-0-0		NEUTRAL		0-0-0		0-0-0		0-2-0	
RPI S	Opponent	Score	RPI S	Opponent	Score	RPI S	Opponent	Score	RPI S	Opponent	Score	
2 H	Florida	8 9	26 A	UCF	3 5	61 A	Bethune-Cookman	8 9	128 H	North Florida	3 2	
8 A	Florida St.	3 7	35 H	FGCU	2 1	61 H	Bethune-Cookman	9 2	128 H	North Florida	4 3	
8 H	Florida St.	5 11	35 H	FGCU	1 0	63 A	Jacksonville	17 5	128 H	North Florida	2 1	
23 A	South Fla.	4 9	35 H	FGCU	2 4	63 A	Jacksonville	1 2	130 H	High Point	5 4	
23 A	South Fla.	6 0	42 H	UConn	3 9	63 A	Jacksonville	3 1	130 H	High Point	1 0	
23 H	South Fla.	6 8				82 A	Tulane	6 7	130 H	High Point	3 4	
						82 A	Tulane	12 10	156 H	Kennesaw St.	2 4	
						82 A	Tulane	5 1	156 H	Kennesaw St.	10 4	
						86 H	FIU	0 9	156 H	Kennesaw St.	3 7	
						86 H	FIU	6 10	156 N	Kennesaw St.	5 10	
						93 H	Seton Hall	1 5	169 H	Fairfield	3 0	
						93 H	Seton Hall	5 6	169 H	Fairfield	0 6	
									169 H	Fairfield	2 5	
									200 H	Southern Ill.	4 8	
									200 H	Southern Ill.	6 7	
									200 H	Southern Ill.	0 7	
									213 H	Saint Joseph's	6 2	
									216 A	Lipscomb	2 3	
									216 A	Lipscomb	6 3	
									216 A	Lipscomb	4 1	
									216 N	Lipscomb	6 8	
									223 H	Western Mich.	3 5	
									227 H	Siena	9 0	
									227 H	Siena	10 6	
									239 A	The Citadel	1 5	
									239 A	The Citadel	9 2	
									239 A	The Citadel	9 6	
			LAST 10 GAMES									
			216 N	Lipscomb	6 8	128 H	North Florida	2 1	227 H	Siena	9 0	
			156 N	Kennesaw St.	5 10	128 H	North Florida	4 3	227 H	Siena	10 6	
			216 A	Lipscomb	4 1	128 H	North Florida	3 2	239 A	The Citadel	1 5	
			216 A	Lipscomb	6 3	63 A	Jacksonville	3 1	239 A	The Citadel	9 2	
			216 A	Lipscomb	2 3	63 A	Jacksonville	17 5	239 A	The Citadel	9 6	

Non-Div. I Games:

Stetson

RPI	S	Opponent	Score	
262	A	USC Upstate	11	0
262	A	USC Upstate	2	5
262	A	USC Upstate	6	4
289	H	NJIT	3	2
289	H	NJIT	13	2
289	H	NJIT	4	2

Stetson

S
t
e
t
s
o
n

S
t
e
t
s
o
n

Average RPI Win:		200	WON-LOST RECORD		WINNING PCT. RANK		LAST 10 GAMES		STRENGTH OF SCHEDULE		OPP. STRENGTH OF SCHEDULE		TEAM RPI		ADJ RPI		CONF. RPI		ADJ CONF. RPI				
DIV. I ONLY			30-27-0		.52632 125		4-6-0		204		213		152		.49509 158		23		23				
DIV. I NON-CONF.			12-17-0		.41379 206		0-1-0		122		161		148		.49622 153		20		20				
TOTALS		RPI 1-25		RPI 26-50				W-L RECORDS		RPI 51-100				RPI 101-150				RPI 150+					
30-27-0		2-1-0		1-5-0				OVERALL		1-5-0				0-1-0				26-15-0					
12-6-0		2-1-0		1-0-0				HOME		0-1-0				0-0-0				9-4-0					
14-15-0		0-0-0		0-5-0				AWAY		1-3-0				0-0-0				13-6-0					
4-6-0		0-0-0		0-0-0				NEUTRAL		0-1-0				0-1-0				4-4-0					
12-17-0		2-1-0		1-5-0				NON-CONFERENCE		0-3-0				0-1-0				9-7-0					
4-2-0		2-1-0		1-0-0				HOME		0-1-0				0-0-0				1-0-0					
6-11-0		0-0-0		0-0-				AWAY		0-1-0				0-0-0				6-5-0					
2-4-0		0-0-0		0-0-0				NEUTRAL		0-1-0				0-1-0				2-2-0					
18-10-0		0-0-0		0-0-0				CONFERENCE		1-2-0				0-0-0				17-8-0					
8-4-0		0-0-0		0-0-0				HOME		0-0-0				0-0-0				8-4-0					
8-4-0		0-0-0		0-0-0				AWAY		1-2-0				0-0-0				7-2-0					
2-2-0		0-0-0		0-0-0				NEUTRAL		0-0-0				0-0-0				2-2-0					
RPI	S	Opponent		Score		RPI	S	Opponent		Score		RPI	S	Opponent		Score		RPI	S	Opponent		Score	
22	H	Missouri St.		1	12	26	A	UCF		1	21	78	A	Michigan St.		2	11	121	N	Notre Dame		3	8
22	H	Missouri St.		7	4	26	A	UCF		3	7	78	H	Michigan St.		0	7	163	H	Ball St.		4	5
22	H	Missouri St.		2	1	26	A	UCF		4	5	84	N	Boston College		4	5	163	H	Ball St.		8	6
						40	A	Michigan		4	13	92	A	Kent St.		5	6	163	H	Ball St.		3	9
						40	A	Michigan		2	4	92	A	Kent St.		7	4	164	N	Northeastern		8	9
						40	H	Michigan		4	3	92	A	Kent St.		7	9	171	A	ETSU		6	18
																		171	A	ETSU		6	7
																		171	A	ETSU		8	7
																		181	A	Northwestern		5	3
																		181	A	Northwestern		1	5
																		181	A	Northwestern		7	5
																		181	A	Northwestern		5	1
																		185	A	Ohio		4	2
																		185	A	Ohio		10	8
																		185	A	Ohio		6	2
																		191	N	Eastern Mich.		2	4
																		191	N	Eastern Mich.		1	9
																		211	N	Georgetown		9	7
																		223	H	Western Mich.		7	5
																		223	H	Western Mich.		2	11
																		223	H	Western Mich.		10	4
																		223	N	Western Mich.		16	5
																		229	A	Toledo		7	11
																		229	A	Toledo		4	1
																		229	A	Toledo		15	0
																		231	H	Miami (OH)		6	4
																		231	H	Miami (OH)		13	7
Non-Div. I Games:				Baldwin Wallace				15 5		Madonna				4 6		Central Mich.							

RPI	S	Opponent	Score	
231	H	Miami (OH)	5	1
243	H	Oakland	9	7
243	N	Oakland	8	4
249	N	Villanova	3	4
263	H	Northern Ill.	12	9
263	H	Northern Ill.	3	1
263	H	Northern Ill.	6	18
263	N	Northern Ill.	6	2
273	A	Incarnate Word	4	10
273	A	Incarnate Word	10	11
273	A	Incarnate Word	5	2
273	A	Incarnate Word	25	5
274	A	Bowling Green	8	2
274	A	Bowling Green	2	3
274	A	Bowling Green	8	7

Central Mich.

C
e
n
t
r
a
l
M
i
c
h
.

C
e
n
t
r
a
l
M
i
c
h
.

U
M
B
C

UMBC					Through Games Of June 27, 2017 (FINAL)										
Average RPI Win: 187		WON-LOST RECORD	WINNING PCT. RANK		LAST 10 GAMES	STRENGTH OF SCHEDULE		OPP. STRENGTH OF SCHEDULE		TEAM RPI	ADJ RPI		CONF. RPI	ADJ CONF. RPI	
Average RPI Loss: 148															
DIV. I ONLY		23-25-0	.479	17	5-5-0	141		230		159	.494	159	15	15	
DIV. I NON-CONF.		9-16-0	.36	237	1-3-0	165		267		234	.458	233	15	15	
TOTALS		RPI 1-25		RPI 26-50		W-L RECORDS		RPI 51-100		RPI 101-150		RPI 150+			
23-25-0	0-1-0			0-4-0	OVERALL		1-3-0		1-1-0		21-16-0				
10-7-0	0-0-0			0-0-0	HOME		0-0-0		1-0-0		9-7-0				
10-14-0	0-1-0			0-1-0	AWAY		1-2-0		0-1-0		9-9-0				
3-4-0	0-0-0			0-3-0	NEUTRAL		0-1-0		0-0-0		3-0-0				
9-16-0	0-1-0			0-4-0	NON-CONFERENCE		0-1-0		1-1-0		8-9-0				
5-3-0	0-0-0			0-0-0	HOME		0-0-0		1-0-0		4-3-0				
4-9-0	0-1-0			0-0-	AWAY		0-0-0		0-1-0		4-6-0				
0-4-0	0-0-0			0-3-0	NEUTRAL		0-1-0		0-0-0		0-0-0				
14-9-0	0-0-0			0-0-0	CONFERENCE		1-2-0		0-0-0		13-7-0				
5-4-0	0-0-0			0-0-0	HOME		0-0-0		0-0-0		5-4-0				
6-5-0	0-0-0			0-0-0	AWAY		1-2-0		0-0-0		5-3-0				
3-0-0	0-0-0			0-0-0	NEUTRAL		0-0-0		0-0-0		3-0-0				
RPI S	Opponent	Score		RPI S	Opponent	Score		RPI S	Opponent	Score		RPI S	Opponent	Score	
10 A	Wake Forest	3	11	44 A	Maryland	2	6	62 A	Binghamton	1	9	127 A	Delaware	6	17
				44 N	Maryland	2	16	62 A	Binghamton	12	3	127 H	Delaware	5	4
				46 N	St. John's (NY)	3	15	62 A	Binghamton	2	11	171 A	Albany (NY)	15	8
				46 N	St. John's (NY)	0	8	79 N	Liberty	5	8	171 A	Albany (NY)	2	10
												171 A	Albany (NY)	5	2
												171 H	Albany (NY)	1	9
												171 H	Albany (NY)	9	3
												171 H	Albany (NY)	7	6
												171 N	Albany (NY)	9	0
												179 H	Stony Brook	1	7
												179 H	Stony Brook	2	1
												179 H	Stony Brook	5	12
												179 N	Stony Brook	3	2
												182 H	UMass Lowell	5	2
												182 H	UMass Lowell	2	6
												182 H	UMass Lowell	5	2
												184 A	Hartford	7	3
												184 A	Hartford	13	12
												184 A	Hartford	7	16
												186 A	Gardner-Webb	2	5
												186 A	Gardner-Webb	6	0
												186 A	Gardner-Webb	3	4
												190 A	George Washington	2	3
												190 H	George Washington	3	4
												192 H	George Mason	4	2
												193 A	Maine	7	10
												193 A	Maine	9	6
				LAST 10 GAMES											
				44 N	Maryland	2	16	179 H	Stony Brook	2	1				
				10 A	Wake Forest	3	11	179 H	Stony Brook	1	7				
				193 N	Maine	2	1	179 H	Stony Brook	5	12				
				171 N	Albany (NY)	9	0	211 H	Georgetown	8	5				
				179 N	Stony Brook	3	2	246 A	Towson	2	4				

U
M
B
C

Non-Div. I Games:

UMBC

RPI	S	Opponent	Score	
193	N	Maine	2	1
197	A	UNC Asheville	6	7
197	A	UNC Asheville	8	4
197	A	UNC Asheville	5	11
202	A	Navy	10	1
211	A	Georgetown	10	2
211	H	Georgetown	8	5
246	A	Towson	2	4
246	H	Towson	3	7
295	H	Coppin St.	4	10
296	H	Mt. St. Mary's	19	7
296	H	Mt. St. Mary's	14	1

UMBC

Belmont

Tie, Loss, Non-Conf,S Site, H Home, A Away, N Neutral Page 259

RPI	S	Opponent	Score	
198	H	Eastern Ill.	10	1
198	H	Eastern Ill.	3	7
200	A	Southern Ill.	9	3
200	H	Southern Ill.	18	17
216	A	Lipscomb	9	7
221	A	UT Martin	4	7
221	A	UT Martin	8	5
221	A	UT Martin	8	6
228	H	SIUE	8	5
228	H	SIUE	4	3
228	H	SIUE	8	6
242	A	Eastern Ky.	2	0
242	A	Eastern Ky.	7	3
242	A	Eastern Ky.	2	6
245	A	Western Ky.	2	3
245	H	Western Ky.	11	3
260	A	Evansville	16	9
260	H	Evansville	3	0
274	H	Bowling Green	7	5
297	H	Alabama A&M	10	7

Belmont

B
e
l
m
o
n
t

B
e
l
m
o
n
t

UC Irvine				Through Games Of June 27, 2017 (FINAL)										
Average RPI Win:	131	WON-LOST RECORD	WINNING PCT. RANK	LAST 10 GAMES	STRENGTH OF SCHEDULE	OPP. STRENGTH OF SCHEDULE	TEAM RPI	ADJ RPI	CONF. RPI	ADJ CONF. RPI				
DIV. I ONLY		23-33-0	.41071	227	6-4-0	84	68	161	.49353	161	8	8		
DIV. I NON-CONF.		14-18-0	.4375	192	1-1-0	49	55	132	.50623	132	8	8		
TOTALS		RPI 1-25	RPI 26-50		W-L RECORDS		RPI 51-100		RPI 101-150		RPI 150+			
23-33-0		3-9-0	0-0-0		OVERALL		6-10-0		7-8-0		7-6-0			
12-17-0		2-7-0	0-0-0		HOME		3-3-0		1-3-0		6-4-0			
10-14-0		1-2-0	0-0-0		AWAY		3-5-0		5-5-0		1-2-0			
1-2-0		0-0-0	0-0-0		NEUTRAL		0-2-0		1-0-0		0-0-0			
14-18-0		2-4-0	0-0-0		NON-CONFERENCE		6-10-0		2-1-0		4-3-0			
8-9-0		2-4-0	0-0-0		HOME		3-3-0		0-1-0		3-1-0			
5-7-0		0-0-0	0-0-		AWAY		3-5-0		1-0-0		1-2-0			
1-2-0		0-0-0	0-0-0		NEUTRAL		0-2-0		1-0-0		0-0-0			
9-15-0		1-5-0	0-0-0		CONFERENCE		0-0-0		5-7-0		3-3-0			
4-8-0		0-3-0	0-0-0		HOME		0-0-0		1-2-0		3-3-0			
5-7-0		1-2-0	0-0-0		AWAY		0-0-0		4-5-0		0-0-0			
0-0-0		0-0-0	0-0-0		NEUTRAL		0-0-0		0-0-0		0-0-0			
RPI	S	Opponent	Score		RPI	S	Opponent	Score		RPI	S	Opponent	Score	
4	H	TCU	7	16						110	H	Cal Poly	5	6
4	H	TCU	11	2						110	H	Cal Poly	2	3
4	H	TCU	6	3						110	H	Cal Poly	3	2
14	H	Long Beach St.	2	8						121	N	Notre Dame	18	4
14	H	Long Beach St.	0	4						140	A	UC Santa Barbara	7	8
14	H	Long Beach St.	2	5						140	A	UC Santa Barbara	8	7
19	H	Houston	4	5						140	A	UC Santa Barbara	3	11
19	H	Houston	3	4						144	A	Southern California	14	3
19	H	Houston	3	7						144	H	Southern California	7	9
25	A	Cal St. Fullerton	3	5						149	A	Hawaii	2	6
25	A	Cal St. Fullerton	2	3						149	A	Hawaii	4	3
25	A	Cal St. Fullerton	12	4						149	A	Hawaii	5	4
										150	A	UC Riverside	12	4
										150	A	UC Riverside	3	9
										150	A	UC Riverside	2	12
										150	A	UC Riverside	2	6
										167	A	CSU Bakersfield	4	5
										167	H	CSU Bakersfield	2	14
										174	H	UC Davis	9	11
										174	H	UC Davis	6	5
										174	H	UC Davis	2	1
										176	H	CSUN	5	6
										176	H	CSUN	8	4
										176	H	CSUN	1	2
										275	H	Portland	5	3
										275	H	Portland	6	3
										275	H	Portland	3	1
										277	A	Seattle U	3	2
LAST 10 GAMES														
					144	H	Southern California	7	9	150	A	UC Riverside	2	12
					174	H	UC Davis	9	11	150	A	UC Riverside	3	9
					174	H	UC Davis	6	5	150	A	UC Riverside	12	4
					174	H	UC Davis	2	1	149	A	Hawaii	5	4
					65	H	UCLA	12	4	149	A	Hawaii	4	3

Non-Div. I Games:

UC Irvine

RPI	S	Opponent	Score	
277	A	Seattle U	2	8

UC Irvine

U
C
I
r
v
i
n
e

U
C
I
r
v
i
n
e

Average RPI Win: 216		WON-LOST	WINNING	LAST 10	STRENGTH OF		OPP. STRENGTH	TEAM	ADJ	CONF.	ADJ CONF.			
Average RPI Loss: 150		RECORD	PCT. RANK	GAMES	SCHEDULE		OF SCHEDULE	RPI	RPI	RPI	RPI			
DIV. I ONLY		29-26-0	.52727	121	5-5-0		229	260	162	.49348	162	30	30	
DIV. I NON-CONF.		9-18-0	.33333	243	1-1-0		95	93	154	.49572	154	27	27	
TOTALS		RPI 1-25	RPI 26-50		W-L RECORDS		RPI 51-100		RPI 101-150		RPI 150+			
29-26-0		0-3-0	1-3-0		OVERALL		3-3-0		4-4-0		21-13-0			
17-1-0		0-0-0	1-0-0		HOME		2-0-0		0-0-0		14-1-0			
12-23-0		0-3-0	0-3-0		AWAY		1-3-0		4-4-0		7-10-0			
0-2-0		0-0-0	0-0-0		NEUTRAL		0-0-0		0-0-0		0-2-0			
9-18-0		0-3-0	1-3-0		NON-CONFERENCE		3-3-0		2-2-0		3-7-0			
4-0-0		0-0-0	1-0-0		HOME		2-0-0		0-0-0		1-0-0			
5-18-0		0-3-0	0-0-		AWAY		1-3-0		2-2-0		2-7-0			
0-0-0		0-0-0	0-0-0		NEUTRAL		0-0-0		0-0-0		0-0-0			
20-8-0		0-0-0	0-0-0		CONFERENCE		0-0-0		2-2-0		18-6-0			
13-1-0		0-0-0	0-0-0		HOME		0-0-0		0-0-0		13-1-0			
7-5-0		0-0-0	0-0-0		AWAY		0-0-0		2-2-0		5-3-0			
0-2-0		0-0-0	0-0-0		NEUTRAL		0-0-0		0-0-0		0-2-0			
RPI	S	Opponent	Score		RPI	S	Opponent	Score		RPI	S	Opponent	Score	
12	A	Arkansas	8	11	42	H	UConn	9	3	68	A	Rhode Island	5	6
12	A	Arkansas	6	16	44	A	Maryland	0	4	68	H	Rhode Island	15	6
12	A	Arkansas	7	13	44	A	Maryland	1	7	68	H	Rhode Island	3	2
					44	A	Maryland	2	9	79	A	Liberty	1	3
										79	A	Liberty	1	4
										79	A	Liberty	9	6

Non-Div. I Games:

Bryant

RPI	S	Opponent	Score	
256	H	LIU Brooklyn	4	8
256	H	LIU Brooklyn	13	11
272	A	Wagner	5	4
272	A	Wagner	1	0
272	A	Wagner	6	5
272	A	Wagner	1	7
272	N	Wagner	5	6
288	H	Fairleigh Dickinson	7	6
288	H	Fairleigh Dickinson	11	0
288	H	Fairleigh Dickinson	11	3
288	H	Fairleigh Dickinson	15	5
296	H	Mt. St. Mary's	11	1
296	H	Mt. St. Mary's	6	2
296	H	Mt. St. Mary's	12	1
296	H	Mt. St. Mary's	11	0

Bryant

B
r
y
a
n
t

B
r
y
a
n
t

[illegible]

Non-Div. I Games:

Ball St.

Ballet.

B
a
l
l
s
t
.

Ball St.

[illegible]

Non-Div. I Games:

Northeastern

Northeastern

Average RPI Win: 168		WON-LOST	WINNING	LAST 10	STRENGTH OF		OPP. STRENGTH	TEAM	ADJ		CONF.	ADJ CONF.			
Average RPI Loss: 145		RECORD	PCT. RANK	GAMES	SCHEDULE		OF SCHEDULE	RPI	RPI		RPI	RPI			
DIV. I ONLY		28-30-0	.48276	164	3-7-0		147	164	165		13	13			
DIV. I NON-CONF.		15-17-0	.46875	167	0-2-0		191	196	196		17	17			
TOTALS		RPI 1-25	RPI 26-50		W-L RECORDS		RPI 51-100		RPI 101-150		RPI 150+				
28-30-0		0-1-0	2-3-0		OVERALL		1-5-0		10-9-0		15-12-0				
14-14-0		0-0-0	2-2-0		HOME		1-4-0		5-2-0		6-6-0				
13-13-0		0-1-0	0-1-0		AWAY		0-1-0		4-6-0		9-4-0				
1-3-0		0-0-0	0-0-0		NEUTRAL		0-0-0		1-1-0		0-2-0				
15-17-0		0-1-0	2-3-0		NON-CONFERENCE		0-3-0		3-3-0		10-7-0				
8-8-0		0-0-0	2-2-0		HOME		0-2-0		1-0-0		5-4-0				
6-8-0		0-1-0	0-0-		AWAY		0-1-0		1-3-0		5-2-0				
1-1-0		0-0-0	0-0-0		NEUTRAL		0-0-0		1-0-0		0-1-0				
13-13-0		0-0-0	0-0-0		CONFERENCE		1-2-0		7-6-0		5-5-0				
6-6-0		0-0-0	0-0-0		HOME		1-2-0		4-2-0		1-2-0				
7-5-0		0-0-0	0-0-0		AWAY		0-0-0		3-3-0		4-2-0				
0-2-0		0-0-0	0-0-0		NEUTRAL		0-0-0		0-1-0		0-1-0				
RPI S	Opponent	Score		RPI S	Opponent	Score		RPI S	Opponent	Score		RPI S	Opponent	Score	
15 A	Clemson	2	9	31 A	South Carolina	5	9	77 H	Mercer	6	7	102 H	Samford	6	3
				36 H	Yale	6	2	77 H	Mercer	5	4	102 H	Samford	7	5
				36 H	Yale	8	17	77 H	Mercer	7	11	102 H	Samford	2	8
				36 H	Yale	3	2	90 A	Winthrop	3	4	105 A	Western Caro.	7	10
				36 H	Yale	15	18	90 H	Winthrop	6	10	105 A	Western Caro.	18	3
								100 H	Wright St.	0	3	105 A	Western Caro.	3	9
												109 A	UNCG	8	7
												109 A	UNCG	12	13
												109 A	UNCG	13	4
												115 H	Furman	21	2
												115 H	Furman	9	8
												115 H	Furman	4	12
												115 N	Furman	3	13
												131 H	Pittsburgh	4	3
												132 A	Florida A&M	7	8
												132 A	Florida A&M	4	17
												132 A	Florida A&M	3	2
												135 A	Presbyterian	1	6
												135 N	Presbyterian	10	9
												171 A	ETSU	5	6
												171 A	ETSU	11	8
												171 A	ETSU	14	5
												197 A	UNC Asheville	17	8
												197 H	UNC Asheville	6	7
												202 A	Navy	6	3
												207 H	Monmouth	16	4
												207 H	Monmouth	4	6
LAST 10 GAMES				214 N	VMI	5	6	77 H	Mercer	7	11				
				115 N	Furman	3	13	77 H	Mercer	6	7				
				239 A	The Citadel	4	2	77 H	Mercer	5	4				
				239 A	The Citadel	7	4	262 A	USC Upstate	5	6				
				239 A	The Citadel	0	1	90 A	Winthrop	3	4				

Non-Div. I Games:

Wofford

RPI	S	Opponent	Score	
211	H	Georgetown	18	11
214	H	VMI	13	3
214	H	VMI	1	8
214	H	VMI	3	4
214	N	VMI	5	6
238	N	Charleston So.	2	5
239	A	The Citadel	4	2
239	A	The Citadel	7	4
239	A	The Citadel	0	1
240	H	James Madison	1	5
249	A	Villanova	13	0
249	A	Villanova	8	0
249	A	Villanova	7	3
258	H	Longwood	6	5
262	A	USC Upstate	10	14
262	A	USC Upstate	5	6
262	H	USC Upstate	4	2
281	H	La Salle	6	7
281	H	La Salle	6	1

Wofford

W
o
f
f
o
r
d

W
o
f
f
o
r
d

Average RPI Win: 204		WON-LOST	WINNING	LAST 10	STRENGTH OF		OPP. STRENGTH	TEAM	ADJ		CONF.	ADJ CONF.
Average RPI Loss: 119		RECORD	PCT. RANK	GAMES	SCHEDULE		OF SCHEDULE	RPI	RPI		RPI	RPI
DIV. I ONLY		29-26-0	.52727	121	5-5-0		252	138	166	.49095	166	16
DIV. I NON-CONF.		15-14-0	.51724	135	1-0-0		263	115	168	.48977	168	13
TOTALS		RPI 1-25	RPI 26-50		W-L RECORDS		RPI 51-100		RPI 101-150		RPI 150+	
29-26-0		0-5-0	1-1-0		OVERALL		2-7-0		4-6-0		22-7-0	
13-4-0		0-0-0	0-1-0		HOME		0-0-0		2-2-0		11-1-0	
12-18-0		0-5-0	1-0-0		AWAY		2-5-0		1-3-0		8-5-0	
4-4-0		0-0-0	0-0-0		NEUTRAL		0-2-0		1-1-0		3-1-0	
15-14-0		0-2-0	1-1-0		NON-CONFERENCE		2-2-0		2-5-0		10-4-0	
6-2-0		0-0-0	0-1-0		HOME		0-0-0		0-1-0		6-0-0	
7-11-0		0-2-0	1-0-		AWAY		2-2-0		1-3-0		3-4-0	
2-1-0		0-0-0	0-0-0		NEUTRAL		0-0-0		1-1-0		1-0-0	
14-12-0		0-3-0	0-0-0		CONFERENCE		0-5-0		2-1-0		12-3-0	
7-2-0		0-0-0	0-0-0		HOME		0-0-0		2-1-0		5-1-0	
5-7-0		0-3-0	0-0-0		AWAY		0-3-0		0-0-0		5-1-0	
2-3-0		0-0-0	0-0-0		NEUTRAL		0-2-0		0-0-0		2-1-0	
RPI S	Opponent	Score	RPI S	Opponent	Score	RPI S	Opponent	Score	RPI S	Opponent	Score	
21 A	Mississippi St.	1 9	34 A	Indiana	7 3	52 A	DBU	12 20	112 N	Marist	3 9	
21 A	Mississippi St.	6 11	34 H	Indiana	0 2	52 A	DBU	0 1	112 N	Marist	3 1	
22 A	Missouri St.	1 4				52 A	DBU	2 3	123 A	Purdue	5 2	
22 A	Missouri St.	2 5				52 N	DBU	5 6	123 H	Purdue	7 10	
22 A	Missouri St.	4 14				52 N	DBU	2 6	142 A	Illinois	1 2	
						83 A	Washington	2 3	142 A	Illinois	4 6	
						83 A	Washington	5 3	142 A	Illinois	2 5	
						83 A	Washington	0 8	146 H	Wichita St.	2 5	
						83 A	Washington	4 2	146 H	Wichita St.	5 3	
									146 H	Wichita St.	13 6	
									163 H	Ball St.	8 2	
									170 A	Austin Peay	12 9	
									198 A	Eastern Ill.	7 8	
									198 H	Eastern Ill.	2 1	
									200 H	Southern Ill.	15 2	
									200 H	Southern Ill.	1 2	
									200 H	Southern Ill.	4 1	
									208 H	Bradley	5 4	
									208 H	Bradley	4 1	
									208 H	Bradley	6 4	
									243 H	Oakland	9 5	
									243 H	Oakland	8 4	
									243 H	Oakland	5 4	
									260 A	Evansville	5 3	
									260 A	Evansville	9 1	
									260 A	Evansville	1 4	
									260 N	Evansville	13 4	

Non-Div. I Games:

Indiana St.

RPI	S	Opponent	Score	
260	N	Evansville	11	3
263	H	Northern Ill.	17	8
264	A	Utah Valley	11	8
264	A	Utah Valley	7	9
264	A	Utah Valley	10	5
264	A	Utah Valley	6	7
268	A	Illinois St.	9	6
268	A	Illinois St.	4	3
268	A	Illinois St.	15	4
268	N	Illinois St.	7	17
277	A	Seattle U	0	4
278	N	Youngstown St.	14	4

Indiana St.

I
n
d
i
a
n
a
S
t
.

I
n
d
i
a
n
a
S
t
.

[illegible]

Non-Div. I Games:

CSU Bakersfield

RPI	S	Opponent	Score	
233	H	Northern Colo.	14	3
233	H	Northern Colo.	10	1
233	N	Northern Colo.	8	5
251	H	UTRGV	2	4
251	H	UTRGV	12	13
251	H	UTRGV	6	5
264	H	Utah Valley	10	0
264	H	Utah Valley	9	5
264	H	Utah Valley	7	5
275	H	Portland	6	3
275	H	Portland	11	4
275	H	Portland	7	5
275	H	Portland	7	3
277	H	Seattle U	6	9
277	H	Seattle U	5	3
277	H	Seattle U	7	6
277	N	Seattle U	10	4
284	A	Chicago St.	4	8
284	A	Chicago St.	12	1
284	A	Chicago St.	3	0

CSU Bakersfield

C
S
U
B
a
k
e
r
s
f
i
e
l
d

C
S
U
B
a
k
e
r
s
f
i
e
l
d

Average RPI Win:	174	WON-LOST	WINNING	LAST 10	STRENGTH OF	OPP. STRENGTH	TEAM	ADJ	CONF.	ADJ CONF.		
Average RPI Loss:	131	RECORD	PCT. RANK	GAMES	SCHEDULE	OF SCHEDULE	RPI	RPI	RPI	RPI		
DIV. I ONLY		24-25-0	.4898	163	3-7-0	156	154	168	.48972	168	10	10
DIV. I NON-CONF.		12-19-0	.3871	223	1-4-0	253	153	253	.43813	253	16	16
<hr/>												
TOTALS	RPI 1-25	RPI 26-50		W-L RECORDS		RPI 51-100		RPI 101-150		RPI 150+		
24-25-0	0-0-0	2-6-0		OVERALL		6-7-0		1-1-0		15-11-0		
14-10-0	0-0-0	2-4-0		HOME		2-4-0		1-0-0		9-2-0		
9-11-0	0-0-0	0-0-0		AWAY		3-2-0		0-0-0		6-9-0		
1-4-0	0-0-0	0-2-0		NEUTRAL		1-1-0		0-1-0		0-0-0		
<hr/>												
12-19-0	0-0-0	0-4-0		NON-CONFERENCE		3-4-0		1-1-0		8-10-0		
9-8-0	0-0-0	0-3-0		HOME		2-3-0		1-0-0		6-2-0		
3-9-0	0-0-0	0-0-		AWAY		1-1-0		0-0-0		2-8-0		
0-2-0	0-0-0	0-1-0		NEUTRAL		0-0-0		0-1-0		0-0-0		
<hr/>												
12-6-0	0-0-0	2-2-0		CONFERENCE		3-3-0		0-0-0		7-1-0		
5-2-0	0-0-0	2-1-0		HOME		0-1-0		0-0-0		3-0-0		
6-2-0	0-0-0	0-0-0		AWAY		2-1-0		0-0-0		4-1-0		
1-2-0	0-0-0	0-1-0		NEUTRAL		1-1-0		0-0-0		0-0-0		
<hr/>												
RPI	S	Opponent	Score	RPI	S	Opponent	Score	RPI	S	Opponent	Score	
				40	N	Michigan	6 7	54	A	Nebraska	6 14	
				45	H	McNeese	3 5	54	H	Nebraska	0 4	
				45	H	McNeese	1 5	54	H	Nebraska	5 2	
				45	H	McNeese	4 9	66	A	Kansas	7 3	
				46	H	St. John's (NY)	7 4	71	H	Xavier	1 2	
				46	H	St. John's (NY)	2 3	71	N	Xavier	6 7	
				46	H	St. John's (NY)	5 1	90	H	Winthrop	0 4	
				46	N	St. John's (NY)	2 10	90	H	Winthrop	7 1	
								90	H	Winthrop	1 2	
								93	A	Seton Hall	2 1	
								93	A	Seton Hall	4 3	
								93	A	Seton Hall	0 1	
								93	N	Seton Hall	4 1	
<hr/>												
LAST 10 GAMES												
				46	N	St. John's (NY)	2 10	45	H	McNeese	4 9	
				71	N	Xavier	6 7	45	H	McNeese	3 5	
				93	N	Seton Hall	4 1	45	H	McNeese	1 5	
				151	A	Butler	1 7	54	H	Nebraska	0 4	
				151	A	Butler	3 1	280	A	Omaha	7 5	
								264	H	Utah Valley	6 5	
								264	H	Utah Valley	3 2	
								264	H	Utah Valley	1 2	
								265	A	Abilene Christian	3 4	
								265	A	Abilene Christian	2 3	
								265	A	Abilene Christian	7 8	

Non-Div. I Games:

Creighton

RPI	S	Opponent	Score
280	A	Omaha	7 5

Creighton

Average RPI Win: 209		WON-LOST	WINNING	LAST 10	STRENGTH OF		OPP. STRENGTH	TEAM	ADJ	CONF.	ADJ CONF.
Average RPI Loss: 164		RECORD	PCT. RANK	GAMES	SCHEDULE		OF SCHEDULE	RPI	RPI	RPI	RPI
DIV. I ONLY		31-24-0	.56364	93	4-6-0		261	253	169	.48953	169
DIV. I NON-CONF.		13-15-0	.46429	170	0-1-0		194	212	153	.49656	152
TOTALS		RPI 1-25	RPI 26-50		W-L RECORDS		RPI 51-100		RPI 101-150		RPI 150+
31-24-0	0-0-0	1-1-0		OVERALL		0-5-0		3-5-0		27-13-0	
12-6-0	0-0-0	1-1-0		HOME		0-0-0		1-2-0		10-3-0	
17-14-0	0-0-0	0-0-0		AWAY		0-5-0		2-2-0		15-7-0	
2-4-0	0-0-0	0-0-0		NEUTRAL		0-0-0		0-1-0		2-3-0	
13-15-0	0-0-0	1-1-0		NON-CONFERENCE		0-5-0		2-2-0		10-7-0	
3-3-0	0-0-0	1-1-0		HOME		0-0-0		0-0-0		2-2-0	
9-10-0	0-0-0	0-0-0		AWAY		0-5-0		2-2-0		7-3-0	
1-2-0	0-0-0	0-0-0		NEUTRAL		0-0-0		0-0-0		1-2-0	
18-9-0	0-0-0	0-0-0		CONFERENCE		0-0-0		1-3-0		17-6-0	
9-3-0	0-0-0	0-0-0		HOME		0-0-0		1-2-0		8-1-0	
8-4-0	0-0-0	0-0-0		AWAY		0-0-0		0-0-0		8-4-0	
1-2-0	0-0-0	0-0-0		NEUTRAL		0-0-0		0-1-0		1-1-0	
RPI S	Opponent	Score		RPI S	Opponent	Score		RPI S	Opponent	Score	
				36 H	Yale	5	1	61 A	Bethune-Cookman	5	9
				42 H	UConn	1	6	61 A	Bethune-Cookman	5	7
								96 A	VCU	4	5
								96 A	VCU	3	4
								96 A	VCU	1	2
								104 A	Lamar University	7	6
								104 A	Lamar University	1	5
								104 A	Lamar University	9	19
								104 A	Lamar University	6	2
								112 H	Marist	1	3
								112 H	Marist	1	3
								112 H	Marist	5	4
								112 N	Marist	8	11
								157 A	Stetson	6	0
								157 A	Stetson	0	3
								157 A	Stetson	5	2
								179 A	Stony Brook	1	0
								179 A	Stony Brook	2	1
								184 A	Hartford	10	2
								184 H	Hartford	3	4
								184 H	Hartford	7	3
								194 H	Fordham	6	3
								204 N	Penn	3	6
								204 N	Penn	7	5
								204 N	Penn	0	8
								207 H	Monmouth	15	9
								207 H	Monmouth	9	2
								207 H	Monmouth	7	6
								217 A	Niagara	7	11
								217 A	Niagara	5	6
								217 A	Niagara	4	1
								225 A	Rider	9	1
LAST 10 GAMES				237 N	Iona	6	7	247 A	Quinnipiac	3	4
				112 N	Marist	8	11	254 A	Massachusetts	5	6
				237 N	Iona	12	1	112 H	Marist	1	3
				247 A	Quinnipiac	10	4	112 H	Marist	1	3
				247 A	Quinnipiac	6	5	112 H	Marist	5	4

Non-Div. I Games:

Fairfield

RPI	S	Opponent	Score	
225	A	Rider	1	0
225	A	Rider	5	6
227	A	Siena	19	0
227	A	Siena	7	1
227	A	Siena	2	0
232	H	Sacred Heart	5	8
237	N	Iona	12	1
237	N	Iona	6	7
247	A	Quinnipiac	10	4
247	A	Quinnipiac	6	5
247	A	Quinnipiac	3	4
254	A	Massachusetts	5	6
266	H	Manhattan	6	4
266	H	Manhattan	6	13
266	H	Manhattan	6	0
271	A	Hofstra	17	11
289	A	NJIT	12	13
294	A	NYIT	8	2
299	H	Saint Peter's	7	1
299	H	Saint Peter's	3	2
299	H	Saint Peter's	6	4

Fairfield

F
a
i
r
f
i
e
l
d

F
a
i
r
f
i
e
l
d

Average RPI Win: 175		WON-LOST	WINNING	LAST 10	STRENGTH OF		OPP. STRENGTH	TEAM	ADJ		CONF.	ADJ CONF.						
Average RPI Loss: 144		RECORD	PCT. RANK	GAMES	SCHEDULE		OF SCHEDULE	RPI	RPI		RPI	RPI						
DIV. I ONLY		28-30-0	.48276	164	6-4-0		172	165	170		18	18						
DIV. I NON-CONF.		13-12-0	.52	131	2-1-0		203	97	151		19	19						
TOTALS		RPI 1-25	RPI 26-50		W-L RECORDS		RPI 51-100		RPI 101-150		RPI 150+							
28-30-0		0-1-0	1-2-0		OVERALL		1-6-0		8-7-0		18-14-0							
14-12-0		0-0-0	0-0-0		HOME		1-5-0		5-1-0		8-6-0							
12-16-0		0-1-0	1-2-0		AWAY		0-1-0		2-5-0		9-7-0							
2-2-0		0-0-0	0-0-0		NEUTRAL		0-0-0		1-1-0		1-1-0							
13-12-0		0-1-0	1-2-0		NON-CONFERENCE		1-3-0		2-3-0		9-3-0							
8-4-0		0-0-0	0-0-0		HOME		1-2-0		1-0-0		6-2-0							
5-8-0		0-1-0	1-0-		AWAY		0-1-0		1-3-0		3-1-0							
0-0-0		0-0-0	0-0-0		NEUTRAL		0-0-0		0-0-0		0-0-0							
15-18-0		0-0-0	0-0-0		CONFERENCE		0-3-0		6-4-0		9-11-0							
6-8-0		0-0-0	0-0-0		HOME		0-3-0		4-1-0		2-4-0							
7-8-0		0-0-0	0-0-0		AWAY		0-0-0		1-2-0		6-6-0							
2-2-0		0-0-0	0-0-0		NEUTRAL		0-0-0		1-1-0		1-1-0							
RPI	S	Opponent	Score		RPI	S	Opponent	Score		RPI	S	Opponent	Score					
18	A	Vanderbilt	4	8	27	A	North Carolina St.	3	9	59	A	Tennessee	4	18				
					27	A	North Carolina St.	7	3	77	H	Mercer	14	4				
					27	A	North Carolina St.	3	6	77	H	Mercer	6	10				
										77	H	Mercer	1	9				
										88	H	Tennessee Tech	13	14				
										88	H	Tennessee Tech	3	14				
										88	H	Tennessee Tech	8	10				
												103	H	Morehead St.	3	12		
												103	H	Morehead St.	3	1		
												103	N	Morehead St.	4	9		
												111	H	Jacksonville St.	6	5		
												111	H	Jacksonville St.	8	4		
												111	H	Jacksonville St.	4	0		
												111	N	Jacksonville St.	8	7		
												117	A	Middle Tenn.	2	3		
												117	H	Middle Tenn.	21	8		
												121	A	Notre Dame	2	7		
												121	A	Notre Dame	5	3		
												121	A	Notre Dame	2	5		
												136	A	Southeast Mo. St.	3	5		
												136	A	Southeast Mo. St.	0	10		
												136	A	Southeast Mo. St.	11	7		
												160	H	Belmont	10	8		
												160	H	Belmont	5	9		
												160	H	Belmont	6	2		
												160	N	Belmont	1	6		
												166	H	Indiana St.	9	12		
												177	A	Murray St.	6	8		
												177	A	Murray St.	8	5		
												177	A	Murray St.	12	17		
												180	H	Arkansas St.	9	8		
												198	A	Eastern Ill.	7	5		
												198	A	Eastern Ill.	4	7		
												198	A	Eastern Ill.	9	6		
LAST 10 GAMES				160	N	Belmont	1	6	198	A	Eastern Ill.	9	6	198	A	Eastern Ill.	4	7
				111	N	Jacksonville St.	8	7	216	A	Lipscomb	3	2	121	A	Notre Dame	5	3
				103	N	Morehead St.	4	9	121	A	Notre Dame	5	3	121	A	Notre Dame	2	7
				221	N	UT Martin	6	2										
				198	A	Eastern Ill.	7	5	121	A	Notre Dame	2	7	198	A	Eastern Ill.	9	6

Non-Div. I Games:

Austin Peay

Average RPI Win: 165		WON-LOST RECORD	WINNING PCT. RANK	LAST 10 GAMES	STRENGTH OF SCHEDULE	OPP. STRENGTH OF SCHEDULE	TEAM RPI	ADJ RPI	CONF. RPI	ADJ CONF. RPI		
Average RPI Loss: 138												
DIV. I ONLY		30-29-0	.50847	149	7-3-0	175	140	171	.48797	171	13	13
DIV. I NON-CONF.		18-12-0	.6	82	0-1-0	230	145	158	.49437	158	17	17
<hr/>												
TOTALS		RPI 1-25		RPI 26-50		W-L RECORDS		RPI 51-100		RPI 101-150		RPI 150+
30-29-0		0-0-0		0-0-0		OVERALL		2-4-0		10-14-0		18-11-0
19-13-0		0-0-0		0-0-0		HOME		1-0-0		7-7-0		11-6-0
8-13-0		0-0-0		0-0-0		AWAY		1-3-0		1-5-0		6-5-0
3-3-0		0-0-0		0-0-0		NEUTRAL		0-1-0		2-2-0		1-0-0
18-12-0		0-0-0		0-0-0		NON-CONFERENCE		1-2-0		5-3-0		12-7-0
15-5-0		0-0-0		0-0-0		HOME		1-0-0		4-1-0		10-4-0
3-6-0		0-0-0		0-0-		AWAY		0-1-0		1-2-0		2-3-0
0-1-0		0-0-0		0-0-0		NEUTRAL		0-1-0		0-0-0		0-0-0
12-17-0		0-0-0		0-0-0		CONFERENCE		1-2-0		5-11-0		6-4-0
4-8-0		0-0-0		0-0-0		HOME		0-0-0		3-6-0		1-2-0
5-7-0		0-0-0		0-0-0		AWAY		1-2-0		0-3-0		4-2-0
3-2-0		0-0-0		0-0-0		NEUTRAL		0-0-0		2-2-0		1-0-0
RPI	S	Opponent	Score	RPI	S	Opponent	Score	RPI	S	Opponent	Score	
						59 A	Tennessee	2	9	102 H	Samford	3 6
						59 H	Tennessee	10	2	102 H	Samford	10 8
						59 N	Tennessee	1	8	102 H	Samford	7 6
						77 A	Mercer	6	10	102 N	Samford	16 6
						77 A	Mercer	2	5	105 H	Western Caro.	4 5
						77 A	Mercer	9	2	105 H	Western Caro.	6 9
										105 H	Western Caro.	6 11
										105 N	Western Caro.	8 6
										109 H	UNCG	7 9
										109 H	UNCG	3 12
										109 H	UNCG	11 0
										109 N	UNCG	4 6
										115 A	Furman	8 9
										115 A	Furman	3 6
										115 A	Furman	4 11
										115 N	Furman	6 8
										120 H	William & Mary	15 3
										120 H	William & Mary	8 6
										120 H	William & Mary	9 3
										122 H	Virginia Tech	7 4
										132 A	Florida A&M	10 8
										132 A	Florida A&M	3 7
										132 A	Florida A&M	12 13
										134 H	Marshall	3 9
										155 A	Radford	3 4
										155 H	Radford	8 5
										158 H	Central Mich.	7 6
<hr/>												
LAST 10 GAMES												
						115 N	Furman	6	8	214 A	VMI	9 3
						102 N	Samford	16	6	214 A	VMI	14 12
						214 N	VMI	12	11	214 A	VMI	7 5
						109 N	UNCG	4	6	197 H	UNC Asheville	4 6
						105 N	Western Caro.	8	6	102 H	Samford	7 6

Non-Div. I Games:

ETSU

RPI	S	Opponent	Score	
158	H	Central Mich.	18	6
158	H	Central Mich.	7	8
165	H	Wofford	5	14
165	H	Wofford	6	5
165	H	Wofford	8	11
183	A	Appalachian St.	7	8
183	H	Appalachian St.	5	4
186	H	Gardner-Webb	19	4
186	H	Gardner-Webb	5	4
186	H	Gardner-Webb	1	5
197	H	UNC Asheville	4	6
214	A	VMI	9	3
214	A	VMI	14	12
214	A	VMI	7	5
214	N	VMI	12	11
223	H	Western Mich.	12	8
223	H	Western Mich.	1	11
223	H	Western Mich.	12	7
231	A	Miami (OH)	2	1
231	A	Miami (OH)	2	4
231	A	Miami (OH)	14	0
239	A	The Citadel	1	4
239	A	The Citadel	5	7
239	A	The Citadel	10	9
243	H	Oakland	9	7
243	H	Oakland	10	2

Average RPI Win:	200	WON-LOST RECORD	WINNING PCT. RANK	LAST 10 GAMES	STRENGTH OF SCHEDULE	OPP. STRENGTH OF SCHEDULE	TEAM RPI	ADJ RPI	CONF. RPI	ADJ CONF. RPI	
DIV. I ONLY		26-26-0	.5 152	7-3-0	226	209	171	.48797 171	15	15	
DIV. I NON-CONF.		14-11-0	.56 110	1-0-0	267	269	166	.49118 166	15	15	
<hr/>											
TOTALS	RPI 1-25	RPI 26-50		W-L RECORDS		RPI 51-100		RPI 101-150		RPI 150+	
26-26-0	0-0-0	0-1-0		OVERALL		2-5-0		2-3-0		22-17-0	
7-6-0	0-0-0	0-0-0		HOME		0-3-0		1-1-0		6-2-0	
13-16-0	0-0-0	0-1-0		AWAY		0-1-0		1-1-0		12-13-0	
6-4-0	0-0-0	0-0-0		NEUTRAL		2-1-0		0-1-0		4-2-0	
<hr/>											
14-11-0	0-0-0	0-1-0		NON-CONFERENCE		1-2-0		2-3-0		11-5-0	
4-1-0	0-0-0	0-0-0		HOME		0-0-0		1-1-0		3-0-0	
6-8-0	0-0-0	0-0-		AWAY		0-1-0		1-1-0		5-5-0	
4-2-0	0-0-0	0-0-0		NEUTRAL		1-1-0		0-1-0		3-0-0	
<hr/>											
12-15-0	0-0-0	0-0-0		CONFERENCE		1-3-0		0-0-0		11-12-0	
3-5-0	0-0-0	0-0-0		HOME		0-3-0		0-0-0		3-2-0	
7-8-0	0-0-0	0-0-0		AWAY		0-0-0		0-0-0		7-8-0	
2-2-0	0-0-0	0-0-0		NEUTRAL		1-0-0		0-0-0		1-2-0	
<hr/>											
RPI	S	Opponent	Score	RPI	S	Opponent	Score	RPI	S	Opponent	Score
				46	A	St. John's (NY)	3 9	60	A	Coastal Caro.	0 14
								62	H	Binghamton	2 7
								62	H	Binghamton	0 3
								62	H	Binghamton	3 4
								62	N	Binghamton	7 3
								90	N	Winthrop	7 9
								90	N	Winthrop	3 2

Non-Div. I Games:

Albany (NY)

Average RPI Win:		172	WON-LOST RECORD		WINNING PCT. RANK		LAST 10 GAMES		STRENGTH OF SCHEDULE		OPP. STRENGTH OF SCHEDULE		TEAM RPI		ADJ RPI		CONF. RPI		ADJ CONF. RPI	
DIV. I ONLY			29-30-0		.49153 158		5-5-0		171		87		173		.48792 173		9		9	
DIV. I NON-CONF.			14-12-0		.53846 124		0-1-0		197		52		172		.48914 171		10		10	
TOTALS		RPI 1-25		RPI 26-50		W-L RECORDS		RPI 51-100		RPI 101-150		RPI 150+								
29-30-0		1-4-0		2-8-0		OVERALL		5-5-0		4-6-0		17-7-0								
20-13-0		1-1-0		1-2-0		HOME		2-2-0		4-3-0		12-5-0								
7-16-0		0-3-0		1-6-0		AWAY		2-2-0		0-3-0		4-2-0								
2-1-0		0-0-0		0-0-0		NEUTRAL		1-1-0		0-0-0		1-0-0								
14-12-0		1-4-0		2-5-0		NON-CONFERENCE		1-1-0		2-2-0		8-0-0								
12-6-0		1-1-0		1-2-0		HOME		0-1-0		2-2-0		8-0-0								
2-6-0		0-3-0		1-0-		AWAY		1-0-0		0-0-0		0-0-0								
0-0-0		0-0-0		0-0-0		NEUTRAL		0-0-0		0-0-0		0-0-0								
15-18-0		0-0-0		0-3-0		CONFERENCE		4-4-0		2-4-0		9-7-0								
8-7-0		0-0-0		0-0-0		HOME		2-1-0		2-1-0		4-5-0								
5-10-0		0-0-0		0-3-0		AWAY		1-2-0		0-3-0		4-2-0								
2-1-0		0-0-0		0-0-0		NEUTRAL		1-1-0		0-0-0		1-0-0								
RPI S	Opponent		Score		RPI S	Opponent		Score		RPI S	Opponent		Score		RPI S	Opponent		Score		
17 A	Texas		2	9	32 A	South Ala.		5	7	55 A	Louisiana		7	8	101 H	UT Arlington		7	6	
17 A	Texas		0	2	32 A	South Ala.		4	9	55 A	Louisiana		8	4	101 H	UT Arlington		5	12	
17 H	Texas		11	10	32 A	South Ala.		3	8	55 A	Louisiana		3	4	101 H	UT Arlington		7	6	
24 A	Baylor		2	10	33 H	Texas A&M		3	9	60 H	Coastal Caro.		5	4	108 A	Troy		0	4	
24 H	Baylor		0	4	38 H	Sam Houston St.		4	7	60 H	Coastal Caro.		3	4	108 A	Troy		3	4	
					41 A	Rice		1	10	60 H	Coastal Caro.		10	7	108 A	Troy		3	6	
					41 H	Rice		13	4	60 N	Coastal Caro.		7	5	123 H	Purdue		14	5	
					48 A	Oklahoma St.		12	11	87 N	Ga. Southern		5	11	123 H	Purdue		13	11	
					48 A	Oklahoma St.		7	10	97 A	UTSA		11	8	123 H	Purdue		3	9	
					48 A	Oklahoma St.		3	6	97 H	UTSA		1	9	123 H	Purdue		8	12	
															180 H	Arkansas St.		7	8	
															180 H	Arkansas St.		16	7	
															180 H	Arkansas St.		7	13	
															183 A	Appalachian St.		6	3	
															183 A	Appalachian St.		2	0	
															183 A	Appalachian St.		7	4	
															214 H	Georgia St.		8	11	
															214 H	Georgia St.		7	11	
															214 H	Georgia St.		10	9	
															224 A	Little Rock		5	6	
															224 A	Little Rock		4	9	
															224 A	Little Rock		7	3	
															224 N	Little Rock		3	2	
															251 H	UTRGV		11	9	
															255 H	La.-Monroe		9	5	
															255 H	La.-Monroe		7	4	
															255 H	La.-Monroe		5	6	
LAST 10 GAMES				87 N	Ga. Southern		5	11	101 H	UT Arlington		7	6	224 N	Little Rock		3	2		
				60 N	Coastal Caro.		7	5	41 A	Rice		1	10	251 H	UTRGV		11	9		
				224 N	Little Rock		3	2	55 A	Louisiana		3	4	255 H	La.-Monroe		9	5		
				101 H	UT Arlington		7	6	55 A	Louisiana		8	4	255 H	La.-Monroe		7	4		
				101 H	UT Arlington		5	12	55 A	Louisiana		7	8	255 H	La.-Monroe		5	6		

Non-Div. I Games:

Texas St.

RPI	S	Opponent	Score	
257	H	Richmond	18	3
257	H	Richmond	6	5
257	H	Richmond	13	2
285	H	Prairie View	10	1
297	H	Alabama A&M	8	3
297	H	Alabama A&M	7	2
297	H	Alabama A&M	10	0

T
e
x
a
s
S
t
.

T
e
x
a
s
S
t
.

Texas St.

Average RPI Win:		168	WON-LOST RECORD		WINNING PCT. RANK		LAST 10 GAMES		STRENGTH OF SCHEDULE		OPP. STRENGTH OF SCHEDULE		TEAM RPI		ADJ RPI		CONF. RPI		ADJ CONF. RPI								
DIV. I ONLY			21-30-0		.41176 226		5-5-0		102		95		174		.48789 174		8		8								
DIV. I NON-CONF.			11-16-0		.40741 212		3-2-0		81		158		177		.48749 176		8		8								
TOTALS		RPI 1-25		RPI 26-50		W-L RECORDS		RPI 51-100		RPI 101-150		RPI 150+															
21-30-0		0-10-0		1-2-0		OVERALL		1-3-0		8-7-0		11-8-0															
13-13-0		0-3-0		1-2-0		HOME		1-1-0		4-5-0		7-2-0															
8-16-0		0-7-0		0-0-0		AWAY		0-1-0		4-2-0		4-6-0															
0-1-0		0-0-0		0-0-0		NEUTRAL		0-1-0		0-0-0		0-0-0															
11-16-0		0-4-0		1-2-0		NON-CONFERENCE		1-3-0		1-2-0		8-5-0															
8-6-0		0-0-0		1-2-0		HOME		1-1-0		1-2-0		5-1-0															
3-9-0		0-4-0		0-0-		AWAY		0-1-0		0-0-0		3-4-0															
0-1-0		0-0-0		0-0-0		NEUTRAL		0-1-0		0-0-0		0-0-0															
10-14-0		0-6-0		0-0-0		CONFERENCE		0-0-0		7-5-0		3-3-0															
5-7-0		0-3-0		0-0-0		HOME		0-0-0		3-3-0		2-1-0															
5-7-0		0-3-0		0-0-0		AWAY		0-0-0		4-2-0		1-2-0															
0-0-0		0-0-0		0-0-0		NEUTRAL		0-0-0		0-0-0		0-0-0															
RPI	S	Opponent		Score		RPI	S	Opponent		Score		RPI	S	Opponent		Score											
1	A	Oregon St.		2	14	42	H	UConn		4	7	70	H	Saint Mary's (CA)		11	10	110	H	Cal Poly		6	9				
1	A	Oregon St.		1	4	42	H	UConn		8	7	70	H	Saint Mary's (CA)		2	5	110	H	Cal Poly		1	4				
1	A	Oregon St.		0	4	42	H	UConn		6	9	70	N	Saint Mary's (CA)		4	6	110	H	Cal Poly		3	0				
13	A	Stanford		2	8							89	A	Oregon		2	7	133	H	Grand Canyon		5	6				
14	H	Long Beach St.		3	9													133	H	Grand Canyon		3	8				
14	H	Long Beach St.		9	14													133	H	Grand Canyon		16	1				
14	H	Long Beach St.		2	10													140	A	UC Santa Barbara		2	0				
25	A	Cal St. Fullerton		5	8													140	A	UC Santa Barbara		3	2				
25	A	Cal St. Fullerton		8	9													140	A	UC Santa Barbara		3	6				
25	A	Cal St. Fullerton		0	6													149	A	Hawaii		1	3				
																		149	A	Hawaii		9	3				
																		149	A	Hawaii		11	4				
																		150	H	UC Riverside		2	0				
																		150	H	UC Riverside		6	11				
																		150	H	UC Riverside		4	3				
																		161	A	UC Irvine		5	6				
																		161	A	UC Irvine		11	9				
																		161	A	UC Irvine		1	2				
																		168	A	Creighton		3	4				
																		168	A	Creighton		1	2				
																		168	A	Creighton		12	1				
						LAST 10 GAMES												176	H	CSUN		2	4				
						161 A UC Irvine						11	9	133 H Grand Canyon						16	1	176	H	CSUN		8	2
						161 A UC Irvine						5	6	133 H Grand Canyon						5	6	176	H	CSUN		7	5
						161 A UC Irvine						1	2	206 A Nevada						7	4	178	A	Sacramento St.		0	1
						244 H Pacific						3	2	150 H UC Riverside						6	11	178	H	Sacramento St.		7	6
						133 H Grand Canyon						3	8	150 H UC Riverside						2	0	201	H	Penn St.		10	2

Non-Div. I Games:

UC Davis

RPI	S	Opponent	Score	
206	A	Nevada	7	4
244	A	Pacific	2	3
244	H	Pacific	3	2
259	A	UNLV	8	3
264	H	Utah Valley	9	4
264	H	Utah Valley	3	4
264	H	Utah Valley	7	6

UC Davis

U
C
D
a
v
i
s

U
C
D
a
v
i
s

Average RPI Win: 168		WON-LOST	WINNING	LAST 10	STRENGTH OF		OPP. STRENGTH	TEAM	ADJ	CONF.	ADJ CONF.
Average RPI Loss: 49		RECORD	PCT. RANK	GAMES	SCHEDULE		OF SCHEDULE	RPI	RPI	RPI	RPI
DIV. I ONLY		19-34-1	.36111	245	40		42	176	.48638	175	2
DIV. I NON-CONF.		14-9-0	.6087	74	234		273	218	.46833	218	2
TOTALS		RPI 1-25	RPI 26-50		W-L RECORDS		RPI 51-100		RPI 101-150		RPI 150+
19-34-1		2-13-1	4-12-0		OVERALL		0-3-0		2-5-0		11-1-0
14-22-0		2-8-0	0-6-0		HOME		0-3-0		2-4-0		10-1-0
5-11-1		0-5-1	4-5-0		AWAY		0-0-0		0-1-0		1-0-0
0-1-0		0-0-0	0-1-0		NEUTRAL		0-0-0		0-0-0		0-0-0
14-9-0		1-0-0	0-0-0		NON-CONFERENCE		0-3-0		2-5-0		11-1-0
13-8-0		1-0-0	0-0-0		HOME		0-3-0		2-4-0		10-1-0
1-1-0		0-0-0	0-0-0		AWAY		0-0-0		0-1-0		1-0-0
0-0-0		0-0-0	0-0-0		NEUTRAL		0-0-0		0-0-0		0-0-0
5-25-1		1-13-1	4-12-0		CONFERENCE		0-0-0		0-0-0		0-0-0
1-14-0		1-8-0	0-6-0		HOME		0-0-0		0-0-0		0-0-0
4-10-1		0-5-1	4-5-0		AWAY		0-0-0		0-0-0		0-0-0
0-1-0		0-0-0	0-1-0		NEUTRAL		0-0-0		0-0-0		0-0-0
RPI S	Opponent	Score	RPI S	Opponent	Score	RPI S	Opponent	Score	RPI S	Opponent	Score
2 H	Florida	5 10	31 A	South Carolina	5 6	75 H	Oral Roberts	3 6	102 H	Samford	3 10
2 H	Florida	6 13	31 A	South Carolina	2 4	75 H	Oral Roberts	2 5	108 A	Troy	11 12
2 H	Florida	1 2	31 A	South Carolina	4 2	75 H	Oral Roberts	4 5	111 H	Jacksonville St.	8 11
3 H	LSU	4 7	33 H	Texas A&M	5 9				111 H	Jacksonville St.	1 2
3 H	LSU	2 8	33 H	Texas A&M	2 8				135 H	Presbyterian	3 4
3 H	LSU	3 4	33 H	Texas A&M	2 3				135 H	Presbyterian	4 3
11 H	Southern Miss.	12 5	37 A	Ole Miss	2 8				135 H	Presbyterian	8 1
12 H	Arkansas	5 8	37 A	Ole Miss	4 5				188 A	UAB	4 1
12 H	Arkansas	7 1	37 A	Ole Miss	2 7				188 H	UAB	6 4
12 H	Arkansas	1 7	39 A	Auburn	7 6				198 H	Eastern Ill.	5 0
18 A	Vanderbilt	3 3	39 A	Auburn	11 9				255 H	La.-Monroe	6 2
18 A	Vanderbilt	1 18	39 A	Auburn	4 3				255 H	La.-Monroe	4 3
18 A	Vanderbilt	1 13	39 N	Auburn	3 4				255 H	La.-Monroe	10 3
21 A	Mississippi St.	3 4	49 H	Missouri	0 3				279 H	Grambling	12 2
21 A	Mississippi St.	5 6	49 H	Missouri	4 7				283 H	Ark.-Pine Bluff	14 1
21 A	Mississippi St.	12 13	49 H	Missouri	5 9				283 H	Ark.-Pine Bluff	6 5
									283 H	Ark.-Pine Bluff	3 8
									283 H	Ark.-Pine Bluff	12 2
									286 H	Alcorn	18 1
LAST 10 GAMES											
18 A	Vanderbilt	3 3	2 H	Florida	1 2						
18 A	Vanderbilt	1 13	279 H	Grambling	12 2						
18 A	Vanderbilt	1 18	39 A	Auburn	11 9						
2 H	Florida	5 10	39 A	Auburn	7 6						
2 H	Florida	6 13	39 A	Auburn	4 3						

Non-Div. I Games:

Alabama

CSUN				Through Games Of June 27, 2017 (FINAL)															
Average RPI Win: 136		WON-LOST RECORD		WINNING PCT. RANK		LAST 10 GAMES		STRENGTH OF SCHEDULE		OPP. STRENGTH OF SCHEDULE		TEAM RPI		ADJ RPI		CONF. RPI		ADJ CONF. RPI	
DIV. I ONLY		26-29-0		.47273 175		5-5-0		165		75		177		.48625 176		8		8	
DIV. I NON-CONF.		14-17-0		.45161 182		1-0-0		188		89		214		.46994 214		8		8	
TOTALS		RPI 1-25		RPI 26-50		W-L RECORDS		RPI 51-100		RPI 101-150		RPI 150+							
26-29-0		4-5-0		0-0-0		OVERALL		2-6-0		11-9-0		9-9-0							
17-15-0		1-2-0		0-0-0		HOME		2-4-0		9-4-0		5-5-0							
9-14-0		3-3-0		0-0-0		AWAY		0-2-0		2-5-0		4-4-0							
0-0-0		0-0-0		0-0-0		NEUTRAL		0-0-0		0-0-0		0-0-0							
14-17-0		2-1-0		0-0-0		NON-CONFERENCE		2-6-0		4-4-0		6-6-0							
10-10-0		0-0-0		0-0-0		HOME		2-4-0		3-1-0		5-5-0							
4-7-0		2-1-0		0-0-		AWAY		0-2-0		1-3-0		1-1-0							
0-0-0		0-0-0		0-0-0		NEUTRAL		0-0-0		0-0-0		0-0-0							
12-12-0		2-4-0		0-0-0		CONFERENCE		0-0-0		7-5-0		3-3-0							
7-5-0		1-2-0		0-0-0		HOME		0-0-0		6-3-0		0-0-0							
5-7-0		1-2-0		0-0-0		AWAY		0-0-0		1-2-0		3-3-0							
0-0-0		0-0-0		0-0-0		NEUTRAL		0-0-0		0-0-0		0-0-0							
RPI	S	Opponent	Score		RPI	S	Opponent	Score		RPI	S	Opponent	Score						
14	A	Long Beach St.	0	4						65	A	UCLA	2	7					
14	A	Long Beach St.	8	5						65	H	UCLA	6	5					
14	A	Long Beach St.	2	6						67	A	Loyola Marymount	1	6					
18	A	Vanderbilt	3	11						67	H	Loyola Marymount	10	18					
18	A	Vanderbilt	4	1						70	H	Saint Mary's (CA)	1	2					
18	A	Vanderbilt	6	4						70	H	Saint Mary's (CA)	0	10					
25	H	Cal St. Fullerton	2	3						70	H	Saint Mary's (CA)	5	4					
25	H	Cal St. Fullerton	8	4						70	H	Saint Mary's (CA)	3	4					
25	H	Cal St. Fullerton	7	16															

Non-Div. I Games:

CSUN

RPI	S	Opponent	Score	
174	A	UC Davis	4	2
195	A	Pepperdine	13	7
195	H	Pepperdine	4	16
199	H	Holy Cross	10	5
246	H	Towson	11	5
246	H	Towson	2	7
246	H	Towson	5	6
246	H	Towson	1	4
275	H	Portland	3	4
275	H	Portland	6	0
275	H	Portland	3	0

CSUN

C
S
U
N

C
S
U
N

Average RPI Win:		186	WON-LOST RECORD		WINNING PCT. RANK		LAST 10 GAMES		STRENGTH OF SCHEDULE		OPP. STRENGTH OF SCHEDULE		TEAM RPI		ADJ RPI		CONF. RPI		ADJ CONF. RPI	
DIV. I ONLY			27-29-0		.48214 168		5-5-0		178		176		175		.48591 177		18		18	
DIV. I NON-CONF.			10-12-0		.45455 179		0-1-0		245		138		209		.47018 212		19		19	
TOTALS		RPI 1-25		RPI 26-50		W-L RECORDS		RPI 51-100		RPI 101-150		RPI 150+								
27-29-0		0-4-0		1-1-0		OVERALL		1-3-0		5-7-0		20-14-0								
12-11-0		0-0-0		0-0-0		HOME		0-0-0		3-3-0		9-8-0								
10-16-0		0-4-0		1-1-0		AWAY		0-3-0		1-3-0		8-5-0								
5-2-0		0-0-0		0-0-0		NEUTRAL		1-0-0		1-1-0		3-1-0								
10-12-0		0-4-0		1-1-0		NON-CONFERENCE		1-0-0		0-1-0		8-6-0								
3-5-0		0-0-0		0-0-0		HOME		0-0-0		0-0-0		3-5-0								
4-7-0		0-4-0		1-0-		AWAY		0-0-0		0-1-0		3-1-0								
3-0-0		0-0-0		0-0-0		NEUTRAL		1-0-0		0-0-0		2-0-0								
17-17-0		0-0-0		0-0-0		CONFERENCE		0-3-0		5-6-0		12-8-0								
9-6-0		0-0-0		0-0-0		HOME		0-0-0		3-3-0		6-3-0								
6-9-0		0-0-0		0-0-0		AWAY		0-3-0		1-2-0		5-4-0								
2-2-0		0-0-0		0-0-0		NEUTRAL		0-0-0		1-1-0		1-1-0								
RPI S	Opponent		Score		RPI S	Opponent		Score		RPI S	Opponent		Score		RPI S	Opponent		Score		
4 A	TCU		2	9	30 A	Southeastern La.		3	1	55 N	Louisiana		2	0	103 A	Morehead St.		12	11	
4 A	TCU		2	13	49 A	Missouri		0	11	88 A	Tennessee Tech		4	6	103 A	Morehead St.		7	19	
4 A	TCU		6	15						88 A	Tennessee Tech		10	14	103 A	Morehead St.		11	15	
9 A	Kentucky		7	9						88 A	Tennessee Tech		2	4	103 N	Morehead St.		6	12	
															111 H	Jacksonville St.		5	7	
															111 H	Jacksonville St.		3	4	
															111 H	Jacksonville St.		6	4	
															119 A	Memphis		10	11	
															136 H	Southeast Mo. St.		3	4	
															136 H	Southeast Mo. St.		11	1	
															136 H	Southeast Mo. St.		9	7	
															136 N	Southeast Mo. St.		8	5	
															160 A	Belmont		4	14	
															160 A	Belmont		6	4	
															160 A	Belmont		16	4	
															160 N	Belmont		4	5	
															160 N	Belmont		9	3	
															170 H	Austin Peay		17	12	
															170 H	Austin Peay		8	6	
															170 H	Austin Peay		5	8	
															198 A	Eastern Ill.		10	8	
															198 A	Eastern Ill.		5	7	
															198 A	Eastern Ill.		11	10	
															200 A	Southern Ill.		13	10	
															200 H	Southern Ill.		13	12	
															221 H	UT Martin		8	5	
															221 H	UT Martin		14	4	
LAST 10 GAMES				LAST 10 GAMES				LAST 10 GAMES				LAST 10 GAMES								
160 N	Belmont		4	5	221 H	UT Martin		14	4	160 N	Belmont		9	3	221 H	UT Martin		12	11	
136 N	Southeast Mo. St.		8	5	221 H	UT Martin		3	9	103 A	Morehead St.		12	11	103 A	Morehead St.		7	19	
103 N	Morehead St.		6	12	119 A	Memphis		10	11	103 A	Morehead St.		12	11	103 A	Morehead St.		7	19	
160 N	Belmont		9	3	103 A	Morehead St.		12	11	103 A	Morehead St.		7	19	103 A	Morehead St.		7	19	
221 H	UT Martin		8	5	103 A	Morehead St.		7	19	103 A	Morehead St.		7	19	103 A	Morehead St.		7	19	
Non-Div. I Games:		Lindenwood (IL)		6	7	Harris-Stowe		9	1	Kentucky St.		22	0	Murray St.						

Non-Div. I Games:

Lindenwood (IL)

6

7

Harris-Stowe

9

1

Kentucky St.

22

0

Murray St.

RPI	S	Opponent	Score	
221	H	UT Martin	3	9
227	H	Siena	11	3
227	H	Siena	8	9
227	H	Siena	3	8
228	A	SIUE	5	6
228	A	SIUE	18	9
228	A	SIUE	1	8
230	H	Buffalo	12	4
230	H	Buffalo	10	12
230	H	Buffalo	4	11
242	H	Eastern Ky.	4	10
242	H	Eastern Ky.	17	11
242	H	Eastern Ky.	8	4
245	A	Western Ky.	9	10
245	H	Western Ky.	5	8
260	A	Evansville	5	4
260	N	Evansville	8	1
271	N	Hofstra	5	1
286	A	Alcorn	11	8

Murray St.

M
u
r
r
a
y
S
t
.

M
u
r
r
a
y
S
t
.

Average RPI Win:	198	WON-LOST	WINNING	LAST 10	STRENGTH OF	OPP. STRENGTH	TEAM	ADJ	CONF.	ADJ CONF.											
Average RPI Loss:	145	RECORD	PCT. RANK	GAMES	SCHEDULE	OF SCHEDULE	RPI	RPI	RPI	RPI											
DIV. I ONLY	32-29-0	.52459	130	8-2-0	211	199	178	.48573	178	25	25										
DIV. I NON-CONF.	16-17-0	.48485	155	1-2-0	169	79	171	.48916	170	26	26										
<hr/>																					
TOTALS	RPI 1-25	RPI 26-50		W-L RECORDS		RPI 51-100		RPI 101-150		RPI 150+											
32-29-0	0-1-0	0-0-0		OVERALL		3-8-0		6-8-0		23-12-0											
17-13-0	0-0-0	0-0-0		HOME		1-2-0		5-6-0		11-5-0											
11-15-0	0-1-0	0-0-0		AWAY		2-5-0		1-2-0		8-7-0											
4-1-0	0-0-0	0-0-0		NEUTRAL		0-1-0		0-0-0		4-0-0											
<hr/>																					
16-17-0	0-1-0	0-0-0		NON-CONFERENCE		3-8-0		4-4-0		9-4-0											
11-7-0	0-0-0	0-0-0		HOME		1-2-0		3-2-0		7-3-0											
5-9-0	0-1-0	0-0-		AWAY		2-5-0		1-2-0		2-1-0											
0-1-0	0-0-0	0-0-0		NEUTRAL		0-1-0		0-0-0		0-0-0											
<hr/>																					
16-12-0	0-0-0	0-0-0		CONFERENCE		0-0-0		2-4-0		14-8-0											
6-6-0	0-0-0	0-0-0		HOME		0-0-0		2-4-0		4-2-0											
6-6-0	0-0-0	0-0-0		AWAY		0-0-0		0-0-0		6-6-0											
4-0-0	0-0-0	0-0-0		NEUTRAL		0-0-0		0-0-0		4-0-0											
<hr/>																					
RPI	S	Opponent	Score		RPI	S	Opponent	Score		RPI	S	Opponent	Score								
13	A	Stanford	0	10					53	A	San Diego	9	8	107	A	Fresno St.	2	9			
								53	A	San Diego	3	5	107				H	Fresno St.	0	9	
								53	A	San Diego	3	6	123				H	Washington St.	3	4	
								56	N	BYU	1	6	123				H	Washington St.	10	2	
								72	H	Minnesota	3	2	123				H	Washington St.	6	4	
								72	H	Minnesota	2	9	125				H	New Mexico St.	4	8	
								72	H	Minnesota	2	5	125				H	New Mexico St.	2	5	
								83	A	Washington	2	3	125				H	New Mexico St.	2	1	
								83	A	Washington	5	8	133				H	Grand Canyon	2	8	
								83	A	Washington	7	1	133				H	Grand Canyon	7	1	
								83	A	Washington	0	4	133				H	Grand Canyon	1	2	
												137				A	San Francisco	6	14		
												137				H	San Francisco	9	5		
												146				A	Wichita St.	3	2		
												167				H	CSU Bakersfield	3	4		
												167				H	CSU Bakersfield	3	8		
												167				H	CSU Bakersfield	11	1		
												167				N	CSU Bakersfield	10	6		
												167				N	CSU Bakersfield	5	0		
												174				A	UC Davis	6	7		
												174				H	UC Davis	1	0		
												201				H	Penn St.	1	6		
												201				H	Penn St.	2	4		
												201				H	Penn St.	11	3		
												206				A	Nevada	7	5		
												206				H	Nevada	5	6		
												218				H	Northern Ky.	2	0		
<hr/>																					
				LAST 10 GAMES																	
				56 N BYU				1	6	277 N Seattle U				11	1	201 H Penn St.				1	6
				13 A Stanford				0	10	251 H UTRGV				8	6	201 H Penn St.				11	3
				167 N CSU Bakersfield				5	0	251 H UTRGV				13	6	206 A Nevada				7	5
				233 N Northern Colo.				10	1	251 H UTRGV				6	4	206 H Nevada				5	6
				167 N CSU Bakersfield				10	6	53 A San Diego				9	8	218 H Northern Ky.				2	0

Non-Div. I Games:

Sacramento St.

RPI	S	Opponent	Score	
218	H	Northern Ky.	10	0
218	H	Northern Ky.	12	11
218	H	Northern Ky.	6	5
233	A	Northern Colo.	5	9
233	A	Northern Colo.	7	8
233	A	Northern Colo.	5	7
233	N	Northern Colo.	10	1
244	A	Pacific	5	2
244	H	Pacific	9	1
251	H	UTRGV	8	6
251	H	UTRGV	13	6
251	H	UTRGV	6	4
264	A	Utah Valley	9	1
264	A	Utah Valley	6	7
264	A	Utah Valley	12	4
277	A	Seattle U	3	2
277	A	Seattle U	9	0
277	A	Seattle U	4	7
277	N	Seattle U	11	1
284	A	Chicago St.	2	6
284	A	Chicago St.	10	3
284	A	Chicago St.	7	0

Sacramento St.

S
a
c
r
a
m
e
n
t
o
s
t
.

S
a
c
r
a
m
e
n
t
o
s
t
.

Average RPI Win:	193	WON-LOST RECORD	WINNING PCT. RANK	LAST 10 GAMES	STRENGTH OF SCHEDULE	OPP. STRENGTH OF SCHEDULE	TEAM RPI	ADJ RPI	CONF. RPI	ADJ CONF. RPI		
DIV. I ONLY		26-26-0	.5	152	5-5-0	210	184	179	.4857	179	15	15
DIV. I NON-CONF.		13-14-0	.48148	159	0-0-0	195	224	180	.48668	179	15	15
<hr/>												
TOTALS	RPI 1-25	RPI 26-50		W-L RECORDS		RPI 51-100		RPI 101-150		RPI 150+		
26-26-0	0-1-0	0-5-0		OVERALL		2-1-0		3-4-0		21-15-0		
17-5-0	0-0-0	0-1-0		HOME		2-0-0		0-0-0		15-4-0		
8-17-0	0-0-0	0-4-0		AWAY		0-0-0		3-4-0		5-9-0		
1-4-0	0-1-0	0-0-0		NEUTRAL		0-1-0		0-0-0		1-2-0		
<hr/>												
13-14-0	0-1-0	0-5-0		NON-CONFERENCE		0-1-0		3-4-0		10-3-0		
8-3-0	0-0-0	0-1-0		HOME		0-0-0		0-0-0		8-2-0		
5-9-0	0-0-0	0-0-		AWAY		0-0-0		3-4-0		2-1-0		
0-2-0	0-1-0	0-0-0		NEUTRAL		0-1-0		0-0-0		0-0-0		
<hr/>												
13-12-0	0-0-0	0-0-0		CONFERENCE		2-0-0		0-0-0		11-12-0		
9-2-0	0-0-0	0-0-0		HOME		2-0-0		0-0-0		7-2-0		
3-8-0	0-0-0	0-0-0		AWAY		0-0-0		0-0-0		3-8-0		
1-2-0	0-0-0	0-0-0		NEUTRAL		0-0-0		0-0-0		1-2-0		
<hr/>												
RPI S	Opponent	Score	RPI S	Opponent	Score	RPI S	Opponent	Score	RPI S	Opponent	Score	
22 N	Missouri St.	0 7	26 A	UCF	4 8	62 H	Binghamton	17 9	112 A	Marist	9 2	
			26 A	UCF	2 3	62 H	Binghamton	4 1	135 A	Presbyterian	1 2	
			26 A	UCF	3 7	68 N	Rhode Island	3 6	135 A	Presbyterian	6 7	
			36 H	Yale	3 13				135 A	Presbyterian	8 3	
			45 A	McNeese	2 18				140 A	UC Santa Barbara	5 8	
									140 A	UC Santa Barbara	4 12	
									140 A	UC Santa Barbara	7 0	
									159 A	UMBC	12 5	
									159 A	UMBC	1 2	
									159 A	UMBC	7 1	
									159 N	UMBC	2 3	
									169 H	Fairfield	1 2	
									169 H	Fairfield	0 1	
									171 A	Albany (NY)	2 4	
									171 A	Albany (NY)	2 3	
									171 H	Albany (NY)	3 8	
									171 H	Albany (NY)	7 1	
									171 H	Albany (NY)	8 3	
									182 A	UMass Lowell	0 4	
									182 A	UMass Lowell	5 7	
									182 A	UMass Lowell	4 1	
									184 A	Hartford	4 5	
									184 A	Hartford	3 7	
									184 A	Hartford	5 6	
									184 H	Hartford	14 0	
									184 H	Hartford	7 8	
									184 H	Hartford	10 5	
<hr/>												
			LAST 10 GAMES									
			193 N	Maine	0 3	159 A	UMBC	12 5	184 A	Hartford	3 7	
			159 N	UMBC	2 3	62 H	Binghamton	4 1	184 A	Hartford	5 6	
			184 N	Hartford	4 3	62 H	Binghamton	17 9	184 H	Hartford	14 0	
			159 A	UMBC	1 2	171 A	Albany (NY)	2 4	184 H	Hartford	7 8	
			159 A	UMBC	7 1	171 A	Albany (NY)	2 3	184 H	Hartford	10 5	

Non-Div. I Games:

Stony Brook

RPI	S	Opponent	Score	
184	N	Hartford	4	3
193	H	Maine	6	3
193	H	Maine	4	3
193	H	Maine	12	6
193	N	Maine	0	3
195	A	Pepperdine	3	4
232	A	Sacred Heart	11	5
232	H	Sacred Heart	9	3
232	H	Sacred Heart	11	5
232	H	Sacred Heart	6	5
237	H	Iona	13	2
256	H	LIU Brooklyn	1	0
256	H	LIU Brooklyn	15	11
266	H	Manhattan	11	10
294	A	NYIT	11	8
294	H	NYIT	7	2

Stony Brook

S
t
o
n
y
B
r
o
o
k

S
t
o
n
y
B
r
o
o
k

Average RPI Win: 183		WON-LOST	WINNING	LAST 10	STRENGTH OF		OPP. STRENGTH	TEAM	ADJ		CONF.	ADJ CONF.		
Average RPI Loss: 107		RECORD	PCT. RANK	GAMES	SCHEDULE		OF SCHEDULE	RPI	RPI		RPI	RPI		
DIV. I ONLY		28-27-0	.50909	145	6-4-0		207	122	180	.48526	180	9	9	
DIV. I NON-CONF.		13-10-0	.56522	104	1-0-0		271	177	215	.46968	215	10	10	
TOTALS		RPI 1-25	RPI 26-50		W-L RECORDS		RPI 51-100		RPI 101-150		RPI 150+			
28-27-0		0-1-0	3-5-0		OVERALL		3-9-0		3-5-0		19-7-0			
17-12-0		0-1-0	3-3-0		HOME		2-1-0		1-4-0		11-3-0			
9-14-0		0-0-0	0-1-0		AWAY		1-8-0		1-1-0		7-4-0			
2-1-0		0-0-0	0-1-0		NEUTRAL		0-0-0		1-0-0		1-0-0			
13-10-0		0-1-0	2-2-0		NON-CONFERENCE		2-1-0		2-2-0		7-4-0			
9-6-0		0-1-0	2-1-0		HOME		2-1-0		1-1-0		4-2-0			
4-4-0		0-0-0	0-0-		AWAY		0-0-0		1-1-0		3-2-0			
0-0-0		0-0-0	0-0-0		NEUTRAL		0-0-0		0-0-0		0-0-0			
15-17-0		0-0-0	1-3-0		CONFERENCE		1-8-0		1-3-0		12-3-0			
8-6-0		0-0-0	1-2-0		HOME		0-0-0		0-3-0		7-1-0			
5-10-0		0-0-0	0-0-0		AWAY		1-8-0		0-0-0		4-2-0			
2-1-0		0-0-0	0-1-0		NEUTRAL		0-0-0		1-0-0		1-0-0			
RPI	S	Opponent	Score		RPI	S	Opponent	Score		RPI	S	Opponent	Score	
22	H	Missouri St.	0	13	32	H	South Ala.	12	10	55	A	Louisiana	2	13
					32	H	South Ala.	5	15	55	A	Louisiana	2	3
					32	H	South Ala.	2	12	55	A	Louisiana	0	8
					32	N	South Ala.	2	4	60	A	Coastal Caro.	6	11
					37	A	Ole Miss	4	16	60	A	Coastal Caro.	0	5
					37	H	Ole Miss	5	0	60	A	Coastal Caro.	1	6
					47	H	Louisiana Tech	6	5	87	A	Ga. Southern	4	7
					47	H	Louisiana Tech	3	19	87	A	Ga. Southern	1	0
										87	A	Ga. Southern	1	6
										95	H	Cincinnati	4	11
										95	H	Cincinnati	5	1
										95	H	Cincinnati	5	4
										</				

Non-Div. I Games:

Arkansas St.

RPI	S	Opponent	Score	
255	H	La.-Monroe	12	6
255	H	La.-Monroe	3	5
293	H	Mississippi Val.	9	10
294	H	NYIT	6	0
294	H	NYIT	11	5
294	H	NYIT	5	2
294	H	NYIT	13	5

Arkansas St.

A
r
k
a
n
s
a
s
S
t
.

A
r
k
a
n
s
a
s
S
t
.

Average RPI Win: 159		WON-LOST	WINNING	LAST 10	STRENGTH OF		OPP. STRENGTH	TEAM	ADJ		CONF.	ADJ CONF.			
Average RPI Loss: 127		RECORD	PCT. RANK	GAMES	SCHEDULE		OF SCHEDULE	RPI	RPI		RPI	RPI			
DIV. I ONLY		27-30-0	.47368	173	8-2-0		206	103	181	.48452	181	7	7		
DIV. I NON-CONF.		11-17-0	.39286	221	0-0-0		282	202	264	.43	264	7	7		
TOTALS		RPI 1-25	RPI 26-50		W-L RECORDS		RPI 51-100		RPI 101-150		RPI 150+				
27-30-0		0-0-0	4-5-0		OVERALL		4-7-0		6-8-0		13-10-0				
12-12-0		0-0-0	0-3-0		HOME		3-5-0		3-0-0		6-4-0				
12-16-0		0-0-0	2-1-0		AWAY		0-1-0		3-8-0		7-6-0				
3-2-0		0-0-0	2-1-0		NEUTRAL		1-1-0		0-0-0		0-0-0				
11-17-0		0-0-0	0-0-0		NON-CONFERENCE		0-3-0		0-5-0		11-9-0				
6-6-0		0-0-0	0-0-0		HOME		0-2-0		0-0-0		6-4-0				
5-11-0		0-0-0	0-0-		AWAY		0-1-0		0-5-0		5-5-0				
0-0-0		0-0-0	0-0-0		NEUTRAL		0-0-0		0-0-0		0-0-0				
16-13-0		0-0-0	4-5-0		CONFERENCE		4-4-0		6-3-0		2-1-0				
6-6-0		0-0-0	0-3-0		HOME		3-3-0		3-0-0		0-0-0				
7-5-0		0-0-0	2-1-0		AWAY		0-0-0		3-3-0		2-1-0				
3-2-0		0-0-0	2-1-0		NEUTRAL		1-1-0		0-0-0		0-0-0				
RPI	S	Opponent	Score	RPI	S	Opponent	Score	RPI	S	Opponent	Score	RPI	S	Opponent	Score
				34	H	Indiana	5 6	72	N	Minnesota	11 7	106	A	Arizona St.	1 3
				34	H	Indiana	9 10	78	H	Michigan St.	1 8	106	A	Arizona St.	3 4
				34	H	Indiana	9 13	78	H	Michigan St.	5 13	106	A	Arizona St.	2 6
				40	N	Michigan	6 4	78	H	Michigan St.	3 2	117	A	Middle Tenn.	4 11
				44	A	Maryland	6 5	80	H	Iowa	7 5	121	A	Notre Dame	2 3
				44	A	Maryland	1 7	80	H	Iowa	2 14	123	A	Purdue	8 7
				44	A	Maryland	11 3	80	H	Iowa	6 5	123	A	Purdue	1 2
				44	N	Maryland	5 9	80	N	Iowa	4 13	123	A	Purdue	7 2
				44	N	Maryland	6 5	99	A	Ill.-Chicago	0 3	139	H	Rutgers	5 4
								99	H	Ill.-Chicago	1 7	139	H	Rutgers	4 0
								99	H	Ill.-Chicago	2 9	139	H	Rutgers	14 0
												142	A	Illinois	8 10
												142	A	Illinois	3 4
												142	A	Illinois	11 4
												158	H	Central Mich.	1 5
												158	H	Central Mich.	5 1
												158	H	Central Mich.	3 5
												158	H	Central Mich.	5 7
												160	A	Belmont	1 6
												201	A	Penn St.	7 4
												201	A	Penn St.	12 5
												201	A	Penn St.	1 2
												202	H	Air Force	3 2
												202	H	Air Force	3 11
												202	H	Air Force	7 6
												208	A	Bradley	6 2
												216	A	Lipscomb	6 10
				LAST 10 GAMES											
				80	N	Iowa	4 13	139	H	Rutgers	4 0	202	H	Air Force	3 2
				44	N	Maryland	6 5	139	H	Rutgers	5 4	202	H	Air Force	3 11
				44	N	Maryland	5 9	139	H	Rutgers	14 0	202	H	Air Force	7 6
				72	N	Minnesota	11 7	44	A	Maryland	6 5	208	A	Bradley	6 2
				40	N	Michigan	6 4	44	A	Maryland	11 3	216	A	Lipscomb	6 10

Non-Div. I Games:

Northwestern

RPI	S	Opponent	Score	
223	H	Western Mich.	11	4
253	H	Milwaukee	6	4
261	A	Santa Clara	15	9
261	A	Santa Clara	1	8
261	A	Santa Clara	2	3
261	A	Santa Clara	7	1
275	A	Portland	9	5
275	A	Portland	2	5
275	A	Portland	6	4
284	H	Chicago St.	2	0

Northwestern

N
o
r
t
h
w
e
s
t
e
r
n

N
o
r
t
h
w
e
s
t
e
r
n

Average RPI Win: 183		WON-LOST	WINNING	LAST 10	STRENGTH OF		OPP. STRENGTH	TEAM	ADJ		CONF.	ADJ CONF.			
Average RPI Loss: 124		RECORD	PCT. RANK	GAMES	SCHEDULE		OF SCHEDULE	RPI	RPI		RPI	RPI			
DIV. I ONLY		22-26-0	.45833	184	1-9-0		160	178	182	.48373	182	15	15		
DIV. I NON-CONF.		12-13-0	.48	161	0-2-0		175	198	163	.49302	163	15	15		
TOTALS		RPI 1-25	RPI 26-50		W-L RECORDS		RPI 51-100		RPI 101-150		RPI 150+				
22-26-0	0-0-0	1-6-0		OVERALL		1-6-0		4-2-0		16-12-0					
9-7-0	0-0-0	0-0-0		HOME		0-1-0		0-0-0		9-6-0					
5-12-0	0-0-0	0-2-0		AWAY		0-4-0		3-1-0		2-5-0					
8-7-0	0-0-0	1-4-0		NEUTRAL		1-1-0		1-1-0		5-1-0					
12-13-0	0-0-0	1-6-0		NON-CONFERENCE		0-2-0		4-2-0		7-3-0					
1-3-0	0-0-0	0-0-0		HOME		0-1-0		0-0-0		1-2-0					
4-4-0	0-0-0	0-0-		AWAY		0-1-0		3-1-0		1-0-0					
7-6-0	0-0-0	1-4-0		NEUTRAL		0-0-0		1-1-0		5-1-0					
10-13-0	0-0-0	0-0-0		CONFERENCE		1-4-0		0-0-0		9-9-0					
8-4-0	0-0-0	0-0-0		HOME		0-0-0		0-0-0		8-4-0					
1-8-0	0-0-0	0-0-0		AWAY		0-3-0		0-0-0		1-5-0					
1-1-0	0-0-0	0-0-0		NEUTRAL		1-1-0		0-0-0		0-0-0					
RPI	S	Opponent	Score	RPI	S	Opponent	Score	RPI	S	Opponent	Score				
				27	A	North Carolina St.	0 8	62	A	Binghamton	5 6				
				36	A	Yale	3 4	62	A	Binghamton	2 5				
				42	N	UConn	1 7	62	A	Binghamton	2 6				
				42	N	UConn	3 7	62	N	Binghamton	0 1				
				42	N	UConn	3 5	62	N	Binghamton	5 2				
				42	N	UConn	11 8	84	H	Boston College	1 6				
				46	N	St. John's (NY)	3 6	94	A	Davidson	5 8				
										112	N	Marist	5 6		
										116	A	Dartmouth	9 5		
										120	A	William & Mary	13 6		
										121	N	Notre Dame	8 0		
										127	A	Delaware	6 5		
										145	A	Central Conn. St.	0 5		
										159	A	UMBC	2 5		
										159	A	UMBC	2 5		
										159	A	UMBC	6 2		
										171	H	Albany (NY)	18 0		
										171	H	Albany (NY)	2 4		
										171	H	Albany (NY)	4 0		
										179	H	Stony Brook	1 4		
										179	H	Stony Brook	7 5		
										179	H	Stony Brook	4 0		
										184	H	Hartford	20 1		
										184	H	Hartford	3 2		
										184	H	Hartford	1 5		
										189	H	Harvard	3 4		
										193	A	Maine	4 5		
										193	A	Maine	4 8		
										193	A	Maine	5 7		
				193	A	Maine	4 8	62	A	Binghamton	5 6	193	H	Maine	3 0
				193	A	Maine	4 5	62	A	Binghamton	2 6	193	H	Maine	4 3
				193	A	Maine	5 7	84	H	Boston College	1 6	193	H	Maine	5 8
				36	A	Yale	3 4	184	H	Hartford	3 2	219	H	Brown	3 0
				62	A	Binghamton	2 5	184	H	Hartford	1 5	219	H	Brown	7 8
LAST 10 GAMES															

Non-Div. I Games:

UMass Lowell

RPI	S	Opponent	Score	
246	N	Towson	10	8
254	A	Massachusetts	6	0
266	N	Manhattan	10	1
266	N	Manhattan	5	2
270	N	Dayton	8	13
282	N	Lehigh	3	2
288	N	Fairleigh Dickinson	12	9

UMass Lowell

U
M
a
s
s
L
o
w
e
l
l

U
M
a
s
s
L
o
w
e
l
l

Average RPI Win: 177		WON-LOST	WINNING	LAST 10	STRENGTH OF		OPP. STRENGTH	TEAM	ADJ		CONF.	ADJ CONF.
Average RPI Loss: 104		RECORD	PCT. RANK	GAMES	SCHEDULE		OF SCHEDULE	RPI	RPI		RPI	RPI
DIV. I ONLY		19-36-0	.34545	253	1-9-0		81	113	183		.48367	183
DIV. I NON-CONF.		11-14-0	.44	190	0-1-0		107	85	117		.5128	117
TOTALS		RPI 1-25	RPI 26-50		W-L RECORDS		RPI 51-100		RPI 101-150		RPI 150+	
19-36-0		0-2-0	0-8-0		OVERALL		2-9-0		2-6-0		15-11-0	
6-13-0		0-1-0	0-3-0		HOME		0-0-0		0-3-0		6-6-0	
10-19-0		0-0-0	0-4-0		AWAY		2-9-0		1-3-0		7-3-0	
3-4-0		0-1-0	0-1-0		NEUTRAL		0-0-0		1-0-0		2-2-0	
11-14-0		0-2-0	0-5-0		NON-CONFERENCE		0-2-0		1-1-0		10-4-0	
3-1-0		0-1-0	0-0-0		HOME		0-0-0		0-0-0		3-0-0	
5-9-0		0-0-0	0-0-		AWAY		0-2-0		0-1-0		5-2-0	
3-4-0		0-1-0	0-1-0		NEUTRAL		0-0-0		1-0-0		2-2-0	
8-22-0		0-0-0	0-3-0		CONFERENCE		2-7-0		1-5-0		5-7-0	
3-12-0		0-0-0	0-3-0		HOME		0-0-0		0-3-0		3-6-0	
5-10-0		0-0-0	0-0-0		AWAY		2-7-0		1-2-0		2-1-0	
0-0-0		0-0-0	0-0-0		NEUTRAL		0-0-0		0-0-0		0-0-0	
RPI S	Opponent	Score	RPI S	Opponent	Score	RPI S	Opponent	Score	RPI S	Opponent	Score	
10 H	Wake Forest	4 5	31 A	South Carolina	4 8	55 A	Louisiana	0 3	101 H	UT Arlington	5 6	
10 N	Wake Forest	3 10	32 H	South Ala.	6 8	55 A	Louisiana	12 4	101 H	UT Arlington	2 5	
			32 H	South Ala.	5 24	55 A	Louisiana	3 4	101 H	UT Arlington	1 18	
			32 H	South Ala.	6 11	60 A	Coastal Caro.	0 5	105 N	Western Caro.	7 3	
			46 N	St. John's (NY)	3 7	60 A	Coastal Caro.	2 4	108 A	Troy	1 9	
			49 A	Missouri	2 3	60 A	Coastal Caro.	2 6	108 A	Troy	12 2	
			49 A	Missouri	0 4	81 A	East Carolina	0 4	108 A	Troy	3 11	
			49 A	Missouri	1 7	87 A	Ga. Southern	4 6	138 A	UNCW	5 6	
						87 A	Ga. Southern	7 3	155 A	Radford	7 5	
						87 A	Ga. Southern	2 6	155 H	Radford	13 9	
						94 A	Davidson	6 12	171 A	ETSU	4 5	
									171 H	ETSU	8 7	
									173 H	Texas St.	3 6	
									173 H	Texas St.	4 7	
									173 H	Texas St.	0 2	
									180 H	Arkansas St.	7 6	
									180 H	Arkansas St.	3 5	
									180 H	Arkansas St.	1 4	
									186 A	Gardner-Webb	5 4	
									186 A	Gardner-Webb	4 2	
									186 A	Gardner-Webb	5 1	
									192 N	George Mason	1 3	
									197 A	UNC Asheville	3 5	
									197 H	UNC Asheville	4 3	
									214 H	Georgia St.	6 1	
									214 H	Georgia St.	13 1	
									214 H	Georgia St.	6 8	
LAST 10 GAMES												
60 A	Coastal Caro.	2 6	32 H	South Ala.	6 8							
60 A	Coastal Caro.	2 4	32 H	South Ala.	5 24							
60 A	Coastal Caro.	0 5	108 A	Troy	3 11							
10 N	Wake Forest	3 10	108 A	Troy	12 2							
32 H	South Ala.	6 11	108 A	Troy	1 9							

Non-Div. I Games:

Appalachian St.

RPI	S	Opponent	Score	
214	N	VMI	3	1
214	N	VMI	5	11
224	A	Little Rock	3	2
224	A	Little Rock	7	6
224	A	Little Rock	2	6
252	A	N.C. Central	7	5
252	N	N.C. Central	9	5

Appalachian St.

A
P
P
a
l
a
c
h
i
a
n
S
t
.

A
P
P
a
l
a
c
h
i
a
n
S
t
.

Average RPI Win: 185		WON-LOST	WINNING	LAST 10	STRENGTH OF		OPP. STRENGTH	TEAM	ADJ	CONF.	ADJ CONF.
Average RPI Loss: 131		RECORD	PCT. RANK	GAMES	SCHEDULE		OF SCHEDULE	RPI	RPI	RPI	RPI
DIV. I ONLY		20-30-0	.4	231	2-8-0		101	217	184	.48335	184
DIV. I NON-CONF.		12-15-0	.44444	185	1-1-0		61	253	134	.50607	134
TOTALS		RPI 1-25	RPI 26-50		W-L RECORDS		RPI 51-100		RPI 101-150		RPI 150+
20-30-0		0-0-0	1-4-0		OVERALL		0-8-0		1-2-0		18-16-0
11-8-0		0-0-0	0-1-0		HOME		0-1-0		1-1-0		10-5-0
7-19-0		0-0-0	1-3-0		AWAY		0-7-0		0-1-0		6-8-0
2-3-0		0-0-0	0-0-0		NEUTRAL		0-0-0		0-0-0		2-3-0
12-15-0		0-0-0	1-4-0		NON-CONFERENCE		0-5-0		1-2-0		10-4-0
6-4-0		0-0-0	0-1-0		HOME		0-1-0		1-1-0		5-1-0
4-10-0		0-0-0	1-0-		AWAY		0-4-0		0-1-0		3-2-0
2-1-0		0-0-0	0-0-0		NEUTRAL		0-0-0		0-0-0		2-1-0
8-15-0		0-0-0	0-0-0		CONFERENCE		0-3-0		0-0-0		8-12-0
5-4-0		0-0-0	0-0-0		HOME		0-0-0		0-0-0		5-4-0
3-9-0		0-0-0	0-0-0		AWAY		0-3-0		0-0-0		3-6-0
0-2-0		0-0-0	0-0-0		NEUTRAL		0-0-0		0-0-0		0-2-0
RPI S	Opponent	Score	RPI S	Opponent	Score	RPI S	Opponent	Score	RPI S	Opponent	Score
			28 A	Arizona	5 21	62 A	Binghamton	1 10	112 H	Marist	18 16
			28 A	Arizona	3 25	62 A	Binghamton	1 4	145 A	Central Conn. St.	4 6
			28 A	Arizona	13 17	62 A	Binghamton	0 1	145 H	Central Conn. St.	10 11
			36 H	Yale	11 13	68 H	Rhode Island	13 14	151 N	Butler	5 2
			42 A	UConn	6 4	77 A	Mercer	3 4	159 H	UMBC	3 7
						77 A	Mercer	14 20	159 H	UMBC	12 13
						77 A	Mercer	6 15	159 H	UMBC	16 7
						94 A	Davidson	5 7	162 H	Bryant	8 7
									169 A	Fairfield	3 7
									169 A	Fairfield	4 3
									169 H	Fairfield	2 10
									171 H	Albany (NY)	3 6
									171 H	Albany (NY)	4 7
									171 H	Albany (NY)	4 3
									179 A	Stony Brook	8 7
									179 A	Stony Brook	5 10
									179 A	Stony Brook	0 14
									179 H	Stony Brook	7 3
									179 H	Stony Brook	5 4
									179 H	Stony Brook	6 5
									179 N	Stony Brook	3 4
									182 A	UMass Lowell	1 20
									182 A	UMass Lowell	5 1
									182 A	UMass Lowell	2 3
									193 A	Maine	10 6
									193 A	Maine	0 1
									193 A	Maine	2 3
LAST 10 GAMES			193 N	Maine	1 2	145 H	Central Conn. St.	10 11			
			179 N	Stony Brook	3 4	171 H	Albany (NY)	4 7			
			62 A	Binghamton	1 10	171 H	Albany (NY)	3 6			
			62 A	Binghamton	0 1	171 H	Albany (NY)	4 3			
			62 A	Binghamton	1 4	234 H	Army West Point	6 2			

Non-Div. I Games:

Hartford

Hartford

Average RPI Win:	201	WON-LOST	WINNING	LAST 10	STRENGTH OF	OPP. STRENGTH	TEAM	ADJ	CONF.	ADJ CONF.				
Average RPI Loss:	164	RECORD	PCT. RANK	GAMES	SCHEDULE	OF SCHEDULE	RPI	RPI	RPI	RPI				
DIV. I ONLY	30-28-0	.51724	136	7-3-0	214	248	185	.48277	185	23	23			
DIV. I NON-CONF.	13-17-0	.43333	197	0-2-0	235	243	233	.45947	232	20	20			
<hr/>														
TOTALS	RPI 1-25	RPI 26-50		W-L RECORDS		RPI 51-100		RPI 101-150		RPI 150+				
30-28-0	0-1-0	0-1-0		OVERALL		5-2-0		1-4-0		24-20-0				
9-12-0	0-0-0	0-0-0		HOME		2-1-0		0-2-0		7-9-0				
11-11-0	0-1-0	0-0-0		AWAY		1-1-0		0-2-0		10-7-0				
10-5-0	0-0-0	0-1-0		NEUTRAL		2-0-0		1-0-0		7-4-0				
13-17-0	0-1-0	0-1-0		NON-CONFERENCE		1-1-0		1-4-0		11-10-0				
3-6-0	0-0-0	0-0-0		HOME		0-0-0		0-2-0		3-4-0				
4-6-0	0-1-0	0-0-		AWAY		1-1-0		0-2-0		3-2-0				
6-5-0	0-0-0	0-1-0		NEUTRAL		0-0-0		1-0-0		5-4-0				
17-11-0	0-0-0	0-0-0		CONFERENCE		4-1-0		0-0-0		13-10-0				
6-6-0	0-0-0	0-0-0		HOME		2-1-0		0-0-0		4-5-0				
7-5-0	0-0-0	0-0-0		AWAY		0-0-0		0-0-0		7-5-0				
4-0-0	0-0-0	0-0-0		NEUTRAL		2-0-0		0-0-0		2-0-0				
<hr/>														
RPI	S	Opponent	Score		RPI	S	Opponent	Score		RPI	S	Opponent	Score	
9	A	Kentucky	4	6	34	N	Indiana	2	11	92	H	Kent St.	8	5
										103	H	Morehead St.	1	3
										92	H	Kent St.	7	6
										134	A	Marshall	9	12
										134	H	Marshall	2	5
										134	N	Marshall	11	10
										151	H	Butler	6	7
										151	H	Butler	4	5
										151	H	Butler	3	4
										151	N	Butler	4	0
										151	N	Butler	4	15
										154	A	Ohio St.	0	3
										158	H	Central Mich.	2	6
										158	H	Central Mich.	2	4
										158	H	Central Mich.	8	10
										163	A	Ball St.	10	0
										163	A	Ball St.	7	4
										163	A	Ball St.	6	4
										163	N	Ball St.	4	3
										191	A	Eastern Mich.	11	12
										191	A	Eastern Mich.	9	12
										191	A	Eastern Mich.	2	8
										191	N	Eastern Mich.	7	4
										205	N	Alabama St.	6	12
										223	A	Western Mich.	17	13
										223	A	Western Mich.	0	9
										223	A	Western Mich.	2	3
										227	H	Siena	6	4
<hr/>														
LAST 10 GAMES														
										163	N	Ball St.	4	3
										92	H	Kent St.	2	5
										92	H	Kent St.	8	5
										92	H	Kent St.	7	6
										230	A	Buffalo	3	0

Non-Div. I Games: Shawnee St. 9 1

Ohio

RPI	S	Opponent	Score	
227	H	Siena	2	4
227	H	Siena	7	4
228	N	SIUE	2	1
228	N	SIUE	6	4
228	N	SIUE	1	2
228	N	SIUE	4	7
230	A	Buffalo	3	0
230	A	Buffalo	12	1
230	A	Buffalo	5	3
231	H	Miami (OH)	3	2
231	H	Miami (OH)	1	3
231	H	Miami (OH)	9	5
245	A	Western Ky.	4	5
245	A	Western Ky.	3	0
245	A	Western Ky.	3	0
270	H	Dayton	5	2
274	H	Bowling Green	4	5
274	H	Bowling Green	9	4
274	H	Bowling Green	9	1
278	A	Youngstown St.	6	5
281	N	La Salle	10	2
281	N	La Salle	14	5

Average RPI Win: 177		WON-LOST RECORD		WINNING PCT. RANK		LAST 10 GAMES		STRENGTH OF SCHEDULE		OPP. STRENGTH OF SCHEDULE		TEAM RPI		ADJ RPI		CONF. RPI		ADJ CONF. RPI		
DIV. I ONLY		25-30-0		.45455 187		3-7-0		134		187		186		.48245 186		19		19		
DIV. I NON-CONF.		13-15-0		.46429 170		0-2-0		102		193		175		.4878 174		18		18		
TOTALS		RPI 1-25		RPI 26-50		W-L RECORDS		RPI 51-100		RPI 101-150		RPI 150+								
25-30-0		0-3-0		0-0-0		OVERALL		3-7-0		7-8-0		15-12-0								
17-13-0		0-0-0		0-0-0		HOME		2-3-0		4-2-0		11-8-0								
7-15-0		0-3-0		0-0-0		AWAY		0-4-0		3-5-0		4-3-0								
1-2-0		0-0-0		0-0-0		NEUTRAL		1-0-0		0-1-0		0-1-0								
13-15-0		0-3-0		0-0-0		NON-CONFERENCE		1-2-0		5-3-0		7-7-0								
10-8-0		0-0-0		0-0-0		HOME		1-1-0		4-2-0		5-5-0								
3-7-0		0-3-0		0-0-		AWAY		0-1-0		1-1-0		2-2-0								
0-0-0		0-0-0		0-0-0		NEUTRAL		0-0-0		0-0-0		0-0-0								
12-15-0		0-0-0		0-0-0		CONFERENCE		2-5-0		2-5-0		8-5-0								
7-5-0		0-0-0		0-0-0		HOME		1-2-0		0-0-0		6-3-0								
4-8-0		0-0-0		0-0-0		AWAY		0-3-0		2-4-0		2-1-0								
1-2-0		0-0-0		0-0-0		NEUTRAL		1-0-0		0-1-0		0-1-0								
RPI	S	Opponent		Score		RPI	S	Opponent		Score		RPI	S	Opponent		Score				
5	A	North Carolina		1	11					79	H	Liberty	10	8	105	A	Western Caro.	15	13	
20	A	West Virginia		3	4					79	H	Liberty	4	17	105	H	Western Caro.	7	5	
20	A	West Virginia		5	15					79	H	Liberty	8	10	115	A	Furman	10	27	
										79	N	Liberty	16	7	115	H	Furman	5	0	
										90	A	Winthrop	1	3	130	A	High Point	4	6	
										90	A	Winthrop	1	3	130	A	High Point	7	2	
										90	A	Winthrop	6	7	130	A	High Point	7	12	
										94	A	Davidson	2	11	135	A	Presbyterian	10	4	
										100	H	Wright St.	6	8	135	A	Presbyterian	1	2	
										100	H	Wright St.	9	8	135	A	Presbyterian	1	2	
															135	N	Presbyterian	6	7	
															148	H	Canisius	5	0	
															148	H	Canisius	6	5	
															148	H	Canisius	7	10	
															148	H	Canisius	5	9	
															159	H	UMBC	0	6	
															159	H	UMBC	5	2	
															159	H	UMBC	4	3	
															171	A	ETSU	4	19	
															171	A	ETSU	4	5	
															171	A	ETSU	5	1	
															183	H	Appalachian St.	4	5	
															183	H	Appalachian St.	1	5	
															183	H	Appalachian St.	2	4	
															197	H	UNC Asheville	7	6	
															197	H	UNC Asheville	11	0	
															197	H	UNC Asheville	5	6	
LAST 10 GAMES						LAST 10 GAMES						LAST 10 GAMES								
						197	N	UNC Asheville	3	6	197	H	UNC Asheville	5	6	183	H	Appalachian St.	1	5
						135	N	Presbyterian	6	7	20	A	West Virginia	3	4	183	H	Appalachian St.	2	4
						79	N	Liberty	16	7	20	A	West Virginia	5	15	197	H	UNC Asheville	7	6
						197	H	UNC Asheville	7	6	90	A	Winthrop	1	3	197	H	UNC Asheville	11	0
						197	H	UNC Asheville	11	0	90	A	Winthrop	1	3	197	H	UNC Asheville	5	6

Non-Div. I Games:

Gardner-Webb

RPI	S	Opponent	Score	
197	N	UNC Asheville	3	6
211	H	Georgetown	8	1
211	H	Georgetown	4	3
211	H	Georgetown	2	4
220	H	Campbell	6	8
220	H	Campbell	10	9
220	H	Campbell	2	7
238	A	Charleston So.	2	18
238	A	Charleston So.	6	3
238	A	Charleston So.	7	5
247	H	Quinnipiac	5	2
258	H	Longwood	4	3
258	H	Longwood	7	2
258	H	Longwood	4	2
262	A	USC Upstate	10	5

Gardner-Webb

G
a
r
d
n
e
r
-
W
e
b
b

G
a
r
d
n
e
r
-
W
e
b
b

Average RPI Win: 154		WON-LOST RECORD		WINNING PCT. RANK		LAST 10 GAMES		STRENGTH OF SCHEDULE		OPP. STRENGTH OF SCHEDULE		TEAM RPI		ADJ RPI		CONF. RPI		ADJ CONF. RPI									
DIV. I ONLY		12-28-1		.30488 270		3-6-1		65		202		187		.48183 187		14		14									
DIV. I NON-CONF.		5-15-1		.2619 261		1-0-1		11		221		116		.51379 116		9		9									
TOTALS		RPI 1-25		RPI 26-50		W-L RECORDS		RPI 51-100		RPI 101-150		RPI 150+															
12-28-1		0-0-0		1-5-0		OVERALL		0-7-0		5-9-0		6-7-1															
4-6-1		0-0-0		0-2-0		HOME		0-0-0		2-4-0		2-0-1															
8-22-0		0-0-0		1-3-0		AWAY		0-7-0		3-5-0		4-7-0															
0-0-0		0-0-0		0-0-0		NEUTRAL		0-0-0		0-0-0		0-0-0															
5-15-1		0-0-0		1-3-0		NON-CONFERENCE		0-7-0		2-2-0		2-3-1															
0-0-1		0-0-0		0-0-0		HOME		0-0-0		0-0-0		0-0-1															
5-15-0		0-0-0		1-0-		AWAY		0-7-0		2-2-0		2-3-0															
0-0-0		0-0-0		0-0-0		NEUTRAL		0-0-0		0-0-0		0-0-0															
7-13-0		0-0-0		0-2-0		CONFERENCE		0-0-0		3-7-0		4-4-0															
4-6-0		0-0-0		0-2-0		HOME		0-0-0		2-4-0		2-0-0															
3-7-0		0-0-0		0-0-0		AWAY		0-0-0		1-3-0		2-4-0															
0-0-0		0-0-0		0-0-0		NEUTRAL		0-0-0		0-0-0		0-0-0															
RPI	S	Opponent		Score		RPI	S	Opponent		Score		RPI	S	Opponent		Score											
		36	H	Yale	0	8		51	A	Old Dominion	4	14		109	A	UNCG	5	3									
		36	H	Yale	1	3		51	A	Old Dominion	1	7		109	A	UNCG	1	6									
		44	A	Maryland	2	6		91	A	Duke	1	7		109	A	UNCG	10	5									
		44	A	Maryland	0	4		91	A	Duke	2	9		109	A	UNCG	3	12									
		44	A	Maryland	0	2		91	A	Duke	1	3		116	A	Dartmouth	6	7									
		46	A	St. John's (NY)	4	2		91	A	Duke	1	6		116	A	Dartmouth	4	2									
								93	A	Seton Hall	3	14		126	A	Cornell	1	5									
														126	A	Cornell	1	13									
														126	H	Cornell	9	7									
														126	H	Cornell	9	5									
														129	H	Columbia	2	15									
														129	H	Columbia	4	5									
														129	H	Columbia	4	6									
														129	H	Columbia	5	21									
														189	A	Harvard	5	3									
														189	A	Harvard	9	4									
														202	A	Navy	5	9									
														202	A	Navy	5	2									
														202	A	Navy	4	2									
														202	A	Navy	6	8									
														204	A	Penn	2	10									
														204	A	Penn	1	3									
														204	A	Penn	4	5									
														204	A	Penn	5	17									
														207	A	Monmouth	4	8									
														219	H	Brown	11	5									
														219	H	Brown	3	2									
LAST 10 GAMES				126 A Cornell				1				13				129 H Columbia				5				21			
				126 A Cornell				1				5				129 H Columbia				2				15			
				126 H Cornell				9				5				129 H Columbia				4				5			
				126 H Cornell				9				7				129 H Columbia				4				6			
				46 A St. John's (NY)				4				2				225 H Rider				7				7			

Non-Div. I Games:

Princeton

RPI	S	Opponent	Score	
225	H	Rider	7	7

Princeton

P
r
i
n
c
e
t
o
n

P
r
i
n
c
e
t
o
n

RPI	S	Opponent	Score	
297	H	Alabama A&M	7	1
297	H	Alabama A&M	8	2

U
A
B

U
A
B

UAB

Average RPI Win: 206		WON-LOST RECORD		WINNING PCT. RANK		LAST 10 GAMES		STRENGTH OF SCHEDULE		OPP. STRENGTH OF SCHEDULE		TEAM RPI		ADJ RPI		CONF. RPI		ADJ CONF. RPI	
DIV. I ONLY		19-23-0		.45238 191		6-4-0		205		174		189		.48064 189		14		14	
DIV. I NON-CONF.		12-10-0		.54545 118		1-1-0		225		226		128		.50826 128		9		9	
TOTALS		RPI 1-25		RPI 26-50		W-L RECORDS		RPI 51-100		RPI 101-150		RPI 150+							
19-23-0		0-4-0		1-3-0		OVERALL		1-5-0		3-5-0		14-6-0							
4-7-0		0-0-0		1-3-0		HOME		0-0-0		2-2-0		1-2-0							
6-14-0		0-4-0		0-0-0		AWAY		1-4-0		1-3-0		4-3-0							
9-2-0		0-0-0		0-0-0		NEUTRAL		0-1-0		0-0-0		9-1-0							
12-10-0		0-4-0		0-0-0		NON-CONFERENCE		1-5-0		0-0-0		11-1-0							
1-0-0		0-0-0		0-0-0		HOME		0-0-0		0-0-0		1-0-0							
2-8-0		0-4-0		0-0-		AWAY		1-4-0		0-0-0		1-0-0							
9-2-0		0-0-0		0-0-0		NEUTRAL		0-1-0		0-0-0		9-1-0							
7-13-0		0-0-0		1-3-0		CONFERENCE		0-0-0		3-5-0		3-5-0							
3-7-0		0-0-0		1-3-0		HOME		0-0-0		2-2-0		0-2-0							
4-6-0		0-0-0		0-0-0		AWAY		0-0-0		1-3-0		3-3-0							
0-0-0		0-0-0		0-0-0		NEUTRAL		0-0-0		0-0-0		0-0-0							
RPI S	Opponent		Score		RPI S	Opponent		Score		RPI S	Opponent		Score		RPI S	Opponent		Score	
23 A	South Fla.		2	8	36 H	Yale		2	4	63 A	Jacksonville		1	12	116 A	Dartmouth		1	2
23 A	South Fla.		2	14	36 H	Yale		12	7	63 A	Jacksonville		4	1	116 A	Dartmouth		7	6
23 A	South Fla.		6	8	36 H	Yale		9	13	63 A	Jacksonville		1	2	116 H	Dartmouth		0	3
23 A	South Fla.		1	4	36 H	Yale		13	21	63 A	Jacksonville		3	5	116 H	Dartmouth		8	7
										84 A	Boston College		5	8	126 H	Cornell		7	5
										84 N	Boston College		2	3	126 H	Cornell		5	9
															129 A	Columbia		0	2
															129 A	Columbia		1	5
															182 A	UMass Lowell		4	3
															187 H	Princeton		3	5
															187 H	Princeton		4	9
															204 A	Penn		4	7
															204 A	Penn		0	4
															219 A	Brown		7	6
															219 A	Brown		3	7
															219 A	Brown		3	2
															219 A	Brown		4	3
															234 N	Army West Point		7	8
															234 N	Army West Point		11	5
															234 N	Army West Point		17	9
															234 N	Army West Point		11	4
															235 N	Bucknell		9	8
															254 H	Massachusetts		7	3
															254 N	Massachusetts		8	2
															292 N	Lafayette		6	0
															292 N	Lafayette		13	1
															295 N	Coppin St.		6	2
				LAST 10 GAMES															
				116 H	Dartmouth		8	7	219 A	Brown		7	6	254 H	Massachusetts		7	3	
				116 H	Dartmouth		0	3	219 A	Brown		4	3	254 N	Massachusetts		8	2	
				116 A	Dartmouth		7	6	219 A	Brown		3	7	292 N	Lafayette		6	0	
				116 A	Dartmouth		1	2	219 A	Brown		3	2	292 N	Lafayette		13	1	
				182 A	UMass Lowell		4	3	84 N	Boston College		2	3	295 N	Coppin St.		6	2	

Non-Div. I Games:

Harvard

RPI	S	Opponent	Score	
295	N	Coppin St.	14	3

Harvard

H
a
r
v
a
r
d

H
a
r
v
a
r
d

Average RPI Win:		214	WON-LOST RECORD		WINNING PCT. RANK	LAST 10 GAMES		STRENGTH OF SCHEDULE		OPP. STRENGTH OF SCHEDULE	TEAM RPI	ADJ RPI	CONF. RPI	ADJ CONF. RPI							
Average RPI Loss:		143																			
DIV. I ONLY			31-27-0		.53448	114	6-4-0		263		192	190	.47984	190	22	22					
DIV. I NON-CONF.			16-15-0		.51613	138	0-0-0		274		228	208	.47214	208	23	23					
TOTALS		RPI 1-25		RPI 26-50		W-L RECORDS		RPI 51-100		RPI 101-150		RPI 150+									
31-27-0		0-2-0		1-3-0		OVERALL		4-7-0		1-3-0		25-12-0									
15-10-0		0-1-0		0-0-0		HOME		3-3-0		0-0-0		12-6-0									
15-15-0		0-1-0		1-3-0		AWAY		1-2-0		0-3-0		13-6-0									
1-2-0		0-0-0		0-0-0		NEUTRAL		0-2-0		1-0-0		0-0-0									
16-15-0		0-2-0		1-3-0		NON-CONFERENCE		0-0-0		0-3-0		15-7-0									
10-3-0		0-1-0		0-0-0		HOME		0-0-0		0-0-0		10-2-0									
6-12-0		0-1-0		1-0-		AWAY		0-0-0		0-3-0		5-5-0									
0-0-0		0-0-0		0-0-0		NEUTRAL		0-0-0		0-0-0		0-0-0									
15-12-0		0-0-0		0-0-0		CONFERENCE		4-7-0		1-0-0		10-5-0									
5-7-0		0-0-0		0-0-0		HOME		3-3-0		0-0-0		2-4-0									
9-3-0		0-0-0		0-0-0		AWAY		1-2-0		0-0-0		8-1-0									
1-2-0		0-0-0		0-0-0		NEUTRAL		0-2-0		1-0-0		0-0-0									
RPI	S	Opponent		Score		RPI	S	Opponent		Score		RPI	S	Opponent		Score					
16	A	Virginia		1	11	39	A	Auburn		0	9	68	H	Rhode Island		3	5				
16	H	Virginia		1	7	39	A	Auburn		3	4	68	H	Rhode Island		2	7				
						39	A	Auburn		9	5	68	H	Rhode Island		15	5				
						39	A	Auburn		0	2	68	N	Rhode Island		4	8				
										94	H	Davidson		4	3	159	A	UMBC		4	3
										94	H	Davidson		2	12	159	H	UMBC		3	2
										94	H	Davidson		5	0	192	A	George Mason		4	3
										96	A	VCU		2	10	192	A	George Mason		12	5
										96	A	VCU		2	11	192	A	George Mason		4	1
										96	A	VCU		4	2	207	H	Monmouth		4	0
										96	N	VCU		4	9	207	H	Monmouth		1	3
																207	H	Monmouth		12	0
																211	A	Georgetown		7	8
																211	H	Georgetown		4	6
																213	H	Saint Joseph's		5	1
																213	H	Saint Joseph's		5	9
																213	H	Saint Joseph's		3	11
																214	A	VMI		0	10
																214	A	VMI		6	5
																214	A	VMI		8	13
																246	A	Towson		4	8
																246	H	Towson		13	4
																249	A	Villanova		0	3
																249	A	Villanova		5	2
																249	A	Villanova		6	3
																254	H	Massachusetts		4	10
																254	H	Massachusetts		1	2
LAST 10 GAMES																					
						68	N	Rhode Island		4	8	213	H	Saint Joseph's		3	11				
						96	N	VCU		4	9	281	A	La Salle		4	2				
						141	N	Saint Louis		6	4	281	A	La Salle		4	1				
						213	H	Saint Joseph's		5	1	281	A	La Salle		3	1				
						213	H	Saint Joseph's		5	9	192	A	George Mason		12	5				

Non-Div. I Games:

George Washington

RPI	S	Opponent	Score	
254	H	Massachusetts	10	2
257	A	Richmond	4	2
257	A	Richmond	5	8
257	A	Richmond	10	4
276	A	Delaware St.	12	4
276	H	Delaware St.	9	6
281	A	La Salle	4	2
281	A	La Salle	3	1
281	A	La Salle	4	1
289	H	NJIT	6	2
289	H	NJIT	8	2
289	H	NJIT	4	1
290	H	UMES	10	4
295	H	Coppin St.	20	7

George Washington

G
e
o
r
g
e
W
a
s
h
i
n
g
t
o
n

G
e
o
r
g
e
W
a
s
h
i
n
g
t
o
n

[illegible]

Non-Div. I Games:

Eastern Mich.

RPI	S	Opponent	Score	
230	A	Buffalo	4	0
230	A	Buffalo	2	5
231	A	Miami (OH)	10	6
231	A	Miami (OH)	7	5
231	A	Miami (OH)	2	6
243	A	Oakland	11	14
243	H	Oakland	2	3
253	N	Milwaukee	0	3
253	N	Milwaukee	4	15
253	N	Milwaukee	2	4
263	A	Northern Ill.	9	2
263	A	Northern Ill.	14	3
263	A	Northern Ill.	7	1
263	N	Northern Ill.	8	7
274	H	Bowling Green	7	6
274	H	Bowling Green	2	6
274	H	Bowling Green	3	0
284	A	Chicago St.	5	2
284	A	Chicago St.	10	6

Eastern Mich.

E
a
s
t
e
r
n
M
i
c
h
.

E
a
s
t
e
r
n
M
i
c
h
.

Average RPI Win:		189	WON-LOST RECORD		WINNING PCT. RANK		LAST 10 GAMES		STRENGTH OF SCHEDULE		OPP. STRENGTH OF SCHEDULE		TEAM RPI		ADJ RPI		CONF. RPI		ADJ CONF. RPI	
DIV. I ONLY			26-33-0		.44068 197		4-6-0		131		242		192		.47974 192		22		22	
DIV. I NON-CONF.			12-20-0		.375 228		0-1-0		135		249		231		.46053 230		23		23	
TOTALS		RPI 1-25		RPI 26-50		W-L RECORDS		RPI 51-100		RPI 101-150		RPI 150+								
26-33-0		0-1-0		1-1-0		OVERALL		3-3-0		4-11-0		18-17-0								
9-18-0		0-0-0		1-0-0		HOME		0-0-0		3-7-0		5-11-0								
13-8-0		0-0-0		0-1-0		AWAY		2-2-0		0-1-0		11-4-0								
4-7-0		0-1-0		0-0-0		NEUTRAL		1-1-0		1-3-0		2-2-0								
12-20-0		0-1-0		1-1-0		NON-CONFERENCE		0-1-0		3-8-0		8-9-0								
5-10-0		0-0-0		1-0-0		HOME		0-0-0		2-5-0		2-5-0								
4-5-0		0-0-0		0-0-		AWAY		0-1-0		0-1-0		4-2-0								
3-5-0		0-1-0		0-0-0		NEUTRAL		0-0-0		1-2-0		2-2-0								
14-13-0		0-0-0		0-0-0		CONFERENCE		3-2-0		1-3-0		10-8-0								
4-8-0		0-0-0		0-0-0		HOME		0-0-0		1-2-0		3-6-0								
9-3-0		0-0-0		0-0-0		AWAY		2-1-0		0-0-0		7-2-0								
1-2-0		0-0-0		0-0-0		NEUTRAL		1-1-0		0-1-0		0-0-0								
RPI	S	Opponent		Score		RPI	S	Opponent		Score		RPI	S	Opponent		Score				
20	N	West Virginia		3	5	27	A	North Carolina St.		3	7	60	A	Coastal Caro.		8	9			
						44	H	Maryland		8	5	68	A	Rhode Island		3	4			
												68	A	Rhode Island		10	9			
												68	A	Rhode Island		5	4			
												68	N	Rhode Island		9	5			
												94	N	Davidson		3	6			
														112 H Marist		1	4			
														112 H Marist		1	3			
														112 H Marist		10	9			
														120 H William & Mary		2	4			
														126 H Cornell		11	4			
														126 H Cornell		3	9			
														126 H Cornell		3	7			
														138 A UNCW		8	12			
														141 H Saint Louis		3	4			
														141 H Saint Louis		6	2			
														141 H Saint Louis		2	7			
														141 N Saint Louis		6	9			
														148 N Canisius		1	7			
														148 N Canisius		2	4			
														148 N Canisius		6	5			
														153 H St. Bonaventure		1	0			
														153 H St. Bonaventure		4	7			
														153 H St. Bonaventure		1	2			
														155 H Radford		6	4			
														155 H Radford		4	9			
														159 A UMBC		2	4			
						LAST 10 GAMES									163 N Ball St.		0	7		
						141	N	Saint Louis		6	9	141	H	Saint Louis		3	4			
						94	N	Davidson		3	6	68	A	Rhode Island		5	4			
						68	N	Rhode Island		9	5	68	A	Rhode Island		10	9			
						141	H	Saint Louis		6	2	68	A	Rhode Island		3	4			
						141	H	Saint Louis		2	7	240	H	James Madison		3	4			
														190 H George Washington		1	4			
														190 H George Washington		3	4			
														190 H George Washington		5	12			

Non-Div. I Games:

George Mason

RPI	S	Opponent	Score	
194	H	Fordham	8	4
194	H	Fordham	2	0
194	H	Fordham	5	6
202	A	Navy	2	11
211	H	Georgetown	2	4
211	H	Georgetown	11	1
211	H	Georgetown	3	7
213	A	Saint Joseph's	4	1
213	A	Saint Joseph's	2	5
213	A	Saint Joseph's	2	5
214	N	VMI	21	1
240	A	James Madison	7	6
240	H	James Madison	3	4
246	A	Towson	10	6
246	H	Towson	2	14
257	A	Richmond	4	3
257	A	Richmond	7	6
257	A	Richmond	12	3
258	A	Longwood	6	5
270	A	Dayton	10	5
270	A	Dayton	8	6
270	A	Dayton	7	1
296	A	Mt. St. Mary's	19	4

George Mason

G
e
o
r
g
e
M
a
s
o
n

G
e
o
r
g
e
M
a
s
o
n

Tie, Loss, Non-Conf,S Site, H Home, A Away, N Neutral Page 324

RPI	S	Opponent	Score	
236	N	South Dakota St.	6	0
236	N	South Dakota St.	4	3
254	N	Massachusetts	6	10
254	N	Massachusetts	1	5
254	N	Massachusetts	4	2
266	H	Manhattan	18	13
266	H	Manhattan	4	6
266	H	Manhattan	3	1
266	H	Manhattan	10	6

Maine

Average RPI Win: 225		WON-LOST RECORD	WINNING PCT. RANK	LAST 10 GAMES	STRENGTH OF SCHEDULE	OPP. STRENGTH OF SCHEDULE	TEAM RPI	ADJ RPI	CONF. RPI	ADJ CONF. RPI										
Average RPI Loss: 126																				
DIV. I ONLY		27-24-0	.52941 117	8-2-0	219	245	194	.47923 194	22	22										
DIV. I NON-CONF.		16-12-0	.57143 98	4-0-0	216	277	176	.48758 175	23	23										
<hr/>																				
TOTALS		RPI 1-25		RPI 26-50		W-L RECORDS		RPI 51-100		RPI 101-150		RPI 150+								
27-24-0		0-3-0		0-1-0		OVERALL		0-6-0		3-7-0		24-7-0								
19-8-0		0-0-0		0-1-0		HOME		0-3-0		0-1-0		19-3-0								
7-13-0		0-3-0		0-0-0		AWAY		0-3-0		2-3-0		5-4-0								
1-3-0		0-0-0		0-0-0		NEUTRAL		0-0-0		1-3-0		0-0-0								
<hr/>																				
16-12-0		0-3-0		0-1-0		NON-CONFERENCE		0-0-0		2-6-0		14-2-0								
12-3-0		0-0-0		0-1-0		HOME		0-0-0		0-1-0		12-1-0								
3-6-0		0-3-0		0-0-		AWAY		0-0-0		1-2-0		2-1-0								
1-3-0		0-0-0		0-0-0		NEUTRAL		0-0-0		1-3-0		0-0-0								
<hr/>																				
11-12-0		0-0-0		0-0-0		CONFERENCE		0-6-0		1-1-0		10-5-0								
7-5-0		0-0-0		0-0-0		HOME		0-3-0		0-0-0		7-2-0								
4-7-0		0-0-0		0-0-0		AWAY		0-3-0		1-1-0		3-3-0								
0-0-0		0-0-0		0-0-0		NEUTRAL		0-0-0		0-0-0		0-0-0								
<hr/>																				
RPI	S	Opponent		Score		RPI	S	Opponent		Score		RPI	S	Opponent		Score				
14	A	Long Beach St.		0	6	36	H	Yale		4	8	68	A	Rhode Island		3	5			
14	A	Long Beach St.		1	7							68	A	Rhode Island		2	7			
14	A	Long Beach St.		4	8							68	A	Rhode Island		3	7			
												96	H	VCU		0	3			
												96	H	VCU		2	3			
												96	H	VCU		3	4			
												118	A	Houston Baptist		6	7			
												118	A	Houston Baptist		4	3			
												118	A	Houston Baptist		5	13			
												129	H	Columbia		1	6			
												141	A	Saint Louis		7	1			
												141	A	Saint Louis		0	10			
												148	N	Canisius		1	2			
												148	N	Canisius		0	4			
												148	N	Canisius		3	5			
												148	N	Canisius		6	5			
												153	A	St. Bonaventure		6	7			
												153	A	St. Bonaventure		8	5			
												153	A	St. Bonaventure		2	1			
												169	A	Fairfield		3	6			
												171	H	Albany (NY)		7	3			
												192	A	George Mason		0	2			
												192	A	George Mason		4	8			
												192	A	George Mason		6	5			
												213	H	Saint Joseph's		5	0			
												213	H	Saint Joseph's		2	1			
												213	H	Saint Joseph's		4	3			
												227	A	Siena		11	3			
												232	H	Sacred Heart		2	1			
												232	H	Sacred Heart		8	1			
												232	H	Sacred Heart		1	0			
												237	H	Iona		8	7			
												237	H	Iona		10	3			
<hr/>																				
LAST 10 GAMES																				
153 A St. Bonaventure						8	5	254 H Massachusetts						10	2	227 A Siena				
153 A St. Bonaventure						6	7	254 H Massachusetts						0	3	232 H Sacred Heart				
153 A St. Bonaventure						2	1	256 H LIU Brooklyn						5	2	232 H Sacred Heart				
237 H Iona						8	7	256 H LIU Brooklyn						11	7	237 H Iona				
254 H Massachusetts						5	4	256 H LIU Brooklyn						5	3	237 H Iona				

Non-Div. I Games:

Fordham

Fordham

Average RPI Win:		137	WON-LOST RECORD		WINNING PCT. RANK		LAST 10 GAMES		STRENGTH OF SCHEDULE		OPP. STRENGTH OF SCHEDULE		TEAM RPI		ADJ RPI		CONF. RPI		ADJ CONF. RPI	
DIV. I ONLY			20-32-0		.38462 236		3-7-0		129		86		195		.47822 195		11		11	
DIV. I NON-CONF.			12-13-0		.48 161		1-0-0		93		30		127		.50907 126		11		11	
TOTALS		RPI 1-25		RPI 26-50		W-L RECORDS		RPI 51-100		RPI 101-150		RPI 150+								
20-32-0		0-1-0		5-5-0		OVERALL		2-13-0		5-6-0		8-7-0								
11-15-0		0-1-0		2-1-0		HOME		1-8-0		4-1-0		4-4-0								
9-17-0		0-0-0		3-4-0		AWAY		1-5-0		1-5-0		4-3-0								
0-0-0		0-0-0		0-0-0		NEUTRAL		0-0-0		0-0-0		0-0-0								
12-13-0		0-1-0		3-4-0		NON-CONFERENCE		0-3-0		4-4-0		5-1-0								
8-6-0		0-1-0		0-0-0		HOME		0-3-0		4-1-0		4-1-0								
4-7-0		0-0-0		3-0-		AWAY		0-0-0		0-3-0		1-0-0								
0-0-0		0-0-0		0-0-0		NEUTRAL		0-0-0		0-0-0		0-0-0								
8-19-0		0-0-0		2-1-0		CONFERENCE		2-10-0		1-2-0		3-6-0								
3-9-0		0-0-0		2-1-0		HOME		1-5-0		0-0-0		0-3-0								
5-10-0		0-0-0		0-0-0		AWAY		1-5-0		1-2-0		3-3-0								
0-0-0		0-0-0		0-0-0		NEUTRAL		0-0-0		0-0-0		0-0-0								
RPI	S	Opponent		Score		RPI	S	Opponent		Score		RPI	S	Opponent		Score				
14	H	Long Beach St.		1 2		33	A	Texas A&M		0 3		53	A	San Diego		1 3				
						33	A	Texas A&M		2 1		53	A	San Diego		3 9				
						33	A	Texas A&M		6 10		53	A	San Diego		2 8				
						38	A	Sam Houston St.		1 2		56	A	BYU		11 7				
						41	A	Rice		7 5		56	A	BYU		2 7				
						41	A	Rice		5 2		56	A	BYU		4 9				
						41	A	Rice		6 7		64	H	California		1 3				
						50	H	Gonzaga		5 3		64	H	California		7 12				
						50	H	Gonzaga		1 2		64	H	California		2 3				
						50	H	Gonzaga		2 1		67	H	Loyola Marymount		1 5				
												67	H	Loyola Marymount		3 7				
												67	H	Loyola Marymount		2 4				
												70	H	Saint Mary's (CA)		0 3				
												70	H	Saint Mary's (CA)		2 1				
												70	H	Saint Mary's (CA)		4 5				
LAST 10 GAMES																				
						53	A	San Diego		2 8		70	H	Saint Mary's (CA)		0 3				
						53	A	San Diego		3 9		110	H	Cal Poly		6 1				
						53	A	San Diego		1 3		137	A	San Francisco		4 18				
						70	H	Saint Mary's (CA)		4 5		137	A	San Francisco		6 5				
						70	H	Saint Mary's (CA)		2 1		137	A	San Francisco		0 3				

Non-Div. I Games:

Pepperdine

RPI	S	Opponent	Score	
287	A	Savannah St.	7	2
287	A	Savannah St.	11	10
287	H	Savannah St.	12	3
287	H	Savannah St.	2	1
287	H	Savannah St.	11	5
290	H	UMES	17	9
290	H	UMES	11	4
290	H	UMES	19	5
290	N	UMES	8	0
296	H	Mt. St. Mary's	4	2
296	H	Mt. St. Mary's	3	1
296	H	Mt. St. Mary's	14	7

N
.
C
.
A
&
T

N
.
C
.
A
&
T

Average RPI Win:		184	WON-LOST RECORD		WINNING PCT. RANK	LAST 10 GAMES	STRENGTH OF SCHEDULE		OPP. STRENGTH OF SCHEDULE	TEAM RPI	ADJ RPI	CONF. RPI	ADJ CONF. RPI
Average RPI Loss:		154											
DIV. I ONLY		25-32-0			.4386 202	5-5-0	188		181	197	.4761 197	19	19
DIV. I NON-CONF.		12-17-0			.41379 206	1-0-0	179		192	204	.47485 204	18	18
TOTALS		RPI 1-25	RPI 26-50		W-L RECORDS		RPI 51-100		RPI 101-150		RPI 150+		
25-32-0		0-1-0	0-1-0		OVERALL		2-5-0		5-8-0		18-17-0		
12-11-0		0-0-0	0-0-0		HOME		1-3-0		1-0-0		10-8-0		
10-18-0		0-1-0	0-1-0		AWAY		0-2-0		4-7-0		6-7-0		
3-3-0		0-0-0	0-0-0		NEUTRAL		1-0-0		0-1-0		2-2-0		
12-17-0		0-1-0	0-1-0		NON-CONFERENCE		0-3-0		2-4-0		10-8-0		
7-4-0		0-0-0	0-0-0		HOME		0-1-0		1-0-0		6-3-0		
4-12-0		0-1-0	0-0-		AWAY		0-2-0		1-4-0		3-4-0		
1-1-0		0-0-0	0-0-0		NEUTRAL		0-0-0		0-0-0		1-1-0		
13-15-0		0-0-0	0-0-0		CONFERENCE		2-2-0		3-4-0		8-9-0		
5-7-0		0-0-0	0-0-0		HOME		1-2-0		0-0-0		4-5-0		
6-6-0		0-0-0	0-0-0		AWAY		0-0-0		3-3-0		3-3-0		
2-2-0		0-0-0	0-0-0		NEUTRAL		1-0-0		0-1-0		1-1-0		
RPI S	Opponent	Score	RPI S	Opponent	Score	RPI S	Opponent	Score	RPI S	Opponent	Score		
5 A	North Carolina	4 16	27 A	North Carolina St.	1 13	58 A	Charlotte	5 14	102 A	Samford	2 6		
						59 A	Tennessee	2 5	102 A	Samford	1 4		
						79 N	Liberty	2 1	102 A	Samford	6 4		
						88 H	Tennessee Tech	9 20	105 H	Western Caro.	5 3		
						90 H	Winthrop	4 3	109 A	UNCG	3 14		
						90 H	Winthrop	0 8	115 A	Furman	1 12		
						90 H	Winthrop	0 1	130 A	High Point	2 5		
									130 A	High Point	0 7		
									130 A	High Point	3 1		
									135 A	Presbyterian	4 7		
									135 A	Presbyterian	7 1		
									135 A	Presbyterian	4 2		
									135 N	Presbyterian	4 6		
									155 H	Radford	2 13		
									155 H	Radford	7 6		
									155 H	Radford	2 5		
									155 N	Radford	2 7		
									159 H	UMBC	11 5		
									159 H	UMBC	7 6		
									159 H	UMBC	4 8		
									165 A	Wofford	7 6		
									165 H	Wofford	8 17		
						155 N	Radford	2 7	171 A	ETSU	6 4		
						186 N	Gardner-Webb	6 3	183 A	Appalachian St.	3 4		
						79 N	Liberty	2 1	183 H	Appalachian St.	5 3		
						135 N	Presbyterian	4 6	186 A	Gardner-Webb	6 7		
						186 A	Gardner-Webb	6 7	258 H	Longwood	6 5		
									258 H	Longwood	1 7		
LAST 10 GAMES													
						155 N	Radford	2 7	186 A	Gardner-Webb	0 11		
						186 N	Gardner-Webb	6 3	186 A	Gardner-Webb	6 5		
						79 N	Liberty	2 1	171 A	ETSU	6 4		
						135 N	Presbyterian	4 6	258 H	Longwood	7 3		
						186 A	Gardner-Webb	6 7	258 H	Longwood	1 7		

Non-Div. I Games:

UNC Asheville

RPI	S	Opponent	Score	
186	A	Gardner-Webb	0	11
186	N	Gardner-Webb	6	3
220	A	Campbell	7	9
220	A	Campbell	11	9
220	A	Campbell	10	5
237	H	Iona	1	4
237	H	Iona	4	2
237	H	Iona	10	8
238	H	Charleston So.	3	10
238	H	Charleston So.	2	1
238	H	Charleston So.	3	19
240	N	James Madison	9	25
257	A	Richmond	2	4
257	A	Richmond	4	1
257	A	Richmond	3	5
258	H	Longwood	7	3
258	H	Longwood	1	7
258	H	Longwood	4	1
262	A	USC Upstate	9	10
262	H	USC Upstate	8	4
270	N	Dayton	12	6

UNC Asheville

U
N
C
A
s
h
e
v
i
l
l
e

U
N
C
A
s
h
e
v
i
l
l
e

Average RPI Win: 178		WON-LOST	WINNING	LAST 10	STRENGTH OF		OPP. STRENGTH	TEAM	ADJ		CONF.	ADJ CONF.
Average RPI Loss: 128		RECORD	PCT. RANK	GAMES	SCHEDULE		OF SCHEDULE	RPI	RPI		RPI	RPI
DIV. I ONLY		18-35-0	.33962	257	5-5-0		97	201	198		18	18
DIV. I NON-CONF.		6-17-0	.26087	262	2-0-0		65	189	194		19	19
TOTALS		RPI 1-25	RPI 26-50		W-L RECORDS		RPI 51-100		RPI 101-150		RPI 150+	
18-35-0		0-0-0	0-4-0		OVERALL		0-6-0		5-13-0		13-12-0	
9-9-0		0-0-0	0-0-0		HOME		0-0-0		1-3-0		8-6-0	
9-26-0		0-0-0	0-4-0		AWAY		0-6-0		4-10-0		5-6-0	
0-0-0		0-0-0	0-0-0		NEUTRAL		0-0-0		0-0-0		0-0-0	
6-17-0		0-0-0	0-4-0		NON-CONFERENCE		0-3-0		1-8-0		5-2-0	
2-1-0		0-0-0	0-0-0		HOME		0-0-0		0-1-0		2-0-0	
4-16-0		0-0-0	0-0-		AWAY		0-3-0		1-7-0		3-2-0	
0-0-0		0-0-0	0-0-0		NEUTRAL		0-0-0		0-0-0		0-0-0	
12-18-0		0-0-0	0-0-0		CONFERENCE		0-3-0		4-5-0		8-10-0	
7-8-0		0-0-0	0-0-0		HOME		0-0-0		1-2-0		6-6-0	
5-10-0		0-0-0	0-0-0		AWAY		0-3-0		3-3-0		2-4-0	
0-0-0		0-0-0	0-0-0		NEUTRAL		0-0-0		0-0-0		0-0-0	
RPI S	Opponent	Score	RPI S	Opponent	Score	RPI S	Opponent	Score	RPI S	Opponent	Score	
			32 A	South Ala.	2 8	88 A	Tennessee Tech	4 11	102 A	Samford	4 9	
			32 A	South Ala.	0 32	88 A	Tennessee Tech	3 5	102 A	Samford	6 7	
			32 A	South Ala.	3 8	88 A	Tennessee Tech	9 13	102 A	Samford	1 4	
			49 A	Missouri	1 10	98 A	Kansas St.	11 12	103 A	Morehead St.	14 7	
						98 A	Kansas St.	10 15	103 A	Morehead St.	9 8	
						98 A	Kansas St.	0 14	103 A	Morehead St.	15 16	
									111 A	Jacksonville St.	7 5	
									111 A	Jacksonville St.	3 6	
									111 A	Jacksonville St.	6 7	
									113 A	Central Ark.	4 2	
									113 A	Central Ark.	1 8	
									113 A	Central Ark.	6 10	
									113 A	Central Ark.	1 6	
									136 H	Southeast Mo. St.	6 7	
									136 H	Southeast Mo. St.	3 7	
									136 H	Southeast Mo. St.	5 4	
									141 A	Saint Louis	1 12	
									141 H	Saint Louis	5 8	
									151 A	Butler	10 6	
									151 A	Butler	15 5	
									160 A	Belmont	1 10	
									160 A	Belmont	3 8	
									160 A	Belmont	7 3	
									166 A	Indiana St.	1 2	
									166 H	Indiana St.	8 7	
									170 H	Austin Peay	7 4	
									170 H	Austin Peay	5 7	
LAST 10 GAMES												
			170 H	Austin Peay	5 7	228 A	SIUE	8 22				
			170 H	Austin Peay	6 9	228 A	SIUE	3 11				
			170 H	Austin Peay	7 4	284 A	Chicago St.	6 2				
			151 A	Butler	15 5	221 H	UT Martin	9 8				
			228 A	SIUE	16 13	221 H	UT Martin	3 15				

Non-Div. I Games: Lindenwood (IL) 8 5 Robert Morris (IL) 12 4 Ill.-Springfield 18 11

Eastern Ill.

Eastern Ill.

Through Games Of June 27, 2017 (FINAL)

RPI	S	Opponent	Score	
170	H	Austin Peay	6	9
175	A	Alabama	0	5
177	H	Murray St.	7	5
177	H	Murray St.	8	10
177	H	Murray St.	10	11
200	H	Southern Ill.	10	7
221	H	UT Martin	9	8
221	H	UT Martin	3	15
221	H	UT Martin	14	17
228	A	SIUE	3	11
228	A	SIUE	8	22
228	A	SIUE	16	13
242	H	Eastern Ky.	11	9
242	H	Eastern Ky.	16	5
242	H	Eastern Ky.	13	11
284	A	Chicago St.	6	2

Eastern Ill.

E
a
s
t
e
r
n
I
l
l
.

E
a
s
t
e
r
n
I
l
l
.

Average RPI Win:		208	WON-LOST RECORD		WINNING PCT. RANK		LAST 10 GAMES		STRENGTH OF SCHEDULE		OPP. STRENGTH OF SCHEDULE		TEAM RPI		ADJ RPI		CONF. RPI		ADJ CONF. RPI	
DIV. I ONLY			24-29-0		.45283 188		5-5-0		183		247		199		.47545 199		29		28	
DIV. I NON-CONF.			8-21-0		.27586 259		1-5-0		113		80		226		.46282 226		30		30	
TOTALS		RPI 1-25		RPI 26-50		W-L RECORDS		RPI 51-100		RPI 101-150		RPI 150+								
24-29-0		0-1-0		1-9-0		OVERALL		2-0-0		3-7-0		18-12-0								
10-8-0		0-0-0		0-2-0		HOME		0-0-0		1-1-0		9-5-0								
7-15-0		0-1-0		0-3-0		AWAY		1-0-0		2-5-0		4-6-0								
7-6-0		0-0-0		1-4-0		NEUTRAL		1-0-0		0-1-0		5-1-0								
8-21-0		0-1-0		1-9-0		NON-CONFERENCE		2-0-0		3-7-0		2-4-0								
2-4-0		0-0-0		0-2-0		HOME		0-0-0		1-1-0		1-1-0								
3-11-0		0-1-0		0-0-		AWAY		1-0-0		2-5-0		0-2-0								
3-6-0		0-0-0		1-4-0		NEUTRAL		1-0-0		0-1-0		1-1-0								
16-8-0		0-0-0		0-0-0		CONFERENCE		0-0-0		0-0-0		16-8-0								
8-4-0		0-0-0		0-0-0		HOME		0-0-0		0-0-0		8-4-0								
4-4-0		0-0-0		0-0-0		AWAY		0-0-0		0-0-0		4-4-0								
4-0-0		0-0-0		0-0-0		NEUTRAL		0-0-0		0-0-0		4-0-0								
RPI	S	Opponent		Score		RPI	S	Opponent		Score		RPI	S	Opponent		Score				
1	A	Oregon St.		2	8	36	H	Yale		2	8	54	N	Nebraska		7	4			
						36	H	Yale		6	13	68	A	Rhode Island		7	3			
						36	N	Yale		0	4									
						36	N	Yale		1	7									
						36	N	Yale		8	7									
						36	N	Yale		3	4									
						36	N	Yale		5	9									
						39	A	Auburn		0	7									
						39	A	Auburn		0	4									
						39	A	Auburn		4	13									
LAST 10 GAMES																				
						36	N	Yale		5	9	235	N	Bucknell		11	7			
						54	N	Nebraska		7	4	235	N	Bucknell		4	3			
						1	A	Oregon St.		2	8	234	N	Army West Point		5	4			
						36	H	Yale		2	8	234	N	Army West Point		8	2			
						36	H	Yale		6	13	112	H	Marist		2	6			
												235	H	Bucknell		5	11			
												235	H	Bucknell		11	2			
												235	H	Bucknell		14	6			
												235	H	Bucknell		5	3			

Non-Div. I Games:

Holy Cross

Holy Cross

Average RPI Win: 182		WON-LOST	WINNING	LAST 10	STRENGTH OF		OPP. STRENGTH	TEAM	ADJ		CONF.	ADJ CONF.
Average RPI Loss: 142		RECORD	PCT. RANK	GAMES	SCHEDULE		OF SCHEDULE	RPI	RPI		RPI	RPI
DIV. I ONLY		27-30-0	.47368	173	216		153	200	.47541		200	16
DIV. I NON-CONF.		17-18-0	.48571	154	231		167	195	.47865		195	13
TOTALS		RPI 1-25	RPI 26-50		W-L RECORDS		RPI 51-100		RPI 101-150		RPI 150+	
27-30-0		0-4-0	0-0-0		OVERALL		4-2-0		7-9-0		16-15-0	
15-12-0		0-3-0	0-0-0		HOME		4-2-0		2-3-0		9-4-0	
12-13-0		0-0-0	0-0-0		AWAY		0-0-0		5-4-0		7-9-0	
0-5-0		0-1-0	0-0-0		NEUTRAL		0-0-0		0-2-0		0-2-0	
17-18-0		0-0-0	0-0-0		NON-CONFERENCE		3-0-0		6-6-0		8-12-0	
8-7-0		0-0-0	0-0-0		HOME		3-0-0		2-3-0		3-4-0	
9-8-0		0-0-0	0-0-		AWAY		0-0-0		4-2-0		5-6-0	
0-3-0		0-0-0	0-0-0		NEUTRAL		0-0-0		0-1-0		0-2-0	
10-12-0		0-4-0	0-0-0		CONFERENCE		1-2-0		1-3-0		8-3-0	
7-5-0		0-3-0	0-0-0		HOME		1-2-0		0-0-0		6-0-0	
3-5-0		0-0-0	0-0-0		AWAY		0-0-0		1-2-0		2-3-0	
0-2-0		0-1-0	0-0-0		NEUTRAL		0-0-0		0-1-0		0-0-0	
RPI S	Opponent	Score	RPI S	Opponent	Score	RPI S	Opponent	Score	RPI S	Opponent	Score	
22 H	Missouri St.	5 7				52 H	DBU	2 4	111 H	Jacksonville St.	5 4	
22 H	Missouri St.	9 19				52 H	DBU	4 1	111 H	Jacksonville St.	6 8	
22 H	Missouri St.	4 7				52 H	DBU	1 7	111 H	Jacksonville St.	0 7	
22 N	Missouri St.	3 13				88 H	Tennessee Tech	10 9	119 A	Memphis	1 2	
						88 H	Tennessee Tech	6 4	119 A	Memphis	3 2	
						88 H	Tennessee Tech	13 8	119 A	Memphis	3 4	
									136 A	Southeast Mo. St.	7 5	
									136 H	Southeast Mo. St.	4 2	
									141 N	Saint Louis	4 6	
									142 A	Illinois	8 5	
									142 A	Illinois	3 1	
									142 H	Illinois	5 6	
									146 A	Wichita St.	11 8	
									146 A	Wichita St.	7 17	
									146 A	Wichita St.	0 7	
									146 N	Wichita St.	1 3	
									157 A	Stetson	8 4	
									157 A	Stetson	7 6	
									157 A	Stetson	7 0	
									160 A	Belmont	17 18	
									160 H	Belmont	3 9	
									166 A	Indiana St.	1 4	
									166 A	Indiana St.	2 15	
									166 A	Indiana St.	2 1	
									170 A	Austin Peay	3 10	
									170 H	Austin Peay	0 4	
									177 A	Murray St.	12 13	
LAST 10 GAMES												
	22 N	Missouri St.	3 13		268 H	Illinois St.	10 9					
	146 N	Wichita St.	1 3		268 H	Illinois St.	5 0					
	208 A	Bradley	2 7		268 H	Illinois St.	3 2					
	208 A	Bradley	8 3		22 H	Missouri St.	4 7					
	141 N	Saint Louis	4 6		22 H	Missouri St.	9 19					

Non-Div. I Games:

Southern Ill.

Southern Illinois.

Southern Illinois.

Southern Ill.

[illegible]

Non-Div. I Games:

Penn St.

[illegible]

Non-Div. I Games:	UC-Colo. Springs	24	10	UC-Colo. Springs	9	8
--------------------------	-------------------------	-----------	-----------	-------------------------	----------	----------

Air Force

RPI	S	Opponent	Score	
238	A	Charleston So.	7	6
259	A	UNLV	5	6
259	A	UNLV	9	10
259	A	UNLV	5	6
259	H	UNLV	23	9
259	H	UNLV	4	7
259	H	UNLV	10	5
275	H	Portland	11	10
275	H	Portland	11	3
280	A	Omaha	1	0
280	H	Omaha	16	17
280	H	Omaha	24	5

Air Force

A
i
r
F
o
r
c
e

A
i
r
F
o
r
c
e

RPI	S	Opponent	Score	
235	H	Bucknell	5	4
235	H	Bucknell	6	1
235	H	Bucknell	11	1
235	N	Bucknell	1	4
235	N	Bucknell	0	5
246	H	Towson	11	6
252	A	N.C. Central	2	3
252	A	N.C. Central	7	8
252	A	N.C. Central	9	6
276	A	Delaware St.	18	0
276	H	Delaware St.	3	2
282	A	Lehigh	11	5
282	A	Lehigh	1	0
282	A	Lehigh	3	2
282	A	Lehigh	2	1
290	A	UMES	13	5
290	H	UMES	17	5
292	H	Lafayette	9	6
292	H	Lafayette	10	6
292	H	Lafayette	7	1
292	H	Lafayette	4	1
294	H	NYIT	12	0
294	H	NYIT	10	2
294	H	NYIT	15	3
294	H	NYIT	10	5
295	H	Coppin St.	11	3

Navy

N
a
v
y

N
a
v
y

P
e
n
n

Tie, Loss, Non-Conf,S Site, H Home, A Away, N Neutral Page 344

RPI	S	Opponent	Score	
189	H	Harvard	4	0
212	N	Valparaiso	0	3
212	N	Valparaiso	3	16
219	A	Brown	4	2
219	A	Brown	6	8
249	A	Villanova	11	2
249	H	Villanova	1	3
281	N	La Salle	1	2
282	H	Lehigh	6	4
292	A	Lafayette	9	8
292	H	Lafayette	2	1
292	H	Lafayette	13	3
292	H	Lafayette	3	2
292	H	Lafayette	4	1

P
e
n
n

P
e
n
n

Penn

[illegible]

Non-Div. I Games:

Alabama St.

RPI	S	Opponent	Score	
285	N	Prairie View	13	5
286	A	Alcorn	8	3
286	A	Alcorn	10	2
286	A	Alcorn	12	3
286	H	Alcorn	6	4
286	H	Alcorn	9	4
286	H	Alcorn	10	0
286	N	Alcorn	6	1
293	A	Mississippi Val.	7	6
293	A	Mississippi Val.	7	5
293	A	Mississippi Val.	14	2
293	H	Mississippi Val.	10	5
293	H	Mississippi Val.	12	3
293	H	Mississippi Val.	2	7
297	A	Alabama A&M	5	3
297	A	Alabama A&M	11	2
297	H	Alabama A&M	14	2
297	H	Alabama A&M	5	4
297	H	Alabama A&M	2	5
297	N	Alabama A&M	9	2

Alabama St.

A
l
a
b
a
m
a
s
t
.

A
l
a
b
a
m
a
s
t
.

RPI	S	Opponent	Score	
222	A	San Jose St.	5	6
222	A	San Jose St.	5	6
222	H	San Jose St.	5	6
222	H	San Jose St.	6	2
222	H	San Jose St.	5	4
259	H	UNLV	1	9
259	H	UNLV	4	1
259	H	UNLV	4	3

Nevada

Monmouth

Monmouth

RPI	S	Opponent	Score	
225	A	Rider	8	0
225	A	Rider	4	11
227	A	Siena	5	6
227	A	Siena	4	5
227	A	Siena	11	0
237	H	Iona	2	0
237	H	Iona	11	5
237	H	Iona	5	6
247	H	Quinnipiac	12	0
247	H	Quinnipiac	9	4
247	H	Quinnipiac	17	7
262	A	USC Upstate	5	14
292	H	Lafayette	5	4
294	H	NYIT	10	4
294	H	NYIT	7	1

Monmouth

M
o
n
m
o
u
t
h

M
o
n
m
o
u
t
h

Average RPI Win: 185		WON-LOST RECORD		WINNING PCT. RANK		LAST 10 GAMES		STRENGTH OF SCHEDULE		OPP. STRENGTH OF SCHEDULE		TEAM RPI		ADJ RPI		CONF. RPI		ADJ CONF. RPI	
DIV. I ONLY		16-31-0		.34043 256		2-8-0		110		194		208		.47107 208		16		16	
DIV. I NON-CONF.		10-15-0		.4 214		0-0-0		37		219		104		.51923 104		13		13	
TOTALS		RPI 1-25		RPI 26-50		W-L RECORDS		RPI 51-100		RPI 101-150		RPI 150+							
16-31-0		0-3-0		0-4-0		OVERALL		3-9-0		4-4-0		9-11-0							
9-8-0		0-0-0		0-0-0		HOME		1-0-0		2-2-0		6-6-0							
7-21-0		0-3-0		0-4-0		AWAY		2-8-0		2-2-0		3-4-0							
0-2-0		0-0-0		0-0-0		NEUTRAL		0-1-0		0-0-0		0-1-0							
10-15-0		0-0-0		0-4-0		NON-CONFERENCE		3-5-0		2-3-0		5-3-0							
3-3-0		0-0-0		0-0-0		HOME		1-0-0		0-1-0		2-2-0							
7-12-0		0-0-0		0-0-0		AWAY		2-5-0		2-2-0		3-1-0							
0-0-0		0-0-0		0-0-0		NEUTRAL		0-0-0		0-0-0		0-0-0							
6-16-0		0-3-0		0-0-0		CONFERENCE		0-4-0		2-1-0		4-8-0							
6-5-0		0-0-0		0-0-0		HOME		0-0-0		2-1-0		4-4-0							
0-9-0		0-3-0		0-0-0		AWAY		0-3-0		0-0-0		0-3-0							
0-2-0		0-0-0		0-0-0		NEUTRAL		0-1-0		0-0-0		0-1-0							
RPI S	Opponent	Score		RPI S	Opponent	Score		RPI S	Opponent	Score		RPI S	Opponent	Score					
22 A	Missouri St.	3	5	26 A	UCF	9	12	52 A	DBU	1	6	128 A	North Florida	4	2				
22 A	Missouri St.	2	9	38 A	Sam Houston St.	2	8	52 A	DBU	8	9	128 A	North Florida	5	9				
22 A	Missouri St.	3	13	38 A	Sam Houston St.	1	7	52 A	DBU	3	7	128 A	North Florida	2	4				
				38 A	Sam Houston St.	7	14	52 N	DBU	9	15	142 A	Illinois	2	0				
								77 A	Mercer	5	6	142 H	Illinois	6	8				
								77 A	Mercer	10	11	146 H	Wichita St.	11	10				
								77 A	Mercer	8	6	146 H	Wichita St.	5	8				
								80 A	Iowa	1	12	146 H	Wichita St.	6	5				
								80 H	Iowa	6	4	166 A	Indiana St.	1	4				
								88 A	Tennessee Tech	14	16	166 A	Indiana St.	4	5				
								88 A	Tennessee Tech	7	5	166 A	Indiana St.	4	6				
								88 A	Tennessee Tech	7	13	181 H	Northwestern	2	6				
												200 H	Southern Ill.	7	2				
												200 H	Southern Ill.	3	8				
												209 A	A&M-Corpus Christi	9	5				
												209 A	A&M-Corpus Christi	7	10				
												209 A	A&M-Corpus Christi	7	6				
												228 A	SIUE	10	7				
												253 H	Milwaukee	11	5				
												253 H	Milwaukee	3	2				
												253 H	Milwaukee	4	13				
												260 H	Evansville	1	11				
												260 H	Evansville	2	8				
												260 H	Evansville	6	0				
												260 N	Evansville	2	12				
												268 H	Illinois St.	13	3				
												268 H	Illinois St.	4	9				
Non-Div. I Games:		Robert Morris-Peoria		4	3	Cornell College		5	4	Eureka		9	7	Robert Morris-S'fiel		15	0	Bradley	

Bradley

Average RPI Win: 189		WON-LOST	WINNING	LAST 10	STRENGTH OF		OPP. STRENGTH	TEAM	ADJ		CONF.	ADJ CONF.
Average RPI Loss: 110		RECORD	PCT. RANK	GAMES	SCHEDULE		OF SCHEDULE	RPI	RPI		RPI	RPI
DIV. I ONLY		21-31-0	.40385	230	7-3-0		152	116	209		12	12
DIV. I NON-CONF.		6-15-0	.28571	256	0-1-0		162	94	248		12	12
TOTALS		RPI 1-25	RPI 26-50		W-L RECORDS		RPI 51-100		RPI 101-150		RPI 150+	
21-31-0		0-3-0	4-8-0		OVERALL		1-1-0		2-11-0		14-8-0	
11-18-0		0-2-0	2-3-0		HOME		0-1-0		1-6-0		8-6-0	
10-13-0		0-1-0	2-5-0		AWAY		1-0-0		1-5-0		6-2-0	
0-0-0		0-0-0	0-0-0		NEUTRAL		0-0-0		0-0-0		0-0-0	
6-15-0		0-3-0	0-3-0		NON-CONFERENCE		1-1-0		0-4-0		5-4-0	
1-12-0		0-2-0	0-2-0		HOME		0-1-0		0-4-0		1-3-0	
5-3-0		0-1-0	0-0-		AWAY		1-0-0		0-0-0		4-1-0	
0-0-0		0-0-0	0-0-0		NEUTRAL		0-0-0		0-0-0		0-0-0	
15-16-0		0-0-0	4-5-0		CONFERENCE		0-0-0		2-7-0		9-4-0	
10-6-0		0-0-0	2-1-0		HOME		0-0-0		1-2-0		7-3-0	
5-10-0		0-0-0	2-4-0		AWAY		0-0-0		1-5-0		2-1-0	
0-0-0		0-0-0	0-0-0		NEUTRAL		0-0-0		0-0-0		0-0-0	
RPI S	Opponent	Score	RPI S	Opponent	Score	RPI S	Opponent	Score	RPI S	Opponent	Score	
17 A	Texas	0 15	30 H	Southeastern La.	3 2	97 A	UTSA	5 2	101 H	UT Arlington	2 4	
17 H	Texas	2 12	30 H	Southeastern La.	5 8	97 H	UTSA	3 7	101 H	UT Arlington	3 7	
19 H	Houston	2 4	30 H	Southeastern La.	5 4				101 H	UT Arlington	6 8	
			33 A	Texas A&M	2 5				104 A	Lamar University	2 8	
			38 A	Sam Houston St.	3 12				104 A	Lamar University	2 4	
			38 A	Sam Houston St.	1 19				104 A	Lamar University	4 6	
			38 A	Sam Houston St.	3 6				113 H	Central Ark.	3 2	
			45 A	McNeese	4 6				113 H	Central Ark.	13 15	
			45 A	McNeese	5 4				113 H	Central Ark.	4 8	
			45 A	McNeese	10 4				114 A	New Orleans	9 10	
			49 H	Missouri	0 9				114 A	New Orleans	8 4	
			49 H	Missouri	6 7				114 A	New Orleans	3 10	
									142 H	Illinois	14 15	
									152 H	SFA	1 5	
									152 H	SFA	8 5	
									152 H	SFA	4 9	
									208 H	Bradley	6 7	
									208 H	Bradley	10 7	
									208 H	Bradley	5 9	
									241 H	Northwestern St.	9 1	
									241 H	Northwestern St.	3 6	
									241 H	Northwestern St.	14 9	
									251 A	UTRGV	4 1	
									251 A	UTRGV	3 13	
									251 A	UTRGV	7 6	
									251 A	UTRGV	7 1	
									251 H	UTRGV	3 4	
LAST 10 GAMES			LAST 10 GAMES			LAST 10 GAMES			LAST 10 GAMES			
			265 H	Abilene Christian	7 3	273 A	Incarnate Word	5 4				
			265 H	Abilene Christian	10 4	45 A	McNeese	5 4				
			265 H	Abilene Christian	11 3	45 A	McNeese	10 4				
			273 A	Incarnate Word	7 17	45 A	McNeese	4 6				
			273 A	Incarnate Word	10 7	251 A	UTRGV	3 13				

Non-Div. I Games: Houston-Victoria 3 5 Houston-Victoria 7 5

A&M-Corpus Christi

RPI	S	Opponent	Score	
265	H	Abilene Christian	11	3
265	H	Abilene Christian	7	3
265	H	Abilene Christian	10	4
273	A	Incarnate Word	5	4
273	A	Incarnate Word	10	7
273	A	Incarnate Word	7	17
273	H	Incarnate Word	10	8
285	A	Prairie View	11	5

A
&
M
-
C
o
r
p
u
s
C
h
r
i
s
t
i

A
&
M
-
C
o
r
p
u
s
C
h
r
i
s
t
i

A&M-Corpus Christi

Average RPI Win:		207	WON-LOST RECORD		WINNING PCT. RANK		LAST 10 GAMES		STRENGTH OF SCHEDULE		OPP. STRENGTH OF SCHEDULE		TEAM RPI		ADJ RPI		CONF. RPI		ADJ CONF. RPI				
DIV. I ONLY			24-32-0		.42857 214		3-7-0		145		152		210		.46943 210		21		21				
DIV. I NON-CONF.			12-18-0		.4 214		2-1-0		111		100		220		.46718 220		22		22				
TOTALS		RPI 1-25		RPI 26-50		W-L RECORDS		RPI 51-100		RPI 101-150		RPI 150+											
24-32-0		0-6-0		0-1-0		OVERALL		1-6-0		5-13-0		18-6-0											
18-15-0		0-1-0		0-1-0		HOME		1-4-0		2-6-0		15-3-0											
6-15-0		0-5-0		0-0-0		AWAY		0-2-0		3-5-0		3-3-0											
0-2-0		0-0-0		0-0-0		NEUTRAL		0-0-0		0-2-0		0-0-0											
12-18-0		0-6-0		0-1-0		NON-CONFERENCE		1-6-0		1-3-0		10-2-0											
11-10-0		0-1-0		0-1-0		HOME		1-4-0		0-2-0		10-2-0											
1-8-0		0-5-0		0-0-		AWAY		0-2-0		1-1-0		0-0-0											
0-0-0		0-0-0		0-0-0		NEUTRAL		0-0-0		0-0-0		0-0-0											
12-14-0		0-0-0		0-0-0		CONFERENCE		0-0-0		4-10-0		8-4-0											
7-5-0		0-0-0		0-0-0		HOME		0-0-0		2-4-0		5-1-0											
5-7-0		0-0-0		0-0-0		AWAY		0-0-0		2-4-0		3-3-0											
0-2-0		0-0-0		0-0-0		NEUTRAL		0-0-0		0-2-0		0-0-0											
RPI	S	Opponent		Score		RPI	S	Opponent		Score		RPI	S	Opponent		Score							
5	A	North Carolina		2	11	27	H	North Carolina St.		2	6	79	A	Liberty		6	16	109	A	UNCG		8	12
10	A	Wake Forest		1	14							79	H	Liberty		0	1	109	H	UNCG		3	10
10	H	Wake Forest		1	13							81	A	East Carolina		2	7	120	A	William & Mary		7	6
15	A	Clemson		5	13							81	H	East Carolina		7	11	120	A	William & Mary		6	14
15	A	Clemson		0	1							87	H	Ga. Southern		1	5	120	A	William & Mary		2	8
15	A	Clemson		0	3							87	H	Ga. Southern		0	7	120	N	William & Mary		2	5
												87	H	Ga. Southern		8	6	127	H	Delaware		2	3
																		127	H	Delaware		15	2
																		127	H	Delaware		2	11
																		130	A	High Point		14	8
																		130	H	High Point		3	5
																		138	H	UNCW		5	3
																		138	H	UNCW		5	6
																		138	H	UNCW		2	3
																		147	A	Col. of Charleston		3	5
																		147	A	Col. of Charleston		2	11
																		147	A	Col. of Charleston		6	4
																		147	N	Col. of Charleston		0	1
																		155	H	Radford		10	1
																		164	H	Northeastern		6	0
																		164	H	Northeastern		11	6
																		164	H	Northeastern		2	9
																		214	H	VMI		4	10
																		214	H	VMI		3	2
																		214	H	VMI		8	3
																		240	H	James Madison		9	2
																		240	H	James Madison		3	0
LAST 10 GAMES																							
				147	N	Col. of Charleston		0	1	138	H	UNCW		2	3	214	H	VMI		4	10		
				120	N	William & Mary		2	5	138	H	UNCW		5	6	214	H	VMI		3	2		
				274	H	Bowling Green		9	2	79	A	Liberty		6	16	214	H	VMI		8	3		
				274	H	Bowling Green		12	11	271	A	Hofstra		4	5	240	H	James Madison		9	2		
				138	H	UNCW		5	3	271	A	Hofstra		4	7	240	H	James Madison		3	0		

Non-Div. I Games:

Elon

RPI	S	Opponent	Score	
240	H	James Madison	7	1
246	A	Towson	8	1
246	A	Towson	10	11
246	A	Towson	5	4
254	H	Massachusetts	5	1
254	H	Massachusetts	3	0
254	H	Massachusetts	4	3
258	H	Longwood	7	0
258	H	Longwood	10	5
258	H	Longwood	5	9
271	A	Hofstra	4	7
271	A	Hofstra	8	1
271	A	Hofstra	4	5
274	H	Bowling Green	12	11
274	H	Bowling Green	9	2

Elon

E
l
o
n

E
l
o
n

Average RPI Win: 221		WON-LOST	WINNING	LAST 10	STRENGTH OF		OPP. STRENGTH	TEAM	ADJ		CONF.	ADJ CONF.
Average RPI Loss: 150		RECORD	PCT. RANK	GAMES	SCHEDULE		OF SCHEDULE	RPI	RPI		RPI	RPI
DIV. I ONLY		27-28-0	.49091	159	3-7-0		267	234	211		10	10
DIV. I NON-CONF.		23-14-0	.62162	67	1-1-0		295	275	186		16	16
TOTALS		RPI 1-25	RPI 26-50		W-L RECORDS		RPI 51-100		RPI 101-150		RPI 150+	
27-28-0		0-0-0	1-2-0		OVERALL		2-8-0		1-0-0		23-18-0	
9-9-0		0-0-0	1-2-0		HOME		0-0-0		1-0-0		7-7-0	
11-17-0		0-0-0	0-0-0		AWAY		1-8-0		0-0-0		10-9-0	
7-2-0		0-0-0	0-0-0		NEUTRAL		1-0-0		0-0-0		6-2-0	
23-14-0		0-0-0	0-0-0		NON-CONFERENCE		2-2-0		1-0-0		20-12-0	
7-2-0		0-0-0	0-0-0		HOME		0-0-0		1-0-0		6-2-0	
9-10-0		0-0-0	0-0-		AWAY		1-2-0		0-0-0		8-8-0	
7-2-0		0-0-0	0-0-0		NEUTRAL		1-0-0		0-0-0		6-2-0	
4-14-0		0-0-0	1-2-0		CONFERENCE		0-6-0		0-0-0		3-6-0	
2-7-0		0-0-0	1-2-0		HOME		0-0-0		0-0-0		1-5-0	
2-7-0		0-0-0	0-0-0		AWAY		0-6-0		0-0-0		2-1-0	
0-0-0		0-0-0	0-0-0		NEUTRAL		0-0-0		0-0-0		0-0-0	
RPI S	Opponent	Score	RPI S	Opponent	Score	RPI S	Opponent	Score	RPI S	Opponent	Score	
			46 H	St. John's (NY)	1 7	71 A	Xavier	1 13	126 H	Cornell	3 1	
			46 H	St. John's (NY)	8 9	71 A	Xavier	2 17	151 H	Butler	1 7	
			46 H	St. John's (NY)	13 5	71 A	Xavier	2 6	151 H	Butler	13 6	
						84 N	Boston College	4 3	151 H	Butler	0 5	
						93 A	Seton Hall	2 11	158 N	Central Mich.	7 9	
						93 A	Seton Hall	5 10	159 A	UMBC	5 8	
						93 A	Seton Hall	4 5	159 H	UMBC	2 10	
						94 A	Davidson	6 5	163 N	Ball St.	3 0	
						94 A	Davidson	4 9	165 A	Wofford	11 18	
						94 A	Davidson	1 8	168 H	Creighton	9 11	
									168 H	Creighton	5 7	
									168 H	Creighton	4 6	
									186 A	Gardner-Webb	1 8	
									186 A	Gardner-Webb	3 4	
									186 A	Gardner-Webb	4 2	
									190 A	George Washington	6 4	
									190 H	George Washington	8 7	
									192 A	George Mason	7 3	
									192 A	George Mason	4 2	
									192 A	George Mason	1 11	
									202 A	Navy	11 3	
									202 H	Navy	2 6	
									219 A	Brown	10 11	
									219 A	Brown	0 2	
									219 A	Brown	3 2	
									223 N	Western Mich.	12 8	
									249 A	Villanova	7 0	
LAST 10 GAMES												
			71 A	Xavier	2 6	151 H	Butler	1 7				
			71 A	Xavier	1 13	151 H	Butler	13 6				
			71 A	Xavier	2 17	290 H	UMES	8 5				
			159 A	UMBC	5 8	46 H	St. John's (NY)	8 9				
			151 H	Butler	0 5	46 H	St. John's (NY)	13 5				

Non-Div. I Games:

Georgetown

Georgetown

[illegible]

Non-Div. I Games:

Valparaiso

RPI	S	Opponent	Score	
253	H	Milwaukee	5	4
263	H	Northern Ill.	8	2
268	A	Illinois St.	4	3
278	A	Youngstown St.	7	9
278	A	Youngstown St.	10	7
278	A	Youngstown St.	5	6
278	H	Youngstown St.	3	4
278	H	Youngstown St.	6	2
284	A	Chicago St.	13	1
284	H	Chicago St.	10	3

Saint Joseph's

Through Games Of June 27, 2017 (FINAL)

Average RPI Win:	205	WON-LOST	WINNING	LAST 10	STRENGTH OF	OPP. STRENGTH	TEAM	ADJ	CONF.	ADJ CONF.	
Average RPI Loss:	153	RECORD	PCT. RANK	GAMES	SCHEDULE	OF SCHEDULE	RPI	RPI	RPI	RPI	
DIV. I ONLY	21-25-0	.45652	186	7-3-0	223	200	213	.46778	213	22	22
DIV. I NON-CONF.	9-13-0	.40909	210	1-0-0	193	181	216	.46921	216	23	23
<hr/>											
TOTALS	RPI 1-25	RPI 26-50		W-L RECORDS		RPI 51-100		RPI 101-150		RPI 150+	
21-25-0	0-1-0	0-3-0		OVERALL		2-5-0		2-2-0		17-14-0	
14-5-0	0-0-0	0-0-0		HOME		0-0-0		1-0-0		13-5-0	
7-15-0	0-0-0	0-1-0		AWAY		2-5-0		1-1-0		4-8-0	
0-5-0	0-1-0	0-2-0		NEUTRAL		0-0-0		0-1-0		0-1-0	
9-13-0	0-1-0	0-3-0		NON-CONFERENCE		0-1-0		2-2-0		7-6-0	
6-1-0	0-0-0	0-0-0		HOME		0-0-0		1-0-0		5-1-0	
3-7-0	0-0-0	0-0-		AWAY		0-1-0		1-1-0		2-4-0	
0-5-0	0-1-0	0-2-0		NEUTRAL		0-0-0		0-1-0		0-1-0	
12-12-0	0-0-0	0-0-0		CONFERENCE		2-4-0		0-0-0		10-8-0	
8-4-0	0-0-0	0-0-0		HOME		0-0-0		0-0-0		8-4-0	
4-8-0	0-0-0	0-0-0		AWAY		2-4-0		0-0-0		2-4-0	
0-0-0	0-0-0	0-0-0		NEUTRAL		0-0-0		0-0-0		0-0-0	
RPI	S	Opponent	Score	RPI	S	Opponent	Score	RPI	S	Opponent	Score
9	N	Kentucky	9 16	36	N	Yale	9 13	51	A	Old Dominion	6 7
				42	N	UConn	0 11	94	A	Davidson	7 1
				44	A	Maryland	5 11	94	A	Davidson	7 10
								94	A	Davidson	3 5
								96	A	VCU	6 7
								96	A	VCU	8 6
								96	A	VCU	4 5

Non-Div. I Games:

Saint Joseph's

RPI	S	Opponent	Score	
257	H	Richmond	1	0
270	H	Dayton	4	1
270	H	Dayton	6	4
270	H	Dayton	7	1
281	H	La Salle	1	5
281	H	La Salle	3	2
281	H	La Salle	3	5
292	H	Lafayette	11	1

Saint Joseph's

S
a
i
n
t
J
o
s
e
p
h
'
s

S
a
i
n
t
J
o
s
e
p
h
'
s

RPI	S	Opponent	Score	
190	H	George Washington	13	8
190	H	George Washington	10	0
190	H	George Washington	5	6
192	N	George Mason	1	21
210	A	Elon	10	4
210	A	Elon	2	3
210	A	Elon	3	8
235	H	Bucknell	0	4
235	H	Bucknell	6	1
235	H	Bucknell	10	2
239	A	The Citadel	2	4
239	A	The Citadel	0	3
239	A	The Citadel	4	1
239	N	The Citadel	8	0
240	A	James Madison	6	1
240	H	James Madison	7	6
247	H	Quinnipiac	5	8
247	H	Quinnipiac	13	7
247	H	Quinnipiac	9	5
257	H	Richmond	6	3
258	A	Longwood	6	4
258	H	Longwood	4	3

VMI

Average RPI Win: 156		WON-LOST	WINNING	LAST 10	STRENGTH OF		OPP. STRENGTH	TEAM	ADJ		CONF.	ADJ CONF.
Average RPI Loss: 130		RECORD	PCT. RANK	GAMES	SCHEDULE		OF SCHEDULE	RPI	RPI		RPI	RPI
DIV. I ONLY		22-33-0	.4	231	4-6-0		153	126	214		9	9
DIV. I NON-CONF.		12-12-0	.5	142	1-0-0		146	140	162		10	10
TOTALS		RPI 1-25	RPI 26-50		W-L RECORDS		RPI 51-100		RPI 101-150		RPI 150+	
22-33-0		0-0-0	1-5-0		OVERALL		5-10-0		5-3-0		11-15-0	
14-13-0		0-0-0	0-1-0		HOME		3-6-0		5-3-0		6-3-0	
6-17-0		0-0-0	1-4-0		AWAY		2-4-0		0-0-0		3-9-0	
2-3-0		0-0-0	0-0-0		NEUTRAL		0-0-0		0-0-0		2-3-0	
12-12-0		0-0-0	1-2-0		NON-CONFERENCE		3-6-0		2-0-0		6-4-0	
7-5-0		0-0-0	0-1-0		HOME		1-2-0		2-0-0		4-2-0	
3-5-0		0-0-0	1-0-		AWAY		2-4-0		0-0-0		0-0-0	
2-2-0		0-0-0	0-0-0		NEUTRAL		0-0-0		0-0-0		2-2-0	
10-21-0		0-0-0	0-3-0		CONFERENCE		2-4-0		3-3-0		5-11-0	
7-8-0		0-0-0	0-0-0		HOME		2-4-0		3-3-0		2-1-0	
3-12-0		0-0-0	0-3-0		AWAY		0-0-0		0-0-0		3-9-0	
0-1-0		0-0-0	0-0-0		NEUTRAL		0-0-0		0-0-0		0-1-0	
RPI S	Opponent	Score	RPI S	Opponent	Score	RPI S	Opponent	Score	RPI S	Opponent	Score	
			29 H	Oklahoma	4 5	56 H	BYU	3 2	101 H	UT Arlington	1 7	
			32 A	South Ala.	9 19	60 H	Coastal Caro.	0 4	101 H	UT Arlington	2 1	
			32 A	South Ala.	0 7	60 H	Coastal Caro.	5 8	101 H	UT Arlington	7 10	
			32 A	South Ala.	6 16	60 H	Coastal Caro.	0 17	108 H	Troy	3 5	
			37 A	Ole Miss	2 0	63 A	Jacksonville	5 2	108 H	Troy	3 2	
			37 A	Ole Miss	0 1	63 A	Jacksonville	2 7	108 H	Troy	9 3	
						63 A	Jacksonville	8 9	115 H	Furman	5 0	
						72 A	Minnesota	1 9	134 H	Marshall	8 3	
						72 A	Minnesota	7 5	156 H	Kennesaw St.	7 10	
						76 A	Georgia Tech	5 12	173 A	Texas St.	11 7	
						76 H	Georgia Tech	0 7	173 A	Texas St.	9 10	
						77 H	Mercer	4 11	173 A	Texas St.	11 8	
						87 H	Ga. Southern	3 13	180 A	Arkansas St.	5 10	
						87 H	Ga. Southern	9 7	180 A	Arkansas St.	1 14	
						87 H	Ga. Southern	7 6	180 A	Arkansas St.	2 4	
									180 A	Arkansas St.	4 21	
									183 A	Appalachian St.	1 6	
									183 A	Appalachian St.	8 6	
									183 A	Appalachian St.	1 13	
									218 H	Northern Ky.	7 8	
									218 H	Northern Ky.	12 4	
									218 H	Northern Ky.	10 6	
									223 H	Western Mich.	6 4	
									224 A	Little Rock	4 6	
									224 A	Little Rock	1 16	
									224 A	Little Rock	3 8	
									234 N	Army West Point	3 0	
LAST 10 GAMES			180 N	Arkansas St.	4 21	224 A	Little Rock	4 6	224 A	Little Rock	4 6	
			87 H	Ga. Southern	3 13	224 A	Little Rock	3 8	224 A	Little Rock	1 16	
			87 H	Ga. Southern	7 6	287 H	Savannah St.	3 0	224 A	Little Rock	3 8	
			87 H	Ga. Southern	9 7	173 A	Texas St.	11 8	224 A	Little Rock	3 8	
			224 A	Little Rock	1 16	173 A	Texas St.	9 10	234 N	Army West Point	3 0	

Non-Div. I Games:

Georgia St.

RPI	S	Opponent	Score	
234	N	Army West Point	5	2
255	H	La.-Monroe	4	3
255	H	La.-Monroe	6	1
255	H	La.-Monroe	3	4
274	N	Bowling Green	3	6
274	N	Bowling Green	1	4
287	H	Savannah St.	3	0

Georgia St.

G
e
o
r
g
i
a
S
t
.

G
e
o
r
g
i
a
S
t
.

Average RPI Win:		221	WON-LOST RECORD		WINNING PCT. RANK		LAST 10 GAMES		STRENGTH OF SCHEDULE		OPP. STRENGTH OF SCHEDULE		TEAM RPI		ADJ RPI		CONF. RPI		ADJ CONF. RPI				
Average RPI Loss:		105																					
DIV. I ONLY			28-28-0		.5		152		2-8-0		238		168		216		.46708		216				
DIV. I NON-CONF.			18-14-0		.5625		107		0-1-0		272		216		236		.45763		235				
TOTALS		RPI 1-25		RPI 26-50		W-L RECORDS		RPI 51-100		RPI 101-150		RPI 150+											
28-28-0		0-2-0		1-9-0		OVERALL		1-5-0		3-2-0		23-10-0											
19-14-0		0-1-0		0-3-0		HOME		1-0-0		2-2-0		16-8-0											
8-11-0		0-0-0		1-5-0		AWAY		0-4-0		1-0-0		6-2-0											
1-3-0		0-1-0		0-1-0		NEUTRAL		0-1-0		0-0-0		1-0-0											
18-14-0		0-2-0		1-5-0		NON-CONFERENCE		1-1-0		2-0-0		14-6-0											
15-9-0		0-1-0		0-3-0		HOME		1-0-0		1-0-0		13-5-0											
3-4-0		0-0-0		1-0-		AWAY		0-1-0		1-0-0		1-1-0											
0-1-0		0-1-0		0-0-0		NEUTRAL		0-0-0		0-0-0		0-0-0											
10-14-0		0-0-0		0-4-0		CONFERENCE		0-4-0		1-2-0		9-4-0											
4-5-0		0-0-0		0-0-0		HOME		0-0-0		1-2-0		3-3-0											
5-7-0		0-0-0		0-3-0		AWAY		0-3-0		0-0-0		5-1-0											
1-2-0		0-0-0		0-1-0		NEUTRAL		0-1-0		0-0-0		1-0-0											
RPI	S	Opponent		Score		RPI	S	Opponent		Score		RPI	S	Opponent		Score		RPI	S	Opponent		Score	
18	N	Vanderbilt		0	10	35	A	FGCU		6	9	63	A	Jacksonville		5	6	117	A	Middle Tenn.		16	2
22	H	Missouri St.		4	6	35	A	FGCU		7	14	63	A	Jacksonville		3	5	117	H	Middle Tenn.		3	2
						35	A	FGCU		3	4	63	A	Jacksonville		1	2	128	H	North Florida		8	1
						35	N	FGCU		1	3	63	N	Jacksonville		2	8	128	H	North Florida		5	7
						39	A	Auburn		8	7	88	A	Tennessee Tech		1	10	128	H	North Florida		1	11
						39	A	Auburn		0	8	88	H	Tennessee Tech		11	9	156	H	Kennesaw St.		1	0
						39	A	Auburn		4	5							156	H	Kennesaw St.		13	2
						40	H	Michigan		0	5							156	H	Kennesaw St.		1	4
						40	H	Michigan		2	8							157	H	Stetson		1	4
						40	H	Michigan		3	4							157	H	Stetson		3	6
																		157	H	Stetson		3	2
																		157	N	Stetson		8	6
																		160	H	Belmont		7	9
																		170	A	Austin Peay		11	14
																		170	H	Austin Peay		2	3
																		181	H	Northwestern		10	6
																		221	H	UT Martin		3	7
																		243	H	Oakland		3	2
																		243	H	Oakland		11	16
																		243	H	Oakland		7	3
																		245	A	Western Ky.		10	4
																		260	H	Evansville		5	10
																		260	H	Evansville		4	3
																		260	H	Evansville		4	1
																		262	A	USC Upstate		5	3
																		262	A	USC Upstate		7	16
																		262	A	USC Upstate		19	4
LAST 10 GAMES																							
35 N FGCU						1	3	157 H Stetson						3	2	260 H Evansville						5	10
157 N Stetson						8	6	170 H Austin Peay						2	3	260 H Evansville						4	1
63 N Jacksonville						2	8	35 A FGCU						6	9	262 A USC Upstate						5	3
157 H Stetson						1	4	35 A FGCU						7	14	262 A USC Upstate						7	16
157 H Stetson						3	6	35 A FGCU						3	4	262 A USC Upstate						19	4

Non-Div. I Games:

Lipscomb

RPI	S	Opponent	Score	
268	H	Illinois St.	3	1
268	H	Illinois St.	8	3
268	H	Illinois St.	10	8
274	H	Bowling Green	2	0
289	A	NJIT	8	3
289	A	NJIT	11	2
289	A	NJIT	15	10
293	H	Mississippi Val.	9	3
293	H	Mississippi Val.	11	1
293	H	Mississippi Val.	9	3
297	H	Alabama A&M	9	4

Lipscomb

L
i
p
s
c
o
m
b

L
i
p
s
c
o
m
b

Average RPI Win:		230	WON-LOST		WINNING		LAST 10		STRENGTH OF		OPP. STRENGTH		TEAM	ADJ		CONF.	ADJ CONF.	
Average RPI Loss:		166	RECORD		PCT. RANK		GAMES		SCHEDULE		OF SCHEDULE		RPI	RPI		RPI	RPI	
DIV. I ONLY			24-24-0		.5	152	2-5-0		280		255		218	.46599		217	26	26
DIV. I NON-CONF.			12-11-0		.52174	130	0-1-0		257		206		143	.50198		143	25	25
TOTALS		RPI 1-25		RPI 26-50		W-L RECORDS		RPI 51-100		RPI 101-150		RPI 150+						
24-24-0		1-4-0		0-0-0		OVERALL		0-0-0		2-6-0		21-14-0						
11-4-0		0-0-0		0-0-0		HOME		0-0-0		0-0-0		11-4-0						
11-19-0		1-4-0		0-0-0		AWAY		0-0-0		2-5-0		8-8-0						
2-1-0		0-0-0		0-0-0		NEUTRAL		0-0-0		0-1-0		2-0-0						
12-11-0		1-4-0		0-0-0		NON-CONFERENCE		0-0-0		1-3-0		10-4-0						
2-1-0		0-0-0		0-0-0		HOME		0-0-0		0-0-0		2-1-0						
8-10-0		1-4-0		0-0-		AWAY		0-0-0		1-3-0		6-3-0						
2-0-0		0-0-0		0-0-0		NEUTRAL		0-0-0		0-0-0		2-0-0						
12-13-0		0-0-0		0-0-0		CONFERENCE		0-0-0		1-3-0		11-10-0						
9-3-0		0-0-0		0-0-0		HOME		0-0-0		0-0-0		9-3-0						
3-9-0		0-0-0		0-0-0		AWAY		0-0-0		1-2-0		2-7-0						
0-1-0		0-0-0		0-0-0		NEUTRAL		0-0-0		0-1-0		0-0-0						
RPI	S	Opponent		Score		RPI	S	Opponent		Score		RPI	S	Opponent		Score		
16	A	Virginia		3	5							122	A	Virginia Tech		3	8	
16	A	Virginia		8	5							134	A	Marshall		6	9	
24	A	Baylor		3	6							134	A	Marshall		9	3	
24	A	Baylor		3	7							134	A	Marshall		4	5	
24	A	Baylor		6	21							148	A	Canisius		6	7	
												148	A	Canisius		2	5	
												148	A	Canisius		4	3	
												148	N	Canisius		0	8	
												153	A	St. Bonaventure		2	7	
												153	H	St. Bonaventure		1	5	
												153	H	St. Bonaventure		2	1	
												169	H	Fairfield		1	4	
												169	H	Fairfield		11	7	
												169	H	Fairfield		6	5	
												207	A	Monmouth		5	6	
												207	A	Monmouth		6	8	
												207	A	Monmouth		6	4	
												225	A	Rider		1	2	
												225	A	Rider		5	6	
												225	A	Rider		1	2	
												227	H	Siena		3	12	
												227	H	Siena		3	5	
												227	H	Siena		7	4	
												230	A	Buffalo		9	10	
												230	H	Buffalo		22	15	
												292	A	Lafayette		14	5	
												292	A	Lafayette		7	8	
												247	H	Quinnipiac		17	8	
												247	H	Quinnipiac		2	1	
LAST 10 GAMES																		

Non-Div. I Games:

Niagara

RPI	S	Opponent	Score	
247	H	Quinnipiac	10	2
250	A	Norfolk St.	6	1
250	A	Norfolk St.	4	0
250	A	Norfolk St.	9	0
266	A	Manhattan	5	6
266	A	Manhattan	10	2
266	A	Manhattan	2	4
274	A	Bowling Green	3	2
274	A	Bowling Green	3	1
281	N	La Salle	9	0
281	N	La Salle	8	5
292	A	Lafayette	14	5
292	A	Lafayette	7	8
299	H	Saint Peter's	3	2
299	H	Saint Peter's	8	1
299	H	Saint Peter's	7	0

Niagara

N
i
a
g
a
r
a

N
i
a
g
a
r
a

Average RPI Win:		214	WON-LOST RECORD		WINNING PCT. RANK	LAST 10 GAMES		STRENGTH OF SCHEDULE		OPP. STRENGTH OF SCHEDULE	TEAM RPI	ADJ RPI	CONF. RPI	ADJ CONF. RPI
Average RPI Loss:		168												
DIV. I ONLY		24-33-0			.42105	218		232		249	219	.46592	218	24
DIV. I NON-CONF.		6-18-0			.25	263		244		173	250	.44248	250	24
TOTALS		RPI 1-25	RPI 26-50		W-L RECORDS		RPI 51-100		RPI 101-150		RPI 150+			
24-33-0		0-2-0	0-0-0		OVERALL		4-10-0		0-0-0		20-21-0			
10-7-0		0-0-0	0-0-0		HOME		2-3-0		0-0-0		8-4-0			
13-24-0		0-2-0	0-0-0		AWAY		2-6-0		0-0-0		11-16-0			
1-2-0		0-0-0	0-0-0		NEUTRAL		0-1-0		0-0-0		1-1-0			
6-18-0		0-2-0	0-0-0		NON-CONFERENCE		1-2-0		0-0-0		5-14-0			
0-2-0		0-0-0	0-0-0		HOME		0-0-0		0-0-0		0-2-0			
6-16-0		0-2-0	0-0-		AWAY		1-2-0		0-0-0		5-12-0			
0-0-0		0-0-0	0-0-0		NEUTRAL		0-0-0		0-0-0		0-0-0			
18-15-0		0-0-0	0-0-0		CONFERENCE		3-8-0		0-0-0		15-7-0			
10-5-0		0-0-0	0-0-0		HOME		2-3-0		0-0-0		8-2-0			
7-8-0		0-0-0	0-0-0		AWAY		1-4-0		0-0-0		6-4-0			
1-2-0		0-0-0	0-0-0		NEUTRAL		0-1-0		0-0-0		1-1-0			
RPI S	Opponent	Score	RPI S	Opponent	Score	RPI S	Opponent	Score	RPI S	Opponent	Score	RPI S	Opponent	Score
6 A	Louisville	4 6				95 A	Cincinnati	1 9	154 A	Ohio St.	8 1			
9 A	Kentucky	1 10				95 A	Cincinnati	3 2	155 A	Radford	3 7			
						95 A	Cincinnati	7 13	155 A	Radford	5 10			
						99 A	Ill.-Chicago	2 5	155 A	Radford	10 5			
						99 A	Ill.-Chicago	0 4	178 A	Sacramento St.	0 2			
						99 A	Ill.-Chicago	2 7	178 A	Sacramento St.	5 6			
						99 H	Ill.-Chicago	6 2	178 A	Sacramento St.	0 10			
						99 H	Ill.-Chicago	3 5	178 A	Sacramento St.	11 12			
						100 A	Wright St.	13 10	212 A	Valparaiso	9 10			
						100 A	Wright St.	3 13	212 A	Valparaiso	7 8			
						100 H	Wright St.	3 7	212 A	Valparaiso	18 7			
						100 H	Wright St.	3 5	212 H	Valparaiso	4 17			
						100 H	Wright St.	7 2	212 H	Valparaiso	14 5			
						100 N	Wright St.	2 12	214 A	Georgia St.	6 10			
									214 A	Georgia St.	8 7			
									214 A	Georgia St.	4 12			
									220 A	Campbell	5 3			
									220 A	Campbell	5 8			
									220 A	Campbell	5 12			
									231 A	Miami (OH)	6 3			
									231 H	Miami (OH)	4 5			
									242 A	Eastern Ky.	8 10			
									242 H	Eastern Ky.	5 6			
						243 N	Oakland	5 12	243 A	Oakland	11 9			
						100 N	Wright St.	2 12	243 A	Oakland	7 6			
						253 N	Milwaukee	11 5	243 A	Oakland	12 11			
						243 A	Oakland	7 6	243 H	Oakland	12 7			
						243 A	Oakland	11 9						

Non-Div. I Games: Miami-Hamilton 15 1

Northern Ky.

N
o
r
t
h
e
r
n
K
y
.

N
o
r
t
h
e
r
n
K
y
.

Northern Ky.

Average RPI Win: 158		WON-LOST RECORD	WINNING PCT. RANK		LAST 10 GAMES		STRENGTH OF SCHEDULE		OPP. STRENGTH OF SCHEDULE		TEAM RPI	ADJ RPI		CONF. RPI	ADJ CONF. RPI				
Average RPI Loss: 125																			
DIV. I ONLY		13-24-0	.35135	252	3-7-0		123		190		220	.4646	219	14	14				
DIV. I NON-CONF.		7-10-0	.41176	209	1-1-0		86		222		174	.48805	173	9	9				
TOTALS		RPI 1-25		RPI 26-50		W-L RECORDS		RPI 51-100		RPI 101-150		RPI 150+							
13-24-0		0-0-0		1-6-0		OVERALL		0-1-0		3-8-0		9-9-0							
8-10-0		0-0-0		0-2-0		HOME		0-0-0		0-2-0		8-6-0							
5-14-0		0-0-0		1-4-0		AWAY		0-1-0		3-6-0		1-3-0							
0-0-0		0-0-0		0-0-0		NEUTRAL		0-0-0		0-0-0		0-0-0							
7-10-0		0-0-0		0-3-0		NON-CONFERENCE		0-1-0		0-3-0		7-3-0							
6-2-0		0-0-0		0-0-0		HOME		0-0-0		0-0-0		6-2-0							
1-8-0		0-0-0		0-0-		AWAY		0-1-0		0-3-0		1-1-0							
0-0-0		0-0-0		0-0-0		NEUTRAL		0-0-0		0-0-0		0-0-0							
6-14-0		0-0-0		1-3-0		CONFERENCE		0-0-0		3-5-0		2-6-0							
2-8-0		0-0-0		0-2-0		HOME		0-0-0		0-2-0		2-4-0							
4-6-0		0-0-0		1-1-0		AWAY		0-0-0		3-3-0		0-2-0							
0-0-0		0-0-0		0-0-0		NEUTRAL		0-0-0		0-0-0		0-0-0							
RPI	S	Opponent		Score		RPI	S	Opponent		Score		RPI	S	Opponent		Score			
				33	A	Texas A&M	4	6	68	A	Rhode Island	2	5	116	A	Dartmouth	1	3	
				33	A	Texas A&M	2	3						116	A	Dartmouth	1	7	
				33	A	Texas A&M	1	5						116	A	Dartmouth	1	5	
				36	A	Yale	2	10						116	A	Dartmouth	9	8	
				36	A	Yale	12	1						126	A	Cornell	8	1	
				36	H	Yale	4	5						126	A	Cornell	7	4	
				36	H	Yale	4	5						129	H	Columbia	5	9	
														129	H	Columbia	1	3	
														143	A	Nicholls St.	1	3	
														143	A	Nicholls St.	3	4	
														143	A	Nicholls St.	1	4	
														162	H	Bryant	5	4	
														162	H	Bryant	5	3	
														162	H	Bryant	4	3	
														162	H	Bryant	2	7	
														171	H	Albany (NY)	13	5	
														182	A	UMass Lowell	8	7	
														182	A	UMass Lowell	0	3	
														187	A	Princeton	5	11	
														187	A	Princeton	2	3	
														189	H	Harvard	6	7	
														189	H	Harvard	2	3	
														189	H	Harvard	3	4	
														189	H	Harvard	7	3	
														204	H	Penn	8	6	
														204	H	Penn	2	4	
														211	H	Georgetown	2	0	
LAST 10 GAMES																			
				36	H	Yale	4	5	189	H	Harvard	6	7	189	H	Harvard	3	4	
				36	H	Yale	4	5	189	H	Harvard	2	3	189	H	Harvard	7	3	
				36	A	Yale	12	1	189	H	Harvard	7	3	204	H	Penn	8	6	
				36	A	Yale	2	10	182	A	UMass Lowell	8	7	204	H	Penn	2	4	
				189	H	Harvard	3	4	182	A	UMass Lowell	0	3	211	H	Georgetown	2	0	

Non-Div. I Games:

Brown

RPI	S	Opponent	Score	
211	H	Georgetown	2	3
211	H	Georgetown	11	10

Brown

B
r
o
w
n

B
r
o
w
n

Average RPI Win:	189	WON-LOST RECORD	WINNING PCT. RANK	LAST 10 GAMES	STRENGTH OF SCHEDULE	OPP. STRENGTH OF SCHEDULE	TEAM RPI	ADJ RPI	CONF. RPI	ADJ CONF. RPI		
DIV. I ONLY		25-32-0	.4386	202	4-6-0	213	150	222	.46427	220	19	19
DIV. I NON-CONF.		15-16-0	.48387	156	1-1-0	238	151	221	.46679	221	18	18
<hr/>												
TOTALS	RPI 1-25	RPI 26-50		W-L RECORDS		RPI 51-100		RPI 101-150		RPI 150+		
25-32-0	0-1-0	1-0-0		OVERALL		2-12-0		5-4-0		17-15-0		
14-16-0	0-0-0	0-0-0		HOME		0-2-0		2-0-0		12-14-0		
11-12-0	0-1-0	1-0-0		AWAY		2-8-0		3-2-0		5-1-0		
0-4-0	0-0-0	0-0-0		NEUTRAL		0-2-0		0-2-0		0-0-0		
15-16-0	0-1-0	1-0-0		NON-CONFERENCE		0-7-0		4-1-0		10-7-0		
9-9-0	0-0-0	0-0-0		HOME		0-2-0		2-0-0		7-7-0		
6-5-0	0-1-0	1-0-		AWAY		0-4-0		2-0-0		3-0-0		
0-2-0	0-0-0	0-0-0		NEUTRAL		0-1-0		0-1-0		0-0-0		
10-16-0	0-0-0	0-0-0		CONFERENCE		2-5-0		1-3-0		7-8-0		
5-7-0	0-0-0	0-0-0		HOME		0-0-0		0-0-0		5-7-0		
5-7-0	0-0-0	0-0-0		AWAY		2-4-0		1-2-0		2-1-0		
0-2-0	0-0-0	0-0-0		NEUTRAL		0-1-0		0-1-0		0-0-0		
RPI	S	Opponent	Score	RPI	S	Opponent	Score	RPI	S	Opponent	Score	
5	A	North Carolina	1 7	27	A	North Carolina St.	9 8	78	N	Michigan St.	1 3	
								79	A	Liberty	7 4	
								79	A	Liberty	1 7	
								79	A	Liberty	3 4	
								81	A	East Carolina	6 14	
								81	H	East Carolina	0 10	
								87	A	Ga. Southern	8 9	
								87	A	Ga. Southern	2 8	
								90	A	Winthrop	2 3	
								90	A	Winthrop	5 7	
								90	A	Winthrop	11 5	
								90	N	Winthrop	3 4	
								91	A	Duke	0 9	
								91	H	Duke	10 12	

Non-Div. I Games:

Campbell

RPI	S	Opponent	Score	
238	H	Charleston So.	6	0
238	H	Charleston So.	6	12
247	H	Quinnipiac	10	7
247	H	Quinnipiac	5	7
247	H	Quinnipiac	11	6
252	A	N.C. Central	15	4
252	A	N.C. Central	4	2
257	A	Richmond	5	4
258	H	Longwood	5	7
258	H	Longwood	9	4
258	H	Longwood	11	0
260	H	Evansville	2	6
260	H	Evansville	8	1
260	H	Evansville	9	13

Campbell

C
a
m
p
b
e
l
l

C
a
m
p
b
e
l
l

U
T
M
a
r
t
i
n

UT Martin						Through Games Of June 27, 2017 (FINAL)															
Average RPI Win:		211	WON-LOST RECORD		WINNING PCT. RANK	LAST 10 GAMES		STRENGTH OF SCHEDULE		OPP. STRENGTH OF SCHEDULE		TEAM RPI		ADJ RPI		CONF. RPI		ADJ CONF. RPI			
DIV. I ONLY		22-29-0		.43137	212	3-7-0		202		221		221		.4636		221		18		18	
DIV. I NON-CONF.		10-10-0		.5	142	0-1-0		259		272		223		.46467		224		19		19	
TOTALS		RPI 1-25		RPI 26-50		W-L RECORDS		RPI 51-100		RPI 101-150		RPI 150+									
22-29-0		0-2-0		0-0-0		OVERALL		0-7-0		4-8-0		18-12-0									
13-10-0		0-0-0		0-0-0		HOME		0-3-0		4-2-0		9-5-0									
9-15-0		0-2-0		0-0-0		AWAY		0-3-0		0-4-0		9-6-0									
0-4-0		0-0-0		0-0-0		NEUTRAL		0-1-0		0-2-0		0-1-0									
10-10-0		0-2-0		0-0-0		NON-CONFERENCE		0-4-0		0-3-0		10-1-0									
7-1-0		0-0-0		0-0-0		HOME		0-0-0		0-0-0		7-1-0									
3-6-0		0-2-0		0-0-		AWAY		0-3-0		0-1-0		3-0-0									
0-3-0		0-0-0		0-0-0		NEUTRAL		0-1-0		0-2-0		0-0-0									
12-19-0		0-0-0		0-0-0		CONFERENCE		0-3-0		4-5-0		8-11-0									
6-9-0		0-0-0		0-0-0		HOME		0-3-0		4-2-0		2-4-0									
6-9-0		0-0-0		0-0-0		AWAY		0-0-0		0-3-0		6-6-0									
0-1-0		0-0-0		0-0-0		NEUTRAL		0-0-0		0-0-0		0-1-0									
RPI	S	Opponent		Score		RPI	S	Opponent		Score		RPI	S	Opponent		Score					
9	A	Kentucky		0	8							103	H	Morehead St.		18	6				
18	A	Vanderbilt		0	11							88	H	Tennessee Tech		3	4				
												88	H	Tennessee Tech		6	14				
												88	H	Tennessee Tech		6	9				
												100	A	Wright St.		0	14				
												100	A	Wright St.		3	4				
												100	A	Wright St.		5	12				
												111	H	Jacksonville St.		4	5				
												111	H	Jacksonville St.		5	8				
												111	H	Jacksonville St.		7	2				
												115	A	Furman		3	11				
												119	N	Memphis		6	7				
												135	N	Presbyterian		2	3				
												136	A	Southeast Mo. St.		1	14				
												136	A	Southeast Mo. St.		4	5				
												136	A	Southeast Mo. St.		4	13				
												160	H	Belmont		6	8				
												160	H	Belmont		5	8				
												160	H	Belmont		7	4				
												170	H	Austin Peay		5	8				
												170	H	Austin Peay		10	8				
												170	H	Austin Peay		4	19				
												170	N	Austin Peay		2	6				
												177	A	Murray St.		5	8				
												177	A	Murray St.		4	14				
												177	A	Murray St.		9	3				
												198	A	Eastern Ill.		17	14				
												198	A	Eastern Ill.		8	9				
												198	A	Eastern Ill.		15	3				
												216	A	Lipscomb		7	3				
												228	A	SIUE		3	2				
Non-Div. I Games:		Union (TN)		9	2	Union (TN)		6	12	Bethel (TN)		19	13	Christian Bros.		9	8				
														UT Martin							

U
T
M
a
r
t
i
n

RPI	S	Opponent	Score	
228	A	SIUE	3	1
228	A	SIUE	9	5
230	H	Buffalo	2	10
230	H	Buffalo	14	0
230	H	Buffalo	4	3
242	A	Eastern Ky.	2	3
242	A	Eastern Ky.	0	3
242	A	Eastern Ky.	3	11
260	A	Evansville	12	4
260	H	Evansville	9	8
283	H	Ark.-Pine Bluff	7	1
283	H	Ark.-Pine Bluff	4	2
283	H	Ark.-Pine Bluff	10	8
297	A	Alabama A&M	6	0
297	H	Alabama A&M	12	2

UT Martin

U
T
M
a
r
t
i
n

U
T
M
a
r
t
i
n

Average RPI Win:		184	WON-LOST RECORD		WINNING PCT. RANK		LAST 10 GAMES		STRENGTH OF SCHEDULE		OPP. STRENGTH OF SCHEDULE		TEAM RPI		ADJ RPI		CONF. RPI		ADJ CONF. RPI	
DIV. I ONLY			19-35-1		.35455	251	4-6-0		149		141		224		.46137	222	17		17	
DIV. I NON-CONF.			9-17-0		.34615	241	2-4-0		103		121		207		.47243	207	14		14	
TOTALS		RPI 1-25		RPI 26-50		W-L RECORDS		RPI 51-100		RPI 101-150		RPI 150+								
19-35-1		0-3-0		0-1-0		OVERALL		4-12-1		3-10-0		12-9-0								
13-11-1		0-1-0		0-1-0		HOME		4-3-1		1-1-0		8-5-0								
6-24-0		0-2-0		0-0-0		AWAY		0-9-0		2-9-0		4-4-0								
0-0-0		0-0-0		0-0-0		NEUTRAL		0-0-0		0-0-0		0-0-0								
9-17-0		0-3-0		0-1-0		NON-CONFERENCE		3-3-0		2-8-0		4-2-0								
7-4-0		0-1-0		0-1-0		HOME		3-0-0		1-1-0		3-1-0								
2-13-0		0-2-0		0-0-		AWAY		0-3-0		1-7-0		1-1-0								
0-0-0		0-0-0		0-0-0		NEUTRAL		0-0-0		0-0-0		0-0-0								
10-18-1		0-0-0		0-0-0		CONFERENCE		1-9-1		1-2-0		8-7-0								
6-7-1		0-0-0		0-0-0		HOME		1-3-1		0-0-0		5-4-0								
4-11-0		0-0-0		0-0-0		AWAY		0-6-0		1-2-0		3-3-0								
0-0-0		0-0-0		0-0-0		NEUTRAL		0-0-0		0-0-0		0-0-0								
RPI	S	Opponent		Score		RPI	S	Opponent		Score		RPI	S	Opponent		Score				
13	A	Stanford		3	4	40	H	Michigan		2	6	56	H	BYU		3	2			
13	H	Stanford		3	9							56	H	BYU		4	2			
25	A	Cal St. Fullerton		1	6							65	A	UCLA		2	3			
												65	A	UCLA		1	10			
												70	A	Saint Mary's (CA)		6	11			
												70	H	Saint Mary's (CA)		6	5			
												73	A	San Diego St.		3	7			
												73	A	San Diego St.		1	5			
												73	A	San Diego St.		4	5			
												73	H	San Diego St.		3	5			
												73	H	San Diego St.		5	6			
												73	H	San Diego St.		4	8			
												74	A	New Mexico		8	16			
												74	A	New Mexico		1	11			
												74	A	New Mexico		3	8			
												74	H	New Mexico		2	1			
												74	H	New Mexico		5	5			
LAST 10 GAMES																				
259	A	UNLV		10	6	137	A	San Francisco		2	3	233	H	Northern Colo.		0	1			
259	A	UNLV		4	12	137	A	San Francisco		0	15	233	H	Northern Colo.		5	4			
259	A	UNLV		7	4	133	A	Grand Canyon		5	8	244	A	Pacific		10	12			
137	H	San Francisco		7	6	133	A	Grand Canyon		9	8	244	H	Pacific		9	2			
137	H	San Francisco		2	7	73	H	San Diego St.		5	6	259	A	UNLV		10	6			

Non-Div. I Games:

San Jose St.

RPI	S	Opponent	Score	
259	A	UNLV	4	12
259	A	UNLV	7	4
259	H	UNLV	6	5
259	H	UNLV	9	5
259	H	UNLV	1	7
261	A	Santa Clara	13	8
261	H	Santa Clara	4	2

San Jose St.

S
a
n
J
o
s
e
S
t
.

S
a
n
J
o
s
e
S
t
.

Average RPI Win:	195	WON-LOST	WINNING	LAST 10	STRENGTH OF	OPP. STRENGTH	TEAM	ADJ	CONF.	ADJ CONF.	
Average RPI Loss:	176	RECORD	PCT. RANK	GAMES	SCHEDULE	OF SCHEDULE	RPI	RPI	RPI	RPI	
DIV. I ONLY	23-29-0	.44231	195	5-5-0	268	196	225	.46086	223	23	23
DIV. I NON-CONF.	10-15-0	.4	214	0-1-0	227	157	201	.47569	201	20	20
<hr/>											
TOTALS	RPI 1-25	RPI 26-50		W-L RECORDS		RPI 51-100		RPI 101-150		RPI 150+	
23-29-0	0-0-0	1-1-0		OVERALL		1-2-0		1-4-0		20-22-0	
8-7-0	0-0-0	0-0-0		HOME		0-0-0		1-2-0		7-5-0	
10-18-0	0-0-0	0-1-0		AWAY		1-1-0		0-2-0		9-14-0	
5-4-0	0-0-0	1-0-0		NEUTRAL		0-1-0		0-0-0		4-3-0	
<hr/>											
10-15-0	0-0-0	1-1-0		NON-CONFERENCE		1-2-0		1-4-0		7-8-0	
1-2-0	0-0-0	0-0-0		HOME		0-0-0		1-2-0		0-0-0	
5-11-0	0-0-0	0-0-		AWAY		1-1-0		0-2-0		4-7-0	
4-2-0	0-0-0	1-0-0		NEUTRAL		0-1-0		0-0-0		3-1-0	
<hr/>											
13-14-0	0-0-0	0-0-0		CONFERENCE		0-0-0		0-0-0		13-14-0	
7-5-0	0-0-0	0-0-0		HOME		0-0-0		0-0-0		7-5-0	
5-7-0	0-0-0	0-0-0		AWAY		0-0-0		0-0-0		5-7-0	
1-2-0	0-0-0	0-0-0		NEUTRAL		0-0-0		0-0-0		1-2-0	
<hr/>											
RPI	S	Opponent	Score	RPI	S	Opponent	Score	RPI	S	Opponent	Score
40	A	Michigan	4 6	76	A	Georgia Tech	3 8	121	A	Notre Dame	2 10
42	N	UConn	4 3	78	A	Michigan St.	3 2	136	H	Southeast Mo. St.	5 8
				78	N	Michigan St.	6 7	136	H	Southeast Mo. St.	6 12
								136	H	Southeast Mo. St.	8 6
								142	A	Illinois	3 13
								156	A	Kennesaw St.	4 17
								157	A	Stetson	5 3
								158	A	Central Mich.	5 7
								158	A	Central Mich.	4 10
								158	A	Central Mich.	11 2
								158	N	Central Mich.	5 16
								163	H	Ball St.	9 12
								163	H	Ball St.	5 16
								163	H	Ball St.	3 18
								164	N	Northeastern	14 7
								171	A	ETSU	11 1
								171	A	ETSU	8 12
								171	A	ETSU	7 12
								181	A	Northwestern	4 11
								185	H	Ohio	13 17
								185	H	Ohio	9 0
								185	H	Ohio	3 2
LAST 10 GAMES											
191	N	Eastern Mich.	6 12	230	H	Buffalo	6 5	191	H	Eastern Mich.	2 6
158	N	Central Mich.	5 16	121	A	Notre Dame	2 10	191	H	Eastern Mich.	4 3
191	N	Eastern Mich.	6 5	274	A	Bowling Green	15 7	191	H	Eastern Mich.	6 1
230	H	Buffalo	7 3	274	A	Bowling Green	5 8	191	N	Eastern Mich.	6 12
230	H	Buffalo	7 2	274	A	Bowling Green	3 4	191	N	Eastern Mich.	6 5

Non-Div. I Games:	Grace (IN)	9	1
-------------------	------------	---	---

Western Mich.

RPI	S	Opponent	Score	
211	N	Georgetown	8	12
213	N	Saint Joseph's	9	2
214	A	Georgia St.	4	6
229	A	Toledo	0	1
229	A	Toledo	4	1
229	A	Toledo	8	9
230	H	Buffalo	7	2
230	H	Buffalo	6	5
230	H	Buffalo	7	3
231	A	Miami (OH)	3	4
231	A	Miami (OH)	8	4
231	A	Miami (OH)	4	0
243	A	Oakland	0	3
249	N	Villanova	11	6
260	A	Evansville	5	6
260	A	Evansville	11	2
260	A	Evansville	4	3
274	A	Bowling Green	5	8
274	A	Bowling Green	3	4
274	A	Bowling Green	15	7

Western Mich.

W
e
s
t
e
r
n
M
i
c
h
.

W
e
s
t
e
r
n
M
i
c
h
.

Average RPI Win: 183		WON-LOST	WINNING	LAST 10	STRENGTH OF		OPP. STRENGTH	TEAM	ADJ		CONF.	ADJ CONF.			
Average RPI Loss: 113		RECORD	PCT. RANK	GAMES	SCHEDULE		OF SCHEDULE	RPI	RPI		RPI	RPI			
DIV. I ONLY		21-34-0	.38182	237	5-5-0		151	171	226	.46058	224	9	9		
DIV. I NON-CONF.		10-15-0	.4	214	1-1-0		147	255	228	.46088	227	10	10		
TOTALS		RPI 1-25	RPI 26-50		W-L RECORDS		RPI 51-100		RPI 101-150		RPI 150+				
21-34-0		0-0-0	1-7-0		OVERALL		1-9-0		5-7-0		14-11-0				
15-13-0		0-0-0	0-1-0		HOME		0-4-0		3-4-0		12-4-0				
5-20-0		0-0-0	1-6-0		AWAY		1-5-0		1-3-0		2-6-0				
1-1-0		0-0-0	0-0-0		NEUTRAL		0-0-0		1-0-0		0-1-0				
10-15-0		0-0-0	0-5-0		NON-CONFERENCE		0-4-0		3-3-0		7-3-0				
8-5-0		0-0-0	0-1-0		HOME		0-1-0		2-2-0		6-1-0				
1-10-0		0-0-0	0-0-		AWAY		0-3-0		0-1-0		1-2-0				
1-0-0		0-0-0	0-0-0		NEUTRAL		0-0-0		1-0-0		0-0-0				
11-19-0		0-0-0	1-2-0		CONFERENCE		1-5-0		2-4-0		7-8-0				
7-8-0		0-0-0	0-0-0		HOME		0-3-0		1-2-0		6-3-0				
4-10-0		0-0-0	1-2-0		AWAY		1-2-0		1-2-0		1-4-0				
0-1-0		0-0-0	0-0-0		NEUTRAL		0-0-0		0-0-0		0-1-0				
RPI	S	Opponent	Score	RPI	S	Opponent	Score	RPI	S	Opponent	Score	RPI	S	Opponent	Score
				29	A	Oklahoma	5 10	55	H	Louisiana	4 9	101	A	UT Arlington	0 2
				32	A	South Ala.	11 5	55	H	Louisiana	3 5	101	A	UT Arlington	5 10
				32	A	South Ala.	3 8	55	H	Louisiana	4 7	101	A	UT Arlington	9 4
				32	A	South Ala.	3 5	75	A	Oral Roberts	3 8	108	H	Troy	10 3
				37	A	Ole Miss	4 5	75	A	Oral Roberts	3 4	108	H	Troy	3 6
				47	A	Louisiana Tech	2 4	75	A	Oral Roberts	4 10	108	H	Troy	6 7
				47	H	Louisiana Tech	6 10	75	H	Oral Roberts	1 8	113	A	Central Ark.	3 12
				49	A	Missouri	8 11	87	A	Ga. Southern	2 9	113	H	Central Ark.	1 5
								87	A	Ga. Southern	11 4	113	N	Central Ark.	11 6
								87	A	Ga. Southern	0 5	123	H	Purdue	4 6
												123	H	Purdue	13 0
												123	H	Purdue	2 0
												152	A	SFA	8 3
												152	A	SFA	4 6
												152	A	SFA	2 5
												152	H	SFA	10 4
												173	H	Texas St.	6 5
												173	H	Texas St.	9 4
												173	H	Texas St.	3 7
												173	N	Texas St.	2 3
												180	A	Arkansas St.	2 19
												180	A	Arkansas St.	8 9
												183	H	Appalachian St.	6 7
												183	H	Appalachian St.	6 2
												183	H	Appalachian St.	2 3
												214	H	Georgia St.	8 3
												214	H	Georgia St.	16 1
				LAST 10 GAMES											
				173	N	Texas St.	2 3	214	H	Georgia St.	6 4	183	H	Appalachian St.	6 7
				180	A	Arkansas St.	2 19	214	H	Georgia St.	8 3	183	H	Appalachian St.	6 2
				180	A	Arkansas St.	8 9	241	H	Northwestern St.	13 1	183	H	Appalachian St.	2 3
				113	H	Central Ark.	1 5	32	A	South Ala.	3 5	214	H	Georgia St.	8 3
				214	H	Georgia St.	16 1	32	A	South Ala.	11 5	214	H	Georgia St.	16 1

Non-Div. I Games:

Little Rock

RPI	S	Opponent	Score	
214	H	Georgia St.	6	4
241	H	Northwestern St.	13	1
255	A	La.-Monroe	1	7
255	A	La.-Monroe	5	1
255	A	La.-Monroe	4	6
283	H	Ark.-Pine Bluff	1	2
298	H	Fort Wayne	5	1
298	H	Fort Wayne	3	2
298	H	Fort Wayne	17	2
298	H	Fort Wayne	9	5

Little Rock

L
i
t
t
l
e
R
o
c
k

L
i
t
t
l
e
R
o
c
k

Average RPI Win:	223	WON-LOST RECORD	WINNING PCT. RANK	LAST 10 GAMES	STRENGTH OF SCHEDULE	OPP. STRENGTH OF SCHEDULE	TEAM RPI	ADJ RPI	CONF. RPI	ADJ CONF. RPI		
DIV. I ONLY		24-28-1	.46226	182	6-4-0	270	251	227	.46008	225	26	26
DIV. I NON-CONF.		11-14-1	.44231	188	3-1-0	270	163	213	.47018	212	25	25
<hr/>												
TOTALS	RPI 1-25	RPI 26-50		W-L RECORDS		RPI 51-100		RPI 101-150		RPI 150+		
24-28-1	0-0-0	0-0-0		OVERALL		2-6-0		3-8-0		19-14-1		
9-8-0	0-0-0	0-0-0		HOME		0-1-0		0-0-0		9-7-0		
13-17-1	0-0-0	0-0-0		AWAY		2-5-0		3-6-0		8-6-1		
2-3-0	0-0-0	0-0-0		NEUTRAL		0-0-0		0-2-0		2-1-0		
11-14-1	0-0-0	0-0-0		NON-CONFERENCE		2-6-0		2-2-0		7-6-1		
2-3-0	0-0-0	0-0-0		HOME		0-1-0		0-0-0		2-2-0		
8-10-1	0-0-0	0-0-		AWAY		2-5-0		2-1-0		4-4-1		
1-1-0	0-0-0	0-0-0		NEUTRAL		0-0-0		0-1-0		1-0-0		
13-14-0	0-0-0	0-0-0		CONFERENCE		0-0-0		1-6-0		12-8-0		
7-5-0	0-0-0	0-0-0		HOME		0-0-0		0-0-0		7-5-0		
5-7-0	0-0-0	0-0-0		AWAY		0-0-0		1-5-0		4-2-0		
1-2-0	0-0-0	0-0-0		NEUTRAL		0-0-0		0-1-0		1-1-0		
RPI	S	Opponent	Score	RPI	S	Opponent	Score	RPI	S	Opponent	Score	
						58 A Charlotte	2 4	112 A Marist			1 10	
						58 A Charlotte	2 13	112 A Marist			3 1	
						58 A Charlotte	2 12	112 A Marist			1 5	
						58 A Charlotte	2 12	127 A Delaware			4 3	
						85 A Georgia	11 4	127 A Delaware			5 8	
						85 A Georgia	8 3	127 N Delaware			6 21	
						85 A Georgia	3 9	139 A Rutgers			7 2	
						93 H Seton Hall	0 9	148 A Canisius			3 4	
								148 A Canisius			0 9	
								148 A Canisius			0 7	
								148 N Canisius			8 11	
								155 A Radford			1 3	
								155 A Radford			5 11	
								155 A Radford			0 18	
								169 H Fairfield			6 5	
								169 H Fairfield			0 1	
								169 H Fairfield			1 9	
								187 A Princeton			7 7	
								207 H Monmouth			0 8	
								207 H Monmouth			11 4	
								207 H Monmouth			6 5	
								213 H Saint Joseph's			5 13	
						237 N Iona	2 5	217 H Niagara			2 1	
						266 N Manhattan	4 3	217 H Niagara			6 5	
						148 N Canisius	8 11	217 H Niagara			2 1	
						278 A Youngstown St.	7 5	220 A Campbell			12 7	
						278 A Youngstown St.	6 0	220 A Campbell			5 7	

Non-Div. I Games:

Rider

RPI	S	Opponent	Score	
237	A	Iona	4	6
237	A	Iona	2	7
237	A	Iona	10	8
237	N	Iona	2	5
266	H	Manhattan	5	7
266	H	Manhattan	6	8
266	H	Manhattan	6	1
266	N	Manhattan	4	3
272	H	Wagner	7	14
276	N	Delaware St.	4	2
278	A	Youngstown St.	6	2
278	A	Youngstown St.	7	5
278	A	Youngstown St.	6	0
289	H	NJIT	8	1
292	H	Lafayette	2	0
299	A	Saint Peter's	7	0
299	A	Saint Peter's	28	4
299	A	Saint Peter's	15	1

Rider

R
i
d
e
r

R
i
d
e
r

Average RPI Win:	265	WON-LOST RECORD	WINNING PCT. RANK	LAST 10 GAMES		STRENGTH OF SCHEDULE	OPP. STRENGTH OF SCHEDULE	TEAM RPI	ADJ RPI	CONF. RPI	ADJ CONF. RPI	
Average RPI Loss:	168											
DIV. I ONLY		30-17-1	.63542	48	7-3-0	293	286	217	.4591	226	31	31
DIV. I NON-CONF.		4-10-1	.3	253	2-1-0	149	65	227	.45538	237	31	31
<hr/>												
TOTALS	RPI 1-25	RPI 26-50		W-L RECORDS		RPI 51-100		RPI 101-150		RPI 150+		
30-17-1	0-0-0	0-3-0		OVERALL		0-1-0		2-5-1		28-8-0		
13-5-1	0-0-0	0-0-0		HOME		0-1-0		1-1-1		12-3-0		
13-9-0	0-0-0	0-3-0		AWAY		0-0-0		1-4-0		12-2-0		
4-3-0	0-0-0	0-0-0		NEUTRAL		0-0-0		0-0-0		4-3-0		
<hr/>												
4-10-1	0-0-0	0-3-0		NON-CONFERENCE		0-1-0		2-5-1		2-1-0		
1-3-1	0-0-0	0-0-0		HOME		0-1-0		1-1-1		0-1-0		
2-7-0	0-0-0	0-0-		AWAY		0-0-0		1-4-0		1-0-0		
1-0-0	0-0-0	0-0-0		NEUTRAL		0-0-0		0-0-0		1-0-0		
<hr/>												
26-7-0	0-0-0	0-0-0		CONFERENCE		0-0-0		0-0-0		26-7-0		
12-2-0	0-0-0	0-0-0		HOME		0-0-0		0-0-0		12-2-0		
11-2-0	0-0-0	0-0-0		AWAY		0-0-0		0-0-0		11-2-0		
3-3-0	0-0-0	0-0-0		NEUTRAL		0-0-0		0-0-0		3-3-0		
<hr/>												
RPI	S	Opponent	Score	RPI	S	Opponent	Score	RPI	S	Opponent	Score	
				35	A	FGCU	4 7					
				35	A	FGCU	1 5					
				35	A	FGCU	4 6					
						</						

J a c k s o n s t .

Jacksonson, S. T.

Jackson St.

Average RPI Win:	220	WON-LOST RECORD	WINNING PCT. RANK	LAST 10 GAMES	STRENGTH OF SCHEDULE	OPP. STRENGTH OF SCHEDULE	TEAM RPI	ADJ RPI	CONF. RPI	ADJ CONF. RPI			
DIV. I ONLY		20-28-2	.42 219	6-4-0	248	252	228	.45909	227	26	26		
DIV. I NON-CONF.		9-15-2	.38462 225	0-1-0	224	199	206	.47324	206	25	25		
<hr/>													
TOTALS	RPI 1-25	RPI 26-50		W-L RECORDS		RPI 51-100		RPI 101-150		RPI 150+			
20-28-2	0-0-0	0-3-0		OVERALL		1-2-0		3-7-1		16-16-1			
4-11-1	0-0-0	0-0-0		HOME		0-0-0		2-2-1		2-9-0			
16-14-1	0-0-0	0-3-0		AWAY		1-2-0		1-2-0		14-7-1			
0-3-0	0-0-0	0-0-0		NEUTRAL		0-0-0		0-3-0		0-0-0			
9-15-2	0-0-0	0-3-0		NON-CONFERENCE		1-2-0		1-3-1		7-7-1			
1-2-1	0-0-0	0-0-0		HOME		0-0-0		1-0-1		0-2-0			
8-10-1	0-0-0	0-0-		AWAY		1-2-0		0-0-0		7-5-1			
0-3-0	0-0-0	0-0-0		NEUTRAL		0-0-0		0-3-0		0-0-0			
11-13-0	0-0-0	0-0-0		CONFERENCE		0-0-0		2-4-0		9-9-0			
3-9-0	0-0-0	0-0-0		HOME		0-0-0		1-2-0		2-7-0			
8-4-0	0-0-0	0-0-0		AWAY		0-0-0		1-2-0		7-2-0			
0-0-0	0-0-0	0-0-0		NEUTRAL		0-0-0		0-0-0		0-0-0			
RPI	S	Opponent	Score	RPI	S	Opponent	Score	RPI	S	Opponent	Score		
26	A	UCF	6 17	62	A	Binghamton	1 22	112	A	Marist	3 4		
26	A	UCF	2 7	94	A	Davidson	8 11	112	A	Marist	2 9		
26	A	UCF	0 3	94	A	Davidson	8 4	112	A	Marist	6 5		
								116	H	Dartmouth	9 9		
								131	N	Pittsburgh	4 6		
								131	N	Pittsburgh	5 11		
								131	N	Pittsburgh	2 8		
								145	H	Central Conn. St.	5 4		
								148	H	Canisius	2 4		
								148	H	Canisius	2 7		
								148	H	Canisius	8 3		
								157	A	Stetson	0 9		
								157	A	Stetson	6 10		
								169	H	Fairfield	0 19		
								169	H	Fairfield	0 2		
								169	H	Fairfield	1 7		
								177	A	Murray St.	8 3		
								177	A	Murray St.	3 11		
								177	A	Murray St.	9 8		
								185	A	Ohio	4 6		
185	A	Ohio	4 2										
185	A	Ohio	4 7										
LAST 10 GAMES								185	A	Ohio	4 7		
112 A Marist				6	5	217 A Niagara				4	7	194 H Fordham	3 11
112 A Marist				3	4	62 A Binghamton				1	22	199 A Holy Cross	8 3
112 A Marist				2	9	299 A Saint Peter's				8	7	207 H Monmouth	5 4
217 A Niagara				5	3	299 A Saint Peter's				12	4	207 H Monmouth	6 5
217 A Niagara				12	3	299 A Saint Peter's				17	2	207 H Monmouth	0 11

Non-Div. I Games:

Siena

RPI	S	Opponent	Score	
217	A	Niagara	5	3
217	A	Niagara	12	3
217	A	Niagara	4	7
234	H	Army West Point	4	9
237	H	Iona	3	8
237	H	Iona	6	12
237	H	Iona	6	9
266	A	Manhattan	2	1
266	A	Manhattan	4	5
266	A	Manhattan	12	1
288	A	Fairleigh Dickinson	9	7
294	A	NYIT	6	0
294	A	NYIT	5	5
294	A	NYIT	5	3
299	A	Saint Peter's	8	7
299	A	Saint Peter's	12	4
299	A	Saint Peter's	17	2

Siena

S
i
e
n
a

S
i
e
n
a

SIUE				Through Games Of June 27, 2017 (FINAL)															
Average RPI Win: 214		WON-LOST RECORD		WINNING PCT. RANK		LAST 10 GAMES		STRENGTH OF SCHEDULE		OPP. STRENGTH OF SCHEDULE		TEAM RPI		ADJ RPI		CONF. RPI		ADJ CONF. RPI	
DIV. I ONLY		23-29-0		.44231 195		5-5-0		240		224		229		.45855 228		18		18	
DIV. I NON-CONF.		12-10-0		.54545 118		0-1-0		289		274		230		.46075 229		19		19	
TOTALS		RPI 1-25		RPI 26-50		W-L RECORDS		RPI 51-100		RPI 101-150		RPI 150+							
23-29-0		0-0-0		0-0-0		OVERALL		0-3-0		3-11-0		20-15-0							
14-9-0		0-0-0		0-0-0		HOME		0-0-0		2-2-0		12-7-0							
7-18-0		0-0-0		0-0-0		AWAY		0-3-0		1-9-0		6-6-0							
2-2-0		0-0-0		0-0-0		NEUTRAL		0-0-0		0-0-0		2-2-0							
12-10-0		0-0-0		0-0-0		NON-CONFERENCE		0-0-0		1-4-0		11-6-0							
6-2-0		0-0-0		0-0-0		HOME		0-0-0		0-1-0		6-1-0							
4-6-0		0-0-0		0-0-		AWAY		0-0-0		1-3-0		3-3-0							
2-2-0		0-0-0		0-0-0		NEUTRAL		0-0-0		0-0-0		2-2-0							
11-19-0		0-0-0		0-0-0		CONFERENCE		0-3-0		2-7-0		9-9-0							
8-7-0		0-0-0		0-0-0		HOME		0-0-0		2-1-0		6-6-0							
3-12-0		0-0-0		0-0-0		AWAY		0-3-0		0-6-0		3-3-0							
0-0-0		0-0-0		0-0-0		NEUTRAL		0-0-0		0-0-0		0-0-0							
RPI	S	Opponent	Score	RPI	S	Opponent	Score	RPI	S	Opponent	Score	RPI	S	Opponent	Score				
								88	A	Tennessee Tech	8	13	103	A	Morehead St.	15	28		
								88	A	Tennessee Tech	2	3	103	A	Morehead St.	3	16		
								88	A	Tennessee Tech	7	11	103	A	Morehead St.	4	16		
													111	A	Jacksonville St.	2	8		
													111	A	Jacksonville St.	1	3		
													111	A	Jacksonville St.	4	8		
													131	A	Pittsburgh	5	17		
													131	A	Pittsburgh	6	7		
													131	A	Pittsburgh	6	4		
													136	H	Southeast Mo. St.	7	5		
													136	H	Southeast Mo. St.	3	8		
													136	H	Southeast Mo. St.	15	10		
													141	A	Saint Louis	9	24		
													141	H	Saint Louis	3	12		
													160	A	Belmont	3	4		
													160	A	Belmont	5	8		
													160	A	Belmont	6	8		
													170	A	Austin Peay	10	3		
													170	A	Austin Peay	14	4		
													170	A	Austin Peay	7	4		
													177	H	Murray St.	9	18		
													177	H	Murray St.	8	1		
													177	H	Murray St.	6	5		
													185	N	Ohio	2	1		
													185	N	Ohio	4	6		
													185	N	Ohio	7	4		
													185	N	Ohio	1	2		
				LAST 10 GAMES															
				111	A	Jacksonville St.	4	8	198	H	Eastern Ill.	11	3	177	H	Murray St.	6	5	
				111	A	Jacksonville St.	1	3	141	A	Saint Louis	9	24	185	N	Ohio	2	1	
				111	A	Jacksonville St.	2	8	170	A	Austin Peay	14	4	185	N	Ohio	4	6	
				198	H	Eastern Ill.	13	16	170	A	Austin Peay	10	3	185	N	Ohio	7	4	
				198	H	Eastern Ill.	22	8	170	A	Austin Peay	7	4	185	N	Ohio	1	2	

Non-Div. I Games:

SIUE

RPI	S	Opponent	Score
198	H	Eastern Ill.	11 3
198	H	Eastern Ill.	13 16
198	H	Eastern Ill.	22 8
208	H	Bradley	7 10
221	H	UT Martin	5 9
221	H	UT Martin	1 3
221	H	UT Martin	2 3
242	H	Eastern Ky.	11 2
242	H	Eastern Ky.	11 2
242	H	Eastern Ky.	9 17
260	A	Evansville	8 7
260	H	Evansville	5 2
263	H	Northern Ill.	5 3
263	H	Northern Ill.	9 7
263	H	Northern Ill.	4 2
263	H	Northern Ill.	4 3
269	A	Western Ill.	4 21
269	H	Western Ill.	9 3
277	A	Seattle U	6 0
277	A	Seattle U	3 9
277	A	Seattle U	1 4
277	A	Seattle U	13 10

SIUE

T
o
l
e
d
o

Toledo				Through Games Of June 27, 2017 (FINAL)											
Average RPI Win: 210		WON-LOST	WINNING	LAST 10	STRENGTH OF		OPP. STRENGTH	TEAM	ADJ		CONF.	ADJ CONF.			
Average RPI Loss: 122		RECORD	PCT. RANK	GAMES	SCHEDULE		OF SCHEDULE	RPI	RPI		RPI	RPI			
DIV. I ONLY		17-41-0	.2931 275	3-7-0	124		206	230	.45853 229		23	23			
DIV. I NON-CONF.		7-24-0	.22581 273	0-1-0	29		131	187	.48169 187		20	20			
TOTALS		RPI 1-25	RPI 26-50		W-L RECORDS		RPI 51-100		RPI 101-150		RPI 150+				
17-41-0	0-6-0	0-1-0		OVERALL		1-16-0		1-2-0		15-16-0					
7-7-0	0-0-0	0-0-0		HOME		0-0-0		0-0-0		7-7-0					
7-28-0	0-6-0	0-1-0		AWAY		1-11-0		1-2-0		5-8-0					
3-6-0	0-0-0	0-0-0		NEUTRAL		0-5-0		0-0-0		3-1-0					
7-24-0	0-6-0	0-1-0		NON-CONFERENCE		1-11-0		1-2-0		5-4-0					
1-1-0	0-0-0	0-0-0		HOME		0-0-0		0-0-0		1-1-0					
4-19-0	0-6-0	0-0-		AWAY		1-8-0		1-2-0		2-2-0					
2-4-0	0-0-0	0-0-0		NEUTRAL		0-3-0		0-0-0		2-1-0					
10-17-0	0-0-0	0-0-0		CONFERENCE		0-5-0		0-0-0		10-12-0					
6-6-0	0-0-0	0-0-0		HOME		0-0-0		0-0-0		6-6-0					
3-9-0	0-0-0	0-0-0		AWAY		0-3-0		0-0-0		3-6-0					
1-2-0	0-0-0	0-0-0		NEUTRAL		0-2-0		0-0-0		1-0-0					
RPI S	Opponent	Score		RPI S	Opponent	Score		RPI S	Opponent	Score		RPI S	Opponent	Score	
6 A	Louisville	1	11	40 A	Michigan	0	12	57 A	Fla. Atlantic	6	4	121 A	Notre Dame	3	8
6 A	Louisville	4	5					57 A	Fla. Atlantic	8	11	142 A	Illinois	5	11
6 A	Louisville	2	17					57 A	Fla. Atlantic	3	10	142 A	Illinois	10	4
23 A	South Fla.	3	12					62 N	Binghamton	3	7	154 A	Ohio St.	8	11
23 A	South Fla.	3	4					62 N	Binghamton	3	9	158 H	Central Mich.	1	4
23 A	South Fla.	3	6					78 A	Michigan St.	1	11	158 H	Central Mich.	0	15
								84 N	Boston College	5	6	158 H	Central Mich.	11	7
								88 A	Tennessee Tech	0	2	163 A	Ball St.	6	7
								88 A	Tennessee Tech	0	10	163 A	Ball St.	5	10
								88 A	Tennessee Tech	5	7	163 A	Ball St.	3	5
								88 A	Tennessee Tech	2	10	163 N	Ball St.	15	5
								92 A	Kent St.	0	1	164 N	Northeastern	2	9
								92 A	Kent St.	2	3	191 A	Eastern Mich.	6	5
								92 A	Kent St.	1	10	191 A	Eastern Mich.	3	4
								92 N	Kent St.	3	6	191 A	Eastern Mich.	3	18
								92 N	Kent St.	0	7	200 N	Southern Ill.	10	2
								100 A	Wright St.	2	4	200 N	Southern Ill.	8	7
												223 H	Western Mich.	1	0
												223 H	Western Mich.	1	4
												223 H	Western Mich.	9	8
												230 H	Buffalo	4	3
												230 H	Buffalo	21	20
												230 H	Buffalo	7	6
												243 H	Oakland	8	5
												257 A	Richmond	6	4
												257 A	Richmond	9	15
												263 H	Northern Ill.	3	9
				LAST 10 GAMES											
				92 N	Kent St.	3	6	191 A	Eastern Mich.	3	18	230 H	Buffalo	7	6
				163 N	Ball St.	15	5	154 A	Ohio St.	8	11	243 H	Oakland	8	5
				92 N	Kent St.	0	7	158 H	Central Mich.	0	15	257 A	Richmond	6	4
				191 A	Eastern Mich.	6	5	158 H	Central Mich.	11	7	257 A	Richmond	9	15
				191 A	Eastern Mich.	3	4	158 H	Central Mich.	1	4	263 H	Northern Ill.	3	9

T
o
l
e
d
o

Non-Div. I Games:

Toledo

RPI	S	Opponent	Score	
263	H	Northern Ill.	4	7
263	H	Northern Ill.	2	16
270	A	Dayton	11	7
270	H	Dayton	1	4
274	A	Bowling Green	8	4
274	A	Bowling Green	20	4
274	A	Bowling Green	4	5

Toledo

T
o
l
e
d
o

T
o
l
e
d
o

Average RPI Win: 178		WON-LOST RECORD		WINNING PCT. RANK		LAST 10 GAMES		STRENGTH OF SCHEDULE		OPP. STRENGTH OF SCHEDULE		TEAM RPI		ADJ RPI		CONF. RPI		ADJ CONF. RPI	
DIV. I ONLY		17-34-0		.33333 260		2-8-0		194		240		231		.45757 230		23		23	
DIV. I NON-CONF.		9-18-0		.33333 243		1-1-0		114		244		155		.49561 155		20		20	
TOTALS		RPI 1-25		RPI 26-50		W-L RECORDS		RPI 51-100		RPI 101-150		RPI 150+							
17-34-0		0-0-0		2-5-0		OVERALL		1-2-0		1-2-0		13-25-0							
6-7-0		0-0-0		0-0-0		HOME		0-0-0		0-0-0		6-7-0							
11-27-0		0-0-0		2-5-0		AWAY		1-2-0		1-2-0		7-18-0							
0-0-0		0-0-0		0-0-0		NEUTRAL		0-0-0		0-0-0		0-0-0							
9-18-0		0-0-0		2-5-0		NON-CONFERENCE		0-0-0		1-2-0		6-11-0							
1-0-0		0-0-0		0-0-0		HOME		0-0-0		0-0-0		1-0-0							
8-18-0		0-0-0		2-0-		AWAY		0-0-0		1-2-0		5-11-0							
0-0-0		0-0-0		0-0-0		NEUTRAL		0-0-0		0-0-0		0-0-0							
8-16-0		0-0-0		0-0-0		CONFERENCE		1-2-0		0-0-0		7-14-0							
5-7-0		0-0-0		0-0-0		HOME		0-0-0		0-0-0		5-7-0							
3-9-0		0-0-0		0-0-0		AWAY		1-2-0		0-0-0		2-7-0							
0-0-0		0-0-0		0-0-0		NEUTRAL		0-0-0		0-0-0		0-0-0							
RPI S	Opponent	Score		RPI S	Opponent	Score		RPI S	Opponent	Score		RPI S	Opponent	Score					
				29 A	Oklahoma	10	16	92 A	Kent St.	1	9	148 A	Canisius	5	6				
				29 A	Oklahoma	0	1	92 A	Kent St.	0	14	148 A	Canisius	14	6				
				29 A	Oklahoma	0	11	92 A	Kent St.	9	2	148 A	Canisius	5	13				
				29 A	Oklahoma	1	5					153 A	St. Bonaventure	0	1				
				38 A	Sam Houston St.	5	3					153 A	St. Bonaventure	5	4				
				38 A	Sam Houston St.	5	20					163 H	Ball St.	6	5				
				38 A	Sam Houston St.	10	4					163 H	Ball St.	5	6				
												163 H	Ball St.	4	6				
												177 A	Murray St.	12	10				
												177 A	Murray St.	11	4				
												177 A	Murray St.	4	12				
												185 H	Ohio	3	5				
												185 H	Ohio	1	12				
												185 H	Ohio	0	3				
												191 H	Eastern Mich.	6	3				
												191 H	Eastern Mich.	0	4				
												191 H	Eastern Mich.	5	2				
												217 A	Niagara	15	22				
												217 H	Niagara	10	9				
												221 A	UT Martin	3	4				
												221 A	UT Martin	0	14				
												221 A	UT Martin	10	2				
LAST 10 GAMES																			
				223 A	Western Mich.	3	7	185 H	Ohio	1	12	223 A	Western Mich.	2	7				
				223 A	Western Mich.	2	7	185 H	Ohio	3	5	223 A	Western Mich.	3	7				
				223 A	Western Mich.	5	6	217 A	Niagara	15	22	223 A	Western Mich.	5	6				
				217 H	Niagara	10	9	231 A	Miami (OH)	3	5	229 A	Toledo	20	21				
				185 H	Ohio	0	3	231 A	Miami (OH)	1	0	229 A	Toledo	3	4				

Non-Div. I Games:

Buffalo

Buffalo

Buffalo

Buffalo

Average RPI Win: 212		WON-LOST RECORD		WINNING PCT. RANK		LAST 10 GAMES		STRENGTH OF SCHEDULE		OPP. STRENGTH OF SCHEDULE		TEAM RPI		ADJ RPI		CONF. RPI		ADJ CONF. RPI	
Average RPI Loss: 125		22-34-0		.39286 233		3-7-0		192		195		232		.45751 231		23		23	
DIV. I ONLY		22-34-0		.39286 233		3-7-0		192		195		232		.45751 231		23		23	
DIV. I NON-CONF.		14-18-0		.4375 192		0-1-0		115		96		164		.49194 164		20		20	
TOTALS		RPI 1-25		RPI 26-50		W-L RECORDS		RPI 51-100		RPI 101-150		RPI 150+							
22-34-0		0-11-0		0-0-0		OVERALL		4-5-0		1-0-0		17-18-0							
14-13-0		0-0-0		0-0-0		HOME		1-1-0		1-0-0		12-12-0							
6-21-0		0-11-0		0-0-0		AWAY		1-4-0		0-0-0		5-6-0							
2-0-0		0-0-0		0-0-0		NEUTRAL		2-0-0		0-0-0		0-0-0							
14-18-0		0-11-0		0-0-0		NON-CONFERENCE		3-3-0		1-0-0		10-4-0							
10-5-0		0-0-0		0-0-0		HOME		1-1-0		1-0-0		8-4-0							
2-13-0		0-11-0		0-0-0		AWAY		0-2-0		0-0-0		2-0-0							
2-0-0		0-0-0		0-0-0		NEUTRAL		2-0-0		0-0-0		0-0-0							
8-16-0		0-0-0		0-0-0		CONFERENCE		1-2-0		0-0-0		7-14-0							
4-8-0		0-0-0		0-0-0		HOME		0-0-0		0-0-0		4-8-0							
4-8-0		0-0-0		0-0-0		AWAY		1-2-0		0-0-0		3-6-0							
0-0-0		0-0-0		0-0-0		NEUTRAL		0-0-0		0-0-0		0-0-0							
RPI S	Opponent	Score		RPI S	Opponent	Score		RPI S	Opponent	Score		RPI S	Opponent	Score					
6 A	Louisville	5	6					71 A	Xavier	4	9	103 H	Morehead St.	8	0				
9 A	Kentucky	2	14					71 H	Xavier	7	0	151 H	Butler	4	8				
9 A	Kentucky	3	16					71 N	Xavier	12	6	158 A	Central Mich.	4	6				
9 A	Kentucky	4	6					92 A	Kent St.	2	1	158 A	Central Mich.	1	5				
12 A	Arkansas	0	7					92 A	Kent St.	1	2	158 A	Central Mich.	7	13				
12 A	Arkansas	1	5					92 A	Kent St.	1	5	171 H	ETSU	1	2				
12 A	Arkansas	1	11					95 A	Cincinnati	0	1	171 H	ETSU	4	2				
23 A	South Fla.	2	11					95 H	Cincinnati	6	8	171 H	ETSU	0	14				
23 A	South Fla.	2	7					100 N	Wright St.	4	3	185 A	Ohio	3	1				
23 A	South Fla.	1	5									185 A	Ohio	2	3				
23 A	South Fla.	2	3									185 A	Ohio	5	9				
												191 H	Eastern Mich.	5	7				
												191 H	Eastern Mich.	6	10				
												191 H	Eastern Mich.	6	2				
												218 A	Northern Ky.	5	4				
												218 H	Northern Ky.	3	6				
												223 H	Western Mich.	0	4				
												223 H	Western Mich.	4	3				
												223 H	Western Mich.	4	8				
												230 H	Buffalo	0	1				
												230 H	Buffalo	5	6				
												230 H	Buffalo	5	3				
												263 H	Northern Ill.	4	5				
												263 H	Northern Ill.	7	11				
												263 H	Northern Ill.	9	5				
												268 H	Illinois St.	8	6				
												268 H	Illinois St.	8	7				

Non-Div. I Games:

Miami (OH)

RPI	S	Opponent	Score	
268	H	Illinois St.	9	4
270	A	Dayton	16	9
270	H	Dayton	7	6
274	A	Bowling Green	1	3
274	A	Bowling Green	10	4
274	A	Bowling Green	9	6
281	H	La Salle	7	1
281	H	La Salle	15	2
281	H	La Salle	3	2

M
i
a
m
i
(
O
H
)

M
i
a
m
i
(
O
H
)

Miami (OH)

Average RPI Win: 227		WON-LOST RECORD		WINNING PCT. RANK		LAST 10 GAMES		STRENGTH OF SCHEDULE		OPP. STRENGTH OF SCHEDULE		TEAM RPI		ADJ RPI		CONF. RPI		ADJ CONF. RPI	
DIV. I ONLY		23-36-0		.38983 235		5-5-0		241		274		233		.45741 232		30		30	
DIV. I NON-CONF.		7-21-0		.25 263		0-1-0		217		258		246		.44669 246		27		27	
TOTALS		RPI 1-25		RPI 26-50		W-L RECORDS		RPI 51-100		RPI 101-150		RPI 150+							
23-36-0		0-0-0		2-4-0		OVERALL		0-1-0		2-10-0		19-21-0							
6-6-0		0-0-0		0-0-0		HOME		0-0-0		0-0-0		6-6-0							
15-28-0		0-0-0		2-4-0		AWAY		0-1-0		2-8-0		11-14-0							
2-2-0		0-0-0		0-0-0		NEUTRAL		0-0-0		0-2-0		2-0-0							
7-21-0		0-0-0		2-4-0		NON-CONFERENCE		0-1-0		0-4-0		5-12-0							
0-1-0		0-0-0		0-0-0		HOME		0-0-0		0-0-0		0-1-0							
7-20-0		0-0-0		2-0-		AWAY		0-1-0		0-4-0		5-11-0							
0-0-0		0-0-0		0-0-0		NEUTRAL		0-0-0		0-0-0		0-0-0							
16-15-0		0-0-0		0-0-0		CONFERENCE		0-0-0		2-6-0		14-9-0							
6-5-0		0-0-0		0-0-0		HOME		0-0-0		0-0-0		6-5-0							
8-8-0		0-0-0		0-0-0		AWAY		0-0-0		2-4-0		6-4-0							
2-2-0		0-0-0		0-0-0		NEUTRAL		0-0-0		0-2-0		2-0-0							
RPI	S	Opponent	Score	RPI	S	Opponent	Score	RPI	S	Opponent	Score	RPI	S	Opponent	Score				
35	A	FGCU	10 5	68	A	Rhode Island	4 6	145	A	Central Conn. St.	1 2								
35	A	FGCU	8 13					145	A	Central Conn. St.	6 2								
35	A	FGCU	3 9					145	A	Central Conn. St.	5 9								
35	A	FGCU	1 5					145	A	Central Conn. St.	5 11								
36	A	Yale	9 6					145	A	Central Conn. St.	1 9								
42	A	UConn	1 5					145	A	Central Conn. St.	4 3								
								145	N	Central Conn. St.	4 10								
								145	N	Central Conn. St.	3 6								
								149	A	Hawaii	1 4								
								149	A	Hawaii	2 8								
								149	A	Hawaii	5 6								
								149	A	Hawaii	3 6								
								162	A	Bryant	5 7								
								162	A	Bryant	5 8								
								162	H	Bryant	1 5								
								162	H	Bryant	5 4								
								162	H	Bryant	2 3								
								162	H	Bryant	12 3								
								162	N	Bryant	3 2								
								169	A	Fairfield	8 5								
								171	A	Albany (NY)	13 14								
								179	A	Stony Brook	3 9								
								179	A	Stony Brook	5 11								
								179	A	Stony Brook	5 6								
								179	H	Stony Brook	5 11								
								184	A	Hartford	8 9								
								194	A	Fordham	1 2								
LAST 10 GAMES																			
145	N	Central Conn. St.	3 6	256	A	LIU Brooklyn	3 1	179	A	Stony Brook	5 11								
272	N	Wagner	4 3	256	A	LIU Brooklyn	6 5	179	A	Stony Brook	5 6								
145	N	Central Conn. St.	4 10	256	A	LIU Brooklyn	7 9	179	H	Stony Brook	5 11								
162	N	Bryant	3 2	171	A	Albany (NY)	13 14	184	A	Hartford	8 9								
256	A	LIU Brooklyn	5 4	162	H	Bryant	2 3	194	A	Fordham	1 2								

Non-Div. I Games:

Sacred Heart

RPI	S	Opponent	Score	
194	A	Fordham	0	1
194	A	Fordham	1	8
256	A	LIU Brooklyn	6	5
256	A	LIU Brooklyn	7	9
256	A	LIU Brooklyn	3	1
256	A	LIU Brooklyn	5	4
272	H	Wagner	6	4
272	H	Wagner	3	4
272	H	Wagner	1	6
272	N	Wagner	4	3
277	A	Seattle U	12	5
277	A	Seattle U	4	6
277	A	Seattle U	3	6
277	A	Seattle U	6	3
288	H	Fairleigh Dickinson	8	13
288	H	Fairleigh Dickinson	15	9
288	H	Fairleigh Dickinson	6	5
288	H	Fairleigh Dickinson	6	5
294	A	NYIT	6	2
294	A	NYIT	6	0
294	A	NYIT	3	4
296	A	Mt. St. Mary's	0	7
296	A	Mt. St. Mary's	17	4
296	A	Mt. St. Mary's	19	7
296	A	Mt. St. Mary's	7	4

Sacred Heart

S
a
c
r
e
d
H
e
a
r
t

S
a
c
r
e
d
H
e
a
r
t

Average RPI Win: 233		WON-LOST	WINNING	LAST 10	STRENGTH OF		OPP. STRENGTH	TEAM	ADJ	CONF.	ADJ CONF.
Average RPI Loss: 161		RECORD	PCT. RANK	GAMES	SCHEDULE		OF SCHEDULE	RPI	RPI	RPI	RPI
DIV. I ONLY		21-27-0	.4375	206	7-3-0		221	264	223	.45628	233
DIV. I NON-CONF.		9-11-0	.45	184	1-0-0		176	268	169	.4825	183
TOTALS		RPI 1-25	RPI 26-50		W-L RECORDS		RPI 51-100		RPI 101-150		RPI 150+
21-27-0		0-0-0	0-0-0		OVERALL		0-4-0		2-11-0		19-12-0
12-5-0		0-0-0	0-0-0		HOME		0-0-0		0-0-0		12-5-0
7-18-0		0-0-0	0-0-0		AWAY		0-2-0		1-11-0		6-5-0
2-4-0		0-0-0	0-0-0		NEUTRAL		0-2-0		1-0-0		1-2-0
9-11-0		0-0-0	0-0-0		NON-CONFERENCE		0-4-0		1-5-0		8-2-0
4-1-0		0-0-0	0-0-0		HOME		0-0-0		0-0-0		4-1-0
5-8-0		0-0-0	0-0-		AWAY		0-2-0		1-5-0		4-1-0
0-2-0		0-0-0	0-0-0		NEUTRAL		0-2-0		0-0-0		0-0-0
12-16-0		0-0-0	0-0-0		CONFERENCE		0-0-0		1-6-0		11-10-0
8-4-0		0-0-0	0-0-0		HOME		0-0-0		0-0-0		8-4-0
2-10-0		0-0-0	0-0-0		AWAY		0-0-0		0-6-0		2-4-0
2-2-0		0-0-0	0-0-0		NEUTRAL		0-0-0		1-0-0		1-2-0
RPI S	Opponent	Score	RPI S	Opponent	Score	RPI S	Opponent	Score	RPI S	Opponent	Score
						54 A	Nebraska	2 8	125 A	New Mexico St.	3 10
						54 A	Nebraska	2 12	125 A	New Mexico St.	4 7
						56 N	BYU	0 6	125 A	New Mexico St.	2 6
						56 N	BYU	9 10	125 N	New Mexico St.	5 4
									133 A	Grand Canyon	3 12
									133 A	Grand Canyon	2 12
									133 A	Grand Canyon	0 7
									137 A	San Francisco	3 2
									137 A	San Francisco	6 7
									137 A	San Francisco	4 11
									137 A	San Francisco	3 8
									146 A	Wichita St.	4 10
									146 A	Wichita St.	5 11
									167 A	CSU Bakersfield	3 14
									167 A	CSU Bakersfield	1 10
									167 A	CSU Bakersfield	0 6
									167 N	CSU Bakersfield	5 8
									178 H	Sacramento St.	7 5
									178 H	Sacramento St.	9 5
									178 H	Sacramento St.	8 7
									178 N	Sacramento St.	1 10
									202 A	Air Force	13 11
									202 H	Air Force	9 8
									222 A	San Jose St.	1 0
									222 A	San Jose St.	4 5
									248 H	North Dakota St.	7 5
									248 H	North Dakota St.	4 7
Non-Div. I Games:			San Fran. St.	12 4	UC-Colo. Springs	10 6	Regis (CO)	4 5	MSU Denver	8 6	Northern Colo.
			MSU Denver	1 2	MSU Denver	0 4					

RPI	S	Opponent	Score	
248	H	North Dakota St.	7	6
248	H	North Dakota St.	8	2
251	A	UTRGV	6	5
251	A	UTRGV	5	4
251	A	UTRGV	5	6
264	H	Utah Valley	7	0
264	H	Utah Valley	1	6
264	H	Utah Valley	5	9
264	N	Utah Valley	6	4
277	H	Seattle U	12	14
277	H	Seattle U	11	10
277	H	Seattle U	1	10
280	A	Omaha	7	3
280	A	Omaha	9	4
284	H	Chicago St.	11	10
284	H	Chicago St.	10	0
284	H	Chicago St.	9	1

Northern Colo.

N
o
r
t
h
e
r
n
C
o
l
o
.

N
o
r
t
h
e
r
n
C
o
l
o
.

RPI	S	Opponent	Score	
205	N	Alabama St.	5	4
214	N	Georgia St.	0	3
214	N	Georgia St.	2	5
227	A	Siena	9	4
235	A	Bucknell	16	14
235	A	Bucknell	5	10
235	A	Bucknell	10	1
235	A	Bucknell	7	4
249	H	Villanova	3	8
256	H	LIU Brooklyn	14	6
266	H	Manhattan	6	8
266	H	Manhattan	7	5
274	N	Bowling Green	5	0
274	N	Bowling Green	0	5
282	A	Lehigh	8	5
282	A	Lehigh	3	16
282	A	Lehigh	4	3
282	A	Lehigh	4	5
292	A	Lafayette	5	4
292	A	Lafayette	6	10
292	A	Lafayette	10	5
292	A	Lafayette	10	9
294	H	NYIT	8	3

Army West Point

A
r
m
y
W
e
s
t
P
o
i
n
t

A
r
m
y
W
e
s
t
P
o
i
n
t

RPI	S	Opponent	Score	
202	N	Navy	4	1
214	A	VMI	4	0
214	A	VMI	1	6
214	A	VMI	2	10
234	H	Army West Point	10	5
234	H	Army West Point	1	10
234	H	Army West Point	4	7
234	H	Army West Point	14	16
254	N	Massachusetts	5	17
254	N	Massachusetts	11	9
254	N	Massachusetts	3	1
282	A	Lehigh	8	0
282	A	Lehigh	2	10
282	A	Lehigh	3	2
282	A	Lehigh	3	1
292	H	Lafayette	6	5
292	H	Lafayette	4	1
292	H	Lafayette	11	10
292	H	Lafayette	8	5

Bucknell

B
u
c
k
n
e
l
l

B
u
c
k
n
e
l
l

Average RPI Win:	259	WON-LOST	WINNING	LAST 10	STRENGTH OF	OPP. STRENGTH	TEAM	ADJ	CONF.	ADJ CONF.	
Average RPI Loss:	153	RECORD	PCT. RANK	GAMES	SCHEDULE	OF SCHEDULE	RPI	RPI	RPI	RPI	
DIV. I ONLY	22-24-0	.47826	171	8-2-0	273	276	236	.45502	236	28	29
DIV. I NON-CONF.	3-10-0	.23077	271	0-0-0	154	90	247	.44644	247	28	28
<hr/>											
TOTALS	RPI 1-25	RPI 26-50		W-L RECORDS		RPI 51-100		RPI 101-150		RPI 150+	
22-24-0	0-0-0	1-2-0		OVERALL		1-9-0		0-2-0		20-11-0	
10-5-0	0-0-0	0-0-0		HOME		1-2-0		0-0-0		9-3-0	
9-13-0	0-0-0	1-2-0		AWAY		0-6-0		0-0-0		8-5-0	
3-6-0	0-0-0	0-0-0		NEUTRAL		0-1-0		0-2-0		3-3-0	
<hr/>											
3-10-0	0-0-0	1-2-0		NON-CONFERENCE		0-3-0		0-2-0		2-3-0	
0-0-0	0-0-0	0-0-0		HOME		0-0-0		0-0-0		0-0-0	
1-6-0	0-0-0	1-0-		AWAY		0-3-0		0-0-0		0-1-0	
2-4-0	0-0-0	0-0-0		NEUTRAL		0-0-0		0-2-0		2-2-0	
<hr/>											
19-14-0	0-0-0	0-0-0		CONFERENCE		1-6-0		0-0-0		18-8-0	
10-5-0	0-0-0	0-0-0		HOME		1-2-0		0-0-0		9-3-0	
8-7-0	0-0-0	0-0-0		AWAY		0-3-0		0-0-0		8-4-0	
1-2-0	0-0-0	0-0-0		NEUTRAL		0-1-0		0-0-0		1-1-0	
<hr/>											
RPI	S	Opponent	Score	RPI	S	Opponent	Score	RPI	S	Opponent	Score
				48	A	Oklahoma St.	2 1	72	A	Minnesota	5 7
				48	A	Oklahoma St.	3 8	72	A	Minnesota	2 5
				48	A	Oklahoma St.	3 6	75	A	Oral Roberts	6 7
								75	A	Oral Roberts	5 11
								75	A	Oral Roberts	2 6
								75	H	Oral Roberts	5 14
								75	H	Oral Roberts	6 8
								75	H	Oral Roberts	5 2
								75	N	Oral Roberts	3 5
								80	A	Iowa	3 4




RPI	S	Opponent	Score	
298	A	Fort Wayne	10	5
298	A	Fort Wayne	12	3
298	A	Fort Wayne	11	2
298	H	Fort Wayne	10	6
298	H	Fort Wayne	1	0
298	H	Fort Wayne	12	2

South Dakota St.

S
o
u
t
h
D
a
k
o
t
a
S
t
.

S
o
u
t
h
D
a
k
o
t
a
S
t
.

I
o
n
a

 Tie,  Loss,  Non-Conf, S Site, H Home, A Away, N Neutral Page 410

I
o
n
a

RPI	S	Opponent	Score	
227	A	Siena	8	3
246	N	Towson	3	1
247	H	Quinnipiac	0	1
247	H	Quinnipiac	12	4
247	H	Quinnipiac	2	1
252	A	N.C. Central	5	7
252	A	N.C. Central	12	6
252	A	N.C. Central	3	1
266	H	Manhattan	4	1
266	H	Manhattan	1	4
266	H	Manhattan	5	2
266	N	Manhattan	5	1
282	A	Lehigh	5	7
290	A	UMES	3	4
290	A	UMES	2	0
290	A	UMES	1	6
294	A	NYIT	9	1
294	H	NYIT	13	4
299	A	Saint Peter's	16	1
299	A	Saint Peter's	15	5
299	H	Saint Peter's	8	3

I
o
n
a

Iona

[illegible]

Non-Div. I Games:

Charleston So.

RPI	S	Opponent	Score	
258	A	Longwood	2	7
258	A	Longwood	0	1
262	A	USC Upstate	1	5
262	H	USC Upstate	4	3
262	N	USC Upstate	4	10
271	H	Hofstra	9	3
271	H	Hofstra	4	1
271	H	Hofstra	8	7
276	H	Delaware St.	2	9
276	H	Delaware St.	3	1
276	H	Delaware St.	3	2
287	H	Savannah St.	7	5

Charleston So.

C
h
a
r
l
e
s
t
o
n
S
o
.

C
h
a
r
l
e
s
t
o
n
S
o
.

Average RPI Win:		174	WON-LOST RECORD		WINNING PCT. RANK		LAST 10 GAMES		STRENGTH OF SCHEDULE		OPP. STRENGTH OF SCHEDULE		TEAM RPI		ADJ RPI		CONF. RPI		ADJ CONF. RPI				
Average RPI Loss:		116																					
DIV. I ONLY			16-35-0		.31373 267		4-6-0		85		167		239		.45333 239		13		13				
DIV. I NON-CONF.			9-17-0		.34615 241		0-0-0		84		179		237		.45616 236		17		17				
TOTALS		RPI 1-25		RPI 26-50		W-L RECORDS		RPI 51-100		RPI 101-150		RPI 150+											
16-35-0		0-1-0		0-2-0		OVERALL		1-9-0		5-15-0		10-8-0											
13-19-0		0-1-0		0-1-0		HOME		1-7-0		3-3-0		9-7-0											
3-15-0		0-0-0		0-1-0		AWAY		0-2-0		2-12-0		1-0-0											
0-1-0		0-0-0		0-0-0		NEUTRAL		0-0-0		0-0-0		0-1-0											
9-17-0		0-1-0		0-2-0		NON-CONFERENCE		1-6-0		3-5-0		5-3-0											
8-12-0		0-1-0		0-1-0		HOME		1-4-0		3-3-0		4-3-0											
1-5-0		0-0-0		0-0-		AWAY		0-2-0		0-2-0		1-0-0											
0-0-0		0-0-0		0-0-0		NEUTRAL		0-0-0		0-0-0		0-0-0											
7-18-0		0-0-0		0-0-0		CONFERENCE		0-3-0		2-10-0		5-5-0											
5-7-0		0-0-0		0-0-0		HOME		0-3-0		0-0-0		5-4-0											
2-10-0		0-0-0		0-0-0		AWAY		0-0-0		2-10-0		0-0-0											
0-1-0		0-0-0		0-0-0		NEUTRAL		0-0-0		0-0-0		0-1-0											
RPI	S	Opponent		Score		RPI	S	Opponent		Score		RPI	S	Opponent		Score		RPI	S	Opponent		Score	
16	H	Virginia		6	10	31	A	South Carolina		5	12	60	H	Coastal Caro.		6	9	102	A	Samford		8	6
						31	H	South Carolina		1	15	66	H	Kansas		5	7	102	A	Samford		0	1
												77	H	Mercer		3	5	102	A	Samford		4	7
												77	H	Mercer		5	6	105	A	Western Caro.		3	4
												77	H	Mercer		1	2	105	A	Western Caro.		0	6
												79	H	Liberty		1	9	105	A	Western Caro.		1	14
												87	A	Ga. Southern		0	1	109	A	UNCG		5	2
												87	H	Ga. Southern		3	7	109	A	UNCG		5	15
												90	A	Winthrop		4	6	109	A	UNCG		2	8
												90	H	Winthrop		34	8	115	A	Furman		2	19
																		115	A	Furman		2	4
																		115	A	Furman		1	13
																		116	H	Dartmouth		2	7
																		116	H	Dartmouth		5	4
																		116	H	Dartmouth		8	7
																		116	H	Dartmouth		9	10
																		135	H	Presbyterian		9	8
																		147	A	Col. of Charleston		2	3
																		147	A	Col. of Charleston		1	3
																		147	H	Col. of Charleston		1	10
																		157	H	Stetson		2	9
																		157	H	Stetson		6	9
																		157	H	Stetson		5	1
																		165	H	Wofford		2	4
																		165	H	Wofford		4	7
																		165	H	Wofford		1	0
																		171	H	ETSU		9	10
																		171	H	ETSU		7	5
																		171	H	ETSU		9	10
LAST 10 GAMES																							
				214	N	VMI		0	8	109	A	UNCG		2	8	157	H	Stetson		5	1		
				165	H	Wofford		2	4	109	A	UNCG		5	2	165	H	Wofford		2	4		
				165	H	Wofford		4	7	171	H	ETSU		9	10	165	H	Wofford		4	7		
				165	H	Wofford		1	0	171	H	ETSU		4	1	165	H	Wofford		1	0		
				109	A	UNCG		5	15	171	H	ETSU		7	5	171	H	ETSU		9	10		

Non-Div. I Games:

The Citadel

RPI	S	Opponent	Score	
171	H	ETSU	4	1
171	H	ETSU	7	5
214	H	VMI	3	0
214	H	VMI	1	4
214	H	VMI	4	2
214	N	VMI	0	8
238	A	Charleston So.	8	6
238	H	Charleston So.	8	5
276	H	Delaware St.	4	0
276	H	Delaware St.	6	5
276	H	Delaware St.	1	7

The Citadel

T
h
e
C
i
t
a
d
e
l

T
h
e
C
i
t
a
d
e
l

Average RPI Win: 219		WON-LOST	WINNING	LAST 10	STRENGTH OF		OPP. STRENGTH	TEAM	ADJ		CONF.	ADJ CONF.			
Average RPI Loss: 157		RECORD	PCT. RANK	GAMES	SCHEDULE		OF SCHEDULE	RPI	RPI		RPI	RPI			
DIV. I ONLY		24-27-0	.47059	177	5-5-0		266	216	240	.45327	240	21			
DIV. I NON-CONF.		17-10-0	.62963	64	1-1-0		276	264	183	.48376	182	22			
TOTALS		RPI 1-25	RPI 26-50		W-L RECORDS		RPI 51-100		RPI 101-150		RPI 150+				
24-27-0		0-1-0	0-1-0		OVERALL		2-3-0		3-9-0		19-13-0				
16-10-0		0-0-0	0-0-0		HOME		0-1-0		3-3-0		13-6-0				
6-16-0		0-1-0	0-0-0		AWAY		2-2-0		0-6-0		4-7-0				
2-1-0		0-0-0	0-1-0		NEUTRAL		0-0-0		0-0-0		2-0-0				
17-10-0		0-1-0	0-1-0		NON-CONFERENCE		2-3-0		0-0-0		15-5-0				
9-5-0		0-0-0	0-0-0		HOME		0-1-0		0-0-0		9-4-0				
6-4-0		0-1-0	0-0-		AWAY		2-2-0		0-0-0		4-1-0				
2-1-0		0-0-0	0-1-0		NEUTRAL		0-0-0		0-0-0		2-0-0				
7-17-0		0-0-0	0-0-0		CONFERENCE		0-0-0		3-9-0		4-8-0				
7-5-0		0-0-0	0-0-0		HOME		0-0-0		3-3-0		4-2-0				
0-12-0		0-0-0	0-0-0		AWAY		0-0-0		0-6-0		0-6-0				
0-0-0		0-0-0	0-0-0		NEUTRAL		0-0-0		0-0-0		0-0-0				
RPI S	Opponent	Score		RPI S	Opponent	Score		RPI S	Opponent	Score		RPI S	Opponent	Score	
16 A	Virginia	2	7	46 N	St. John's (NY)	1	13	51 A	Old Dominion	4	3	120 A	William & Mary	8	14
								51 A	Old Dominion	8	9	120 A	William & Mary	6	7
								60 A	Coastal Caro.	11	3	120 A	William & Mary	7	8
								79 A	Liberty	1	5	127 H	Delaware	6	5
								79 H	Liberty	1	26	127 H	Delaware	12	8
												127 H	Delaware	2	10
												138 A	UNCW	5	7
												138 A	UNCW	2	6
												138 A	UNCW	1	4
												147 H	Col. of Charleston	11	12
												147 H	Col. of Charleston	4	8
												147 H	Col. of Charleston	6	5
												164 A	Northeastern	2	6
												164 A	Northeastern	6	7
												164 A	Northeastern	3	4
												165 A	Wofford	5	1
												192 A	George Mason	4	3
												192 H	George Mason	6	7
												196 N	N.C. A&T	5	1
												197 N	UNC Asheville	25	9
												210 A	Elon	0	3
												210 A	Elon	1	7
												210 A	Elon	2	9
												214 A	VMI	6	7
												214 H	VMI	1	6
												230 H	Buffalo	8	13
												230 H	Buffalo	14	6
LAST 10 GAMES				164 A Northeastern				6	7	271 H Hofstra				4	3
				164 A Northeastern				2	6	271 H Hofstra				5	1
				164 A Northeastern				3	4	192 A George Mason				4	3
				214 A VMI				6	7	246 H Towson				7	6
				271 H Hofstra				8	10	246 H Towson				7	4

Non-Div. I Games:

James Madison

RPI	S	Opponent	Score
230	H	Buffalo	9 4
246	H	Towson	6 8
246	H	Towson	7 6
246	H	Towson	7 4
257	H	Richmond	9 7
258	A	Longwood	4 3
258	H	Longwood	16 0
262	A	USC Upstate	2 1
271	H	Hofstra	5 1
271	H	Hofstra	8 10
271	H	Hofstra	4 3
289	H	NJIT	5 11
289	H	NJIT	20 6
289	H	NJIT	14 2
289	H	NJIT	9 8
295	H	Coppin St.	12 1
295	H	Coppin St.	16 2

James Madison

Average RPI Win:		183	WON-LOST RECORD		WINNING PCT. RANK		LAST 10 GAMES		STRENGTH OF SCHEDULE		OPP. STRENGTH OF SCHEDULE		TEAM RPI		ADJ RPI		CONF. RPI		ADJ CONF. RPI	
Average RPI Loss:		117																		
DIV. I ONLY			20-34-0		.37037 240		4-6-0		218		93		241		.4526 241		12		12	
DIV. I NON-CONF.			9-13-0		.40909 210		0-2-0		254		42		238		.4531 238		12		12	
TOTALS		RPI 1-25		RPI 26-50		W-L RECORDS		RPI 51-100		RPI 101-150		RPI 150+								
20-34-0		0-1-0		2-7-0		OVERALL		3-6-0		4-10-0		11-10-0								
13-14-0		0-0-0		1-2-0		HOME		2-2-0		3-7-0		7-3-0								
7-20-0		0-1-0		1-5-0		AWAY		1-4-0		1-3-0		4-7-0								
0-0-0		0-0-0		0-0-0		NEUTRAL		0-0-0		0-0-0		0-0-0								
9-13-0		0-1-0		0-3-0		NON-CONFERENCE		3-6-0		0-0-0		6-3-0								
7-4-0		0-0-0		0-0-0		HOME		2-2-0		0-0-0		5-2-0								
2-9-0		0-1-0		0-0-		AWAY		1-4-0		0-0-0		1-1-0								
0-0-0		0-0-0		0-0-0		NEUTRAL		0-0-0		0-0-0		0-0-0								
11-21-0		0-0-0		2-4-0		CONFERENCE		0-0-0		4-10-0		5-7-0								
6-10-0		0-0-0		1-2-0		HOME		0-0-0		3-7-0		2-1-0								
5-11-0		0-0-0		1-2-0		AWAY		0-0-0		1-3-0		3-6-0								
0-0-0		0-0-0		0-0-0		NEUTRAL		0-0-0		0-0-0		0-0-0								
RPI	S	Opponent		Score		RPI	S	Opponent		Score		RPI	S	Opponent		Score				
3	A	LSU		3 9		30	A	Southeastern La.		2 3		55	H	Louisiana		6 8				
						30	A	Southeastern La.		6 4		66	A	Kansas		2 8				
						30	A	Southeastern La.		0 7		66	A	Kansas		7 6				
						45	H	McNeese		4 13		66	A	Kansas		7 11				
						45	H	McNeese		4 5		95	H	Cincinnati		2 3				
						45	H	McNeese		7 4		95	H	Cincinnati		6 2				
						48	A	Oklahoma St.		4 15		95	H	Cincinnati		3 2				
						48	A	Oklahoma St.		2 7		98	A	Kansas St.		9 19				
						48	A	Oklahoma St.		3 6		98	A	Kansas St.		4 16				
						LAST 10 GAMES														
						114	H	New Orleans		3 6		265	A	Abilene Christian		4 9				
						114	H	New Orleans		2 12		265	A	Abilene Christian		10 3				
						114	H	New Orleans		1 8		224	A	Little Rock		1 13				
						3	A	LSU		3 9		273	H	Incarnate Word		11 1				
						265	A	Abilene Christian		6 3		273	H	Incarnate Word		10 7				
												209	A	A&M-Corpus Christi		9 14				
												209	A	A&M-Corpus Christi		1 9				
												209	A	A&M-Corpus Christi		6 3				
												224	A	Little Rock		1 13				
												255	A	La.-Monroe		11 2				
												255	H	La.-Monroe		5 4				
												265	A	Abilene Christian		4 9				

Non-Div. I Games:

Northwestern St.

RPI	S	Opponent	Score	
265	A	Abilene Christian	6	3
265	A	Abilene Christian	10	3
273	H	Incarnate Word	0	2
273	H	Incarnate Word	11	1
273	H	Incarnate Word	10	7
285	H	Prairie View	16	1
293	H	Mississippi Val.	11	1
293	H	Mississippi Val.	14	0

Northwestern St.

N
o
r
t
h
w
e
s
t
e
r
n
s
t
.

N
o
r
t
h
w
e
s
t
e
r
n
s
t
.

Average RPI Win:		221	WON-LOST RECORD		WINNING PCT. RANK		LAST 10 GAMES		STRENGTH OF SCHEDULE		OPP. STRENGTH OF SCHEDULE		TEAM RPI		ADJ RPI		CONF. RPI		ADJ CONF. RPI		
DIV. I ONLY			24-32-0		.42857 214		2-8-0		227		189		242		.45223 242		18		18		
DIV. I NON-CONF.			14-12-0		.53846 124		0-3-0		277		190		229		.46087 228		19		19		
TOTALS		RPI 1-25		RPI 26-50		W-L RECORDS		RPI 51-100		RPI 101-150		RPI 150+									
24-32-0		0-3-0		0-5-0		OVERALL		1-3-0		2-8-0		21-13-0									
20-11-0		0-1-0		0-0-0		HOME		1-3-0		1-2-0		18-5-0									
4-21-0		0-2-0		0-5-0		AWAY		0-0-0		1-6-0		3-8-0									
0-0-0		0-0-0		0-0-0		NEUTRAL		0-0-0		0-0-0		0-0-0									
14-12-0		0-3-0		0-5-0		NON-CONFERENCE		0-1-0		1-0-0		13-3-0									
12-4-0		0-1-0		0-0-0		HOME		0-1-0		0-0-0		12-2-0									
2-8-0		0-2-0		0-0-		AWAY		0-0-0		1-0-0		1-1-0									
0-0-0		0-0-0		0-0-0		NEUTRAL		0-0-0		0-0-0		0-0-0									
10-20-0		0-0-0		0-0-0		CONFERENCE		1-2-0		1-8-0		8-10-0									
8-7-0		0-0-0		0-0-0		HOME		1-2-0		1-2-0		6-3-0									
2-13-0		0-0-0		0-0-0		AWAY		0-0-0		0-6-0		2-7-0									
0-0-0		0-0-0		0-0-0		NEUTRAL		0-0-0		0-0-0		0-0-0									
RPI	S	Opponent		Score		RPI	S	Opponent		Score		RPI	S	Opponent		Score					
6	A	Louisville		3	19	28	A	Arizona		0	6	59	H	Tennessee		6	7	103	A	Morehead St. 7 18	
6	H	Louisville		4	14	28	A	Arizona		13	16	88	H	Tennessee Tech		2	9	103	A	Morehead St. 9 15	
9	A	Kentucky		0	12	28	A	Arizona		4	18	88	H	Tennessee Tech		4	8	103	A	Morehead St. 6 9	
						28	A	Arizona		8	9	88	H	Tennessee Tech		12	8	111	H	Jacksonville St. 4 5	
						49	A	Missouri		4	13							111	H	Jacksonville St. 1 3	
																		111	H	Jacksonville St. 10 7	
																		134	A	Marshall 6 3	
																		136	A	Southeast Mo. St. 3 16	
																		136	A	Southeast Mo. St. 6 14	
																		136	A	Southeast Mo. St. 4 8	
																		160	H	Belmont 6 2	
																		160	H	Belmont 3 7	
																		160	H	Belmont 0 2	
																		170	H	Austin Peay 10 14	
																		170	H	Austin Peay 5 4	
																		170	H	Austin Peay 7 6	
																		177	A	Murray St. 11 17	
																		177	A	Murray St. 4 8	
																		177	A	Murray St. 10 4	
																		198	A	Eastern Ill. 11 13	
																		198	A	Eastern Ill. 5 16	
																		198	A	Eastern Ill. 9 11	
																		218	A	Northern Ky. 6 5	
																		218	H	Northern Ky. 10 8	
																		221	H	UT Martin 3 0	
																		221	H	UT Martin 3 2	
																		221	H	UT Martin 11 3	

Non-Div. I Games:

Eastern Ky.

**E
a
s
t
e
r
n
K
y
.**

1
4
4
4
6
2
1
1
2

Eastern Ky.

Average RPI Win: 207		WON-LOST	WINNING	LAST 10	STRENGTH OF		OPP. STRENGTH	TEAM	ADJ		CONF.	ADJ CONF.			
Average RPI Loss: 165		RECORD	PCT. RANK	GAMES	SCHEDULE		OF SCHEDULE	RPI	RPI		RPI	RPI			
DIV. I ONLY		17-40-0	.29825	272	4-6-0		174	261	243	.4519	243	24	24		
DIV. I NON-CONF.		4-19-0	.17391	282	0-0-0		143	223	266	.42927	266	24	24		
TOTALS		RPI 1-25	RPI 26-50		W-L RECORDS		RPI 51-100		RPI 101-150		RPI 150+				
17-40-0		0-3-0	0-0-0		OVERALL		3-12-0		0-0-0		14-25-0				
6-3-0		0-0-0	0-0-0		HOME		0-0-0		0-0-0		6-3-0				
9-34-0		0-3-0	0-0-0		AWAY		3-10-0		0-0-0		6-21-0				
2-3-0		0-0-0	0-0-0		NEUTRAL		0-2-0		0-0-0		2-1-0				
4-19-0		0-3-0	0-0-0		NON-CONFERENCE		0-3-0		0-0-0		4-13-0				
2-0-0		0-0-0	0-0-0		HOME		0-0-0		0-0-0		2-0-0				
2-18-0		0-3-0	0-0-		AWAY		0-3-0		0-0-0		2-12-0				
0-1-0		0-0-0	0-0-0		NEUTRAL		0-0-0		0-0-0		0-1-0				
13-21-0		0-0-0	0-0-0		CONFERENCE		3-9-0		0-0-0		10-12-0				
4-3-0		0-0-0	0-0-0		HOME		0-0-0		0-0-0		4-3-0				
7-16-0		0-0-0	0-0-0		AWAY		3-7-0		0-0-0		4-9-0				
2-2-0		0-0-0	0-0-0		NEUTRAL		0-2-0		0-0-0		2-0-0				
RPI	S	Opponent	Score	RPI	S	Opponent	Score	RPI	S	Opponent	Score	RPI	S	Opponent	Score
8	A	Florida St.	10 18					96	A	VCU	2 5	158	A	Central Mich.	7 9
8	A	Florida St.	6 14					96	A	VCU	1 4	158	N	Central Mich.	4 8
8	A	Florida St.	1 12					96	A	VCU	1 10	166	A	Indiana St.	4 5
								99	A	Ill.-Chicago	6 3	166	A	Indiana St.	5 9
								99	A	Ill.-Chicago	7 3	166	A	Indiana St.	4 8
								99	A	Ill.-Chicago	2 13	171	A	ETSU	2 10
								99	A	Ill.-Chicago	7 14	171	A	ETSU	7 9
								99	A	Ill.-Chicago	1 5	191	A	Eastern Mich.	3 2
								99	N	Ill.-Chicago	0 8	191	H	Eastern Mich.	14 11
								100	A	Wright St.	5 4	212	A	Valparaiso	6 7
								100	A	Wright St.	5 7	212	A	Valparaiso	9 6
								100	A	Wright St.	0 7	212	A	Valparaiso	3 13
								100	A	Wright St.	9 13	212	A	Valparaiso	7 0
								100	A	Wright St.	3 8	212	A	Valparaiso	19 9
								100	N	Wright St.	4 12	212	N	Valparaiso	6 4
												216	A	Lipscomb	3 7
												216	A	Lipscomb	2 3
												216	A	Lipscomb	16 11
												218	A	Northern Ky.	7 12
												218	A	Northern Ky.	5 10
												218	H	Northern Ky.	6 7
												218	H	Northern Ky.	9 11
												218	H	Northern Ky.	11 12
												218	N	Northern Ky.	12 5
												223	H	Western Mich.	3 0
												229	A	Toledo	5 8
												242	A	Eastern Ky.	1 2
LAST 10 GAMES				LAST 10 GAMES				LAST 10 GAMES				LAST 10 GAMES			
				218	N	Northern Ky.	12 5	218	H	Northern Ky.	9 11	218	H	Northern Ky.	11 12
				99	N	Ill.-Chicago	0 8	218	H	Northern Ky.	11 12	218	N	Northern Ky.	12 5
				212	N	Valparaiso	6 4	278	H	Youngstown St.	8 6	223	H	Western Mich.	3 0
				100	N	Wright St.	4 12	278	H	Youngstown St.	7 5	229	A	Toledo	5 8
				218	H	Northern Ky.	6 7	218	A	Northern Ky.	5 10	242	A	Eastern Ky.	1 2

Non-Div. I Games:

Oakland

RPI	S	Opponent	Score	
242	A	Eastern Ky.	4	9
242	A	Eastern Ky.	2	3
253	A	Milwaukee	4	5
253	A	Milwaukee	3	4
253	A	Milwaukee	3	10
253	H	Milwaukee	12	6
253	H	Milwaukee	9	6
278	A	Youngstown St.	10	6
278	A	Youngstown St.	4	12
278	A	Youngstown St.	4	5
278	H	Youngstown St.	7	5
278	H	Youngstown St.	8	6

Oakland

O
a
k
l
a
n
d

O
a
k
l
a
n
d

Pacific

Pacific					Through Games Of June 27, 2017 (FINAL)											
Average RPI Win: 189		WON-LOST RECORD	WINNING PCT. RANK		LAST 10 GAMES	STRENGTH OF SCHEDULE	OPP. STRENGTH OF SCHEDULE	TEAM RPI	ADJ RPI		CONF. RPI	ADJ CONF. RPI				
Average RPI Loss: 111																
DIV. I ONLY		18-35-0	.33962	257	3-7-0	154	115	244	.45169	244	11	11				
DIV. I NON-CONF.		12-14-0	.46154	174	1-3-0	166	105	197	.47834	197	11	11				
<hr/>																
TOTALS		RPI 1-25		RPI 26-50		W-L RECORDS		RPI 51-100		RPI 101-150		RPI 150+				
18-35-0		0-4-0		0-3-0		OVERALL		1-14-0		6-3-0		11-11-0				
16-9-0		0-0-0		0-0-0		HOME		0-3-0		6-0-0		10-6-0				
2-26-0		0-4-0		0-3-0		AWAY		1-11-0		0-3-0		1-5-0				
0-0-0		0-0-0		0-0-0		NEUTRAL		0-0-0		0-0-0		0-0-0				
<hr/>																
12-14-0		0-4-0		0-0-0		NON-CONFERENCE		1-2-0		5-1-0		6-7-0				
11-4-0		0-0-0		0-0-0		HOME		0-0-0		5-0-0		6-4-0				
1-10-0		0-4-0		0-0-		AWAY		1-2-0		0-1-0		0-3-0				
0-0-0		0-0-0		0-0-0		NEUTRAL		0-0-0		0-0-0		0-0-0				
<hr/>																
6-21-0		0-0-0		0-3-0		CONFERENCE		0-12-0		1-2-0		5-4-0				
5-5-0		0-0-0		0-0-0		HOME		0-3-0		1-0-0		4-2-0				
1-16-0		0-0-0		0-3-0		AWAY		0-9-0		0-2-0		1-2-0				
0-0-0		0-0-0		0-0-0		NEUTRAL		0-0-0		0-0-0		0-0-0				
<hr/>																
RPI	S	Opponent	Score		RPI	S	Opponent	Score		RPI	S	Opponent	Score			
8	A	Florida St.	8	9	50	A	Gonzaga	0	4	53	A	San Diego	5	9		
8	A	Florida St.	3	5	50	A	Gonzaga	4	9	53	A	San Diego	4	10		
8	A	Florida St.	3	5	50	A	Gonzaga	0	9	53	A	San Diego	0	1		
8	A	Florida St.	5	18						56	H	BYU	1	12		
										56	H	BYU	0	6		
										56	H	BYU	2	5		
										67	A	Loyola Marymount	6	15		
										67	A	Loyola Marymount	7	8		
										67	A	Loyola Marymount	4	5		
										70	A	Saint Mary's (CA)	1	5		
										70	A	Saint Mary's (CA)	2	3		
										70	A	Saint Mary's (CA)	9	15		
										73	A	San Diego St.	5	11		
										73	A	San Diego St.	5	1		
										73	A	San Diego St.	0	11		
												107	A	Fresno St.	4	10
												107	H	Fresno St.	12	11
												110	H	Cal Poly	2	0
												110	H	Cal Poly	16	0
												110	H	Cal Poly	8	3
												123	H	Washington St.	14	8
												137	A	San Francisco	5	7
												137	A	San Francisco	3	10
												137	H	San Francisco	9	5
												174	A	UC Davis	2	3
												174	H	UC Davis	3	2
												178	A	Sacramento St.	1	9
												178	H	Sacramento St.	2	5
												195	H	Pepperdine	6	7
												195	H	Pepperdine	4	1
												195	H	Pepperdine	11	5
												201	H	Penn St.	2	11
												201	H	Penn St.	6	1
												201	H	Penn St.	4	11
												222	A	San Jose St.	2	9
												222	H	San Jose St.	12	10
												261	A	Santa Clara	2	7
												261	A	Santa Clara	6	2
												261	A	Santa Clara	3	5
												275	H	Portland	7	10
												275	H	Portland	2	0
												275	H	Portland	3	1
<hr/>																
					LAST 10 GAMES											
					174	A	UC Davis	2	3	261	A	Santa Clara	2	7		
					137	A	San Francisco	5	7	261	A	Santa Clara	3	5		
					137	A	San Francisco	3	10	174	H	UC Davis	3	2		
					137	H	San Francisco	9	5	8	A	Florida St.	3	5		
					261	A	Santa Clara	6	2	8	A	Florida St.	3	5		

Pacific

Non-Div. I Games:

Pacific

RPI	S	Opponent	Score	
277	H	Seattle U	4	3
277	H	Seattle U	13	4
277	H	Seattle U	7	5
277	H	Seattle U	4	17

Pacific

P
a
c
i
f
i
c

P
a
c
i
f
i
c

Average RPI Win: 159		WON-LOST RECORD		WINNING PCT. RANK		LAST 10 GAMES		STRENGTH OF SCHEDULE		OPP. STRENGTH OF SCHEDULE		TEAM RPI		ADJ RPI		CONF. RPI		ADJ CONF. RPI						
DIV. I ONLY		16-39-0		.29091 276		3-7-0		113		84		245		.45142 245		6		6						
DIV. I NON-CONF.		10-15-0		.4 214		1-0-0		168		211		241		.45069 241		6		6						
TOTALS		RPI 1-25		RPI 26-50		W-L RECORDS		RPI 51-100		RPI 101-150		RPI 150+												
16-39-0		0-7-0		0-6-0		OVERALL		3-9-0		3-6-0		10-11-0												
11-22-0		0-4-0		0-3-0		HOME		2-4-0		1-2-0		8-9-0												
5-17-0		0-3-0		0-3-0		AWAY		1-5-0		2-4-0		2-2-0												
0-0-0		0-0-0		0-0-0		NEUTRAL		0-0-0		0-0-0		0-0-0												
10-15-0		0-4-0		0-0-0		NON-CONFERENCE		0-0-0		1-2-0		9-9-0												
8-10-0		0-1-0		0-0-0		HOME		0-0-0		1-2-0		7-7-0												
2-5-0		0-3-0		0-0-		AWAY		0-0-0		0-0-0		2-2-0												
0-0-0		0-0-0		0-0-0		NEUTRAL		0-0-0		0-0-0		0-0-0												
6-24-0		0-3-0		0-6-0		CONFERENCE		3-9-0		2-4-0		1-2-0												
3-12-0		0-3-0		0-3-0		HOME		2-4-0		0-0-0		1-2-0												
3-12-0		0-0-0		0-3-0		AWAY		1-5-0		2-4-0		0-0-0												
0-0-0		0-0-0		0-0-0		NEUTRAL		0-0-0		0-0-0		0-0-0												
RPI	S	Opponent		Score		RPI	S	Opponent		Score		RPI	S	Opponent		Score								
6	A	Louisville		1	11	41	H	Rice		4	8	57	H	Fla. Atlantic		3	5	111	H	Jacksonville St.	2	3		
9	A	Kentucky		2	17	41	H	Rice		5	10	57	H	Fla. Atlantic		7	6	111	H	Jacksonville St.	5	9		
9	H	Kentucky		3	4	41	H	Rice		2	13	57	H	Fla. Atlantic		6	4	111	H	Jacksonville St.	14	4		
11	H	Southern Miss.		1	13	47	A	Louisiana Tech		5	6	58	H	Charlotte		5	16	117	A	Middle Tenn.	9	10		
11	H	Southern Miss.		1	6	47	A	Louisiana Tech		1	7	58	H	Charlotte		4	6	117	A	Middle Tenn.	4	2		
11	H	Southern Miss.		0	5	47	A	Louisiana Tech		1	5	58	H	Charlotte		1	3	117	A	Middle Tenn.	10	3		
18	A	Vanderbilt		1	8						86	A	FIU		6	23	134	A	Marshall		9	10		
											86	A	FIU		0	6	134	A	Marshall		0	8		
											86	A	FIU		2	11	134	A	Marshall		2	3		
											97	A	UTSA		1	7	160	A	Belmont		3	11		
											97	A	UTSA		4	3	160	H	Belmont		3	2		
											97	A	UTSA		2	14	170	A	Austin Peay		22	17		
																	170	H	Austin Peay		3	7		
																	177	A	Murray St.		8	5		
																	177	H	Murray St.		10	9		
																	185	H	Ohio		0	3		
																	185	H	Ohio		5	4		
																	185	H	Ohio		0	3		
																	188	H	UAB		9	6		
																	188	H	UAB		4	8		
																	188	H	UAB		0	5		
						LAST 10 GAMES											212	H	Valparaiso		2	5		
						86 A FIU					2	11	57	H	Fla. Atlantic		6	4	212	H	Valparaiso		6	5
						86 A FIU					0	6	134	A	Marshall		0	8	212	H	Valparaiso		4	3
						86 A FIU					6	23	134	A	Marshall		9	10	216	H	Lipscomb		4	10
						57 H Fla. Atlantic					7	6	134	A	Marshall		2	3	242	A	Eastern Ky.		15	16
						57 H Fla. Atlantic					3	5	242	H	Eastern Ky.		14	3	242	H	Eastern Ky.		14	3

Non-Div. I Games:

Western Ky.

RPI	S	Opponent	Score	
268	H	Illinois St.	4	12
268	H	Illinois St.	13	6
268	H	Illinois St.	3	4

Western Ky.

W
e
s
t
e
r
n
K
y
.

W
e
s
t
e
r
n
K
y
.

Average RPI Win: 220		WON-LOST RECORD	WINNING PCT. RANK	LAST 10 GAMES	STRENGTH OF SCHEDULE	OPP. STRENGTH OF SCHEDULE	TEAM RPI	ADJ RPI	CONF. RPI	ADJ CONF. RPI	
Average RPI Loss: 160											
DIV. I ONLY		20-34-0	.37037 240	3-7-0	191	250	246	.45057 246	21	21	
DIV. I NON-CONF.		14-16-0	.46667 168	2-0-0	161	284	190	.48154 190	22	22	
TOTALS		RPI 1-25	RPI 26-50		W-L RECORDS		RPI 51-100		RPI 101-150		RPI 150+
20-34-0		0-2-0	0-1-0		OVERALL		0-3-0		2-11-0		18-17-0
12-12-0		0-0-0	0-0-0		HOME		0-0-0		2-5-0		10-7-0
8-19-0		0-2-0	0-0-0		AWAY		0-3-0		0-6-0		8-7-0
0-3-0		0-0-0	0-1-0		NEUTRAL		0-0-0		0-0-0		0-2-0
14-16-0		0-2-0	0-1-0		NON-CONFERENCE		0-3-0		0-1-0		14-9-0
9-3-0		0-0-0	0-0-0		HOME		0-0-0		0-1-0		9-2-0
5-10-0		0-2-0	0-0-		AWAY		0-3-0		0-0-0		5-5-0
0-3-0		0-0-0	0-1-0		NEUTRAL		0-0-0		0-0-0		0-2-0
6-18-0		0-0-0	0-0-0		CONFERENCE		0-0-0		2-10-0		4-8-0
3-9-0		0-0-0	0-0-0		HOME		0-0-0		2-4-0		1-5-0
3-9-0		0-0-0	0-0-0		AWAY		0-0-0		0-6-0		3-3-0
0-0-0		0-0-0	0-0-0		NEUTRAL		0-0-0		0-0-0		0-0-0
RPI S	Opponent	Score		RPI S	Opponent	Score		RPI S	Opponent	Score	
16 A	Virginia	4	8	44 N	Maryland	5	6	81 A	East Carolina	4	9
16 A	Virginia	2	3					81 A	East Carolina	7	12
								81 A	East Carolina	5	8
								120 H	William & Mary	1	8
								120 H	William & Mary	3	12
								120 H	William & Mary	7	1
								126 H	Cornell	14	27
								127 A	Delaware	0	8
								127 A	Delaware	5	7
								127 A	Delaware	1	11
								138 H	UNCW	4	2
								138 H	UNCW	0	8
								138 H	UNCW	6	7
								147 A	Col. of Charleston	0	5
								147 A	Col. of Charleston	1	8
								147 A	Col. of Charleston	3	16
								159 A	UMBC	7	3
								159 H	UMBC	4	2
								164 H	Northeastern	3	5
								164 H	Northeastern	2	5
								164 H	Northeastern	5	7
								176 A	CSUN	6	5
								176 A	CSUN	7	2
								176 A	CSUN	4	1
								176 A	CSUN	5	11
								182 N	UMass Lowell	8	10
								190 A	George Washington	4	13
								190 H	George Washington	8	4
								192 A	George Mason	14	2
								192 H	George Mason	6	10
				LAST 10 GAMES							
				138 H	UNCW	4	2	127 A	Delaware	5	7
				138 H	UNCW	6	7	159 H	UMBC	4	2
				138 H	UNCW	0	8	290 H	UMES	4	3
				127 A	Delaware	0	8	240 A	James Madison	6	7
				127 A	Delaware	1	11	240 A	James Madison	4	7

Non-Div. I Games:

Towson

T
O
W
S
O
N

RPI	S	Opponent	Score	
202	A	Navy	6	11
210	H	Elon	1	8
210	H	Elon	11	10
210	H	Elon	4	5
237	N	Iona	1	3
240	A	James Madison	8	6
240	A	James Madison	4	7
240	A	James Madison	6	7
250	H	Norfolk St.	0	8
250	H	Norfolk St.	5	0
271	A	Hofstra	10	2
271	A	Hofstra	12	6
271	A	Hofstra	5	11
272	H	Wagner	3	2
272	H	Wagner	2	1
272	H	Wagner	6	3
276	A	Delaware St.	1	8
276	H	Delaware St.	7	6
290	A	UMES	4	10
290	H	UMES	4	3
295	H	Coppin St.	7	5

T
O
W
S
O
N

Towson

[illegible]

Non-Div. I Games:

Quinnipiac

Quinnipiac

Average RPI Win: 247		WON-LOST	WINNING	LAST 10	STRENGTH OF		OPP. STRENGTH	TEAM	ADJ		CONF.	ADJ CONF.
Average RPI Loss: 199		RECORD	PCT. RANK	GAMES	SCHEDULE		OF SCHEDULE	RPI	RPI		RPI	RPI
DIV. I ONLY		28-25-0	.5283	119	7-3-0		292	278	248		28	29
DIV. I NON-CONF.		7-12-0	.36842	232	0-0-0		297	265	274		28	28
TOTALS		RPI 1-25	RPI 26-50		W-L RECORDS		RPI 51-100		RPI 101-150		RPI 150+	
28-25-0		0-0-0	0-0-0		OVERALL		3-7-0		0-0-0		25-18-0	
11-5-0		0-0-0	0-0-0		HOME		2-2-0		0-0-0		9-3-0	
14-14-0		0-0-0	0-0-0		AWAY		1-4-0		0-0-0		13-10-0	
3-6-0		0-0-0	0-0-0		NEUTRAL		0-1-0		0-0-0		3-5-0	
7-12-0		0-0-0	0-0-0		NON-CONFERENCE		1-2-0		0-0-0		6-10-0	
0-1-0		0-0-0	0-0-0		HOME		0-1-0		0-0-0		0-0-0	
6-7-0		0-0-0	0-0-		AWAY		1-1-0		0-0-0		5-6-0	
1-4-0		0-0-0	0-0-0		NEUTRAL		0-0-0		0-0-0		1-4-0	
21-13-0		0-0-0	0-0-0		CONFERENCE		2-5-0		0-0-0		19-8-0	
11-4-0		0-0-0	0-0-0		HOME		2-1-0		0-0-0		9-3-0	
8-7-0		0-0-0	0-0-0		AWAY		0-3-0		0-0-0		8-4-0	
2-2-0		0-0-0	0-0-0		NEUTRAL		0-1-0		0-0-0		2-1-0	
RPI S	Opponent	Score	RPI S	Opponent	Score	RPI S	Opponent	Score	RPI S	Opponent	Score	
						72 A	Minnesota	3 1	153 N	St. Bonaventure	3 7	
						72 A	Minnesota	1 7	153 N	St. Bonaventure	3 10	
						72 H	Minnesota	1 6	153 N	St. Bonaventure	10 0	
						75 A	Oral Roberts	1 5	233 A	Northern Colo.	7 4	
						75 A	Oral Roberts	2 8	233 A	Northern Colo.	5 7	
						75 A	Oral Roberts	1 9	233 A	Northern Colo.	2 8	
						75 H	Oral Roberts	10 7	233 A	Northern Colo.	6 7	
						75 H	Oral Roberts	3 2	236 A	South Dakota St.	1 2	
						75 H	Oral Roberts	0 4	236 A	South Dakota St.	3 0	
						75 N	Oral Roberts	0 7	236 A	South Dakota St.	11 4	
									236 H	South Dakota St.	0 1	
									236 H	South Dakota St.	4 1	
									236 H	South Dakota St.	4 1	
									236 N	South Dakota St.	5 6	
									236 N	South Dakota St.	8 2	
									254 N	Massachusetts	5 9	
									265 A	Abilene Christian	3 5	
									265 A	Abilene Christian	1 9	
									265 A	Abilene Christian	1 4	
									269 A	Western Ill.	1 5	
									269 A	Western Ill.	7 5	
									269 A	Western Ill.	1 0	
									269 H	Western Ill.	5 2	
									269 H	Western Ill.	6 3	
									269 H	Western Ill.	8 0	
									269 N	Western Ill.	11 4	
									280 A	Omaha	1 0	
LAST 10 GAMES												
						75 N	Oral Roberts	0 7	298 A	Fort Wayne	3 5	
						236 N	South Dakota St.	8 2	298 A	Fort Wayne	11 0	
						269 N	Western Ill.	11 4	269 H	Western Ill.	6 3	
						236 N	South Dakota St.	5 6	269 H	Western Ill.	8 0	
						298 A	Fort Wayne	5 0	269 H	Western Ill.	11 4	
									269 H	Western Ill.	5 2	

Non-Div. I Games: Valley City St. 8 3 Dakota Wesleyan 3 2 Minot St. 7 4 North Dakota St.

RPI	S	Opponent	Score	
280	A	Omaha	0	10
280	A	Omaha	6	1
280	H	Omaha	10	2
280	H	Omaha	3	6
280	H	Omaha	1	3
282	N	Lehigh	0	4
293	A	Mississippi Val.	7	4
293	A	Mississippi Val.	10	4
293	A	Mississippi Val.	9	6
293	A	Mississippi Val.	9	3
298	A	Fort Wayne	11	0
298	A	Fort Wayne	3	5
298	A	Fort Wayne	5	0
298	H	Fort Wayne	12	2
298	H	Fort Wayne	2	1
298	H	Fort Wayne	6	4

North Dakota St.

N
o
r
t
h
D
a
k
o
t
a
S
t
.

N
o
r
t
h
D
a
k
o
t
a
S
t
.

Average RPI Win:	166	WON-LOST RECORD	WINNING PCT. RANK	LAST 10 GAMES	STRENGTH OF SCHEDULE	OPP. STRENGTH OF SCHEDULE	TEAM RPI	ADJ RPI	CONF. RPI	ADJ CONF. RPI		
DIV. I ONLY		14-33-0	.29787	273	2-8-0	128	220	249	.44976	249	10	10
DIV. I NON-CONF.		9-20-0	.31034	249	0-1-0	206	260	256	.43664	256	16	16
<hr/>												
TOTALS	RPI 1-25	RPI 26-50		W-L RECORDS		RPI 51-100		RPI 101-150		RPI 150+		
14-33-0	0-1-0	1-4-0		OVERALL		3-6-0		1-0-0		9-22-0		
6-13-0	0-0-0	0-0-0		HOME		2-4-0		1-0-0		3-9-0		
6-15-0	0-1-0	1-4-0		AWAY		0-0-0		0-0-0		5-10-0		
2-5-0	0-0-0	0-0-0		NEUTRAL		1-2-0		0-0-0		1-3-0		
<hr/>												
9-20-0	0-1-0	0-2-0		NON-CONFERENCE		1-2-0		1-0-0		7-15-0		
3-7-0	0-0-0	0-0-0		HOME		0-0-0		1-0-0		2-7-0		
4-8-0	0-1-0	0-0-		AWAY		0-0-0		0-0-0		4-5-0		
2-5-0	0-0-0	0-0-0		NEUTRAL		1-2-0		0-0-0		1-3-0		
<hr/>												
5-13-0	0-0-0	1-2-0		CONFERENCE		2-4-0		0-0-0		2-7-0		
3-6-0	0-0-0	0-0-0		HOME		2-4-0		0-0-0		1-2-0		
2-7-0	0-0-0	1-2-0		AWAY		0-0-0		0-0-0		1-5-0		
0-0-0	0-0-0	0-0-0		NEUTRAL		0-0-0		0-0-0		0-0-0		
<hr/>												
RPI S	Opponent	Score		RPI S	Opponent	Score		RPI S	Opponent	Score		
23 A	South Fla.	1	8	29 A	Oklahoma	1	17	71 H	Xavier	1	0	
				29 A	Oklahoma	2	9	71 H	Xavier	1	10	
				46 A	St. John's (NY)	0	6	71 H	Xavier	3	2	
				46 A	St. John's (NY)	9	6	80 N	Iowa	10	1	
				46 A	St. John's (NY)	1	15	84 N	Boston College	1	7	
								84 N	Boston College	3	10	
								93 H	Seton Hall	1	9	
								93 H	Seton Hall	0	1	
								93 H	Seton Hall	0	2	

Non-Div. I Games:

Villanova

Villanova

Average RPI Win: 263		WON-LOST	WINNING	LAST 10	STRENGTH OF		OPP. STRENGTH	TEAM	ADJ		CONF.	ADJ CONF.
Average RPI Loss: 190		RECORD	PCT. RANK	GAMES	SCHEDULE		OF SCHEDULE	RPI	RPI		RPI	RPI
DIV. I ONLY		26-22-0	.54167	106	4-6-0		288	287	250		27	27
DIV. I NON-CONF.		7-11-0	.38889	222	1-1-0		261	204	252		29	29
TOTALS		RPI 1-25	RPI 26-50		W-L RECORDS		RPI 51-100		RPI 101-150		RPI 150+	
26-22-0	0-0-0	0-0-0		OVERALL		0-7-0		1-1-0		25-14-0		
11-10-0	0-0-0	0-0-0		HOME		0-1-0		1-0-0		10-9-0		
13-10-0	0-0-0	0-0-0		AWAY		0-4-0		0-1-0		13-5-0		
2-2-0	0-0-0	0-0-0		NEUTRAL		0-2-0		0-0-0		2-0-0		
7-11-0	0-0-0	0-0-0		NON-CONFERENCE		0-5-0		1-1-0		6-5-0		
4-5-0	0-0-0	0-0-0		HOME		0-1-0		1-0-0		3-4-0		
3-6-0	0-0-0	0-0-		AWAY		0-4-0		0-1-0		3-1-0		
0-0-0	0-0-0	0-0-0		NEUTRAL		0-0-0		0-0-0		0-0-0		
19-11-0	0-0-0	0-0-0		CONFERENCE		0-2-0		0-0-0		19-9-0		
7-5-0	0-0-0	0-0-0		HOME		0-0-0		0-0-0		7-5-0		
10-4-0	0-0-0	0-0-0		AWAY		0-0-0		0-0-0		10-4-0		
2-2-0	0-0-0	0-0-0		NEUTRAL		0-2-0		0-0-0		2-0-0		
RPI	S	Opponent	Score	RPI	S	Opponent	Score	RPI	S	Opponent	Score	
						59 A Tennessee	4 5	120 A William & Mary		1 6		
						59 A Tennessee	2 5	120 H William & Mary		9 3		
						59 A Tennessee	2 10	196 A N.C. A&T		12 7		
						61 N Bethune-Cookman	1 11	196 H N.C. A&T		3 4		
						61 N Bethune-Cookman	6 16	196 N N.C. A&T		5 4		
						96 A VCU	2 5	196 N N.C. A&T		12 11		
						96 H VCU	3 8	217 H Niagara		1 6		
								217 H Niagara		0 9		
								217 H Niagara		0 4		
								246 A Towson		8 0		
								246 A Towson		0 5		
								249 H Villanova		11 3		
								249 H Villanova		4 1		
								249 H Villanova		12 7		
								252 A N.C. Central		4 8		
								257 A Richmond		10 8		
								258 A Longwood		15 13		
								258 H Longwood		6 13		
								276 A Delaware St.		6 4		
								276 A Delaware St.		3 2		
								276 A Delaware St.		3 19		
								276 H Delaware St.		3 1		
								276 H Delaware St.		4 5		
								276 H Delaware St.		4 6		
								276 H Delaware St.		2 4		
								276 H Delaware St.		5 0		
								276 H Delaware St.		1 3		
LAST 10 GAMES												
						61 N Bethune-Cookman	1 11	290 A UMES		2 3		
						196 N N.C. A&T	12 11	290 A UMES		5 6		
						61 N Bethune-Cookman	6 16	290 A UMES		2 1		
						196 N N.C. A&T	5 4	258 A Longwood		15 13		
						258 H Longwood	6 13	276 H Delaware St.		4 6		

Non-Div. I Games:

Norfolk St.

Norfolk St.

Normfolkst.

Norfolk St.

U
T
R
G
V

UTRGV				Through Games Of June 27, 2017 (FINAL)									
Average RPI Win: 238		WON-LOST RECORD	WINNING PCT. RANK	LAST 10 GAMES	STRENGTH OF SCHEDULE		OPP. STRENGTH OF SCHEDULE		TEAM RPI	ADJ RPI		CONF. RPI	ADJ CONF. RPI
Average RPI Loss: 154													
DIV. I ONLY		24-28-0	.46154 183	4-6-0	257		244		251	.44717 251	25	25	
DIV. I NON-CONF.		17-11-0	.60714 78	1-0-0	239		229		165	.49143 165	26	26	
TOTALS		RPI 1-25	RPI 26-50		W-L RECORDS		RPI 51-100		RPI 101-150		RPI 150+		
24-28-0	0-4-0	0-2-0		OVERALL		0-0-0		2-7-0		22-15-0			
20-11-0	0-0-0	0-0-0		HOME		0-0-0		2-1-0		18-10-0			
4-17-0	0-4-0	0-2-0		AWAY		0-0-0		0-6-0		4-5-0			
0-0-0	0-0-0	0-0-0		NEUTRAL		0-0-0		0-0-0		0-0-0			
17-11-0	0-4-0	0-2-0		NON-CONFERENCE		0-0-0		2-1-0		15-4-0			
15-4-0	0-0-0	0-0-0		HOME		0-0-0		2-1-0		13-3-0			
2-7-0	0-4-0	0-0-		AWAY		0-0-0		0-0-0		2-1-0			
0-0-0	0-0-0	0-0-0		NEUTRAL		0-0-0		0-0-0		0-0-0			
7-17-0	0-0-0	0-0-0		CONFERENCE		0-0-0		0-6-0		7-11-0			
5-7-0	0-0-0	0-0-0		HOME		0-0-0		0-0-0		5-7-0			
2-10-0	0-0-0	0-0-0		AWAY		0-0-0		0-6-0		2-4-0			
0-0-0	0-0-0	0-0-0		NEUTRAL		0-0-0		0-0-0		0-0-0			
RPI S	Opponent	Score	RPI S	Opponent	Score	RPI S	Opponent	Score	RPI S	Opponent	Score		
4 A	TCU	2 10	33 A	Texas A&M	4 7				104 H	Lamar University	1 5		
4 A	TCU	2 18	33 A	Texas A&M	7 16				104 H	Lamar University	6 5		
17 A	Texas	7 9							104 H	Lamar University	3 1		
19 A	Houston	2 11							125 A	New Mexico St.	4 7		
									125 A	New Mexico St.	5 15		
									125 A	New Mexico St.	2 10		
									133 A	Grand Canyon	4 9		
									133 A	Grand Canyon	4 5		
									133 A	Grand Canyon	8 9		
									167 A	CSU Bakersfield	5 6		
									167 A	CSU Bakersfield	4 2		
									167 A	CSU Bakersfield	13 12		
									173 A	Texas St.	9 11		
									178 A	Sacramento St.	6 13		
									178 A	Sacramento St.	6 8		
									178 A	Sacramento St.	4 6		
									209 A	A&M-Corpus Christi	4 3		
									209 H	A&M-Corpus Christi	6 7		
									209 H	A&M-Corpus Christi	1 7		
									209 H	A&M-Corpus Christi	13 3		
									209 H	A&M-Corpus Christi	1 4		
									230 H	Buffalo	6 4		
									230 H	Buffalo	4 2		
									230 H	Buffalo	8 1		
									230 H	Buffalo	5 4		
									233 H	Northern Colo.	5 6		
									233 H	Northern Colo.	4 5		
									233 H	Northern Colo.	4 5		
									233 H	Northern Colo.	4 5		
									233 H	Northern Colo.	4 5		
									233 H	Northern Colo.	4 5		
									233 H	Northern Colo.	4 5		
									233 H	Northern Colo.	4 5		
									233 H	Northern Colo.	4 5		
									233 H	Northern Colo.	4 5		
									233 H	Northern Colo.	4 5		
									233 H	Northern Colo.	4 5		
									233 H	Northern Colo.	4 5		
									233 H	Northern Colo.	4 5		
									233 H	Northern Colo.	4 5		
									233 H	Northern Colo.	4 5		
									233 H	Northern Colo.	4 5		
									233 H	Northern Colo.	4 5		
									233 H	Northern Colo.	4 5		
									233 H	Northern Colo.	4 5		
									233 H	Northern Colo.	4 5		
									233 H	Northern Colo.	4 5		
									233 H	Northern Colo.	4 5		
									233 H	Northern Colo.	4 5		
									233 H	Northern Colo.	4 5		
									233 H	Northern Colo.	4 5		
									233 H	Northern Colo.	4 5		
									233 H	Northern Colo.	4 5		
									233 H	Northern Colo.	4 5		
									233 H	Northern Colo.	4 5		
									233 H	Northern Colo.	4 5		
									233 H	Northern Colo.	4 5		
									233 H	Northern Colo.	4 5		
									233 H	Northern Colo.	4 5		
									233 H	Northern Colo.	4 5		
									233 H	Northern Colo.	4 5		
									233 H	Northern Colo.	4 5		
									233 H	Northern Colo.	4 5		
									233 H	Northern Colo.	4 5		
									233 H	Northern Colo.	4 5		
									233 H	Northern Colo.	4 5		
									233 H	Northern Colo.	4 5		
									233 H	Northern Colo.	4 5		
									233 H	Northern Colo.	4 5		
									233 H	Northern Colo.	4 5		
									233 H	Northern Colo.	4 5		
									233 H	Northern Colo.	4 5		
									233 H	Northern Colo.	4 5		
									233 H	Northern Colo.	4 5		
									233 H	Northern Colo.	4 5		
									233 H	Northern Colo.	4 5		
									233 H	Northern Colo.	4 5		
									233 H	Northern Colo.	4 5		

U
T
R
G
V

Non-Div. I Games: Arlington Baptist 7 3 Arlington Baptist 4 2

UTRGV

RPI	S	Opponent	Score	
233	H	Northern Colo.	6	5
264	H	Utah Valley	1	4
264	H	Utah Valley	3	4
264	H	Utah Valley	4	7
267	H	Texas Southern	12	2
267	H	Texas Southern	11	4
267	H	Texas Southern	5	4
267	H	Texas Southern	9	0
273	A	Incarnate Word	6	4
277	H	Seattle U	7	6
277	H	Seattle U	12	9
277	H	Seattle U	5	6
284	H	Chicago St.	5	12
284	H	Chicago St.	7	1
284	H	Chicago St.	10	9
285	H	Prairie View	11	0
285	H	Prairie View	10	3
285	H	Prairie View	4	0
285	H	Prairie View	6	1

U
T
R
G
V

U
T
R
G
V

Average RPI Win: 215		WON-LOST	WINNING	LAST 10	STRENGTH OF	OPP. STRENGTH	TEAM	ADJ	CONF.	ADJ CONF.					
Average RPI Loss: 159		RECORD	PCT. RANK	GAMES	SCHEDULE	OF SCHEDULE	RPI	RPI	RPI	RPI					
DIV. I ONLY		22-28-0	.44	198	5-5-0	236	237	252	.44711	252	27	27			
DIV. I NON-CONF.		8-17-0	.32	247	0-2-0	233	266	283	.41038	283	29	29			
<hr/>															
TOTALS		RPI 1-25	RPI 26-50		W-L RECORDS		RPI 51-100		RPI 101-150		RPI 150+				
22-28-0		0-0-0	0-1-0		OVERALL		1-6-0		6-7-0		15-14-0				
16-15-0		0-0-0	0-0-0		HOME		1-2-0		3-4-0		12-9-0				
6-12-0		0-0-0	0-1-0		AWAY		0-4-0		3-3-0		3-4-0				
0-1-0		0-0-0	0-0-0		NEUTRAL		0-0-0		0-0-0		0-1-0				
8-17-0		0-0-0	0-1-0		NON-CONFERENCE		0-2-0		2-5-0		6-9-0				
7-11-0		0-0-0	0-0-0		HOME		0-1-0		1-3-0		6-7-0				
1-5-0		0-0-0	0-0-		AWAY		0-1-0		1-2-0		0-1-0				
0-1-0		0-0-0	0-0-0		NEUTRAL		0-0-0		0-0-0		0-1-0				
14-11-0		0-0-0	0-0-0		CONFERENCE		1-4-0		4-2-0		9-5-0				
9-4-0		0-0-0	0-0-0		HOME		1-1-0		2-1-0		6-2-0				
5-7-0		0-0-0	0-0-0		AWAY		0-3-0		2-1-0		3-3-0				
0-0-0		0-0-0	0-0-0		NEUTRAL		0-0-0		0-0-0		0-0-0				
RPI	S	Opponent	Score	RPI	S	Opponent	Score	RPI	S	Opponent	Score				
				27	A	North Carolina St.	0 13	61	A	Bethune-Cookman	1 13	130	A	High Point	11 5
								61	A	Bethune-Cookman	5 7	130	H	High Point	6 10
								61	A	Bethune-Cookman	5 15	132	A	Florida A&M	14 7
								61	H	Bethune-Cookman	0 6	132	A	Florida A&M	5 1
								61	H	Bethune-Cookman	10 2	132	A	Florida A&M	4 5
								91	A	Duke	4 8	132	H	Florida A&M	8 0
								91	H	Duke	6 14	132	H	Florida A&M	5 17
												132	H	Florida A&M	13 6
												135	A	Presbyterian	7 8
												135	H	Presbyterian	7 8
												138	A	UNCW	0 3
												138	H	UNCW	8 16
												138	H	UNCW	8 6
												183	H	Appalachian St.	5 7
												183	N	Appalachian St.	5 9
												196	A	N.C. A&T	7 8
												196	A	N.C. A&T	3 4
												196	A	N.C. A&T	2 5
												196	H	N.C. A&T	11 1
												196	H	N.C. A&T	10 7
												196	H	N.C. A&T	6 8
												202	H	Navy	6 9
												202	H	Navy	3 2
												202	H	Navy	8 7
												220	H	Campbell	4 15
												220	H	Campbell	2 4
												237	H	Iona	7 5
LAST 10 GAMES															
				220	H	Campbell	4 15	287	H	Savannah St.	4 2				
				132	A	Florida A&M	14 7	287	H	Savannah St.	7 12				
				132	A	Florida A&M	5 1	250	H	Norfolk St.	8 4				
				132	A	Florida A&M	4 5	27	A	North Carolina St.	0 13				
				287	H	Savannah St.	11 2	61	H	Bethune-Cookman	0 6				

Non-Div. I Games:

N.C. Central

N.C. Central

Average RPI Win: 220		WON-LOST	WINNING	LAST 10	STRENGTH OF		OPP. STRENGTH	TEAM	ADJ		CONF.	ADJ CONF.
Average RPI Loss: 170		RECORD	PCT. RANK	GAMES	SCHEDULE		OF SCHEDULE	RPI	RPI		RPI	RPI
DIV. I ONLY		22-32-0	.40741	228	5-5-0		277	239	253		.44677	253
DIV. I NON-CONF.		12-13-0	.48	161	2-0-0		287	209	210		.4716	209
TOTALS		RPI 1-25	RPI 26-50		W-L RECORDS		RPI 51-100		RPI 101-150		RPI 150+	
22-32-0		0-0-0	0-0-0		OVERALL		2-10-0		2-5-0		18-17-0	
10-4-0		0-0-0	0-0-0		HOME		1-1-0		0-0-0		9-3-0	
8-26-0		0-0-0	0-0-0		AWAY		1-9-0		1-4-0		6-13-0	
4-2-0		0-0-0	0-0-0		NEUTRAL		0-0-0		1-1-0		3-1-0	
12-13-0		0-0-0	0-0-0		NON-CONFERENCE		0-2-0		2-5-0		10-6-0	
2-0-0		0-0-0	0-0-0		HOME		0-0-0		0-0-0		2-0-0	
6-12-0		0-0-0	0-0-		AWAY		0-2-0		1-4-0		5-6-0	
4-1-0		0-0-0	0-0-0		NEUTRAL		0-0-0		1-1-0		3-0-0	
10-19-0		0-0-0	0-0-0		CONFERENCE		2-8-0		0-0-0		8-11-0	
8-4-0		0-0-0	0-0-0		HOME		1-1-0		0-0-0		7-3-0	
2-14-0		0-0-0	0-0-0		AWAY		1-7-0		0-0-0		1-7-0	
0-1-0		0-0-0	0-0-0		NEUTRAL		0-0-0		0-0-0		0-1-0	
RPI S	Opponent	Score	RPI S	Opponent	Score	RPI S	Opponent	Score	RPI S	Opponent	Score	
						72 A	Minnesota	4 5	101 A	UT Arlington	4 5	
						80 A	Iowa	3 4	101 A	UT Arlington	5 8	
						99 A	Ill.-Chicago	0 5	101 A	UT Arlington	5 2	
						99 A	Ill.-Chicago	2 10	104 A	Lamar University	0 6	
						99 A	Ill.-Chicago	3 1	104 A	Lamar University	1 2	
						99 A	Ill.-Chicago	7 8	142 N	Illinois	2 10	
						99 A	Ill.-Chicago	4 11	142 N	Illinois	4 2	
						100 A	Wright St.	3 5	181 A	Northwestern	4 6	
						100 A	Wright St.	0 4	191 N	Eastern Mich.	15 4	
						100 A	Wright St.	1 2	191 N	Eastern Mich.	3 0	
						100 H	Wright St.	4 3	191 N	Eastern Mich.	4 2	
						100 H	Wright St.	5 8	208 A	Bradley	13 4	
									208 A	Bradley	5 11	
									208 A	Bradley	2 3	
									212 A	Valparaiso	4 5	
									212 H	Valparaiso	4 7	
									212 H	Valparaiso	3 11	
									218 A	Northern Ky.	9 13	
									218 A	Northern Ky.	5 6	
									218 A	Northern Ky.	4 7	
									218 H	Northern Ky.	15 0	
									218 H	Northern Ky.	8 1	
						218 N	Northern Ky.	5 11	218 N	Northern Ky.	5 11	
						212 A	Valparaiso	4 5	243 A	Oakland	6 9	
						263 H	Northern Ill.	3 0	243 A	Oakland	6 12	
						212 H	Valparaiso	4 7	243 H	Oakland	10 3	
						212 H	Valparaiso	3 11	243 H	Oakland	5 4	

Non-Div. I Games:

Milwaukee

Milwaukee

Average RPI Win:	199	WON-LOST	WINNING	LAST 10	STRENGTH OF	OPP. STRENGTH	TEAM	ADJ	CONF.	ADJ CONF.					
Average RPI Loss:	157	RECORD	PCT. RANK	GAMES	SCHEDULE	OF SCHEDULE	RPI	RPI	RPI	RPI					
DIV. I ONLY		15-32-0	.31915	266	3-5-0	180	223	254	.44664	254	22	22			
DIV. I NON-CONF.		7-16-0	.30435	251	1-0-0	208	234	249	.44275	249	23	23			
<hr/>															
TOTALS	RPI 1-25	RPI 26-50		W-L RECORDS		RPI 51-100		RPI 101-150		RPI 150+					
15-32-0	0-0-0	0-1-0		OVERALL		1-9-0		2-5-0		12-17-0					
4-11-0	0-0-0	0-0-0		HOME		1-5-0		1-2-0		2-4-0					
6-17-0	0-0-0	0-1-0		AWAY		0-4-0		1-3-0		5-9-0					
5-4-0	0-0-0	0-0-0		NEUTRAL		0-0-0		0-0-0		5-4-0					
<hr/>															
7-16-0	0-0-0	0-1-0		NON-CONFERENCE		0-1-0		1-3-0		6-11-0					
1-2-0	0-0-0	0-0-0		HOME		0-0-0		0-0-0		1-2-0					
1-10-0	0-0-0	0-0-		AWAY		0-1-0		1-3-0		0-5-0					
5-4-0	0-0-0	0-0-0		NEUTRAL		0-0-0		0-0-0		5-4-0					
<hr/>															
8-16-0	0-0-0	0-0-0		CONFERENCE		1-8-0		1-2-0		6-6-0					
3-9-0	0-0-0	0-0-0		HOME		1-5-0		1-2-0		1-2-0					
5-7-0	0-0-0	0-0-0		AWAY		0-3-0		0-0-0		5-4-0					
0-0-0	0-0-0	0-0-0		NEUTRAL		0-0-0		0-0-0		0-0-0					
<hr/>															
RPI	S	Opponent	Score	RPI	S	Opponent	Score	RPI	S	Opponent	Score				
				42	A	UConn	3 11	68	A	Rhode Island	0 5	103	A	Morehead St.	0 22
								68	A	Rhode Island	1 3	103	A	Morehead St.	5 6
								68	A	Rhode Island	0 6	103	A	Morehead St.	6 7
								84	A	Boston College	1 13	141	H	Saint Louis	4 8
								94	H	Davidson	2 5	141	H	Saint Louis	1 8
								94	H	Davidson	7 6	141	H	Saint Louis	5 4
								94	H	Davidson	5 7	145	A	Central Conn. St.	15 0
								96	H	VCU	1 11	164	N	Northeastern	6 5
								96	H	VCU	0 2	169	H	Fairfield	6 5
								96	H	VCU	0 8	182	H	UMass Lowell	0 6
												184	H	Hartford	4 13
												189	A	Harvard	3 7
												189	N	Harvard	2 8
												190	A	George Washington	10 4
												190	A	George Washington	2 1
												190	A	George Washington	2 10
												193	N	Maine	10 6
												193	N	Maine	5 1
												193	N	Maine	2 4
												194	A	Fordham	4 5
												194	A	Fordham	2 10
												194	A	Fordham	3 0
				LAST 10 GAMES											
				94	H	Davidson	2 5	194	A	Fordham	2 10	199	A	Holy Cross	5 15
				94	H	Davidson	5 7	194	A	Fordham	3 0	210	A	Elon	0 3
				94	H	Davidson	7 6	68	A	Rhode Island	1 3	210	A	Elon	1 5
				169	H	Fairfield	6 5	68	A	Rhode Island	0 6	210	A	Elon	3 4
				194	A	Fordham	4 5	68	A	Rhode Island	0 5	235	N	Bucknell	1 3

Non-Div. I Games:

Massachusetts

RPI	S	Opponent	Score	
235	N	Bucknell	9	11
235	N	Bucknell	17	5
248	N	North Dakota St.	9	5
270	H	Dayton	3	0
270	H	Dayton	2	7
270	H	Dayton	2	5
281	A	La Salle	3	4
281	A	La Salle	6	2
281	A	La Salle	3	0

Massachusetts

M
a
s
s
a
c
h
u
s
e
t
t
s

M
a
s
s
a
c
h
u
s
e
t
t
s

Average RPI Win: 195		WON-LOST	WINNING	LAST 10	STRENGTH OF		OPP. STRENGTH	TEAM	ADJ		CONF.	ADJ CONF.
Average RPI Loss: 115		RECORD	PCT. RANK	GAMES	SCHEDULE		OF SCHEDULE	RPI	RPI		RPI	RPI
DIV. I ONLY		12-43-0	.21818	287	0-10-0		95	144	255		9	9
DIV. I NON-CONF.		6-19-0	.24	269	0-1-0		124	165	244		10	10
TOTALS		RPI 1-25	RPI 26-50		W-L RECORDS		RPI 51-100		RPI 101-150		RPI 150+	
12-43-0		0-2-0	0-8-0		OVERALL		2-10-0		0-6-0		10-17-0	
5-17-0		0-0-0	0-4-0		HOME		0-6-0		0-3-0		5-4-0	
7-26-0		0-2-0	0-4-0		AWAY		2-4-0		0-3-0		5-13-0	
0-0-0		0-0-0	0-0-0		NEUTRAL		0-0-0		0-0-0		0-0-0	
6-19-0		0-2-0	0-5-0		NON-CONFERENCE		1-2-0		0-0-0		5-10-0	
3-4-0		0-0-0	0-1-0		HOME		0-0-0		0-0-0		3-3-0	
3-15-0		0-2-0	0-0-0		AWAY		1-2-0		0-0-0		2-7-0	
0-0-0		0-0-0	0-0-0		NEUTRAL		0-0-0		0-0-0		0-0-0	
6-24-0		0-0-0	0-3-0		CONFERENCE		1-8-0		0-6-0		5-7-0	
2-13-0		0-0-0	0-3-0		HOME		0-6-0		0-3-0		2-1-0	
4-11-0		0-0-0	0-0-0		AWAY		1-2-0		0-3-0		3-6-0	
0-0-0		0-0-0	0-0-0		NEUTRAL		0-0-0		0-0-0		0-0-0	
RPI S	Opponent	Score	RPI S	Opponent	Score	RPI S	Opponent	Score	RPI S	Opponent	Score	
12 A	Arkansas	2 11	32 H	South Ala.	2 14	52 A	DBU	0 11	101 H	UT Arlington	3 10	
12 A	Arkansas	3 12	32 H	South Ala.	3 8	52 A	DBU	8 3	101 H	UT Arlington	4 6	
			32 H	South Ala.	1 4	52 A	DBU	4 12	101 H	UT Arlington	2 10	
			37 A	Ole Miss	3 5	55 H	Louisiana	3 6	108 A	Troy	1 9	
			37 A	Ole Miss	7 21	55 H	Louisiana	2 16	108 A	Troy	3 8	
			45 A	McNeese	5 14	55 H	Louisiana	3 5	108 A	Troy	9 10	
			45 H	McNeese	4 32	60 H	Coastal Caro.	5 10	173 A	Texas St.	4 7	
			47 A	Louisiana Tech	3 12	60 H	Coastal Caro.	1 8	173 A	Texas St.	6 5	
						60 H	Coastal Caro.	5 7	173 A	Texas St.	5 9	
						87 A	Ga. Southern	5 4	175 A	Alabama	3 10	
						87 A	Ga. Southern	3 9	175 A	Alabama	2 6	
						87 A	Ga. Southern	0 9	175 A	Alabama	3 4	
									180 A	Arkansas St.	5 3	
									180 A	Arkansas St.	6 12	
									180 A	Arkansas St.	3 8	
									188 A	UAB	3 4	
									188 A	UAB	3 4	
									188 A	UAB	2 3	
									200 H	Southern Ill.	6 2	
									200 H	Southern Ill.	4 3	
									200 H	Southern Ill.	0 9	
									214 A	Georgia St.	1 6	
									214 A	Georgia St.	4 3	
									214 A	Georgia St.	3 4	
									224 H	Little Rock	7 1	
									224 H	Little Rock	6 4	
									224 H	Little Rock	1 5	
			LAST 10 GAMES									
			55 H	Louisiana	3 6	108 A	Troy	1 9				
			55 H	Louisiana	3 5	60 H	Coastal Caro.	1 8				
			55 H	Louisiana	2 16	60 H	Coastal Caro.	5 10				
			108 A	Troy	3 8	60 H	Coastal Caro.	5 7				
			108 A	Troy	9 10	37 A	Ole Miss	3 5				

Non-Div. I Games:

La.-Monroe

RPI	S	Opponent	Score	
226	A	Jackson St.	10	2
226	H	Jackson St.	0	2
241	A	Northwestern St.	4	5
241	H	Northwestern St.	2	11
279	A	Grambling	4	3
279	H	Grambling	7	1

L
a
.
-
M
o
n
r
o
e

L
a
.
-
M
o
n
r
o
e

La.-Monroe

Average RPI Win:	245	WON-LOST	WINNING	LAST 10		STRENGTH OF	OPP. STRENGTH	TEAM	ADJ	CONF.	ADJ CONF.	
Average RPI Loss:	175	RECORD	PCT. RANK	GAMES		SCHEDULE	OF SCHEDULE	RPI	RPI	RPI	RPI	
DIV. I ONLY		22-28-0	.44	198	5-5-0	285	273	256	.44537	256	30	30
DIV. I NON-CONF.		10-14-0	.41667	204	0-2-0	226	248	191	.48131	191	27	27
<hr/>												
TOTALS	RPI 1-25	RPI 26-50		W-L RECORDS		RPI 51-100		RPI 101-150		RPI 150+		
22-28-0	0-0-0	0-1-0		OVERALL		2-4-0		2-6-0		18-17-0		
6-8-0	0-0-0	0-1-0		HOME		0-0-0		1-3-0		5-4-0		
14-20-0	0-0-0	0-0-0		AWAY		2-4-0		1-3-0		11-13-0		
2-0-0	0-0-0	0-0-0		NEUTRAL		0-0-0		0-0-0		2-0-0		
10-14-0	0-0-0	0-1-0		NON-CONFERENCE		2-4-0		1-3-0		7-6-0		
2-1-0	0-0-0	0-1-0		HOME		0-0-0		0-0-0		2-0-0		
6-13-0	0-0-0	0-0-		AWAY		2-4-0		1-3-0		3-6-0		
2-0-0	0-0-0	0-0-0		NEUTRAL		0-0-0		0-0-0		2-0-0		
12-14-0	0-0-0	0-0-0		CONFERENCE		0-0-0		1-3-0		11-11-0		
4-7-0	0-0-0	0-0-0		HOME		0-0-0		1-3-0		3-4-0		
8-7-0	0-0-0	0-0-0		AWAY		0-0-0		0-0-0		8-7-0		
0-0-0	0-0-0	0-0-0		NEUTRAL		0-0-0		0-0-0		0-0-0		
RPI	S	Opponent	Score	RPI	S	Opponent	Score	RPI	S	Opponent	Score	
				46	H	St. John's (NY)	4 9	51	A	Old Dominion	0 13	
								51	A	Old Dominion	8 16	
								51	A	Old Dominion	7 11	
								93	A	Seton Hall	2 10	
								93	A	Seton Hall	6 2	
								93	A	Seton Hall	2 1	
										118	A Houston Baptist	1 14
										118	A Houston Baptist	4 2
										118	A Houston Baptist	5 11
										143	A Nicholls St.	0 3
										145	H Central Conn. St.	0 3
										145	H Central Conn. St.	6 4
										145	H Central Conn. St.	0 5
										145	H Central Conn. St.	8 9
										162	A Bryant	8 4
										162	A Bryant	5 8
										162	A Bryant	2 7
										162	A Bryant	11 13
										179	A Stony Brook	11 15
										179	A Stony Brook	0 1
										194	A Fordham	7 11
										194	A Fordham	2 5
										194	A Fordham	3 5
										232	H Sacred Heart	1 3
										232	H Sacred Heart	4 5
										232	H Sacred Heart	5 6
										232	H Sacred Heart	9 7
				LAST 10 GAMES						234	A Army West Point	6 14
				232	H	Sacred Heart	4 5	288	A	Fairleigh Dickinson	5 3	
				232	H	Sacred Heart	1 3	288	A	Fairleigh Dickinson	5 1	
				232	H	Sacred Heart	5 6	288	A	Fairleigh Dickinson	12 6	
				232	H	Sacred Heart	9 7	288	A	Fairleigh Dickinson	12 8	
				46	H	St. John's (NY)	4 9	194	A	Fordham	2 5	
								272	A	Wagner	0 12	
								272	A	Wagner	5 8	

Non-Div. I Games:

LIU Brooklyn

RPI	S	Opponent	Score	
272	A	Wagner	5	1
272	A	Wagner	8	7
279	N	Grambling	7	3
288	A	Fairleigh Dickinson	5	1
288	A	Fairleigh Dickinson	5	3
288	A	Fairleigh Dickinson	12	6
288	A	Fairleigh Dickinson	12	8
291	N	Southern U.	9	4
294	H	NYIT	9	5
296	A	Mt. St. Mary's	15	11
296	A	Mt. St. Mary's	8	18
296	A	Mt. St. Mary's	7	8
296	H	Mt. St. Mary's	12	8
296	H	Mt. St. Mary's	8	11
296	H	Mt. St. Mary's	12	10
299	A	Saint Peter's	12	10

Average RPI Win:		208	WON-LOST RECORD		WINNING PCT. RANK	LAST 10 GAMES		STRENGTH OF SCHEDULE		OPP. STRENGTH OF SCHEDULE	TEAM RPI	ADJ RPI	CONF. RPI	ADJ CONF. RPI
Average RPI Loss:		146												
DIV. I ONLY			17-36-0		.32075	265		146		225	257	.44344	257	22
DIV. I NON-CONF.			11-19-0		.36667	233		178		232	245	.44807	245	23
TOTALS		RPI 1-25	RPI 26-50		W-L RECORDS		RPI 51-100		RPI 101-150		RPI 150+			
17-36-0		0-3-0	0-2-0		OVERALL		2-8-0		2-3-0		13-20-0			
10-18-0		0-0-0	0-0-0		HOME		2-7-0		1-1-0		7-10-0			
6-17-0		0-3-0	0-1-0		AWAY		0-1-0		1-2-0		5-10-0			
1-1-0		0-0-0	0-1-0		NEUTRAL		0-0-0		0-0-0		1-0-0			
11-19-0		0-3-0	0-2-0		NON-CONFERENCE		1-3-0		1-1-0		9-10-0			
8-8-0		0-0-0	0-0-0		HOME		1-2-0		1-1-0		6-5-0			
2-10-0		0-3-0	0-0-		AWAY		0-1-0		0-0-0		2-5-0			
1-1-0		0-0-0	0-1-0		NEUTRAL		0-0-0		0-0-0		1-0-0			
6-17-0		0-0-0	0-0-0		CONFERENCE		1-5-0		1-2-0		4-10-0			
2-10-0		0-0-0	0-0-0		HOME		1-5-0		0-0-0		1-5-0			
4-7-0		0-0-0	0-0-0		AWAY		0-0-0		1-2-0		3-5-0			
0-0-0		0-0-0	0-0-0		NEUTRAL		0-0-0		0-0-0		0-0-0			
RPI S	Opponent	Score	RPI S	Opponent	Score	RPI S	Opponent	Score	RPI S	Opponent	Score	RPI S	Opponent	Score
5 A	North Carolina	4 5	44 A	Maryland	11 12	51 H	Old Dominion	5 1	120 H	William & Mary	10 11			
16 A	Virginia	3 8	46 N	St. John's (NY)	3 7	60 A	Coastal Caro.	5 8	126 H	Cornell	8 7			
17 A	Texas	0 9				62 H	Binghamton	0 15	141 A	Saint Louis	3 4			
						68 H	Rhode Island	1 5	141 A	Saint Louis	2 8			
						68 H	Rhode Island	7 6	141 A	Saint Louis	11 7			
						68 H	Rhode Island	5 16	153 A	St. Bonaventure	2 7			
						78 H	Michigan St.	4 13	153 A	St. Bonaventure	5 6			
						96 H	VCU	7 14	173 A	Texas St.	2 13			
						96 H	VCU	2 14	173 A	Texas St.	5 6			
						96 H	VCU	1 4	173 A	Texas St.	3 18			
									190 H	George Washington	2 4			
									190 H	George Washington	8 5			
									190 H	George Washington	4 10			
									192 H	George Mason	3 4			
									192 H	George Mason	3 12			
									192 H	George Mason	6 7			
									196 N	N.C. A&T	3 1			
									197 H	UNC Asheville	4 2			
									197 H	UNC Asheville	5 3			
									197 H	UNC Asheville	1 4			
									213 A	Saint Joseph's	0 1			
									213 A	Saint Joseph's	1 2			
									213 A	Saint Joseph's	10 2			
									214 A	VMI	3 6			
									220 H	Campbell	4 5			
									229 H	Toledo	15 9			
									229 H	Toledo	4 6			
LAST 10 GAMES			96 H	VCU	1 4	141 A	Saint Louis	11 7	213 A	Saint Joseph's	10 2			
			96 H	VCU	2 14	141 A	Saint Louis	3 4	214 A	VMI	3 6			
			96 H	VCU	7 14	295 A	Coppin St.	7 4	220 H	Campbell	4 5			
			16 A	Virginia	3 8	51 H	Old Dominion	5 1	229 H	Toledo	15 9			
			141 A	Saint Louis	2 8	153 A	St. Bonaventure	5 6	229 H	Toledo	4 6			

Non-Div. I Games:

Richmond

RPI	S	Opponent	Score	
240	A	James Madison	7	9
250	H	Norfolk St.	8	10
258	H	Longwood	11	7
270	A	Dayton	11	1
270	A	Dayton	5	6
270	A	Dayton	10	5
273	A	Incarnate Word	7	5
278	H	Youngstown St.	5	2
278	H	Youngstown St.	5	8
278	H	Youngstown St.	7	1
295	A	Coppin St.	7	4

R
i
c
h
m
o
n
d

R
i
c
h
m
o
n
d

Richmond

Average RPI Win: 224		WON-LOST RECORD	WINNING PCT. RANK	LAST 10 GAMES	STRENGTH OF SCHEDULE	OPP. STRENGTH OF SCHEDULE	TEAM RPI	ADJ RPI		CONF. RPI	ADJ CONF. RPI				
Average RPI Loss: 171															
DIV. I ONLY		19-34-0	.35849	247	6-4-0	225	238	258	.44303	258	19	19			
DIV. I NON-CONF.		12-17-0	.41379	206	4-0-0	256	288	240	.45085	240	18	18			
<hr/>															
TOTALS		RPI 1-25		RPI 26-50		W-L RECORDS		RPI 51-100		RPI 101-150		RPI 150+			
19-34-0		0-1-0		0-0-0		OVERALL		1-6-0		2-4-0		16-23-0			
9-14-0		0-0-0		0-0-0		HOME		1-5-0		1-2-0		7-7-0			
10-20-0		0-1-0		0-0-0		AWAY		0-1-0		1-2-0		9-16-0			
0-0-0		0-0-0		0-0-0		NEUTRAL		0-0-0		0-0-0		0-0-0			
12-17-0		0-1-0		0-0-0		NON-CONFERENCE		0-1-0		1-2-0		11-13-0			
5-6-0		0-0-0		0-0-0		HOME		0-0-0		0-0-0		5-6-0			
7-11-0		0-1-0		0-0-		AWAY		0-1-0		1-2-0		6-7-0			
0-0-0		0-0-0		0-0-0		NEUTRAL		0-0-0		0-0-0		0-0-0			
7-17-0		0-0-0		0-0-0		CONFERENCE		1-5-0		1-2-0		5-10-0			
4-8-0		0-0-0		0-0-0		HOME		1-5-0		1-2-0		2-1-0			
3-9-0		0-0-0		0-0-0		AWAY		0-0-0		0-0-0		3-9-0			
0-0-0		0-0-0		0-0-0		NEUTRAL		0-0-0		0-0-0		0-0-0			
RPI	S	Opponent		Score		RPI	S	Opponent		Score					
16	A	Virginia		2	13										
						79	H	Liberty	7	20					
						79	H	Liberty	3	6					
						79	H	Liberty	4	13					
						90	H	Winthrop	4	15					
						90	H	Winthrop	9	7					
						90	H	Winthrop	3	7					
						96	A	VCU	4	5					
											135	H Presbyterian	2	10	
											135	H Presbyterian	1	2	
											135	H Presbyterian	2	1	
											138	A UNCW	1	11	
											138	A UNCW	5	3	
											138	A UNCW	3	7	
											155	A Radford	7	1	
											155	A Radford	6	16	
											155	A Radford	0	10	
											165	A Wofford	5	6	
											171	H Albany (NY)	3	11	
											171	H Albany (NY)	6	13	
											171	H Albany (NY)	11	6	
											186	A Gardner-Webb	2	4	
											186	A Gardner-Webb	3	4	
											186	A Gardner-Webb	2	7	
											192	H George Mason	5	6	
											197	A UNC Asheville	3	7	
											197	A UNC Asheville	7	1	
											197	A UNC Asheville	1	4	
											210	A Elon	9	5	
											210	A Elon	5	10	
											210	A Elon	0	7	
											214	A VMI	3	4	
											214	H VMI	4	6	
											220	A Campbell	0	11	
											220	A Campbell	4	9	
LAST 10 GAMES															
						220	A	Campbell	7	5	197	A	UNC Asheville	1	4
						220	A	Campbell	0	11	250	A	Norfolk St.	13	6
						220	A	Campbell	4	9	282	H	Lehigh	12	7
						197	A	UNC Asheville	3	7	282	H	Lehigh	7	4
						197	A	UNC Asheville	7	1	282	H	Lehigh	3	2

Non-Div. I Games:

Longwood

RPI	S	Opponent	Score	
220	A	Campbell	7	5
238	H	Charleston So.	1	0
238	H	Charleston So.	7	2
238	H	Charleston So.	7	8
240	A	James Madison	0	16
240	H	James Madison	3	4
250	A	Norfolk St.	13	6
250	H	Norfolk St.	13	15
252	A	N.C. Central	5	3
252	H	N.C. Central	3	2
257	A	Richmond	7	11
262	A	USC Upstate	5	10
282	H	Lehigh	12	7
282	H	Lehigh	3	2
282	H	Lehigh	7	4
287	A	Savannah St.	5	4
287	A	Savannah St.	7	3
287	A	Savannah St.	15	13

Longwood

L
o
n
g
w
o
o
d

L
o
n
g
w
o
o
d

RPI	S	Opponent	Score	
275	H	Portland	4	1
275	H	Portland	5	1
277	A	Seattle U	4	7
277	A	Seattle U	0	1
277	A	Seattle U	4	3
280	H	Omaha	20	3
280	H	Omaha	15	1
280	H	Omaha	2	8

UNLV

U
N
L
V

U
N
L
V

Average RPI Win: 204		WON-LOST RECORD		WINNING PCT. RANK		LAST 10 GAMES		STRENGTH OF SCHEDULE		OPP. STRENGTH OF SCHEDULE		TEAM RPI		ADJ RPI		CONF. RPI		ADJ CONF. RPI	
DIV. I ONLY		17-39-0		.30357 271		3-7-0		196		212		260		.44059 260		16		16	
DIV. I NON-CONF.		8-25-0		.24242 268		0-1-0		192		256		269		.42302 269		13		13	
TOTALS		RPI 1-25		RPI 26-50		W-L RECORDS		RPI 51-100		RPI 101-150		RPI 150+							
17-39-0		0-6-0		0-1-0		OVERALL		1-2-0		2-4-0		14-26-0							
6-16-0		0-2-0		0-0-0		HOME		1-2-0		0-0-0		5-12-0							
10-20-0		0-4-0		0-1-0		AWAY		0-0-0		2-4-0		8-11-0							
1-3-0		0-0-0		0-0-0		NEUTRAL		0-0-0		0-0-0		1-3-0							
8-25-0		0-4-0		0-1-0		NON-CONFERENCE		0-0-0		1-2-0		7-18-0							
4-10-0		0-0-0		0-0-0		HOME		0-0-0		0-0-0		4-10-0							
4-14-0		0-4-0		0-0-		AWAY		0-0-0		1-2-0		3-7-0							
0-1-0		0-0-0		0-0-0		NEUTRAL		0-0-0		0-0-0		0-1-0							
9-14-0		0-2-0		0-0-0		CONFERENCE		1-2-0		1-2-0		7-8-0							
2-6-0		0-2-0		0-0-0		HOME		1-2-0		0-0-0		1-2-0							
6-6-0		0-0-0		0-0-0		AWAY		0-0-0		1-2-0		5-4-0							
1-2-0		0-0-0		0-0-0		NEUTRAL		0-0-0		0-0-0		1-2-0							
RPI	S	Opponent		Score		RPI	S	Opponent		Score		RPI	S	Opponent		Score			
11	A	Southern Miss.		2	9	34	A	Indiana		3	6	52	H	DBU		9	0		
11	A	Southern Miss.		2	18							52	H	DBU		4	11		
11	A	Southern Miss.		10	14							52	H	DBU		6	17		
18	A	Vanderbilt		4	7														
22	H	Missouri St.		5	9														
22	H	Missouri St.		8	13														

Non-Div. I Games: Southern Ind. 5 1

Evansville

RPI	S	Opponent	Score	
220	A	Campbell	13	9
220	A	Campbell	1	8
220	A	Campbell	6	2
221	A	UT Martin	8	9
221	H	UT Martin	4	12
223	H	Western Mich.	3	4
223	H	Western Mich.	6	5
223	H	Western Mich.	2	11
228	A	SIUE	2	5
228	H	SIUE	7	8
253	H	Milwaukee	5	7
253	H	Milwaukee	2	0
253	H	Milwaukee	2	8
253	H	Milwaukee	6	4
263	H	Northern Ill.	2	5
263	H	Northern Ill.	0	1
268	A	Illinois St.	12	9
268	A	Illinois St.	8	1
268	A	Illinois St.	1	0

Evansville

E
v
a
n
s
v
i
l
l
e

E
v
a
n
s
v
i
l
l
e

Average RPI Win:		161	WON-LOST RECORD		WINNING PCT. RANK		LAST 10 GAMES		STRENGTH OF SCHEDULE		OPP. STRENGTH OF SCHEDULE		TEAM RPI		ADJ RPI		CONF. RPI		ADJ CONF. RPI				
Average RPI Loss:		107																					
DIV. I ONLY			13-40-0		.24528 283		2-8-0		116		121		261		.4378 261		11		11				
DIV. I NON-CONF.			4-22-0		.15385 286		0-1-0		110		102		282		.41137 282		11		11				
TOTALS		RPI 1-25		RPI 26-50		W-L RECORDS		RPI 51-100		RPI 101-150		RPI 150+											
13-40-0		0-2-0		1-5-0		OVERALL		3-16-0		1-9-0		8-8-0											
8-26-0		0-1-0		1-5-0		HOME		2-7-0		1-8-0		4-5-0											
5-14-0		0-1-0		0-0-0		AWAY		1-9-0		0-1-0		4-3-0											
0-0-0		0-0-0		0-0-0		NEUTRAL		0-0-0		0-0-0		0-0-0											
4-22-0		0-2-0		1-2-0		NON-CONFERENCE		1-6-0		0-7-0		2-5-0											
4-15-0		0-1-0		1-2-0		HOME		1-2-0		0-6-0		2-4-0											
0-7-0		0-1-0		0-0-		AWAY		0-4-0		0-1-0		0-1-0											
0-0-0		0-0-0		0-0-0		NEUTRAL		0-0-0		0-0-0		0-0-0											
9-18-0		0-0-0		0-3-0		CONFERENCE		2-10-0		1-2-0		6-3-0											
4-11-0		0-0-0		0-3-0		HOME		1-5-0		1-2-0		2-1-0											
5-7-0		0-0-0		0-0-0		AWAY		1-5-0		0-0-0		4-2-0											
0-0-0		0-0-0		0-0-0		NEUTRAL		0-0-0		0-0-0		0-0-0											
RPI	S	Opponent		Score		RPI	S	Opponent		Score		RPI	S	Opponent		Score		RPI	S	Opponent		Score	
13	A	Stanford		2	8	28	H	Arizona		10	16	53	H	San Diego		2	9	110	A	Cal Poly		0	15
13	H	Stanford		9	15	40	H	Michigan		3	10	53	H	San Diego		15	12	110	H	Cal Poly		7	11
						42	H	UConn		9	5	53	H	San Diego		1	11	123	H	Purdue		5	10
						50	H	Gonzaga		8	9	56	H	BYU		3	9	123	H	Purdue		7	8
						50	H	Gonzaga		7	13	56	H	BYU		4	8	123	H	Purdue		0	3
						50	H	Gonzaga		6	7	56	H	BYU		7	13	123	H	Purdue		4	12
												67	A	Loyola Marymount		10	3	137	H	San Francisco		2	4
												67	A	Loyola Marymount		1	5	137	H	San Francisco		7	12
												67	A	Loyola Marymount		3	6	137	H	San Francisco		3	2
												70	A	Saint Mary's (CA)		2	3	141	H	Saint Louis		3	5
												70	A	Saint Mary's (CA)		3	14	168	H	Creighton		1	3
												70	A	Saint Mary's (CA)		7	13	181	H	Northwestern		1	7
												83	H	Washington		1	8	181	H	Northwestern		8	1
												83	H	Washington		4	3	181	H	Northwestern		3	2
												83	H	Washington		2	5	181	H	Northwestern		9	15
												89	A	Oregon		2	6	195	A	Pepperdine		2	1
												89	A	Oregon		1	2	195	A	Pepperdine		8	2
												89	A	Oregon		0	10	195	A	Pepperdine		8	6
												89	A	Oregon		0	3	222	A	San Jose St.		2	4
																		222	H	San Jose St.		8	13
																		244	H	Pacific		7	2
																		244	H	Pacific		2	6
																		244	H	Pacific		5	3
																		275	A	Portland		5	7
																		275	A	Portland		7	4
																		275	A	Portland		2	3
LAST 10 GAMES																							
						70	A	Saint Mary's (CA)		3	14	244	H	Pacific		7	2	244	H	Pacific		5	3
						70	A	Saint Mary's (CA)		2	3	244	H	Pacific		5	3	275	A	Portland		5	7
						70	A	Saint Mary's (CA)		7	13	56	H	BYU		4	8	275	A	Portland		7	4
						13	H	Stanford		9	15	56	H	BYU		7	13	275	A	Portland		2	3
						244	H	Pacific		2	6	56	H	BYU		3	9						

Non-Div. I Games:

Santa Clara

Average RPI Win:		198	WON-LOST RECORD		WINNING PCT. RANK		LAST 10 GAMES		STRENGTH OF SCHEDULE		OPP. STRENGTH OF SCHEDULE		TEAM RPI		ADJ RPI		CONF. RPI		ADJ CONF. RPI				
Average RPI Loss:		149																					
DIV. I ONLY			24-31-0		.43636		207		4-6-0		259		155		262		.43706		262				
DIV. I NON-CONF.			17-17-0		.5		142		1-1-0		280		180		257		.43427		257				
TOTALS		RPI 1-25		RPI 26-50		W-L RECORDS		RPI 51-100		RPI 101-150		RPI 150+											
24-31-0		0-0-0		1-3-0		OVERALL		0-4-0		6-9-0		17-15-0											
20-19-0		0-0-0		0-0-0		HOME		0-1-0		4-9-0		16-9-0											
3-12-0		0-0-0		1-3-0		AWAY		0-3-0		2-0-0		0-6-0											
1-0-0		0-0-0		0-0-0		NEUTRAL		0-0-0		0-0-0		1-0-0											
17-17-0		0-0-0		0-1-0		NON-CONFERENCE		0-1-0		4-8-0		13-7-0											
14-13-0		0-0-0		0-0-0		HOME		0-1-0		2-8-0		12-4-0											
2-4-0		0-0-0		0-0-		AWAY		0-0-0		2-0-0		0-3-0											
1-0-0		0-0-0		0-0-0		NEUTRAL		0-0-0		0-0-0		1-0-0											
7-14-0		0-0-0		1-2-0		CONFERENCE		0-3-0		2-1-0		4-8-0											
6-6-0		0-0-0		0-0-0		HOME		0-0-0		2-1-0		4-5-0											
1-8-0		0-0-0		1-2-0		AWAY		0-3-0		0-0-0		0-3-0											
0-0-0		0-0-0		0-0-0		NEUTRAL		0-0-0		0-0-0		0-0-0											
RPI	S	Opponent		Score		RPI	S	Opponent		Score		RPI	S	Opponent		Score		RPI	S	Opponent		Score	
				31	A	South Carolina		3	6	63	A	Jacksonville		1	8	115	A	Furman		14	7		
				35	A	FGCU		6	11	63	A	Jacksonville		0	4	115	H	Furman		4	7		
				35	A	FGCU		6	7	63	A	Jacksonville		1	8	122	H	Virginia Tech		2	8		
				35	A	FGCU		3	1	100	H	Wright St.		1	5	122	H	Virginia Tech		3	11		
																122	H	Virginia Tech		8	9		
																128	H	North Florida		2	7		
																128	H	North Florida		4	3		
																128	H	North Florida		2	1		
																131	H	Pittsburgh		1	3		
																131	H	Pittsburgh		9	5		
																135	A	Presbyterian		6	5		
																135	H	Presbyterian		5	4		
																139	H	Rutgers		3	11		
																139	H	Rutgers		7	10		
																139	H	Rutgers		1	5		
																156	A	Kennesaw St.		5	8		
																156	A	Kennesaw St.		0	4		
																156	A	Kennesaw St.		2	9		
																157	H	Stetson		0	11		
																157	H	Stetson		4	6		
																157	H	Stetson		5	2		
																165	A	Wofford		2	4		
																165	H	Wofford		14	10		
																165	H	Wofford		6	5		
																186	H	Gardner-Webb		5	10		
																197	A	UNC Asheville		4	8		
																197	H	UNC Asheville		10	9		
LAST 10 GAMES				289	H	NJIT		13	12	63	A	Jacksonville		1	8	165	H	Wofford		14	10		
				289	H	NJIT		11	3	63	A	Jacksonville		1	8	165	H	Wofford		6	5		
				289	H	NJIT		5	7	165	H	Wofford		6	5	186	H	Gardner-Webb		5	10		
				31	A	South Carolina		3	6	128	H	North Florida		4	3	197	A	UNC Asheville		4	8		
				63	A	Jacksonville		0	4	128	H	North Florida		2	7	197	H	UNC Asheville		10	9		

Non-Div. I Games:

USC Upstate

Average RPI Win:	204	WON-LOST	WINNING	LAST 10	STRENGTH OF	OPP. STRENGTH	TEAM	ADJ	CONF.	ADJ CONF.					
Average RPI Loss:	169	RECORD	PCT. RANK	GAMES	SCHEDULE	OF SCHEDULE	RPI	RPI	RPI	RPI					
DIV. I ONLY		17-38-0	.30909	268	2-8-0	235	243	263	.43686	263	23	23			
DIV. I NON-CONF.		6-23-0	.2069	279	0-1-0	183	263	262	.43151	262	20	20			
<hr/>															
TOTALS	RPI 1-25	RPI 26-50		W-L RECORDS		RPI 51-100		RPI 101-150		RPI 150+					
17-38-0	0-0-0	1-4-0		OVERALL		1-7-0		1-3-0		14-24-0					
4-11-0	0-0-0	0-0-0		HOME		1-4-0		0-0-0		3-7-0					
12-21-0	0-0-0	1-4-0		AWAY		0-2-0		1-3-0		10-11-0					
1-6-0	0-0-0	0-0-0		NEUTRAL		0-1-0		0-0-0		1-5-0					
6-23-0	0-0-0	1-4-0		NON-CONFERENCE		0-5-0		1-3-0		4-11-0					
0-3-0	0-0-0	0-0-0		HOME		0-2-0		0-0-0		0-1-0					
5-16-0	0-0-0	1-0-		AWAY		0-2-0		1-3-0		3-7-0					
1-4-0	0-0-0	0-0-0		NEUTRAL		0-1-0		0-0-0		1-3-0					
11-15-0	0-0-0	0-0-0		CONFERENCE		1-2-0		0-0-0		10-13-0					
4-8-0	0-0-0	0-0-0		HOME		1-2-0		0-0-0		3-6-0					
7-5-0	0-0-0	0-0-0		AWAY		0-0-0		0-0-0		7-5-0					
0-2-0	0-0-0	0-0-0		NEUTRAL		0-0-0		0-0-0		0-2-0					
RPI	S	Opponent	Score	RPI	S	Opponent	Score	RPI	S	Opponent	Score	RPI	S	Opponent	Score
				29	A	Oklahoma	3 10	72	H	Minnesota	2 3	121	A	Notre Dame	1 12
				40	A	Michigan	3 8	80	A	Iowa	8 12	141	A	Saint Louis	1 8
				40	A	Michigan	4 7	84	N	Boston College	1 9	141	A	Saint Louis	2 0
				40	A	Michigan	4 7	92	H	Kent St.	4 7	141	A	Saint Louis	5 10
				40	A	Michigan	8 5	92	H	Kent St.	1 4	158	A	Central Mich.	18 6
								92	H	Kent St.	8 7	158	A	Central Mich.	9 12
								99	A	Ill.-Chicago	1 6	158	A	Central Mich.	1 3
								99	H	Ill.-Chicago	3 17	158	N	Central Mich.	2 6
												163	H	Ball St.	1 4
												163	H	Ball St.	6 3
												163	H	Ball St.	11 8
												166	A	Indiana St.	8 17
												191	H	Eastern Mich.	1 7
												191	H	Eastern Mich.	3 14
												191	H	Eastern Mich.	2 9
												191	N	Eastern Mich.	7 8
												212	A	Valparaiso	2 8
												228	A	SIUE	2 4
												228	A	SIUE	3 4
												228	A	SIUE	3 5
												228	A	SIUE	7 9
												229	A	Toledo	7 4
												229	A	Toledo	16 2
												229	A	Toledo	9 3
												230	A	Buffalo	1 3
												230	A	Buffalo	2 1
												230	A	Buffalo	3 6
LAST 10 GAMES															
				191	N	Eastern Mich.	7 8	253	A	Milwaukee	0 3				
				158	N	Central Mich.	2 6	191	H	Eastern Mich.	3 14				
				231	A	Miami (OH)	5 4	191	H	Eastern Mich.	1 7				
				231	A	Miami (OH)	11 7	191	H	Eastern Mich.	2 9				
				231	A	Miami (OH)	5 9	158	A	Central Mich.	1 3				

Non-Div. I Games:

Northern Ill.

Northern Ill.

Average RPI Win:	219	WON-LOST RECORD	WINNING PCT. RANK	LAST 10 GAMES	STRENGTH OF SCHEDULE	OPP. STRENGTH OF SCHEDULE	TEAM RPI	ADJ RPI	CONF. RPI	ADJ CONF. RPI					
DIV. I ONLY		18-36-0	.33333	260	3-7-0	234	228	264	.43679	264	25	25			
DIV. I NON-CONF.		7-21-0	.25	263	0-1-0	223	168	268	.42372	268	26	26			
<hr/>															
TOTALS	RPI 1-25	RPI 26-50		W-L RECORDS		RPI 51-100		RPI 101-150		RPI 150+					
18-36-0	0-0-0	0-0-0		OVERALL		1-4-0		1-13-0		16-19-0					
8-14-0	0-0-0	0-0-0		HOME		0-3-0		1-5-0		7-6-0					
10-20-0	0-0-0	0-0-0		AWAY		1-1-0		0-8-0		9-11-0					
0-2-0	0-0-0	0-0-0		NEUTRAL		0-0-0		0-0-0		0-2-0					
<hr/>															
7-21-0	0-0-0	0-0-0		NON-CONFERENCE		1-4-0		0-8-0		6-9-0					
4-6-0	0-0-0	0-0-0		HOME		0-3-0		0-0-0		4-3-0					
3-15-0	0-0-0	0-0-		AWAY		1-1-0		0-8-0		2-6-0					
0-0-0	0-0-0	0-0-0		NEUTRAL		0-0-0		0-0-0		0-0-0					
<hr/>															
11-15-0	0-0-0	0-0-0		CONFERENCE		0-0-0		1-5-0		10-10-0					
4-8-0	0-0-0	0-0-0		HOME		0-0-0		1-5-0		3-3-0					
7-5-0	0-0-0	0-0-0		AWAY		0-0-0		0-0-0		7-5-0					
0-2-0	0-0-0	0-0-0		NEUTRAL		0-0-0		0-0-0		0-2-0					
<hr/>															
RPI	S	Opponent	Score	RPI	S	Opponent	Score	RPI	S	Opponent	Score				
						56 A	BYU	6		7	123 A	Washington St.	3		9
						56 H	BYU	3		8	123 A	Washington St.	0		10
						56 H	BYU	4		23	123 A	Washington St.	2		9
						69 A	Utah	9		7	123 A	Washington St.	4		8
						69 H	Utah	5		23	125 H	New Mexico St.	1		24
											125 H	New Mexico St.	6		16
											125 H	New Mexico St.	0		6
											133 H	Grand Canyon	4		10
											133 H	Grand Canyon	9		2
											133 H	Grand Canyon	7		10
											137 A	San Francisco	1		4
											146 A	Wichita St.	5		6
											146 A	Wichita St.	2		16
											146 A	Wichita St.	3		4
											166 H	Indiana St.	5		10
											166 H	Indiana St.	8		11
											166 H	Indiana St.	7		6
											166 H	Indiana St.	9		7
											167 A	CSU Bakersfield	5		7
											167 A	CSU Bakersfield	0		10
											167 A	CSU Bakersfield	5		9
											168 A	Creighton	5		19
											168 A	Creighton	2		3
											168 A	Creighton	2		1
											168 A	Creighton	5		6
											174 A	UC Davis	4		3
											174 A	UC Davis	6		7
<hr/>															
LAST 10 GAMES															
						277 N	Seattle U	9		11	56 A	BYU	6		7
						233 N	Northern Colo.	4		6	133 H	Grand Canyon	4		10
						277 A	Seattle U	8		5	133 H	Grand Canyon	9		2
						277 A	Seattle U	3		2	133 H	Grand Canyon	7		10
						277 A	Seattle U	1		4	125 H	New Mexico St.	0		6

Non-Div. I Games:

Utah Valley

[illegible]

Non-Div. I Games:

Tex. Permian Basin

13 5

Baker

7 0

Tex. Permian Basin

2

Abilene Christian

RPI	S	Opponent	Score	
248	H	North Dakota St.	9	1
248	H	North Dakota St.	5	3
273	H	Incarnate Word	3	6
273	H	Incarnate Word	5	0
273	H	Incarnate Word	4	5

Abilene Christian

A
b
i
l
e
n
e
C
h
r
i
s
t
i
a
n

A
b
i
l
e
n
e
C
h
r
i
s
t
i
a
n

Average RPI Win:	226	WON-LOST RECORD	WINNING PCT. RANK	LAST 10 GAMES	STRENGTH OF SCHEDULE	OPP. STRENGTH OF SCHEDULE	TEAM RPI	ADJ RPI	CONF. RPI	ADJ CONF. RPI			
DIV. I ONLY		18-35-0	.33962	257	5-5-0	258	262	266	.43484	266	26	26	
DIV. I NON-CONF.		6-21-0	.22222	274	0-0-0	220	195	259	.433	259	25	25	
<hr/>													
TOTALS	RPI 1-25	RPI 26-50		W-L RECORDS		RPI 51-100		RPI 101-150		RPI 150+			
18-35-0	0-0-0	0-3-0		OVERALL		1-5-0		1-2-0		16-25-0			
7-8-0	0-0-0	0-0-0		HOME		0-0-0		0-0-0		7-8-0			
10-23-0	0-0-0	0-3-0		AWAY		1-5-0		1-2-0		8-13-0			
1-4-0	0-0-0	0-0-0		NEUTRAL		0-0-0		0-0-0		1-4-0			
6-21-0	0-0-0	0-3-0		NON-CONFERENCE		1-5-0		0-0-0		5-13-0			
0-3-0	0-0-0	0-0-0		HOME		0-0-0		0-0-0		0-3-0			
5-16-0	0-0-0	0-0-		AWAY		1-5-0		0-0-0		4-8-0			
1-2-0	0-0-0	0-0-0		NEUTRAL		0-0-0		0-0-0		1-2-0			
12-14-0	0-0-0	0-0-0		CONFERENCE		0-0-0		1-2-0		11-12-0			
7-5-0	0-0-0	0-0-0		HOME		0-0-0		0-0-0		7-5-0			
5-7-0	0-0-0	0-0-0		AWAY		0-0-0		1-2-0		4-5-0			
0-2-0	0-0-0	0-0-0		NEUTRAL		0-0-0		0-0-0		0-2-0			
RPI	S	Opponent	Score	RPI	S	Opponent	Score	RPI	S	Opponent	Score		
				26	A	UCF	3 13	86	A	FIU	3 2		
				26	A	UCF	2 7	86	A	FIU	3 7		
				26	A	UCF	1 10	86	A	FIU	3 5		
								86	A	FIU	1 5		
								93	A	Seton Hall	2 7		
								93	A	Seton Hall	3 7		
										148	A Canisius	2 0	
										148	A Canisius	2 3	
										148	A Canisius	5 16	
										169	A Fairfield	0 6	
										169	A Fairfield	13 6	
										169	A Fairfield	4 6	
										171	A Albany (NY)	3 7	
										171	H Albany (NY)	5 16	
										179	A Stony Brook	10 11	
										182	N UMass Lowell	1 10	
										182	N UMass Lowell	2 5	
										193	A Maine	1 3	
										193	A Maine	13 18	
										193	A Maine	6 10	
										193	A Maine	6 4	
										194	A Fordham	4 8	
										194	A Fordham	4 2	
										217	H Niagara	2 10	
										217	H Niagara	4 2	
										217	H Niagara	6 5	
										225	A Rider	7 5	
										225	A Rider	8 6	
				LAST 10 GAMES							225	A Rider	1 6
				225	N Rider	3 4	148	A Canisius	2 3	225	A Rider	3 4	
				237	N Iona	1 5	148	A Canisius	2 0	225	N Rider	1 2	
				299	H Saint Peter's	5 1	148	A Canisius	5 16	227	H Siena	1 12	
				299	H Saint Peter's	12 2	247	H Quinnipiac	7 2	227	H Siena	5 4	
				299	H Saint Peter's	19 1	247	H Quinnipiac	0 3	227	H Siena		

Non-Div. I Games:

Manhattan

RPI	S	Opponent	Score	
234	A	Army West Point	8	6
234	A	Army West Point	5	7
237	A	Iona	1	4
237	A	Iona	2	5
237	A	Iona	4	1
237	N	Iona	1	5
247	H	Quinnipiac	0	3
247	H	Quinnipiac	0	4
247	H	Quinnipiac	7	2
256	A	LIU Brooklyn	2	11
256	H	LIU Brooklyn	3	11
271	A	Hofstra	6	3
271	H	Hofstra	2	8
282	N	Lehigh	16	0
299	H	Saint Peter's	19	1
299	H	Saint Peter's	12	2
299	H	Saint Peter's	5	1

Manhattan

M
a
n
h
a
t
t
a
n

M
a
n
h
a
t
t
a
n

Average RPI Win: 260		WON-LOST	WINNING	LAST 10	STRENGTH OF		OPP. STRENGTH	TEAM	ADJ	CONF.	ADJ CONF.
Average RPI Loss: 183		RECORD	PCT. RANK	GAMES	SCHEDULE		OF SCHEDULE	RPI	RPI	RPI	RPI
DIV. I ONLY		20-34-0	.37037	240	4-6-0		271	285	267	.43405	267
DIV. I NON-CONF.		2-21-0	.08696	296	0-5-0		123	69	272	.42063	272
TOTALS		RPI 1-25	RPI 26-50		W-L RECORDS		RPI 51-100		RPI 101-150		RPI 150+
20-34-0		0-4-0	0-1-0		OVERALL		0-4-0		2-4-0		18-21-0
9-3-0		0-0-0	0-0-0		HOME		0-0-0		0-0-0		9-3-0
7-29-0		0-2-0	0-0-0		AWAY		0-4-0		2-4-0		5-16-0
4-2-0		0-0-0	0-1-0		NEUTRAL		0-0-0		0-0-0		4-1-0
2-21-0		0-4-0	0-1-0		NON-CONFERENCE		0-4-0		2-4-0		0-8-0
0-0-0		0-0-0	0-0-0		HOME		0-0-0		0-0-0		0-0-0
2-20-0		0-4-0	0-0-		AWAY		0-4-0		2-4-0		0-8-0
0-1-0		0-0-0	0-1-0		NEUTRAL		0-0-0		0-0-0		0-0-0
18-13-0		0-0-0	0-0-0		CONFERENCE		0-0-0		0-0-0		18-13-0
9-3-0		0-0-0	0-0-0		HOME		0-0-0		0-0-0		9-3-0
5-9-0		0-0-0	0-0-0		AWAY		0-0-0		0-0-0		5-9-0
4-1-0		0-0-0	0-0-0		NEUTRAL		0-0-0		0-0-0		4-1-0
RPI S	Opponent	Score	RPI S	Opponent	Score	RPI S	Opponent	Score	RPI S	Opponent	Score
3 A	LSU	7 15	41 N	Rice	6 13	66 A	Kansas	4 20	104 A	Lamar University	2 3
7 A	Texas Tech	4 8				66 A	Kansas	0 10	104 A	Lamar University	2 5
7 A	Texas Tech	7 14				66 A	Kansas	4 8	118 A	Houston Baptist	4 1
19 A	Houston	3 16				66 A	Kansas	2 11	143 A	Nicholls St.	1 10
									143 A	Nicholls St.	3 2
									143 A	Nicholls St.	1 2
									152 A	SFA	0 14
									152 A	SFA	0 7
									205 N	Alabama St.	4 2
									226 A	Jackson St.	1 11
									226 A	Jackson St.	4 12
									226 N	Jackson St.	0 15
									226 N	Jackson St.	11 2
									226 N	Jackson St.	8 6
									251 A	UTRGV	2 12
									251 A	UTRGV	0 9
									251 A	UTRGV	4 5
									251 A	UTRGV	4 11
									273 A	Incarnate Word	5 7
									273 A	Incarnate Word	9 17
									279 A	Grambling	11 7
									279 A	Grambling	1 7
									279 A	Grambling	3 13
									279 H	Grambling	5 6
									279 H	Grambling	12 11
									279 H	Grambling	6 5
									283 A	Ark.-Pine Bluff	9 5
LAST 10 GAMES			LAST 10 GAMES			LAST 10 GAMES			LAST 10 GAMES		
41 N	Rice	6 13	297 N	Alabama A&M	7 4	297 N	Alabama A&M	7 4	297 N	Alabama A&M	7 4
3 A	LSU	7 15	291 H	Southern U.	6 8	291 H	Southern U.	6 8	291 H	Southern U.	6 8
205 N	Alabama St.	4 2	66 A	Kansas	0 10	66 A	Kansas	0 10	66 A	Kansas	0 10
226 N	Jackson St.	11 2	66 A	Kansas	4 8	66 A	Kansas	4 8	66 A	Kansas	4 8
226 N	Jackson St.	8 6	66 A	Kansas	2 11	66 A	Kansas	2 11	66 A	Kansas	2 11

Non-Div. I Games:

Texas Southern

Texas Southern

Average RPI Win:	163	WON-LOST	WINNING	LAST 10	STRENGTH OF	OPP. STRENGTH	TEAM	ADJ	CONF.	ADJ CONF.	
Average RPI Loss:	162	RECORD	PCT. RANK	GAMES	SCHEDULE	OF SCHEDULE	RPI	RPI	RPI	RPI	
DIV. I ONLY	15-40-0	.27273	277	4-6-0	212	186	268	.43215	268	16	16
DIV. I NON-CONF.	9-20-0	.31034	249	0-0-0	262	233	265	.4295	265	13	13
TOTALS	RPI 1-25	RPI 26-50	W-L RECORDS		RPI 51-100	RPI 101-150		RPI 150+			
15-40-0	3-2-0	0-0-0	OVERALL		2-7-0	2-9-0		8-22-0			
5-11-0	1-1-0	0-0-0	HOME		0-0-0	1-1-0		3-9-0			
5-27-0	0-0-0	0-0-0	AWAY		2-6-0	0-8-0		3-13-0			
5-2-0	2-1-0	0-0-0	NEUTRAL		0-1-0	1-0-0		2-0-0			
9-20-0	0-0-0	0-0-0	NON-CONFERENCE		2-3-0	1-6-0		6-11-0			
4-4-0	0-0-0	0-0-0	HOME		0-0-0	1-1-0		3-3-0			
4-16-0	0-0-0	0-0-	AWAY		2-3-0	0-5-0		2-8-0			
1-0-0	0-0-0	0-0-0	NEUTRAL		0-0-0	0-0-0		1-0-0			
6-20-0	3-2-0	0-0-0	CONFERENCE		0-4-0	1-3-0		2-11-0			
1-7-0	1-1-0	0-0-0	HOME		0-0-0	0-0-0		0-6-0			
1-11-0	0-0-0	0-0-0	AWAY		0-3-0	0-3-0		1-5-0			
4-2-0	2-1-0	0-0-0	NEUTRAL		0-1-0	1-0-0		1-0-0			
RPI S	Opponent	Score	RPI S	Opponent	Score	RPI S	Opponent	Score	RPI S	Opponent	Score
22 H	Missouri St.	8 4				52 A	DBU	6 7	119 A	Memphis	1 3
22 H	Missouri St.	5 8				52 A	DBU	2 10	119 A	Memphis	11 12
22 N	Missouri St.	6 8				52 A	DBU	4 11	119 A	Memphis	4 5
22 N	Missouri St.	7 2				52 N	DBU	6 10	121 A	Notre Dame	6 7
22 N	Missouri St.	1 0				71 A	Xavier	7 5	141 H	Saint Louis	2 1
						71 A	Xavier	8 9	142 A	Illinois	1 7
						71 A	Xavier	2 3	142 H	Illinois	5 6
						88 A	Tennessee Tech	3 4	146 A	Wichita St.	7 12
						88 A	Tennessee Tech	9 2	146 A	Wichita St.	5 10
									146 A	Wichita St.	1 11
									146 N	Wichita St.	7 4
									166 H	Indiana St.	6 9
									166 H	Indiana St.	3 4
									166 H	Indiana St.	4 15
									166 N	Indiana St.	17 7
									170 A	Austin Peay	4 9
									200 A	Southern Ill.	9 10
									200 A	Southern Ill.	0 5
									200 A	Southern Ill.	2 3
									208 A	Bradley	3 13
									208 A	Bradley	6 8
									208 A	Bradley	9 4
									212 H	Valparaiso	3 4
									216 A	Lipscomb	1 3
									216 A	Lipscomb	3 8
									216 A	Lipscomb	8 10
									231 A	Miami (OH)	4 9
LAST 10 GAMES											
						52 N	DBU	6 10	22 H	Missouri St.	8 4
						22 N	Missouri St.	7 2	22 H	Missouri St.	5 8
						22 N	Missouri St.	6 8	200 A	Southern Ill.	9 10
						146 N	Wichita St.	7 4	200 A	Southern Ill.	0 5
						22 N	Missouri St.	1 0	200 A	Southern Ill.	2 3

Non-Div. I Games: III. Wesleyan 7 5

Illinois St.

Illinois.

Il
li
li
i
n
o
i
s
s
t
.

Illinois St.

Average RPI Win: 244		WON-LOST	WINNING	LAST 10	STRENGTH OF		OPP. STRENGTH	TEAM	ADJ	CONF.	ADJ CONF.
Average RPI Loss: 172		RECORD	PCT. RANK	GAMES	SCHEDULE		OF SCHEDULE	RPI	RPI	RPI	RPI
DIV. I ONLY		16-32-0	.33333	260	1-9-0		246	280	269	.43084	269
DIV. I NON-CONF.		4-15-0	.21053	278	0-0-0		144	207	251	.43919	251
TOTALS		RPI 1-25	RPI 26-50		W-L RECORDS		RPI 51-100		RPI 101-150		RPI 150+
16-32-0	0-4-0	0-0-0		OVERALL		2-6-0		0-4-0		14-18-0	
8-6-0	0-0-0	0-0-0		HOME		1-2-0		0-0-0		7-4-0	
8-22-0	0-2-0	0-0-0		AWAY		1-3-0		0-4-0		7-13-0	
0-4-0	0-2-0	0-0-0		NEUTRAL		0-1-0		0-0-0		0-1-0	
4-15-0	0-4-0	0-0-0		NON-CONFERENCE		1-1-0		0-4-0		3-6-0	
2-0-0	0-0-0	0-0-0		HOME		1-0-0		0-0-0		1-0-0	
2-13-0	0-2-0	0-0-		AWAY		0-1-0		0-4-0		2-6-0	
0-2-0	0-2-0	0-0-0		NEUTRAL		0-0-0		0-0-0		0-0-0	
12-17-0	0-0-0	0-0-0		CONFERENCE		1-5-0		0-0-0		11-12-0	
6-6-0	0-0-0	0-0-0		HOME		0-2-0		0-0-0		6-4-0	
6-9-0	0-0-0	0-0-0		AWAY		1-2-0		0-0-0		5-7-0	
0-2-0	0-0-0	0-0-0		NEUTRAL		0-1-0		0-0-0		0-1-0	
RPI S	Opponent	Score		RPI S	Opponent	Score		RPI S	Opponent	Score	
7 N	Texas Tech	5	13					75 A	Oral Roberts	0	3
7 N	Texas Tech	1	15					75 A	Oral Roberts	5	2
21 A	Mississippi St.	9	10					75 A	Oral Roberts	0	1
21 A	Mississippi St.	2	8					75 H	Oral Roberts	1	6
								75 H	Oral Roberts	5	16
								75 N	Oral Roberts	2	5
								80 A	Iowa	1	4
								80 H	Iowa	7	5
								136 A	Southeast Mo. St.	4	5
								136 A	Southeast Mo. St.	1	5
								136 A	Southeast Mo. St.	2	22
								141 A	Saint Louis	6	7
								200 A	Southern Ill.	2	3
								200 A	Southern Ill.	6	8
								200 A	Southern Ill.	2	12
								228 A	SIUE	3	9
								228 H	SIUE	21	4
								236 A	South Dakota St.	7	5
								236 A	South Dakota St.	7	8
								236 A	South Dakota St.	8	18
								236 H	South Dakota St.	8	4
								236 H	South Dakota St.	7	2
								236 H	South Dakota St.	5	13
								248 A	North Dakota St.	3	6
								248 A	North Dakota St.	0	8
								248 A	North Dakota St.	2	5
								248 H	North Dakota St.	0	1
								248 H	North Dakota St.	5	7
								248 H	North Dakota St.	5	1
								248 N	North Dakota St.	4	11
								268 A	Illinois St.	4	1
								270 A	Dayton	0	6
								270 A	Dayton	7	5
								270 A	Dayton	1	4
								280 A	Omaha	2	4

Non-Div. I Games: St. Ambrose 9 0 Robert Morris-Peoria 12 1

Western Ill.

RPI	S	Opponent	Score	
280	A	Omaha	11	10
280	A	Omaha	14	4
280	H	Omaha	3	1
298	A	Fort Wayne	0	2
298	A	Fort Wayne	7	4
298	A	Fort Wayne	15	5
298	H	Fort Wayne	6	5
298	H	Fort Wayne	1	5
298	H	Fort Wayne	4	1

W
e
s
t
e
r
n
I
l
l
.

W
e
s
t
e
r
n
I
l
l
.

Western Ill.

RPI	S	Opponent	Score	
229	H	Toledo	7	11
231	A	Miami (OH)	6	7
231	H	Miami (OH)	9	16
242	A	Eastern Ky.	3	2
254	A	Massachusetts	0	3
254	A	Massachusetts	7	2
254	A	Massachusetts	5	2
257	H	Richmond	5	10
257	H	Richmond	6	5
257	H	Richmond	1	11
262	A	USC Upstate	20	21
268	A	Illinois St.	2	7
268	A	Illinois St.	2	4
268	A	Illinois St.	10	2
269	H	Western Ill.	4	1
269	H	Western Ill.	5	7
269	H	Western Ill.	6	0
274	A	Bowling Green	10	17
274	H	Bowling Green	3	1
281	H	La Salle	16	1
281	H	La Salle	14	7
281	H	La Salle	11	2

Dayton

[illegible]

Non-Div. I Games:	LIU Post	3	1
-------------------	----------	---	---

Hofstra

RPI	S	Opponent	Score	
210	H	Elon	7	4
210	H	Elon	1	8
238	A	Charleston So.	1	4
238	A	Charleston So.	7	8
238	A	Charleston So.	3	9
240	A	James Madison	10	8
240	A	James Madison	3	4
240	A	James Madison	1	5
246	H	Towson	11	5
246	H	Towson	6	12
246	H	Towson	2	10
256	H	LIU Brooklyn	6	9
266	A	Manhattan	8	2
266	H	Manhattan	3	6
279	N	Grambling	7	8
291	N	Southern U.	4	2
294	A	NYIT	6	5
294	H	NYIT	14	3

Hofstra

Average RPI Win:	238	WON-LOST RECORD	WINNING PCT. RANK	LAST 10 GAMES	STRENGTH OF SCHEDULE	OPP. STRENGTH OF SCHEDULE	TEAM RPI	ADJ RPI	CONF. RPI	ADJ CONF. RPI		
DIV. I ONLY		22-28-0	.44	198	5-5-0	290	279	272	.4277	272	30	30
DIV. I NON-CONF.		8-14-0	.36364	235	0-0-0	285	262	260	.43208	260	27	27
<hr/>												
TOTALS	RPI 1-25	RPI 26-50		W-L RECORDS		RPI 51-100		RPI 101-150		RPI 150+		
22-28-0	0-0-0	0-1-0		OVERALL		0-1-0		2-9-0		20-17-0		
8-10-0	0-0-0	0-0-0		HOME		0-0-0		2-2-0		6-8-0		
11-14-0	0-0-0	0-1-0		AWAY		0-1-0		0-6-0		11-6-0		
3-4-0	0-0-0	0-0-0		NEUTRAL		0-0-0		0-1-0		3-3-0		
8-14-0	0-0-0	0-1-0		NON-CONFERENCE		0-1-0		0-6-0		8-6-0		
2-1-0	0-0-0	0-0-0		HOME		0-0-0		0-0-0		2-1-0		
4-11-0	0-0-0	0-0-		AWAY		0-1-0		0-6-0		4-3-0		
2-2-0	0-0-0	0-0-0		NEUTRAL		0-0-0		0-0-0		2-2-0		
14-14-0	0-0-0	0-0-0		CONFERENCE		0-0-0		2-3-0		12-11-0		
6-9-0	0-0-0	0-0-0		HOME		0-0-0		2-2-0		4-7-0		
7-3-0	0-0-0	0-0-0		AWAY		0-0-0		0-0-0		7-3-0		
1-2-0	0-0-0	0-0-0		NEUTRAL		0-0-0		0-1-0		1-1-0		
RPI	S	Opponent	Score	RPI	S	Opponent	Score	RPI	S	Opponent	Score	
				46	A	St. John's (NY)	2 6	93	A	Seton Hall	2 9	
								127	A	Delaware	7 15	
								127	A	Delaware	8 21	
								127	A	Delaware	6 19	
								139	A	Rutgers	2 9	
								139	A	Rutgers	10 12	
								143	A	Nicholls St.	4 11	
								145	H	Central Conn. St.	5 2	
								145	H	Central Conn. St.	7 10	
								145	H	Central Conn. St.	4 7	
								145	H	Central Conn. St.	5 4	
								145	N	Central Conn. St.	4 5	
								153	H	St. Bonaventure	4 1	
								153	H	St. Bonaventure	6 5	
								162	H	Bryant	5 6	
								162	H	Bryant	4 5	
								162	H	Bryant	0 1	
								162	H	Bryant	7 1	
								162	N	Bryant	6 5	
								199	N	Holy Cross	2 3	
								199	N	Holy Cross	6 2	
								225	A	Rider	14 7	
				LAST 10 GAMES				232	A	Sacred Heart	4 3	
				232	N	Sacred Heart	3 4	296	A	Mt. St. Mary's	3 6	
				162	N	Bryant	6 5	296	A	Mt. St. Mary's	18 16	
				145	N	Central Conn. St.	4 5	145	H	Central Conn. St.	5 4	
				296	A	Mt. St. Mary's	7 3	145	H	Central Conn. St.	4 7	
				296	A	Mt. St. Mary's	10 9	145	H	Central Conn. St.	7 10	
								232	A	Sacred Heart	6 1	
								232	A	Sacred Heart	4 6	
								232	N	Sacred Heart	3 4	
								246	A	Towson	1 2	
								246	A	Towson	2 3	

Non-Div. I Games:

Wagner

RPI	S	Opponent	Score	
246	A	Towson	3	6
249	H	Villanova	4	8
256	H	LIU Brooklyn	7	8
256	H	LIU Brooklyn	1	5
256	H	LIU Brooklyn	8	5
256	H	LIU Brooklyn	12	0
279	N	Grambling	19	3
288	A	Fairleigh Dickinson	8	10
288	A	Fairleigh Dickinson	6	3
288	A	Fairleigh Dickinson	5	4
288	H	Fairleigh Dickinson	3	0
288	H	Fairleigh Dickinson	2	4
288	H	Fairleigh Dickinson	5	7
291	N	Southern U.	4	11
294	A	NYIT	5	0
294	A	NYIT	4	0
296	A	Mt. St. Mary's	7	3
296	A	Mt. St. Mary's	10	9
296	A	Mt. St. Mary's	18	16
296	A	Mt. St. Mary's	3	6
299	A	Saint Peter's	9	2

Wagner

W
a
g
n
e
r

W
a
g
n
e
r

[illegible]

Non-Div. I Games:

Incarnate Word

RPI	S	Opponent	Score	
209	H	A&M-Corpus Christi	17	7
241	A	Northwestern St.	7	10
241	A	Northwestern St.	2	0
241	A	Northwestern St.	1	11
251	H	UTRGV	4	6
257	H	Richmond	5	7
264	A	Utah Valley	0	5
264	A	Utah Valley	6	4
264	A	Utah Valley	8	11
265	A	Abilene Christian	6	3
265	A	Abilene Christian	5	4
265	A	Abilene Christian	0	5
267	H	Texas Southern	7	5
267	H	Texas Southern	17	9
280	H	Omaha	12	11
280	H	Omaha	9	6
280	H	Omaha	3	0
285	A	Prairie View	17	4
285	H	Prairie View	11	1
292	H	Lafayette	6	5
292	N	Lafayette	4	3

Incarnate Word

I
n
c
a
r
n
a
t
e
W
o
r
d

I
n
c
a
r
n
a
t
e
W
o
r
d

Average RPI Win:	206	WON-LOST	WINNING	LAST 10	STRENGTH OF	OPP. STRENGTH	TEAM	ADJ	CONF.	ADJ CONF.	
Average RPI Loss:	177	RECORD	PCT. RANK	GAMES	SCHEDULE	OF SCHEDULE	RPI	RPI	RPI	RPI	
DIV. I ONLY	15-34-0	.30612	269	4-6-0	245	233	274	.42583	274	23	23
DIV. I NON-CONF.	5-18-0	.21739	277	1-3-0	222	239	279	.41701	278	20	20
<hr/>											
TOTALS	RPI 1-25	RPI 26-50		W-L RECORDS		RPI 51-100		RPI 101-150		RPI 150+	
15-34-0	0-0-0	0-3-0		OVERALL		1-1-0		1-4-0		13-26-0	
7-10-0	0-0-0	0-0-0		HOME		1-0-0		0-0-0		6-10-0	
5-23-0	0-0-0	0-3-0		AWAY		0-1-0		1-4-0		4-15-0	
3-1-0	0-0-0	0-0-0		NEUTRAL		0-0-0		0-0-0		3-1-0	
<hr/>											
5-18-0	0-0-0	0-3-0		NON-CONFERENCE		0-0-0		1-4-0		4-11-0	
1-3-0	0-0-0	0-0-0		HOME		0-0-0		0-0-0		1-3-0	
1-14-0	0-0-0	0-0-		AWAY		0-0-0		1-4-0		0-7-0	
3-1-0	0-0-0	0-0-0		NEUTRAL		0-0-0		0-0-0		3-1-0	
<hr/>											
10-16-0	0-0-0	0-0-0		CONFERENCE		1-1-0		0-0-0		9-15-0	
6-7-0	0-0-0	0-0-0		HOME		1-0-0		0-0-0		5-7-0	
4-9-0	0-0-0	0-0-0		AWAY		0-1-0		0-0-0		4-8-0	
0-0-0	0-0-0	0-0-0		NEUTRAL		0-0-0		0-0-0		0-0-0	
<hr/>											
RPI S	Opponent	Score	RPI S	Opponent	Score	RPI S	Opponent	Score	RPI S	Opponent	Score
			33 A	Texas A&M	1 15	92 A	Kent St.	0 3	103 A	Morehead St.	7 11
			33 A	Texas A&M	5 16	92 H	Kent St.	9 3	103 A	Morehead St.	6 9
			33 A	Texas A&M	2 19				103 A	Morehead St.	6 5
									111 A	Jacksonville St.	0 5
									117 A	Middle Tenn.	8 20
									154 A	Ohio St.	6 7
									158 H	Central Mich.	7 8
									158 H	Central Mich.	2 8
									158 H	Central Mich.	3 2
									160 A	Belmont	5 7
									163 A	Ball St.	5 23
									163 A	Ball St.	4 7
									163 A	Ball St.	6 13
									185 A	Ohio	5 4
									185 A	Ohio	4 9
									185 A	Ohio	1 9
									191 A	Eastern Mich.	6 2
									191 A	Eastern Mich.	6 7
									191 A	Eastern Mich.	0 3
									210 A	Elon	11 12
									210 A	Elon	2 9
			LAST 10 GAMES						214 N	Georgia St.	6 3
			210 A	Elon	2 9	223 H	Western Mich.	4 3	214 N	Georgia St.	4 1
			210 A	Elon	11 12	154 A	Ohio St.	6 7	216 A	Lipscomb	0 2
			270 H	Dayton	17 10	185 A	Ohio	5 4	217 H	Niagara	2 3
			223 H	Western Mich.	7 15	185 A	Ohio	4 9	217 H	Niagara	1 3
			223 H	Western Mich.	8 5	185 A	Ohio	1 9	223 H	Western Mich.	8 5

Non-Div. I Games:

Bowling Green

Average RPI Win: 210		WON-LOST	WINNING		LAST 10	STRENGTH OF		OPP. STRENGTH	TEAM	ADJ		CONF.	ADJ CONF.
Average RPI Loss: 128		RECORD	PCT. RANK		GAMES	SCHEDULE		OF SCHEDULE	RPI	RPI		RPI	RPI
DIV. I ONLY		10-41-1	.20192	290	0-9-1	142		179	275	.42234	275	11	11
DIV. I NON-CONF.		5-19-1	.22	276	0-1-1	172		247	276	.41873	276	11	11
TOTALS		RPI 1-25	RPI 26-50		W-L RECORDS		RPI 51-100		RPI 101-150		RPI 150+		
10-41-1	0-2-0	0-3-0		OVERALL		1-14-0		1-2-0		8-20-1			
7-13-0	0-1-0	0-3-0		HOME		1-4-0		0-0-0		6-5-0			
3-27-1	0-0-0	0-0-0		AWAY		0-10-0		1-2-0		2-15-1			
0-1-0	0-1-0	0-0-0		NEUTRAL		0-0-0		0-0-0		0-0-0			
5-19-1	0-2-0	0-0-0		NON-CONFERENCE		1-2-0		0-0-0		4-15-1			
4-4-0	0-1-0	0-0-0		HOME		1-1-0		0-0-0		3-2-0			
1-14-1	0-0-0	0-0-		AWAY		0-1-0		0-0-0		1-13-1			
0-1-0	0-1-0	0-0-0		NEUTRAL		0-0-0		0-0-0		0-0-0			
5-22-0	0-0-0	0-3-0		CONFERENCE		0-12-0		1-2-0		4-5-0			
3-9-0	0-0-0	0-3-0		HOME		0-3-0		0-0-0		3-3-0			
2-13-0	0-0-0	0-0-0		AWAY		0-9-0		1-2-0		1-2-0			
0-0-0	0-0-0	0-0-0		NEUTRAL		0-0-0		0-0-0		0-0-0			
RPI S	Opponent	Score	RPI S	Opponent	Score	RPI S	Opponent	Score	RPI S	Opponent	Score		
1 H	Oregon St.	3 4	50 H	Gonzaga	0 13	53 A	San Diego	2 3	137 A	San Francisco	4 1		
1 N	Oregon St.	1 7	50 H	Gonzaga	2 3	53 A	San Diego	1 2	137 A	San Francisco	2 12		
			50 H	Gonzaga	4 7	53 A	San Diego	2 8	137 A	San Francisco	0 4		
						56 A	BYU	3 16	161 A	UC Irvine	3 6		
						56 A	BYU	3 11	161 A	UC Irvine	1 3		
						56 A	BYU	19 23	161 A	UC Irvine	3 5		
						67 H	Loyola Marymount	4 6	167 A	CSU Bakersfield	3 6		
						67 H	Loyola Marymount	5 16	167 A	CSU Bakersfield	3 7		
						67 H	Loyola Marymount	3 7	167 A	CSU Bakersfield	4 11		
						70 A	Saint Mary's (CA)	5 11	167 A	CSU Bakersfield	5 7		
						70 A	Saint Mary's (CA)	5 7	176 A	CSUN	0 3		
						70 A	Saint Mary's (CA)	5 6	176 A	CSUN	0 6		
						89 A	Oregon	1 6	176 A	CSUN	4 3		
						89 H	Oregon	3 2	181 H	Northwestern	5 9		
						89 H	Oregon	0 1	181 H	Northwestern	4 6		
									181 H	Northwestern	5 2		
									195 H	Pepperdine	6 12		
									195 H	Pepperdine	2 1		
									195 H	Pepperdine	8 14		
									202 A	Air Force	3 11		
									202 A	Air Force	10 11		
			LAST 10 GAMES						244 A	Pacific	0 2		
			277 A	Seattle U	10 10	56 A	BYU	3 16	244 A	Pacific	1 3		
			67 H	Loyola Marymount	5 16	56 A	BYU	3 11	244 A	Pacific	10 7		
			67 H	Loyola Marymount	4 6	56 A	BYU	19 23	259 A	UNLV	1 5		
			67 H	Loyola Marymount	3 7	244 A	Pacific	0 2	259 A	UNLV	1 4		
			1 N	Oregon St.	1 7	244 A	Pacific	1 3	261 H	Santa Clara	7 5		

Non-Div. I Games:

Portland

RPI	S	Opponent	Score	
261	H	Santa Clara	4	7
261	H	Santa Clara	3	2
277	A	Seattle U	10	10
277	H	Seattle U	5	3
277	H	Seattle U	6	3

Portland

P
o
r
t
l
a
n
d

P
o
r
t
l
a
n
d

Average RPI Win: 261		WON-LOST	WINNING	LAST 10	STRENGTH OF		OPP. STRENGTH	TEAM	ADJ		CONF.	ADJ CONF.		
Average RPI Loss: 234		RECORD	PCT. RANK	GAMES	SCHEDULE		OF SCHEDULE	RPI	RPI	RPI	RPI			
DIV. I ONLY		22-25-0	.46809	178	6-4-0		294	296	276	.42131	276	27	27	
DIV. I NON-CONF.		6-13-0	.31579	248	1-1-0		278	279	281	.41356	280	29	29	
TOTALS		RPI 1-25	RPI 26-50		W-L RECORDS		RPI 51-100		RPI 101-150		RPI 150+			
22-25-0		0-0-0	0-0-0		OVERALL		0-0-0		1-2-0		21-23-0			
10-8-0		0-0-0	0-0-0		HOME		0-0-0		0-0-0		10-8-0			
10-14-0		0-0-0	0-0-0		AWAY		0-0-0		0-1-0		10-13-0			
2-3-0		0-0-0	0-0-0		NEUTRAL		0-0-0		1-1-0		1-2-0			
6-13-0		0-0-0	0-0-0		NON-CONFERENCE		0-0-0		0-1-0		6-12-0			
3-3-0		0-0-0	0-0-0		HOME		0-0-0		0-0-0		3-3-0			
3-9-0		0-0-0	0-0-		AWAY		0-0-0		0-1-0		3-8-0			
0-1-0		0-0-0	0-0-0		NEUTRAL		0-0-0		0-0-0		0-1-0			
16-12-0		0-0-0	0-0-0		CONFERENCE		0-0-0		1-1-0		15-11-0			
7-5-0		0-0-0	0-0-0		HOME		0-0-0		0-0-0		7-5-0			
7-5-0		0-0-0	0-0-0		AWAY		0-0-0		0-0-0		7-5-0			
2-2-0		0-0-0	0-0-0		NEUTRAL		0-0-0		1-1-0		1-1-0			
RPI	S	Opponent	Score	RPI	S	Opponent	Score	RPI	S	Opponent	Score			
								127	A	Delaware	5	15		
								132	N	Florida A&M	2	12		
								132	N	Florida A&M	7	4		
								153	H	St. Bonaventure	0	8		
								153	H	St. Bonaventure	5	4		
								190	A	George Washington	6	9		
								190	H	George Washington	4	12		
								196	N	N.C. A&T	4	7		
								202	A	Navy	2	3		
								202	H	Navy	0	18		
								225	N	Rider	2	4		
								238	A	Charleston So.	1	3		
								238	A	Charleston So.	9	2		
								238	A	Charleston So.	2	3		
								239	A	The Citadel	0	4		
								239	A	The Citadel	5	6		
								239	A	The Citadel	7	1		
								246	A	Towson	6	7		
								246	H	Towson	8	1		
								250	A	Norfolk St.	3	1		
								250	A	Norfolk St.	1	3		
				LAST 10 GAMES				250	A	Norfolk St.	6	4		
				196	N	N.C. A&T	4	7	153	H	St. Bonaventure	0	8	
				132	N	Florida A&M	7	4	295	H	Coppin St.	9	11	
				290	N	UMES	6	5	295	H	Coppin St.	12	8	
				132	N	Florida A&M	2	12	295	H	Coppin St.	8	4	
				153	H	St. Bonaventure	5	4	250	A	Norfolk St.	6	4	

Non-Div. I Games:

Delaware St.

Delaware.

Delaware.

Delaware St.

Average RPI Win:	209	WON-LOST RECORD	WINNING PCT. RANK	LAST 10 GAMES	STRENGTH OF SCHEDULE	OPP. STRENGTH OF SCHEDULE	TEAM RPI	ADJ RPI	CONF. RPI	ADJ CONF. RPI		
DIV. I ONLY		20-35-1	.36607	243	3-7-0	278	222	277	.42041	277	25	25
DIV. I NON-CONF.		11-17-1	.39655	220	0-1-0	290	191	280	.41683	279	26	26
<hr/>												
TOTALS	RPI 1-25	RPI 26-50		W-L RECORDS		RPI 51-100		RPI 101-150		RPI 150+		
20-35-1	0-0-0	0-0-0		OVERALL		2-4-0		1-7-0		17-24-1		
11-17-1	0-0-0	0-0-0		HOME		0-1-0		0-4-0		11-12-1		
8-16-0	0-0-0	0-0-0		AWAY		2-3-0		1-3-0		5-10-0		
1-2-0	0-0-0	0-0-0		NEUTRAL		0-0-0		0-0-0		1-2-0		
<hr/>												
11-17-1	0-0-0	0-0-0		NON-CONFERENCE		2-4-0		0-2-0		9-11-1		
8-8-1	0-0-0	0-0-0		HOME		0-1-0		0-1-0		8-6-1		
3-9-0	0-0-0	0-0-		AWAY		2-3-0		0-1-0		1-5-0		
0-0-0	0-0-0	0-0-0		NEUTRAL		0-0-0		0-0-0		0-0-0		
<hr/>												
9-18-0	0-0-0	0-0-0		CONFERENCE		0-0-0		1-5-0		8-13-0		
3-9-0	0-0-0	0-0-0		HOME		0-0-0		0-3-0		3-6-0		
5-7-0	0-0-0	0-0-0		AWAY		0-0-0		1-2-0		4-5-0		
1-2-0	0-0-0	0-0-0		NEUTRAL		0-0-0		0-0-0		1-2-0		
<hr/>												
RPI	S	Opponent	Score	RPI	S	Opponent	Score	RPI	S	Opponent	Score	
						72 A Minnesota	4 13			106 H Arizona St.	4 6	
						72 A Minnesota	3 6			123 A Washington St.	4 9	
						72 A Minnesota	7 11			125 H New Mexico St.	4 6	
						83 A Washington	4 2			125 H New Mexico St.	5 8	
						83 A Washington	7 5			125 H New Mexico St.	2 6	
						83 H Washington	4 7			133 A Grand Canyon	9 8	
										133 A Grand Canyon	0 19	
										133 A Grand Canyon	6 9	
										161 H UC Irvine	2 3	
										161 H UC Irvine	8 2	
										166 H Indiana St.	4 0	
										167 A CSU Bakersfield	9 6	
										167 A CSU Bakersfield	3 5	
										167 A CSU Bakersfield	6 7	
										167 N CSU Bakersfield	4 10	
										178 H Sacramento St.	2 3	
										178 H Sacramento St.	0 9	
										178 H Sacramento St.	7 4	
										178 N Sacramento St.	1 11	
										228 H SIUE	9 3	
										228 H SIUE	0 6	
										228 H SIUE	4 1	
										228 H SIUE	10 13	
						167 N CSU Bakersfield	4 10			232 H Sacred Heart	6 4	
						264 N Utah Valley	11 9			232 H Sacred Heart	6 3	
						178 N Sacramento St.	1 11			232 H Sacred Heart	5 12	
						264 H Utah Valley	5 8			232 H Sacred Heart	3 6	
						264 H Utah Valley	2 3			232 H Sacred Heart		

Non-Div. I Games:

Seattle U

Average RPI Win:	204	WON-LOST	WINNING	LAST 10	STRENGTH OF	OPP. STRENGTH	TEAM	ADJ	CONF.	ADJ CONF.	
Average RPI Loss:	178	RECORD	PCT. RANK	GAMES	SCHEDULE	OF SCHEDULE	RPI	RPI	RPI	RPI	
DIV. I ONLY	15-40-0	.27273	277	0-10-0	233	259	278	.41929	278	24	24
DIV. I NON-CONF.	6-19-0	.24	269	0-5-0	250	245	273	.42007	273	24	24
<hr/>											
TOTALS	RPI 1-25	RPI 26-50		W-L RECORDS		RPI 51-100		RPI 101-150		RPI 150+	
15-40-0	0-0-0	0-0-0		OVERALL		3-13-0		1-2-0		11-25-0	
7-14-0	0-0-0	0-0-0		HOME		1-5-0		0-0-0		6-9-0	
8-24-0	0-0-0	0-0-0		AWAY		2-8-0		1-2-0		5-14-0	
0-2-0	0-0-0	0-0-0		NEUTRAL		0-0-0		0-0-0		0-2-0	
6-19-0	0-0-0	0-0-0		NON-CONFERENCE		2-4-0		1-2-0		3-13-0	
1-5-0	0-0-0	0-0-0		HOME		0-1-0		0-0-0		1-4-0	
5-12-0	0-0-0	0-0-		AWAY		2-3-0		1-2-0		2-7-0	
0-2-0	0-0-0	0-0-0		NEUTRAL		0-0-0		0-0-0		0-2-0	
9-21-0	0-0-0	0-0-0		CONFERENCE		1-9-0		0-0-0		8-12-0	
6-9-0	0-0-0	0-0-0		HOME		1-4-0		0-0-0		5-5-0	
3-12-0	0-0-0	0-0-0		AWAY		0-5-0		0-0-0		3-7-0	
0-0-0	0-0-0	0-0-0		NEUTRAL		0-0-0		0-0-0		0-0-0	
RPI	S	Opponent	Score	RPI	S	Opponent	Score	RPI	S	Opponent	Score
						76 A Georgia Tech	12 3	103 A Morehead St.	9	23	
						76 A Georgia Tech	6 15	131 A Pittsburgh	2	3	
						76 A Georgia Tech	6 14	148 A Canisius	4	2	
						92 A Kent St.	6 13	154 A Ohio St.	8	12	
						92 A Kent St.	11 6	166 N Indiana St.	4	14	
						92 H Kent St.	3 6	170 A Austin Peay	2	9	
						99 A Ill.-Chicago	0 1	185 H Ohio	5	6	
						99 A Ill.-Chicago	2 10	212 A Valparaiso	2	6	
						99 A Ill.-Chicago	0 3	212 A Valparaiso	4	3	
						99 H Ill.-Chicago	2 23	212 H Valparaiso	9	7	
						99 H Ill.-Chicago	2 6	212 H Valparaiso	7	10	
						100 A Wright St.	7 10	212 H Valparaiso	6	5	
						100 A Wright St.	6 7	218 A Northern Ky.	3	6	
						100 H Wright St.	8 11	218 A Northern Ky.	8	15	
						100 H Wright St.	4 16	218 A Northern Ky.	8	7	
						100 H Wright St.	5 2	218 H Northern Ky.	3	4	
								218 H Northern Ky.	3	5	
								225 H Rider	0	6	
								225 H Rider	5	7	
								225 H Rider	2	6	
								242 A Eastern Ky.	6	11	
								242 A Eastern Ky.	0	11	
								242 A Eastern Ky.	3	8	
								243 A Oakland	6	8	
								243 A Oakland	5	7	
								243 H Oakland	5	4	
								243 H Oakland	12	4	
LAST 10 GAMES											
						225 H Rider	5 7	243 A Oakland	5	7	
						225 H Rider	0 6	218 H Northern Ky.	3	5	
						225 H Rider	2 6	218 H Northern Ky.	3	4	
						92 A Kent St.	6 13	131 A Pittsburgh	2	3	
						243 A Oakland	6 8	100 A Wright St.	7	10	

Non-Div. I Games:

Youngstown St.

RPI	S	Opponent	Score	
243	H	Oakland	6	10
253	A	Milwaukee	0	3
253	A	Milwaukee	6	5
253	A	Milwaukee	5	14
253	H	Milwaukee	5	1
253	H	Milwaukee	2	5
257	A	Richmond	8	5
257	A	Richmond	2	5
257	A	Richmond	1	7
268	N	Illinois St.	7	13
274	A	Bowling Green	3	1
274	H	Bowling Green	6	5

Youngstown St.

Y
o
u
n
g
s
t
o
w
n
s
t
.

Y
o
u
n
g
s
t
o
w
n
s
t
.

Average RPI Win: 283		WON-LOST	WINNING	LAST 10	STRENGTH OF		OPP. STRENGTH	TEAM	ADJ		CONF.	ADJ CONF.							
Average RPI Loss: 188		RECORD	PCT. RANK	GAMES	SCHEDULE		OF SCHEDULE	RPI	RPI		RPI	RPI							
DIV. I ONLY		18-30-0	.375	239	5-5-0		289	292	279		.4098	279	31	31					
DIV. I NON-CONF.		1-16-0	.05882	298	0-2-0		138	107	285		.39652	285	31	31					
TOTALS		RPI 1-25	RPI 26-50		W-L RECORDS		RPI 51-100		RPI 101-150		RPI 150+								
18-30-0		0-1-0	0-3-0		OVERALL		0-4-0		0-2-0		18-20-0								
8-5-0		0-0-0	0-0-0		HOME		0-0-0		0-0-0		8-5-0								
7-16-0		0-1-0	0-3-0		AWAY		0-3-0		0-1-0		7-8-0								
3-9-0		0-0-0	0-0-0		NEUTRAL		0-1-0		0-1-0		3-7-0								
1-16-0		0-1-0	0-3-0		NON-CONFERENCE		0-4-0		0-2-0		1-6-0								
0-1-0		0-0-0	0-0-0		HOME		0-0-0		0-0-0		0-1-0								
0-11-0		0-1-0	0-0-		AWAY		0-3-0		0-1-0		0-3-0								
1-4-0		0-0-0	0-0-0		NEUTRAL		0-1-0		0-1-0		1-2-0								
17-14-0		0-0-0	0-0-0		CONFERENCE		0-0-0		0-0-0		17-14-0								
8-4-0		0-0-0	0-0-0		HOME		0-0-0		0-0-0		8-4-0								
7-5-0		0-0-0	0-0-0		AWAY		0-0-0		0-0-0		7-5-0								
2-5-0		0-0-0	0-0-0		NEUTRAL		0-0-0		0-0-0		2-5-0								
RPI	S	Opponent	Score		RPI	S	Opponent	Score		RPI	S	Opponent	Score						
3	A	LSU	2	13	29	A	Oklahoma	2	11	52	A	DBU	0	3	104	A	Lamar University	2	11
					29	A	Oklahoma	2	10	52	A	DBU	0	15	114	N	New Orleans	1	10
					47	A	Louisiana Tech	1	15	52	A	DBU	6	7	152	A	SFA	2	9
										99	N	Ill.-Chicago	3	9	175	A	Alabama	2	12
															205	N	Alabama St.	4	12
															205	N	Alabama St.	3	4
															205	N	Alabama St.	4	16
															255	A	La.-Monroe	1	7
															255	H	La.-Monroe	3	4
															256	N	LIU Brooklyn	3	7
															267	A	Texas Southern	11	12
															267	A	Texas Southern	6	5
															267	A	Texas Southern	5	6
															267	H	Texas Southern	7	1
															267	H	Texas Southern	7	11
															267	H	Texas Southern	13	3
															271	N	Hofstra	8	7
															272	N	Wagner	3	19
															283	A	Ark.-Pine Bluff	1	15
															283	A	Ark.-Pine Bluff	4	3
															283	A	Ark.-Pine Bluff	2	8
															283	H	Ark.-Pine Bluff	8	14
															283	H	Ark.-Pine Bluff	4	3
															283	H	Ark.-Pine Bluff	11	5
															285	A	Prairie View	14	1
															285	A	Prairie View	10	2
															285	A	Prairie View	12	7
Non-Div. I Games:		Texas Col.		17	0	Wiley		16	5	Jarvis Christian		13	3	Texas Col.		15	4		
														Grambling					

O
m
a
h
a

Omaha				Through Games Of June 27, 2017 (FINAL)										
Average RPI Win: 255		WON-LOST RECORD	WINNING PCT. RANK		LAST 10 GAMES	STRENGTH OF SCHEDULE		OPP. STRENGTH OF SCHEDULE		TEAM RPI	ADJ RPI		CONF. RPI	ADJ CONF. RPI
Average RPI Loss: 169														
DIV. I ONLY		12-40-0	.23077	285	1-9-0	228		271		280	.40911	280	28	29
DIV. I NON-CONF.		3-21-0	.125	291	0-2-0	132		187		271	.42082	271	28	28
TOTALS		RPI 1-25	RPI 26-50		W-L RECORDS	RPI 51-100		RPI 101-150		RPI 150+				
12-40-0	0-3-0	0-0-0		OVERALL		1-13-0		0-1-0		11-23-0				
4-16-0	0-0-0	0-0-0		HOME		0-4-0		0-0-0		4-12-0				
8-23-0	0-3-0	0-0-0		AWAY		1-8-0		0-1-0		7-11-0				
0-1-0	0-0-0	0-0-0		NEUTRAL		0-1-0		0-0-0		0-0-0				
3-21-0	0-3-0	0-0-0		NON-CONFERENCE		1-7-0		0-1-0		2-10-0				
0-5-0	0-0-0	0-0-0		HOME		0-1-0		0-0-0		0-4-0				
3-15-0	0-3-0	0-0-		AWAY		1-5-0		0-1-0		2-6-0				
0-1-0	0-0-0	0-0-0		NEUTRAL		0-1-0		0-0-0		0-0-0				
9-19-0	0-0-0	0-0-0		CONFERENCE		0-6-0		0-0-0		9-13-0				
4-11-0	0-0-0	0-0-0		HOME		0-3-0		0-0-0		4-8-0				
5-8-0	0-0-0	0-0-0		AWAY		0-3-0		0-0-0		5-5-0				
0-0-0	0-0-0	0-0-0		NEUTRAL		0-0-0		0-0-0		0-0-0				
RPI	S	Opponent	Score		RPI	S	Opponent	Score		RPI	S	Opponent	Score	
6	A	Louisville	2	7						54	A	Nebraska	2	13
6	A	Louisville	0	6						146	A	Wichita St.	0	8
6	A	Louisville	0	10						54	H	Nebraska	1	3
										168	H	Creighton	5	7
										66	A	Kansas	1	11
										202	A	Air Force	5	24
										66	A	Kansas	5	6
										202	A	Air Force	17	16
										70	N	Saint Mary's (CA)	3	9
										202	H	Air Force	0	1
										75	A	Oral Roberts	5	6
										233	H	Northern Colo.	4	9
										75	A	Oral Roberts	0	6
										233	H	Northern Colo.	3	7
										75	A	Oral Roberts	0	8
										236	A	South Dakota St.	2	7
										75	H	Oral Roberts	3	7
										236	A	South Dakota St.	3	5
										75	H	Oral Roberts	0	12
										236	A	South Dakota St.	4	6
										75	H	Oral Roberts	1	12
										236	H	South Dakota St.	0	15
										80	A	Iowa	8	9
										236	H	South Dakota St.	4	13
										98	A	Kansas St.	1	10
										236	H	South Dakota St.	2	5
										98	A	Kansas St.	5	2
										248	A	North Dakota St.	2	10
										248	A	North Dakota St.	6	3
										248	A	North Dakota St.	3	1
										248	H	North Dakota St.	10	0
										248	H	North Dakota St.	0	1
										248	H	North Dakota St.	1	6
										259	A	UNLV	1	15
										259	A	UNLV	3	20
										259	A	UNLV	8	2
										269	A	Western Ill.	1	3
										269	H	Western Ill.	10	11
										269	H	Western Ill.	4	14
										269	H	Western Ill.	4	2
										273	A	Incarnate Word	11	12
				LAST 10 GAMES										
				236	A	South Dakota St.	4	6		75	A	Oral Roberts	0	6
				236	A	South Dakota St.	2	7		75	A	Oral Roberts	0	8
				236	A	South Dakota St.	3	5		168	H	Creighton	5	7
				80	A	Iowa	8	9		298	H	Fort Wayne	7	14
				75	A	Oral Roberts	5	6		298	H	Fort Wayne	19	0

O
m
a
h
a

Non-Div. I Games:

Omaha

RPI	S	Opponent	Score	
273	A	Incarnate Word	6	9
273	A	Incarnate Word	0	3
298	A	Fort Wayne	9	8
298	A	Fort Wayne	14	1
298	A	Fort Wayne	4	1
298	H	Fort Wayne	19	0
298	H	Fort Wayne	7	6
298	H	Fort Wayne	7	14

Omaha

O
m
a
h
a

O
m
a
h
a

Average RPI Win: 219		WON-LOST	WINNING	LAST 10	STRENGTH OF		OPP. STRENGTH	TEAM	ADJ		CONF.	ADJ CONF.		
Average RPI Loss: 180		RECORD	PCT. RANK	GAMES	SCHEDULE		OF SCHEDULE	RPI	RPI		RPI	RPI		
DIV. I ONLY		10-41-0	.19608	291	2-8-0		209	257	281		.40857	281	22	22
DIV. I NON-CONF.		6-21-0	.22222	274	0-1-0		213	281	278		.41856	277	23	23
TOTALS		RPI 1-25	RPI 26-50		W-L RECORDS		RPI 51-100		RPI 101-150		RPI 150+			
10-41-0		0-2-0	0-0-0		OVERALL		0-9-0		1-0-0		9-30-0			
3-12-0		0-0-0	0-0-0		HOME		0-3-0		1-0-0		2-9-0			
6-23-0		0-2-0	0-0-0		AWAY		0-6-0		0-0-0		6-15-0			
1-6-0		0-0-0	0-0-0		NEUTRAL		0-0-0		0-0-0		1-6-0			
6-21-0		0-2-0	0-0-0		NON-CONFERENCE		0-3-0		1-0-0		5-16-0			
2-1-0		0-0-0	0-0-0		HOME		0-0-0		1-0-0		1-1-0			
3-14-0		0-2-0	0-0-		AWAY		0-3-0		0-0-0		3-9-0			
1-6-0		0-0-0	0-0-0		NEUTRAL		0-0-0		0-0-0		1-6-0			
4-20-0		0-0-0	0-0-0		CONFERENCE		0-6-0		0-0-0		4-14-0			
1-11-0		0-0-0	0-0-0		HOME		0-3-0		0-0-0		1-8-0			
3-9-0		0-0-0	0-0-0		AWAY		0-3-0		0-0-0		3-6-0			
0-0-0		0-0-0	0-0-0		NEUTRAL		0-0-0		0-0-0		0-0-0			
RPI	S	Opponent	Score		RPI	S	Opponent	Score		RPI	S	Opponent	Score	
16	A	Virginia	3	18						127	H	Delaware	7	3
16	A	Virginia	3	12						81	A	East Carolina	3	7
										81	A	East Carolina	4	8
										94	H	Davidson	4	6
										94	H	Davidson	4	24
										94	H	Davidson	7	8
										96	A	VCU	0	3
										96	A	VCU	1	8
										96	A	VCU	0	7
										127	H	Delaware	7	3
										151	N	Butler	1	3
										151	N	Butler	5	6
										153	H	St. Bonaventure	4	8
										153	H	St. Bonaventure	7	9
										153	H	St. Bonaventure	0	3
										165	A	Wofford	7	6
										165	A	Wofford	1	6
										185	N	Ohio	2	10
										185	N	Ohio	5	14
										190	H	George Washington	1	4
										190	H	George Washington	1	3
										190	H	George Washington	2	4
										194	A	Fordham	7	6
										194	A	Fordham	2	5
										194	A	Fordham	3	4
										204	N	Penn	2	1
										213	A	Saint Joseph's	2	3
										213	A	Saint Joseph's	5	1
										213	A	Saint Joseph's	5	3
										217	N	Niagara	0	9
										217	N	Niagara	5	8
										231	A	Miami (OH)	1	7
										231	A	Miami (OH)	2	15
										231	A	Miami (OH)	2	3
										249	A	Villanova	2	3
										254	H	Massachusetts	2	6
LAST 10 GAMES														
270	A	Dayton	2	11	190	H	George Washington	1	3	231	A	Saint Joseph's	5	1
270	A	Dayton	7	14	213	A	Saint Joseph's	5	3	231	A	Miami (OH)	2	3
270	A	Dayton	1	16	213	A	Saint Joseph's	2	3	249	A	Villanova	2	3
190	H	George Washington	2	4	213	A	Saint Joseph's	2	3	254	H	Massachusetts	2	6
190	H	George Washington	1	4	249	A	Villanova	2	3					

Non-Div. I Games:

La Salle

La Salle

Average RPI Win:	274	WON-LOST RECORD	WINNING PCT. RANK	LAST 10 GAMES	STRENGTH OF SCHEDULE	OPP. STRENGTH OF SCHEDULE	TEAM RPI	ADJ RPI	CONF. RPI	ADJ CONF. RPI		
DIV. I ONLY		21-29-0	.42	219	5-5-0	298	272	283	.40067	282	29	28
DIV. I NON-CONF.		13-17-0	.43333	197	3-3-0	299	289	286	.39154	286	30	30
<hr/>												
TOTALS	RPI 1-25	RPI 26-50		W-L RECORDS		RPI 51-100		RPI 101-150		RPI 150+		
21-29-0	0-0-0	0-0-0		OVERALL		0-4-0		0-3-0		21-22-0		
12-10-0	0-0-0	0-0-0		HOME		0-0-0		0-0-0		12-10-0		
7-13-0	0-0-0	0-0-0		AWAY		0-2-0		0-3-0		7-8-0		
2-6-0	0-0-0	0-0-0		NEUTRAL		0-2-0		0-0-0		2-4-0		
13-17-0	0-0-0	0-0-0		NON-CONFERENCE		0-4-0		0-3-0		13-10-0		
9-1-0	0-0-0	0-0-0		HOME		0-0-0		0-0-0		9-1-0		
2-10-0	0-0-0	0-0-		AWAY		0-2-0		0-3-0		2-5-0		
2-6-0	0-0-0	0-0-0		NEUTRAL		0-2-0		0-0-0		2-4-0		
8-12-0	0-0-0	0-0-0		CONFERENCE		0-0-0		0-0-0		8-12-0		
3-9-0	0-0-0	0-0-0		HOME		0-0-0		0-0-0		3-9-0		
5-3-0	0-0-0	0-0-0		AWAY		0-0-0		0-0-0		5-3-0		
0-0-0	0-0-0	0-0-0		NEUTRAL		0-0-0		0-0-0		0-0-0		
RPI	S	Opponent	Score	RPI	S	Opponent	Score	RPI	S	Opponent	Score	

Non-Div. I Games:

Lehigh

RPI	S	Opponent	Score	
258	A	Longwood	7	12
266	N	Manhattan	0	16
281	H	La Salle	13	4
281	H	La Salle	1	2
288	N	Fairleigh Dickinson	16	8
289	H	NJIT	15	4
289	H	NJIT	11	6
289	H	NJIT	2	1
289	H	NJIT	8	4
290	H	UMES	10	4
290	H	UMES	12	6
292	A	Lafayette	5	1
292	A	Lafayette	9	1
292	A	Lafayette	3	2
292	A	Lafayette	12	2
294	A	NYIT	4	6
295	A	Coppin St.	18	9
299	A	Saint Peter's	15	5
299	H	Saint Peter's	10	3

Lehigh

Average RPI Win: 273		WON-LOST	WINNING	LAST 10	STRENGTH OF		OPP. STRENGTH	TEAM	ADJ		CONF.	ADJ CONF.
Average RPI Loss: 187		RECORD	PCT. RANK	GAMES	SCHEDULE		OF SCHEDULE	RPI	RPI		RPI	RPI
DIV. I ONLY		15-31-0	.32609	264	295		275	284	.39901		283	31
DIV. I NON-CONF.		2-17-0	.10526	294	171		32	275	.41917		275	31
TOTALS		RPI 1-25	RPI 26-50		W-L RECORDS		RPI 51-100		RPI 101-150		RPI 150+	
15-31-0		0-2-0	0-6-0		OVERALL		0-0-0		0-2-0		15-21-0	
5-8-0		0-0-0	0-0-0		HOME		0-0-0		0-1-0		5-7-0	
10-23-0		0-2-0	0-6-0		AWAY		0-0-0		0-1-0		10-14-0	
0-0-0		0-0-0	0-0-0		NEUTRAL		0-0-0		0-0-0		0-0-0	
2-17-0		0-2-0	0-6-0		NON-CONFERENCE		0-0-0		0-2-0		2-7-0	
0-1-0		0-0-0	0-0-0		HOME		0-0-0		0-1-0		0-0-0	
2-16-0		0-2-0	0-0-		AWAY		0-0-0		0-1-0		2-7-0	
0-0-0		0-0-0	0-0-0		NEUTRAL		0-0-0		0-0-0		0-0-0	
13-14-0		0-0-0	0-0-0		CONFERENCE		0-0-0		0-0-0		13-14-0	
5-7-0		0-0-0	0-0-0		HOME		0-0-0		0-0-0		5-7-0	
8-7-0		0-0-0	0-0-0		AWAY		0-0-0		0-0-0		8-7-0	
0-0-0		0-0-0	0-0-0		NEUTRAL		0-0-0		0-0-0		0-0-0	
RPI S	Opponent	Score	RPI S	Opponent	Score	RPI S	Opponent	Score	RPI S	Opponent	Score	
21 A	Mississippi St.	8 11	37 A	Ole Miss	6 14				113 A	Central Ark.	3 9	
24 A	Baylor	3 17	47 A	Louisiana Tech	3 13				113 H	Central Ark.	5 6	
			47 A	Louisiana Tech	0 11				152 A	SFA	5 6	
			47 A	Louisiana Tech	1 16				175 A	Alabama	5 6	
			49 A	Missouri	6 15				175 A	Alabama	2 12	
			49 A	Missouri	1 13				175 A	Alabama	8 3	
									175 A	Alabama	1 14	
									221 A	UT Martin	8 10	
									221 A	UT Martin	1 7	
									221 A	UT Martin	2 4	
									224 A	Little Rock	2 1	
									267 A	Texas Southern	4 7	
									267 A	Texas Southern	5 9	
									267 A	Texas Southern	14 11	
									267 H	Texas Southern	5 9	
									267 H	Texas Southern	4 3	
									267 H	Texas Southern	2 7	
									279 A	Grambling	3 4	
									279 A	Grambling	5 11	
									279 A	Grambling	14 8	
									279 H	Grambling	8 2	
									279 H	Grambling	3 4	
									279 H	Grambling	15 1	
			113 H	Central Ark.	5 6	285 H	Prairie View	4 9	285 A	Prairie View	3 8	
			291 A	Southern U.	6 4	285 H	Prairie View	10 5	285 A	Prairie View	13 10	
			291 A	Southern U.	2 4	267 H	Texas Southern	2 7	285 A	Prairie View	7 6	
			291 A	Southern U.	5 9	267 H	Texas Southern	5 9	285 A	Prairie View	9 12	
			285 H	Prairie View	9 12	267 H	Texas Southern	4 3	285 H	Prairie View		

Non-Div. I Games:

Ark.-Pine Bluff

RPI	S	Opponent	Score	
285	H	Prairie View	4	9
285	H	Prairie View	10	5
291	A	Southern U.	6	4
291	A	Southern U.	2	4
291	A	Southern U.	5	9
291	H	Southern U.	3	7
291	H	Southern U.	9	8
291	H	Southern U.	2	3
297	A	Alabama A&M	4	1
297	A	Alabama A&M	5	4
297	A	Alabama A&M	9	5

Ark.-Pine Bluff

A
r
k
.
-
P
i
n
e
B
l
u
f
f

A
r
k
.
-
P
i
n
e
B
l
u
f
f

Average RPI Win: 238		WON-LOST	WINNING	LAST 10	STRENGTH OF		OPP. STRENGTH	TEAM	ADJ		CONF.	ADJ CONF.
Average RPI Loss: 191		RECORD	PCT. RANK	GAMES	SCHEDULE		OF SCHEDULE	RPI	RPI		RPI	RPI
DIV. I ONLY		11-41-0	.21154	289	0-10-0		239	268	285		.39818	25
DIV. I NON-CONF.		4-24-0	.14286	287	0-2-0		251	290	290		.37799	26
TOTALS		RPI 1-25	RPI 26-50		W-L RECORDS		RPI 51-100		RPI 101-150		RPI 150+	
11-41-0		0-0-0	0-1-0		OVERALL		0-3-0		1-7-0		10-30-0	
3-17-0		0-0-0	0-0-0		HOME		0-1-0		1-5-0		2-11-0	
5-17-0		0-0-0	0-1-0		AWAY		0-2-0		0-1-0		5-13-0	
3-7-0		0-0-0	0-0-0		NEUTRAL		0-0-0		0-1-0		3-6-0	
4-24-0		0-0-0	0-1-0		NON-CONFERENCE		0-3-0		0-2-0		4-18-0	
0-8-0		0-0-0	0-0-0		HOME		0-1-0		0-0-0		0-7-0	
1-9-0		0-0-0	0-0-		AWAY		0-2-0		0-1-0		1-5-0	
3-7-0		0-0-0	0-0-0		NEUTRAL		0-0-0		0-1-0		3-6-0	
7-17-0		0-0-0	0-0-0		CONFERENCE		0-0-0		1-5-0		6-12-0	
3-9-0		0-0-0	0-0-0		HOME		0-0-0		1-5-0		2-4-0	
4-8-0		0-0-0	0-0-0		AWAY		0-0-0		0-0-0		4-8-0	
0-0-0		0-0-0	0-0-0		NEUTRAL		0-0-0		0-0-0		0-0-0	
RPI S	Opponent	Score	RPI S	Opponent	Score	RPI S	Opponent	Score	RPI S	Opponent	Score	
			49 A	Missouri	6 7	99 A	Ill.-Chicago	0 8	121 A	Notre Dame	4 7	
						99 A	Ill.-Chicago	0 7	125 H	New Mexico St.	1 3	
						99 H	Ill.-Chicago	3 4	125 H	New Mexico St.	4 10	
									125 H	New Mexico St.	1 12	
									133 H	Grand Canyon	2 12	
									133 H	Grand Canyon	3 4	
									133 H	Grand Canyon	6 4	
									148 N	Canisius	1 8	
									151 H	Butler	2 6	
									163 N	Ball St.	6 8	
									164 N	Northeastern	7 10	
									167 H	CSU Bakersfield	8 4	
									167 H	CSU Bakersfield	1 12	
									167 H	CSU Bakersfield	0 3	
									178 H	Sacramento St.	6 2	
									178 H	Sacramento St.	0 7	
									178 H	Sacramento St.	3 10	
									181 A	Northwestern	0 2	
									191 H	Eastern Mich.	6 10	
									191 H	Eastern Mich.	2 5	
									198 H	Eastern Ill.	2 6	
									211 N	Georgetown	0 11	
									212 A	Valparaiso	3 10	
									212 H	Valparaiso	1 13	
									226 N	Jackson St.	7 9	
									233 A	Northern Colo.	1 9	
									233 A	Northern Colo.	10 11	
LAST 10 GAMES												
			233 A	Northern Colo.	10 11	125 H	New Mexico St.	1 12				
			233 A	Northern Colo.	1 9	253 A	Milwaukee	1 17				
			233 A	Northern Colo.	0 10	198 H	Eastern Ill.	2 6				
			125 H	New Mexico St.	1 3	178 H	Sacramento St.	3 10				
			125 H	New Mexico St.	4 10	178 H	Sacramento St.	0 7				

Non-Div. I Games:

Chicago St.

C
h
i
c
a
g
o
s
t
.

1
2
3
4
5
6
7
8
9
10
11
12
13
14
15
16
17
18
19
20
21
22
23
24
25
26
27
28
29
30
31
32
33
34
35
36
37
38
39
40
41
42
43
44
45
46
47
48
49
50
51
52
53
54
55
56
57
58
59
60
61
62
63
64
65
66
67
68
69
70
71
72
73
74
75
76
77
78
79
80
81
82
83
84
85
86
87
88
89
90
91
92
93
94
95
96
97
98
99
100
101
102
103
104
105
106
107
108
109
110
111
112
113
114
115
116
117
118
119
120
121
122
123
124
125
126
127
128
129
130
131
132
133
134
135
136
137
138
139
140
141
142
143
144
145
146
147
148
149
150
151
152
153
154
155
156
157
158
159
160
161
162
163
164
165
166
167
168
169
170
171
172
173
174
175
176
177
178
179
180
181
182
183
184
185
186
187
188
189
190
191
192
193
194
195
196
197
198
199
200
201
202
203
204
205
206
207
208
209
210
211
212
213
214
215
216
217
218
219
220
221
222
223
224
225
226
227
228
229
230
231
232
233
234
235
236
237
238
239
240
241
242
243
244
245
246
247
248
249
250
251
252
253
254
255
256
257
258
259
260
261
262
263
264
265
266
267
268
269
270
271
272
273
274
275
276
277
278
279
280
281
282
283
284
285
286
287
288
289
290
291
292
293
294
295
296
297
298
299
300
301
302
303
304
305
306
307
308
309
310
311
312
313
314
315
316
317
318
319
320
321
322
323
324
325
326
327
328
329
330
331
332
333
334
335
336
337
338
339
340
341
342
343
344
345
346
347
348
349
350
351
352
353
354
355
356
357
358
359
360
361
362
363
364
365
366
367
368
369
370
371
372
373
374
375
376
377
378
379
380
381
382
383
384
385
386
387
388
389
390
391
392
393
394
395
396
397
398
399
400
401
402
403
404
405
406
407
408
409
410
411
412
413
414
415
416
417
418
419
420
421
422
423
424
425
426
427
428
429
430
431
432
433
434
435
436
437
438
439
440
441
442
443
444
445
446
447
448
449
450
451
452
453
454
455
456
457
458
459
460
461
462
463
464
465
466
467
468
469
470
471
472
473
474
475
476
477
478
479
480
481
482
483
484
485
486
487
488
489
490
491
492
493
494
495
496
497
498
499
500
501
502
503
504
505
506
507
508
509
510
511
512
513
514
515
516
517
518
519
520
521
522
523
524
525
526
527
528
529
530
531
532
533
534
535
536
537
538
539
540
541
542
543
544
545
546
547
548
549
550
551
552
553
554
555
556
557
558
559
560
561
562
563
564
565
566
567
568
569
570
571
572
573
574
575
576
577
578
579
580
581
582
583
584
585
586
587
588
589
590
591
592
593
594
595
596
597
598
599
600
601
602
603
604
605
606
607
608
609
610
611
612
613
614
615
616
617
618
619
620
621
622
623
624
625
626
627
628
629
630
631
632
633
634
635
636
637
638
639
640
641
642
643
644
645
646
647
648
649
650
651
652
653
654
655
656
657
658
659
660
661
662
663
664
665
666
667
668
669
670
671
672
673
674
675
676
677
678
679
680
681
682
683
684
685
686
687
688
689
690
691
692
693
694
695
696
697
698
699
700
701
702
703
704
705
706
707
708
709
710
711
712
713
714
715
716
717
718
719
720
721
722
723
724
725
726
727
728
729
730
731
732
733
734
735
736
737
738
739
740
741
742
743
744
745
746
747
748
749
750
751
752
753
754
755
756
757
758
759
760
761
762
763
764
765
766
767
768
769
770
771
772
773
774
775
776
777
778
779
780
781
782
783
784
785
786
787
788
789
790
791
792
793
794
795
796
797
798
799
800
801
802
803
804
805
806
807
808
809
810
811
812
813
814
815
816
817
818
819
820
821
822
823
824
825
826
827
828
829
830
831
832
833
834
835
836
837
838
839
840
84

Chicago St.

Average RPI Win: 259		WON-LOST	WINNING	LAST 10	STRENGTH OF		OPP. STRENGTH	TEAM	ADJ	CONF.	ADJ CONF.
Average RPI Loss: 196		RECORD	PCT. RANK	GAMES	SCHEDULE		OF SCHEDULE	RPI	RPI	RPI	RPI
DIV. I ONLY		15-36-0	.29412	274	2-8-0		281	290	282	.39737	285
DIV. I NON-CONF.		2-20-0	.09091	295	0-3-0		94	170	277	.4132	281
TOTALS		RPI 1-25	RPI 26-50		W-L RECORDS		RPI 51-100		RPI 101-150		RPI 150+
15-36-0		0-3-0	0-4-0		OVERALL		2-2-0		0-2-0		13-25-0
5-9-0		0-0-0	0-0-0		HOME		0-0-0		0-0-0		5-9-0
7-23-0		0-3-0	0-4-0		AWAY		1-1-0		0-2-0		6-13-0
3-4-0		0-0-0	0-0-0		NEUTRAL		1-1-0		0-0-0		2-3-0
2-20-0		0-3-0	0-4-0		NON-CONFERENCE		2-2-0		0-2-0		0-9-0
0-2-0		0-0-0	0-0-0		HOME		0-0-0		0-0-0		0-2-0
1-17-0		0-3-0	0-0-		AWAY		1-1-0		0-2-0		0-7-0
1-1-0		0-0-0	0-0-0		NEUTRAL		1-1-0		0-0-0		0-0-0
13-16-0		0-0-0	0-0-0		CONFERENCE		0-0-0		0-0-0		13-16-0
5-7-0		0-0-0	0-0-0		HOME		0-0-0		0-0-0		5-7-0
6-6-0		0-0-0	0-0-0		AWAY		0-0-0		0-0-0		6-6-0
2-3-0		0-0-0	0-0-0		NEUTRAL		0-0-0		0-0-0		2-3-0
RPI S	Opponent	Score	RPI S	Opponent	Score	RPI S	Opponent	Score	RPI S	Opponent	Score
19 A	Houston	0 8	33 A	Texas A&M	2 9	52 A	DBU	0 10	104 A	Lamar University	7 15
24 A	Baylor	1 18	45 A	McNeese	9 12	97 A	UTSA	6 5	114 A	New Orleans	0 14
24 A	Baylor	2 15	45 A	McNeese	2 7	99 N	Ill.-Chicago	5 4	173 A	Texas St.	1 10
			45 A	McNeese	7 16	99 N	Ill.-Chicago	1 6	205 N	Alabama St.	5 13
									205 N	Alabama St.	3 25
									209 H	A&M-Corpus Christi	5 11
									241 A	Northwestern St.	1 16
									251 A	UTRGV	0 11
									251 A	UTRGV	0 4
									251 A	UTRGV	3 10
									251 A	UTRGV	1 6
									267 A	Texas Southern	0 3
									267 A	Texas Southern	6 8
									267 A	Texas Southern	4 8
									267 H	Texas Southern	4 6
									267 H	Texas Southern	0 8
									267 H	Texas Southern	3 2
									273 A	Incarnate Word	1 11
									273 H	Incarnate Word	4 17
									279 A	Grambling	7 5
									279 A	Grambling	1 6
									279 A	Grambling	10 0
									279 H	Grambling	1 14
									279 H	Grambling	2 10
									279 H	Grambling	7 12
									279 N	Grambling	8 6
									283 A	Ark.-Pine Bluff	5 10
Non-Div. I Games:			Jarvis Christian	2 5	Huston-Tillotson	12 11	Huston-Tillotson	9 0	Arlington Baptist		
			Jarvis Christian	8 7	Arlington Baptist	4 3			Prairie View		

Prairie View

Average RPI Win:		257	WON-LOST RECORD		WINNING PCT. RANK		LAST 10 GAMES		STRENGTH OF SCHEDULE		OPP. STRENGTH OF SCHEDULE		TEAM RPI		ADJ RPI		CONF. RPI		ADJ CONF. RPI				
Average RPI Loss:		195	12-33-0		.26667 279		2-8-0		282		293		286		.38634 286		31		31				
DIV. I ONLY			2-13-0		.13333 289		0-1-0		48		101		267		.4289 267		31		31				
DIV. I NON-CONF.																							
TOTALS		RPI 1-25		RPI 26-50		W-L RECORDS		RPI 51-100		RPI 101-150		RPI 150+											
12-33-0		0-2-0		0-1-0		OVERALL		0-0-0		0-6-0		12-24-0											
5-12-0		0-0-0		0-0-0		HOME		0-0-0		0-0-0		5-12-0											
3-18-0		0-2-0		0-1-0		AWAY		0-0-0		0-6-0		3-9-0											
4-3-0		0-0-0		0-0-0		NEUTRAL		0-0-0		0-0-0		4-3-0											
2-13-0		0-2-0		0-1-0		NON-CONFERENCE		0-0-0		0-6-0		2-4-0											
2-3-0		0-0-0		0-0-0		HOME		0-0-0		0-0-0		2-3-0											
0-10-0		0-2-0		0-0-		AWAY		0-0-0		0-6-0		0-1-0											
0-0-0		0-0-0		0-0-0		NEUTRAL		0-0-0		0-0-0		0-0-0											
10-20-0		0-0-0		0-0-0		CONFERENCE		0-0-0		0-0-0		10-20-0											
3-9-0		0-0-0		0-0-0		HOME		0-0-0		0-0-0		3-9-0											
3-8-0		0-0-0		0-0-0		AWAY		0-0-0		0-0-0		3-8-0											
4-3-0		0-0-0		0-0-0		NEUTRAL		0-0-0		0-0-0		4-3-0											
RPI	S	Opponent		Score		RPI	S	Opponent		Score		RPI	S	Opponent		Score		RPI	S	Opponent		Score	
12	A	Arkansas		3	11	30	A	Southeastern La.		3	21			114	A	New Orleans		6	7				
12	A	Arkansas		2	3									114	A	New Orleans		0	14				
														114	A	New Orleans		0	10				
														119	A	Memphis		7	18				
														143	A	Nicholls St.		6	7				
														143	A	Nicholls St.		5	13				
														151	H	Butler		0	5				
														151	H	Butler		5	1				
														151	H	Butler		13	8				
														151	H	Butler		2	3				
														175	A	Alabama		1	18				
														177	H	Murray St.		8	11				
														205	A	Alabama St.		4	6				
														205	A	Alabama St.		4	9				
														205	A	Alabama St.		0	10				
														205	H	Alabama St.		3	8				
														205	H	Alabama St.		2	10				
														205	H	Alabama St.		3	12				
														205	N	Alabama St.		1	6				
														226	A	Jackson St.		6	11				
														226	A	Jackson St.		4	16				
														226	H	Jackson St.		4	9				
														226	H	Jackson St.		9	6				
														226	H	Jackson St.		2	13				
														226	N	Jackson St.		5	4				
														279	N	Grambling		7	6				
														279	N	Grambling		1	4				
				LAST 10 GAMES																			
				285	N	Prairie View		3	4	205	H	Alabama St.		3	8	226	H	Jackson St.		9	6		
				205	N	Alabama St.		1	6	297	A	Alabama A&M		12	1	226	H	Jackson St.		2	13		
				279	N	Grambling		7	6	297	A	Alabama A&M		1	12	226	N	Jackson St.		5	4		
				205	H	Alabama St.		2	10	297	A	Alabama A&M		6	8	279	N	Grambling		7	6		
				205	H	Alabama St.		3	12	30	A	Southeastern La.		3	21	279	N	Grambling		1	4		

Non-Div. I Games:

Alcorn

RPI	S	Opponent	Score	
285	N	Prairie View	3	4
285	N	Prairie View	11	3
291	N	Southern U.	6	5
293	A	Mississippi Val.	13	0
293	A	Mississippi Val.	11	3
293	A	Mississippi Val.	3	5
293	H	Mississippi Val.	3	2
293	H	Mississippi Val.	4	3
293	H	Mississippi Val.	1	5
297	A	Alabama A&M	1	12
297	A	Alabama A&M	6	8
297	A	Alabama A&M	12	1
297	H	Alabama A&M	10	13
297	H	Alabama A&M	0	7
297	H	Alabama A&M	0	4

A
l
c
o
r
n

A
l
c
o
r
n

Alcorn

Average RPI Win:	257	WON-LOST	WINNING	LAST 10	STRENGTH OF	OPP. STRENGTH	TEAM	ADJ	CONF.	ADJ CONF.	
Average RPI Loss:	156	RECORD	PCT. RANK	GAMES	SCHEDULE	OF SCHEDULE	RPI	RPI	RPI	RPI	
DIV. I ONLY	12-39-0	.23529	284	1-9-0	272	235	287	.3835	287	27	27
DIV. I NON-CONF.	9-18-0	.33333	243	0-2-0	293	286	289	.38119	288	29	29
<hr/>											
TOTALS	RPI 1-25	RPI 26-50		W-L RECORDS		RPI 51-100		RPI 101-150		RPI 150+	
12-39-0	0-0-0	0-0-0		OVERALL		1-12-0		1-9-0		10-18-0	
11-18-0	0-0-0	0-0-0		HOME		1-5-0		1-3-0		9-10-0	
1-21-0	0-0-0	0-0-0		AWAY		0-7-0		0-6-0		1-8-0	
0-0-0	0-0-0	0-0-0		NEUTRAL		0-0-0		0-0-0		0-0-0	
9-18-0	0-0-0	0-0-0		NON-CONFERENCE		0-7-0		0-4-0		9-7-0	
9-8-0	0-0-0	0-0-0		HOME		0-3-0		0-1-0		9-4-0	
0-10-0	0-0-0	0-0-		AWAY		0-4-0		0-3-0		0-3-0	
0-0-0	0-0-0	0-0-0		NEUTRAL		0-0-0		0-0-0		0-0-0	
3-21-0	0-0-0	0-0-0		CONFERENCE		1-5-0		1-5-0		1-11-0	
2-10-0	0-0-0	0-0-0		HOME		1-2-0		1-2-0		0-6-0	
1-11-0	0-0-0	0-0-0		AWAY		0-3-0		0-3-0		1-5-0	
0-0-0	0-0-0	0-0-0		NEUTRAL		0-0-0		0-0-0		0-0-0	
RPI	S	Opponent	Score	RPI	S	Opponent	Score	RPI	S	Opponent	Score
						61 A Bethune-Cookman	5 9	105 A Western Caro.		2 9	
						61 A Bethune-Cookman	0 16	105 A Western Caro.		1 21	
						61 A Bethune-Cookman	5 10	128 A North Florida		2 7	
						61 H Bethune-Cookman	8 7	128 H North Florida		3 12	
						61 H Bethune-Cookman	4 8	132 A Florida A&M		5 7	
						61 H Bethune-Cookman	0 1	132 A Florida A&M		6 15	
						63 A Jacksonville	7 9	132 A Florida A&M		3 4	
						63 H Jacksonville	7 11	132 H Florida A&M		1 11	
						77 A Mercer	2 12	132 H Florida A&M		16 11	
						77 H Mercer	0 6	132 H Florida A&M		3 4	
						85 A Georgia	3 12	156 A Kennesaw St.		1 9	
						87 A Ga. Southern	7 11	196 A N.C. A&T		1 2	
						87 H Ga. Southern	5 6	196 A N.C. A&T		3 12	
								196 A N.C. A&T		5 11	
								196 H N.C. A&T		2 12	
								196 H N.C. A&T		10 11	
								196 H N.C. A&T		2 7	
								214 A Georgia St.		0 3	
								238 A Charleston So.		5 7	
								252 A N.C. Central		12 7	
								252 A N.C. Central		2 11	
								252 A N.C. Central		2 4	
								252 H N.C. Central		1 19	
								252 H N.C. Central		1 10	
								252 H N.C. Central		5 10	
								258 H Longwood		3 7	
								258 H Longwood		13 15	
LAST 10 GAMES											
						61 A Bethune-Cookman	5 10	196 H N.C. A&T		10 11	
						61 A Bethune-Cookman	5 9	196 H N.C. A&T		2 7	
						61 A Bethune-Cookman	0 16	63 H Jacksonville		7 11	
						214 A Georgia St.	0 3	252 A N.C. Central		2 11	
						196 H N.C. A&T	2 12	252 A N.C. Central		12 7	

Non-Div. I Games:

Savannah St.

RPI	S	Opponent	Score	
258	H	Longwood	4	5
288	H	Fairleigh Dickinson	10	9
288	H	Fairleigh Dickinson	3	2
288	H	Fairleigh Dickinson	6	4
296	H	Mt. St. Mary's	6	5
296	H	Mt. St. Mary's	9	8
296	H	Mt. St. Mary's	9	1
297	H	Alabama A&M	17	1
297	H	Alabama A&M	3	4
297	H	Alabama A&M	10	0
297	H	Alabama A&M	6	4

Savannah St.

S
a
v
a
n
n
a
h
S
t
.

S
a
v
a
n
n
a
h
S
t
.

[illegible]

Non-Div. I Games:

Fairleigh Dickinson

RPI	S	Opponent	Score	
276	H	Delaware St.	7	8
282	N	Lehigh	8	16
287	A	Savannah St.	4	6
287	A	Savannah St.	2	3
287	A	Savannah St.	9	10
289	H	NJIT	14	7
292	H	Lafayette	10	9
296	H	Mt. St. Mary's	15	2
296	H	Mt. St. Mary's	5	2
296	H	Mt. St. Mary's	4	1
296	H	Mt. St. Mary's	6	5
299	A	Saint Peter's	25	10
299	H	Saint Peter's	13	6

Fairleigh Dickinson

F
a
i
r
l
e
i
g
h
D
i
c
k
i
n
s
o
n

F
a
i
r
l
e
i
g
h
D
i
c
k
i
n
s
o
n

Average RPI Win: 236		WON-LOST	WINNING	LAST 10	STRENGTH OF	OPP. STRENGTH	TEAM	ADJ	CONF.	ADJ CONF.		
Average RPI Loss: 190		RECORD	PCT. RANK	GAMES	SCHEDULE	OF SCHEDULE	RPI	RPI	RPI	RPI		
DIV. I ONLY		9-40-0	.18367	293	4-6-0	276	266	289	.38023	289	20	20
DIV. I NON-CONF.		7-21-0	.25	263	2-2-0	298	299	294	.3685	294	21	21
<hr/>												
TOTALS		RPI 1-25	RPI 26-50		W-L RECORDS		RPI 51-100		RPI 101-150		RPI 150+	
9-40-0		0-0-0	0-3-0		OVERALL		0-3-0		1-6-0		8-28-0	
4-12-0		0-0-0	0-3-0		HOME		0-3-0		0-0-0		4-6-0	
4-26-0		0-0-0	0-0-0		AWAY		0-0-0		1-5-0		3-21-0	
1-2-0		0-0-0	0-0-0		NEUTRAL		0-0-0		0-1-0		1-1-0	
7-21-0		0-0-0	0-0-0		NON-CONFERENCE		0-0-0		1-3-0		6-18-0	
3-1-0		0-0-0	0-0-0		HOME		0-0-0		0-0-0		3-1-0	
3-18-0		0-0-0	0-0-		AWAY		0-0-0		1-2-0		2-16-0	
1-2-0		0-0-0	0-0-0		NEUTRAL		0-0-0		0-1-0		1-1-0	
2-19-0		0-0-0	0-3-0		CONFERENCE		0-3-0		0-3-0		2-10-0	
1-11-0		0-0-0	0-3-0		HOME		0-3-0		0-0-0		1-5-0	
1-8-0		0-0-0	0-0-0		AWAY		0-0-0		0-3-0		1-5-0	
0-0-0		0-0-0	0-0-0		NEUTRAL		0-0-0		0-0-0		0-0-0	
RPI	S	Opponent	Score	RPI	S	Opponent	Score	RPI	S	Opponent	Score	
				35	H	FGCU	5 7	63	H	Jacksonville	11 13	
				35	H	FGCU	6 10	63	H	Jacksonville	3 4	
				35	H	FGCU	1 20	63	H	Jacksonville	3 5	
										128	A North Florida	1 16
										128	A North Florida	3 6
										128	A North Florida	8 13
										130	A High Point	5 6
										130	A High Point	0 11
										130	A High Point	4 2
										148	N Canisius	1 6
										156	H Kennesaw St.	1 13
										156	H Kennesaw St.	5 2
										156	H Kennesaw St.	5 15
										157	A Stetson	2 13
										157	A Stetson	2 4
										157	A Stetson	2 3
										169	H Fairfield	13 12
										190	A George Washington	2 8
										190	A George Washington	1 4
										190	A George Washington	2 6
										216	H Lipscomb	2 11
										216	H Lipscomb	10 15
										216	H Lipscomb	3 8
										225	A Rider	1 8
										240	A James Madison	2 14
										240	A James Madison	11 5
										240	A James Madison	6 20
										240	A James Madison	8 9
										252	A N.C. Central	1 10
										252	A N.C. Central	3 7
<hr/>												
LAST 10 GAMES												
				262	A	USC Upstate	12 13	156	H	Kennesaw St.	1 13	
				262	A	USC Upstate	3 11	294	H	NYIT	6 2	
				262	A	USC Upstate	7 5	294	H	NYIT	7 10	
				156	H	Kennesaw St.	5 15	294	A	NYIT	3 4	
				156	H	Kennesaw St.	5 2	294	A	NYIT	4 0	

Non-Div. I Games:

NJIT

RPI	S	Opponent	Score	
252	A	N.C. Central	3	4
262	A	USC Upstate	3	11
262	A	USC Upstate	7	5
262	A	USC Upstate	12	13
282	A	Lehigh	4	8
282	A	Lehigh	4	15
282	A	Lehigh	1	2
282	A	Lehigh	6	11
284	N	Chicago St.	7	2
288	A	Fairleigh Dickinson	7	14
294	A	NYIT	3	4
294	A	NYIT	4	0
294	H	NYIT	7	10
294	H	NYIT	6	2
298	N	Fort Wayne	3	5
299	H	Saint Peter's	17	1

NJIT

N
J
I
T

N
J
I
T

U
M
E
S

UMES					Through Games Of June 27, 2017 (FINAL)							
Average RPI Win:	271	WON-LOST RECORD	WINNING PCT. RANK	LAST 10 GAMES	STRENGTH OF SCHEDULE	OPP. STRENGTH OF SCHEDULE	TEAM RPI	ADJ RPI	CONF. RPI	ADJ CONF. RPI		
Average RPI Loss:	218											
DIV. I ONLY		12-40-0	.23077 285	2-8-0	275	299	290	.38006 290	27	27		
DIV. I NON-CONF.		3-19-0	.13636 288	0-4-0	174	295	287	.38844 287	29	29		

TOTALS		RPI 1-25	RPI 26-50		W-L RECORDS		RPI 51-100		RPI 101-150		RPI 150+	
12-40-0	0-0-0	0-0-0		OVERALL		0-4-0		0-5-0		12-31-0		
8-9-0	0-0-0	0-0-0		HOME		0-0-0		0-0-0		8-9-0		
4-29-0	0-0-0	0-0-0		AWAY		0-4-0		0-5-0		4-19-0		
0-2-0	0-0-0	0-0-0		NEUTRAL		0-0-0		0-0-0		0-2-0		
3-19-0	0-0-0	0-0-0		NON-CONFERENCE		0-4-0		0-5-0		3-10-0		
3-2-0	0-0-0	0-0-0		HOME		0-0-0		0-0-0		3-2-0		
0-17-0	0-0-0	0-0-		AWAY		0-4-0		0-5-0		0-8-0		
0-0-0	0-0-0	0-0-0		NEUTRAL		0-0-0		0-0-0		0-0-0		
9-21-0	0-0-0	0-0-0		CONFERENCE		0-0-0		0-0-0		9-21-0		
5-7-0	0-0-0	0-0-0		HOME		0-0-0		0-0-0		5-7-0		
4-12-0	0-0-0	0-0-0		AWAY		0-0-0		0-0-0		4-12-0		
0-2-0	0-0-0	0-0-0		NEUTRAL		0-0-0		0-0-0		0-2-0		

RPI S	Opponent	Score	RPI S	Opponent	Score	RPI S	Opponent	Score	RPI S	Opponent	Score	
						77 A	Mercer	2 13	109 A	UNCG	2 4	
						77 A	Mercer	0 15	109 A	UNCG	4 18	
						77 A	Mercer	4 8	109 A	UNCG	3 11	
						91 A	Duke	3 10	131 A	Pittsburgh	1 20	
						131 A	Pittsburgh	4 9				
						190 A	George Washington	4 10				
						196 A	N.C. A&T	4 11				
						196 A	N.C. A&T	5 19				
						196 A	N.C. A&T	9 17				
						196 N	N.C. A&T	0 8				
						202 A	Navy	5 17				
						202 H	Navy	5 13				
						211 A	Georgetown	5 8				
						237 H	Iona	0 2				
						237 H	Iona	6 1				
						237 H	Iona	4 3				
						246 A	Towson	3 4				
						246 H	Towson	10 4				
						250 A	Norfolk St.	3 5				
						250 A	Norfolk St.	2 8				
250 A	Norfolk St.	1 11										
LAST 10 GAMES			250 H	Norfolk St.	4 10							
			250 H	Norfolk St.	9 11							
			250 H	Norfolk St.	1 2							
			250 H	Norfolk St.	1 7							
			250 H	Norfolk St.	3 2							
			250 H	Norfolk St.	6 5							
276 N	Delaware St.	5 6	250 H	Norfolk St.	6 5	250 H	Norfolk St.	1 2				
196 N	N.C. A&T	0 8	250 H	Norfolk St.	1 2	250 H	Norfolk St.	1 2				
211 A	Georgetown	5 8	131 A	Pittsburgh	1 20	250 H	Norfolk St.	1 7				
246 A	Towson	3 4	131 A	Pittsburgh	4 9	250 H	Norfolk St.	3 2				
250 H	Norfolk St.	3 2	295 A	Coppin St.	6 7	250 H	Norfolk St.	6 5				

Non-Div. I Games:

UMES

U
M
E
S

RPI	S	Opponent	Score	
252	A	N.C. Central	0	6
276	A	Delaware St.	4	7
276	A	Delaware St.	0	9
276	A	Delaware St.	2	3
276	H	Delaware St.	0	2
276	H	Delaware St.	8	1
276	H	Delaware St.	3	2
276	N	Delaware St.	5	6
282	A	Lehigh	4	10
282	A	Lehigh	6	12
295	A	Coppin St.	6	7
295	A	Coppin St.	7	4
295	A	Coppin St.	0	1
295	A	Coppin St.	5	3
295	A	Coppin St.	15	12
295	A	Coppin St.	4	3
295	H	Coppin St.	2	4
295	H	Coppin St.	3	7
295	H	Coppin St.	6	3
296	A	Mt. St. Mary's	1	2
296	A	Mt. St. Mary's	0	2

U
M
E
S

U
M
E
S

Average RPI Win:	264	WON-LOST RECORD	WINNING PCT. RANK	LAST 10 GAMES	STRENGTH OF SCHEDULE	OPP. STRENGTH OF SCHEDULE	TEAM RPI	ADJ RPI	CONF. RPI	ADJ CONF. RPI										
Average RPI Loss:	237																			
DIV. I ONLY	14-27-0	.34146	255	5-5-0	297	298	291	.37555	291	31	31									
DIV. I NON-CONF.	2-8-0	.2	280	1-1-0	219	213	284	.40624	284	31	31									
<hr/>																				
TOTALS	RPI 1-25	RPI 26-50		W-L RECORDS	RPI 51-100		RPI 101-150		RPI 150+											
14-27-0	0-0-0	0-0-0		OVERALL	0-0-0		1-6-0		13-21-0											
9-6-0	0-0-0	0-0-0		HOME	0-0-0		1-1-0		8-5-0											
3-15-0	0-0-0	0-0-0		AWAY	0-0-0		0-5-0		3-10-0											
2-6-0	0-0-0	0-0-0		NEUTRAL	0-0-0		0-0-0		2-6-0											
<hr/>																				
2-8-0	0-0-0	0-0-0		NON-CONFERENCE	0-0-0		1-6-0		1-2-0											
1-1-0	0-0-0	0-0-0		HOME	0-0-0		1-1-0		0-0-0											
0-5-0	0-0-0	0-0-		AWAY	0-0-0		0-5-0		0-0-0											
1-2-0	0-0-0	0-0-0		NEUTRAL	0-0-0		0-0-0		1-2-0											
<hr/>																				
12-19-0	0-0-0	0-0-0		CONFERENCE	0-0-0		0-0-0		12-19-0											
8-5-0	0-0-0	0-0-0		HOME	0-0-0		0-0-0		8-5-0											
3-10-0	0-0-0	0-0-0		AWAY	0-0-0		0-0-0		3-10-0											
1-4-0	0-0-0	0-0-0		NEUTRAL	0-0-0		0-0-0		1-4-0											
<hr/>																				
RPI	S	Opponent	Score	RPI	S	Opponent	Score	RPI	S	Opponent	Score									
								104	H	Lamar University	1	10								
								114	A	New Orleans	0	5								
								119	A	Memphis	5	9								
								119	A	Memphis	1	11								
								119	A	Memphis	3	5								
								143	A	Nicholls St.	9	10								
								143	H	Nicholls St.	6	5								
								226	A	Jackson St.	4	5								
								226	H	Jackson St.	13	8								
								226	N	Jackson St.	2	4								
								226	N	Jackson St.	2	7								
								256	N	LIU Brooklyn	4	9								
								267	A	Texas Southern	1	11								
								267	A	Texas Southern	8	6								
								267	A	Texas Southern	1	9								
								267	H	Texas Southern	8	5								
								267	H	Texas Southern	12	11								
								267	H	Texas Southern	8	6								
								271	N	Hofstra	2	4								
								272	N	Wagner	11	4								
								279	A	Grambling	5	8								
								LAST 10 GAMES								279	A	Grambling	8	14
																279	A	Grambling	4	15
																279	H	Grambling	3	11
																279	H	Grambling	3	2
279	H	Grambling	6	9																
279	N	Grambling	5	11																

Non-Div. I Games: Loyola (LA) 2 1 LSU-Alexandria 7 1 Loyola (LA) 13 6

Southern U.

Southern U.

S
o
u
t
h
e
r
n
U
.

Southern U.

Average RPI Win: 218		WON-LOST RECORD		WINNING PCT. RANK		LAST 10 GAMES		STRENGTH OF SCHEDULE		OPP. STRENGTH OF SCHEDULE		TEAM RPI		ADJ RPI		CONF. RPI		ADJ CONF. RPI	
DIV. I ONLY		8-44-0		.15385 296		5-5-0		255		282		292		.37138 292		29		28	
DIV. I NON-CONF.		4-28-0		.125 291		2-2-0		264		291		292		.36961 291		30		30	
TOTALS		RPI 1-25		RPI 26-50		W-L RECORDS		RPI 51-100		RPI 101-150		RPI 150+							
8-44-0		0-0-0		0-0-0		OVERALL		0-0-0		1-9-0		7-35-0							
5-11-0		0-0-0		0-0-0		HOME		0-0-0		0-1-0		5-10-0							
1-25-0		0-0-0		0-0-0		AWAY		0-0-0		0-7-0		1-18-0							
2-8-0		0-0-0		0-0-0		NEUTRAL		0-0-0		1-1-0		1-7-0							
4-28-0		0-0-0		0-0-0		NON-CONFERENCE		0-0-0		1-9-0		3-19-0							
1-3-0		0-0-0		0-0-0		HOME		0-0-0		0-1-0		1-2-0							
1-17-0		0-0-0		0-0-		AWAY		0-0-0		0-7-0		1-10-0							
2-8-0		0-0-0		0-0-0		NEUTRAL		0-0-0		1-1-0		1-7-0							
4-16-0		0-0-0		0-0-0		CONFERENCE		0-0-0		0-0-0		4-16-0							
4-8-0		0-0-0		0-0-0		HOME		0-0-0		0-0-0		4-8-0							
0-8-0		0-0-0		0-0-0		AWAY		0-0-0		0-0-0		0-8-0							
0-0-0		0-0-0		0-0-0		NEUTRAL		0-0-0		0-0-0		0-0-0							
RPI	S	Opponent	Score	RPI	S	Opponent	Score	RPI	S	Opponent	Score	RPI	S	Opponent	Score				
										109	A	UNCG	8	11					
										109	A	UNCG	7	8					
										109	A	UNCG	2	14					
										109	A	UNCG	7	25					
										120	A	William & Mary	4	5					
										120	A	William & Mary	1	16					
										120	A	William & Mary	5	6					
										121	N	Notre Dame	10	2					
										139	H	Rutgers	4	28					
										141	N	Saint Louis	6	24					
										189	N	Harvard	1	13					
										189	N	Harvard	0	6					
										199	H	Holy Cross	8	7					
										199	H	Holy Cross	10	9					
										199	H	Holy Cross	7	8					
										199	H	Holy Cross	10	7					
										201	A	Penn St.	2	9					
										202	A	Navy	6	10					
										202	A	Navy	1	7					
										202	A	Navy	1	4					
										202	A	Navy	6	9					
										204	A	Penn	1	4					
										204	A	Penn	3	13					
										204	A	Penn	1	2					
										204	A	Penn	2	3					
										204	H	Penn	8	9					
										207	A	Monmouth	4	5					
				LAST 10 GAMES															
				217	H	Niagara	5 14	199	H	Holy Cross	7 8	204	A	Penn	3 13				
				217	H	Niagara	8 7	199	H	Holy Cross	8 7	204	A	Penn	1 2				
				281	A	La Salle	13 9	201	A	Penn St.	2 9	204	A	Penn	2 3				
				199	H	Holy Cross	10 9	282	H	Lehigh	2 12	204	H	Penn	8 9				
				199	H	Holy Cross	10 7	282	H	Lehigh	1 5	207	A	Monmouth	4 5				

Non-Div. I Games:

Lafayette

RPI	S	Opponent	Score	
211	N	Georgetown	7	14
211	N	Georgetown	4	10
211	N	Georgetown	6	13
213	A	Saint Joseph's	1	11
217	H	Niagara	8	7
217	H	Niagara	5	14
225	A	Rider	0	2
234	H	Army West Point	9	10
234	H	Army West Point	5	10
234	H	Army West Point	10	6
234	H	Army West Point	4	5
235	A	Bucknell	1	4
235	A	Bucknell	5	8
235	A	Bucknell	10	11
235	A	Bucknell	5	6
273	A	Incarnate Word	5	6
273	N	Incarnate Word	3	4
281	A	La Salle	13	9
282	H	Lehigh	1	5
282	H	Lehigh	1	9
282	H	Lehigh	2	3
282	H	Lehigh	2	12
288	A	Fairleigh Dickinson	9	10
295	N	Coppin St.	6	5
295	N	Coppin St.	1	3

Lafayette

L
a
f
a
y
e
t
t
e

L
a
f
a
y
e
t
t
e

Average RPI Win: 264		WON-LOST	WINNING	LAST 10	STRENGTH OF		OPP. STRENGTH	TEAM	ADJ		CONF.	ADJ CONF.		
Average RPI Loss: 221		RECORD	PCT. RANK	GAMES	SCHEDULE		OF SCHEDULE	RPI	RPI		RPI	RPI		
DIV. I ONLY		7-32-0	.17949	294	1-9-0		283	297	293	.36306	293	31	31	
DIV. I NON-CONF.		1-14-0	.06667	297	0-5-0		186	283	288	.37863	289	31	31	
TOTALS		RPI 1-25	RPI 26-50		W-L RECORDS		RPI 51-100		RPI 101-150		RPI 150+			
7-32-0		0-1-0	0-0-0		OVERALL		0-0-0		0-3-0		7-28-0			
2-14-0		0-0-0	0-0-0		HOME		0-0-0		0-0-0		2-14-0			
5-18-0		0-1-0	0-0-0		AWAY		0-0-0		0-3-0		5-14-0			
0-0-0		0-0-0	0-0-0		NEUTRAL		0-0-0		0-0-0		0-0-0			
1-14-0		0-1-0	0-0-0		NON-CONFERENCE		0-0-0		0-3-0		1-10-0			
0-4-0		0-0-0	0-0-0		HOME		0-0-0		0-0-0		0-4-0			
1-10-0		0-1-0	0-0-		AWAY		0-0-0		0-3-0		1-6-0			
0-0-0		0-0-0	0-0-0		NEUTRAL		0-0-0		0-0-0		0-0-0			
6-18-0		0-0-0	0-0-0		CONFERENCE		0-0-0		0-0-0		6-18-0			
2-10-0		0-0-0	0-0-0		HOME		0-0-0		0-0-0		2-10-0			
4-8-0		0-0-0	0-0-0		AWAY		0-0-0		0-0-0		4-8-0			
0-0-0		0-0-0	0-0-0		NEUTRAL		0-0-0		0-0-0		0-0-0			
RPI	S	Opponent	Score		RPI	S	Opponent	Score		RPI	S	Opponent	Score	
21	A	Mississippi St.	0	5						113	A	Central Ark.	2	9
										119	A	Memphis	4	13
										143	A	Nicholls St.	3	4
										152	A	SFA	2	8
										180	A	Arkansas St.	10	9
										205	A	Alabama St.	5	10
										205	A	Alabama St.	7	2
										205	A	Alabama St.	3	12
										205	H	Alabama St.	5	7
										205	H	Alabama St.	6	7
										205	H	Alabama St.	2	14
										216	A	Lipscomb	3	9
										216	A	Lipscomb	3	9
										216	A	Lipscomb	1	11
										226	A	Jackson St.	2	9
										226	A	Jackson St.	6	13
										226	A	Jackson St.	8	9
										226	H	Jackson St.	0	6
										226	H	Jackson St.	2	3
										226	H	Jackson St.	3	5
										241	A	Northwestern St.	1	11
										241	A	Northwestern St.	0	14
										248	H	North Dakota St.	3	9
										248	H	North Dakota St.	4	10
										248	H	North Dakota St.	6	9
										248	H	North Dakota St.	4	7
										286	A	Alcorn	5	1
LAST 10 GAMES														
216	A	Lipscomb	3	9	205	A	Alabama St.	3	12	248	H	North Dakota St.	3	9
216	A	Lipscomb	3	9	241	A	Northwestern St.	0	14	248	H	North Dakota St.	4	10
216	A	Lipscomb	1	11	241	A	Northwestern St.	1	11	248	H	North Dakota St.	6	9
205	A	Alabama St.	7	2	297	H	Alabama A&M	1	3	248	H	North Dakota St.	4	7
205	A	Alabama St.	5	10	297	H	Alabama A&M	0	1					

Non-Div. I Games: Delta St. 1 8 Delta St. 4 15

Mississippi Val.

RPI	S	Opponent	Score	
286	A	Alcorn	3	4
286	A	Alcorn	2	3
286	H	Alcorn	0	13
286	H	Alcorn	3	11
286	H	Alcorn	5	3
297	A	Alabama A&M	4	3
297	A	Alabama A&M	6	4
297	A	Alabama A&M	6	9
297	H	Alabama A&M	0	1
297	H	Alabama A&M	5	3
297	H	Alabama A&M	1	3

Mississippi Val.

M
i
s
s
i
s
s
i
p
p
i
V
a
l
.

M
i
s
s
i
s
s
i
p
p
i
V
a
l
.

NYIT

NYIT					Through Games Of June 27, 2017 (FINAL)												
Average RPI Win:		253	WON-LOST RECORD		WINNING PCT. RANK	LAST 10 GAMES		STRENGTH OF SCHEDULE	OPP. STRENGTH OF SCHEDULE	TEAM RPI	ADJ RPI	CONF. RPI	ADJ CONF. RPI				
Average RPI Loss:		209															
DIV. I ONLY			5-36-1	.13095	298	2-8-0		269	288	294	.36051	294	32	32			
DIV. I NON-CONF.			5-36-1	.13095	290	2-8-0		265	298	295	.36051	295	32	32			
TOTALS		RPI 1-25		RPI 26-50		W-L RECORDS		RPI 51-100		RPI 101-150		RPI 150+					
5-36-1		0-0-0		0-1-0		OVERALL		0-0-0		0-0-0		5-35-1					
4-12-1		0-0-0		0-0-0		HOME		0-0-0		0-0-0		4-12-1					
1-24-0		0-0-0		0-1-0		AWAY		0-0-0		0-0-0		1-23-0					
0-0-0		0-0-0		0-0-0		NEUTRAL		0-0-0		0-0-0		0-0-0					
5-36-1		0-0-0		0-1-0		NON-CONFERENCE		0-0-0		0-0-0		5-35-1					
4-12-1		0-0-0		0-0-0		HOME		0-0-0		0-0-0		4-12-1					
1-24-0		0-0-0		0-0-		AWAY		0-0-0		0-0-0		1-23-0					
0-0-0		0-0-0		0-0-0		NEUTRAL		0-0-0		0-0-0		0-0-0					
0-0-0		0-0-0		0-0-0		CONFERENCE		0-0-0		0-0-0		0-0-0					
0-0-0		0-0-0		0-0-0		HOME		0-0-0		0-0-0		0-0-0					
0-0-0		0-0-0		0-0-0		AWAY		0-0-0		0-0-0		0-0-0					
0-0-0		0-0-0		0-0-0		NEUTRAL		0-0-0		0-0-0		0-0-0					
RPI	S	Opponent	Score		RPI	S	Opponent	Score		RPI	S	Opponent	Score				
			46	A	St. John's (NY)	8	13			164	A	Northeastern	0	11			
										164	A	Northeastern	3	12			
										164	A	Northeastern	3	8			
										164	A	Northeastern	7	16			
										169	H	Fairfield	2	8			
										171	H	Albany (NY)	1	8			
										171	H	Albany (NY)	3	0			
										179	A	Stony Brook	2	7			
										179	H	Stony Brook	8	11			
										180	A	Arkansas St.	5	13			
										180	A	Arkansas St.	2	5			
										180	A	Arkansas St.	5	11			
										180	A	Arkansas St.	0	6			
										202	A	Navy	0	12			
										202	A	Navy	5	10			
										202	A	Navy	2	10			
										202	A	Navy	3	15			
										207	A	Monmouth	1	7			
										207	A	Monmouth	4	10			
										211	A	Georgetown	3	13			
										211	A	Georgetown	0	9			
										211	A	Georgetown	4	6			
					LAST 10 GAMES						211	A	Georgetown	4	6		
			289	A	NJIT	2	6	207	A	Monmouth	1	7	227	H	Siena	0	6
			289	A	NJIT	10	7	207	A	Monmouth	4	10	227	H	Siena	5	5
			289	H	NJIT	4	3	256	A	LIU Brooklyn	5	9	227	H	Siena	3	5
			289	H	NJIT	0	4	164	A	Northeastern	7	16	232	H	Sacred Heart	0	6
			179	H	Stony Brook	8	11	164	A	Northeastern	3	8	232	H	Sacred Heart	4	3

Non-Div. I Games:

NYIT

NYIT

RPI	S	Opponent	Score	
232	H	Sacred Heart	2	6
234	A	Army West Point	3	8
237	A	Iona	4	13
237	H	Iona	1	9
256	A	LIU Brooklyn	5	9
271	A	Hofstra	3	14
271	H	Hofstra	5	6
272	H	Wagner	0	4
272	H	Wagner	0	5
282	H	Lehigh	6	4
289	A	NJIT	2	6
289	A	NJIT	10	7
289	H	NJIT	0	4
289	H	NJIT	4	3

N
Y
I
T

N
Y
I
T

NYIT

[illegible]

Non-Div. I Games:

Coppin St.

RPI	S	Opponent	Score	
276	H	Delaware St.	6	13
282	H	Lehigh	9	18
290	A	UMES	3	6
290	A	UMES	7	3
290	A	UMES	4	2
290	H	UMES	4	7
290	H	UMES	7	6
290	H	UMES	12	15
290	H	UMES	3	5
290	H	UMES	1	0
290	H	UMES	3	4
292	N	Lafayette	3	1
292	N	Lafayette	5	6
296	A	Mt. St. Mary's	3	7
296	H	Mt. St. Mary's	9	6

C
o
p
p
i
n
s
t
.

C
o
p
p
i
n
s
t
.

RPI	S	Opponent	Score	
256	A	LIU Brooklyn	11	8
256	H	LIU Brooklyn	8	7
256	H	LIU Brooklyn	18	8
256	H	LIU Brooklyn	11	15
272	H	Wagner	9	10
272	H	Wagner	3	7
272	H	Wagner	6	3
272	H	Wagner	16	18
287	A	Savannah St.	5	6
287	A	Savannah St.	1	9
287	A	Savannah St.	8	9
288	A	Fairleigh Dickinson	5	6
288	A	Fairleigh Dickinson	2	15
288	A	Fairleigh Dickinson	1	4
288	A	Fairleigh Dickinson	2	5
290	H	UMES	2	1
290	H	UMES	2	0
295	A	Coppin St.	6	9
295	H	Coppin St.	7	3

Mt. St. Mary's

M
t
.
S
t
.
M
a
r
y
'
s

M
t
.
S
t
.
M
a
r
y
'
s

Average RPI Win: 283		WON-LOST	WINNING	LAST 10	STRENGTH OF		OPP. STRENGTH	TEAM	ADJ		CONF.	ADJ CONF.	
Average RPI Loss: 215		RECORD	PCT. RANK	GAMES	SCHEDULE		OF SCHEDULE	RPI	RPI		RPI	RPI	
DIV. I ONLY		12-43-0	.21818	287	1-9-0		296	294	295	.35508	297	31	31
DIV. I NON-CONF.		3-23-0	.11538	293	0-3-0		294	278	298	.34216	298	31	31
TOTALS		RPI 1-25	RPI 26-50		W-L RECORDS		RPI 51-100		RPI 101-150		RPI 150+		
12-43-0		0-0-0	0-1-0		OVERALL		0-2-0		0-4-0		12-36-0		
5-16-0		0-0-0	0-0-0		HOME		0-1-0		0-1-0		5-14-0		
7-24-0		0-0-0	0-1-0		AWAY		0-1-0		0-3-0		7-19-0		
0-3-0		0-0-0	0-0-0		NEUTRAL		0-0-0		0-0-0		0-3-0		
3-23-0		0-0-0	0-1-0		NON-CONFERENCE		0-2-0		0-4-0		3-16-0		
2-5-0		0-0-0	0-0-0		HOME		0-1-0		0-1-0		2-3-0		
1-18-0		0-0-0	0-0-		AWAY		0-1-0		0-3-0		1-13-0		
0-0-0		0-0-0	0-0-0		NEUTRAL		0-0-0		0-0-0		0-0-0		
9-20-0		0-0-0	0-0-0		CONFERENCE		0-0-0		0-0-0		9-20-0		
3-11-0		0-0-0	0-0-0		HOME		0-0-0		0-0-0		3-11-0		
6-6-0		0-0-0	0-0-0		AWAY		0-0-0		0-0-0		6-6-0		
0-3-0		0-0-0	0-0-0		NEUTRAL		0-0-0		0-0-0		0-3-0		
RPI S	Opponent	Score	RPI S	Opponent	Score	RPI S	Opponent	Score	RPI S	Opponent	Score		
			32 A	South Ala.	1 11	88 A	Tennessee Tech	3 17	102 A	Samford	3 11		
						88 H	Tennessee Tech	4 10	102 H	Samford	1 31		
									103 A	Morehead St.	2 12		
									103 A	Morehead St.	6 13		
									160 A	Belmont	7 10		
									173 A	Texas St.	2 7		
									173 A	Texas St.	3 8		
									173 A	Texas St.	0 10		
									188 A	UAB	1 7		
									188 A	UAB	2 8		
									205 A	Alabama St.	4 5		
									205 A	Alabama St.	5 2		
									205 A	Alabama St.	2 14		
									205 H	Alabama St.	2 11		
									205 H	Alabama St.	3 5		
									205 N	Alabama St.	2 9		
									216 A	Lipscomb	4 9		
									221 A	UT Martin	2 12		
									221 H	UT Martin	0 6		
									226 A	Jackson St.	3 10		
									226 A	Jackson St.	2 6		
									226 A	Jackson St.	5 7		
									226 H	Jackson St.	2 14		
									226 H	Jackson St.	3 6		
									226 H	Jackson St.	3 9		
									242 A	Eastern Ky.	6 16		
									242 A	Eastern Ky.	0 19		
LAST 10 GAMES			291 N Southern U.			2 6	226 A Jackson St.			5 7	226 H Jackson St.		2 14
			267 N Texas Southern			4 7	226 A Jackson St.			2 6	226 H Jackson St.		3 6
			160 A Belmont			7 10	221 H UT Martin			0 6	226 H Jackson St.		3 9
			216 A Lipscomb			4 9	286 H Alcorn			1 12	242 A Eastern Ky.		6 16
			226 A Jackson St.			3 10	286 H Alcorn			12 1	242 A Eastern Ky.		0 19

Non-Div. I Games: North Ala. 1 12 North Ala. 6 10

Alabama A&M

RPI	S	Opponent	Score	
267	N	Texas Southern	4	7
283	H	Ark.-Pine Bluff	5	9
283	H	Ark.-Pine Bluff	4	5
283	H	Ark.-Pine Bluff	1	4
286	A	Alcorn	7	0
286	A	Alcorn	4	0
286	A	Alcorn	13	10
286	H	Alcorn	12	1
286	H	Alcorn	1	12
286	H	Alcorn	8	6
287	A	Savannah St.	1	17
287	A	Savannah St.	4	6
287	A	Savannah St.	4	3
287	A	Savannah St.	0	10
291	N	Southern U.	2	6
293	A	Mississippi Val.	3	1
293	A	Mississippi Val.	3	5
293	A	Mississippi Val.	1	0
293	H	Mississippi Val.	3	4
293	H	Mississippi Val.	9	6
293	H	Mississippi Val.	4	6
298	H	Fort Wayne	5	3
298	H	Fort Wayne	1	15
298	H	Fort Wayne	8	6
298	H	Fort Wayne	6	10

Alabama A&M

A
l
a
b
a
m
a
A
&
M

A
l
a
b
a
m
a
&
M

Average RPI Win:		278	WON-LOST RECORD		WINNING PCT. RANK		LAST 10 GAMES		STRENGTH OF SCHEDULE		OPP. STRENGTH OF SCHEDULE		TEAM RPI		ADJ RPI		CONF. RPI		ADJ CONF. RPI	
DIV. I ONLY			7-42-0		.14286 297		2-8-0		287		284		298		.35291 298		28		29	
DIV. I NON-CONF.			3-16-0		.15789 283		0-2-0		286		294		291		.369 292		28		28	
TOTALS		RPI 1-25		RPI 26-50		W-L RECORDS		RPI 51-100		RPI 101-150		RPI 150+								
7-42-0		0-1-0		0-0-0		OVERALL		0-6-0		0-4-0		7-31-0								
2-14-0		0-0-0		0-0-0		HOME		0-3-0		0-0-0		2-11-0								
4-24-0		0-1-0		0-0-0		AWAY		0-3-0		0-1-0		4-19-0								
1-4-0		0-0-0		0-0-0		NEUTRAL		0-0-0		0-3-0		1-1-0								
3-16-0		0-1-0		0-0-0		NON-CONFERENCE		0-0-0		0-4-0		3-11-0								
0-1-0		0-0-0		0-0-0		HOME		0-0-0		0-0-0		0-1-0								
2-11-0		0-1-0		0-0-		AWAY		0-0-0		0-1-0		2-9-0								
1-4-0		0-0-0		0-0-0		NEUTRAL		0-0-0		0-3-0		1-1-0								
4-26-0		0-0-0		0-0-0		CONFERENCE		0-6-0		0-0-0		4-20-0								
2-13-0		0-0-0		0-0-0		HOME		0-3-0		0-0-0		2-10-0								
2-13-0		0-0-0		0-0-0		AWAY		0-3-0		0-0-0		2-10-0								
0-0-0		0-0-0		0-0-0		NEUTRAL		0-0-0		0-0-0		0-0-0								
RPI	S	Opponent		Score		RPI	S	Opponent		Score		RPI	S	Opponent		Score				
6	A	Louisville		2	12					75	A	Oral Roberts	0	10	123	A	Purdue	0	18	
										75	A	Oral Roberts	1	15	123	N	Purdue	7	9	
										75	A	Oral Roberts	2	11	148	N	Canisius	4	8	
										75	H	Oral Roberts	1	15	148	N	Canisius	6	13	
										75	H	Oral Roberts	1	3	151	A	Butler	0	2	
										75	H	Oral Roberts	2	14	151	A	Butler	3	13	
															151	H	Butler	3	10	
															163	A	Ball St.	0	3	
															224	A	Little Rock	1	5	
															224	A	Little Rock	5	9	
															224	A	Little Rock	2	17	
															224	A	Little Rock	2	3	
															236	A	South Dakota St.	2	12	
															236	A	South Dakota St.	0	1	
															236	A	South Dakota St.	6	10	
															236	H	South Dakota St.	5	10	
															236	H	South Dakota St.	2	11	
															236	H	South Dakota St.	3	12	
															248	A	North Dakota St.	1	2	
															248	A	North Dakota St.	4	6	
															248	A	North Dakota St.	2	12	
															248	H	North Dakota St.	5	3	
															248	H	North Dakota St.	0	5	
															248	H	North Dakota St.	0	11	
															269	A	Western Ill.	1	4	
															269	A	Western Ill.	5	1	
															269	A	Western Ill.	5	6	
Non-Div. I Games:		Goshen		6	4	Cleary		12	1	Ind.-South Bend		10	11	Fort Wayne						

Fort Wayne

Average RPI Win:	0	WON-LOST	WINNING	LAST 10	STRENGTH OF	OPP. STRENGTH	TEAM	ADJ	CONF.	ADJ CONF.		
Average RPI Loss:	204	RECORD	PCT. RANK	GAMES	SCHEDULE	OF SCHEDULE	RPI	RPI	RPI	RPI		
DIV. I ONLY		0-38-0	0	299	0-10-0	262	283	299	.33221	299	26	26
DIV. I NON-CONF.		0-14-0	0	299	0-1-0	242	296	299	.34103	299	25	25
<hr/>												
TOTALS	RPI 1-25	RPI 26-50		W-L RECORDS		RPI 51-100		RPI 101-150		RPI 150+		
0-38-0	0-0-0	0-1-0		OVERALL		0-4-0		0-3-0		0-30-0		
0-15-0	0-0-0	0-0-0		HOME		0-0-0		0-3-0		0-12-0		
0-22-0	0-0-0	0-0-0		AWAY		0-4-0		0-0-0		0-18-0		
0-1-0	0-0-0	0-1-0		NEUTRAL		0-0-0		0-0-0		0-0-0		
<hr/>												
0-14-0	0-0-0	0-1-0		NON-CONFERENCE		0-4-0		0-0-0		0-9-0		
0-4-0	0-0-0	0-0-0		HOME		0-0-0		0-0-0		0-4-0		
0-9-0	0-0-0	0-0-		AWAY		0-4-0		0-0-0		0-5-0		
0-1-0	0-0-0	0-1-0		NEUTRAL		0-0-0		0-0-0		0-0-0		
<hr/>												
0-24-0	0-0-0	0-0-0		CONFERENCE		0-0-0		0-3-0		0-21-0		
0-11-0	0-0-0	0-0-0		HOME		0-0-0		0-3-0		0-8-0		
0-13-0	0-0-0	0-0-0		AWAY		0-0-0		0-0-0		0-13-0		
0-0-0	0-0-0	0-0-0		NEUTRAL		0-0-0		0-0-0		0-0-0		
<hr/>												
RPI	S	Opponent	Score	RPI	S	Opponent	Score	RPI	S	Opponent	Score	
				46	N	St. John's (NY)	9 12	55	A	Louisiana	0 10	
								55	A	Louisiana	1 6	
								55	A	Louisiana	0 4	
								93	A	Seton Hall	0 11	
										112	H Marist	
											6 27	
										112	H Marist	
											6 17	
										112	H Marist	
											2 6	
										169	A Fairfield	
											4 6	
										169	A Fairfield	
											2 3	
										169	A Fairfield	
											1 7	
										194	A Fordham	
											2 5	
										194	A Fordham	
											5 7	
										217	A Niagara	
											1 8	
										217	A Niagara	
											0 7	
										217	A Niagara	
											2 3	
										225	H Rider	
											4 28	
										225	H Rider	
											0 7	
										225	H Rider	
											1 15	
										227	H Siena	
											4 12	
										227	H Siena	
											2 17	
										227	H Siena	
											7 8	
										237	A Iona	
											3 8	
										237	H Iona	
											1 16	
										237	H Iona	
											5 15	
										247	A Quinnipiac	
											1 5	
										247	A Quinnipiac	
											0 7	
										247	A Quinnipiac	
											1 13	
										256	H LIU Brooklyn	
											10 12	
										266	A Manhattan	
											2 12	
										266	A Manhattan	
											1 5	
										266	A Manhattan	
											1 19	

Non-Div. I Games:

Saint Peter's

RPI	S	Opponent	Score	
272	H	Wagner	2	9
282	A	Lehigh	3	10
282	H	Lehigh	5	15
288	A	Fairleigh Dickinson	6	13
288	H	Fairleigh Dickinson	10	25
289	A	NJIT	1	17

Saint Peter's

S
a
i
n
t
P
e
t
e
r
'
s

S
a
i
n
t
P
e
t
e
r
'
s