

Average RPI Win: 64		WON-LOST	WINNING	LAST 10	STRENGTH OF		OPP. STRENGTH	TEAM	ADJ	CONF.	ADJ CONF.
Average RPI Loss: 25		RECORD	PCT. RANK	GAMES	SCHEDULE		OF SCHEDULE	RPI	RPI	RPI	RPI
DIV. I ONLY		20- 1	.95238	2	9- 1		11	2	1	.73559	1
DIV. I NON-CONF.		9- 0	1	1	0- 0		61	4	6	.70427	7
TOTALS		RPI 1-25	RPI 26-50		W-L RECORDS		RPI 51-100		RPI 101-150		RPI 150+
20- 1		9- 1	2- 0		OVERALL		4- 0		2- 0		3- 0
11- 1		4- 1	2- 0		HOME		2- 0		1- 0		2- 0
6- 0		3- 0	0- 0		AWAY		2- 0		1- 0		0- 0
3- 0		2- 0	0- 0		NEUTRAL		0- 0		0- 0		1- 0
9- 0		3- 0	1- 0		NON-CONFERENCE		1- 0		2- 0		2- 0
5- 0		1- 0	1- 0		HOME		1- 0		1- 0		1- 0
1- 0		0- 0	0- 0		AWAY		0- 0		1- 0		0- 0
3- 0		2- 0	0- 0		NEUTRAL		0- 0		0- 0		1- 0
11- 1		6- 1	1- 0		CONFERENCE		3- 0		0- 0		1- 0
6- 1		3- 1	1- 0		HOME		1- 0		0- 0		1- 0
5- 0		3- 0	0- 0		AWAY		2- 0		0- 0		0- 0
0- 0		0- 0	0- 0		NEUTRAL		0- 0		0- 0		0- 0
RPI S	Opponent	Score	RPI S	Opponent	Score	RPI S	Opponent	Score	RPI S	Opponent	Score
2 H	Wisconsin	3 0	44 H	Iowa St.	3 0	52 A	Illinois	3 0	113 H	Oregon St.	3 0
3 N	Texas	3 0	50 H	Indiana	3 0	52 H	Illinois	3 0	131 A	New Mexico	3 0
4 H	Minnesota	3 2				81 H	Gonzaga	3 0	151 H	Northwestern	3 0
7 N	Florida	3 1				95 A	Maryland	3 0	176 N	Arkansas	3 0
11 A	Michigan	3 0							232 H	Montana St.	3 0
12 A	Michigan St.	3 2									
17 H	Purdue	3 0									
20 H	Creighton	3 1									
25 A	Ohio St.	3 1									
25 H	Ohio St.	1 3									
			LAST 10 GAMES								
			151 H	Northwestern	3 0	25 A	Ohio St.	3 1			
			52 H	Illinois	3 0	17 H	Purdue	3 0			
			4 H	Minnesota	3 2	50 H	Indiana	3 0			
			2 H	Wisconsin	3 0	25 H	Ohio St.	1 3			
			95 A	Maryland	3 0	52 A	Illinois	3 0			

Non-Div. I Games:

Nebraska

Average RPI Win:	57	WON-LOST RECORD	WINNING PCT. RANK	LAST 10 GAMES	STRENGTH OF SCHEDULE	OPP. STRENGTH OF SCHEDULE	TEAM RPI	ADJ RPI	CONF. RPI	ADJ CONF. RPI		
DIV. I ONLY		18- 3	.85714	11	8- 2	6	1	3	.72828	2	1	1
DIV. I NON-CONF.		8- 1	.88889	17	0- 0	2	1	1	.75714	1	1	1
<hr/>												
TOTALS	RPI 1-25	RPI 26-50		W-L RECORDS		RPI 51-100		RPI 101-150		RPI 150+		
18- 3	7- 3	4- 0		OVERALL		4- 0		1- 0		2- 0		
7- 1	3- 1	0- 0		HOME		3- 0		0- 0		1- 0		
8- 2	3- 2	3- 0		AWAY		1- 0		0- 0		1- 0		
3- 0	1- 0	1- 0		NEUTRAL		0- 0		1- 0		0- 0		
8- 1	3- 1	3- 0		NON-CONFERENCE		1- 0		1- 0		0- 0		
2- 0	1- 0	0- 0		HOME		1- 0		0- 0		0- 0		
3- 1	1- 1	2- 0		AWAY		0- 0		0- 0		0- 0		
3- 0	1- 0	1- 0		NEUTRAL		0- 0		1- 0		0- 0		
10- 2	4- 2	1- 0		CONFERENCE		3- 0		0- 0		2- 0		
5- 1	2- 1	0- 0		HOME		2- 0		0- 0		1- 0		
5- 1	2- 1	1- 0		AWAY		1- 0		0- 0		1- 0		
0- 0	0- 0	0- 0		NEUTRAL		0- 0		0- 0		0- 0		
RPI S	Opponent	Score		RPI S	Opponent	Score		RPI S	Opponent	Score		
1 A	Nebraska	0	3	29 A	Texas A&M	3	0	51 A	Iowa	3	0	
3 A	Texas	3	2	37 N	Arizona	3	0	52 H	Illinois	3	1	
4 H	Minnesota	0	3	40 A	Hawaii	3	1	65 H	A&M-Corpus Christi	3	0	
5 H	San Diego	3	0	50 A	Indiana	3	0	95 H	Maryland	3	0	
11 A	Michigan	3	2									
13 A	North Carolina	2	3									
14 N	Kansas St.	3	0									
17 A	Purdue	3	2									
24 H	Penn St.	3	1									
25 H	Ohio St.	3	0									
				LAST 10 GAMES								
				185 H	Rutgers	3	0	4 H	Minnesota	0	3	
				24 H	Penn St.	3	1	52 H	Illinois	3	1	
				51 A	Iowa	3	0	185 A	Rutgers	3	0	
				1 A	Nebraska	0	3	50 A	Indiana	3	0	
				11 A	Michigan	3	2	17 A	Purdue	3	2	

Non-Div. I Games:

Wisconsin

Average RPI Win: 65		WON-LOST RECORD		WINNING PCT. RANK		LAST 10 GAMES		STRENGTH OF SCHEDULE		OPP. STRENGTH OF SCHEDULE		TEAM RPI		ADJ RPI		CONF. RPI		ADJ CONF. RPI	
DIV. I ONLY		17- 3		.85 13		9- 1		1		9		2		.72648 3		3		3	
DIV. I NON-CONF.		8- 2		.8 38		0- 0		3		10		4		.71858 4		3		3	
TOTALS		RPI 1-25		RPI 26-50		W-L RECORDS		RPI 51-100		RPI 101-150		RPI 150+							
17- 3		2- 3		6- 0		OVERALL		6- 0		2- 0		1- 0							
9- 1		1- 1		3- 0		HOME		4- 0		0- 0		1- 0							
7- 1		1- 1		2- 0		AWAY		2- 0		2- 0		0- 0							
1- 1		0- 1		1- 0		NEUTRAL		0- 0		0- 0		0- 0							
8- 2		0- 2		3- 0		NON-CONFERENCE		4- 0		0- 0		1- 0							
5- 1		0- 1		1- 0		HOME		3- 0		0- 0		1- 0							
2- 0		0- 0		1- 0		AWAY		1- 0		0- 0		0- 0							
1- 1		0- 1		1- 0		NEUTRAL		0- 0		0- 0		0- 0							
9- 1		2- 1		3- 0		CONFERENCE		2- 0		2- 0		0- 0							
4- 0		1- 0		2- 0		HOME		1- 0		0- 0		0- 0							
5- 1		1- 1		1- 0		AWAY		1- 0		2- 0		0- 0							
0- 0		0- 0		0- 0		NEUTRAL		0- 0		0- 0		0- 0							
RPI	S	Opponent		Score		RPI	S	Opponent		Score		RPI	S	Opponent		Score			
1	N	Nebraska		0	3	26	A	Oregon		3	1	57	A	Colorado St.		3	0	123	A West Virginia 3 1
2	H	Wisconsin		2	3	29	H	Texas A&M		3	0	64	H	UTSA		3	0	130	A Texas Tech 3 2
14	A	Kansas St.		3	2	34	A	Baylor		3	1	75	H	Lipscomb		3	1	154	H Army West Point 3 0
16	A	Kansas		2	3	35	N	Wichita St.		3	1	86	A	Oklahoma		3	1		
16	H	Kansas		3	1	39	H	TCU		3	0	86	H	Oklahoma		3	0		
						44	H	Iowa St.		3	2	90	H	Miami (FL)		3	0		
						LAST 10 GAMES													
						16	A	Kansas		2	3	44	H	Iowa St.		3	2		
						86	H	Oklahoma		3	0	14	A	Kansas St.		3	2		
						130	A	Texas Tech		3	2	86	A	Oklahoma		3	1		
						39	H	TCU		3	0	16	H	Kansas		3	1		
						34	A	Baylor		3	1	123	A	West Virginia		3	1		

Non-Div. I Games:

Texas

Average RPI Win: 68		WON-LOST	WINNING	LAST 10	STRENGTH OF		OPP. STRENGTH	TEAM	ADJ	CONF.	ADJ CONF.
Average RPI Loss: 12		RECORD	PCT. RANK	GAMES	SCHEDULE		OF SCHEDULE	RPI	RPI	RPI	RPI
DIV. I ONLY		17- 4	.80952	24	7- 3		4	4	4	.71471	4
DIV. I NON-CONF.		8- 1	.88889	17	0- 0		4	16	2	.73746	2
TOTALS		RPI 1-25	RPI 26-50		W-L RECORDS		RPI 51-100		RPI 101-150		RPI 150+
17- 4		7- 4	2- 0		OVERALL		3- 0		3- 0		2- 0
8- 0		2- 0	0- 0		HOME		2- 0		2- 0		2- 0
5- 4		3- 4	1- 0		AWAY		1- 0		0- 0		0- 0
4- 0		2- 0	1- 0		NEUTRAL		0- 0		1- 0		0- 0
8- 1		3- 1	1- 0		NON-CONFERENCE		1- 0		3- 0		0- 0
3- 0		0- 0	0- 0		HOME		1- 0		2- 0		0- 0
1- 1		1- 1	0- 0		AWAY		0- 0		0- 0		0- 0
4- 0		2- 0	1- 0		NEUTRAL		0- 0		1- 0		0- 0
9- 3		4- 3	1- 0		CONFERENCE		2- 0		0- 0		2- 0
5- 0		2- 0	0- 0		HOME		1- 0		0- 0		2- 0
4- 3		2- 3	1- 0		AWAY		1- 0		0- 0		0- 0
0- 0		0- 0	0- 0		NEUTRAL		0- 0		0- 0		0- 0
RPI S	Opponent	Score	RPI S	Opponent	Score	RPI S	Opponent	Score	RPI S	Opponent	Score
1 A	Nebraska	2 3	29 N	Texas A&M	3 0	51 A	Iowa	3 2	102 H	Toledo	3 0
2 A	Wisconsin	3 0	50 A	Indiana	3 0	89 H	Green Bay	3 0	142 N	Louisville	3 0
5 N	San Diego	3 1				95 H	Maryland	3 0	149 H	North Dakota	3 1
9 A	Stanford	1 3							151 H	Northwestern	3 0
12 A	Michigan St.	2 3							185 H	Rutgers	3 0
13 A	North Carolina	3 1									
17 A	Purdue	3 0									
23 N	Florida St.	3 1									
24 A	Penn St.	2 3									
24 H	Penn St.	3 0									
25 H	Ohio St.	3 1									
LAST 10 GAMES											
	24 H Penn St.	3 0		2 A Wisconsin	3 0						
	185 H Rutgers	3 0		151 H Northwestern	3 0						
	1 A Nebraska	2 3		24 A Penn St.	2 3						
	51 A Iowa	3 2		17 A Purdue	3 0						
	12 A Michigan St.	2 3		50 A Indiana	3 0						

Non-Div. I Games:

Minnesota

Average RPI Win:		95	WON-LOST RECORD		WINNING PCT. RANK		LAST 10 GAMES		STRENGTH OF SCHEDULE		OPP. STRENGTH OF SCHEDULE		TEAM RPI	ADJ RPI	CONF. RPI	ADJ CONF. RPI			
DIV. I ONLY			19- 3		.86364 8		9- 1		18		23		5	.68401	5	5			
DIV. I NON-CONF.			9- 2		.81818 33		0- 0		19		8		13	.68475	10	4			
TOTALS		RPI 1-25		RPI 26-50		W-L RECORDS		RPI 51-100		RPI 101-150		RPI 150+							
19- 3		3- 3		0- 0		OVERALL		10- 0		2- 0		4- 0							
13- 0		2- 0		0- 0		HOME		6- 0		1- 0		4- 0							
5- 2		1- 2		0- 0		AWAY		3- 0		1- 0		0- 0							
1- 1		0- 1		0- 0		NEUTRAL		1- 0		0- 0		0- 0							
9- 2		2- 2		0- 0		NON-CONFERENCE		5- 0		0- 0		2- 0							
6- 0		1- 0		0- 0		HOME		3- 0		0- 0		2- 0							
2- 1		1- 1		0- 0		AWAY		1- 0		0- 0		0- 0							
1- 1		0- 1		0- 0		NEUTRAL		1- 0		0- 0		0- 0							
10- 1		1- 1		0- 0		CONFERENCE		5- 0		2- 0		2- 0							
7- 0		1- 0		0- 0		HOME		3- 0		1- 0		2- 0							
3- 1		0- 1		0- 0		AWAY		2- 0		1- 0		0- 0							
0- 0		0- 0		0- 0		NEUTRAL		0- 0		0- 0		0- 0							
RPI	S	Opponent		Score		RPI	S	Opponent		Score		RPI	S	Opponent		Score			
2	A	Wisconsin		0	3			53	H	Colorado		3	0	109	H	Santa Clara		3	0
4	N	Minnesota		1	3			55	H	Long Beach St.		3	1	116	A	Portland		3	0
6	A	BYU		0	3			60	H	Pacific		3	2	163	H	UC Irvine		3	1
6	H	BYU		3	0			61	A	Loyola Marymount		3	2	165	H	St. Mary's (CA)		3	0
8	H	UCLA		3	1			61	H	Loyola Marymount		3	1	261	H	San Francisco		3	0
9	A	Stanford		3	2			65	N	A&M-Corpus Christi		3	0	278	H	Cal St. Fullerton		3	0
								73	H	UC Santa Barbara		3	0						
								80	A	San Diego St.		3	0						
								81	A	Gonzaga		3	0						
								98	H	Pepperdine		3	1						
LAST 10 GAMES																			
		6	A	BYU	0	3			165	H	St. Mary's (CA)		3	0					
		98	H	Pepperdine	3	1			60	H	Pacific		3	2					
		61	H	Loyola Marymount	3	1			6	H	BYU		3	0					
		116	A	Portland	3	0			61	A	Loyola Marymount		3	2					
		81	A	Gonzaga	3	0			109	H	Santa Clara		3	0					

BYU

Average RPI Win:		95	WON-LOST RECORD		WINNING PCT. RANK		LAST 10 GAMES		STRENGTH OF SCHEDULE		OPP. STRENGTH OF SCHEDULE		TEAM RPI		ADJ RPI		CONF. RPI		ADJ CONF. RPI				
Average RPI Loss:		47																					
DIV. I ONLY			20- 3		.86957 7		8- 2		28		32		7		.67984 6		5		5				
DIV. I NON-CONF.			11- 1		.91667 8		0- 0		26		17		8		.70477 6		4		4				
<hr/>																							
TOTALS		RPI 1-25			RPI 26-50			W-L RECORDS			RPI 51-100			RPI 101-150			RPI 150+						
20- 3		4- 2			1- 0			OVERALL			8- 0			3- 1			4- 0						
12- 1		2- 1			0- 0			HOME			5- 0			2- 0			3- 0						
4- 2		1- 1			0- 0			AWAY			2- 0			1- 1			0- 0						
4- 0		1- 0			1- 0			NEUTRAL			1- 0			0- 0			1- 0						
<hr/>																							
11- 1		3- 1			1- 0			NON-CONFERENCE			3- 0			2- 0			2- 0						
5- 1		1- 1			0- 0			HOME			2- 0			1- 0			1- 0						
2- 0		1- 0			0- 0			AWAY			0- 0			1- 0			0- 0						
4- 0		1- 0			1- 0			NEUTRAL			1- 0			0- 0			1- 0						
<hr/>																							
9- 2		1- 1			0- 0			CONFERENCE			5- 0			1- 1			2- 0						
7- 0		1- 0			0- 0			HOME			3- 0			1- 0			2- 0						
2- 2		0- 1			0- 0			AWAY			2- 0			0- 1			0- 0						
0- 0		0- 0			0- 0			NEUTRAL			0- 0			0- 0			0- 0						
<hr/>																							
RPI	S	Opponent		Score		RPI	S	Opponent		Score		RPI	S	Opponent		Score		RPI	S	Opponent		Score	
5	A	San Diego		0	3	32	N	Boise St.		3	0	60	H	Pacific		3	0	109	H	Santa Clara		3	0
5	H	San Diego		3	0							61	H	Loyola Marymount		3	2	116	A	Portland		2	3
18	N	Missouri		3	0							63	H	Cal Poly		3	0	132	A	Idaho St.		3	0
21	H	Utah		2	3							71	N	Wyoming		3	0	136	H	CSUN		3	0
22	H	UNLV		3	0							81	A	Gonzaga		3	0	155	H	Utah Valley		3	0
25	A	Ohio St.		3	2							85	H	Rice		3	2	165	H	St. Mary's (CA)		3	0
												98	A	Pepperdine		3	1	231	N	LIU Brooklyn		3	0
												98	H	Pepperdine		3	0	261	H	San Francisco		3	0
<hr/>																							
LAST 10 GAMES																							
5 H San Diego				3 0		60 H Pacific				3 0		165 H St. Mary's (CA)				3 0							
61 H Loyola Marymount				3 2		5 A San Diego				0 3		98 A Pepperdine				3 1							
98 H Pepperdine				3 0		261 H San Francisco				3 0													
81 A Gonzaga				3 0																			
116 A Portland				2 3																			

Non-Div. I Games:

BYU

Average RPI Win:	125	WON-LOST RECORD	WINNING PCT. RANK	LAST 10 GAMES	STRENGTH OF SCHEDULE	OPP. STRENGTH OF SCHEDULE	TEAM RPI	ADJ RPI	CONF. RPI	ADJ CONF. RPI	
Average RPI Loss:	8										
DIV. I ONLY		20- 2	.90909 4	9- 1	27	79	6	.678 7	4	4	
DIV. I NON-CONF.		10- 1	.90909 14	0- 0	33	129	15	.67857 15	5	5	
<hr/>											
TOTALS	RPI 1-25	RPI 26-50		W-L RECORDS	RPI 51-100		RPI 101-150		RPI 150+		
20- 2	2- 2	2- 0		OVERALL	6- 0		4- 0		6- 0		
8- 1	0- 1	0- 0		HOME	3- 0		2- 0		3- 0		
9- 0	2- 0	2- 0		AWAY	3- 0		1- 0		1- 0		
3- 1	0- 1	0- 0		NEUTRAL	0- 0		1- 0		2- 0		
<hr/>											
10- 1	2- 1	1- 0		NON-CONFERENCE	1- 0		1- 0		5- 0		
3- 0	0- 0	0- 0		HOME	1- 0		0- 0		2- 0		
4- 0	2- 0	1- 0		AWAY	0- 0		0- 0		1- 0		
3- 1	0- 1	0- 0		NEUTRAL	0- 0		1- 0		2- 0		
<hr/>											
10- 1	0- 1	1- 0		CONFERENCE	5- 0		3- 0		1- 0		
5- 1	0- 1	0- 0		HOME	2- 0		2- 0		1- 0		
5- 0	0- 0	1- 0		AWAY	3- 0		1- 0		0- 0		
0- 0	0- 0	0- 0		NEUTRAL	0- 0		0- 0		0- 0		
<hr/>											
RPI S	Opponent	Score	RPI S	Opponent	Score	RPI S	Opponent	Score	RPI S	Opponent	Score
1 N	Nebraska	1 3	26 A	Oregon	3 1	59 A	Alabama	3 0	128 A	LSU	3 0
12 A	Michigan St.	3 0	29 A	Texas A&M	3 1	77 H	Tennessee	3 1	128 H	LSU	3 0
15 H	Kentucky	0 3				88 A	South Carolina	3 0	134 N	Denver	3 0
23 A	Florida St.	3 1				94 H	Marshall	3 1	138 H	Mississippi St.	3 0
						96 A	Ole Miss	3 1	167 H	Georgia	3 0
						96 H	Ole Miss	3 0	217 H	Florida A&M	3 0
									219 N	Central Mich.	3 0
									229 H	Jacksonville	3 0
									231 A	LIU Brooklyn	3 0
									311 N	Morgan St.	3 0
<hr/>											
			LAST 10 GAMES								
			128 H	LSU	3 0	128 A	LSU	3 0			
			96 H	Ole Miss	3 0	88 A	South Carolina	3 0			
			167 H	Georgia	3 0	77 H	Tennessee	3 1			
			138 H	Mississippi St.	3 0	15 H	Kentucky	0 3			
			29 A	Texas A&M	3 1	59 A	Alabama	3 0			

Non-Div. I Games:

Florida

U
C
L
A

UCLA

Average RPI Win:	61	WON-LOST RECORD	WINNING PCT. RANK	LAST 10 GAMES	STRENGTH OF SCHEDULE	OPP. STRENGTH OF SCHEDULE	TEAM RPI	ADJ RPI	CONF. RPI	ADJ CONF. RPI	
DIV. I ONLY		14- 6	.7 66	6- 4	5	3	9	.67398	9	2	2
DIV. I NON-CONF.		6- 2	.75 50	0- 0	9	2	11	.68455	12	2	2
<hr/>											
TOTALS	RPI 1-25	RPI 26-50		W-L RECORDS	RPI 51-100		RPI 101-150		RPI 150+		
14- 6	4- 4	2- 2		OVERALL	4- 0		3- 0		1- 0		
6- 4	2- 3	1- 1		HOME	2- 0		1- 0		0- 0		
6- 2	1- 1	1- 1		AWAY	1- 0		2- 0		1- 0		
2- 0	1- 0	0- 0		NEUTRAL	1- 0		0- 0		0- 0		
<hr/>											
6- 2	2- 2	0- 0		NON-CONFERENCE	3- 0		0- 0		1- 0		
2- 2	1- 2	0- 0		HOME	1- 0		0- 0		0- 0		
2- 0	0- 0	0- 0		AWAY	1- 0		0- 0		1- 0		
2- 0	1- 0	0- 0		NEUTRAL	1- 0		0- 0		0- 0		
<hr/>											
8- 4	2- 2	2- 2		CONFERENCE	1- 0		3- 0		0- 0		
4- 2	1- 1	1- 1		HOME	1- 0		1- 0		0- 0		
4- 2	1- 1	1- 1		AWAY	0- 0		2- 0		0- 0		
0- 0	0- 0	0- 0		NEUTRAL	0- 0		0- 0		0- 0		
<hr/>											
RPI S	Opponent	Score		RPI S	Opponent	Score		RPI S	Opponent	Score	
4 H	Minnesota	3	1	27 A	Southern California	3	0	52 N	Illinois	3	2
5 H	San Diego	2	3	28 A	Washington St.	2	3	53 H	Colorado	3	1
8 A	UCLA	1	3	28 H	Washington St.	3	0	60 A	Pacific	3	0
10 A	Washington	3	2	37 H	Arizona	1	3	63 H	Cal Poly	3	2
10 H	Washington	3	0								
17 H	Purdue	2	3								
21 H	Utah	1	3								
24 N	Penn St.	3	0								
<hr/>											
LAST 10 GAMES											
28 H Washington St.				3	0	37 H Arizona		1	3		
10 H Washington				3	0	21 H Utah		1	3		
27 A Southern California				3	0	53 H Colorado		3	1		
8 A UCLA				1	3	28 A Washington St.		2	3		
120 H Arizona St.				3	0	10 A Washington		3	2		

Non-Div. I Games:

Stanford

Average RPI Win:	88	WON-LOST	WINNING	LAST 10	STRENGTH OF	OPP. STRENGTH	TEAM	ADJ	CONF.	ADJ CONF.		
Average RPI Loss:	15	RECORD	PCT. RANK	GAMES	SCHEDULE	OF SCHEDULE	RPI	RPI	RPI	RPI		
DIV. I ONLY		19- 3	.86364	8	8- 2	37	13	8	.6715	10	2	2
DIV. I NON-CONF.		10- 0	1	1	0- 0	39	61	7	.69502	8	2	2
<hr/>												
TOTALS	RPI 1-25	RPI 26-50		W-L RECORDS		RPI 51-100		RPI 101-150		RPI 150+		
19- 3	1- 2	4- 1		OVERALL		6- 0		5- 0		3- 0		
5- 2	1- 1	0- 1		HOME		2- 0		1- 0		1- 0		
10- 1	0- 1	4- 0		AWAY		1- 0		4- 0		1- 0		
4- 0	0- 0	0- 0		NEUTRAL		3- 0		0- 0		1- 0		
10- 0	0- 0	1- 0		NON-CONFERENCE		5- 0		1- 0		3- 0		
2- 0	0- 0	0- 0		HOME		1- 0		0- 0		1- 0		
4- 0	0- 0	1- 0		AWAY		1- 0		1- 0		1- 0		
4- 0	0- 0	0- 0		NEUTRAL		3- 0		0- 0		1- 0		
9- 3	1- 2	3- 1		CONFERENCE		1- 0		4- 0		0- 0		
3- 2	1- 1	0- 1		HOME		1- 0		1- 0		0- 0		
6- 1	0- 1	3- 0		AWAY		0- 0		3- 0		0- 0		
0- 0	0- 0	0- 0		NEUTRAL		0- 0		0- 0		0- 0		
RPI S	Opponent	Score	RPI S	Opponent	Score	RPI S	Opponent	Score	RPI S	Opponent	Score	
9 A	Stanford	0 3	26 A	Oregon	3 0	53 H	Colorado	3 0	106 A	American	3 2	
9 H	Stanford	2 3	27 A	Southern California	3 0	56 H	Villanova	3 0	113 A	Oregon St.	3 1	
21 H	Utah	3 0	28 H	Washington St.	1 3	67 N	Northern Ill.	3 0	119 A	California	3 0	
			37 A	Arizona	3 1	70 A	James Madison	3 0	119 H	California	3 1	
			40 A	Hawaii	3 2	86 N	Oklahoma	3 1	120 A	Arizona St.	3 0	
						95 N	Maryland	3 0	155 N	Utah Valley	3 0	
									160 A	Seattle	3 0	
									199 H	Idaho	3 1	
			LAST 10 GAMES									
			119 A	California	3 0	21 H	Utah	3 0				
			9 A	Stanford	0 3	113 A	Oregon St.	3 1				
			37 A	Arizona	3 1	26 A	Oregon	3 0				
			120 A	Arizona St.	3 0	119 H	California	3 1				
			53 H	Colorado	3 0	9 H	Stanford	2 3				

Non-Div. I Games:

Washington

Non-Div. I Games:

Michigan

Average RPI Win: 106		WON-LOST	WINNING	LAST 10	STRENGTH OF		OPP. STRENGTH	TEAM	ADJ	CONF.	ADJ CONF.
Average RPI Loss: 22		RECORD	PCT. RANK	GAMES	SCHEDULE		OF SCHEDULE	RPI	RPI	RPI	RPI
DIV. I ONLY		19- 5	.79167	29	23		18	12	.66635	12	1
DIV. I NON-CONF.		11- 1	.91667	8	30		78	10	.68457	11	1
TOTALS		RPI 1-25	RPI 26-50		W-L RECORDS		RPI 51-100		RPI 101-150		RPI 150+
19- 5		4- 4	3- 0		OVERALL		5- 1		1- 0		6- 0
10- 2		2- 2	1- 0		HOME		3- 0		0- 0		4- 0
5- 3		2- 2	1- 0		AWAY		1- 1		0- 0		1- 0
4- 0		0- 0	1- 0		NEUTRAL		1- 0		1- 0		1- 0
11- 1		1- 1	2- 0		NON-CONFERENCE		3- 0		1- 0		4- 0
5- 1		0- 1	1- 0		HOME		1- 0		0- 0		3- 0
2- 0		1- 0	0- 0		AWAY		1- 0		0- 0		0- 0
4- 0		0- 0	1- 0		NEUTRAL		1- 0		1- 0		1- 0
8- 4		3- 3	1- 0		CONFERENCE		2- 1		0- 0		2- 0
5- 1		2- 1	0- 0		HOME		2- 0		0- 0		1- 0
3- 3		1- 2	1- 0		AWAY		0- 1		0- 0		1- 0
0- 0		0- 0	0- 0		NEUTRAL		0- 0		0- 0		0- 0
RPI S	Opponent	Score	RPI S	Opponent	Score	RPI S	Opponent	Score	RPI S	Opponent	Score
1 H	Nebraska	2 3	42 N	Cincinnati	3 0	51 H	Iowa	3 0	134 N	Denver	3 0
4 H	Minnesota	3 2	43 H	Notre Dame	3 0	52 A	Illinois	0 3	185 A	Rutgers	3 0
7 H	Florida	0 3	50 A	Indiana	3 0	62 N	Southern Ill.	3 0	185 H	Rutgers	3 0
17 A	Purdue	3 1				80 A	San Diego St.	3 1	206 N	Marist	3 0
19 A	Western Ky.	3 2				82 H	DePaul	3 0	210 H	UMES	3 0
24 A	Penn St.	0 3				95 H	Maryland	3 1	219 H	Central Mich.	3 0
25 A	Ohio St.	0 3							311 H	Morgan St.	3 0
25 H	Ohio St.	3 0									
LAST 10 GAMES											
17 A	Purdue	3 1	52 A	Illinois	0 3						
50 A	Indiana	3 0	95 H	Maryland	3 1						
25 A	Ohio St.	0 3	25 H	Ohio St.	3 0						
185 H	Rutgers	3 0	185 A	Rutgers	3 0						
4 H	Minnesota	3 2	24 A	Penn St.	0 3						

Non-Div. I Games:

Michigan St.

Average RPI Win:		115	WON-LOST RECORD		WINNING PCT. RANK		LAST 10 GAMES		STRENGTH OF SCHEDULE		OPP. STRENGTH OF SCHEDULE		TEAM RPI	ADJ RPI		CONF. RPI	ADJ CONF. RPI
DIV. I ONLY			19- 3	.86364	8	9- 1		60	30	14	.66156	13	10	9			
DIV. I NON-CONF.			7- 2	.77778	41	0- 0		24	3	19	.67442	16	6	6			
TOTALS		RPI 1-25		RPI 26-50		W-L RECORDS		RPI 51-100		RPI 101-150		RPI 150+					
19- 3		3- 1		4- 2		OVERALL		3- 0		2- 0		7- 0					
6- 1		2- 1		1- 0		HOME		1- 0		0- 0		2- 0					
9- 2		1- 0		2- 2		AWAY		2- 0		1- 0		3- 0					
4- 0		0- 0		1- 0		NEUTRAL		0- 0		1- 0		2- 0					
7- 2		2- 1		2- 1		NON-CONFERENCE		0- 0		1- 0		2- 0					
2- 1		1- 1		1- 0		HOME		0- 0		0- 0		0- 0					
1- 1		1- 0		0- 1		AWAY		0- 0		0- 0		0- 0					
4- 0		0- 0		1- 0		NEUTRAL		0- 0		1- 0		2- 0					
12- 1		1- 0		2- 1		CONFERENCE		3- 0		1- 0		5- 0					
4- 0		1- 0		0- 0		HOME		1- 0		0- 0		2- 0					
8- 1		0- 0		2- 1		AWAY		2- 0		1- 0		3- 0					
0- 0		0- 0		0- 0		NEUTRAL		0- 0		0- 0		0- 0					
RPI	S	Opponent		Score		RPI	S	Opponent		Score		RPI	S	Opponent		Score	
2	H	Wisconsin		3	2	30	A	Pittsburgh		2	3	84	A	Duke		3	1
4	H	Minnesota		1	3	39	A	TCU		2	3	90	H	Miami (FL)		3	0
23	H	Florida St.		3	0	39	H	TCU		3	0	91	A	North Carolina St.		3	2
24	A	Penn St.		3	2	43	A	Notre Dame		3	2						
						45	N	SMU		3	0						
						48	A	Georgia Tech		3	0						
						LAST 10 GAMES											
						30	A	Pittsburgh		2	3	43	A	Notre Dame		3	2
						173	A	Virginia Tech		3	1	90	H	Miami (FL)		3	0
						197	H	Syracuse		3	0	23	H	Florida St.		3	0
						228	H	Boston College		3	0	222	A	Clemson		3	1
						142	A	Louisville		3	0	48	A	Georgia Tech		3	0

Non-Div. I Games:

North Carolina

Average RPI Win:	97	WON-LOST RECORD		WINNING PCT. RANK		LAST 10 GAMES		STRENGTH OF SCHEDULE		OPP. STRENGTH OF SCHEDULE		TEAM RPI		ADJ RPI		CONF. RPI		ADJ CONF. RPI							
DIV. I ONLY		17- 6		.73913	45	6- 4		13		11		13		.65853	14	3		3							
DIV. I NON-CONF.		11- 2		.84615	23	0- 0		36		19		17		.67323	17	3		3							
<hr/>																									
TOTALS		RPI 1-25		RPI 26-50		W-L RECORDS		RPI 51-100		RPI 101-150		RPI 150+													
17- 6		1- 4		6- 2		OVERALL		2- 0		5- 0		3- 0													
10- 2		1- 2		4- 0		HOME		1- 0		3- 0		1- 0													
4- 3		0- 1		1- 2		AWAY		1- 0		1- 0		1- 0													
3- 1		0- 1		1- 0		NEUTRAL		0- 0		1- 0		1- 0													
11- 2		1- 2		3- 0		NON-CONFERENCE		1- 0		3- 0		3- 0													
6- 1		1- 1		1- 0		HOME		1- 0		2- 0		1- 0													
2- 0		0- 0		1- 0		AWAY		0- 0		0- 0		1- 0													
3- 1		0- 1		1- 0		NEUTRAL		0- 0		1- 0		1- 0													
6- 4		0- 2		3- 2		CONFERENCE		1- 0		2- 0		0- 0													
4- 1		0- 1		3- 0		HOME		0- 0		1- 0		0- 0													
2- 3		0- 1		0- 2		AWAY		1- 0		1- 0		0- 0													
0- 0		0- 0		0- 0		NEUTRAL		0- 0		0- 0		0- 0													
RPI	S	Opponent		Score		RPI	S	Opponent		Score		RPI	S	Opponent		Score		RPI	S	Opponent		Score			
2	N	Wisconsin		0	3	34	A	Baylor		0	3	86	A	Oklahoma		3	1	115	N	Southern Miss.		3	1		
3	H	Texas		2	3	34	H	Baylor		3	1	90	H	Miami (FL)		3	0	123	H	West Virginia		3	2		
11	H	Michigan		1	3	37	N	Arizona		3	1							130	A	Texas Tech		3	0		
16	A	Kansas		0	3	39	H	TCU		3	1							138	H	Mississippi St.		3	1		
20	H	Creighton		3	1	40	A	Hawaii		3	1							144	H	Loyola Chicago		3	0		
						44	A	Iowa St.		1	3							176	A	Arkansas		3	0		
						44	H	Iowa St.		3	1							180	N	UMKC		3	1		
						48	H	Georgia Tech		3	2							201	H	Tennessee St.		3	0		
<hr/>																									
LAST 10 GAMES																									
34 H Baylor						3	1	39 H TCU						3	1										
44 A Iowa St.						1	3	130 A Texas Tech						3	0										
123 H West Virginia						3	2	3 H Texas						2	3										
86 A Oklahoma						3	1	34 A Baylor						0	3										
16 A Kansas						0	3	44 H Iowa St.						3	1										

Non-Div. I Games:

Kansas St.

K
e
n
t
u
c
k
y

Kentucky

Average RPI Win:	120	WON-LOST RECORD	WINNING PCT. RANK	LAST 10 GAMES	STRENGTH OF SCHEDULE	OPP. STRENGTH OF SCHEDULE	TEAM RPI	ADJ RPI	CONF. RPI	ADJ CONF. RPI	
DIV. I ONLY		20- 2	.90909 4	9- 1	101	20	19	.65681 16	3	3	
DIV. I NON-CONF.		11- 1	.91667 8	0- 0	210	65	52	.60097 52	3	3	
<hr/>											
TOTALS	RPI 1-25	RPI 26-50		W-L RECORDS	RPI 51-100		RPI 101-150		RPI 150+		
20- 2	3- 2	4- 0		OVERALL	3- 0		4- 0		6- 0		
10- 0	2- 0	2- 0		HOME	2- 0		2- 0		2- 0		
5- 2	1- 2	2- 0		AWAY	0- 0		2- 0		0- 0		
5- 0	0- 0	0- 0		NEUTRAL	1- 0		0- 0		4- 0		
<hr/>											
11- 1	1- 1	1- 0		NON-CONFERENCE	2- 0		1- 0		6- 0		
4- 0	0- 0	1- 0		HOME	1- 0		0- 0		2- 0		
2- 1	1- 1	0- 0		AWAY	0- 0		1- 0		0- 0		
5- 0	0- 0	0- 0		NEUTRAL	1- 0		0- 0		4- 0		
<hr/>											
9- 1	2- 1	3- 0		CONFERENCE	1- 0		3- 0		0- 0		
6- 0	2- 0	1- 0		HOME	1- 0		2- 0		0- 0		
3- 1	0- 1	2- 0		AWAY	0- 0		1- 0		0- 0		
0- 0	0- 0	0- 0		NEUTRAL	0- 0		0- 0		0- 0		
<hr/>											
RPI S	Opponent	Score	RPI S	Opponent	Score	RPI S	Opponent	Score	RPI S	Opponent	Score
3 A	Texas	1 3	34 H	Baylor	3 1	82 N	Xavier	3 2	123 H	West Virginia	3 0
3 H	Texas	3 2	39 A	TCU	3 0	86 H	Oklahoma	3 0	130 A	Texas Tech	3 0
14 H	Kansas St.	3 0	44 A	Iowa St.	3 1	95 H	Maryland	3 0	130 H	Texas Tech	3 0
17 A	Purdue	1 3	47 H	UNI	3 0				138 A	Mississippi St.	3 0
20 A	Creighton	3 2							161 N	Chattanooga	3 1
									176 H	Arkansas	3 2
									189 N	Eastern Wash.	3 0
									266 N	Lamar University	3 0
									306 N	Southeastern La.	3 0
									310 H	Chicago St.	3 0
<hr/>											
LAST 10 GAMES											
3 H Texas					3 2	130 H Texas Tech					3 0
130 A Texas Tech					3 0	44 A Iowa St.					3 1
123 H West Virginia					3 0	34 H Baylor					3 1
39 A TCU					3 0	3 A Texas					1 3
14 H Kansas St.					3 0	86 H Oklahoma					3 0

Non-Div. I Games:

Kansas

Average RPI Win:	80	WON-LOST RECORD	WINNING PCT. RANK	LAST 10 GAMES	STRENGTH OF SCHEDULE	OPP. STRENGTH OF SCHEDULE	TEAM RPI	ADJ RPI	CONF. RPI	ADJ CONF. RPI	
DIV. I ONLY		14- 9	.6087	113	3	14	21	.65536	17	1	1
DIV. I NON-CONF.		10- 1	.90909	14	5	46	3	.73122	3	1	1
<hr/>											
TOTALS	RPI 1-25	RPI 26-50		W-L RECORDS		RPI 51-100		RPI 101-150		RPI 150+	
14- 9	3- 6	4- 0		OVERALL		4- 2		0- 0		3- 1	
8- 6	2- 5	2- 0		HOME		2- 1		0- 0		2- 0	
3- 3	1- 1	1- 0		AWAY		1- 1		0- 0		0- 1	
3- 0	0- 0	1- 0		NEUTRAL		1- 0		0- 0		1- 0	
10- 1	2- 1	3- 0		NON-CONFERENCE		3- 0		0- 0		2- 0	
5- 1	1- 1	1- 0		HOME		2- 0		0- 0		1- 0	
2- 0	1- 0	1- 0		AWAY		0- 0		0- 0		0- 0	
3- 0	0- 0	1- 0		NEUTRAL		1- 0		0- 0		1- 0	
4- 8	1- 5	1- 0		CONFERENCE		1- 2		0- 0		1- 1	
3- 5	1- 4	1- 0		HOME		0- 1		0- 0		1- 0	
1- 3	0- 1	0- 0		AWAY		1- 1		0- 0		0- 1	
0- 0	0- 0	0- 0		NEUTRAL		0- 0		0- 0		0- 0	
<hr/>											
RPI S	Opponent	Score		RPI S	Opponent	Score		RPI S	Opponent	Score	
1 A	Nebraska	0	3	28 H	Washington St.	3	1	51 A	Iowa	2	3
2 H	Wisconsin	2	3	41 N	Coastal Caro.	3	0	52 A	Illinois	3	2
4 H	Minnesota	0	3	43 A	Notre Dame	3	1	52 H	Illinois	2	3
9 A	Stanford	3	2	50 H	Indiana	3	0	63 N	Cal Poly	3	1
11 H	Michigan	3	1					71 H	Wyoming	3	0
12 H	Michigan St.	1	3					82 H	Xavier	3	0
15 H	Kentucky	2	3								
16 H	Kansas	3	1								
24 H	Penn St.	0	3								
<hr/>											
LAST 10 GAMES											
12 H Michigan St.						1	3	24 H Penn St.		0	3
11 H Michigan						3	1	1 A Nebraska		0	3
52 A Illinois						3	2	51 A Iowa		2	3
151 A Northwestern						1	3	4 H Minnesota		0	3
185 H Rutgers						3	0	2 H Wisconsin		2	3

Non-Div. I Games:

Purdue

Average RPI Win:		109	WON-LOST RECORD		WINNING PCT. RANK		LAST 10 GAMES		STRENGTH OF SCHEDULE		OPP. STRENGTH OF SCHEDULE		TEAM RPI		ADJ RPI		CONF. RPI		ADJ CONF. RPI					
DIV. I ONLY			19- 4		.82609		20		9- 1		46		28		17		.65206		18		4		4	
DIV. I NON-CONF.			9- 3		.75		50		0- 0		13		23		21		.66356		22		5		5	
TOTALS		RPI 1-25		RPI 26-50		W-L RECORDS		RPI 51-100		RPI 101-150		RPI 150+												
19- 4		1- 2		2- 2		OVERALL		5- 0		7- 0		4- 0												
7- 2		1- 1		0- 1		HOME		3- 0		2- 0		1- 0												
7- 1		0- 0		0- 1		AWAY		1- 0		5- 0		1- 0												
5- 1		0- 1		2- 0		NEUTRAL		1- 0		0- 0		2- 0												
9- 3		0- 2		2- 1		NON-CONFERENCE		2- 0		3- 0		2- 0												
1- 2		0- 1		0- 1		HOME		1- 0		0- 0		0- 0												
3- 0		0- 0		0- 0		AWAY		0- 0		3- 0		0- 0												
5- 1		0- 1		2- 0		NEUTRAL		1- 0		0- 0		2- 0												
10- 1		1- 0		0- 1		CONFERENCE		3- 0		4- 0		2- 0												
6- 0		1- 0		0- 0		HOME		2- 0		2- 0		1- 0												
4- 1		0- 0		0- 1		AWAY		1- 0		2- 0		1- 0												
0- 0		0- 0		0- 0		NEUTRAL		0- 0		0- 0		0- 0												
RPI	S	Opponent		Score		RPI	S	Opponent		Score		RPI	S	Opponent		Score								
6	N	BYU		0	3	29	A	Texas A&M		1	3	59	A	Alabama		3	2							
15	H	Kentucky		3	2	30	N	Pittsburgh		3	1	85	H	Rice		3	1							
21	H	Utah		2	3	32	N	Boise St.		3	1	88	H	South Carolina		3	0							
						36	H	Miami (OH)		2	3	90	N	Miami (FL)		3	1							
												96	H	Ole Miss		3	0							

Non-Div. I Games:

Missouri

Average RPI Win:		156	WON-LOST RECORD		WINNING PCT. RANK		LAST 10 GAMES		STRENGTH OF SCHEDULE		OPP. STRENGTH OF SCHEDULE		TEAM RPI		ADJ RPI		CONF. RPI		ADJ CONF. RPI	
DIV. I ONLY			24- 2		.92308 3		10- 0		57		140		18		.6519 19		14		14	
DIV. I NON-CONF.			13- 2		.86667 20		1- 0		18		80		12		.68249 13		16		16	
TOTALS		RPI 1-25		RPI 26-50		W-L RECORDS		RPI 51-100		RPI 101-150		RPI 150+								
24- 2		0- 1		2- 0		OVERALL		8- 1		3- 0		11- 0								
8- 1		0- 1		1- 0		HOME		2- 0		0- 0		5- 0								
11- 0		0- 0		1- 0		AWAY		3- 0		3- 0		4- 0								
5- 1		0- 0		0- 0		NEUTRAL		3- 1		0- 0		2- 0								
13- 2		0- 1		2- 0		NON-CONFERENCE		6- 1		2- 0		3- 0								
4- 1		0- 1		1- 0		HOME		2- 0		0- 0		1- 0								
4- 0		0- 0		1- 0		AWAY		1- 0		2- 0		0- 0								
5- 1		0- 0		0- 0		NEUTRAL		3- 1		0- 0		2- 0								
11- 0		0- 0		0- 0		CONFERENCE		2- 0		1- 0		8- 0								
4- 0		0- 0		0- 0		HOME		0- 0		0- 0		4- 0								
7- 0		0- 0		0- 0		AWAY		2- 0		1- 0		4- 0								
0- 0		0- 0		0- 0		NEUTRAL		0- 0		0- 0		0- 0								
RPI	S	Opponent		Score		RPI	S	Opponent		Score		RPI	S	Opponent		Score				
12	H	Michigan St.		2	3	30	A	Pittsburgh		3	2	56	N	Villanova		3	0			
						42	H	Cincinnati		3	0	62	H	Southern Ill.		3	1			
												63	N	Cal Poly		1	3			
												64	A	UTSA		3	1			
												66	N	FGCU		3	1			
												68	N	Arkansas St.		3	1			
												75	H	Lipscomb		3	2			
												94	A	Marshall		3	0			
												99	A	Saint Louis		3	0			
														255 N Robert Morris		3	0			
														256 A Louisiana Tech		3	0			
														269 A Middle Tenn.		3	0			
														276 H Charlotte		3	0			
														282 A UAB		3	0			
														282 H UAB		3	1			
				LAST 10 GAMES																
				282	A	UAB	3	0	282	H	UAB	3	1							
				94	A	Marshall	3	0	75	H	Lipscomb	3	2							
				64	A	UTSA	3	1	115	A	Southern Miss.	3	1							
				247	A	UTEP	3	0	269	A	Middle Tenn.	3	0							
				220	H	FIU	3	0	256	A	Louisiana Tech	3	0							

Non-Div. I Games:

Western Ky.

Average RPI Win: 109		WON-LOST	WINNING	LAST 10	STRENGTH OF		OPP. STRENGTH	TEAM	ADJ	CONF.	ADJ CONF.
Average RPI Loss: 18		RECORD	PCT. RANK	GAMES	SCHEDULE		OF SCHEDULE	RPI	RPI	RPI	RPI
DIV. I ONLY		18-6	.75	37	17		34	20	.65186	20	8
DIV. I NON-CONF.		6-6	.5	168	12		6	44	.61287	44	7
TOTALS		RPI 1-25	RPI 26-50		W-L RECORDS		RPI 51-100		RPI 101-150		RPI 150+
18-6	0-4	5-2		OVERALL		5-0		3-0		5-0	
6-1	0-1	2-0		HOME		1-0		1-0		2-0	
10-3	0-2	2-1		AWAY		3-0		2-0		3-0	
2-2	0-1	1-1		NEUTRAL		1-0		0-0		0-0	
6-6	0-4	3-2		NON-CONFERENCE		1-0		0-0		2-0	
2-1	0-1	1-0		HOME		0-0		0-0		1-0	
2-3	0-2	1-1		AWAY		0-0		0-0		1-0	
2-2	0-1	1-1		NEUTRAL		1-0		0-0		0-0	
12-0	0-0	2-0		CONFERENCE		4-0		3-0		3-0	
4-0	0-0	1-0		HOME		1-0		1-0		1-0	
8-0	0-0	1-0		AWAY		3-0		2-0		2-0	
0-0	0-0	0-0		NEUTRAL		0-0		0-0		0-0	
RPI S	Opponent	Score	RPI S	Opponent	Score	RPI S	Opponent	Score	RPI S	Opponent	Score
1 A	Nebraska	1 3	27 A	Southern California	2 3	56 A	Villanova	3 1	124 A	Butler	3 0
14 A	Kansas St.	1 3	31 A	Marquette	3 1	81 N	Gonzaga	3 0	150 A	Seton Hall	3 0
15 N	Kentucky	0 3	31 H	Marquette	3 0	82 A	DePaul	3 0	150 H	Seton Hall	3 0
16 H	Kansas	2 3	35 N	Wichita St.	2 3	82 A	Xavier	3 0	161 H	Chattanooga	3 0
			39 H	TCU	3 0	82 H	DePaul	3 1	181 A	St. John's (NY)	3 0
			44 A	Iowa St.	3 1				181 H	St. John's (NY)	3 0
			47 N	UNI	3 0				215 A	Georgetown	3 0
									232 A	Montana St.	3 0
LAST 10 GAMES											
			181 A	St. John's (NY)	3 0	181 H	St. John's (NY)	3 0			
			150 A	Seton Hall	3 0	215 A	Georgetown	3 0			
			31 A	Marquette	3 1	56 A	Villanova	3 1			
			82 A	DePaul	3 0	124 A	Butler	3 0			
			150 H	Seton Hall	3 0	82 A	Xavier	3 0			

Non-Div. I Games:

Creighton

Average RPI Win: 83		WON-LOST	WINNING	LAST 10	STRENGTH OF		OPP. STRENGTH	TEAM	ADJ		CONF.	ADJ CONF.			
Average RPI Loss: 38		RECORD	PCT. RANK	GAMES	SCHEDULE		OF SCHEDULE	RPI	RPI		RPI	RPI			
DIV. I ONLY		16- 7	.69565 67	5- 5	9		17	22	.65 21		2	2			
DIV. I NON-CONF.		9- 2	.81818 33	0- 0	29		60	23	.66355 23		2	2			
TOTALS		RPI 1-25	RPI 26-50		W-L RECORDS		RPI 51-100		RPI 101-150		RPI 150+				
16- 7		3- 3	2- 2		OVERALL		3- 1		7- 1		1- 0				
5- 4		0- 1	0- 2		HOME		0- 1		5- 0		0- 0				
8- 2		3- 2	2- 0		AWAY		1- 0		2- 0		0- 0				
3- 1		0- 0	0- 0		NEUTRAL		2- 0		0- 1		1- 0				
9- 2		2- 0	0- 0		NON-CONFERENCE		2- 1		4- 1		1- 0				
3- 1		0- 0	0- 0		HOME		0- 1		3- 0		0- 0				
3- 0		2- 0	0- 0		AWAY		0- 0		1- 0		0- 0				
3- 1		0- 0	0- 0		NEUTRAL		2- 0		0- 1		1- 0				
7- 5		1- 3	2- 2		CONFERENCE		1- 0		3- 0		0- 0				
2- 3		0- 1	0- 2		HOME		0- 0		2- 0		0- 0				
5- 2		1- 2	2- 0		AWAY		1- 0		1- 0		0- 0				
0- 0		0- 0	0- 0		NEUTRAL		0- 0		0- 0		0- 0				
RPI S	Opponent	Score		RPI S	Opponent	Score		RPI S	Opponent	Score		RPI S	Opponent	Score	
6 A	BYU	3	2	26 H	Oregon	2	3	53 A	Colorado	3	2	108 N	Illinois St.	2	3
8 A	UCLA	0	3	27 A	Southern California	3	1	72 N	Texas St.	3	0	113 H	Oregon St.	3	2
8 H	UCLA	0	3	27 H	Southern California	2	3	81 H	Gonzaga	2	3	116 A	Portland	3	0
9 A	Stanford	3	1	28 A	Washington St.	3	2	85 N	Rice	3	0	119 A	California	3	0
10 A	Washington	0	3									120 H	Arizona St.	3	2
18 A	Missouri	3	2									124 H	Butler	3	1
												132 H	Idaho St.	3	0
												143 H	Utah St.	3	0
												157 N	CSU Bakersfield	3	1
LAST 10 GAMES															
8 A	UCLA	0	3	10 A	Washington	0	3								
27 A	Southern California	3	1	9 A	Stanford	3	1								
113 H	Oregon St.	3	2	119 A	California	3	0								
26 H	Oregon	2	3	27 H	Southern California	2	3								
28 A	Washington St.	3	2	8 H	UCLA	0	3								

Non-Div. I Games:

Utah

UNLV

Average RPI Win:		132	WON-LOST RECORD		WINNING PCT. RANK		LAST 10 GAMES		STRENGTH OF SCHEDULE		OPP. STRENGTH OF SCHEDULE		TEAM RPI		ADJ RPI		CONF. RPI		ADJ CONF. RPI	
DIV. I ONLY			21- 3		.875 6		8- 2		53		74		16		.64825 22		7		7	
DIV. I NON-CONF.			11- 1		.91667 8		0- 0		48		53		16		.67033 19		8		8	
TOTALS		RPI 1-25		RPI 26-50		W-L RECORDS		RPI 51-100		RPI 101-150		RPI 150+								
21- 3		0- 1		1- 1		OVERALL		5- 1		8- 0		7- 0								
11- 1		0- 0		1- 0		HOME		4- 1		4- 0		2- 0								
7- 2		0- 1		0- 1		AWAY		1- 0		3- 0		3- 0								
3- 0		0- 0		0- 0		NEUTRAL		0- 0		1- 0		2- 0								
11- 1		0- 1		0- 0		NON-CONFERENCE		4- 0		4- 0		3- 0								
6- 0		0- 0		0- 0		HOME		3- 0		3- 0		0- 0								
2- 1		0- 1		0- 0		AWAY		1- 0		0- 0		1- 0								
3- 0		0- 0		0- 0		NEUTRAL		0- 0		1- 0		2- 0								
10- 2		0- 0		1- 1		CONFERENCE		1- 1		4- 0		4- 0								
5- 1		0- 0		1- 0		HOME		1- 1		1- 0		2- 0								
5- 1		0- 0		0- 1		AWAY		0- 0		3- 0		2- 0								
0- 0		0- 0		0- 0		NEUTRAL		0- 0		0- 0		0- 0								
RPI	S	Opponent		Score		RPI	S	Opponent		Score		RPI	S	Opponent		Score				
6	A	BYU		0 3		32	A	Boise St.		0 3		54	H	Hofstra		3 0				
						32	H	Boise St.		3 1		57	H	Colorado St.		1 3				
												65	A	A&M-Corpus Christi		3 1				
												71	H	Wyoming		3 1				
												73	H	UC Santa Barbara		3 0				
												78	H	New Mexico St.		3 0				
														107 H Albany (NY)		3 1				
														122 A Fresno St.		3 2				
														122 H Fresno St.		3 0				
														131 A New Mexico		3 1				
														136 H CSUN		3 0				
														136 N CSUN		3 0				
														141 H Sacramento St.		3 1				
														143 A Utah St.		3 2				
														155 A Utah Valley		3 1				
														177 N UT Arlington		3 1				
														177 N UT Arlington		3 1				
														186 A San Jose St.		3 2				
														186 H San Jose St.		3 0				
														241 A Air Force		3 0				
														241 H Air Force		3 0				
						LAST 10 GAMES														
						122 H Fresno St.						3 0								
						186 H San Jose St.						3 0								
						32 A Boise St.						0 3								
						241 A Air Force						3 0								
						143 A Utah St.						3 2								
						131 A New Mexico						3 1								
						57 H Colorado St.						1 3								
						71 H Wyoming						3 1								
						186 A San Jose St.						3 2								
						122 A Fresno St.						3 2								

Non-Div. I Games:

UNLV

Average RPI Win:		122	WON-LOST RECORD		WINNING PCT. RANK		LAST 10 GAMES		STRENGTH OF SCHEDULE		OPP. STRENGTH OF SCHEDULE		TEAM RPI		ADJ RPI		CONF. RPI		ADJ CONF. RPI				
DIV. I ONLY			18- 3		.85714	11	9- 1		76	25	23	.64558	23	10	9								
DIV. I NON-CONF.			7- 2		.77778	41	0- 0		17	13	18	.67143	18	6	6								
TOTALS		RPI 1-25		RPI 26-50		W-L RECORDS		RPI 51-100		RPI 101-150		RPI 150+											
18- 3		0- 3		4- 0		OVERALL		5- 0		3- 0		6- 0											
9- 1		0- 1		2- 0		HOME		1- 0		1- 0		5- 0											
7- 1		0- 1		1- 0		AWAY		3- 0		2- 0		1- 0											
2- 1		0- 1		1- 0		NEUTRAL		1- 0		0- 0		0- 0											
7- 2		0- 2		2- 0		NON-CONFERENCE		2- 0		1- 0		2- 0											
3- 1		0- 1		1- 0		HOME		0- 0		0- 0		2- 0											
2- 0		0- 0		0- 0		AWAY		1- 0		1- 0		0- 0											
2- 1		0- 1		1- 0		NEUTRAL		1- 0		0- 0		0- 0											
11- 1		0- 1		2- 0		CONFERENCE		3- 0		2- 0		4- 0											
6- 0		0- 0		1- 0		HOME		1- 0		1- 0		3- 0											
5- 1		0- 1		1- 0		AWAY		2- 0		1- 0		1- 0											
0- 0		0- 0		0- 0		NEUTRAL		0- 0		0- 0		0- 0											
RPI	S	Opponent		Score		RPI	S	Opponent		Score		RPI	S	Opponent		Score							
4	N	Minnesota		1	3	29	N	Texas A&M		3	2	58	A	UCF		3	0	128	A	LSU		3	0
7	H	Florida		1	3	30	H	Pittsburgh		3	1	59	N	Alabama		3	2	142	A	Louisville		3	1
13	A	North Carolina		0	3	34	H	Baylor		3	2	90	A	Miami (FL)		3	0	142	H	Louisville		3	1
						43	A	Notre Dame		3	1	90	H	Miami (FL)		3	0	173	H	Virginia Tech		3	2
												91	A	North Carolina St.		3	1	197	H	Syracuse		3	0
																		213	H	Little Rock		3	0
																		217	H	Florida A&M		3	0
																		225	A	Virginia		3	0
																		228	H	Boston College		3	0
						LAST 10 GAMES																	
						43	A	Notre Dame		3	1	173	H	Virginia Tech		3	2						
						142	A	Louisville		3	1	91	A	North Carolina St.		3	1						
						225	A	Virginia		3	0	13	A	North Carolina		0	3						
						90	A	Miami (FL)		3	0	228	H	Boston College		3	0						
						30	H	Pittsburgh		3	1	197	H	Syracuse		3	0						

Non-Div. I Games:

Florida St.

Average RPI Win: 120		WON-LOST	WINNING	LAST 10	STRENGTH OF		OPP. STRENGTH	TEAM	ADJ	CONF.	ADJ CONF.
Average RPI Loss: 15		RECORD	PCT. RANK	GAMES	SCHEDULE		OF SCHEDULE	RPI	RPI	RPI	RPI
DIV. I ONLY		17-6	.73913	45	7-3		43	8	26	.64422	24
DIV. I NON-CONF.		8-3	.72727	67	0-0		89	92	55	.59569	56
TOTALS		RPI 1-25	RPI 26-50		W-L RECORDS		RPI 51-100		RPI 101-150		RPI 150+
17-6		5-5	1-0		OVERALL		1-1		2-0		8-0
10-1		4-1	0-0		HOME		0-0		2-0		4-0
5-4		1-3	1-0		AWAY		0-1		0-0		3-0
2-1		0-1	0-0		NEUTRAL		1-0		0-0		1-0
8-3		0-2	0-0		NON-CONFERENCE		1-1		2-0		5-0
5-1		0-1	0-0		HOME		0-0		2-0		3-0
1-1		0-0	0-0		AWAY		0-1		0-0		1-0
2-1		0-1	0-0		NEUTRAL		1-0		0-0		1-0
9-3		5-3	1-0		CONFERENCE		0-0		0-0		3-0
5-0		4-0	0-0		HOME		0-0		0-0		1-0
4-3		1-3	1-0		AWAY		0-0		0-0		2-0
0-0		0-0	0-0		NEUTRAL		0-0		0-0		0-0
RPI S	Opponent	Score		RPI S	Opponent	Score		RPI S	Opponent	Score	
2 A	Wisconsin	1	3	50 A	Indiana	3	0	53 A	Colorado	2	3
4 A	Minnesota	0	3					54 N	Hofstra	3	1
4 H	Minnesota	3	2						123 H	West Virginia	3 0
9 N	Stanford	0	3						133 H	Rhode Island	3 0
11 A	Michigan	2	3						151 A	Northwestern	3 0
11 H	Michigan	3	0						166 H	Howard	3 0
12 H	Michigan St.	3	0						185 A	Rutgers	3 0
13 H	North Carolina	2	3						185 H	Rutgers	3 0
17 A	Purdue	3	0						197 A	Syracuse	3 0
25 H	Ohio St.	3	0						222 H	Clemson	3 0
									227 H	Ga. Southern	3 0
									284 N	Siena	3 0
LAST 10 GAMES											
4 A	Minnesota	0	3	17 A	Purdue	3	0				
2 A	Wisconsin	1	3	185 H	Rutgers	3	0				
11 A	Michigan	2	3	4 H	Minnesota	3	2				
25 H	Ohio St.	3	0	11 H	Michigan	3	0				
50 A	Indiana	3	0	12 H	Michigan St.	3	0				

Non-Div. I Games:

Penn St.

Average RPI Win:	115	WON-LOST RECORD	WINNING PCT. RANK	LAST 10 GAMES	STRENGTH OF SCHEDULE	OPP. STRENGTH OF SCHEDULE	TEAM RPI	ADJ RPI	CONF. RPI	ADJ CONF. RPI		
DIV. I ONLY		15- 9	.625	100	5- 5	7	26	25	.63887	25	1	1
DIV. I NON-CONF.		10- 2	.83333	27	0- 0	55	86	26	.64385	27	1	1
<hr/>												
TOTALS	RPI 1-25	RPI 26-50		W-L RECORDS		RPI 51-100		RPI 101-150		RPI 150+		
15- 9	2- 7	1- 1		OVERALL		5- 1		0- 0		7- 0		
6- 2	1- 2	0- 0		HOME		3- 0		0- 0		2- 0		
3- 7	1- 5	0- 1		AWAY		0- 1		0- 0		2- 0		
6- 0	0- 0	1- 0		NEUTRAL		2- 0		0- 0		3- 0		
10- 2	0- 1	1- 1		NON-CONFERENCE		3- 0		0- 0		6- 0		
2- 1	0- 1	0- 0		HOME		1- 0		0- 0		1- 0		
2- 1	0- 0	0- 1		AWAY		0- 0		0- 0		2- 0		
6- 0	0- 0	1- 0		NEUTRAL		2- 0		0- 0		3- 0		
5- 7	2- 6	0- 0		CONFERENCE		2- 1		0- 0		1- 0		
4- 1	1- 1	0- 0		HOME		2- 0		0- 0		1- 0		
1- 6	1- 5	0- 0		AWAY		0- 1		0- 0		0- 0		
0- 0	0- 0	0- 0		NEUTRAL		0- 0		0- 0		0- 0		
RPI	S	Opponent	Score	RPI	S	Opponent	Score	RPI	S	Opponent	Score	
1	A	Nebraska	3 1	29	N	Texas A&M	3 2	51	H	Iowa	3 0	
1	H	Nebraska	1 3	46	A	Missouri St.	2 3	71	H	Wyoming	3 0	
2	A	Wisconsin	0 3					72	N	Texas St.	3 0	
4	A	Minnesota	1 3					89	N	Green Bay	3 2	
6	H	BYU	2 3					95	A	Maryland	2 3	
11	A	Michigan	1 3					95	H	Maryland	3 0	
12	A	Michigan St.	0 3									
12	H	Michigan St.	3 0									
24	A	Penn St.	0 3									
				LAST 10 GAMES								
				95	H	Maryland	3 0	1	H	Nebraska	1 3	
				95	A	Maryland	2 3	11	A	Michigan	1 3	
				12	H	Michigan St.	3 0	12	A	Michigan St.	0 3	
				24	A	Penn St.	0 3	1	A	Nebraska	3 1	
				51	H	Iowa	3 0	151	H	Northwestern	3 0	

Non-Div. I Games:

Ohio St.

Average RPI Win:		104	WON-LOST RECORD		WINNING PCT. RANK		LAST 10 GAMES		STRENGTH OF SCHEDULE		OPP. STRENGTH OF SCHEDULE		TEAM RPI		ADJ RPI		CONF. RPI		ADJ CONF. RPI		
DIV. I ONLY			15- 6		.71429 58		6- 4		25		10		24		.63736 26		2		2		
DIV. I NON-CONF.			7- 2		.77778 41		0- 0		27		43		24		.65023 25		2		2		
TOTALS		RPI 1-25		RPI 26-50		W-L RECORDS		RPI 51-100		RPI 101-150		RPI 150+									
15- 6		1- 4		2- 2		OVERALL		3- 0		5- 0		4- 0									
10- 6		0- 4		1- 2		HOME		2- 0		4- 0		3- 0									
5- 0		1- 0		1- 0		AWAY		1- 0		1- 0		1- 0									
0- 0		0- 0		0- 0		NEUTRAL		0- 0		0- 0		0- 0									
7- 2		0- 2		0- 0		NON-CONFERENCE		2- 0		1- 0		4- 0									
6- 2		0- 2		0- 0		HOME		2- 0		1- 0		3- 0									
1- 0		0- 0		0- 0		AWAY		0- 0		0- 0		1- 0									
0- 0		0- 0		0- 0		NEUTRAL		0- 0		0- 0		0- 0									
8- 4		1- 2		2- 2		CONFERENCE		1- 0		4- 0		0- 0									
4- 4		0- 2		1- 2		HOME		0- 0		3- 0		0- 0									
4- 0		1- 0		1- 0		AWAY		1- 0		1- 0		0- 0									
0- 0		0- 0		0- 0		NEUTRAL		0- 0		0- 0		0- 0									
RPI	S	Opponent		Score		RPI	S	Opponent		Score		RPI	S	Opponent		Score					
3	H	Texas		1	3	27	H	Southern California		1	3	52	H	Illinois		3	0				
7	H	Florida		1	3	28	H	Washington St.		3	0	53	A	Colorado		3	1				
8	H	UCLA		2	3	37	A	Arizona		3	1	80	H	San Diego St.		3	0				
10	H	Washington		0	3	37	H	Arizona		2	3										
21	A	Utah		3	2																
LAST 10 GAMES																					
120 H Arizona St.						3	1	8 H UCLA						2	3						
37 H Arizona						2	3	28 H Washington St.						3	0						
53 A Colorado						3	1	10 H Washington						0	3						
21 A Utah						3	2	37 A Arizona						3	1						
27 H Southern California						1	3	120 A Arizona St.						3	2						

Non-Div. I Games:

Oregon

Average RPI Win:	74	WON-LOST	WINNING	LAST 10	STRENGTH OF	OPP. STRENGTH	TEAM	ADJ	CONF.	ADJ CONF.					
Average RPI Loss:	49	RECORD	PCT. RANK	GAMES	SCHEDULE	OF SCHEDULE	RPI	RPI	RPI	RPI					
DIV. I ONLY		15- 8	.65217	90	7- 3	16	6	29	.63506	27	2	2			
DIV. I NON-CONF.		8- 3	.72727	67	0- 0	34	27	29	.64193	28	2	2			
TOTALS	RPI 1-25	RPI 26-50		W-L RECORDS		RPI 51-100		RPI 101-150		RPI 150+					
15- 8	3- 4	2- 2		OVERALL		6- 0		3- 1		1- 1					
8- 8	2- 4	1- 2		HOME		3- 0		2- 1		0- 1					
5- 0	1- 0	1- 0		AWAY		2- 0		1- 0		0- 0					
2- 0	0- 0	0- 0		NEUTRAL		1- 0		0- 0		1- 0					
8- 3	2- 0	1- 1		NON-CONFERENCE		4- 0		0- 1		1- 1					
5- 3	2- 0	1- 1		HOME		2- 0		0- 1		0- 1					
1- 0	0- 0	0- 0		AWAY		1- 0		0- 0		0- 0					
2- 0	0- 0	0- 0		NEUTRAL		1- 0		0- 0		1- 0					
7- 5	1- 4	1- 1		CONFERENCE		2- 0		3- 0		0- 0					
3- 5	0- 4	0- 1		HOME		1- 0		2- 0		0- 0					
4- 0	1- 0	1- 0		AWAY		1- 0		1- 0		0- 0					
0- 0	0- 0	0- 0		NEUTRAL		0- 0		0- 0		0- 0					
RPI S	Opponent	Score		RPI S	Opponent	Score		RPI S	Opponent	Score					
8 H	UCLA	1	3	26 A	Oregon	3	1	53 A	Colorado	3	1	109 H	Santa Clara	1	3
9 H	Stanford	0	3	31 H	Marquette	1	3	53 H	Colorado	3	0	113 A	Oregon St.	3	0
10 H	Washington	0	3	37 H	Arizona	0	3	85 A	Rice	3	1	119 H	California	3	0
15 H	Kentucky	3	0	47 H	UNI	3	1	86 H	Oklahoma	3	0	120 H	Arizona St.	3	1
20 H	Creighton	3	2					95 H	Maryland	3	0	162 N	Sam Houston St.	3	0
21 A	Utah	3	2					100 N	Oakland	3	0	163 H	UC Irvine	0	3
21 H	Utah	1	3												
LAST 10 GAMES															
	53 H	Colorado	3	0	26 A	Oregon	3	1							
	21 H	Utah	1	3	37 H	Arizona	0	3							
	9 H	Stanford	0	3	120 H	Arizona St.	3	1							
	119 H	California	3	0	21 A	Utah	3	2							
	113 A	Oregon St.	3	0	53 A	Colorado	3	1							

Non-Div. I Games:

Southern California

Average RPI Win: 101		WON-LOST	WINNING	LAST 10	STRENGTH OF		OPP. STRENGTH	TEAM	ADJ	CONF.	ADJ CONF.
Average RPI Loss: 40		RECORD	PCT. RANK	GAMES	SCHEDULE		OF SCHEDULE	RPI	RPI	RPI	RPI
DIV. I ONLY		17- 7	.70833	59	5- 5		49	12	32	.63337	28
DIV. I NON-CONF.		10- 2	.83333	27	0- 0		77	36	34	.63829	31
TOTALS		RPI 1-25	RPI 26-50		W-L RECORDS		RPI 51-100		RPI 101-150		RPI 150+
17- 7		4- 3	1- 2		OVERALL		4- 1		3- 1		5- 0
5- 2		1- 1	0- 0		HOME		0- 1		1- 0		3- 0
6- 5		2- 2	1- 2		AWAY		1- 0		2- 1		0- 0
6- 0		1- 0	0- 0		NEUTRAL		3- 0		0- 0		2- 0
10- 2		1- 1	0- 1		NON-CONFERENCE		4- 0		0- 0		5- 0
3- 0		0- 0	0- 0		HOME		0- 0		0- 0		3- 0
1- 2		0- 1	0- 1		AWAY		1- 0		0- 0		0- 0
6- 0		1- 0	0- 0		NEUTRAL		3- 0		0- 0		2- 0
7- 5		3- 2	1- 1		CONFERENCE		0- 1		3- 1		0- 0
2- 2		1- 1	0- 0		HOME		0- 1		1- 0		0- 0
5- 3		2- 1	1- 1		AWAY		0- 0		2- 1		0- 0
0- 0		0- 0	0- 0		NEUTRAL		0- 0		0- 0		0- 0
RPI S	Opponent	Score	RPI S	Opponent	Score	RPI S	Opponent	Score	RPI S	Opponent	Score
8 A	UCLA	3 2	26 A	Oregon	0 3	53 H	Colorado	2 3	113 A	Oregon St.	3 1
9 A	Stanford	0 3	34 A	Baylor	2 3	55 A	Long Beach St.	3 0	119 A	California	0 3
9 H	Stanford	3 2	37 A	Arizona	3 0	69 N	Northeastern	3 0	119 H	California	3 0
10 A	Washington	3 1				71 N	Wyoming	3 1	120 A	Arizona St.	3 0
15 N	Kentucky	3 0				76 N	Col. of Charleston	3 0	163 N	UC Irvine	3 1
17 A	Purdue	1 3							199 H	Idaho	3 0
21 H	Utah	2 3							210 H	UMES	3 0
									218 H	George Washington	3 0
									225 N	Virginia	3 0
LAST 10 GAMES											
119 A	California	0 3	53 H	Colorado	2 3						
9 A	Stanford	0 3	26 A	Oregon	0 3						
37 A	Arizona	3 0	113 A	Oregon St.	3 1						
120 A	Arizona St.	3 0	119 H	California	3 0						
21 H	Utah	2 3	9 H	Stanford	3 2						

Non-Div. I Games:

Washington St.

Average RPI Win:		122	WON-LOST RECORD		WINNING PCT. RANK		LAST 10 GAMES		STRENGTH OF SCHEDULE		OPP. STRENGTH OF SCHEDULE		TEAM RPI		ADJ RPI		CONF. RPI		ADJ CONF. RPI	
DIV. I ONLY			14- 7		.66667 78		8- 2		14		24		28		.63313 29		4		4	
DIV. I NON-CONF.			6- 5		.54545 151		0- 0		22		7		47		.60945 46		5		5	
TOTALS		RPI 1-25		RPI 26-50		W-L RECORDS		RPI 51-100		RPI 101-150		RPI 150+								
14- 7		1- 6		1- 0		OVERALL		4- 1		3- 0		5- 0								
3- 2		1- 2		0- 0		HOME		1- 0		1- 0		0- 0								
8- 2		0- 1		0- 0		AWAY		3- 1		1- 0		4- 0								
3- 3		0- 3		1- 0		NEUTRAL		0- 0		1- 0		1- 0								
6- 5		0- 5		1- 0		NON-CONFERENCE		1- 0		1- 0		3- 0								
0- 1		0- 1		0- 0		HOME		0- 0		0- 0		0- 0								
3- 1		0- 1		0- 0		AWAY		1- 0		0- 0		2- 0								
3- 3		0- 3		1- 0		NEUTRAL		0- 0		1- 0		1- 0								
8- 2		1- 1		0- 0		CONFERENCE		3- 1		2- 0		2- 0								
3- 1		1- 1		0- 0		HOME		1- 0		1- 0		0- 0								
5- 1		0- 0		0- 0		AWAY		2- 1		1- 0		2- 0								
0- 0		0- 0		0- 0		NEUTRAL		0- 0		0- 0		0- 0								
RPI	S	Opponent		Score		RPI	S	Opponent		Score		RPI	S	Opponent		Score				
2	H	Wisconsin		0	3	37	N	Arizona		3	0	59	A	Alabama		2	3			
3	A	Texas		0	3							78	A	New Mexico St.		3	0			
4	N	Minnesota		0	3							88	A	South Carolina		3	0			
7	H	Florida		1	3							88	H	South Carolina		3	0			
18	H	Missouri		3	1							96	A	Ole Miss		3	1			
23	N	Florida St.		2	3															
25	N	Ohio St.		2	3															

Non-Div. I Games:

Texas A&M

P
i
t
t
s
b
u
r
g
h

Pittsburgh

Average RPI Win: 128		WON-LOST RECORD		WINNING PCT. RANK		LAST 10 GAMES		STRENGTH OF SCHEDULE		OPP. STRENGTH OF SCHEDULE		TEAM RPI		ADJ RPI		CONF. RPI		ADJ CONF. RPI	
Average RPI Loss: 48																			
DIV. I ONLY		20- 5		.8 26		8- 2		80		38		35		.62822 31		8		8	
DIV. I NON-CONF.		10- 2		.83333 27		0- 0		78		12		27		.64968 26		7		7	
TOTALS		RPI 1-25		RPI 26-50		W-L RECORDS		RPI 51-100		RPI 101-150		RPI 150+							
20- 5		1- 2		4- 1		OVERALL		4- 1		2- 1		9- 0							
7- 2		0- 1		2- 0		HOME		1- 1		1- 0		3- 0							
8- 2		1- 1		1- 1		AWAY		2- 0		1- 0		3- 0							
5- 1		0- 0		1- 0		NEUTRAL		1- 0		0- 1		3- 0							
10- 2		1- 0		4- 1		NON-CONFERENCE		1- 0		0- 1		4- 0							
3- 0		0- 0		2- 0		HOME		0- 0		0- 0		1- 0							
2- 1		1- 0		1- 1		AWAY		0- 0		0- 0		0- 0							
5- 1		0- 0		1- 0		NEUTRAL		1- 0		0- 1		3- 0							
10- 3		0- 2		0- 0		CONFERENCE		3- 1		2- 0		5- 0							
4- 2		0- 1		0- 0		HOME		1- 1		1- 0		2- 0							
6- 1		0- 1		0- 0		AWAY		2- 0		1- 0		3- 0							
0- 0		0- 0		0- 0		NEUTRAL		0- 0		0- 0		0- 0							
RPI S	Opponent	Score		RPI S	Opponent	Score		RPI S	Opponent	Score		RPI S	Opponent	Score					
15 A	Kentucky	3	1	27 A	Southern California	3	1	56 A	Villanova	3	0	109 N	Santa Clara	1	3				
20 A	Creighton	0	3	35 A	Wichita St.	0	3	56 H	Villanova	1	3	124 H	Butler	3	2				
20 H	Creighton	1	3	42 N	Cincinnati	3	1	82 A	DePaul	3	2	150 A	Seton Hall	3	1				
				44 H	Iowa St.	3	0	82 H	Xavier	3	0	152 H	Milwaukee	3	0				
				46 H	Missouri St.	3	1	99 N	Saint Louis	3	0	163 N	UC Irvine	3	2				
												169 N	IUPUI	3	0				
												181 A	St. John's (NY)	3	2				
												215 A	Georgetown	3	1				
												215 H	Georgetown	3	1				
												225 N	Virginia	3	0				
												238 A	Providence	3	0				
												238 H	Providence	3	0				
				LAST 10 GAMES															
				215 A	Georgetown	3	1	124 H	Butler	3	2								
				56 A	Villanova	3	0	150 A	Seton Hall	3	1								
				20 H	Creighton	1	3	181 A	St. John's (NY)	3	2								
				238 H	Providence	3	0	82 H	Xavier	3	0								
				82 A	DePaul	3	2	56 H	Villanova	1	3								

Non-Div. I Games:

Marquette

Average RPI Win:		135	WON-LOST RECORD		WINNING PCT. RANK		LAST 10 GAMES		STRENGTH OF SCHEDULE		OPP. STRENGTH OF SCHEDULE		TEAM RPI		ADJ RPI		CONF. RPI		ADJ CONF. RPI				
Average RPI Loss:		47																					
DIV. I ONLY			19- 6		.76 36		9- 1		42		72		30		.62817 32		7		7				
DIV. I NON-CONF.			9- 4		.69231 74		0- 0		67		49		51		.60243 51		8		8				
TOTALS		RPI 1-25		RPI 26-50		W-L RECORDS		RPI 51-100		RPI 101-150		RPI 150+											
19- 6		1- 3		1- 1		OVERALL		2- 1		10- 1		5- 0											
8- 1		1- 0		0- 0		HOME		1- 0		6- 1		0- 0											
9- 2		0- 1		1- 1		AWAY		1- 0		4- 0		3- 0											
2- 3		0- 2		0- 0		NEUTRAL		0- 1		0- 0		2- 0											
9- 4		0- 2		1- 1		NON-CONFERENCE		0- 1		5- 0		3- 0											
4- 0		0- 0		0- 0		HOME		0- 0		4- 0		0- 0											
3- 1		0- 0		1- 1		AWAY		0- 0		1- 0		1- 0											
2- 3		0- 2		0- 0		NEUTRAL		0- 1		0- 0		2- 0											
10- 2		1- 1		0- 0		CONFERENCE		2- 0		5- 1		2- 0											
4- 1		1- 0		0- 0		HOME		1- 0		2- 1		0- 0											
6- 1		0- 1		0- 0		AWAY		1- 0		3- 0		2- 0											
0- 0		0- 0		0- 0		NEUTRAL		0- 0		0- 0		0- 0											
RPI S	Opponent		Score		RPI S	Opponent		Score		RPI S	Opponent		Score		RPI S	Opponent		Score					
6 N	BYU		0	3	38 A	Cleveland St.		3	1	80 A	San Diego St.		3	1	103 A	Nevada		3	0				
18 N	Missouri		1	3	39 A	TCU		0	3	80 H	San Diego St.		3	0	103 H	Nevada		1	3				
22 A	UNLV		1	3									91 N	North Carolina St.		1	3	109 H	Santa Clara		3	1	
22 H	UNLV		3	0													120 H	Arizona St.		3	1		
																122 A	Fresno St.		3	0			
																131 A	New Mexico		3	2			
																131 H	New Mexico		3	0			
																132 A	Idaho St.		3	1			
																139 H	Portland St.		3	1			
																143 H	Utah St.		3	0			
																147 H	UC Davis		3	1			
																186 A	San Jose St.		3	0			
																192 N	Wright St.		3	0			
																203 A	Kent St.		3	0			
																241 A	Air Force		3	0			
																245 N	Northwestern St.		3	0			

Average RPI Win: 170		WON-LOST	WINNING	LAST 10	STRENGTH OF		OPP. STRENGTH	TEAM	ADJ	CONF.	ADJ CONF.
Average RPI Loss: 61		RECORD	PCT. RANK	GAMES	SCHEDULE		OF SCHEDULE	RPI	RPI	RPI	RPI
DIV. I ONLY		24- 1	.96	1	10- 0		135	136	27	.62814	33
DIV. I NON-CONF.		14- 1	.93333	6	1- 0		108	100	32	.636	33
TOTALS		RPI 1-25	RPI 26-50		W-L RECORDS		RPI 51-100		RPI 101-150		RPI 150+
24- 1	0- 0	1- 0		OVERALL		4- 1		4- 0		15- 0	
11- 1	0- 0	1- 0		HOME		3- 1		0- 0		7- 0	
9- 0	0- 0	0- 0		AWAY		1- 0		1- 0		7- 0	
4- 0	0- 0	0- 0		NEUTRAL		0- 0		3- 0		1- 0	
14- 1	0- 0	1- 0		NON-CONFERENCE		2- 1		3- 0		8- 0	
6- 1	0- 0	1- 0		HOME		2- 1		0- 0		3- 0	
4- 0	0- 0	0- 0		AWAY		0- 0		0- 0		4- 0	
4- 0	0- 0	0- 0		NEUTRAL		0- 0		3- 0		1- 0	
10- 0	0- 0	0- 0		CONFERENCE		2- 0		1- 0		7- 0	
5- 0	0- 0	0- 0		HOME		1- 0		0- 0		4- 0	
5- 0	0- 0	0- 0		AWAY		1- 0		1- 0		3- 0	
0- 0	0- 0	0- 0		NEUTRAL		0- 0		0- 0		0- 0	
RPI S	Opponent	Score	RPI S	Opponent	Score	RPI S	Opponent	Score	RPI S	Opponent	Score
			36 H	Miami (OH)	3 1	61 H	Loyola Marymount	0 3	102 N	Toledo	3 0
						62 H	Southern Ill.	3 0	117 N	SIUE	3 1
						82 H	Xavier	3 1	133 A	Rhode Island	3 1
						99 A	Saint Louis	3 0	145 N	Austin Peay	3 0
						99 H	Saint Louis	3 0	151 H	Northwestern	3 2
									161 H	Chattanooga	3 0
									164 A	VCU	3 1
									169 A	IUPUI	3 0
									179 H	Duquesne	3 1
									192 A	Wright St.	3 0
									203 N	Kent St.	3 0
									218 H	George Washington	3 1
									221 H	Youngstown St.	3 0
									230 A	Davidson	3 0
									249 A	Evansville	3 0
									260 A	Morehead St.	3 0
									265 H	La Salle	3 0
									268 A	Fordham	3 0
									272 H	George Mason	3 1
			LAST 10 GAMES								
			99 H	Saint Louis	3 0	164 A	VCU	3 1			
			260 A	Morehead St.	3 0	268 A	Fordham	3 0			
			179 H	Duquesne	3 1	133 A	Rhode Island	3 1			
			265 H	La Salle	3 0	99 A	Saint Louis	3 0			
			230 A	Davidson	3 0	272 H	George Mason	3 1			

Non-Div. I Games:

Dayton

Average RPI Win:	126	WON-LOST RECORD	WINNING PCT. RANK	LAST 10 GAMES	STRENGTH OF SCHEDULE	OPP. STRENGTH OF SCHEDULE	TEAM RPI	ADJ RPI	CONF. RPI	ADJ CONF. RPI	
DIV. I ONLY		18- 7	.72 54	7- 3	40	46	33	.62506 34	3	3	
DIV. I NON-CONF.		12- 4	.75 50	1- 0	86	98	50	.60258 50	3	3	
<hr/>											
TOTALS	RPI 1-25	RPI 26-50		W-L RECORDS	RPI 51-100		RPI 101-150		RPI 150+		
18- 7	1- 4	3- 0		OVERALL	4- 2		4- 1		6- 0		
10- 2	1- 1	2- 0		HOME	3- 0		1- 1		3- 0		
6- 4	0- 3	1- 0		AWAY	1- 1		3- 0		1- 0		
2- 1	0- 0	0- 0		NEUTRAL	0- 1		0- 0		2- 0		
<hr/>											
12- 4	0- 1	1- 0		NON-CONFERENCE	3- 2		2- 1		6- 0		
6- 1	0- 0	1- 0		HOME	2- 0		0- 1		3- 0		
4- 2	0- 1	0- 0		AWAY	1- 1		2- 0		1- 0		
2- 1	0- 0	0- 0		NEUTRAL	0- 1		0- 0		2- 0		
<hr/>											
6- 3	1- 3	2- 0		CONFERENCE	1- 0		2- 0		0- 0		
4- 1	1- 1	1- 0		HOME	1- 0		1- 0		0- 0		
2- 2	0- 2	1- 0		AWAY	0- 0		1- 0		0- 0		
0- 0	0- 0	0- 0		NEUTRAL	0- 0		0- 0		0- 0		
<hr/>											
RPI S	Opponent	Score	RPI S	Opponent	Score	RPI S	Opponent	Score	RPI S	Opponent	Score
3 H	Texas	1 3	28 H	Washington St.	3 2	57 N	Colorado St.	1 3	123 A	West Virginia	3 1
14 A	Kansas St.	1 3	39 H	TCU	3 0	65 H	A&M-Corpus Christi	3 1	128 A	LSU	3 0
14 H	Kansas St.	3 0	44 A	Iowa St.	3 2	72 A	Texas St.	3 1	130 H	Texas Tech	3 0
16 A	Kansas	1 3				73 A	UC Santa Barbara	0 3	137 H	UTRGV	1 3
23 A	Florida St.	2 3				76 H	Col. of Charleston	3 0	148 A	SFA	3 1
						86 H	Oklahoma	3 1	157 N	CSU Bakersfield	3 0
									194 H	North Texas	3 1
									213 N	Little Rock	3 0
									217 A	Florida A&M	3 0
									225 H	Virginia	3 0
									302 H	Prairie View	3 0
<hr/>											
LAST 10 GAMES											
14 A	Kansas St.	1 3	39 H	TCU	3 0						
86 H	Oklahoma	3 1	16 A	Kansas	1 3						
44 A	Iowa St.	3 2	130 H	Texas Tech	3 0						
123 A	West Virginia	3 1	14 H	Kansas St.	3 0						
3 H	Texas	1 3	148 A	SFA	3 1						

Non-Div. I Games:

Baylor

Average RPI Win: 131		WON-LOST RECORD		WINNING PCT. RANK		LAST 10 GAMES		STRENGTH OF SCHEDULE		OPP. STRENGTH OF SCHEDULE		TEAM RPI		ADJ RPI		CONF. RPI		ADJ CONF. RPI	
DIV. I ONLY		16- 7		.69565 67		7- 3		34		57		37		.62196 35		12		11	
DIV. I NON-CONF.		7- 4		.63636 110		0- 0		15		11		31		.6415 29		11		11	
TOTALS		RPI 1-25		RPI 26-50		W-L RECORDS		RPI 51-100		RPI 101-150		RPI 150+							
16- 7		1- 1		2- 5		OVERALL		3- 1		4- 0		6- 0							
7- 3		0- 0		1- 3		HOME		1- 0		1- 0		4- 0							
5- 3		0- 0		1- 2		AWAY		1- 1		1- 0		2- 0							
4- 1		1- 1		0- 0		NEUTRAL		1- 0		2- 0		0- 0							
7- 4		1- 1		1- 2		NON-CONFERENCE		2- 1		2- 0		1- 0							
2- 1		0- 0		1- 1		HOME		0- 0		0- 0		1- 0							
1- 2		0- 0		0- 1		AWAY		1- 1		0- 0		0- 0							
4- 1		1- 1		0- 0		NEUTRAL		1- 0		2- 0		0- 0							
9- 3		0- 0		1- 3		CONFERENCE		1- 0		2- 0		5- 0							
5- 2		0- 0		0- 2		HOME		1- 0		1- 0		3- 0							
4- 1		0- 0		1- 1		AWAY		0- 0		1- 0		2- 0							
0- 0		0- 0		0- 0		NEUTRAL		0- 0		0- 0		0- 0							
RPI S	Opponent		Score		RPI S	Opponent		Score		RPI S	Opponent		Score		RPI S	Opponent		Score	
3 N	Texas		1	3	31 H	Marquette		3	0	57 A	Colorado St.		3	0	108 A	Illinois St.		3	0
20 N	Creighton		3	2	42 H	Cincinnati		1	3	62 H	Southern Ill.		3	0	130 N	Texas Tech		3	0
					44 A	Iowa St.		0	3	64 A	UTSA		2	3	135 N	Samford		3	0
					46 A	Missouri St.		3	2	72 N	Texas St.		3	0	144 H	Loyola Chicago		3	0
					46 H	Missouri St.		1	3						169 H	IUPUI		3	0
					47 A	UNI		1	3						193 A	Drake		3	0
					47 H	UNI		0	3						193 H	Drake		3	0
															214 A	Indiana St.		3	1
															249 H	Evansville		3	0
															271 H	Bradley		3	0
					LAST 10 GAMES														
					193 H	Drake		3	0	62 H	Southern Ill.		3	0					
					47 H	UNI		0	3	271 H	Bradley		3	0					
					46 H	Missouri St.		1	3	144 H	Loyola Chicago		3	0					
					108 A	Illinois St.		3	0	47 A	UNI		1	3					
					214 A	Indiana St.		3	1	193 A	Drake		3	0					

Non-Div. I Games:

Wichita St.

Average RPI Win:		158	WON-LOST RECORD		WINNING PCT. RANK		LAST 10 GAMES		STRENGTH OF SCHEDULE		OPP. STRENGTH OF SCHEDULE		TEAM RPI		ADJ RPI		CONF. RPI		ADJ CONF. RPI				
DIV. I ONLY			20- 4		.83333 17		10- 0		81		104		36		.62062 36		15		15				
DIV. I NON-CONF.			8- 4		.66667 86		0- 0		42		30		40		.61643 40		14		14				
TOTALS		RPI 1-25		RPI 26-50		W-L RECORDS		RPI 51-100		RPI 101-150		RPI 150+											
20- 4		1- 1		1- 2		OVERALL		3- 0		5- 1		10- 0											
8- 0		0- 0		0- 0		HOME		2- 0		3- 0		3- 0											
9- 2		1- 1		1- 1		AWAY		0- 0		2- 0		5- 0											
3- 2		0- 0		0- 1		NEUTRAL		1- 0		0- 1		2- 0											
8- 4		1- 1		1- 2		NON-CONFERENCE		2- 0		1- 1		3- 0											
2- 0		0- 0		0- 0		HOME		1- 0		0- 0		1- 0											
3- 2		1- 1		1- 1		AWAY		0- 0		1- 0		0- 0											
3- 2		0- 0		0- 1		NEUTRAL		1- 0		0- 1		2- 0											
12- 0		0- 0		0- 0		CONFERENCE		1- 0		4- 0		7- 0											
6- 0		0- 0		0- 0		HOME		1- 0		3- 0		2- 0											
6- 0		0- 0		0- 0		AWAY		0- 0		1- 0		5- 0											
0- 0		0- 0		0- 0		NEUTRAL		0- 0		0- 0		0- 0											
RPI	S	Opponent		Score		RPI	S	Opponent		Score		RPI	S	Opponent		Score							
11	A	Michigan		0 3		33	A	Dayton		1 3		67	H	Northern Ill.		3 0							
18	A	Missouri		3 2		42	A	Cincinnati		3 0		82	H	Xavier		3 1							
						47	N	UNI		0 3		99	N	Saint Louis		3 2							
														102	H	Toledo	3 0						
														104	A	Bowling Green	3 0						
														104	H	Bowling Green	3 0						
														108	N	Illinois St.	2 3						
														112	A	Auburn	3 2						
														146	H	Ohio	3 0						
														191	N	Memphis	3 0						
														198	A	Western Mich.	3 0						
														203	H	Kent St.	3 0						
														207	H	Furman	3 0						
														209	H	Ball St.	3 0						
														219	A	Central Mich.	3 0						
														225	A	Eastern Mich.	3 1						
														229	N	Jacksonville	3 0						
														295	A	Akron	3 1						
														313	A	Buffalo	3 0						
LAST 10 GAMES																							
67 H Northern Ill.						3 0						219 A Central Mich.						3 0					
104 H Bowling Green						3 0						295 A Akron						3 1					
209 H Ball St.						3 0						313 A Buffalo						3 0					
102 H Toledo						3 0						203 H Kent St.						3 0					
225 A Eastern Mich.						3 1						146 H Ohio						3 0					

Non-Div. I Games:

Miami (OH)

Average RPI Win:	94	WON-LOST RECORD	WINNING PCT. RANK	LAST 10 GAMES	STRENGTH OF SCHEDULE	OPP. STRENGTH OF SCHEDULE	TEAM RPI	ADJ RPI	CONF. RPI	ADJ CONF. RPI	
DIV. I ONLY	14- 10	.58333	126	5- 5	10	21	43	.61996	37	2	2
DIV. I NON-CONF.	8- 4	.66667	86	0- 0	14	45	30	.63655	32	2	2
<hr/>											
TOTALS	RPI 1-25	RPI 26-50		W-L RECORDS	RPI 51-100		RPI 101-150		RPI 150+		
14- 10	2- 3	3- 4		OVERALL	2- 1		6- 2		1- 0		
5- 3	0- 1	1- 2		HOME	1- 0		2- 0		1- 0		
6- 4	2- 0	2- 1		AWAY	1- 1		1- 2		0- 0		
3- 3	0- 2	0- 1		NEUTRAL	0- 0		3- 0		0- 0		
<hr/>											
8- 4	0- 2	1- 2		NON-CONFERENCE	2- 0		4- 0		1- 0		
3- 0	0- 0	1- 0		HOME	1- 0		0- 0		1- 0		
2- 1	0- 0	0- 1		AWAY	1- 0		1- 0		0- 0		
3- 3	0- 2	0- 1		NEUTRAL	0- 0		3- 0		0- 0		
<hr/>											
6- 6	2- 1	2- 2		CONFERENCE	0- 1		2- 2		0- 0		
2- 3	0- 1	0- 2		HOME	0- 0		2- 0		0- 0		
4- 3	2- 0	2- 0		AWAY	0- 1		0- 2		0- 0		
0- 0	0- 0	0- 0		NEUTRAL	0- 0		0- 0		0- 0		
<hr/>											
RPI S	Opponent	Score	RPI S	Opponent	Score	RPI S	Opponent	Score	RPI S	Opponent	Score
2 N	Wisconsin	0 3	26 A	Oregon	3 2	53 A	Colorado	2 3	113 A	Oregon St.	1 3
8 A	UCLA	3 2	26 H	Oregon	1 3	78 A	New Mexico St.	3 1	113 H	Oregon St.	3 0
9 A	Stanford	3 1	27 A	Southern California	3 0	98 H	Pepperdine	3 0	119 A	California	2 3
10 H	Washington	1 3	28 H	Washington St.	0 3				120 H	Arizona St.	3 1
14 N	Kansas St.	1 3	29 N	Texas A&M	0 3				124 A	Butler	3 0
			40 A	Hawaii	2 3				129 N	Northern Ky.	3 0
			45 H	SMU	3 0				141 N	Sacramento St.	3 0
									144 N	Loyola Chicago	3 1
									248 H	Alabama St.	3 0
<hr/>											
			LAST 10 GAMES								
			113 A	Oregon St.	1 3	9 A	Stanford	3 1			
			26 A	Oregon	3 2	8 A	UCLA	3 2			
			10 H	Washington	1 3	27 A	Southern California	3 0			
			28 H	Washington St.	0 3	26 H	Oregon	1 3			
			119 A	California	2 3	113 H	Oregon St.	3 0			

Non-Div. I Games:

Arizona

Average RPI Win: 139		WON-LOST RECORD		WINNING PCT. RANK		LAST 10 GAMES		STRENGTH OF SCHEDULE		OPP. STRENGTH OF SCHEDULE		TEAM RPI		ADJ RPI		CONF. RPI		ADJ CONF. RPI									
DIV. I ONLY		16- 5		.7619 35		9- 1		66		45		38		.61778 40		11		12									
DIV. I NON-CONF.		7- 4		.63636 110		0- 0		11		5		25		.65125 24		9		9									
TOTALS		RPI 1-25		RPI 26-50		W-L RECORDS		RPI 51-100		RPI 101-150		RPI 150+															
16- 5		0- 4		2- 0		OVERALL		6- 1		2- 0		6- 0															
11- 4		0- 4		2- 0		HOME		4- 0		1- 0		4- 0															
5- 1		0- 0		0- 0		AWAY		2- 1		1- 0		2- 0															
0- 0		0- 0		0- 0		NEUTRAL		0- 0		0- 0		0- 0															
7- 4		0- 4		2- 0		NON-CONFERENCE		4- 0		0- 0		1- 0															
7- 4		0- 4		2- 0		HOME		4- 0		0- 0		1- 0															
0- 0		0- 0		0- 0		AWAY		0- 0		0- 0		0- 0															
0- 0		0- 0		0- 0		NEUTRAL		0- 0		0- 0		0- 0															
9- 1		0- 0		0- 0		CONFERENCE		2- 1		2- 0		5- 0															
4- 0		0- 0		0- 0		HOME		0- 0		1- 0		3- 0															
5- 1		0- 0		0- 0		AWAY		2- 1		1- 0		2- 0															
0- 0		0- 0		0- 0		NEUTRAL		0- 0		0- 0		0- 0															
RPI	S	Opponent		Score		RPI	S	Opponent		Score		RPI	S	Opponent		Score											
2	H	Wisconsin		1	3	37	H	Arizona		3	2	55	A	Long Beach St.		2	3	136	A	CSUN	3	0					
8	H	UCLA		0	3	46	H	Missouri St.		3	0	60	H	Pacific		3	0	147	H	UC Davis	3	0					
10	H	Washington		2	3							63	A	Cal Poly		3	1	155	H	Utah Valley	3	0					
14	H	Kansas St.		1	3							67	H	Northern Ill.		3	0	163	H	UC Irvine	3	1					
												73	A	UC Santa Barbara		3	0	264	A	UC Riverside	3	0					
												98	H	Pepperdine		3	0	264	H	UC Riverside	3	0					
												98	H	Pepperdine		3	1	278	A	Cal St. Fullerton	3	0					
																		278	H	Cal St. Fullerton	3	0					
						LAST 10 GAMES																					
						278 A Cal St. Fullerton						3	0	136 A CSUN						3	0						
						264 A UC Riverside						3	0	264 H UC Riverside						3	0						
						147 H UC Davis						3	0	278 H Cal St. Fullerton						3	0						
						163 H UC Irvine						3	1	63 A Cal Poly						3	1						
						55 A Long Beach St.						2	3	73 A UC Santa Barbara						3	0						

Non-Div. I Games:

Hawaii

Average RPI Win:	177	WON-LOST RECORD	WINNING PCT. RANK	LAST 10 GAMES	STRENGTH OF SCHEDULE	OPP. STRENGTH OF SCHEDULE	TEAM RPI	ADJ RPI	CONF. RPI	ADJ CONF. RPI				
DIV. I ONLY		19- 4	.82609	20	9- 1	89	134	42	.61695	41	22	22		
DIV. I NON-CONF.		9- 3	.75	50	0- 0	7	69	20	.67031	20	19	19		
<hr/>														
TOTALS	RPI 1-25	RPI 26-50		W-L RECORDS		RPI 51-100		RPI 101-150		RPI 150+				
19- 4	0- 2	3- 1		OVERALL		2- 1		2- 0		12- 0				
6- 2	0- 0	1- 1		HOME		0- 1		1- 0		4- 0				
10- 0	0- 0	2- 0		AWAY		2- 0		0- 0		6- 0				
3- 2	0- 2	0- 0		NEUTRAL		0- 0		1- 0		2- 0				
9- 3	0- 2	3- 1		NON-CONFERENCE		1- 0		2- 0		3- 0				
2- 1	0- 0	1- 1		HOME		0- 0		1- 0		0- 0				
4- 0	0- 0	2- 0		AWAY		1- 0		0- 0		1- 0				
3- 2	0- 2	0- 0		NEUTRAL		0- 0		1- 0		2- 0				
10- 1	0- 0	0- 0		CONFERENCE		1- 1		0- 0		9- 0				
4- 1	0- 0	0- 0		HOME		0- 1		0- 0		4- 0				
6- 0	0- 0	0- 0		AWAY		1- 0		0- 0		5- 0				
0- 0	0- 0	0- 0		NEUTRAL		0- 0		0- 0		0- 0				
<hr/>														
RPI S	Opponent	Score	RPI S	Opponent	Score	RPI S	Opponent	Score	RPI S	Opponent	Score			
11 N	Michigan	0 3	30 A	Pittsburgh	3 1	68 H	Arkansas St.	2 3	106 N	American	3 0			
17 N	Purdue	0 3	43 A	Notre Dame	3 0	72 A	Texas St.	3 1	126 H	North Florida	3 0			
			48 H	Georgia Tech	2 3	90 A	Miami (FL)	3 0	166 N	Howard	3 0			
			48 H	Georgia Tech	3 1				177 A	UT Arlington	3 0			
									182 A	South Ala.	3 0			
									213 H	Little Rock	3 0			
									217 N	Florida A&M	3 0			
									220 A	FIU	3 0			
									242 A	Georgia St.	3 0			
									275 A	Troy	3 0			
									277 H	La.-Monroe	3 0			
									286 H	UL Lafayette	3 0			
									297 A	Appalachian St.	3 0			
									297 H	Appalachian St.	3 1			
<hr/>														
LAST 10 GAMES														
275 A Troy						3	0	297 A Appalachian St.					3	0
182 A South Ala.						3	0	242 A Georgia St.					3	0
277 H La.-Monroe						3	0	177 A UT Arlington					3	0
286 H UL Lafayette						3	0	72 A Texas St.					3	1
297 H Appalachian St.						3	1	68 H Arkansas St.					2	3

Non-Div. I Games:

Coastal Caro.

Average RPI Win:		139	WON-LOST		WINNING		LAST 10		STRENGTH OF		OPP. STRENGTH		TEAM	ADJ		CONF.	ADJ CONF.	
Average RPI Loss:		41	RECORD		PCT. RANK		GAMES		SCHEDULE		OF SCHEDULE		RPI	RPI		RPI	RPI	
DIV. I ONLY			15- 8		.65217		90		20		75		41		.61465		42	
DIV. I NON-CONF.			5- 6		.45455		197		53		51		96		.55681		95	
TOTALS		RPI 1-25		RPI 26-50		W-L RECORDS		RPI 51-100		RPI 101-150		RPI 150+						
15- 8		0- 2		1- 4		OVERALL		6- 2		1- 0		7- 0						
5- 2		0- 0		0- 2		HOME		3- 0		0- 0		2- 0						
7- 3		0- 1		1- 1		AWAY		3- 1		1- 0		2- 0						
3- 3		0- 1		0- 1		NEUTRAL		0- 1		0- 0		3- 0						
5- 6		0- 2		1- 2		NON-CONFERENCE		0- 2		0- 0		4- 0						
1- 1		0- 0		0- 1		HOME		0- 0		0- 0		1- 0						
1- 2		0- 1		1- 0		AWAY		0- 1		0- 0		0- 0						
3- 3		0- 1		0- 1		NEUTRAL		0- 1		0- 0		3- 0						
10- 2		0- 0		0- 2		CONFERENCE		6- 0		1- 0		3- 0						
4- 1		0- 0		0- 1		HOME		3- 0		0- 0		1- 0						
6- 1		0- 0		0- 1		AWAY		3- 0		1- 0		2- 0						
0- 0		0- 0		0- 0		NEUTRAL		0- 0		0- 0		0- 0						
RPI	S	Opponent		Score		RPI	S	Opponent		Score		RPI	S	Opponent		Score		
12	N	Michigan St.		0	3	31	N	Marquette		1	3	58	A	Tulane		3	2	
19	A	Western Ky.		0	3	35	A	Wichita St.		3	1	58	H	IUPUI		3	0	
						36	H	Miami (OH)		0	3	62	N	Southern Ill.		2	3	
						45	A	SMU		2	3	74	A	Tulsa		3	2	
						49	H	Temple		0	3	77	A	Tennessee		1	3	
												87	A	South Fla.		3	0	
												87	H	South Fla.		3	0	
												93	H	UConn		3	2	
															</			

Non-Div. I Games:

Cincinnati

Average RPI Win: 142		WON-LOST	WINNING	LAST 10	STRENGTH OF		OPP. STRENGTH	TEAM	ADJ	CONF.	ADJ CONF.
Average RPI Loss: 33		RECORD	PCT. RANK	GAMES	SCHEDULE		OF SCHEDULE	RPI	RPI	RPI	RPI
DIV. I ONLY		18-6	.75	37	7-3		61	56	40	.6137	43
DIV. I NON-CONF.		9-3	.75	50	0-0		44	63	36	.62981	36
TOTALS		RPI 1-25	RPI 26-50		W-L RECORDS		RPI 51-100		RPI 101-150		RPI 150+
18-6		0-4	2-1		OVERALL		5-1		3-0		8-0
8-5		0-3	1-1		HOME		2-1		2-0		3-0
6-1		0-1	1-0		AWAY		1-0		1-0		3-0
4-0		0-0	0-0		NEUTRAL		2-0		0-0		2-0
9-3		0-2	1-1		NON-CONFERENCE		2-0		2-0		4-0
4-2		0-1	1-1		HOME		0-0		1-0		2-0
1-1		0-1	0-0		AWAY		0-0		1-0		0-0
4-0		0-0	0-0		NEUTRAL		2-0		0-0		2-0
9-3		0-2	1-0		CONFERENCE		3-1		1-0		4-0
4-3		0-2	0-0		HOME		2-1		1-0		1-0
5-0		0-0	1-0		AWAY		1-0		0-0		3-0
0-0		0-0	0-0		NEUTRAL		0-0		0-0		0-0
RPI S	Opponent	Score	RPI S	Opponent	Score	RPI S	Opponent	Score	RPI S	Opponent	Score
12 A	Michigan St.	0 3	30 A	Pittsburgh	3 0	80 N	San Diego St.	3 0	133 A	Rhode Island	3 1
13 H	North Carolina	2 3	38 H	Cleveland St.	3 0	82 N	DePaul	3 2	142 H	Louisville	3 0
17 H	Purdue	1 3	41 H	Coastal Caro.	0 3	84 H	Duke	3 1	150 H	Seton Hall	3 0
23 H	Florida St.	1 3				90 A	Miami (FL)	3 0	166 H	Howard	3 2
						90 H	Miami (FL)	2 3	173 A	Virginia Tech	3 0
						91 H	North Carolina St.	3 0	197 A	Syracuse	3 0
									198 H	Western Mich.	3 0
									210 N	UMES	3 0
									223 H	Wake Forest	3 1
									228 A	Boston College	3 0
									246 N	Stony Brook	3 0
LAST 10 GAMES											
23 H	Florida St.	1 3	13 H	North Carolina	2 3						
90 H	Miami (FL)	2 3	228 A	Boston College	3 0						
173 A	Virginia Tech	3 0	197 A	Syracuse	3 0						
30 A	Pittsburgh	3 0	223 H	Wake Forest	3 1						
91 H	North Carolina St.	3 0	84 H	Duke	3 1						

Non-Div. I Games:

Notre Dame

Average RPI Win:		126	WON-LOST RECORD		WINNING PCT. RANK		LAST 10 GAMES		STRENGTH OF SCHEDULE		OPP. STRENGTH OF SCHEDULE		TEAM RPI		ADJ RPI		CONF. RPI		ADJ CONF. RPI			
Average RPI Loss:		23																				
DIV. I ONLY			12- 9		.57143 136		5- 5		15		16		45		.61336 44		3		3			
DIV. I NON-CONF.			8- 4		.66667 86		1- 0		46		54		43		.61463 43		3		3			
TOTALS		RPI 1-25		RPI 26-50		W-L RECORDS		RPI 51-100		RPI 101-150		RPI 150+										
12- 9		1- 5		3- 4		OVERALL		2- 0		2- 0		4- 0										
6- 4		1- 2		1- 2		HOME		1- 0		1- 0		2- 0										
4- 5		0- 3		1- 2		AWAY		1- 0		1- 0		1- 0										
2- 0		0- 0		1- 0		NEUTRAL		0- 0		0- 0		1- 0										
8- 4		0- 2		2- 2		NON-CONFERENCE		2- 0		0- 0		4- 0										
4- 1		0- 1		1- 0		HOME		1- 0		0- 0		2- 0										
2- 3		0- 1		0- 2		AWAY		1- 0		0- 0		1- 0										
2- 0		0- 0		1- 0		NEUTRAL		0- 0		0- 0		1- 0										
4- 5		1- 3		1- 2		CONFERENCE		0- 0		2- 0		0- 0										
2- 3		1- 1		0- 2		HOME		0- 0		1- 0		0- 0										
2- 2		0- 2		1- 0		AWAY		0- 0		1- 0		0- 0										
0- 0		0- 0		0- 0		NEUTRAL		0- 0		0- 0		0- 0										
RPI	S	Opponent		Score		RPI	S	Opponent		Score		RPI	S	Opponent		Score						
1	A	Nebraska		0	3	31	A	Marquette		0	3	51	H	Iowa		3	0	123	A	West Virginia	3	2
3	A	Texas		2	3	34	H	Baylor		2	3	92	A	South Dakota		3	0	130	H	Texas Tech	3	0
14	A	Kansas St.		1	3	35	H	Wichita St.		3	0							197	N	Syracuse	3	0
14	H	Kansas St.		3	1	39	A	TCU		3	0							234	H	North Dakota St.	3	0
16	H	Kansas		1	3	39	H	TCU		2	3							267	H	Montana	3	0
20	H	Creighton		1	3	46	N	Missouri St.		3	0							283	A	Omaha	3	0
						47	A	UNI		2	3											
						LAST 10 GAMES																
						14	H	Kansas St.		3	1	3	A	Texas		2	3					
						39	A	TCU		3	0	16	H	Kansas		1	3					
						34	H	Baylor		2	3	123	A	West Virginia		3	2					
						130	H	Texas Tech		3	0	39	H	TCU		2	3					
						92	A	South Dakota		3	0	14	A	Kansas St.		1	3					

Non-Div. I Games:

SMU

Average RPI Win:		147	WON-LOST RECORD		WINNING PCT. RANK		LAST 10 GAMES		STRENGTH OF SCHEDULE		OPP. STRENGTH OF SCHEDULE		TEAM RPI		ADJ RPI		CONF. RPI		ADJ CONF. RPI	
DIV. I ONLY			19- 7		.73077 48		10- 0		77		66		47		.60492 46		12		11	
DIV. I NON-CONF.			9- 5		.64286 105		0- 0		94		25		63		.58495 58		11		11	
TOTALS		RPI 1-25		RPI 26-50		W-L RECORDS		RPI 51-100		RPI 101-150		RPI 150+								
19- 7		1- 1		3- 4		OVERALL		3- 2		2- 0		10- 0								
9- 2		1- 0		1- 1		HOME		0- 1		1- 0		6- 0								
7- 2		0- 0		2- 2		AWAY		2- 0		1- 0		2- 0								
3- 3		0- 1		0- 1		NEUTRAL		1- 1		0- 0		2- 0								
9- 5		1- 1		0- 3		NON-CONFERENCE		3- 1		0- 0		5- 0								
4- 0		1- 0		0- 0		HOME		0- 0		0- 0		3- 0								
2- 2		0- 0		0- 2		AWAY		2- 0		0- 0		0- 0								
3- 3		0- 1		0- 1		NEUTRAL		1- 1		0- 0		2- 0								
10- 2		0- 0		3- 1		CONFERENCE		0- 1		2- 0		5- 0								
5- 2		0- 0		1- 1		HOME		0- 1		1- 0		3- 0								
5- 0		0- 0		2- 0		AWAY		0- 0		1- 0		2- 0								
0- 0		0- 0		0- 0		NEUTRAL		0- 0		0- 0		0- 0								
RPI	S	Opponent		Score		RPI	S	Opponent		Score		RPI	S	Opponent		Score				
8	N	UCLA		1	3	31	A	Marquette		1	3	52	A	Illinois		3	2			
25	H	Ohio St.		3	2	35	A	Wichita St.		3	1	60	N	Pacific		3	0			
						35	H	Wichita St.		2	3	62	H	Southern Ill.		2	3			
						40	A	Hawaii		0	3	68	A	Arkansas St.		3	1			
						44	N	Iowa St.		0	3	82	N	Xavier		2	3			
						47	A	UNI		3	2									
						47	H	UNI		3	1									
						LAST 10 GAMES														
						47	H	UNI		3	1	249	H	Evansville		3	0			
						193	H	Drake		3	0	144	H	Loyola Chicago		3	0			
						35	A	Wichita St.		3	1	271	H	Bradley		3	0			
						214	A	Indiana St.		3	0	193	A	Drake		3	2			
						108	A	Illinois St.		3	2	47	A	UNI		3	2			

Non-Div. I Games:

Missouri St.

UNI				Through Games Of Oct. 30, 2016											
Average RPI Win:	150	WON-LOST RECORD	WINNING PCT. RANK	LAST 10 GAMES	STRENGTH OF SCHEDULE	OPP. STRENGTH OF SCHEDULE	TEAM RPI	ADJ RPI	CONF. RPI	ADJ CONF. RPI					
DIV. I ONLY		18- 8	.69231	71	8- 2	70	53	51	.60309	47	12	11			
DIV. I NON-CONF.		9- 4	.69231	74	0- 0	64	18	45	.61543	42	11	11			
<hr/>															
TOTALS	RPI 1-25	RPI 26-50		W-L RECORDS		RPI 51-100		RPI 101-150		RPI 150+					
18- 8	1- 3	4- 3		OVERALL		2- 1		1- 1		10- 0					
8- 2	0- 0	2- 1		HOME		1- 0		0- 1		5- 0					
6- 5	0- 2	1- 2		AWAY		0- 1		1- 0		4- 0					
4- 1	1- 1	1- 0		NEUTRAL		1- 0		0- 0		1- 0					
<hr/>															
9- 4	1- 3	2- 1		NON-CONFERENCE		1- 0		0- 0		5- 0					
4- 0	0- 0	1- 0		HOME		0- 0		0- 0		3- 0					
1- 3	0- 2	0- 1		AWAY		0- 0		0- 0		1- 0					
4- 1	1- 1	1- 0		NEUTRAL		1- 0		0- 0		1- 0					
<hr/>															
9- 4	0- 0	2- 2		CONFERENCE		1- 1		1- 1		5- 0					
4- 2	0- 0	1- 1		HOME		1- 0		0- 1		2- 0					
5- 2	0- 0	1- 1		AWAY		0- 1		1- 0		3- 0					
0- 0	0- 0	0- 0		NEUTRAL		0- 0		0- 0		0- 0					
<hr/>															
RPI S	Opponent	Score		RPI S	Opponent	Score		RPI S	Opponent	Score		RPI S	Opponent	Score	
11 A	Michigan	0	3	27 A	Southern California	1	3	62 A	Southern Ill.	2	3	108 H	Illinois St.	2	3
15 N	Kentucky	3	0	35 A	Wichita St.	3	0	62 H	Southern Ill.	3	1	144 A	Loyola Chicago	3	2
16 A	Kansas	0	3	35 H	Wichita St.	3	1	99 N	Saint Louis	3	0	151 H	Northwestern	3	0
20 N	Creighton	0	3	36 N	Miami (OH)	3	0					180 A	UMKC	3	1
				44 H	Iowa St.	3	2					193 A	Drake	3	0
				46 A	Missouri St.	1	3					197 H	Syracuse	3	0
				46 H	Missouri St.	2	3					214 H	Indiana St.	3	1
												234 H	North Dakota St.	3	0
												249 A	Evansville	3	0
												249 H	Evansville	3	0
												271 A	Bradley	3	0
												283 N	Omaha	3	0
<hr/>															
				LAST 10 GAMES											
				46 A Missouri St.				1	3	271 A Bradley				3	0
				35 A Wichita St.				3	0	193 A Drake				3	0
				62 H Southern Ill.				3	1	214 H Indiana St.				3	1
				249 H Evansville				3	0	35 H Wichita St.				3	1
				144 A Loyola Chicago				3	2	46 H Missouri St.				2	3

Non-Div. I Games:

UNI

[illegible]

Non-Div. I Games:

Georgia Tech

Average RPI Win:	149	WON-LOST	WINNING	LAST 10	STRENGTH OF	OPP. STRENGTH	TEAM	ADJ	CONF.	ADJ CONF.	
Average RPI Loss:	87	RECORD	PCT. RANK	GAMES	SCHEDULE	OF SCHEDULE	RPI	RPI	RPI	RPI	
DIV. I ONLY	16- 6	.72727	50	8- 2	71	90	48	.59905	49	6	6
DIV. I NON-CONF.	7- 3	.7	71	0- 0	137	102	83	.56337	83	10	10
<hr/>											
TOTALS	RPI 1-25	RPI 26-50		W-L RECORDS	RPI 51-100		RPI 101-150		RPI 150+		
16- 6	0- 0	2- 1		OVERALL	4- 3		1- 1		9- 1		
7- 4	0- 0	0- 1		HOME	1- 2		1- 1		5- 0		
8- 0	0- 0	2- 0		AWAY	2- 0		0- 0		4- 0		
1- 2	0- 0	0- 0		NEUTRAL	1- 1		0- 0		0- 1		
<hr/>											
7- 3	0- 0	0- 1		NON-CONFERENCE	1- 1		1- 0		5- 1		
4- 1	0- 0	0- 1		HOME	0- 0		1- 0		3- 0		
2- 0	0- 0	0- 0		AWAY	0- 0		0- 0		2- 0		
1- 2	0- 0	0- 0		NEUTRAL	1- 1		0- 0		0- 1		
<hr/>											
9- 3	0- 0	2- 0		CONFERENCE	3- 2		0- 1		4- 0		
3- 3	0- 0	0- 0		HOME	1- 2		0- 1		2- 0		
6- 0	0- 0	2- 0		AWAY	2- 0		0- 0		2- 0		
0- 0	0- 0	0- 0		NEUTRAL	0- 0		0- 0		0- 0		
<hr/>											
RPI S	Opponent	Score	RPI S	Opponent	Score	RPI S	Opponent	Score	RPI S	Opponent	Score
			38 H	Cleveland St.	2 3	56 N	Villanova	3 0	105 H	Tulane	2 3
			42 A	Cincinnati	3 0	58 H	UCF	2 3	110 H	Northern Ariz.	3 1
			45 A	SMU	3 2	59 N	Alabama	1 3	171 A	East Carolina	3 1
						74 A	Tulsa	3 0	173 N	Virginia Tech	2 3
						87 H	South Fla.	0 3	174 H	New Hampshire	3 1
						93 A	UConn	3 2	185 H	Rutgers	3 0
						93 H	UConn	3 0	187 A	Penn	3 0
									191 A	Memphis	3 2
									191 H	Memphis	3 2
									211 H	Houston	3 1
									265 A	La Salle	3 1
									299 H	Hampton	3 0
<hr/>											
LAST 10 GAMES											
			191 H	Memphis	3 2	87 H	South Fla.	0 3			
			93 H	UConn	3 0	45 A	SMU	3 2			
			42 A	Cincinnati	3 0	74 A	Tulsa	3 0			
			171 A	East Carolina	3 1	191 A	Memphis	3 2			
			58 H	UCF	2 3	93 A	UConn	3 2			

Non-Div. I Games:

Temple

Average RPI Win:		152	WON-LOST		WINNING		LAST 10		STRENGTH OF		OPP. STRENGTH		TEAM		ADJ		CONF.		ADJ CONF.				
Average RPI Loss:		30	RECORD		PCT. RANK		GAMES		SCHEDULE		OF SCHEDULE		RPI		RPI		RPI		RPI				
DIV. I ONLY			15- 10		.6 122		3- 7		31		42		49		.59875 50		1 1		1 1				
DIV. I NON-CONF.			11- 2		.84615 23		0- 0		65		149		35		.63068 35		1 1		1 1				
TOTALS		RPI 1-25		RPI 26-50		W-L RECORDS		RPI 51-100		RPI 101-150		RPI 150+											
15- 10		1- 6		1- 0		OVERALL		2- 4		1- 0		10- 0											
8- 5		1- 4		1- 0		HOME		1- 1		1- 0		4- 0											
2- 5		0- 2		0- 0		AWAY		0- 3		0- 0		2- 0											
5- 0		0- 0		0- 0		NEUTRAL		1- 0		0- 0		4- 0											
11- 2		0- 0		1- 0		NON-CONFERENCE		2- 2		1- 0		7- 0											
5- 1		0- 0		1- 0		HOME		1- 1		1- 0		2- 0											
1- 1		0- 0		0- 0		AWAY		0- 1		0- 0		1- 0											
5- 0		0- 0		0- 0		NEUTRAL		1- 0		0- 0		4- 0											
4- 8		1- 6		0- 0		CONFERENCE		0- 2		0- 0		3- 0											
3- 4		1- 4		0- 0		HOME		0- 0		0- 0		2- 0											
1- 4		0- 2		0- 0		AWAY		0- 2		0- 0		1- 0											
0- 0		0- 0		0- 0		NEUTRAL		0- 0		0- 0		0- 0											
RPI	S	Opponent		Score		RPI	S	Opponent		Score		RPI	S	Opponent		Score							
1	A	Nebraska		0 3		38	H	Cleveland St.		3 0		51	A	Iowa		0 3		129	H	Northern Ky.		3 0	
2	H	Wisconsin		0 3								52	A	Illinois		0 3		151	A	Northwestern		3 0	
4	H	Minnesota		0 3								66	A	FGCU		2 3		151	H	Northwestern		3 1	
11	H	Michigan		3 1								68	H	Arkansas St.		1 3		169	H	IUPUI		3 0	
12	H	Michigan St.		0 3								79	N	Princeton		3 0		178	N	Columbia		3 0	
17	A	Purdue		0 3								94	H	Marshall		3 1		182	N	South Ala.		3 0	
24	H	Penn St.		0 3														185	H	Rutgers		3 1	
																		195	N	Campbell		3 2	
																		206	N	Marist		3 0	
																		249	H	Evansville		3 0	
																		261	A	San Francisco		3 1	
						LAST 10 GAMES																	
						11 H Michigan 3 1						185 H Rutgers 3 1											
						12 H Michigan St. 0 3						51 A Iowa 0 3											
						151 A Northwestern 3 0						1 A Nebraska 0 3											
						52 A Illinois 0 3						2 H Wisconsin 0 3											
						24 H Penn St. 0 3						4 H Minnesota 0 3											

Non-Div. I Games:

Indiana

Average RPI Win: 135		WON-LOST RECORD	WINNING PCT. RANK	LAST 10 GAMES	STRENGTH OF SCHEDULE	OPP. STRENGTH OF SCHEDULE	TEAM RPI	ADJ RPI	CONF. RPI	ADJ CONF. RPI					
Average RPI Loss: 32															
DIV. I ONLY		17- 7	.70833	59	7- 3	97	27	50	.5986	51	1	1			
DIV. I NON-CONF.		10- 2	.83333	27	0- 0	180	101	58	.5824	60	1	1			
<hr/>															
TOTALS		RPI 1-25	RPI 26-50		W-L RECORDS		RPI 51-100		RPI 101-150		RPI 150+				
17- 7		1- 5	1- 1		OVERALL		7- 0		2- 1		6- 0				
10- 3		1- 2	1- 0		HOME		4- 0		1- 1		3- 0				
3- 4		0- 3	0- 1		AWAY		2- 0		0- 0		1- 0				
4- 0		0- 0	0- 0		NEUTRAL		1- 0		1- 0		2- 0				
10- 2		0- 0	0- 1		NON-CONFERENCE		4- 0		2- 1		4- 0				
5- 1		0- 0	0- 0		HOME		2- 0		1- 1		2- 0				
1- 1		0- 0	0- 1		AWAY		1- 0		0- 0		0- 0				
4- 0		0- 0	0- 0		NEUTRAL		1- 0		1- 0		2- 0				
7- 5		1- 5	1- 0		CONFERENCE		3- 0		0- 0		2- 0				
5- 2		1- 2	1- 0		HOME		2- 0		0- 0		1- 0				
2- 3		0- 3	0- 0		AWAY		1- 0		0- 0		1- 0				
0- 0		0- 0	0- 0		NEUTRAL		0- 0		0- 0		0- 0				
RPI	S	Opponent	Score	RPI	S	Opponent	Score	RPI	S	Opponent	Score	RPI	S	Opponent	Score
2	H	Wisconsin	0 3	44	A	Iowa St.	0 3	52	H	Illinois	3 2	120	H	Arizona St.	3 0
4	H	Minnesota	2 3	50	H	Indiana	3 0	67	A	Northern Ill.	3 0	124	H	Butler	0 3
11	A	Michigan	1 3					82	N	DePaul	3 0	144	N	Loyola Chicago	3 1
12	A	Michigan St.	0 3					92	H	South Dakota	3 0	151	A	Northwestern	3 0
17	H	Purdue	3 2					95	A	Maryland	3 0	151	H	Northwestern	3 1
25	A	Ohio St.	0 3					95	H	Maryland	3 0	234	N	North Dakota St.	3 0
								100	H	Oakland	3 0	266	H	Lamar University	3 0
												267	N	Montana	3 0
												304	H	Western Ill.	3 1
				LAST 10 GAMES											
				52	H	Illinois	3 2	95	A	Maryland	3 0				
				151	H	Northwestern	3 1	50	H	Indiana	3 0				
				2	H	Wisconsin	0 3	17	H	Purdue	3 2				
				4	H	Minnesota	2 3	151	A	Northwestern	3 0				
				25	A	Ohio St.	0 3	95	H	Maryland	3 0				

Non-Div. I Games:

Iowa

Average RPI Win: 130		WON-LOST	WINNING	LAST 10	STRENGTH OF		OPP. STRENGTH	TEAM	ADJ	CONF.	ADJ CONF.
Average RPI Loss: 23		RECORD	PCT. RANK	GAMES	SCHEDULE		OF SCHEDULE	RPI	RPI	RPI	RPI
DIV. I ONLY		14- 9	.6087	113	59		5	53	.59579	52	1
DIV. I NON-CONF.		7- 4	.63636	110	121		24	82	.56429	82	1
TOTALS		RPI 1-25	RPI 26-50		W-L RECORDS		RPI 51-100		RPI 101-150		RPI 150+
14- 9		2- 5	1- 2		OVERALL		3- 2		0- 0		8- 0
6- 3		1- 2	1- 1		HOME		1- 0		0- 0		3- 0
4- 5		1- 2	0- 1		AWAY		2- 2		0- 0		1- 0
4- 1		0- 1	0- 0		NEUTRAL		0- 0		0- 0		4- 0
7- 4		0- 1	0- 2		NON-CONFERENCE		2- 1		0- 0		5- 0
2- 1		0- 0	0- 1		HOME		1- 0		0- 0		1- 0
1- 2		0- 0	0- 1		AWAY		1- 1		0- 0		0- 0
4- 1		0- 1	0- 0		NEUTRAL		0- 0		0- 0		4- 0
7- 5		2- 4	1- 0		CONFERENCE		1- 1		0- 0		3- 0
4- 2		1- 2	1- 0		HOME		0- 0		0- 0		2- 0
3- 3		1- 2	0- 0		AWAY		1- 1		0- 0		1- 0
0- 0		0- 0	0- 0		NEUTRAL		0- 0		0- 0		0- 0
RPI S	Opponent	Score	RPI S	Opponent	Score	RPI S	Opponent	Score	RPI S	Opponent	Score
1 A	Nebraska	0 3	26 A	Oregon	0 3	51 A	Iowa	2 3	151 A	Northwestern	3 0
1 H	Nebraska	0 3	46 H	Missouri St.	2 3	53 A	Colorado	2 3	151 H	Northwestern	3 0
2 A	Wisconsin	1 3	50 H	Indiana	3 0	82 H	Xavier	3 1	159 N	Murray St.	3 0
9 N	Stanford	2 3				95 A	Maryland	3 2	165 N	St. Mary's (CA)	3 0
12 H	Michigan St.	3 0				99 A	Saint Louis	3 0	176 H	Arkansas	3 0
17 A	Purdue	3 2							185 H	Rutgers	3 0
17 H	Purdue	2 3							190 N	Belmont	3 0
									283 N	Omaha	3 0
LAST 10 GAMES											
51 A	Iowa	2 3	12 H	Michigan St.	3 0						
1 A	Nebraska	0 3	2 A	Wisconsin	1 3						
17 H	Purdue	2 3	151 A	Northwestern	3 0						
50 H	Indiana	3 0	95 A	Maryland	3 2						
151 H	Northwestern	3 0	1 H	Nebraska	0 3						

Non-Div. I Games:

Illinois

Average RPI Win:	108	WON-LOST RECORD	WINNING PCT. RANK	LAST 10 GAMES	STRENGTH OF SCHEDULE	OPP. STRENGTH OF SCHEDULE	TEAM RPI	ADJ RPI	CONF. RPI	ADJ CONF. RPI
DIV. I ONLY		12- 10	.54545 151	3- 7	32	15	57	.59454 53	2	2
DIV. I NON-CONF.		8- 2	.8 38	0- 0	113	74	49	.60662 48	2	2
<hr/>										
TOTALS	RPI 1-25	RPI 26-50		W-L RECORDS	RPI 51-100		RPI 101-150		RPI 150+	
12- 10	2- 5	2- 3		OVERALL	3- 0		2- 2		3- 0	
8- 3	2- 1	1- 2		HOME	2- 0		1- 0		2- 0	
1- 7	0- 4	1- 1		AWAY	0- 0		0- 2		0- 0	
3- 0	0- 0	0- 0		NEUTRAL	1- 0		1- 0		1- 0	
8- 2	1- 1	0- 0		NON-CONFERENCE	3- 0		1- 1		3- 0	
5- 0	1- 0	0- 0		HOME	2- 0		0- 0		2- 0	
0- 2	0- 1	0- 0		AWAY	0- 0		0- 1		0- 0	
3- 0	0- 0	0- 0		NEUTRAL	1- 0		1- 0		1- 0	
4- 8	1- 4	2- 3		CONFERENCE	0- 0		1- 1		0- 0	
3- 3	1- 1	1- 2		HOME	0- 0		1- 0		0- 0	
1- 5	0- 3	1- 1		AWAY	0- 0		0- 1		0- 0	
0- 0	0- 0	0- 0		NEUTRAL	0- 0		0- 0		0- 0	
<hr/>										
RPI S	Opponent	Score		RPI S	Opponent	Score		RPI S	Opponent	Score
5 A	San Diego	0	3	26 H	Oregon	1	3	52 H	Illinois	3 2
8 A	UCLA	2	3	27 A	Southern California	0	3	55 N	Long Beach St.	3 0
8 H	UCLA	3	1	27 H	Southern California	1	3	57 H	Colorado St.	3 1
9 A	Stanford	1	3	28 A	Washington St.	3	2			
10 A	Washington	0	3	37 H	Arizona	3	2			
21 H	Utah	2	3							
24 H	Penn St.	3	2							

Non-Div. I Games:

Colorado

Average RPI Win: 159		WON-LOST	WINNING	LAST 10	STRENGTH OF		OPP. STRENGTH	TEAM	ADJ		CONF.	ADJ CONF.			
Average RPI Loss: 73		RECORD	PCT. RANK	GAMES	SCHEDULE		OF SCHEDULE	RPI	RPI		RPI	RPI			
DIV. I ONLY		19- 7	.73077	48	85		95	52	.59191		54	9			
DIV. I NON-CONF.		10- 3	.76923	45	139		104	60	.5801		63	12			
TOTALS		RPI 1-25	RPI 26-50		W-L RECORDS		RPI 51-100		RPI 101-150		RPI 150+				
19- 7		0- 2	0- 0		OVERALL		4- 3		5- 2		10- 0				
12- 0		0- 0	0- 0		HOME		4- 0		4- 0		4- 0				
3- 5		0- 1	0- 0		AWAY		0- 3		0- 1		3- 0				
4- 2		0- 1	0- 0		NEUTRAL		0- 0		1- 1		3- 0				
10- 3		0- 2	0- 0		NON-CONFERENCE		0- 0		3- 1		7- 0				
4- 0		0- 0	0- 0		HOME		0- 0		2- 0		2- 0				
2- 1		0- 1	0- 0		AWAY		0- 0		0- 0		2- 0				
4- 2		0- 1	0- 0		NEUTRAL		0- 0		1- 1		3- 0				
9- 4		0- 0	0- 0		CONFERENCE		4- 3		2- 1		3- 0				
8- 0		0- 0	0- 0		HOME		4- 0		2- 0		2- 0				
1- 4		0- 0	0- 0		AWAY		0- 3		0- 1		1- 0				
0- 0		0- 0	0- 0		NEUTRAL		0- 0		0- 0		0- 0				
RPI S	Opponent	Score		RPI S	Opponent	Score		RPI S	Opponent	Score		RPI S	Opponent	Score	
22 A	UNLV	0	3					69 A	Northeastern	0	3	106 H	American	3	0
24 N	Penn St.	1	3					69 H	Northeastern	3	2	114 A	UNCW	1	3
								70 A	James Madison	1	3	114 H	UNCW	3	2
								70 H	James Madison	3	0	125 H	Delaware	3	0
								76 A	Col. of Charleston	1	3	136 N	CSUN	2	3
								76 H	Col. of Charleston	3	1	141 N	Sacramento St.	3	1
								97 H	Towson	3	1	150 H	Seton Hall	3	2
												154 A	Army West Point	3	1
												157 N	CSU Bakersfield	3	1
												183 H	Elon	3	0
												196 N	Valparaiso	3	2
												197 A	Syracuse	3	0
												212 A	William & Mary	3	0
												212 H	William & Mary	3	1
												239 H	Fort Wayne	3	2
												246 H	Stony Brook	3	0
												284 N	Siena	3	0
LAST 10 GAMES															
				76 H	Col. of Charleston	3	1	69 A	Northeastern	0	3				
				114 H	UNCW	3	2	183 H	Elon	3	0				
				69 H	Northeastern	3	2	125 H	Delaware	3	0				
				70 A	James Madison	1	3	97 H	Towson	3	1				
				212 A	William & Mary	3	0	212 H	William & Mary	3	1				

Non-Div. I Games:

Hofstra

Average RPI Win:		112	WON-LOST RECORD		WINNING PCT. RANK		LAST 10 GAMES		STRENGTH OF SCHEDULE		OPP. STRENGTH OF SCHEDULE		TEAM RPI	ADJ RPI		CONF. RPI	ADJ CONF. RPI						
DIV. I ONLY			15- 8		.65217 90		9- 1		62		39		54	.59014 55		11	12						
DIV. I NON-CONF.			6- 7		.46154 189		0- 0		75		15		105	.54636 105		9	9						
TOTALS		RPI 1-25		RPI 26-50		W-L RECORDS		RPI 51-100		RPI 101-150		RPI 150+											
15- 8		0- 2		1- 1		OVERALL		7- 2		5- 2		2- 1											
9- 4		0- 1		1- 1		HOME		5- 0		3- 1		0- 1											
4- 3		0- 1		0- 0		AWAY		2- 1		1- 1		1- 0											
2- 1		0- 0		0- 0		NEUTRAL		0- 1		1- 0		1- 0											
6- 7		0- 2		0- 1		NON-CONFERENCE		3- 2		2- 2		1- 0											
4- 3		0- 1		0- 1		HOME		3- 0		1- 1		0- 0											
0- 3		0- 1		0- 0		AWAY		0- 1		0- 1		0- 0											
2- 1		0- 0		0- 0		NEUTRAL		0- 1		1- 0		1- 0											
9- 1		0- 0		1- 0		CONFERENCE		4- 0		3- 0		1- 1											
5- 1		0- 0		1- 0		HOME		2- 0		2- 0		0- 1											
4- 0		0- 0		0- 0		AWAY		2- 0		1- 0		1- 0											
0- 0		0- 0		0- 0		NEUTRAL		0- 0		0- 0		0- 0											
RPI	S	Opponent		Score		RPI	S	Opponent		Score		RPI	S	Opponent		Score							
5	A	San Diego		1	3	28	H	Washington St.		0	3	53	N	Colorado		0	3						
8	H	UCLA		1	3	40	H	Hawaii		3	2	61	H	Loyola Marymount		3	0						
												63	A	Cal Poly		3	1						
												63	H	Cal Poly		3	0						
												73	A	UC Santa Barbara		3	2						
												73	H	UC Santa Barbara		3	0						
												80	A	San Diego St.		0	3						
												84	H	Duke		3	2						
												98	H	Pepperdine		3	2						
												119 H California						3	1				
												120 H Arizona St.						2	3				
												130 N Texas Tech						3	0				
												136 H CSUN						3	0				
												139 A Portland St.						1	3				
												147 A UC Davis						3	0				
												147 H UC Davis						3	0				
												163 H UC Irvine						2	3				
												186 N San Jose St.						3	2				
												264 A UC Riverside						3	1				
						LAST 10 GAMES																	
						147 H UC Davis						3	0	40 H Hawaii						3	2		
						163 H UC Irvine						2	3	264 A UC Riverside						3	1		
						63 A Cal Poly						3	1	73 H UC Santa Barbara						3	0		
						73 A UC Santa Barbara						3	2	63 H Cal Poly						3	0		
						136 H CSUN						3	0	147 A UC Davis						3	0		

Non-Div. I Games:

Long Beach St.

Average RPI Win:	155	WON-LOST RECORD	WINNING PCT. RANK	LAST 10 GAMES	STRENGTH OF SCHEDULE	OPP. STRENGTH OF SCHEDULE	TEAM RPI	ADJ RPI	CONF. RPI	ADJ CONF. RPI		
DIV. I ONLY		16- 9	.64	95	6- 4	47	102	55	.58907	56	8	8
DIV. I NON-CONF.		9- 4	.69231	74	0- 0	25	154	38	.6199	38	7	7
<hr/>												
TOTALS	RPI 1-25	RPI 26-50		W-L RECORDS		RPI 51-100		RPI 101-150		RPI 150+		
16- 9	0- 3	1- 2		OVERALL		4- 1		2- 1		9- 2		
5- 3	0- 1	0- 1		HOME		1- 0		1- 0		3- 1		
7- 4	0- 1	1- 0		AWAY		1- 1		1- 1		4- 1		
4- 2	0- 1	0- 1		NEUTRAL		2- 0		0- 0		2- 0		
<hr/>												
9- 4	0- 2	0- 1		NON-CONFERENCE		2- 0		1- 0		6- 1		
1- 0	0- 0	0- 0		HOME		0- 0		0- 0		1- 0		
4- 2	0- 1	0- 0		AWAY		0- 0		1- 0		3- 1		
4- 2	0- 1	0- 1		NEUTRAL		2- 0		0- 0		2- 0		
<hr/>												
7- 5	0- 1	1- 1		CONFERENCE		2- 1		1- 1		3- 1		
4- 3	0- 1	0- 1		HOME		1- 0		1- 0		2- 1		
3- 2	0- 0	1- 0		AWAY		1- 1		0- 1		1- 0		
0- 0	0- 0	0- 0		NEUTRAL		0- 0		0- 0		0- 0		
<hr/>												
RPI S	Opponent	Score		RPI S	Opponent	Score		RPI S	Opponent	Score		
10 A	Washington	0	3	31 A	Marquette	3	1	66 N	FGCU	3	0	
19 N	Western Ky.	0	3	31 H	Marquette	0	3	70 N	James Madison	3	0	
20 H	Creighton	1	3	49 N	Temple	0	3	82 A	DePaul	1	3	
								82 A	Xavier	3	1	
								82 H	DePaul	3	0	

Non-Div. I Games:

Villanova

Average RPI Win:		150	WON-LOST RECORD		WINNING PCT. RANK		LAST 10 GAMES		STRENGTH OF SCHEDULE		OPP. STRENGTH OF SCHEDULE		TEAM RPI		ADJ RPI		CONF. RPI		ADJ CONF. RPI						
Average RPI Loss:		64																							
DIV. I ONLY			15- 7		.68182 72		8- 2		92		64		61		.58885 57		7 7								
DIV. I NON-CONF.			6- 5		.54545 151		0- 0		118		56		115		.54306 112		8 8								
TOTALS		RPI 1-25		RPI 26-50		W-L RECORDS		RPI 51-100		RPI 101-150		RPI 150+													
15- 7		1- 1		1- 2		OVERALL		1- 3		7- 0		5- 1													
8- 2		0- 1		0- 1		HOME		1- 0		3- 0		4- 0													
5- 4		1- 0		0- 0		AWAY		0- 3		4- 0		0- 1													
2- 1		0- 0		1- 1		NEUTRAL		0- 0		0- 0		1- 0													
6- 5		0- 1		1- 2		NON-CONFERENCE		0- 2		1- 0		4- 0													
3- 2		0- 1		0- 1		HOME		0- 0		0- 0		3- 0													
1- 2		0- 0		0- 0		AWAY		0- 2		1- 0		0- 0													
2- 1		0- 0		1- 1		NEUTRAL		0- 0		0- 0		1- 0													
9- 2		1- 0		0- 0		CONFERENCE		1- 1		6- 0		1- 1													
5- 0		0- 0		0- 0		HOME		1- 0		3- 0		1- 0													
4- 2		1- 0		0- 0		AWAY		0- 1		3- 0		0- 1													
0- 0		0- 0		0- 0		NEUTRAL		0- 0		0- 0		0- 0													
RPI	S	Opponent		Score		RPI	S	Opponent		Score		RPI	S	Opponent		Score									
3	H	Texas		0	3	30	N	Pittsburgh		2	3	53	A	Colorado		1	3	103	H	Nevada	3 0				
22	A	UNLV		3	1	34	N	Baylor		3	1	71	A	Wyoming		1	3	122	A	Fresno St.	3 0				
						35	H	Wichita St.		0	3	73	A	UC Santa Barbara		0	3	122	H	Fresno St.	3 1				
												80	H	San Diego St.		3	0	127	A	Northern Colo.	3 1				
																		131	A	New Mexico	3 0				
																		143	A	Utah St.	3 0				
																		143	H	Utah St.	3 0				
																		165	H	St. Mary's (CA)	3 0				
																		186	A	San Jose St.	2 3				
																		186	H	San Jose St.	3 0				
																		234	H	North Dakota St.	3 0				
																		310	N	Chicago St.	3 0				
																		323	H	New Orleans	3 0				
						LAST 10 GAMES																			
						143 H Utah St.						3 0	103 H Nevada						3 0						
						71 A Wyoming						1 3	22 A UNLV						3 1						
						122 A Fresno St.						3 0	131 A New Mexico						3 0						
						186 A San Jose St.						2 3	143 A Utah St.						3 0						
						80 H San Diego St.						3 0	186 H San Jose St.						3 0						

Non-Div. I Games:

Colorado St.

Average RPI Win: 175		WON-LOST RECORD		WINNING PCT. RANK		LAST 10 GAMES		STRENGTH OF SCHEDULE		OPP. STRENGTH OF SCHEDULE		TEAM RPI		ADJ RPI		CONF. RPI		ADJ CONF. RPI	
DIV. I ONLY		18- 7		.72 54		6- 4		98		105		58		.58617 58		6		6	
DIV. I NON-CONF.		10- 3		.76923 45		0- 0		177		163		85		.5622 86		10		10	
TOTALS		RPI 1-25		RPI 26-50		W-L RECORDS		RPI 51-100		RPI 101-150		RPI 150+							
18- 7		0- 1		1- 3		OVERALL		3- 1		1- 2		13- 0							
12- 5		0- 1		0- 2		HOME		2- 0		0- 2		10- 0							
3- 2		0- 0		1- 1		AWAY		1- 1		0- 0		1- 0							
3- 0		0- 0		0- 0		NEUTRAL		0- 0		1- 0		2- 0							
10- 3		0- 1		0- 0		NON-CONFERENCE		0- 1		1- 1		9- 0							
8- 2		0- 1		0- 0		HOME		0- 0		0- 1		8- 0							
0- 1		0- 0		0- 0		AWAY		0- 1		0- 0		0- 0							
2- 0		0- 0		0- 0		NEUTRAL		0- 0		1- 0		1- 0							
8- 4		0- 0		1- 3		CONFERENCE		3- 0		0- 1		4- 0							
4- 3		0- 0		0- 2		HOME		2- 0		0- 1		2- 0							
3- 1		0- 0		1- 1		AWAY		1- 0		0- 0		1- 0							
1- 0		0- 0		0- 0		NEUTRAL		0- 0		0- 0		1- 0							
RPI S	Opponent	Score		RPI S	Opponent	Score		RPI S	Opponent	Score		RPI S	Opponent	Score					
23 H	Florida St.	0	3	42 A	Cincinnati	1	3	62 A	Southern Ill.	2	3	105 H	Tulane	0	3				
				42 H	Cincinnati	2	3	74 H	Tulsa	3	0	110 N	Northern Ariz.	3	1				
				45 H	SMU	0	3	87 H	South Fla.	3	0	128 H	LSU	2	3				
				49 A	Temple	3	2	93 A	UConn	3	0	160 H	Seattle	3	0				
												170 H	Fla. Atlantic	3	1				
												171 A	East Carolina	3	1				
												171 H	East Carolina	3	0				
												191 H	Memphis	3	0				
												198 N	Western Mich.	3	0				
												203 H	Kent St.	3	1				
												211 N	Houston	3	0				
												219 H	Central Mich.	3	2				
												246 H	Stony Brook	3	0				
												250 H	UNC Asheville	3	0				
												253 H	Central Ark.	3	1				
												289 H	Stetson	3	0				
				LAST 10 GAMES															
				171 H	East Carolina	3	0	93 A	UConn	3	0								
				42 H	Cincinnati	2	3	105 H	Tulane	0	3								
				45 H	SMU	0	3	211 N	Houston	3	0								
				74 H	Tulsa	3	0	42 A	Cincinnati	1	3								
				49 A	Temple	3	2	171 A	East Carolina	3	1								

Non-Div. I Games:

UCF

Average RPI Win: 164		WON-LOST	WINNING	LAST 10	STRENGTH OF		OPP. STRENGTH	TEAM	ADJ		CONF.	ADJ CONF.
Average RPI Loss: 62		RECORD	PCT. RANK	GAMES	SCHEDULE		OF SCHEDULE	RPI	RPI		RPI	RPI
DIV. I ONLY		15- 9	.625	100	3- 7		50	100	59		.586	59
DIV. I NON-CONF.		11- 2	.84615	23	0- 0		70	196	37		.62509	37
TOTALS		RPI 1-25	RPI 26-50		W-L RECORDS		RPI 51-100		RPI 101-150		RPI 150+	
15- 9		0- 4	2- 0		OVERALL		1- 3		4- 2		8- 0	
9- 4		0- 3	1- 0		HOME		0- 1		4- 0		4- 0	
2- 4		0- 0	0- 0		AWAY		0- 2		0- 2		2- 0	
4- 1		0- 1	1- 0		NEUTRAL		1- 0		0- 0		2- 0	
11- 2		0- 1	1- 0		NON-CONFERENCE		1- 1		3- 0		6- 0	
7- 0		0- 0	0- 0		HOME		0- 0		3- 0		4- 0	
0- 1		0- 0	0- 0		AWAY		0- 1		0- 0		0- 0	
4- 1		0- 1	1- 0		NEUTRAL		1- 0		0- 0		2- 0	
4- 7		0- 3	1- 0		CONFERENCE		0- 2		1- 2		2- 0	
2- 4		0- 3	1- 0		HOME		0- 1		1- 0		0- 0	
2- 3		0- 0	0- 0		AWAY		0- 1		0- 2		2- 0	
0- 0		0- 0	0- 0		NEUTRAL		0- 0		0- 0		0- 0	
RPI S	Opponent	Score	RPI S	Opponent	Score	RPI S	Opponent	Score	RPI S	Opponent	Score	
7 H	Florida	0 3	29 H	Texas A&M	3 2	74 A	Tulsa	2 3	112 A	Auburn	1 3	
15 H	Kentucky	0 3	49 N	Temple	3 1	77 H	Tennessee	0 3	115 H	Southern Miss.	3 2	
18 H	Missouri	2 3				92 N	South Dakota	3 1	121 H	ETSU	3 1	
23 N	Florida St.	2 3				96 A	Ole Miss	1 3	135 H	Samford	3 0	
									138 A	Mississippi St.	2 3	
									138 H	Mississippi St.	3 1	
									167 A	Georgia	3 1	
									173 N	Virginia Tech	3 2	
									176 A	Arkansas	3 0	
									227 H	Ga. Southern	3 0	
									240 H	Lehigh	3 0	
									245 H	Northwestern St.	3 1	
									251 N	Incarnate Word	3 1	
									303 H	Presbyterian	3 2	
			LAST 10 GAMES									
			15 H	Kentucky	0 3	138 H	Mississippi St.	3 1				
			77 H	Tennessee	0 3	112 A	Auburn	1 3				
			96 A	Ole Miss	1 3	138 A	Mississippi St.	2 3				
			176 A	Arkansas	3 0	167 A	Georgia	3 1				
			18 H	Missouri	2 3	7 H	Florida	0 3				

Non-Div. I Games:

Alabama

Average RPI Win:	126	WON-LOST RECORD	WINNING PCT. RANK	LAST 10 GAMES	STRENGTH OF SCHEDULE	OPP. STRENGTH OF SCHEDULE	TEAM RPI	ADJ RPI	CONF. RPI	ADJ CONF. RPI		
DIV. I ONLY		14- 10	.58333	126	6- 4	39	43	56	.58549	60	5	5
DIV. I NON-CONF.		6- 6	.5	168	0- 0	35	35	67	.57799	67	4	4
<hr/>												
TOTALS	RPI 1-25	RPI 26-50		W-L RECORDS		RPI 51-100		RPI 101-150		RPI 150+		
14- 10	0- 4	0- 3		OVERALL		3- 3		8- 0		3- 0		
10- 3	0- 1	0- 0		HOME		2- 2		6- 0		2- 0		
3- 4	0- 2	0- 1		AWAY		1- 1		2- 0		0- 0		
1- 3	0- 1	0- 2		NEUTRAL		0- 0		0- 0		1- 0		
<hr/>												
6- 6	0- 2	0- 3		NON-CONFERENCE		0- 1		5- 0		1- 0		
4- 2	0- 1	0- 0		HOME		0- 1		4- 0		0- 0		
1- 1	0- 0	0- 1		AWAY		0- 0		1- 0		0- 0		
1- 3	0- 1	0- 2		NEUTRAL		0- 0		0- 0		1- 0		
<hr/>												
8- 4	0- 2	0- 0		CONFERENCE		3- 2		3- 0		2- 0		
6- 1	0- 0	0- 0		HOME		2- 1		2- 0		2- 0		
2- 3	0- 2	0- 0		AWAY		1- 1		1- 0		0- 0		
0- 0	0- 0	0- 0		NEUTRAL		0- 0		0- 0		0- 0		
<hr/>												
RPI S	Opponent	Score	RPI S	Opponent	Score	RPI S	Opponent	Score	RPI S	Opponent	Score	
5 A	San Diego	2 <div>3</div>	40 A	Hawaii	0 <div>3</div>	61 A	Loyola Marymount	3 2	109 A	Santa Clara	3 2	
6 A	BYU	0 <div>3</div>	46 N	Missouri St.	0 <div>3</div>	61 H	Loyola Marymount	3 2	109 H	Santa Clara	3 0	
8 N	UCLA	1 <div>3</div>	48 N	Georgia Tech	1 <div>3</div>	81 H	Gonzaga	3 0	112 A	Auburn	3 0	
9 H	Stanford	0 <div>3</div>				92 H	South Dakota	1 <div>3</div>	113 H	Oregon St.	3 2	
						98 A	Pepperdine	2 <div>3</div>	116 H	Portland	3 1	
						98 H	Pepperdine	0 <div>3</div>	119 H	California	3 0	
									123 H	West Virginia	3 1	
									127 H	Northern Colo.	3 2	
									165 H	St. Mary's (CA)	3 0	
									207 N	Furman	3 1	
									261 H	San Francisco	3 0	
<hr/>												
			LAST 10 GAMES									
			98 A	Pepperdine	2 <div>3</div>	6 A	BYU	0 <div>3</div>				
			61 A	Loyola Marymount	3 2	5 A	San Diego	2 <div>3</div>				
			261 H	San Francisco	3 0	61 H	Loyola Marymount	3 2				
			109 H	Santa Clara	3 0	98 H	Pepperdine	0 <div>3</div>				
			165 H	St. Mary's (CA)	3 0	109 A	Santa Clara	3 2				

Non-Div. I Games:

Pacific

Average RPI Win:		154	WON-LOST RECORD		WINNING PCT. RANK		LAST 10 GAMES		STRENGTH OF SCHEDULE		OPP. STRENGTH OF SCHEDULE		TEAM RPI		ADJ RPI		CONF. RPI		ADJ CONF. RPI				
Average RPI Loss:		46																					
DIV. I ONLY			15- 9		.625 100		5- 5		54		73		60		.58413 61		5		5				
DIV. I NON-CONF.			9- 3		.75 50		0- 0		68		112		41		.60984 45		4		4				
TOTALS		RPI 1-25		RPI 26-50		W-L RECORDS		RPI 51-100		RPI 101-150		RPI 150+											
15- 9		0- 4		1- 0		OVERALL		3- 4		4- 1		7- 0											
6- 4		0- 2		0- 0		HOME		1- 2		2- 0		3- 0											
5- 5		0- 2		1- 0		AWAY		1- 2		1- 1		2- 0											
4- 0		0- 0		0- 0		NEUTRAL		1- 0		1- 0		2- 0											
9- 3		0- 1		1- 0		NON-CONFERENCE		2- 1		2- 1		4- 0											
4- 1		0- 1		0- 0		HOME		1- 0		1- 0		2- 0											
1- 2		0- 0		1- 0		AWAY		0- 1		0- 1		0- 0											
4- 0		0- 0		0- 0		NEUTRAL		1- 0		1- 0		2- 0											
6- 6		0- 3		0- 0		CONFERENCE		1- 3		2- 0		3- 0											
2- 3		0- 1		0- 0		HOME		0- 2		1- 0		1- 0											
4- 3		0- 2		0- 0		AWAY		1- 1		1- 0		2- 0											
0- 0		0- 0		0- 0		NEUTRAL		0- 0		0- 0		0- 0											
RPI	S	Opponent		Score		RPI	S	Opponent		Score		RPI	S	Opponent		Score							
5	A	San Diego		1	3	33	A	Dayton		3	0	55	A	Long Beach St.		0	3	108	H	Illinois St.	3	1	
5	H	San Diego		2	3							60	A	Pacific		2	3	109	A	Santa Clara	3	0	
6	A	BYU		2	3							60	H	Pacific		2	3	116	H	Portland	3	0	
8	H	UCLA		1	3							62	N	Southern Ill.		3	0	134	A	Denver	1	3	
												81	H	Gonzaga		2	3	143	N	Utah St.	3	0	
												84	H	Duke		3	0	165	A	St. Mary's (CA)	3	1	
												98	A	Pepperdine		3	0	165	H	St. Mary's (CA)	3	0	
																		216	H	Harvard	3	0	
																		221	N	Youngstown St.	3	0	
																		232	N	Montana St.	3	0	
																		261	A	San Francisco	3	0	
																		291	H	Niagara	3	1	
LAST 10 GAMES																							
165 H St. Mary's (CA)						3	0	109 A Santa Clara						3	0								
60 H Pacific						2	3	81 H Gonzaga						2	3								
6 A BYU						2	3	116 H Portland						3	0								
5 A San Diego						1	3	60 A Pacific						2	3								
261 A San Francisco						3	0	165 A St. Mary's (CA)						3	1								

Non-Div. I Games:

Loyola Marymount

Average RPI Win:		174	WON-LOST RECORD		WINNING PCT. RANK		LAST 10 GAMES		STRENGTH OF SCHEDULE		OPP. STRENGTH OF SCHEDULE		TEAM RPI		ADJ RPI		CONF. RPI		ADJ CONF. RPI	
DIV. I ONLY			18- 9		.66667 78		6- 4		73		106		63		.58032 62		12		11	
DIV. I NON-CONF.			9- 5		.64286 105		0- 0		52		93		56		.59643 55		11		11	
TOTALS		RPI 1-25		RPI 26-50		W-L RECORDS		RPI 51-100		RPI 101-150		RPI 150+								
18- 9		0- 2		3- 3		OVERALL		1- 1		1- 3		13- 0								
9- 2		0- 0		1- 0		HOME		1- 0		1- 2		6- 0								
5- 5		0- 1		1- 3		AWAY		0- 0		0- 1		4- 0								
4- 2		0- 1		1- 0		NEUTRAL		0- 1		0- 0		3- 0								
9- 5		0- 2		1- 1		NON-CONFERENCE		1- 1		0- 1		7- 0								
3- 1		0- 0		0- 0		HOME		1- 0		0- 1		2- 0								
2- 2		0- 1		0- 1		AWAY		0- 0		0- 0		2- 0								
4- 2		0- 1		1- 0		NEUTRAL		0- 1		0- 0		3- 0								
9- 4		0- 0		2- 2		CONFERENCE		0- 0		1- 2		6- 0								
6- 1		0- 0		1- 0		HOME		0- 0		1- 1		4- 0								
3- 3		0- 0		1- 2		AWAY		0- 0		0- 1		2- 0								
0- 0		0- 0		0- 0		NEUTRAL		0- 0		0- 0		0- 0								
RPI	S	Opponent		Score		RPI	S	Opponent		Score		RPI	S	Opponent		Score				
12	N	Michigan St.		0	3	33	A	Dayton		0	3	58	H	UCF		3	2			
19	A	Western Ky.		1	3	35	A	Wichita St.		0	3	61	N	Loyola Marymount		0	3			
						42	N	Cincinnati		3	2									
						46	A	Missouri St.		3	2									
						47	A	UNI		1	3									
						47	H	UNI		3	2									
								LAST 10 GAMES												
						271	H	Bradley		3	0	35	A	Wichita St.		0	3			
						144	H	Loyola Chicago		1	3	108	H	Illinois St.		3	1			
						47	A	UNI		1	3	214	H	Indiana St.		3	0			
						193	A	Drake		3	1	144	A	Loyola Chicago		1	3			
						249	H	Evansville		3	0	144	H	Loyola Chicago		1	3			
												159	H	Murray St.		3	0			
												169	A	IUPUI		3	1			
												179	N	Duquesne		3	0			
												193	A	Drake		3	1			
												193	H	Drake		3	1			
												198	H	Western Mich.		3	0			
												214	H	Indiana St.		3	0			
												219	N	Central Mich.		3	0			
												221	N	Youngstown St.		3	1			
												249	H	Evansville		3	0			
												271	A	Bradley		3	0			
												271	H	Bradley		3	0			
												298	A	Southeast Mo. St.		3	0			

Non-Div. I Games:

Southern Ill.

Average RPI Win: 149		WON-LOST	WINNING	LAST 10	STRENGTH OF		OPP. STRENGTH	TEAM	ADJ		CONF.	ADJ CONF.
Average RPI Loss: 40		RECORD	PCT. RANK	GAMES	SCHEDULE		OF SCHEDULE	RPI	RPI		RPI	RPI
DIV. I ONLY		13- 8	.61905	109	65		46	64	.57961		63	11
DIV. I NON-CONF.		7- 4	.63636	110	31		20	39	.61911		39	9
TOTALS		RPI 1-25	RPI 26-50		W-L RECORDS		RPI 51-100		RPI 101-150		RPI 150+	
13- 8		1- 3	0- 1		OVERALL		3- 4		4- 0		5- 0	
2- 3		0- 0	0- 1		HOME		0- 2		1- 0		1- 0	
6- 3		0- 2	0- 0		AWAY		2- 1		2- 0		2- 0	
5- 2		1- 1	0- 0		NEUTRAL		1- 1		1- 0		2- 0	
7- 4		1- 3	0- 0		NON-CONFERENCE		2- 1		2- 0		2- 0	
0- 0		0- 0	0- 0		HOME		0- 0		0- 0		0- 0	
2- 2		0- 2	0- 0		AWAY		1- 0		1- 0		0- 0	
5- 2		1- 1	0- 0		NEUTRAL		1- 1		1- 0		2- 0	
6- 4		0- 0	0- 1		CONFERENCE		1- 3		2- 0		3- 0	
2- 3		0- 0	0- 1		HOME		0- 2		1- 0		1- 0	
4- 1		0- 0	0- 0		AWAY		1- 1		1- 0		2- 0	
0- 0		0- 0	0- 0		NEUTRAL		0- 0		0- 0		0- 0	
RPI S	Opponent	Score	RPI S	Opponent	Score	RPI S	Opponent	Score	RPI S	Opponent	Score	
6 A	BYU	0 3	40 H	Hawaii	1 3	55 A	Long Beach St.	0 3	103 N	Nevada	3 1	
9 A	Stanford	2 3				55 H	Long Beach St.	1 3	136 A	CSUN	3 2	
17 N	Purdue	1 3				68 N	Arkansas St.	2 3	136 H	CSUN	3 1	
19 N	Western Ky.	3 1				73 A	UC Santa Barbara	3 0	141 A	Sacramento St.	3 0	
						73 H	UC Santa Barbara	0 3	155 N	Utah Valley	3 0	
						85 N	Rice	3 1	163 H	UC Irvine	3 0	
						99 A	Saint Louis	3 1	264 A	UC Riverside	3 0	
									278 A	Cal St. Fullerton	3 0	
									285 N	Grand Canyon	3 1	
LAST 10 GAMES												
	73 H	UC Santa Barbara	0 3		73 A	UC Santa Barbara	3 0					
	55 H	Long Beach St.	1 3		163 H	UC Irvine	3 0					
	136 H	CSUN	3 1		136 A	CSUN	3 2					
	264 A	UC Riverside	3 0		55 A	Long Beach St.	0 3					
	278 A	Cal St. Fullerton	3 0		40 H	Hawaii	1 3					

Non-Div. I Games:

Cal Poly

Average RPI Win:		212	WON-LOST RECORD		WINNING PCT. RANK		LAST 10 GAMES		STRENGTH OF SCHEDULE		OPP. STRENGTH OF SCHEDULE		TEAM RPI		ADJ RPI		CONF. RPI		ADJ CONF. RPI	
DIV. I ONLY			16- 7		.69565 67		9- 1		75		185		62		.57807 65		28		28	
DIV. I NON-CONF.			5- 7		.41667 212		0- 1		6		91		61		.57992 64		25		25	
TOTALS		RPI 1-25		RPI 26-50		W-L RECORDS		RPI 51-100		RPI 101-150		RPI 150+								
16- 7		0- 3		0- 1		OVERALL		1- 1		3- 2		12- 0								
9- 1		0- 1		0- 0		HOME		1- 0		2- 0		6- 0								
5- 4		0- 1		0- 1		AWAY		0- 1		0- 1		5- 0								
2- 2		0- 1		0- 0		NEUTRAL		0- 0		1- 1		1- 0								
5- 7		0- 3		0- 1		NON-CONFERENCE		1- 1		2- 2		2- 0								
3- 1		0- 1		0- 0		HOME		1- 0		1- 0		1- 0								
0- 4		0- 1		0- 1		AWAY		0- 1		0- 1		0- 0								
2- 2		0- 1		0- 0		NEUTRAL		0- 0		1- 1		1- 0								
11- 0		0- 0		0- 0		CONFERENCE		0- 0		1- 0		10- 0								
6- 0		0- 0		0- 0		HOME		0- 0		1- 0		5- 0								
5- 0		0- 0		0- 0		AWAY		0- 0		0- 0		5- 0								
0- 0		0- 0		0- 0		NEUTRAL		0- 0		0- 0		0- 0								
RPI	S	Opponent		Score		RPI	S	Opponent		Score		RPI	S	Opponent		Score				
2	A	Wisconsin		0	3	34	A	Baylor		1	3	72	H	Texas St.		3	2			
5	N	San Diego		0	3							85	A	Rice		1	3			
22	H	UNLV		1	3									101 N Yale		1	3			
														137 A UTRGV		2	3			
														137 H UTRGV		3	1			
														137 N UTRGV		3	2			
														148 H SFA		3	0			
														162 A Sam Houston St.		3	0			
														162 H Sam Houston St.		3	2			
														177 H UT Arlington		3	1			
														188 H Houston Baptist		3	1			
														245 A Northwestern St.		3	0			
														251 H Incarnate Word		3	0			
														253 A Central Ark.		3	0			
														258 H Abilene Christian		3	0			
														266 H Lamar University		3	0			
														302 N Prairie View		3	0			
														306 A Southeastern La.		3	0			
														323 A New Orleans		3	1			
LAST 10 GAMES																				
														137 A UTRGV		2	3			
														162 H Sam Houston St.		3	2			
														148 H SFA		3	0			
														253 A Central Ark.		3	0			
														245 A Northwestern St.		3	0			

Non-Div. I Games:

A&M-Corpus Christi

FGCU

FGCU

Average RPI Win:		190	WON-LOST RECORD		WINNING PCT. RANK		LAST 10 GAMES		STRENGTH OF SCHEDULE		OPP. STRENGTH OF SCHEDULE		TEAM RPI		ADJ RPI		CONF. RPI		ADJ CONF. RPI	
DIV. I ONLY			19- 5		.79167 29		9- 1		176		121		67		.57421 67		15		15	
DIV. I NON-CONF.			8- 4		.66667 86		0- 0		127		83		84		.56297 85		14		14	
TOTALS		RPI 1-25		RPI 26-50		W-L RECORDS		RPI 51-100		RPI 101-150		RPI 150+								
19- 5		0- 1		0- 2		OVERALL		3- 1		4- 0		12- 1								
8- 1		0- 0		0- 0		HOME		1- 1		3- 0		4- 0								
7- 2		0- 0		0- 2		AWAY		0- 0		1- 0		6- 0								
4- 2		0- 1		0- 0		NEUTRAL		2- 0		0- 0		2- 1								
8- 4		0- 1		0- 1		NON-CONFERENCE		3- 1		1- 0		4- 1								
2- 1		0- 0		0- 0		HOME		1- 1		1- 0		0- 0								
2- 1		0- 0		0- 1		AWAY		0- 0		0- 0		2- 0								
4- 2		0- 1		0- 0		NEUTRAL		2- 0		0- 0		2- 1								
11- 1		0- 0		0- 1		CONFERENCE		0- 0		3- 0		8- 0								
6- 0		0- 0		0- 0		HOME		0- 0		2- 0		4- 0								
5- 1		0- 0		0- 1		AWAY		0- 0		1- 0		4- 0								
0- 0		0- 0		0- 0		NEUTRAL		0- 0		0- 0		0- 0								
RPI S	Opponent		Score		RPI S	Opponent		Score		RPI S	Opponent		Score		RPI S	Opponent		Score		
10 N	Washington		0 3		36 A	Miami (OH)		0 3		51 H	Iowa		0 3		102 H	Toledo		3 2		
					40 A	Hawaii		0 3		70 N	James Madison		3 0		104 H	Bowling Green		3 1		
										77 N	Tennessee		3 0		144 H	Loyola Chicago		3 1		
										82 H	DePaul		3 1		146 A	Ohio		3 2		
															155 N	Utah Valley		2 3		
															198 A	Western Mich.		3 1		
															198 H	Western Mich.		3 1		
															203 A	Kent St.		3 2		
															209 H	Ball St.		3 0		
															218 A	George Washington		3 1		
															219 A	Central Mich.		3 0		
															225 A	Eastern Mich.		3 0		
															234 A	North Dakota St.		3 1		
															271 N	Bradley		3 0		
															295 H	Akron		3 2		
															296 N	South Dakota St.		3 0		
															313 H	Buffalo		3 0		
				LAST 10 GAMES																
				36 A	Miami (OH)		0 3		313 H	Buffalo		3 0								
				198 A	Western Mich.		3 1		102 H	Toledo		3 2								
				203 A	Kent St.		3 2		209 H	Ball St.		3 0								
				146 A	Ohio		3 2		225 A	Eastern Mich.		3 0								
				295 H	Akron		3 2		219 A	Central Mich.		3 0								

Non-Div. I Games:

Northern Ill.

Average RPI Win:		201	WON-LOST		WINNING		LAST 10		STRENGTH OF		OPP. STRENGTH		TEAM		ADJ		CONF.		ADJ CONF.					
Average RPI Loss:		55	RECORD		PCT. RANK		GAMES		SCHEDULE		OF SCHEDULE		RPI		RPI		RPI		RPI					
DIV. I ONLY			20- 7		.74074		42		9- 1		158		123		72		.57247		68		22		22	
DIV. I NON-CONF.			8- 6		.57143		138		0- 0		72		40		75		.57337		72		19		19	
TOTALS		RPI 1-25		RPI 26-50		W-L RECORDS		RPI 51-100		RPI 101-150		RPI 150+												
20- 7		0- 1		2- 3		OVERALL		3- 3		0- 0		15- 0												
7- 2		0- 0		0- 1		HOME		0- 1		0- 0		7- 0												
9- 3		0- 0		2- 1		AWAY		1- 2		0- 0		6- 0												
4- 2		0- 1		0- 1		NEUTRAL		2- 0		0- 0		2- 0												
8- 6		0- 1		1- 3		NON-CONFERENCE		3- 2		0- 0		4- 0												
2- 2		0- 0		0- 1		HOME		0- 1		0- 0		2- 0												
2- 2		0- 0		1- 1		AWAY		1- 1		0- 0		0- 0												
4- 2		0- 1		0- 1		NEUTRAL		2- 0		0- 0		2- 0												
12- 1		0- 0		1- 0		CONFERENCE		0- 1		0- 0		11- 0												
5- 0		0- 0		0- 0		HOME		0- 0		0- 0		5- 0												
7- 1		0- 0		1- 0		AWAY		0- 1		0- 0		6- 0												
0- 0		0- 0		0- 0		NEUTRAL		0- 0		0- 0		0- 0												
RPI	S	Opponent		Score		RPI	S	Opponent		Score		RPI	S	Opponent		Score								
19	N	Western Ky.		1	3	38	N	Cleveland St.		1	3	63	N	Cal Poly		3	2							
						39	A	TCU		2	3	72	A	Texas St.		1	3							
						41	A	Coastal Caro.		3	2	74	H	Tulsa		0	3							
						46	H	Missouri St.		1	3	91	N	North Carolina St.		3	0							
						50	A	Indiana		3	1	96	A	Ole Miss		1	3							
												99	A	Saint Louis		3	1							

Non-Div. I Games:

Arkansas St.

Average RPI Win: 176		WON-LOST	WINNING	LAST 10	STRENGTH OF		OPP. STRENGTH	TEAM	ADJ		CONF.	ADJ CONF.			
Average RPI Loss: 100		RECORD	PCT. RANK	GAMES	SCHEDULE		OF SCHEDULE	RPI	RPI		RPI	RPI			
DIV. I ONLY		20- 7	.74074	42	8- 2		145	114	68	.57113	69	9	10		
DIV. I NON-CONF.		10- 4	.71429	69	0- 0		256	184	141	.51898	141	12	12		
<hr/>															
TOTALS		RPI 1-25		RPI 26-50		W-L RECORDS		RPI 51-100		RPI 101-150		RPI 150+			
20- 7		0- 0		0- 1		OVERALL		4- 3		4- 1		12- 2			
11- 0		0- 0		0- 0		HOME		4- 0		2- 0		5- 0			
7- 4		0- 0		0- 0		AWAY		0- 3		1- 0		6- 1			
2- 3		0- 0		0- 1		NEUTRAL		0- 0		1- 1		1- 1			
<hr/>															
10- 4		0- 0		0- 1		NON-CONFERENCE		0- 0		1- 1		9- 2			
3- 0		0- 0		0- 0		HOME		0- 0		0- 0		3- 0			
5- 1		0- 0		0- 0		AWAY		0- 0		0- 0		5- 1			
2- 3		0- 0		0- 1		NEUTRAL		0- 0		1- 1		1- 1			
<hr/>															
10- 3		0- 0		0- 0		CONFERENCE		4- 3		3- 0		3- 0			
8- 0		0- 0		0- 0		HOME		4- 0		2- 0		2- 0			
2- 3		0- 0		0- 0		AWAY		0- 3		1- 0		1- 0			
0- 0		0- 0		0- 0		NEUTRAL		0- 0		0- 0		0- 0			
<hr/>															
RPI	S	Opponent	Score	RPI	S	Opponent	Score	RPI	S	Opponent	Score	RPI	S	Opponent	Score
				28	N	Washington St.	0 3	54	A	Hofstra	2 3	114	A	UNCW	3 1
								54	H	Hofstra	3 0	114	H	UNCW	3 0
								70	A	James Madison	1 3	119	N	California	2 3
								70	H	James Madison	3 1	125	H	Delaware	3 0
								76	A	Col. of Charleston	0 3	126	N	North Florida	3 1
								76	H	Col. of Charleston	3 1	163	A	UC Irvine	1 3
								97	H	Towson	3 2	170	A	Fla. Atlantic	3 1
												174	A	New Hampshire	3 1
												183	H	Elon	3 2
												193	N	Drake	1 3
												208	H	Binghamton	3 0
												212	A	William & Mary	3 2
												212	H	William & Mary	3 0
												216	A	Harvard	3 1
												228	A	Boston College	3 0
												268	H	Fordham	3 1
												274	A	UMass Lowell	3 0
												288	N	Bethune-Cookman	3 0
												303	H	Presbyterian	3 0
<hr/>															
LAST 10 GAMES															
				114	H	UNCW	3 0	54	H	Hofstra	3 0				
				76	H	Col. of Charleston	3 1	125	H	Delaware	3 0				
				54	A	Hofstra	2 3	97	H	Towson	3 2				
				212	A	William & Mary	3 2	183	H	Elon	3 2				
				70	A	James Madison	1 3	70	H	James Madison	3 1				

Non-Div. I Games:

Northeastern

Average RPI Win:	189	WON-LOST	WINNING	LAST 10	STRENGTH OF	OPP. STRENGTH	TEAM	ADJ	CONF.	ADJ CONF.	
Average RPI Loss:	79	RECORD	PCT. RANK	GAMES	SCHEDULE	OF SCHEDULE	RPI	RPI	RPI	RPI	
DIV. I ONLY	15- 10	.6	122	5- 5	51	173	69	.57013	70	9	10
DIV. I NON-CONF.	8- 5	.61538	119	0- 0	76	239	89	.55981	89	12	12
<hr/>											
TOTALS	RPI 1-25	RPI 26-50		W-L RECORDS	RPI 51-100		RPI 101-150		RPI 150+		
15- 10	0- 1	0- 0		OVERALL	2- 7		1- 1		12- 1		
8- 2	0- 1	0- 0		HOME	2- 1		1- 0		5- 0		
4- 5	0- 0	0- 0		AWAY	0- 3		0- 1		4- 1		
3- 3	0- 0	0- 0		NEUTRAL	0- 3		0- 0		3- 0		
<hr/>											
8- 5	0- 1	0- 0		NON-CONFERENCE	0- 3		0- 0		8- 1		
3- 1	0- 1	0- 0		HOME	0- 0		0- 0		3- 0		
2- 1	0- 0	0- 0		AWAY	0- 0		0- 0		2- 1		
3- 3	0- 0	0- 0		NEUTRAL	0- 3		0- 0		3- 0		
<hr/>											
7- 5	0- 0	0- 0		CONFERENCE	2- 4		1- 1		4- 0		
5- 1	0- 0	0- 0		HOME	2- 1		1- 0		2- 0		
2- 4	0- 0	0- 0		AWAY	0- 3		0- 1		2- 0		
0- 0	0- 0	0- 0		NEUTRAL	0- 0		0- 0		0- 0		
<hr/>											
RPI S	Opponent	Score	RPI S	Opponent	Score	RPI S	Opponent	Score	RPI S	Opponent	Score
10 H	Washington	0 3				54 A	Hofstra	0 3	114 H	UNCW	3 1
						54 H	Hofstra	3 1	125 A	Delaware	2 3
						56 N	Villanova	0 3	158 A	Fairfield	1 3
						67 N	Northern Ill.	0 3	172 N	Colgate	3 0
						69 A	Northeastern	1 3	175 N	Sacred Heart	3 1
						69 H	Northeastern	3 1	183 A	Elon	3 1
						76 H	Col. of Charleston	1 3	183 H	Elon	3 1
						77 N	Tennessee	0 3	205 A	Cornell	3 0
						97 A	Towson	0 3	206 N	Marist	3 1
									212 A	William & Mary	3 1
									212 H	William & Mary	3 0
									218 A	George Washington	3 1
									242 H	Georgia St.	3 1
									270 H	Holy Cross	3 0
									324 H	N.C. Central	3 0
<hr/>											
			LAST 10 GAMES								
			212 A	William & Mary	3 1	97 A	Towson	0 3			
			54 H	Hofstra	3 1	76 H	Col. of Charleston	1 3			
			183 H	Elon	3 1	114 H	UNCW	3 1			
			69 H	Northeastern	3 1	69 A	Northeastern	1 3			
			125 A	Delaware	2 3	54 A	Hofstra	0 3			

Non-Div. I Games:

James Madison

Page 71

Average RPI Win:		191	WON-LOST RECORD		WINNING PCT. RANK		LAST 10 GAMES		STRENGTH OF SCHEDULE		OPP. STRENGTH OF SCHEDULE		TEAM RPI		ADJ RPI		CONF. RPI		ADJ CONF. RPI				
DIV. I ONLY			18- 9		.66667 78		9- 1		103		110		71		.56861 72		22		22				
DIV. I NON-CONF.			7- 8		.46667 186		0- 0		49		32		92		.55901 92		19		19				
TOTALS		RPI 1-25		RPI 26-50				W-L RECORDS		RPI 51-100				RPI 101-150				RPI 150+					
18- 9		0- 2		0- 3				OVERALL		1- 3				4- 1				13- 0					
9- 3		0- 0		0- 2				HOME		1- 1				2- 0				6- 0					
7- 2		0- 0		0- 0				AWAY		0- 2				1- 0				6- 0					
2- 4		0- 2		0- 1				NEUTRAL		0- 0				1- 1				1- 0					
7- 8		0- 2		0- 2				NON-CONFERENCE		0- 3				4- 1				3- 0					
3- 2		0- 0		0- 1				HOME		0- 1				2- 0				1- 0					
2- 2		0- 0		0- 0				AWAY		0- 2				1- 0				1- 0					
2- 4		0- 2		0- 1				NEUTRAL		0- 0				1- 1				1- 0					
11- 1		0- 0		0- 1				CONFERENCE		1- 0				0- 0				10- 0					
6- 1		0- 0		0- 1				HOME		1- 0				0- 0				5- 0					
5- 0		0- 0		0- 0				AWAY		0- 0				0- 0				5- 0					
0- 0		0- 0		0- 0				NEUTRAL		0- 0				0- 0				0- 0					
RPI	S	Opponent		Score		RPI	S	Opponent		Score		RPI	S	Opponent		Score		RPI	S	Opponent		Score	
21	N	Utah		0	3	34	H	Baylor		1	3	64	A	UTSA		1	3	103	N	Nevada		0	3
25	N	Ohio St.		0	3	35	N	Wichita St.		0	3	65	A	A&M-Corpus Christi		2	3	111	H	Kennesaw St.		3	0
						41	H	Coastal Caro.		1	3	68	H	Arkansas St.		3	1	116	A	Portland		3	0
												74	H	Tulsa		1	3	130	N	Texas Tech		3	0
																		148	H	SFA		3	1
																		157	N	CSU Bakersfield		3	1
																		162	H	Sam Houston St.		3	1
																		177	A	UT Arlington		3	1
																		177	H	UT Arlington		3	1
																		182	A	South Ala.		3	2
																		194	A	North Texas		3	1
																		213	H	Little Rock		3	0
																		227	A	Ga. Southern		3	0
																		242	A	Georgia St.		3	2
																		275	A	Troy		3	0
																		277	H	La.-Monroe		3	1
																		286	H	UL Lafayette		3	2
																		297	H	Appalachian St.		3	2
LAST 10 GAMES																							
277 H La.-Monroe						3	1	177 A UT Arlington						3	1								
286 H UL Lafayette						3	2	213 H Little Rock						3	0								
177 H UT Arlington						3	1	68 H Arkansas St.						3	1								
227 A Ga. Southern						3	0	297 H Appalachian St.						3	2								
242 A Georgia St.						3	2	41 H Coastal Caro.						1	3								

Non-Div. I Games:

Texas St.

Average RPI Win:		149	WON-LOST RECORD		WINNING PCT. RANK	LAST 10 GAMES	STRENGTH OF SCHEDULE		OPP. STRENGTH OF SCHEDULE	TEAM RPI	ADJ RPI	CONF. RPI	ADJ CONF. RPI				
Average RPI Loss:		68															
DIV. I ONLY			14- 9		.6087	113	5- 5		86	59	74	.56763	73	11	12		
DIV. I NON-CONF.			9- 4		.69231	74	0- 0		60	42	46	.60861	47	9	9		
TOTALS		RPI 1-25		RPI 26-50		W-L RECORDS		RPI 51-100		RPI 101-150		RPI 150+					
14- 9		0- 2		1- 2		OVERALL		3- 4		4- 0		6- 1					
5- 4		0- 0		1- 2		HOME		1- 2		2- 0		1- 0					
4- 5		0- 2		0- 0		AWAY		1- 2		1- 0		2- 1					
5- 0		0- 0		0- 0		NEUTRAL		1- 0		1- 0		3- 0					
9- 4		0- 2		1- 1		NON-CONFERENCE		2- 1		1- 0		5- 0					
3- 1		0- 0		1- 1		HOME		1- 0		0- 0		1- 0					
1- 3		0- 2		0- 0		AWAY		0- 1		0- 0		1- 0					
5- 0		0- 0		0- 0		NEUTRAL		1- 0		1- 0		3- 0					
5- 5		0- 0		0- 1		CONFERENCE		1- 3		3- 0		1- 1					
2- 3		0- 0		0- 1		HOME		0- 2		2- 0		0- 0					
3- 2		0- 0		0- 0		AWAY		1- 1		1- 0		1- 1					
0- 0		0- 0		0- 0		NEUTRAL		0- 0		0- 0		0- 0					
RPI	S	Opponent		Score		RPI	S	Opponent		Score		RPI	S	Opponent		Score	
5	A	San Diego		0	3	30	H	Pittsburgh		1	3	55	A	Long Beach St.		0	3
22	A	UNLV		0	3	34	H	Baylor		3	0	55	H	Long Beach St.		2	3
						40	H	Hawaii		0	3	57	H	Colorado St.		3	0
												63	A	Cal Poly		3	0
												63	H	Cal Poly		0	3
												78	N	New Mexico St.		3	2
												80	A	San Diego St.		0	3
														107 N Albany (NY)		3	1
														136 A CSUN		3	1
														136 H CSUN		3	1
														147 H UC Davis		3	1
														157 H CSU Bakersfield		3	0
														181 N St. John's (NY)		3	1
														186 N San Jose St.		3	0
														259 N Brown		3	0
														261 A San Francisco		3	0
														264 A UC Riverside		1	3
														278 A Cal St. Fullerton		3	1
LAST 10 GAMES																	
						63	A	Cal Poly		3	0	63	H	Cal Poly		0	3
						136	H	CSUN		3	1	147	H	UC Davis		3	1
						55	H	Long Beach St.		2	3	55	A	Long Beach St.		0	3
						278	A	Cal St. Fullerton		3	1	136	A	CSUN		3	1
						264	A	UC Riverside		1	3	40	H	Hawaii		0	3

Non-Div. I Games:

UC Santa Barbara

Average RPI Win:	177	WON-LOST RECORD	WINNING PCT. RANK	LAST 10 GAMES	STRENGTH OF SCHEDULE	OPP. STRENGTH OF SCHEDULE	TEAM RPI	ADJ RPI	CONF. RPI	ADJ CONF. RPI	
DIV. I ONLY		15- 9	.625 100	3- 7	67	130	73	.56707 74	6	6	
DIV. I NON-CONF.		11- 1	.91667 8	0- 0	79	236	33	.634 34	10	10	
<hr/>											
TOTALS	RPI 1-25	RPI 26-50		W-L RECORDS	RPI 51-100		RPI 101-150		RPI 150+		
15- 9	0- 0	0- 3		OVERALL	3- 4		3- 1		9- 1		
8- 4	0- 0	0- 2		HOME	1- 2		1- 0		6- 0		
3- 5	0- 0	0- 1		AWAY	2- 2		0- 1		1- 1		
4- 0	0- 0	0- 0		NEUTRAL	0- 0		2- 0		2- 0		
<hr/>											
11- 1	0- 0	0- 0		NON-CONFERENCE	3- 1		2- 0		6- 0		
5- 1	0- 0	0- 0		HOME	1- 1		0- 0		4- 0		
2- 0	0- 0	0- 0		AWAY	2- 0		0- 0		0- 0		
4- 0	0- 0	0- 0		NEUTRAL	0- 0		2- 0		2- 0		
<hr/>											
4- 8	0- 0	0- 3		CONFERENCE	0- 3		1- 1		3- 1		
3- 3	0- 0	0- 2		HOME	0- 1		1- 0		2- 0		
1- 5	0- 0	0- 1		AWAY	0- 2		0- 1		1- 1		
0- 0	0- 0	0- 0		NEUTRAL	0- 0		0- 0		0- 0		
<hr/>											
RPI S	Opponent	Score	RPI S	Opponent	Score	RPI S	Opponent	Score	RPI S	Opponent	Score
			42 H Cincinnati	2 3	58 A UCF	0 3	105 A Tulane	2 3			
			45 A SMU	1 3	59 H Alabama	3 2	105 H Tulane	3 1			
			49 H Temple	0 3	68 A Arkansas St.	3 0	111 N Kennesaw St.	3 1			
					72 A Texas St.	3 1	148 N SFA	3 1			
					87 A South Fla.	1 3	171 H East Carolina	3 1			
					92 H South Dakota	0 3	191 A Memphis	1 3			
					93 H UConn	0 3	211 A Houston	3 2			
							211 H Houston	3 0			
							233 H Oral Roberts	3 1			
							245 H Northwestern St.	3 1			
							251 H Incarnate Word	3 1			
							253 N Central Ark.	3 1			
							256 H Louisiana Tech	3 1			
							262 N UT Martin	3 0			
<hr/>											
			LAST 10 GAMES								
			211 H Houston	3 0	45 A SMU	1 3					
			105 H Tulane	3 1	93 H UConn	0 3					
			87 A South Fla.	1 3	49 H Temple	0 3					
			58 A UCF	0 3	105 A Tulane	2 3					
			191 A Memphis	1 3	211 A Houston	3 2					

Non-Div. I Games:

Tulsa

Page 75

Average RPI Win: 161		WON-LOST	WINNING	LAST 10	STRENGTH OF		OPP. STRENGTH	TEAM	ADJ	CONF.	ADJ CONF.
Average RPI Loss: 107		RECORD	PCT. RANK	GAMES	SCHEDULE		OF SCHEDULE	RPI	RPI	RPI	RPI
DIV. I ONLY		15-9	.625	100	6-4		79	115	76	.56432	76
DIV. I NON-CONF.		7-5	.58333	128	0-0		197	159	152	.50961	152
TOTALS		RPI 1-25	RPI 26-50		W-L RECORDS		RPI 51-100		RPI 101-150		RPI 150+
15-9	0-0	0-2		OVERALL		5-3		2-2		8-2	
9-2	0-0	0-0		HOME		3-1		1-1		5-0	
4-5	0-0	0-1		AWAY		2-2		1-0		1-2	
2-2	0-0	0-1		NEUTRAL		0-0		0-1		2-0	
7-5	0-0	0-2		NON-CONFERENCE		0-1		0-1		7-1	
5-1	0-0	0-0		HOME		0-1		0-0		5-0	
0-2	0-0	0-1		AWAY		0-0		0-0		0-1	
2-2	0-0	0-1		NEUTRAL		0-0		0-1		2-0	
8-4	0-0	0-0		CONFERENCE		5-2		2-1		1-1	
4-1	0-0	0-0		HOME		3-0		1-1		0-0	
4-3	0-0	0-0		AWAY		2-2		1-0		1-1	
0-0	0-0	0-0		NEUTRAL		0-0		0-0		0-0	
RPI S	Opponent	Score	RPI S	Opponent	Score	RPI S	Opponent	Score	RPI S	Opponent	Score
28 N	Washington St.	0 3	54 A	Hofstra	1 3	114 H	UNCW	2 3			
34 A	Baylor	0 3	54 H	Hofstra	3 1	125 A	Delaware	3 2			
			69 A	Northeastern	1 3	125 H	Delaware	3 0			
			69 H	Northeastern	3 0	144 N	Loyola Chicago	1 3			
			70 A	James Madison	3 1	164 H	VCU	3 1			
			88 H	South Carolina	0 3	183 A	Elon	3 1			
			97 A	Towson	3 2	208 H	Binghamton	3 0			
			97 H	Towson	3 1	212 A	William & Mary	1 3			
						223 A	Wake Forest	0 3			
						225 H	Eastern Mich.	3 1			
						225 N	Virginia	3 2			
						230 N	Davidson	3 0			
						262 H	UT Martin	3 0			
						281 H	Charleston So.	3 1			
LAST 10 GAMES											
54 A	Hofstra	1 3	114 H	UNCW	2 3						
69 A	Northeastern	1 3	70 A	James Madison	3 1						
97 H	Towson	3 1	212 A	William & Mary	1 3						
125 H	Delaware	3 0	125 A	Delaware	3 2						
183 A	Elon	3 1	97 A	Towson	3 2						

Non-Div. I Games:

Col. of Charleston

[illegible]

Non-Div. I Games:

Tennessee

Average RPI Win:	206	WON-LOST RECORD	WINNING PCT. RANK	LAST 10 GAMES	STRENGTH OF SCHEDULE	OPP. STRENGTH OF SCHEDULE	TEAM RPI	ADJ RPI	CONF. RPI	ADJ CONF. RPI						
DIV. I ONLY		20- 6	.76923	34	8- 2	182	145	77	.56355	78	20	19				
DIV. I NON-CONF.		10- 5	.66667	86	1- 1	116	147	88	.56031	88	15	15				
<hr/>																
TOTALS	RPI 1-25	RPI 26-50		W-L RECORDS		RPI 51-100		RPI 101-150		RPI 150+						
20- 6	0- 1	0- 2		OVERALL		0- 1		4- 1		16- 1						
8- 3	0- 0	0- 2		HOME		0- 0		2- 0		6- 1						
6- 2	0- 1	0- 0		AWAY		0- 0		0- 1		6- 0						
6- 1	0- 0	0- 0		NEUTRAL		0- 1		2- 0		4- 0						
10- 5	0- 1	0- 2		NON-CONFERENCE		0- 1		3- 1		7- 0						
2- 2	0- 0	0- 2		HOME		0- 0		1- 0		1- 0						
2- 2	0- 1	0- 0		AWAY		0- 0		0- 1		2- 0						
6- 1	0- 0	0- 0		NEUTRAL		0- 1		2- 0		4- 0						
10- 1	0- 0	0- 0		CONFERENCE		0- 0		1- 0		9- 1						
6- 1	0- 0	0- 0		HOME		0- 0		1- 0		5- 1						
4- 0	0- 0	0- 0		AWAY		0- 0		0- 0		4- 0						
0- 0	0- 0	0- 0		NEUTRAL		0- 0		0- 0		0- 0						
<hr/>																
RPI	S	Opponent	Score		RPI	S	Opponent	Score		RPI	S	Opponent	Score			
22	A	UNLV	0	3	29	H	Texas A&M	0	3	73	N	UC Santa Barbara	2	3		
					37	H	Arizona	1	3							
												107	N	Albany (NY)	3	0
												131	A	New Mexico	1	3
												137	H	UTRGV	3	0
												141	H	Sacramento St.	3	2
												145	N	Austin Peay	3	1
												155	A	Utah Valley	3	2
												155	H	Utah Valley	3	2
												157	A	CSU Bakersfield	3	0
												157	H	CSU Bakersfield	1	3
												160	A	Seattle	3	0
												160	H	Seattle	3	2
												180	H	UMKC	3	2
												196	N	Valparaiso	3	0
												208	N	Binghamton	3	1
												243	N	Central Conn. St.	3	0
												247	H	UTEP	3	0
												259	A	Brown	3	0
												275	A	Troy	3	0
												285	A	Grand Canyon	3	0
												285	H	Grand Canyon	3	0
												310	H	Chicago St.	3	0
												317	N	Southern U.	3	0
					LAST 10 GAMES											
					157	H	CSU Bakersfield	1	3	310	H	Chicago St.	3	0		
					285	H	Grand Canyon	3	0	180	H	UMKC	3	2		
					160	A	Seattle	3	0	137	H	UTRGV	3	0		
					155	A	Utah Valley	3	2	247	H	UTEP	3	0		
					131	A	New Mexico	1	3	285	A	Grand Canyon	3	0		

Non-Div. I Games:

New Mexico St.

Average RPI Win: 199		WON-LOST	WINNING	LAST 10	STRENGTH OF		OPP. STRENGTH	TEAM	ADJ		CONF.	ADJ CONF.	
Average RPI Loss: 81		RECORD	PCT. RANK	GAMES	SCHEDULE		OF SCHEDULE	RPI	RPI		RPI	RPI	
DIV. I ONLY		16- 3	.84211	15	10- 0		253	111	78	.5635	79	17	17
DIV. I NON-CONF.		6- 3	.66667	86	0- 0		273	36	148	.51404	148	21	21
TOTALS		RPI 1-25	RPI 26-50		W-L RECORDS		RPI 51-100		RPI 101-150		RPI 150+		
16- 3	0- 0	0- 1		OVERALL		0- 2		2- 0		14- 0			
5- 0	0- 0	0- 0		HOME		0- 0		1- 0		4- 0			
8- 0	0- 0	0- 0		AWAY		0- 0		0- 0		8- 0			
3- 3	0- 0	0- 1		NEUTRAL		0- 2		1- 0		2- 0			
6- 3	0- 0	0- 1		NON-CONFERENCE		0- 2		1- 0		5- 0			
0- 0	0- 0	0- 0		HOME		0- 0		0- 0		0- 0			
3- 0	0- 0	0- 0		AWAY		0- 0		0- 0		3- 0			
3- 3	0- 0	0- 1		NEUTRAL		0- 2		1- 0		2- 0			
10- 0	0- 0	0- 0		CONFERENCE		0- 0		1- 0		9- 0			
5- 0	0- 0	0- 0		HOME		0- 0		1- 0		4- 0			
5- 0	0- 0	0- 0		AWAY		0- 0		0- 0		5- 0			
0- 0	0- 0	0- 0		NEUTRAL		0- 0		0- 0		0- 0			
RPI S	Opponent	Score	RPI S	Opponent	Score	RPI S	Opponent	Score	RPI S	Opponent	Score		
			50 N	Indiana	0 3	95 N	Maryland	2 3	101 H	Yale	3 0		
						97 N	Towson	0 3	150 N	Seton Hall	3 1		
									160 N	Seattle	3 1		
									178 A	Columbia	3 0		
									185 A	Rutgers	3 0		
									187 A	Penn	3 2		
									187 H	Penn	3 0		
									195 N	Campbell	3 1		
									205 A	Cornell	3 0		
									215 A	Georgetown	3 2		
									216 A	Harvard	3 2		
									216 H	Harvard	3 0		
									237 A	Dartmouth	3 0		
									237 H	Dartmouth	3 0		
									259 H	Brown	3 0		
									261 A	San Francisco	3 0		
			LAST 10 GAMES										
			216 A	Harvard	3 2	205 A	Cornell	3 0					
			237 A	Dartmouth	3 0	178 A	Columbia	3 0					
			187 H	Penn	3 0	237 H	Dartmouth	3 0					
			101 H	Yale	3 0	216 H	Harvard	3 0					
			259 H	Brown	3 0	187 A	Penn	3 2					

Non-Div. I Games:

Princeton

Average RPI Win:		167	WON-LOST RECORD		WINNING PCT. RANK		LAST 10 GAMES		STRENGTH OF SCHEDULE		OPP. STRENGTH OF SCHEDULE		TEAM RPI		ADJ RPI		CONF. RPI		ADJ CONF. RPI				
Average RPI Loss:		65																					
DIV. I ONLY			14- 11		.56 145		5- 5		56		85		79		.56301 80		7		7				
DIV. I NON-CONF.			8- 6		.57143 138		0- 0		57		84		70		.57616 70		8		8				
TOTALS		RPI 1-25		RPI 26-50		W-L RECORDS		RPI 51-100		RPI 101-150		RPI 150+											
14- 11		0- 2		0- 4		OVERALL		2- 2		5- 2		7- 1											
9- 5		0- 2		0- 1		HOME		2- 0		3- 1		4- 1											
2- 5		0- 0		0- 2		AWAY		0- 2		1- 1		1- 0											
3- 1		0- 0		0- 1		NEUTRAL		0- 0		1- 0		2- 0											
8- 6		0- 2		0- 2		NON-CONFERENCE		2- 0		2- 1		4- 1											
4- 4		0- 2		0- 0		HOME		2- 0		0- 1		2- 1											
1- 1		0- 0		0- 1		AWAY		0- 0		1- 0		0- 0											
3- 1		0- 0		0- 1		NEUTRAL		0- 0		1- 0		2- 0											
6- 5		0- 0		0- 2		CONFERENCE		0- 2		3- 1		3- 0											
5- 1		0- 0		0- 1		HOME		0- 0		3- 0		2- 0											
1- 4		0- 0		0- 1		AWAY		0- 2		0- 1		1- 0											
0- 0		0- 0		0- 0		NEUTRAL		0- 0		0- 0		0- 0											
RPI	S	Opponent		Score		RPI	S	Opponent		Score		RPI	S	Opponent		Score							
5	H	San Diego		0	3	26	A	Oregon		0	3	55	H	Long Beach St.		3	0	103	H	Nevada	3	0	
12	H	Michigan St.		1	3	32	A	Boise St.		0	3	57	A	Colorado St.		0	3	122	H	Fresno St.	3	1	
						32	H	Boise St.		1	3	71	A	Wyoming		2	3	133	A	Rhode Island	3	2	
						43	N	Notre Dame		0	3	73	H	UC Santa Barbara		3	0	134	H	Denver	2	3	
																		143	A	Utah St.	2	3	
																		143	H	Utah St.	3	2	
																		147	N	UC Davis	3	0	
																		159	N	Murray St.	3	1	
																		163	H	UC Irvine	2	3	
																		186	H	San Jose St.	3	0	
																		206	H	Marist	3	0	
																		241	A	Air Force	3	0	
																		241	H	Air Force	3	1	
																		246	N	Stony Brook	3	2	
																		278	H	Cal St. Fullerton	3	0	
						LAST 10 GAMES																	
						32	H	Boise St.		1	3	71	A	Wyoming		2	3						
						241	H	Air Force		3	1	186	H	San Jose St.		3	0						
						143	A	Utah St.		2	3	122	H	Fresno St.		3	1						
						103	H	Nevada		3	0	241	A	Air Force		3	0						
						57	A	Colorado St.		0	3	32	A	Boise St.		0	3						

Non-Div. I Games:

San Diego St.

Average RPI Win:		156	WON-LOST RECORD		WINNING PCT. RANK		LAST 10 GAMES		STRENGTH OF SCHEDULE		OPP. STRENGTH OF SCHEDULE		TEAM RPI		ADJ RPI		CONF. RPI		ADJ CONF. RPI				
Average RPI Loss:		72																					
DIV. I ONLY			13- 12		.52 168		5- 5		44		87		81		.56115 82		8		8				
DIV. I NON-CONF.			6- 6		.5 168		0- 0		23		97		68		.57755 68		7		7				
TOTALS		RPI 1-25		RPI 26-50		W-L RECORDS		RPI 51-100		RPI 101-150		RPI 150+											
13- 12		0- 3		0- 2		OVERALL		2- 4		6- 1		5- 2											
6- 4		0- 1		0- 1		HOME		2- 1		2- 0		2- 1											
4- 5		0- 2		0- 0		AWAY		0- 2		2- 0		2- 1											
3- 3		0- 0		0- 1		NEUTRAL		0- 1		2- 1		1- 0											
6- 6		0- 1		0- 1		NON-CONFERENCE		1- 2		4- 1		1- 1											
2- 1		0- 0		0- 0		HOME		1- 0		1- 0		0- 1											
1- 2		0- 1		0- 0		AWAY		0- 1		1- 0		0- 0											
3- 3		0- 0		0- 1		NEUTRAL		0- 1		2- 1		1- 0											
7- 6		0- 2		0- 1		CONFERENCE		1- 2		2- 0		4- 1											
4- 3		0- 1		0- 1		HOME		1- 1		1- 0		2- 0											
3- 3		0- 1		0- 0		AWAY		0- 1		1- 0		2- 1											
0- 0		0- 0		0- 0		NEUTRAL		0- 0		0- 0		0- 0											
RPI	S	Opponent		Score		RPI	S	Opponent		Score		RPI	S	Opponent		Score							
12	A	Michigan St.		0	3	31	H	Marquette		2	3	51	N	Iowa		0	3	107	H	Albany (NY)		3	1
20	A	Creighton		1	3	43	N	Notre Dame		2	3	56	A	Villanova		0	3	116	N	Portland		3	1
20	H	Creighton		0	3							56	H	Villanova		3	1	122	A	Fresno St.		3	1
												67	A	Northern Ill.		1	3	124	H	Butler		3	2
												82	H	Xavier		1	3	139	N	Portland St.		1	3
												87	H	South Fla.		3	2	144	N	Loyola Chicago		3	1
																		150	A	Seton Hall		3	2
																		156	H	Ill.-Chicago		2	3
																		181	A	St. John's (NY)		0	3
																		210	N	UMES		3	0
																		215	A	Georgetown		3	1
																		215	H	Georgetown		3	0
																		238	A	Providence		3	2
																		238	H	Providence		3	0
						LAST 10 GAMES																	
						56	A	Villanova		0	3	82	H	Xavier		1	3						
						215	A	Georgetown		3	1	181	A	St. John's (NY)		0	3						
						238	H	Providence		3	0	150	A	Seton Hall		3	2						
						20	H	Creighton		0	3	124	H	Butler		3	2						
						31	H	Marquette		2	3	215	H	Georgetown		3	0						

Non-Div. I Games:

DePaul

Average RPI Win: 157		WON-LOST RECORD		WINNING PCT. RANK		LAST 10 GAMES		STRENGTH OF SCHEDULE		OPP. STRENGTH OF SCHEDULE		TEAM RPI		ADJ RPI		CONF. RPI		ADJ CONF. RPI			
DIV. I ONLY		14- 11		.56 145		7- 3		64		78		82		.56115 82		8		8			
DIV. I NON-CONF.		6- 7		.46154 189		0- 0		69		47		111		.54448 109		7		7			
TOTALS		RPI 1-25		RPI 26-50		W-L RECORDS		RPI 51-100		RPI 101-150		RPI 150+									
14- 11		0- 3		1- 3		OVERALL		2- 2		3- 1		8- 2									
5- 2		0- 1		0- 0		HOME		0- 1		2- 0		3- 0									
3- 7		0- 1		0- 3		AWAY		1- 1		1- 1		1- 1									
6- 2		0- 1		1- 0		NEUTRAL		1- 0		0- 0		4- 1									
6- 7		0- 2		1- 2		NON-CONFERENCE		1- 1		0- 0		4- 2									
0- 0		0- 0		0- 0		HOME		0- 0		0- 0		0- 0									
0- 5		0- 1		0- 2		AWAY		0- 1		0- 0		0- 1									
6- 2		0- 1		1- 0		NEUTRAL		1- 0		0- 0		4- 1									
8- 4		0- 1		0- 1		CONFERENCE		1- 1		3- 1		4- 0									
5- 2		0- 1		0- 0		HOME		0- 1		2- 0		3- 0									
3- 2		0- 0		0- 1		AWAY		1- 0		1- 1		1- 0									
0- 0		0- 0		0- 0		NEUTRAL		0- 0		0- 0		0- 0									
RPI S	Opponent		Score		RPI S	Opponent		Score		RPI S	Opponent		Score		RPI S	Opponent		Score			
16 N	Kansas		2	3	31 A	Marquette		0	3	52 A	Illinois		1	3	124 A	Butler		3	2		
17 A	Purdue		0	3	33 A	Dayton		1	3	56 H	Villanova		1	3	124 H	Butler		3	2		
20 H	Creighton		0	3	36 A	Miami (OH)		1	3	77 N	Tennessee		3	1	150 A	Seton Hall		1	3		
					46 N	Missouri St.		3	2	82 A	DePaul		3	1	150 H	Seton Hall		3	1		
															151 N	Northwestern		3	0		
															152 N	Milwaukee		3	1		
															161 N	Chattanooga		1	3		
															176 N	Arkansas		3	1		
															181 A	St. John's (NY)		3	1		
															181 H	St. John's (NY)		3	1		
															198 A	Western Mich.		1	3		
															215 H	Georgetown		3	0		
															238 H	Providence		3	0		
															306 N	Southeastern La.		3	0		
					LAST 10 GAMES																
					124 H Butler					3	2	82 A DePaul					3	1			
					150 H Seton Hall					3	1	124 A Butler					3	2			
					181 H St. John's (NY)					3	1	31 A Marquette					0	3			
					56 H Villanova					1	3	238 H Providence					3	0			
					215 H Georgetown					3	0	20 H Creighton					0	3			

Non-Div. I Games:

Xavier

Duke				Through Games Of Oct. 30, 2016											
Average RPI Win:	184	WON-LOST RECORD	WINNING PCT. RANK	LAST 10 GAMES	STRENGTH OF SCHEDULE	OPP. STRENGTH OF SCHEDULE	TEAM RPI	ADJ RPI	CONF. RPI	ADJ CONF. RPI					
DIV. I ONLY		16- 6	.72727	50	8- 2	198	63	85	.55991	84	10	9			
DIV. I NON-CONF.		6- 3	.66667	86	0- 0	142	48	90	.55955	90	6	6			
TOTALS		RPI 1-25		RPI 26-50		W-L RECORDS		RPI 51-100		RPI 101-150		RPI 150+			
16- 6		0- 1		1- 3		OVERALL		0- 2		3- 0		12- 0			
10- 3		0- 1		1- 2		HOME		0- 0		2- 0		7- 0			
5- 3		0- 0		0- 1		AWAY		0- 2		1- 0		4- 0			
1- 0		0- 0		0- 0		NEUTRAL		0- 0		0- 0		1- 0			
6- 3		0- 0		0- 1		NON-CONFERENCE		0- 2		2- 0		4- 0			
5- 1		0- 0		0- 1		HOME		0- 0		2- 0		3- 0			
0- 2		0- 0		0- 0		AWAY		0- 2		0- 0		0- 0			
1- 0		0- 0		0- 0		NEUTRAL		0- 0		0- 0		1- 0			
10- 3		0- 1		1- 2		CONFERENCE		0- 0		1- 0		8- 0			
5- 2		0- 1		1- 1		HOME		0- 0		0- 0		4- 0			
5- 1		0- 0		0- 1		AWAY		0- 0		1- 0		4- 0			
0- 0		0- 0		0- 0		NEUTRAL		0- 0		0- 0		0- 0			
RPI	S	Opponent	Score	RPI	S	Opponent	Score	RPI	S	Opponent	Score	RPI	S	Opponent	Score
13	H	North Carolina	1 3	30	H	Pittsburgh	3 1	55	A	Long Beach St.	2 3	114	H	UNCW	3 2
				39	H	TCU	2 3	61	A	Loyola Marymount	0 3	128	H	LSU	3 0
				43	A	Notre Dame	1 3					142	A	Louisville	3 0
				48	H	Georgia Tech	1 3					153	H	UNCG	3 0
												173	H	Virginia Tech	3 1
												195	H	Campbell	3 0
												197	A	Syracuse	3 1
												216	N	Harvard	3 0
												222	H	Clemson	3 0
												223	A	Wake Forest	3 2
												223	H	Wake Forest	3 1
												225	A	Virginia	3 2
												225	H	Virginia	3 1
												228	A	Boston College	3 1
												257	H	Eastern Ky.	3 2
				LAST 10 GAMES											
				197	A	Syracuse	3 1	223	A	Wake Forest	3 2				
				228	A	Boston College	3 1	173	H	Virginia Tech	3 1				
				48	H	Georgia Tech	1 3	30	H	Pittsburgh	3 1				
				222	H	Clemson	3 0	142	A	Louisville	3 0				
				225	H	Virginia	3 1	43	A	Notre Dame	1 3				

Non-Div. I Games:

Duke

Average RPI Win: 189		WON-LOST RECORD		WINNING PCT. RANK		LAST 10 GAMES		STRENGTH OF SCHEDULE		OPP. STRENGTH OF SCHEDULE		TEAM RPI		ADJ RPI		CONF. RPI		ADJ CONF. RPI	
DIV. I ONLY		17- 9		.65385 88		8- 2		117		109		83		.55958 85		14		14	
DIV. I NON-CONF.		8- 7		.53333 164		1- 0		41		59		69		.57689 69		16		16	
TOTALS		RPI 1-25		RPI 26-50		W-L RECORDS		RPI 51-100		RPI 101-150		RPI 150+							
17- 9		0- 3		0- 1		OVERALL		3- 2		2- 1		12- 2							
11- 3		0- 0		0- 1		HOME		3- 0		1- 1		7- 1							
4- 4		0- 2		0- 0		AWAY		0- 1		0- 0		4- 1							
2- 2		0- 1		0- 0		NEUTRAL		0- 1		1- 0		1- 0							
8- 7		0- 3		0- 1		NON-CONFERENCE		2- 1		2- 1		4- 1							
5- 3		0- 0		0- 1		HOME		2- 0		1- 1		2- 1							
1- 2		0- 2		0- 0		AWAY		0- 0		0- 0		1- 0							
2- 2		0- 1		0- 0		NEUTRAL		0- 1		1- 0		1- 0							
9- 2		0- 0		0- 0		CONFERENCE		1- 1		0- 0		8- 1							
6- 0		0- 0		0- 0		HOME		1- 0		0- 0		5- 0							
3- 2		0- 0		0- 0		AWAY		0- 1		0- 0		3- 1							
0- 0		0- 0		0- 0		NEUTRAL		0- 0		0- 0		0- 0							
RPI	S	Opponent		Score		RPI	S	Opponent		Score		RPI	S	Opponent		Score			
6	A	BYU		2	3	27	H	Southern California		1	3	63	N	Cal Poly		1	3		
18	A	Missouri		1	3							64	A	UTSA		0	3		
21	N	Utah		0	3							65	H	A&M-Corpus Christi		3	1		
												94	H	Marshall		3	0		
												100	H	Oakland		3	0		
														101 H Yale		3	0		
														108 N Illinois St.		3	2		
														130 H Texas Tech		2	3		
														155 N Utah Valley		3	0		
														162 H Sam Houston St.		2	3		
														170 A Fla. Atlantic		2	3		
														188 H Houston Baptist		3	0		
														194 H North Texas		3	1		
														201 A Tennessee St.		3	1		
														211 H Houston		3	0		
														220 A FIU		3	0		
														247 A UTEP		3	1		
														247 H UTEP		3	2		
														256 H Louisiana Tech		3	0		
														269 A Middle Tenn.		3	0		
														276 H Charlotte		3	0		
														282 H UAB		3	0		
						LAST 10 GAMES													
						276	H	Charlotte		3	0	94	H	Marshall		3	0		
						194	H	North Texas		3	1	220	A	FIU		3	0		
						247	A	UTEP		3	1	170	A	Fla. Atlantic		2	3		
						64	A	UTSA		0	3	201	A	Tennessee St.		3	1		
						282	H	UAB		3	0	269	A	Middle Tenn.		3	0		

Non-Div. I Games:

Rice

Average RPI Win:	186	WON-LOST RECORD	WINNING PCT. RANK	LAST 10 GAMES	STRENGTH OF SCHEDULE	OPP. STRENGTH OF SCHEDULE	TEAM RPI	ADJ RPI	CONF. RPI	ADJ CONF. RPI					
DIV. I ONLY		13- 10	.56522	139	4- 6	88	40	88	.55922	86	3	3			
DIV. I NON-CONF.		9- 4	.69231	74	0- 0	190	132	114	.53963	115	3	3			
<hr/>															
TOTALS	RPI 1-25	RPI 26-50		W-L RECORDS		RPI 51-100		RPI 101-150		RPI 150+					
13- 10	0- 5	1- 3		OVERALL		0- 2		5- 0		7- 0					
6- 3	0- 2	1- 0		HOME		0- 1		1- 0		4- 0					
4- 5	0- 2	0- 3		AWAY		0- 0		3- 0		1- 0					
3- 2	0- 1	0- 0		NEUTRAL		0- 1		1- 0		2- 0					
<hr/>															
9- 4	0- 1	0- 1		NON-CONFERENCE		0- 2		2- 0		7- 0					
5- 1	0- 0	0- 0		HOME		0- 1		1- 0		4- 0					
1- 1	0- 0	0- 1		AWAY		0- 0		0- 0		1- 0					
3- 2	0- 1	0- 0		NEUTRAL		0- 1		1- 0		2- 0					
<hr/>															
4- 6	0- 4	1- 2		CONFERENCE		0- 0		3- 0		0- 0					
1- 2	0- 2	1- 0		HOME		0- 0		0- 0		0- 0					
3- 4	0- 2	0- 2		AWAY		0- 0		3- 0		0- 0					
0- 0	0- 0	0- 0		NEUTRAL		0- 0		0- 0		0- 0					
<hr/>															
RPI	S	Opponent	Score	RPI	S	Opponent	Score	RPI	S	Opponent	Score				
3	A	Texas	0 3	27	A	Southern California	0 3	64	H	UTSA	2 3	123	A	West Virginia	3 0
3	H	Texas	1 3	34	A	Baylor	1 3	95	N	Maryland	1 3	123	A	West Virginia	3 1
10	N	Washington	1 3	39	A	TCU	2 3					130	A	Texas Tech	3 0
14	H	Kansas St.	1 3	39	H	TCU	3 0					138	N	Mississippi St.	3 2
16	A	Kansas	0 3									146	H	Ohio	3 0
												180	H	UMKC	3 0
												213	A	Little Rock	3 1
												233	H	Oral Roberts	3 0
												247	H	UTEP	3 0
												262	N	UT Martin	3 1
												266	H	Lamar University	3 0
												322	N	Ark.-Pine Bluff	3 0
<hr/>															
				LAST 10 GAMES											
				39 H TCU 3 0				123 A West Virginia 3 1							
				3 A Texas 0 3				123 A West Virginia 3 0							
				34 A Baylor 1 3				39 A TCU 2 3							
				14 H Kansas St. 1 3				3 H Texas 1 3							
				130 A Texas Tech 3 0				16 A Kansas 0 3							

Non-Div. I Games:

Oklahoma

Average RPI Win: 189		WON-LOST	WINNING	LAST 10	STRENGTH OF		OPP. STRENGTH	TEAM	ADJ		CONF.	ADJ CONF.
Average RPI Loss: 80		RECORD	PCT. RANK	GAMES	SCHEDULE		OF SCHEDULE	RPI	RPI		RPI	RPI
DIV. I ONLY		16- 8	.66667	78	6- 4		133	107	89		6	6
DIV. I NON-CONF.		9- 3	.75	50	0- 0		264	186	134		10	10
TOTALS		RPI 1-25	RPI 26-50		W-L RECORDS		RPI 51-100		RPI 101-150		RPI 150+	
16- 8		0- 0	1- 3		OVERALL		2- 2		1- 2		12- 1	
10- 3		0- 0	0- 2		HOME		1- 0		1- 1		8- 0	
4- 4		0- 0	1- 1		AWAY		1- 2		0- 0		2- 1	
2- 1		0- 0	0- 0		NEUTRAL		0- 0		0- 1		2- 0	
9- 3		0- 0	0- 0		NON-CONFERENCE		0- 1		1- 1		8- 1	
6- 0		0- 0	0- 0		HOME		0- 0		1- 0		5- 0	
1- 2		0- 0	0- 0		AWAY		0- 1		0- 0		1- 1	
2- 1		0- 0	0- 0		NEUTRAL		0- 0		0- 1		2- 0	
7- 5		0- 0	1- 3		CONFERENCE		2- 1		0- 1		4- 0	
4- 3		0- 0	0- 2		HOME		1- 0		0- 1		3- 0	
3- 2		0- 0	1- 1		AWAY		1- 1		0- 0		1- 0	
0- 0		0- 0	0- 0		NEUTRAL		0- 0		0- 0		0- 0	
RPI S	Opponent	Score	RPI S	Opponent	Score	RPI S	Opponent	Score	RPI S	Opponent	Score	
			42 A Cincinnati		0 3	58 A UCF		0 3	105 H Tulane		1 3	
			42 H Cincinnati		0 3	74 H Tulsa		3 1	107 N Albany (NY)		1 3	
			45 H SMU		1 3	82 A DePaul		2 3	131 H New Mexico		3 1	
			49 A Temple		3 0	93 A UConn		3 2	156 A Ill.-Chicago		2 3	
									171 A East Carolina		3 0	
									171 H East Carolina		3 1	
									191 H Memphis		3 1	
									192 H Wright St.		3 0	
									195 N Campbell		3 0	
									200 N Mercer		3 1	
									211 H Houston		3 1	
									231 H LIU Brooklyn		3 0	
									263 H Western Caro.		3 0	
									276 A Charlotte		3 0	
									289 H Stetson		3 0	
									289 H Stetson		3 0	
LAST 10 GAMES												
			42 H Cincinnati		0 3	49 A Temple		3 0				
			171 H East Carolina		3 1	211 H Houston		3 1				
			74 H Tulsa		3 1	105 H Tulane		1 3				
			45 H SMU		1 3	171 A East Carolina		3 0				
			93 A UConn		3 2	42 A Cincinnati		0 3				

Non-Div. I Games:

South Fla.

Average RPI Win: 202		WON-LOST	WINNING	LAST 10	STRENGTH OF		OPP. STRENGTH	TEAM	ADJ		CONF.	ADJ CONF.
Average RPI Loss: 40		RECORD	PCT. RANK	GAMES	SCHEDULE		OF SCHEDULE	RPI	RPI		RPI	RPI
DIV. I ONLY		15- 7	.68182	72	3- 7		157	86	86		.5582	88
DIV. I NON-CONF.		12- 0	1	1	0- 0		294	224	76		.56874	78
TOTALS		RPI 1-25	RPI 26-50		W-L RECORDS		RPI 51-100		RPI 101-150		RPI 150+	
15- 7		0- 4	0- 2		OVERALL		2- 0		2- 0		11- 1	
8- 3		0- 2	0- 1		HOME		1- 0		1- 0		6- 0	
3- 4		0- 2	0- 1		AWAY		1- 0		1- 0		1- 1	
4- 0		0- 0	0- 0		NEUTRAL		0- 0		0- 0		4- 0	
12- 0		0- 0	0- 0		NON-CONFERENCE		1- 0		0- 0		11- 0	
6- 0		0- 0	0- 0		HOME		0- 0		0- 0		6- 0	
2- 0		0- 0	0- 0		AWAY		1- 0		0- 0		1- 0	
4- 0		0- 0	0- 0		NEUTRAL		0- 0		0- 0		4- 0	
3- 7		0- 4	0- 2		CONFERENCE		1- 0		2- 0		0- 1	
2- 3		0- 2	0- 1		HOME		1- 0		1- 0		0- 0	
1- 4		0- 2	0- 1		AWAY		0- 0		1- 0		0- 1	
0- 0		0- 0	0- 0		NEUTRAL		0- 0		0- 0		0- 0	
RPI S	Opponent	Score	RPI S	Opponent	Score	RPI S	Opponent	Score	RPI S	Opponent	Score	
7	H Florida	0 3	29	A Texas A&M	0 3	76	A Col. of Charleston	3 0	128	A LSU	3 1	
15	A Kentucky	0 3	29	H Texas A&M	0 3	77	H Tennessee	3 2	128	H LSU	3 1	
15	H Kentucky	1 3							167	A Georgia	1 3	
18	A Missouri	0 3							207	H Furman	3 0	
									208	N Binghamton	3 0	
									212	H William & Mary	3 1	
									222	H Clemson	3 1	
									223	N Wake Forest	3 2	
									227	A Ga. Southern	3 2	
									230	H Davidson	3 0	
									236	H Winthrop	3 0	
									262	N UT Martin	3 0	
									279	H Gardner-Webb	3 0	
									313	N Buffalo	3 0	
LAST 10 GAMES												
29	H Texas A&M	0 3	7	H Florida	0 3							
128	H LSU	3 1	167	A Georgia	1 3							
15	A Kentucky	0 3	15	H Kentucky	1 3							
128	A LSU	3 1	77	H Tennessee	3 2							
29	A Texas A&M	0 3	18	A Missouri	0 3							

Non-Div. I Games:

South Carolina

Average RPI Win:		202	WON-LOST		WINNING		LAST 10		STRENGTH OF		OPP. STRENGTH		TEAM		ADJ		CONF.		ADJ CONF.					
Average RPI Loss:		77	RECORD		PCT. RANK		GAMES		SCHEDULE		OF SCHEDULE		RPI		RPI		RPI		RPI					
DIV. I ONLY			17- 7		.70833		59		7- 3		162		122		87		.55804		89		13		13	
DIV. I NON-CONF.			8- 4		.66667		86		0- 0		209		131		129		.52824		130		13		13	
TOTALS		RPI 1-25		RPI 26-50				W-L RECORDS				RPI 51-100				RPI 101-150				RPI 150+				
17- 7		0- 2		0- 1				OVERALL				0- 2				4- 1				13- 1				
9- 1		0- 0		0- 0				HOME				0- 1				2- 0				7- 0				
4- 3		0- 1		0- 1				AWAY				0- 1				1- 0				3- 0				
4- 3		0- 1		0- 0				NEUTRAL				0- 0				1- 1				3- 1				
8- 4		0- 2		0- 0				NON-CONFERENCE				0- 0				3- 1				5- 1				
3- 0		0- 0		0- 0				HOME				0- 0				1- 0				2- 0				
1- 1		0- 1		0- 0				AWAY				0- 0				1- 0				0- 0				
4- 3		0- 1		0- 0				NEUTRAL				0- 0				1- 1				3- 1				
9- 3		0- 0		0- 1				CONFERENCE				0- 2				1- 0				8- 0				
6- 1		0- 0		0- 0				HOME				0- 1				1- 0				5- 0				
3- 2		0- 0		0- 1				AWAY				0- 1				0- 0				3- 0				
0- 0		0- 0		0- 0				NEUTRAL				0- 0				0- 0				0- 0				
RPI	S	Opponent		Score		RPI	S	Opponent		Score		RPI	S	Opponent		Score		RPI	S	Opponent		Score		
4	A	Minnesota		0	3	38	A	Cleveland St.		0	3	100	A	Oakland		0	3	102	N	Toledo		2	3	
25	N	Ohio St.		2	3							100	H	Oakland		2	3	117	A	SIUE		3	2	
																		129	H	Northern Ky.		3	0	
																		148	H	SFA		3	0	
																		149	N	North Dakota		3	0	
																		152	A	Milwaukee		3	2	
																		152	H	Milwaukee		3	0	
																		156	A	Ill.-Chicago		3	1	
																		156	H	Ill.-Chicago		3	0	
																		169	N	IUPUI		2	3	
																		192	H	Wright St.		3	0	
																		196	H	Valparaiso		3	1	
																		221	A	Youngstown St.		3	1	
																		221	H	Youngstown St.		3	0	
																		249	N	Evansville		3	0	
																		287	N	McNeese		3	2	
																		296	H	South Dakota St.		3	0	
																		301	H	Eastern Ill.		3	0	
																		304	N	Western Ill.		3	0	
LAST 10 GAMES						LAST 10 GAMES						LAST 10 GAMES						LAST 10 GAMES						
						152	H	Milwaukee		3	0	38	A	Cleveland St.		0	3							
						156	H	Ill.-Chicago		3	0	100	A	Oakland		0	3							
						221	H	Youngstown St.		3	0	221	A	Youngstown St.		3	1							
						100	H	Oakland		2	3	152	A	Milwaukee		3	2							
						192	H	Wright St.		3	0	156	A	Ill.-Chicago		3	1							

Non-Div. I Games:

Green Bay

Average RPI Win: 168		WON-LOST	WINNING	LAST 10	STRENGTH OF		OPP. STRENGTH	TEAM	ADJ	CONF.	ADJ CONF.
Average RPI Loss: 61		RECORD	PCT. RANK	GAMES	SCHEDULE		OF SCHEDULE	RPI	RPI	RPI	RPI
DIV. I ONLY		14- 10	.58333	126	6- 4		107	58	92	.55686	91
DIV. I NON-CONF.		7- 5	.58333	128	0- 0		88	85	87	.56319	84
TOTALS		RPI 1-25	RPI 26-50		W-L RECORDS		RPI 51-100		RPI 101-150		RPI 150+
14- 10	0- 2	2- 4		OVERALL		1- 2		2- 2		9- 0	
6- 4	0- 2	1- 0		HOME		1- 0		1- 2		3- 0	
4- 5	0- 0	0- 4		AWAY		0- 1		1- 0		3- 0	
4- 1	0- 0	1- 0		NEUTRAL		0- 1		0- 0		3- 0	
7- 5	0- 0	2- 1		NON-CONFERENCE		0- 2		1- 2		4- 0	
3- 2	0- 0	1- 0		HOME		0- 0		1- 2		1- 0	
0- 2	0- 0	0- 1		AWAY		0- 1		0- 0		0- 0	
4- 1	0- 0	1- 0		NEUTRAL		0- 1		0- 0		3- 0	
7- 5	0- 2	0- 3		CONFERENCE		1- 0		1- 0		5- 0	
3- 2	0- 2	0- 0		HOME		1- 0		0- 0		2- 0	
4- 3	0- 0	0- 3		AWAY		0- 0		1- 0		3- 0	
0- 0	0- 0	0- 0		NEUTRAL		0- 0		0- 0		0- 0	
RPI S	Opponent	Score	RPI S	Opponent	Score	RPI S	Opponent	Score	RPI S	Opponent	Score
13 H	North Carolina	2 3	30 A	Pittsburgh	2 3	68 N	Arkansas St.	0 3	114 H	UNCW	1 3
23 H	Florida St.	1 3	32 N	Boise St.	3 1	90 H	Miami (FL)	3 1	125 H	Delaware	3 0
			39 A	TCU	0 3	96 A	Ole Miss	2 3	140 H	High Point	1 3
			43 A	Notre Dame	0 3				142 A	Louisville	3 0
			45 H	SMU	3 2				173 A	Virginia Tech	3 0
			48 A	Georgia Tech	0 3				177 N	UT Arlington	3 1
									195 H	Campbell	3 1
									197 A	Syracuse	3 0
									197 H	Syracuse	3 2
									222 A	Clemson	3 0
									228 H	Boston College	3 1
									245 N	Northwestern St.	3 0
									287 N	McNeese	3 0
LAST 10 GAMES											
			173 A	Virginia Tech	3 0		142 A	Louisville	3 0		
			30 A	Pittsburgh	2 3		23 H	Florida St.	1 3		
			228 H	Boston College	3 1		90 H	Miami (FL)	3 1		
			197 H	Syracuse	3 2		48 A	Georgia Tech	0 3		
			43 A	Notre Dame	0 3		222 A	Clemson	3 0		

Non-Div. I Games:

North Carolina St.

Average RPI Win:	216	WON-LOST RECORD	WINNING PCT. RANK	LAST 10 GAMES	STRENGTH OF SCHEDULE	OPP. STRENGTH OF SCHEDULE	TEAM RPI	ADJ RPI	CONF. RPI	ADJ CONF. RPI			
DIV. I ONLY		21- 4	.84	16	8- 2	258	183	90	.55582	92	25	25	
DIV. I NON-CONF.		11- 3	.78571	40	0- 1	156	94	59	.58021	62	23	23	
<hr/>													
TOTALS	RPI 1-25	RPI 26-50		W-L RECORDS		RPI 51-100		RPI 101-150		RPI 150+			
21- 4	0- 0	0- 1		OVERALL		2- 2		3- 1		16- 0			
8- 1	0- 0	0- 1		HOME		0- 0		1- 0		7- 0			
6- 2	0- 0	0- 0		AWAY		2- 1		0- 1		4- 0			
7- 1	0- 0	0- 0		NEUTRAL		0- 1		2- 0		5- 0			
<hr/>													
11- 3	0- 0	0- 1		NON-CONFERENCE		2- 2		3- 0		6- 0			
2- 1	0- 0	0- 1		HOME		0- 0		1- 0		1- 0			
2- 1	0- 0	0- 0		AWAY		2- 1		0- 0		0- 0			
7- 1	0- 0	0- 0		NEUTRAL		0- 1		2- 0		5- 0			
<hr/>													
10- 1	0- 0	0- 0		CONFERENCE		0- 0		0- 1		10- 0			
6- 0	0- 0	0- 0		HOME		0- 0		0- 0		6- 0			
4- 1	0- 0	0- 0		AWAY		0- 0		0- 1		4- 0			
0- 0	0- 0	0- 0		NEUTRAL		0- 0		0- 0		0- 0			
<hr/>													
RPI	S	Opponent	Score	RPI	S	Opponent	Score	RPI	S	Opponent	Score		
				44	H	Iowa St.	0 3	51	A	Iowa	0 3		
								59	N	Alabama	1 3		
								60	A	Pacific	3 1		
								74	A	Tulsa	3 0		
										113	N	Oregon St.	3 1
										127	N	Northern Colo.	3 0
										134	A	Denver	0 3
										149	H	North Dakota	3 1
										169	H	IUPUI	3 0
										180	H	UMKC	3 0
										209	N	Ball St.	3 1
										233	A	Oral Roberts	3 0
										233	H	Oral Roberts	3 0
										234	H	North Dakota St.	3 0
										239	H	Fort Wayne	3 2
										251	N	Incarnate Word	3 0
										258	N	Abilene Christian	3 1
										266	N	Lamar University	3 0
										266	N	Lamar University	3 0
										283	A	Omaha	3 1
										283	H	Omaha	3 0
										296	A	South Dakota St.	3 0
										304	A	Western Ill.	3 0
										304	H	Western Ill.	3 0
<hr/>													
				LAST 10 GAMES									
				304	H	Western Ill.	3 0	44	H	Iowa St.	0 3		
				283	H	Omaha	3 0	239	H	Fort Wayne	3 2		
				233	A	Oral Roberts	3 0	169	H	IUPUI	3 0		
				134	A	Denver	0 3	296	A	South Dakota St.	3 0		
				283	A	Omaha	3 1	234	H	North Dakota St.	3 0		

Non-Div. I Games:

South Dakota

Average RPI Win: 182		WON-LOST	WINNING	LAST 10	STRENGTH OF		OPP. STRENGTH	TEAM	ADJ	CONF.	ADJ CONF.
Average RPI Loss: 80		RECORD	PCT. RANK	GAMES	SCHEDULE		OF SCHEDULE	RPI	RPI	RPI	RPI
DIV. I ONLY		14- 9	.6087	113	3- 7		99	113	91	.55531	93
DIV. I NON-CONF.		9- 2	.81818	33	0- 0		176	194	72	.57173	75
TOTALS		RPI 1-25	RPI 26-50		W-L RECORDS		RPI 51-100		RPI 101-150		RPI 150+
14- 9	0- 0	0- 4		OVERALL		1- 2		3- 2		10- 1	
6- 3	0- 0	0- 1		HOME		0- 2		2- 0		4- 0	
6- 4	0- 0	0- 3		AWAY		1- 0		1- 0		4- 1	
2- 2	0- 0	0- 0		NEUTRAL		0- 0		0- 2		2- 0	
9- 2	0- 0	0- 0		NON-CONFERENCE		0- 0		2- 2		7- 0	
3- 0	0- 0	0- 0		HOME		0- 0		1- 0		2- 0	
4- 0	0- 0	0- 0		AWAY		0- 0		1- 0		3- 0	
2- 2	0- 0	0- 0		NEUTRAL		0- 0		0- 2		2- 0	
5- 7	0- 0	0- 4		CONFERENCE		1- 2		1- 0		3- 1	
3- 3	0- 0	0- 1		HOME		0- 2		1- 0		2- 0	
2- 4	0- 0	0- 3		AWAY		1- 0		0- 0		1- 1	
0- 0	0- 0	0- 0		NEUTRAL		0- 0		0- 0		0- 0	
RPI S	Opponent	Score	RPI S	Opponent	Score	RPI S	Opponent	Score	RPI S	Opponent	Score
			42 A Cincinnati	2	3	58 H UCF	0	3	101 H Yale	3	0
			45 A SMU	1	3	74 A Tulsa	3	0	105 H Tulane	3	1
			49 A Temple	0	3	87 H South Fla.	2	3	107 N Albany (NY)	1	3
			49 H Temple	2	3				115 N Southern Miss.	0	3
									128 A LSU	3	0
									154 A Army West Point	3	1
									171 A East Carolina	2	3
									172 A Colgate	3	1
									181 N St. John's (NY)	3	2
									191 A Memphis	3	0
									191 H Memphis	3	0
									197 A Syracuse	3	1
									211 H Houston	3	0
									225 N Virginia	3	0
									307 H Loyola Maryland	3	0
									312 H St. Francis Brooklyn	3	0
LAST 10 GAMES											
			191 H Memphis	3	0	58 H UCF	0	3			
			49 A Temple	0	3	74 A Tulsa	3	0			
			171 A East Carolina	2	3	45 A SMU	1	3			
			42 A Cincinnati	2	3	191 A Memphis	3	0			
			87 H South Fla.	2	3	49 H Temple	2	3			

Non-Div. I Games:

UConn

Average RPI Win:		208	WON-LOST RECORD		WINNING PCT. RANK		LAST 10 GAMES		STRENGTH OF SCHEDULE		OPP. STRENGTH OF SCHEDULE		TEAM RPI		ADJ RPI		CONF. RPI		ADJ CONF. RPI					
Average RPI Loss:		88																						
DIV. I ONLY			18- 7		.72		54		7- 3		175		154		93		.5541		94		14		14	
DIV. I NON-CONF.			11- 4		.73333		65		0- 0		195		150		101		.548		102		16		16	
TOTALS		RPI 1-25		RPI 26-50		W-L RECORDS		RPI 51-100		RPI 101-150		RPI 150+												
18- 7		0- 2		0- 1		OVERALL		1- 1		4- 2		13- 1												
6- 1		0- 1		0- 0		HOME		1- 0		1- 0		4- 0												
6- 4		0- 1		0- 1		AWAY		0- 1		3- 1		3- 0												
6- 2		0- 0		0- 0		NEUTRAL		0- 0		0- 1		6- 1												
11- 4		0- 1		0- 1		NON-CONFERENCE		0- 0		4- 1		7- 1												
1- 0		0- 0		0- 0		HOME		0- 0		1- 0		0- 0												
4- 2		0- 1		0- 1		AWAY		0- 0		3- 0		1- 0												
6- 2		0- 0		0- 0		NEUTRAL		0- 0		0- 1		6- 1												
7- 3		0- 1		0- 0		CONFERENCE		1- 1		0- 1		6- 0												
5- 1		0- 1		0- 0		HOME		1- 0		0- 0		4- 0												
2- 2		0- 0		0- 0		AWAY		0- 1		0- 1		2- 0												
0- 0		0- 0		0- 0		NEUTRAL		0- 0		0- 0		0- 0												
RPI	S	Opponent		Score		RPI	S	Opponent		Score		RPI	S	Opponent		Score								
7	A	Florida		1	3	50	A	Indiana		1	3	64	H	UTSA		3	2	102	A	Toledo		3	0	
19	H	Western Ky.		0	3							85	A	Rice		0	3	104	A	Bowling Green		3	0	
																		115	A	Southern Miss.		0	3	
																		123	A	West Virginia		3	2	
																		129	N	Northern Ky.		1	3	
																		146	H	Ohio		3	2	
																		170	H	Fla. Atlantic		3	1	
																		214	N	Indiana St.		2	3	
																		217	N	Florida A&M		3	0	
																		220	A	FIU		3	1	
																		220	H	FIU		3	0	
																		229	N	Jacksonville		3	0	
																		239	N	Fort Wayne		3	0	
																		249	N	Evansville		3	0	
																		256	A	Louisiana Tech		3	1	
																		260	N	Morehead St.		3	1	
																		269	H	Middle Tenn.		3	0	
																		276	H	Charlotte		3	0	
																		289	A	Stetson		3	0	
																		316	N	Saint Francis (PA)		3	0	
						LAST 10 GAMES																		
						170	H	Fla. Atlantic		3	1	64	H	UTSA		3	2							
						19	H	Western Ky.		0	3	220	H	FIU		3	0							
						220	A	FIU		3	1	115	A	Southern Miss.		0	3							
						256	A	Louisiana Tech		3	1	269	H	Middle Tenn.		3	0							
						85	A	Rice		0	3	276	H	Charlotte		3	0							

Non-Div. I Games:

Marshall

Average RPI Win: 180		WON-LOST	WINNING	LAST 10	STRENGTH OF		OPP. STRENGTH	TEAM	ADJ	CONF.	ADJ CONF.
Average RPI Loss: 26		RECORD	PCT. RANK	GAMES	SCHEDULE		OF SCHEDULE	RPI	RPI	RPI	RPI
DIV. I ONLY		10- 14	.41667	217	2- 8		33	33	97	.55281	95
DIV. I NON-CONF.		8- 4	.66667	86	0- 0		126	121	91	.55939	91
TOTALS		RPI 1-25	RPI 26-50		W-L RECORDS		RPI 51-100		RPI 101-150		RPI 150+
10- 14	1- 9	0- 1		OVERALL		2- 4		0- 0		7- 0	
4- 4	1- 2	0- 0		HOME		0- 2		0- 0		3- 0	
2- 8	0- 6	0- 1		AWAY		0- 1		0- 0		2- 0	
4- 2	0- 1	0- 0		NEUTRAL		2- 1		0- 0		2- 0	
8- 4	0- 2	0- 1		NON-CONFERENCE		2- 1		0- 0		6- 0	
3- 0	0- 0	0- 0		HOME		0- 0		0- 0		3- 0	
1- 2	0- 1	0- 1		AWAY		0- 0		0- 0		1- 0	
4- 2	0- 1	0- 0		NEUTRAL		2- 1		0- 0		2- 0	
2- 10	1- 7	0- 0		CONFERENCE		0- 3		0- 0		1- 0	
1- 4	1- 2	0- 0		HOME		0- 2		0- 0		0- 0	
1- 6	0- 5	0- 0		AWAY		0- 1		0- 0		1- 0	
0- 0	0- 0	0- 0		NEUTRAL		0- 0		0- 0		0- 0	
RPI S	Opponent	Score		RPI S	Opponent	Score		RPI S	Opponent	Score	
1 H	Nebraska	0	3	27 A	Southern California	0	3	51 A	Iowa	0	3
2 A	Wisconsin	0	3					51 H	Iowa	0	3
4 A	Minnesota	0	3					52 H	Illinois	2	3
10 N	Washington	0	3					79 N	Princeton	3	2
11 A	Michigan	1	3					86 N	Oklahoma	3	1
11 H	Michigan	2	3					97 N	Towson	2	3
12 A	Michigan St.	1	3								
16 A	Kansas	0	3								
25 A	Ohio St.	0	3								
25 H	Ohio St.	3	2								
				LAST 10 GAMES							
				25 A	Ohio St.	0	3	51 H	Iowa	0	3
				25 H	Ohio St.	3	2	12 A	Michigan St.	1	3
				185 A	Rutgers	3	0	11 A	Michigan	1	3
				11 H	Michigan	2	3	52 H	Illinois	2	3
				1 H	Nebraska	0	3	51 A	Iowa	0	3

Non-Div. I Games:

Maryland

Average RPI Win:	174	WON-LOST RECORD	WINNING PCT. RANK	LAST 10 GAMES	STRENGTH OF SCHEDULE	OPP. STRENGTH OF SCHEDULE	TEAM RPI	ADJ RPI	CONF. RPI	ADJ CONF. RPI		
DIV. I ONLY		13- 10	.56522	139	2- 8	94	76	95	.55199	96	4	4
DIV. I NON-CONF.		11- 2	.84615	23	0- 0	183	173	65	.57882	65	5	5
<hr/>												
TOTALS	RPI 1-25	RPI 26-50		W-L RECORDS		RPI 51-100		RPI 101-150		RPI 150+		
13- 10	0- 4	0- 1		OVERALL		3- 2		2- 2		8- 1		
6- 4	0- 1	0- 1		HOME		3- 0		0- 2		3- 0		
1- 6	0- 3	0- 0		AWAY		0- 2		1- 0		0- 1		
6- 0	0- 0	0- 0		NEUTRAL		0- 0		1- 0		5- 0		
<hr/>												
11- 2	0- 0	0- 0		NON-CONFERENCE		2- 1		2- 0		7- 1		
4- 0	0- 0	0- 0		HOME		2- 0		0- 0		2- 0		
1- 2	0- 0	0- 0		AWAY		0- 1		1- 0		0- 1		
6- 0	0- 0	0- 0		NEUTRAL		0- 0		1- 0		5- 0		
<hr/>												
2- 8	0- 4	0- 1		CONFERENCE		1- 1		0- 2		1- 0		
2- 4	0- 1	0- 1		HOME		1- 0		0- 2		1- 0		
0- 4	0- 3	0- 0		AWAY		0- 1		0- 0		0- 0		
0- 0	0- 0	0- 0		NEUTRAL		0- 0		0- 0		0- 0		
<hr/>												
RPI	S	Opponent	Score	RPI	S	Opponent	Score	RPI	S	Opponent	Score	
7	A	Florida	0 3	29	H	Texas A&M	1 3	59	H	Alabama	3 1	
7	H	Florida	1 3					68	H	Arkansas St.	3 1	
15	A	Kentucky	0 3					75	A	Lipscomb	0 3	
18	A	Missouri	0 3					77	A	Tennessee	0 3	
								91	H	North Carolina St.	3 2	
										112	H Auburn	2 3
										128	H LSU	2 3
										147	N UC Davis	3 1
										149	A North Dakota	3 2
										151	N Northwestern	3 2
										161	A Chattanooga	2 3
										173	N Virginia Tech	3 2
										176	H Arkansas	3 2
										177	H UT Arlington	3 1
										201	N Tennessee St.	3 0
										283	N Omaha	3 1
										287	H McNeese	3 0
										297	N Appalachian St.	3 0
<hr/>												
LAST 10 GAMES												
7	A	Florida	0 3	29	H	Texas A&M	1 3					
59	H	Alabama	3 1	128	H	LSU	2 3					
112	H	Auburn	2 3	176	H	Arkansas	3 2					
15	A	Kentucky	0 3	18	A	Missouri	0 3					
77	A	Tennessee	0 3	7	H	Florida	1 3					

Non-Div. I Games:

Ole Miss

Towson

Average RPI Win:	206	WON-LOST RECORD	WINNING PCT. RANK	LAST 10 GAMES	STRENGTH OF SCHEDULE	OPP. STRENGTH OF SCHEDULE	TEAM RPI	ADJ RPI	CONF. RPI	ADJ CONF. RPI		
DIV. I ONLY		20- 7	.74074	42	6- 4	181	205	96	.55176	97	9	10
DIV. I NON-CONF.		13- 2	.86667	20	1- 0	274	297	119	.53648	120	12	12
<hr/>												
TOTALS	RPI 1-25		RPI 26-50		W-L RECORDS		RPI 51-100		RPI 101-150		RPI 150+	
20- 7	0- 0		0- 0		OVERALL		3- 4		3- 2		14- 1	
6- 2	0- 0		0- 0		HOME		1- 1		1- 1		4- 0	
5- 5	0- 0		0- 0		AWAY		0- 3		2- 1		3- 1	
9- 0	0- 0		0- 0		NEUTRAL		2- 0		0- 0		7- 0	
13- 2	0- 0		0- 0		NON-CONFERENCE		2- 0		0- 1		11- 1	
2- 0	0- 0		0- 0		HOME		0- 0		0- 0		2- 0	
2- 2	0- 0		0- 0		AWAY		0- 0		0- 1		2- 1	
9- 0	0- 0		0- 0		NEUTRAL		2- 0		0- 0		7- 0	
7- 5	0- 0		0- 0		CONFERENCE		1- 4		3- 1		3- 0	
4- 2	0- 0		0- 0		HOME		1- 1		1- 1		2- 0	
3- 3	0- 0		0- 0		AWAY		0- 3		2- 0		1- 0	
0- 0	0- 0		0- 0		NEUTRAL		0- 0		0- 0		0- 0	
RPI S	Opponent	Score	RPI S	Opponent	Score	RPI S	Opponent	Score	RPI S	Opponent	Score	
						54 A Hofstra	1	3	114 A UNCW		3	0
						69 A Northeastern	2	3	114 H UNCW		3	1
						70 H James Madison	3	0	125 A Delaware		3	1
						76 A Col. of Charleston	1	3	125 H Delaware		0	3
						76 H Col. of Charleston	2	3	150 A Seton Hall		1	3
						79 N Princeton	3	0	164 H VCU		3	1
						95 N Maryland	3	2	183 A Elon		3	1
									183 H Elon		3	2
									200 A Mercer		2	3
									212 H William & Mary		3	0
									215 A Georgetown		3	1
									218 N George Washington		3	0
									235 N USC Upstate		3	2
									248 A Alabama St.		3	0
									252 N Texas Southern		3	0
									318 N Alabama A&M		3	0
									319 N Canisius		3	0
									325 N Jackson St.		3	0
									327 H Delaware St.		3	0
									329 N Fairleigh Dickinson		3	0
LAST 10 GAMES												
						183 A Elon	3	1	70 H James Madison		3	0
						125 H Delaware	0	3	327 H Delaware St.		3	0
						76 A Col. of Charleston	1	3	69 A Northeastern		2	3
						114 A UNCW	3	0	54 A Hofstra		1	3
						212 H William & Mary	3	0	183 H Elon		3	2

T
O
W
S
O
N

Non-Div. I Games:

Towson

Average RPI Win: 144		WON-LOST	WINNING	LAST 10	STRENGTH OF		OPP. STRENGTH	TEAM	ADJ	CONF.	ADJ CONF.				
Average RPI Loss: 57		RECORD	PCT. RANK	GAMES	SCHEDULE		OF SCHEDULE	RPI	RPI	RPI	RPI				
DIV. I ONLY		10- 14	.41667	217	35		44	102	.5493	98	5	5			
DIV. I NON-CONF.		6- 6	.5	168	43		39	77	.57258	74	4	4			
<hr/>															
TOTALS		RPI 1-25	RPI 26-50		W-L RECORDS		RPI 51-100		RPI 101-150		RPI 150+				
10- 14		0- 4	1- 3		OVERALL		2- 4		3- 2		4- 1				
4- 6		0- 2	0- 0		HOME		1- 3		2- 1		1- 0				
2- 8		0- 2	0- 3		AWAY		1- 1		0- 1		1- 1				
4- 0		0- 0	1- 0		NEUTRAL		0- 0		1- 0		2- 0				
6- 6		0- 1	1- 3		NON-CONFERENCE		0- 2		3- 0		2- 0				
2- 2		0- 1	0- 0		HOME		0- 1		2- 0		0- 0				
0- 4		0- 0	0- 3		AWAY		0- 1		0- 0		0- 0				
4- 0		0- 0	1- 0		NEUTRAL		0- 0		1- 0		2- 0				
4- 8		0- 3	0- 0		CONFERENCE		2- 2		0- 2		2- 1				
2- 4		0- 1	0- 0		HOME		1- 2		0- 1		1- 0				
2- 4		0- 2	0- 0		AWAY		1- 0		0- 1		1- 1				
0- 0		0- 0	0- 0		NEUTRAL		0- 0		0- 0		0- 0				
RPI	S	Opponent	Score	RPI	S	Opponent	Score	RPI	S	Opponent	Score	RPI	S	Opponent	Score
5	A	San Diego	1 3	37	A	Arizona	0 3	55	A	Long Beach St.	2 3	109	A	Santa Clara	1 3
6	A	BYU	0 3	40	A	Hawaii	1 3	60	A	Pacific	3 0	116	H	Portland	2 3
6	H	BYU	1 3	40	A	Hawaii	0 3	60	H	Pacific	3 2	120	N	Arizona St.	3 0
8	H	UCLA	1 3	45	N	SMU	3 1	61	H	Loyola Marymount	0 3	133	H	Rhode Island	3 2
								75	H	Lipscomb	1 3	136	H	CSUN	3 2
								81	H	Gonzaga	1 3	165	A	St. Mary's (CA)	1 3
												165	H	St. Mary's (CA)	3 0
												216	N	Harvard	3 2
												248	N	Alabama St.	3 0
												261	A	San Francisco	3 0
<hr/>															
LAST 10 GAMES															
		</													

Non-Div. I Games:

Pepperdine

Average RPI Win: 222		WON-LOST	WINNING	LAST 10	STRENGTH OF		OPP. STRENGTH	TEAM	ADJ	CONF.	ADJ CONF.
Average RPI Loss: 54		RECORD	PCT. RANK	GAMES	SCHEDULE		OF SCHEDULE	RPI	RPI	RPI	RPI
DIV. I ONLY		12- 13	.48 184	7- 3	41		133	99	.54911 99	18	18
DIV. I NON-CONF.		5- 10	.33333 243	0- 0	38		75	132	.52857 128	20	20
TOTALS		RPI 1-25	RPI 26-50	W-L RECORDS	RPI 51-100		RPI 101-150	RPI 150+			
12- 13	0- 3		0- 5	OVERALL	0- 3		2- 1	10- 1			
5- 6	0- 1		0- 1	HOME	0- 3		0- 0	5- 1			
6- 4	0- 2		0- 1	AWAY	0- 0		2- 1	4- 0			
1- 3	0- 0		0- 3	NEUTRAL	0- 0		0- 0	1- 0			
5- 10	0- 3		0- 3	NON-CONFERENCE	0- 3		2- 0	3- 1			
1- 5	0- 1		0- 0	HOME	0- 3		0- 0	1- 1			
3- 2	0- 2		0- 0	AWAY	0- 0		2- 0	1- 0			
1- 3	0- 0		0- 3	NEUTRAL	0- 0		0- 0	1- 0			
7- 3	0- 0		0- 2	CONFERENCE	0- 0		0- 1	7- 0			
4- 1	0- 0		0- 1	HOME	0- 0		0- 0	4- 0			
3- 2	0- 0		0- 1	AWAY	0- 0		0- 1	3- 0			
0- 0	0- 0		0- 0	NEUTRAL	0- 0		0- 0	0- 0			
RPI S	Opponent	Score	RPI S	Opponent	Score	RPI S	Opponent	Score	RPI S	Opponent	Score
11 A	Michigan	0 3	31 N	Marquette	0 3	52 H	Illinois	0 3	108 A	Illinois St.	3 0
15 A	Kentucky	0 3	33 A	Dayton	0 3	63 H	Cal Poly	1 3	133 A	Rhode Island	1 3
19 H	Western Ky.	0 3	33 H	Dayton	0 3	68 H	Arkansas St.	1 3	145 A	Austin Peay	3 2
			36 N	Miami (OH)	2 3				159 H	Murray St.	2 3
			47 N	UNI	0 3				164 A	VCU	3 1
									179 H	Duquesne	3 1
									218 H	George Washington	3 0
									225 N	Virginia	3 2
									230 A	Davidson	3 0
									265 H	La Salle	3 0
									268 A	Fordham	3 1
									272 H	George Mason	3 0
									283 H	Omaha	3 0
									304 A	Western Ill.	3 1
LAST 10 GAMES											
	33 A Dayton	0 3		133 A Rhode Island	1 3						
	265 H La Salle	3 0		268 A Fordham	3 1						
	179 H Duquesne	3 1		33 H Dayton	0 3						
	164 A VCU	3 1		218 H George Washington	3 0						
	230 A Davidson	3 0		272 H George Mason	3 0						

Non-Div. I Games:

Saint Louis

Average RPI Win: 176		WON-LOST RECORD		WINNING PCT. RANK		LAST 10 GAMES		STRENGTH OF SCHEDULE		OPP. STRENGTH OF SCHEDULE		TEAM RPI		ADJ RPI		CONF. RPI		ADJ CONF. RPI	
DIV. I ONLY		18- 9		.66667 78		7- 3		170		108		98		.54861 100		13		13	
DIV. I NON-CONF.		8- 6		.57143 138		0- 0		231		109		169		.50029 169		13		13	
TOTALS		RPI 1-25		RPI 26-50		W-L RECORDS		RPI 51-100		RPI 101-150		RPI 150+							
18- 9		0- 0		1- 1		OVERALL		2- 2		3- 3		12- 3							
7- 1		0- 0		0- 0		HOME		1- 0		1- 0		5- 1							
6- 4		0- 0		1- 0		AWAY		1- 2		1- 1		3- 1							
5- 4		0- 0		0- 1		NEUTRAL		0- 0		1- 2		4- 1							
8- 6		0- 0		0- 1		NON-CONFERENCE		0- 2		2- 2		6- 1							
1- 0		0- 0		0- 0		HOME		0- 0		0- 0		1- 0							
2- 2		0- 0		0- 0		AWAY		0- 2		1- 0		1- 0							
5- 4		0- 0		0- 1		NEUTRAL		0- 0		1- 2		4- 1							
10- 3		0- 0		1- 0		CONFERENCE		2- 0		1- 1		6- 2							
6- 1		0- 0		0- 0		HOME		1- 0		1- 0		4- 1							
4- 2		0- 0		1- 0		AWAY		1- 0		0- 1		2- 1							
0- 0		0- 0		0- 0		NEUTRAL		0- 0		0- 0		0- 0							
RPI S	Opponent	Score		RPI S	Opponent	Score		RPI S	Opponent	Score		RPI S	Opponent	Score					
27 N	Southern California	0	3	51 A	Iowa	0	3	104 A	Bowling Green	3	0								
38 A	Cleveland St.	3	2	85 A	Rice	0	3	120 N	Arizona St.	2	3								
				89 A	Green Bay	3	2	124 N	Butler	3	2								
				89 H	Green Bay	3	0	129 A	Northern Ky.	0	3								
								129 H	Northern Ky.	3	1								
								142 N	Louisville	1	3								
								152 H	Milwaukee	3	2								
								156 A	Ill.-Chicago	2	3								
								156 H	Ill.-Chicago	3	2								
								162 N	Sam Houston St.	2	3								
								164 N	VCU	3	0								
								192 A	Wright St.	3	1								
								192 H	Wright St.	3	0								
								192 H	Wright St.	3	0								
								196 H	Valparaiso	0	3								
								198 H	Western Mich.	3	0								
								205 N	Cornell	3	1								
								221 A	Youngstown St.	3	2								
								304 N	Western Ill.	3	2								
								308 A	Bucknell	3	0								
								313 N	Buffalo	3	0								
LAST 10 GAMES																			
192 H	Wright St.	3	0	152 H	Milwaukee	3	2												
129 H	Northern Ky.	3	1	196 H	Valparaiso	0	3												
192 H	Wright St.	3	0	89 H	Green Bay	3	0												
156 A	Ill.-Chicago	2	3	156 H	Ill.-Chicago	3	2												
89 A	Green Bay	3	2	129 A	Northern Ky.	0	3												

Non-Div. I Games:

Oakland

Average RPI Win:	217	WON-LOST	WINNING	LAST 10	STRENGTH OF	OPP. STRENGTH	TEAM	ADJ	CONF.	ADJ CONF.	
Average RPI Loss:	109	RECORD	PCT. RANK	GAMES	SCHEDULE	OF SCHEDULE	RPI	RPI	RPI	RPI	
DIV. I ONLY	15- 4	.78947	32	8- 2	249	167	100	.54647	101	17	17
DIV. I NON-CONF.	7- 2	.77778	41	0- 0	267	130	122	.534	122	21	21
<hr/>											
TOTALS	RPI 1-25	RPI 26-50		W-L RECORDS		RPI 51-100		RPI 101-150		RPI 150+	
15- 4	0- 0	0- 0		OVERALL		1- 3		1- 0		13- 1	
8- 0	0- 0	0- 0		HOME		0- 0		1- 0		7- 0	
4- 4	0- 0	0- 0		AWAY		0- 3		0- 0		4- 1	
3- 0	0- 0	0- 0		NEUTRAL		1- 0		0- 0		2- 0	
<hr/>											
7- 2	0- 0	0- 0		NON-CONFERENCE		1- 2		1- 0		5- 0	
3- 0	0- 0	0- 0		HOME		0- 0		1- 0		2- 0	
1- 2	0- 0	0- 0		AWAY		0- 2		0- 0		1- 0	
3- 0	0- 0	0- 0		NEUTRAL		1- 0		0- 0		2- 0	
<hr/>											
8- 2	0- 0	0- 0		CONFERENCE		0- 1		0- 0		8- 1	
5- 0	0- 0	0- 0		HOME		0- 0		0- 0		5- 0	
3- 2	0- 0	0- 0		AWAY		0- 1		0- 0		3- 1	
0- 0	0- 0	0- 0		NEUTRAL		0- 0		0- 0		0- 0	
<hr/>											
RPI S	Opponent	Score	RPI S	Opponent	Score	RPI S	Opponent	Score	RPI S	Opponent	Score
						65 N	A&M-Corpus Christi	3 1	107 H	Albany (NY)	3 0
						79 A	Princeton	0 3	178 A	Columbia	2 3
						85 A	Rice	0 3	178 H	Columbia	3 1
						93 A	UConn	0 3	185 H	Rutgers	3 2
									187 A	Penn	3 0
									205 A	Cornell	3 1
									205 H	Cornell	3 1
									211 A	Houston	3 0
									216 H	Harvard	3 1
									237 H	Dartmouth	3 0
			259 A	Brown	3 0						
			259 H	Brown	3 1						
			307 N	Loyola Maryland	3 0						
			312 N	St. Francis Brooklyn	3 0						
			315 H	Iona	3 0						
<hr/>											
			LAST 10 GAMES								
			178 H	Columbia	3 1	216 H	Harvard	3 1			
			205 H	Cornell	3 1	237 H	Dartmouth	3 0			
			259 H	Brown	3 1	205 A	Cornell	3 1			
			79 A	Princeton	0 3	178 A	Columbia	2 3			
			187 A	Penn	3 0	259 A	Brown	3 0			

Non-Div. I Games:

Yale

T
o
l
e
d
o

Toledo

Average RPI Win: 174		WON-LOST	WINNING	LAST 10	STRENGTH OF		OPP. STRENGTH	TEAM	ADJ	CONF.	ADJ CONF.		
Average RPI Loss: 93		RECORD	PCT. RANK	GAMES	SCHEDULE		OF SCHEDULE	RPI	RPI	RPI	RPI		
DIV. I ONLY		15- 8	.65217	90	6- 4		174	93	106	.54561	103	7	7
DIV. I NON-CONF.		9- 3	.75	50	0- 0		228	118	108	.54519	108	8	8
TOTALS		RPI 1-25	RPI 26-50		W-L RECORDS		RPI 51-100		RPI 101-150		RPI 150+		
15- 8	0- 0	1- 2		OVERALL		3- 3		3- 2		8- 1			
6- 2	0- 0	0- 1		HOME		1- 0		2- 1		3- 0			
5- 4	0- 0	1- 0		AWAY		1- 2		1- 1		2- 1			
4- 2	0- 0	0- 1		NEUTRAL		1- 1		0- 0		3- 0			
9- 3	0- 0	0- 1		NON-CONFERENCE		2- 1		2- 0		5- 1			
3- 0	0- 0	0- 0		HOME		1- 0		1- 0		1- 0			
2- 1	0- 0	0- 0		AWAY		0- 0		1- 0		1- 1			
4- 2	0- 0	0- 1		NEUTRAL		1- 1		0- 0		3- 0			
6- 5	0- 0	1- 1		CONFERENCE		1- 2		1- 2		3- 0			
3- 2	0- 0	0- 1		HOME		0- 0		1- 1		2- 0			
3- 3	0- 0	1- 0		AWAY		1- 2		0- 1		1- 0			
0- 0	0- 0	0- 0		NEUTRAL		0- 0		0- 0		0- 0			
RPI S	Opponent	Score	RPI S	Opponent	Score	RPI S	Opponent	Score	RPI S	Opponent	Score		
29 N	Texas A&M	0 3	57 A	Colorado St.	0 3	122 H	Fresno St.	3 2					
32 A	Boise St.	3 1	63 N	Cal Poly	1 3	141 A	Sacramento St.	3 1					
32 H	Boise St.	0 3	71 A	Wyoming	3 2	143 A	Utah St.	1 3					
			72 N	Texas St.	3 0	143 H	Utah St.	2 3					
			80 A	San Diego St.	0 3	147 H	UC Davis	3 2					
			81 H	Gonzaga	3 2	165 A	St. Mary's (CA)	3 1					
						186 H	San Jose St.	3 0					
						194 A	North Texas	2 3					
						241 A	Air Force	3 1					
						241 H	Air Force	3 0					
						264 N	UC Riverside	3 0					
						269 N	Middle Tenn.	3 0					
						285 N	Grand Canyon	3 0					
						293 H	Southern Utah	3 1					
LAST 10 GAMES													
241 H	Air Force	3 0	57 A	Colorado St.	0 3								
32 H	Boise St.	0 3	122 H	Fresno St.	3 2								
143 A	Utah St.	1 3	186 H	San Jose St.	3 0								
80 A	San Diego St.	0 3	32 A	Boise St.	3 1								
71 A	Wyoming	3 2	241 A	Air Force	3 1								

Non-Div. I Games:

Nevada

Average RPI Win:	211	WON-LOST	WINNING	LAST 10	STRENGTH OF	OPP. STRENGTH	TEAM	ADJ	CONF.	ADJ CONF.	
Average RPI Loss:	104	RECORD	PCT. RANK	GAMES	SCHEDULE	OF SCHEDULE	RPI	RPI	RPI	RPI	
DIV. I ONLY	17- 8	.68	74	7- 3	164	189	103	.54457	104	15	15
DIV. I NON-CONF.	10- 3	.76923	45	0- 0	151	204	79	.56702	79	14	14
<hr/>											
TOTALS	RPI 1-25	RPI 26-50		W-L RECORDS		RPI 51-100		RPI 101-150		RPI 150+	
17- 8	0- 0	0- 2		OVERALL		0- 3		3- 2		14- 1	
7- 6	0- 0	0- 1		HOME		0- 2		2- 2		5- 1	
6- 2	0- 0	0- 1		AWAY		0- 1		0- 0		6- 0	
4- 0	0- 0	0- 0		NEUTRAL		0- 0		1- 0		3- 0	
<hr/>											
10- 3	0- 0	0- 0		NON-CONFERENCE		0- 2		2- 1		8- 0	
4- 3	0- 0	0- 0		HOME		0- 2		1- 1		3- 0	
2- 0	0- 0	0- 0		AWAY		0- 0		0- 0		2- 0	
4- 0	0- 0	0- 0		NEUTRAL		0- 0		1- 0		3- 0	
<hr/>											
7- 5	0- 0	0- 2		CONFERENCE		0- 1		1- 1		6- 1	
3- 3	0- 0	0- 1		HOME		0- 0		1- 1		2- 1	
4- 2	0- 0	0- 1		AWAY		0- 1		0- 0		4- 0	
0- 0	0- 0	0- 0		NEUTRAL		0- 0		0- 0		0- 0	
<hr/>											
RPI S	Opponent	Score	RPI S	Opponent	Score	RPI S	Opponent	Score	RPI S	Opponent	Score
			36 A	Miami (OH)	0 3	67 A	Northern Ill.	1 3	102 H	Toledo	3 1
			36 H	Miami (OH)	0 3	94 H	Marshall	0 3	117 N	SIUE	3 0
						100 H	Oakland	0 3	129 H	Northern Ky.	3 0
									142 H	Louisville	2 3
									146 H	Ohio	0 3
									156 A	Ill.-Chicago	3 0
									164 H	VCU	3 0
									193 N	Drake	3 1
									196 H	Valparaiso	3 0
									198 H	Western Mich.	3 0
									203 H	Kent St.	3 1
									209 H	Ball St.	0 3
									219 A	Central Mich.	3 0
									225 A	Eastern Mich.	3 0
									239 H	Fort Wayne	3 0
									256 N	Louisiana Tech	3 2
									274 N	UMass Lowell	3 0
									295 A	Akron	3 1
									301 A	Eastern Ill.	3 2
									313 A	Buffalo	3 0
<hr/>											
			LAST 10 GAMES								
			198 H	Western Mich.	3 0	225 A	Eastern Mich.	3 0			
			36 A	Miami (OH)	0 3	313 A	Buffalo	3 0			
			102 H	Toledo	3 1	295 A	Akron	3 1			
			209 H	Ball St.	0 3	203 H	Kent St.	3 1			
			219 A	Central Mich.	3 0	146 H	Ohio	0 3			

Non-Div. I Games:

Bowling Green

T
u
l
a
n
e

Tulane		Through Games Of Oct. 30, 2016										
Average RPI Win:	164	WON-LOST RECORD	WINNING PCT. RANK	LAST 10 GAMES	STRENGTH OF SCHEDULE	OPP. STRENGTH OF SCHEDULE	TEAM RPI	ADJ RPI	CONF. RPI	ADJ CONF. RPI		
DIV. I ONLY		13- 11	.54167	153	4- 6	69	139	105	.54441	105	6	6
DIV. I NON-CONF.		8- 4	.66667	86	0- 0	148	261	116	.536	121	10	10

TOTALS	RPI 1-25	RPI 26-50		W-L RECORDS		RPI 51-100		RPI 101-150		RPI 150+		
13- 11	0- 0	1- 3		OVERALL		3- 3		3- 1		6- 4		
1- 6	0- 0	0- 2		HOME		1- 0		0- 1		0- 3		
7- 4	0- 0	1- 1		AWAY		2- 2		1- 0		3- 1		
5- 1	0- 0	0- 0		NEUTRAL		0- 1		2- 0		3- 0		
8- 4	0- 0	0- 0		NON-CONFERENCE		0- 1		3- 1		5- 2		
0- 3	0- 0	0- 0		HOME		0- 0		0- 1		0- 2		
3- 0	0- 0	0- 0		AWAY		0- 0		1- 0		2- 0		
5- 1	0- 0	0- 0		NEUTRAL		0- 1		2- 0		3- 0		
5- 7	0- 0	1- 3		CONFERENCE		3- 2		0- 0		1- 2		
1- 3	0- 0	0- 2		HOME		1- 0		0- 0		0- 1		
4- 4	0- 0	1- 1		AWAY		2- 2		0- 0		1- 1		
0- 0	0- 0	0- 0		NEUTRAL		0- 0		0- 0		0- 0		

RPI	S	Opponent	Score	RPI	S	Opponent	Score	RPI	S	Opponent	Score	
		42 H Cincinnati	2 3			58 A UCF	3 0			115 A Southern Miss.	3 2	
		45 A SMU	2 3			66 N FGCU	0 3			121 N ETSU	3 0	
		45 H SMU	2 3			74 A Tulsa	1 3			137 H UTRGV	1 3	
		49 A Temple	3 2			74 H Tulsa	3 2			149 N North Dakota	3 2	
						87 A South Fla.	3 1			162 H Sam Houston St.	1 3	
						93 A UConn	1 3			170 A Fla. Atlantic	3 2	
										171 H East Carolina	1 3	
										191 A Memphis	2 3	
										211 A Houston	3 1	
										222 A Clemson	3 0	
										258 N Abilene Christian	3 0	
										287 N McNeese	3 2	
										288 H Bethune-Cookman	2 3	
										326 N Grambling	3 0	

LAST 10 GAMES												
		45 A SMU	2 3			171 H East Carolina	1 3					
		74 A Tulsa	1 3			58 A UCF	3 0					
		191 A Memphis	2 3			87 A South Fla.	3 1					
		211 A Houston	3 1			74 H Tulsa	3 2					
		42 H Cincinnati	2 3			45 H SMU	2 3					

Non-Div. I Games:

Tulane

Average RPI Win:		258	WON-LOST RECORD		WINNING PCT. RANK		LAST 10 GAMES		STRENGTH OF SCHEDULE		OPP. STRENGTH OF SCHEDULE		TEAM RPI		ADJ RPI		CONF. RPI		ADJ CONF. RPI	
DIV. I ONLY			23- 6		.7931 28		10- 0		236		260		107		.54336 106		27		27	
DIV. I NON-CONF.			10- 6		.625 118		0- 0		199		212		146		.51481 145		28		28	
TOTALS		RPI 1-25		RPI 26-50		W-L RECORDS		RPI 51-100		RPI 101-150		RPI 150+								
23- 6		0- 2		0- 2		OVERALL		0- 1		0- 0		23- 1								
9- 1		0- 1		0- 0		HOME		0- 0		0- 0		9- 0								
11- 2		0- 0		0- 1		AWAY		0- 1		0- 0		11- 0								
3- 3		0- 1		0- 1		NEUTRAL		0- 0		0- 0		3- 1								
10- 6		0- 2		0- 2		NON-CONFERENCE		0- 1		0- 0		10- 1								
2- 1		0- 1		0- 0		HOME		0- 0		0- 0		2- 0								
5- 2		0- 0		0- 1		AWAY		0- 1		0- 0		5- 0								
3- 3		0- 1		0- 1		NEUTRAL		0- 0		0- 0		3- 1								
13- 0		0- 0		0- 0		CONFERENCE		0- 0		0- 0		13- 0								
7- 0		0- 0		0- 0		HOME		0- 0		0- 0		7- 0								
6- 0		0- 0		0- 0		AWAY		0- 0		0- 0		6- 0								
0- 0		0- 0		0- 0		NEUTRAL		0- 0		0- 0		0- 0								
RPI	S	Opponent		Score		RPI	S	Opponent		Score		RPI	S	Opponent		Score				
10	H	Washington		2	3	30	A	Pittsburgh		1	3	54	A	Hofstra		0	3			
11	N	Michigan		0	3	41	N	Coastal Caro.		0	3			154 A Army West Point		3	0			
														154 H Army West Point		3	0			
														166 N Howard		2	3			
														172 H Colgate		3	0			
														184 A Navy		3	0			
														184 H Navy		3	1			
														210 A UMES		3	0			
														215 H Georgetown		3	2			
														239 N Fort Wayne		3	1			
														240 H Lehigh		3	0			
														246 A Stony Brook		3	1			
														270 A Holy Cross		3	0			
														270 H Holy Cross		3	0			
														272 A George Mason		3	2			
														280 N Rider		3	0			
														307 A Loyola Maryland		3	0			
														308 A Bucknell		3	0			
														308 H Bucknell		3	0			
														311 A Morgan St.		3	0			
														320 N Norfolk St.		3	0			
														321 A Lafayette		3	0			
														321 H Lafayette		3	0			
														327 A Delaware St.		3	0			
														328 H Coppin St.		3	0			
LAST 10 GAMES																				
						154	H	Army West Point		3	0	307	A	Loyola Maryland		3	0			
						270	H	Holy Cross		3	0	172	H	Colgate		3	0			
						184	A	Navy		3	0	240	H	Lehigh		3	0			
						308	A	Bucknell		3	0	184	H	Navy		3	1			
						321	A	Lafayette		3	0	270	A	Holy Cross		3	0			

Non-Div. I Games:

American

Average RPI Win:		213	WON-LOST RECORD		WINNING PCT. RANK		LAST 10 GAMES		STRENGTH OF SCHEDULE		OPP. STRENGTH OF SCHEDULE		TEAM RPI		ADJ RPI		CONF. RPI		ADJ CONF. RPI	
DIV. I ONLY			14- 7		.66667	78	9- 1		160		186	108		.54322	107		23		23	
DIV. I NON-CONF.			6- 6		.5	168	1- 0		74		106	109		.54395	110		24		24	
TOTALS		RPI 1-25		RPI 26-50		W-L RECORDS		RPI 51-100		RPI 101-150		RPI 150+								
14- 7		0- 1		0- 0		OVERALL		2- 3		0- 1		12- 2								
3- 1		0- 0		0- 0		HOME		0- 0		0- 0		3- 1								
6- 3		0- 1		0- 0		AWAY		0- 1		0- 1		6- 0								
5- 3		0- 0		0- 0		NEUTRAL		2- 2		0- 0		3- 1								
6- 6		0- 1		0- 0		NON-CONFERENCE		2- 3		0- 1		4- 1								
0- 0		0- 0		0- 0		HOME		0- 0		0- 0		0- 0								
1- 3		0- 1		0- 0		AWAY		0- 1		0- 1		1- 0								
5- 3		0- 0		0- 0		NEUTRAL		2- 2		0- 0		3- 1								
8- 1		0- 0		0- 0		CONFERENCE		0- 0		0- 0		8- 1								
3- 1		0- 0		0- 0		HOME		0- 0		0- 0		3- 1								
5- 0		0- 0		0- 0		AWAY		0- 0		0- 0		5- 0								
0- 0		0- 0		0- 0		NEUTRAL		0- 0		0- 0		0- 0								
RPI	S	Opponent		Score		RPI	S	Opponent		Score		RPI	S	Opponent		Score				
22	A	UNLV		1	3					73	N	UC Santa Barbara	1	3	101	A	Yale	0	3	
										78	N	New Mexico St.	0	3	154	A	Army West Point	3	2	
										82	A	DePaul	1	3	156	N	Ill.-Chicago	1	3	
										87	N	South Fla.	3	1	174	H	New Hampshire	3	2	
										93	N	UConn	3	1	181	N	St. John's (NY)	3	1	
															185	N	Rutgers	3	0	
															204	A	UMBC	3	1	
															208	A	Binghamton	3	1	
															208	H	Binghamton	0	3	
															246	A	Stony Brook	3	2	
															274	A	UMass Lowell	3	2	
															274	H	UMass Lowell	3	1	
															292	A	Hartford	3	0	
															292	H	Hartford	3	1	
															315	N	Iona	3	1	
LAST 10 GAMES																				
						274	A	UMass Lowell	3	2	204	A	UMBC	3	1					
						292	A	Hartford	3	0	292	H	Hartford	3	1					
						208	H	Binghamton	0	3	274	H	UMass Lowell	3	1					
						174	H	New Hampshire	3	2	208	A	Binghamton	3	1					
						246	A	Stony Brook	3	2	154	A	Army West Point	3	2					

Non-Div. I Games:

Albany (NY)

Average RPI Win:		192	WON-LOST RECORD		WINNING PCT. RANK		LAST 10 GAMES		STRENGTH OF SCHEDULE		OPP. STRENGTH OF SCHEDULE		TEAM RPI		ADJ RPI		CONF. RPI		ADJ CONF. RPI					
DIV. I ONLY			15- 9		.625		100		6- 4		168		96		113		.54304		108		12		11	
DIV. I NON-CONF.			7- 5		.58333		128		0- 0		149		70		121		.53792		117		11		11	
TOTALS		RPI 1-25		RPI 26-50				W-L RECORDS				RPI 51-100				RPI 101-150				RPI 150+				
15- 9		1- 1		2- 2				OVERALL				0- 4				2- 1				10- 1				
3- 3		0- 0		0- 2				HOME				0- 1				1- 0				2- 0				
6- 3		0- 0		1- 0				AWAY				0- 2				1- 0				4- 1				
6- 3		1- 1		1- 0				NEUTRAL				0- 1				0- 1				4- 0				
7- 5		1- 1		1- 0				NON-CONFERENCE				0- 3				0- 1				5- 0				
0- 1		0- 0		0- 0				HOME				0- 1				0- 0				0- 0				
1- 1		0- 0		0- 0				AWAY				0- 1				0- 0				1- 0				
6- 3		1- 1		1- 0				NEUTRAL				0- 1				0- 1				4- 0				
8- 4		0- 0		1- 2				CONFERENCE				0- 1				2- 0				5- 1				
3- 2		0- 0		0- 2				HOME				0- 0				1- 0				2- 0				
5- 2		0- 0		1- 0				AWAY				0- 1				1- 0				3- 1				
0- 0		0- 0		0- 0				NEUTRAL				0- 0				0- 0				0- 0				
RPI	S	Opponent		Score		RPI	S	Opponent		Score		RPI	S	Opponent		Score		RPI	S	Opponent		Score		
8	N	UCLA		0	3	35	H	Wichita St.		0	3	61	A	Loyola Marymount		1	3	144	A	Loyola Chicago		3	0	
21	N	Utah		3	2	36	N	Miami (OH)		3	2	62	A	Southern Ill.		1	3	144	H	Loyola Chicago		3	1	
						46	H	Missouri St.		2	3	85	N	Rice		2	3	150	N	Seton Hall		1	3	
						47	A	UNI		3	2	99	H	Saint Louis		0	3	193	A	Drake		0	3	
																		197	N	Syracuse		3	0	
																		214	A	Indiana St.		3	0	
																		214	H	Indiana St.		3	0	
																		234	N	North Dakota St.		3	0	
																		249	A	Evansville		3	0	
																		269	A	Middle Tenn.		3	0	
																		271	A	Bradley		3	0	
																		271	H	Bradley		3	0	
																		273	N	Tennessee Tech		3	0	
																		291	N	Niagara		3	0	
						LAST 10 GAMES																		
						214	A	Indiana St.		3	0	62	A	Southern Ill.		1	3							
						144	A	Loyola Chicago		3	0	249	A	Evansville		3	0							
						271	A	Bradley		3	0	193	A	Drake		0	3							
						35	H	Wichita St.		0	3	214	H	Indiana St.		3	0							
						46	H	Missouri St.		2	3	271	H	Bradley		3	0							

Non-Div. I Games:

Illinois St.

Average RPI Win: 139		WON-LOST RECORD		WINNING PCT. RANK		LAST 10 GAMES		STRENGTH OF SCHEDULE		OPP. STRENGTH OF SCHEDULE		TEAM RPI		ADJ RPI		CONF. RPI		ADJ CONF. RPI	
DIV. I ONLY		13- 11		.54167 153		4- 6		122		41		112		.54262 109		5		5	
DIV. I NON-CONF.		9- 3		.75 50		0- 0		178		28		74		.57375 71		4		4	
TOTALS		RPI 1-25		RPI 26-50		W-L RECORDS		RPI 51-100		RPI 101-150		RPI 150+							
13- 11		0- 2		2- 1		OVERALL		2- 4		5- 3		4- 1							
2- 3		0- 0		0- 0		HOME		2- 2		0- 1		0- 0							
5- 6		0- 2		1- 1		AWAY		0- 2		3- 0		1- 1							
6- 2		0- 0		1- 0		NEUTRAL		0- 0		2- 2		3- 0							
9- 3		0- 0		2- 1		NON-CONFERENCE		0- 0		4- 2		3- 0							
0- 0		0- 0		0- 0		HOME		0- 0		0- 0		0- 0							
3- 1		0- 0		1- 1		AWAY		0- 0		2- 0		0- 0							
6- 2		0- 0		1- 0		NEUTRAL		0- 0		2- 2		3- 0							
4- 8		0- 2		0- 0		CONFERENCE		2- 4		1- 1		1- 1							
2- 3		0- 0		0- 0		HOME		2- 2		0- 1		0- 0							
2- 5		0- 2		0- 0		AWAY		0- 2		1- 0		1- 1							
0- 0		0- 0		0- 0		NEUTRAL		0- 0		0- 0		0- 0							
RPI S	Opponent		Score		RPI S	Opponent		Score		RPI S	Opponent		Score						
5	A	San Diego	0	3	27	A	Southern California	3	1	60	A	Pacific	0	3	112	N	Auburn	3	1
6	A	BYU	0	3	31	N	Marquette	3	1	60	H	Pacific	2	3	116	A	Portland	3	2
					32	A	Boise St.	1	3	61	H	Loyola Marymount	0	3	116	H	Portland	1	3
										81	A	Gonzaga	0	3	119	A	California	3	1
										81	H	Gonzaga	3	1	120	N	Arizona St.	2	3
										98	H	Pepperdine	3	1	123	N	West Virginia	3	1
															142	A	Louisville	3	1
															147	N	UC Davis	1	3
															163	N	UC Irvine	3	0
															165	A	St. Mary's (CA)	0	3
															246	N	Stony Brook	3	0
															261	A	San Francisco	3	0
															285	N	Grand Canyon	3	0
LAST 10 GAMES																			
					81	H	Gonzaga	3	1	61	H	Loyola Marymount	0	3					
					116	H	Portland	1	3	261	A	San Francisco	3	0					
					165	A	St. Mary's (CA)	0	3	116	A	Portland	3	2					
					60	A	Pacific	0	3	81	A	Gonzaga	0	3					
					98	H	Pepperdine	3	1	60	H	Pacific	2	3					

Non-Div. I Games:

Santa Clara

Average RPI Win: 214		WON-LOST	WINNING	LAST 10	STRENGTH OF		OPP. STRENGTH	TEAM	ADJ	CONF.	ADJ CONF.												
Average RPI Loss: 119		RECORD	PCT. RANK	GAMES	SCHEDULE		OF SCHEDULE	RPI	RPI	RPI	RPI												
DIV. I ONLY		20- 5	.8	26	8- 2		269	166	104	.54186	110	16	16										
DIV. I NON-CONF.		10- 3	.76923	45	0- 0		292	168	143	.51444	147	17	17										

TOTALS		RPI 1-25		RPI 26-50		W-L RECORDS		RPI 51-100		RPI 101-150		RPI 150+											
20- 5		0- 0		0- 1		OVERALL		1- 1		5- 1		14- 2											
8- 0		0- 0		0- 0		HOME		0- 0		3- 0		5- 0											
6- 4		0- 0		0- 1		AWAY		1- 0		2- 1		3- 2											
6- 1		0- 0		0- 0		NEUTRAL		0- 1		0- 0		6- 0											
10- 3		0- 0		0- 1		NON-CONFERENCE		1- 1		0- 0		9- 1											
2- 0		0- 0		0- 0		HOME		0- 0		0- 0		2- 0											
2- 2		0- 0		0- 1		AWAY		1- 0		0- 0		1- 1											
6- 1		0- 0		0- 0		NEUTRAL		0- 1		0- 0		6- 0											
10- 2		0- 0		0- 0		CONFERENCE		0- 0		5- 1		5- 1											
6- 0		0- 0		0- 0		HOME		0- 0		3- 0		3- 0											
4- 2		0- 0		0- 0		AWAY		0- 0		2- 1		2- 1											
0- 0		0- 0		0- 0		NEUTRAL		0- 0		0- 0		0- 0											
RPI	S	Opponent		Score		RPI	S	Opponent		Score		RPI	S	Opponent		Score							
						49	A	Temple	1	3			58	N	UCF	1	3	127	A	Northern Colo.	3	1	
													62	A	Southern Ill.	3	1	132	H	Idaho St.	3	1	
																		139	A	Portland St.	3	2	
																		139	H	Portland St.	3	1	
																		141	A	Sacramento St.	0	3	
																		141	H	Sacramento St.	3	0	
																		157	A	CSU Bakersfield	2	3	
																		163	N	UC Irvine	3	2	
																		189	A	Eastern Wash.	1	3	
																		198	N	Western Mich.	3	1	
																		199	A	Idaho	3	2	
																		202	H	Weber St.	3	0	
																		232	H	Montana St.	3	0	
																		261	N	San Francisco	3	0	
																		262	A	UT Martin	3	1	
																		264	N	UC Riverside	3	2	
																		267	H	Montana	3	0	
																		288	H	Bethune-Cookman	3	0	
																		288	H	Bethune-Cookman	3	0	
																		293	A	Southern Utah	3	0	
																		299	N	Hampton	3	0	
																		318	N	Alabama A&M	3	0	
						LAST 10 GAMES																	
						139	A	Portland St.	3	2			139	H	Portland St.	3	1						
						141	A	Sacramento St.	0	3			199	A	Idaho	3	2						
						267	H	Montana	3	0			189	A	Eastern Wash.	1	3						
						232	H	Montana St.	3	0			202	H	Weber St.	3	0						
						141	H	Sacramento St.	3	0			132	H	Idaho St.	3	1						

Non-Div. I Games:

Northern Ariz.

Average RPI Win:		227	WON-LOST RECORD		WINNING PCT. RANK		LAST 10 GAMES		STRENGTH OF SCHEDULE		OPP. STRENGTH OF SCHEDULE		TEAM RPI	ADJ RPI		CONF. RPI	ADJ CONF. RPI
DIV. I ONLY			15- 9		.625 100		9- 1		126		200		109	.54097 111		19	20
DIV. I NON-CONF.			6- 8		.42857 207		0- 0		103		177		162	.50428 160		18	18
TOTALS		RPI 1-25		RPI 26-50		W-L RECORDS		RPI 51-100		RPI 101-150		RPI 150+					
15- 9		0- 1		0- 2		OVERALL		2- 3		1- 2		12- 1					
5- 3		0- 1		0- 1		HOME		1- 1		0- 0		4- 0					
6- 3		0- 0		0- 1		AWAY		1- 1		1- 1		4- 0					
4- 3		0- 0		0- 0		NEUTRAL		0- 1		0- 1		4- 1					
6- 8		0- 1		0- 2		NON-CONFERENCE		0- 2		0- 2		6- 1					
1- 2		0- 1		0- 1		HOME		0- 0		0- 0		1- 0					
1- 3		0- 0		0- 1		AWAY		0- 1		0- 1		1- 0					
4- 3		0- 0		0- 0		NEUTRAL		0- 1		0- 1		4- 1					
9- 1		0- 0		0- 0		CONFERENCE		2- 1		1- 0		6- 0					
4- 1		0- 0		0- 0		HOME		1- 1		0- 0		3- 0					
5- 0		0- 0		0- 0		AWAY		1- 0		1- 0		3- 0					
0- 0		0- 0		0- 0		NEUTRAL		0- 0		0- 0		0- 0					
RPI	S	Opponent		Score		RPI	S	Opponent		Score		RPI	S	Opponent		Score	
18	H	Missouri		2	3	30	H	Pittsburgh		0	3	66	H	FGCU		3	1
						48	A	Georgia Tech		2	3	72	A	Texas St.		0	3
												74	N	Tulsa		1	3
												75	A	Lipscomb		3	2
												75	H	Lipscomb		0	3
												112	A	Auburn		2	3
												126	A	North Florida		3	1
												148	N	SFA		1	3
												167	N	Georgia		0	3
												168	H	Liberty		3	1
												229	A	Jacksonville		3	2
												235	A	USC Upstate		3	2
												235	H	USC Upstate		3	0
												242	N	Georgia St.		3	1
												249	N	Evansville		3	0
												277	N	La.-Monroe		3	0
												289	H	Stetson		3	0
												290	A	Jacksonville St.		3	1
												305	A	NJIT		3	1
												305	H	NJIT		3	0
												314	N	Nicholls St.		3	0
LAST 10 GAMES																	
235 A USC Upstate						3 2						289 H Stetson 3 0					
305 A NJIT						3 1						66 H FGCU 3 1					
75 H Lipscomb						0 3						126 A North Florida 3 1					
305 H NJIT						3 0						229 A Jacksonville 3 2					
235 H USC Upstate						3 0						75 A Lipscomb 3 2					

Non-Div. I Games:

Kennesaw St.

Average RPI Win:		156	WON-LOST		WINNING		LAST 10		STRENGTH OF		OPP. STRENGTH		TEAM		ADJ		CONF.		ADJ CONF.					
Average RPI Loss:		87	RECORD		PCT. RANK		GAMES		SCHEDULE		OF SCHEDULE		RPI		RPI		RPI		RPI					
DIV. I ONLY			13- 11		.54167 153		6- 4		114		61		110		.54076 112		4		4					
DIV. I NON-CONF.			6- 7		.46154 189		0- 0		132		71		151		.51027 151		5		5					
TOTALS		RPI 1-25		RPI 26-50		W-L RECORDS		RPI 51-100		RPI 101-150		RPI 150+												
13- 11		0- 2		0- 3		OVERALL		2- 2		4- 2		7- 2												
7- 5		0- 1		0- 2		HOME		1- 1		3- 0		3- 1												
4- 5		0- 1		0- 1		AWAY		1- 1		1- 1		2- 1												
2- 1		0- 0		0- 0		NEUTRAL		0- 0		0- 1		2- 0												
6- 7		0- 1		0- 2		NON-CONFERENCE		0- 1		2- 1		4- 2												
3- 4		0- 0		0- 2		HOME		0- 1		1- 0		2- 1												
1- 2		0- 1		0- 0		AWAY		0- 0		1- 0		0- 1												
2- 1		0- 0		0- 0		NEUTRAL		0- 0		0- 1		2- 0												
7- 4		0- 1		0- 1		CONFERENCE		2- 1		2- 1		3- 0												
4- 1		0- 1		0- 0		HOME		1- 0		2- 0		1- 0												
3- 3		0- 0		0- 1		AWAY		1- 1		0- 1		2- 0												
0- 0		0- 0		0- 0		NEUTRAL		0- 0		0- 0		0- 0												
RPI	S	Opponent		Score		RPI	S	Opponent		Score		RPI	S	Opponent		Score								
11	A	Michigan		0	3	29	A	Texas A&M		0	3	59	H	Alabama		3	1	109	N	Santa Clara		1	3	
18	H	Missouri		0	3	36	H	Miami (OH)		2	3	60	H	Pacific		0	3	111	H	Kennesaw St.		3	2	
						48	H	Georgia Tech		1	3	77	A	Tennessee		0	3	128	H	LSU		3	2	
												96	A	Ole Miss		3	2	138	A	Mississippi St.		1	3	
																		138	H	Mississippi St.		3	2	
																		142	A	Louisville		3	2	
																		167	A	Georgia		3	1	
																		167	H	Georgia		3	0	
																		172	N	Colgate		3	1	
																		176	A	Arkansas		3	1	
																		191	H	Memphis		3	0	
																		207	H	Furman		1	3	
																		225	A	Eastern Mich.		1	3	
																		229	H	Jacksonville		3	0	
																		246	N	Stony Brook		3	0	
LAST 10 GAMES																								
						77	A	Tennessee		0	3	59	H	Alabama		3	1							
						176	A	Arkansas		3	1	18	H	Missouri		0	3							
						96	A	Ole Miss		3	2	167	A	Georgia		3	1							
						138	H	Mississippi St.		3	2	138	A	Mississippi St.		1	3							
						167	H	Georgia		3	0	29	A	Texas A&M		0	3							

Non-Div. I Games:

Auburn

Average RPI Win: 147		WON-LOST	WINNING	LAST 10	STRENGTH OF	OPP. STRENGTH	TEAM	ADJ	CONF.	ADJ CONF.							
Average RPI Loss: 43		RECORD	PCT. RANK	GAMES	SCHEDULE	OF SCHEDULE	RPI	RPI	RPI	RPI							
DIV. I ONLY		9- 14	.3913	227	2- 8	48	21	114	.54035	113	2	2					
DIV. I NON-CONF.		7- 4	.63636	110	0- 0	93	79	73	.57163	76	2	2					
<hr/>																	
TOTALS		RPI 1-25		RPI 26-50		W-L RECORDS		RPI 51-100		RPI 101-150		RPI 150+					
9- 14		0- 5		1- 4		OVERALL		1- 3		3- 2		4- 0					
3- 7		0- 3		1- 2		HOME		0- 0		1- 2		1- 0					
2- 6		0- 2		0- 2		AWAY		0- 2		1- 0		1- 0					
4- 1		0- 0		0- 0		NEUTRAL		1- 1		1- 0		2- 0					
7- 4		0- 1		0- 0		NON-CONFERENCE		1- 2		2- 1		4- 0					
2- 1		0- 0		0- 0		HOME		0- 0		1- 1		1- 0					
1- 2		0- 1		0- 0		AWAY		0- 1		0- 0		1- 0					
4- 1		0- 0		0- 0		NEUTRAL		1- 1		1- 0		2- 0					
2- 10		0- 4		1- 4		CONFERENCE		0- 1		1- 1		0- 0					
1- 6		0- 3		1- 2		HOME		0- 0		0- 1		0- 0					
1- 4		0- 1		0- 2		AWAY		0- 1		1- 0		0- 0					
0- 0		0- 0		0- 0		NEUTRAL		0- 0		0- 0		0- 0					
RPI	S	Opponent		Score		RPI	S	Opponent		Score		RPI	S	Opponent		Score	
1	A	Nebraska		0	3	26	A	Oregon		0	3	53	A	Colorado		1	3
8	H	UCLA		0	3	27	H	Southern California		0	3	60	A	Pacific		2	3
9	H	Stanford		0	3	28	H	Washington St.		1	3	71	N	Wyoming		3	0
10	H	Washington		1	3	37	A	Arizona		0	3	92	N	South Dakota		1	3
21	A	Utah		2	3	37	H	Arizona		3	1						
																	</

Non-Div. I Games:

Oregon St.

UNCW

Average RPI Win: 182		WON-LOST RECORD		WINNING PCT. RANK		LAST 10 GAMES		STRENGTH OF SCHEDULE		OPP. STRENGTH OF SCHEDULE		TEAM RPI		ADJ RPI		CONF. RPI		ADJ CONF. RPI	
DIV. I ONLY		14- 10		.58333 126		3- 7		120		135		115		.53851 114		9		10	
DIV. I NON-CONF.		10- 2		.83333 27		0- 0		241		218		97		.55251 98		12		12	
TOTALS		RPI 1-25		RPI 26-50		W-L RECORDS		RPI 51-100		RPI 101-150		RPI 150+							
14- 10		0- 0		0- 0		OVERALL		3- 7		2- 1		9- 2							
4- 4		0- 0		0- 0		HOME		1- 2		0- 1		3- 1							
6- 6		0- 0		0- 0		AWAY		2- 5		1- 0		3- 1							
4- 0		0- 0		0- 0		NEUTRAL		0- 0		1- 0		3- 0							
10- 2		0- 0		0- 0		NON-CONFERENCE		1- 1		1- 0		8- 1							
3- 1		0- 0		0- 0		HOME		0- 0		0- 0		3- 1							
3- 1		0- 0		0- 0		AWAY		1- 1		0- 0		2- 0							
4- 0		0- 0		0- 0		NEUTRAL		0- 0		1- 0		3- 0							
4- 8		0- 0		0- 0		CONFERENCE		2- 6		1- 1		1- 1							
1- 3		0- 0		0- 0		HOME		1- 2		0- 1		0- 0							
3- 5		0- 0		0- 0		AWAY		1- 4		1- 0		1- 1							
0- 0		0- 0		0- 0		NEUTRAL		0- 0		0- 0		0- 0							
RPI	S	Opponent		Score	RPI	S	Opponent		Score	RPI	S	Opponent		Score					
							54	A	Hofstra	2	3	125	A	Delaware	3	2			
							54	H	Hofstra	3	1	125	H	Delaware	1	3			
							69	A	Northeastern	0	3	146	N	Ohio	3	1			
							69	H	Northeastern	1	3	183	A	Elon	3	2			
							70	A	James Madison	1	3	194	A	North Texas	3	1			
							76	A	Col. of Charleston	3	2	195	H	Campbell	3	0			
							84	A	Duke	2	3	212	A	William & Mary	2	3			
							91	A	North Carolina St.	3	1	214	N	Indiana St.	3	0			
							97	A	Towson	1	3	224	N	Wofford	3	2			
							97	H	Towson	0	3	229	H	Jacksonville	3	1			
												230	H	Davidson	0	3			
												236	H	Winthrop	3	0			
												286	N	UL Lafayette	3	0			
												297	A	Appalachian St.	3	0			
LAST 10 GAMES																			
							69	A	Northeastern	0	3	76	A	Col. of Charleston	3	2			
							54	A	Hofstra	2	3	212	A	William & Mary	2	3			
							125	H	Delaware	1	3	70	A	James Madison	1	3			
							97	H	Towson	0	3	97	A	Towson	1	3			
							183	A	Elon	3	2	125	A	Delaware	3	2			

Non-Div. I Games:

UNCW

Average RPI Win:	224	WON-LOST RECORD	WINNING PCT. RANK	LAST 10 GAMES	STRENGTH OF SCHEDULE	OPP. STRENGTH OF SCHEDULE	TEAM RPI	ADJ RPI	CONF. RPI	ADJ CONF. RPI			
Average RPI Loss:	88												
DIV. I ONLY		18- 7	.72	54	7- 3	222	169	116	.53827	115	14	14	
DIV. I NON-CONF.		11- 4	.73333	65	0- 0	248	174	128	.52977	127	16	16	
<hr/>													
TOTALS	RPI 1-25	RPI 26-50		W-L RECORDS		RPI 51-100		RPI 101-150		RPI 150+			
18- 7	0- 2	0- 0		OVERALL		2- 2		1- 1		15- 2			
7- 2	0- 1	0- 0		HOME		1- 0		0- 1		6- 0			
6- 4	0- 0	0- 0		AWAY		0- 2		1- 0		5- 2			
5- 1	0- 1	0- 0		NEUTRAL		1- 0		0- 0		4- 0			
<hr/>													
11- 4	0- 1	0- 0		NON-CONFERENCE		1- 1		1- 1		9- 1			
3- 1	0- 0	0- 0		HOME		0- 0		0- 1		3- 0			
3- 2	0- 0	0- 0		AWAY		0- 1		1- 0		2- 1			
5- 1	0- 1	0- 0		NEUTRAL		1- 0		0- 0		4- 0			
<hr/>													
7- 3	0- 1	0- 0		CONFERENCE		1- 1		0- 0		6- 1			
4- 1	0- 1	0- 0		HOME		1- 0		0- 0		3- 0			
3- 2	0- 0	0- 0		AWAY		0- 1		0- 0		3- 1			
0- 0	0- 0	0- 0		NEUTRAL		0- 0		0- 0		0- 0			
<hr/>													
RPI S	Opponent	Score		RPI S	Opponent	Score		RPI S	Opponent	Score			
14 N	Kansas St.	1	3			59 A	Alabama	2	3	105 H	Tulane	2	3
19 H	Western Ky.	1	3			64 A	UTSA	0	3	128 A	LSU	3	1
						93 N	UConn	3	0	170 A	Fla. Atlantic	1	3
						94 H	Marshall	3	0	176 A	Arkansas	3	1
										180 N	UMKC	3	0
										182 A	South Ala.	2	3
										194 A	North Texas	3	1
										194 H	North Texas	3	1
										225 N	Virginia	3	0
										240 N	Lehigh	3	0
										245 N	Northwestern St.	3	0
										247 A	UTEP	3	0
										256 H	Louisiana Tech	3	0
										269 A	Middle Tenn.	3	0
										276 H	Charlotte	3	0
										277 A	La.-Monroe	3	0
										287 H	McNeese	3	1
										317 H	Southern U.	3	0
										326 H	Grambling	3	0
				LAST 10 GAMES									
				194 H	North Texas	3	1	247 A	UTEP	3	0		
				276 H	Charlotte	3	0	19 H	Western Ky.	1	3		
				170 A	Fla. Atlantic	1	3	94 H	Marshall	3	0		
				269 A	Middle Tenn.	3	0	64 A	UTSA	0	3		
				256 H	Louisiana Tech	3	0	194 A	North Texas	3	1		

Non-Div. I Games:

Southern Miss.

Average RPI Win: 159		WON-LOST	WINNING	LAST 10	STRENGTH OF	OPP. STRENGTH	TEAM	ADJ	CONF.	ADJ CONF.		
Average RPI Loss: 79		RECORD	PCT. RANK	GAMES	SCHEDULE	OF SCHEDULE	RPI	RPI	RPI	RPI		
DIV. I ONLY		13- 10	.56522	139	6- 4	149	50	121	.53778	116	5	5
DIV. I NON-CONF.		7- 5	.58333	128	0- 0	174	50	130	.52756	132	4	4
<hr/>												
TOTALS		RPI 1-25	RPI 26-50		W-L RECORDS	RPI 51-100		RPI 101-150		RPI 150+		
13- 10		1- 2	0- 0		OVERALL	1- 5		5- 2		6- 1		
3- 4		1- 2	0- 0		HOME	0- 1		0- 1		2- 0		
7- 3		0- 0	0- 0		AWAY	1- 3		4- 0		2- 0		
3- 3		0- 0	0- 0		NEUTRAL	0- 1		1- 1		2- 1		
7- 5		0- 1	0- 0		NON-CONFERENCE	0- 2		4- 1		3- 1		
1- 2		0- 1	0- 0		HOME	0- 1		0- 0		1- 0		
3- 0		0- 0	0- 0		AWAY	0- 0		3- 0		0- 0		
3- 3		0- 0	0- 0		NEUTRAL	0- 1		1- 1		2- 1		
6- 5		1- 1	0- 0		CONFERENCE	1- 3		1- 1		3- 0		
2- 2		1- 1	0- 0		HOME	0- 0		0- 1		1- 0		
4- 3		0- 0	0- 0		AWAY	1- 3		1- 0		2- 0		
0- 0		0- 0	0- 0		NEUTRAL	0- 0		0- 0		0- 0		
RPI	S	Opponent	Score	RPI	S	Opponent	Score	RPI	S	Opponent	Score	
5	H	San Diego	0 3					109	A	Santa Clara	3 1	
6	H	BYU	3 2					109	H	Santa Clara	2 3	
21	H	Utah	0 3					72	H	Texas St.	0 3	
								81	A	Gonzaga	0 3	
								82	N	DePaul	1 3	
								98	A	Pepperdine	3 2	
									</			

Non-Div. I Games:

Portland

Average RPI Win: 249		WON-LOST	WINNING	LAST 10	STRENGTH OF		OPP. STRENGTH	TEAM	ADJ	CONF.	ADJ CONF.
Average RPI Loss: 105		RECORD	PCT. RANK	GAMES	SCHEDULE		OF SCHEDULE	RPI	RPI	RPI	RPI
DIV. I ONLY		17- 6	.73913	45	8- 2		214	256	117	.53762	117
DIV. I NON-CONF.		7- 4	.63636	110	0- 0		128	193	107	.54537	107
TOTALS		RPI 1-25	RPI 26-50		W-L RECORDS		RPI 51-100		RPI 101-150		RPI 150+
17- 6	0- 0	0- 1		OVERALL		0- 1		0- 3		17- 1	
5- 3	0- 0	0- 0		HOME		0- 1		0- 1		5- 1	
9- 0	0- 0	0- 0		AWAY		0- 0		0- 0		9- 0	
3- 3	0- 0	0- 1		NEUTRAL		0- 0		0- 2		3- 0	
7- 4	0- 0	0- 1		NON-CONFERENCE		0- 1		0- 2		7- 0	
1- 1	0- 0	0- 0		HOME		0- 1		0- 0		1- 0	
3- 0	0- 0	0- 0		AWAY		0- 0		0- 0		3- 0	
3- 3	0- 0	0- 1		NEUTRAL		0- 0		0- 2		3- 0	
10- 2	0- 0	0- 0		CONFERENCE		0- 0		0- 1		10- 1	
4- 2	0- 0	0- 0		HOME		0- 0		0- 1		4- 1	
6- 0	0- 0	0- 0		AWAY		0- 0		0- 0		6- 0	
0- 0	0- 0	0- 0		NEUTRAL		0- 0		0- 0		0- 0	
RPI S	Opponent	Score	RPI S	Opponent	Score	RPI S	Opponent	Score	RPI S	Opponent	Score
			33 N	Dayton	1 3	89 H	Green Bay	2 3	102 N	Toledo	2 3
									104 N	Bowling Green	0 3
									145 H	Austin Peay	2 3
									156 A	Ill.-Chicago	3 1
									159 H	Murray St.	2 3
									178 A	Columbia	3 1
									190 A	Belmont	3 0
									192 A	Wright St.	3 1
									201 H	Tennessee St.	3 0
									244 N	Bryant	3 1
									249 H	Evansville	3 0
									257 H	Eastern Ky.	3 0
									260 H	Morehead St.	3 2
									262 A	UT Martin	3 1
									273 A	Tennessee Tech	3 0
									274 N	UMass Lowell	3 1
									290 A	Jacksonville St.	3 1
									298 A	Southeast Mo. St.	3 2
									301 A	Eastern Ill.	3 0
									301 H	Eastern Ill.	3 0
									309 N	Manhattan	3 0
			LAST 10 GAMES								
			190 A	Belmont	3 0	260 H	Morehead St.	3 2			
			301 A	Eastern Ill.	3 0	145 H	Austin Peay	2 3			
			290 A	Jacksonville St.	3 1	159 H	Murray St.	2 3			
			273 A	Tennessee Tech	3 0	298 A	Southeast Mo. St.	3 2			
			257 H	Eastern Ky.	3 0	262 A	UT Martin	3 1			

Non-Div. I Games:

SIUE

Average RPI Win: 248		WON-LOST	WINNING	LAST 10	STRENGTH OF		OPP. STRENGTH	TEAM	ADJ	CONF.	ADJ CONF.
Average RPI Loss: 186		RECORD	PCT. RANK	GAMES	SCHEDULE		OF SCHEDULE	RPI	RPI	RPI	RPI
DIV. I ONLY		20- 4	.83333	17	9- 1		273	280	111	.53753	118
DIV. I NON-CONF.		9- 3	.75	50	0- 0		303	286	176	.49336	180
TOTALS		RPI 1-25	RPI 26-50		W-L RECORDS		RPI 51-100		RPI 101-150		RPI 150+
20- 4	0- 0	0- 0		OVERALL		0- 0		2- 1		18- 3	
8- 0	0- 0	0- 0		HOME		0- 0		1- 0		7- 0	
8- 4	0- 0	0- 0		AWAY		0- 0		0- 1		8- 3	
4- 0	0- 0	0- 0		NEUTRAL		0- 0		1- 0		3- 0	
9- 3	0- 0	0- 0		NON-CONFERENCE		0- 0		1- 1		8- 2	
3- 0	0- 0	0- 0		HOME		0- 0		0- 0		3- 0	
2- 3	0- 0	0- 0		AWAY		0- 0		0- 1		2- 2	
4- 0	0- 0	0- 0		NEUTRAL		0- 0		1- 0		3- 0	
11- 1	0- 0	0- 0		CONFERENCE		0- 0		1- 0		10- 1	
5- 0	0- 0	0- 0		HOME		0- 0		1- 0		4- 0	
6- 1	0- 0	0- 0		AWAY		0- 0		0- 0		6- 1	
0- 0	0- 0	0- 0		NEUTRAL		0- 0		0- 0		0- 0	
RPI S	Opponent	Score	RPI S	Opponent	Score	RPI S	Opponent	Score	RPI S	Opponent	Score
									135 A	Samford	0 3
									140 H	High Point	3 0
									146 N	Ohio	3 0
									153 A	UNCG	1 3
									168 A	Liberty	3 1
									168 H	Liberty	3 2
									173 A	Virginia Tech	1 3
									195 A	Campbell	3 1
									223 H	Wake Forest	3 2
									236 A	Winthrop	3 0
									236 H	Winthrop	3 0
									250 A	UNC Asheville	3 1
									250 H	UNC Asheville	3 2
									273 N	Tennessee Tech	3 0
									279 A	Gardner-Webb	3 0
									279 H	Gardner-Webb	3 1
									281 A	Charleston So.	1 3
									282 A	UAB	3 0
									298 N	Southeast Mo. St.	3 0
									299 N	Hampton	3 0
									300 A	N.C. A&T	3 2
									303 A	Presbyterian	3 0
									312 H	St. Francis Brooklyn	3 0
									320 H	Norfolk St.	3 0
LAST 10 GAMES											
						250 H	UNC Asheville	3 2	279 H	Gardner-Webb	3 1
						168 A	Liberty	3 1	236 H	Winthrop	3 0
						236 A	Winthrop	3 0	250 A	UNC Asheville	3 1
						279 A	Gardner-Webb	3 0	168 H	Liberty	3 2
						281 A	Charleston So.	1 3	195 A	Campbell	3 1

Non-Div. I Games:

Radford

Average RPI Win:	151	WON-LOST RECORD	WINNING PCT. RANK	LAST 10 GAMES	STRENGTH OF SCHEDULE	OPP. STRENGTH OF SCHEDULE	TEAM RPI	ADJ RPI	CONF. RPI	ADJ CONF. RPI	
DIV. I ONLY		9- 13	.40909 221	3- 7	58	29	122	.53727 119	2	2	
DIV. I NON-CONF.		6- 4	.6 122	0- 0	234	107	158	.50657 158	2	2	
<hr/>											
TOTALS	RPI 1-25	RPI 26-50		W-L RECORDS	RPI 51-100		RPI 101-150		RPI 150+		
9- 13	0- 5	2- 3		OVERALL	2- 2		0- 3		5- 0		
6- 6	0- 3	2- 0		HOME	1- 0		0- 3		3- 0		
2- 7	0- 2	0- 3		AWAY	0- 2		0- 0		2- 0		
1- 0	0- 0	0- 0		NEUTRAL	1- 0		0- 0		0- 0		
<hr/>											
6- 4	0- 0	0- 0		NON-CONFERENCE	1- 2		0- 2		5- 0		
3- 2	0- 0	0- 0		HOME	0- 0		0- 2		3- 0		
2- 2	0- 0	0- 0		AWAY	0- 2		0- 0		2- 0		
1- 0	0- 0	0- 0		NEUTRAL	1- 0		0- 0		0- 0		
<hr/>											
3- 9	0- 5	2- 3		CONFERENCE	1- 0		0- 1		0- 0		
3- 4	0- 3	2- 0		HOME	1- 0		0- 1		0- 0		
0- 5	0- 2	0- 3		AWAY	0- 0		0- 0		0- 0		
0- 0	0- 0	0- 0		NEUTRAL	0- 0		0- 0		0- 0		
<hr/>											
RPI S	Opponent	Score	RPI S	Opponent	Score	RPI S	Opponent	Score	RPI S	Opponent	Score
8 A	UCLA	1 <div>3</div>	26 A	Oregon	0 <div>3</div>	53 H	Colorado	3 1	109 H	Santa Clara	1 <div>3</div>
9 H	Stanford	1 <div>3</div>	27 A	Southern California	0 <div>3</div>	55 A	Long Beach St.	1 <div>3</div>	120 H	Arizona St.	1 <div>3</div>
10 A	Washington	1 <div>3</div>	28 A	Washington St.	0 <div>3</div>	60 A	Pacific	0 <div>3</div>	123 H	West Virginia	1 <div>3</div>
10 H	Washington	0 <div>3</div>	28 H	Washington St.	3 0	69 N	Northeastern	3 2	163 A	UC Irvine	3 1
21 H	Utah	0 <div>3</div>	37 H	Arizona	3 2				165 A	St. Mary's (CA)	3 1
									264 H	UC Riverside	3 2
									285 H	Grand Canyon	3 0
									293 H	Southern Utah	3 0
<hr/>											
LAST 10 GAMES											
	28 H	Washington St.	3 0	120 H	Arizona St.	1 <div>3</div>					
	10 H	Washington	0 <div>3</div>	53 H	Colorado	3 1					
	8 A	UCLA	1 <div>3</div>	21 H	Utah	0 <div>3</div>					
	27 A	Southern California	0 <div>3</div>	28 A	Washington St.	0 <div>3</div>					
	37 H	Arizona	3 2	10 A	Washington	1 <div>3</div>					

Non-Div. I Games:

California

Average RPI Win: 139		WON-LOST	WINNING	LAST 10	STRENGTH OF	OPP. STRENGTH	TEAM	ADJ	CONF.	ADJ CONF.				
Average RPI Loss: 50		RECORD	PCT. RANK	GAMES	SCHEDULE	OF SCHEDULE	RPI	RPI	RPI	RPI				
DIV. I ONLY		9- 15	.375	235	2- 8	36	36	118	.53664	120	2	2		
DIV. I NON-CONF.		7- 5	.58333	128	0- 0	71	99	81	.56591	81	2	2		
<hr/>														
TOTALS		RPI 1-25		RPI 26-50		W-L RECORDS		RPI 51-100		RPI 101-150		RPI 150+		
9- 15		0- 4		0- 6		OVERALL		2- 2		4- 3		3- 0		
0- 4		0- 1		0- 2		HOME		0- 0		0- 1		0- 0		
3- 9		0- 3		0- 4		AWAY		1- 1		2- 1		0- 0		
6- 2		0- 0		0- 0		NEUTRAL		1- 1		2- 1		3- 0		
7- 5		0- 0		0- 1		NON-CONFERENCE		2- 2		2- 2		3- 0		
0- 0		0- 0		0- 0		HOME		0- 0		0- 0		0- 0		
1- 3		0- 0		0- 1		AWAY		1- 1		0- 1		0- 0		
6- 2		0- 0		0- 0		NEUTRAL		1- 1		2- 1		3- 0		
2- 10		0- 4		0- 5		CONFERENCE		0- 0		2- 1		0- 0		
0- 4		0- 1		0- 2		HOME		0- 0		0- 1		0- 0		
2- 6		0- 3		0- 3		AWAY		0- 0		2- 0		0- 0		
0- 0		0- 0		0- 0		NEUTRAL		0- 0		0- 0		0- 0		
RPI	S	Opponent		Score	RPI	S	Opponent		Score	RPI	S	Opponent		Score
8	A	UCLA		0 3	26	A	Oregon		1 3	51	A	Iowa		0 3
9	A	Stanford		0 3	26	H	Oregon		2 3	55	A	Long Beach St.		3 2
10	H	Washington		0 3	27	A	Southern California		1 3	98	N	Pepperdine		0 3
21	A	Utah		2 3	28	H	Washington St.		0 3	100	N	Oakland		3 2
					32	A	Boise St.		1 3					
					37	A	Arizona		1 3					

Non-Div. I Games:

Arizona St.

Average RPI Win: 224		WON-LOST	WINNING	LAST 10	STRENGTH OF		OPP. STRENGTH	TEAM	ADJ	CONF.	ADJ CONF.
Average RPI Loss: 151		RECORD	PCT. RANK	GAMES	SCHEDULE		OF SCHEDULE	RPI	RPI	RPI	RPI
DIV. I ONLY		17- 7	.70833	59	8- 2		196	235	119	.53634	121
DIV. I NON-CONF.		8- 4	.66667	86	0- 0		237	205	149	.51278	149
TOTALS		RPI 1-25	RPI 26-50		W-L RECORDS		RPI 51-100		RPI 101-150		RPI 150+
17- 7	0- 0	0- 0		OVERALL		0- 1		2- 2		15- 4	
9- 0	0- 0	0- 0		HOME		0- 0		1- 0		8- 0	
4- 5	0- 0	0- 0		AWAY		0- 1		1- 0		3- 4	
4- 2	0- 0	0- 0		NEUTRAL		0- 0		0- 2		4- 0	
8- 4	0- 0	0- 0		NON-CONFERENCE		0- 1		1- 2		7- 1	
3- 0	0- 0	0- 0		HOME		0- 0		1- 0		2- 0	
1- 2	0- 0	0- 0		AWAY		0- 1		0- 0		1- 1	
4- 2	0- 0	0- 0		NEUTRAL		0- 0		0- 2		4- 0	
9- 3	0- 0	0- 0		CONFERENCE		0- 0		1- 0		8- 3	
6- 0	0- 0	0- 0		HOME		0- 0		0- 0		6- 0	
3- 3	0- 0	0- 0		AWAY		0- 0		1- 0		2- 3	
0- 0	0- 0	0- 0		NEUTRAL		0- 0		0- 0		0- 0	
RPI S	Opponent	Score	RPI S	Opponent	Score	RPI S	Opponent	Score	RPI S	Opponent	Score
						59 A	Alabama	1 3	105 N	Tulane	0 3
									135 A	Samford	3 2
									145 H	Austin Peay	3 0
									149 N	North Dakota	2 3
									153 A	UNCG	1 3
									153 H	UNCG	3 0
									161 A	Chattanooga	1 3
									161 H	Chattanooga	3 0
									168 A	Liberty	3 0
									200 H	Mercer	3 0
									207 A	Furman	2 3
									222 A	Clemson	2 3
									224 A	Wofford	3 0
									224 H	Wofford	3 0
									227 N	Ga. Southern	3 0
									235 H	USC Upstate	3 0
									235 N	USC Upstate	3 1
									263 A	Western Caro.	3 1
									263 H	Western Caro.	3 2
									275 H	Troy	3 0
									294 H	The Citadel	3 0
									299 N	Hampton	3 0
									303 N	Presbyterian	3 0
LAST 10 GAMES											
						153 A	UNCG	1 3	224 A	Wofford	3 0
						224 H	Wofford	3 0	161 H	Chattanooga	3 0
						294 H	The Citadel	3 0	153 H	UNCG	3 0
						200 H	Mercer	3 0	263 H	Western Caro.	3 2
						263 A	Western Caro.	3 1	161 A	Chattanooga	1 3

Non-Div. I Games:

ETSU

Average RPI Win:		206	WON-LOST RECORD		WINNING PCT. RANK		LAST 10 GAMES		STRENGTH OF SCHEDULE		OPP. STRENGTH OF SCHEDULE		TEAM RPI		ADJ RPI		CONF. RPI		ADJ CONF. RPI				
DIV. I ONLY			12- 11		.52174	162	3- 7		82		125		120		.53618	122		7		7			
DIV. I NON-CONF.			9- 2		.81818	33	0- 0		217		233		95		.55424	96		8		8			
TOTALS		RPI 1-25		RPI 26-50				W-L RECORDS		RPI 51-100				RPI 101-150				RPI 150+					
12- 11		0- 2		0- 1				OVERALL		1- 5				2- 3				9- 0					
5- 5		0- 1		0- 1				HOME		1- 2				2- 1				2- 0					
4- 6		0- 1		0- 0				AWAY		0- 3				0- 2				4- 0					
3- 0		0- 0		0- 0				NEUTRAL		0- 0				0- 0				3- 0					
9- 2		0- 0		0- 0				NON-CONFERENCE		0- 1				1- 1				8- 0					
2- 2		0- 0		0- 0				HOME		0- 1				1- 1				1- 0					
4- 0		0- 0		0- 0				AWAY		0- 0				0- 0				4- 0					
3- 0		0- 0		0- 0				NEUTRAL		0- 0				0- 0				3- 0					
3- 9		0- 2		0- 1				CONFERENCE		1- 4				1- 2				1- 0					
3- 3		0- 1		0- 1				HOME		1- 1				1- 0				1- 0					
0- 6		0- 1		0- 0				AWAY		0- 3				0- 2				0- 0					
0- 0		0- 0		0- 0				NEUTRAL		0- 0				0- 0				0- 0					
RPI	S	Opponent		Score		RPI	S	Opponent		Score		RPI	S	Opponent		Score							
22	A	UNLV		0 3		32	H	Boise St.		0 3		57	A	Colorado St.		1 3		103	A	Nevada 2 3			
22	H	UNLV		2 3								57	H	Colorado St.		0 3		116	H	Portland 0 3			
												71	A	Wyoming		0 3		131	A	New Mexico 2 3			
												71	H	Wyoming		3 2		131	H	New Mexico 3 0			
												80	A	San Diego St.		1 3		139	H	Portland St. 3 2			
												82	H	DePaul		1 3		163	H	UC Irvine 3 1			
																		174	A	New Hampshire 3 0			
																		228	A	Boston College 3 0			
																		231	N	LIU Brooklyn 3 2			
																		241	H	Air Force 3 2			
																		251	A	Incarnate Word 3 0			
																		252	N	Texas Southern 3 0			
																		292	A	Hartford 3 0			
																		302	N	Prairie View 3 0			
						LAST 10 GAMES																	
		22 A UNLV		0 3				241 H Air Force		3 2													
		131 A New Mexico		2 3				103 A Nevada		2 3													
		57 H Colorado St.		0 3				80 A San Diego St.		1 3													
		71 H Wyoming		3 2				131 H New Mexico		3 0													
		32 H Boise St.		0 3				22 H UNLV		2 3													

Non-Div. I Games:

Fresno St.

Average RPI Win:	202	WON-LOST	WINNING	LAST 10	STRENGTH OF	OPP. STRENGTH	TEAM	ADJ	CONF.	ADJ CONF.	
Average RPI Loss:	49	RECORD	PCT. RANK	GAMES	SCHEDULE	OF SCHEDULE	RPI	RPI	RPI	RPI	
DIV. I ONLY		12- 12	.5 173	4- 6	100	69	123	.53566	123	3 3	
DIV. I NON-CONF.		9- 5	.64286 105	1- 0	165	176	123	.53332	123	3 3	
<hr/>											
TOTALS	RPI 1-25	RPI 26-50		W-L RECORDS	RPI 51-100		RPI 101-150		RPI 150+		
12- 12	0- 5	1- 2		OVERALL	0- 4		3- 1		8- 0		
6- 6	0- 1	1- 2		HOME	0- 3		1- 0		4- 0		
3- 4	0- 3	0- 0		AWAY	0- 1		2- 0		1- 0		
3- 2	0- 1	0- 0		NEUTRAL	0- 0		0- 1		3- 0		
<hr/>											
9- 5	0- 2	0- 0		NON-CONFERENCE	0- 2		1- 1		8- 0		
4- 1	0- 0	0- 0		HOME	0- 1		0- 0		4- 0		
2- 2	0- 1	0- 0		AWAY	0- 1		1- 0		1- 0		
3- 2	0- 1	0- 0		NEUTRAL	0- 0		0- 1		3- 0		
<hr/>											
3- 7	0- 3	1- 2		CONFERENCE	0- 2		2- 0		0- 0		
2- 5	0- 1	1- 2		HOME	0- 2		1- 0		0- 0		
1- 2	0- 2	0- 0		AWAY	0- 0		1- 0		0- 0		
0- 0	0- 0	0- 0		NEUTRAL	0- 0		0- 0		0- 0		
<hr/>											
RPI S	Opponent	Score	RPI S	Opponent	Score	RPI S	Opponent	Score	RPI S	Opponent	Score
3 H	Texas	1 3	34 H	Baylor	1 3	60 A	Pacific	1 3	109 N	Santa Clara	1 3
13 N	North Carolina	0 3	39 H	TCU	3 2	86 H	Oklahoma	1 3	119 A	California	3 1
14 A	Kansas St.	2 3	44 H	Iowa St.	2 3	86 H	Oklahoma	0 3	130 A	Texas Tech	3 0
16 A	Kansas	0 3				94 H	Marshall	2 3	130 H	Texas Tech	3 2
24 A	Penn St.	0 3							214 H	Indiana St.	3 2
									227 N	Ga. Southern	3 0
									236 H	Winthrop	3 0
									237 H	Dartmouth	3 0
									255 A	Robert Morris	3 0
									260 N	Morehead St.	3 2
									285 N	Grand Canyon	3 0
									295 H	Akron	3 0
<hr/>											
LAST 10 GAMES											
130 H	Texas Tech	3 2	86 H	Oklahoma	1 3						
14 A	Kansas St.	2 3	86 H	Oklahoma	0 3						
16 A	Kansas	0 3	44 H	Iowa St.	2 3						
34 H	Baylor	1 3	39 H	TCU	3 2						
255 A	Robert Morris	3 0	130 A	Texas Tech	3 0						

Non-Div. I Games:

West Virginia

Butler

Butler

Average RPI Win: 178		WON-LOST RECORD		WINNING PCT. RANK		LAST 10 GAMES		STRENGTH OF SCHEDULE		OPP. STRENGTH OF SCHEDULE		TEAM RPI		ADJ RPI		CONF. RPI		ADJ CONF. RPI	
DIV. I ONLY		11- 14		.44 202		5- 5		45		157		124		.53285 125		9		10	
DIV. I NON-CONF.		6- 7		.46154 189		0- 0		80		215		137		.5217 138		12		12	
TOTALS		RPI 1-25		RPI 26-50		W-L RECORDS		RPI 51-100		RPI 101-150		RPI 150+							
11- 14		0- 1		0- 1		OVERALL		3- 7		1- 2		7- 3							
4- 6		0- 1		0- 0		HOME		2- 2		0- 1		2- 2							
4- 5		0- 0		0- 0		AWAY		1- 5		1- 0		2- 0							
3- 3		0- 0		0- 1		NEUTRAL		0- 0		0- 1		3- 1							
6- 7		0- 1		0- 1		NON-CONFERENCE		1- 2		0- 1		5- 2							
2- 2		0- 1		0- 0		HOME		1- 0		0- 0		1- 1							
1- 2		0- 0		0- 0		AWAY		0- 2		0- 0		1- 0							
3- 3		0- 0		0- 1		NEUTRAL		0- 0		0- 1		3- 1							
5- 7		0- 0		0- 0		CONFERENCE		2- 5		1- 1		2- 1							
2- 4		0- 0		0- 0		HOME		1- 2		0- 1		1- 1							
3- 3		0- 0		0- 0		AWAY		1- 3		1- 0		1- 0							
0- 0		0- 0		0- 0		NEUTRAL		0- 0		0- 0		0- 0							
RPI S	Opponent	Score		RPI S	Opponent	Score		RPI S	Opponent	Score		RPI S	Opponent	Score					
18 H	Missouri	0 3		45 N	SMU	0 3		54 A	Hofstra	0 3		114 A	UNCW	3 1					
								66 A	FGCU	0 3		114 H	UNCW	2 3					
								69 A	Northeastern	0 3		140 N	High Point	1 3					
								70 H	James Madison	3 2		164 N	VCU	1 3					
								76 A	Col. of Charleston	0 3		174 N	New Hampshire	3 0					
								76 H	Col. of Charleston	2 3		179 H	Duquesne	3 2					
								90 H	Miami (FL)	3 2		183 A	Elon	3 1					
								91 A	North Carolina St.	0 3		183 H	Elon	2 3					
								97 A	Towson	3 0		184 A	Navy	3 0					
								97 H	Towson	1 3		187 H	Penn	1 3					
												212 H	William & Mary	3 0					
												323 N	New Orleans	3 1					
												328 N	Coppin St.	3 0					
				LAST 10 GAMES															
				183 A	Elon	3 1		212 H	William & Mary	3 0									
				97 A	Towson	3 0		69 A	Northeastern	0 3									
				114 A	UNCW	3 1		54 A	Hofstra	0 3									
				76 A	Col. of Charleston	0 3		76 H	Col. of Charleston	2 3									
				70 H	James Madison	3 2		183 H	Elon	2 3									

Non-Div. I Games:

Delaware

Average RPI Win: 227		WON-LOST	WINNING	LAST 10	STRENGTH OF		OPP. STRENGTH	TEAM	ADJ	CONF.	ADJ CONF.
Average RPI Loss: 114		RECORD	PCT. RANK	GAMES	SCHEDULE		OF SCHEDULE	RPI	RPI	RPI	RPI
DIV. I ONLY		17- 10	.62963	97	7- 3		151	223	125	.5326	126
DIV. I NON-CONF.		10- 7	.58824	126	1- 1		123	227	127	.5308	126
TOTALS		RPI 1-25	RPI 26-50		W-L RECORDS		RPI 51-100		RPI 101-150		RPI 150+
17- 10	0- 0	0- 2		OVERALL		1- 3		1- 2		15- 3	
7- 3	0- 0	0- 0		HOME		1- 1		0- 1		6- 1	
6- 4	0- 0	0- 1		AWAY		0- 1		0- 0		6- 2	
4- 3	0- 0	0- 1		NEUTRAL		0- 1		1- 1		3- 0	
10- 7	0- 0	0- 2		NON-CONFERENCE		0- 1		1- 1		9- 3	
4- 1	0- 0	0- 0		HOME		0- 0		0- 0		4- 1	
2- 3	0- 0	0- 1		AWAY		0- 0		0- 0		2- 2	
4- 3	0- 0	0- 1		NEUTRAL		0- 1		1- 1		3- 0	
7- 3	0- 0	0- 0		CONFERENCE		1- 2		0- 1		6- 0	
3- 2	0- 0	0- 0		HOME		1- 1		0- 1		2- 0	
4- 1	0- 0	0- 0		AWAY		0- 1		0- 0		4- 0	
0- 0	0- 0	0- 0		NEUTRAL		0- 0		0- 0		0- 0	
RPI S	Opponent	Score	RPI S	Opponent	Score	RPI S	Opponent	Score	RPI S	Opponent	Score
			41 A	Coastal Caro.	0 3	66 A	FGCU	0 3	102 N	Toledo	2 3
			48 N	Georgia Tech	0 3	66 H	FGCU	3 2	111 H	Kennesaw St.	1 3
						69 N	Northeastern	1 3	127 N	Northern Colo.	3 1
						75 H	Lipscomb	0 3	170 A	Fla. Atlantic	3 2
									187 N	Penn	3 0
									188 A	Houston Baptist	1 3
									193 N	Drake	3 2
									200 H	Mercer	3 0
									217 A	Florida A&M	0 3
									217 H	Florida A&M	3 2
									220 H	FIU	1 3
									227 A	Ga. Southern	3 1
									229 A	Jacksonville	3 2
									229 H	Jacksonville	3 1
									235 A	USC Upstate	3 0
									288 H	Bethune-Cookman	3 1
									288 N	Bethune-Cookman	3 1
									289 A	Stetson	3 1
									289 H	Stetson	3 0
									305 A	NJIT	3 0
									314 H	Nicholls St.	3 0
			LAST 10 GAMES								
			289 H	Stetson	3 0	289 A	Stetson	3 1			
			66 H	FGCU	3 2	305 A	NJIT	3 0			
			229 H	Jacksonville	3 1	235 A	USC Upstate	3 0			
			217 A	Florida A&M	0 3	288 H	Bethune-Cookman	3 1			
			66 A	FGCU	0 3	111 H	Kennesaw St.	1 3			

Non-Div. I Games:

North Florida

Average RPI Win: 205		WON-LOST	WINNING	LAST 10	STRENGTH OF		OPP. STRENGTH	TEAM	ADJ	CONF.	ADJ CONF.
Average RPI Loss: 111		RECORD	PCT. RANK	GAMES	SCHEDULE		OF SCHEDULE	RPI	RPI	RPI	RPI
DIV. I ONLY		15- 9	.625	100	8- 2		169	162	127	.53206	127
DIV. I NON-CONF.		6- 6	.5	168	0- 0		122	142	144	.51616	143
TOTALS		RPI 1-25	RPI 26-50		W-L RECORDS		RPI 51-100		RPI 101-150		RPI 150+
15- 9	0- 0	0- 0		OVERALL		0- 3		3- 5		12- 1	
6- 4	0- 0	0- 0		HOME		0- 1		3- 2		3- 1	
7- 2	0- 0	0- 0		AWAY		0- 1		0- 1		7- 0	
2- 3	0- 0	0- 0		NEUTRAL		0- 1		0- 2		2- 0	
6- 6	0- 0	0- 0		NON-CONFERENCE		0- 3		1- 2		5- 1	
2- 2	0- 0	0- 0		HOME		0- 1		1- 0		1- 1	
2- 1	0- 0	0- 0		AWAY		0- 1		0- 0		2- 0	
2- 3	0- 0	0- 0		NEUTRAL		0- 1		0- 2		2- 0	
9- 3	0- 0	0- 0		CONFERENCE		0- 0		2- 3		7- 0	
4- 2	0- 0	0- 0		HOME		0- 0		2- 2		2- 0	
5- 1	0- 0	0- 0		AWAY		0- 0		0- 1		5- 0	
0- 0	0- 0	0- 0		NEUTRAL		0- 0		0- 0		0- 0	
RPI S	Opponent	Score	RPI S	Opponent	Score	RPI S	Opponent	Score	RPI S	Opponent	Score
						57 H	Colorado St.	1 3	110 H	Northern Ariz.	1 3
						60 A	Pacific	2 3	113 N	Oregon St.	0 3
						92 N	South Dakota	0 3	126 N	North Florida	1 3
									132 A	Idaho St.	2 3
									134 H	Denver	3 1
									139 H	Portland St.	3 0
									141 H	Sacramento St.	1 3
									149 H	North Dakota	3 0
									165 H	St. Mary's (CA)	1 3
									187 N	Penn	3 0
									188 A	Houston Baptist	3 1
									189 A	Eastern Wash.	3 1
									199 A	Idaho	3 1
									202 A	Weber St.	3 2
									215 N	Georgetown	3 0
									232 A	Montana St.	3 1
									232 H	Montana St.	3 0
									234 H	North Dakota St.	3 2
									241 A	Air Force	3 0
									267 A	Montana	3 0
									267 H	Montana	3 0
LAST 10 GAMES											
						267 A	Montana	3 0	267 H	Montana	3 0
						232 A	Montana St.	3 1	141 H	Sacramento St.	1 3
						132 A	Idaho St.	2 3	139 H	Portland St.	3 0
						202 A	Weber St.	3 2	199 A	Idaho	3 1
						232 H	Montana St.	3 0	189 A	Eastern Wash.	3 1

Non-Div. I Games:

Northern Colo.

Average RPI Win: 152		WON-LOST	WINNING	LAST 10	STRENGTH OF	OPP. STRENGTH	TEAM	ADJ	CONF.	ADJ CONF.		
Average RPI Loss: 74		RECORD	PCT. RANK	GAMES	SCHEDULE	OF SCHEDULE	RPI	RPI	RPI	RPI		
DIV. I ONLY		7- 15	.31818	258	2- 8	12	80	128	.53198	128	4	4
DIV. I NON-CONF.		5- 6	.45455	197	0- 0	45	126	102	.54706	103	5	5
<hr/>												
TOTALS		RPI 1-25	RPI 26-50		W-L RECORDS		RPI 51-100		RPI 101-150		RPI 150+	
7- 15	0- 5		0- 2		OVERALL		2- 4		0- 2		5- 2	
0- 10	0- 3		0- 2		HOME		0- 2		0- 1		0- 2	
3- 5	0- 2		0- 0		AWAY		2- 2		0- 1		1- 0	
4- 0	0- 0		0- 0		NEUTRAL		0- 0		0- 0		4- 0	
5- 6	0- 1		0- 1		NON-CONFERENCE		1- 2		0- 1		4- 1	
0- 5	0- 1		0- 1		HOME		0- 1		0- 1		0- 1	
1- 1	0- 0		0- 0		AWAY		1- 1		0- 0		0- 0	
4- 0	0- 0		0- 0		NEUTRAL		0- 0		0- 0		4- 0	
2- 9	0- 4		0- 1		CONFERENCE		1- 2		0- 1		1- 1	
0- 5	0- 2		0- 1		HOME		0- 1		0- 0		0- 1	
2- 4	0- 2		0- 0		AWAY		1- 1		0- 1		1- 0	
0- 0	0- 0		0- 0		NEUTRAL		0- 0		0- 0		0- 0	
RPI S	Opponent	Score	RPI S	Opponent	Score	RPI S	Opponent	Score	RPI S	Opponent	Score	
7 A	Florida	0 3	29 H	Texas A&M	1 3	58 A	UCF	3 2	112 A	Auburn	2 3	
7 H	Florida	0 3	34 H	Baylor	0 3	84 A	Duke	0 3	115 H	Southern Miss.	1 3	
18 A	Missouri	0 3				88 A	South Carolina	1 3	153 N	UNCG	3 1	
18 H	Missouri	0 3				88 H	South Carolina	1 3	160 N	Seattle	3 1	
23 H	Florida St.	0 3				93 H	UConn	0 3	167 A	Georgia	3 0	
						96 A	Ole Miss	3 2	170 N	Fla. Atlantic	3 1	
									176 H	Arkansas	0 3	
									225 H	Virginia	2 3	
									257 N	Eastern Ky.	3 0	
<hr/>												
LAST 10 GAMES												
7 A	Florida	0 3	167 A	Georgia	3 0							
88 A	South Carolina	1 3	96 A	Ole Miss	3 2							
18 A	Missouri	0 3	18 H	Missouri	0 3							
88 H	South Carolina	1 3	29 H	Texas A&M	1 3							
7 H	Florida	0 3	176 H	Arkansas	0 3							

Non-Div. I Games:

LSU

Average RPI Win: 200		WON-LOST	WINNING	LAST 10	STRENGTH OF		OPP. STRENGTH	TEAM	ADJ	CONF.	ADJ CONF.
Average RPI Loss: 88		RECORD	PCT. RANK	GAMES	SCHEDULE		OF SCHEDULE	RPI	RPI	RPI	RPI
DIV. I ONLY		13- 10	.56522	139	7- 3		130	119	129	.53148	129
DIV. I NON-CONF.		6- 5	.54545	151	0- 0		205	125	167	.5018	166
TOTALS		RPI 1-25	RPI 26-50		W-L RECORDS		RPI 51-100		RPI 101-150		RPI 150+
13- 10	0- 0	0- 4		OVERALL		2- 2		0- 3		11- 1	
5- 1	0- 0	0- 1		HOME		1- 0		0- 0		4- 0	
3- 7	0- 0	0- 1		AWAY		0- 2		0- 2		3- 1	
5- 2	0- 0	0- 1		NEUTRAL		1- 0		0- 1		4- 0	
6- 5	0- 0	0- 2		NON-CONFERENCE		1- 0		0- 3		5- 0	
0- 0	0- 0	0- 0		HOME		0- 0		0- 0		0- 0	
1- 3	0- 0	0- 1		AWAY		0- 0		0- 2		1- 0	
5- 2	0- 0	0- 1		NEUTRAL		1- 0		0- 1		4- 0	
7- 5	0- 0	0- 2		CONFERENCE		1- 2		0- 0		6- 1	
5- 1	0- 0	0- 1		HOME		1- 0		0- 0		4- 0	
2- 4	0- 0	0- 1		AWAY		0- 2		0- 0		2- 1	
0- 0	0- 0	0- 0		NEUTRAL		0- 0		0- 0		0- 0	
RPI S	Opponent	Score	RPI S	Opponent	Score	RPI S	Opponent	Score	RPI S	Opponent	Score
			37 N	Arizona	0 3	89 A	Green Bay	0 3	104 A	Bowling Green	0 3
			38 A	Cleveland St.	0 3	94 N	Marshall	3 1	124 A	Butler	0 3
			38 H	Cleveland St.	2 3	100 A	Oakland	1 3	144 N	Loyola Chicago	2 3
			50 A	Indiana	0 3	100 H	Oakland	3 0	152 A	Milwaukee	2 3
									156 H	Ill.-Chicago	3 0
									192 A	Wright St.	3 0
									192 H	Wright St.	3 0
									196 A	Valparaiso	3 0
									196 H	Valparaiso	3 0
									209 N	Ball St.	3 1
									221 H	Youngstown St.	3 0
									239 N	Fort Wayne	3 0
									249 N	Evansville	3 0
									260 A	Morehead St.	3 1
									297 N	Appalachian St.	3 1
LAST 10 GAMES											
			38 A	Cleveland St.	0 3	221 H	Youngstown St.	3 0			
			100 A	Oakland	1 3	192 A	Wright St.	3 0			
			192 H	Wright St.	3 0	196 H	Valparaiso	3 0			
			196 A	Valparaiso	3 0	100 H	Oakland	3 0			
			156 H	Ill.-Chicago	3 0	38 H	Cleveland St.	2 3			

Non-Div. I Games:

Northern Ky.

Average RPI Win:		193	WON-LOST RECORD		WINNING PCT. RANK		LAST 10 GAMES		STRENGTH OF SCHEDULE		OPP. STRENGTH OF SCHEDULE		TEAM RPI		ADJ RPI		CONF. RPI		ADJ CONF. RPI				
DIV. I ONLY			10- 15		.4 225		0- 10		52		70		130		.53059 130		3 3						
DIV. I NON-CONF.			10- 5		.66667 86		0- 0		104		141		80		.56597 80		3 3						
TOTALS		RPI 1-25		RPI 26-50		W-L RECORDS		RPI 51-100		RPI 101-150		RPI 150+											
10- 15		0- 4		0- 4		OVERALL		1- 5		4- 2		5- 0											
5- 5		0- 3		0- 0		HOME		0- 1		2- 1		3- 0											
4- 6		0- 1		0- 3		AWAY		1- 1		2- 1		1- 0											
1- 4		0- 0		0- 1		NEUTRAL		0- 3		0- 0		1- 0											
10- 5		0- 0		0- 1		NON-CONFERENCE		1- 4		4- 0		5- 0											
5- 0		0- 0		0- 0		HOME		0- 0		2- 0		3- 0											
4- 1		0- 0		0- 0		AWAY		1- 1		2- 0		1- 0											
1- 4		0- 0		0- 1		NEUTRAL		0- 3		0- 0		1- 0											
0- 10		0- 4		0- 3		CONFERENCE		0- 1		0- 2		0- 0											
0- 5		0- 3		0- 0		HOME		0- 1		0- 1		0- 0											
0- 5		0- 1		0- 3		AWAY		0- 0		0- 1		0- 0											
0- 0		0- 0		0- 0		NEUTRAL		0- 0		0- 0		0- 0											
RPI	S	Opponent		Score		RPI	S	Opponent		Score		RPI	S	Opponent		Score							
3	H	Texas		2 3		34	A	Baylor		0 3		53	N	Colorado		2 3		123	A	West Virginia 2 3			
14	H	Kansas St.		0 3		35	N	Wichita St.		0 3		55	N	Long Beach St.		0 3		123	H	West Virginia 0 3			
16	A	Kansas		0 3		39	A	TCU		1 3		64	A	UTSA		0 3		137	H	UTRGV 3 0			
16	H	Kansas		0 3		44	A	Iowa St.		0 3		72	N	Texas St.		0 3		139	A	Portland St. 3 1			
												85 A Rice 3 2						148 H SFA 3 1					
												86 H Oklahoma 0 3						149 A North Dakota 3 0					
																		233 H Oral Roberts 3 1					
																		234 A North Dakota St. 3 2					
																		247 H UTEP 3 0					
																		258 H Abilene Christian 3 0					
																		296 N South Dakota St. 3 0					
						LAST 10 GAMES																	
						123 A West Virginia 2 3						16 A Kansas 0 3											
						16 H Kansas 0 3						14 H Kansas St. 0 3											
						3 H Texas 2 3						34 A Baylor 0 3											
						44 A Iowa St. 0 3						123 H West Virginia 0 3											
						86 H Oklahoma 0 3						39 A TCU 1 3											

Non-Div. I Games:

Texas Tech

Average RPI Win:		196	WON-LOST	WINNING	LAST 10	STRENGTH OF		OPP. STRENGTH	TEAM	ADJ	CONF.	ADJ CONF.
Average RPI Loss:		91	RECORD	PCT. RANK	GAMES	SCHEDULE		OF SCHEDULE	RPI	RPI	RPI	RPI
DIV. I ONLY		14- 12		.53846	159	4- 6		125	101	131	.52954	131
DIV. I NON-CONF.		10- 4		.71429	69	1- 0		161	136	94	.55691	94
TOTALS		RPI 1-25		RPI 26-50		W-L RECORDS		RPI 51-100		RPI 101-150		RPI 150+
14- 12	0- 2			0- 2		OVERALL		1- 3		2- 3		11- 2
8- 6	0- 2			0- 1		HOME		1- 2		2- 0		5- 1
2- 5	0- 0			0- 1		AWAY		0- 1		0- 2		2- 1
4- 1	0- 0			0- 0		NEUTRAL		0- 0		0- 1		4- 0
10- 4	0- 1			0- 0		NON-CONFERENCE		1- 1		1- 1		8- 1
5- 2	0- 1			0- 0		HOME		1- 0		1- 0		3- 1
1- 1	0- 0			0- 0		AWAY		0- 1		0- 0		1- 0
4- 1	0- 0			0- 0		NEUTRAL		0- 0		0- 1		4- 0
4- 8	0- 1			0- 2		CONFERENCE		0- 2		1- 2		3- 1
3- 4	0- 1			0- 1		HOME		0- 2		1- 0		2- 0
1- 4	0- 0			0- 1		AWAY		0- 0		0- 2		1- 1
0- 0	0- 0			0- 0		NEUTRAL		0- 0		0- 0		0- 0
RPI S	Opponent	Score	RPI S	Opponent	Score	RPI S	Opponent	Score	RPI S	Opponent	Score	
1 H	Nebraska	0 3	32 A	Boise St.	0 3	57 H	Colorado St.	0 3	120 H	Arizona St.	3 1	
22 H	UNLV	1 3	32 H	Boise St.	2 3	71 H	Wyoming	0 3	122 A	Fresno St.	0 3	
						78 H	New Mexico St.	3 1	122 H	Fresno St.	3 2	
						87 A	South Fla.	1 3	135 N	Samford	2 3	
									143 A	Utah St.	1 3	
									158 H	Fairfield	3 0	
									176 H	Arkansas	3 1	
									177 A	UT Arlington	3 1	
									186 A	San Jose St.	2 3	
									186 H	San Jose St.	3 0	
									188 N	Houston Baptist	3 1	
									199 H	Idaho	2 3	
									241 A	Air Force	3 0	
									241 H	Air Force	3 0	
									247 N	UTEP	3 2	
									258 H	Abilene Christian	3 0	
									263 N	Western Caro.	3 0	
									289 N	Stetson	3 1	
LAST 10 GAMES												
			186 H	San Jose St.	3 0		143 A	Utah St.	1 3			
			122 H	Fresno St.	3 2		22 H	UNLV	1 3			
			241 A	Air Force	3 0		71 H	Wyoming	0 3			
			32 A	Boise St.	0 3		57 H	Colorado St.	0 3			
			78 H	New Mexico St.	3 1		122 A	Fresno St.	0 3			

Non-Div. I Games:

New Mexico

Average RPI Win: 217		WON-LOST	WINNING	LAST 10	STRENGTH OF		OPP. STRENGTH	TEAM	ADJ	CONF.	ADJ CONF.
Average RPI Loss: 102		RECORD	PCT. RANK	GAMES	SCHEDULE		OF SCHEDULE	RPI	RPI	RPI	RPI
DIV. I ONLY		13- 12	.52	168	8- 2		106	159	132	.52651	132
DIV. I NON-CONF.		5- 8	.38462	225	0- 0		81	96	150	.51195	150
TOTALS		RPI 1-25	RPI 26-50		W-L RECORDS		RPI 51-100		RPI 101-150		RPI 150+
13- 12	0- 3	0- 1		OVERALL		0- 1		2- 4		11- 3	
4- 5	0- 2	0- 1		HOME		0- 0		2- 2		2- 0	
6- 4	0- 1	0- 0		AWAY		0- 0		0- 1		6- 2	
3- 3	0- 0	0- 0		NEUTRAL		0- 1		0- 1		3- 1	
5- 8	0- 3	0- 1		NON-CONFERENCE		0- 1		0- 1		5- 2	
0- 3	0- 2	0- 1		HOME		0- 0		0- 0		0- 0	
2- 2	0- 1	0- 0		AWAY		0- 0		0- 0		2- 1	
3- 3	0- 0	0- 0		NEUTRAL		0- 1		0- 1		3- 1	
8- 4	0- 0	0- 0		CONFERENCE		0- 0		2- 3		6- 1	
4- 2	0- 0	0- 0		HOME		0- 0		2- 2		2- 0	
4- 2	0- 0	0- 0		AWAY		0- 0		0- 1		4- 1	
0- 0	0- 0	0- 0		NEUTRAL		0- 0		0- 0		0- 0	
RPI S	Opponent	Score		RPI S	Opponent	Score		RPI S	Opponent	Score	
6 H	BYU	0	3	32 H	Boise St.	1	3	81 N	Gonzaga	1	3
18 H	Missouri	1	3					110 A	Northern Ariz.	1	3
21 A	Utah	0	3					124 N	Butler	1	3
								127 H	Northern Colo.	3	2
								139 H	Portland St.	1	3
								141 H	Sacramento St.	2	3
								149 H	North Dakota	3	2
								155 A	Utah Valley	3	0
								174 A	New Hampshire	1	3
								175 N	Sacred Heart	1	3
								189 H	Eastern Wash.	3	0
								199 A	Idaho	1	3
								202 A	Weber St.	3	0
								202 H	Weber St.	3	0
								211 A	Houston	3	1
								232 A	Montana St.	3	1
								252 N	Texas Southern	3	1
								266 N	Lamar University	3	0
								267 A	Montana	3	1
								270 N	Holy Cross	3	1
								293 A	Southern Utah	3	1
LAST 10 GAMES											
				202 A	Weber St.	3	0	189 H	Eastern Wash.	3	0
				199 A	Idaho	1	3	232 A	Montana St.	3	1
				127 H	Northern Colo.	3	2	267 A	Montana	3	1
				149 H	North Dakota	3	2	293 A	Southern Utah	3	1
				202 H	Weber St.	3	0	110 A	Northern Ariz.	1	3

Non-Div. I Games:

Idaho St.

Average RPI Win: 230		WON-LOST	WINNING	LAST 10	STRENGTH OF		OPP. STRENGTH	TEAM	ADJ	CONF.	ADJ CONF.
Average RPI Loss: 99		RECORD	PCT. RANK	GAMES	SCHEDULE		OF SCHEDULE	RPI	RPI	RPI	RPI
DIV. I ONLY		14-9	.6087 113	8-2	166		190	133	.52639 133	18	18
DIV. I NON-CONF.		5-7	.41667 212	0-0	181		124	207	.47615 207	20	20
TOTALS		RPI 1-25	RPI 26-50	W-L RECORDS	RPI 51-100		RPI 101-150	RPI 150+			
14-9	0-1		0-2	OVERALL	1-3		0-1	13-2			
5-3	0-0		0-2	HOME	1-1		0-0	4-0			
6-3	0-1		0-0	AWAY	0-1		0-0	6-1			
3-3	0-0		0-0	NEUTRAL	0-1		0-1	3-1			
5-7	0-1		0-1	NON-CONFERENCE	0-3		0-1	5-1			
1-2	0-0		0-1	HOME	0-1		0-0	1-0			
1-2	0-1		0-0	AWAY	0-1		0-0	1-0			
3-3	0-0		0-0	NEUTRAL	0-1		0-1	3-1			
9-2	0-0		0-1	CONFERENCE	1-0		0-0	8-1			
4-1	0-0		0-1	HOME	1-0		0-0	3-0			
5-1	0-0		0-0	AWAY	0-0		0-0	5-1			
0-0	0-0		0-0	NEUTRAL	0-0		0-0	0-0			
RPI S Opponent Score	RPI S Opponent Score		RPI S Opponent Score		RPI S Opponent Score		RPI S Opponent Score				
24 A Penn St.	0	3	33 H Dayton	1	3	75 N Lipscomb	0	3	136 N CSUN	2	3
			43 H Notre Dame	1	3	80 H San Diego St.	2	3	164 A VCU	3	2
						98 A Pepperdine	2	3	166 N Howard	3	2
						99 H Saint Louis	3	1	179 A Duquesne	0	3
									179 H Duquesne	3	0
									218 A George Washington	3	0
									222 N Clemson	0	3
									230 A Davidson	3	1
									243 N Central Conn. St.	3	0
									246 H Stony Brook	3	0
									265 A La Salle	3	0
									265 H La Salle	3	0
									268 H Fordham	3	0
									272 A George Mason	3	0
									292 A Hartford	3	0
									309 N Manhattan	3	0
			LAST 10 GAMES								
			164 A VCU	3	2	99 H Saint Louis	3	1			
			230 A Davidson	3	1	33 H Dayton	1	3			
			268 H Fordham	3	0	218 A George Washington	3	0			
			179 A Duquesne	0	3	272 A George Mason	3	0			
			265 A La Salle	3	0	265 H La Salle	3	0			

Non-Div. I Games:

Rhode Island

D
e
n
v
e
r

Non-Div. I Games:

Average RPI Win:	213	WON-LOST	WINNING	LAST 10	STRENGTH OF	OPP. STRENGTH	TEAM	ADJ	CONF.	ADJ CONF.	
Average RPI Loss:	151	RECORD	PCT. RANK	GAMES	SCHEDULE	OF SCHEDULE	RPI	RPI	RPI	RPI	
DIV. I ONLY	17- 10	.62963	97	7- 3	177	214	136	.52541	135	21	21
DIV. I NON-CONF.	9- 6	.6	122	0- 0	166	169	135	.52289	135	22	22
<hr/>											
TOTALS	RPI 1-25	RPI 26-50		W-L RECORDS		RPI 51-100		RPI 101-150		RPI 150+	
17- 10	0- 0	0- 1		OVERALL		0- 2		3- 1		14- 6	
10- 2	0- 0	0- 0		HOME		0- 0		1- 1		9- 1	
3- 6	0- 0	0- 0		AWAY		0- 2		0- 0		3- 4	
4- 2	0- 0	0- 1		NEUTRAL		0- 0		2- 0		2- 1	
<hr/>											
9- 6	0- 0	0- 1		NON-CONFERENCE		0- 2		3- 0		6- 3	
5- 1	0- 0	0- 0		HOME		0- 0		1- 0		4- 1	
0- 3	0- 0	0- 0		AWAY		0- 2		0- 0		0- 1	
4- 2	0- 0	0- 1		NEUTRAL		0- 0		2- 0		2- 1	
<hr/>											
8- 4	0- 0	0- 0		CONFERENCE		0- 0		0- 1		8- 3	
5- 1	0- 0	0- 0		HOME		0- 0		0- 1		5- 0	
3- 3	0- 0	0- 0		AWAY		0- 0		0- 0		3- 3	
0- 0	0- 0	0- 0		NEUTRAL		0- 0		0- 0		0- 0	
<hr/>											
RPI S	Opponent	Score	RPI S	Opponent	Score	RPI S	Opponent	Score	RPI S	Opponent	Score
			35 N	Wichita St.	0 3	59 A	Alabama	0 3	118 H	Radford	3 0
						71 A	Wyoming	0 3	121 H	ETSU	2 3
									131 N	New Mexico	3 2
									136 N	CSUN	3 1
									153 A	UNCG	1 3
									161 A	Chattanooga	3 0
									161 H	Chattanooga	3 0
									177 A	UT Arlington	2 3
									182 H	South Ala.	3 0
									188 N	Houston Baptist	3 1
									189 N	Eastern Wash.	2 3
									200 A	Mercer	3 0
									200 H	Mercer	3 1
									207 H	Furman	3 1
									214 H	Indiana St.	0 3
									224 A	Wofford	1 3
									245 H	Northwestern St.	3 0
									247 N	UTEP	3 1
									263 A	Western Caro.	1 3
									263 H	Western Caro.	3 0
									273 H	Tennessee Tech	3 1
									294 A	The Citadel	3 0
									294 H	The Citadel	3 0
									314 H	Nicholls St.	3 2
			LAST 10 GAMES								
			200 A	Mercer	3 0	224 A	Wofford	1 3	294 H	The Citadel	3 0
			294 A	The Citadel	3 0	153 A	UNCG	1 3	314 H	Nicholls St.	3 2
			207 H	Furman	3 1	294 H	The Citadel	3 0			
			263 H	Western Caro.	3 0	200 H	Mercer	3 1			
			161 A	Chattanooga	3 0	263 A	Western Caro.	1 3			

Non-Div. I Games:

Samford

Average RPI Win:		137	WON-LOST RECORD		WINNING PCT. RANK		LAST 10 GAMES		STRENGTH OF SCHEDULE		OPP. STRENGTH OF SCHEDULE		TEAM RPI		ADJ RPI		CONF. RPI		ADJ CONF. RPI	
Average RPI Loss:		75																		
DIV. I ONLY			7- 15		.31818 258		3- 7		26		67		142		.52536 136		11		12	
DIV. I NON-CONF.			4- 8		.33333 243		0- 0		16		62		103		.54944 100		9		9	
TOTALS		RPI 1-25		RPI 26-50		W-L RECORDS		RPI 51-100		RPI 101-150		RPI 150+								
7- 15		0- 3		0- 1		OVERALL		1- 8		3- 2		3- 1								
1- 4		0- 0		0- 1		HOME		0- 2		0- 1		1- 0								
3- 7		0- 2		0- 0		AWAY		0- 5		1- 0		2- 0								
3- 4		0- 1		0- 0		NEUTRAL		1- 1		2- 1		0- 1								
4- 8		0- 3		0- 0		NON-CONFERENCE		1- 3		2- 1		1- 1								
0- 0		0- 0		0- 0		HOME		0- 0		0- 0		0- 0								
1- 4		0- 2		0- 0		AWAY		0- 2		0- 0		1- 0								
3- 4		0- 1		0- 0		NEUTRAL		1- 1		2- 1		0- 1								
3- 7		0- 0		0- 1		CONFERENCE		0- 5		1- 1		2- 0								
1- 4		0- 0		0- 1		HOME		0- 2		0- 1		1- 0								
2- 3		0- 0		0- 0		AWAY		0- 3		1- 0		1- 0								
0- 0		0- 0		0- 0		NEUTRAL		0- 0		0- 0		0- 0								
RPI S	Opponent		Score		RPI S	Opponent		Score		RPI S	Opponent		Score		RPI S	Opponent		Score		
6 A	BYU		0	3	40 H	Hawaii		0	3	54 N	Hofstra		3	2	133 N	Rhode Island		3	2	
22 A	UNLV		0	3						55 A	Long Beach St.		0	3	135 N	Samford		1	3	
22 N	UNLV		0	3						63 A	Cal Poly		1	3	141 N	Sacramento St.		3	0	
										63 H	Cal Poly		2	3	147 A	UC Davis		3	2	
										71 A	Wyoming		0	3	147 H	UC Davis		1	3	
										73 A	UC Santa Barbara		1	3	155 A	Utah Valley		3	2	
										73 H	UC Santa Barbara		1	3	163 A	UC Irvine		3	2	
										75 N	Lipscomb		1	3	163 H	UC Irvine		3	2	
										98 A	Pepperdine		2	3	189 N	Eastern Wash.		0	3	
LAST 10 GAMES																				
					163 H	UC Irvine		3	2	40 H	Hawaii		0	3						
					147 H	UC Davis		1	3	63 H	Cal Poly		2	3						
					73 A	UC Santa Barbara		1	3	73 H	UC Santa Barbara		1	3						
					63 A	Cal Poly		1	3	147 A	UC Davis		3	2						
					55 A	Long Beach St.		0	3	163 A	UC Irvine		3	2						

Non-Div. I Games:

CSUN

Average RPI Win: 209		WON-LOST RECORD	WINNING PCT. RANK	LAST 10 GAMES	STRENGTH OF SCHEDULE	OPP. STRENGTH OF SCHEDULE	TEAM RPI	ADJ RPI	CONF. RPI	ADJ CONF. RPI	
Average RPI Loss: 120											
DIV. I ONLY		17- 10	.62963 97	5- 5	200	146	140	.52482 137	20	19	
DIV. I NON-CONF.		11- 5	.6875 84	2- 0	129	156	86	.56197 87	15	15	
TOTALS		RPI 1-25	RPI 26-50	W-L RECORDS	RPI 51-100	RPI 101-150	RPI 150+				
17- 10	0- 0	1- 0	OVERALL	1- 4	2- 1	13- 5					
7- 1	0- 0	0- 0	HOME	1- 0	0- 0	6- 1					
5- 6	0- 0	1- 0	AWAY	0- 2	1- 1	3- 3					
5- 3	0- 0	0- 0	NEUTRAL	0- 2	1- 0	4- 1					
11- 5	0- 0	1- 0	NON-CONFERENCE	1- 3	2- 1	7- 1					
2- 0	0- 0	0- 0	HOME	1- 0	0- 0	1- 0					
4- 2	0- 0	1- 0	AWAY	0- 1	1- 1	2- 0					
5- 3	0- 0	0- 0	NEUTRAL	0- 2	1- 0	4- 1					
6- 5	0- 0	0- 0	CONFERENCE	0- 1	0- 0	6- 4					
5- 1	0- 0	0- 0	HOME	0- 0	0- 0	5- 1					
1- 4	0- 0	0- 0	AWAY	0- 1	0- 0	1- 3					
0- 0	0- 0	0- 0	NEUTRAL	0- 0	0- 0	0- 0					
RPI S	Opponent	Score	RPI S	Opponent	Score	RPI S	Opponent	Score	RPI S	Opponent	Score
			34 A	Baylor	3 1	65 A	A&M-Corpus Christi	1 3	105 A	Tulane	3 1
						65 H	A&M-Corpus Christi	3 2	130 A	Texas Tech	0 3
						65 N	A&M-Corpus Christi	2 3	148 N	SFA	3 0
						66 N	FGCU	0 3	155 A	Utah Valley	2 3
						78 A	New Mexico St.	0 3	155 H	Utah Valley	3 1
									157 A	CSU Bakersfield	1 3
									157 H	CSU Bakersfield	1 3
									160 A	Seattle	2 3
									160 H	Seattle	3 1
									162 N	Sam Houston St.	2 3
									170 A	Fla. Atlantic	3 2
									180 H	UMKC	3 0
									251 A	Incarnate Word	3 2
									258 N	Abilene Christian	3 2
									258 N	Abilene Christian	3 0
									285 A	Grand Canyon	3 1
									285 H	Grand Canyon	3 0
									288 N	Bethune-Cookman	3 0
									302 H	Prairie View	3 0
									302 N	Prairie View	3 0
									310 H	Chicago St.	3 0
			LAST 10 GAMES								
			285 H	Grand Canyon	3 0	180 H	UMKC	3 0			
			157 H	CSU Bakersfield	1 3	310 H	Chicago St.	3 0			
			251 A	Incarnate Word	3 2	65 H	A&M-Corpus Christi	3 2			
			155 A	Utah Valley	2 3	78 A	New Mexico St.	0 3			
			160 A	Seattle	2 3	157 A	CSU Bakersfield	1 3			

Non-Div. I Games:

UTRGV

Average RPI Win: 195		WON-LOST RECORD		WINNING PCT. RANK		LAST 10 GAMES		STRENGTH OF SCHEDULE		OPP. STRENGTH OF SCHEDULE		TEAM RPI		ADJ RPI		CONF. RPI		ADJ CONF. RPI			
DIV. I ONLY		12- 13		.48 184		3- 7		113		77		137		.52447 138		4		4			
DIV. I NON-CONF.		8- 6		.57143 138		0- 0		243		128		179		.49415 177		5		5			
TOTALS		RPI 1-25		RPI 26-50		W-L RECORDS		RPI 51-100		RPI 101-150		RPI 150+									
12- 13		0- 6		0- 0		OVERALL		3- 3		1- 3		8- 1									
9- 3		0- 2		0- 0		HOME		2- 0		1- 1		6- 0									
2- 7		0- 4		0- 0		AWAY		1- 1		0- 1		1- 1									
1- 3		0- 0		0- 0		NEUTRAL		0- 2		0- 1		1- 0									
8- 6		0- 2		0- 0		NON-CONFERENCE		0- 2		0- 2		8- 0									
6- 2		0- 1		0- 0		HOME		0- 0		0- 1		6- 0									
1- 1		0- 1		0- 0		AWAY		0- 0		0- 0		1- 0									
1- 3		0- 0		0- 0		NEUTRAL		0- 2		0- 1		1- 0									
4- 7		0- 4		0- 0		CONFERENCE		3- 1		1- 1		0- 1									
3- 1		0- 1		0- 0		HOME		2- 0		1- 0		0- 0									
1- 6		0- 3		0- 0		AWAY		1- 1		0- 1		0- 1									
0- 0		0- 0		0- 0		NEUTRAL		0- 0		0- 0		0- 0									
RPI	S	Opponent		Score		RPI	S	Opponent		Score		RPI	S	Opponent		Score					
7	A	Florida		0 3								59	A	Alabama		1 3		112	A	Auburn	2 3
14	A	Kansas St.		1 3								59	H	Alabama		3 2		112	H	Auburn	3 1
15	A	Kentucky		1 3								77	A	Tennessee		3 0		116	H	Portland	2 3
15	H	Kentucky		0 3								77	H	Tennessee		3 0		144	N	Loyola Chicago	2 3
16	H	Kansas		0 3								86	N	Oklahoma		2 3		176	A	Arkansas	1 3
18	A	Missouri		0 3								90	N	Miami (FL)		1 3		189	H	Eastern Wash.	3 0
																		213	A	Little Rock	3 1
																		220	H	FIU	3 2
																		262	N	UT Martin	3 0
																		266	H	Lamar University	3 2
																		275	H	Troy	3 0
																		287	H	McNeese	3 2
																		301	H	Eastern Ill.	3 0
LAST 10 GAMES																					
		18 A Missouri		0 3				59 A Alabama		1 3											
		176 A Arkansas		1 3				15 H Kentucky		0 3											
		77 H Tennessee		3 0				59 H Alabama		3 2											
		7 A Florida		0 3				112 H Auburn		3 1											
		112 A Auburn		2 3				15 A Kentucky		1 3											

Non-Div. I Games:

Mississippi St.

Average RPI Win: 177		WON-LOST	WINNING	LAST 10	STRENGTH OF		OPP. STRENGTH	TEAM	ADJ	CONF.	ADJ CONF.
Average RPI Loss: 127		RECORD	PCT. RANK	GAMES	SCHEDULE		OF SCHEDULE	RPI	RPI	RPI	RPI
DIV. I ONLY		14- 10	.58333	126	5- 5		171	126	138	.52416	139
DIV. I NON-CONF.		8- 4	.66667	86	0- 0		170	55	99	.54951	99
TOTALS		RPI 1-25	RPI 26-50		W-L RECORDS		RPI 51-100		RPI 101-150		RPI 150+
14- 10	0- 0	0- 1		OVERALL		3- 0		4- 8		7- 1	
6- 3	0- 0	0- 0		HOME		2- 0		0- 3		4- 0	
3- 6	0- 0	0- 1		AWAY		0- 0		2- 4		1- 1	
5- 1	0- 0	0- 0		NEUTRAL		1- 0		2- 1		2- 0	
8- 4	0- 0	0- 1		NON-CONFERENCE		3- 0		3- 3		2- 0	
2- 1	0- 0	0- 0		HOME		2- 0		0- 1		0- 0	
1- 2	0- 0	0- 1		AWAY		0- 0		1- 1		0- 0	
5- 1	0- 0	0- 0		NEUTRAL		1- 0		2- 1		2- 0	
6- 6	0- 0	0- 0		CONFERENCE		0- 0		1- 5		5- 1	
4- 2	0- 0	0- 0		HOME		0- 0		0- 2		4- 0	
2- 4	0- 0	0- 0		AWAY		0- 0		1- 3		1- 1	
0- 0	0- 0	0- 0		NEUTRAL		0- 0		0- 0		0- 0	
RPI S	Opponent	Score		RPI S	Opponent	Score		RPI S	Opponent	Score	
				32 A	Boise St.	1	3	53 H	Colorado	3	2
								55 H	Long Beach St.	3	1
								82 N	DePaul	3	1
								110 A	Northern Ariz.	1	3
								110 H	Northern Ariz.	2	3
								116 N	Portland	3	1
								120 N	Arizona St.	3	1
								122 A	Fresno St.	2	3
								127 A	Northern Colo.	0	3
								130 H	Texas Tech	1	3
								132 A	Idaho St.	3	1
								141 H	Sacramento St.	1	3
								143 A	Utah St.	3	2
								147 N	UC Davis	0	3
								149 A	North Dakota	1	3
								189 H	Eastern Wash.	3	2
								199 H	Idaho	3	1
								202 A	Weber St.	1	3
								232 H	Montana St.	3	0
								264 N	UC Riverside	3	0
								293 A	Southern Utah	3	1
								293 H	Southern Utah	3	0
								306 N	Southeastern La.	3	0
LAST 10 GAMES											
				110 H	Northern Ariz.	2	3	110 A	Northern Ariz.	1	3
				293 H	Southern Utah	3	0	149 A	North Dakota	1	3
				199 H	Idaho	3	1	127 A	Northern Colo.	0	3
				189 H	Eastern Wash.	3	2	141 H	Sacramento St.	1	3
				293 A	Southern Utah	3	1	232 H	Montana St.	3	0

Non-Div. I Games:

Portland St.

Average RPI Win:	215	WON-LOST	WINNING	LAST 10	STRENGTH OF	OPP. STRENGTH	TEAM	ADJ	CONF.	ADJ CONF.	
Average RPI Loss:	188	RECORD	PCT. RANK	GAMES	SCHEDULE	OF SCHEDULE	RPI	RPI	RPI	RPI	
DIV. I ONLY	17- 8	.68	74	7- 3	217	228	139	.52415	140	24	24
DIV. I NON-CONF.	9- 4	.69231	74	0- 0	192	170	118	.53675	119	27	27
<hr/>											
TOTALS	RPI 1-25	RPI 26-50		W-L RECORDS		RPI 51-100		RPI 101-150		RPI 150+	
17- 8	0- 0	0- 1		OVERALL		1- 0		1- 1		15- 6	
5- 2	0- 0	0- 0		HOME		0- 0		0- 0		5- 2	
8- 4	0- 0	0- 0		AWAY		1- 0		0- 1		7- 3	
4- 2	0- 0	0- 1		NEUTRAL		0- 0		1- 0		3- 1	
9- 4	0- 0	0- 1		NON-CONFERENCE		1- 0		1- 0		7- 3	
2- 0	0- 0	0- 0		HOME		0- 0		0- 0		2- 0	
3- 2	0- 0	0- 0		AWAY		1- 0		0- 0		2- 2	
4- 2	0- 0	0- 1		NEUTRAL		0- 0		1- 0		3- 1	
8- 4	0- 0	0- 0		CONFERENCE		0- 0		0- 1		8- 3	
3- 2	0- 0	0- 0		HOME		0- 0		0- 0		3- 2	
5- 2	0- 0	0- 0		AWAY		0- 0		0- 1		5- 1	
0- 0	0- 0	0- 0		NEUTRAL		0- 0		0- 0		0- 0	
RPI S	Opponent	Score	RPI S	Opponent	Score	RPI S	Opponent	Score	RPI S	Opponent	Score
			45 N	SMU	0 3	91 A	North Carolina St.	3 1	118 A	Radford	0 3
									125 N	Delaware	3 1
									153 H	UNCG	3 2
									164 A	VCU	1 3
									168 H	Liberty	3 1
									183 A	Elon	3 1
									195 A	Campbell	3 2
									195 H	Campbell	2 3
									212 N	William & Mary	3 2
									221 H	Youngstown St.	3 0
									222 A	Clemson	1 3
									223 A	Wake Forest	3 1
									224 N	Wofford	3 1
									224 N	Wofford	3 0
									236 A	Winthrop	3 0
									236 H	Winthrop	0 3
									250 A	UNC Asheville	0 3
									250 H	UNC Asheville	3 0
									276 N	Charlotte	2 3
									279 A	Gardner-Webb	3 0
									281 A	Charleston So.	3 1
									281 H	Charleston So.	3 0
									303 A	Presbyterian	3 0
			LAST 10 GAMES								
			236 H	Winthrop	0 3	250 A	UNC Asheville	0 3			
			281 H	Charleston So.	3 0	279 A	Gardner-Webb	3 0			
			281 A	Charleston So.	3 1	195 A	Campbell	3 2			
			303 A	Presbyterian	3 0	236 A	Winthrop	3 0			
			195 H	Campbell	2 3	250 H	UNC Asheville	3 0			

Non-Div. I Games:

High Point

Average RPI Win:		201	WON-LOST RECORD		WINNING PCT. RANK		LAST 10 GAMES		STRENGTH OF SCHEDULE		OPP. STRENGTH OF SCHEDULE		TEAM RPI		ADJ RPI		CONF. RPI		ADJ CONF. RPI	
DIV. I ONLY			15- 11		.57692	134	7- 3		150		148	135	.52413	141	16		16			
DIV. I NON-CONF.			6- 8		.42857	207	0- 0		154		90	181	.49251	181	17		17			
TOTALS		RPI 1-25		RPI 26-50			W-L RECORDS		RPI 51-100			RPI 101-150			RPI 150+					
15- 11		0- 1		0- 1			OVERALL		0- 3			4- 5			11- 1					
6- 3		0- 0		0- 0			HOME		0- 1			1- 2			5- 0					
7- 5		0- 1		0- 0			AWAY		0- 1			3- 2			4- 1					
2- 3		0- 0		0- 1			NEUTRAL		0- 1			0- 1			2- 0					
6- 8		0- 1		0- 1			NON-CONFERENCE		0- 3			0- 3			6- 0					
1- 3		0- 0		0- 0			HOME		0- 1			0- 2			1- 0					
3- 2		0- 1		0- 0			AWAY		0- 1			0- 0			3- 0					
2- 3		0- 0		0- 1			NEUTRAL		0- 1			0- 1			2- 0					
9- 3		0- 0		0- 0			CONFERENCE		0- 0			4- 2			5- 1					
5- 0		0- 0		0- 0			HOME		0- 0			1- 0			4- 0					
4- 3		0- 0		0- 0			AWAY		0- 0			3- 2			1- 1					
0- 0		0- 0		0- 0			NEUTRAL		0- 0			0- 0			0- 0					
RPI	S	Opponent		Score		RPI	S	Opponent		Score		RPI	S	Opponent		Score				
22	A	UNLV		1	3	37	N	Arizona		0	3	54	N	Hofstra		1	3			
												63	H	Cal Poly		0	3			
												78	A	New Mexico St.		2	3			
														103 H Nevada		1	3			
														110 A Northern Ariz.		0	3			
														110 H Northern Ariz.		3	0			
														127 A Northern Colo.		3	1			
														132 A Idaho St.		3	2			
														136 N CSUN		0	3			
														139 A Portland St.		3	1			
														147 H UC Davis		0	3			
														149 A North Dakota		2	3			
														157 A CSU Bakersfield		3	0			
														162 N Sam Houston St.		3	2			
														177 A UT Arlington		3	1			
														189 H Eastern Wash.		3	0			
														199 H Idaho		3	0			
														202 A Weber St.		3	1			
														247 A UTEP		3	0			
														267 H Montana		3	0			
														285 H Grand Canyon		3	0			
														293 A Southern Utah		2	3			
														293 H Southern Utah		3	0			
														322 N Ark.-Pine Bluff		3	0			
						LAST 10 GAMES														
						293	H	Southern Utah		3	0	293	A	Southern Utah		2	3			
						110	H	Northern Ariz.		3	0	127	A	Northern Colo.		3	1			
						189	H	Eastern Wash.		3	0	149	A	North Dakota		2	3			
						199	H	Idaho		3	0	139	A	Portland St.		3	1			
						110	A	Northern Ariz.		0	3	267	H	Montana		3	0			

Non-Div. I Games:

Sacramento St.

[illegible]

Non-Div. I Games:

Louisville

Non-Div. I Games:

Loss, Non-Conf, S Site, H Home, A Away, N Neutral Page 143

[illegible]

Non-Div. I Games:

Loyola Chicago

Average RPI Win:		263	WON-LOST RECORD		WINNING PCT. RANK		LAST 10 GAMES		STRENGTH OF SCHEDULE		OPP. STRENGTH OF SCHEDULE		TEAM RPI		ADJ RPI		CONF. RPI		ADJ CONF. RPI								
Average RPI Loss:		112																									
DIV. I ONLY			21- 8		.72414 53		9- 1		256		265		145		.51941 145		26		26								
DIV. I NON-CONF.			11- 6		.64706 104		2- 0		206		262		147		.51458 146		26		26								
TOTALS		RPI 1-25		RPI 26-50		W-L RECORDS		RPI 51-100		RPI 101-150		RPI 150+															
21- 8		0- 1		0- 1		OVERALL		0- 2		1- 1		20- 3															
5- 2		0- 1		0- 0		HOME		0- 1		0- 0		5- 0															
9- 3		0- 0		0- 0		AWAY		0- 0		1- 1		8- 2															
7- 3		0- 0		0- 1		NEUTRAL		0- 1		0- 0		7- 1															
11- 6		0- 1		0- 1		NON-CONFERENCE		0- 2		0- 1		11- 1															
1- 2		0- 1		0- 0		HOME		0- 1		0- 0		1- 0															
3- 1		0- 0		0- 0		AWAY		0- 0		0- 1		3- 0															
7- 3		0- 0		0- 1		NEUTRAL		0- 1		0- 0		7- 1															
10- 2		0- 0		0- 0		CONFERENCE		0- 0		1- 0		9- 2															
4- 0		0- 0		0- 0		HOME		0- 0		0- 0		4- 0															
6- 2		0- 0		0- 0		AWAY		0- 0		1- 0		5- 2															
0- 0		0- 0		0- 0		NEUTRAL		0- 0		0- 0		0- 0															
RPI	S	Opponent		Score		RPI	S	Opponent		Score		RPI	S	Opponent		Score											
19	H	Western Ky.		0 3		33	N	Dayton		0 3		78	N	New Mexico St.		1 3		117	A	SIUE 3 2							
						99	H	Saint Louis		2 3		121	A	ETSU		0 3		159	A	Murray St. 0 3							
						183	N	Elon		3 1		190	A	Belmont		2 3		196	N	Valparaiso		1 3					
						201	A	Tennessee St.		3 0		203	N	Kent St.		3 2		235	N	USC Upstate		3 2					
						249	A	Evansville		3 0		257	A	Eastern Ky.		3 1		262	A	UT Martin		3 0					
						262	H	UT Martin		3 0		269	A	Middle Tenn.		3 2		273	H	Tennessee Tech		3 0					
						275	N	Troy		3 0		281	N	Charleston So.		3 0		290	H	Jacksonville St.		3 0					
						294	A	The Citadel		3 0		298	A	Southeast Mo. St.		3 2		298	H	Southeast Mo. St.		3 0					
						301	A	Eastern Ill.		3 0		317	N	Southern U.		3 0		318	H	Alabama A&M		3 0					
						330	N	Savannah St.		3 0																	
												LAST 10 GAMES															
												298	A	Southeast Mo. St.		3 2		269	A	Middle Tenn.		3 2					
												262	A	UT Martin		3 0		273	H	Tennessee Tech		3 0					
												318	H	Alabama A&M		3 0		290	H	Jacksonville St.		3 0					
												201	A	Tennessee St.		3 0		117	A	SIUE		3 2					
												190	A	Belmont		2 3		301	A	Eastern Ill.		3 0					

Non-Div. I Games:

Austin Peay

Average RPI Win:		240	WON-LOST RECORD		WINNING PCT. RANK		LAST 10 GAMES		STRENGTH OF SCHEDULE		OPP. STRENGTH OF SCHEDULE		TEAM RPI		ADJ RPI		CONF. RPI		ADJ CONF. RPI	
DIV. I ONLY			13- 11		.54167 153		7- 3		139		172		146		.51895 146		15		15	
DIV. I NON-CONF.			4- 8		.33333 243		0- 0		66		127		163		.503 162		14		14	
TOTALS		RPI 1-25		RPI 26-50		W-L RECORDS		RPI 51-100		RPI 101-150		RPI 150+								
13- 11		0- 1		0- 1		OVERALL		0- 6		1- 3		12- 0								
5- 4		0- 1		0- 0		HOME		0- 3		0- 0		5- 0								
6- 4		0- 0		0- 1		AWAY		0- 2		1- 1		5- 0								
2- 3		0- 0		0- 0		NEUTRAL		0- 1		0- 2		2- 0								
4- 8		0- 1		0- 0		NON-CONFERENCE		0- 5		0- 2		4- 0								
0- 3		0- 1		0- 0		HOME		0- 2		0- 0		0- 0								
2- 2		0- 0		0- 0		AWAY		0- 2		0- 0		2- 0								
2- 3		0- 0		0- 0		NEUTRAL		0- 1		0- 2		2- 0								
9- 3		0- 0		0- 1		CONFERENCE		0- 1		1- 1		8- 0								
5- 1		0- 0		0- 0		HOME		0- 1		0- 0		5- 0								
4- 2		0- 0		0- 1		AWAY		0- 0		1- 1		3- 0								
0- 0		0- 0		0- 0		NEUTRAL		0- 0		0- 0		0- 0								
RPI	S	Opponent		Score		RPI	S	Opponent		Score		RPI	S	Opponent		Score				
19	H	Western Ky.		1	3	36	A	Miami (OH)		0	3	56	H	Villanova		0	3			
												64	N	UTSA		1	3			
												66	H	FGCU		0	3			
												67	H	Northern Ill.		2	3			
												86	A	Oklahoma		0	3			
												94	A	Marshall		2	3			
														102 A Toledo		1	3			
														104 A Bowling Green		3	0			
														114 N UNCW		1	3			
														118 N Radford		0	3			
														173 A Virginia Tech		3	2			
														198 H Western Mich.		3	0			
														203 H Kent St.		3	1			
														209 A Ball St.		3	2			
														224 N Wofford		3	0			
														225 H Eastern Mich.		3	2			
														266 N Lamar University		3	0			
														295 A Akron		3	1			
														295 H Akron		3	0			
														297 A Appalachian St.		3	0			
														313 A Buffalo		3	1			
														313 H Buffalo		3	0			
LAST 10 GAMES																				
295 A Akron						3	1	102 A Toledo						1	3					
313 A Buffalo						3	1	225 H Eastern Mich.						3	2					
198 H Western Mich.						3	0	203 H Kent St.						3	1					
67 H Northern Ill.						2	3	104 A Bowling Green						3	0					
209 A Ball St.						3	2	36 A Miami (OH)						0	3					

Non-Div. I Games:

Ohio

Average RPI Win: 199		WON-LOST	WINNING	LAST 10	STRENGTH OF		OPP. STRENGTH	TEAM	ADJ	CONF.	ADJ CONF.
Average RPI Loss: 71		RECORD	PCT. RANK	GAMES	SCHEDULE		OF SCHEDULE	RPI	RPI	RPI	RPI
DIV. I ONLY		12- 11	.52174	162	5- 5		143	98	147	.51884	147
DIV. I NON-CONF.		7- 6	.53846	156	0- 0		91	116	106	.54591	106
TOTALS		RPI 1-25	RPI 26-50		W-L RECORDS		RPI 51-100		RPI 101-150		RPI 150+
12- 11	0- 0	0- 3		OVERALL		0- 6		5- 2		7- 0	
2- 2	0- 0	0- 0		HOME		0- 1		0- 1		2- 0	
5- 6	0- 0	0- 3		AWAY		0- 2		3- 1		2- 0	
5- 3	0- 0	0- 0		NEUTRAL		0- 3		2- 0		3- 0	
7- 6	0- 0	0- 2		NON-CONFERENCE		0- 3		4- 1		3- 0	
0- 0	0- 0	0- 0		HOME		0- 0		0- 0		0- 0	
2- 3	0- 0	0- 2		AWAY		0- 0		2- 1		0- 0	
5- 3	0- 0	0- 0		NEUTRAL		0- 3		2- 0		3- 0	
5- 5	0- 0	0- 1		CONFERENCE		0- 3		1- 1		4- 0	
2- 2	0- 0	0- 0		HOME		0- 1		0- 1		2- 0	
3- 3	0- 0	0- 1		AWAY		0- 2		1- 0		2- 0	
0- 0	0- 0	0- 0		NEUTRAL		0- 0		0- 0		0- 0	
RPI S	Opponent	Score	RPI S	Opponent	Score	RPI S	Opponent	Score	RPI S	Opponent	Score
			26 A	Oregon	0 3	55 A	Long Beach St.	0 3	103 A	Nevada	2 3
			32 A	Boise St.	1 3	55 H	Long Beach St.	0 3	109 N	Santa Clara	3 1
			40 A	Hawaii	0 3	73 A	UC Santa Barbara	1 3	136 A	CSUN	3 1
						80 N	San Diego St.	0 3	136 H	CSUN	2 3
						81 N	Gonzaga	0 3	139 N	Portland St.	3 0
						96 N	Ole Miss	1 3	141 A	Sacramento St.	3 0
									149 A	North Dakota	3 0
									159 N	Murray St.	3 1
									163 A	UC Irvine	3 1
									264 H	UC Riverside	3 1
									278 A	Cal St. Fullerton	3 1
									278 H	Cal St. Fullerton	3 1
									283 N	Omaha	3 0
									293 N	Southern Utah	3 2
LAST 10 GAMES											
			55 A	Long Beach St.	0 3	278 A	Cal St. Fullerton	3 1			
			136 A	CSUN	3 1	73 A	UC Santa Barbara	1 3			
			278 H	Cal St. Fullerton	3 1	163 A	UC Irvine	3 1			
			264 H	UC Riverside	3 1	136 H	CSUN	2 3			
			40 A	Hawaii	0 3	55 H	Long Beach St.	0 3			

Non-Div. I Games:

UC Davis

Average RPI Win: 240		WON-LOST RECORD	WINNING PCT. RANK	LAST 10 GAMES	STRENGTH OF SCHEDULE	OPP. STRENGTH OF SCHEDULE	TEAM RPI	ADJ RPI	CONF. RPI	ADJ CONF. RPI	
Average RPI Loss: 107											
DIV. I ONLY		16- 8	.66667 78	8- 2	229	210	148	.51872 148	28	28	
DIV. I NON-CONF.		7- 6	.53846 156	0- 0	169	155	157	.5069 157	25	25	
<hr/>											
TOTALS		RPI 1-25	RPI 26-50		W-L RECORDS		RPI 51-100		RPI 101-150		RPI 150+
16- 8		0- 0	0- 1		OVERALL		0- 4		1- 2		15- 1
9- 1		0- 0	0- 1		HOME		0- 0		0- 0		9- 0
3- 5		0- 0	0- 0		AWAY		0- 3		0- 1		3- 1
4- 2		0- 0	0- 0		NEUTRAL		0- 1		1- 1		3- 0
7- 6		0- 0	0- 1		NON-CONFERENCE		0- 3		1- 2		6- 0
3- 1		0- 0	0- 1		HOME		0- 0		0- 0		3- 0
0- 3		0- 0	0- 0		AWAY		0- 2		0- 1		0- 0
4- 2		0- 0	0- 0		NEUTRAL		0- 1		1- 1		3- 0
9- 2		0- 0	0- 0		CONFERENCE		0- 1		0- 0		9- 1
6- 0		0- 0	0- 0		HOME		0- 0		0- 0		6- 0
3- 2		0- 0	0- 0		AWAY		0- 1		0- 0		3- 1
0- 0		0- 0	0- 0		NEUTRAL		0- 0		0- 0		0- 0
RPI S	Opponent	Score	RPI S	Opponent	Score	RPI S	Opponent	Score	RPI S	Opponent	Score
			34 H	Baylor	1 3	65 A	A&M-Corpus Christi	0 3	111 N	Kennesaw St.	3 1
						72 A	Texas St.	1 3	130 A	Texas Tech	1 3
						74 N	Tulsa	1 3	137 N	UTRGV	0 3
						89 A	Green Bay	0 3	162 H	Sam Houston St.	3 0
									188 A	Houston Baptist	3 0
									194 H	North Texas	3 0
									213 H	Little Rock	3 0
									233 N	Oral Roberts	3 2
									245 H	Northwestern St.	3 0
									251 A	Incarnate Word	3 1
									251 H	Incarnate Word	3 0
									253 H	Central Ark.	3 0
									258 A	Abilene Christian	2 3
									266 A	Lamar University	3 0
									277 H	La.-Monroe	3 1
									287 H	McNeese	3 0
									296 N	South Dakota St.	3 0
									301 N	Eastern Ill.	3 1
									314 H	Nicholls St.	3 1
			LAST 10 GAMES								
			188 A	Houston Baptist	3 0	251 A	Incarnate Word	3 1			
			266 A	Lamar University	3 0	65 A	A&M-Corpus Christi	0 3			
			245 H	Northwestern St.	3 0	314 H	Nicholls St.	3 1			
			253 H	Central Ark.	3 0	287 H	McNeese	3 0			
			258 A	Abilene Christian	2 3	162 H	Sam Houston St.	3 0			

Non-Div. I Games:

SFA

Average RPI Win: 226		WON-LOST	WINNING	LAST 10	STRENGTH OF		OPP. STRENGTH	TEAM	ADJ	CONF.	ADJ CONF.
Average RPI Loss: 102		RECORD	PCT. RANK	GAMES	SCHEDULE		OF SCHEDULE	RPI	RPI	RPI	RPI
DIV. I ONLY		19- 9	.67857	76	9- 1		257	156	149	.51783	149
DIV. I NON-CONF.		9- 7	.5625	144	1- 0		213	161	172	.49933	172
TOTALS		RPI 1-25	RPI 26-50		W-L RECORDS		RPI 51-100		RPI 101-150		RPI 150+
19- 9	0- 1	0- 0		OVERALL		0- 3		4- 5		15- 0	
7- 3	0- 0	0- 0		HOME		0- 1		2- 2		5- 0	
9- 4	0- 1	0- 0		AWAY		0- 1		0- 2		9- 0	
3- 2	0- 0	0- 0		NEUTRAL		0- 1		2- 1		1- 0	
9- 7	0- 1	0- 0		NON-CONFERENCE		0- 3		2- 3		7- 0	
2- 3	0- 0	0- 0		HOME		0- 1		0- 2		2- 0	
4- 2	0- 1	0- 0		AWAY		0- 1		0- 0		4- 0	
3- 2	0- 0	0- 0		NEUTRAL		0- 1		2- 1		1- 0	
10- 2	0- 0	0- 0		CONFERENCE		0- 0		2- 2		8- 0	
5- 0	0- 0	0- 0		HOME		0- 0		2- 0		3- 0	
5- 2	0- 0	0- 0		AWAY		0- 0		0- 2		5- 0	
0- 0	0- 0	0- 0		NEUTRAL		0- 0		0- 0		0- 0	
RPI S	Opponent	Score		RPI S	Opponent	Score		RPI S	Opponent	Score	
4 A	Minnesota	1	3					89 N	Green Bay	0	3
								92 A	South Dakota	1	3
								96 H	Ole Miss	2	3
								102 N	Toledo	3	0
								105 N	Tulane	2	3
								121 N	ETSU	3	2
								127 A	Northern Colo.	0	3
								130 H	Texas Tech	0	3
								132 A	Idaho St.	2	3
								139 H	Portland St.	3	1
								141 H	Sacramento St.	3	2
								147 H	UC Davis	0	3
								189 A	Eastern Wash.	3	1
								199 A	Idaho	3	1
								202 A	Weber St.	3	1
								222 A	Clemson	3	1
								232 A	Montana St.	3	0
								232 H	Montana St.	3	0
								234 A	North Dakota St.	3	0
								247 H	UTEP	3	0
								267 A	Montana	3	1
								267 H	Montana	3	0
								283 H	Omaha	3	0
								290 A	Jacksonville St.	3	0
								293 H	Southern Utah	3	0
								296 A	South Dakota St.	3	1
								332 N	Alcorn	3	0
LAST 10 GAMES				LAST 10 GAMES				LAST 10 GAMES			
				232 A	Montana St.	3	0	267 H	Montana	3	0
				267 A	Montana	3	1	232 H	Montana St.	3	0
				234 A	North Dakota St.	3	0	139 H	Portland St.	3	1
				202 A	Weber St.	3	1	141 H	Sacramento St.	3	2
				132 A	Idaho St.	2	3	189 A	Eastern Wash.	3	1

Non-Div. I Games:

North Dakota

Average RPI Win:	189	WON-LOST RECORD	WINNING PCT. RANK	LAST 10 GAMES	STRENGTH OF SCHEDULE	OPP. STRENGTH OF SCHEDULE	TEAM RPI	ADJ RPI	CONF. RPI	ADJ CONF. RPI
DIV. I ONLY		12- 14	.46154 187	4- 6	108	99	150	.5177 150	8	8
DIV. I NON-CONF.		6- 7	.46154 189	0- 0	146	134	174	.49743 174	7	7
TOTALS	RPI 1-25	RPI 26-50	W-L RECORDS	RPI 51-100	RPI 101-150	RPI 150+				
12- 14	0- 2	0- 3	OVERALL	2- 5	3- 0	7- 4				
5- 4	0- 1	0- 1	HOME	2- 1	1- 0	2- 1				
5- 6	0- 1	0- 1	AWAY	0- 3	1- 0	4- 1				
2- 4	0- 0	0- 1	NEUTRAL	0- 1	1- 0	1- 2				
6- 7	0- 0	0- 2	NON-CONFERENCE	1- 2	1- 0	4- 3				
2- 1	0- 0	0- 0	HOME	1- 0	0- 0	1- 1				
2- 2	0- 0	0- 1	AWAY	0- 1	0- 0	2- 0				
2- 4	0- 0	0- 1	NEUTRAL	0- 1	1- 0	1- 2				
6- 7	0- 2	0- 1	CONFERENCE	1- 3	2- 0	3- 1				
3- 3	0- 1	0- 1	HOME	1- 1	1- 0	1- 0				
3- 4	0- 1	0- 0	AWAY	0- 2	1- 0	2- 1				
0- 0	0- 0	0- 0	NEUTRAL	0- 0	0- 0	0- 0				
RPI S Opponent	Score	RPI S Opponent	Score	RPI S Opponent	Score	RPI S Opponent	Score			
20 A Creighton	0 3	31 H Marquette	1 3	54 A Hofstra	2 3	108 N Illinois St.	3 1			
20 H Creighton	0 3	38 N Cleveland St.	0 3	56 A Villanova	0 3	124 A Butler	3 0			
		43 A Notre Dame	0 3	79 N Princeton	1 3	124 H Butler	3 2			
				82 A Xavier	1 3	160 N Seattle	0 3			
				82 H Xavier	3 1	181 A St. John's (NY)	1 3			
				82 H DePaul	2 3	185 A Rutgers	3 2			
				97 H Towson	3 1	198 N Western Mich.	0 3			
						215 A Georgetown	3 0			
						218 H George Washington	1 3			
						238 A Providence	3 1			
						238 H Providence	3 0			
						269 A Middle Tenn.	3 0			
						273 N Tennessee Tech	3 0			
						319 H Canisius	3 0			
LAST 10 GAMES										
238 H Providence	3 0	238 A Providence	3 1	31 H Marquette	1 3					
20 H Creighton	0 3	82 H DePaul	2 3							
124 A Butler	3 0	181 A St. John's (NY)	1 3							
82 A Xavier	1 3	215 A Georgetown	3 0							
20 A Creighton	0 3									

Non-Div. I Games:

Seton Hall

Average RPI Win: 192		WON-LOST RECORD		WINNING PCT. RANK		LAST 10 GAMES		STRENGTH OF SCHEDULE		OPP. STRENGTH OF SCHEDULE		TEAM RPI		ADJ RPI		CONF. RPI		ADJ CONF. RPI	
DIV. I ONLY		8- 16		.33333 247		1- 9		55		37		155		.51747 151		1		1	
DIV. I NON-CONF.		7- 5		.58333 128		0- 0		186		105		142		.51793 142		1		1	
TOTALS		RPI 1-25		RPI 26-50		W-L RECORDS		RPI 51-100		RPI 101-150		RPI 150+							
8- 16		1- 5		0- 4		OVERALL		0- 7		0- 0		7- 0							
1- 5		1- 2		0- 1		HOME		0- 2		0- 0		0- 0							
1- 9		0- 3		0- 3		AWAY		0- 3		0- 0		1- 0							
6- 2		0- 0		0- 0		NEUTRAL		0- 2		0- 0		6- 0							
7- 5		0- 0		0- 2		NON-CONFERENCE		0- 3		0- 0		7- 0							
0- 0		0- 0		0- 0		HOME		0- 0		0- 0		0- 0							
1- 3		0- 0		0- 2		AWAY		0- 1		0- 0		1- 0							
6- 2		0- 0		0- 0		NEUTRAL		0- 2		0- 0		6- 0							
1- 11		1- 5		0- 2		CONFERENCE		0- 4		0- 0		0- 0							
1- 5		1- 2		0- 1		HOME		0- 2		0- 0		0- 0							
0- 6		0- 3		0- 1		AWAY		0- 2		0- 0		0- 0							
0- 0		0- 0		0- 0		NEUTRAL		0- 0		0- 0		0- 0							
RPI	S	Opponent		Score		RPI	S	Opponent		Score		RPI	S	Opponent		Score			
1	A	Nebraska		0 3		33	A	Dayton		2 3		51	A	Iowa		1 3			
4	A	Minnesota		0 3		47	A	UNI		0 3		51	H	Iowa		0 3			
11	H	Michigan		0 3		50	A	Indiana		1 3		52	A	Illinois		0 3			
17	H	Purdue		3 1		50	H	Indiana		0 3		52	H	Illinois		0 3			
24	H	Penn St.		0 3								75	A	Lipscomb		1 3			
25	A	Ohio St.		0 3								82	N	Xavier		0 3			
												96	N	Ole Miss		2 3			

Non-Div. I Games:

Northwestern

Average RPI Win: 219		WON-LOST	WINNING	LAST 10	STRENGTH OF		OPP. STRENGTH	TEAM	ADJ	CONF.	ADJ CONF.
Average RPI Loss: 89		RECORD	PCT. RANK	GAMES	SCHEDULE		OF SCHEDULE	RPI	RPI	RPI	RPI
DIV. I ONLY		12- 11	.52174	162	4- 6		134	138	151	.51733	152
DIV. I NON-CONF.		6- 5	.54545	151	0- 0		212	185	180	.49343	179
TOTALS		RPI 1-25	RPI 26-50		W-L RECORDS		RPI 51-100		RPI 101-150		RPI 150+
12- 11	0- 0	0- 4		OVERALL		0- 5		1- 0		11- 2	
7- 2	0- 0	0- 1		HOME		0- 1		1- 0		6- 0	
4- 5	0- 0	0- 2		AWAY		0- 2		0- 0		4- 1	
1- 4	0- 0	0- 1		NEUTRAL		0- 2		0- 0		1- 1	
6- 5	0- 0	0- 2		NON-CONFERENCE		0- 2		0- 0		6- 1	
3- 0	0- 0	0- 0		HOME		0- 0		0- 0		3- 0	
2- 1	0- 0	0- 1		AWAY		0- 0		0- 0		2- 0	
1- 4	0- 0	0- 1		NEUTRAL		0- 2		0- 0		1- 1	
6- 6	0- 0	0- 2		CONFERENCE		0- 3		1- 0		5- 1	
4- 2	0- 0	0- 1		HOME		0- 1		1- 0		3- 0	
2- 4	0- 0	0- 1		AWAY		0- 2		0- 0		2- 1	
0- 0	0- 0	0- 0		NEUTRAL		0- 0		0- 0		0- 0	
RPI S	Opponent	Score	RPI S	Opponent	Score	RPI S	Opponent	Score	RPI S	Opponent	Score
			31 A	Marquette	0 3	77 N	Tennessee	1 3	129 H	Northern Ky.	3 2
			38 A	Cleveland St.	2 3	82 N	Xavier	1 3	156 A	Ill.-Chicago	1 3
			38 H	Cleveland St.	2 3	89 A	Green Bay	0 3	156 H	Ill.-Chicago	3 0
			46 N	Missouri St.	0 3	89 H	Green Bay	2 3	175 A	Sacred Heart	3 2
						100 A	Oakland	2 3	192 H	Wright St.	3 0
									196 A	Valparaiso	3 1
									198 A	Western Mich.	3 2
									221 A	Youngstown St.	3 1
									221 H	Youngstown St.	3 0
									237 N	Dartmouth	0 3
									271 H	Bradley	3 2
									272 N	George Mason	3 0
									295 H	Akron	3 0
									304 H	Western Ill.	3 0
LAST 10 GAMES											
			89 A	Green Bay	0 3	100 A	Oakland	2 3			
			156 A	Ill.-Chicago	1 3	221 A	Youngstown St.	3 1			
			38 H	Cleveland St.	2 3	38 A	Cleveland St.	2 3			
			221 H	Youngstown St.	3 0	89 H	Green Bay	2 3			
			196 A	Valparaiso	3 1	156 H	Ill.-Chicago	3 0			

Non-Div. I Games:

Milwaukee

Average RPI Win:		220	WON-LOST RECORD		WINNING PCT. RANK		LAST 10 GAMES		STRENGTH OF SCHEDULE		OPP. STRENGTH OF SCHEDULE		TEAM RPI		ADJ RPI		CONF. RPI		ADJ CONF. RPI		
DIV. I ONLY			14- 10		.58333 126		8- 2		163		231		152		.51674 153		21		21		
DIV. I NON-CONF.			6- 7		.46154 189		1- 0		179		208		195		.48018 194		22		22		
TOTALS		RPI 1-25		RPI 26-50				W-L RECORDS		RPI 51-100				RPI 101-150				RPI 150+			
14- 10		0- 1		0- 0				OVERALL		0- 1				3- 3				11- 5			
8- 2		0- 0		0- 0				HOME		0- 0				3- 0				5- 2			
4- 6		0- 0		0- 0				AWAY		0- 1				0- 2				4- 3			
2- 2		0- 1		0- 0				NEUTRAL		0- 0				0- 1				2- 0			
6- 7		0- 1		0- 0				NON-CONFERENCE		0- 1				1- 2				5- 3			
3- 2		0- 0		0- 0				HOME		0- 0				1- 0				2- 2			
1- 3		0- 0		0- 0				AWAY		0- 1				0- 1				1- 1			
2- 2		0- 1		0- 0				NEUTRAL		0- 0				0- 1				2- 0			
8- 3		0- 0		0- 0				CONFERENCE		0- 0				2- 1				6- 2			
5- 0		0- 0		0- 0				HOME		0- 0				2- 0				3- 0			
3- 3		0- 0		0- 0				AWAY		0- 0				0- 1				3- 2			
0- 0		0- 0		0- 0				NEUTRAL		0- 0				0- 0				0- 0			
RPI	S	Opponent		Score		RPI	S	Opponent		Score		RPI	S	Opponent		Score					
25	N	Ohio St.		0 3						84	A	Duke		0 3		118	H	Radford		3 1	
														121	A	ETSU		0 3			
														121	H	ETSU		3 1			
														128	N	LSU		1 3			
														135	H	Samford		3 1			
														140	A	High Point		2 3			
														161	H	Chattanooga		3 2			
														183	H	Elon		2 3			
														196	N	Valparaiso		3 1			
														200	A	Mercer		2 3			
														207	A	Furman		1 3			
														207	H	Furman		3 0			
														209	A	Ball St.		2 3			
														221	H	Youngstown St.		1 3			
														224	A	Wofford		3 0			
														224	H	Wofford		3 0			
														257	N	Eastern Ky.		3 2			
														263	A	Western Caro.		3 0			
														276	A	Charlotte		3 0			
														294	A	The Citadel		3 1			
														299	H	Hampton		3 0			
														300	H	N.C. A&T		3 0			
						LAST 10 GAMES															
						121 H ETSU				3 1		135 H Samford				3 1					
						263 A Western Caro.				3 0		121 A ETSU				0 3					
						224 H Wofford				3 0		207 H Furman				3 0					
						276 A Charlotte				3 0		294 A The Citadel				3 1					
						161 H Chattanooga				3 2		200 A Mercer				2 3					

Non-Div. I Games:

UNCG

Average RPI Win: 246		WON-LOST	WINNING	LAST 10	STRENGTH OF	OPP. STRENGTH	TEAM	ADJ	CONF.	ADJ CONF.			
Average RPI Loss: 118		RECORD	PCT. RANK	GAMES	SCHEDULE	OF SCHEDULE	RPI	RPI	RPI	RPI			
DIV. I ONLY		16- 10	.61538	112	6- 4	186	232	153	.51643	154	27	27	
DIV. I NON-CONF.		8- 6	.57143	138	0- 0	138	158	131	.52643	133	28	28	
<hr/>													
TOTALS		RPI 1-25		RPI 26-50		W-L RECORDS		RPI 51-100		RPI 101-150		RPI 150+	
16- 10		0- 1		0- 0		OVERALL		2- 2		0- 3		14- 4	
4- 6		0- 0		0- 0		HOME		0- 2		0- 2		4- 2	
7- 4		0- 1		0- 0		AWAY		0- 0		0- 1		7- 2	
5- 0		0- 0		0- 0		NEUTRAL		2- 0		0- 0		3- 0	
8- 6		0- 1		0- 0		NON-CONFERENCE		2- 2		0- 1		6- 2	
1- 5		0- 0		0- 0		HOME		0- 2		0- 1		1- 2	
2- 1		0- 1		0- 0		AWAY		0- 0		0- 0		2- 0	
5- 0		0- 0		0- 0		NEUTRAL		2- 0		0- 0		3- 0	
8- 4		0- 0		0- 0		CONFERENCE		0- 0		0- 2		8- 2	
3- 1		0- 0		0- 0		HOME		0- 0		0- 1		3- 0	
5- 3		0- 0		0- 0		AWAY		0- 0		0- 1		5- 2	
0- 0		0- 0		0- 0		NEUTRAL		0- 0		0- 0		0- 0	
RPI	S	Opponent		Score		RPI	S	Opponent		Score			
3	A	Texas		0 3									
						54	H	Hofstra		1	3		
						64	N	UTSA		3	0		
						75	N	Lipscomb		3	1		
						93	H	UConn		1	3		
										106	A	American	0 3
										106	H	American	0 3
										107	H	Albany (NY)	2 3
										157	H	CSU Bakersfield	2 3
										172	A	Colgate	0 3
										172	H	Colgate	3 1
										184	A	Navy	0 3
										196	H	Valparaiso	2 3
										206	A	Marist	3 0
										237	A	Dartmouth	3 0
										240	A	Lehigh	3 1
										243	N	Central Conn. St.	3 0
										270	A	Holy Cross	3 0
										270	H	Holy Cross	3 1
										291	N	Niagara	3 0
										292	N	Hartford	3 0
										307	A	Loyola Maryland	3 0
										307	H	Loyola Maryland	3 1
										308	A	Bucknell	3 0
										321	A	Lafayette	3 0
										327	H	Delaware St.	3 0
LAST 10 GAMES													
106 A American						0	3	308 A Bucknell		3	0		
307 A Loyola Maryland						3	0	321 A Lafayette		3	0		
172 A Colgate						0	3	184 A Navy		0	3		
270 H Holy Cross						3	1	307 H Loyola Maryland		3	1		
240 A Lehigh						3	1	106 H American		0	3		

Non-Div. I Games:

Army West Point

Average RPI Win:		207	WON-LOST RECORD		WINNING PCT. RANK		LAST 10 GAMES		STRENGTH OF SCHEDULE		OPP. STRENGTH OF SCHEDULE		TEAM RPI		ADJ RPI		CONF. RPI		ADJ CONF. RPI	
DIV. I ONLY			11- 13		.45833 191		7- 3		104		116		154		.51531 155		20		19	
DIV. I NON-CONF.			4- 9		.30769 256		0- 0		63		41		153		.50946 153		15		15	
TOTALS		RPI 1-25		RPI 26-50		W-L RECORDS		RPI 51-100		RPI 101-150		RPI 150+								
11- 13		0- 3		0- 1		OVERALL		1- 4		1- 4		9- 1								
7- 5		0- 1		0- 0		HOME		0- 1		1- 3		6- 0								
3- 5		0- 1		0- 1		AWAY		0- 1		0- 1		3- 1								
1- 3		0- 1		0- 0		NEUTRAL		1- 2		0- 0		0- 0								
4- 9		0- 3		0- 1		NON-CONFERENCE		1- 2		0- 3		3- 0								
3- 4		0- 1		0- 0		HOME		0- 0		0- 3		3- 0								
0- 2		0- 1		0- 1		AWAY		0- 0		0- 0		0- 0								
1- 3		0- 1		0- 0		NEUTRAL		1- 2		0- 0		0- 0								
7- 4		0- 0		0- 0		CONFERENCE		0- 2		1- 1		6- 1								
4- 1		0- 0		0- 0		HOME		0- 1		1- 0		3- 0								
3- 3		0- 0		0- 0		AWAY		0- 1		0- 1		3- 1								
0- 0		0- 0		0- 0		NEUTRAL		0- 0		0- 0		0- 0								
RPI	S	Opponent		Score		RPI	S	Opponent		Score		RPI	S	Opponent		Score				
6	A	BYU		0	3	40	A	Hawaii		0	3	63	N	Cal Poly		0	3			
10	N	Washington		0	3							67	N	Northern Ill.		3	2			
22	H	UNLV		1	3							78	A	New Mexico St.		2	3			
												78	H	New Mexico St.		2	3			
												85	N	Rice		0	3			
														132 H Idaho St.		0	3			
														136 H CSUN		2	3			
														137 A UTRGV		1	3			
														137 H UTRGV		3	2			
														143 H Utah St.		1	3			
														157 A CSU Bakersfield		3	2			
														160 H Seattle		3	1			
														180 A UMKC		1	3			
														180 H UMKC		3	2			
														186 H San Jose St.		3	1			
														194 H North Texas		3	2			
														285 A Grand Canyon		3	1			
														293 H Southern Utah		3	0			
														310 A Chicago St.		3	1			
														310 H Chicago St.		3	0			
LAST 10 GAMES																				
				310 A Chicago St.	3 1					157 A CSU Bakersfield	3 2									
				180 A UMKC	1 3					160 H Seattle	3 1									
				137 H UTRGV	3 2					180 H UMKC	3 2									
				78 H New Mexico St.	2 3					310 H Chicago St.	3 0									
				285 A Grand Canyon	3 1					78 A New Mexico St.	2 3									

Non-Div. I Games:

Utah Valley

Average RPI Win:	211	WON-LOST	WINNING	LAST 10	STRENGTH OF	OPP. STRENGTH	TEAM	ADJ	CONF.	ADJ CONF.	
Average RPI Loss:	113	RECORD	PCT. RANK	GAMES	SCHEDULE	OF SCHEDULE	RPI	RPI	RPI	RPI	
DIV. I ONLY	15- 11	.57692	134	3- 7	182	165	156	.51432	156	13	13
DIV. I NON-CONF.	12- 2	.85714	22	0- 0	283	217	113	.54043	114	13	13
<hr/>											
TOTALS	RPI 1-25	RPI 26-50		W-L RECORDS		RPI 51-100		RPI 101-150		RPI 150+	
15- 11	0- 0	0- 2		OVERALL		3- 3		2- 3		10- 3	
4- 6	0- 0	0- 1		HOME		2- 1		0- 2		2- 2	
6- 5	0- 0	0- 1		AWAY		1- 2		1- 1		4- 1	
5- 0	0- 0	0- 0		NEUTRAL		0- 0		1- 0		4- 0	
12- 2	0- 0	0- 0		NON-CONFERENCE		2- 0		2- 2		8- 0	
2- 2	0- 0	0- 0		HOME		1- 0		0- 2		1- 0	
5- 0	0- 0	0- 0		AWAY		1- 0		1- 0		3- 0	
5- 0	0- 0	0- 0		NEUTRAL		0- 0		1- 0		4- 0	
3- 9	0- 0	0- 2		CONFERENCE		1- 3		0- 1		2- 3	
2- 4	0- 0	0- 1		HOME		1- 1		0- 0		1- 2	
1- 5	0- 0	0- 1		AWAY		0- 2		0- 1		1- 1	
0- 0	0- 0	0- 0		NEUTRAL		0- 0		0- 0		0- 0	
RPI S	Opponent	Score	RPI S	Opponent	Score	RPI S	Opponent	Score	RPI S	Opponent	Score
			38 A	Cleveland St.	0 3	82 A	DePaul	3 2	104 H	Bowling Green	0 3
			38 H	Cleveland St.	1 3	87 H	South Fla.	3 2	107 N	Albany (NY)	3 1
						89 A	Green Bay	0 3	117 H	SIUE	1 3
						89 H	Green Bay	1 3	129 A	Northern Ky.	0 3
						100 A	Oakland	2 3	144 A	Loyola Chicago	3 1
						100 H	Oakland	3 2	152 A	Milwaukee	0 3
									152 H	Milwaukee	3 1
									192 H	Wright St.	1 3
									196 H	Valparaiso	2 3
									221 A	Youngstown St.	3 0
									229 A	Jacksonville	3 0
									256 N	Louisiana Tech	3 2
									274 H	UMass Lowell	3 0
									276 N	Charlotte	3 1
									298 A	Southeast Mo. St.	3 1
									303 N	Presbyterian	3 1
									310 A	Chicago St.	3 0
									323 N	New Orleans	3 0
<hr/>											
LAST 10 GAMES											
			89 A	Green Bay	0 3	221 A	Youngstown St.	3 0			
			152 H	Milwaukee	3 1	38 A	Cleveland St.	0 3			
			100 H	Oakland	3 2	100 A	Oakland	2 3			
			38 H	Cleveland St.	1 3	152 A	Milwaukee	0 3			
			129 A	Northern Ky.	0 3	89 H	Green Bay	1 3			

Non-Div. I Games:

Ill.-Chicago

Average RPI Win:		192	WON-LOST RECORD		WINNING PCT. RANK		LAST 10 GAMES		STRENGTH OF SCHEDULE		OPP. STRENGTH OF SCHEDULE		TEAM RPI		ADJ RPI		CONF. RPI		ADJ CONF. RPI				
DIV. I ONLY			10- 13		.43478 205		7- 3		87		131		157		.51323 157		20		19				
DIV. I NON-CONF.			3- 10		.23077 281		0- 0		58		81		183		.48889 183		15		15				
TOTALS		RPI 1-25		RPI 26-50		W-L RECORDS		RPI 51-100		RPI 101-150		RPI 150+											
10- 13		0- 1		0- 2		OVERALL		1- 4		3- 2		6- 4											
5- 4		0- 0		0- 0		HOME		0- 1		2- 1		3- 2											
5- 3		0- 0		0- 0		AWAY		1- 1		1- 1		3- 1											
0- 6		0- 1		0- 2		NEUTRAL		0- 2		0- 0		0- 1											
3- 10		0- 1		0- 2		NON-CONFERENCE		0- 3		1- 2		2- 2											
2- 2		0- 0		0- 0		HOME		0- 0		1- 1		1- 1											
1- 2		0- 0		0- 0		AWAY		0- 1		0- 1		1- 0											
0- 6		0- 1		0- 2		NEUTRAL		0- 2		0- 0		0- 1											
7- 3		0- 0		0- 0		CONFERENCE		1- 1		2- 0		4- 2											
3- 2		0- 0		0- 0		HOME		0- 1		1- 0		2- 1											
4- 1		0- 0		0- 0		AWAY		1- 0		1- 0		2- 1											
0- 0		0- 0		0- 0		NEUTRAL		0- 0		0- 0		0- 0											
RPI	S	Opponent		Score		RPI	S	Opponent		Score		RPI	S	Opponent		Score		RPI	S	Opponent		Score	
21	N	Utah		1	3	30	N	Pittsburgh		0	3	54	N	Hofstra		1	3	110	H	Northern Ariz.		3	2
						34	N	Baylor		0	3	72	N	Texas St.		1	3	116	A	Portland		1	3
												73	A	UC Santa Barbara		0	3	137	A	UTRGV		3	1
												78	A	New Mexico St.		3	1	137	H	UTRGV		3	1
												78	H	New Mexico St.		0	3	141	H	Sacramento St.		0	3
																		154	A	Army West Point		3	2
																		155	H	Utah Valley		2	3
																		160	H	Seattle		3	2
																		163	H	UC Irvine		1	3
																		180	A	UMKC		1	3
																		196	N	Valparaiso		1	3
																		264	H	UC Riverside		3	0
																		285	A	Grand Canyon		3	0
																		285	H	Grand Canyon		3	0
																		310	A	Chicago St.		3	1
LAST 10 GAMES																							
						78	A	New Mexico St.		3	1	310	A	Chicago St.		3	1						
						137	A	UTRGV		3	1	180	A	UMKC		1	3						
						285	A	Grand Canyon		3	0	137	H	UTRGV		3	1						
						160	H	Seattle		3	2	78	H	New Mexico St.		0	3						
						155	H	Utah Valley		2	3	285	H	Grand Canyon		3	0						

Non-Div. I Games:

CSU Bakersfield

[illegible]

Non-Div. I Games:

Fairfield

Average RPI Win: 225		WON-LOST	WINNING	LAST 10	STRENGTH OF		OPP. STRENGTH	TEAM	ADJ	CONF.	ADJ CONF.
Average RPI Loss: 129		RECORD	PCT. RANK	GAMES	SCHEDULE		OF SCHEDULE	RPI	RPI	RPI	RPI
DIV. I ONLY		16- 8	.66667	78	259		174	159	.51276	159	26
DIV. I NON-CONF.		5- 7	.41667	212	193		72	206	.477	206	26
TOTALS		RPI 1-25	RPI 26-50		W-L RECORDS		RPI 51-100		RPI 101-150		RPI 150+
16- 8	0- 0	0- 1		OVERALL		1- 3		2- 2		13- 2	
5- 0	0- 0	0- 0		HOME		0- 0		1- 0		4- 0	
8- 4	0- 0	0- 1		AWAY		1- 1		1- 1		6- 1	
3- 4	0- 0	0- 0		NEUTRAL		0- 2		0- 1		3- 1	
5- 7	0- 0	0- 1		NON-CONFERENCE		1- 3		0- 2		4- 1	
0- 0	0- 0	0- 0		HOME		0- 0		0- 0		0- 0	
2- 3	0- 0	0- 1		AWAY		1- 1		0- 1		1- 0	
3- 4	0- 0	0- 0		NEUTRAL		0- 2		0- 1		3- 1	
11- 1	0- 0	0- 0		CONFERENCE		0- 0		2- 0		9- 1	
5- 0	0- 0	0- 0		HOME		0- 0		1- 0		4- 0	
6- 1	0- 0	0- 0		AWAY		0- 0		1- 0		5- 1	
0- 0	0- 0	0- 0		NEUTRAL		0- 0		0- 0		0- 0	
RPI S	Opponent	Score		RPI S	Opponent	Score		RPI S	Opponent	Score	
				26 A	Oregon	0	3	52 N	Illinois	0	3
								62 A	Southern Ill.	0	3
								80 N	San Diego St.	1	3
								99 A	Saint Louis	3	2
								117 A	SIUE	3	2
								124 A	Butler	1	3
								145 H	Austin Peay	3	0
								147 N	UC Davis	1	3
								190 A	Belmont	3	2
								192 N	Wright St.	3	0
								201 A	Tennessee St.	3	0
								209 N	Ball St.	3	2
								221 N	Youngstown St.	3	2
								239 A	Fort Wayne	3	1
								260 A	Morehead St.	0	3
								262 A	UT Martin	3	0
								262 H	UT Martin	3	0
								273 H	Tennessee Tech	3	0
								283 N	Omaha	2	3
								290 H	Jacksonville St.	3	0
								298 A	Southeast Mo. St.	3	0
								298 H	Southeast Mo. St.	3	0
								301 A	Eastern Ill.	3	0
LAST 10 GAMES											
				262 A	UT Martin	3	0	273 H	Tennessee Tech	3	0
				298 A	Southeast Mo. St.	3	0	301 A	Eastern Ill.	3	0
				190 A	Belmont	3	2	117 A	SIUE	3	2
				201 A	Tennessee St.	3	0	260 A	Morehead St.	0	3
				290 H	Jacksonville St.	3	0	145 H	Austin Peay	3	0

Non-Div. I Games:

Murray St.

Average RPI Win: 187		WON-LOST RECORD		WINNING PCT. RANK		LAST 10 GAMES		STRENGTH OF SCHEDULE		OPP. STRENGTH OF SCHEDULE		TEAM RPI		ADJ RPI		CONF. RPI		ADJ CONF. RPI	
DIV. I ONLY		12- 12		.5 173		5- 5		148		103		160		.51204 160		20		19	
DIV. I NON-CONF.		7- 6		.53846 156		0- 0		105		22		104		.54639 104		15		15	
TOTALS		RPI 1-25		RPI 26-50		W-L RECORDS		RPI 51-100		RPI 101-150		RPI 150+							
12- 12		0- 1		0- 1		OVERALL		1- 4		4- 3		7- 3							
5- 3		0- 1		0- 1		HOME		1- 1		1- 0		3- 0							
3- 7		0- 0		0- 0		AWAY		0- 2		0- 2		3- 3							
4- 2		0- 0		0- 0		NEUTRAL		0- 1		3- 1		1- 0							
7- 6		0- 1		0- 1		NON-CONFERENCE		1- 2		3- 2		3- 0							
2- 2		0- 1		0- 1		HOME		1- 0		0- 0		1- 0							
1- 2		0- 0		0- 0		AWAY		0- 1		0- 1		1- 0							
4- 2		0- 0		0- 0		NEUTRAL		0- 1		3- 1		1- 0							
5- 6		0- 0		0- 0		CONFERENCE		0- 2		1- 1		4- 3							
3- 1		0- 0		0- 0		HOME		0- 1		1- 0		2- 0							
2- 5		0- 0		0- 0		AWAY		0- 1		0- 1		2- 3							
0- 0		0- 0		0- 0		NEUTRAL		0- 0		0- 0		0- 0							
RPI S	Opponent		Score		RPI S	Opponent		Score		RPI S	Opponent		Score		RPI S	Opponent		Score	
10 H	Washington		0 3		26 H	Oregon		1 3		56 H	Villanova		3 1		113 A	Oregon St.		0 3	
										58 A	UCF		0 3		116 N	Portland		3 1	
										78 A	New Mexico St.		2 3		128 N	LSU		1 3	
										78 H	New Mexico St.		0 3		137 A	UTRGV		1 3	
										79 N	Princeton		1 3		137 H	UTRGV		3 2	
															143 N	Utah St.		3 0	
															150 N	Seton Hall		3 0	
															155 A	Utah Valley		1 3	
															157 A	CSU Bakersfield		2 3	
															170 N	Fla. Atlantic		3 2	
															180 A	UMKC		1 3	
															180 H	UMKC		3 0	
															185 A	Rutgers		3 0	
															199 H	Idaho		3 2	
															285 A	Grand Canyon		3 2	
															310 A	Chicago St.		3 2	
															310 H	Chicago St.		3 0	
LAST 10 GAMES																			
180 A UMKC					1 3					285 A Grand Canyon					3 2				
310 A Chicago St.					3 2					155 A Utah Valley					1 3				
78 H New Mexico St.					0 3					310 H Chicago St.					3 0				
137 H UTRGV					3 2					180 H UMKC					3 0				
157 A CSU Bakersfield					2 3					137 A UTRGV					1 3				

Non-Div. I Games:

Seattle

Average RPI Win:		235	WON-LOST RECORD		WINNING PCT. RANK		LAST 10 GAMES		STRENGTH OF SCHEDULE		OPP. STRENGTH OF SCHEDULE		TEAM RPI		ADJ RPI		CONF. RPI		ADJ CONF. RPI			
Average RPI Loss:		100																				
DIV. I ONLY			15- 10		.6 122		7- 3		203		198		161		.51116 161		21		21			
DIV. I NON-CONF.			7- 6		.53846 156		0- 0		254		138		196		.47932 196		22		22			
TOTALS		RPI 1-25		RPI 26-50		W-L RECORDS		RPI 51-100		RPI 101-150		RPI 150+										
15- 10		0- 2		0- 2		OVERALL		2- 0		1- 3		12- 3										
11- 2		0- 0		0- 0		HOME		1- 0		1- 1		9- 1										
3- 5		0- 1		0- 1		AWAY		0- 0		0- 2		3- 1										
1- 3		0- 1		0- 1		NEUTRAL		1- 0		0- 0		0- 1										
7- 6		0- 2		0- 2		NON-CONFERENCE		2- 0		0- 0		5- 2										
6- 1		0- 0		0- 0		HOME		1- 0		0- 0		5- 1										
0- 2		0- 1		0- 1		AWAY		0- 0		0- 0		0- 0										
1- 3		0- 1		0- 1		NEUTRAL		1- 0		0- 0		0- 1										
8- 4		0- 0		0- 0		CONFERENCE		0- 0		1- 3		7- 1										
5- 1		0- 0		0- 0		HOME		0- 0		1- 1		4- 0										
3- 3		0- 0		0- 0		AWAY		0- 0		0- 2		3- 1										
0- 0		0- 0		0- 0		NEUTRAL		0- 0		0- 0		0- 0										
RPI	S	Opponent		Score		RPI	S	Opponent		Score		RPI	S	Opponent		Score						
16	N	Kansas		1	3	33	A	Dayton		0	3	82	N	Xavier		3	1	121	A	ETSU	0	3
20	A	Creighton		0	3	39	N	TCU		0	3	96	H	Ole Miss		3	2	121	H	ETSU	3	1
																		135	A	Samford	0	3
																		135	H	Samford	0	3
																		151	N	Northwestern	0	3
																		153	A	UNCG	2	3
																		200	A	Mercer	3	0
																		200	H	Mercer	3	0
																		201	H	Tennessee St.	1	3
																		207	A	Furman	3	0
																		224	H	Wofford	3	0
																		263	H	Western Caro.	3	1
																		278	H	Cal St. Fullerton	3	0
																		294	A	The Citadel	3	2
																		294	H	The Citadel	3	2
																		297	H	Appalachian St.	3	2
																		303	H	Presbyterian	3	0
333	H	South Carolina St.	3	0																		
334	H	Mississippi Val.	3	0																		
						LAST 10 GAMES																
						294 A The Citadel						3	2	153 A UNCG						2	3	
						207 A Furman						3	0	121 A ETSU						0	3	
						200 H Mercer						3	0	263 H Western Caro.						3	1	
						294 H The Citadel						3	2	224 H Wofford						3	0	
						135 H Samford						0	3	200 A Mercer						3	0	

Non-Div. I Games:

Chattanooga

Average RPI Win:	221	WON-LOST	WINNING	LAST 10	STRENGTH OF	OPP. STRENGTH	TEAM	ADJ	CONF.	ADJ CONF.	
Average RPI Loss:	103	RECORD	PCT. RANK	GAMES	SCHEDULE	OF SCHEDULE	RPI	RPI	RPI	RPI	
DIV. I ONLY	12- 12	.5	173	6- 4	131	160	162	.51091	162	28	28
DIV. I NON-CONF.	6- 7	.46154	189	0- 0	73	82	117	.5371	118	25	25
<hr/>											
TOTALS	RPI 1-25	RPI 26-50		W-L RECORDS	RPI 51-100		RPI 101-150		RPI 150+		
12- 12	0- 1	0- 3		OVERALL	2- 3		2- 2		8- 3		
4- 1	0- 0	0- 0		HOME	0- 1		0- 0		4- 0		
4- 7	0- 0	0- 1		AWAY	1- 2		1- 1		2- 3		
4- 4	0- 1	0- 2		NEUTRAL	1- 0		1- 1		2- 0		
<hr/>											
6- 7	0- 1	0- 3		NON-CONFERENCE	2- 1		2- 1		2- 1		
0- 0	0- 0	0- 0		HOME	0- 0		0- 0		0- 0		
2- 3	0- 0	0- 1		AWAY	1- 1		1- 0		0- 1		
4- 4	0- 1	0- 2		NEUTRAL	1- 0		1- 1		2- 0		
<hr/>											
6- 5	0- 0	0- 0		CONFERENCE	0- 2		0- 1		6- 2		
4- 1	0- 0	0- 0		HOME	0- 1		0- 0		4- 0		
2- 4	0- 0	0- 0		AWAY	0- 1		0- 1		2- 2		
0- 0	0- 0	0- 0		NEUTRAL	0- 0		0- 0		0- 0		
<hr/>											
RPI S	Opponent	Score		RPI S	Opponent	Score		RPI S	Opponent	Score	
13 N	North Carolina	0	3	27 N	Southern California	0	3	65 A	A&M-Corpus Christi	2	3
				39 A	TCU	0	3	65 H	A&M-Corpus Christi	0	3
				45 N	SMU	0	3	72 A	Texas St.	1	3
								85 A	Rice	3	2
								100 N	Oakland	3	2

Non-Div. I Games:

Sam Houston St.

Average RPI Win:		173	WON-LOST RECORD		WINNING PCT. RANK		LAST 10 GAMES		STRENGTH OF SCHEDULE		OPP. STRENGTH OF SCHEDULE		TEAM RPI		ADJ RPI		CONF. RPI		ADJ CONF. RPI				
Average RPI Loss:		79																					
DIV. I ONLY			10- 14		.41667 217		5- 5		116		62		170		.51077 163		11		12				
DIV. I NON-CONF.			5- 9		.35714 236		0- 0		47		21		120		.53862 116		9		9				
TOTALS		RPI 1-25		RPI 26-50		W-L RECORDS		RPI 51-100		RPI 101-150		RPI 150+											
10- 14		0- 2		1- 3		OVERALL		3- 2		0- 7		6- 0											
3- 3		0- 0		0- 0		HOME		1- 0		0- 3		2- 0											
6- 5		0- 1		1- 1		AWAY		2- 1		0- 2		3- 0											
1- 6		0- 1		0- 2		NEUTRAL		0- 1		0- 2		1- 0											
5- 9		0- 2		1- 2		NON-CONFERENCE		2- 1		0- 4		2- 0											
1- 1		0- 0		0- 0		HOME		1- 0		0- 1		0- 0											
3- 2		0- 1		1- 0		AWAY		1- 0		0- 1		1- 0											
1- 6		0- 1		0- 2		NEUTRAL		0- 1		0- 2		1- 0											
5- 5		0- 0		0- 1		CONFERENCE		1- 1		0- 3		4- 0											
2- 2		0- 0		0- 0		HOME		0- 0		0- 2		2- 0											
3- 3		0- 0		0- 1		AWAY		1- 1		0- 1		2- 0											
0- 0		0- 0		0- 0		NEUTRAL		0- 0		0- 0		0- 0											
RPI	S	Opponent		Score		RPI	S	Opponent		Score		RPI	S	Opponent		Score							
5	A	San Diego		1	3	27	A	Southern California		3	0	53	N	Colorado		0	3	109	N	Santa Clara	0	3	
8	N	UCLA		0	3	28	N	Washington St.		1	3	55	A	Long Beach St.		3	2	110	N	Northern Ariz.	2	3	
						31	N	Marquette		2	3	63	A	Cal Poly		0	3	119	H	California	1	3	
						40	A	Hawaii		1	3	69	H	Northeastern		3	1	122	A	Fresno St.	1	3	
												80	A	San Diego St.		3	2	136	A	CSUN	2	3	
																		136	H	CSUN	2	3	
																		147	H	UC Davis	1	3	
																		157	A	CSU Bakersfield	3	1	
																		261	N	San Francisco	3	0	
																		264	A	UC Riverside	3	1	
																		264	H	UC Riverside	3	0	
																		278	A	Cal St. Fullerton	3	0	
																		278	H	Cal St. Fullerton	3	0	
LAST 10 GAMES																							
						136	A	CSUN		2	3	264	A	UC Riverside		3	1						
						55	A	Long Beach St.		3	2	63	A	Cal Poly		0	3						
						264	H	UC Riverside		3	0	147	H	UC Davis		1	3						
						278	H	Cal St. Fullerton		3	0	278	A	Cal St. Fullerton		3	0						
						40	A	Hawaii		1	3	136	H	CSUN		2	3						

Non-Div. I Games:

UC Irvine

Average RPI Win:	241	WON-LOST	WINNING	LAST 10	STRENGTH OF	OPP. STRENGTH	TEAM	ADJ	CONF.	ADJ CONF.	
Average RPI Loss:	114	RECORD	PCT. RANK	GAMES	SCHEDULE	OF SCHEDULE	RPI	RPI	RPI	RPI	
DIV. I ONLY	17- 11	.60714	120	7- 3	208	209	163	.51053	164	18	18
DIV. I NON-CONF.	10- 7	.58824	126	1- 0	198	207	160	.50597	159	20	20
<hr/>											
TOTALS	RPI 1-25	RPI 26-50		W-L RECORDS		RPI 51-100		RPI 101-150		RPI 150+	
17- 11	0- 0	0- 1		OVERALL		0- 5		2- 3		15- 2	
9- 3	0- 0	0- 1		HOME		0- 1		1- 1		8- 0	
5- 5	0- 0	0- 0		AWAY		0- 3		0- 1		5- 1	
3- 3	0- 0	0- 0		NEUTRAL		0- 1		1- 1		2- 1	
<hr/>											
10- 7	0- 0	0- 0		NON-CONFERENCE		0- 4		2- 2		8- 1	
5- 0	0- 0	0- 0		HOME		0- 0		1- 0		4- 0	
2- 4	0- 0	0- 0		AWAY		0- 3		0- 1		2- 0	
3- 3	0- 0	0- 0		NEUTRAL		0- 1		1- 1		2- 1	
<hr/>											
7- 4	0- 0	0- 1		CONFERENCE		0- 1		0- 1		7- 1	
4- 3	0- 0	0- 1		HOME		0- 1		0- 1		4- 0	
3- 1	0- 0	0- 0		AWAY		0- 0		0- 0		3- 1	
0- 0	0- 0	0- 0		NEUTRAL		0- 0		0- 0		0- 0	
<hr/>											
RPI S	Opponent	Score	RPI S	Opponent	Score	RPI S	Opponent	Score	RPI S	Opponent	Score
			33 H Dayton	1 3	66 A FGCU	0 3	104 A Bowling Green	0 3			
					76 A Col. of Charleston	1 3	125 N Delaware	3 1			
					97 A Towson	1 3	133 H Rhode Island	2 3			
					99 H Saint Louis	1 3	140 H High Point	3 1			
					100 N Oakland	0 3	142 N Louisville	0 3			
							168 H Liberty	3 1			
							179 A Duquesne	1 3			
							210 A UMES	3 1			
							212 A William & Mary	3 2			
							218 A George Washington	3 1			
							218 H George Washington	3 0			
							225 N Eastern Mich.	1 3			
							230 H Davidson	3 1			
							265 A La Salle	3 0			
							268 H Fordham	3 0			
							269 H Middle Tenn.	3 0			
							272 A George Mason	3 1			
							272 H George Mason	3 0			
							281 N Charleston So.	3 0			
							311 H Morgan St.	3 0			
							320 H Norfolk St.	3 0			
							323 N New Orleans	3 1			
<hr/>											
LAST 10 GAMES											
	133 H Rhode Island	2 3		99 H Saint Louis	1 3						
	268 H Fordham	3 0		33 H Dayton	1 3						
	320 H Norfolk St.	3 0		218 H George Washington	3 0						
	272 A George Mason	3 1		272 H George Mason	3 0						
	218 A George Washington	3 1		265 A La Salle	3 0						

Non-Div. I Games:

VCU

Average RPI Win: 189		WON-LOST	WINNING	LAST 10	STRENGTH OF		OPP. STRENGTH	TEAM	ADJ	CONF.	ADJ CONF.			
Average RPI Loss: 59		RECORD	PCT. RANK	GAMES	SCHEDULE		OF SCHEDULE	RPI	RPI	RPI	RPI			
DIV. I ONLY		10- 13	.43478	205	4- 6		124	55	164	.51041	165	5	5	
DIV. I NON-CONF.		5- 6	.45455	197	0- 0		131	76	154	.50803	154	4	4	
<hr/>														
TOTALS		RPI 1-25	RPI 26-50		W-L RECORDS		RPI 51-100		RPI 101-150		RPI 150+			
10- 13		0- 3	0- 1		OVERALL		2- 6		2- 3		6- 0			
6- 5		0- 1	0- 0		HOME		2- 1		1- 3		3- 0			
2- 7		0- 2	0- 1		AWAY		0- 4		1- 0		1- 0			
2- 1		0- 0	0- 0		NEUTRAL		0- 1		0- 0		2- 0			
5- 6		0- 1	0- 1		NON-CONFERENCE		0- 2		1- 2		4- 0			
2- 3		0- 1	0- 0		HOME		0- 0		0- 2		2- 0			
1- 2		0- 0	0- 1		AWAY		0- 1		1- 0		0- 0			
2- 1		0- 0	0- 0		NEUTRAL		0- 1		0- 0		2- 0			
5- 7		0- 2	0- 0		CONFERENCE		2- 4		1- 1		2- 0			
4- 2		0- 0	0- 0		HOME		2- 1		1- 1		1- 0			
1- 5		0- 2	0- 0		AWAY		0- 3		0- 0		1- 0			
0- 0		0- 0	0- 0		NEUTRAL		0- 0		0- 0		0- 0			
RPI	S	Opponent	Score		RPI	S	Opponent	Score		RPI	S	Opponent	Score	
5	A	San Diego	0	3	26	A	Oregon	0	3	52	N	Illinois	0	3
6	A	BYU	0	3						57	A	Colorado St.	0	3
9	H	Stanford	0	3						60	A	Pacific	0	3
										61	A	Loyola Marymount	0	3
										61	H	Loyola Marymount	1	3
										81	H	Gonzaga	3	1
										98	A	Pepperdine	0	3
										98	H	Pepperdine	3	1
	</													

Non-Div. I Games:

St. Mary's (CA)

Howard

Howard

Howard

G
e
o
r
g
i
a

Georgia

Average RPI Win: 259		WON-LOST RECORD		WINNING PCT. RANK		LAST 10 GAMES		STRENGTH OF SCHEDULE		OPP. STRENGTH OF SCHEDULE		TEAM RPI		ADJ RPI		CONF. RPI		ADJ CONF. RPI	
DIV. I ONLY		14- 10		.58333 126		9- 1		179		246		167		.50926 168		24		24	
DIV. I NON-CONF.		5- 7		.41667 212		0- 0		208		180		221		.46317 219		27		27	
TOTALS		RPI 1-25		RPI 26-50		W-L RECORDS		RPI 51-100		RPI 101-150		RPI 150+							
14- 10		0- 1		0- 1		OVERALL		0- 0		0- 5		14- 3							
6- 2		0- 0		0- 0		HOME		0- 0		0- 2		6- 0							
5- 5		0- 0		0- 0		AWAY		0- 0		0- 3		5- 2							
3- 3		0- 1		0- 1		NEUTRAL		0- 0		0- 0		3- 1							
5- 7		0- 1		0- 1		NON-CONFERENCE		0- 0		0- 2		5- 3							
2- 1		0- 0		0- 0		HOME		0- 0		0- 1		2- 0							
0- 3		0- 0		0- 0		AWAY		0- 0		0- 1		0- 2							
3- 3		0- 1		0- 1		NEUTRAL		0- 0		0- 0		3- 1							
9- 3		0- 0		0- 0		CONFERENCE		0- 0		0- 3		9- 0							
4- 1		0- 0		0- 0		HOME		0- 0		0- 1		4- 0							
5- 2		0- 0		0- 0		AWAY		0- 0		0- 2		5- 0							
0- 0		0- 0		0- 0		NEUTRAL		0- 0		0- 0		0- 0							
RPI S	Opponent	Score		RPI S	Opponent	Score		RPI S	Opponent	Score		RPI S	Opponent	Score					
18 N	Missouri	0 3		30 N	Pittsburgh	0 3				111 A	Kennesaw St.	1 3							
										118 A	Radford	2 3							
										118 H	Radford	1 3							
										121 H	ETSU	0 3							
										140 A	High Point	1 3							
										164 A	VCU	1 3							
										195 H	Campbell	3 0							
										207 N	Furman	3 1							
										230 A	Davidson	1 3							
										235 H	USC Upstate	3 0							
										235 N	USC Upstate	2 3							
										236 A	Winthrop	3 1							
										236 H	Winthrop	3 2							
										250 A	UNC Asheville	3 2							
										250 H	UNC Asheville	3 0							
										269 N	Middle Tenn.	3 0							
										279 A	Gardner-Webb	3 2							
										279 H	Gardner-Webb	3 0							
										281 A	Charleston So.	3 2							
										299 H	Hampton	3 0							
										303 A	Presbyterian	3 2							
										311 N	Morgan St.	3 0							
				LAST 10 GAMES															
				250 H	UNC Asheville	3 0		303 A	Presbyterian	3 2									
				118 H	Radford	1 3		195 H	Campbell	3 0									
				279 A	Gardner-Webb	3 2		236 H	Winthrop	3 2									
				236 A	Winthrop	3 1		279 H	Gardner-Webb	3 0									
				281 A	Charleston So.	3 2		250 A	UNC Asheville	3 2									

Non-Div. I Games:

Liberty

Average RPI Win: 249		WON-LOST RECORD		WINNING PCT. RANK		LAST 10 GAMES		STRENGTH OF SCHEDULE		OPP. STRENGTH OF SCHEDULE		TEAM RPI		ADJ RPI		CONF. RPI		ADJ CONF. RPI	
DIV. I ONLY		11- 15		.42308 211		6- 4		96		163		171		.50825 169		25		25	
DIV. I NON-CONF.		4- 11		.26667 275		0- 0		20		73		133		.52849 129		23		23	
TOTALS		RPI 1-25		RPI 26-50		W-L RECORDS		RPI 51-100		RPI 101-150		RPI 150+							
11- 15		0- 1		0- 7		OVERALL		1- 3		0- 2		10- 2							
6- 4		0- 0		0- 1		HOME		0- 1		0- 1		6- 1							
3- 6		0- 0		0- 3		AWAY		0- 1		0- 1		3- 1							
2- 5		0- 1		0- 3		NEUTRAL		1- 1		0- 0		1- 0							
4- 11		0- 1		0- 7		NON-CONFERENCE		1- 2		0- 0		3- 1							
1- 3		0- 0		0- 1		HOME		0- 1		0- 0		1- 1							
1- 3		0- 0		0- 3		AWAY		0- 0		0- 0		1- 0							
2- 5		0- 1		0- 3		NEUTRAL		1- 1		0- 0		1- 0							
7- 4		0- 0		0- 0		CONFERENCE		0- 1		0- 2		7- 1							
5- 1		0- 0		0- 0		HOME		0- 0		0- 1		5- 0							
2- 3		0- 0		0- 0		AWAY		0- 1		0- 1		2- 1							
0- 0		0- 0		0- 0		NEUTRAL		0- 0		0- 0		0- 0							
RPI S	Opponent		Score		RPI S	Opponent		Score		RPI S	Opponent		Score		RPI S	Opponent		Score	
25 N	Ohio St.		0 3		31 N	Marquette		0 3		62 H	Southern Ill.		1 3		134 A	Denver		2 3	
					33 H	Dayton		0 3		68 N	Arkansas St.		0 3		134 H	Denver		1 3	
					35 A	Wichita St.		0 3		89 N	Green Bay		3 2		179 H	Duquesne		1 3	
					38 N	Cleveland St.		1 3		92 A	South Dakota		0 3		209 A	Ball St.		3 1	
					42 N	Cincinnati		0 3							219 H	Central Mich.		3 0	
					46 A	Missouri St.		1 3							233 H	Oral Roberts		3 1	
					50 A	Indiana		0 3							234 A	North Dakota St.		0 3	
															239 H	Fort Wayne		3 2	
															283 A	Omaha		3 0	
															283 H	Omaha		3 0	
															287 N	McNeese		3 0	
															296 A	South Dakota St.		3 0	
															296 H	South Dakota St.		3 0	
															304 H	Western Ill.		3 0	
LAST 10 GAMES																			
134 A Denver					2 3					283 A Omaha					3 0				
296 H South Dakota St.					3 0					92 A South Dakota					0 3				
283 H Omaha					3 0					134 H Denver					1 3				
239 H Fort Wayne					3 2					304 H Western Ill.					3 0				
233 H Oral Roberts					3 1					234 A North Dakota St.					0 3				

Non-Div. I Games:

IUPUI

Average RPI Win:	227	WON-LOST RECORD	WINNING PCT. RANK	LAST 10 GAMES	STRENGTH OF SCHEDULE	OPP. STRENGTH OF SCHEDULE	TEAM RPI	ADJ RPI	CONF. RPI	ADJ CONF. RPI		
DIV. I ONLY		13- 11	.54167	153	8- 2	178	149	168	.50796	170	14	14
DIV. I NON-CONF.		5- 9	.35714	236	0- 0	201	139	227	.45376	227	16	16
<hr/>												
TOTALS	RPI 1-25	RPI 26-50		W-L RECORDS		RPI 51-100		RPI 101-150		RPI 150+		
13- 11	0- 1	0- 0		OVERALL		1- 4		1- 4		11- 2		
7- 6	0- 0	0- 0		HOME		1- 2		1- 3		5- 1		
3- 3	0- 1	0- 0		AWAY		0- 2		0- 0		3- 0		
3- 2	0- 0	0- 0		NEUTRAL		0- 0		0- 1		3- 1		
5- 9	0- 0	0- 0		NON-CONFERENCE		0- 3		0- 4		5- 2		
2- 6	0- 0	0- 0		HOME		0- 2		0- 3		2- 1		
0- 1	0- 0	0- 0		AWAY		0- 1		0- 0		0- 0		
3- 2	0- 0	0- 0		NEUTRAL		0- 0		0- 1		3- 1		
8- 2	0- 1	0- 0		CONFERENCE		1- 1		1- 0		6- 0		
5- 0	0- 0	0- 0		HOME		1- 0		1- 0		3- 0		
3- 2	0- 1	0- 0		AWAY		0- 1		0- 0		3- 0		
0- 0	0- 0	0- 0		NEUTRAL		0- 0		0- 0		0- 0		
RPI	S	Opponent	Score	RPI	S	Opponent	Score	RPI	S	Opponent	Score	
19	A	Western Ky.	1 3					58	A	UCF	1 3	
								66	H	FGCU	2 3	
								69	H	Northeastern	1 3	
								85	H	Rice	3 2	
								94	A	Marshall	1 3	

Non-Div. I Games:

Fla. Atlantic

Average RPI Win: 248		WON-LOST RECORD		WINNING PCT. RANK		LAST 10 GAMES		STRENGTH OF SCHEDULE		OPP. STRENGTH OF SCHEDULE		TEAM RPI		ADJ RPI		CONF. RPI		ADJ CONF. RPI	
DIV. I ONLY		14- 8		.63636 96		4- 6		241		218		169		.50481 171		6		6	
DIV. I NON-CONF.		10- 0		1 1		0- 0		333		333		185		.48442 188		10		10	
TOTALS		RPI 1-25		RPI 26-50		W-L RECORDS		RPI 51-100		RPI 101-150		RPI 150+							
14- 8		0- 0		0- 3		OVERALL		1- 5		1- 0		12- 0							
2- 4		0- 0		0- 2		HOME		1- 2		0- 0		1- 0							
7- 4		0- 0		0- 1		AWAY		0- 3		1- 0		6- 0							
5- 0		0- 0		0- 0		NEUTRAL		0- 0		0- 0		5- 0							
10- 0		0- 0		0- 0		NON-CONFERENCE		0- 0		0- 0		10- 0							
0- 0		0- 0		0- 0		HOME		0- 0		0- 0		0- 0							
5- 0		0- 0		0- 0		AWAY		0- 0		0- 0		5- 0							
5- 0		0- 0		0- 0		NEUTRAL		0- 0		0- 0		5- 0							
4- 8		0- 0		0- 3		CONFERENCE		1- 5		1- 0		2- 0							
2- 4		0- 0		0- 2		HOME		1- 2		0- 0		1- 0							
2- 4		0- 0		0- 1		AWAY		0- 3		1- 0		1- 0							
0- 0		0- 0		0- 0		NEUTRAL		0- 0		0- 0		0- 0							
RPI	S	Opponent		Score	RPI	S	Opponent		Score	RPI	S	Opponent		Score					
					42	H	Cincinnati		0 3	58	A	UCF		0 3					
					45	A	SMU		1 3	58	H	UCF		1 3					
					49	H	Temple		1 3	74	A	Tulsa		1 3					
										87	A	South Fla.		1 3					
										87	H	South Fla.		0 3					
										93	H	UConn		3 2					
										105	A	Tulane		3 1					
										184	N	Navy		3 1					
										191	H	Memphis		3 2					
										195	A	Campbell		3 2					
										211	A	Houston		3 0					
										242	A	Georgia St.		3 1					
										300	A	N.C. A&T		3 0					
										308	A	Bucknell		3 1					
										319	N	Canisius		3 0					
										329	N	Fairleigh Dickinson		3 0					
										330	A	Savannah St.		3 0					
										333	N	South Carolina St.		3 0					
										333	N	South Carolina St.		3 0					
LAST 10 GAMES																			
					58	A	UCF		0 3	105	A	Tulane		3 1					
					87	A	South Fla.		1 3	191	H	Memphis		3 2					
					93	H	UConn		3 2	42	H	Cincinnati		0 3					
					49	H	Temple		1 3	87	H	South Fla.		0 3					
					211	A	Houston		3 0	58	H	UCF		1 3					

Non-Div. I Games:

East Carolina

Average RPI Win: 243		WON-LOST	WINNING	LAST 10	STRENGTH OF		OPP. STRENGTH	TEAM	ADJ	CONF.	ADJ CONF.
Average RPI Loss: 141		RECORD	PCT. RANK	GAMES	SCHEDULE		OF SCHEDULE	RPI	RPI	RPI	RPI
DIV. I ONLY		14- 9	.6087	113	227		220	172	.50363	172	27
DIV. I NON-CONF.		4- 7	.36364	233	251		114	240	.44093	240	28
TOTALS		RPI 1-25	RPI 26-50		W-L RECORDS		RPI 51-100		RPI 101-150		RPI 150+
14- 9	0- 1	0- 0		OVERALL		0- 2		0- 2		14- 4	
5- 1	0- 0	0- 0		HOME		0- 1		0- 0		5- 0	
7- 5	0- 1	0- 0		AWAY		0- 0		0- 1		7- 3	
2- 3	0- 0	0- 0		NEUTRAL		0- 1		0- 1		2- 1	
4- 7	0- 1	0- 0		NON-CONFERENCE		0- 2		0- 1		4- 3	
0- 1	0- 0	0- 0		HOME		0- 1		0- 0		0- 0	
2- 3	0- 1	0- 0		AWAY		0- 0		0- 0		2- 2	
2- 3	0- 0	0- 0		NEUTRAL		0- 1		0- 1		2- 1	
10- 2	0- 0	0- 0		CONFERENCE		0- 0		0- 1		10- 1	
5- 0	0- 0	0- 0		HOME		0- 0		0- 0		5- 0	
5- 2	0- 0	0- 0		AWAY		0- 0		0- 1		5- 1	
0- 0	0- 0	0- 0		NEUTRAL		0- 0		0- 0		0- 0	
RPI S	Opponent	Score		RPI S	Opponent	Score		RPI S	Opponent	Score	
11 A	Michigan	1	3					70 N	James Madison	0	3
								93 H	UConn	1	3
								106 A	American	0	3
								112 N	Auburn	1	3
								154 A	Army West Point	1	3
								154 H	Army West Point	3	0
								184 A	Navy	3	2
								184 H	Navy	3	1
								197 A	Syracuse	3	1
								205 A	Cornell	1	3
								206 N	Marist	3	0
								225 A	Eastern Mich.	3	0
								240 A	Lehigh	3	0
								240 H	Lehigh	3	0
								241 N	Air Force	2	3
								270 A	Holy Cross	3	0
								270 H	Holy Cross	3	0
								278 A	Cal St. Fullerton	2	3
								294 N	The Citadel	3	1
								307 A	Loyola Maryland	3	0
								308 A	Bucknell	3	2
								321 H	Lafayette	3	0
				LAST 10 GAMES							
				240 A	Lehigh	3	0	308 A	Bucknell	3	2
				184 A	Navy	3	2	307 A	Loyola Maryland	3	0
				270 H	Holy Cross	3	0	106 A	American	0	3
				154 H	Army West Point	3	0	240 H	Lehigh	3	0
				321 H	Lafayette	3	0	184 H	Navy	3	1

Non-Div. I Games:

Colgate

Average RPI Win:	203	WON-LOST	WINNING	LAST 10	STRENGTH OF	OPP. STRENGTH	TEAM	ADJ	CONF.	ADJ CONF.	
Average RPI Loss:	75	RECORD	PCT. RANK	GAMES	SCHEDULE	OF SCHEDULE	RPI	RPI	RPI	RPI	
DIV. I ONLY	8- 15	.34783	245	2- 8	72	84	173	.50339	173	10	9
DIV. I NON-CONF.	5- 6	.45455	197	0- 0	95	120	140	.52249	136	6	6
<hr/>											
TOTALS	RPI 1-25	RPI 26-50		W-L RECORDS	RPI 51-100		RPI 101-150		RPI 150+		
8- 15	0- 2	1- 4		OVERALL	0- 6		1- 2		6- 1		
6- 7	0- 1	0- 3		HOME	0- 1		1- 2		5- 0		
1- 4	0- 1	0- 0		AWAY	0- 3		0- 0		1- 0		
1- 4	0- 0	1- 1		NEUTRAL	0- 2		0- 0		0- 1		
<hr/>											
5- 6	0- 0	1- 1		NON-CONFERENCE	0- 3		1- 1		3- 1		
4- 1	0- 0	0- 0		HOME	0- 0		1- 1		3- 0		
0- 1	0- 0	0- 0		AWAY	0- 1		0- 0		0- 0		
1- 4	0- 0	1- 1		NEUTRAL	0- 2		0- 0		0- 1		
<hr/>											
3- 9	0- 2	0- 3		CONFERENCE	0- 3		0- 1		3- 0		
2- 6	0- 1	0- 3		HOME	0- 1		0- 1		2- 0		
1- 3	0- 1	0- 0		AWAY	0- 2		0- 0		1- 0		
0- 0	0- 0	0- 0		NEUTRAL	0- 0		0- 0		0- 0		
<hr/>											
RPI S	Opponent	Score	RPI S	Opponent	Score	RPI S	Opponent	Score	RPI S	Opponent	Score
13 H	North Carolina	1 <div>3</div>	29 N	Texas A&M	0 <div>3</div>	59 N	Alabama	2 <div>3</div>	118 H	Radford	3 1
23 A	Florida St.	2 <div>3</div>	30 H	Pittsburgh	1 <div>3</div>	75 A	Lipscomb	0 <div>3</div>	142 H	Louisville	1 <div>3</div>
			43 H	Notre Dame	0 <div>3</div>	84 A	Duke	1 <div>3</div>	146 H	Ohio	2 <div>3</div>
			48 H	Georgia Tech	1 <div>3</div>	90 A	Miami (FL)	0 <div>3</div>	151 N	Northwestern	0 <div>3</div>
			49 N	Temple	3 2	91 H	North Carolina St.	0 <div>3</div>	204 H	UMBC	3 0
						96 N	Ole Miss	2 <div>3</div>	222 H	Clemson	3 0
									223 A	Wake Forest	3 0
									225 H	Virginia	3 0
									284 H	Siena	3 0
									297 H	Appalachian St.	3 2
<hr/>											
			LAST 10 GAMES								
			91 H North Carolina St.			0 <div>3</div>	23 A Florida St.			2 <div>3</div>	
			13 H North Carolina			1 <div>3</div>	84 A Duke			1 <div>3</div>	
			43 H Notre Dame			0 <div>3</div>	223 A Wake Forest			3 0	
			142 H Louisville			1 <div>3</div>	225 H Virginia			3 0	
			90 A Miami (FL)			0 <div>3</div>	30 H Pittsburgh			1 <div>3</div>	

Non-Div. I Games:

Virginia Tech

Average RPI Win: 243		WON-LOST RECORD		WINNING PCT. RANK		LAST 10 GAMES		STRENGTH OF SCHEDULE		OPP. STRENGTH OF SCHEDULE		TEAM RPI		ADJ RPI		CONF. RPI		ADJ CONF. RPI	
Average RPI Loss: 132																			
DIV. I ONLY		15- 10		.6 122		8- 2		233		217		174		.50022 174		23		23	
DIV. I NON-CONF.		9- 8		.52941 166		2- 0		224		195		189		.48424 189		24		24	
TOTALS		RPI 1-25		RPI 26-50		W-L RECORDS		RPI 51-100		RPI 101-150		RPI 150+							
15- 10		0- 0		0- 2		OVERALL		0- 1		1- 3		14- 4							
5- 3		0- 0		0- 0		HOME		0- 1		1- 1		4- 1							
7- 5		0- 0		0- 1		AWAY		0- 0		0- 1		7- 3							
3- 2		0- 0		0- 1		NEUTRAL		0- 0		0- 1		3- 0							
9- 8		0- 0		0- 2		NON-CONFERENCE		0- 1		1- 2		8- 3							
3- 3		0- 0		0- 0		HOME		0- 1		1- 1		2- 1							
3- 3		0- 0		0- 1		AWAY		0- 0		0- 0		3- 2							
3- 2		0- 0		0- 1		NEUTRAL		0- 0		0- 1		3- 0							
6- 2		0- 0		0- 0		CONFERENCE		0- 0		0- 1		6- 1							
2- 0		0- 0		0- 0		HOME		0- 0		0- 0		2- 0							
4- 2		0- 0		0- 0		AWAY		0- 0		0- 1		4- 1							
0- 0		0- 0		0- 0		NEUTRAL		0- 0		0- 0		0- 0							
RPI S	Opponent	Score		RPI S	Opponent	Score		RPI S	Opponent	Score		RPI S	Opponent	Score					
				38 N	Cleveland St.	1	3	69 H	Northeastern	1	3	107 A	Albany (NY)	2	3				
				49 A	Temple	1	3					122 H	Fresno St.	0	3				
												125 N	Delaware	0	3				
												132 H	Idaho St.	3	1				
												175 H	Sacred Heart	1	3				
												184 A	Navy	1	3				
												185 N	Rutgers	3	1				
												204 A	UMBC	3	1				
												204 H	UMBC	3	0				
												208 A	Binghamton	1	3				
												210 A	UMES	3	1				
												216 H	Harvard	3	0				
												228 A	Boston College	3	2				
												244 A	Bryant	0	3				
												246 A	Stony Brook	3	1				
												246 H	Stony Brook	3	0				
												270 H	Holy Cross	3	0				
												274 A	UMass Lowell	3	1				
												284 N	Siena	3	2				
												292 A	Hartford	3	1				
												327 A	Delaware St.	3	0				
												328 N	Coppin St.	3	0				
				LAST 10 GAMES															
				204 A	UMBC	3	1	208 A	Binghamton	1	3								
				246 A	Stony Brook	3	1	274 A	UMass Lowell	3	1								
				210 A	UMES	3	1	292 A	Hartford	3	1								
				327 A	Delaware St.	3	0	246 H	Stony Brook	3	0								
				107 A	Albany (NY)	2	3	204 H	UMBC	3	0								

Non-Div. I Games:

New Hampshire

Average RPI Win: 258		WON-LOST	WINNING	LAST 10	STRENGTH OF		OPP. STRENGTH	TEAM	ADJ	CONF.	ADJ CONF.
Average RPI Loss: 154		RECORD	PCT. RANK	GAMES	SCHEDULE		OF SCHEDULE	RPI	RPI	RPI	RPI
DIV. I ONLY		17- 7	.70833	59	9- 1		293	259	175	.49883	175
DIV. I NON-CONF.		7- 6	.53846	156	1- 0		257	146	201	.47744	200
TOTALS		RPI 1-25	RPI 26-50		W-L RECORDS		RPI 51-100		RPI 101-150		RPI 150+
17- 7	0- 0	0- 0		OVERALL		0- 3		1- 0		16- 4	
6- 2	0- 0	0- 0		HOME		0- 0		0- 0		6- 2	
8- 2	0- 0	0- 0		AWAY		0- 1		0- 0		8- 1	
3- 3	0- 0	0- 0		NEUTRAL		0- 2		1- 0		2- 1	
7- 6	0- 0	0- 0		NON-CONFERENCE		0- 3		1- 0		6- 3	
2- 2	0- 0	0- 0		HOME		0- 0		0- 0		2- 2	
2- 1	0- 0	0- 0		AWAY		0- 1		0- 0		2- 0	
3- 3	0- 0	0- 0		NEUTRAL		0- 2		1- 0		2- 1	
10- 1	0- 0	0- 0		CONFERENCE		0- 0		0- 0		10- 1	
4- 0	0- 0	0- 0		HOME		0- 0		0- 0		4- 0	
6- 1	0- 0	0- 0		AWAY		0- 0		0- 0		6- 1	
0- 0	0- 0	0- 0		NEUTRAL		0- 0		0- 0		0- 0	
RPI S	Opponent	Score	RPI S	Opponent	Score	RPI S	Opponent	Score	RPI S	Opponent	Score
						56 N	Villanova	0 3	132 N	Idaho St.	3 1
						70 N	James Madison	1 3	152 H	Milwaukee	2 3
						95 A	Maryland	0 3	158 A	Fairfield	3 0
									174 A	New Hampshire	3 1
									225 N	Eastern Mich.	1 3
									231 A	LIU Brooklyn	3 1
									231 H	LIU Brooklyn	3 0
									237 H	Dartmouth	0 3
									243 A	Central Conn. St.	2 3
									244 A	Bryant	3 0
									246 H	Stony Brook	3 0
									255 A	Robert Morris	3 1
									255 H	Robert Morris	3 0
									270 N	Holy Cross	3 1
									272 H	George Mason	3 0
									312 A	St. Francis Brooklyn	3 1
									312 H	St. Francis Brooklyn	3 0
									316 A	Saint Francis (PA)	3 0
									316 H	Saint Francis (PA)	3 0
									327 N	Delaware St.	3 0
									329 A	Fairleigh Dickinson	3 1
LAST 10 GAMES											
						255 A	Robert Morris	3 1	243 A	Central Conn. St.	2 3
						316 A	Saint Francis (PA)	3 0	244 A	Bryant	3 0
						231 H	LIU Brooklyn	3 0	255 H	Robert Morris	3 0
						312 H	St. Francis Brooklyn	3 0	316 H	Saint Francis (PA)	3 0
						329 A	Fairleigh Dickinson	3 1	246 H	Stony Brook	3 0

Non-Div. I Games:

Sacred Heart

Non-Div. I Games:

■ Loss,
 ■ Non-Conf,
 S Site,
 H Home,
 A Away,
 N Neutral

Page 176

Average RPI Win: 238		WON-LOST RECORD		WINNING PCT. RANK		LAST 10 GAMES		STRENGTH OF SCHEDULE		OPP. STRENGTH OF SCHEDULE		TEAM RPI		ADJ RPI		CONF. RPI		ADJ CONF. RPI	
DIV. I ONLY		13- 14		.48148 183		5- 5		161		179		177		.49719 177		22		22	
DIV. I NON-CONF.		6- 9		.4 223		0- 0		124		145		182		.49063 182		19		19	
TOTALS		RPI 1-25		RPI 26-50		W-L RECORDS		RPI 51-100		RPI 101-150		RPI 150+							
13- 14		0- 2		0- 1		OVERALL		0- 6		1- 2		12- 3							
9- 5		0- 0		0- 1		HOME		0- 2		1- 2		8- 0							
3- 6		0- 0		0- 0		AWAY		0- 3		0- 0		3- 3							
1- 3		0- 2		0- 0		NEUTRAL		0- 1		0- 0		1- 0							
6- 9		0- 2		0- 0		NON-CONFERENCE		0- 3		1- 2		5- 2							
5- 2		0- 0		0- 0		HOME		0- 0		1- 2		4- 0							
0- 4		0- 0		0- 0		AWAY		0- 2		0- 0		0- 2							
1- 3		0- 2		0- 0		NEUTRAL		0- 1		0- 0		1- 0							
7- 5		0- 0		0- 1		CONFERENCE		0- 3		0- 0		7- 1							
4- 3		0- 0		0- 1		HOME		0- 2		0- 0		4- 0							
3- 2		0- 0		0- 0		AWAY		0- 1		0- 0		3- 1							
0- 0		0- 0		0- 0		NEUTRAL		0- 0		0- 0		0- 0							
RPI S	Opponent		Score		RPI S	Opponent		Score		RPI S	Opponent		Score		RPI S	Opponent		Score	
22 N	UNLV		1 3		41 H	Coastal Caro.		0 3		65 A	A&M-Corpus Christi		1 3		131 H	New Mexico		1 3	
22 N	UNLV		1 3							68 H	Arkansas St.		0 3		135 H	Samford		3 2	
										72 A	Texas St.		1 3		141 H	Sacramento St.		1 3	
										72 H	Texas St.		1 3		162 H	Sam Houston St.		3 2	
										91 N	North Carolina St.		1 3		182 A	South Ala.		3 1	
										96 A	Ole Miss		1 3		188 H	Houston Baptist		3 2	
															194 A	North Texas		2 3	
															213 H	Little Rock		3 1	
															227 A	Ga. Southern		3 1	
															242 A	Georgia St.		2 3	
															247 H	UTEP		3 1	
															258 A	Abilene Christian		2 3	
															275 A	Troy		3 0	
															277 H	La.-Monroe		3 0	
															286 H	UL Lafayette		3 0	
															287 N	McNeese		3 1	
															297 H	Appalachian St.		3 0	
															322 H	Ark.-Pine Bluff		3 0	
LAST 10 GAMES																			
					286 H	UL Lafayette		3 0		72 H	Texas St.		1 3						
					277 H	La.-Monroe		3 0		68 H	Arkansas St.		0 3						
					72 A	Texas St.		1 3		213 H	Little Rock		3 1						
					242 A	Georgia St.		2 3		41 H	Coastal Caro.		0 3						
					227 A	Ga. Southern		3 1		297 H	Appalachian St.		3 0						

Non-Div. I Games:

UT Arlington

Average RPI Win:	236	WON-LOST RECORD	WINNING PCT. RANK	LAST 10 GAMES	STRENGTH OF SCHEDULE	OPP. STRENGTH OF SCHEDULE	TEAM RPI	ADJ RPI	CONF. RPI	ADJ CONF. RPI	
Average RPI Loss:	159										
DIV. I ONLY	11- 9	.55	150	6- 4	195	245	178	.49608	178	17	17
DIV. I NON-CONF.	5- 5	.5	168	0- 0	229	273	216	.46766	216	21	21
<hr/>											
TOTALS	RPI 1-25	RPI 26-50		W-L RECORDS	RPI 51-100		RPI 101-150		RPI 150+		
11- 9	0- 0	0- 1		OVERALL	0- 1		1- 2		10- 5		
9- 3	0- 0	0- 0		HOME	0- 1		1- 1		8- 1		
2- 4	0- 0	0- 0		AWAY	0- 0		0- 1		2- 3		
0- 2	0- 0	0- 1		NEUTRAL	0- 0		0- 0		0- 1		
<hr/>											
5- 5	0- 0	0- 1		NON-CONFERENCE	0- 0		0- 1		5- 3		
5- 2	0- 0	0- 0		HOME	0- 0		0- 1		5- 1		
0- 1	0- 0	0- 0		AWAY	0- 0		0- 0		0- 1		
0- 2	0- 0	0- 1		NEUTRAL	0- 0		0- 0		0- 1		
<hr/>											
6- 4	0- 0	0- 0		CONFERENCE	0- 1		1- 1		5- 2		
4- 1	0- 0	0- 0		HOME	0- 1		1- 0		3- 0		
2- 3	0- 0	0- 0		AWAY	0- 0		0- 1		2- 2		
0- 0	0- 0	0- 0		NEUTRAL	0- 0		0- 0		0- 0		
<hr/>											
RPI S	Opponent	Score	RPI S	Opponent	Score	RPI S	Opponent	Score	RPI S	Opponent	Score
			50 N	Indiana	0 3	79 H	Princeton	0 3	101 A	Yale	1 3
									101 H	Yale	3 2
									117 H	SIUE	1 3
									187 H	Penn	3 2
									195 N	Campbell	0 3
									204 H	UMBC	0 3
									205 A	Cornell	1 3
									205 H	Cornell	3 2
									216 A	Harvard	0 3
									237 A	Dartmouth	3 1
									238 H	Providence	3 0
									244 H	Bryant	3 1
									259 A	Brown	3 0
									259 H	Brown	3 0
									261 A	San Francisco	0 3
									268 H	Fordham	3 0
									292 H	Hartford	3 0
									309 H	Manhattan	3 0
<hr/>											
			LAST 10 GAMES								
			101 A	Yale	1 3	187 H	Penn	3 2			
			259 A	Brown	3 0	79 H	Princeton	0 3			
			205 A	Cornell	1 3	259 H	Brown	3 0			
			237 A	Dartmouth	3 1	101 H	Yale	3 2			
			216 A	Harvard	0 3	205 H	Cornell	3 2			

Non-Div. I Games:

Columbia

Average RPI Win: 250		WON-LOST RECORD	WINNING PCT. RANK	LAST 10 GAMES	STRENGTH OF SCHEDULE	OPP. STRENGTH OF SCHEDULE	TEAM RPI	ADJ RPI	CONF. RPI	ADJ CONF. RPI				
Average RPI Loss: 117														
DIV. I ONLY		17- 9	.65385 88	7- 3	288	192	179	.49496 179	18	18				
DIV. I NON-CONF.		10- 5	.66667 86	1- 0	319	179	215	.46777 215	20	20				
<hr/>														
TOTALS		RPI 1-25	RPI 26-50		W-L RECORDS		RPI 51-100		RPI 101-150		RPI 150+			
17- 9		0- 1	0- 1		OVERALL		0- 3		1- 2		16- 2			
9- 0		0- 0	0- 0		HOME		0- 0		1- 0		8- 0			
6- 5		0- 0	0- 1		AWAY		0- 1		0- 2		6- 1			
2- 4		0- 1	0- 0		NEUTRAL		0- 2		0- 0		2- 1			
10- 5		0- 1	0- 0		NON-CONFERENCE		0- 2		0- 1		10- 1			
5- 0		0- 0	0- 0		HOME		0- 0		0- 0		5- 0			
3- 1		0- 0	0- 0		AWAY		0- 0		0- 1		3- 0			
2- 4		0- 1	0- 0		NEUTRAL		0- 2		0- 0		2- 1			
7- 4		0- 0	0- 1		CONFERENCE		0- 1		1- 1		6- 1			
4- 0		0- 0	0- 0		HOME		0- 0		1- 0		3- 0			
3- 4		0- 0	0- 1		AWAY		0- 1		0- 1		3- 1			
0- 0		0- 0	0- 0		NEUTRAL		0- 0		0- 0		0- 0			
RPI	S	Opponent	Score		RPI	S	Opponent	Score		RPI	S	Opponent	Score	
18	N	Missouri	0	3	33	A	Dayton	1	3	62	N	Southern Ill.	0	3
										90	N	Miami (FL)	1	3
										99	A	Saint Louis	1	3
										125	A	Delaware	2	3
										133	A	Rhode Island	0	3
										133	H	Rhode Island	3	0
										164	H	VCU	3	1
										169	A	IUPUI	3	1
										196	A	Valparaiso	3	1
										218	A	George Washington	3	2
										219	N	Central Mich.	0	3
										221	A	Youngstown St.	3	2
										230	H	Davidson	3	2
										255	H	Robert Morris	3	0
										265	A	La Salle	3	2
										268	A	Fordham	3	1
										268	H	Fordham	3	0
										272	A	George Mason	2	3
										296	N	South Dakota St.	3	0
										298	N	Southeast Mo. St.	3	2
										308	H	Bucknell	3	0
										313	H	Buffalo	3	0
										316	H	Saint Francis (PA)	3	0
										328	H	Coppin St.	3	0
LAST 10 GAMES														
					218	A	George Washington	3	2	268	H	Fordham	3	0
					272	A	George Mason	2	3	265	A	La Salle	3	2
					33	A	Dayton	1	3	230	H	Davidson	3	2
					99	A	Saint Louis	1	3	164	H	VCU	3	1
					133	H	Rhode Island	3	0	255	H	Robert Morris	3	0

Non-Div. I Games:

Duquesne

Average RPI Win:		236	WON-LOST RECORD		WINNING PCT. RANK		LAST 10 GAMES		STRENGTH OF SCHEDULE		OPP. STRENGTH OF SCHEDULE		TEAM RPI		ADJ RPI		CONF. RPI		ADJ CONF. RPI	
Average RPI Loss:		106																		
DIV. I ONLY			13- 10		.56522 139		6- 4		240		161		181		.49456 180		20		19	
DIV. I NON-CONF.			7- 6		.53846 156		0- 0		184		162		165		.50242 165		15		15	
TOTALS		RPI 1-25		RPI 26-50		W-L RECORDS		RPI 51-100		RPI 101-150		RPI 150+								
13- 10		0- 1		0- 1		OVERALL		0- 3		0- 2		13- 3								
7- 1		0- 0		0- 1		HOME		0- 0		0- 0		7- 0								
2- 7		0- 0		0- 0		AWAY		0- 3		0- 1		2- 3								
4- 2		0- 1		0- 0		NEUTRAL		0- 0		0- 1		4- 0								
7- 6		0- 1		0- 1		NON-CONFERENCE		0- 2		0- 1		7- 1								
2- 1		0- 0		0- 1		HOME		0- 0		0- 0		2- 0								
1- 3		0- 0		0- 0		AWAY		0- 2		0- 0		1- 1								
4- 2		0- 1		0- 0		NEUTRAL		0- 0		0- 1		4- 0								
6- 4		0- 0		0- 0		CONFERENCE		0- 1		0- 1		6- 2								
5- 0		0- 0		0- 0		HOME		0- 0		0- 0		5- 0								
1- 4		0- 0		0- 0		AWAY		0- 1		0- 1		1- 2								
0- 0		0- 0		0- 0		NEUTRAL		0- 0		0- 0		0- 0								
RPI	S	Opponent		Score		RPI	S	Opponent		Score		RPI	S	Opponent		Score				
14	N	Kansas St.		1	3	47	H	UNI		1	3	78	A	New Mexico St.		2	3			
												86	A	Oklahoma		0	3			
												92	A	South Dakota		0	3			
												115	N	Southern Miss.		0	3			
												137	A	UTRGV		0	3			
												155	A	Utah Valley		2	3			
												155	H	Utah Valley		3	1			
												157	H	CSU Bakersfield		3	1			
												160	A	Seattle		0	3			
												160	H	Seattle		3	1			
												176	A	Arkansas		1	3			
												193	N	Drake		3	2			
												205	H	Cornell		3	0			
												233	N	Oral Roberts		3	0			
												247	N	UTEP		3	0			
												258	N	Abilene Christian		3	0			
												271	H	Bradley		3	0			
												283	A	Omaha		3	0			
												285	H	Grand Canyon		3	2			
												310	A	Chicago St.		3	0			
												310	H	Chicago St.		3	0			
LAST 10 GAMES																				
160 H Seattle						3	1	285 H Grand Canyon						3	2					
155 H Utah Valley						3	1	157 H CSU Bakersfield						3	1					
310 H Chicago St.						3	0	155 A Utah Valley						2	3					
137 A UTRGV						0	3	160 A Seattle						0	3					
78 A New Mexico St.						2	3	310 A Chicago St.						3	0					

Non-Div. I Games:

UMKC

Average RPI Win:	234	WON-LOST RECORD	WINNING PCT. RANK	LAST 10 GAMES	STRENGTH OF SCHEDULE	OPP. STRENGTH OF SCHEDULE	TEAM RPI	ADJ RPI	CONF. RPI	ADJ CONF. RPI	
DIV. I ONLY	13- 13	.5	173	3- 7	197	129	183	.4934	181	8	8
DIV. I NON-CONF.	9- 4	.69231	74	0- 0	285	229	175	.49675	175	7	7
<hr/>											
TOTALS	RPI 1-25	RPI 26-50		W-L RECORDS	RPI 51-100		RPI 101-150		RPI 150+		
13- 13	0- 2	0- 1		OVERALL	1- 5		1- 3		11- 2		
6- 4	0- 1	0- 1		HOME	1- 1		1- 1		4- 0		
4- 6	0- 1	0- 0		AWAY	0- 2		0- 1		4- 2		
3- 3	0- 0	0- 0		NEUTRAL	0- 2		0- 1		3- 0		
<hr/>											
9- 4	0- 0	0- 0		NON-CONFERENCE	0- 2		0- 1		9- 1		
3- 0	0- 0	0- 0		HOME	0- 0		0- 0		3- 0		
3- 1	0- 0	0- 0		AWAY	0- 0		0- 0		3- 1		
3- 3	0- 0	0- 0		NEUTRAL	0- 2		0- 1		3- 0		
<hr/>											
4- 9	0- 2	0- 1		CONFERENCE	1- 3		1- 2		2- 1		
3- 4	0- 1	0- 1		HOME	1- 1		1- 1		1- 0		
1- 5	0- 1	0- 0		AWAY	0- 2		0- 1		1- 1		
0- 0	0- 0	0- 0		NEUTRAL	0- 0		0- 0		0- 0		
<hr/>											
RPI S	Opponent	Score	RPI S	Opponent	Score	RPI S	Opponent	Score	RPI S	Opponent	Score
20 A	Creighton	0 3	31 H	Marquette	2 3	56 A	Villanova	1 3	107 N	Albany (NY)	1 3
20 H	Creighton	0 3				73 N	UC Santa Barbara	1 3	124 A	Butler	0 3
						82 A	Xavier	1 3	124 H	Butler	1 3
						82 H	Xavier	1 3	150 H	Seton Hall	3 1
						82 H	DePaul	3 0	158 A	Fairfield	2 3
						93 N	UConn	2 3	185 N	Rutgers	3 0
									208 H	Binghamton	3 0
									215 A	Georgetown	3 1
									238 A	Providence	1 3
									238 H	Providence	3 0
									244 A	Bryant	3 0
									259 N	Brown	3 0
									261 A	San Francisco	3 0
									265 H	La Salle	3 0
									291 H	Niagara	3 1
									315 A	Iona	3 0
									327 N	Delaware St.	3 0
<hr/>											
LAST 10 GAMES											
20 H Creighton			0 3	20 A Creighton			0 3				
238 H Providence			3 0	82 H DePaul			3 0				
124 A Butler			0 3	31 H Marquette			2 3				
82 A Xavier			1 3	150 H Seton Hall			3 1				
238 A Providence			1 3	56 A Villanova			1 3				

Non-Div. I Games:

St. John's (NY)

Average RPI Win:	244	WON-LOST	WINNING	LAST 10	STRENGTH OF	OPP. STRENGTH	TEAM	ADJ	CONF.	ADJ CONF.	
Average RPI Loss:	138	RECORD	PCT. RANK	GAMES	SCHEDULE	OF SCHEDULE	RPI	RPI	RPI	RPI	
DIV. I ONLY	14- 11	.56	145	5- 5	219	230	184	.49337	182	22	22
DIV. I NON-CONF.	9- 4	.69231	74	0- 0	187	251	124	.53221	124	19	19
<hr/>											
TOTALS	RPI 1-25	RPI 26-50		W-L RECORDS	RPI 51-100		RPI 101-150		RPI 150+		
14- 11	0- 0	0- 2		OVERALL	0- 3		1- 1		13- 5		
8- 3	0- 0	0- 1		HOME	0- 1		1- 0		7- 1		
1- 7	0- 0	0- 0		AWAY	0- 2		0- 1		1- 4		
5- 1	0- 0	0- 1		NEUTRAL	0- 0		0- 0		5- 0		
<hr/>											
9- 4	0- 0	0- 1		NON-CONFERENCE	0- 1		1- 1		8- 1		
4- 0	0- 0	0- 0		HOME	0- 0		1- 0		3- 0		
0- 3	0- 0	0- 0		AWAY	0- 1		0- 1		0- 1		
5- 1	0- 0	0- 1		NEUTRAL	0- 0		0- 0		5- 0		
<hr/>											
5- 7	0- 0	0- 1		CONFERENCE	0- 2		0- 0		5- 4		
4- 3	0- 0	0- 1		HOME	0- 1		0- 0		4- 1		
1- 4	0- 0	0- 0		AWAY	0- 1		0- 0		1- 3		
0- 0	0- 0	0- 0		NEUTRAL	0- 0		0- 0		0- 0		
<hr/>											
RPI S	Opponent	Score	RPI S	Opponent	Score	RPI S	Opponent	Score	RPI S	Opponent	Score
			41 H	Coastal Caro.	0 3	66 A	FGCU	1 3	115 H	Southern Miss.	3 2
			50 N	Indiana	0 3	68 A	Arkansas St.	0 3	135 A	Samford	0 3
						72 H	Texas St.	2 3	167 A	Georgia	1 3
									177 H	UT Arlington	1 3
									206 N	Marist	3 1
									213 A	Little Rock	3 1
									214 N	Indiana St.	3 2
									217 H	Florida A&M	3 1
									220 H	FIU	3 0
									227 A	Ga. Southern	2 3
									227 H	Ga. Southern	3 0
									242 A	Georgia St.	1 3
									242 H	Georgia St.	3 0
									275 A	Troy	1 3
									275 H	Troy	3 0
									287 N	McNeese	3 2
									288 N	Bethune-Cookman	3 0
									297 H	Appalachian St.	3 1
									306 H	Southeastern La.	3 2
									314 N	Nicholls St.	3 0
			LAST 10 GAMES								
			297 H	Appalachian St.	3 1	227 H	Ga. Southern	3 0			
			41 H	Coastal Caro.	0 3	242 H	Georgia St.	3 0			
			275 A	Troy	1 3	275 H	Troy	3 0			
			213 A	Little Rock	3 1	242 A	Georgia St.	1 3			
			68 A	Arkansas St.	0 3	227 A	Ga. Southern	2 3			

Non-Div. I Games:

South Ala.

Average RPI Win: 252		WON-LOST RECORD		WINNING PCT. RANK		LAST 10 GAMES		STRENGTH OF SCHEDULE		OPP. STRENGTH OF SCHEDULE		TEAM RPI		ADJ RPI		CONF. RPI		ADJ CONF. RPI	
DIV. I ONLY		16- 12		.57143 136		2- 8		225		225		180		.49205 183		9		10	
DIV. I NON-CONF.		13- 3		.8125 37		0- 0		302		317		161		.50249 164		12		12	
TOTALS		RPI 1-25		RPI 26-50		W-L RECORDS		RPI 51-100		RPI 101-150		RPI 150+							
16- 12		0- 0		0- 0		OVERALL		0- 7		1- 4		15- 1							
6- 6		0- 0		0- 0		HOME		0- 3		0- 3		6- 0							
8- 5		0- 0		0- 0		AWAY		0- 4		1- 0		7- 1							
2- 1		0- 0		0- 0		NEUTRAL		0- 0		0- 1		2- 0							
13- 3		0- 0		0- 0		NON-CONFERENCE		0- 0		0- 2		13- 1							
5- 1		0- 0		0- 0		HOME		0- 0		0- 1		5- 0							
6- 1		0- 0		0- 0		AWAY		0- 0		0- 0		6- 1							
2- 1		0- 0		0- 0		NEUTRAL		0- 0		0- 1		2- 0							
3- 9		0- 0		0- 0		CONFERENCE		0- 7		1- 2		2- 0							
1- 5		0- 0		0- 0		HOME		0- 3		0- 2		1- 0							
2- 4		0- 0		0- 0		AWAY		0- 4		1- 0		1- 0							
0- 0		0- 0		0- 0		NEUTRAL		0- 0		0- 0		0- 0							
RPI S	Opponent	Score		RPI S	Opponent	Score		RPI S	Opponent	Score		RPI S	Opponent	Score					
								54 A Hofstra	0	3		114 H UNCW	2	3					
								69 A Northeastern	2	3		125 A Delaware	3	2					
								70 A James Madison	1	3		125 H Delaware	1	3					
								70 H James Madison	1	3		140 H High Point	1	3					
								76 H Col. of Charleston	1	3		145 N Austin Peay	1	3					
								97 A Towson	2	3		153 A UNCG	3	2					
								97 H Towson	1	3		195 N Campbell	3	2					
												212 A William & Mary	3	0					
												212 H William & Mary	3	0					
												221 H Youngstown St.	3	1					
												224 H Wofford	3	2					
												230 A Davidson	3	1					
												276 A Charlotte	1	3					
												279 H Gardner-Webb	3	1					
												281 A Charleston So.	3	0					
												294 A The Citadel	3	0					
												300 A N.C. A&T	3	0					
												320 H Norfolk St.	3	0					
												324 A N.C. Central	3	0					
												327 H Delaware St.	3	0					
												330 N Savannah St.	3	0					
LAST 10 GAMES																			
								125 H Delaware	1	3		114 H UNCW	2	3					
								97 H Towson	1	3		54 A Hofstra	0	3					
								212 A William & Mary	3	0		69 A Northeastern	2	3					
								70 A James Madison	1	3		97 A Towson	2	3					
								76 H Col. of Charleston	1	3		125 A Delaware	3	2					

Non-Div. I Games:

Elon

Navy		Through Games Of Oct. 30, 2016										
Average RPI Win:	273	WON-LOST RECORD	WINNING PCT. RANK	LAST 10 GAMES	STRENGTH OF SCHEDULE	OPP. STRENGTH OF SCHEDULE	TEAM RPI	ADJ RPI	CONF. RPI	ADJ CONF. RPI		
Average RPI Loss:	156											
DIV. I ONLY		17- 7	.70833 59	6- 4	291	297	182	.49154 184	27	27		
DIV. I NON-CONF.		10- 2	.83333 27	0- 0	308	310	159	.50339 161	28	28		

TOTALS	RPI 1-25		RPI 26-50	W-L RECORDS		RPI 51-100			RPI 101-150		RPI 150+	
17- 7	0- 0		0- 0	OVERALL		0- 0			0- 3		17- 4	
7- 4	0- 0		0- 0	HOME		0- 0			0- 2		7- 2	
5- 2	0- 0		0- 0	AWAY		0- 0			0- 1		5- 1	
5- 1	0- 0		0- 0	NEUTRAL		0- 0			0- 0		5- 1	
10- 2	0- 0		0- 0	NON-CONFERENCE		0- 0			0- 1		10- 1	
2- 1	0- 0		0- 0	HOME		0- 0			0- 1		2- 0	
3- 0	0- 0		0- 0	AWAY		0- 0			0- 0		3- 0	
5- 1	0- 0		0- 0	NEUTRAL		0- 0			0- 0		5- 1	
7- 5	0- 0		0- 0	CONFERENCE		0- 0			0- 2		7- 3	
5- 3	0- 0		0- 0	HOME		0- 0			0- 1		5- 2	
2- 2	0- 0		0- 0	AWAY		0- 0			0- 1		2- 1	
0- 0	0- 0		0- 0	NEUTRAL		0- 0			0- 0		0- 0	
RPI S	Opponent	Score	RPI S	Opponent	Score	RPI S	Opponent	Score	RPI S	Opponent	Score	
									106 A American		1 3	
									106 H American		0 3	
									125 H Delaware		0 3	
									154 H Army West Point		3 0	
									171 N East Carolina		1 3	
									172 A Colgate		1 3	
									172 H Colgate		2 3	
									174 H New Hampshire		3 1	
									195 A Campbell		3 1	
									210 A UMES		3 0	
									240 A Lehigh		3 2	
									240 H Lehigh		1 3	
									257 N Eastern Ky.		3 0	
									270 H Holy Cross		3 2	
									280 N Rider		3 0	
									307 H Loyola Maryland		3 0	
									308 A Bucknell		3 1	
									308 H Bucknell		3 0	
									315 N Iona		3 0	
									316 A Saint Francis (PA)		3 0	
									320 N Norfolk St.		3 0	
									321 H Lafayette		3 0	
									328 H Coppin St.		3 1	
									333 N South Carolina St.		3 0	

Average RPI Win:		283	WON-LOST RECORD		WINNING PCT. RANK	LAST 10 GAMES	STRENGTH OF SCHEDULE	OPP. STRENGTH OF SCHEDULE	TEAM RPI	ADJ RPI	CONF. RPI	ADJ CONF. RPI
Average RPI Loss:		64										
DIV. I ONLY			4- 21		.16 317	0- 10	19	60	187	.49074 185	1	1
DIV. I NON-CONF.			4- 9		.30769 256	0- 0	90	241	203	.47717 202	1	1
<hr/>												
TOTALS		RPI 1-25	RPI 26-50		W-L RECORDS		RPI 51-100		RPI 101-150		RPI 150+	
4- 21	0- 9		0- 3		OVERALL		0- 3		0- 3		4- 3	
0- 8	0- 4		0- 0		HOME		0- 2		0- 1		0- 1	
1- 9	0- 5		0- 2		AWAY		0- 1		0- 1		1- 0	
3- 4	0- 0		0- 1		NEUTRAL		0- 0		0- 1		3- 2	
4- 9	0- 0		0- 2		NON-CONFERENCE		0- 1		0- 3		4- 3	
0- 3	0- 0		0- 0		HOME		0- 1		0- 1		0- 1	
1- 2	0- 0		0- 1		AWAY		0- 0		0- 1		1- 0	
3- 4	0- 0		0- 1		NEUTRAL		0- 0		0- 1		3- 2	
0- 12	0- 9		0- 1		CONFERENCE		0- 2		0- 0		0- 0	
0- 5	0- 4		0- 0		HOME		0- 1		0- 0		0- 0	
0- 7	0- 5		0- 1		AWAY		0- 1		0- 0		0- 0	
0- 0	0- 0		0- 0		NEUTRAL		0- 0		0- 0		0- 0	
RPI S Opponent	Score		RPI S Opponent	Score		RPI S Opponent	Score		RPI S Opponent	Score		
2 A Wisconsin	0 3		38 N Cleveland St.	0 3		52 A Illinois	0 3		101 A Yale	2 3		
2 H Wisconsin	0 3		49 A Temple	0 3		79 H Princeton	0 3		107 N Albany (NY)	0 3		
4 A Minnesota	0 3		50 A Indiana	1 3		95 H Maryland	0 3		150 H Seton Hall	2 3		
11 H Michigan	0 3								160 H Seattle	0 3		
12 A Michigan St.	0 3								174 N New Hampshire	1 3		
12 H Michigan St.	0 3								181 N St. John's (NY)	0 3		
17 A Purdue	0 3								244 A Bryant	3 0		
24 A Penn St.	0 3								280 N Rider	3 1		
24 H Penn St.	0 3								292 N Hartford	3 0		
									315 N Iona	3 1		
<hr/>												
LAST 10 GAMES												
2 A Wisconsin	0 3		50 A Indiana	1 3								
4 A Minnesota	0 3		24 A Penn St.	0 3								
95 H Maryland	0 3		2 H Wisconsin	0 3								
12 A Michigan St.	0 3		12 H Michigan St.	0 3								
17 A Purdue	0 3		11 H Michigan	0 3								

Non-Div. I Games:

Rutgers

Average RPI Win:	221	WON-LOST	WINNING	LAST 10	STRENGTH OF	OPP. STRENGTH	TEAM	ADJ	CONF.	ADJ CONF.	
Average RPI Loss:	97	RECORD	PCT. RANK	GAMES	SCHEDULE	OF SCHEDULE	RPI	RPI	RPI	RPI	
DIV. I ONLY	10- 14	.41667	217	3- 7	140	118	185	.4907	186	7	7
DIV. I NON-CONF.	7- 5	.58333	128	0- 0	299	203	220	.46269	220	8	8
<hr/>											
TOTALS	RPI 1-25	RPI 26-50		W-L RECORDS		RPI 51-100		RPI 101-150		RPI 150+	
10- 14	0- 2	0- 1		OVERALL		1- 6		1- 2		8- 3	
6- 3	0- 1	0- 1		HOME		1- 1		1- 0		4- 0	
1- 8	0- 1	0- 0		AWAY		0- 3		0- 2		1- 2	
3- 3	0- 0	0- 0		NEUTRAL		0- 2		0- 0		3- 1	
<hr/>											
7- 5	0- 0	0- 0		NON-CONFERENCE		0- 2		0- 0		7- 3	
3- 0	0- 0	0- 0		HOME		0- 0		0- 0		3- 0	
1- 2	0- 0	0- 0		AWAY		0- 0		0- 0		1- 2	
3- 3	0- 0	0- 0		NEUTRAL		0- 2		0- 0		3- 1	
<hr/>											
3- 9	0- 2	0- 1		CONFERENCE		1- 4		1- 2		1- 0	
3- 3	0- 1	0- 1		HOME		1- 1		1- 0		1- 0	
0- 6	0- 1	0- 0		AWAY		0- 3		0- 2		0- 0	
0- 0	0- 0	0- 0		NEUTRAL		0- 0		0- 0		0- 0	
<hr/>											
RPI S	Opponent	Score	RPI S	Opponent	Score	RPI S	Opponent	Score	RPI S	Opponent	Score
22 A	UNLV	0 <div>3</div>	32 H	Boise St.	0 <div>3</div>	55 N	Long Beach St.	2 <div>3</div>	103 A	Nevada	0 <div>3</div>
22 H	UNLV	2 <div>3</div>				57 A	Colorado St.	0 <div>3</div>	131 A	New Mexico	0 <div>3</div>
						57 H	Colorado St.	3 2	131 H	New Mexico	3 2
						71 A	Wyoming	0 <div>3</div>	155 A	Utah Valley	1 <div>3</div>
						71 H	Wyoming	0 <div>3</div>	188 A	Houston Baptist	1 <div>3</div>
						73 N	UC Santa Barbara	0 <div>3</div>	194 N	North Texas	3 1
						80 A	San Diego St.	0 <div>3</div>	211 A	Houston	3 2
									238 H	Providence	3 0
									241 H	Air Force	3 0
									274 H	UMass Lowell	3 0
									277 N	La.-Monroe	3 0
									278 N	Cal St. Fullerton	3 2
									293 N	Southern Utah	2 <div>3</div>
									309 H	Manhattan	3 0
<hr/>											
LAST 10 GAMES											
131 A New Mexico			0 <div>3</div>	32 H Boise St.			0 <div>3</div>				
22 A UNLV			0 <div>3</div>	80 A San Diego St.			0 <div>3</div>				
71 H Wyoming			0 <div>3</div>	103 A Nevada			0 <div>3</div>				
57 H Colorado St.			3 2	22 H UNLV			2 <div>3</div>				
241 H Air Force			3 0	131 H New Mexico			3 2				

Non-Div. I Games:

San Jose St.

Non-Div. I Games:

Loss, Non-Conf, S Site, H Home, A Away, N Neutral Page 187

Average RPI Win:	240	WON-LOST RECORD	WINNING PCT. RANK	LAST 10 GAMES	STRENGTH OF SCHEDULE	OPP. STRENGTH OF SCHEDULE	TEAM RPI	ADJ RPI	CONF. RPI	ADJ CONF. RPI	
DIV. I ONLY	17- 11	.60714	120	6- 4	270	238	191	.48896	188	28	28
DIV. I NON-CONF.	9- 7	.5625	144	0- 0	202	199	168	.50049	168	25	25

TOTALS	RPI 1-25	RPI 26-50		W-L RECORDS		RPI 51-100		RPI 101-150		RPI 150+	
17- 11	0- 0	0- 0		OVERALL		0- 2		2- 4		15- 5	
11- 5	0- 0	0- 0		HOME		0- 0		2- 2		9- 3	
6- 4	0- 0	0- 0		AWAY		0- 2		0- 0		6- 2	
0- 2	0- 0	0- 0		NEUTRAL		0- 0		0- 2		0- 0	
9- 7	0- 0	0- 0		NON-CONFERENCE		0- 1		2- 3		7- 3	
7- 3	0- 0	0- 0		HOME		0- 0		2- 1		5- 2	
2- 2	0- 0	0- 0		AWAY		0- 1		0- 0		2- 1	
0- 2	0- 0	0- 0		NEUTRAL		0- 0		0- 2		0- 0	
8- 4	0- 0	0- 0		CONFERENCE		0- 1		0- 1		8- 2	
4- 2	0- 0	0- 0		HOME		0- 0		0- 1		4- 1	
4- 2	0- 0	0- 0		AWAY		0- 1		0- 0		4- 1	
0- 0	0- 0	0- 0		NEUTRAL		0- 0		0- 0		0- 0	
RPI	S	Opponent	Score	RPI	S	Opponent	Score	RPI	S	Opponent	Score
						65 A A&M-Corpus Christi	1 3			102 H Toledo	3 1
						85 A Rice	0 3			126 H North Florida	3 1
										127 H Northern Colo.	1 3
										131 N New Mexico	1 3
										135 N Samford	1 3
										148 H SFA	0 3
										162 H Sam Houston St.	3 0
										177 A UT Arlington	2 3
										186 H San Jose St.	3 1
										187 H Penn	3 0
										202 H Weber St.	0 3
										211 A Houston	3 0
										211 H Houston	0 3
										245 H Northwestern St.	3 1
										251 A Incarnate Word	2 3
										252 A Texas Southern	3 1
										253 H Central Ark.	3 1
										258 H Abilene Christian	3 0
										266 H Lamar University	2 3
										277 H La.-Monroe	3 0
										286 H UL Lafayette	3 2
										287 A McNeese	3 2
										302 H Prairie View	3 0
										306 A Southeastern La.	3 2
										314 A Nicholls St.	3 2
										323 A New Orleans	3 0

Non-Div. I Games:

Houston Baptist

Average RPI Win: 216		WON-LOST RECORD		WINNING PCT. RANK		LAST 10 GAMES		STRENGTH OF SCHEDULE		OPP. STRENGTH OF SCHEDULE		TEAM RPI		ADJ RPI		CONF. RPI		ADJ CONF. RPI	
DIV. I ONLY		11- 10		.52381 161		4- 6		218		170		188		.48883 189		16		16	
DIV. I NON-CONF.		5- 4		.55556 150		0- 0		225		137		178		.49346 178		17		17	
TOTALS		RPI 1-25		RPI 26-50		W-L RECORDS		RPI 51-100		RPI 101-150		RPI 150+							
11- 10		0- 1		0- 0		OVERALL		0- 1		3- 6		8- 2							
3- 3		0- 0		0- 0		HOME		0- 0		1- 2		2- 1							
3- 6		0- 0		0- 0		AWAY		0- 1		0- 4		3- 1							
5- 1		0- 1		0- 0		NEUTRAL		0- 0		2- 0		3- 0							
5- 4		0- 1		0- 0		NON-CONFERENCE		0- 1		2- 1		3- 1							
0- 0		0- 0		0- 0		HOME		0- 0		0- 0		0- 0							
0- 3		0- 0		0- 0		AWAY		0- 1		0- 1		0- 1							
5- 1		0- 1		0- 0		NEUTRAL		0- 0		2- 0		3- 0							
6- 6		0- 0		0- 0		CONFERENCE		0- 0		1- 5		5- 1							
3- 3		0- 0		0- 0		HOME		0- 0		1- 2		2- 1							
3- 3		0- 0		0- 0		AWAY		0- 0		0- 3		3- 0							
0- 0		0- 0		0- 0		NEUTRAL		0- 0		0- 0		0- 0							
RPI	S	Opponent		Score		RPI	S	Opponent		Score		RPI	S	Opponent		Score			
16	N	Kansas		0 3								71	A	Wyoming		0 3			
												110	H	Northern Ariz.		3 1			
												127	H	Northern Colo.		1 3			
												132	A	Idaho St.		0 3			
												135	N	Samford		3 2			
												136	N	CSUN		3 0			
												138	A	Mississippi St.		0 3			
												139	A	Portland St.		2 3			
												141	A	Sacramento St.		0 3			
												149	H	North Dakota		1 3			
												199	A	Idaho		3 2			
												199	H	Idaho		1 3			
												202	H	Weber St.		3 2			
												232	A	Montana St.		3 1			
												257	N	Eastern Ky.		3 2			
												266	N	Lamar University		3 0			
												267	A	Montana		3 1			
												278	N	Cal St. Fullerton		3 0			
												285	A	Grand Canyon		0 3			
												293	H	Southern Utah		3 0			
						LAST 10 GAMES													
						199	H	Idaho		1	3	132	A	Idaho St.		0	3		
						202	H	Weber St.		3	2	293	H	Southern Utah		3	0		
						141	A	Sacramento St.		0	3	110	H	Northern Ariz.		3	1		
						139	A	Portland St.		2	3	149	H	North Dakota		1	3		
						199	A	Idaho		3	2	127	H	Northern Colo.		1	3		

Non-Div. I Games:

Eastern Wash.

Average RPI Win:		237	WON-LOST		WINNING		LAST 10		STRENGTH OF		OPP. STRENGTH		TEAM	ADJ		CONF.		ADJ CONF.						
Average RPI Loss:		151	RECORD		PCT. RANK		GAMES		SCHEDULE		OF SCHEDULE		RPI	RPI		RPI		RPI						
DIV. I ONLY			12- 11		.52174		162		3- 7		191		229		186		.48862		190		26		26	
DIV. I NON-CONF.			6- 5		.54545		151		0- 1		136		135		139		.52154		140		26		26	
TOTALS		RPI 1-25		RPI 26-50				W-L RECORDS				RPI 51-100				RPI 101-150				RPI 150+				
12- 11		0- 1		0- 1				OVERALL				0- 2				1- 1				11- 6				
6- 3		0- 0		0- 0				HOME				0- 0				1- 1				5- 2				
4- 6		0- 1		0- 1				AWAY				0- 1				0- 0				4- 3				
2- 2		0- 0		0- 0				NEUTRAL				0- 1				0- 0				2- 1				
6- 5		0- 1		0- 1				NON-CONFERENCE				0- 2				0- 0				6- 1				
3- 0		0- 0		0- 0				HOME				0- 0				0- 0				3- 0				
1- 3		0- 1		0- 1				AWAY				0- 1				0- 0				1- 0				
2- 2		0- 0		0- 0				NEUTRAL				0- 1				0- 0				2- 1				
6- 6		0- 0		0- 0				CONFERENCE				0- 0				1- 1				5- 5				
3- 3		0- 0		0- 0				HOME				0- 0				1- 1				2- 2				
3- 3		0- 0		0- 0				AWAY				0- 0				0- 0				3- 3				
0- 0		0- 0		0- 0				NEUTRAL				0- 0				0- 0				0- 0				
RPI	S	Opponent		Score		RPI	S	Opponent		Score		RPI	S	Opponent		Score		RPI	S	Opponent		Score		
19	A	Western Ky.		0	3	26	A	Oregon		0	3	52	N	Illinois		0	3	117	H	SIUE		0	3	
												75	A	Lipscomb		1	3	145	H	Austin Peay		3	2	
																		159	H	Murray St.		2	3	
																		165	N	St. Mary's (CA)		0	3	
																		191	A	Memphis		3	1	
																		200	H	Mercer		3	2	
																		201	A	Tennessee St.		2	3	
																		201	H	Tennessee St.		3	0	
																		212	H	William & Mary		3	0	
																		242	H	Georgia St.		3	0	
																		253	N	Central Ark.		3	2	
																		257	A	Eastern Ky.		3	2	
																		260	A	Morehead St.		1	3	
																		262	A	UT Martin		3	1	
																		273	H	Tennessee Tech		3	1	
																		290	H	Jacksonville St.		1	3	
																		298	A	Southeast Mo. St.		2	3	
																		301	A	Eastern Ill.		3	1	
																		310	N	Chicago St.		3	0	
LAST 10 GAMES																								
117 H SIUE						0	3	262 A UT Martin						3	1									
201 A Tennessee St.						2	3	298 A Southeast Mo. St.						2	3									
159 H Murray St.						2	3	257 A Eastern Ky.						3	2									
145 H Austin Peay						3	2	260 A Morehead St.						1	3									
75 A Lipscomb						1	3	290 H Jacksonville St.						1	3									

Average RPI Win: 240		WON-LOST	WINNING	LAST 10	STRENGTH OF		OPP. STRENGTH	TEAM	ADJ		CONF.	ADJ CONF.
Average RPI Loss: 98		RECORD	PCT. RANK	GAMES	SCHEDULE		OF SCHEDULE	RPI	RPI		RPI	RPI
DIV. I ONLY		11- 13	.45833	191	3- 7		173	143	190		.48726	191
DIV. I NON-CONF.		8- 4	.66667	86	0- 0		305	276	209		.47054	211
TOTALS		RPI 1-25	RPI 26-50		W-L RECORDS		RPI 51-100		RPI 101-150		RPI 150+	
11- 13	0- 0	0- 5		OVERALL		1- 4		1- 1		9- 3		
7- 5	0- 0	0- 2		HOME		1- 1		1- 0		5- 2		
1- 7	0- 0	0- 2		AWAY		0- 3		0- 1		1- 1		
3- 1	0- 0	0- 1		NEUTRAL		0- 0		0- 0		3- 0		
8- 4	0- 0	0- 1		NON-CONFERENCE		0- 0		0- 1		8- 2		
4- 2	0- 0	0- 0		HOME		0- 0		0- 0		4- 2		
1- 1	0- 0	0- 0		AWAY		0- 0		0- 1		1- 0		
3- 1	0- 0	0- 1		NEUTRAL		0- 0		0- 0		3- 0		
3- 9	0- 0	0- 4		CONFERENCE		1- 4		1- 0		1- 1		
3- 3	0- 0	0- 2		HOME		1- 1		1- 0		1- 0		
0- 6	0- 0	0- 2		AWAY		0- 3		0- 0		0- 1		
0- 0	0- 0	0- 0		NEUTRAL		0- 0		0- 0		0- 0		
RPI S	Opponent	Score		RPI S	Opponent	Score		RPI S	Opponent	Score		
36 N	Miami (OH)	0	3	58 A	UCF	0	3	105 H	Tulane	3	2	
42 A	Cincinnati	0	3	74 H	Tulsa	3	1	112 A	Auburn	0	3	
45 H	SMU	0	3	87 A	South Fla.	1	3	171 A	East Carolina	2	3	
49 A	Temple	2	3	93 A	UConn	0	3	190 H	Belmont	1	3	
49 H	Temple	2	3	93 H	UConn	0	3	211 H	Houston	3	0	
								229 N	Jacksonville	3	0	
								253 H	Central Ark.	1	3	
								256 H	Louisiana Tech	3	1	
								262 N	UT Martin	3	0	
								282 A	UAB	3	0	
								286 N	UL Lafayette	3	0	
								301 H	Eastern Ill.	3	0	
								310 H	Chicago St.	3	0	
								325 H	Jackson St.	3	0	
LAST 10 GAMES												
93 A	UConn	0	3	45 H	SMU	0	3					
49 A	Temple	2	3	42 A	Cincinnati	0	3					
105 H	Tulane	3	2	171 A	East Carolina	2	3					
211 H	Houston	3	0	49 H	Temple	2	3					
74 H	Tulsa	3	1	93 H	UConn	0	3					

Non-Div. I Games:

Memphis

Average RPI Win: 222		WON-LOST	WINNING	LAST 10	STRENGTH OF		OPP. STRENGTH	TEAM	ADJ	CONF.	ADJ CONF.
Average RPI Loss: 111		RECORD	PCT. RANK	GAMES	SCHEDULE		OF SCHEDULE	RPI	RPI	RPI	RPI
DIV. I ONLY		9- 17	.34615	246	3- 7		95	153	193	.48722	192
DIV. I NON-CONF.		5- 8	.38462	225	0- 0		92	190	173	.49918	173
TOTALS		RPI 1-25	RPI 26-50		W-L RECORDS		RPI 51-100		RPI 101-150		RPI 150+
9- 17	0- 0	0- 3		OVERALL		0- 5		0- 5		9- 4	
2- 6	0- 0	0- 2		HOME		0- 1		0- 3		2- 0	
3- 9	0- 0	0- 0		AWAY		0- 4		0- 2		3- 3	
4- 2	0- 0	0- 1		NEUTRAL		0- 0		0- 0		4- 1	
5- 8	0- 0	0- 2		NON-CONFERENCE		0- 1		0- 3		5- 2	
0- 3	0- 0	0- 1		HOME		0- 0		0- 2		0- 0	
1- 3	0- 0	0- 0		AWAY		0- 1		0- 1		1- 1	
4- 2	0- 0	0- 1		NEUTRAL		0- 0		0- 0		4- 1	
4- 9	0- 0	0- 1		CONFERENCE		0- 4		0- 2		4- 2	
2- 3	0- 0	0- 1		HOME		0- 1		0- 1		2- 0	
2- 6	0- 0	0- 0		AWAY		0- 3		0- 1		2- 2	
0- 0	0- 0	0- 0		NEUTRAL		0- 0		0- 0		0- 0	
RPI S	Opponent	Score	RPI S	Opponent	Score	RPI S	Opponent	Score	RPI S	Opponent	Score
			32 N	Boise St.	0 3	87 A	South Fla.	0 3	102 H	Toledo	1 3
			33 H	Dayton	0 3	89 A	Green Bay	0 3	117 H	SIUE	1 3
			38 H	Cleveland St.	0 3	100 A	Oakland	0 3	124 A	Butler	0 3
						100 A	Oakland	0 3	129 A	Northern Ky.	0 3
						100 H	Oakland	1 3	129 H	Northern Ky.	0 3
									152 A	Milwaukee	0 3
									156 A	Ill.-Chicago	3 1
									159 N	Murray St.	0 3
									196 A	Valparaiso	2 3
									196 H	Valparaiso	3 2
									201 N	Tennessee St.	3 1
									203 A	Kent St.	0 3
									221 A	Youngstown St.	3 0
									221 H	Youngstown St.	3 0
									225 N	Eastern Mich.	3 0
									231 N	LIU Brooklyn	3 1
									260 A	Morehead St.	3 1
									289 N	Stetson	3 0
LAST 10 GAMES											
			100 A	Oakland	0 3	89 A	Green Bay	0 3			
			221 A	Youngstown St.	3 0	38 H	Cleveland St.	0 3			
			100 A	Oakland	0 3	129 H	Northern Ky.	0 3			
			129 A	Northern Ky.	0 3	196 H	Valparaiso	3 2			
			196 A	Valparaiso	2 3	221 H	Youngstown St.	3 0			

Non-Div. I Games:

Wright St.

Average RPI Win: 234		WON-LOST	WINNING	LAST 10	STRENGTH OF		OPP. STRENGTH	TEAM	ADJ	CONF.	ADJ CONF.
Average RPI Loss: 107		RECORD	PCT. RANK	GAMES	SCHEDULE		OF SCHEDULE	RPI	RPI	RPI	RPI
DIV. I ONLY		13- 13	.5 173	3- 7	212		144	192	.48653 193	12	11
DIV. I NON-CONF.		9- 5	.64286 105	0- 0	282		255	190	.48288 192	11	11
TOTALS		RPI 1-25	RPI 26-50	W-L RECORDS	RPI 51-100		RPI 101-150	RPI 150+			
13- 13	0- 0		0- 5	OVERALL	1- 2		1- 3	11- 3			
3- 4	0- 0		0- 3	HOME	0- 1		1- 0	2- 0			
5- 5	0- 0		0- 2	AWAY	0- 1		0- 1	5- 1			
5- 4	0- 0		0- 0	NEUTRAL	1- 0		0- 2	4- 2			
9- 5	0- 0		0- 0	NON-CONFERENCE	1- 0		0- 2	8- 3			
1- 0	0- 0		0- 0	HOME	0- 0		0- 0	1- 0			
3- 1	0- 0		0- 0	AWAY	0- 0		0- 0	3- 1			
5- 4	0- 0		0- 0	NEUTRAL	1- 0		0- 2	4- 2			
4- 8	0- 0		0- 5	CONFERENCE	0- 2		1- 1	3- 0			
2- 4	0- 0		0- 3	HOME	0- 1		1- 0	1- 0			
2- 4	0- 0		0- 2	AWAY	0- 1		0- 1	2- 0			
0- 0	0- 0		0- 0	NEUTRAL	0- 0		0- 0	0- 0			
RPI S	Opponent	Score	RPI S	Opponent	Score	RPI S	Opponent	Score	RPI S	Opponent	Score
			35 A	Wichita St.	0 3	62 A	Southern Ill.	1 3	104 N	Bowling Green	1 3
			35 H	Wichita St.	0 3	62 H	Southern Ill.	1 3	108 H	Illinois St.	3 0
			46 A	Missouri St.	0 3	69 N	Northeastern	3 1	126 N	North Florida	2 3
			46 H	Missouri St.	2 3				144 A	Loyola Chicago	0 3
			47 H	UNI	0 3				170 A	Fla. Atlantic	3 0
									180 N	UMKC	2 3
									202 N	Weber St.	1 3
									209 N	Ball St.	3 0
									249 A	Evansville	3 2
									249 H	Evansville	3 1
									256 N	Louisiana Tech	3 0
									271 A	Bradley	3 1
									283 A	Omaha	3 1
									288 N	Bethune-Cookman	3 0
									296 H	South Dakota St.	3 2
									298 N	Southeast Mo. St.	3 0
									301 A	Eastern Ill.	3 1
									304 A	Western Ill.	2 3
			LAST 10 GAMES								
			35 A	Wichita St.	0 3	144 A	Loyola Chicago	0 3			
			46 A	Missouri St.	0 3	47 H	UNI	0 3			
			249 H	Evansville	3 1	108 H	Illinois St.	3 0			
			62 H	Southern Ill.	1 3	46 H	Missouri St.	2 3			
			271 A	Bradley	3 1	35 H	Wichita St.	0 3			

Non-Div. I Games:

Drake

Average RPI Win: 230		WON-LOST	WINNING	LAST 10	STRENGTH OF		OPP. STRENGTH	TEAM	ADJ	CONF.	ADJ CONF.
Average RPI Loss: 115		RECORD	PCT. RANK	GAMES	SCHEDULE		OF SCHEDULE	RPI	RPI	RPI	RPI
DIV. I ONLY		11- 14	.44	202	5- 5		167	151	194	.48537	194
DIV. I NON-CONF.		6- 9	.4	223	0- 0		159	110	193	.47999	195
TOTALS		RPI 1-25	RPI 26-50		W-L RECORDS		RPI 51-100		RPI 101-150		RPI 150+
11- 14	0- 1	0- 2		OVERALL		0- 3		1- 4		10- 4	
7- 6	0- 1	0- 1		HOME		0- 1		1- 2		6- 1	
2- 6	0- 0	0- 1		AWAY		0- 2		0- 2		2- 1	
2- 2	0- 0	0- 0		NEUTRAL		0- 0		0- 0		2- 2	
6- 9	0- 1	0- 2		NON-CONFERENCE		0- 1		1- 2		5- 3	
4- 4	0- 1	0- 1		HOME		0- 1		1- 1		3- 0	
0- 3	0- 0	0- 1		AWAY		0- 0		0- 1		0- 1	
2- 2	0- 0	0- 0		NEUTRAL		0- 0		0- 0		2- 2	
5- 5	0- 0	0- 0		CONFERENCE		0- 2		0- 2		5- 1	
3- 2	0- 0	0- 0		HOME		0- 0		0- 1		3- 1	
2- 3	0- 0	0- 0		AWAY		0- 2		0- 1		2- 0	
0- 0	0- 0	0- 0		NEUTRAL		0- 0		0- 0		0- 0	
RPI S	Opponent	Score		RPI S	Opponent	Score		RPI S	Opponent	Score	
25 H	Ohio St.	0	3	29 H	Texas A&M	1	3	64 A	UTSA	2	3
				34 A	Baylor	1	3	72 H	Texas St.	1	3
								85 A	Rice	1	3
								103 H	Nevada	3	2
								114 H	UNCW	1	3
								115 A	Southern Miss.	1	3
								115 H	Southern Miss.	1	3
								148 A	SFA	0	3
								155 A	Utah Valley	2	3
								170 H	Fla. Atlantic	2	3
								177 H	UT Arlington	3	2
								186 N	San Jose St.	1	3
								213 N	Little Rock	3	1
								214 H	Indiana St.	3	0
								220 H	FIU	3	0
								247 H	UTEP	3	0
								251 N	Incarnate Word	3	0
								256 A	Louisiana Tech	3	0
								276 H	Charlotte	3	0
								282 A	UAB	3	1
								286 H	UL Lafayette	3	0
								293 N	Southern Utah	0	3
LAST 10 GAMES											
				115 A	Southern Miss.	1	3	282 A	UAB	3	1
				85 A	Rice	1	3	256 A	Louisiana Tech	3	0
				276 H	Charlotte	3	0	64 A	UTSA	2	3
				170 H	Fla. Atlantic	2	3	220 H	FIU	3	0
				247 H	UTEP	3	0	115 H	Southern Miss.	1	3

Non-Div. I Games:

North Texas

Average RPI Win:	255	WON-LOST	WINNING	LAST 10	STRENGTH OF	OPP. STRENGTH	TEAM	ADJ	CONF.	ADJ CONF.	
Average RPI Loss:	142	RECORD	PCT. RANK	GAMES	SCHEDULE	OF SCHEDULE	RPI	RPI	RPI	RPI	
DIV. I ONLY	12- 14	.46154	187	6- 4	155	272	195	.48483	195	24	24
DIV. I NON-CONF.	5- 9	.35714	236	0- 0	111	245	202	.47726	201	27	27
<hr/>											
TOTALS	RPI 1-25	RPI 26-50		W-L RECORDS		RPI 51-100		RPI 101-150		RPI 150+	
12- 14	0- 0	0- 1		OVERALL		0- 4		1- 3		11- 6	
5- 5	0- 0	0- 0		HOME		0- 0		0- 2		5- 3	
5- 5	0- 0	0- 0		AWAY		0- 2		1- 1		4- 2	
2- 4	0- 0	0- 1		NEUTRAL		0- 2		0- 0		2- 1	
<hr/>											
5- 9	0- 0	0- 1		NON-CONFERENCE		0- 4		0- 1		5- 3	
2- 2	0- 0	0- 0		HOME		0- 0		0- 0		2- 2	
1- 3	0- 0	0- 0		AWAY		0- 2		0- 1		1- 0	
2- 4	0- 0	0- 1		NEUTRAL		0- 2		0- 0		2- 1	
<hr/>											
7- 5	0- 0	0- 0		CONFERENCE		0- 0		1- 2		6- 3	
3- 3	0- 0	0- 0		HOME		0- 0		0- 2		3- 1	
4- 2	0- 0	0- 0		AWAY		0- 0		1- 0		3- 2	
0- 0	0- 0	0- 0		NEUTRAL		0- 0		0- 0		0- 0	
<hr/>											
RPI S	Opponent	Score	RPI S	Opponent	Score	RPI S	Opponent	Score	RPI S	Opponent	Score
50 N	Indiana	2 3	79 N	Princeton	1 3	114 A	UNCW	0 3	118 H	Radford	1 3
			84 A	Duke	0 3	140 A	High Point	3 2	140 H	High Point	2 3
			87 N	South Fla.	0 3	168 A	Liberty	0 3	171 H	East Carolina	2 3
			91 A	North Carolina St.	1 3	178 N	Columbia	3 0	183 N	Elon	2 3
						184 H	Navy	1 3	200 N	Mercer	3 1
						236 A	Winthrop	3 0	236 H	Winthrop	2 3
						250 H	UNC Asheville	3 0	261 A	San Francisco	3 2
						279 A	Gardner-Webb	3 0	281 A	Charleston So.	2 3
						281 H	Charleston So.	3 2	300 H	N.C. A&T	3 0
						303 A	Presbyterian	3 0	303 H	Presbyterian	3 0
						333 H	South Carolina St.	3 0			
<hr/>											
LAST 10 GAMES											
281 H	Charleston So.	3 2	168 A	Liberty	0 3						
236 H	Winthrop	2 3	303 H	Presbyterian	3 0						
303 A	Presbyterian	3 0	140 H	High Point	2 3						
140 A	High Point	3 2	281 A	Charleston So.	2 3						
279 A	Gardner-Webb	3 0	236 A	Winthrop	3 0						

Non-Div. I Games:

Campbell

Average RPI Win:	219	WON-LOST RECORD	WINNING PCT. RANK	LAST 10 GAMES	STRENGTH OF SCHEDULE	OPP. STRENGTH OF SCHEDULE	TEAM RPI	ADJ RPI	CONF. RPI	ADJ CONF. RPI		
DIV. I ONLY		13- 16	.44828	198	5- 5	180	142	196	.48385	196	13	13
DIV. I NON-CONF.		9- 8	.52941	166	2- 0	216	201	186	.48673	185	13	13
<hr/>												
TOTALS	RPI 1-25	RPI 26-50		W-L RECORDS		RPI 51-100		RPI 101-150		RPI 150+		
13- 16	0- 1	0- 2		OVERALL		1- 3		1- 3		11- 7		
3- 6	0- 0	0- 1		HOME		0- 0		0- 1		3- 4		
8- 6	0- 0	0- 1		AWAY		1- 1		0- 2		7- 2		
2- 4	0- 1	0- 0		NEUTRAL		0- 2		1- 0		1- 1		
9- 8	0- 1	0- 0		NON-CONFERENCE		0- 2		1- 1		8- 4		
2- 2	0- 0	0- 0		HOME		0- 0		0- 0		2- 2		
5- 2	0- 0	0- 0		AWAY		0- 0		0- 1		5- 1		
2- 4	0- 1	0- 0		NEUTRAL		0- 2		1- 0		1- 1		
4- 8	0- 0	0- 2		CONFERENCE		1- 1		0- 2		3- 3		
1- 4	0- 0	0- 1		HOME		0- 0		0- 1		1- 2		
3- 4	0- 0	0- 1		AWAY		1- 1		0- 1		2- 1		
0- 0	0- 0	0- 0		NEUTRAL		0- 0		0- 0		0- 0		
RPI	S	Opponent	Score	RPI	S	Opponent	Score	RPI	S	Opponent	Score	
25	N	Ohio St.	0 3	38	A	Cleveland St.	0 3	54	N	Hofstra	2 3	
				38	H	Cleveland St.	1 3	78	N	New Mexico St.	0 3	
								89	A	Green Bay	1 3	
								100	A	Oakland	3 0	
								104	A	Bowling Green	0 3	
								129	A	Northern Ky.	0 3	
								129	H	Northern Ky.	0 3	
								145	N	Austin Peay	3 1	
								152	H	Milwaukee	1 3	
								153	N	UNCG	1 3	
								154	A	Army West Point	3 2	
								156	A	Ill.-Chicago	3 2	
								157	N	CSU Bakersfield	3 1	
								179	H	Duquesne	1 3	
								192	A	Wright St.	2 3	
								192	H	Wright St.	3 2	
								209	A	Ball St.	1 3	
								219	H	Central Mich.	1 3	
								221	A	Youngstown St.	3 1	
								221	H	Youngstown St.	2 3	
								239	A	Fort Wayne	3 1	
								275	A	Troy	3 1	
								296	H	South Dakota St.	3 0	
								298	H	Southeast Mo. St.	3 0	
								304	A	Western Ill.	3 0	
								310	A	Chicago St.	3 0	
				LAST 10 GAMES								
				221	A	Youngstown St.	3 1	310	A	Chicago St.	3 0	
				38	A	Cleveland St.	0 3	152	H	Milwaukee	1 3	
				239	A	Fort Wayne	3 1	100	A	Oakland	3 0	
				129	H	Northern Ky.	0 3	192	A	Wright St.	2 3	
				192	H	Wright St.	3 2	129	A	Northern Ky.	0 3	

Non-Div. I Games:

Valparaiso

Average RPI Win: 198		WON-LOST	WINNING	LAST 10	STRENGTH OF		OPP. STRENGTH	TEAM	ADJ	CONF.	ADJ CONF.
Average RPI Loss: 75		RECORD	PCT. RANK	GAMES	SCHEDULE		OF SCHEDULE	RPI	RPI	RPI	RPI
DIV. I ONLY		6- 16	.27273	276	4- 6		78	65	197	.48375	197
DIV. I NON-CONF.		1- 9	.1	309	0- 0		101	57	250	.4357	249
TOTALS		RPI 1-25	RPI 26-50		W-L RECORDS		RPI 51-100		RPI 101-150		RPI 150+
6- 16	0- 3	0- 4		OVERALL		1- 5		1- 2		4- 2	
4- 7	0- 1	0- 1		HOME		0- 4		1- 0		3- 1	
2- 5	0- 2	0- 2		AWAY		1- 1		0- 0		1- 0	
0- 4	0- 0	0- 1		NEUTRAL		0- 0		0- 2		0- 1	
1- 9	0- 1	0- 2		NON-CONFERENCE		0- 2		0- 2		1- 2	
1- 4	0- 1	0- 0		HOME		0- 2		0- 0		1- 1	
0- 1	0- 0	0- 1		AWAY		0- 0		0- 0		0- 0	
0- 4	0- 0	0- 1		NEUTRAL		0- 0		0- 2		0- 1	
5- 7	0- 2	0- 2		CONFERENCE		1- 3		1- 0		3- 0	
3- 3	0- 0	0- 1		HOME		0- 2		1- 0		2- 0	
2- 4	0- 2	0- 1		AWAY		1- 1		0- 0		1- 0	
0- 0	0- 0	0- 0		NEUTRAL		0- 0		0- 0		0- 0	
RPI S	Opponent	Score	RPI S	Opponent	Score	RPI S	Opponent	Score	RPI S	Opponent	Score
13 A	North Carolina	0 3	43 H	Notre Dame	0 3	54 H	Hofstra	0 3	108 N	Illinois St.	0 3
23 A	Florida St.	0 3	44 N	Iowa St.	0 3	84 H	Duke	1 3	113 N	Oregon St.	0 3
24 H	Penn St.	0 3	47 A	UNI	0 3	90 A	Miami (FL)	3 1	142 H	Louisville	3 2
			48 A	Georgia Tech	0 3	91 A	North Carolina St.	2 3	151 N	Northwestern	2 3
						91 H	North Carolina St.	0 3	172 H	Colgate	1 3
						93 H	UConn	1 3	222 A	Clemson	3 1
									223 H	Wake Forest	3 2
									228 H	Boston College	3 1
									284 H	Siena	3 1
LAST 10 GAMES											
	84 H Duke	1 3		222 A Clemson	3 1						
	223 H Wake Forest	3 2		142 H Louisville	3 2						
	13 A North Carolina	0 3		43 H Notre Dame	0 3						
	91 A North Carolina St.	2 3		90 A Miami (FL)	3 1						
	48 A Georgia Tech	0 3		23 A Florida St.	0 3						

Non-Div. I Games:

Syracuse

Average RPI Win:	208	WON-LOST	WINNING	LAST 10	STRENGTH OF	OPP. STRENGTH	TEAM	ADJ	CONF.	ADJ CONF.	
Average RPI Loss:	113	RECORD	PCT. RANK	GAMES	SCHEDULE	OF SCHEDULE	RPI	RPI	RPI	RPI	
DIV. I ONLY	8- 17	.32	255	3- 7	83	150	198	.48327	198	15	15
DIV. I NON-CONF.	5- 8	.38462	225	0- 0	59	123	136	.52213	137	14	14
<hr/>											
TOTALS	RPI 1-25	RPI 26-50		W-L RECORDS		RPI 51-100		RPI 101-150		RPI 150+	
8- 17	0- 0	0- 3		OVERALL		1- 6		2- 3		5- 5	
5- 5	0- 0	0- 1		HOME		1- 2		1- 0		3- 2	
1- 9	0- 0	0- 1		AWAY		0- 3		0- 2		1- 3	
2- 3	0- 0	0- 1		NEUTRAL		0- 1		1- 1		1- 0	
<hr/>											
5- 8	0- 0	0- 2		NON-CONFERENCE		1- 4		1- 1		3- 1	
2- 2	0- 0	0- 0		HOME		1- 1		0- 0		1- 1	
1- 3	0- 0	0- 1		AWAY		0- 2		0- 0		1- 0	
2- 3	0- 0	0- 1		NEUTRAL		0- 1		1- 1		1- 0	
<hr/>											
3- 9	0- 0	0- 1		CONFERENCE		0- 2		1- 2		2- 4	
3- 3	0- 0	0- 1		HOME		0- 1		1- 0		2- 1	
0- 6	0- 0	0- 0		AWAY		0- 1		0- 2		0- 3	
0- 0	0- 0	0- 0		NEUTRAL		0- 0		0- 0		0- 0	
<hr/>											
RPI S	Opponent	Score	RPI S	Opponent	Score	RPI S	Opponent	Score	RPI S	Opponent	Score
			36 H	Miami (OH)	0 3	58 N	UCF	0 3	102 H	Toledo	3 0
			38 N	Cleveland St.	1 3	62 A	Southern Ill.	0 3	104 A	Bowling Green	0 3
			43 A	Notre Dame	0 3	67 A	Northern Ill.	1 3	110 N	Northern Ariz.	1 3
						67 H	Northern Ill.	1 3	146 A	Ohio	0 3
						77 H	Tennessee	1 3	150 N	Seton Hall	3 0
						82 H	Xavier	3 1	152 H	Milwaukee	2 3
						100 A	Oakland	0 3	203 A	Kent St.	2 3
									209 H	Ball St.	1 3
									214 A	Indiana St.	3 2
									219 A	Central Mich.	2 3
									225 A	Eastern Mich.	1 3
									239 H	Fort Wayne	3 2
									271 N	Bradley	3 1
									295 H	Akron	3 0
									313 H	Buffalo	3 1
<hr/>											
LAST 10 GAMES											
			104 A	Bowling Green	0 3	295 H	Akron	3 0			
			67 H	Northern Ill.	1 3	209 H	Ball St.	1 3			
			146 A	Ohio	0 3	102 H	Toledo	3 0			
			203 A	Kent St.	2 3	219 A	Central Mich.	2 3			
			313 H	Buffalo	3 1	225 A	Eastern Mich.	1 3			

Non-Div. I Games:

Western Mich.

Average RPI Win:		208	WON-LOST RECORD		WINNING PCT. RANK		LAST 10 GAMES		STRENGTH OF SCHEDULE		OPP. STRENGTH OF SCHEDULE		TEAM RPI		ADJ RPI		CONF. RPI		ADJ CONF. RPI	
DIV. I ONLY		9- 15		.375 235		3- 7		129		158		200		.48013 199		16		16		
DIV. I NON-CONF.		5- 7		.41667 212		0- 0		102		111		155		.508 155		17		17		
TOTALS		RPI 1-25		RPI 26-50		W-L RECORDS		RPI 51-100		RPI 101-150		RPI 150+								
9- 15		0- 1		0- 1		OVERALL		0- 2		2- 6		7- 5								
3- 6		0- 0		0- 0		HOME		0- 1		1- 4		2- 1								
3- 7		0- 1		0- 1		AWAY		0- 0		1- 2		2- 3								
3- 2		0- 0		0- 0		NEUTRAL		0- 1		0- 0		3- 1								
5- 7		0- 1		0- 1		NON-CONFERENCE		0- 2		1- 1		4- 2								
1- 2		0- 0		0- 0		HOME		0- 1		0- 1		1- 0								
1- 3		0- 1		0- 1		AWAY		0- 0		1- 0		0- 1								
3- 2		0- 0		0- 0		NEUTRAL		0- 1		0- 0		3- 1								
4- 8		0- 0		0- 0		CONFERENCE		0- 0		1- 5		3- 3								
2- 4		0- 0		0- 0		HOME		0- 0		1- 3		1- 1								
2- 4		0- 0		0- 0		AWAY		0- 0		0- 2		2- 2								
0- 0		0- 0		0- 0		NEUTRAL		0- 0		0- 0		0- 0								
RPI	S	Opponent		Score		RPI	S	Opponent		Score		RPI	S	Opponent		Score				
10	A	Washington		1	3	28	A	Washington St.		0	3	56	N	Villanova		0	3			
												71	H	Wyoming		2	3			
														110	H	Northern Ariz.		2	3	
														113	H	Oregon St.		0	3	
														127	H	Northern Colo.		1	3	
														131	A	New Mexico		3	2	
														132	H	Idaho St.		3	1	
														139	A	Portland St.		1	3	
														141	A	Sacramento St.		0	3	
														149	H	North Dakota		1	3	
														158	N	Fairfield		3	1	
														160	A	Seattle		2	3	
														189	A	Eastern Wash.		3	1	
														189	H	Eastern Wash.		2	3	
														202	A	Weber St.		1	3	
														210	N	UMES		3	1	
														218	N	George Washington		0	3	
														232	A	Montana St.		3	1	
														258	N	Abilene Christian		3	1	
														267	A	Montana		2	3	
														273	H	Tennessee Tech		3	1	
														293	H	Southern Utah		3	2	
LAST 10 GAMES																				
						189	A	Eastern Wash.		3	1	202	A	Weber St.		1	3			
						132	H	Idaho St.		3	1	110	H	Northern Ariz.		2	3			
						139	A	Portland St.		1	3	293	H	Southern Utah		3	2			
						141	A	Sacramento St.		0	3	127	H	Northern Colo.		1	3			
						189	H	Eastern Wash.		2	3	149	H	North Dakota		1	3			

Non-Div. I Games:

Idaho

Average RPI Win: 239		WON-LOST	WINNING	LAST 10	STRENGTH OF	OPP. STRENGTH	TEAM	ADJ	CONF.	ADJ CONF.					
Average RPI Loss: 163		RECORD	PCT. RANK	GAMES	SCHEDULE	OF SCHEDULE	RPI	RPI	RPI	RPI					
DIV. I ONLY		12- 11	.52174	162	3- 7	228	241	202	.47953	200	21	21			
DIV. I NON-CONF.		8- 4	.66667	86	0- 0	260	242	171	.49978	171	22	22			
<hr/>															
TOTALS		RPI 1-25		RPI 26-50		W-L RECORDS		RPI 51-100		RPI 101-150		RPI 150+			
12- 11		0- 0		0- 0		OVERALL		1- 1		0- 4		11- 6			
6- 2		0- 0		0- 0		HOME		1- 0		0- 1		5- 1			
2- 7		0- 0		0- 0		AWAY		0- 0		0- 3		2- 4			
4- 2		0- 0		0- 0		NEUTRAL		0- 1		0- 0		4- 1			
8- 4		0- 0		0- 0		NON-CONFERENCE		1- 1		0- 1		7- 2			
3- 0		0- 0		0- 0		HOME		1- 0		0- 0		2- 0			
1- 2		0- 0		0- 0		AWAY		0- 0		0- 1		1- 1			
4- 2		0- 0		0- 0		NEUTRAL		0- 1		0- 0		4- 1			
4- 7		0- 0		0- 0		CONFERENCE		0- 0		0- 3		4- 4			
3- 2		0- 0		0- 0		HOME		0- 0		0- 1		3- 1			
1- 5		0- 0		0- 0		AWAY		0- 0		0- 2		1- 3			
0- 0		0- 0		0- 0		NEUTRAL		0- 0		0- 0		0- 0			
RPI	S	Opponent	Score	RPI	S	Opponent	Score	RPI	S	Opponent	Score				
						87 N	South Fla.	1		3	121 A	ETSU	0		3
						97 H	Towson	3		2	126 A	North Florida	0		3
											135 A	Samford	1		3
											135 H	Samford	0		3
											153 H	UNCG	3		2
											161 A	Chattanooga	0		3
											161 H	Chattanooga	0		3
											190 A	Belmont	2		3
											195 N	Campbell	1		3
											207 H	Furman	3		0
											212 N	William & Mary	3		1
											220 N	FIU	3		0
											224 A	Wofford	2		3
											235 H	USC Upstate	3		1
											242 N	Georgia St.	3		0
											263 A	Western Caro.	2		3
											276 A	Charlotte	3		1
											294 A	The Citadel	3		1
											294 H	The Citadel	3		1
											314 N	Nicholls St.	3		0
											329 H	Fairleigh Dickinson	3		1
LAST 10 GAMES															
						135 H	Samford	0		3	263 A	Western Caro.	2		3
						161 A	Chattanooga	0		3	135 A	Samford	1		3
						121 A	ETSU	0		3	161 H	Chattanooga	0		3
						294 H	The Citadel	3		1	153 H	UNCG	3		2
						207 H	Furman	3		0	224 A	Wofford	2		3

Non-Div. I Games:

Mercer

Average RPI Win: 273		WON-LOST RECORD		WINNING PCT. RANK		LAST 10 GAMES		STRENGTH OF SCHEDULE		OPP. STRENGTH OF SCHEDULE		TEAM RPI		ADJ RPI		CONF. RPI		ADJ CONF. RPI	
DIV. I ONLY		14- 14		.5 173		5- 5		202		263		201		.47849 201		26		26	
DIV. I NON-CONF.		9- 7		.5625 144		2- 0		164		235		156		.50746 156		26		26	
TOTALS		RPI 1-25		RPI 26-50		W-L RECORDS		RPI 51-100		RPI 101-150		RPI 150+							
14- 14		0- 2		0- 1		OVERALL		0- 2		0- 3		14- 6							
6- 3		0- 0		0- 0		HOME		0- 1		0- 1		6- 1							
4- 7		0- 1		0- 0		AWAY		0- 0		0- 2		4- 4							
4- 4		0- 1		0- 1		NEUTRAL		0- 1		0- 0		4- 1							
9- 7		0- 2		0- 1		NON-CONFERENCE		0- 2		0- 1		9- 1							
2- 1		0- 0		0- 0		HOME		0- 1		0- 0		2- 0							
3- 2		0- 1		0- 0		AWAY		0- 0		0- 1		3- 0							
4- 4		0- 1		0- 1		NEUTRAL		0- 1		0- 0		4- 1							
5- 7		0- 0		0- 0		CONFERENCE		0- 0		0- 2		5- 5							
4- 2		0- 0		0- 0		HOME		0- 0		0- 1		4- 1							
1- 5		0- 0		0- 0		AWAY		0- 0		0- 1		1- 4							
0- 0		0- 0		0- 0		NEUTRAL		0- 0		0- 0		0- 0							
RPI S	Opponent	Score		RPI S	Opponent	Score		RPI S	Opponent	Score		RPI S	Opponent	Score					
11 N	Michigan	0	3	48 N	Georgia Tech	0	3	85 H	Rice	1	3	117 A	SIUE	0	3				
14 A	Kansas St.	0	3					96 N	Ole Miss	0	3	124 A	Butler	0	3				
												145 H	Austin Peay	0	3				
												159 H	Murray St.	0	3				
												161 A	Chattanooga	3	1				
												190 A	Belmont	0	3				
												190 H	Belmont	3	2				
												192 N	Wright St.	1	3				
												248 A	Alabama St.	3	2				
												252 N	Texas Southern	3	0				
												257 A	Eastern Ky.	0	3				
												260 A	Morehead St.	3	2				
												262 A	UT Martin	2	3				
												269 H	Middle Tenn.	3	1				
												273 H	Tennessee Tech	3	2				
												290 H	Jacksonville St.	3	2				
												297 N	Appalachian St.	3	1				
												298 A	Southeast Mo. St.	1	3				
												301 H	Eastern Ill.	3	0				
												318 A	Alabama A&M	3	0				
												318 H	Alabama A&M	3	0				
												318 N	Alabama A&M	3	0				
												325 N	Jackson St.	3	1				
				LAST 10 GAMES															
				301 H	Eastern Ill.	3	0	262 A	UT Martin	2	3								
				190 H	Belmont	3	2	318 A	Alabama A&M	3	0								
				145 H	Austin Peay	0	3	260 A	Morehead St.	3	2								
				159 H	Murray St.	0	3	257 A	Eastern Ky.	0	3								
				298 A	Southeast Mo. St.	1	3	269 H	Middle Tenn.	3	1								

Non-Div. I Games:

Tennessee St.

Average RPI Win:	245	WON-LOST	WINNING	LAST 10	STRENGTH OF	OPP. STRENGTH	TEAM	ADJ	CONF.	ADJ CONF.		
Average RPI Loss:	152	RECORD	PCT. RANK	GAMES	SCHEDULE	OF SCHEDULE	RPI	RPI	RPI	RPI		
DIV. I ONLY	13- 8	.61905	109	3- 7	294	207	199	.47828	202	16	16	
DIV. I NON-CONF.	9- 0	1	1	0- 0	327	260	126	.52823	131	17	17	
<hr/>												
TOTALS	RPI 1-25	RPI 26-50		W-L RECORDS		RPI 51-100		RPI 101-150		RPI 150+		
13- 8	0- 0	0- 0		OVERALL		0- 0		1- 6		12- 2		
2- 4	0- 0	0- 0		HOME		0- 0		1- 4		1- 0		
5- 4	0- 0	0- 0		AWAY		0- 0		0- 2		5- 2		
6- 0	0- 0	0- 0		NEUTRAL		0- 0		0- 0		6- 0		
<hr/>												
9- 0	0- 0	0- 0		NON-CONFERENCE		0- 0		0- 0		9- 0		
0- 0	0- 0	0- 0		HOME		0- 0		0- 0		0- 0		
3- 0	0- 0	0- 0		AWAY		0- 0		0- 0		3- 0		
6- 0	0- 0	0- 0		NEUTRAL		0- 0		0- 0		6- 0		
<hr/>												
4- 8	0- 0	0- 0		CONFERENCE		0- 0		1- 6		3- 2		
2- 4	0- 0	0- 0		HOME		0- 0		1- 4		1- 0		
2- 4	0- 0	0- 0		AWAY		0- 0		0- 2		2- 2		
0- 0	0- 0	0- 0		NEUTRAL		0- 0		0- 0		0- 0		
<hr/>												
RPI S	Opponent	Score	RPI S	Opponent	Score	RPI S	Opponent	Score	RPI S	Opponent	Score	
									110 A	Northern Ariz.	0	3
									127 H	Northern Colo.	2	3
									132 A	Idaho St.	0	3
									132 H	Idaho St.	0	3
									139 H	Portland St.	3	1
									141 H	Sacramento St.	1	3
									149 H	North Dakota	1	3
									188 A	Houston Baptist	3	0
									189 A	Eastern Wash.	2	3
									193 N	Drake	3	1
									199 H	Idaho	3	1
									211 N	Houston	3	1
									232 A	Montana St.	2	3
									241 N	Air Force	3	0
									267 A	Montana	3	1
									278 A	Cal St. Fullerton	3	1
									286 N	UL Lafayette	3	1
									293 A	Southern Utah	3	2
									294 N	The Citadel	3	0
									298 N	Southeast Mo. St.	3	1
304 A	Western Ill.	3	1									
<hr/>												
			LAST 10 GAMES									
			132 H Idaho St.			0	3	199 H Idaho			3	1
			189 A Eastern Wash.			2	3	267 A Montana			3	1
			149 H North Dakota			1	3	232 A Montana St.			2	3
			127 H Northern Colo.			2	3	110 A Northern Ariz.			0	3
			132 A Idaho St.			0	3	293 A Southern Utah			3	2

Non-Div. I Games:

Weber St.

Non-Div. I Games:

Kent St.

Average RPI Win: 271		WON-LOST	WINNING	LAST 10	STRENGTH OF		OPP. STRENGTH	TEAM	ADJ		CONF.	ADJ CONF.	
Average RPI Loss: 181		RECORD	PCT. RANK	GAMES	SCHEDULE		OF SCHEDULE	RPI	RPI		RPI	RPI	
DIV. I ONLY		14- 7	.66667	78	6- 4		308	281	204	.47584	204	23	
DIV. I NON-CONF.		9- 4	.69231	74	1- 1		311	306	214	.46798	214	24	
TOTALS		RPI 1-25	RPI 26-50		W-L RECORDS		RPI 51-100		RPI 101-150		RPI 150+		
14- 7	0- 0	0- 0		OVERALL		0- 0		0- 1		14- 6			
7- 3	0- 0	0- 0		HOME		0- 0		0- 1		7- 2			
4- 4	0- 0	0- 0		AWAY		0- 0		0- 0		4- 4			
3- 0	0- 0	0- 0		NEUTRAL		0- 0		0- 0		3- 0			
9- 4	0- 0	0- 0		NON-CONFERENCE		0- 0		0- 0		9- 4			
5- 1	0- 0	0- 0		HOME		0- 0		0- 0		5- 1			
1- 3	0- 0	0- 0		AWAY		0- 0		0- 0		1- 3			
3- 0	0- 0	0- 0		NEUTRAL		0- 0		0- 0		3- 0			
5- 3	0- 0	0- 0		CONFERENCE		0- 0		0- 1		5- 2			
2- 2	0- 0	0- 0		HOME		0- 0		0- 1		2- 1			
3- 1	0- 0	0- 0		AWAY		0- 0		0- 0		3- 1			
0- 0	0- 0	0- 0		NEUTRAL		0- 0		0- 0		0- 0			
RPI S	Opponent	Score	RPI S	Opponent	Score	RPI S	Opponent	Score	RPI S	Opponent	Score		
									107 H	Albany (NY)	1	3	
									166 A	Howard	1	3	
									173 A	Virginia Tech	0	3	
									174 A	New Hampshire	0	3	
									174 H	New Hampshire	1	3	
									178 A	Columbia	3	0	
									208 H	Binghamton	3	0	
									218 A	George Washington	2	3	
									236 H	Winthrop	3	0	
									238 N	Providence	3	1	
									246 A	Stony Brook	3	2	
									246 H	Stony Brook	3	2	
									255 H	Robert Morris	2	3	
									274 A	UMass Lowell	3	0	
									292 A	Hartford	3	2	
									295 H	Akron	3	1	
									307 H	Loyola Maryland	3	0	
									311 H	Morgan St.	3	0	
									312 N	St. Francis Brooklyn	3	2	
									320 N	Norfolk St.	3	0	
									327 H	Delaware St.	3	1	
LAST 10 GAMES													
						174 H	New Hampshire	1	3	208 H	Binghamton	3	0
						218 A	George Washington	2	3	107 H	Albany (NY)	1	3
						246 A	Stony Brook	3	2	174 A	New Hampshire	0	3
						274 A	UMass Lowell	3	0	246 H	Stony Brook	3	2
						292 A	Hartford	3	2	178 A	Columbia	3	0

Non-Div. I Games:

UMBC

Average RPI Win:	233	WON-LOST RECORD	WINNING PCT. RANK	LAST 10 GAMES	STRENGTH OF SCHEDULE	OPP. STRENGTH OF SCHEDULE	TEAM RPI	ADJ RPI	CONF. RPI	ADJ CONF. RPI					
DIV. I ONLY		10- 10	.5	173	5- 5	232	219	205	.47529	205	17	17			
DIV. I NON-CONF.		6- 4	.6	122	1- 0	269	230	194	.48057	193	21	21			
<hr/>															
TOTALS	RPI 1-25	RPI 26-50		W-L RECORDS		RPI 51-100		RPI 101-150		RPI 150+					
10- 10	0- 0	0- 0		OVERALL		0- 3		0- 2		10- 5					
4- 4	0- 0	0- 0		HOME		0- 2		0- 1		4- 1					
4- 4	0- 0	0- 0		AWAY		0- 0		0- 1		4- 3					
2- 2	0- 0	0- 0		NEUTRAL		0- 1		0- 0		2- 1					
<hr/>															
6- 4	0- 0	0- 0		NON-CONFERENCE		0- 2		0- 0		6- 2					
2- 1	0- 0	0- 0		HOME		0- 1		0- 0		2- 0					
2- 1	0- 0	0- 0		AWAY		0- 0		0- 0		2- 1					
2- 2	0- 0	0- 0		NEUTRAL		0- 1		0- 0		2- 1					
<hr/>															
4- 6	0- 0	0- 0		CONFERENCE		0- 1		0- 2		4- 3					
2- 3	0- 0	0- 0		HOME		0- 1		0- 1		2- 1					
2- 3	0- 0	0- 0		AWAY		0- 0		0- 1		2- 2					
0- 0	0- 0	0- 0		NEUTRAL		0- 0		0- 0		0- 0					
<hr/>															
RPI	S	Opponent	Score	RPI	S	Opponent	Score	RPI	S	Opponent	Score				
				70 H James Madison				0	3	101 A Yale		1	3		
				79 H Princeton				0	3	101 H Yale		1	3		
				100 N Oakland				1	3	172 H Colgate		3	1		
										178 A Columbia		2	3		
										178 H Columbia		3	1		
										180 A UMKC		0	3		
										187 H Penn		3	2		
										206 H Marist		3	1		
										208 A Binghamton		3	2		
										216 A Harvard		3	2		
										237 A Dartmouth		2	3		
										259 A Brown		3	1		
										259 H Brown		2	3		
										271 N Bradley		0	3		
										283 N Omaha		3	1		
						308 A Bucknell		3	0						
						313 N Buffalo		3	1						
<hr/>															
				LAST 10 GAMES											
				259 A Brown				3	1	208 A Binghamton				3	2
				101 A Yale				1	3	79 H Princeton				0	3
				178 H Columbia				3	1	187 H Penn				3	2
				216 A Harvard				3	2	101 H Yale				1	3
				237 A Dartmouth				2	3	259 H Brown				2	3

Non-Div. I Games:

Cornell

Average RPI Win:		300	WON-LOST RECORD		WINNING PCT. RANK		LAST 10 GAMES		STRENGTH OF SCHEDULE		OPP. STRENGTH OF SCHEDULE		TEAM RPI		ADJ RPI		CONF. RPI		ADJ CONF. RPI	
Average RPI Loss:		141																		
DIV. I ONLY			11- 14		.44 202		7- 3		159		299		206		.47353 206		30		30	
DIV. I NON-CONF.			1- 10		.09091 313		1- 0		56		148		234		.44967 234		31		31	
TOTALS		RPI 1-25		RPI 26-50		W-L RECORDS		RPI 51-100		RPI 101-150		RPI 150+								
11- 14		0- 1		0- 1		OVERALL		0- 3		0- 1		11- 8								
6- 2		0- 0		0- 0		HOME		0- 0		0- 0		6- 2								
5- 6		0- 0		0- 0		AWAY		0- 2		0- 0		5- 4								
0- 6		0- 1		0- 1		NEUTRAL		0- 1		0- 1		0- 2								
1- 10		0- 1		0- 1		NON-CONFERENCE		0- 3		0- 1		1- 4								
0- 1		0- 0		0- 0		HOME		0- 0		0- 0		0- 1								
1- 3		0- 0		0- 0		AWAY		0- 2		0- 0		1- 1								
0- 6		0- 1		0- 1		NEUTRAL		0- 1		0- 1		0- 2								
10- 4		0- 0		0- 0		CONFERENCE		0- 0		0- 0		10- 4								
6- 1		0- 0		0- 0		HOME		0- 0		0- 0		6- 1								
4- 3		0- 0		0- 0		AWAY		0- 0		0- 0		4- 3								
0- 0		0- 0		0- 0		NEUTRAL		0- 0		0- 0		0- 0								
RPI	S	Opponent		Score		RPI	S	Opponent		Score		RPI	S	Opponent		Score				
12	N	Michigan St.		0	3	50	N	Indiana		0	3	66	A	FGCU		0	3			
												70	N	James Madison		1	3			
												80	A	San Diego St.		0	3			
												134	N	Denver		0	3			
												154	H	Army West Point		0	3			
												158	A	Fairfield		0	3			
												158	H	Fairfield		1	3			
												172	N	Colgate		0	3			
												182	N	South Ala.		1	3			
												205	A	Cornell		1	3			
												254	A	Quinnipiac		2	3			
												254	H	Quinnipiac		3	0			
												280	H	Rider		3	1			
												284	A	Siena		1	3			
												284	H	Siena		3	0			
												291	A	Niagara		3	2			
												291	H	Niagara		3	2			
												305	A	NJIT		3	1			
												309	A	Manhattan		3	0			
												315	A	Iona		3	1			
												319	A	Canisius		3	1			
												319	H	Canisius		3	2			
												331	H	Saint Peter's		3	0			
LAST 10 GAMES																				
						319	A	Canisius		3	1	158	A	Fairfield		0	3			
						291	A	Niagara		3	2	254	A	Quinnipiac		2	3			
						254	H	Quinnipiac		3	0	331	H	Saint Peter's		3	0			
						305	A	NJIT		3	1	280	H	Rider		3	1			
						284	A	Siena		1	3	309	A	Manhattan		3	0			

Non-Div. I Games:

Marist

Average RPI Win:	211	WON-LOST	WINNING	LAST 10	STRENGTH OF	OPP. STRENGTH	TEAM	ADJ	CONF.	ADJ CONF.	
Average RPI Loss:	156	RECORD	PCT. RANK	GAMES	SCHEDULE	OF SCHEDULE	RPI	RPI	RPI	RPI	
DIV. I ONLY	9- 15	.375	235	3- 7	153	197	208	.46963	207	21	21
DIV. I NON-CONF.	4- 8	.33333	243	0- 0	125	113	204	.47711	203	22	22
<hr/>											
TOTALS	RPI 1-25	RPI 26-50		W-L RECORDS	RPI 51-100		RPI 101-150		RPI 150+		
9- 15	0- 0	0- 3		OVERALL	0- 2		2- 1		7- 9		
5- 2	0- 0	0- 0		HOME	0- 0		1- 0		4- 2		
2- 9	0- 0	0- 2		AWAY	0- 1		1- 1		1- 5		
2- 4	0- 0	0- 1		NEUTRAL	0- 1		0- 0		2- 2		
<hr/>											
4- 8	0- 0	0- 3		NON-CONFERENCE	0- 2		1- 0		3- 3		
1- 0	0- 0	0- 0		HOME	0- 0		0- 0		1- 0		
1- 4	0- 0	0- 2		AWAY	0- 1		1- 0		0- 1		
2- 4	0- 0	0- 1		NEUTRAL	0- 1		0- 0		2- 2		
<hr/>											
5- 7	0- 0	0- 0		CONFERENCE	0- 0		1- 1		4- 6		
4- 2	0- 0	0- 0		HOME	0- 0		1- 0		3- 2		
1- 5	0- 0	0- 0		AWAY	0- 0		0- 1		1- 4		
0- 0	0- 0	0- 0		NEUTRAL	0- 0		0- 0		0- 0		
<hr/>											
RPI S	Opponent	Score	RPI S	Opponent	Score	RPI S	Opponent	Score	RPI S	Opponent	Score
			36 A	Miami (OH)	0 3	60 N	Pacific	1 3	112 A	Auburn	3 1
			42 A	Cincinnati	0 3	88 A	South Carolina	0 3	121 H	ETSU	3 2
			48 N	Georgia Tech	0 3				135 A	Samford	1 3
									153 A	UNCG	0 3
									153 H	UNCG	3 1
									161 H	Chattanooga	0 3
									168 N	Liberty	1 3
									200 A	Mercer	0 3
									222 N	Clemson	3 2
									224 A	Wofford	3 1
									224 H	Wofford	0 3
									230 A	Davidson	0 3
									235 N	USC Upstate	3 0
									236 N	Winthrop	2 3
									263 A	Western Caro.	0 3
									263 H	Western Caro.	3 0
									276 H	Charlotte	3 1
									294 A	The Citadel	2 3
									294 H	The Citadel	3 1
<hr/>											
LAST 10 GAMES											
			263 A	Western Caro.	0 3	200 A	Mercer	0 3			
			161 H	Chattanooga	0 3	294 H	The Citadel	3 1			
			135 A	Samford	1 3	224 H	Wofford	0 3			
			224 A	Wofford	3 1	153 A	UNCG	0 3			
			294 A	The Citadel	2 3	263 H	Western Caro.	3 0			

Non-Div. I Games:

Furman

Average RPI Win:	255	WON-LOST RECORD	WINNING PCT. RANK	LAST 10 GAMES	STRENGTH OF SCHEDULE	OPP. STRENGTH OF SCHEDULE	TEAM RPI	ADJ RPI	CONF. RPI	ADJ CONF. RPI		
DIV. I ONLY		12- 11	.52174	162	6- 4	251	243	207	.46947	208	23	23
DIV. I NON-CONF.		6- 8	.42857	207	0- 1	230	249	231	.44992	233	24	24
<hr/>												
TOTALS	RPI 1-25	RPI 26-50		W-L RECORDS		RPI 51-100		RPI 101-150		RPI 150+		
12- 11	0- 0	0- 0		OVERALL		0- 4		1- 1		11- 6		
3- 2	0- 0	0- 0		HOME		0- 0		0- 1		3- 1		
5- 5	0- 0	0- 0		AWAY		0- 2		1- 0		4- 3		
4- 4	0- 0	0- 0		NEUTRAL		0- 2		0- 0		4- 2		
<hr/>												
6- 8	0- 0	0- 0		NON-CONFERENCE		0- 4		0- 0		6- 4		
0- 1	0- 0	0- 0		HOME		0- 0		0- 0		0- 1		
2- 3	0- 0	0- 0		AWAY		0- 2		0- 0		2- 1		
4- 4	0- 0	0- 0		NEUTRAL		0- 2		0- 0		4- 2		
<hr/>												
6- 3	0- 0	0- 0		CONFERENCE		0- 0		1- 1		5- 2		
3- 1	0- 0	0- 0		HOME		0- 0		0- 1		3- 0		
3- 2	0- 0	0- 0		AWAY		0- 0		1- 0		2- 2		
0- 0	0- 0	0- 0		NEUTRAL		0- 0		0- 0		0- 0		
<hr/>												
RPI S	Opponent	Score	RPI S	Opponent	Score	RPI S	Opponent	Score	RPI S	Opponent	Score	
						69 A	Northeastern	0 3	107 A	Albany (NY)	3 0	
						76 A	Col. of Charleston	0 3	107 H	Albany (NY)	1 3	
						78 N	New Mexico St.	1 3	174 H	New Hampshire	3 1	
						88 N	South Carolina	0 3	181 A	St. John's (NY)	0 3	
						204 A	UMBC	0 3				
						205 H	Cornell	2 3				
						243 N	Central Conn. St.	3 0				
						246 A	Stony Brook	1 3				
						259 A	Brown	3 1				
						262 N	UT Martin	1 3				
						265 N	La Salle	0 3				
						268 N	Fordham	3 1				
						274 A	UMass Lowell	3 0				
						274 H	UMass Lowell	3 2				
						284 A	Siena	3 1				
						291 N	Niagara	3 0				
						292 A	Hartford	3 0				
						292 H	Hartford	3 0				
						303 N	Presbyterian	3 1				
									LAST 10 GAMES			
292 A	Hartford	3 0	204 A	UMBC	0 3							
274 A	UMass Lowell	3 0	246 A	Stony Brook	1 3							
107 A	Albany (NY)	3 0	274 H	UMass Lowell	3 2							
174 H	New Hampshire	3 1	292 H	Hartford	3 0							
205 H	Cornell	2 3	107 H	Albany (NY)	1 3							

Non-Div. I Games:

Binghamton

Average RPI Win: 219		WON-LOST RECORD		WINNING PCT. RANK		LAST 10 GAMES		STRENGTH OF SCHEDULE		OPP. STRENGTH OF SCHEDULE		TEAM RPI		ADJ RPI		CONF. RPI		ADJ CONF. RPI	
DIV. I ONLY		11- 15		.42308 211		5- 5		206		164		209		.46942 209		15		15	
DIV. I NON-CONF.		4- 10		.28571 269		0- 0		214		182		259		.42863 258		14		14	
TOTALS		RPI 1-25		RPI 26-50		W-L RECORDS		RPI 51-100		RPI 101-150		RPI 150+							
11- 15		0- 1		0- 1		OVERALL		0- 2		1- 4		10- 7							
4- 6		0- 1		0- 0		HOME		0- 0		0- 3		4- 2							
6- 4		0- 0		0- 1		AWAY		0- 1		1- 0		5- 2							
1- 5		0- 0		0- 0		NEUTRAL		0- 1		0- 1		1- 3							
4- 10		0- 1		0- 0		NON-CONFERENCE		0- 1		0- 2		4- 6							
2- 3		0- 1		0- 0		HOME		0- 0		0- 1		2- 1							
1- 2		0- 0		0- 0		AWAY		0- 0		0- 0		1- 2							
1- 5		0- 0		0- 0		NEUTRAL		0- 1		0- 1		1- 3							
7- 5		0- 0		0- 1		CONFERENCE		0- 1		1- 2		6- 1							
2- 3		0- 0		0- 0		HOME		0- 0		0- 2		2- 1							
5- 2		0- 0		0- 1		AWAY		0- 1		1- 0		4- 0							
0- 0		0- 0		0- 0		NEUTRAL		0- 0		0- 0		0- 0							
RPI S	Opponent	Score		RPI S	Opponent	Score		RPI S	Opponent	Score		RPI S	Opponent	Score					
25 H	Ohio St.	0 3		36 A	Miami (OH)	0 3		67 A	Northern Ill.	0 3		102 H	Toledo	1 3					
								92 N	South Dakota	1 3		104 A	Bowling Green	3 0					
												124 H	Butler	0 3					
												129 N	Northern Ky.	1 3					
												146 H	Ohio	2 3					
												153 H	UNCG	3 2					
												159 N	Murray St.	2 3					
												169 H	IUPUI	1 3					
												193 N	Drake	0 3					
												196 H	Valparaiso	3 1					
												198 A	Western Mich.	3 1					
												203 H	Kent St.	2 3					
												219 A	Central Mich.	3 2					
												219 H	Central Mich.	3 2					
												221 N	Youngstown St.	0 3					
												225 A	Eastern Mich.	3 1					
												225 H	Eastern Mich.	3 2					
												239 A	Fort Wayne	2 3					
												260 A	Morehead St.	3 1					
												283 A	Omaha	2 3					
												297 N	Appalachian St.	3 2					
												313 A	Buffalo	3 0					
				LAST 10 GAMES															
				219 A Central Mich.				3 2	203 H Kent St.				2 3						
				225 A Eastern Mich.				3 1	198 A Western Mich.				3 1						
				36 A Miami (OH)				0 3	67 A Northern Ill.				0 3						
				104 A Bowling Green				3 0	313 A Buffalo				3 0						
				146 H Ohio				2 3	102 H Toledo				1 3						

Non-Div. I Games:

Ball St.

UMES		Average RPI Win:	307	WON-LOST	WINNING	LAST 10	STRENGTH OF		OPP. STRENGTH	TEAM	ADJ		CONF.	ADJ CONF.
		Average RPI Loss:	129	RECORD	PCT. RANK	GAMES	SCHEDULE		OF SCHEDULE	RPI	RPI		RPI	RPI
DIV. I ONLY				15- 12	.55556	148	8- 2		264	304	210		.46874	210
DIV. I NON-CONF.				5- 10	.33333	243	0- 1		84	259	192		.48342	191
TOTALS		RPI 1-25		RPI 26-50		W-L RECORDS		RPI 51-100		RPI 101-150		RPI 150+		
15- 12	0- 1			0- 2		OVERALL		0- 1		0- 1		15- 7		
7- 5	0- 0			0- 0		HOME		0- 0		0- 1		7- 4		
5- 3	0- 1			0- 1		AWAY		0- 0		0- 0		5- 1		
3- 4	0- 0			0- 1		NEUTRAL		0- 1		0- 0		3- 2		
5- 10	0- 1			0- 2		NON-CONFERENCE		0- 1		0- 1		5- 5		
1- 4	0- 0			0- 0		HOME		0- 0		0- 1		1- 3		
1- 2	0- 1			0- 1		AWAY		0- 0		0- 0		1- 0		
3- 4	0- 0			0- 1		NEUTRAL		0- 1		0- 0		3- 2		
10- 2	0- 0			0- 0		CONFERENCE		0- 0		0- 0		10- 2		
6- 1	0- 0			0- 0		HOME		0- 0		0- 0		6- 1		
4- 1	0- 0			0- 0		AWAY		0- 0		0- 0		4- 1		
0- 0	0- 0			0- 0		NEUTRAL		0- 0		0- 0		0- 0		
RPI S	Opponent	Score		RPI S	Opponent	Score		RPI S	Opponent	Score		RPI S	Opponent	Score
12 A	Michigan St.	0 3		28 A	Washington St.	0 3		82 N	DePaul	0 3		106 H	American	0 3
				43 N	Notre Dame	0 3						164 H	VCU	1 3
												166 A	Howard	0 3
												166 H	Howard	1 3
												174 H	New Hampshire	1 3
												184 H	Navy	0 3
												199 N	Idaho	1 3
												218 N	George Washington	0 3
												248 A	Alabama St.	3 0
												252 N	Texas Southern	3 1
												280 H	Rider	3 0
												299 A	Hampton	3 1
												299 H	Hampton	3 0
												311 A	Morgan St.	3 0
												311 H	Morgan St.	3 0
												318 N	Alabama A&M	3 0
												320 A	Norfolk St.	3 1
												320 H	Norfolk St.	3 0
												325 N	Jackson St.	3 0
												327 H	Delaware St.	3 0
												328 A	Coppin St.	3 1
												328 H	Coppin St.	3 0
												333 H	South Carolina St.	3 0
				LAST 10 GAMES										
				328 A	Coppin St.	3 1		327 H	Delaware St.	3 0				
				311 A	Morgan St.	3 0		328 H	Coppin St.	3 0				
				174 H	New Hampshire	1 3		311 H	Morgan St.	3 0				
				166 H	Howard	1 3		299 A	Hampton	3 1				
				299 H	Hampton	3 0		320 A	Norfolk St.	3 1				

Non-Div. I Games:

UMES

Average RPI Win: 254		WON-LOST	WINNING	LAST 10	STRENGTH OF		OPP. STRENGTH	TEAM	ADJ		CONF.	ADJ CONF.	
Average RPI Loss: 107		RECORD	PCT. RANK	GAMES	SCHEDULE		OF SCHEDULE	RPI	RPI		RPI	RPI	
DIV. I ONLY		5- 18	.21739	297	0- 10		63	141	212	.46615	211	6	6
DIV. I NON-CONF.		5- 6	.45455	197	0- 0		145	270	191	.48359	190	10	10
<hr/>													
TOTALS		RPI 1-25		RPI 26-50		W-L RECORDS		RPI 51-100		RPI 101-150		RPI 150+	
5- 18		0- 0		0- 4		OVERALL		0- 6		0- 3		5- 5	
3- 9		0- 0		0- 2		HOME		0- 1		0- 3		3- 3	
1- 7		0- 0		0- 2		AWAY		0- 4		0- 0		1- 1	
1- 2		0- 0		0- 0		NEUTRAL		0- 1		0- 0		1- 1	
5- 6		0- 0		0- 0		NON-CONFERENCE		0- 1		0- 2		5- 3	
3- 4		0- 0		0- 0		HOME		0- 0		0- 2		3- 2	
1- 1		0- 0		0- 0		AWAY		0- 1		0- 0		1- 0	
1- 1		0- 0		0- 0		NEUTRAL		0- 0		0- 0		1- 1	
0- 12		0- 0		0- 4		CONFERENCE		0- 5		0- 1		0- 2	
0- 5		0- 0		0- 2		HOME		0- 1		0- 1		0- 1	
0- 6		0- 0		0- 2		AWAY		0- 3		0- 0		0- 1	
0- 1		0- 0		0- 0		NEUTRAL		0- 1		0- 0		0- 0	
RPI S	Opponent	Score	RPI S	Opponent	Score	RPI S	Opponent	Score	RPI S	Opponent	Score		
			42 H Cincinnati	0	3	58 N UCF	0	3	101 H Yale	0	3		
			45 A SMU	0	3	74 A Tulsa	0	3	105 H Tulane	1	3		
			45 H SMU	0	3	74 H Tulsa	2	3	132 H Idaho St.	1	3		
			49 A Temple	1	3	85 A Rice	0	3	171 H East Carolina	0	3		
						87 A South Fla.	1	3	186 H San Jose St.	2	3		
						93 A UConn	0	3	188 A Houston Baptist	3	0		
									188 H Houston Baptist	0	3		
									191 A Memphis	0	3		
									202 N Weber St.	1	3		
									252 H Texas Southern	3	1		
									266 H Lamar University	3	2		
									277 H La.-Monroe	3	2		
									286 N UL Lafayette	3	1		
<hr/>													
LAST 10 GAMES													
			74 A Tulsa	0	3	42 H Cincinnati	0	3					
			45 A SMU	0	3	87 A South Fla.	1	3					
			191 A Memphis	0	3	58 N UCF	0	3					
			105 H Tulane	1	3	45 H SMU	0	3					
			171 H East Carolina	0	3	74 H Tulsa	2	3					

Non-Div. I Games:

Houston

Average RPI Win:	224	WON-LOST	WINNING	LAST 10	STRENGTH OF	OPP. STRENGTH	TEAM	ADJ	CONF.	ADJ CONF.							
Average RPI Loss:	131	RECORD	PCT. RANK	GAMES	SCHEDULE	OF SCHEDULE	RPI	RPI	RPI	RPI							
DIV. I ONLY	8- 17	.32	255	2- 8	127	188	213	.46603	212	9	10						
DIV. I NON-CONF.	6- 7	.46154	189	0- 0	255	283	236	.44702	235	12	12						
<hr/>																	
TOTALS	RPI 1-25	RPI 26-50		W-L RECORDS		RPI 51-100		RPI 101-150		RPI 150+							
8- 17	0- 0	0- 0		OVERALL		1- 8		1- 2		6- 7							
5- 5	0- 0	0- 0		HOME		1- 3		1- 0		3- 2							
1- 8	0- 0	0- 0		AWAY		0- 5		0- 1		1- 2							
2- 4	0- 0	0- 0		NEUTRAL		0- 0		0- 1		2- 3							
<hr/>																	
6- 7	0- 0	0- 0		NON-CONFERENCE		0- 1		0- 1		6- 5							
3- 1	0- 0	0- 0		HOME		0- 0		0- 0		3- 1							
1- 2	0- 0	0- 0		AWAY		0- 1		0- 0		1- 1							
2- 4	0- 0	0- 0		NEUTRAL		0- 0		0- 1		2- 3							
<hr/>																	
2- 10	0- 0	0- 0		CONFERENCE		1- 7		1- 1		0- 2							
2- 4	0- 0	0- 0		HOME		1- 3		1- 0		0- 1							
0- 6	0- 0	0- 0		AWAY		0- 4		0- 1		0- 1							
0- 0	0- 0	0- 0		NEUTRAL		0- 0		0- 0		0- 0							
<hr/>																	
RPI S	Opponent	Score	RPI S	Opponent	Score	RPI S	Opponent	Score	RPI S	Opponent	Score						
						54 A Hofstra	1	3	114 H UNCW	3	2						
						54 H Hofstra	0	3	125 A Delaware	0	3						
						69 A Northeastern	0	3	140 N High Point	2	3						
						69 H Northeastern	2	3	164 H VCU	2	3						
						70 A James Madison	0	3	183 A Elon	0	3						
						70 H James Madison	1	3	183 H Elon	0	3						
						76 H Col. of Charleston	3	1	190 A Belmont	0	3						
						88 A South Carolina	1	3	200 N Mercer	1	3						
						97 A Towson	0	3	222 A Clemson	3	2						
									224 N Wofford	2	3						
									230 N Davidson	3	2						
									242 N Georgia St.	0	3						
									263 H Western Caro.	3	0						
									276 H Charlotte	3	1						
									279 N Gardner-Webb	3	0						
									328 H Coppin St.	3	0						
						LAST 10 GAMES											
												70 H James Madison	1	3	125 A Delaware	0	3
												183 H Elon	0	3	114 H UNCW	3	2
69 H Northeastern	2	3	76 H Col. of Charleston	3	1												
54 H Hofstra	0	3	54 A Hofstra	1	3												
97 A Towson	0	3	69 A Northeastern	0	3												

Non-Div. I Games:

William & Mary

Average RPI Win:		267	WON-LOST RECORD		WINNING PCT. RANK		LAST 10 GAMES		STRENGTH OF SCHEDULE		OPP. STRENGTH OF SCHEDULE		TEAM RPI		ADJ RPI		CONF. RPI		ADJ CONF. RPI				
DIV. I ONLY			11- 15		.42308 211		6- 4		205		194		211		.46558 213		22		22				
DIV. I NON-CONF.			4- 9		.30769 256		0- 0		134		157		223		.46128 223		19		19				
TOTALS		RPI 1-25		RPI 26-50		W-L RECORDS		RPI 51-100		RPI 101-150		RPI 150+											
11- 15		0- 1		0- 3		OVERALL		0- 4		0- 2		11- 5											
4- 4		0- 0		0- 0		HOME		0- 1		0- 1		4- 2											
5- 7		0- 1		0- 2		AWAY		0- 2		0- 1		5- 1											
2- 4		0- 0		0- 1		NEUTRAL		0- 1		0- 0		2- 2											
4- 9		0- 1		0- 2		NON-CONFERENCE		0- 2		0- 2		4- 2											
2- 2		0- 0		0- 0		HOME		0- 1		0- 1		2- 0											
0- 3		0- 1		0- 1		AWAY		0- 0		0- 1		0- 0											
2- 4		0- 0		0- 1		NEUTRAL		0- 1		0- 0		2- 2											
7- 6		0- 0		0- 1		CONFERENCE		0- 2		0- 0		7- 3											
2- 2		0- 0		0- 0		HOME		0- 0		0- 0		2- 2											
5- 4		0- 0		0- 1		AWAY		0- 2		0- 0		5- 1											
0- 0		0- 0		0- 0		NEUTRAL		0- 0		0- 0		0- 0											
RPI	S	Opponent		Score		RPI	S	Opponent		Score		RPI	S	Opponent		Score							
23	A	Florida St.		0	3	34	N	Baylor		0	3	64	N	UTSA		0	3						
						41	A	Coastal Caro.		0	3	68	A	Arkansas St.		0	3						
						45	A	SMU		0	3	72	A	Texas St.		0	3						
												86	H	Oklahoma		1	3						
														Mississippi St.		1	3						
														SFA		0	3						
														UT Arlington		1	3						
														South Ala.		1	3						
														North Texas		1	3						
														Florida A&M		3	1						
														Ga. Southern		3	2						
														Georgia St.		3	0						
														Incarnate Word		3	2						
														UT Martin		3	0						
														Montana		2	3						
														Troy		3	1						
														La.-Monroe		3	2						
														La.-Monroe		3	0						
														UL Lafayette		3	2						
														UL Lafayette		2	3						
														Appalachian St.		3	0						
														Ark.-Pine Bluff		3	0						
LAST 10 GAMES						LAST 10 GAMES						LAST 10 GAMES											
227 A Ga. Southern						3 2						286 A UL Lafayette						3 2					
242 A Georgia St.						3 0						277 A La.-Monroe						3 2					
68 A Arkansas St.						0 3						72 A Texas St.						0 3					
182 H South Ala.						1 3						177 A UT Arlington						1 3					
275 H Troy						3 1						277 H La.-Monroe						3 0					

Non-Div. I Games:

Little Rock

Average RPI Win:	228	WON-LOST	WINNING	LAST 10	STRENGTH OF	OPP. STRENGTH	TEAM	ADJ	CONF.	ADJ CONF.	
Average RPI Loss:	125	RECORD	PCT. RANK	GAMES	SCHEDULE	OF SCHEDULE	RPI	RPI	RPI	RPI	
DIV. I ONLY	9- 14	.3913	227	3- 7	193	155	214	.46452	214	12	11
DIV. I NON-CONF.	6- 6	.5	168	1- 0	223	222	208	.47468	208	11	11
<hr/>											
TOTALS	RPI 1-25	RPI 26-50		W-L RECORDS	RPI 51-100		RPI 101-150		RPI 150+		
9- 14	0- 0	0- 3		OVERALL	1- 1		2- 6		6- 4		
2- 5	0- 0	0- 2		HOME	0- 0		0- 2		2- 1		
3- 7	0- 0	0- 1		AWAY	0- 1		2- 3		1- 2		
4- 2	0- 0	0- 0		NEUTRAL	1- 0		0- 1		3- 1		
<hr/>											
6- 6	0- 0	0- 0		NON-CONFERENCE	1- 0		1- 3		4- 3		
1- 1	0- 0	0- 0		HOME	0- 0		0- 0		1- 1		
1- 3	0- 0	0- 0		AWAY	0- 0		1- 2		0- 1		
4- 2	0- 0	0- 0		NEUTRAL	1- 0		0- 1		3- 1		
<hr/>											
3- 8	0- 0	0- 3		CONFERENCE	0- 1		1- 3		2- 1		
1- 4	0- 0	0- 2		HOME	0- 0		0- 2		1- 0		
2- 4	0- 0	0- 1		AWAY	0- 1		1- 1		1- 1		
0- 0	0- 0	0- 0		NEUTRAL	0- 0		0- 0		0- 0		
<hr/>											
RPI S	Opponent	Score	RPI S	Opponent	Score	RPI S	Opponent	Score	RPI S	Opponent	Score
			35 H	Wichita St.	1 3	62 A	Southern Ill.	0 3	108 A	Illinois St.	0 3
			46 H	Missouri St.	0 3	94 N	Marshall	3 2	108 H	Illinois St.	0 3
			47 A	UNI	1 3				114 N	UNCW	0 3
									123 A	West Virginia	2 3
									124 A	Butler	1 3
									135 A	Samford	3 0
									144 A	Loyola Chicago	3 1
									144 H	Loyola Chicago	2 3
									182 N	South Ala.	2 3
									194 A	North Texas	0 3
									198 H	Western Mich.	2 3
									249 A	Evansville	3 2
									260 N	Morehead St.	3 0
									271 A	Bradley	1 3
									271 H	Bradley	3 1
									286 N	UL Lafayette	3 2
									301 H	Eastern Ill.	3 1
									314 N	Nicholls St.	3 0
<hr/>											
LAST 10 GAMES											
			108 H	Illinois St.	0 3	249 A	Evansville	3 2			
			271 A	Bradley	1 3	62 A	Southern Ill.	0 3			
			144 A	Loyola Chicago	3 1	47 A	UNI	1 3			
			46 H	Missouri St.	0 3	108 A	Illinois St.	0 3			
			35 H	Wichita St.	1 3	301 H	Eastern Ill.	3 1			

Non-Div. I Games:

Indiana St.

Average RPI Win: 232		WON-LOST RECORD		WINNING PCT. RANK		LAST 10 GAMES		STRENGTH OF SCHEDULE		OPP. STRENGTH OF SCHEDULE		TEAM RPI		ADJ RPI		CONF. RPI		ADJ CONF. RPI	
DIV. I ONLY		6- 19		.24 290		1- 9		90		132		215		.46356 215		8		8	
DIV. I NON-CONF.		4- 9		.30769 256		0- 0		133		247		229		.4535 229		7		7	
TOTALS		RPI 1-25		RPI 26-50		W-L RECORDS		RPI 51-100		RPI 101-150		RPI 150+							
6- 19		0- 1		0- 2		OVERALL		1- 7		0- 5		5- 4							
1- 9		0- 1		0- 1		HOME		0- 5		0- 1		1- 1							
3- 6		0- 0		0- 1		AWAY		1- 2		0- 3		2- 0							
2- 4		0- 0		0- 0		NEUTRAL		0- 0		0- 1		2- 3							
4- 9		0- 0		0- 0		NON-CONFERENCE		0- 3		0- 3		4- 3							
0- 3		0- 0		0- 0		HOME		0- 3		0- 0		0- 0							
2- 2		0- 0		0- 0		AWAY		0- 0		0- 2		2- 0							
2- 4		0- 0		0- 0		NEUTRAL		0- 0		0- 1		2- 3							
2- 10		0- 1		0- 2		CONFERENCE		1- 4		0- 2		1- 1							
1- 6		0- 1		0- 1		HOME		0- 2		0- 1		1- 1							
1- 4		0- 0		0- 1		AWAY		1- 2		0- 1		0- 0							
0- 0		0- 0		0- 0		NEUTRAL		0- 0		0- 0		0- 0							
RPI	S	Opponent		Score	RPI	S	Opponent		Score	RPI	S	Opponent		Score					
20	H	Creighton		0 3	31	A	Marquette		1 3	56	A	Villanova		3 0					
					31	H	Marquette		1 3	56	H	Villanova		1 3					
										79	H	Princeton		2 3					
										82	A	DePaul		0 3					
										82	A	Xavier		0 3					
										82	H	DePaul		1 3					
										95	H	Maryland		0 3					
										97	H	Towson		1 3					
					</														

Non-Div. I Games:

Georgetown

Average RPI Win: 237		WON-LOST	WINNING	LAST 10	STRENGTH OF		OPP. STRENGTH	TEAM	ADJ	CONF.	ADJ CONF.
Average RPI Loss: 124		RECORD	PCT. RANK	GAMES	SCHEDULE		OF SCHEDULE	RPI	RPI	RPI	RPI
DIV. I ONLY		6- 13	.31579	261	4- 6		132	180	216	.46338	216
DIV. I NON-CONF.		2- 7	.22222	285	0- 0		152	117	245	.43833	244
TOTALS		RPI 1-25	RPI 26-50		W-L RECORDS		RPI 51-100		RPI 101-150		RPI 150+
6- 13	0- 0	0- 0		OVERALL		0- 6		0- 2		6- 5	
4- 5	0- 0	0- 0		HOME		0- 2		0- 0		4- 3	
2- 5	0- 0	0- 0		AWAY		0- 2		0- 1		2- 2	
0- 3	0- 0	0- 0		NEUTRAL		0- 2		0- 1		0- 0	
2- 7	0- 0	0- 0		NON-CONFERENCE		0- 4		0- 1		2- 2	
2- 2	0- 0	0- 0		HOME		0- 1		0- 0		2- 1	
0- 2	0- 0	0- 0		AWAY		0- 1		0- 0		0- 1	
0- 3	0- 0	0- 0		NEUTRAL		0- 2		0- 1		0- 0	
4- 6	0- 0	0- 0		CONFERENCE		0- 2		0- 1		4- 3	
2- 3	0- 0	0- 0		HOME		0- 1		0- 0		2- 2	
2- 3	0- 0	0- 0		AWAY		0- 1		0- 1		2- 1	
0- 0	0- 0	0- 0		NEUTRAL		0- 0		0- 0		0- 0	
RPI S	Opponent	Score	RPI S	Opponent	Score	RPI S	Opponent	Score	RPI S	Opponent	Score
						61 A	Loyola Marymount	0 3	101 A	Yale	1 3
						69 H	Northeastern	1 3	120 N	Arizona St.	0 3
						79 A	Princeton	0 3	167 H	Georgia	0 3
						79 H	Princeton	2 3	174 A	New Hampshire	0 3
						84 N	Duke	0 3	178 H	Columbia	3 0
						98 N	Pepperdine	2 3	187 A	Penn	1 3
									187 H	Penn	0 3
									205 H	Cornell	2 3
									228 H	Boston College	3 2
									237 A	Dartmouth	3 0
									237 H	Dartmouth	3 1
									259 A	Brown	3 1
									284 H	Siena	3 0
LAST 10 GAMES											
						79 H	Princeton	2 3	101 A	Yale	1 3
						187 H	Penn	0 3	259 A	Brown	3 1
						237 H	Dartmouth	3 1	187 A	Penn	1 3
						205 H	Cornell	2 3	79 A	Princeton	0 3
						178 H	Columbia	3 0	237 A	Dartmouth	3 0

Non-Div. I Games:

Harvard

Average RPI Win:	283	WON-LOST RECORD	WINNING PCT. RANK	LAST 10 GAMES	STRENGTH OF SCHEDULE	OPP. STRENGTH OF SCHEDULE	TEAM RPI	ADJ RPI	CONF. RPI	ADJ CONF. RPI							
Average RPI Loss:	109	13- 11	.54167 153	10- 0	285	248	217	.46328 217	31	31							
DIV. I ONLY		5- 11	.3125 252	2- 0	106	119	197	.47893 197	30	30							
DIV. I NON-CONF.																	
<hr/>																	
TOTALS	RPI 1-25	RPI 26-50		W-L RECORDS	RPI 51-100		RPI 101-150		RPI 150+								
13- 11	0- 2	0- 2		OVERALL	0- 2		1- 1		12- 4								
4- 1	0- 0	0- 1		HOME	0- 0		1- 0		3- 0								
6- 7	0- 2	0- 0		AWAY	0- 1		0- 1		6- 3								
3- 3	0- 0	0- 1		NEUTRAL	0- 1		0- 0		3- 1								
<hr/>																	
5- 11	0- 2	0- 2		NON-CONFERENCE	0- 2		1- 1		4- 4								
1- 1	0- 0	0- 1		HOME	0- 0		1- 0		0- 0								
1- 7	0- 2	0- 0		AWAY	0- 1		0- 1		1- 3								
3- 3	0- 0	0- 1		NEUTRAL	0- 1		0- 0		3- 1								
<hr/>																	
8- 0	0- 0	0- 0		CONFERENCE	0- 0		0- 0		8- 0								
3- 0	0- 0	0- 0		HOME	0- 0		0- 0		3- 0								
5- 0	0- 0	0- 0		AWAY	0- 0		0- 0		5- 0								
0- 0	0- 0	0- 0		NEUTRAL	0- 0		0- 0		0- 0								
<hr/>																	
RPI S	Opponent	Score		RPI S	Opponent	Score		RPI S	Opponent	Score							
7 A	Florida	0	3	34 H	Baylor	0	3	90 A	Miami (FL)	0 3							
23 A	Florida St.	0	3	41 N	Coastal Caro.	0	3	94 N	Marshall	0 3							
								126 A	North Florida	2 3							
								126 H	North Florida	3 0							
								167 A	Georgia	1 3							
								182 A	South Ala.	1 3							
								213 N	Little Rock	1 3							
								220 A	FIU	1 3							
								220 N	FIU	3 1							
								229 N	Jacksonville	3 0							
								275 A	Troy	3 1							
								288 A	Bethune-Cookman	3 1							
								288 H	Bethune-Cookman	3 0							
								300 A	N.C. A&T	3 0							
								306 N	Southeastern La.	3 1							
								324 A	N.C. Central	3 0							
								330 A	Savannah St.	3 0							
								330 H	Savannah St.	3 0							
								333 A	South Carolina St.	3 0							
								333 H	South Carolina St.	3 0							
								LAST 10 GAMES									
								288 A Bethune-Cookman				3	1	300 A N.C. A&T			
330 A Savannah St.				3	0	324 A N.C. Central				3 0							
333 A South Carolina St.				3	0	288 H Bethune-Cookman				3 0							
126 H North Florida				3	0	330 H Savannah St.				3 0							
275 A Troy				3	1	333 H South Carolina St.				3 0							

Average RPI Win:	247	WON-LOST	WINNING	LAST 10	STRENGTH OF	OPP. STRENGTH	TEAM	ADJ	CONF.	ADJ CONF.	
Average RPI Loss:	139	RECORD	PCT. RANK	GAMES	SCHEDULE	OF SCHEDULE	RPI	RPI	RPI	RPI	
DIV. I ONLY	10- 16	.38462	231	4- 6	185	203	219	.46227	218	18	18
DIV. I NON-CONF.	7- 8	.46667	186	1- 1	203	191	205	.4771	204	20	20
<hr/>											
TOTALS	RPI 1-25	RPI 26-50		W-L RECORDS	RPI 51-100		RPI 101-150		RPI 150+		
10- 16	0- 0	0- 2		OVERALL	0- 5		1- 1		9- 8		
3- 7	0- 0	0- 0		HOME	0- 3		0- 1		3- 3		
3- 7	0- 0	0- 2		AWAY	0- 1		1- 0		2- 4		
4- 2	0- 0	0- 0		NEUTRAL	0- 1		0- 0		4- 1		
<hr/>											
7- 8	0- 0	0- 1		NON-CONFERENCE	0- 4		1- 0		6- 3		
1- 3	0- 0	0- 0		HOME	0- 3		0- 0		1- 0		
2- 3	0- 0	0- 1		AWAY	0- 0		1- 0		1- 2		
4- 2	0- 0	0- 0		NEUTRAL	0- 1		0- 0		4- 1		
<hr/>											
3- 8	0- 0	0- 1		CONFERENCE	0- 1		0- 1		3- 5		
2- 4	0- 0	0- 0		HOME	0- 0		0- 1		2- 3		
1- 4	0- 0	0- 1		AWAY	0- 1		0- 0		1- 2		
0- 0	0- 0	0- 0		NEUTRAL	0- 0		0- 0		0- 0		
<hr/>											
RPI	S	Opponent	Score	RPI	S	Opponent	Score	RPI	S	Opponent	Score
				28	A	Washington St.	0 3	67	H	Northern Ill.	1 3
				33	A	Dayton	1 3	70	H	James Madison	1 3
								77	H	Tennessee	0 3
								97	N	Towson	0 3
								99	A	Saint Louis	0 3
								133	H	Rhode Island	0 3
								150	A	Seton Hall	3 1
								151	N	Northwestern	0 3
								164	A	VCU	0 3
								164	H	VCU	1 3
								179	H	Duquesne	2 3
								199	N	Idaho	3 0
								204	H	UMBC	3 2
								210	N	UMES	3 0
								225	A	Virginia	0 3
								230	A	Davidson	2 3
								230	H	Davidson	3 0
								240	A	Lehigh	2 3
								265	H	La Salle	3 0
								268	H	Fordham	0 3
								272	A	George Mason	3 2
								307	A	Loyola Maryland	3 1
								313	N	Buffalo	3 2
								319	N	Canisius	3 0
<hr/>											
LAST 10 GAMES											
				179	H	Duquesne	2 3	272	A	George Mason	3 2
				265	H	La Salle	3 0	240	A	Lehigh	2 3
				204	H	UMBC	3 2	164	A	VCU	0 3
				230	H	Davidson	3 0	230	A	Davidson	2 3
				164	H	VCU	1 3	133	H	Rhode Island	0 3

Non-Div. I Games:

George Washington

Average RPI Win:		252	WON-LOST RECORD		WINNING PCT. RANK		LAST 10 GAMES		STRENGTH OF SCHEDULE		OPP. STRENGTH OF SCHEDULE		TEAM RPI		ADJ RPI		CONF. RPI		ADJ CONF. RPI		
Average RPI Loss:		126																			
DIV. I ONLY			9- 15		.375 235		3- 7		184		171		218		.4618 219		15		15		
DIV. I NON-CONF.			6- 6		.5 168		0- 0		155		172		164		.50284 163		14		14		
TOTALS		RPI 1-25		RPI 26-50		W-L RECORDS		RPI 51-100		RPI 101-150		RPI 150+									
9- 15		0- 2		0- 1		OVERALL		0- 3		0- 3		9- 6									
2- 5		0- 0		0- 1		HOME		0- 1		0- 2		2- 1									
2- 7		0- 1		0- 0		AWAY		0- 1		0- 1		2- 4									
5- 3		0- 1		0- 0		NEUTRAL		0- 1		0- 0		5- 1									
6- 6		0- 2		0- 0		NON-CONFERENCE		0- 2		0- 0		6- 2									
0- 0		0- 0		0- 0		HOME		0- 0		0- 0		0- 0									
1- 3		0- 1		0- 0		AWAY		0- 1		0- 0		1- 1									
5- 3		0- 1		0- 0		NEUTRAL		0- 1		0- 0		5- 1									
3- 9		0- 0		0- 1		CONFERENCE		0- 1		0- 3		3- 4									
2- 5		0- 0		0- 1		HOME		0- 1		0- 2		2- 1									
1- 4		0- 0		0- 0		AWAY		0- 0		0- 1		1- 3									
0- 0		0- 0		0- 0		NEUTRAL		0- 0		0- 0		0- 0									
RPI	S	Opponent		Score		RPI	S	Opponent		Score		RPI	S	Opponent		Score					
7	N	Florida		0	3	36	H	Miami (OH)		0	3	58	A	UCF		2	3				
12	A	Michigan St.		0	3							62	N	Southern Ill.		0	3				
												67	H	Northern Ill.		0	3				
												102	A	Toledo		0	3				
												102	H	Toledo		0	3				
												104	H	Bowling Green		0	3				
												169	A	IUPUI		0	3				
												179	N	Duquesne		3	0				
												196	A	Valparaiso		3	1				
												198	H	Western Mich.		3	2				
												203	A	Kent St.		0	3				
												209	A	Ball St.		2	3				
												209	H	Ball St.		2	3				
												225	H	Eastern Mich.		3	2				
												250	N	UNC Asheville		3	0				
												253	N	Central Ark.		0	3				
												295	A	Akron		2	3				
												296	N	South Dakota St.		3	0				
												298	N	Southeast Mo. St.		3	1				
												311	N	Morgan St.		3	1				
												313	A	Buffalo		3	2				
LAST 10 GAMES																					
209 H Ball St.						2	3	36 H Miami (OH)						0	3						
102 H Toledo						0	3	203 A Kent St.						0	3						
295 A Akron						2	3	225 H Eastern Mich.						3	2						
313 A Buffalo						3	2	198 H Western Mich.						3	2						
104 H Bowling Green						0	3	67 H Northern Ill.						0	3						

Non-Div. I Games:

Central Mich.

Average RPI Win: 260		WON-LOST RECORD	WINNING PCT. RANK	LAST 10 GAMES	STRENGTH OF SCHEDULE	OPP. STRENGTH OF SCHEDULE	TEAM RPI	ADJ RPI	CONF. RPI	ADJ CONF. RPI	
Average RPI Loss: 135											
DIV. I ONLY		8- 16	.33333 247	2- 8	140	224	220	.46168 220	14	14	
DIV. I NON-CONF.		6- 8	.42857 207	0- 0	168	237	211	.47282 209	16	16	
<hr/>											
TOTALS		RPI 1-25	RPI 26-50		W-L RECORDS		RPI 51-100		RPI 101-150		RPI 150+
8- 16		0- 1	0- 1		OVERALL		0- 5		1- 2		7- 7
3- 5		0- 0	0- 1		HOME		0- 3		0- 0		3- 1
1- 8		0- 1	0- 0		AWAY		0- 2		1- 1		0- 4
4- 3		0- 0	0- 0		NEUTRAL		0- 0		0- 1		4- 2
6- 8		0- 0	0- 1		NON-CONFERENCE		0- 2		1- 2		5- 3
1- 2		0- 0	0- 1		HOME		0- 1		0- 0		1- 0
1- 3		0- 0	0- 0		AWAY		0- 1		1- 1		0- 1
4- 3		0- 0	0- 0		NEUTRAL		0- 0		0- 1		4- 2
2- 8		0- 1	0- 0		CONFERENCE		0- 3		0- 0		2- 4
2- 3		0- 0	0- 0		HOME		0- 2		0- 0		2- 1
0- 5		0- 1	0- 0		AWAY		0- 1		0- 0		0- 3
0- 0		0- 0	0- 0		NEUTRAL		0- 0		0- 0		0- 0
RPI S	Opponent	Score	RPI S	Opponent	Score	RPI S	Opponent	Score	RPI S	Opponent	Score
19 A	Western Ky.	0 3	41 H	Coastal Caro.	0 3	66 A	FGCU	1 3	116 N	Portland	0 3
						85 H	Rice	0 3	126 A	North Florida	3 1
						90 H	Miami (FL)	0 3	138 A	Mississippi St.	2 3
						94 A	Marshall	0 3	170 A	Fla. Atlantic	0 3
						94 H	Marshall	1 3	170 H	Fla. Atlantic	0 3
									182 A	South Ala.	0 3
									194 A	North Texas	0 3
									200 N	Mercer	0 3
									217 H	Florida A&M	3 1
									217 N	Florida A&M	1 3
									256 H	Louisiana Tech	3 1
									275 N	Troy	3 0
									276 A	Charlotte	0 3
									282 H	UAB	3 0
									301 N	Eastern Ill.	3 0
									306 N	Southeastern La.	3 2
									314 N	Nicholls St.	3 1
LAST 10 GAMES											
170 A Fla. Atlantic		0 3	85 H Rice		0 3						
256 H Louisiana Tech		3 1	94 A Marshall		0 3						
94 H Marshall		1 3	282 H UAB		3 0						
19 A Western Ky.		0 3	170 H Fla. Atlantic		0 3						
276 A Charlotte		0 3	194 A North Texas		0 3						

Non-Div. I Games:

FIU

Average RPI Win: 241		WON-LOST	WINNING	LAST 10	STRENGTH OF		OPP. STRENGTH	TEAM	ADJ	CONF.	ADJ CONF.
Average RPI Loss: 134		RECORD	PCT. RANK	GAMES	SCHEDULE		OF SCHEDULE	RPI	RPI	RPI	RPI
DIV. I ONLY		7- 19	.26923	279	1- 9		102	201	221	.46097	221
DIV. I NON-CONF.		6- 8	.42857	207	0- 0		97	268	170	.49999	170
TOTALS		RPI 1-25	RPI 26-50		W-L RECORDS		RPI 51-100		RPI 101-150		RPI 150+
7- 19	0- 0	0- 2		OVERALL		0- 5		0- 2		7- 10	
0- 8	0- 0	0- 1		HOME		0- 2		0- 0		0- 5	
4- 8	0- 0	0- 1		AWAY		0- 1		0- 2		4- 4	
3- 3	0- 0	0- 0		NEUTRAL		0- 2		0- 0		3- 1	
6- 8	0- 0	0- 1		NON-CONFERENCE		0- 2		0- 1		6- 4	
0- 1	0- 0	0- 0		HOME		0- 0		0- 0		0- 1	
3- 4	0- 0	0- 1		AWAY		0- 0		0- 1		3- 2	
3- 3	0- 0	0- 0		NEUTRAL		0- 2		0- 0		3- 1	
1- 11	0- 0	0- 1		CONFERENCE		0- 3		0- 1		1- 6	
0- 7	0- 0	0- 1		HOME		0- 2		0- 0		0- 4	
1- 4	0- 0	0- 0		AWAY		0- 1		0- 1		1- 2	
0- 0	0- 0	0- 0		NEUTRAL		0- 0		0- 0		0- 0	
RPI S	Opponent	Score	RPI S	Opponent	Score	RPI S	Opponent	Score	RPI S	Opponent	Score
33 A	Dayton	0 3	61 N	Loyola Marymount	0 3	129 A	Northern Ky.	0 3	140 A	High Point	0 3
38 H	Cleveland St.	0 3	62 N	Southern Ill.	1 3	152 A	Milwaukee	0 3	152 H	Milwaukee	1 3
			89 A	Green Bay	0 3	153 A	UNCG	3 1	156 H	Ill.-Chicago	0 3
			89 H	Green Bay	1 3	159 N	Murray St.	2 3	179 H	Duquesne	2 3
			100 H	Oakland	2 3	183 A	Elon	1 3	192 A	Wright St.	0 3
						192 H	Wright St.	0 3	196 A	Valparaiso	3 2
						196 H	Valparaiso	1 3	209 N	Ball St.	3 0
						239 A	Fort Wayne	0 3	255 A	Robert Morris	3 1
						257 N	Eastern Ky.	3 1	295 A	Akron	3 0
						319 N	Canisius	3 1			
LAST 10 GAMES											
196 H	Valparaiso	1 3	129 A	Northern Ky.	0 3						
192 H	Wright St.	0 3	152 H	Milwaukee	1 3						
89 A	Green Bay	0 3	89 H	Green Bay	1 3						
152 A	Milwaukee	0 3	192 A	Wright St.	0 3						
156 H	Ill.-Chicago	0 3	196 A	Valparaiso	3 2						

Non-Div. I Games:

Youngstown St.

Average RPI Win:		180	WON-LOST RECORD		WINNING PCT. RANK		LAST 10 GAMES		STRENGTH OF SCHEDULE		OPP. STRENGTH OF SCHEDULE		TEAM RPI		ADJ RPI		CONF. RPI		ADJ CONF. RPI	
DIV. I ONLY			6- 18		.25 286		1- 9		110		124		222		.46063 222		10		9	
DIV. I NON-CONF.			5- 7		.41667 212		0- 0		62		202		138		.52169 139		6		6	
TOTALS		RPI 1-25		RPI 26-50		W-L RECORDS		RPI 51-100		RPI 101-150		RPI 150+								
6- 18		0- 2		0- 3		OVERALL		0- 3		3- 2		3- 8								
4- 8		0- 1		0- 1		HOME		0- 1		2- 2		2- 3								
0- 8		0- 1		0- 2		AWAY		0- 2		0- 0		0- 3								
2- 2		0- 0		0- 0		NEUTRAL		0- 0		1- 0		1- 2								
5- 7		0- 1		0- 0		NON-CONFERENCE		0- 1		3- 2		2- 3								
3- 3		0- 0		0- 0		HOME		0- 0		2- 2		1- 1								
0- 2		0- 1		0- 0		AWAY		0- 1		0- 0		0- 0								
2- 2		0- 0		0- 0		NEUTRAL		0- 0		1- 0		1- 2								
1- 11		0- 1		0- 3		CONFERENCE		0- 2		0- 0		1- 5								
1- 5		0- 1		0- 1		HOME		0- 1		0- 0		1- 2								
0- 6		0- 0		0- 2		AWAY		0- 1		0- 0		0- 3								
0- 0		0- 0		0- 0		NEUTRAL		0- 0		0- 0		0- 0								
RPI	S	Opponent		Score		RPI	S	Opponent		Score		RPI	S	Opponent		Score				
13	H	North Carolina		1 <div>3</div>		30	A	Pittsburgh		0 <div>3</div>		84	A	Duke		0 <div>3</div>				
24	A	Penn St.		0 <div>3</div>		48	A	Georgia Tech		0 <div>3</div>		88	A	South Carolina		1 <div>3</div>				
						48	H	Georgia Tech		0 <div>3</div>		91	H	North Carolina St.		0 <div>3</div>				

Non-Div. I Games:

Clemson

Average RPI Win: 198		WON-LOST	WINNING	LAST 10	STRENGTH OF		OPP. STRENGTH	TEAM	ADJ	CONF.	ADJ CONF.
Average RPI Loss: 145		RECORD	PCT. RANK	GAMES	SCHEDULE		OF SCHEDULE	RPI	RPI	RPI	RPI
DIV. I ONLY		9- 14	.3913	227	4- 6		224	127	225	.45945	223
DIV. I NON-CONF.		4- 7	.36364	233	0- 0		207	232	238	.44522	238
TOTALS		RPI 1-25	RPI 26-50		W-L RECORDS		RPI 51-100		RPI 101-150		RPI 150+
9- 14	0- 0	1- 2		OVERALL		1- 3		1- 3		6- 6	
6- 7	0- 0	1- 1		HOME		1- 1		0- 2		4- 3	
2- 6	0- 0	0- 1		AWAY		0- 1		1- 1		1- 3	
1- 1	0- 0	0- 0		NEUTRAL		0- 1		0- 0		1- 0	
4- 7	0- 0	0- 0		NON-CONFERENCE		1- 1		0- 3		3- 3	
3- 4	0- 0	0- 0		HOME		1- 0		0- 2		2- 2	
0- 2	0- 0	0- 0		AWAY		0- 0		0- 1		0- 1	
1- 1	0- 0	0- 0		NEUTRAL		0- 1		0- 0		1- 0	
5- 7	0- 0	1- 2		CONFERENCE		0- 2		1- 0		3- 3	
3- 3	0- 0	1- 1		HOME		0- 1		0- 0		2- 1	
2- 4	0- 0	0- 1		AWAY		0- 1		1- 0		1- 2	
0- 0	0- 0	0- 0		NEUTRAL		0- 0		0- 0		0- 0	
RPI S	Opponent	Score	RPI S	Opponent	Score	RPI S	Opponent	Score	RPI S	Opponent	Score
			30 H	Pittsburgh	3 1	76 H	Col. of Charleston	3 0	118 A	Radford	2 3
			43 A	Notre Dame	1 3	84 A	Duke	1 3	140 H	High Point	1 3
			48 H	Georgia Tech	2 3	84 H	Duke	2 3	142 A	Louisville	3 1
						88 N	South Carolina	2 3	144 H	Loyola Chicago	2 3
									173 H	Virginia Tech	0 3
									197 A	Syracuse	2 3
									222 H	Clemson	3 2
									224 H	Wofford	2 3
									225 A	Virginia	3 1
									225 H	Virginia	3 2
									227 A	Ga. Southern	1 3
									228 A	Boston College	1 3
									230 H	Davidson	1 3
									269 H	Middle Tenn.	3 0
									276 H	Charlotte	3 1
									313 N	Buffalo	3 0
LAST 10 GAMES											
			228 A	Boston College	1 3	84 H	Duke	2 3			
			197 A	Syracuse	2 3	30 H	Pittsburgh	3 1			
			222 H	Clemson	3 2	173 H	Virginia Tech	0 3			
			48 H	Georgia Tech	2 3	43 A	Notre Dame	1 3			
			225 H	Virginia	3 2	142 A	Louisville	3 1			

Non-Div. I Games:

Wake Forest

Average RPI Win: 259		WON-LOST RECORD		WINNING PCT. RANK		LAST 10 GAMES		STRENGTH OF SCHEDULE		OPP. STRENGTH OF SCHEDULE		TEAM RPI		ADJ RPI		CONF. RPI		ADJ CONF. RPI	
Average RPI Loss: 161																			
DIV. I ONLY		14- 13		.51852 172		5- 5		284		236		224		.45913 224		21		21	
DIV. I NON-CONF.		8- 7		.53333 164		1- 0		316		246		255		.4294 254		22		22	
TOTALS		RPI 1-25		RPI 26-50		W-L RECORDS		RPI 51-100		RPI 101-150		RPI 150+							
14- 13		0- 0		0- 0		OVERALL		0- 0		1- 6		13- 7							
4- 4		0- 0		0- 0		HOME		0- 0		1- 1		3- 3							
6- 5		0- 0		0- 0		AWAY		0- 0		0- 1		6- 4							
4- 4		0- 0		0- 0		NEUTRAL		0- 0		0- 4		4- 0							
8- 7		0- 0		0- 0		NON-CONFERENCE		0- 0		0- 4		8- 3							
1- 1		0- 0		0- 0		HOME		0- 0		0- 0		1- 1							
3- 2		0- 0		0- 0		AWAY		0- 0		0- 0		3- 2							
4- 4		0- 0		0- 0		NEUTRAL		0- 0		0- 4		4- 0							
6- 6		0- 0		0- 0		CONFERENCE		0- 0		1- 2		5- 4							
3- 3		0- 0		0- 0		HOME		0- 0		1- 1		2- 2							
3- 3		0- 0		0- 0		AWAY		0- 0		0- 1		3- 2							
0- 0		0- 0		0- 0		NEUTRAL		0- 0		0- 0		0- 0							
RPI S	Opponent	Score		RPI S	Opponent	Score		RPI S	Opponent	Score		RPI S	Opponent	Score					
										114 N	UNCW	2	3						
										121 A	ETSU	0	3						
										121 H	ETSU	0	3						
										135 H	Samford	3	1						
										140 N	High Point	1	3						
										140 N	High Point	0	3						
										146 N	Ohio	0	3						
										153 A	UNCG	0	3						
										153 H	UNCG	0	3						
										161 A	Chattanooga	0	3						
										183 A	Elon	2	3						
										200 H	Mercer	3	2						
										207 A	Furman	3	0						
										207 H	Furman	1	3						
										212 N	William & Mary	3	2						
										222 A	Clemson	2	3						
										223 A	Wake Forest	3	2						
										235 H	USC Upstate	2	3						
										263 A	Western Caro.	3	0						
										263 H	Western Caro.	3	1						
										276 N	Charlotte	3	1						
										294 A	The Citadel	3	1						
										297 A	Appalachian St.	3	2						
										303 A	Presbyterian	3	1						
										303 H	Presbyterian	3	0						
										320 N	Norfolk St.	3	0						
										327 N	Delaware St.	3	0						
				LAST 10 GAMES															
				121 A	ETSU	0	3	135 H	Samford	3	1	297 A	Appalachian St.	3	2				
				303 A	Presbyterian	3	1	121 H	ETSU	0	3	303 A	Presbyterian	3	1				
				263 H	Western Caro.	3	1	207 A	Furman	3	0	303 H	Presbyterian	3	0				
				153 A	UNCG	0	3	161 A	Chattanooga	0	3	320 N	Norfolk St.	3	0				
				207 H	Furman	1	3	263 A	Western Caro.	3	0	327 N	Delaware St.	3	0				

Non-Div. I Games:

Wofford

Average RPI Win:		207	WON-LOST RECORD		WINNING PCT. RANK	LAST 10 GAMES	STRENGTH OF SCHEDULE		OPP. STRENGTH OF SCHEDULE	TEAM RPI	ADJ RPI	CONF. RPI	ADJ CONF. RPI
Average RPI Loss:		136											
DIV. I ONLY			8- 17		.32 255	2- 8	156		146	223	.45777 225	15	15
DIV. I NON-CONF.			5- 8		.38462 225	0- 0	120		144	184	.48865 184	14	14
TOTALS		RPI 1-25	RPI 26-50		W-L RECORDS		RPI 51-100		RPI 101-150		RPI 150+		
8- 17		0- 1	0- 2		OVERALL		0- 4		2- 3		6- 7		
3- 6		0- 0	0- 1		HOME		0- 1		1- 2		2- 2		
2- 9		0- 1	0- 1		AWAY		0- 2		1- 1		1- 4		
3- 2		0- 0	0- 0		NEUTRAL		0- 1		0- 0		3- 1		
5- 8		0- 1	0- 1		NON-CONFERENCE		0- 3		1- 0		4- 3		
2- 1		0- 0	0- 0		HOME		0- 0		1- 0		1- 1		
0- 5		0- 1	0- 1		AWAY		0- 2		0- 0		0- 1		
3- 2		0- 0	0- 0		NEUTRAL		0- 1		0- 0		3- 1		
3- 9		0- 0	0- 1		CONFERENCE		0- 1		1- 3		2- 4		
1- 5		0- 0	0- 1		HOME		0- 1		0- 2		1- 1		
2- 4		0- 0	0- 0		AWAY		0- 0		1- 1		1- 3		
0- 0		0- 0	0- 0		NEUTRAL		0- 0		0- 0		0- 0		
RPI S	Opponent	Score	RPI S	Opponent	Score	RPI S	Opponent	Score	RPI S	Opponent	Score		
11 A	Michigan	0 3	36 H	Miami (OH)	1 3	67 H	Northern Ill.	0 3	102 A	Toledo	3 2		
			38 A	Cleveland St.	0 3	76 A	Col. of Charleston	1 3	102 H	Toledo	0 3		
						77 N	Tennessee	1 3	104 H	Bowling Green	0 3		
						95 A	Maryland	0 3	112 H	Auburn	3 1		
									146 A	Ohio	2 3		
									164 N	VCU	3 1		
									172 H	Colgate	0 3		
									175 N	Sacred Heart	3 1		
									192 N	Wright St.	0 3		
									198 H	Western Mich.	3 1		
									209 A	Ball St.	2 3		
									209 H	Ball St.	1 3		
									219 A	Central Mich.	2 3		
									239 A	Fort Wayne	0 3		
									281 H	Charleston So.	3 1		
									295 A	Akron	3 0		
									313 A	Buffalo	2 3		
									327 N	Delaware St.	3 0		
			LAST 10 GAMES										
			102 H	Toledo	0 3	104 H	Bowling Green	0 3					
			209 H	Ball St.	1 3	146 A	Ohio	2 3					
			313 A	Buffalo	2 3	219 A	Central Mich.	2 3					
			295 A	Akron	3 0	67 H	Northern Ill.	0 3					
			36 H	Miami (OH)	1 3	198 H	Western Mich.	3 1					

Non-Div. I Games:

Eastern Mich.

Average RPI Win:		221	WON-LOST RECORD		WINNING PCT. RANK		LAST 10 GAMES		STRENGTH OF SCHEDULE		OPP. STRENGTH OF SCHEDULE		TEAM RPI		ADJ RPI		CONF. RPI		ADJ CONF. RPI	
DIV. I ONLY			5- 19		.20833 300		2- 8		111		71		226		.45777 225		10		9	
DIV. I NON-CONF.			3- 9		.25 280		0- 0		109		29		212		.47203 210		6		6	
TOTALS		RPI 1-25		RPI 26-50		W-L RECORDS		RPI 51-100		RPI 101-150		RPI 150+								
5- 19		0- 2		0- 6		OVERALL		0- 6		1- 1		4- 4								
3- 6		0- 1		0- 1		HOME		0- 2		0- 0		3- 2								
2- 7		0- 1		0- 3		AWAY		0- 1		1- 0		1- 2								
0- 6		0- 0		0- 2		NEUTRAL		0- 3		0- 1		0- 0								
3- 9		0- 1		0- 3		NON-CONFERENCE		0- 3		1- 1		2- 1								
2- 1		0- 0		0- 0		HOME		0- 0		0- 0		2- 1								
1- 2		0- 1		0- 1		AWAY		0- 0		1- 0		0- 0								
0- 6		0- 0		0- 2		NEUTRAL		0- 3		0- 1		0- 0								
2- 10		0- 1		0- 3		CONFERENCE		0- 3		0- 0		2- 3								
1- 5		0- 1		0- 1		HOME		0- 2		0- 0		1- 1								
1- 5		0- 0		0- 2		AWAY		0- 1		0- 0		1- 2								
0- 0		0- 0		0- 0		NEUTRAL		0- 0		0- 0		0- 0								
RPI	S	Opponent		Score		RPI	S	Opponent		Score		RPI	S	Opponent		Score				
15	A	Kentucky		0	3	28	N	Washington St.		0	3	76	N	Col. of Charleston		2	3			
23	H	Florida St.		0	3	30	A	Pittsburgh		0	3	84	A	Duke		1	3			
						31	N	Marquette		0	3	84	H	Duke		2	3			
						34	A	Baylor		0	3	90	H	Miami (FL)		0	3			
						48	A	Georgia Tech		0	3	93	N	UConn		0	3			
						48	H	Georgia Tech		0	3	99	N	Saint Louis		2	3			
LAST 10 GAMES						LAST 10 GAMES														
222 A Clemson 3 1						223 A Wake Forest 2 3														
48 A Georgia Tech 0 3						222 H Clemson 3 0														
90 H Miami (FL) 0 3						48 H Georgia Tech 0 3														
23 H Florida St. 0 3						30 A Pittsburgh 0 3														
84 A Duke 1 3						173 A Virginia Tech 0 3														

Non-Div. I Games:

Virginia

Average RPI Win: 282		WON-LOST RECORD		WINNING PCT. RANK		LAST 10 GAMES		STRENGTH OF SCHEDULE		OPP. STRENGTH OF SCHEDULE		TEAM RPI		ADJ RPI		CONF. RPI		ADJ CONF. RPI	
DIV. I ONLY		12- 14		.46154 187		4- 5		250		240		227		.45775 227		22		22	
DIV. I NON-CONF.		8- 8		.5 168		1- 0		245		253		219		.46478 218		19		19	
TOTALS		RPI 1-25		RPI 26-50		W-L RECORDS		RPI 51-100		RPI 101-150		RPI 150+							
12- 14		0- 2		0- 0		OVERALL		0- 4		0- 3		12- 5							
8- 6		0- 0		0- 0		HOME		0- 3		0- 1		8- 2							
3- 5		0- 1		0- 0		AWAY		0- 1		0- 0		3- 3							
1- 3		0- 1		0- 0		NEUTRAL		0- 0		0- 2		1- 0							
8- 8		0- 2		0- 0		NON-CONFERENCE		0- 2		0- 3		8- 1							
6- 2		0- 0		0- 0		HOME		0- 1		0- 1		6- 0							
1- 3		0- 1		0- 0		AWAY		0- 1		0- 0		1- 1							
1- 3		0- 1		0- 0		NEUTRAL		0- 0		0- 2		1- 0							
4- 6		0- 0		0- 0		CONFERENCE		0- 2		0- 0		4- 4							
2- 4		0- 0		0- 0		HOME		0- 2		0- 0		2- 2							
2- 2		0- 0		0- 0		AWAY		0- 0		0- 0		2- 2							
0- 0		0- 0		0- 0		NEUTRAL		0- 0		0- 0		0- 0							
RPI S	Opponent	Score		RPI S	Opponent	Score		RPI S	Opponent	Score		RPI S	Opponent	Score					
13 N	North Carolina	0	3					59 A	Alabama	0	3	121 N	ETSU	0	3				
24 A	Penn St.	0	3					68 H	Arkansas St.	0	3	123 N	West Virginia	0	3				
								72 H	Texas St.	0	3	126 H	North Florida	1	3				
								88 H	South Carolina	2	3	177 H	UT Arlington	1	3				
												182 A	South Ala.	0	3				
												182 H	South Ala.	3	2				
												213 H	Little Rock	2	3				
												223 H	Wake Forest	3	1				
												236 A	Winthrop	2	3				
												275 A	Troy	3	2				
												275 H	Troy	3	0				
												277 A	La.-Monroe	0	3				
												281 H	Charleston So.	3	1				
												286 A	UL Lafayette	3	2				
												290 H	Jacksonville St.	3	0				
												294 H	The Citadel	3	2				
												303 N	Presbyterian	3	1				
												313 H	Buffalo	3	2				
												330 A	Savannah St.	3	1				
												330 H	Savannah St.	3	1				
LAST 10 GAMES																			
213 H	Little Rock	2	3	182 A	South Ala.	0	3												
68 H	Arkansas St.	0	3	275 A	Troy	3	2												
330 A	Savannah St.	3	1	275 H	Troy	3	0												
72 H	Texas St.	0	3	182 H	South Ala.	3	2												
177 H	UT Arlington	1	3	286 A	UL Lafayette	3	2												

Non-Div. I Games:

Ga. Southern

Average RPI Win: 261		WON-LOST	WINNING	LAST 10	STRENGTH OF		OPP. STRENGTH	TEAM	ADJ	CONF.	ADJ CONF.
Average RPI Loss: 107		RECORD	PCT. RANK	GAMES	SCHEDULE		OF SCHEDULE	RPI	RPI	RPI	RPI
DIV. I ONLY		6- 16	.27273	276	1- 9		136	128	228	.45582	228
DIV. I NON-CONF.		5- 5	.5	168	0- 0		238	264	218	.46566	217
TOTALS		RPI 1-25	RPI 26-50		W-L RECORDS		RPI 51-100		RPI 101-150		RPI 150+
6- 16	0- 3	0- 2		OVERALL		0- 4		0- 2		6- 5	
6- 8	0- 1	0- 1		HOME		0- 2		0- 2		6- 2	
0- 8	0- 2	0- 1		AWAY		0- 2		0- 0		0- 3	
0- 0	0- 0	0- 0		NEUTRAL		0- 0		0- 0		0- 0	
5- 5	0- 0	0- 0		NON-CONFERENCE		0- 1		0- 1		5- 3	
5- 4	0- 0	0- 0		HOME		0- 1		0- 1		5- 2	
0- 1	0- 0	0- 0		AWAY		0- 0		0- 0		0- 1	
0- 0	0- 0	0- 0		NEUTRAL		0- 0		0- 0		0- 0	
1- 11	0- 3	0- 2		CONFERENCE		0- 3		0- 1		1- 2	
1- 4	0- 1	0- 1		HOME		0- 1		0- 1		1- 0	
0- 7	0- 2	0- 1		AWAY		0- 2		0- 0		0- 2	
0- 0	0- 0	0- 0		NEUTRAL		0- 0		0- 0		0- 0	
RPI S	Opponent	Score	RPI S	Opponent	Score	RPI S	Opponent	Score	RPI S	Opponent	Score
13 A	North Carolina	0 3	43 H	Notre Dame	0 3	69 H	Northeastern	0 3	122 H	Fresno St.	0 3
13 H	North Carolina	2 3	48 A	Georgia Tech	1 3	84 H	Duke	1 3	142 H	Louisville	2 3
23 A	Florida St.	0 3				90 A	Miami (FL)	0 3	167 H	Georgia	2 3
						91 A	North Carolina St.	1 3	174 H	New Hampshire	2 3
									197 A	Syracuse	1 3
									216 A	Harvard	2 3
									222 A	Clemson	2 3
									223 H	Wake Forest	3 1
									231 H	LIU Brooklyn	3 1
									231 H	LIU Brooklyn	3 0
									274 H	UMass Lowell	3 2
									280 H	Rider	3 2
									329 H	Fairleigh Dickinson	3 0
			LAST 10 GAMES								
			223 H	Wake Forest	3 1	48 A	Georgia Tech	1 3			
			84 H	Duke	1 3	43 H	Notre Dame	0 3			
			91 A	North Carolina St.	1 3	142 H	Louisville	2 3			
			13 A	North Carolina	0 3	23 A	Florida St.	0 3			
			222 A	Clemson	2 3	90 A	Miami (FL)	0 3			

Non-Div. I Games:

Boston College

Average RPI Win: 277		WON-LOST RECORD		WINNING PCT. RANK		LAST 10 GAMES		STRENGTH OF SCHEDULE		OPP. STRENGTH OF SCHEDULE		TEAM RPI		ADJ RPI		CONF. RPI		ADJ CONF. RPI	
DIV. I ONLY		7- 16		.30435 264		4- 6		146		196		229		.45468 229		19		20	
DIV. I NON-CONF.		4- 9		.30769 256		1- 0		153		188		228		.45364 228		18		18	
TOTALS		RPI 1-25		RPI 26-50		W-L RECORDS		RPI 51-100		RPI 101-150		RPI 150+							
7- 16		0- 1		0- 1		OVERALL		0- 4		0- 5		7- 5							
2- 6		0- 0		0- 0		HOME		0- 2		0- 2		2- 2							
3- 6		0- 1		0- 0		AWAY		0- 1		0- 3		3- 1							
2- 4		0- 0		0- 1		NEUTRAL		0- 1		0- 0		2- 2							
4- 9		0- 1		0- 1		NON-CONFERENCE		0- 1		0- 2		4- 4							
1- 2		0- 0		0- 0		HOME		0- 0		0- 0		1- 2							
1- 3		0- 1		0- 0		AWAY		0- 0		0- 2		1- 0							
2- 4		0- 0		0- 1		NEUTRAL		0- 1		0- 0		2- 2							
3- 7		0- 0		0- 0		CONFERENCE		0- 3		0- 3		3- 1							
1- 4		0- 0		0- 0		HOME		0- 2		0- 2		1- 0							
2- 3		0- 0		0- 0		AWAY		0- 1		0- 1		2- 1							
0- 0		0- 0		0- 0		NEUTRAL		0- 0		0- 0		0- 0							
RPI S	Opponent		Score		RPI S	Opponent		Score		RPI S	Opponent		Score		RPI S	Opponent		Score	
7	A	Florida	0	3	36	N	Miami (OH)	0	3	66	A	FGCU	0	3	111	H	Kennesaw St.	2	3
										66	H	FGCU	0	3	112	A	Auburn	0	3
										75	H	Lipscomb	0	3	114	A	UNCW	1	3
										94	N	Marshall	0	3	126	A	North Florida	1	3
															126	H	North Florida	2	3
															156	H	Ill.-Chicago	0	3
															191	N	Memphis	0	3
															217	N	Florida A&M	0	3
															230	N	Davidson	3	1
															235	A	USC Upstate	0	3
															236	N	Winthrop	3	1
															276	H	Charlotte	1	3
															288	A	Bethune-Cookman	3	1
															289	A	Stetson	3	1
															289	H	Stetson	3	2
															303	H	Presbyterian	3	0
															305	A	NJIT	3	1
					LAST 10 GAMES														
										66	A	FGCU	0	3	66	A	FGCU	0	3
										289	H	Stetson	3	2	235	A	USC Upstate	0	3
										126	A	North Florida	1	3	305	A	NJIT	3	1
										288	A	Bethune-Cookman	3	1	75	H	Lipscomb	0	3
										289	A	Stetson	3	1	111	H	Kennesaw St.	2	3

Non-Div. I Games:

Jacksonville

Average RPI Win: 228		WON-LOST	WINNING	LAST 10	STRENGTH OF		OPP. STRENGTH	TEAM	ADJ	CONF.	ADJ CONF.
Average RPI Loss: 167		RECORD	PCT. RANK	GAMES	SCHEDULE		OF SCHEDULE	RPI	RPI	RPI	RPI
DIV. I ONLY		10- 15	.4	225	5- 5		223	199	230	.45464	230
DIV. I NON-CONF.		5- 9	.35714	236	1- 0		236	192	246	.43743	245
TOTALS		RPI 1-25	RPI 26-50		W-L RECORDS		RPI 51-100		RPI 101-150		RPI 150+
10- 15	0- 0	0- 1		OVERALL		0- 3		1- 2		9- 9	
6- 5	0- 0	0- 1		HOME		0- 1		0- 1		6- 2	
4- 4	0- 0	0- 0		AWAY		0- 1		1- 0		3- 3	
0- 6	0- 0	0- 0		NEUTRAL		0- 1		0- 1		0- 4	
5- 9	0- 0	0- 0		NON-CONFERENCE		0- 2		1- 1		4- 6	
3- 2	0- 0	0- 0		HOME		0- 0		0- 0		3- 2	
2- 1	0- 0	0- 0		AWAY		0- 1		1- 0		1- 0	
0- 6	0- 0	0- 0		NEUTRAL		0- 1		0- 1		0- 4	
5- 6	0- 0	0- 1		CONFERENCE		0- 1		0- 1		5- 3	
3- 3	0- 0	0- 1		HOME		0- 1		0- 1		3- 0	
2- 3	0- 0	0- 0		AWAY		0- 0		0- 0		2- 3	
0- 0	0- 0	0- 0		NEUTRAL		0- 0		0- 0		0- 0	
RPI S	Opponent	Score	RPI S	Opponent	Score	RPI S	Opponent	Score	RPI S	Opponent	Score
			33 H Dayton	0	3	76 N Col. of Charleston	0	3	114 A UNCW	3	0
						88 A South Carolina	0	3	133 H Rhode Island	1	3
						99 H Saint Louis	0	3	144 N Loyola Chicago	2	3
									164 A VCU	1	3
									168 H Liberty	3	1
									179 A Duquesne	2	3
									183 H Elon	1	3
									207 H Furman	3	0
									212 N William & Mary	2	3
									218 A George Washington	0	3
									218 H George Washington	3	2
									223 A Wake Forest	3	1
									229 N Jacksonville	1	3
									235 H USC Upstate	1	3
									236 N Winthrop	0	3
									265 A La Salle	3	2
									268 H Fordham	3	0
									272 A George Mason	3	0
									272 H George Mason	3	2
									276 H Charlotte	3	0
									279 N Gardner-Webb	2	3
			LAST 10 GAMES								
			268 H Fordham	3	0	99 H Saint Louis	0	3			
			133 H Rhode Island	1	3	276 H Charlotte	3	0			
			218 A George Washington	0	3	272 H George Mason	3	2			
			272 A George Mason	3	0	218 H George Washington	3	2			
			33 H Dayton	0	3	179 A Duquesne	2	3			

Non-Div. I Games:

Davidson

Loss, Non-Conf,S Site, H Home, A Away, N Neutral Page 231

Average RPI Win: 267		WON-LOST	WINNING	LAST 10	STRENGTH OF		OPP. STRENGTH	TEAM	ADJ	CONF.	ADJ CONF.
Average RPI Loss: 125		RECORD	PCT. RANK	GAMES	SCHEDULE		OF SCHEDULE	RPI	RPI	RPI	RPI
DIV. I ONLY		5- 16	.2381	293	3- 7		109	184	232	.45303	232
DIV. I NON-CONF.		2- 7	.22222	285	0- 0		82	122	213	.46904	213
TOTALS		RPI 1-25	RPI 26-50		W-L RECORDS		RPI 51-100		RPI 101-150		RPI 150+
5- 16	0- 2	0- 0		OVERALL		0- 2		0- 9		5- 3	
2- 6	0- 1	0- 0		HOME		0- 0		0- 3		2- 2	
1- 7	0- 1	0- 0		AWAY		0- 0		0- 5		1- 1	
2- 3	0- 0	0- 0		NEUTRAL		0- 2		0- 1		2- 0	
2- 7	0- 2	0- 0		NON-CONFERENCE		0- 2		0- 2		2- 1	
0- 1	0- 1	0- 0		HOME		0- 0		0- 0		0- 0	
0- 3	0- 1	0- 0		AWAY		0- 0		0- 1		0- 1	
2- 3	0- 0	0- 0		NEUTRAL		0- 2		0- 1		2- 0	
3- 9	0- 0	0- 0		CONFERENCE		0- 0		0- 7		3- 2	
2- 5	0- 0	0- 0		HOME		0- 0		0- 3		2- 2	
1- 4	0- 0	0- 0		AWAY		0- 0		0- 4		1- 0	
0- 0	0- 0	0- 0		NEUTRAL		0- 0		0- 0		0- 0	
RPI S	Opponent	Score		RPI S	Opponent	Score		RPI S	Opponent	Score	
1 A	Nebraska	0	3					61 N	Loyola Marymount	0	3
20 H	Creighton	0	3					81 N	Gonzaga	0	3
								110 A	Northern Ariz.	0	3
								127 A	Northern Colo.	0	3
								127 H	Northern Colo.	1	3
								132 H	Idaho St.	1	3
								134 A	Denver	0	3
								139 A	Portland St.	0	3
								143 N	Utah St.	0	3
								149 A	North Dakota	0	3
								149 H	North Dakota	0	3
								189 H	Eastern Wash.	1	3
								199 H	Idaho	1	3
								202 H	Weber St.	3	2
								241 A	Air Force	2	3
								267 H	Montana	3	1
								285 N	Grand Canyon	3	2
								290 N	Jacksonville St.	3	1
								293 A	Southern Utah	3	0
LAST 10 GAMES											
				149 H	North Dakota	0	3	149 A	North Dakota	0	3
				127 H	Northern Colo.	1	3	132 H	Idaho St.	1	3
				293 A	Southern Utah	3	0	202 H	Weber St.	3	2
				110 A	Northern Ariz.	0	3	267 H	Montana	3	1
				127 A	Northern Colo.	0	3	139 A	Portland St.	0	3

Non-Div. I Games:

Montana St.

Average RPI Win: 254		WON-LOST	WINNING	LAST 10	STRENGTH OF		OPP. STRENGTH	TEAM	ADJ	CONF.	ADJ CONF.
Average RPI Loss: 165		RECORD	PCT. RANK	GAMES	SCHEDULE		OF SCHEDULE	RPI	RPI	RPI	RPI
DIV. I ONLY		13- 12	.52 168	5- 5	299		233	234	.45104	233	25
DIV. I NON-CONF.		8- 6	.57143 138	0- 0	297		210	222	.46196	221	23
TOTALS		RPI 1-25	RPI 26-50	W-L RECORDS	RPI 51-100		RPI 101-150		RPI 150+		
13- 12	0- 0		0- 0	OVERALL	0- 4		1- 2		12- 6		
4- 3	0- 0		0- 0	HOME	0- 1		1- 0		3- 2		
3- 6	0- 0		0- 0	AWAY	0- 3		0- 1		3- 2		
6- 3	0- 0		0- 0	NEUTRAL	0- 0		0- 1		6- 2		
8- 6	0- 0		0- 0	NON-CONFERENCE	0- 2		0- 2		8- 2		
1- 0	0- 0		0- 0	HOME	0- 0		0- 0		1- 0		
1- 3	0- 0		0- 0	AWAY	0- 2		0- 1		1- 0		
6- 3	0- 0		0- 0	NEUTRAL	0- 0		0- 1		6- 2		
5- 6	0- 0		0- 0	CONFERENCE	0- 2		1- 0		4- 4		
3- 3	0- 0		0- 0	HOME	0- 1		1- 0		2- 2		
2- 3	0- 0		0- 0	AWAY	0- 1		0- 0		2- 2		
0- 0	0- 0		0- 0	NEUTRAL	0- 0		0- 0		0- 0		
RPI S	Opponent	Score	RPI S	Opponent	Score	RPI S	Opponent	Score	RPI S	Opponent	Score
						74 A	Tulsa	1 3	130 A	Texas Tech	1 3
						86 A	Oklahoma	0 3	134 H	Denver	3 2
						92 A	South Dakota	0 3	148 N	SFA	2 3
						92 H	South Dakota	0 3	169 A	IUPUI	1 3
									176 H	Arkansas	3 0
									180 N	UMKC	0 3
									234 A	North Dakota St.	1 3
									234 H	North Dakota St.	1 3
									239 A	Fort Wayne	3 0
									245 N	Northwestern St.	3 2
									247 N	UTEP	3 1
									251 N	Incarnate Word	3 0
									253 A	Central Ark.	3 1
									256 N	Louisiana Tech	1 3
									258 N	Abilene Christian	3 0
									277 N	La.-Monroe	3 0
									283 H	Omaha	2 3
									296 A	South Dakota St.	3 2
									296 H	South Dakota St.	3 0
									304 H	Western Ill.	3 0
									332 N	Alcorn	3 0
LAST 10 GAMES											
						296 A	South Dakota St.	3 2	134 H	Denver	3 2
						234 H	North Dakota St.	1 3	296 H	South Dakota St.	3 0
						92 H	South Dakota	0 3	304 H	Western Ill.	3 0
						239 A	Fort Wayne	3 0	283 H	Omaha	2 3
						169 A	IUPUI	1 3	92 A	South Dakota	0 3

Non-Div. I Games:

Oral Roberts

Average RPI Win:		262	WON-LOST RECORD		WINNING PCT. RANK		LAST 10 GAMES		STRENGTH OF SCHEDULE		OPP. STRENGTH OF SCHEDULE		TEAM RPI		ADJ RPI		CONF. RPI		ADJ CONF. RPI	
DIV. I ONLY			9- 16		.36 241		5- 5		213		175		235		.45064 234		25		25	
DIV. I NON-CONF.			2- 12		.14286 303		0- 1		119		87		252		.43451 251		23		23	
TOTALS		RPI 1-25		RPI 26-50		W-L RECORDS		RPI 51-100		RPI 101-150		RPI 150+								
9- 16		0- 0		0- 2		OVERALL		0- 5		0- 5		9- 4								
5- 4		0- 0		0- 0		HOME		0- 1		0- 2		5- 1								
3- 8		0- 0		0- 2		AWAY		0- 3		0- 2		3- 1								
1- 4		0- 0		0- 0		NEUTRAL		0- 1		0- 1		1- 2								
2- 12		0- 0		0- 2		NON-CONFERENCE		0- 4		0- 4		2- 2								
1- 3		0- 0		0- 0		HOME		0- 1		0- 2		1- 0								
0- 5		0- 0		0- 2		AWAY		0- 2		0- 1		0- 0								
1- 4		0- 0		0- 0		NEUTRAL		0- 1		0- 1		1- 2								
7- 4		0- 0		0- 0		CONFERENCE		0- 1		0- 1		7- 2								
4- 1		0- 0		0- 0		HOME		0- 0		0- 0		4- 1								
3- 3		0- 0		0- 0		AWAY		0- 1		0- 1		3- 1								
0- 0		0- 0		0- 0		NEUTRAL		0- 0		0- 0		0- 0								
RPI	S	Opponent		Score	RPI	S	Opponent		Score	RPI	S	Opponent		Score	RPI	S	Opponent		Score	
					44	A	Iowa St.	0	3	51	N	Iowa	0	3	108	N	Illinois St.	0	3	
					47	A	UNI	0	3	57	A	Colorado St.	0	3	127	A	Northern Colo.	2	3	
										67	H	Northern Ill.	1	3	130	H	Texas Tech	2	3	
										71	A	Wyoming	0	3	134	A	Denver	2	3	
										92	A	South Dakota	0	3	149	H	North Dakota	0	3	
															151	N	Northwestern	1	3	
															165	N	St. Mary's (CA)	1	3	
															169	H	IUPUI	3	0	
															233	A	Oral Roberts	3	1	
															233	H	Oral Roberts	3	1	
															239	H	Fort Wayne	2	3	
															267	N	Montana	3	0	
															271	H	Bradley	3	0	
															283	A	Omaha	2	3	
															283	H	Omaha	3	0	
															296	A	South Dakota St.	3	2	
															304	A	Western Ill.	3	1	
															304	H	Western Ill.	3	0	
LAST 10 GAMES																				
					283	H	Omaha	3	0	134	A	Denver	2	3						
					304	H	Western Ill.	3	0	296	A	South Dakota St.	3	2						
					149	H	North Dakota	0	3	239	H	Fort Wayne	2	3						
					233	A	Oral Roberts	3	1	304	A	Western Ill.	3	1						
					283	A	Omaha	2	3	92	A	South Dakota	0	3						

Non-Div. I Games:

North Dakota St.

Average RPI Win: 265		WON-LOST	WINNING	LAST 10	STRENGTH OF		OPP. STRENGTH	TEAM	ADJ		CONF.	ADJ CONF.	
Average RPI Loss: 155		RECORD	PCT. RANK	GAMES	SCHEDULE		OF SCHEDULE	RPI	RPI		RPI	RPI	
DIV. I ONLY		10- 16	.38462	231	3- 7		211	255	237	.44887	235	19	20
DIV. I NON-CONF.		7- 9	.4375	205	1- 0		233	280	233	.45041	232	18	18
TOTALS		RPI 1-25	RPI 26-50		W-L RECORDS		RPI 51-100		RPI 101-150		RPI 150+		
10- 16	0- 0	0- 0		OVERALL		0- 4		0- 6		10- 6			
4- 4	0- 0	0- 0		HOME		0- 1		0- 2		4- 1			
3- 7	0- 0	0- 0		AWAY		0- 2		0- 2		3- 3			
3- 5	0- 0	0- 0		NEUTRAL		0- 1		0- 2		3- 2			
7- 9	0- 0	0- 0		NON-CONFERENCE		0- 1		0- 3		7- 5			
2- 1	0- 0	0- 0		HOME		0- 0		0- 0		2- 1			
2- 3	0- 0	0- 0		AWAY		0- 0		0- 1		2- 2			
3- 5	0- 0	0- 0		NEUTRAL		0- 1		0- 2		3- 2			
3- 7	0- 0	0- 0		CONFERENCE		0- 3		0- 3		3- 1			
2- 3	0- 0	0- 0		HOME		0- 1		0- 2		2- 0			
1- 4	0- 0	0- 0		AWAY		0- 2		0- 1		1- 1			
0- 0	0- 0	0- 0		NEUTRAL		0- 0		0- 0		0- 0			
RPI S	Opponent	Score	RPI S	Opponent	Score	RPI S	Opponent	Score	RPI S	Opponent	Score		
						66 A	FGCU	0 3	111 A	Kennesaw St.	0 3		
						75 A	Lipscomb	1 3	111 H	Kennesaw St.	2 3		
						75 H	Lipscomb	2 3	121 A	ETSU	0 3		
						97 N	Towson	2 3	121 N	ETSU	1 3		
									126 H	North Florida	0 3		
									145 N	Austin Peay	2 3		
									168 A	Liberty	0 3		
									168 N	Liberty	3 2		
									200 A	Mercer	1 3		
									207 N	Furman	0 3		
									224 A	Wofford	3 2		
									229 H	Jacksonville	3 0		
									230 A	Davidson	3 1		
									275 N	Troy	2 3		
									276 H	Charlotte	3 2		
									279 H	Gardner-Webb	2 3		
									289 A	Stetson	3 2		
									299 N	Hampton	3 0		
									303 H	Presbyterian	3 2		
									305 A	NJIT	1 3		
									305 H	NJIT	3 2		
									329 N	Fairleigh Dickinson	3 1		
LAST 10 GAMES													
						111 H	Kennesaw St.	2 3	229 H	Jacksonville	3 0		
						75 H	Lipscomb	2 3	126 H	North Florida	0 3		
						305 A	NJIT	1 3	66 A	FGCU	0 3		
						75 A	Lipscomb	1 3	289 A	Stetson	3 2		
						111 A	Kennesaw St.	0 3	303 H	Presbyterian	3 2		

Non-Div. I Games: Limestone 3 0

USC Upstate

Average RPI Win: 250		WON-LOST	WINNING	LAST 10	STRENGTH OF		OPP. STRENGTH	TEAM	ADJ	CONF.	ADJ CONF.
Average RPI Loss: 188		RECORD	PCT. RANK	GAMES	SCHEDULE		OF SCHEDULE	RPI	RPI	RPI	RPI
DIV. I ONLY		12- 16	.42857	210	4- 6		231	279	233	.44869	236
DIV. I NON-CONF.		9- 7	.5625	144	1- 0		287	293	224	.4556	224
TOTALS		RPI 1-25	RPI 26-50		W-L RECORDS		RPI 51-100		RPI 101-150		RPI 150+
12- 16	0- 0	0- 0		OVERALL		0- 1		1- 5		11- 10	
4- 5	0- 0	0- 0		HOME		0- 0		0- 2		4- 3	
3- 8	0- 0	0- 0		AWAY		0- 1		1- 3		2- 4	
5- 3	0- 0	0- 0		NEUTRAL		0- 0		0- 0		5- 3	
9- 7	0- 0	0- 0		NON-CONFERENCE		0- 1		0- 2		9- 4	
3- 0	0- 0	0- 0		HOME		0- 0		0- 0		3- 0	
1- 4	0- 0	0- 0		AWAY		0- 1		0- 2		1- 1	
5- 3	0- 0	0- 0		NEUTRAL		0- 0		0- 0		5- 3	
3- 9	0- 0	0- 0		CONFERENCE		0- 0		1- 3		2- 6	
1- 5	0- 0	0- 0		HOME		0- 0		0- 2		1- 3	
2- 4	0- 0	0- 0		AWAY		0- 0		1- 1		1- 3	
0- 0	0- 0	0- 0		NEUTRAL		0- 0		0- 0		0- 0	
RPI S	Opponent	Score	RPI S	Opponent	Score	RPI S	Opponent	Score	RPI S	Opponent	Score
						88 A	South Carolina	0 3	114 A	UNCW	0 3
									118 A	Radford	0 3
									118 H	Radford	0 3
									123 A	West Virginia	0 3
									140 A	High Point	3 0
									140 H	High Point	0 3
									168 A	Liberty	2 3
									168 H	Liberty	1 3
									195 A	Campbell	3 2
									195 H	Campbell	0 3
									204 A	UMBC	0 3
									207 N	Furman	3 2
									222 N	Clemson	2 3
									227 H	Ga. Southern	3 2
									229 N	Jacksonville	1 3
									230 N	Davidson	3 0
									237 N	Dartmouth	3 1
									250 A	UNC Asheville	1 3
									255 N	Robert Morris	3 2
									263 H	Western Caro.	3 0
									279 H	Gardner-Webb	0 3
									281 H	Charleston So.	3 2
									295 N	Akron	0 3
									303 A	Presbyterian	2 3
									311 N	Morgan St.	3 0
									324 A	N.C. Central	3 0
									324 H	N.C. Central	3 0
LAST 10 GAMES											
						140 A	High Point	3 0	303 A	Presbyterian	2 3
						195 A	Campbell	3 2	250 A	UNC Asheville	1 3
						281 H	Charleston So.	3 2	324 H	N.C. Central	3 0
						118 H	Radford	0 3	168 A	Liberty	2 3
						168 H	Liberty	1 3	118 A	Radford	0 3

Non-Div. I Games:

Winthrop

Average RPI Win: 234		WON-LOST	WINNING	LAST 10	STRENGTH OF		OPP. STRENGTH	TEAM	ADJ	CONF.	ADJ CONF.
Average RPI Loss: 178		RECORD	PCT. RANK	GAMES	SCHEDULE		OF SCHEDULE	RPI	RPI	RPI	RPI
DIV. I ONLY		8- 13	.38095	234	210		253	238	.44829	237	17
DIV. I NON-CONF.		7- 4	.63636	110	222		290	166	.50061	167	21
TOTALS		RPI 1-25	RPI 26-50		W-L RECORDS		RPI 51-100		RPI 101-150		RPI 150+
8- 13	0- 0	0- 0		OVERALL		0- 2		0- 2		8- 9	
5- 5	0- 0	0- 0		HOME		0- 1		0- 0		5- 4	
1- 6	0- 0	0- 0		AWAY		0- 1		0- 2		1- 3	
2- 2	0- 0	0- 0		NEUTRAL		0- 0		0- 0		2- 2	
7- 4	0- 0	0- 0		NON-CONFERENCE		0- 0		0- 1		7- 3	
4- 1	0- 0	0- 0		HOME		0- 0		0- 0		4- 1	
1- 1	0- 0	0- 0		AWAY		0- 0		0- 1		1- 0	
2- 2	0- 0	0- 0		NEUTRAL		0- 0		0- 0		2- 2	
1- 9	0- 0	0- 0		CONFERENCE		0- 2		0- 1		1- 6	
1- 4	0- 0	0- 0		HOME		0- 1		0- 0		1- 3	
0- 5	0- 0	0- 0		AWAY		0- 1		0- 1		0- 3	
0- 0	0- 0	0- 0		NEUTRAL		0- 0		0- 0		0- 0	
RPI S	Opponent	Score	RPI S	Opponent	Score	RPI S	Opponent	Score	RPI S	Opponent	Score
						79 A	Princeton	0 3	101 A	Yale	0 3
						79 H	Princeton	0 3	123 A	West Virginia	0 3
									152 N	Milwaukee	3 0
									154 H	Army West Point	0 3
									175 A	Sacred Heart	3 0
									178 H	Columbia	1 3
									187 A	Penn	2 3
									187 H	Penn	2 3
									205 H	Cornell	3 2
									216 A	Harvard	1 3
									216 H	Harvard	0 3
									236 N	Winthrop	1 3
									243 H	Central Conn. St.	3 2
									244 H	Bryant	3 1
									259 A	Brown	1 3
									272 N	George Mason	3 0
									291 H	Niagara	3 0
									292 H	Hartford	3 0
									295 N	Akron	1 3
			LAST 10 GAMES								
			187 H	Penn	2 3	205 H	Cornell	3 2			
			79 H	Princeton	0 3	259 A	Brown	1 3			
			216 A	Harvard	1 3	101 A	Yale	0 3			
			244 H	Bryant	3 1	79 A	Princeton	0 3			
			178 H	Columbia	1 3	187 A	Penn	2 3			

Non-Div. I Games:

Dartmouth

Average RPI Win:	276	WON-LOST RECORD	WINNING PCT. RANK	LAST 10 GAMES	STRENGTH OF SCHEDULE	OPP. STRENGTH OF SCHEDULE	TEAM RPI	ADJ RPI	CONF. RPI	ADJ CONF. RPI	
DIV. I ONLY	13- 15	.46429	186	1- 9	277	221	236	.44759	238	8	8
DIV. I NON-CONF.	12- 4	.75	50	0- 0	317	314	210	.47052	212	7	7
<hr/>											
TOTALS	RPI 1-25	RPI 26-50		W-L RECORDS	RPI 51-100		RPI 101-150		RPI 150+		
13- 15	0- 0	0- 2		OVERALL	0- 4		0- 3		13- 6		
4- 4	0- 0	0- 1		HOME	0- 1		0- 1		4- 1		
3- 10	0- 0	0- 1		AWAY	0- 3		0- 2		3- 4		
6- 1	0- 0	0- 0		NEUTRAL	0- 0		0- 0		6- 1		
<hr/>											
12- 4	0- 0	0- 0		NON-CONFERENCE	0- 0		0- 0		12- 4		
3- 1	0- 0	0- 0		HOME	0- 0		0- 0		3- 1		
3- 2	0- 0	0- 0		AWAY	0- 0		0- 0		3- 2		
6- 1	0- 0	0- 0		NEUTRAL	0- 0		0- 0		6- 1		
<hr/>											
1- 11	0- 0	0- 2		CONFERENCE	0- 4		0- 3		1- 2		
1- 3	0- 0	0- 1		HOME	0- 1		0- 1		1- 0		
0- 8	0- 0	0- 1		AWAY	0- 3		0- 2		0- 2		
0- 0	0- 0	0- 0		NEUTRAL	0- 0		0- 0		0- 0		
<hr/>											
RPI	S	Opponent	Score	RPI	S	Opponent	Score	RPI	S	Opponent	Score
				31	A	Marquette	0 <div>3</div>	56	A	Villanova	0 <div>3</div>
				31	H	Marquette	0 <div>3</div>	82	A	DePaul	0 <div>3</div>
								82	A	Xavier	0 <div>3</div>
								82	H	DePaul	2 <div>3</div>
								124	A	Butler	0 <div>3</div>
								150	A	Seton Hall	0 <div>3</div>
								150	H	Seton Hall	1 <div>3</div>
								178	A	Columbia	0 <div>3</div>
								181	A	St. John's (NY)	0 <div>3</div>
								181	H	St. John's (NY)	3 1
								186	A	San Jose St.	0 <div>3</div>
								204	N	UMBC	1 <div>3</div>
								215	A	Georgetown	1 <div>3</div>
								240	A	Lehigh	3 2
								244	H	Bryant	3 2
								254	H	Quinnipiac	2 <div>3</div>
								259	A	Brown	3 2
								265	H	La Salle	3 1
								268	N	Fordham	3 1
								270	H	Holy Cross	3 0
								274	N	UMass Lowell	3 0
								292	N	Hartford	3 1
								309	N	Manhattan	3 0
								321	A	Lafayette	3 0
								329	N	Fairleigh Dickinson	3 0
								331	N	Saint Peter's	3 0
<hr/>											
LAST 10 GAMES											
150	A	Seton Hall	0 <div>3</div>	150	H	Seton Hall	1 <div>3</div>				
181	A	St. John's (NY)	0 <div>3</div>	56	A	Villanova	0 <div>3</div>				
82	A	DePaul	0 <div>3</div>	215	A	Georgetown	1 <div>3</div>				
31	A	Marquette	0 <div>3</div>	82	A	Xavier	0 <div>3</div>				
181	H	St. John's (NY)	3 1	124	A	Butler	0 <div>3</div>				

Non-Div. I Games:

Providence

Average RPI Win: 255		WON-LOST	WINNING	LAST 10	STRENGTH OF		OPP. STRENGTH	TEAM	ADJ	CONF.	ADJ CONF.
Average RPI Loss: 154		RECORD	PCT. RANK	GAMES	SCHEDULE		OF SCHEDULE	RPI	RPI	RPI	RPI
DIV. I ONLY		11- 15	.42308	211	262		215	241	.44676	239	25
DIV. I NON-CONF.		4- 10	.28571	269	173		165	239	.44216	239	23
TOTALS		RPI 1-25	RPI 26-50		W-L RECORDS		RPI 51-100		RPI 101-150		RPI 150+
11- 15	0- 0	0- 0		OVERALL		0- 3		1- 5		10- 7	
7- 3	0- 0	0- 0		HOME		0- 0		1- 0		6- 3	
3- 9	0- 0	0- 0		AWAY		0- 2		0- 3		3- 4	
1- 3	0- 0	0- 0		NEUTRAL		0- 1		0- 2		1- 0	
4- 10	0- 0	0- 0		NON-CONFERENCE		0- 2		0- 4		4- 4	
3- 2	0- 0	0- 0		HOME		0- 0		0- 0		3- 2	
0- 5	0- 0	0- 0		AWAY		0- 1		0- 2		0- 2	
1- 3	0- 0	0- 0		NEUTRAL		0- 1		0- 2		1- 0	
7- 5	0- 0	0- 0		CONFERENCE		0- 1		1- 1		6- 3	
4- 1	0- 0	0- 0		HOME		0- 0		1- 0		3- 1	
3- 4	0- 0	0- 0		AWAY		0- 1		0- 1		3- 2	
0- 0	0- 0	0- 0		NEUTRAL		0- 0		0- 0		0- 0	
RPI S	Opponent	Score	RPI S	Opponent	Score	RPI S	Opponent	Score	RPI S	Opponent	Score
						54 A	Hofstra	2 3	102 A	Toledo	1 3
						92 A	South Dakota	2 3	104 A	Bowling Green	0 3
						94 N	Marshall	0 3	106 N	American	1 3
									129 N	Northern Ky.	0 3
									134 A	Denver	1 3
									134 H	Denver	3 0
									159 H	Murray St.	1 3
									169 A	IUPUI	2 3
									196 H	Valparaiso	1 3
									198 A	Western Mich.	2 3
									209 H	Ball St.	3 2
									221 H	Youngstown St.	3 0
									225 H	Eastern Mich.	3 0
									233 H	Oral Roberts	0 3
									234 A	North Dakota St.	3 2
									246 A	Stony Brook	2 3
									283 A	Omaha	3 2
									283 H	Omaha	3 1
									296 A	South Dakota St.	1 3
									296 H	South Dakota St.	3 1
									304 A	Western Ill.	3 0
									304 H	Western Ill.	3 0
									316 N	Saint Francis (PA)	3 1
LAST 10 GAMES											
						296 A	South Dakota St.	1 3	169 A	IUPUI	2 3
						134 A	Denver	1 3	233 H	Oral Roberts	0 3
						196 H	Valparaiso	1 3	296 H	South Dakota St.	3 1
						283 H	Omaha	3 1	92 A	South Dakota	2 3
						304 H	Western Ill.	3 0	234 A	North Dakota St.	3 2

Non-Div. I Games:

Fort Wayne

Average RPI Win: 289		WON-LOST RECORD		WINNING PCT. RANK		LAST 10 GAMES		STRENGTH OF SCHEDULE		OPP. STRENGTH OF SCHEDULE		TEAM RPI		ADJ RPI		CONF. RPI		ADJ CONF. RPI	
Average RPI Loss: 158																			
DIV. I ONLY		12- 15		.44444 199		4- 6		260		275		243		.44559 240		27		27	
DIV. I NON-CONF.		5- 9		.35714 236		1- 0		219		238		244		.43849 243		28		28	
TOTALS		RPI 1-25		RPI 26-50		W-L RECORDS		RPI 51-100		RPI 101-150		RPI 150+							
12- 15		0- 1		0- 1		OVERALL		0- 2		0- 2		12- 9							
7- 4		0- 0		0- 0		HOME		0- 0		0- 0		7- 4							
3- 7		0- 0		0- 1		AWAY		0- 2		0- 1		3- 3							
2- 4		0- 1		0- 0		NEUTRAL		0- 0		0- 1		2- 2							
5- 9		0- 1		0- 1		NON-CONFERENCE		0- 2		0- 1		5- 4							
3- 1		0- 0		0- 0		HOME		0- 0		0- 0		3- 1							
0- 4		0- 0		0- 1		AWAY		0- 2		0- 0		0- 1							
2- 4		0- 1		0- 0		NEUTRAL		0- 0		0- 1		2- 2							
7- 6		0- 0		0- 0		CONFERENCE		0- 0		0- 1		7- 5							
4- 3		0- 0		0- 0		HOME		0- 0		0- 0		4- 3							
3- 3		0- 0		0- 0		AWAY		0- 0		0- 1		3- 2							
0- 0		0- 0		0- 0		NEUTRAL		0- 0		0- 0		0- 0							
RPI S	Opponent	Score		RPI S	Opponent	Score		RPI S	Opponent	Score		RPI S	Opponent	Score					
19 N	Western Ky.	0	3	30 A	Pittsburgh	0	3	56 A	Villanova	0	3	106 A	American	0	3				
								59 A	Alabama	0	3	115 N	Southern Miss.	0	3				
												154 H	Army West Point	1	3				
												172 A	Colgate	0	3				
												172 H	Colgate	0	3				
												184 A	Navy	3	1				
												184 H	Navy	2	3				
												218 H	George Washington	3	2				
												238 H	Providence	2	3				
												243 A	Central Conn. St.	2	3				
												245 N	Northwestern St.	1	3				
												255 N	Robert Morris	3	1				
												268 N	Fordham	2	3				
												270 H	Holy Cross	3	0				
												307 A	Loyola Maryland	3	0				
												307 H	Loyola Maryland	3	0				
												308 A	Bucknell	1	3				
												308 H	Bucknell	3	1				
												315 N	Iona	3	2				
												321 A	Lafayette	3	2				
												321 H	Lafayette	3	0				
												329 H	Fairleigh Dickinson	3	0				
												331 H	Saint Peter's	3	0				
				LAST 10 GAMES															
						172 H	Colgate	0	3							154 H	Army West Point	1	3
						308 A	Bucknell	1	3							270 H	Holy Cross	3	0
						184 H	Navy	2	3							218 H	George Washington	3	2
						307 H	Loyola Maryland	3	0							106 A	American	0	3
						321 A	Lafayette	3	2							172 A	Colgate	0	3

Non-Div. I Games:

Lehigh

Average RPI Win: 275		WON-LOST RECORD		WINNING PCT. RANK		LAST 10 GAMES		STRENGTH OF SCHEDULE		OPP. STRENGTH OF SCHEDULE		TEAM RPI		ADJ RPI		CONF. RPI		ADJ CONF. RPI	
DIV. I ONLY		9- 16		.36 241		0- 10		216		181		239		.44552 241		7		7	
DIV. I NON-CONF.		9- 4		.69231 74		0- 0		315		295		217		.4619 222		8		8	
TOTALS		RPI 1-25		RPI 26-50		W-L RECORDS		RPI 51-100		RPI 101-150		RPI 150+							
9- 16		0- 2		0- 1		OVERALL		0- 2		0- 7		9- 4							
3- 9		0- 1		0- 1		HOME		0- 1		0- 4		3- 2							
2- 6		0- 1		0- 0		AWAY		0- 1		0- 3		2- 1							
4- 1		0- 0		0- 0		NEUTRAL		0- 0		0- 0		4- 1							
9- 4		0- 0		0- 0		NON-CONFERENCE		0- 0		0- 1		9- 3							
3- 3		0- 0		0- 0		HOME		0- 0		0- 1		3- 2							
2- 0		0- 0		0- 0		AWAY		0- 0		0- 0		2- 0							
4- 1		0- 0		0- 0		NEUTRAL		0- 0		0- 0		4- 1							
0- 12		0- 2		0- 1		CONFERENCE		0- 2		0- 6		0- 1							
0- 6		0- 1		0- 1		HOME		0- 1		0- 3		0- 0							
0- 6		0- 1		0- 0		AWAY		0- 1		0- 3		0- 1							
0- 0		0- 0		0- 0		NEUTRAL		0- 0		0- 0		0- 0							
RPI	S	Opponent		Score	RPI	S	Opponent		Score	RPI	S	Opponent		Score					
22	A	UNLV		0 3	32	H	Boise St.		0 3	80	A	San Diego St.		1 3					
22	H	UNLV		0 3						80	H	San Diego St.		0 3					
										103	A	Nevada		0 3					
										103	H	Nevada		1 3					
										122	A	Fresno St.		2 3					
										127	H	Northern Colo.		0 3					
										131	A	New Mexico		0 3					
										131	H	New Mexico		0 3					
										143	H	Utah St.		1 3					
										172	N	Colgate		3 2					
										186	A	San Jose St.		0 3					
										202	N	Weber St.		0 3					
										215	H	Georgetown		0 3					
										232	H	Montana St.		3 2					
										278	A	Cal St. Fullerton		3 1					
										285	H	Grand Canyon		2 3					
										286	A	UL Lafayette		3 2					
										290	H	Jacksonville St.		3 2					
										293	H	Southern Utah		3 1					
										294	N	The Citadel		3 1					
										314	N	Nicholls St.		3 1					
										318	N	Alabama A&M		3 1					
					LAST 10 GAMES														
					103	A	Nevada	0 3	122	A	Fresno St.	2 3							
					80	A	San Diego St.	1 3	143	H	Utah St.	1 3							
					131	H	New Mexico	0 3	32	H	Boise St.	0 3							
					22	H	UNLV	0 3	80	H	San Diego St.	0 3							
					186	A	San Jose St.	0 3	103	H	Nevada	1 3							

Non-Div. I Games:

Air Force

Average RPI Win: 261		WON-LOST	WINNING	LAST 10	STRENGTH OF		OPP. STRENGTH	TEAM	ADJ	CONF.	ADJ CONF.
Average RPI Loss: 150		RECORD	PCT. RANK	GAMES	SCHEDULE		OF SCHEDULE	RPI	RPI	RPI	RPI
DIV. I ONLY		9- 14	.3913	227	4- 5		234	226	244	.44533	242
DIV. I NON-CONF.		4- 7	.36364	233	0- 0		220	248	242	.43881	242
TOTALS		RPI 1-25	RPI 26-50		W-L RECORDS		RPI 51-100		RPI 101-150		RPI 150+
9- 14	0- 0	0- 2		OVERALL		0- 3		0- 1		9- 8	
5- 5	0- 0	0- 1		HOME		0- 2		0- 0		5- 2	
1- 6	0- 0	0- 1		AWAY		0- 1		0- 0		1- 4	
3- 3	0- 0	0- 0		NEUTRAL		0- 0		0- 1		3- 2	
4- 7	0- 0	0- 1		NON-CONFERENCE		0- 1		0- 1		4- 4	
1- 1	0- 0	0- 0		HOME		0- 0		0- 0		1- 1	
0- 3	0- 0	0- 1		AWAY		0- 1		0- 0		0- 1	
3- 3	0- 0	0- 0		NEUTRAL		0- 0		0- 1		3- 2	
5- 7	0- 0	0- 1		CONFERENCE		0- 2		0- 0		5- 4	
4- 4	0- 0	0- 1		HOME		0- 2		0- 0		4- 1	
1- 3	0- 0	0- 0		AWAY		0- 0		0- 0		1- 3	
0- 0	0- 0	0- 0		NEUTRAL		0- 0		0- 0		0- 0	
RPI S	Opponent	Score	RPI S	Opponent	Score	RPI S	Opponent	Score	RPI S	Opponent	Score
			41 H	Coastal Caro.	0 3	68 H	Arkansas St.	0 3	111 N	Kennesaw St.	1 3
			48 A	Georgia Tech	0 3	70 A	James Madison	1 3	167 N	Georgia	0 3
						72 H	Texas St.	2 3	171 H	East Carolina	1 3
									177 H	UT Arlington	3 2
									182 A	South Ala.	0 3
									182 H	South Ala.	3 1
									190 A	Belmont	0 3
									200 N	Mercer	0 3
									212 N	William & Mary	3 0
									213 H	Little Rock	0 3
									270 N	Holy Cross	3 0
									275 A	Troy	3 1
									275 H	Troy	3 2
									277 A	La.-Monroe	1 3
									286 A	UL Lafayette	0 3
									297 H	Appalachian St.	3 2
									324 N	N.C. Central	3 0
									333 H	South Carolina St.	3 0
LAST 10 GAMES											
			68 H	Arkansas St.	0 3	182 A	South Ala.	0 3			
			213 H	Little Rock	0 3	297 H	Appalachian St.	3 2			
			177 H	UT Arlington	3 2	41 H	Coastal Caro.	0 3			
			72 H	Texas St.	2 3	182 H	South Ala.	3 1			
			275 A	Troy	3 1	275 H	Troy	3 2			

Non-Div. I Games:

Georgia St.

Average RPI Win:	281	WON-LOST RECORD	WINNING PCT. RANK	LAST 10 GAMES	STRENGTH OF SCHEDULE	OPP. STRENGTH OF SCHEDULE	TEAM RPI	ADJ RPI	CONF. RPI	ADJ CONF. RPI	
Average RPI Loss:	209										
DIV. I ONLY		12- 10	.54545 151	7- 3	295	303	240	.44522 243	29	29	
DIV. I NON-CONF.		5- 7	.41667 212	0- 0	284	284	262	.42 267	29	29	
<hr/>											
TOTALS	RPI 1-25	RPI 26-50		W-L RECORDS	RPI 51-100		RPI 101-150		RPI 150+		
12- 10	0- 0	0- 0		OVERALL	0- 1		0- 1		12- 8		
7- 1	0- 0	0- 0		HOME	0- 0		0- 0		7- 1		
3- 5	0- 0	0- 0		AWAY	0- 0		0- 0		3- 5		
2- 4	0- 0	0- 0		NEUTRAL	0- 1		0- 1		2- 2		
<hr/>											
5- 7	0- 0	0- 0		NON-CONFERENCE	0- 1		0- 1		5- 5		
3- 0	0- 0	0- 0		HOME	0- 0		0- 0		3- 0		
0- 3	0- 0	0- 0		AWAY	0- 0		0- 0		0- 3		
2- 4	0- 0	0- 0		NEUTRAL	0- 1		0- 1		2- 2		
<hr/>											
7- 3	0- 0	0- 0		CONFERENCE	0- 0		0- 0		7- 3		
4- 1	0- 0	0- 0		HOME	0- 0		0- 0		4- 1		
3- 2	0- 0	0- 0		AWAY	0- 0		0- 0		3- 2		
0- 0	0- 0	0- 0		NEUTRAL	0- 0		0- 0		0- 0		
<hr/>											
RPI S	Opponent	Score	RPI S	Opponent	Score	RPI S	Opponent	Score	RPI S	Opponent	Score
						78 N	New Mexico St.	0 3	133 N	Rhode Island	0 3
									154 N	Army West Point	0 3
									175 H	Sacred Heart	3 2
									208 N	Binghamton	0 3
									231 A	LIU Brooklyn	1 3
									237 A	Dartmouth	2 3
									240 H	Lehigh	3 2
									244 A	Bryant	1 3
									244 H	Bryant	3 0
									255 A	Robert Morris	3 2
									255 H	Robert Morris	1 3
									259 A	Brown	2 3
									268 H	Fordham	3 1
									291 N	Niagara	3 2
									292 A	Hartford	2 3
									309 N	Manhattan	3 1
									312 A	St. Francis Brooklyn	79 61
									315 H	Iona	3 1
									316 A	Saint Francis (PA)	3 2
									316 H	Saint Francis (PA)	3 0
									329 H	Fairleigh Dickinson	3 1
LAST 10 GAMES											
						244 A	Bryant	1 3	175 H	Sacred Heart	3 2
						316 H	Saint Francis (PA)	3 0	329 H	Fairleigh Dickinson	3 1
						255 H	Robert Morris	1 3	244 H	Bryant	3 0
						231 A	LIU Brooklyn	1 3	316 A	Saint Francis (PA)	3 2
						312 A	St. Francis Brooklyn	79 61	255 A	Robert Morris	3 2

Non-Div. I Games:

Central Conn. St.

Average RPI Win: 281		WON-LOST RECORD	WINNING PCT. RANK	LAST 10 GAMES	STRENGTH OF SCHEDULE	OPP. STRENGTH OF SCHEDULE	TEAM RPI	ADJ RPI	CONF. RPI	ADJ CONF. RPI	
Average RPI Loss: 210											
DIV. I ONLY		16- 13	.55172 149	6- 4	303	290	242	.44508 244	29	29	
DIV. I NON-CONF.		9- 10	.47368 185	1- 1	298	279	254	.42749 259	29	29	
<hr/>											
TOTALS		RPI 1-25	RPI 26-50		W-L RECORDS		RPI 51-100		RPI 101-150		RPI 150+
16- 13		0- 0	0- 0		OVERALL		0- 0		0- 1		16- 12
8- 3		0- 0	0- 0		HOME		0- 0		0- 0		8- 3
5- 7		0- 0	0- 0		AWAY		0- 0		0- 0		5- 7
3- 3		0- 0	0- 0		NEUTRAL		0- 0		0- 1		3- 2
9- 10		0- 0	0- 0		NON-CONFERENCE		0- 0		0- 1		9- 9
4- 2		0- 0	0- 0		HOME		0- 0		0- 0		4- 2
2- 5		0- 0	0- 0		AWAY		0- 0		0- 0		2- 5
3- 3		0- 0	0- 0		NEUTRAL		0- 0		0- 1		3- 2
7- 3		0- 0	0- 0		CONFERENCE		0- 0		0- 0		7- 3
4- 1		0- 0	0- 0		HOME		0- 0		0- 0		4- 1
3- 2		0- 0	0- 0		AWAY		0- 0		0- 0		3- 2
0- 0		0- 0	0- 0		NEUTRAL		0- 0		0- 0		0- 0
RPI S	Opponent	Score	RPI S	Opponent	Score	RPI S	Opponent	Score	RPI S	Opponent	Score
									117 N	SIUE	1 3
									158 N	Fairfield	0 3
									174 H	New Hampshire	3 0
									175 H	Sacred Heart	0 3
									178 A	Columbia	1 3
									181 H	St. John's (NY)	0 3
									185 H	Rutgers	0 3
									231 A	LIU Brooklyn	1 3
									237 A	Dartmouth	1 3
									238 A	Providence	2 3
									243 A	Central Conn. St.	0 3
									243 H	Central Conn. St.	3 1
									254 A	Quinnipiac	0 3
									255 A	Robert Morris	3 1
									255 H	Robert Morris	3 2
									259 A	Brown	1 3
									270 A	Holy Cross	3 0
									272 A	George Mason	3 1
									274 H	UMass Lowell	3 2
									274 N	UMass Lowell	2 3
									280 H	Rider	3 0
									292 H	Hartford	3 0
									299 N	Hampton	3 0
									307 N	Loyola Maryland	3 0
									309 N	Manhattan	3 0
									312 A	St. Francis Brooklyn	3 0
									316 A	Saint Francis (PA)	3 1
			LAST 10 GAMES								
			243 H	Central Conn. St.	3 1	231 A	LIU Brooklyn	1 3	299 N	Hampton	3 0
			255 H	Robert Morris	3 2	329 H	Fairleigh Dickinson	3 0	307 N	Loyola Maryland	3 0
			316 H	Saint Francis (PA)	3 1	175 H	Sacred Heart	0 3	309 N	Manhattan	3 0
			237 A	Dartmouth	1 3	274 H	UMass Lowell	3 2	312 A	St. Francis Brooklyn	3 0
			312 A	St. Francis Brooklyn	3 0	243 A	Central Conn. St.	0 3	316 A	Saint Francis (PA)	3 1

Non-Div. I Games:

Bryant

RPI	S	Opponent	Score	
316	H	Saint Francis (PA)	3	1
329	H	Fairleigh Dickinson	3	0

Bryant

B
r
y
a
n
t

B
r
y
a
n
t

Average RPI Win:	280	WON-LOST RECORD	WINNING PCT. RANK	LAST 10 GAMES	STRENGTH OF SCHEDULE	OPP. STRENGTH OF SCHEDULE	TEAM RPI	ADJ RPI	CONF. RPI	ADJ CONF. RPI	
DIV. I ONLY		11- 16	.40741 222	4- 6	246	250	245	.44379 245	28	28	
DIV. I NON-CONF.		5- 10	.33333 243	0- 0	167	214	232	.45142 231	25	25	
<hr/>											
TOTALS	RPI 1-25	RPI 26-50		W-L RECORDS	RPI 51-100		RPI 101-150		RPI 150+		
11- 16	0- 0	0- 1		OVERALL	0- 5		0- 3		11- 7		
3- 3	0- 0	0- 0		HOME	0- 1		0- 0		3- 2		
6- 6	0- 0	0- 0		AWAY	0- 2		0- 2		6- 2		
2- 7	0- 0	0- 1		NEUTRAL	0- 2		0- 1		2- 3		
<hr/>											
5- 10	0- 0	0- 1		NON-CONFERENCE	0- 4		0- 2		5- 3		
1- 0	0- 0	0- 0		HOME	0- 0		0- 0		1- 0		
2- 3	0- 0	0- 0		AWAY	0- 2		0- 1		2- 0		
2- 7	0- 0	0- 1		NEUTRAL	0- 2		0- 1		2- 3		
<hr/>											
6- 6	0- 0	0- 0		CONFERENCE	0- 1		0- 1		6- 4		
2- 3	0- 0	0- 0		HOME	0- 1		0- 0		2- 2		
4- 3	0- 0	0- 0		AWAY	0- 0		0- 1		4- 2		
0- 0	0- 0	0- 0		NEUTRAL	0- 0		0- 0		0- 0		
<hr/>											
RPI S	Opponent	Score	RPI S	Opponent	Score	RPI S	Opponent	Score	RPI S	Opponent	Score
32	N Boise St.	0 3	59	A Alabama	1 3	115	N Southern Miss.	0 3	135	A Samford	0 3
			65	H A&M-Corpus Christi	0 3	148	A SFA	0 3	162	A Sam Houston St.	2 3
			68	N Arkansas St.	0 3	188	A Houston Baptist	1 3	233	N Oral Roberts	2 3
			74	A Tulsa	1 3	240	N Lehigh	3 1	251	H Incarnate Word	3 1
			91	N North Carolina St.	0 3	253	A Central Ark.	3 0	256	N Louisiana Tech	1 3
						258	H Abilene Christian	0 3	266	A Lamar University	3 2
						273	N Tennessee Tech	0 3	277	H La.-Monroe	3 1
						282	A UAB	3 0	286	A UL Lafayette	3 2
						287	A McNeese	3 0	298	N Southeast Mo. St.	3 1
						306	H Southeastern La.	2 3	314	A Nicholls St.	3 1
						323	H New Orleans	3 0			
<hr/>											
LAST 10 GAMES											
258 H Abilene Christian 0 3						266 A Lamar University 3 2					
148 A SFA 0 3						188 A Houston Baptist 1 3					
162 A Sam Houston St. 2 3						251 H Incarnate Word 3 1					
306 H Southeastern La. 2 3						65 H A&M-Corpus Christi 0 3					
323 H New Orleans 3 0						253 A Central Ark. 3 0					

Non-Div. I Games:

Northwestern St.

Average RPI Win: 266		WON-LOST RECORD		WINNING PCT. RANK		LAST 10 GAMES		STRENGTH OF SCHEDULE		OPP. STRENGTH OF SCHEDULE		TEAM RPI		ADJ RPI		CONF. RPI		ADJ CONF. RPI			
DIV. I ONLY		6- 17		.26087 281		3- 7		142		213		246		.44289 246		23		23			
DIV. I NON-CONF.		4- 11		.26667 275		1- 1		130		164		230		.45319 230		24		24			
TOTALS		RPI 1-25		RPI 26-50		W-L RECORDS		RPI 51-100		RPI 101-150		RPI 150+									
6- 17		0- 0		0- 1		OVERALL		0- 3		0- 6		6- 7									
4- 4		0- 0		0- 0		HOME		0- 0		0- 2		4- 2									
1- 8		0- 0		0- 0		AWAY		0- 2		0- 2		1- 4									
1- 5		0- 0		0- 1		NEUTRAL		0- 1		0- 2		1- 1									
4- 11		0- 0		0- 1		NON-CONFERENCE		0- 3		0- 5		4- 2									
3- 1		0- 0		0- 0		HOME		0- 0		0- 1		3- 0									
0- 5		0- 0		0- 0		AWAY		0- 2		0- 2		0- 1									
1- 5		0- 0		0- 1		NEUTRAL		0- 1		0- 2		1- 1									
2- 6		0- 0		0- 0		CONFERENCE		0- 0		0- 1		2- 5									
1- 3		0- 0		0- 0		HOME		0- 0		0- 1		1- 2									
1- 3		0- 0		0- 0		AWAY		0- 0		0- 0		1- 3									
0- 0		0- 0		0- 0		NEUTRAL		0- 0		0- 0		0- 0									
RPI	S	Opponent		Score		RPI	S	Opponent		Score		RPI	S	Opponent		Score					
				43	N	Notre Dame		0	3	54	A	Hofstra		0	3	106	H	American		1	3
										58	A	UCF		0	3	107	H	Albany (NY)		2	3
										80	N	San Diego St.		2	3	109	N	Santa Clara		0	3
																112	N	Auburn		0	3
																133	A	Rhode Island		0	3
																142	A	Louisville		1	3
																174	A	New Hampshire		0	3
																174	H	New Hampshire		1	3
																175	A	Sacred Heart		0	3
																203	N	Kent St.		1	3
																204	A	UMBC		2	3
																204	H	UMBC		2	3
																208	H	Binghamton		3	1
																239	H	Fort Wayne		3	2
																268	H	Fordham		3	2
																274	A	UMass Lowell		3	0
																289	N	Stetson		3	0
																292	A	Hartford		1	3
																315	H	Iona		3	1
LAST 10 GAMES																					
						174	H	New Hampshire		1	3	208	H	Binghamton		3	1				
						204	H	UMBC		2	3	174	A	New Hampshire		0	3				
						292	A	Hartford		1	3	175	A	Sacred Heart		0	3				
						274	A	UMass Lowell		3	0	204	A	UMBC		2	3				
						107	H	Albany (NY)		2	3	268	H	Fordham		3	2				

Non-Div. I Games:

Stony Brook

Average RPI Win: 317		WON-LOST RECORD		WINNING PCT. RANK		LAST 10 GAMES		STRENGTH OF SCHEDULE		OPP. STRENGTH OF SCHEDULE		TEAM RPI		ADJ RPI		CONF. RPI		ADJ CONF. RPI	
Average RPI Loss: 156																			
DIV. I ONLY		16- 8		.66667 78		9- 1		329		323		250		.44092 248		32		32	
DIV. I NON-CONF.		3- 8		.27273 273		0- 1		261		240		283		.40145 281		32		32	
TOTALS		RPI 1-25		RPI 26-50		W-L RECORDS		RPI 51-100		RPI 101-150		RPI 150+							
16- 8		0- 0		0- 2		OVERALL		0- 2		0- 0		16- 4							
8- 5		0- 0		0- 0		HOME		0- 1		0- 0		8- 4							
7- 1		0- 0		0- 1		AWAY		0- 0		0- 0		7- 0							
1- 2		0- 0		0- 1		NEUTRAL		0- 1		0- 0		1- 0							
3- 8		0- 0		0- 2		NON-CONFERENCE		0- 2		0- 0		3- 4							
3- 5		0- 0		0- 0		HOME		0- 1		0- 0		3- 4							
0- 1		0- 0		0- 1		AWAY		0- 0		0- 0		0- 0							
0- 2		0- 0		0- 1		NEUTRAL		0- 1		0- 0		0- 0							
13- 0		0- 0		0- 0		CONFERENCE		0- 0		0- 0		13- 0							
5- 0		0- 0		0- 0		HOME		0- 0		0- 0		5- 0							
7- 0		0- 0		0- 0		AWAY		0- 0		0- 0		7- 0							
1- 0		0- 0		0- 0		NEUTRAL		0- 0		0- 0		1- 0							
RPI S	Opponent	Score		RPI S	Opponent	Score		RPI S	Opponent	Score		RPI S	Opponent	Score					
				37 A	Arizona	0	3	97 H	Towson	0	3	201 H	Tennessee St.	2	3				
				45 N	SMU	0	3	98 N	Pepperdine	0	3	210 H	UMES	0	3				
												252 A	Texas Southern	3	1				
												275 H	Troy	1	3				
												282 H	UAB	0	3				
												300 H	N.C. A&T	3	2				
												302 A	Prairie View	3	0				
												310 H	Chicago St.	3	1				
												317 A	Southern U.	3	0				
												318 H	Alabama A&M	3	1				
												322 H	Ark.-Pine Bluff	3	0				
												322 N	Ark.-Pine Bluff	3	0				
												325 A	Jackson St.	3	1				
												325 H	Jackson St.	3	0				
												326 A	Grambling	3	0				
												326 H	Grambling	3	0				
												330 H	Savannah St.	3	0				
												332 A	Alcorn	3	0				
												334 A	Mississippi Val.	3	0				
												334 H	Mississippi Val.	3	0				
LAST 10 GAMES																			
				334 A	Mississippi Val.	3	0	318 H	Alabama A&M	3	1								
				325 A	Jackson St.	3	1	302 A	Prairie View	3	0								
				326 H	Grambling	3	0	252 A	Texas Southern	3	1								
				322 H	Ark.-Pine Bluff	3	0	325 H	Jackson St.	3	0								
				282 H	UAB	0	3	334 H	Mississippi Val.	3	0								

Non-Div. I Games:

Alabama St.

Average RPI Win: 273		WON-LOST RECORD		WINNING PCT. RANK		LAST 10 GAMES		STRENGTH OF SCHEDULE		OPP. STRENGTH OF SCHEDULE		TEAM RPI		ADJ RPI		CONF. RPI		ADJ CONF. RPI	
DIV. I ONLY		5- 21		.19231 308		1- 9		112		178		247		.44032 249		12		11	
DIV. I NON-CONF.		4- 9		.30769 256		0- 0		87		234		199		.47701 205		11		11	
TOTALS		RPI 1-25		RPI 26-50		W-L RECORDS		RPI 51-100		RPI 101-150		RPI 150+							
5- 21		0- 0		0- 6		OVERALL		0- 3		0- 7		5- 5							
3- 7		0- 0		0- 2		HOME		0- 0		0- 3		3- 2							
0- 10		0- 0		0- 4		AWAY		0- 1		0- 2		0- 3							
2- 4		0- 0		0- 0		NEUTRAL		0- 2		0- 2		2- 0							
4- 9		0- 0		0- 2		NON-CONFERENCE		0- 2		0- 4		4- 1							
2- 2		0- 0		0- 1		HOME		0- 0		0- 1		2- 0							
0- 3		0- 0		0- 1		AWAY		0- 0		0- 1		0- 1							
2- 4		0- 0		0- 0		NEUTRAL		0- 2		0- 2		2- 0							
1- 12		0- 0		0- 4		CONFERENCE		0- 1		0- 3		1- 4							
1- 5		0- 0		0- 1		HOME		0- 0		0- 2		1- 2							
0- 7		0- 0		0- 3		AWAY		0- 1		0- 1		0- 2							
0- 0		0- 0		0- 0		NEUTRAL		0- 0		0- 0		0- 0							
RPI	S	Opponent	Score	RPI	S	Opponent	Score	RPI	S	Opponent	Score	RPI	S	Opponent	Score				
				33	H	Dayton	0 3	62	A	Southern Ill.	0 3	108	H	Illinois St.	0 3				
				35	A	Wichita St.	0 3	89	N	Green Bay	0 3	111	N	Kennesaw St.	0 3				
				46	A	Missouri St.	0 3	94	N	Marshall	0 3	117	A	SIUE	0 3				
				47	A	UNI	0 3					129	N	Northern Ky.	0 3				
				47	H	UNI	0 3					144	A	Loyola Chicago	0 3				
				50	A	Indiana	0 3					144	H	Loyola Chicago	2 3				
												145	H	Austin Peay	0 3				
												193	A	Drake	1 3				
												193	H	Drake	2 3				
												203	H	Kent St.	3 2				
												214	H	Indiana St.	2 3				
												271	A	Bradley	0 3				
												271	H	Bradley	3 2				
												277	N	La.-Monroe	3 2				
												290	A	Jacksonville St.	2 3				
												298	H	Southeast Mo. St.	3 2				
												314	N	Nicholls St.	3 1				
				LAST 10 GAMES															
				144	H	Loyola Chicago	2 3	46	A	Missouri St.	0 3								
				271	H	Bradley	3 2	214	H	Indiana St.	2 3								
				193	A	Drake	1 3	108	H	Illinois St.	0 3								
				47	A	UNI	0 3	271	A	Bradley	0 3								
				62	A	Southern Ill.	0 3	144	A	Loyola Chicago	0 3								

Non-Div. I Games:

Evansville

Average RPI Win:	276	WON-LOST	WINNING	LAST 10	STRENGTH OF	OPP. STRENGTH	TEAM	ADJ	CONF.	ADJ CONF.	
Average RPI Loss:	187	RECORD	PCT. RANK	GAMES	SCHEDULE	OF SCHEDULE	RPI	RPI	RPI	RPI	
DIV. I ONLY	10- 13	.43478	205	5- 5	260	287	248	.43877	250	24	24
DIV. I NON-CONF.	5- 5	.5	168	0- 0	324	304	281	.40128	282	27	27
<hr/>											
TOTALS	RPI 1-25	RPI 26-50		W-L RECORDS		RPI 51-100		RPI 101-150		RPI 150+	
10- 13	0- 0	0- 0		OVERALL		0- 1		1- 3		9- 9	
8- 3	0- 0	0- 0		HOME		0- 0		1- 1		7- 2	
1- 7	0- 0	0- 0		AWAY		0- 1		0- 2		1- 4	
1- 3	0- 0	0- 0		NEUTRAL		0- 0		0- 0		1- 3	
<hr/>											
5- 5	0- 0	0- 0		NON-CONFERENCE		0- 1		0- 0		5- 4	
4- 0	0- 0	0- 0		HOME		0- 0		0- 0		4- 0	
0- 2	0- 0	0- 0		AWAY		0- 1		0- 0		0- 1	
1- 3	0- 0	0- 0		NEUTRAL		0- 0		0- 0		1- 3	
<hr/>											
5- 8	0- 0	0- 0		CONFERENCE		0- 0		1- 3		4- 5	
4- 3	0- 0	0- 0		HOME		0- 0		1- 1		3- 2	
1- 5	0- 0	0- 0		AWAY		0- 0		0- 2		1- 3	
0- 0	0- 0	0- 0		NEUTRAL		0- 0		0- 0		0- 0	
<hr/>											
RPI S	Opponent	Score	RPI S	Opponent	Score	RPI S	Opponent	Score	RPI S	Opponent	Score
						58 A	UCF	0 3	118 A	Radford	2 3
						118 H	Radford	1 3			
						140 A	High Point	0 3			
						140 H	High Point	3 0			
						167 A	Georgia	1 3			
						168 A	Liberty	0 3			
						168 H	Liberty	2 3			
						195 A	Campbell	0 3			
						219 N	Central Mich.	0 3			
						236 H	Winthrop	3 1			
						253 N	Central Ark.	1 3			
						261 N	San Francisco	1 3			
						263 H	Western Caro.	3 0			
						279 A	Gardner-Webb	3 2			
						279 H	Gardner-Webb	3 2			
						281 A	Charleston So.	1 3			
						281 H	Charleston So.	1 3			
						289 H	Stetson	3 2			
						303 H	Presbyterian	3 2			
						318 H	Alabama A&M	3 0			
324 H	N.C. Central	3 0									
330 N	Savannah St.	3 0									
LAST 10 GAMES											
168 A Liberty			0 3			140 H High Point			3 0		
118 A Radford			2 3			236 H Winthrop			3 1		
279 H Gardner-Webb			3 2			281 H Charleston So.			1 3		
281 A Charleston So.			1 3			279 A Gardner-Webb			3 2		
303 H Presbyterian			3 2			118 H Radford			1 3		

Non-Div. I Games:	Montreat	3	0
--------------------------	-----------------	----------	----------

UNC Asheville

Average RPI Win:	280	WON-LOST RECORD	WINNING PCT. RANK	LAST 10 GAMES	STRENGTH OF SCHEDULE	OPP. STRENGTH OF SCHEDULE	TEAM RPI	ADJ RPI	CONF. RPI	ADJ CONF. RPI	
Average RPI Loss:	162										
DIV. I ONLY	9- 15	.375	235	5- 5	235	268	253	.43816	251	28	28
DIV. I NON-CONF.	4- 9	.30769	256	1- 1	204	272	256	.42921	255	25	25
<hr/>											
TOTALS	RPI 1-25	RPI 26-50		W-L RECORDS		RPI 51-100		RPI 101-150		RPI 150+	
9- 15	0- 0	0- 0		OVERALL		0- 4		0- 4		9- 7	
4- 5	0- 0	0- 0		HOME		0- 0		0- 3		4- 2	
4- 4	0- 0	0- 0		AWAY		0- 2		0- 1		4- 1	
1- 6	0- 0	0- 0		NEUTRAL		0- 2		0- 0		1- 4	
<hr/>											
4- 9	0- 0	0- 0		NON-CONFERENCE		0- 3		0- 2		4- 4	
2- 2	0- 0	0- 0		HOME		0- 0		0- 2		2- 0	
1- 1	0- 0	0- 0		AWAY		0- 1		0- 0		1- 0	
1- 6	0- 0	0- 0		NEUTRAL		0- 2		0- 0		1- 4	
<hr/>											
5- 6	0- 0	0- 0		CONFERENCE		0- 1		0- 2		5- 3	
2- 3	0- 0	0- 0		HOME		0- 0		0- 1		2- 2	
3- 3	0- 0	0- 0		AWAY		0- 1		0- 1		3- 1	
0- 0	0- 0	0- 0		NEUTRAL		0- 0		0- 0		0- 0	
<hr/>											
RPI S	Opponent	Score	RPI S	Opponent	Score	RPI S	Opponent	Score	RPI S	Opponent	Score
						59 N	Alabama	1 3	122 H	Fresno St.	0 3
						65 A	A&M-Corpus Christi	0 3	137 H	UTRGV	2 3
						74 A	Tulsa	1 3	148 A	SFA	0 3
						92 N	South Dakota	0 3	148 H	SFA	1 3
									162 H	Sam Houston St.	1 3
									188 H	Houston Baptist	3 2
									194 N	North Texas	0 3
									213 N	Little Rock	2 3
									233 N	Oral Roberts	0 3
									245 A	Northwestern St.	1 3
									252 H	Texas Southern	3 0
									253 A	Central Ark.	3 1
									258 H	Abilene Christian	2 3
									266 H	Lamar University	3 2
									277 N	La.-Monroe	0 3
									302 A	Prairie View	3 1
									302 H	Prairie View	3 0
									306 A	Southeastern La.	3 2
									323 A	New Orleans	3 0
									332 N	Alcorn	3 0
			LAST 10 GAMES								
			65 A	A&M-Corpus Christi	0 3	266 H	Lamar University	3 2			
			137 H	UTRGV	2 3	148 H	SFA	1 3			
			323 A	New Orleans	3 0	162 H	Sam Houston St.	1 3			
			306 A	Southeastern La.	3 2	245 A	Northwestern St.	1 3			
			188 H	Houston Baptist	3 2	302 A	Prairie View	3 1			

Non-Div. I Games:

Incarnate Word

Average RPI Win: 315		WON-LOST RECORD		WINNING PCT. RANK		LAST 10 GAMES		STRENGTH OF SCHEDULE		OPP. STRENGTH OF SCHEDULE		TEAM RPI		ADJ RPI		CONF. RPI		ADJ CONF. RPI	
Average RPI Loss: 184																			
DIV. I ONLY		14- 9		.6087 113		8- 2		323		317		255		.43696 252		32		32	
DIV. I NON-CONF.		2- 8		.2 289		0- 1		227		216		285		.39901 283		32		32	
TOTALS		RPI 1-25		RPI 26-50		W-L RECORDS		RPI 51-100		RPI 101-150		RPI 150+							
14- 9		0- 0		0- 0		OVERALL		0- 1		0- 2		14- 6							
6- 2		0- 0		0- 0		HOME		0- 0		0- 0		6- 2							
5- 2		0- 0		0- 0		AWAY		0- 0		0- 0		5- 2							
3- 5		0- 0		0- 0		NEUTRAL		0- 1		0- 2		3- 2							
2- 8		0- 0		0- 0		NON-CONFERENCE		0- 1		0- 2		2- 5							
0- 1		0- 0		0- 0		HOME		0- 0		0- 0		0- 1							
0- 2		0- 0		0- 0		AWAY		0- 0		0- 0		0- 2							
2- 5		0- 0		0- 0		NEUTRAL		0- 1		0- 2		2- 2							
12- 1		0- 0		0- 0		CONFERENCE		0- 0		0- 0		12- 1							
6- 1		0- 0		0- 0		HOME		0- 0		0- 0		6- 1							
5- 0		0- 0		0- 0		AWAY		0- 0		0- 0		5- 0							
1- 0		0- 0		0- 0		NEUTRAL		0- 0		0- 0		1- 0							
RPI S	Opponent	Score		RPI S	Opponent	Score		RPI S	Opponent	Score		RPI S	Opponent	Score					
								97 N	Towson	0	3	122 N	Fresno St.	0	3				
												132 N	Idaho St.	1	3				
												188 H	Houston Baptist	1	3				
												201 N	Tennessee St.	0	3				
												210 N	UMES	1	3				
												211 A	Houston	1	3				
												248 H	Alabama St.	1	3				
												251 A	Incarnate Word	0	3				
												266 N	Lamar University	3	2				
												300 N	N.C. A&T	3	0				
												302 A	Prairie View	3	1				
												302 H	Prairie View	3	0				
												302 N	Prairie View	3	1				
												317 H	Southern U.	3	0				
												318 H	Alabama A&M	3	1				
												322 A	Ark.-Pine Bluff	3	1				
												325 A	Jackson St.	3	0				
												325 H	Jackson St.	3	0				
												326 A	Grambling	3	1				
												332 H	Alcorn	3	0				
												334 A	Mississippi Val.	3	0				
												334 H	Mississippi Val.	3	0				
LAST 10 GAMES																			
												302 A	Prairie View	3	1				
												325 H	Jackson St.	3	0				
												334 H	Mississippi Val.	3	0				
												317 H	Southern U.	3	0				
												332 H	Alcorn	3	0				
												318 H	Alabama A&M	3	1				
												248 H	Alabama St.	1	3				
												302 H	Prairie View	3	0				
												188 H	Houston Baptist	1	3				
												325 A	Jackson St.	3	0				

Non-Div. I Games: St. Thomas (TX) 3 0

Texas Southern

Average RPI Win: 277		WON-LOST	WINNING	LAST 10	STRENGTH OF		OPP. STRENGTH	TEAM	ADJ	CONF.	ADJ CONF.
Average RPI Loss: 171		RECORD	PCT. RANK	GAMES	SCHEDULE		OF SCHEDULE	RPI	RPI	RPI	RPI
DIV. I ONLY		11- 13	.45833	191	296		261	256	.43396	253	28
DIV. I NON-CONF.		6- 6	.5	168	268		243	225	.45486	225	25
TOTALS		RPI 1-25	RPI 26-50		W-L RECORDS		RPI 51-100		RPI 101-150		RPI 150+
11- 13	0- 0	0- 0		OVERALL		0- 4		0- 1		11- 8	
4- 5	0- 0	0- 0		HOME		0- 1		0- 0		4- 4	
3- 6	0- 0	0- 0		AWAY		0- 2		0- 1		3- 3	
4- 2	0- 0	0- 0		NEUTRAL		0- 1		0- 0		4- 1	
6- 6	0- 0	0- 0		NON-CONFERENCE		0- 3		0- 0		6- 3	
1- 2	0- 0	0- 0		HOME		0- 0		0- 0		1- 2	
1- 2	0- 0	0- 0		AWAY		0- 2		0- 0		1- 0	
4- 2	0- 0	0- 0		NEUTRAL		0- 1		0- 0		4- 1	
5- 7	0- 0	0- 0		CONFERENCE		0- 1		0- 1		5- 5	
3- 3	0- 0	0- 0		HOME		0- 1		0- 0		3- 2	
2- 4	0- 0	0- 0		AWAY		0- 0		0- 1		2- 3	
0- 0	0- 0	0- 0		NEUTRAL		0- 0		0- 0		0- 0	
RPI S	Opponent	Score	RPI S	Opponent	Score	RPI S	Opponent	Score	RPI S	Opponent	Score
						58 A	UCF	1 3	148 A	SFA	0 3
						65 H	A&M-Corpus Christi	0 3	162 A	Sam Houston St.	0 3
						68 A	Arkansas St.	0 3	188 A	Houston Baptist	1 3
						74 N	Tulsa	1 3	190 N	Belmont	2 3
									191 A	Memphis	3 1
									219 N	Central Mich.	3 0
									233 H	Oral Roberts	1 3
									245 H	Northwestern St.	0 3
									250 N	UNC Asheville	3 1
									251 H	Incarnate Word	1 3
									258 H	Abilene Christian	3 1
									262 N	UT Martin	3 0
									266 A	Lamar University	2 3
									277 H	La.-Monroe	2 3
									287 A	McNeese	3 1
									306 H	Southeastern La.	3 0
									310 N	Chicago St.	3 1
									314 A	Nicholls St.	3 1
									323 H	New Orleans	3 0
									332 H	Alcorn	3 0
LAST 10 GAMES											
						258 H	Abilene Christian	3 1	188 A	Houston Baptist	1 3
						162 A	Sam Houston St.	0 3	266 A	Lamar University	2 3
						148 A	SFA	0 3	65 H	A&M-Corpus Christi	0 3
						323 H	New Orleans	3 0	245 H	Northwestern St.	0 3
						306 H	Southeastern La.	3 0	287 A	McNeese	3 1

Non-Div. I Games:

Central Ark.

Average RPI Win:	293	WON-LOST RECORD	WINNING PCT. RANK	LAST 10 GAMES	STRENGTH OF SCHEDULE	OPP. STRENGTH OF SCHEDULE	TEAM RPI	ADJ RPI	CONF. RPI	ADJ CONF. RPI			
DIV. I ONLY		19- 9	.67857	76	6- 4	331	315	251	.4338	254	30	30	
DIV. I NON-CONF.		8- 5	.61538	119	0- 0	330	323	269	.41525	273	31	31	
<hr/>													
TOTALS	RPI 1-25	RPI 26-50		W-L RECORDS		RPI 51-100		RPI 101-150		RPI 150+			
19- 9	0- 0	0- 0		OVERALL		0- 0		0- 0		19- 9			
9- 3	0- 0	0- 0		HOME		0- 0		0- 0		9- 3			
5- 5	0- 0	0- 0		AWAY		0- 0		0- 0		5- 5			
5- 1	0- 0	0- 0		NEUTRAL		0- 0		0- 0		5- 1			
<hr/>													
8- 5	0- 0	0- 0		NON-CONFERENCE		0- 0		0- 0		8- 5			
2- 1	0- 0	0- 0		HOME		0- 0		0- 0		2- 1			
1- 3	0- 0	0- 0		AWAY		0- 0		0- 0		1- 3			
5- 1	0- 0	0- 0		NEUTRAL		0- 0		0- 0		5- 1			
<hr/>													
11- 4	0- 0	0- 0		CONFERENCE		0- 0		0- 0		11- 4			
7- 2	0- 0	0- 0		HOME		0- 0		0- 0		7- 2			
4- 2	0- 0	0- 0		AWAY		0- 0		0- 0		4- 2			
0- 0	0- 0	0- 0		NEUTRAL		0- 0		0- 0		0- 0			
<hr/>													
RPI	S	Opponent	Score	RPI	S	Opponent	Score	RPI	S	Opponent	Score		
								158	H	Fairfield	0	3	
								206	A	Marist	0	3	
								206	H	Marist	3	2	
								238	A	Providence	3	2	
								244	H	Bryant	3	0	
								265	A	La Salle	0	3	
								265	N	La Salle	3	2	
								268	A	Fordham	0	3	
								270	N	Holy Cross	1	3	
								274	H	UMass Lowell	0	3	
								280	A	Rider	3	2	
								280	H	Rider	3	1	
								284	A	Siena	3	0	
								284	H	Siena	3	1	
								291	H	Niagara	2	3	
								305	N	NJIT	3	0	
								305	N	NJIT	3	1	
								309	A	Manhattan	2	3	
								309	H	Manhattan	3	0	
								311	N	Morgan St.	3	1	
312	A	St. Francis Brooklyn	2	3									
								315	A	Iona	3	1	
								315	H	Iona	3	0	
								316	N	Saint Francis (PA)	3	1	
								319	H	Canisius	3	0	
								329	H	Fairleigh Dickinson	3	1	
								331	A	Saint Peter's	3	0	
<hr/>													
				LAST 10 GAMES									
				280 H Rider				3	1	284 H Siena		3	1
				331 H Saint Peter's				3	0	206 H Marist		3	2
				206 A Marist				0	3	158 H Fairfield		0	3
				309 A Manhattan				2	3	291 H Niagara		2	3
				315 A Iona				3	1	319 H Canisius		3	0

Non-Div. I Games:

Quinnipiac

Quinnipiac

Average RPI Win:		293	WON-LOST RECORD		WINNING PCT. RANK		LAST 10 GAMES		STRENGTH OF SCHEDULE		OPP. STRENGTH OF SCHEDULE		TEAM RPI		ADJ RPI		CONF. RPI		ADJ CONF. RPI								
DIV. I ONLY			12- 15		.44444 199		6- 4		280		302		257		.43361 255		29		29								
DIV. I NON-CONF.			6- 10		.375 231		0- 1		266		269		265		.42099 264		29		29								
TOTALS		RPI 1-25		RPI 26-50				W-L RECORDS		RPI 51-100				RPI 101-150				RPI 150+									
12- 15		0- 1		0- 1				OVERALL		0- 0				0- 1				12- 12									
7- 5		0- 0		0- 0				HOME		0- 0				0- 1				7- 4									
4- 5		0- 0		0- 1				AWAY		0- 0				0- 0				4- 4									
1- 5		0- 1		0- 0				NEUTRAL		0- 0				0- 0				1- 4									
6- 10		0- 1		0- 1				NON-CONFERENCE		0- 0				0- 1				6- 7									
3- 2		0- 0		0- 0				HOME		0- 0				0- 1				3- 1									
2- 3		0- 0		0- 1				AWAY		0- 0				0- 0				2- 2									
1- 5		0- 1		0- 0				NEUTRAL		0- 0				0- 0				1- 4									
6- 5		0- 0		0- 0				CONFERENCE		0- 0				0- 0				6- 5									
4- 3		0- 0		0- 0				HOME		0- 0				0- 0				4- 3									
2- 2		0- 0		0- 0				AWAY		0- 0				0- 0				2- 2									
0- 0		0- 0		0- 0				NEUTRAL		0- 0				0- 0				0- 0									
RPI	S	Opponent		Score		RPI	S	Opponent		Score		RPI	S	Opponent		Score		RPI	S	Opponent		Score					
19	N	Western Ky.		0	3	30	A	Pittsburgh		0	3			123	H	West Virginia		0	3			175	A	Sacred Heart		0	3
														175	H	Sacred Heart		1	3			179	A	Duquesne		0	3
														203	A	Kent St.		0	3			204	A	UMBC		3	2
														221	H	Youngstown St.		1	3			231	H	LIU Brooklyn		3	0
														236	N	Winthrop		2	3			240	N	Lehigh		1	3
														243	A	Central Conn. St.		3	1			243	H	Central Conn. St.		2	3
														244	A	Bryant		2	3			244	H	Bryant		1	3
														260	N	Morehead St.		1	3			279	N	Gardner-Webb		1	3
														294	A	The Citadel		3	2			308	H	Bucknell		3	2
														311	N	Morgan St.		3	0			312	H	St. Francis Brooklyn		3	1
														313	H	Buffalo		3	0			316	H	Saint Francis (PA)		3	0
														328	H	Coppin St.		3	1			329	A	Fairleigh Dickinson		3	0
														329	H	Fairleigh Dickinson		3	0								
LAST 10 GAMES																											
														175	H	Sacred Heart		1	3			123	H	West Virginia		0	3
														329	H	Fairleigh Dickinson		3	0			231	H	LIU Brooklyn		3	0
														244	A	Bryant		2	3			312	H	St. Francis Brooklyn		3	1
														243	A	Central Conn. St.		3	1			175	A	Sacred Heart		0	3
														316	H	Saint Francis (PA)		3	0			329	A	Fairleigh Dickinson		3	0

Average RPI Win:	271	WON-LOST RECORD	WINNING PCT. RANK	LAST 10 GAMES	STRENGTH OF SCHEDULE	OPP. STRENGTH OF SCHEDULE	TEAM RPI	ADJ RPI	CONF. RPI	ADJ CONF. RPI		
DIV. I ONLY		12- 15	.44444	199	4- 6	283	257	252	.43354	256	14	14
DIV. I NON-CONF.		9- 7	.5625	144	1- 1	320	299	261	.42111	263	16	16
<hr/>												
TOTALS	RPI 1-25	RPI 26-50		W-L RECORDS		RPI 51-100		RPI 101-150		RPI 150+		
12- 15	0- 1	0- 0		OVERALL		1- 3		0- 2		11- 9		
6- 4	0- 1	0- 0		HOME		1- 1		0- 0		5- 2		
2- 7	0- 0	0- 0		AWAY		0- 2		0- 1		2- 4		
4- 4	0- 0	0- 0		NEUTRAL		0- 0		0- 1		4- 3		
<hr/>												
9- 7	0- 0	0- 0		NON-CONFERENCE		0- 1		0- 1		9- 5		
3- 1	0- 0	0- 0		HOME		0- 0		0- 0		3- 1		
2- 2	0- 0	0- 0		AWAY		0- 1		0- 0		2- 1		
4- 4	0- 0	0- 0		NEUTRAL		0- 0		0- 1		4- 3		
<hr/>												
3- 8	0- 1	0- 0		CONFERENCE		1- 2		0- 1		2- 4		
3- 3	0- 1	0- 0		HOME		1- 1		0- 0		2- 1		
0- 5	0- 0	0- 0		AWAY		0- 1		0- 1		0- 3		
0- 0	0- 0	0- 0		NEUTRAL		0- 0		0- 0		0- 0		
<hr/>												
RPI	S	Opponent	Score	RPI	S	Opponent	Score	RPI	S	Opponent	Score	
19	H	Western Ky.	0 3					64	H	UTSA	3 0	
								74	A	Tulsa	1 3	
								85	A	Rice	0 3	
								94	H	Marshall	1 3	
								104	N	Bowling Green	2 3	
								115	A	Southern Miss.	0 3	
								156	N	Ill.-Chicago	2 3	
								170	A	Fla. Atlantic	0 3	
								191	A	Memphis	1 3	
								193	N	Drake	0 3	
								194	H	North Texas	0 3	
								220	A	FIU	1 3	
								233	N	Oral Roberts	3 1	
								245	N	Northwestern St.	3 1	
								247	H	UTEP	3 1	
								269	H	Middle Tenn.	3 1	
								277	H	La.-Monroe	0 3	
								282	A	UAB	1 3	
								298	A	Southeast Mo. St.	3 2	
								301	A	Eastern Ill.	3 2	
								301	N	Eastern Ill.	3 1	
								322	H	Ark.-Pine Bluff	3 0	
								323	N	New Orleans	1 3	
								325	H	Jackson St.	3 0	
								325	N	Jackson St.	3 0	
								326	H	Grambling	3 0	
<hr/>												
				LAST 10 GAMES								
				64	H	UTSA	3 0	115	A	Southern Miss.	0 3	
				247	H	UTEP	3 1	326	H	Grambling	3 0	
				220	A	FIU	1 3	282	A	UAB	1 3	
				170	A	Fla. Atlantic	0 3	269	H	Middle Tenn.	3 1	
				94	H	Marshall	1 3	277	H	La.-Monroe	0 3	
























Non-Div. I Games:

Louisiana Tech

Average RPI Win: 284		WON-LOST RECORD		WINNING PCT. RANK		LAST 10 GAMES		STRENGTH OF SCHEDULE		OPP. STRENGTH OF SCHEDULE		TEAM RPI		ADJ RPI		CONF. RPI		ADJ CONF. RPI	
DIV. I ONLY		12- 12		.5 173		7- 3		304		276		254		.43272 257		26		26	
DIV. I NON-CONF.		5- 7		.41667 212		0- 0		312		258		280		.40208 280		26		26	
TOTALS		RPI 1-25		RPI 26-50		W-L RECORDS		RPI 51-100		RPI 101-150		RPI 150+							
12- 12		0- 0		0- 0		OVERALL		0- 1		0- 3		12- 8							
6- 2		0- 0		0- 0		HOME		0- 0		0- 1		6- 1							
3- 5		0- 0		0- 0		AWAY		0- 1		0- 1		3- 3							
3- 5		0- 0		0- 0		NEUTRAL		0- 0		0- 1		3- 4							
5- 7		0- 0		0- 0		NON-CONFERENCE		0- 1		0- 1		5- 5							
0- 0		0- 0		0- 0		HOME		0- 0		0- 0		0- 0							
2- 2		0- 0		0- 0		AWAY		0- 1		0- 0		2- 1							
3- 5		0- 0		0- 0		NEUTRAL		0- 0		0- 1		3- 4							
7- 5		0- 0		0- 0		CONFERENCE		0- 0		0- 2		7- 3							
6- 2		0- 0		0- 0		HOME		0- 0		0- 1		6- 1							
1- 3		0- 0		0- 0		AWAY		0- 0		0- 1		1- 2							
0- 0		0- 0		0- 0		NEUTRAL		0- 0		0- 0		0- 0							
RPI S	Opponent	Score		RPI S	Opponent	Score		RPI S	Opponent	Score		RPI S	Opponent	Score					
								84 A	Duke	2	3	117 A	SIUE	0	3				
												128 N	LSU	0	3				
												145 H	Austin Peay	1	3				
												153 N	UNCG	2	3				
												184 N	Navy	0	3				
												189 N	Eastern Wash.	2	3				
												190 H	Belmont	2	3				
												201 H	Tennessee St.	3	0				
												221 N	Youngstown St.	1	3				
												260 H	Morehead St.	3	0				
												262 H	UT Martin	3	1				
												273 A	Tennessee Tech	1	3				
												273 H	Tennessee Tech	3	0				
												278 N	Cal St. Fullerton	3	1				
												285 A	Grand Canyon	1	3				
												290 A	Jacksonville St.	0	3				
												290 H	Jacksonville St.	3	2				
												295 A	Akron	3	1				
												298 H	Southeast Mo. St.	3	2				
												301 A	Eastern Ill.	3	2				
												315 N	Iona	3	0				
												316 A	Saint Francis (PA)	3	0				
												319 N	Canisius	3	0				
				LAST 10 GAMES															
				273 H Tennessee Tech				3 0				301 A Eastern Ill.				3 2			
				290 H Jacksonville St.				3 2				190 H Belmont				2 3			
				262 H UT Martin				3 1				201 H Tennessee St.				3 0			
				298 H Southeast Mo. St.				3 2				145 H Austin Peay				1 3			
				117 A SIUE				0 3				260 H Morehead St.				3 0			

Non-Div. I Games:

Eastern Ky.

Average RPI Win: 241		WON-LOST	WINNING	LAST 10	STRENGTH OF		OPP. STRENGTH	TEAM	ADJ	CONF.	ADJ CONF.
Average RPI Loss: 168		RECORD	PCT. RANK	GAMES	SCHEDULE		OF SCHEDULE	RPI	RPI	RPI	RPI
DIV. I ONLY		8- 19	.2963	265	6- 4		199	237	258	.43135	258
DIV. I NON-CONF.		1- 14	.06667	319	0- 0		114	189	279	.40761	278
TOTALS		RPI 1-25	RPI 26-50		W-L RECORDS		RPI 51-100		RPI 101-150		RPI 150+
8- 19	0- 0	0- 0		OVERALL		0- 3		1- 6		7- 10	
5- 0	0- 0	0- 0		HOME		0- 0		1- 0		4- 0	
3- 9	0- 0	0- 0		AWAY		0- 1		0- 2		3- 6	
0- 10	0- 0	0- 0		NEUTRAL		0- 2		0- 4		0- 4	
1- 14	0- 0	0- 0		NON-CONFERENCE		0- 2		0- 6		1- 6	
1- 0	0- 0	0- 0		HOME		0- 0		0- 0		1- 0	
0- 4	0- 0	0- 0		AWAY		0- 0		0- 2		0- 2	
0- 10	0- 0	0- 0		NEUTRAL		0- 2		0- 4		0- 4	
7- 5	0- 0	0- 0		CONFERENCE		0- 1		1- 0		6- 4	
4- 0	0- 0	0- 0		HOME		0- 0		1- 0		3- 0	
3- 5	0- 0	0- 0		AWAY		0- 1		0- 0		3- 4	
0- 0	0- 0	0- 0		NEUTRAL		0- 0		0- 0		0- 0	
RPI S	Opponent	Score	RPI S	Opponent	Score	RPI S	Opponent	Score	RPI S	Opponent	Score
						65 A	A&M-Corpus Christi	0 	105 N	Tulane	0 
						66 N	FGCU	1 	120 N	Arizona St.	0 
						92 N	South Dakota	1 	130 A	Texas Tech	0 
									131 A	New Mexico	0 
									137 N	UTRGV	2 
									137 N	UTRGV	0 
									148 H	SFA	3 2
									158 N	Fairfield	0 
									162 H	Sam Houston St.	3 2
									170 A	Fla. Atlantic	1 
									177 H	UT Arlington	3 2
									180 N	UMKC	0 
									188 A	Houston Baptist	0 
									199 N	Idaho	1 
									233 N	Oral Roberts	0 
									245 A	Northwestern St.	3 0
									251 A	Incarnate Word	3 2
									253 A	Central Ark.	1 
									266 A	Lamar University	0 
									283 A	Omaha	2 
									287 A	McNeese	0 
									306 H	Southeastern La.	3 1
									314 A	Nicholls St.	3 0
									323 H	New Orleans	3 1
LAST 10 GAMES											
						253 A	Central Ark.	1 	188 A	Houston Baptist	0 
						245 A	Northwestern St.	3 0	314 A	Nicholls St.	3 0
						266 A	Lamar University	0 	287 A	McNeese	0 
						162 H	Sam Houston St.	3 2	306 H	Southeastern La.	3 1
						148 H	SFA	3 2	323 H	New Orleans	3 1

Non-Div. I Games:

Abilene Christian

Average RPI Win: 232		WON-LOST RECORD		WINNING PCT. RANK		LAST 10 GAMES		STRENGTH OF SCHEDULE		OPP. STRENGTH OF SCHEDULE		TEAM RPI		ADJ RPI		CONF. RPI		ADJ CONF. RPI	
DIV. I ONLY		4- 16		.2 305		2- 8		123		258		260		.43083 259		17		17	
DIV. I NON-CONF.		2- 8		.2 289		0- 0		143		275		268		.41998 268		21		21	
TOTALS		RPI 1-25		RPI 26-50		W-L RECORDS		RPI 51-100		RPI 101-150		RPI 150+							
4- 16		0- 0		0- 0		OVERALL		0- 3		0- 2		4- 11							
3- 7		0- 0		0- 0		HOME		0- 1		0- 1		3- 5							
1- 6		0- 0		0- 0		AWAY		0- 1		0- 1		1- 4							
0- 3		0- 0		0- 0		NEUTRAL		0- 1		0- 0		0- 2							
2- 8		0- 0		0- 0		NON-CONFERENCE		0- 2		0- 0		2- 6							
2- 3		0- 0		0- 0		HOME		0- 1		0- 0		2- 2							
0- 2		0- 0		0- 0		AWAY		0- 0		0- 0		0- 2							
0- 3		0- 0		0- 0		NEUTRAL		0- 1		0- 0		0- 2							
2- 8		0- 0		0- 0		CONFERENCE		0- 1		0- 2		2- 5							
1- 4		0- 0		0- 0		HOME		0- 0		0- 1		1- 3							
1- 4		0- 0		0- 0		AWAY		0- 1		0- 1		1- 2							
0- 0		0- 0		0- 0		NEUTRAL		0- 0		0- 0		0- 0							
RPI	S	Opponent		Score	RPI	S	Opponent		Score	RPI	S	Opponent		Score	RPI	S	Opponent		Score
							73	N	UC Santa Barbara	0	3		101	A	Yale		1	3	
							78	H	New Mexico St.	0	3		101	H	Yale		0	3	
							79	A	Princeton	0	3		158	N	Fairfield		0	3	
													178	A	Columbia		0	3	
													178	H	Columbia		0	3	
													181	N	St. John's (NY)		0	3	
													187	A	Penn		0	3	
													205	A	Cornell		3	2	
													205	H	Cornell		1	3	
													208	H	Binghamton		1	3	
													216	H	Harvard		1	3	
													237	H	Dartmouth		3	1	
													238	H	Providence		2	3	
													243	H	Central Conn. St.		3	2	
													244	H	Bryant		3	1	
													261	A	San Francisco		1	3	
													270	A	Holy Cross		2	3	
					LAST 10 GAMES														
							205	H	Cornell	1	3		237	H	Dartmouth		3	1	
							178	H	Columbia	0	3		216	H	Harvard		1	3	
							101	A	Yale	1	3		178	A	Columbia		0	3	
							187	A	Penn	0	3		205	A	Cornell		3	2	
							79	A	Princeton	0	3		101	H	Yale		0	3	

Non-Div. I Games:

Brown

Average RPI Win: 268		WON-LOST	WINNING	LAST 10	STRENGTH OF		OPP. STRENGTH	TEAM	ADJ	CONF.	ADJ CONF.
Average RPI Loss: 192		RECORD	PCT. RANK	GAMES	SCHEDULE		OF SCHEDULE	RPI	RPI	RPI	RPI
DIV. I ONLY		11- 15	.42308	211	6- 4		281	271	259	.42951	260
DIV. I NON-CONF.		4- 10	.28571	269	0- 1		279	231	286	.3962	286
TOTALS		RPI 1-25	RPI 26-50		W-L RECORDS		RPI 51-100		RPI 101-150		RPI 150+
11- 15	0- 0	0- 1		OVERALL		0- 1		0- 3		11- 10	
7- 8	0- 0	0- 1		HOME		0- 0		0- 1		7- 6	
2- 4	0- 0	0- 0		AWAY		0- 0		0- 1		2- 3	
2- 3	0- 0	0- 0		NEUTRAL		0- 1		0- 1		2- 1	
4- 10	0- 0	0- 1		NON-CONFERENCE		0- 1		0- 2		4- 6	
2- 6	0- 0	0- 1		HOME		0- 0		0- 1		2- 4	
0- 1	0- 0	0- 0		AWAY		0- 0		0- 0		0- 1	
2- 3	0- 0	0- 0		NEUTRAL		0- 1		0- 1		2- 1	
7- 5	0- 0	0- 0		CONFERENCE		0- 0		0- 1		7- 4	
5- 2	0- 0	0- 0		HOME		0- 0		0- 0		5- 2	
2- 3	0- 0	0- 0		AWAY		0- 0		0- 1		2- 2	
0- 0	0- 0	0- 0		NEUTRAL		0- 0		0- 0		0- 0	
RPI S	Opponent	Score	RPI S	Opponent	Score	RPI S	Opponent	Score	RPI S	Opponent	Score
			33 H	Dayton	0 3	94 N	Marshall	1 3	117 A	SIUE	2 3
									123 N	West Virginia	2 3
									129 H	Northern Ky.	1 3
									159 H	Murray St.	3 0
									190 H	Belmont	3 1
									192 H	Wright St.	1 3
									201 H	Tennessee St.	2 3
									203 H	Kent St.	0 3
									209 H	Ball St.	1 3
									214 N	Indiana St.	0 3
									255 N	Robert Morris	3 1
									257 A	Eastern Ky.	0 3
									262 H	UT Martin	0 3
									267 H	Montana	2 3
									273 A	Tennessee Tech	3 0
									273 H	Tennessee Tech	3 1
									279 N	Gardner-Webb	3 1
									290 A	Jacksonville St.	1 3
									290 H	Jacksonville St.	3 0
									294 A	The Citadel	2 3
									297 H	Appalachian St.	3 2
									298 H	Southeast Mo. St.	3 1
									301 A	Eastern Ill.	3 2
									328 H	Coppin St.	3 1
LAST 10 GAMES			290 H	Jacksonville St.	3 0	301 A	Eastern Ill.	3 2			
			273 H	Tennessee Tech	3 1	117 A	SIUE	2 3			
			33 H	Dayton	0 3	201 H	Tennessee St.	2 3			
			298 H	Southeast Mo. St.	3 1	190 H	Belmont	3 1			
			262 H	UT Martin	0 3	159 H	Murray St.	3 0			

Non-Div. I Games:

Morehead St.

Average RPI Win:		254	WON-LOST RECORD		WINNING PCT. RANK		LAST 10 GAMES		STRENGTH OF SCHEDULE		OPP. STRENGTH OF SCHEDULE		TEAM RPI		ADJ RPI		CONF. RPI		ADJ CONF. RPI	
DIV. I ONLY			4- 21		.16 317		0- 10		137		112		262		.42924 261		5		5	
DIV. I NON-CONF.			4- 9		.30769 256		0- 0		196		211		249		.43624 248		4		4	
TOTALS		RPI 1-25		RPI 26-50		W-L RECORDS		RPI 51-100		RPI 101-150		RPI 150+								
4- 21		0- 2		0- 1		OVERALL		0- 7		0- 4		4- 7								
2- 11		0- 0		0- 1		HOME		0- 5		0- 2		2- 3								
0- 7		0- 2		0- 0		AWAY		0- 2		0- 1		0- 2								
2- 3		0- 0		0- 0		NEUTRAL		0- 0		0- 1		2- 2								
4- 9		0- 0		0- 1		NON-CONFERENCE		0- 2		0- 1		4- 5								
2- 5		0- 0		0- 1		HOME		0- 2		0- 0		2- 2								
0- 1		0- 0		0- 0		AWAY		0- 0		0- 0		0- 1								
2- 3		0- 0		0- 0		NEUTRAL		0- 0		0- 1		2- 2								
0- 12		0- 2		0- 0		CONFERENCE		0- 5		0- 3		0- 2								
0- 6		0- 0		0- 0		HOME		0- 3		0- 2		0- 1								
0- 6		0- 2		0- 0		AWAY		0- 2		0- 1		0- 1								
0- 0		0- 0		0- 0		NEUTRAL		0- 0		0- 0		0- 0								
RPI	S	Opponent		Score		RPI	S	Opponent		Score		RPI	S	Opponent		Score				
5	A	San Diego		0 3		50	H	Indiana		1 3		60	A	Pacific		0 3				
6	A	BYU		0 3								61	H	Loyola Marymount		0 3				
												73	H	UC Santa Barbara		0 3				
												79	H	Princeton		0 3				
												81	A	Gonzaga		0 3				
												81	H	Gonzaga		0 3				
												98	H	Pepperdine		0 3				
												109	H	Santa Clara		0 3				
												110	N	Northern Ariz.		0 3				
												116	A	Portland		0 3				
												116	H	Portland		2 3				
												163	N	UC Irvine		0 3				
												165	A	St. Mary's (CA)		0 3				
												165	H	St. Mary's (CA)		0 3				
												167	A	Georgia		1 3				
												178	H	Columbia		3 0				
												181	H	St. John's (NY)		0 3				
												195	H	Campbell		2 3				
												250	N	UNC Asheville		3 1				
												259	H	Brown		3 1				
												264	N	UC Riverside		2 3				
												330	N	Savannah St.		3 0				
LAST 10 GAMES																				
		116 H Portland		2 3				98 H Pepperdine		0 3										
		81 H Gonzaga		0 3				109 H Santa Clara		0 3										
		60 A Pacific		0 3				81 A Gonzaga		0 3										
		165 A St. Mary's (CA)		0 3				116 A Portland		0 3										
		61 H Loyola Marymount		0 3				165 H St. Mary's (CA)		0 3										

Non-Div. I Games:

San Francisco

Average RPI Win: 270		WON-LOST	WINNING	LAST 10	STRENGTH OF	OPP. STRENGTH	TEAM	ADJ	CONF.	ADJ CONF.		
Average RPI Loss: 166		RECORD	PCT. RANK	GAMES	SCHEDULE	OF SCHEDULE	RPI	RPI	RPI	RPI		
DIV. I ONLY		7- 20	.25926	284	3- 7	172	267	261	.42681	262	26	26
DIV. I NON-CONF.		4- 11	.26667	275	0- 0	158	252	251	.43427	252	26	26
<hr/>												
TOTALS		RPI 1-25	RPI 26-50		W-L RECORDS		RPI 51-100		RPI 101-150		RPI 150+	
7- 20	0- 0		0- 0		OVERALL		0- 5		0- 5		7- 10	
3- 6	0- 0		0- 0		HOME		0- 0		0- 3		3- 3	
2- 7	0- 0		0- 0		AWAY		0- 2		0- 1		2- 4	
2- 7	0- 0		0- 0		NEUTRAL		0- 3		0- 1		2- 3	
<hr/>												
4- 11	0- 0		0- 0		NON-CONFERENCE		0- 5		0- 2		4- 4	
1- 1	0- 0		0- 0		HOME		0- 0		0- 1		1- 0	
1- 3	0- 0		0- 0		AWAY		0- 2		0- 0		1- 1	
2- 7	0- 0		0- 0		NEUTRAL		0- 3		0- 1		2- 3	
<hr/>												
3- 9	0- 0		0- 0		CONFERENCE		0- 0		0- 3		3- 6	
2- 5	0- 0		0- 0		HOME		0- 0		0- 2		2- 3	
1- 4	0- 0		0- 0		AWAY		0- 0		0- 1		1- 3	
0- 0	0- 0		0- 0		NEUTRAL		0- 0		0- 0		0- 0	
<hr/>												
RPI S	Opponent	Score	RPI S	Opponent	Score	RPI S	Opponent	Score	RPI S	Opponent	Score	
						68 A	Arkansas St.	0 3	110 H	Northern Ariz.	1 3	
						74 N	Tulsa	0 3	117 H	SIUE	1 3	
						76 A	Col. of Charleston	0 3	138 N	Mississippi St.	0 3	
						86 N	Oklahoma	1 3	145 A	Austin Peay	0 3	
						88 N	South Carolina	0 3	145 H	Austin Peay	0 3	
									159 A	Murray St.	0 3	
									159 H	Murray St.	0 3	
									190 H	Belmont	1 3	
									191 N	Memphis	0 3	
									201 H	Tennessee St.	3 2	
									208 N	Binghamton	3 1	
									213 A	Little Rock	0 3	
									253 N	Central Ark.	0 3	
									257 A	Eastern Ky.	1 3	
									260 A	Morehead St.	3 0	
									273 A	Tennessee Tech	1 3	
									282 A	UAB	3 1	
									286 N	UL Lafayette	1 3	
									298 H	Southeast Mo. St.	3 2	
									301 H	Eastern Ill.	1 3	
									318 H	Alabama A&M	3 0	
									322 N	Ark.-Pine Bluff	3 0	
LAST 10 GAMES												
						159 H	Murray St.	0 3	201 H	Tennessee St.	3 2	
						145 H	Austin Peay	0 3	273 A	Tennessee Tech	1 3	
						257 A	Eastern Ky.	1 3	298 H	Southeast Mo. St.	3 2	
						260 A	Morehead St.	3 0	301 H	Eastern Ill.	1 3	
						190 H	Belmont	1 3	117 H	SIUE	1 3	

Non-Div. I Games:

UT Martin

Average RPI Win: 249		WON-LOST	WINNING	LAST 10	STRENGTH OF		OPP. STRENGTH	TEAM	ADJ	CONF.	ADJ CONF.
Average RPI Loss: 186		RECORD	PCT. RANK	GAMES	SCHEDULE		OF SCHEDULE	RPI	RPI	RPI	RPI
DIV. I ONLY		9- 16	.36	241	3- 7		271	244	264	.42636	263
DIV. I NON-CONF.		5- 8	.38462	225	0- 0		318	256	293	.39038	293
TOTALS		RPI 1-25	RPI 26-50		W-L RECORDS		RPI 51-100		RPI 101-150		RPI 150+
9- 16	0- 0	0- 0		OVERALL		0- 1		1- 4		8- 11	
7- 4	0- 0	0- 0		HOME		0- 0		1- 1		6- 3	
0- 9	0- 0	0- 0		AWAY		0- 1		0- 2		0- 6	
2- 3	0- 0	0- 0		NEUTRAL		0- 0		0- 1		2- 2	
5- 8	0- 0	0- 0		NON-CONFERENCE		0- 1		0- 1		5- 6	
3- 1	0- 0	0- 0		HOME		0- 0		0- 0		3- 1	
0- 4	0- 0	0- 0		AWAY		0- 1		0- 0		0- 3	
2- 3	0- 0	0- 0		NEUTRAL		0- 0		0- 1		2- 2	
4- 8	0- 0	0- 0		CONFERENCE		0- 0		1- 3		3- 5	
4- 3	0- 0	0- 0		HOME		0- 0		1- 1		3- 2	
0- 5	0- 0	0- 0		AWAY		0- 0		0- 2		0- 3	
0- 0	0- 0	0- 0		NEUTRAL		0- 0		0- 0		0- 0	
RPI S	Opponent	Score	RPI S	Opponent	Score	RPI S	Opponent	Score	RPI S	Opponent	Score
						87 A	South Fla.	0 3	121 A	ETSU	2 3
									121 H	ETSU	1 3
									131 N	New Mexico	0 3
									135 A	Samford	0 3
									135 H	Samford	3 1
									153 H	UNCG	0 3
									161 A	Chattanooga	1 3
									170 N	Fla. Atlantic	1 3
									200 H	Mercer	3 2
									207 A	Furman	0 3
									207 H	Furman	3 0
									212 A	William & Mary	0 3
									215 N	Georgetown	3 0
									224 A	Wofford	1 3
									224 H	Wofford	0 3
									236 A	Winthrop	0 3
									250 A	UNC Asheville	0 3
									273 H	Tennessee Tech	1 3
									276 N	Charlotte	1 3
									281 H	Charleston So.	3 2
									282 H	UAB	3 2
									294 H	The Citadel	3 0
									297 H	Appalachian St.	3 2
									328 N	Coppin St.	3 0
LAST 10 GAMES											
						207 H	Furman	3 0	200 H	Mercer	3 2
						153 H	UNCG	0 3	161 A	Chattanooga	1 3
						224 A	Wofford	1 3	121 A	ETSU	2 3
						135 A	Samford	0 3	224 H	Wofford	0 3
						121 H	ETSU	1 3	135 H	Samford	3 1

Non-Div. I Games:

Western Caro.

Average RPI Win: 249		WON-LOST RECORD		WINNING PCT. RANK		LAST 10 GAMES		STRENGTH OF SCHEDULE		OPP. STRENGTH OF SCHEDULE		TEAM RPI		ADJ RPI		CONF. RPI		ADJ CONF. RPI	
DIV. I ONLY		6- 15		.28571 268		2- 8		252		117		267		.42433 264		11		12	
DIV. I NON-CONF.		5- 7		.41667 212		1- 0		307		166		266		.42061 265		9		9	
TOTALS		RPI 1-25		RPI 26-50		W-L RECORDS		RPI 51-100		RPI 101-150		RPI 150+							
6- 15		0- 0		0- 2		OVERALL		1- 2		0- 6		5- 5							
1- 4		0- 0		0- 1		HOME		1- 2		0- 0		0- 1							
0- 8		0- 0		0- 1		AWAY		0- 0		0- 3		0- 4							
5- 3		0- 0		0- 0		NEUTRAL		0- 0		0- 3		5- 0							
5- 7		0- 0		0- 0		NON-CONFERENCE		0- 0		0- 5		5- 2							
0- 0		0- 0		0- 0		HOME		0- 0		0- 0		0- 0							
0- 4		0- 0		0- 0		AWAY		0- 0		0- 2		0- 2							
5- 3		0- 0		0- 0		NEUTRAL		0- 0		0- 3		5- 0							
1- 8		0- 0		0- 2		CONFERENCE		1- 2		0- 1		0- 3							
1- 4		0- 0		0- 1		HOME		1- 2		0- 0		0- 1							
0- 4		0- 0		0- 1		AWAY		0- 0		0- 1		0- 2							
0- 0		0- 0		0- 0		NEUTRAL		0- 0		0- 0		0- 0							
RPI	S	Opponent		Score	RPI	S	Opponent		Score	RPI	S	Opponent		Score					
		40	A Hawaii	0 3			55	H Long Beach St.	1 3			103	N Nevada	0 3					
		40	H Hawaii	0 3			63	H Cal Poly	0 3			110	N Northern Ariz.	2 3					
							73	H UC Santa Barbara	3 1			119	A California	2 3					
												139	N Portland St.	0 3					
												143	A Utah St.	0 3					
												147	A UC Davis	1 3					
												157	A CSU Bakersfield	0 3					
												163	A UC Irvine	0 3					
												163	H UC Irvine	1 3					
												165	A St. Mary's (CA)	1 3					
												261	N San Francisco	3 2					
												269	N Middle Tenn.	3 1					
												278	A Cal St. Fullerton	1 3					
												293	N Southern Utah	3 0					
												293	N Southern Utah	3 1					
												306	N Southeastern La.	3 0					
LAST 10 GAMES																			
		40	H Hawaii	0 3			163	H UC Irvine	1 3										
		163	A UC Irvine	0 3			55	H Long Beach St.	1 3										
		147	A UC Davis	1 3			40	A Hawaii	0 3										
		63	H Cal Poly	0 3			278	A Cal St. Fullerton	1 3										
		73	H UC Santa Barbara	3 1			261	N San Francisco	3 2										

Non-Div. I Games:

UC Riverside

Average RPI Win: 293		WON-LOST	WINNING	LAST 10	STRENGTH OF		OPP. STRENGTH	TEAM	ADJ	CONF.	ADJ CONF.
Average RPI Loss: 174		RECORD	PCT. RANK	GAMES	SCHEDULE		OF SCHEDULE	RPI	RPI	RPI	RPI
DIV. I ONLY		10- 17	.37037	240	265		277	263	.42377	265	18
DIV. I NON-CONF.		9- 7	.5625	144	291		308	235	.44657	236	20
TOTALS		RPI 1-25	RPI 26-50		W-L RECORDS		RPI 51-100		RPI 101-150		RPI 150+
10- 17	0- 0	0- 2		OVERALL		0- 2		0- 2		10- 11	
5- 6	0- 0	0- 1		HOME		0- 1		0- 1		5- 3	
3- 9	0- 0	0- 1		AWAY		0- 1		0- 1		3- 6	
2- 2	0- 0	0- 0		NEUTRAL		0- 0		0- 0		2- 2	
9- 7	0- 0	0- 1		NON-CONFERENCE		0- 1		0- 0		9- 5	
4- 2	0- 0	0- 1		HOME		0- 1		0- 0		4- 0	
3- 3	0- 0	0- 0		AWAY		0- 0		0- 0		3- 3	
2- 2	0- 0	0- 0		NEUTRAL		0- 0		0- 0		2- 2	
1- 10	0- 0	0- 1		CONFERENCE		0- 1		0- 2		1- 6	
1- 4	0- 0	0- 0		HOME		0- 0		0- 1		1- 3	
0- 6	0- 0	0- 1		AWAY		0- 1		0- 1		0- 3	
0- 0	0- 0	0- 0		NEUTRAL		0- 0		0- 0		0- 0	
RPI S	Opponent	Score		RPI S	Opponent	Score		RPI S	Opponent	Score	
33 A	Dayton	0	3	56 H	Villanova	1	3	133 A	Rhode Island	0	3
49 H	Temple	1	3	99 A	Saint Louis	0	3	133 H	Rhode Island	0	3
								164 H	VCU	0	3
								179 H	Duquesne	2	3
								181 A	St. John's (NY)	0	3
								187 A	Penn	0	3
								208 N	Binghamton	3	0
								218 A	George Washington	0	3
								230 H	Davidson	2	3
								238 A	Providence	1	3
								254 H	Quinnipiac	3	0
								254 N	Quinnipiac	2	3
								268 A	Fordham	1	3
								268 H	Fordham	3	2
								270 N	Holy Cross	0	3
								272 A	George Mason	2	3
								291 N	Niagara	3	1
								305 H	NJIT	3	0
								311 H	Morgan St.	3	0
								316 H	Saint Francis (PA)	3	1
								321 A	Lafayette	3	0
								327 A	Delaware St.	3	0
								329 A	Fairleigh Dickinson	3	2
LAST 10 GAMES											
272 A	George Mason	2	3	268 H	Fordham	3	2				
218 A	George Washington	0	3	133 H	Rhode Island	0	3				
99 A	Saint Louis	0	3	179 H	Duquesne	2	3				
33 A	Dayton	0	3	164 H	VCU	0	3				
327 A	Delaware St.	3	0	230 H	Davidson	2	3				

Non-Div. I Games:

La Salle

Average RPI Win: 267		WON-LOST RECORD		WINNING PCT. RANK		LAST 10 GAMES		STRENGTH OF SCHEDULE		OPP. STRENGTH OF SCHEDULE		TEAM RPI		ADJ RPI		CONF. RPI		ADJ CONF. RPI	
DIV. I ONLY		5- 19		.20833 300		4- 6		154		234		265		.42275 266		28		28	
DIV. I NON-CONF.		0- 12		0 322		0- 0		51		153		257		.42887 256		25		25	
TOTALS		RPI 1-25		RPI 26-50		W-L RECORDS		RPI 51-100		RPI 101-150		RPI 150+							
5- 19		0- 1		0- 0		OVERALL		0- 6		0- 4		5- 8							
2- 3		0- 0		0- 0		HOME		0- 0		0- 1		2- 2							
3- 8		0- 0		0- 0		AWAY		0- 3		0- 1		3- 4							
0- 8		0- 1		0- 0		NEUTRAL		0- 3		0- 2		0- 2							
0- 12		0- 1		0- 0		NON-CONFERENCE		0- 5		0- 3		0- 3							
0- 0		0- 0		0- 0		HOME		0- 0		0- 0		0- 0							
0- 4		0- 0		0- 0		AWAY		0- 2		0- 1		0- 1							
0- 8		0- 1		0- 0		NEUTRAL		0- 3		0- 2		0- 2							
5- 7		0- 0		0- 0		CONFERENCE		0- 1		0- 1		5- 5							
2- 3		0- 0		0- 0		HOME		0- 0		0- 1		2- 2							
3- 4		0- 0		0- 0		AWAY		0- 1		0- 0		3- 3							
0- 0		0- 0		0- 0		NEUTRAL		0- 0		0- 0		0- 0							
RPI S	Opponent		Score		RPI S	Opponent		Score		RPI S	Opponent		Score						
16 N	Kansas		0 3							51 A	Iowa		0 3						
										64 N	UTSA		0 3						
										65 A	A&M-Corpus Christi		0 3						
										86 A	Oklahoma		0 3						
										92 N	South Dakota		0 3						
										92 N	South Dakota		0 3						
										132 N	Idaho St.		0 3						
										138 A	Mississippi St.		2 3						
										146 N	Ohio		0 3						
										148 H	SFA		0 3						
										162 H	Sam Houston St.		1 3						
										188 A	Houston Baptist		3 2						
										189 N	Eastern Wash.		0 3						
										211 A	Houston		2 3						
										245 H	Northwestern St.		2 3						
										251 A	Incarnate Word		2 3						
										252 N	Texas Southern		2 3						
										253 H	Central Ark.		3 2						
										258 H	Abilene Christian		3 0						
										287 A	McNeese		2 3						
										306 A	Southeastern La.		2 3						
										314 A	Nicholls St.		3 0						
										323 A	New Orleans		3 1						
LAST 10 GAMES																			
162 H Sam Houston St.					1 3					65 A A&M-Corpus Christi					0 3				
148 H SFA					0 3					251 A Incarnate Word					2 3				
287 A McNeese					2 3					245 H Northwestern St.					2 3				
314 A Nicholls St.					3 0					253 H Central Ark.					3 2				
258 H Abilene Christian					3 0					188 A Houston Baptist					3 2				

Non-Div. I Games:

Lamar University

Average RPI Win:	250	WON-LOST RECORD	WINNING PCT. RANK	LAST 10 GAMES	STRENGTH OF SCHEDULE	OPP. STRENGTH OF SCHEDULE	TEAM RPI	ADJ RPI	CONF. RPI	ADJ CONF. RPI	
Average RPI Loss:	143										
DIV. I ONLY	4- 18	.18182	312	0- 10	147	195	268	.4226	267	16	16
DIV. I NON-CONF.	3- 7	.3	268	0- 0	144	175	226	.4547	226	17	17
<hr/>											
TOTALS	RPI 1-25	RPI 26-50		W-L RECORDS	RPI 51-100		RPI 101-150		RPI 150+		
4- 18	0- 0	0- 2		OVERALL	0- 3		0- 7		4- 6		
1- 6	0- 0	0- 0		HOME	0- 1		0- 3		1- 2		
1- 8	0- 0	0- 2		AWAY	0- 0		0- 4		1- 2		
2- 4	0- 0	0- 0		NEUTRAL	0- 2		0- 0		2- 2		
<hr/>											
3- 7	0- 0	0- 2		NON-CONFERENCE	0- 3		0- 0		3- 2		
0- 1	0- 0	0- 0		HOME	0- 1		0- 0		0- 0		
1- 2	0- 0	0- 2		AWAY	0- 0		0- 0		1- 0		
2- 4	0- 0	0- 0		NEUTRAL	0- 2		0- 0		2- 2		
<hr/>											
1- 11	0- 0	0- 0		CONFERENCE	0- 0		0- 7		1- 4		
1- 5	0- 0	0- 0		HOME	0- 0		0- 3		1- 2		
0- 6	0- 0	0- 0		AWAY	0- 0		0- 4		0- 2		
0- 0	0- 0	0- 0		NEUTRAL	0- 0		0- 0		0- 0		
<hr/>											
RPI S	Opponent	Score	RPI S	Opponent	Score	RPI S	Opponent	Score	RPI S	Opponent	Score
			44 A	Iowa St.	0 3	51 N	Iowa	0 3	110 A	Northern Ariz.	0 3
			45 A	SMU	0 3	64 N	UTSA	0 3	127 A	Northern Colo.	0 3
						81 H	Gonzaga	0 3	127 H	Northern Colo.	0 3
									132 H	Idaho St.	1 3
									141 A	Sacramento St.	0 3
									149 A	North Dakota	0 3
									149 H	North Dakota	1 3
									189 H	Eastern Wash.	1 3
									199 H	Idaho	3 2
									202 H	Weber St.	1 3
									203 N	Kent St.	0 3
									213 N	Little Rock	3 2
									232 A	Montana St.	1 3
									234 N	North Dakota St.	0 3
									260 A	Morehead St.	3 2
									293 A	Southern Utah	1 3
									328 N	Coppin St.	3 0
<hr/>											
LAST 10 GAMES											

Non-Div. I Games:

Montana

Average RPI Win: 280		WON-LOST	WINNING	LAST 10	STRENGTH OF		OPP. STRENGTH	TEAM	ADJ	CONF.	ADJ CONF.
Average RPI Loss: 193		RECORD	PCT. RANK	GAMES	SCHEDULE		OF SCHEDULE	RPI	RPI	RPI	RPI
DIV. I ONLY		10- 16	.38462	231	275		285	266	.42247	268	18
DIV. I NON-CONF.		7- 8	.46667	186	310		316	275	.40992	276	20
TOTALS		RPI 1-25	RPI 26-50		W-L RECORDS		RPI 51-100		RPI 101-150		RPI 150+
10- 16	0- 0	0- 1		OVERALL		0- 2		0- 1		10- 12	
4- 4	0- 0	0- 1		HOME		0- 1		0- 0		4- 2	
2- 10	0- 0	0- 0		AWAY		0- 1		0- 1		2- 8	
4- 2	0- 0	0- 0		NEUTRAL		0- 0		0- 0		4- 2	
7- 8	0- 0	0- 0		NON-CONFERENCE		0- 1		0- 0		7- 7	
3- 1	0- 0	0- 0		HOME		0- 0		0- 0		3- 1	
0- 5	0- 0	0- 0		AWAY		0- 1		0- 0		0- 4	
4- 2	0- 0	0- 0		NEUTRAL		0- 0		0- 0		4- 2	
3- 8	0- 0	0- 1		CONFERENCE		0- 1		0- 1		3- 5	
1- 3	0- 0	0- 1		HOME		0- 1		0- 0		1- 1	
2- 5	0- 0	0- 0		AWAY		0- 0		0- 1		2- 4	
0- 0	0- 0	0- 0		NEUTRAL		0- 0		0- 0		0- 0	
RPI S	Opponent	Score	RPI S	Opponent	Score	RPI S	Opponent	Score	RPI S	Opponent	Score
			33 H Dayton	0	3	69 A Northeastern	1	3	133 A Rhode Island	0	3
						99 H Saint Louis	1	3	164 A VCU	0	3
									178 A Columbia	0	3
									179 A Duquesne	0	3
									179 H Duquesne	1	3
									208 N Binghamton	1	3
									218 A George Washington	3	0
									230 A Davidson	0	3
									238 N Providence	1	3
									240 N Lehigh	3	2
									243 A Central Conn. St.	1	3
									246 A Stony Brook	2	3
									254 H Quinnipiac	3	0
									265 A La Salle	2	3
									265 H La Salle	3	1
									272 A George Mason	3	1
									292 N Hartford	3	2
									303 N Presbyterian	3	0
									305 H NJIT	2	3
									309 H Manhattan	3	0
									312 A St. Francis Brooklyn	2	3
									315 N Iona	3	1
									331 H Saint Peter's	3	0
LAST 10 GAMES			230 A Davidson	0	3	33 H Dayton	0	3			
			164 A VCU	0	3	99 H Saint Louis	1	3			
			133 A Rhode Island	0	3	272 A George Mason	3	1			
			265 A La Salle	2	3	218 A George Washington	3	0			
			179 A Duquesne	0	3	179 H Duquesne	1	3			

Non-Div. I Games:

Fordham

Average RPI Win:		284	WON-LOST RECORD		WINNING PCT. RANK		LAST 10 GAMES		STRENGTH OF SCHEDULE		OPP. STRENGTH OF SCHEDULE		TEAM RPI		ADJ RPI		CONF. RPI		ADJ CONF. RPI	
DIV. I ONLY			5- 21		.19231 308		1- 9		165		206		270		.42066 269		14		14	
DIV. I NON-CONF.			3- 12		.2 289		0- 2		189		197		276		.41144 275		16		16	
TOTALS		RPI 1-25		RPI 26-50		W-L RECORDS		RPI 51-100		RPI 101-150		RPI 150+								
5- 21		0- 1		0- 1		OVERALL		0- 4		0- 5		5- 10								
1- 9		0- 1		0- 0		HOME		0- 2		0- 4		1- 2								
2- 8		0- 0		0- 0		AWAY		0- 2		0- 0		2- 6								
2- 4		0- 0		0- 1		NEUTRAL		0- 0		0- 1		2- 2								
3- 12		0- 0		0- 1		NON-CONFERENCE		0- 1		0- 4		3- 6								
1- 3		0- 0		0- 0		HOME		0- 0		0- 3		1- 0								
0- 5		0- 0		0- 0		AWAY		0- 1		0- 0		0- 4								
2- 4		0- 0		0- 1		NEUTRAL		0- 0		0- 1		2- 2								
2- 9		0- 1		0- 0		CONFERENCE		0- 3		0- 1		2- 4								
0- 6		0- 1		0- 0		HOME		0- 2		0- 1		0- 2								
2- 3		0- 0		0- 0		AWAY		0- 1		0- 0		2- 2								
0- 0		0- 0		0- 0		NEUTRAL		0- 0		0- 0		0- 0								
RPI	S	Opponent		Score		RPI	S	Opponent		Score		RPI	S	Opponent		Score				
19	H	Western Ky.		0 3		42	N	Cincinnati		1 3		64	H	UTSA		1 3				
												77	A	Tennessee		0 3				
												85	H	Rice		0 3				
												94	A	Marshall		0 3				
												103	N	Nevada		0 3				
												108	H	Illinois St.		0 3				
												115	H	Southern Miss.		0 3				
												145	H	Austin Peay		2 3				
												150	H	Seton Hall		0 3				
												164	A	VCU		0 3				
												165	A	St. Mary's (CA)		1 3				
												168	N	Liberty		0 3				
												170	A	Fla. Atlantic		0 3				
												201	A	Tennessee St.		1 3				
												223	A	Wake Forest		0 3				
												247	H	UTEP		0 3				
												256	A	Louisiana Tech		1 3				
												264	N	UC Riverside		1 3				
												273	H	Tennessee Tech		3 2				
												276	A	Charlotte		3 2				
												277	N	La.-Monroe		3 0				
												282	A	UAB		3 1				
												282	H	UAB		1 3				
												311	N	Morgan St.		3 1				
LAST 10 GAMES						LAST 10 GAMES														
						247	H	UTEP		0 3		64	H	UTSA		1 3				
						282	H	UAB		1 3		170	A	Fla. Atlantic		0 3				
						115	H	Southern Miss.		0 3		256	A	Louisiana Tech		1 3				
						145	H	Austin Peay		2 3		201	A	Tennessee St.		1 3				
						276	A	Charlotte		3 2		19	H	Western Ky.		0 3				

Non-Div. I Games:

Middle Tenn.

Average RPI Win: 291		WON-LOST RECORD		WINNING PCT. RANK		LAST 10 GAMES		STRENGTH OF SCHEDULE		OPP. STRENGTH OF SCHEDULE		TEAM RPI		ADJ RPI		CONF. RPI		ADJ CONF. RPI	
DIV. I ONLY		7- 18		.28 271		3- 7		189		289		269		.42047 270		27		27	
DIV. I NON-CONF.		4- 9		.30769 256		0- 0		182		298		253		.43103 253		28		28	
TOTALS		RPI 1-25		RPI 26-50		W-L RECORDS		RPI 51-100		RPI 101-150		RPI 150+							
7- 18		0- 0		0- 0		OVERALL		0- 1		0- 3		7- 14							
1- 7		0- 0		0- 0		HOME		0- 0		0- 1		1- 6							
3- 8		0- 0		0- 0		AWAY		0- 1		0- 1		3- 6							
3- 3		0- 0		0- 0		NEUTRAL		0- 0		0- 1		3- 2							
4- 9		0- 0		0- 0		NON-CONFERENCE		0- 1		0- 1		4- 7							
1- 3		0- 0		0- 0		HOME		0- 0		0- 0		1- 3							
0- 3		0- 0		0- 0		AWAY		0- 1		0- 0		0- 2							
3- 3		0- 0		0- 0		NEUTRAL		0- 0		0- 1		3- 2							
3- 9		0- 0		0- 0		CONFERENCE		0- 0		0- 2		3- 7							
0- 4		0- 0		0- 0		HOME		0- 0		0- 1		0- 3							
3- 5		0- 0		0- 0		AWAY		0- 0		0- 1		3- 4							
0- 0		0- 0		0- 0		NEUTRAL		0- 0		0- 0		0- 0							
RPI S	Opponent	Score		RPI S	Opponent	Score		RPI S	Opponent	Score		RPI S	Opponent	Score					
								70 A	James Madison	0	3	106 A	American	0	3				
												106 H	American	0	3				
												132 N	Idaho St.	1	3				
												154 A	Army West Point	1	3				
												154 H	Army West Point	0	3				
												158 H	Fairfield	0	3				
												172 A	Colgate	0	3				
												172 H	Colgate	0	3				
												174 A	New Hampshire	0	3				
												175 N	Sacred Heart	1	3				
												184 A	Navy	2	3				
												238 A	Providence	0	3				
												240 A	Lehigh	0	3				
												242 N	Georgia St.	0	3				
												244 H	Bryant	0	3				
												254 N	Quinnipiac	3	1				
												259 H	Brown	3	2				
												265 N	La Salle	3	0				
												274 H	UMass Lowell	0	3				
												307 A	Loyola Maryland	3	1				
												307 H	Loyola Maryland	1	3				
												308 A	Bucknell	3	0				
						LAST 10 GAMES						321 A	Lafayette	3	1				
						307 A Loyola Maryland		3	1			324 N	N.C. Central	3	0				
						106 A American		0	3										
						172 A Colgate		0	3										
						154 A Army West Point		1	3										
						308 A Bucknell		3	0										
						240 A Lehigh		0	3										
						184 A Navy		2	3										
						321 A Lafayette		3	1										
						106 H American		0	3										
						307 H Loyola Maryland		1	3										

Average RPI Win: 264		WON-LOST RECORD		WINNING PCT. RANK		LAST 10 GAMES		STRENGTH OF SCHEDULE		OPP. STRENGTH OF SCHEDULE		TEAM RPI		ADJ RPI		CONF. RPI		ADJ CONF. RPI	
DIV. I ONLY		7- 17		.29167 266		2- 8		267		137		272		.41975 271		12		11	
DIV. I NON-CONF.		5- 6		.45455 197		0- 0		314		219		274		.41523 274		11		11	
TOTALS		RPI 1-25		RPI 26-50		W-L RECORDS		RPI 51-100		RPI 101-150		RPI 150+							
7- 17		0- 0		0- 3		OVERALL		0- 3		0- 3		7- 8							
2- 4		0- 0		0- 1		HOME		0- 1		0- 1		2- 1							
1- 10		0- 0		0- 2		AWAY		0- 1		0- 2		1- 5							
4- 3		0- 0		0- 0		NEUTRAL		0- 1		0- 0		4- 2							
5- 6		0- 0		0- 0		NON-CONFERENCE		0- 1		0- 0		5- 5							
0- 0		0- 0		0- 0		HOME		0- 0		0- 0		0- 0							
1- 3		0- 0		0- 0		AWAY		0- 0		0- 0		1- 3							
4- 3		0- 0		0- 0		NEUTRAL		0- 1		0- 0		4- 2							
2- 11		0- 0		0- 3		CONFERENCE		0- 2		0- 3		2- 3							
2- 4		0- 0		0- 1		HOME		0- 1		0- 1		2- 1							
0- 7		0- 0		0- 2		AWAY		0- 1		0- 2		0- 2							
0- 0		0- 0		0- 0		NEUTRAL		0- 0		0- 0		0- 0							
RPI	S	Opponent		Score	RPI	S	Opponent		Score	RPI	S	Opponent		Score					
					35	A	Wichita St.		0 3	62	A	Southern Ill.		0 3					
					46	A	Missouri St.		0 3	62	H	Southern Ill.		0 3					
					47	H	UNI		0 3	67	N	Northern Ill.		0 3					

Non-Div. I Games:

Bradley

Average RPI Win: 280		WON-LOST	WINNING	LAST 10	STRENGTH OF		OPP. STRENGTH	TEAM	ADJ		CONF.	ADJ CONF.
Average RPI Loss: 177		RECORD	PCT. RANK	GAMES	SCHEDULE		OF SCHEDULE	RPI	RPI		RPI	RPI
DIV. I ONLY		6- 18	.25 286	2- 8	188		273	273	.41966 272		18	18
DIV. I NON-CONF.		4- 9	.30769 256	0- 0	221		296	271	.41786 269		20	20
TOTALS		RPI 1-25	RPI 26-50	W-L RECORDS	RPI 51-100		RPI 101-150	RPI 150+				
6- 18	0- 0		0- 1	OVERALL	0- 1		0- 2	6- 14				
4- 8	0- 0		0- 0	HOME	0- 0		0- 2	4- 6				
0- 6	0- 0		0- 1	AWAY	0- 1		0- 0	0- 4				
2- 4	0- 0		0- 0	NEUTRAL	0- 0		0- 0	2- 4				
4- 9	0- 0		0- 0	NON-CONFERENCE	0- 0		0- 1	4- 8				
2- 3	0- 0		0- 0	HOME	0- 0		0- 1	2- 2				
0- 2	0- 0		0- 0	AWAY	0- 0		0- 0	0- 2				
2- 4	0- 0		0- 0	NEUTRAL	0- 0		0- 0	2- 4				
2- 9	0- 0		0- 1	CONFERENCE	0- 1		0- 1	2- 6				
2- 5	0- 0		0- 0	HOME	0- 0		0- 1	2- 4				
0- 4	0- 0		0- 1	AWAY	0- 1		0- 0	0- 2				
0- 0	0- 0		0- 0	NEUTRAL	0- 0		0- 0	0- 0				
RPI S	Opponent	Score	RPI S	Opponent	Score	RPI S	Opponent	Score	RPI S	Opponent	Score	
			33 A Dayton	1	3	99 A Saint Louis	0	3	106 H American	2	3	
									133 H Rhode Island	0	3	
									152 N Milwaukee	0	3	
									164 A VCU	0	3	
									164 H VCU	1	3	
									166 N Howard	0	3	
									166 N Howard	1	3	
									175 A Sacred Heart	0	3	
									179 H Duquesne	3	2	
									187 A Penn	1	3	
									215 H Georgetown	1	3	
									218 H George Washington	2	3	
									230 A Davidson	2	3	
									230 H Davidson	0	3	
									237 N Dartmouth	0	3	
									244 H Bryant	1	3	
									265 H La Salle	3	2	
									268 H Fordham	1	3	
									299 H Hampton	3	0	
									307 H Loyola Maryland	3	0	
									308 N Bucknell	3	2	
									321 N Lafayette	3	1	
			LAST 10 GAMES									
			265 H La Salle	3	2	230 A Davidson	2	3				
			179 H Duquesne	3	2	164 A VCU	0	3				
			164 H VCU	1	3	268 H Fordham	1	3				
			230 H Davidson	0	3	133 H Rhode Island	0	3				
			218 H George Washington	2	3	33 A Dayton	1	3				

Non-Div. I Games:

George Mason

Average RPI Win: 270		WON-LOST RECORD		WINNING PCT. RANK		LAST 10 GAMES		STRENGTH OF SCHEDULE		OPP. STRENGTH OF SCHEDULE		TEAM RPI		ADJ RPI		CONF. RPI		ADJ CONF. RPI	
DIV. I ONLY		7- 18		.28 271		2- 8		215		274		271		.4192 273		26		26	
DIV. I NON-CONF.		4- 9		.30769 256		0- 0		218		226		260		.42705 260		26		26	
TOTALS		RPI 1-25		RPI 26-50		W-L RECORDS		RPI 51-100		RPI 101-150		RPI 150+							
7- 18		0- 0		0- 0		OVERALL		0- 1		0- 7		7- 10							
3- 3		0- 0		0- 0		HOME		0- 0		0- 1		3- 2							
1- 10		0- 0		0- 0		AWAY		0- 0		0- 2		1- 8							
3- 5		0- 0		0- 0		NEUTRAL		0- 1		0- 4		3- 0							
4- 9		0- 0		0- 0		NON-CONFERENCE		0- 1		0- 5		4- 3							
0- 0		0- 0		0- 0		HOME		0- 0		0- 0		0- 0							
1- 4		0- 0		0- 0		AWAY		0- 0		0- 1		1- 3							
3- 5		0- 0		0- 0		NEUTRAL		0- 1		0- 4		3- 0							
3- 9		0- 0		0- 0		CONFERENCE		0- 0		0- 2		3- 7							
3- 3		0- 0		0- 0		HOME		0- 0		0- 1		3- 2							
0- 6		0- 0		0- 0		AWAY		0- 0		0- 1		0- 5							
0- 0		0- 0		0- 0		NEUTRAL		0- 0		0- 0		0- 0							
RPI	S	Opponent		Score	RPI	S	Opponent		Score	RPI	S	Opponent		Score					
							71	N Wyoming	0 3			108	N Illinois St.	0 3					
												113	N Oregon St.	0 3					
												117	H SIUE	0 3					
												118	N Radford	0 3					
												135	A Samford	1 3					
												145	A Austin Peay	0 3					
												150	N Seton Hall	0 3					
												159	A Murray St.	0 3					
												190	A Belmont	1 3					
												199	A Idaho	1 3					
												201	A Tennessee St.	2 3					
												245	N Northwestern St.	3 0					
												257	A Eastern Ky.	0 3					
												257	H Eastern Ky.	3 1					
												260	A Morehead St.	1 3					
												260	H Morehead St.	0 3					
												262	H UT Martin	3 1					
												263	A Western Caro.	3 1					
												269	A Middle Tenn.	2 3					
												281	N Charleston So.	3 0					
												282	A UAB	0 3					
												282	N UAB	3 2					
												290	H Jacksonville St.	1 3					
												301	H Eastern Ill.	3 2					
LAST 10 GAMES																			
							257	A Eastern Ky.	0 3			159	A Murray St.	0 3					
							260	A Morehead St.	1 3			262	H UT Martin	3 1					
							301	H Eastern Ill.	3 2			290	H Jacksonville St.	1 3					
							117	H SIUE	0 3			190	A Belmont	1 3					
							145	A Austin Peay	0 3			201	A Tennessee St.	2 3					

Non-Div. I Games:

Tennessee Tech

Average RPI Win: 283		WON-LOST	WINNING	LAST 10	STRENGTH OF		OPP. STRENGTH	TEAM	ADJ		CONF.	ADJ CONF.
Average RPI Loss: 185		RECORD	PCT. RANK	GAMES	SCHEDULE		OF SCHEDULE	RPI	RPI		RPI	RPI
DIV. I ONLY		6- 18	.25 286	1- 9	187		286	274	.41645 274		23	23
DIV. I NON-CONF.		5- 10	.33333 243	0- 1	150		303	237	.44622 237		24	24
TOTALS		RPI 1-25	RPI 26-50	W-L RECORDS	RPI 51-100		RPI 101-150		RPI 150+			
6- 18	0- 0		0- 0	OVERALL	0- 1		0- 4		6- 13			
1- 7	0- 0		0- 0	HOME	0- 1		0- 1		1- 5			
3- 6	0- 0		0- 0	AWAY	0- 0		0- 1		3- 5			
2- 5	0- 0		0- 0	NEUTRAL	0- 0		0- 2		2- 3			
5- 10	0- 0		0- 0	NON-CONFERENCE	0- 1		0- 2		5- 7			
1- 1	0- 0		0- 0	HOME	0- 1		0- 0		1- 0			
2- 4	0- 0		0- 0	AWAY	0- 0		0- 0		2- 4			
2- 5	0- 0		0- 0	NEUTRAL	0- 0		0- 2		2- 3			
1- 8	0- 0		0- 0	CONFERENCE	0- 0		0- 2		1- 6			
0- 6	0- 0		0- 0	HOME	0- 0		0- 1		0- 5			
1- 2	0- 0		0- 0	AWAY	0- 0		0- 1		1- 1			
0- 0	0- 0		0- 0	NEUTRAL	0- 0		0- 0		0- 0			
RPI S	Opponent	Score	RPI S	Opponent	Score	RPI S	Opponent	Score	RPI S	Opponent	Score	
						69 H	Northeastern	0 3	104 N	Bowling Green	0 3	
									107 A	Albany (NY)	1 3	
									107 H	Albany (NY)	2 3	
									117 N	SIUE	1 3	
									156 A	Ill.-Chicago	0 3	
									158 N	Fairfield	1 3	
									174 H	New Hampshire	1 3	
									186 A	San Jose St.	0 3	
									204 H	UMBC	0 3	
									208 A	Binghamton	2 3	
									208 H	Binghamton	0 3	
									228 A	Boston College	2 3	
									238 N	Providence	0 3	
									244 A	Bryant	2 3	
									244 N	Bryant	3 2	
									246 H	Stony Brook	0 3	
									254 A	Quinnipiac	3 0	
									270 A	Holy Cross	3 0	
									280 N	Rider	0 3	
									292 A	Hartford	3 2	
									292 H	Hartford	2 3	
									309 N	Manhattan	3 0	
									329 H	Fairleigh Dickinson	3 2	
				LAST 10 GAMES								
				107 H	Albany (NY)	2 3	174 H	New Hampshire	1 3	329 H	Fairleigh Dickinson	3 2
				208 H	Binghamton	0 3	244 A	Bryant	2 3			
				292 A	Hartford	3 2	208 A	Binghamton	2 3			
				204 H	UMBC	0 3	107 A	Albany (NY)	1 3			
				246 H	Stony Brook	0 3	292 H	Hartford	2 3			

Non-Div. I Games:

UMass Lowell

Average RPI Win: 278		WON-LOST RECORD		WINNING PCT. RANK		LAST 10 GAMES		STRENGTH OF SCHEDULE		OPP. STRENGTH OF SCHEDULE		TEAM RPI		ADJ RPI		CONF. RPI		ADJ CONF. RPI	
DIV. I ONLY		8- 21		.27586 274		2- 8		226		264		277		.41473 275		22		22	
DIV. I NON-CONF.		6- 11		.35294 242		0- 2		242		294		263		.42221 262		19		19	
TOTALS		RPI 1-25		RPI 26-50		W-L RECORDS		RPI 51-100		RPI 101-150		RPI 150+							
8- 21		0- 0		0- 1		OVERALL		0- 4		0- 4		8- 12							
4- 9		0- 0		0- 1		HOME		0- 3		0- 0		4- 5							
1- 8		0- 0		0- 0		AWAY		0- 1		0- 2		1- 5							
3- 4		0- 0		0- 0		NEUTRAL		0- 0		0- 2		3- 2							
6- 11		0- 0		0- 0		NON-CONFERENCE		0- 2		0- 4		6- 5							
2- 4		0- 0		0- 0		HOME		0- 2		0- 0		2- 2							
1- 3		0- 0		0- 0		AWAY		0- 0		0- 2		1- 1							
3- 4		0- 0		0- 0		NEUTRAL		0- 0		0- 2		3- 2							
2- 10		0- 0		0- 1		CONFERENCE		0- 2		0- 0		2- 7							
2- 5		0- 0		0- 1		HOME		0- 1		0- 0		2- 3							
0- 5		0- 0		0- 0		AWAY		0- 1		0- 0		0- 4							
0- 0		0- 0		0- 0		NEUTRAL		0- 0		0- 0		0- 0							
RPI	S	Opponent		Score		RPI	S	Opponent		Score		RPI	S	Opponent		Score			
						41	H	Coastal Caro.		0 3		68	A	Arkansas St.		0 3			
												72	H	Texas St.		0 3			
												77	H	Tennessee		0 3			
												78	H	New Mexico St.		0 3			
												116	N	Portland		2 3			
												121	A	ETSU		0 3			
												138	A	Mississippi St.		0 3			
												145	N	Austin Peay		0 3			
												177	H	UT Arlington		0 3			
												182	A	South Ala.		0 3			
												182	H	South Ala.		3 1			
												196	H	Valparaiso		1 3			
												213	A	Little Rock		1 3			
												217	H	Florida A&M		1 3			
												220	N	FIU		0 3			
												227	A	Ga. Southern		0 3			
												227	H	Ga. Southern		2 3			
												235	N	USC Upstate		3 2			
												242	A	Georgia St.		2 3			
												242	H	Georgia St.		1 3			
												248	A	Alabama St.		3 1			
												282	A	UAB		2 3			
												297	H	Appalachian St.		3 2			
												301	N	Eastern Ill.		0 3			
												306	H	Southeastern La.		3 0			
												310	N	Chicago St.		3 1			
												317	H	Southern U.		3 0			
												330	N	Savannah St.		3 1			
LAST 10 GAMES																			
						41	H	Coastal Caro.		0 3		242	H	Georgia St.		1 3			
						297	H	Appalachian St.		3 2		227	H	Ga. Southern		2 3			
						182	H	South Ala.		3 1		217	H	Florida A&M		1 3			
						68	A	Arkansas St.		0 3		182	A	South Ala.		0 3			
						213	A	Little Rock		1 3		77	H	Tennessee		0 3			

Non-Div. I Games:

Troy

Average RPI Win:	238	WON-LOST RECORD	WINNING PCT. RANK	LAST 10 GAMES	STRENGTH OF SCHEDULE	OPP. STRENGTH OF SCHEDULE	TEAM RPI	ADJ RPI	CONF. RPI	ADJ CONF. RPI		
DIV. I ONLY		7- 19	.26923	279	1- 9	245	216	281	.41383	276	14	14
DIV. I NON-CONF.		6- 10	.375	231	0- 2	271	250	264	.42289	261	16	16
<hr/>												
TOTALS	RPI 1-25	RPI 26-50		W-L RECORDS		RPI 51-100		RPI 101-150		RPI 150+		
7- 19	0- 1	0- 0		OVERALL		0- 3		1- 1		6- 14		
2- 6	0- 0	0- 0		HOME		0- 1		0- 0		2- 5		
1- 11	0- 1	0- 0		AWAY		0- 2		0- 1		1- 7		
4- 2	0- 0	0- 0		NEUTRAL		0- 0		1- 0		3- 2		
<hr/>												
6- 10	0- 0	0- 0		NON-CONFERENCE		0- 1		1- 0		5- 9		
1- 3	0- 0	0- 0		HOME		0- 1		0- 0		1- 2		
1- 5	0- 0	0- 0		AWAY		0- 0		0- 0		1- 5		
4- 2	0- 0	0- 0		NEUTRAL		0- 0		1- 0		3- 2		
<hr/>												
1- 9	0- 1	0- 0		CONFERENCE		0- 2		0- 1		1- 5		
1- 3	0- 0	0- 0		HOME		0- 0		0- 0		1- 3		
0- 6	0- 1	0- 0		AWAY		0- 2		0- 1		0- 2		
0- 0	0- 0	0- 0		NEUTRAL		0- 0		0- 0		0- 0		
<hr/>												
RPI	S	Opponent	Score	RPI	S	Opponent	Score	RPI	S	Opponent	Score	
19	A	Western Ky.	0 3					85	A	Rice	0 3	
								87	H	South Fla.	0 3	
								94	A	Marshall	0 3	
										115	A Southern Miss.	0 3
										140	N High Point	3 2
										153	H UNCG	0 3
										156	N Ill.-Chicago	1 3
										170	H Fla. Atlantic	0 3
										183	H Elon	3 1
										194	A North Texas	0 3
										200	H Mercer	1 3
										207	A Furman	1 3
										212	A William & Mary	1 3
										220	H FIU	3 0
										223	A Wake Forest	1 3
										224	N Wofford	1 3
										229	A Jacksonville	3 1
										230	A Davidson	0 3
										235	A USC Upstate	2 3
										247	A UTEP	0 3
										263	N Western Caro.	3 1
										269	H Middle Tenn.	2 3
										282	H UAB	0 3
										303	N Presbyterian	3 1
										328	N Coppin St.	3 0
<hr/>												
				LAST 10 GAMES								
				85	A	Rice	0 3	220	H	FIU	3 0	
				115	A	Southern Miss.	0 3	230	A	Davidson	0 3	
				194	A	North Texas	0 3	247	A	UTEP	0 3	
				153	H	UNCG	0 3	170	H	Fla. Atlantic	0 3	
				269	H	Middle Tenn.	2 3	282	H	UAB	0 3	

Non-Div. I Games:

Charlotte

Average RPI Win: 271		WON-LOST	WINNING	LAST 10	STRENGTH OF		OPP. STRENGTH	TEAM	ADJ	CONF.	ADJ CONF.
Average RPI Loss: 167		RECORD	PCT. RANK	GAMES	SCHEDULE		OF SCHEDULE	RPI	RPI	RPI	RPI
DIV. I ONLY		8- 21	.27586	274	1- 9		239	239	278	.41304	277
DIV. I NON-CONF.		6- 12	.33333	243	1- 0		253	266	272	.41766	270
TOTALS		RPI 1-25	RPI 26-50		W-L RECORDS		RPI 51-100		RPI 101-150		RPI 150+
8- 21	0- 0	0- 2		OVERALL		0- 4		0- 3		8- 12	
2- 3	0- 0	0- 0		HOME		0- 1		0- 1		2- 1	
3- 12	0- 0	0- 1		AWAY		0- 3		0- 1		3- 7	
3- 6	0- 0	0- 1		NEUTRAL		0- 0		0- 1		3- 4	
6- 12	0- 0	0- 1		NON-CONFERENCE		0- 1		0- 3		6- 7	
0- 1	0- 0	0- 0		HOME		0- 0		0- 1		0- 0	
3- 5	0- 0	0- 0		AWAY		0- 1		0- 1		3- 3	
3- 6	0- 0	0- 1		NEUTRAL		0- 0		0- 1		3- 4	
2- 9	0- 0	0- 1		CONFERENCE		0- 3		0- 0		2- 5	
2- 2	0- 0	0- 0		HOME		0- 1		0- 0		2- 1	
0- 7	0- 0	0- 1		AWAY		0- 2		0- 0		0- 4	
0- 0	0- 0	0- 0		NEUTRAL		0- 0		0- 0		0- 0	
RPI S	Opponent	Score	RPI S	Opponent	Score	RPI S	Opponent	Score	RPI S	Opponent	Score
			41 A	Coastal Caro.	0 3	68 A	Arkansas St.	0 3	111 N	Kennesaw St.	0 3
			42 N	Cincinnati	0 3	68 H	Arkansas St.	0 3	115 H	Southern Miss.	0 3
						72 A	Texas St.	1 3	148 A	SFA	1 3
						77 A	Tennessee	0 3	177 A	UT Arlington	0 3
									186 N	San Jose St.	0 3
									188 A	Houston Baptist	0 3
									211 A	Houston	2 3
									213 A	Little Rock	0 3
									213 H	Little Rock	2 3
									227 H	Ga. Southern	3 0
									233 N	Oral Roberts	0 3
									242 H	Georgia St.	3 1
									245 A	Northwestern St.	1 3
									249 N	Evansville	2 3
									251 N	Incarnate Word	3 0
									253 A	Central Ark.	3 2
									256 A	Louisiana Tech	3 0
									269 N	Middle Tenn.	0 3
									286 A	UL Lafayette	2 3
									290 A	Jacksonville St.	3 2
									297 A	Appalachian St.	0 3
									314 N	Nicholls St.	3 1
									332 N	Alcorn	3 0
LAST 10 GAMES											
			72 A	Texas St.	1 3	213 H	Little Rock	2 3			
			177 A	UT Arlington	0 3	286 A	UL Lafayette	2 3			
			41 A	Coastal Caro.	0 3	256 A	Louisiana Tech	3 0			
			297 A	Appalachian St.	0 3	213 A	Little Rock	0 3			
			68 H	Arkansas St.	0 3	68 A	Arkansas St.	0 3			

Non-Div. I Games:

La.-Monroe

Average RPI Win: 280		WON-LOST RECORD		WINNING PCT. RANK		LAST 10 GAMES		STRENGTH OF SCHEDULE		OPP. STRENGTH OF SCHEDULE		TEAM RPI		ADJ RPI		CONF. RPI		ADJ CONF. RPI	
DIV. I ONLY		6- 17		.26087 281		1- 9		242		204		282		.41249 278		11		12	
DIV. I NON-CONF.		5- 9		.35714 236		0- 1		280		281		277		.40929 277		9		9	
TOTALS		RPI 1-25		RPI 26-50		W-L RECORDS		RPI 51-100		RPI 101-150		RPI 150+							
6- 17		0- 1		0- 2		OVERALL		0- 3		0- 2		6- 9							
3- 8		0- 0		0- 1		HOME		0- 2		0- 1		3- 4							
1- 6		0- 1		0- 1		AWAY		0- 1		0- 1		1- 2							
2- 3		0- 0		0- 0		NEUTRAL		0- 0		0- 0		2- 3							
5- 9		0- 1		0- 0		NON-CONFERENCE		0- 1		0- 0		5- 7							
2- 3		0- 0		0- 0		HOME		0- 0		0- 0		2- 3							
1- 3		0- 1		0- 0		AWAY		0- 1		0- 0		1- 1							
2- 3		0- 0		0- 0		NEUTRAL		0- 0		0- 0		2- 3							
1- 8		0- 0		0- 2		CONFERENCE		0- 2		0- 2		1- 2							
1- 5		0- 0		0- 1		HOME		0- 2		0- 1		1- 1							
0- 3		0- 0		0- 1		AWAY		0- 0		0- 1		0- 1							
0- 0		0- 0		0- 0		NEUTRAL		0- 0		0- 0		0- 0							
RPI S	Opponent		Score		RPI S	Opponent		Score		RPI S	Opponent		Score		RPI S	Opponent		Score	
5	A	San Diego	0	3	40	A	Hawaii	0	3	63	H	Cal Poly	0	3	147	A	UC Davis	1	3
					40	H	Hawaii	0	3	73	H	UC Santa Barbara	1	3	147	H	UC Davis	1	3
										80	A	San Diego St.	0	3	161	A	Chattanooga	0	3
															163	A	UC Irvine	0	3
															163	H	UC Irvine	0	3
															172	H	Colgate	3	2
															186	N	San Jose St.	2	3
															189	N	Eastern Wash.	0	3
															202	H	Weber St.	1	3
															241	H	Air Force	1	3
															257	N	Eastern Ky.	1	3
															264	H	UC Riverside	3	1
															285	A	Grand Canyon	3	1
															291	H	Niagara	1	3
															294	H	The Citadel	3	0
															333	N	South Carolina St.	3	0
															334	N	Mississippi Val.	3	0
					LAST 10 GAMES														
					40	H	Hawaii	0	3	147	H	UC Davis	1	3					
					147	A	UC Davis	1	3	40	A	Hawaii	0	3					
					163	A	UC Irvine	0	3	163	H	UC Irvine	0	3					
					73	H	UC Santa Barbara	1	3	264	H	UC Riverside	3	1					
					63	H	Cal Poly	0	3	80	A	San Diego St.	0	3					

Non-Div. I Games:

Cal St. Fullerton

Average RPI Win:	290	WON-LOST RECORD	WINNING PCT. RANK	LAST 10 GAMES	STRENGTH OF SCHEDULE	OPP. STRENGTH OF SCHEDULE	TEAM RPI	ADJ RPI	CONF. RPI	ADJ CONF. RPI				
DIV. I ONLY	11- 15	.42308	211	2- 8	297	305	275	.41233	279	24	24			
DIV. I NON-CONF.	9- 5	.64286	105	1- 0	321	326	243	.4347	250	27	27			
<hr/>														
TOTALS	RPI 1-25	RPI 26-50		W-L RECORDS	RPI 51-100		RPI 101-150		RPI 150+					
11- 15	0- 0	0- 0		OVERALL	0- 1		0- 3		11- 11					
2- 7	0- 0	0- 0		HOME	0- 0		0- 2		2- 5					
5- 6	0- 0	0- 0		AWAY	0- 1		0- 1		5- 4					
4- 2	0- 0	0- 0		NEUTRAL	0- 0		0- 0		4- 2					
<hr/>														
9- 5	0- 0	0- 0		NON-CONFERENCE	0- 1		0- 0		9- 4					
2- 0	0- 0	0- 0		HOME	0- 0		0- 0		2- 0					
3- 3	0- 0	0- 0		AWAY	0- 1		0- 0		3- 2					
4- 2	0- 0	0- 0		NEUTRAL	0- 0		0- 0		4- 2					
<hr/>														
2- 10	0- 0	0- 0		CONFERENCE	0- 0		0- 3		2- 7					
0- 7	0- 0	0- 0		HOME	0- 0		0- 2		0- 5					
2- 3	0- 0	0- 0		AWAY	0- 0		0- 1		2- 2					
0- 0	0- 0	0- 0		NEUTRAL	0- 0		0- 0		0- 0					
<hr/>														
RPI S	Opponent	Score	RPI S	Opponent	Score	RPI S	Opponent	Score	RPI S	Opponent	Score			
						88 A	South Carolina	0 3	118 A	Radford	1 3			
						118 H	Radford	0 3						
						140 H	High Point	0 3						
						168 A	Liberty	0 3						
						168 H	Liberty	2 3						
						183 A	Elon	1 3						
						195 H	Campbell	0 3						
						212 N	William & Mary	0 3						
						230 N	Davidson	3 2						
						235 A	USC Upstate	3 2						
						236 A	Winthrop	3 0						
						250 A	UNC Asheville	2 3						
						250 H	UNC Asheville	2 3						
						255 N	Robert Morris	3 1						
						260 N	Morehead St.	1 3						
						281 H	Charleston So.	1 3						
						294 A	The Citadel	2 3						
						300 H	N.C. A&T	3 0						
						303 A	Presbyterian	3 0						
						303 H	Presbyterian	0 3						
						320 N	Norfolk St.	3 0						
						324 A	N.C. Central	3 0						
						324 H	N.C. Central	3 0						
						327 N	Delaware St.	3 0						
						333 A	South Carolina St.	3 0						
			LAST 10 GAMES											
			303 A	Presbyterian	3 0							195 H	Campbell	0 3
			250 A	UNC Asheville	2 3							140 H	High Point	0 3
			168 H	Liberty	2 3							118 A	Radford	1 3
			118 H	Radford	0 3							168 A	Liberty	0 3
324 H	N.C. Central	3 0	250 H	UNC Asheville	2 3									

Non-Div. I Games: Limestone 3 0

Gardner-Webb

R
i
d
e
r

Rider

Average RPI Win:	273	WON-LOST RECORD	WINNING PCT. RANK	LAST 10 GAMES	STRENGTH OF SCHEDULE	OPP. STRENGTH OF SCHEDULE	TEAM RPI	ADJ RPI	CONF. RPI	ADJ CONF. RPI	
DIV. I ONLY	11- 16	.40741	222	1- 5	298	295	279	.40963	281	24	24
DIV. I NON-CONF.	5- 11	.3125	252	0- 0	325	318	319	.34586	319	27	27
TOTALS	RPI 1-25	RPI 26-50	W-L RECORDS	RPI 51-100	RPI 101-150	RPI 150+					
11- 16	0- 0	0- 0	OVERALL	0- 1	1- 3	10- 12					
3- 3	0- 0	0- 0	HOME	0- 0	1- 1	2- 2					
6- 8	0- 0	0- 0	AWAY	0- 1	0- 1	6- 6					
2- 5	0- 0	0- 0	NEUTRAL	0- 0	0- 1	2- 4					
5- 11	0- 0	0- 0	NON-CONFERENCE	0- 1	0- 1	5- 9					
0- 1	0- 0	0- 0	HOME	0- 0	0- 0	0- 1					
3- 5	0- 0	0- 0	AWAY	0- 1	0- 0	3- 4					
2- 5	0- 0	0- 0	NEUTRAL	0- 0	0- 1	2- 4					
6- 5	0- 0	0- 0	CONFERENCE	0- 0	1- 2	5- 3					
3- 2	0- 0	0- 0	HOME	0- 0	1- 1	2- 1					
3- 3	0- 0	0- 0	AWAY	0- 0	0- 1	3- 2					
0- 0	0- 0	0- 0	NEUTRAL	0- 0	0- 0	0- 0					
RPI S	Opponent	Score	RPI S	Opponent	Score	RPI S	Opponent	Score	RPI S	Opponent	Score
						76 A	Col. of Charleston	1 3	118 H	Radford	3 1
									140 A	High Point	0 3
									140 H	High Point	1 3
									145 N	Austin Peay	0 3
									164 N	VCU	0 3
									168 H	Liberty	2 3
									183 H	Elon	0 3
									195 A	Campbell	2 3
									195 H	Campbell	3 2
									225 A	Eastern Mich.	1 3
									227 A	Ga. Southern	1 3
									236 A	Winthrop	2 3
									250 A	UNC Asheville	3 1
									250 H	UNC Asheville	3 1
									263 A	Western Caro.	2 3
									273 N	Tennessee Tech	0 3
									279 A	Gardner-Webb	3 1
									282 N	UAB	1 3
									290 N	Jacksonville St.	3 2
									294 A	The Citadel	1 3
									294 N	The Citadel	2 3
									303 A	Presbyterian	3 1
									330 A	Savannah St.	3 1
									330 A	Savannah St.	3 1
									330 N	Savannah St.	3 0
									333 A	South Carolina St.	3 0

Non-Div. I Games:

Charleston So.

UAB		Through Games Of Oct. 30, 2016										
Average RPI Win:	287	WON-LOST	WINNING	LAST 10	STRENGTH OF	OPP. STRENGTH	TEAM	ADJ	CONF.	ADJ CONF.		
Average RPI Loss:	190	RECORD	PCT. RANK	GAMES	SCHEDULE	OF SCHEDULE	RPI	RPI	RPI	RPI		
DIV. I ONLY		11- 16	.40741 222	4- 6		306	270	280	.40955 282	14	14	
DIV. I NON-CONF.		8- 8	.5 168	1- 0		322	320	282	.39859 284	16	16	
<hr/>												
TOTALS	RPI 1-25	RPI 26-50		W-L RECORDS		RPI 51-100		RPI 101-150		RPI 150+		
11- 16	0- 2	0- 0		OVERALL		0- 2		0- 1		11- 11		
4- 10	0- 1	0- 0		HOME		0- 1		0- 1		4- 7		
3- 5	0- 1	0- 0		AWAY		0- 1		0- 0		3- 3		
4- 1	0- 0	0- 0		NEUTRAL		0- 0		0- 0		4- 1		
<hr/>												
8- 8	0- 0	0- 0		NON-CONFERENCE		0- 0		0- 1		8- 7		
3- 5	0- 0	0- 0		HOME		0- 0		0- 1		3- 4		
1- 2	0- 0	0- 0		AWAY		0- 0		0- 0		1- 2		
4- 1	0- 0	0- 0		NEUTRAL		0- 0		0- 0		4- 1		
<hr/>												
3- 8	0- 2	0- 0		CONFERENCE		0- 2		0- 0		3- 4		
1- 5	0- 1	0- 0		HOME		0- 1		0- 0		1- 3		
2- 3	0- 1	0- 0		AWAY		0- 1		0- 0		2- 1		
0- 0	0- 0	0- 0		NEUTRAL		0- 0		0- 0		0- 0		
<hr/>												
RPI S	Opponent	Score	RPI S	Opponent	Score	RPI S	Opponent	Score	RPI S	Opponent	Score	
19 A	Western Ky.	1 3				64 H	UTSA	1 3	118 H	Radford	0 3	
19 H	Western Ky.	0 3				85 A	Rice	0 3	191 H	Memphis	0 3	
									194 H	North Texas	1 3	
									220 A	FIU	0 3	
									245 H	Northwestern St.	0 3	
									247 H	UTEP	2 3	
									248 A	Alabama St.	3 0	
									256 H	Louisiana Tech	3 1	
									262 H	UT Martin	1 3	
									263 A	Western Caro.	2 3	
									269 A	Middle Tenn.	3 1	
									269 H	Middle Tenn.	1 3	
									273 H	Tennessee Tech	3 0	
									273 N	Tennessee Tech	2 3	
									275 H	Troy	3 2	
									276 A	Charlotte	3 0	
									281 N	Charleston So.	3 1	
									286 H	UL Lafayette	1 3	
									290 A	Jacksonville St.	1 3	
									298 H	Southeast Mo. St.	3 0	
									323 N	New Orleans	3 0	
									325 N	Jackson St.	3 0	
									334 N	Mississippi Val.	3 0	
<hr/>												
			LAST 10 GAMES									
			19 H	Western Ky.	0 3	19 A	Western Ky.	1 3				
			64 H	UTSA	1 3	256 H	Louisiana Tech	3 1				
			269 A	Middle Tenn.	3 1	194 H	North Texas	1 3				
			248 A	Alabama St.	3 0	220 A	FIU	0 3				
			85 A	Rice	0 3	276 A	Charlotte	3 0				

Non-Div. I Games:

UAB

Average RPI Win: 219		WON-LOST RECORD		WINNING PCT. RANK		LAST 10 GAMES		STRENGTH OF SCHEDULE		OPP. STRENGTH OF SCHEDULE		TEAM RPI		ADJ RPI		CONF. RPI		ADJ CONF. RPI	
DIV. I ONLY		5- 21		.19231 308		2- 8		190		202		284		.40898 283		25		25	
DIV. I NON-CONF.		3- 11		.21429 288		0- 0		140		143		247		.43739 246		23		23	
TOTALS		RPI 1-25		RPI 26-50		W-L RECORDS		RPI 51-100		RPI 101-150		RPI 150+							
5- 21		0- 0		0- 2		OVERALL		0- 5		0- 3		5- 11							
3- 8		0- 0		0- 1		HOME		0- 1		0- 1		3- 5							
1- 7		0- 0		0- 0		AWAY		0- 2		0- 1		1- 4							
1- 6		0- 0		0- 1		NEUTRAL		0- 2		0- 1		1- 2							
3- 11		0- 0		0- 2		NON-CONFERENCE		0- 3		0- 2		3- 4							
2- 3		0- 0		0- 1		HOME		0- 0		0- 0		2- 2							
0- 2		0- 0		0- 0		AWAY		0- 1		0- 1		0- 0							
1- 6		0- 0		0- 1		NEUTRAL		0- 2		0- 1		1- 2							
2- 10		0- 0		0- 0		CONFERENCE		0- 2		0- 1		2- 7							
1- 5		0- 0		0- 0		HOME		0- 1		0- 1		1- 3							
1- 5		0- 0		0- 0		AWAY		0- 1		0- 0		1- 4							
0- 0		0- 0		0- 0		NEUTRAL		0- 0		0- 0		0- 0							
RPI	S	Opponent		Score		RPI	S	Opponent		Score		RPI	S	Opponent		Score			
						44	H	Iowa St.	0	3									
						47	N	UNI	0	3									

Non-Div. I Games:

Omaha

Average RPI Win: 297		WON-LOST RECORD		WINNING PCT. RANK		LAST 10 GAMES		STRENGTH OF SCHEDULE		OPP. STRENGTH OF SCHEDULE		TEAM RPI		ADJ RPI		CONF. RPI		ADJ CONF. RPI	
DIV. I ONLY		8- 16		.33333 247		5- 5		274		294		283		.40803 284		30		30	
DIV. I NON-CONF.		1- 9		.1 309		0- 0		258		151		311		.36586 311		31		31	
TOTALS		RPI 1-25		RPI 26-50		W-L RECORDS		RPI 51-100		RPI 101-150		RPI 150+							
8- 16		0- 1		0- 0		OVERALL		0- 1		0- 0		8- 14							
4- 4		0- 0		0- 0		HOME		0- 0		0- 0		4- 4							
3- 7		0- 0		0- 0		AWAY		0- 0		0- 0		3- 7							
1- 5		0- 1		0- 0		NEUTRAL		0- 1		0- 0		1- 3							
1- 9		0- 1		0- 0		NON-CONFERENCE		0- 1		0- 0		1- 7							
0- 1		0- 0		0- 0		HOME		0- 0		0- 0		0- 1							
0- 3		0- 0		0- 0		AWAY		0- 0		0- 0		0- 3							
1- 5		0- 1		0- 0		NEUTRAL		0- 1		0- 0		1- 3							
7- 7		0- 0		0- 0		CONFERENCE		0- 0		0- 0		7- 7							
4- 3		0- 0		0- 0		HOME		0- 0		0- 0		4- 3							
3- 4		0- 0		0- 0		AWAY		0- 0		0- 0		3- 4							
0- 0		0- 0		0- 0		NEUTRAL		0- 0		0- 0		0- 0							
RPI S	Opponent	Score		RPI S	Opponent	Score		RPI S	Opponent	Score		RPI S	Opponent	Score					
24 N	Penn St.	0 3						54 N	Hofstra	0 3		158 A	Fairfield	0 3					
												158 H	Fairfield	1 3					
												167 N	Georgia	0 3					
												173 A	Virginia Tech	0 3					
												174 N	New Hampshire	2 3					
												197 A	Syracuse	1 3					
												206 A	Marist	0 3					
												206 H	Marist	3 1					
												208 H	Binghamton	1 3					
												216 A	Harvard	0 3					
												254 A	Quinnipiac	1 3					
												254 H	Quinnipiac	0 3					
												280 H	Rider	2 3					
												291 A	Niagara	3 0					
												291 H	Niagara	3 1					
												297 N	Appalachian St.	0 3					
												309 A	Manhattan	3 2					
												312 N	St. Francis Brooklyn	3 2					
												315 A	Iona	0 3					
												319 A	Canisius	3 1					
												319 H	Canisius	3 0					
												331 H	Saint Peter's	3 0					
				LAST 10 GAMES															
				291 A Niagara 3 0				280 H Rider 2 3											
				319 A Canisius 3 1				331 H Saint Peter's 3 0											
				206 H Marist 3 1				158 H Fairfield 1 3											
				254 A Quinnipiac 1 3				315 A Iona 0 3											
				158 A Fairfield 0 3				309 A Manhattan 3 2											

Non-Div. I Games:

Siena

Average RPI Win: 244		WON-LOST	WINNING	LAST 10	STRENGTH OF		OPP. STRENGTH	TEAM	ADJ		CONF.	ADJ CONF.
Average RPI Loss: 151		RECORD	PCT. RANK	GAMES	SCHEDULE		OF SCHEDULE	RPI	RPI		RPI	RPI
DIV. I ONLY		4- 18	.18182 312	0- 10	192		187	285	.40755 285		20	19
DIV. I NON-CONF.		4- 8	.33333 243	0- 0	211		198	241	.43936 241		15	15
TOTALS		RPI 1-25	RPI 26-50	W-L RECORDS	RPI 51-100		RPI 101-150	RPI 150+				
4- 18	0- 0		0- 0	OVERALL	0- 3		0- 7	4- 8				
2- 6	0- 0		0- 0	HOME	0- 1		0- 1	2- 4				
1- 7	0- 0		0- 0	AWAY	0- 1		0- 3	1- 3				
1- 5	0- 0		0- 0	NEUTRAL	0- 1		0- 3	1- 1				
4- 8	0- 0		0- 0	NON-CONFERENCE	0- 1		0- 5	4- 2				
2- 1	0- 0		0- 0	HOME	0- 0		0- 0	2- 1				
1- 2	0- 0		0- 0	AWAY	0- 0		0- 2	1- 0				
1- 5	0- 0		0- 0	NEUTRAL	0- 1		0- 3	1- 1				
0- 10	0- 0		0- 0	CONFERENCE	0- 2		0- 2	0- 6				
0- 5	0- 0		0- 0	HOME	0- 1		0- 1	0- 3				
0- 5	0- 0		0- 0	AWAY	0- 1		0- 1	0- 3				
0- 0	0- 0		0- 0	NEUTRAL	0- 0		0- 0	0- 0				
RPI S	Opponent	Score	RPI S	Opponent	Score	RPI S	Opponent	Score	RPI S	Opponent	Score	
						63 N	Cal Poly	1 3	103 N	Nevada	0 3	
						78 A	New Mexico St.	0 3	109 N	Santa Clara	0 3	
						78 H	New Mexico St.	0 3	119 A	California	0 3	
									123 N	West Virginia	0 3	
									137 A	UTRGV	0 3	
									137 H	UTRGV	1 3	
									141 A	Sacramento St.	0 3	
									155 H	Utah Valley	1 3	
									157 A	CSU Bakersfield	0 3	
									157 H	CSU Bakersfield	0 3	
									160 H	Seattle	2 3	
									180 A	UMKC	2 3	
									189 H	Eastern Wash.	3 0	
									232 N	Montana St.	2 3	
									241 A	Air Force	3 2	
									257 H	Eastern Ky.	3 1	
									278 H	Cal St. Fullerton	1 3	
									290 N	Jacksonville St.	3 0	
									310 A	Chicago St.	2 3	
LAST 10 GAMES												
						137 A	UTRGV	0 3	180 A	UMKC	2 3	
						78 A	New Mexico St.	0 3	310 A	Chicago St.	2 3	
						157 H	CSU Bakersfield	0 3	78 H	New Mexico St.	0 3	
						155 H	Utah Valley	1 3	137 H	UTRGV	1 3	
						160 H	Seattle	2 3	157 A	CSU Bakersfield	0 3	

Non-Div. I Games:

Grand Canyon

Average RPI Win: 275		WON-LOST	WINNING	LAST 10	STRENGTH OF		OPP. STRENGTH	TEAM	ADJ	CONF.	ADJ CONF.
Average RPI Loss: 182		RECORD	PCT. RANK	GAMES	SCHEDULE		OF SCHEDULE	RPI	RPI	RPI	RPI
DIV. I ONLY		8- 18	.30769	262	4- 6		276	247	286	.40602	286
DIV. I NON-CONF.		4- 11	.26667	275	1- 0		306	288	309	.36744	308
TOTALS		RPI 1-25	RPI 26-50		W-L RECORDS		RPI 51-100		RPI 101-150		RPI 150+
8- 18	0- 0	0- 1		OVERALL		0- 3		0- 1		8- 13	
4- 7	0- 0	0- 0		HOME		0- 1		0- 0		4- 6	
3- 6	0- 0	0- 1		AWAY		0- 2		0- 0		3- 3	
1- 5	0- 0	0- 0		NEUTRAL		0- 0		0- 1		1- 4	
4- 11	0- 0	0- 0		NON-CONFERENCE		0- 0		0- 1		4- 10	
2- 4	0- 0	0- 0		HOME		0- 0		0- 0		2- 4	
1- 2	0- 0	0- 0		AWAY		0- 0		0- 0		1- 2	
1- 5	0- 0	0- 0		NEUTRAL		0- 0		0- 1		1- 4	
4- 7	0- 0	0- 1		CONFERENCE		0- 3		0- 0		4- 3	
2- 3	0- 0	0- 0		HOME		0- 1		0- 0		2- 2	
2- 4	0- 0	0- 1		AWAY		0- 2		0- 0		2- 1	
0- 0	0- 0	0- 0		NEUTRAL		0- 0		0- 0		0- 0	
RPI S	Opponent	Score	RPI S	Opponent	Score	RPI S	Opponent	Score	RPI S	Opponent	Score
			41 A	Coastal Caro.	0 3	68 A	Arkansas St.	0 3	114 N	UNCW	0 3
						68 H	Arkansas St.	0 3	177 A	UT Arlington	0 3
						72 A	Texas St.	2 3	188 A	Houston Baptist	2 3
									191 N	Memphis	0 3
									194 A	North Texas	0 3
									202 N	Weber St.	1 3
									211 N	Houston	1 3
									213 A	Little Rock	3 2
									213 H	Little Rock	2 3
									214 N	Indiana St.	2 3
									227 H	Ga. Southern	2 3
									241 H	Air Force	2 3
									242 H	Georgia St.	3 0
									245 H	Northwestern St.	2 3
									262 N	UT Martin	3 1
									277 H	La.-Monroe	3 2
									282 A	UAB	3 1
									287 H	McNeese	1 3
									297 A	Appalachian St.	3 1
									306 H	Southeastern La.	3 0
									314 H	Nicholls St.	1 3
									318 H	Alabama A&M	3 0
			LAST 10 GAMES								
			177 A	UT Arlington	0 3	68 H	Arkansas St.	0 3			
			72 A	Texas St.	2 3	277 H	La.-Monroe	3 2			
			297 A	Appalachian St.	3 1	306 H	Southeastern La.	3 0			
			41 A	Coastal Caro.	0 3	68 A	Arkansas St.	0 3			
			213 H	Little Rock	2 3	213 A	Little Rock	3 2			

Non-Div. I Games:

UL Lafayette

Average RPI Win:	299	WON-LOST	WINNING	LAST 10	STRENGTH OF	OPP. STRENGTH	TEAM	ADJ	CONF.	ADJ CONF.	
Average RPI Loss:	166	RECORD	PCT. RANK	GAMES	SCHEDULE	OF SCHEDULE	RPI	RPI	RPI	RPI	
DIV. I ONLY	9- 18	.33333	247	5- 5	290	254	287	.40566	287	28	28
DIV. I NON-CONF.	4- 11	.26667	275	0- 0	194	187	258	.42885	257	25	25
<hr/>											
TOTALS	RPI 1-25	RPI 26-50		W-L RECORDS	RPI 51-100		RPI 101-150		RPI 150+		
9- 18	0- 0	0- 1		OVERALL	0- 3		0- 4		9- 10		
4- 4	0- 0	0- 0		HOME	0- 0		0- 0		4- 4		
2- 8	0- 0	0- 1		AWAY	0- 1		0- 3		2- 3		
3- 6	0- 0	0- 0		NEUTRAL	0- 2		0- 1		3- 3		
<hr/>											
4- 11	0- 0	0- 1		NON-CONFERENCE	0- 3		0- 3		4- 4		
0- 0	0- 0	0- 0		HOME	0- 0		0- 0		0- 0		
1- 5	0- 0	0- 1		AWAY	0- 1		0- 2		1- 1		
3- 6	0- 0	0- 0		NEUTRAL	0- 2		0- 1		3- 3		
<hr/>											
5- 7	0- 0	0- 0		CONFERENCE	0- 0		0- 1		5- 6		
4- 4	0- 0	0- 0		HOME	0- 0		0- 0		4- 4		
1- 3	0- 0	0- 0		AWAY	0- 0		0- 1		1- 2		
0- 0	0- 0	0- 0		NEUTRAL	0- 0		0- 0		0- 0		
<hr/>											
RPI S	Opponent	Score	RPI S	Opponent	Score	RPI S	Opponent	Score	RPI S	Opponent	Score
			46 A	Missouri St.	0 3	89 N	Green Bay	2 3	105 N	Tulane	2 3
						91 N	North Carolina St.	0 3	115 A	Southern Miss.	1 3
						96 A	Ole Miss	0 3	138 A	Mississippi St.	2 3
									148 A	SFA	0 3
									162 A	Sam Houston St.	1 3
									167 A	Georgia	1 3
									169 N	IUPUI	0 3
									177 N	UT Arlington	1 3
									182 N	South Ala.	2 3
									188 H	Houston Baptist	2 3
									245 H	Northwestern St.	0 3
									253 H	Central Ark.	1 3
									258 H	Abilene Christian	3 0
									266 H	Lamar University	3 2
									286 A	UL Lafayette	3 1
									288 N	Bethune-Cookman	3 2
									304 N	Western Ill.	3 2
									306 A	Southeastern La.	1 3
									306 H	Southeastern La.	2 3
									314 H	Nicholls St.	3 1
									323 A	New Orleans	3 1
									323 H	New Orleans	3 0
									326 N	Grambling	3 0
			LAST 10 GAMES								
			306 H	Southeastern La.	2 3	314 H	Nicholls St.	3 1			
			323 H	New Orleans	3 0	258 H	Abilene Christian	3 0			
			266 H	Lamar University	3 2	323 A	New Orleans	3 1			
			188 H	Houston Baptist	2 3	162 A	Sam Houston St.	1 3			
			306 A	Southeastern La.	1 3	148 A	SFA	0 3			

Non-Div. I Games:

McNeese

Average RPI Win: 295		WON-LOST	WINNING	LAST 10	STRENGTH OF		OPP. STRENGTH	TEAM	ADJ		CONF.	ADJ CONF.
Average RPI Loss: 169		RECORD	PCT. RANK	GAMES	SCHEDULE		OF SCHEDULE	RPI	RPI		RPI	RPI
DIV. I ONLY		7- 20	.25926	284	4- 6		230	293	289		.4025	288
DIV. I NON-CONF.		1- 16	.05882	321	0- 3		85	209	270		.41623	272
TOTALS		RPI 1-25	RPI 26-50		W-L RECORDS		RPI 51-100		RPI 101-150		RPI 150+	
7- 20		0- 0	0- 0		OVERALL		0- 3		1- 5		6- 12	
2- 3		0- 0	0- 0		HOME		0- 1		0- 0		2- 2	
5- 10		0- 0	0- 0		AWAY		0- 1		1- 3		4- 5	
0- 7		0- 0	0- 0		NEUTRAL		0- 1		0- 2		0- 4	
1- 16		0- 0	0- 0		NON-CONFERENCE		0- 3		1- 5		0- 8	
0- 2		0- 0	0- 0		HOME		0- 1		0- 0		0- 1	
1- 7		0- 0	0- 0		AWAY		0- 1		1- 3		0- 3	
0- 7		0- 0	0- 0		NEUTRAL		0- 1		0- 2		0- 4	
6- 4		0- 0	0- 0		CONFERENCE		0- 0		0- 0		6- 4	
2- 1		0- 0	0- 0		HOME		0- 0		0- 0		2- 1	
4- 3		0- 0	0- 0		AWAY		0- 0		0- 0		4- 3	
0- 0		0- 0	0- 0		NEUTRAL		0- 0		0- 0		0- 0	
RPI S	Opponent	Score	RPI S	Opponent	Score	RPI S	Opponent	Score	RPI S	Opponent	Score	
						66 A	FGCU	1 3	105 A	Tulane	3 2	
						66 H	FGCU	0 3	110 A	Northern Ariz.	0 3	
						69 N	Northeastern	0 3	110 A	Northern Ariz.	0 3	
									126 A	North Florida	1 3	
									126 N	North Florida	1 3	
									137 N	UTRGV	0 3	
									162 N	Sam Houston St.	0 3	
									166 A	Howard	1 3	
									167 A	Georgia	0 3	
									170 A	Fla. Atlantic	0 3	
									182 N	South Ala.	0 3	
									193 N	Drake	0 3	
									217 A	Florida A&M	0 3	
									217 H	Florida A&M	1 3	
									229 H	Jacksonville	1 3	
									287 N	McNeese	2 3	
									289 A	Stetson	2 3	
									300 A	N.C. A&T	1 3	
									311 A	Morgan St.	3 0	
									324 A	N.C. Central	3 0	
									330 A	Savannah St.	3 0	
									330 H	Savannah St.	3 0	
									333 A	South Carolina St.	3 0	
									333 H	South Carolina St.	3 0	
LAST 10 GAMES												
						217 H	Florida A&M	1 3	311 A	Morgan St.	3 0	
						66 A	FGCU	1 3	166 A	Howard	1 3	
						333 A	South Carolina St.	3 0	324 A	N.C. Central	3 0	
						330 A	Savannah St.	3 0	300 A	N.C. A&T	1 3	
						229 H	Jacksonville	1 3	126 A	North Florida	1 3	

Non-Div. I Games:

Bethune-Cookman

Average RPI Win: 309		WON-LOST	WINNING	LAST 10	STRENGTH OF		OPP. STRENGTH	TEAM	ADJ	CONF.	ADJ CONF.
Average RPI Loss: 154		RECORD	PCT. RANK	GAMES	SCHEDULE		OF SCHEDULE	RPI	RPI	RPI	RPI
DIV. I ONLY		4- 21	.16	317	1- 9		194	212	292	.40191	289
DIV. I NON-CONF.		3- 12	.2	289	0- 0		239	225	290	.39388	290
TOTALS		RPI 1-25	RPI 26-50		W-L RECORDS		RPI 51-100		RPI 101-150		RPI 150+
4- 21	0- 0	0- 0		OVERALL		0- 7		0- 4		4- 10	
2- 5	0- 0	0- 0		HOME		0- 2		0- 1		2- 2	
0- 9	0- 0	0- 0		AWAY		0- 5		0- 2		0- 2	
2- 7	0- 0	0- 0		NEUTRAL		0- 0		0- 1		2- 6	
3- 12	0- 0	0- 0		NON-CONFERENCE		0- 4		0- 1		3- 7	
1- 1	0- 0	0- 0		HOME		0- 1		0- 0		1- 0	
0- 4	0- 0	0- 0		AWAY		0- 3		0- 0		0- 1	
2- 7	0- 0	0- 0		NEUTRAL		0- 0		0- 1		2- 6	
1- 9	0- 0	0- 0		CONFERENCE		0- 3		0- 3		1- 3	
1- 4	0- 0	0- 0		HOME		0- 1		0- 1		1- 2	
0- 5	0- 0	0- 0		AWAY		0- 2		0- 2		0- 1	
0- 0	0- 0	0- 0		NEUTRAL		0- 0		0- 0		0- 0	
RPI S	Opponent	Score	RPI S	Opponent	Score	RPI S	Opponent	Score	RPI S	Opponent	Score
						58 A	UCF	0 3	111 A	Kennesaw St.	0 3
						66 A	FGCU	0 3	126 A	North Florida	0 3
						66 H	FGCU	0 3	126 H	North Florida	1 3
						75 A	Lipscomb	1 3	131 N	New Mexico	1 3
						87 A	South Fla.	0 3	170 N	Fla. Atlantic	0 3
						87 A	South Fla.	0 3	192 N	Wright St.	0 3
						94 H	Marshall	0 3	203 N	Kent St.	1 3
									215 N	Georgetown	0 3
									229 A	Jacksonville	2 3
									229 H	Jacksonville	1 3
									231 N	LIU Brooklyn	1 3
									235 H	USC Upstate	2 3
									246 N	Stony Brook	0 3
									250 A	UNC Asheville	2 3
									288 H	Bethune-Cookman	3 2
									305 H	NJIT	3 0
									318 N	Alabama A&M	3 0
									324 N	N.C. Central	3 0
LAST 10 GAMES											
						126 A	North Florida	0 3	111 A	Kennesaw St.	0 3
						229 A	Jacksonville	2 3	75 A	Lipscomb	1 3
						66 H	FGCU	0 3	305 H	NJIT	3 0
						229 H	Jacksonville	1 3	235 H	USC Upstate	2 3
						126 H	North Florida	1 3	66 A	FGCU	0 3

Non-Div. I Games:

Stetson

[illegible]

Non-Div. I Games:

Jacksonville St.

RPI	S	Opponent	Score	
330	N	Savannah St.	3	0
332	A	Alcorn	3	0
332	H	Alcorn	3	0
334	A	Mississippi Val.	3	0
334	H	Mississippi Val.	3	0

Jacksonville St.

J
a
c
k
s
o
n
v
i
l
l
e
s
t
.

J
a
c
k
s
o
n
v
i
l
l
e
s
t
.

Average RPI Win: 303		WON-LOST RECORD		WINNING PCT. RANK		LAST 10 GAMES		STRENGTH OF SCHEDULE		OPP. STRENGTH OF SCHEDULE		TEAM RPI		ADJ RPI		CONF. RPI		ADJ CONF. RPI	
DIV. I ONLY		9- 16		.36 241		6- 4		300		291		290		.4012 291		30		30	
DIV. I NON-CONF.		2- 10		.16667 296		0- 0		235		220		297		.38652 294		31		31	
TOTALS		RPI 1-25		RPI 26-50		W-L RECORDS		RPI 51-100		RPI 101-150		RPI 150+							
9- 16		0- 1		0- 0		OVERALL		0- 1		0- 1		9- 13							
5- 2		0- 0		0- 0		HOME		0- 0		0- 0		5- 2							
4- 7		0- 0		0- 0		AWAY		0- 1		0- 0		4- 6							
0- 7		0- 1		0- 0		NEUTRAL		0- 0		0- 1		0- 5							
2- 10		0- 1		0- 0		NON-CONFERENCE		0- 1		0- 1		2- 7							
1- 0		0- 0		0- 0		HOME		0- 0		0- 0		1- 0							
1- 3		0- 0		0- 0		AWAY		0- 1		0- 0		1- 2							
0- 7		0- 1		0- 0		NEUTRAL		0- 0		0- 1		0- 5							
7- 6		0- 0		0- 0		CONFERENCE		0- 0		0- 0		7- 6							
4- 2		0- 0		0- 0		HOME		0- 0		0- 0		4- 2							
3- 4		0- 0		0- 0		AWAY		0- 0		0- 0		3- 4							
0- 0		0- 0		0- 0		NEUTRAL		0- 0		0- 0		0- 0							
RPI S	Opponent	Score		RPI S	Opponent	Score		RPI S	Opponent	Score		RPI S	Opponent	Score					
8 N	UCLA	0 3						61 A	Loyola Marymount	1 3		108 N	Illinois St.	0 3					
												154 N	Army West Point	0 3					
												158 A	Fairfield	0 3					
												181 A	St. John's (NY)	1 3					
												206 A	Marist	2 3					
												206 H	Marist	2 3					
												208 N	Binghamton	0 3					
												237 A	Dartmouth	0 3					
												243 N	Central Conn. St.	2 3					
												254 A	Quinnipiac	3 2					
												265 N	La Salle	1 3					
												278 A	Cal St. Fullerton	3 1					
												280 A	Rider	0 3					
												280 H	Rider	3 1					
												284 A	Siena	1 3					
												284 H	Siena	0 3					
												292 N	Hartford	2 3					
												309 H	Manhattan	3 1					
												313 H	Buffalo	3 1					
												315 H	Iona	3 0					
												319 A	Canisius	3 0					
												331 A	Saint Peter's	3 0					
												331 H	Saint Peter's	3 0					
				LAST 10 GAMES															

Non-Div. I Games:

Niagara

Average RPI Win: 273		WON-LOST RECORD		WINNING PCT. RANK		LAST 10 GAMES		STRENGTH OF SCHEDULE		OPP. STRENGTH OF SCHEDULE		TEAM RPI		ADJ RPI		CONF. RPI		ADJ CONF. RPI	
Average RPI Loss: 195																			
DIV. I ONLY		5- 17		.22727 296		2- 8		243		262		294		.39937 292		23		23	
DIV. I NON-CONF.		3- 10		.23077 281		0- 1		244		278		289		.39516 288		24		24	
TOTALS		RPI 1-25		RPI 26-50		W-L RECORDS		RPI 51-100		RPI 101-150		RPI 150+							
5- 17		0- 0		0- 0		OVERALL		0- 0		0- 4		5- 13							
3- 7		0- 0		0- 0		HOME		0- 0		0- 3		3- 4							
1- 5		0- 0		0- 0		AWAY		0- 0		0- 1		1- 4							
1- 5		0- 0		0- 0		NEUTRAL		0- 0		0- 0		1- 5							
3- 10		0- 0		0- 0		NON-CONFERENCE		0- 0		0- 2		3- 8							
2- 2		0- 0		0- 0		HOME		0- 0		0- 2		2- 0							
0- 3		0- 0		0- 0		AWAY		0- 0		0- 0		0- 3							
1- 5		0- 0		0- 0		NEUTRAL		0- 0		0- 0		1- 5							
2- 7		0- 0		0- 0		CONFERENCE		0- 0		0- 2		2- 5							
1- 5		0- 0		0- 0		HOME		0- 0		0- 1		1- 4							
1- 2		0- 0		0- 0		AWAY		0- 0		0- 1		1- 1							
0- 0		0- 0		0- 0		NEUTRAL		0- 0		0- 0		0- 0							
RPI S	Opponent	Score		RPI S	Opponent	Score		RPI S	Opponent	Score		RPI S	Opponent	Score					
										107 A	Albany (NY)	1	3						
										107 H	Albany (NY)	0	3						
										122 H	Fresno St.	0	3						
										133 H	Rhode Island	0	3						
										154 N	Army West Point	0	3						
										174 H	New Hampshire	1	3						
										178 A	Columbia	0	3						
										185 N	Rutgers	0	3						
										204 H	UMBC	2	3						
										208 A	Binghamton	0	3						
										208 H	Binghamton	0	3						
										237 A	Dartmouth	0	3						
										238 N	Providence	1	3						
										243 H	Central Conn. St.	3	2						
										244 A	Bryant	0	3						
										246 H	Stony Brook	3	1						
										268 N	Fordham	2	3						
										274 A	UMass Lowell	3	2						
										274 H	UMass Lowell	2	3						
										280 N	Rider	2	3						
										291 N	Niagara	3	2						
										309 H	Manhattan	3	2						
LAST 10 GAMES																			
						208 H	Binghamton	0	3	174 H	New Hampshire	1	3						
						107 H	Albany (NY)	0	3	107 A	Albany (NY)	1	3						
						274 H	UMass Lowell	2	3	208 A	Binghamton	0	3						
						246 H	Stony Brook	3	1	274 A	UMass Lowell	3	2						
						204 H	UMBC	2	3	238 N	Providence	1	3						

Non-Div. I Games:

Hartford

Average RPI Win:		197	WON-LOST	WINNING	LAST 10	STRENGTH OF		OPP. STRENGTH	TEAM	ADJ	CONF.	ADJ CONF.
Average RPI Loss:		168	RECORD	PCT. RANK	GAMES	SCHEDULE		OF SCHEDULE	RPI	RPI	RPI	RPI
DIV. I ONLY			4- 20	.16667	315	2- 8		221	182	295	.39919	293
DIV. I NON-CONF.			2- 10	.16667	296	0- 0		262	167	301	.38158	299
TOTALS		RPI 1-25	RPI 26-50		W-L RECORDS		RPI 51-100		RPI 101-150		RPI 150+	
4- 20	0- 0		0- 0		OVERALL		0- 1		1- 10		3- 9	
2- 5	0- 0		0- 0		HOME		0- 0		1- 3		1- 2	
0- 10	0- 0		0- 0		AWAY		0- 0		0- 6		0- 4	
2- 5	0- 0		0- 0		NEUTRAL		0- 1		0- 1		2- 3	
2- 10	0- 0		0- 0		NON-CONFERENCE		0- 1		0- 4		2- 5	
0- 0	0- 0		0- 0		HOME		0- 0		0- 0		0- 0	
0- 5	0- 0		0- 0		AWAY		0- 0		0- 3		0- 2	
2- 5	0- 0		0- 0		NEUTRAL		0- 1		0- 1		2- 3	
2- 10	0- 0		0- 0		CONFERENCE		0- 0		1- 6		1- 4	
2- 5	0- 0		0- 0		HOME		0- 0		1- 3		1- 2	
0- 5	0- 0		0- 0		AWAY		0- 0		0- 3		0- 2	
0- 0	0- 0		0- 0		NEUTRAL		0- 0		0- 0		0- 0	
RPI S	Opponent	Score	RPI S	Opponent	Score	RPI S	Opponent	Score	RPI S	Opponent	Score	
						81 N	Gonzaga	2 3	103 A	Nevada	1 3	
									110 H	Northern Ariz.	0 3	
									119 A	California	0 3	
									132 H	Idaho St.	1 3	
									134 A	Denver	0 3	
									139 A	Portland St.	0 3	
									139 H	Portland St.	1 3	
									141 A	Sacramento St.	0 3	
									141 H	Sacramento St.	3 2	
									147 N	UC Davis	2 3	
									149 A	North Dakota	0 3	
									155 A	Utah Valley	0 3	
									186 N	San Jose St.	3 2	
									189 A	Eastern Wash.	0 3	
									194 N	North Texas	3 0	
									199 A	Idaho	2 3	
									202 H	Weber St.	2 3	
									215 N	Georgetown	2 3	
									232 H	Montana St.	0 3	
									241 A	Air Force	1 3	
									264 N	UC Riverside	1 3	
									264 N	UC Riverside	0 3	
									267 H	Montana	3 1	
LAST 10 GAMES												
						141 A	Sacramento St.	0 3	141 H	Sacramento St.	3 2	
						139 A	Portland St.	0 3	189 A	Eastern Wash.	0 3	
						232 H	Montana St.	0 3	199 A	Idaho	2 3	
						267 H	Montana	3 1	132 H	Idaho St.	1 3	
						139 H	Portland St.	1 3	202 H	Weber St.	2 3	

Non-Div. I Games:

Southern Utah

[illegible]

Non-Div. I Games:

The Citadel

RPI	S	Opponent	Score	
333	A	South Carolina St.	3	1

The Citadel

T
h
e
C
i
t
a
d
e
l

T
h
e
C
i
t
a
d
e
l

Average RPI Win: 264		WON-LOST	WINNING	LAST 10	STRENGTH OF		OPP. STRENGTH	TEAM	ADJ		CONF.	ADJ CONF.
Average RPI Loss: 181		RECORD	PCT. RANK	GAMES	SCHEDULE		OF SCHEDULE	RPI	RPI		RPI	RPI
DIV. I ONLY		7- 17	.29167 266	2- 8	286		227	293	.39661 295		15	15
DIV. I NON-CONF.		5- 7	.41667 212	0- 0	323		291	296	.38606 296		14	14
TOTALS		RPI 1-25	RPI 26-50	W-L RECORDS	RPI 51-100		RPI 101-150		RPI 150+			
7- 17	0- 0		0- 1	OVERALL	0- 1		0- 5		7- 10			
3- 8	0- 0		0- 1	HOME	0- 0		0- 3		3- 4			
0- 7	0- 0		0- 0	AWAY	0- 1		0- 2		0- 4			
4- 2	0- 0		0- 0	NEUTRAL	0- 0		0- 0		4- 2			
5- 7	0- 0		0- 0	NON-CONFERENCE	0- 0		0- 1		5- 6			
1- 2	0- 0		0- 0	HOME	0- 0		0- 0		1- 2			
0- 3	0- 0		0- 0	AWAY	0- 0		0- 1		0- 2			
4- 2	0- 0		0- 0	NEUTRAL	0- 0		0- 0		4- 2			
2- 10	0- 0		0- 1	CONFERENCE	0- 1		0- 4		2- 4			
2- 6	0- 0		0- 1	HOME	0- 0		0- 3		2- 2			
0- 4	0- 0		0- 0	AWAY	0- 1		0- 1		0- 2			
0- 0	0- 0		0- 0	NEUTRAL	0- 0		0- 0		0- 0			
RPI S	Opponent	Score	RPI S	Opponent	Score	RPI S	Opponent	Score	RPI S	Opponent	Score	
			36 H	Miami (OH)	1 3	67 A	Northern Ill.	2 3	102 H	Toledo	1 3	
									104 H	Bowling Green	1 3	
									123 A	West Virginia	0 3	
									146 A	Ohio	0 3	
									146 H	Ohio	1 3	
									152 A	Milwaukee	0 3	
									198 A	Western Mich.	0 3	
									203 A	Kent St.	1 3	
									203 H	Kent St.	3 2	
									204 A	UMBC	1 3	
									219 H	Central Mich.	3 2	
									221 H	Youngstown St.	0 3	
									225 H	Eastern Mich.	0 3	
									236 N	Winthrop	3 0	
									237 N	Dartmouth	3 1	
									257 H	Eastern Ky.	1 3	
									271 N	Bradley	0 3	
									304 N	Western Ill.	3 2	
									307 N	Loyola Maryland	1 3	
									313 H	Buffalo	2 3	
									319 H	Canisius	3 0	
									327 N	Delaware St.	3 0	
			LAST 10 GAMES									
			146 H	Ohio	1 3	198 A	Western Mich.	0 3				
			203 H	Kent St.	3 2	36 H	Miami (OH)	1 3				
			219 H	Central Mich.	3 2	104 H	Bowling Green	1 3				
			225 H	Eastern Mich.	0 3	102 H	Toledo	1 3				
			67 A	Northern Ill.	2 3	313 H	Buffalo	2 3				

Non-Div. I Games:

Akron

Average RPI Win: 282		WON-LOST	WINNING	LAST 10	STRENGTH OF		OPP. STRENGTH	TEAM	ADJ		CONF.	ADJ CONF.
Average RPI Loss: 176		RECORD	PCT. RANK	GAMES	SCHEDULE		OF SCHEDULE	RPI	RPI		RPI	RPI
DIV. I ONLY		4- 20	.16667	315	220		251	296	.39258		25	25
DIV. I NON-CONF.		1- 11	.08333	315	200		223	303	.3785		23	23
TOTALS		RPI 1-25	RPI 26-50		W-L RECORDS		RPI 51-100		RPI 101-150		RPI 150+	
4- 20		0- 0	0- 0		OVERALL		0- 3		0- 5		4- 12	
2- 7		0- 0	0- 0		HOME		0- 1		0- 2		2- 4	
1- 7		0- 0	0- 0		AWAY		0- 1		0- 1		1- 5	
1- 6		0- 0	0- 0		NEUTRAL		0- 1		0- 2		1- 3	
1- 11		0- 0	0- 0		NON-CONFERENCE		0- 2		0- 3		1- 6	
0- 2		0- 0	0- 0		HOME		0- 0		0- 1		0- 1	
0- 3		0- 0	0- 0		AWAY		0- 1		0- 0		0- 2	
1- 6		0- 0	0- 0		NEUTRAL		0- 1		0- 2		1- 3	
3- 9		0- 0	0- 0		CONFERENCE		0- 1		0- 2		3- 6	
2- 5		0- 0	0- 0		HOME		0- 1		0- 1		2- 3	
1- 4		0- 0	0- 0		AWAY		0- 0		0- 1		1- 3	
0- 0		0- 0	0- 0		NEUTRAL		0- 0		0- 0		0- 0	
RPI S	Opponent	Score	RPI S	Opponent	Score	RPI S	Opponent	Score	RPI S	Opponent	Score	
						67 N	Northern Ill.	0 3	130 N	Texas Tech	0 3	
						89 A	Green Bay	0 3	134 A	Denver	0 3	
						92 H	South Dakota	0 3	134 H	Denver	0 3	
									148 N	SFA	0 3	
									149 H	North Dakota	1 3	
									169 A	IUPUI	0 3	
									169 H	IUPUI	0 3	
									179 N	Duquesne	0 3	
									193 A	Drake	2 3	
									196 A	Valparaiso	0 3	
									219 N	Central Mich.	0 3	
									233 A	Oral Roberts	0 3	
									233 H	Oral Roberts	2 3	
									234 H	North Dakota St.	2 3	
									239 A	Fort Wayne	1 3	
									239 H	Fort Wayne	3 1	
									247 N	UTEP	1 3	
									271 H	Bradley	0 3	
									283 H	Omaha	3 0	
									301 N	Eastern Ill.	3 0	
									304 A	Western Ill.	3 2	
LAST 10 GAMES												
						239 H	Fort Wayne	3 1	239 A	Fort Wayne	1 3	
						233 H	Oral Roberts	2 3	234 H	North Dakota St.	2 3	
						169 A	IUPUI	0 3	233 A	Oral Roberts	0 3	
						134 H	Denver	0 3	134 A	Denver	0 3	
						304 A	Western Ill.	3 2	92 H	South Dakota	0 3	

Non-Div. I Games:

South Dakota St.

Average RPI Win: 294		WON-LOST	WINNING	LAST 10	STRENGTH OF		OPP. STRENGTH	TEAM	ADJ	CONF.	ADJ CONF.
Average RPI Loss: 170		RECORD	PCT. RANK	GAMES	SCHEDULE		OF SCHEDULE	RPI	RPI	RPI	RPI
DIV. I ONLY		3- 21	.125	324	1- 9		209	211	299	.38862	297
DIV. I NON-CONF.		2- 11	.15385	300	0- 0		240	228	300	.38164	298
TOTALS		RPI 1-25	RPI 26-50		W-L RECORDS		RPI 51-100		RPI 101-150		RPI 150+
3- 21	0- 0	0- 2		OVERALL		0- 3		0- 3		3- 13	
1- 7	0- 0	0- 1		HOME		0- 1		0- 2		1- 3	
0- 10	0- 0	0- 1		AWAY		0- 1		0- 0		0- 8	
2- 4	0- 0	0- 0		NEUTRAL		0- 1		0- 1		2- 2	
2- 11	0- 0	0- 0		NON-CONFERENCE		0- 1		0- 3		2- 7	
0- 3	0- 0	0- 0		HOME		0- 0		0- 2		0- 1	
0- 4	0- 0	0- 0		AWAY		0- 0		0- 0		0- 4	
2- 4	0- 0	0- 0		NEUTRAL		0- 1		0- 1		2- 2	
1- 10	0- 0	0- 2		CONFERENCE		0- 2		0- 0		1- 6	
1- 4	0- 0	0- 1		HOME		0- 1		0- 0		1- 2	
0- 6	0- 0	0- 1		AWAY		0- 1		0- 0		0- 4	
0- 0	0- 0	0- 0		NEUTRAL		0- 0		0- 0		0- 0	
RPI S	Opponent	Score	RPI S	Opponent	Score	RPI S	Opponent	Score	RPI S	Opponent	Score
			41 A Coastal Caro.	1	3	68 H Arkansas St.	0	3	114 H UNCW	0	3
			41 H Coastal Caro.	0	3	72 A Texas St.	2	3	129 N Northern Ky.	1	3
						96 N Ole Miss	0	3	146 H Ohio	0	3
									161 A Chattanooga	2	3
									173 A Virginia Tech	2	3
									177 A UT Arlington	0	3
									182 A South Ala.	1	3
									201 N Tennessee St.	1	3
									209 N Ball St.	2	3
									213 H Little Rock	0	3
									224 H Wofford	2	3
									242 A Georgia St.	2	3
									260 A Morehead St.	2	3
									263 A Western Caro.	2	3
									275 A Troy	2	3
									277 H La.-Monroe	3	0
									284 N Siena	3	0
									286 H UL Lafayette	1	3
									320 N Norfolk St.	3	0
LAST 10 GAMES			182 A South Ala.	1	3	41 H Coastal Caro.	0	3			
			275 A Troy	2	3	242 A Georgia St.	2	3			
			286 H UL Lafayette	1	3	72 A Texas St.	2	3			
			277 H La.-Monroe	3	0	177 A UT Arlington	0	3			
			41 A Coastal Caro.	1	3	213 H Little Rock	0	3			

Non-Div. I Games:

Appalachian St.

Average RPI Win:	254	WON-LOST	WINNING	LAST 10	STRENGTH OF	OPP. STRENGTH	TEAM	ADJ	CONF.	ADJ CONF.							
Average RPI Loss:	203	RECORD	PCT. RANK	GAMES	SCHEDULE	OF SCHEDULE	RPI	RPI	RPI	RPI							
DIV. I ONLY	4- 22	.15385	322	3- 7	201	284	298	.38806	298	26	26						
DIV. I NON-CONF.	1- 13	.07143	318	0- 0	250	282	318	.35129	317	26	26						
<hr/>																	
TOTALS	RPI 1-25	RPI 26-50		W-L RECORDS		RPI 51-100		RPI 101-150		RPI 150+							
4- 22	0- 0	0- 0		OVERALL		0- 1		0- 4		4- 17							
4- 6	0- 0	0- 0		HOME		0- 1		0- 2		4- 3							
0- 10	0- 0	0- 0		AWAY		0- 0		0- 1		0- 9							
0- 6	0- 0	0- 0		NEUTRAL		0- 0		0- 1		0- 5							
<hr/>																	
1- 13	0- 0	0- 0		NON-CONFERENCE		0- 1		0- 1		1- 11							
1- 3	0- 0	0- 0		HOME		0- 1		0- 0		1- 2							
0- 4	0- 0	0- 0		AWAY		0- 0		0- 0		0- 4							
0- 6	0- 0	0- 0		NEUTRAL		0- 0		0- 1		0- 5							
<hr/>																	
3- 9	0- 0	0- 0		CONFERENCE		0- 0		0- 3		3- 6							
3- 3	0- 0	0- 0		HOME		0- 0		0- 2		3- 1							
0- 6	0- 0	0- 0		AWAY		0- 0		0- 1		0- 5							
0- 0	0- 0	0- 0		NEUTRAL		0- 0		0- 0		0- 0							
<hr/>																	
RPI S	Opponent	Score	RPI S	Opponent	Score	RPI S	Opponent	Score	RPI S	Opponent	Score						
						62 H	Southern Ill.	0 3	117 H	SIUE	2 3						
						118 N	Radford	0 3									
						145 A	Austin Peay	0 3									
						145 H	Austin Peay	2 3									
						156 H	Ill.-Chicago	1 3									
						159 A	Murray St.	0 3									
						159 H	Murray St.	0 3									
						179 N	Duquesne	2 3									
						190 H	Belmont	3 2									
						193 N	Drake	0 3									
						196 A	Valparaiso	0 3									
						201 H	Tennessee St.	3 1									
						202 N	Weber St.	1 3									
						219 N	Central Mich.	1 3									
						245 N	Northwestern St.	1 3									
						249 A	Evansville	2 3									
						256 H	Louisiana Tech	2 3									
						257 A	Eastern Ky.	2 3									
						260 A	Morehead St.	1 3									
						262 A	UT Martin	2 3									
						282 A	UAB	0 3									
						290 A	Jacksonville St.	0 3									
						301 H	Eastern Ill.	3 0									
						304 A	Western Ill.	0 3									
						323 H	New Orleans	3 1									
									LAST 10 GAMES								
									145 H	Austin Peay	2 3	190 H	Belmont	3 2			
									159 H	Murray St.	0 3	290 A	Jacksonville St.	0 3			
			260 A	Morehead St.	1 3	262 A	UT Martin	2 3									
			257 A	Eastern Ky.	2 3	117 H	SIUE	2 3									
			201 H	Tennessee St.	3 1	301 H	Eastern Ill.	3 0									

Non-Div. I Games:

Southeast Mo. St.

H
a
m
p
t
o
n

Hampton

Average RPI Win: 320		WON-LOST	WINNING	LAST 10	STRENGTH OF		OPP. STRENGTH	TEAM	ADJ	CONF.	ADJ CONF.
Average RPI Loss: 223		RECORD	PCT. RANK	GAMES	SCHEDULE		OF SCHEDULE	RPI	RPI	RPI	RPI
DIV. I ONLY		9- 11	.45	196	7- 3		327	328	300	.38454	300
DIV. I NON-CONF.		1- 9	.1	309	0- 1		135	322	295	.38651	295
TOTALS		RPI 1-25	RPI 26-50		W-L RECORDS		RPI 51-100		RPI 101-150		RPI 150+
9- 11	0- 0	0- 0		OVERALL		0- 0		0- 1		9- 10	
5- 4	0- 0	0- 0		HOME		0- 0		0- 1		5- 3	
3- 5	0- 0	0- 0		AWAY		0- 0		0- 0		3- 4	
1- 2	0- 0	0- 0		NEUTRAL		0- 0		0- 0		1- 2	
1- 9	0- 0	0- 0		NON-CONFERENCE		0- 0		0- 1		1- 8	
0- 3	0- 0	0- 0		HOME		0- 0		0- 1		0- 2	
0- 4	0- 0	0- 0		AWAY		0- 0		0- 0		0- 4	
1- 2	0- 0	0- 0		NEUTRAL		0- 0		0- 0		1- 2	
8- 2	0- 0	0- 0		CONFERENCE		0- 0		0- 0		8- 2	
5- 1	0- 0	0- 0		HOME		0- 0		0- 0		5- 1	
3- 1	0- 0	0- 0		AWAY		0- 0		0- 0		3- 1	
0- 0	0- 0	0- 0		NEUTRAL		0- 0		0- 0		0- 0	
RPI S	Opponent	Score	RPI S	Opponent	Score	RPI S	Opponent	Score	RPI S	Opponent	Score
									118 H	Radford	2 3
									153 A	UNCG	0 3
									171 H	East Carolina	0 3
									183 H	Elon	0 3
									195 A	Campbell	0 3
									217 H	Florida A&M	0 3
									248 A	Alabama St.	2 3
									252 N	Texas Southern	0 3
									279 A	Gardner-Webb	0 3
									288 H	Bethune-Cookman	3 1
									299 H	Hampton	3 0
									318 N	Alabama A&M	2 3
									320 A	Norfolk St.	2 3
									320 H	Norfolk St.	3 0
									324 A	N.C. Central	3 2
									325 N	Jackson St.	3 0
									330 A	Savannah St.	3 0
									330 H	Savannah St.	3 1
									333 A	South Carolina St.	3 0
									333 H	South Carolina St.	3 1
LAST 10 GAMES											
						333 H	South Carolina St.	3 1	288 H	Bethune-Cookman	3 1
						330 H	Savannah St.	3 1	320 H	Norfolk St.	3 0
						324 A	N.C. Central	3 2	333 A	South Carolina St.	3 0
						320 A	Norfolk St.	2 3	330 A	Savannah St.	3 0
						217 H	Florida A&M	0 3	195 A	Campbell	0 3

Non-Div. I Games:

N.C. A&T

Average RPI Win: 291		WON-LOST RECORD		WINNING PCT. RANK		LAST 10 GAMES		STRENGTH OF SCHEDULE		OPP. STRENGTH OF SCHEDULE		TEAM RPI		ADJ RPI		CONF. RPI		ADJ CONF. RPI	
DIV. I ONLY		5- 22		.18519 311		2- 8		254		266		303		.38214 301		26		26	
DIV. I NON-CONF.		3- 12		.2 289		0- 0		281		244		307		.37322 304		26		26	
TOTALS		RPI 1-25		RPI 26-50		W-L RECORDS		RPI 51-100		RPI 101-150		RPI 150+							
5- 22		0- 0		0- 0		OVERALL		0- 1		0- 7		5- 14							
0- 10		0- 0		0- 0		HOME		0- 0		0- 4		0- 6							
3- 8		0- 0		0- 0		AWAY		0- 1		0- 2		3- 5							
2- 4		0- 0		0- 0		NEUTRAL		0- 0		0- 1		2- 3							
3- 12		0- 0		0- 0		NON-CONFERENCE		0- 1		0- 4		3- 7							
0- 4		0- 0		0- 0		HOME		0- 0		0- 2		0- 2							
1- 4		0- 0		0- 0		AWAY		0- 1		0- 1		1- 2							
2- 4		0- 0		0- 0		NEUTRAL		0- 0		0- 1		2- 3							
2- 10		0- 0		0- 0		CONFERENCE		0- 0		0- 3		2- 7							
0- 6		0- 0		0- 0		HOME		0- 0		0- 2		0- 4							
2- 4		0- 0		0- 0		AWAY		0- 0		0- 1		2- 3							
0- 0		0- 0		0- 0		NEUTRAL		0- 0		0- 0		0- 0							
RPI S	Opponent	Score		RPI S	Opponent	Score		RPI S	Opponent	Score		RPI S	Opponent	Score					
								89 A	Green Bay	0	3	104 H	Bowling Green	2	3				
												117 A	SIUE	0	3				
												117 H	SIUE	0	3				
												124 H	Butler	2	3				
												138 A	Mississippi St.	0	3				
												145 H	Austin Peay	0	3				
												148 N	SFA	1	3				
												159 H	Murray St.	0	3				
												190 H	Belmont	1	3				
												191 A	Memphis	0	3				
												193 H	Drake	1	3				
												201 A	Tennessee St.	0	3				
												214 A	Indiana St.	1	3				
												220 N	FIU	0	3				
												256 H	Louisiana Tech	2	3				
												256 N	Louisiana Tech	1	3				
												257 H	Eastern Ky.	2	3				
												260 H	Morehead St.	2	3				
												262 A	UT Martin	3	1				
												273 A	Tennessee Tech	2	3				
												275 N	Troy	3	0				
												290 A	Jacksonville St.	3	2				
												296 N	South Dakota St.	0	3				
												298 A	Southeast Mo. St.	0	3				
												304 A	Western Ill.	3	1				
												325 N	Jackson St.	3	0				
LAST 10 GAMES																			

Non-Div. I Games:

Eastern Ill.

Average RPI Win: 327		WON-LOST	WINNING	LAST 10	STRENGTH OF		OPP. STRENGTH	TEAM	ADJ	CONF.	ADJ CONF.
Average RPI Loss: 202		RECORD	PCT. RANK	GAMES	SCHEDULE		OF SCHEDULE	RPI	RPI	RPI	RPI
DIV. I ONLY		7- 14	.33333	247	4- 5		302	324	301	.38195	302
DIV. I NON-CONF.		0- 8	0	322	0- 1		110	160	288	.3958	287
TOTALS		RPI 1-25	RPI 26-50		W-L RECORDS		RPI 51-100		RPI 101-150		RPI 150+
7- 14	0- 0	0- 1		OVERALL		0- 1		0- 3		7- 9	
4- 4	0- 0	0- 0		HOME		0- 0		0- 0		4- 4	
3- 6	0- 0	0- 1		AWAY		0- 0		0- 1		3- 4	
0- 4	0- 0	0- 0		NEUTRAL		0- 1		0- 2		0- 1	
0- 8	0- 0	0- 1		NON-CONFERENCE		0- 1		0- 3		0- 3	
0- 1	0- 0	0- 0		HOME		0- 0		0- 0		0- 1	
0- 4	0- 0	0- 1		AWAY		0- 0		0- 1		0- 2	
0- 3	0- 0	0- 0		NEUTRAL		0- 1		0- 2		0- 0	
7- 6	0- 0	0- 0		CONFERENCE		0- 0		0- 0		7- 6	
4- 3	0- 0	0- 0		HOME		0- 0		0- 0		4- 3	
3- 2	0- 0	0- 0		AWAY		0- 0		0- 0		3- 2	
0- 1	0- 0	0- 0		NEUTRAL		0- 0		0- 0		0- 1	
RPI S	Opponent	Score	RPI S	Opponent	Score	RPI S	Opponent	Score	RPI S	Opponent	Score
			34 A	Baylor	0 3	65 N	A&M-Corpus Christi	0 3	122 N	Fresno St.	0 3
									137 A	UTRGV	0 3
									137 N	UTRGV	0 3
									188 A	Houston Baptist	0 3
									248 H	Alabama St.	0 3
									251 A	Incarnate Word	0 3
									251 H	Incarnate Word	1 3
									252 A	Texas Southern	0 3
									252 H	Texas Southern	1 3
									252 N	Texas Southern	1 3
									317 H	Southern U.	2 3
									318 H	Alabama A&M	3 1
									322 A	Ark.-Pine Bluff	3 0
									325 A	Jackson St.	3 1
									325 H	Jackson St.	3 0
									326 A	Grambling	2 3
									332 H	Alcorn	3 0
									334 A	Mississippi Val.	3 0
									334 H	Mississippi Val.	3 0
LAST 10 GAMES											
			252 H	Texas Southern	1 3	248 H	Alabama St.	0 3			
			325 H	Jackson St.	3 0	318 H	Alabama A&M	3 1			
			334 H	Mississippi Val.	3 0	252 A	Texas Southern	0 3			
			332 H	Alcorn	3 0	251 H	Incarnate Word	1 3			
			317 H	Southern U.	2 3	334 A	Mississippi Val.	3 0			

Non-Div. I Games: St. Thomas (TX) 3 0

Prairie View

Average RPI Win:	296	WON-LOST RECORD	WINNING PCT. RANK	LAST 10 GAMES	STRENGTH OF SCHEDULE	OPP. STRENGTH OF SCHEDULE	TEAM RPI	ADJ RPI	CONF. RPI	ADJ CONF. RPI	
Average RPI Loss:	194										
DIV. I ONLY		4- 21	.16 317	2- 8	244	278	309	.38018 303	24	24	
DIV. I NON-CONF.		2- 13	.13333 304	0- 2	265	287	316	.35928 315	27	27	
<hr/>											
TOTALS	RPI 1-25	RPI 26-50		W-L RECORDS	RPI 51-100		RPI 101-150		RPI 150+		
4- 21	0- 0	0- 0		OVERALL	0- 2		0- 3		4- 16		
1- 7	0- 0	0- 0		HOME	0- 0		0- 2		1- 5		
1- 8	0- 0	0- 0		AWAY	0- 2		0- 0		1- 6		
2- 6	0- 0	0- 0		NEUTRAL	0- 0		0- 1		2- 5		
<hr/>											
2- 13	0- 0	0- 0		NON-CONFERENCE	0- 2		0- 1		2- 10		
0- 1	0- 0	0- 0		HOME	0- 0		0- 0		0- 1		
0- 6	0- 0	0- 0		AWAY	0- 2		0- 0		0- 4		
2- 6	0- 0	0- 0		NEUTRAL	0- 0		0- 1		2- 5		
<hr/>											
2- 8	0- 0	0- 0		CONFERENCE	0- 0		0- 2		2- 6		
1- 6	0- 0	0- 0		HOME	0- 0		0- 2		1- 4		
1- 2	0- 0	0- 0		AWAY	0- 0		0- 0		1- 2		
0- 0	0- 0	0- 0		NEUTRAL	0- 0		0- 0		0- 0		
<hr/>											
RPI S	Opponent	Score	RPI S	Opponent	Score	RPI S	Opponent	Score	RPI S	Opponent	Score
						59 A	Alabama	2 3	118 H	Radford	0 3
						69 A	Northeastern	0 3	121 N	ETSU	0 3
									140 H	High Point	0 3
									156 N	Ill.-Chicago	1 3
									161 A	Chattanooga	0 3
									168 H	Liberty	2 3
									195 A	Campbell	0 3
									195 H	Campbell	0 3
									208 N	Binghamton	1 3
									224 A	Wofford	0 3
									224 H	Wofford	1 3
									227 N	Ga. Southern	1 3
									229 A	Jacksonville	0 3
									235 A	USC Upstate	2 3
									236 H	Winthrop	3 2
									250 A	UNC Asheville	2 3
									268 N	Fordham	0 3
									276 N	Charlotte	1 3
									279 A	Gardner-Webb	3 0
									279 H	Gardner-Webb	0 3
			281 H	Charleston So.	1 3						
LAST 10 GAMES						333 N	South Carolina St.	3 0			
						334 N	Mississippi Val.	3 0			
						279 H	Gardner-Webb	0 3			
						224 H	Wofford	1 3			
						195 H	Campbell	0 3			
						140 H	High Point	0 3			
						250 A	UNC Asheville	2 3			
						279 A	Gardner-Webb	3 0			
						235 A	USC Upstate	2 3			

Non-Div. I Games:

Presbyterian

Average RPI Win: 271		WON-LOST	WINNING	LAST 10	STRENGTH OF		OPP. STRENGTH	TEAM	ADJ	CONF.	ADJ CONF.
Average RPI Loss: 180		RECORD	PCT. RANK	GAMES	SCHEDULE		OF SCHEDULE	RPI	RPI	RPI	RPI
DIV. I ONLY		4- 24	.14286	323	237		242	306	.37703	304	25
DIV. I NON-CONF.		3- 13	.1875	295	247		213	294	.38585	297	23
TOTALS		RPI 1-25	RPI 26-50		W-L RECORDS		RPI 51-100		RPI 101-150		RPI 150+
4- 24	0- 0	0- 1		OVERALL		0- 6		0- 3		4- 14	
3- 9	0- 0	0- 0		HOME		0- 2		0- 1		3- 6	
1- 9	0- 0	0- 1		AWAY		0- 2		0- 1		1- 5	
0- 6	0- 0	0- 0		NEUTRAL		0- 2		0- 1		0- 3	
3- 13	0- 0	0- 1		NON-CONFERENCE		0- 4		0- 1		3- 7	
3- 4	0- 0	0- 0		HOME		0- 1		0- 0		3- 3	
0- 3	0- 0	0- 1		AWAY		0- 1		0- 0		0- 1	
0- 6	0- 0	0- 0		NEUTRAL		0- 2		0- 1		0- 3	
1- 11	0- 0	0- 0		CONFERENCE		0- 2		0- 2		1- 7	
0- 5	0- 0	0- 0		HOME		0- 1		0- 1		0- 3	
1- 6	0- 0	0- 0		AWAY		0- 1		0- 1		1- 4	
0- 0	0- 0	0- 0		NEUTRAL		0- 0		0- 0		0- 0	
RPI S	Opponent	Score	RPI S	Opponent	Score	RPI S	Opponent	Score	RPI S	Opponent	Score
			46 A	Missouri St.	0 3	51 A	Iowa	1 3	124 N	Butler	0 3
						89 N	Green Bay	0 3	134 A	Denver	0 3
						92 A	South Dakota	0 3	134 H	Denver	0 3
						92 H	South Dakota	0 3	152 A	Milwaukee	0 3
						99 H	Saint Louis	1 3	169 A	IUPUI	0 3
						100 N	Oakland	2 3	193 H	Drake	3 2
									196 H	Valparaiso	0 3
									202 H	Weber St.	1 3
									233 A	Oral Roberts	0 3
									234 A	North Dakota St.	0 3
									234 H	North Dakota St.	1 3
									239 A	Fort Wayne	0 3
									239 H	Fort Wayne	0 3
									271 N	Bradley	0 3
									283 A	Omaha	3 1
									287 N	McNeese	2 3
									295 N	Akron	2 3
									296 H	South Dakota St.	2 3
									298 H	Southeast Mo. St.	3 0
									301 H	Eastern Ill.	1 3
									310 H	Chicago St.	3 1
			LAST 10 GAMES								
			92 A	South Dakota	0 3	134 A	Denver	0 3			
			234 A	North Dakota St.	0 3	233 A	Oral Roberts	0 3			
			134 H	Denver	0 3	196 H	Valparaiso	0 3			
			239 A	Fort Wayne	0 3	234 H	North Dakota St.	1 3			
			296 H	South Dakota St.	2 3	169 A	IUPUI	0 3			

Non-Div. I Games:

Western Ill.

Average RPI Win: 304		WON-LOST	WINNING	LAST 10	STRENGTH OF	OPP. STRENGTH	TEAM	ADJ	CONF.	ADJ CONF.							
Average RPI Loss: 202		RECORD	PCT. RANK	GAMES	SCHEDULE	OF SCHEDULE	RPI	RPI	RPI	RPI							
DIV. I ONLY		9- 19	.32143	253	1- 9		309	296	302	.37593	305	19	20				
DIV. I NON-CONF.		8- 10	.44444	204	0- 2		328	330	306	.36614	309	18	18				
<hr/>																	
TOTALS		RPI 1-25		RPI 26-50		W-L RECORDS		RPI 51-100		RPI 101-150		RPI 150+					
9- 19		0- 0		0- 0		OVERALL		0- 3		0- 4		9- 12					
2- 5		0- 0		0- 0		HOME		0- 1		0- 2		2- 2					
4- 10		0- 0		0- 0		AWAY		0- 2		0- 1		4- 7					
3- 4		0- 0		0- 0		NEUTRAL		0- 0		0- 1		3- 3					
8- 10		0- 0		0- 0		NON-CONFERENCE		0- 0		0- 1		8- 9					
1- 1		0- 0		0- 0		HOME		0- 0		0- 0		1- 1					
4- 5		0- 0		0- 0		AWAY		0- 0		0- 0		4- 5					
3- 4		0- 0		0- 0		NEUTRAL		0- 0		0- 1		3- 3					
1- 9		0- 0		0- 0		CONFERENCE		0- 3		0- 3		1- 3					
1- 4		0- 0		0- 0		HOME		0- 1		0- 2		1- 1					
0- 5		0- 0		0- 0		AWAY		0- 2		0- 1		0- 2					
0- 0		0- 0		0- 0		NEUTRAL		0- 0		0- 0		0- 0					
RPI	S	Opponent	Score	RPI	S	Opponent	Score	RPI	S	Opponent	Score	RPI	S	Opponent	Score		
								66	A	FGCU	0	3	111	A	Kennesaw St.	0	3
								75	A	Lipscomb	0	3	111	H	Kennesaw St.	1	3
								75	H	Lipscomb	0	3	126	H	North Florida	0	3
													134	N	Denver	0	3
													206	H	Marist	1	3
													229	H	Jacksonville	1	3
													231	A	LIU Brooklyn	0	3
													231	A	LIU Brooklyn	1	3
													235	A	USC Upstate	2	3
													235	H	USC Upstate	3	1
													254	N	Quinnipiac	0	3
													254	N	Quinnipiac	1	3
													265	A	La Salle	0	3
													268	A	Fordham	3	2
													289	A	Stetson	0	3
													309	N	Manhattan	1	3
													311	N	Morgan St.	3	1
													312	A	St. Francis Brooklyn	3	0
													312	N	St. Francis Brooklyn	3	2
													315	A	Iona	0	3
													316	N	Saint Francis (PA)	3	0
													321	A	Lafayette	3	1
													329	A	Fairleigh Dickinson	0	3
													331	A	Saint Peter's	3	0
													331	H	Saint Peter's	3	1
<hr/>																	
				LAST 10 GAMES													

Non-Div. I Games:

NJIT

Average RPI Win:		286	WON-LOST RECORD		WINNING PCT. RANK		LAST 10 GAMES		STRENGTH OF SCHEDULE		OPP. STRENGTH OF SCHEDULE		TEAM RPI		ADJ RPI		CONF. RPI		ADJ CONF. RPI	
Average RPI Loss:		201																		
DIV. I ONLY			6- 19		.24 290		4- 6		289		269		304		.37424 306		28		28	
DIV. I NON-CONF.			1- 12		.07692 316		0- 1		215		221		308		.36843 307		25		25	
TOTALS		RPI 1-25		RPI 26-50		W-L RECORDS		RPI 51-100		RPI 101-150		RPI 150+								
6- 19		0- 2		0- 0		OVERALL		0- 2		0- 2		6- 13								
4- 5		0- 0		0- 0		HOME		0- 1		0- 0		4- 4								
2- 8		0- 1		0- 0		AWAY		0- 0		0- 1		2- 6								
0- 6		0- 1		0- 0		NEUTRAL		0- 1		0- 1		0- 3								
1- 12		0- 2		0- 0		NON-CONFERENCE		0- 1		0- 2		1- 7								
1- 1		0- 0		0- 0		HOME		0- 0		0- 0		1- 1								
0- 5		0- 1		0- 0		AWAY		0- 0		0- 1		0- 3								
0- 6		0- 1		0- 0		NEUTRAL		0- 1		0- 1		0- 3								
5- 7		0- 0		0- 0		CONFERENCE		0- 1		0- 0		5- 6								
3- 4		0- 0		0- 0		HOME		0- 1		0- 0		3- 3								
2- 3		0- 0		0- 0		AWAY		0- 0		0- 0		2- 3								
0- 0		0- 0		0- 0		NEUTRAL		0- 0		0- 0		0- 0								
RPI	S	Opponent		Score		RPI	S	Opponent		Score		RPI	S	Opponent		Score				
16	N	Kansas		0	3							139	N	Portland St.		0	3			
17	A	Purdue		0	3							82	N	Xavier		0	3			
														182 A South Ala.		2	3			
														188 H Houston Baptist		2	3			
														217 N Florida A&M		1	3			
														220 N FIU		2	3			
														245 A Northwestern St.		3	2			
														251 H Incarnate Word		2	3			
														253 A Central Ark.		0	3			
														258 A Abilene Christian		1	3			
														264 N UC Riverside		0	3			
														266 H Lamar University		3	2			
														275 A Troy		0	3			
														286 A UL Lafayette		0	3			
														287 A McNeese		3	2			
														287 H McNeese		3	1			
														314 A Nicholls St.		2	3			
														314 H Nicholls St.		3	1			
														317 H Southern U.		3	1			
														317 H Southern U.		1	3			
														323 H New Orleans		2	3			
LAST 10 GAMES																				
		287 A McNeese		3	2			245 A Northwestern St.		3	2									
		314 A Nicholls St.		2	3			253 A Central Ark.		0	3									
		65 H A&M-Corpus Christi		0	3			314 H Nicholls St.		3	1									
		251 H Incarnate Word		2	3			323 H New Orleans		2	3									
		287 H McNeese		3	1			286 A UL Lafayette		0	3									

Non-Div. I Games:

Southeastern La.

Average RPI Win:	305	WON-LOST RECORD	WINNING PCT. RANK	LAST 10 GAMES	STRENGTH OF SCHEDULE	OPP. STRENGTH OF SCHEDULE	TEAM RPI	ADJ RPI	CONF. RPI	ADJ CONF. RPI	
DIV. I ONLY		5- 18	.21739 297	2- 8	278	292	310	.37367 307	27	27	
DIV. I NON-CONF.		3- 8	.27273 273	0- 0	252	305	287	.39458 289	28	28	
<hr/>											
TOTALS	RPI 1-25	RPI 26-50		W-L RECORDS		RPI 51-100		RPI 101-150		RPI 150+	
5- 18	0- 0	0- 0		OVERALL		0- 1		0- 2		5- 15	
0- 8	0- 0	0- 0		HOME		0- 0		0- 1		0- 7	
2- 7	0- 0	0- 0		AWAY		0- 1		0- 0		2- 6	
3- 3	0- 0	0- 0		NEUTRAL		0- 0		0- 1		3- 2	
<hr/>											
3- 8	0- 0	0- 0		NON-CONFERENCE		0- 1		0- 1		3- 6	
0- 1	0- 0	0- 0		HOME		0- 0		0- 0		0- 1	
0- 4	0- 0	0- 0		AWAY		0- 1		0- 0		0- 3	
3- 3	0- 0	0- 0		NEUTRAL		0- 0		0- 1		3- 2	
<hr/>											
2- 10	0- 0	0- 0		CONFERENCE		0- 0		0- 1		2- 9	
0- 7	0- 0	0- 0		HOME		0- 0		0- 1		0- 6	
2- 3	0- 0	0- 0		AWAY		0- 0		0- 0		2- 3	
0- 0	0- 0	0- 0		NEUTRAL		0- 0		0- 0		0- 0	
<hr/>											
RPI S	Opponent	Score	RPI S	Opponent	Score	RPI S	Opponent	Score	RPI S	Opponent	Score
						93 A	UConn	0 3	101 N	Yale	0 3
									106 H	American	0 3
									154 A	Army West Point	1 3
									154 H	Army West Point	0 3
									166 A	Howard	0 3
									172 H	Colgate	0 3
									184 A	Navy	0 3
									204 A	UMBC	0 3
									218 H	George Washington	1 3
									240 A	Lehigh	0 3
									240 H	Lehigh	0 3
									244 N	Bryant	0 3
									270 A	Holy Cross	3 1
									270 H	Holy Cross	1 3
									272 A	George Mason	0 3
									295 N	Akron	3 1
									299 N	Hampton	2 3
									308 H	Bucknell	1 3
									312 N	St. Francis Brooklyn	3 1
									321 A	Lafayette	3 2
									321 H	Lafayette	2 3
									327 N	Delaware St.	3 0
LAST 10 GAMES											
						270 H	Holy Cross	1 3	106 H	American	0 3
						154 H	Army West Point	0 3	172 H	Colgate	0 3
						321 A	Lafayette	3 2	308 H	Bucknell	1 3
						240 A	Lehigh	0 3	154 A	Army West Point	1 3
						184 A	Navy	0 3	270 A	Holy Cross	3 1

Non-Div. I Games:

Loyola Maryland

Average RPI Win: 305		WON-LOST	WINNING	LAST 10	STRENGTH OF		OPP. STRENGTH	TEAM	ADJ	CONF.	ADJ CONF.
Average RPI Loss: 205		RECORD	PCT. RANK	GAMES	SCHEDULE		OF SCHEDULE	RPI	RPI	RPI	RPI
DIV. I ONLY		5- 19	.20833	300	3- 7		268	306	308	.37263	308
DIV. I NON-CONF.		2- 10	.16667	296	0- 0		295	313	320	.34334	321
TOTALS		RPI 1-25	RPI 26-50		W-L RECORDS		RPI 51-100		RPI 101-150		RPI 150+
5- 19	0- 0	0- 0		OVERALL		0- 1		0- 2		5- 16	
3- 10	0- 0	0- 0		HOME		0- 1		0- 1		3- 8	
1- 7	0- 0	0- 0		AWAY		0- 0		0- 1		1- 6	
1- 2	0- 0	0- 0		NEUTRAL		0- 0		0- 0		1- 2	
2- 10	0- 0	0- 0		NON-CONFERENCE		0- 1		0- 0		2- 9	
1- 5	0- 0	0- 0		HOME		0- 1		0- 0		1- 4	
0- 3	0- 0	0- 0		AWAY		0- 0		0- 0		0- 3	
1- 2	0- 0	0- 0		NEUTRAL		0- 0		0- 0		1- 2	
3- 9	0- 0	0- 0		CONFERENCE		0- 0		0- 2		3- 7	
2- 5	0- 0	0- 0		HOME		0- 0		0- 1		2- 4	
1- 4	0- 0	0- 0		AWAY		0- 0		0- 1		1- 3	
0- 0	0- 0	0- 0		NEUTRAL		0- 0		0- 0		0- 0	
RPI S	Opponent	Score	RPI S	Opponent	Score	RPI S	Opponent	Score	RPI S	Opponent	Score
						100 H	Oakland	0 3	106 A	American	0 3
									106 H	American	0 3
									154 H	Army West Point	0 3
									166 N	Howard	0 3
									171 H	East Carolina	1 3
									172 H	Colgate	2 3
									179 A	Duquesne	0 3
									184 A	Navy	0 3
									184 H	Navy	1 3
									187 A	Penn	1 3
									205 H	Cornell	0 3
									240 A	Lehigh	1 3
									240 H	Lehigh	3 1
									255 A	Robert Morris	2 3
									270 H	Holy Cross	0 3
									272 N	George Mason	2 3
									307 A	Loyola Maryland	3 1
									313 H	Buffalo	2 3
									319 H	Canisius	2 3
									321 A	Lafayette	1 3
									321 H	Lafayette	3 0
									328 N	Coppin St.	3 1
									329 H	Fairleigh Dickinson	3 0
LAST 10 GAMES											
						321 A	Lafayette	1 3	172 H	Colgate	2 3
						240 H	Lehigh	3 1	307 A	Loyola Maryland	3 1
						106 H	American	0 3	154 H	Army West Point	0 3
						184 H	Navy	1 3	321 H	Lafayette	3 0
						270 H	Holy Cross	0 3	240 A	Lehigh	1 3

Non-Div. I Games:

Bucknell

RPI	S	Opponent	Score	
331	H	Saint Peter's	3	0

Manhattan

M
a
n
h
a
t
t
a
n

M
a
n
h
a
t
t
a
n

Average RPI Win:	313	WON-LOST RECORD	WINNING PCT. RANK	LAST 10 GAMES	STRENGTH OF SCHEDULE	OPP. STRENGTH OF SCHEDULE	TEAM RPI	ADJ RPI	CONF. RPI	ADJ CONF. RPI		
DIV. I ONLY		3- 22	.12	325	1- 9	266	193	314	.37179	310	20	19
DIV. I NON-CONF.		2- 13	.13333	304	0- 1	276	206	313	.36178	313	15	15
<hr/>												
TOTALS	RPI 1-25	RPI 26-50		W-L RECORDS		RPI 51-100		RPI 101-150		RPI 150+		
3- 22	0- 1	0- 0		OVERALL		0- 4		0- 1		3- 16		
1- 6	0- 0	0- 0		HOME		0- 0		0- 0		1- 6		
0- 10	0- 1	0- 0		AWAY		0- 2		0- 1		0- 6		
2- 6	0- 0	0- 0		NEUTRAL		0- 2		0- 0		2- 4		
<hr/>												
2- 13	0- 1	0- 0		NON-CONFERENCE		0- 3		0- 0		2- 9		
0- 2	0- 0	0- 0		HOME		0- 0		0- 0		0- 2		
0- 5	0- 1	0- 0		AWAY		0- 1		0- 0		0- 3		
2- 6	0- 0	0- 0		NEUTRAL		0- 2		0- 0		2- 4		
<hr/>												
1- 9	0- 0	0- 0		CONFERENCE		0- 1		0- 1		1- 7		
1- 4	0- 0	0- 0		HOME		0- 0		0- 0		1- 4		
0- 5	0- 0	0- 0		AWAY		0- 1		0- 1		0- 3		
0- 0	0- 0	0- 0		NEUTRAL		0- 0		0- 0		0- 0		
<hr/>												
RPI S	Opponent	Score	RPI S	Opponent	Score	RPI S	Opponent	Score	RPI S	Opponent	Score	
16 A	Kansas	0 3				53 A	Colorado	0 3	137 A	UTRGV	0 3	
						57 N	Colorado St.	0 3	155 A	Utah Valley	0 3	
						78 A	New Mexico St.	0 3	155 H	Utah Valley	1 3	
						95 N	Maryland	0 3	156 H	Ill.-Chicago	0 3	
									157 H	CSU Bakersfield	1 3	
									160 A	Seattle	0 3	
									160 H	Seattle	2 3	
									176 N	Arkansas	1 3	
									180 A	UMKC	0 3	
									180 H	UMKC	0 3	
									190 N	Belmont	0 3	
									191 A	Memphis	0 3	
									196 H	Valparaiso	0 3	
									248 A	Alabama St.	1 3	
									253 N	Central Ark.	1 3	
									275 N	Troy	1 3	
									285 H	Grand Canyon	3 2	
									304 A	Western Ill.	1 3	
									323 N	New Orleans	3 1	
									330 N	Savannah St.	3 0	
<hr/>												
LAST 10 GAMES												
155 H Utah Valley						1	3	137 A UTRGV		0	3	
160 H Seattle						2	3	157 H CSU Bakersfield		1	3	
180 A UMKC						0	3	285 H Grand Canyon		3	2	
196 H Valparaiso						0	3	160 A Seattle		0	3	
78 A New Mexico St.						0	3	155 A Utah Valley		0	3	

Non-Div. I Games:

Chicago St.

Average RPI Win: 320		WON-LOST RECORD		WINNING PCT. RANK		LAST 10 GAMES		STRENGTH OF SCHEDULE		OPP. STRENGTH OF SCHEDULE		TEAM RPI		ADJ RPI		CONF. RPI		ADJ CONF. RPI	
Average RPI Loss: 208																			
DIV. I ONLY		6- 19		.24 290		5- 5		292		288		311		.37128 311		31		31	
DIV. I NON-CONF.		0- 14		0 322		0- 0		147		267		310		.36594 310		30		30	
TOTALS		RPI 1-25		RPI 26-50		W-L RECORDS		RPI 51-100		RPI 101-150		RPI 150+							
6- 19		0- 2		0- 0		OVERALL		0- 0		0- 1		6- 16							
4- 4		0- 0		0- 0		HOME		0- 0		0- 1		4- 3							
2- 6		0- 1		0- 0		AWAY		0- 0		0- 0		2- 5							
0- 9		0- 1		0- 0		NEUTRAL		0- 0		0- 0		0- 8							
0- 14		0- 2		0- 0		NON-CONFERENCE		0- 0		0- 1		0- 11							
0- 1		0- 0		0- 0		HOME		0- 0		0- 1		0- 0							
0- 4		0- 1		0- 0		AWAY		0- 0		0- 0		0- 3							
0- 9		0- 1		0- 0		NEUTRAL		0- 0		0- 0		0- 8							
6- 5		0- 0		0- 0		CONFERENCE		0- 0		0- 0		6- 5							
4- 3		0- 0		0- 0		HOME		0- 0		0- 0		4- 3							
2- 2		0- 0		0- 0		AWAY		0- 0		0- 0		2- 2							
0- 0		0- 0		0- 0		NEUTRAL		0- 0		0- 0		0- 0							
RPI	S	Opponent		Score		RPI	S	Opponent		Score		RPI	S	Opponent		Score			
7	N	Florida		0	3							106	H	American		0	3		
12	A	Michigan St.		0	3							164	A	VCU		0	3		
												166	H	Howard		0	3		
												168	N	Liberty		0	3		
												204	A	UMBC		0	3		
												210	A	UMES		0	3		
												210	H	UMES		0	3		
												219	N	Central Mich.		1	3		
												236	N	Winthrop		0	3		
												254	N	Quinnipiac		1	3		
												255	N	Robert Morris		0	3		
												265	A	La Salle		0	3		
												269	N	Middle Tenn.		1	3		
												288	H	Bethune-Cookman		0	3		
												299	A	Hampton		1	3		
												299	H	Hampton		3	1		
												305	N	NJIT		1	3		
												316	N	Saint Francis (PA)		0	3		
												320	A	Norfolk St.		3	2		
												320	H	Norfolk St.		3	0		
												327	A	Delaware St.		3	0		
												327	H	Delaware St.		3	0		
												328	H	Coppin St.		3	0		
				LAST 10 GAMES															
				327	H	Delaware St.		3	0			328	H	Coppin St.		3	0		
				210	H	UMES		0	3			327	A	Delaware St.		3	0		
				320	A	Norfolk St.		3	2			210	A	UMES		0	3		
				299	A	Hampton		1	3			166	H	Howard		0	3		
				288	H	Bethune-Cookman		0	3			320	H	Norfolk St.		3	0		

Non-Div. I Games:

Morgan St.

Average RPI Win:	308	WON-LOST RECORD	WINNING PCT. RANK	LAST 10 GAMES	STRENGTH OF SCHEDULE	OPP. STRENGTH OF SCHEDULE	TEAM RPI	ADJ RPI	CONF. RPI	ADJ CONF. RPI			
DIV. I ONLY		8- 18	.30769	262	3- 7	301	322	307	.36997	312	29	29	
DIV. I NON-CONF.		5- 11	.3125	252	0- 0	290	328	299	.37059	306	29	29	
<hr/>													
TOTALS	RPI 1-25	RPI 26-50		W-L RECORDS		RPI 51-100		RPI 101-150		RPI 150+			
8- 18	0- 0	0- 0		OVERALL		0- 1		0- 2		8- 15			
3- 5	0- 0	0- 0		HOME		0- 0		0- 0		3- 5			
4- 7	0- 0	0- 0		AWAY		0- 0		0- 0		4- 4			
1- 6	0- 0	0- 0		NEUTRAL		0- 0		0- 1		1- 5			
5- 11	0- 0	0- 0		NON-CONFERENCE		0- 1		0- 2		5- 8			
2- 1	0- 0	0- 0		HOME		0- 0		0- 0		2- 1			
2- 4	0- 0	0- 0		AWAY		0- 1		0- 1		2- 2			
1- 6	0- 0	0- 0		NEUTRAL		0- 0		0- 1		1- 5			
3- 7	0- 0	0- 0		CONFERENCE		0- 0		0- 0		3- 7			
1- 4	0- 0	0- 0		HOME		0- 0		0- 0		1- 4			
2- 3	0- 0	0- 0		AWAY		0- 0		0- 0		2- 3			
0- 0	0- 0	0- 0		NEUTRAL		0- 0		0- 0		0- 0			
RPI	S	Opponent	Score	RPI	S	Opponent	Score	RPI	S	Opponent	Score		
						93	A UConn	0		3			
										101	N Yale	0	3
										118	A Radford	0	3
										175	A Sacred Heart	0	3
										175	H Sacred Heart	1	3
										204	N UMBC	2	3
										231	A LIU Brooklyn	1	3
										231	H LIU Brooklyn	1	3
										243	H Central Conn. St.	61	79
										244	H Bryant	0	3
										254	H Quinnipiac	3	2
										255	A Robert Morris	1	3
										268	H Fordham	3	2
										280	A Rider	1	3
										284	N Siena	2	3
										305	H NJIT	0	3
										305	N NJIT	2	3
										307	N Loyola Maryland	1	3
										309	N Manhattan	1	3
										315	A Iona	0	3
										316	A Saint Francis (PA)	3	0
										320	N Norfolk St.	3	0
										321	A Lafayette	3	1
										327	A Delaware St.	3	1
										329	A Fairleigh Dickinson	3	1
										329	H Fairleigh Dickinson	3	2
LAST 10 GAMES													

Non-Div. I Games:

St. Francis Brooklyn

Average RPI Win: 276		WON-LOST	WINNING	LAST 10	STRENGTH OF		OPP. STRENGTH	TEAM	ADJ		CONF.	ADJ CONF.
Average RPI Loss: 182		RECORD	PCT. RANK	GAMES	SCHEDULE		OF SCHEDULE	RPI	RPI		RPI	RPI
DIV. I ONLY		3- 22	.12 325	2- 8	255		222	315	.36902 313		15	15
DIV. I NON-CONF.		1- 12	.07692 316	0- 0	289		257	324	.33343 324		14	14
TOTALS		RPI 1-25	RPI 26-50	W-L RECORDS	RPI 51-100		RPI 101-150		RPI 150+			
3- 22	0- 0		0- 1	OVERALL	0- 3		0- 3		3- 15			
1- 6	0- 0		0- 1	HOME	0- 0		0- 2		1- 3			
2- 9	0- 0		0- 0	AWAY	0- 1		0- 1		2- 7			
0- 7	0- 0		0- 0	NEUTRAL	0- 2		0- 0		0- 5			
1- 12	0- 0		0- 0	NON-CONFERENCE	0- 2		0- 0		1- 10			
0- 0	0- 0		0- 0	HOME	0- 0		0- 0		0- 0			
1- 5	0- 0		0- 0	AWAY	0- 0		0- 0		1- 5			
0- 7	0- 0		0- 0	NEUTRAL	0- 2		0- 0		0- 5			
2- 10	0- 0		0- 1	CONFERENCE	0- 1		0- 3		2- 5			
1- 6	0- 0		0- 1	HOME	0- 0		0- 2		1- 3			
1- 4	0- 0		0- 0	AWAY	0- 1		0- 1		1- 2			
0- 0	0- 0		0- 0	NEUTRAL	0- 0		0- 0		0- 0			
RPI S	Opponent	Score	RPI S	Opponent	Score	RPI S	Opponent	Score	RPI S	Opponent	Score	
			36 H	Miami (OH)	0 3	67 A	Northern Ill.	0 3	104 H	Bowling Green	0 3	
						88 N	South Carolina	0 3	146 A	Ohio	0 3	
						100 N	Oakland	0 3	146 H	Ohio	1 3	
									151 N	Northwestern	0 3	
									179 A	Duquesne	0 3	
									198 A	Western Mich.	1 3	
									203 A	Kent St.	0 3	
									203 H	Kent St.	1 3	
									205 N	Cornell	1 3	
									209 H	Ball St.	0 3	
									218 N	George Washington	2 3	
									219 H	Central Mich.	2 3	
									223 N	Wake Forest	0 3	
									225 A	Virginia	0 3	
									225 H	Eastern Mich.	3 2	
									227 A	Ga. Southern	2 3	
									255 A	Robert Morris	0 3	
									291 A	Niagara	1 3	
									295 A	Akron	3 2	
									308 A	Bucknell	3 2	
									316 N	Saint Francis (PA)	2 3	
			LAST 10 GAMES									
			203 H	Kent St.	1 3	67 A	Northern Ill.	0 3				
			146 H	Ohio	1 3	104 H	Bowling Green	0 3				
			225 H	Eastern Mich.	3 2	36 H	Miami (OH)	0 3				
			219 H	Central Mich.	2 3	209 H	Ball St.	0 3				
			198 A	Western Mich.	1 3	295 A	Akron	3 2				

Non-Div. I Games:

Buffalo

Average RPI Win: 316		WON-LOST	WINNING	LAST 10	STRENGTH OF		OPP. STRENGTH	TEAM	ADJ	CONF.	ADJ CONF.		
Average RPI Loss: 218		RECORD	PCT. RANK	GAMES	SCHEDULE		OF SCHEDULE	RPI	RPI	RPI	RPI		
DIV. I ONLY		8- 20	.28571	268	4- 6		315	299	316	.36682	314	28	28
DIV. I NON-CONF.		5- 11	.3125	252	1- 0		286	302	292	.39071	292	25	25
<hr/>													
TOTALS		RPI 1-25		RPI 26-50		W-L RECORDS		RPI 51-100		RPI 101-150		RPI 150+	
8- 20		0- 0		0- 0		OVERALL		0- 0		0- 4		8- 16	
3- 5		0- 0		0- 0		HOME		0- 0		0- 0		3- 5	
4- 7		0- 0		0- 0		AWAY		0- 0		0- 3		4- 4	
1- 8		0- 0		0- 0		NEUTRAL		0- 0		0- 1		1- 7	
5- 11		0- 0		0- 0		NON-CONFERENCE		0- 0		0- 3		5- 8	
1- 0		0- 0		0- 0		HOME		0- 0		0- 0		1- 0	
3- 3		0- 0		0- 0		AWAY		0- 0		0- 2		3- 1	
1- 8		0- 0		0- 0		NEUTRAL		0- 0		0- 1		1- 7	
3- 9		0- 0		0- 0		CONFERENCE		0- 0		0- 1		3- 8	
2- 5		0- 0		0- 0		HOME		0- 0		0- 0		2- 5	
1- 4		0- 0		0- 0		AWAY		0- 0		0- 1		1- 3	
0- 0		0- 0		0- 0		NEUTRAL		0- 0		0- 0		0- 0	
RPI S	Opponent	Score	RPI S	Opponent	Score	RPI S	Opponent	Score	RPI S	Opponent	Score		
									111 N	Kennesaw St.	0	3	
									126 A	North Florida	0	3	
									135 A	Samford	2	3	
									148 A	SFA	1	3	
									162 A	Sam Houston St.	0	3	
									182 N	South Ala.	0	3	
									188 H	Houston Baptist	2	3	
									200 N	Mercer	0	3	
									214 N	Indiana St.	0	3	
									220 N	FIU	1	3	
									241 N	Air Force	1	3	
									245 H	Northwestern St.	1	3	
									249 N	Evansville	1	3	
									253 H	Central Ark.	1	3	
									258 H	Abilene Christian	0	3	
									266 H	Lamar University	0	3	
									277 N	La.-Monroe	1	3	
									286 A	UL Lafayette	3	1	
									287 A	McNeese	1	3	
									290 A	Jacksonville St.	0	3	
									306 A	Southeastern La.	1	3	
									306 H	Southeastern La.	3	2	
									317 A	Southern U.	3	0	
									317 H	Southern U.	3	0	
									318 N	Alabama A&M	3	0	
									323 A	New Orleans	3	2	
									323 H	New Orleans	3	1	
<hr/>													
LAST 10 GAMES													
									287 A	McNeese	1	3	
									306 A	Southeastern La.	1	3	
									258 H	Abilene Christian	0	3	
									334 A	Mississippi Val.	3	0	
									148 A	SFA	1	3	

Non-Div. I Games:

Nicholls St.

RPI	S	Opponent	Score	
334	A	Mississippi Val.	3	0

Nicholls St.

N
i
c
h
o
l
l
s
s
t
.

N
i
c
h
o
l
l
s
s
t
.

I
o
n
a

Iona

Average RPI Win:	319	WON-LOST RECORD	WINNING PCT. RANK	LAST 10 GAMES		STRENGTH OF SCHEDULE	OPP. STRENGTH OF SCHEDULE	TEAM RPI	ADJ RPI	CONF. RPI	ADJ CONF. RPI
DIV. I ONLY		5- 19	.20833 300	1- 9		282	316	318	.36213 316	29	29
DIV. I NON-CONF.		4- 9	.30769 256	0- 0		272	319	291	.39255 291	29	29
TOTALS	RPI 1-25		RPI 26-50	W-L RECORDS		RPI 51-100			RPI 101-150		RPI 150+
5- 19	0- 0		0- 0	OVERALL		0- 1			0- 1		5- 17
2- 7	0- 0		0- 0	HOME		0- 0			0- 0		2- 7
0- 8	0- 0		0- 0	AWAY		0- 0			0- 1		0- 7
3- 4	0- 0		0- 0	NEUTRAL		0- 1			0- 0		3- 3
4- 9	0- 0		0- 0	NON-CONFERENCE		0- 1			0- 1		4- 7
1- 2	0- 0		0- 0	HOME		0- 0			0- 0		1- 2
0- 3	0- 0		0- 0	AWAY		0- 0			0- 1		0- 2
3- 4	0- 0		0- 0	NEUTRAL		0- 1			0- 0		3- 3
1- 10	0- 0		0- 0	CONFERENCE		0- 0			0- 0		1- 10
1- 5	0- 0		0- 0	HOME		0- 0			0- 0		1- 5
0- 5	0- 0		0- 0	AWAY		0- 0			0- 0		0- 5
0- 0	0- 0		0- 0	NEUTRAL		0- 0			0- 0		0- 0
RPI S Opponent	Score		RPI S Opponent	Score		RPI S Opponent	Score		RPI S Opponent	Score	
						94 N Marshall	0 3		102 A Toledo	1 3	
									175 A Sacred Heart	0 3	
									175 H Sacred Heart	0 3	
									179 A Duquesne	0 3	
									184 H Navy	0 3	
									231 H LIU Brooklyn	2 3	
									239 N Fort Wayne	1 3	
									243 A Central Conn. St.	0 3	
									243 H Central Conn. St.	2 3	
									244 A Bryant	1 3	
									244 H Bryant	1 3	
									254 N Quinnipiac	1 3	
									255 A Robert Morris	0 3	
									257 H Eastern Ky.	0 3	
									265 A La Salle	1 3	
									305 N NJIT	0 3	
									311 N Morgan St.	3 0	
									312 H St. Francis Brooklyn	0 3	
									313 N Buffalo	3 2	
									315 H Iona	3 0	
									328 N Coppin St.	3 0	
				LAST 10 GAMES					329 A Fairleigh Dickinson	2 3	
				329 H Fairleigh Dickinson	3 2				329 H Fairleigh Dickinson	3 2	
				175 H Sacred Heart	0 3				231 H LIU Brooklyn	2 3	
				243 A Central Conn. St.	0 3				329 A Fairleigh Dickinson	2 3	
				244 A Bryant	1 3				175 A Sacred Heart	0 3	
				255 A Robert Morris	0 3				243 H Central Conn. St.	2 3	

Non-Div. I Games:

Saint Francis (PA)

Average RPI Win:	322	WON-LOST	WINNING	LAST 10	STRENGTH OF	OPP. STRENGTH	TEAM	ADJ	CONF.	ADJ CONF.			
Average RPI Loss:	245	RECORD	PCT. RANK	GAMES	SCHEDULE	OF SCHEDULE	RPI	RPI	RPI	RPI			
DIV. I ONLY	9- 11	.45	196	7- 3	332	330	312	.36022	317	32	32		
DIV. I NON-CONF.	1- 7	.125	306	0- 0	277	315	321	.33813	322	32	32		
<hr/>													
TOTALS	RPI 1-25	RPI 26-50		W-L RECORDS		RPI 51-100		RPI 101-150		RPI 150+			
9- 11	0- 0	0- 0		OVERALL		0- 1		0- 2		9- 8			
5- 3	0- 0	0- 0		HOME		0- 0		0- 0		5- 3			
4- 6	0- 0	0- 0		AWAY		0- 0		0- 1		4- 5			
0- 2	0- 0	0- 0		NEUTRAL		0- 1		0- 1		0- 0			
<hr/>													
1- 7	0- 0	0- 0		NON-CONFERENCE		0- 1		0- 2		1- 4			
0- 1	0- 0	0- 0		HOME		0- 0		0- 0		0- 1			
1- 4	0- 0	0- 0		AWAY		0- 0		0- 1		1- 3			
0- 2	0- 0	0- 0		NEUTRAL		0- 1		0- 1		0- 0			
<hr/>													
8- 4	0- 0	0- 0		CONFERENCE		0- 0		0- 0		8- 4			
5- 2	0- 0	0- 0		HOME		0- 0		0- 0		5- 2			
3- 2	0- 0	0- 0		AWAY		0- 0		0- 0		3- 2			
0- 0	0- 0	0- 0		NEUTRAL		0- 0		0- 0		0- 0			
<hr/>													
RPI	S	Opponent	Score	RPI	S	Opponent	Score	RPI	S	Opponent	Score		
						78 N	New Mexico St.	0		3			
									115 A	Southern Miss.	0	3	
									145 N	Austin Peay	0	3	
									248 H	Alabama St.	0	3	
									252 A	Texas Southern	0	3	
									275 A	Troy	0	3	
									302 A	Prairie View	3	2	
									306 A	Southeastern La.	3	1	
									306 A	Southeastern La.	1	3	
									314 A	Nicholls St.	0	3	
									314 H	Nicholls St.	0	3	
									318 H	Alabama A&M	3	2	
									322 A	Ark.-Pine Bluff	2	3	
									322 H	Ark.-Pine Bluff	3	1	
									325 H	Jackson St.	1	3	
									326 A	Grambling	3	0	
									326 H	Grambling	3	0	
									332 A	Alcorn	3	0	
									332 H	Alcorn	3	1	
									334 H	Mississippi Val.	3	0	
<hr/>													
LAST 10 GAMES													
						322 H	Ark.-Pine Bluff	3	1	334 H	Mississippi Val.	3	0
						326 H	Grambling	3	0	325 H	Jackson St.	1	3
						332 H	Alcorn	3	1	326 A	Grambling	3	0
						252 A	Texas Southern	0	3	322 A	Ark.-Pine Bluff	2	3
						302 A	Prairie View	3	2	332 A	Alcorn	3	0

Non-Div. I Games:

Southern U.

Average RPI Win:		324	WON-LOST RECORD		WINNING PCT. RANK		LAST 10 GAMES		STRENGTH OF SCHEDULE		OPP. STRENGTH OF SCHEDULE		TEAM RPI		ADJ RPI		CONF. RPI		ADJ CONF. RPI	
Average RPI Loss:		236																		
DIV. I ONLY			9- 18		.33333 247		5- 5		320		327		317		.35837 318		32		32	
DIV. I NON-CONF.			1- 14		.06667 319		0- 2		259		301		323		.33366 323		32		32	
TOTALS		RPI 1-25		RPI 26-50		W-L RECORDS		RPI 51-100		RPI 101-150		RPI 150+								
9- 18		0- 0		0- 0		OVERALL		0- 1		0- 2		9- 15								
4- 1		0- 0		0- 0		HOME		0- 0		0- 0		4- 1								
4- 9		0- 0		0- 0		AWAY		0- 0		0- 1		4- 8								
1- 8		0- 0		0- 0		NEUTRAL		0- 1		0- 1		1- 6								
1- 14		0- 0		0- 0		NON-CONFERENCE		0- 1		0- 2		1- 11								
0- 1		0- 0		0- 0		HOME		0- 0		0- 0		0- 1								
0- 5		0- 0		0- 0		AWAY		0- 0		0- 1		0- 4								
1- 8		0- 0		0- 0		NEUTRAL		0- 1		0- 1		1- 6								
8- 4		0- 0		0- 0		CONFERENCE		0- 0		0- 0		8- 4								
4- 0		0- 0		0- 0		HOME		0- 0		0- 0		4- 0								
4- 4		0- 0		0- 0		AWAY		0- 0		0- 0		4- 4								
0- 0		0- 0		0- 0		NEUTRAL		0- 0		0- 0		0- 0								
RPI	S	Opponent		Score		RPI	S	Opponent		Score		RPI	S	Opponent		Score				

Non-Div. I Games:

Alabama A&M

Average RPI Win:	321	WON-LOST	WINNING	LAST 10	STRENGTH OF	OPP. STRENGTH	TEAM	ADJ	CONF.	ADJ CONF.			
Average RPI Loss:	228	RECORD	PCT. RANK	GAMES	SCHEDULE	OF SCHEDULE	RPI	RPI	RPI	RPI			
DIV. I ONLY	6- 16	.27273	276	3- 7	321	310	320	.35628	319	30	30		
DIV. I NON-CONF.	2- 7	.22222	285	0- 0	304	271	314	.36133	314	31	31		
<hr/>													
TOTALS	RPI 1-25	RPI 26-50		W-L RECORDS		RPI 51-100		RPI 101-150		RPI 150+			
6- 16	0- 0	0- 0		OVERALL		0- 1		0- 1		6- 14			
3- 4	0- 0	0- 0		HOME		0- 0		0- 0		3- 4			
2- 7	0- 0	0- 0		AWAY		0- 0		0- 1		2- 6			
1- 5	0- 0	0- 0		NEUTRAL		0- 1		0- 0		1- 4			
2- 7	0- 0	0- 0		NON-CONFERENCE		0- 1		0- 1		2- 5			
0- 0	0- 0	0- 0		HOME		0- 0		0- 0		0- 0			
1- 2	0- 0	0- 0		AWAY		0- 0		0- 1		1- 1			
1- 5	0- 0	0- 0		NEUTRAL		0- 1		0- 0		1- 4			
4- 9	0- 0	0- 0		CONFERENCE		0- 0		0- 0		4- 9			
3- 4	0- 0	0- 0		HOME		0- 0		0- 0		3- 4			
1- 5	0- 0	0- 0		AWAY		0- 0		0- 0		1- 5			
0- 0	0- 0	0- 0		NEUTRAL		0- 0		0- 0		0- 0			
RPI	S	Opponent	Score	RPI	S	Opponent	Score	RPI	S	Opponent	Score		
						97 N	Towson	0	3	150 A	Seton Hall	0	3
										158 A	Fairfield	0	3
										171 N	East Carolina	0	3
										206 A	Marist	2	3
										206 H	Marist	1	3
										218 N	George Washington	0	3
										221 N	Youngstown St.	1	3
										254 A	Quinnipiac	0	3
										257 N	Eastern Ky.	0	3
										280 A	Rider	1	3
										280 H	Rider	0	3
										284 A	Siena	0	3
										284 H	Siena	1	3
										291 H	Niagara	0	3
										295 A	Akron	0	3
										308 A	Bucknell	3	2
										309 H	Manhattan	3	2
										315 H	Iona	3	2
										329 N	Fairleigh Dickinson	3	0
										331 A	Saint Peter's	3	1
										331 H	Saint Peter's	3	1
LAST 10 GAMES													
						206 H	Marist	1	3	315 H	Iona	3	2
						284 H	Siena	1	3	309 H	Manhattan	3	2
						331 A	Saint Peter's	3	1	158 A	Fairfield	0	3
						280 A	Rider	1	3	254 A	Quinnipiac	0	3
						291 H	Niagara	0	3	280 H	Rider	0	3

Non-Div. I Games:

Canisius

Average RPI Win:	319	WON-LOST	WINNING	LAST 10	STRENGTH OF	OPP. STRENGTH	TEAM	ADJ	CONF.	ADJ CONF.										
Average RPI Loss:	230	RECORD	PCT. RANK	GAMES	SCHEDULE	OF SCHEDULE	RPI	RPI	RPI	RPI										
DIV. I ONLY		6- 17	.26087 281	4- 6	311	321	319	.34993 320	31	31										
DIV. I NON-CONF.		0- 10	0 322	0- 1	112	309	304	.37459 303	30	30										
<hr/>																				
TOTALS	RPI 1-25	RPI 26-50		W-L RECORDS		RPI 51-100		RPI 101-150		RPI 150+										
6- 17	0- 0	0- 0		OVERALL		0- 0		0- 2		6- 15										
2- 3	0- 0	0- 0		HOME		0- 0		0- 0		2- 3										
3- 7	0- 0	0- 0		AWAY		0- 0		0- 1		3- 6										
1- 7	0- 0	0- 0		NEUTRAL		0- 0		0- 1		1- 6										
<hr/>																				
0- 10	0- 0	0- 0		NON-CONFERENCE		0- 0		0- 2		0- 8										
0- 0	0- 0	0- 0		HOME		0- 0		0- 0		0- 0										
0- 3	0- 0	0- 0		AWAY		0- 0		0- 1		0- 2										
0- 7	0- 0	0- 0		NEUTRAL		0- 0		0- 1		0- 6										
<hr/>																				
6- 7	0- 0	0- 0		CONFERENCE		0- 0		0- 0		6- 7										
2- 3	0- 0	0- 0		HOME		0- 0		0- 0		2- 3										
3- 4	0- 0	0- 0		AWAY		0- 0		0- 0		3- 4										
1- 0	0- 0	0- 0		NEUTRAL		0- 0		0- 0		1- 0										
<hr/>																				
RPI S	Opponent	Score	RPI S	Opponent	Score	RPI S	Opponent	Score	RPI S	Opponent	Score									
									106 N	American	0 3									
									118 A	Radford	0 3									
									164 A	VCU	0 3									
									166 A	Howard	0 3									
									183 A	Elon	0 3									
									184 N	Navy	0 3									
									204 N	UMBC	0 3									
									210 A	UMES	0 3									
									210 H	UMES	1 3									
									224 N	Wofford	0 3									
									279 N	Gardner-Webb	0 3									
									297 N	Appalachian St.	0 3									
									299 A	Hampton	3 2									
									300 A	N.C. A&T	0 3									
									300 H	N.C. A&T	3 2									
									311 A	Morgan St.	0 3									
									311 H	Morgan St.	2 3									
									312 N	St. Francis Brooklyn	0 3									
									327 A	Delaware St.	3 0									
									327 H	Delaware St.	3 1									
									328 A	Coppin St.	3 2									
									328 H	Coppin St.	2 3									
									333 N	South Carolina St.	3 0									
																		LAST 10 GAMES		
																		166 A	Howard	0 3
164 A	VCU	0 3																		
311 H	Morgan St.	2 3																		
328 H	Coppin St.	2 3																		
327 A	Delaware St.	3 0																		
									LAST 10 GAMES											
									299 A	Hampton	3 2									
									300 H	N.C. A&T	3 2									
									300 A	N.C. A&T	0 3									
									327 H	Delaware St.	3 1									
210 H	UMES	1 3																		

Non-Div. I Games:

Norfolk St.

Average RPI Win:	319	WON-LOST RECORD	WINNING PCT. RANK	LAST 10 GAMES	STRENGTH OF SCHEDULE	OPP. STRENGTH OF SCHEDULE	TEAM RPI	ADJ RPI	CONF. RPI	ADJ CONF. RPI		
DIV. I ONLY		4- 18	.18182 312	1- 9	312	307	322	.33579 321	27	27		
DIV. I NON-CONF.		2- 8	.2 289	0- 0	329	325	330	.30876 328	28	28		
<hr/>												
TOTALS	RPI 1-25	RPI 26-50		W-L RECORDS	RPI 51-100		RPI 101-150		RPI 150+			
4- 18	0- 0	0- 0		OVERALL	0- 0		0- 2		4- 16			
3- 10	0- 0	0- 0		HOME	0- 0		0- 1		3- 9			
1- 6	0- 0	0- 0		AWAY	0- 0		0- 1		1- 5			
0- 2	0- 0	0- 0		NEUTRAL	0- 0		0- 0		0- 2			
<hr/>												
2- 8	0- 0	0- 0		NON-CONFERENCE	0- 0		0- 0		2- 8			
2- 5	0- 0	0- 0		HOME	0- 0		0- 0		2- 5			
0- 1	0- 0	0- 0		AWAY	0- 0		0- 0		0- 1			
0- 2	0- 0	0- 0		NEUTRAL	0- 0		0- 0		0- 2			
<hr/>												
2- 10	0- 0	0- 0		CONFERENCE	0- 0		0- 2		2- 8			
1- 5	0- 0	0- 0		HOME	0- 0		0- 1		1- 4			
1- 5	0- 0	0- 0		AWAY	0- 0		0- 1		1- 4			
0- 0	0- 0	0- 0		NEUTRAL	0- 0		0- 0		0- 0			
<hr/>												
RPI S	Opponent	Score	RPI S	Opponent	Score	RPI S	Opponent	Score	RPI S	Opponent	Score	
									106 A	American	0	3
									106 H	American	0	3
									154 H	Army West Point	0	3
									166 N	Howard	1	3
									172 A	Colgate	0	3
									184 A	Navy	0	3
									187 A	Penn	1	3
									238 H	Providence	0	3
									240 A	Lehigh	0	3
									240 H	Lehigh	2	3
									265 H	La Salle	0	3
									270 H	Holy Cross	1	3
									272 N	George Mason	1	3
									305 H	NJIT	1	3
									307 A	Loyola Maryland	3	2
									307 H	Loyola Maryland	2	3
									308 A	Bucknell	0	3
									308 H	Bucknell	3	1
									309 H	Manhattan	1	3
									312 H	St. Francis Brooklyn	1	3
			LAST 10 GAMES						329 H	Fairleigh Dickinson	3	1
									331 H	Saint Peter's	3	0
									308 H	Bucknell	3	1
									307 H	Loyola Maryland	2	3
									106 H	American	0	3
									240 H	Lehigh	2	3
									172 A	Colgate	0	3
									184 A	Navy	0	3
									154 H	Army West Point	0	3
									270 H	Holy Cross	1	3
									308 A	Bucknell	0	3
									106 A	American	0	3

Non-Div. I Games:

Lafayette

Average RPI Win: 328		WON-LOST	WINNING	LAST 10	STRENGTH OF		OPP. STRENGTH	TEAM	ADJ	CONF.	ADJ CONF.
Average RPI Loss: 242		RECORD	PCT. RANK	GAMES	SCHEDULE		OF SCHEDULE	RPI	RPI	RPI	RPI
DIV. I ONLY		5- 15	.25	286	5- 5		322	326	321	.33468	322
DIV. I NON-CONF.		0- 7	0	322	0- 0		249	181	322	.34586	319
TOTALS		RPI 1-25	RPI 26-50		W-L RECORDS		RPI 51-100		RPI 101-150		RPI 150+
5- 15	0- 0	0- 0		OVERALL		0- 1		0- 1		5- 13	
2- 3	0- 0	0- 0		HOME		0- 0		0- 0		2- 3	
3- 7	0- 0	0- 0		AWAY		0- 0		0- 0		3- 7	
0- 5	0- 0	0- 0		NEUTRAL		0- 1		0- 1		0- 3	
0- 7	0- 0	0- 0		NON-CONFERENCE		0- 1		0- 1		0- 5	
0- 0	0- 0	0- 0		HOME		0- 0		0- 0		0- 0	
0- 3	0- 0	0- 0		AWAY		0- 0		0- 0		0- 3	
0- 4	0- 0	0- 0		NEUTRAL		0- 1		0- 1		0- 2	
5- 8	0- 0	0- 0		CONFERENCE		0- 0		0- 0		5- 8	
2- 3	0- 0	0- 0		HOME		0- 0		0- 0		2- 3	
3- 4	0- 0	0- 0		AWAY		0- 0		0- 0		3- 4	
0- 1	0- 0	0- 0		NEUTRAL		0- 0		0- 0		0- 1	
RPI S	Opponent	Score	RPI S	Opponent	Score	RPI S	Opponent	Score	RPI S	Opponent	Score
						86 N	Oklahoma	0 3	141 N	Sacramento St.	0 3
									162 N	Sam Houston St.	0 3
									177 A	UT Arlington	0 3
									213 A	Little Rock	0 3
									248 A	Alabama St.	0 3
									248 N	Alabama St.	0 3
									252 H	Texas Southern	1 3
									256 A	Louisiana Tech	0 3
									262 N	UT Martin	0 3
									302 H	Prairie View	0 3
									317 A	Southern U.	1 3
									317 H	Southern U.	3 2
									318 A	Alabama A&M	0 3
									318 H	Alabama A&M	1 3
									325 A	Jackson St.	0 3
									326 A	Grambling	3 1
									332 A	Alcorn	3 1
									332 H	Alcorn	3 1
									334 A	Mississippi Val.	3 1
LAST 10 GAMES											
						317 A	Southern U.	1 3	325 A	Jackson St.	0 3
						332 A	Alcorn	3 1	326 A	Grambling	3 1
						318 A	Alabama A&M	0 3	332 H	Alcorn	3 1
						248 A	Alabama St.	0 3	317 H	Southern U.	3 2
						334 A	Mississippi Val.	3 1	248 N	Alabama St.	0 3

Non-Div. I Games:

Ark.-Pine Bluff

Average RPI Win:	305	WON-LOST RECORD	WINNING PCT. RANK	LAST 10 GAMES	STRENGTH OF SCHEDULE	OPP. STRENGTH OF SCHEDULE	TEAM RPI	ADJ RPI	CONF. RPI	ADJ CONF. RPI		
DIV. I ONLY		4- 21	.16	317	1- 9	313	283	323	.33138	323	28	28
DIV. I NON-CONF.		3- 10	.23077	281	0- 0	275	274	302	.37595	302	25	25
<hr/>												
TOTALS	RPI 1-25	RPI 26-50		W-L RECORDS		RPI 51-100		RPI 101-150		RPI 150+		
4- 21	0- 0	0- 0		OVERALL		0- 4		0- 1		4- 16		
0- 6	0- 0	0- 0		HOME		0- 1		0- 0		0- 5		
1- 10	0- 0	0- 0		AWAY		0- 3		0- 0		1- 7		
3- 5	0- 0	0- 0		NEUTRAL		0- 0		0- 1		3- 4		
<hr/>												
3- 10	0- 0	0- 0		NON-CONFERENCE		0- 3		0- 1		3- 6		
0- 0	0- 0	0- 0		HOME		0- 0		0- 0		0- 0		
0- 5	0- 0	0- 0		AWAY		0- 3		0- 0		0- 2		
3- 5	0- 0	0- 0		NEUTRAL		0- 0		0- 1		3- 4		
<hr/>												
1- 11	0- 0	0- 0		CONFERENCE		0- 1		0- 0		1- 10		
0- 6	0- 0	0- 0		HOME		0- 1		0- 0		0- 5		
1- 5	0- 0	0- 0		AWAY		0- 0		0- 0		1- 5		
0- 0	0- 0	0- 0		NEUTRAL		0- 0		0- 0		0- 0		
<hr/>												
RPI	S	Opponent	Score	RPI	S	Opponent	Score	RPI	S	Opponent	Score	
				53 A Colorado 0 3				125 N Delaware 1 3				
				57 A Colorado St. 0 3				156 N Ill.-Chicago 0 3				
				65 H A&M-Corpus Christi 1 3				164 N VCU 1 3				
				66 A FGCU 0 3				188 H Houston Baptist 0 3				
								245 A Northwestern St. 0 3				
								251 H Incarnate Word 0 3				
								253 A Central Ark. 0 3				
								256 N Louisiana Tech 3 1				
								258 A Abilene Christian 1 3				
								266 H Lamar University 1 3				
								282 N UAB 0 3				
								287 A McNeese 0 3				
								287 H McNeese 1 3				
								290 A Jacksonville St. 2 3				
								298 A Southeast Mo. St. 1 3				
								306 A Southeastern La. 3 2				
								310 N Chicago St. 1 3				
								314 A Nicholls St. 1 3				
								314 H Nicholls St. 2 3				
								325 N Jackson St. 3 0				
				334 N Mississippi Val. 3 0								
<hr/>												
LAST 10 GAMES												
314 A Nicholls St. 1 3				253 A Central Ark. 0 3								
287 A McNeese 0 3				245 A Northwestern St. 0 3								
251 H Incarnate Word 0 3				306 A Southeastern La. 3 2								
65 H A&M-Corpus Christi 1 3				287 H McNeese 1 3								
314 H Nicholls St. 2 3				258 A Abilene Christian 1 3								

Non-Div. I Games:

New Orleans

Average RPI Win: 329		WON-LOST	WINNING	LAST 10	STRENGTH OF		OPP. STRENGTH	TEAM	ADJ		CONF.	ADJ CONF.	
Average RPI Loss: 241		RECORD	PCT. RANK	GAMES	SCHEDULE		OF SCHEDULE	RPI	RPI		RPI	RPI	
DIV. I ONLY		5- 13	.27778	273	4- 6		334	312	327	.32253	324	31	31
DIV. I NON-CONF.		1- 10	.09091	313	0- 3		309	285	326	.3244	326	30	30
TOTALS		RPI 1-25	RPI 26-50		W-L RECORDS		RPI 51-100		RPI 101-150		RPI 150+		
5- 13	0- 0	0- 0		OVERALL		0- 1		0- 0		5- 12			
2- 6	0- 0	0- 0		HOME		0- 0		0- 0		2- 6			
2- 4	0- 0	0- 0		AWAY		0- 1		0- 0		2- 3			
1- 3	0- 0	0- 0		NEUTRAL		0- 0		0- 0		1- 3			
1- 10	0- 0	0- 0		NON-CONFERENCE		0- 1		0- 0		1- 9			
0- 3	0- 0	0- 0		HOME		0- 0		0- 0		0- 3			
0- 4	0- 0	0- 0		AWAY		0- 1		0- 0		0- 3			
1- 3	0- 0	0- 0		NEUTRAL		0- 0		0- 0		1- 3			
4- 3	0- 0	0- 0		CONFERENCE		0- 0		0- 0		4- 3			
2- 3	0- 0	0- 0		HOME		0- 0		0- 0		2- 3			
2- 0	0- 0	0- 0		AWAY		0- 0		0- 0		2- 0			
0- 0	0- 0	0- 0		NEUTRAL		0- 0		0- 0		0- 0			
RPI S	Opponent	Score	RPI S	Opponent	Score	RPI S	Opponent	Score	RPI S	Opponent	Score		
						70 A	James Madison	0 3	183 H	Elon	0 3		
									217 H	Florida A&M	0 3		
									236 A	Winthrop	0 3		
									236 H	Winthrop	0 3		
									242 N	Georgia St.	0 3		
									250 A	UNC Asheville	0 3		
									270 N	Holy Cross	0 3		
									279 A	Gardner-Webb	0 3		
									279 H	Gardner-Webb	0 3		
									288 H	Bethune-Cookman	0 3		
									289 N	Stetson	0 3		
									300 H	N.C. A&T	2 3		
									318 N	Alabama A&M	3 1		
									330 A	Savannah St.	3 0		
									330 H	Savannah St.	3 1		
									333 A	South Carolina St.	3 1		
									333 H	South Carolina St.	3 0		
LAST 10 GAMES													
						330 H	Savannah St.	3 1	288 H	Bethune-Cookman	0 3		
						333 H	South Carolina St.	3 0	217 H	Florida A&M	0 3		
						300 H	N.C. A&T	2 3	330 A	Savannah St.	3 0		
						279 A	Gardner-Webb	0 3	333 A	South Carolina St.	3 1		
						236 A	Winthrop	0 3	279 H	Gardner-Webb	0 3		

Non-Div. I Games:

N.C. Central

Average RPI Win:	326	WON-LOST RECORD	WINNING PCT. RANK	LAST 10 GAMES	STRENGTH OF SCHEDULE	OPP. STRENGTH OF SCHEDULE	TEAM RPI	ADJ RPI	CONF. RPI	ADJ CONF. RPI				
DIV. I ONLY		5- 20	.2 305	4- 6	310	331	324	.32186	325	32	32			
DIV. I NON-CONF.		0- 12	0 322	0- 1	270	327	329	.30488	330	32	32			
<hr/>														
TOTALS	RPI 1-25	RPI 26-50		W-L RECORDS		RPI 51-100		RPI 101-150		RPI 150+				
5- 20	0- 0	0- 0		OVERALL		0- 1		0- 0		5- 19				
2- 5	0- 0	0- 0		HOME		0- 0		0- 0		2- 5				
3- 7	0- 0	0- 0		AWAY		0- 0		0- 0		3- 6				
0- 8	0- 0	0- 0		NEUTRAL		0- 1		0- 0		0- 7				
<hr/>														
0- 12	0- 0	0- 0		NON-CONFERENCE		0- 1		0- 0		0- 11				
0- 1	0- 0	0- 0		HOME		0- 0		0- 0		0- 1				
0- 3	0- 0	0- 0		AWAY		0- 0		0- 0		0- 3				
0- 8	0- 0	0- 0		NEUTRAL		0- 1		0- 0		0- 7				
<hr/>														
5- 8	0- 0	0- 0		CONFERENCE		0- 0		0- 0		5- 8				
2- 4	0- 0	0- 0		HOME		0- 0		0- 0		2- 4				
3- 4	0- 0	0- 0		AWAY		0- 0		0- 0		3- 4				
0- 0	0- 0	0- 0		NEUTRAL		0- 0		0- 0		0- 0				
<hr/>														
RPI S	Opponent	Score	RPI S	Opponent	Score	RPI S	Opponent	Score	RPI S	Opponent	Score			
						97 N	Towson	0 3	191 A	Memphis	0 3			
						201 N	Tennessee St.	1 3						
						210 N	UMES	0 3						
						248 A	Alabama St.	0 3						
						248 H	Alabama St.	1 3						
						252 A	Texas Southern	0 3						
						252 H	Texas Southern	0 3						
						256 A	Louisiana Tech	0 3						
						256 N	Louisiana Tech	0 3						
						282 N	UAB	0 3						
						290 A	Jacksonville St.	0 3						
						290 H	Jacksonville St.	0 3						
						300 N	N.C. A&T	0 3						
						301 N	Eastern Ill.	0 3						
						302 A	Prairie View	0 3						
						302 H	Prairie View	1 3						
						317 A	Southern U.	3 1						
						318 A	Alabama A&M	1 3						
						318 H	Alabama A&M	1 3						
						322 H	Ark.-Pine Bluff	3 0						
						323 N	New Orleans	0 3						
						LAST 10 GAMES						326 H	Grambling	3 2
						248 H	Alabama St.	1 3	322 H	Ark.-Pine Bluff	3 0	332 A	Alcorn	3 0
						318 H	Alabama A&M	1 3	290 H	Jacksonville St.	0 3	334 A	Mississippi Val.	3 1
						302 A	Prairie View	0 3	332 A	Alcorn	3 0			
252 A	Texas Southern	0 3	317 A	Southern U.	3 1									
326 H	Grambling	3 2	248 A	Alabama St.	0 3									

Non-Div. I Games:

Jackson St.

Average RPI Win:	325	WON-LOST RECORD	WINNING PCT. RANK	LAST 10 GAMES	STRENGTH OF SCHEDULE	OPP. STRENGTH OF SCHEDULE	TEAM RPI	ADJ RPI	CONF. RPI	ADJ CONF. RPI		
DIV. I ONLY	4- 13	.23529	295	2- 7	325	332	325	.31318	326	32	32	
DIV. I NON-CONF.	0- 4	0	322	0- 1	172	265	315	.3579	316	32	32	
<hr/>												
TOTALS	RPI 1-25	RPI 26-50		W-L RECORDS	RPI 51-100		RPI 101-150		RPI 150+			
4- 13	0- 0	0- 0		OVERALL	0- 0		0- 2		4- 11			
2- 5	0- 0	0- 0		HOME	0- 0		0- 0		2- 5			
2- 6	0- 0	0- 0		AWAY	0- 0		0- 1		2- 5			
0- 2	0- 0	0- 0		NEUTRAL	0- 0		0- 1		0- 1			
<hr/>												
0- 4	0- 0	0- 0		NON-CONFERENCE	0- 0		0- 2		0- 2			
0- 0	0- 0	0- 0		HOME	0- 0		0- 0		0- 0			
0- 2	0- 0	0- 0		AWAY	0- 0		0- 1		0- 1			
0- 2	0- 0	0- 0		NEUTRAL	0- 0		0- 1		0- 1			
<hr/>												
4- 9	0- 0	0- 0		CONFERENCE	0- 0		0- 0		4- 9			
2- 5	0- 0	0- 0		HOME	0- 0		0- 0		2- 5			
2- 4	0- 0	0- 0		AWAY	0- 0		0- 0		2- 4			
0- 0	0- 0	0- 0		NEUTRAL	0- 0		0- 0		0- 0			
<hr/>												
RPI	S	Opponent	Score	RPI	S	Opponent	Score	RPI	S	Opponent	Score	
								105	N	Tulane	0	3
								115	A	Southern Miss.	0	3
								248	A	Alabama St.	0	3
								248	H	Alabama St.	0	3
								252	H	Texas Southern	1	3
								256	A	Louisiana Tech	0	3
								287	N	McNeese	0	3
								302	H	Prairie View	3	2
								317	A	Southern U.	0	3
								317	H	Southern U.	0	3
								318	A	Alabama A&M	0	3
								318	H	Alabama A&M	2	3
								322	H	Ark.-Pine Bluff	1	3
								325	A	Jackson St.	2	3
								332	A	Alcorn	3	0
								332	H	Alcorn	3	0
								334	A	Mississippi Val.	3	1
								<hr/>				
LAST 10 GAMES												
332 A Alcorn				3	0	334 A Mississippi Val.				3	1	
317 A Southern U.				0	3	256 A Louisiana Tech				0	3	
248 A Alabama St.				0	3	322 H Ark.-Pine Bluff				1	3	
318 A Alabama A&M				0	3	317 H Southern U.				0	3	
325 A Jackson St.				2	3	332 H Alcorn				3	0	

Non-Div. I Games: Southern Ark. 0 3 Jarvis Christian 3 2 Dillard 3 1

Grambling

Average RPI Win: 328		WON-LOST	WINNING	LAST 10	STRENGTH OF		OPP. STRENGTH	TEAM	ADJ	CONF.	ADJ CONF.
Average RPI Loss: 228		RECORD	PCT. RANK	GAMES	SCHEDULE		OF SCHEDULE	RPI	RPI	RPI	RPI
DIV. I ONLY		1- 25	.03846 331	1- 9	287		308	326	.30759 327	31	31
DIV. I NON-CONF.		0- 16	0 322	0- 3	185		289	317	.35005 318	30	30
TOTALS		RPI 1-25	RPI 26-50	W-L RECORDS	RPI 51-100		RPI 101-150	RPI 150+			
1- 25	0- 0	0- 0	OVERALL	0- 2	0- 1		1- 22				
0- 8	0- 0	0- 0	HOME	0- 0	0- 0		0- 7				
1- 10	0- 0	0- 0	AWAY	0- 2	0- 0		1- 8				
0- 7	0- 0	0- 0	NEUTRAL	0- 0	0- 0		0- 7				
0- 16	0- 0	0- 0	NON-CONFERENCE	0- 2	0- 1		0- 13				
0- 4	0- 0	0- 0	HOME	0- 0	0- 0		0- 3				
0- 5	0- 0	0- 0	AWAY	0- 2	0- 0		0- 3				
0- 7	0- 0	0- 0	NEUTRAL	0- 0	0- 0		0- 7				
1- 9	0- 0	0- 0	CONFERENCE	0- 0	0- 0		1- 9				
0- 4	0- 0	0- 0	HOME	0- 0	0- 0		0- 4				
1- 5	0- 0	0- 0	AWAY	0- 0	0- 0		1- 5				
0- 0	0- 0	0- 0	NEUTRAL	0- 0	0- 0		0- 0				
RPI S	Opponent	Score	RPI S	Opponent	Score	RPI S	Opponent	Score	RPI S	Opponent	Score
						95 A	Maryland	0 3	106 H	American	0 3
						97 A	Towson	0 3	154 A	Army West Point	0 3
									166 A	Howard	0 3
									166 H	Howard	1 3
									174 H	New Hampshire	0 3
									175 N	Sacred Heart	0 3
									181 N	St. John's (NY)	0 3
									183 A	Elon	0 3
									204 A	UMBC	1 3
									210 A	UMES	0 3
									224 N	Wofford	0 3
									225 N	Eastern Mich.	0 3
									265 H	La Salle	0 3
									279 N	Gardner-Webb	0 3
									295 N	Akron	0 3
									299 A	Hampton	0 3
									307 N	Loyola Maryland	0 3
									311 A	Morgan St.	0 3
									311 H	Morgan St.	0 3
									312 H	St. Francis Brooklyn	1 3
									320 A	Norfolk St.	1 3
									320 H	Norfolk St.	0 3
									328 A	Coppin St.	3 1
									328 H	Coppin St.	0 3
			LAST 10 GAMES								
			311 A	Morgan St.	0 3	320 H	Norfolk St.	0 3			
			328 A	Coppin St.	3 1	210 A	UMES	0 3			
			166 A	Howard	0 3	97 A	Towson	0 3			
			174 H	New Hampshire	0 3	311 H	Morgan St.	0 3			
			265 H	La Salle	0 3	328 H	Coppin St.	0 3			

Non-Div. I Games:

Delaware St.

Average RPI Win: Average RPI Loss:	324 236	WON-LOST RECORD	WINNING PCT. RANK	LAST 10 GAMES		STRENGTH OF SCHEDULE	OPP. STRENGTH OF SCHEDULE	TEAM RPI	ADJ RPI	CONF. RPI	ADJ CONF. RPI
DIV. I ONLY		2- 23	.08 328	2- 8		316	301	328	.30406	328	31 31
DIV. I NON-CONF.		0- 14	0 322	0- 0		278	277	327	.31797	327	30 30
TOTALS	RPI 1-25		RPI 26-50		W-L RECORDS		RPI 51-100			RPI 101-150	RPI 150+
2- 23	0- 0		0- 0		OVERALL		0- 0			0- 2	2- 21
0- 5	0- 0		0- 0		HOME		0- 0			0- 0	0- 5
2- 10	0- 0		0- 0		AWAY		0- 0			0- 1	2- 9
0- 8	0- 0		0- 0		NEUTRAL		0- 0			0- 1	0- 7
0- 14	0- 0		0- 0		NON-CONFERENCE		0- 0			0- 2	0- 12
0- 0	0- 0		0- 0		HOME		0- 0			0- 0	0- 0
0- 6	0- 0		0- 0		AWAY		0- 0			0- 1	0- 5
0- 8	0- 0		0- 0		NEUTRAL		0- 0			0- 1	0- 7
2- 9	0- 0		0- 0		CONFERENCE		0- 0			0- 0	2- 9
0- 5	0- 0		0- 0		HOME		0- 0			0- 0	0- 5
2- 4	0- 0		0- 0		AWAY		0- 0			0- 0	2- 4
0- 0	0- 0		0- 0		NEUTRAL		0- 0			0- 0	0- 0
RPI	S	Opponent	Score	RPI	S	Opponent	Score	RPI	S	Opponent	Score
										106 A American	0 3
										125 N Delaware	0 3
										166 A Howard	0 3
										166 H Howard	0 3
										174 N New Hampshire	0 3
										179 A Duquesne	0 3
										184 A Navy	1 3
										203 N Kent St.	2 3
										210 A UMES	0 3
										210 H UMES	1 3
										212 A William & Mary	0 3
										255 A Robert Morris	1 3
										260 A Morehead St.	1 3
										263 N Western Caro.	0 3
										267 N Montana	0 3
										276 N Charlotte	0 3
										299 A Hampton	0 3
										299 H Hampton	2 3
										308 N Bucknell	1 3
										311 A Morgan St.	0 3
										316 N Saint Francis (PA)	0 3
						LAST 10 GAMES				320 A Norfolk St.	3 2
						210 H UMES	1 3			320 H Norfolk St.	2 3
						327 H Delaware St.	1 3			327 A Delaware St.	3 0
						299 A Hampton	0 3			327 H Delaware St.	1 3
						320 A Norfolk St.	3 2				
						166 H Howard	0 3				
						299 H Hampton	2 3				

Non-Div. I Games:

Coppin St.

Average RPI Win:	317	WON-LOST RECORD	WINNING PCT. RANK	LAST 10 GAMES	STRENGTH OF SCHEDULE	OPP. STRENGTH OF SCHEDULE	TEAM RPI	ADJ RPI	CONF. RPI	ADJ CONF. RPI					
DIV. I ONLY		3- 26	.10345 327	2- 8	318	314	329	.30259 329	29	29					
DIV. I NON-CONF.		2- 16	.11111 307	1- 1	313	321	328	.30795 329	29	29					
<hr/>															
TOTALS	RPI 1-25	RPI 26-50	W-L RECORDS		RPI 51-100	RPI 101-150	RPI 150+								
3- 26	0- 0	0- 0	OVERALL		0- 1	0- 0	3- 25								
3- 5	0- 0	0- 0	HOME		0- 0	0- 0	3- 5								
0- 15	0- 0	0- 0	AWAY		0- 0	0- 0	0- 15								
0- 6	0- 0	0- 0	NEUTRAL		0- 1	0- 0	0- 5								
<hr/>															
2- 16	0- 0	0- 0	NON-CONFERENCE		0- 1	0- 0	2- 15								
2- 1	0- 0	0- 0	HOME		0- 0	0- 0	2- 1								
0- 9	0- 0	0- 0	AWAY		0- 0	0- 0	0- 9								
0- 6	0- 0	0- 0	NEUTRAL		0- 1	0- 0	0- 5								
<hr/>															
1- 10	0- 0	0- 0	CONFERENCE		0- 0	0- 0	1- 10								
1- 4	0- 0	0- 0	HOME		0- 0	0- 0	1- 4								
0- 6	0- 0	0- 0	AWAY		0- 0	0- 0	0- 6								
0- 0	0- 0	0- 0	NEUTRAL		0- 0	0- 0	0- 0								
<hr/>															
RPI	S	Opponent	Score	RPI	S	Opponent	Score	RPI	S	Opponent	Score				
				97 N Towson 0 3				171 N East Carolina 0 3							
				175 H Sacred Heart 1 3				200 A Mercer 1 3							
				228 A Boston College 0 3				231 A LIU Brooklyn 0 3							
				231 H LIU Brooklyn 0 3				235 N USC Upstate 1 3							
				238 N Providence 0 3				240 A Lehigh 0 3							
				243 A Central Conn. St. 1 3				244 A Bryant 0 3							
				254 A Quinnipiac 1 3				255 A Robert Morris 0 3							
				255 H Robert Morris 0 3				265 H La Salle 2 3							
				274 A UMass Lowell 2 3				280 A Rider 0 3							
				280 N Rider 0 3				305 H NJIT 3 0							
				308 A Bucknell 0 3				309 A Manhattan 0 3							
				312 A St. Francis Brooklyn 2 3				312 H St. Francis Brooklyn 1 3							
				316 A Saint Francis (PA) 2 3				316 H Saint Francis (PA) 3 2							
				319 N Canisius 0 3				321 A Lafayette 1 3							
				LAST 10 GAMES											
				316 A Saint Francis (PA) 2 3				175 H Sacred Heart 1 3				312 H St. Francis Brooklyn 1 3			
				255 A Robert Morris 0 3				309 A Manhattan 0 3				316 A Saint Francis (PA) 2 3			
				312 H St. Francis Brooklyn 1 3				244 A Bryant 0 3				316 H Saint Francis (PA) 3 2			
				231 H LIU Brooklyn 0 3				243 A Central Conn. St. 1 3				319 N Canisius 0 3			
				305 H NJIT 3 0				316 H Saint Francis (PA) 3 2				321 A Lafayette 1 3			

Non-Div. I Games:

Fairleigh Dickinson

RPI	S	Opponent	Score	
331	H	Saint Peter's	3	0

Fairleigh Dickinson

F
a
i
r
l
e
i
g
h
D
i
c
k
i
n
s
o
n

F
a
i
r
l
e
i
g
h
D
i
c
k
i
n
s
o
n

Average RPI Win:	333	WON-LOST RECORD	WINNING PCT. RANK	LAST 10 GAMES	STRENGTH OF SCHEDULE	OPP. STRENGTH OF SCHEDULE	TEAM RPI	ADJ RPI	CONF. RPI	ADJ CONF. RPI		
Average RPI Loss:	258											
DIV. I ONLY		1- 25	.03846 331	1- 8	324	320	330	.27315 330	31	31		
DIV. I NON-CONF.		0- 17	0 322	0- 2	293	311	331	.29831 332	30	30		
<hr/>												
TOTALS	RPI 1-25	RPI 26-50		W-L RECORDS	RPI 51-100		RPI 101-150		RPI 150+			
1- 25	0- 0	0- 0		OVERALL	0- 0		0- 1		1- 24			
1- 8	0- 0	0- 0		HOME	0- 0		0- 0		1- 8			
0- 8	0- 0	0- 0		AWAY	0- 0		0- 0		0- 8			
0- 9	0- 0	0- 0		NEUTRAL	0- 0		0- 1		0- 8			
<hr/>												
0- 17	0- 0	0- 0		NON-CONFERENCE	0- 0		0- 1		0- 16			
0- 4	0- 0	0- 0		HOME	0- 0		0- 0		0- 4			
0- 4	0- 0	0- 0		AWAY	0- 0		0- 0		0- 4			
0- 9	0- 0	0- 0		NEUTRAL	0- 0		0- 1		0- 8			
<hr/>												
1- 8	0- 0	0- 0		CONFERENCE	0- 0		0- 0		1- 8			
1- 4	0- 0	0- 0		HOME	0- 0		0- 0		1- 4			
0- 4	0- 0	0- 0		AWAY	0- 0		0- 0		0- 4			
0- 0	0- 0	0- 0		NEUTRAL	0- 0		0- 0		0- 0			
<hr/>												
RPI S	Opponent	Score	RPI S	Opponent	Score	RPI S	Opponent	Score	RPI S	Opponent	Score	
									145 N	Austin Peay	0	3
									167 A	Georgia	0	3
									171 H	East Carolina	0	3
									183 N	Elon	0	3
									217 A	Florida A&M	0	3
									217 H	Florida A&M	0	3
									227 A	Ga. Southern	1	3
									227 H	Ga. Southern	1	3
									248 A	Alabama St.	0	3
									250 N	UNC Asheville	0	3
									261 N	San Francisco	0	3
									275 N	Troy	1	3
									281 H	Charleston So.	1	3
									281 H	Charleston So.	1	3
									281 N	Charleston So.	0	3
									288 A	Bethune-Cookman	0	3
									288 H	Bethune-Cookman	0	3
									290 N	Jacksonville St.	0	3
									294 A	The Citadel	0	3
									294 N	The Citadel	0	3
									300 A	N.C. A&T	1	3
									300 H	N.C. A&T	0	3
									310 N	Chicago St.	0	3
									324 A	N.C. Central	1	3
									324 H	N.C. Central	0	3
333 H	South Carolina St.	3	1									
									LAST 10 GAMES			
									281 H	Charleston So.	1	3
									324 A	N.C. Central	1	3
									300 A	N.C. A&T	1	3
									227 H	Ga. Southern	1	3
217 H	Florida A&M	0	3									
									288 H Bethune-Cookman 0 3			
									333 H South Carolina St. 3 1			
									324 H N.C. Central 0 3			
									300 H N.C. A&T 0 3			
									217 A Florida A&M 0 3			

Non-Div. I Games:

Savannah St.

Average RPI Win:		0	WON-LOST		WINNING		LAST 10		STRENGTH OF		OPP. STRENGTH		TEAM		ADJ		CONF.		ADJ CONF.	
Average RPI Loss:		274	RECORD		PCT. RANK		GAMES		SCHEDULE		OF SCHEDULE		RPI		RPI		RPI		RPI	
DIV. I ONLY			0- 21		0 333		0- 10		319		329		331		.26208		331		30	
DIV. I NON-CONF.			0- 7		0 322		0- 0		332		331		334		.23258		334		31	
TOTALS		RPI 1-25		RPI 26-50		W-L RECORDS		RPI 51-100		RPI 101-150		RPI 150+								
0- 21		0- 0		0- 0		OVERALL		0- 0		0- 0		0- 21								
0- 8		0- 0		0- 0		HOME		0- 0		0- 0		0- 8								
0- 12		0- 0		0- 0		AWAY		0- 0		0- 0		0- 12								
0- 1		0- 0		0- 0		NEUTRAL		0- 0		0- 0		0- 1								
0- 7		0- 0		0- 0		NON-CONFERENCE		0- 0		0- 0		0- 7								
0- 1		0- 0		0- 0		HOME		0- 0		0- 0		0- 1								
0- 5		0- 0		0- 0		AWAY		0- 0		0- 0		0- 5								
0- 1		0- 0		0- 0		NEUTRAL		0- 0		0- 0		0- 1								
0- 14		0- 0		0- 0		CONFERENCE		0- 0		0- 0		0- 14								
0- 7		0- 0		0- 0		HOME		0- 0		0- 0		0- 7								
0- 7		0- 0		0- 0		AWAY		0- 0		0- 0		0- 7								
0- 0		0- 0		0- 0		NEUTRAL		0- 0		0- 0		0- 0								
RPI	S	Opponent		Score		RPI	S	Opponent		Score		RPI	S	Opponent		Score				

Average RPI Win:	334	WON-LOST	WINNING	LAST 10	STRENGTH OF	OPP. STRENGTH	TEAM	ADJ	CONF.	ADJ CONF.									
Average RPI Loss:	282	RECORD	PCT. RANK	GAMES	SCHEDULE	OF SCHEDULE	RPI	RPI	RPI	RPI									
DIV. I ONLY		1- 17	.05556	329	1- 9	328	334	332	.25899	332	32	32							
DIV. I NON-CONF.		0- 7	0	322	0- 0	226	332	325	.32461	325	32	32							
<hr/>																			
TOTALS	RPI 1-25	RPI 26-50		W-L RECORDS		RPI 51-100		RPI 101-150		RPI 150+									
1- 17	0- 0	0- 0		OVERALL		0- 0		0- 1		1- 16									
1- 6	0- 0	0- 0		HOME		0- 0		0- 0		1- 6									
0- 7	0- 0	0- 0		AWAY		0- 0		0- 0		0- 7									
0- 4	0- 0	0- 0		NEUTRAL		0- 0		0- 1		0- 3									
<hr/>																			
0- 7	0- 0	0- 0		NON-CONFERENCE		0- 0		0- 1		0- 6									
0- 1	0- 0	0- 0		HOME		0- 0		0- 0		0- 1									
0- 2	0- 0	0- 0		AWAY		0- 0		0- 0		0- 2									
0- 4	0- 0	0- 0		NEUTRAL		0- 0		0- 1		0- 3									
<hr/>																			
1- 10	0- 0	0- 0		CONFERENCE		0- 0		0- 0		1- 10									
1- 5	0- 0	0- 0		HOME		0- 0		0- 0		1- 5									
0- 5	0- 0	0- 0		AWAY		0- 0		0- 0		0- 5									
0- 0	0- 0	0- 0		NEUTRAL		0- 0		0- 0		0- 0									
<hr/>																			
RPI	S	Opponent	Score	RPI	S	Opponent	Score	RPI	S	Opponent	Score								
								149	N	North Dakota	0	3							
								233	N	Oral Roberts	0	3							
								248	H	Alabama St.	0	3							
								251	N	Incarnate Word	0	3							
								252	A	Texas Southern	0	3							
								253	A	Central Ark.	0	3							
								277	N	La.-Monroe	0	3							
								290	A	Jacksonville St.	0	3							
								290	H	Jacksonville St.	0	3							
								302	A	Prairie View	0	3							
								317	A	Southern U.	1	3							
								317	H	Southern U.	0	3							
								322	A	Ark.-Pine Bluff	1	3							
								322	H	Ark.-Pine Bluff	1	3							
								325	H	Jackson St.	0	3							
								326	A	Grambling	0	3							
								326	H	Grambling	0	3							
								334	H	Mississippi Val.	3	0							
								<hr/>											
								LAST 10 GAMES											
326 H Grambling				0	3	325 H Jackson St.				0	3								
322 H Ark.-Pine Bluff				1	3	334 H Mississippi Val.				3	0								
317 A Southern U.				1	3	322 A Ark.-Pine Bluff				1	3								
302 A Prairie View				0	3	326 A Grambling				0	3								
252 A Texas Southern				0	3	317 H Southern U.				0	3								

Non-Div. I Games: Albany St. (GA) 3 2 Miles 1 3

Alcorn

Average RPI Win:	0	WON-LOST	WINNING	LAST 10	STRENGTH OF	OPP. STRENGTH	TEAM	ADJ	CONF.	ADJ CONF.							
Average RPI Loss:	262	RECORD	PCT. RANK	GAMES	SCHEDULE	OF SCHEDULE	RPI	RPI	RPI	RPI							
DIV. I ONLY		0- 24	0 333	0- 10	326	325	333	.25619	333	31	31						
DIV. I NON-CONF.		0- 13	0 322	0- 1	296	312	332	.29887	331	30	30						
<hr/>																	
TOTALS	RPI 1-25	RPI 26-50		W-L RECORDS		RPI 51-100		RPI 101-150		RPI 150+							
0- 24	0- 0	0- 0		OVERALL		0- 0		0- 0		0- 24							
0- 7	0- 0	0- 0		HOME		0- 0		0- 0		0- 7							
0- 9	0- 0	0- 0		AWAY		0- 0		0- 0		0- 9							
0- 8	0- 0	0- 0		NEUTRAL		0- 0		0- 0		0- 8							
<hr/>																	
0- 13	0- 0	0- 0		NON-CONFERENCE		0- 0		0- 0		0- 13							
0- 3	0- 0	0- 0		HOME		0- 0		0- 0		0- 3							
0- 3	0- 0	0- 0		AWAY		0- 0		0- 0		0- 3							
0- 7	0- 0	0- 0		NEUTRAL		0- 0		0- 0		0- 7							
<hr/>																	
0- 11	0- 0	0- 0		CONFERENCE		0- 0		0- 0		0- 11							
0- 4	0- 0	0- 0		HOME		0- 0		0- 0		0- 4							
0- 6	0- 0	0- 0		AWAY		0- 0		0- 0		0- 6							
0- 1	0- 0	0- 0		NEUTRAL		0- 0		0- 0		0- 1							
<hr/>																	
RPI S	Opponent	Score	RPI S	Opponent	Score	RPI S	Opponent	Score	RPI S	Opponent	Score						
									161 A	Chattanooga	0 3						
									171 N	East Carolina	0 3						
									171 N	East Carolina	0 3						
									184 N	Navy	0 3						
									195 A	Campbell	0 3						
									210 A	UMES	0 3						
									217 A	Florida A&M	0 3						
									217 H	Florida A&M	0 3						
									242 A	Georgia St.	0 3						
									278 N	Cal St. Fullerton	0 3						
									279 H	Gardner-Webb	0 3						
									280 N	Rider	0 3						
									281 H	Charleston So.	0 3						
									288 A	Bethune-Cookman	0 3						
									288 H	Bethune-Cookman	0 3						
									294 H	The Citadel	1 3						
									300 A	N.C. A&T	1 3						
									300 H	N.C. A&T	0 3						
									303 N	Presbyterian	0 3						
									320 N	Norfolk St.	0 3						
									324 A	N.C. Central	0 3						
												LAST 10 GAMES			324 H	N.C. Central	1 3
															330 A	Savannah St.	1 3
															330 A	Savannah St.	1 3
															334 N	Mississippi Val.	2 3
300 A	N.C. A&T	1 3															
						324 A	N.C. Central	1 3									
						288 H	Bethune-Cookman	0 3									
						217 H	Florida A&M	0 3									
						294 H	The Citadel	1 3									
						217 A	Florida A&M	0 3									

Non-Div. I Games:

South Carolina St.

Average RPI Win:	333	WON-LOST	WINNING	LAST 10	STRENGTH OF	OPP. STRENGTH	TEAM	ADJ	CONF.	ADJ CONF.			
Average RPI Loss:	291	RECORD	PCT. RANK	GAMES	SCHEDULE	OF SCHEDULE	RPI	RPI	RPI	RPI			
DIV. I ONLY		1- 21	.04545	330	0- 10	333	333	334	.23407	334	32	32	
DIV. I NON-CONF.		1- 8	.11111	307	0- 2	331	334	333	.26264	333	32	32	
<hr/>													
TOTALS	RPI 1-25	RPI 26-50		W-L RECORDS		RPI 51-100		RPI 101-150		RPI 150+			
1- 21	0- 0	0- 0		OVERALL		0- 0		0- 0		1- 21			
0- 9	0- 0	0- 0		HOME		0- 0		0- 0		0- 9			
0- 8	0- 0	0- 0		AWAY		0- 0		0- 0		0- 8			
1- 4	0- 0	0- 0		NEUTRAL		0- 0		0- 0		1- 4			
<hr/>													
1- 8	0- 0	0- 0		NON-CONFERENCE		0- 0		0- 0		1- 8			
0- 2	0- 0	0- 0		HOME		0- 0		0- 0		0- 2			
0- 2	0- 0	0- 0		AWAY		0- 0		0- 0		0- 2			
1- 4	0- 0	0- 0		NEUTRAL		0- 0		0- 0		1- 4			
<hr/>													
0- 13	0- 0	0- 0		CONFERENCE		0- 0		0- 0		0- 13			
0- 7	0- 0	0- 0		HOME		0- 0		0- 0		0- 7			
0- 6	0- 0	0- 0		AWAY		0- 0		0- 0		0- 6			
0- 0	0- 0	0- 0		NEUTRAL		0- 0		0- 0		0- 0			
<hr/>													
RPI	S	Opponent	Score	RPI	S	Opponent	Score	RPI	S	Opponent	Score		
								161	A	Chattanooga	0	3	
								248	A	Alabama St.	0	3	
								248	H	Alabama St.	0	3	
								252	A	Texas Southern	0	3	
								252	H	Texas Southern	0	3	
								278	N	Cal St. Fullerton	0	3	
								282	N	UAB	0	3	
								290	A	Jacksonville St.	0	3	
								290	H	Jacksonville St.	0	3	
								302	A	Prairie View	0	3	
								302	H	Prairie View	0	3	
								303	N	Presbyterian	0	3	
								314	H	Nicholls St.	0	3	
								317	A	Southern U.	0	3	
								318	A	Alabama A&M	0	3	
								318	H	Alabama A&M	1	3	
								322	H	Ark.-Pine Bluff	1	3	
								323	N	New Orleans	0	3	
								325	H	Jackson St.	1	3	
								326	H	Grambling	1	3	
								332	A	Alcorn	0	3	
								333	N	South Carolina St.	3	2	
LAST 10 GAMES													
248 H Alabama St.				0	3	322 H Ark.-Pine Bluff				1	3		
318 H Alabama A&M				1	3	326 H Grambling				1	3		
302 A Prairie View				0	3	317 A Southern U.				0	3		
252 A Texas Southern				0	3	332 A Alcorn				0	3		
290 H Jacksonville St.				0	3	314 H Nicholls St.				0	3		

Non-Div. I Games:	Mississippi Col.	0	3	Tuskegee	3	1
-------------------	------------------	---	---	----------	---	---

Mississippi Val.