

| Average RPI Win: | 61 | WON-LOST RECORD | WINNING PCT. RANK | LAST 10 GAMES | STRENGTH OF SCHEDULE | OPP. STRENGTH OF SCHEDULE | TEAM RPI | ADJ RPI | CONF. RPI | ADJ CONF. RPI | | |
|-------------------|--------------|-----------------|-------------------|----------------|----------------------|---------------------------|----------|-------------|-----------|---------------|-------|---|
| Average RPI Loss: | 24 | | | | | | | | | | | |
| DIV. I ONLY | | 18- 1 | .94737 | 2 | 9- 1 | 9 | 1 | 1 | .74584 | 1 | 1 | 1 |
| DIV. I NON-CONF. | | 9- 0 | 1 | 1 | 0- 0 | 70 | 4 | 8 | .70264 | 8 | 1 | 1 |
| <hr/> | | | | | | | | | | | | |
| TOTALS | RPI 1-25 | RPI 26-50 | | W-L RECORDS | | RPI 51-100 | | RPI 101-150 | | RPI 150+ | | |
| 18- 1 | 9- 1 | 2- 0 | | OVERALL | | 3- 0 | | 2- 0 | | 2- 0 | | |
| 9- 1 | 4- 1 | 1- 0 | | HOME | | 2- 0 | | 1- 0 | | 1- 0 | | |
| 6- 0 | 3- 0 | 1- 0 | | AWAY | | 1- 0 | | 1- 0 | | 0- 0 | | |
| 3- 0 | 2- 0 | 0- 0 | | NEUTRAL | | 0- 0 | | 0- 0 | | 1- 0 | | |
| 9- 0 | 3- 0 | 1- 0 | | NON-CONFERENCE | | 1- 0 | | 2- 0 | | 2- 0 | | |
| 5- 0 | 1- 0 | 1- 0 | | HOME | | 1- 0 | | 1- 0 | | 1- 0 | | |
| 1- 0 | 0- 0 | 0- 0 | | AWAY | | 0- 0 | | 1- 0 | | 0- 0 | | |
| 3- 0 | 2- 0 | 0- 0 | | NEUTRAL | | 0- 0 | | 0- 0 | | 1- 0 | | |
| 9- 1 | 6- 1 | 1- 0 | | CONFERENCE | | 2- 0 | | 0- 0 | | 0- 0 | | |
| 4- 1 | 3- 1 | 0- 0 | | HOME | | 1- 0 | | 0- 0 | | 0- 0 | | |
| 5- 0 | 3- 0 | 1- 0 | | AWAY | | 1- 0 | | 0- 0 | | 0- 0 | | |
| 0- 0 | 0- 0 | 0- 0 | | NEUTRAL | | 0- 0 | | 0- 0 | | 0- 0 | | |
| RPI S | Opponent | Score | RPI S | Opponent | Score | RPI S | Opponent | Score | RPI S | Opponent | Score | |
| 2 H | Wisconsin | 3 0 | 48 A | Illinois | 3 0 | 58 H | Indiana | 3 0 | 105 H | Oregon St. | 3 0 | |
| 3 N | Texas | 3 0 | 49 H | Iowa St. | 3 0 | 65 H | Gonzaga | 3 0 | 148 A | New Mexico | 3 0 | |
| 4 H | Minnesota | 3 2 | | | | 97 A | Maryland | 3 0 | 198 N | Arkansas | 3 0 | |
| 6 A | Michigan | 3 0 | | | | | | | 226 H | Montana St. | 3 0 | |
| 8 N | Florida | 3 1 | | | | | | | | | | |
| 14 A | Michigan St. | 3 2 | | | | | | | | | | |
| 18 H | Purdue | 3 0 | | | | | | | | | | |
| 19 H | Creighton | 3 1 | | | | | | | | | | |
| 24 A | Ohio St. | 3 1 | | | | | | | | | | |
| 24 H | Ohio St. | 1 3 | | | | | | | | | | |
| | | | LAST 10 GAMES | | | | | | | | | |
| | 4 H | Minnesota | 3 2 | 58 H | Indiana | 3 0 | | | | | | |
| | 2 H | Wisconsin | 3 0 | 24 H | Ohio St. | 1 3 | | | | | | |
| | 97 A | Maryland | 3 0 | 48 A | Illinois | 3 0 | | | | | | |
| | 24 A | Ohio St. | 3 1 | 14 A | Michigan St. | 3 2 | | | | | | |
| | 18 H | Purdue | 3 0 | 6 A | Michigan | 3 0 | | | | | | |

Non-Div. I Games:

Nebraska

| Average RPI Win: | | 52 | WON-LOST RECORD | | WINNING PCT. RANK | | LAST 10 GAMES | | STRENGTH OF SCHEDULE | | OPP. STRENGTH OF SCHEDULE | | TEAM RPI | ADJ RPI | CONF. RPI | ADJ CONF. RPI | |
|------------------|---|----------------|-----------------|-----------|-------------------|-------------------|---------------|------------|----------------------|-------------|---------------------------|-------------------|----------|--------------------|-----------|---------------|---|
| DIV. I ONLY | | | 16- 3 | | .84211 14 | | 8- 2 | | 2 | | 2 | | 3 | .73955 | 2 | 1 | 1 |
| DIV. I NON-CONF. | | | 8- 1 | | .88889 17 | | 0- 0 | | 1 | | 1 | | 1 | .76463 | 1 | 1 | 1 |
| TOTALS | | RPI 1-25 | | RPI 26-50 | | W-L RECORDS | | RPI 51-100 | | RPI 101-150 | | RPI 150+ | | | | | |
| 16- 3 | | 6- 3 | | 4- 0 | | OVERALL | | 4- 0 | | 1- 0 | | 1- 0 | | | | | |
| 5- 1 | | 2- 1 | | 1- 0 | | HOME | | 2- 0 | | 0- 0 | | 0- 0 | | | | | |
| 8- 2 | | 3- 2 | | 2- 0 | | AWAY | | 2- 0 | | 0- 0 | | 1- 0 | | | | | |
| 3- 0 | | 1- 0 | | 1- 0 | | NEUTRAL | | 0- 0 | | 1- 0 | | 0- 0 | | | | | |
| 8- 1 | | 3- 1 | | 3- 0 | | NON-CONFERENCE | | 1- 0 | | 1- 0 | | 0- 0 | | | | | |
| 2- 0 | | 1- 0 | | 0- 0 | | HOME | | 1- 0 | | 0- 0 | | 0- 0 | | | | | |
| 3- 1 | | 1- 1 | | 2- 0 | | AWAY | | 0- 0 | | 0- 0 | | 0- 0 | | | | | |
| 3- 0 | | 1- 0 | | 1- 0 | | NEUTRAL | | 0- 0 | | 1- 0 | | 0- 0 | | | | | |
| 8- 2 | | 3- 2 | | 1- 0 | | CONFERENCE | | 3- 0 | | 0- 0 | | 1- 0 | | | | | |
| 3- 1 | | 1- 1 | | 1- 0 | | HOME | | 1- 0 | | 0- 0 | | 0- 0 | | | | | |
| 5- 1 | | 2- 1 | | 0- 0 | | AWAY | | 2- 0 | | 0- 0 | | 1- 0 | | | | | |
| 0- 0 | | 0- 0 | | 0- 0 | | NEUTRAL | | 0- 0 | | 0- 0 | | 0- 0 | | | | | |
| RPI | S | Opponent | | Score | | RPI | S | Opponent | | Score | | RPI | S | Opponent | | Score | |
| 1 | A | Nebraska | | 0 3 | | 34 | A | Hawaii | | 3 1 | | 57 | A | Iowa | | 3 0 | |
| 3 | A | Texas | | 3 2 | | 36 | N | Arizona | | 3 0 | | 58 | A | Indiana | | 3 0 | |
| 4 | H | Minnesota | | 0 3 | | 39 | A | Texas A&M | | 3 0 | | 66 | H | A&M-Corpus Christi | | 3 0 | |
| 5 | H | San Diego | | 3 0 | | 48 | H | Illinois | | 3 1 | | 97 | H | Maryland | | 3 0 | |
| 6 | A | Michigan | | 3 2 | | | | | | | | | | | | | |
| 9 | A | North Carolina | | 2 3 | | | | | | | | | | | | | |
| 17 | N | Kansas St. | | 3 0 | | | | | | | | | | | | | |
| 18 | A | Purdue | | 3 2 | | | | | | | | | | | | | |
| 24 | H | Ohio St. | | 3 0 | | | | | | | | | | | | | |
| | | | | | | LAST 10 GAMES | | | | | | | | | | | |
| | | | | | | 57 A Iowa 3 0 | | | | | | 195 A Rutgers 3 0 | | | | | |
| | | | | | | 1 A Nebraska 0 3 | | | | | | 58 A Indiana 3 0 | | | | | |
| | | | | | | 6 A Michigan 3 2 | | | | | | 18 A Purdue 3 2 | | | | | |
| | | | | | | 4 H Minnesota 0 3 | | | | | | 97 H Maryland 3 0 | | | | | |
| | | | | | | 48 H Illinois 3 1 | | | | | | 24 H Ohio St. 3 0 | | | | | |

Non-Div. I Games:

Wisconsin

**T
e
x
a
s**

Texas

| Average RPI Win: | 65 | WON-LOST RECORD | WINNING PCT. RANK | LAST 10 GAMES | STRENGTH OF SCHEDULE | OPP. STRENGTH OF SCHEDULE | TEAM RPI | ADJ RPI | CONF. RPI | ADJ CONF. RPI | | |
|------------------|----------|-----------------|-------------------|----------------|----------------------|---------------------------|----------|-------------|-----------|---------------|-------|---|
| DIV. I ONLY | | 15- 4 | .78947 | 31 | 7- 3 | 1 | 4 | 4 | .7154 | 4 | 1 | 1 |
| DIV. I NON-CONF. | | 8- 1 | .88889 | 17 | 0- 0 | 4 | 17 | 2 | .73285 | 2 | 1 | 1 |
| <hr/> | | | | | | | | | | | | |
| TOTALS | RPI 1-25 | RPI 26-50 | | W-L RECORDS | | RPI 51-100 | | RPI 101-150 | | RPI 150+ | | |
| 15- 4 | 5- 4 | 2- 0 | | OVERALL | | 3- 0 | | 4- 0 | | 1- 0 | | |
| 6- 0 | 1- 0 | 0- 0 | | HOME | | 1- 0 | | 3- 0 | | 1- 0 | | |
| 5- 4 | 3- 4 | 0- 0 | | AWAY | | 2- 0 | | 0- 0 | | 0- 0 | | |
| 4- 0 | 1- 0 | 2- 0 | | NEUTRAL | | 0- 0 | | 1- 0 | | 0- 0 | | |
| 8- 1 | 2- 1 | 2- 0 | | NON-CONFERENCE | | 0- 0 | | 4- 0 | | 0- 0 | | |
| 3- 0 | 0- 0 | 0- 0 | | HOME | | 0- 0 | | 3- 0 | | 0- 0 | | |
| 1- 1 | 1- 1 | 0- 0 | | AWAY | | 0- 0 | | 0- 0 | | 0- 0 | | |
| 4- 0 | 1- 0 | 2- 0 | | NEUTRAL | | 0- 0 | | 1- 0 | | 0- 0 | | |
| 7- 3 | 3- 3 | 0- 0 | | CONFERENCE | | 3- 0 | | 0- 0 | | 1- 0 | | |
| 3- 0 | 1- 0 | 0- 0 | | HOME | | 1- 0 | | 0- 0 | | 1- 0 | | |
| 4- 3 | 2- 3 | 0- 0 | | AWAY | | 2- 0 | | 0- 0 | | 0- 0 | | |
| 0- 0 | 0- 0 | 0- 0 | | NEUTRAL | | 0- 0 | | 0- 0 | | 0- 0 | | |
| RPI | S | Opponent | Score | RPI | S | Opponent | Score | RPI | S | Opponent | Score | |
| 1 | A | Nebraska | 2 3 | 27 | N | Florida St. | 3 1 | 57 | A | Iowa | 3 2 | |
| 2 | A | Wisconsin | 3 0 | 39 | N | Texas A&M | 3 0 | 103 | H | Green Bay | 3 0 | |
| 5 | N | San Diego | 3 1 | | | | | 107 | H | Toledo | 3 0 | |
| 9 | A | North Carolina | 3 1 | | | | | 131 | N | Louisville | 3 0 | |
| 12 | A | Stanford | 1 3 | | | | | 149 | H | North Dakota | 3 1 | |
| 14 | A | Michigan St. | 2 3 | | | | | 153 | H | Northwestern | 3 0 | |
| 18 | A | Purdue | 3 0 | | | | | | | | | |
| 22 | A | Penn St. | 2 3 | | | | | | | | | |
| 24 | H | Ohio St. | 3 1 | | | | | | | | | |
| <hr/> | | | | | | | | | | | | |
| LAST 10 GAMES | | | | | | | | | | | | |
| 1 | A | Nebraska | 2 3 | 22 | A | Penn St. | 2 3 | | | | | |
| 57 | A | Iowa | 3 2 | 18 | A | Purdue | 3 0 | | | | | |
| 14 | A | Michigan St. | 2 3 | 58 | A | Indiana | 3 0 | | | | | |
| 2 | A | Wisconsin | 3 0 | 24 | H | Ohio St. | 3 1 | | | | | |
| 153 | H | Northwestern | 3 0 | 97 | H | Maryland | 3 0 | | | | | |

Non-Div. I Games:

Minnesota

| Average RPI Win: | | 91 | WON-LOST RECORD | | WINNING PCT. RANK | | LAST 10 GAMES | | STRENGTH OF SCHEDULE | | OPP. STRENGTH OF SCHEDULE | | TEAM RPI | ADJ RPI | | CONF. RPI | ADJ CONF. RPI |
|------------------|-----------|----------|-----------------|-----------|-------------------|----------------|---------------|------------|----------------------|-------------|---------------------------|----------|----------|-----------|--|-----------|---------------|
| DIV. I ONLY | | | 19- 2 | | .90476 4 | | 10- 0 | | 26 | | 13 | | 5 | .69203 5 | | 5 | 5 |
| DIV. I NON-CONF. | | | 9- 2 | | .81818 33 | | 0- 0 | | 21 | | 6 | | 13 | .68833 10 | | 4 | 4 |
| TOTALS | | RPI 1-25 | | RPI 26-50 | | W-L RECORDS | | RPI 51-100 | | RPI 101-150 | | RPI 150+ | | | | | |
| 19- 2 | | 3- 2 | | 2- 0 | | OVERALL | | 7- 0 | | 4- 0 | | 3- 0 | | | | | |
| 13- 0 | | 2- 0 | | 2- 0 | | HOME | | 3- 0 | | 3- 0 | | 3- 0 | | | | | |
| 5- 1 | | 1- 1 | | 0- 0 | | AWAY | | 3- 0 | | 1- 0 | | 0- 0 | | | | | |
| 1- 1 | | 0- 1 | | 0- 0 | | NEUTRAL | | 1- 0 | | 0- 0 | | 0- 0 | | | | | |
| 9- 2 | | 2- 2 | | 2- 0 | | NON-CONFERENCE | | 3- 0 | | 0- 0 | | 2- 0 | | | | | |
| 6- 0 | | 1- 0 | | 2- 0 | | HOME | | 1- 0 | | 0- 0 | | 2- 0 | | | | | |
| 2- 1 | | 1- 1 | | 0- 0 | | AWAY | | 1- 0 | | 0- 0 | | 0- 0 | | | | | |
| 1- 1 | | 0- 1 | | 0- 0 | | NEUTRAL | | 1- 0 | | 0- 0 | | 0- 0 | | | | | |
| 10- 0 | | 1- 0 | | 0- 0 | | CONFERENCE | | 4- 0 | | 4- 0 | | 1- 0 | | | | | |
| 7- 0 | | 1- 0 | | 0- 0 | | HOME | | 2- 0 | | 3- 0 | | 1- 0 | | | | | |
| 3- 0 | | 0- 0 | | 0- 0 | | AWAY | | 2- 0 | | 1- 0 | | 0- 0 | | | | | |
| 0- 0 | | 0- 0 | | 0- 0 | | NEUTRAL | | 0- 0 | | 0- 0 | | 0- 0 | | | | | |
| RPI S | Opponent | | Score | | RPI S | Opponent | | Score | | RPI S | Opponent | | Score | | | | |
| 2 A | Wisconsin | | 0 3 | | 40 H | Colorado | | 3 0 | | 54 A | Loyola Marymount | | 3 2 | | | | |
| 4 N | Minnesota | | 1 3 | | 46 H | Long Beach St. | | 3 1 | | 54 H | Loyola Marymount | | 3 1 | | | | |
| 10 H | UCLA | | 3 1 | | | | | | | 61 H | Pacific | | 3 2 | | | | |
| 11 H | BYU | | 3 0 | | | | | | | 65 A | Gonzaga | | 3 0 | | | | |
| 12 A | Stanford | | 3 2 | | | | | | | 66 N | A&M-Corpus Christi | | 3 0 | | | | |
| | | | | | | | | | | 71 A | San Diego St. | | 3 0 | | | | |
| | | | | | | | | | | 76 H | UC Santa Barbara | | 3 0 | | | | |
| | | | | | | | | | | | | | | | | | |
| | | | | | | | | | | | | | | | | | |
| | | | | | | | | | | | | | | | | | |
| | | | | | | | | | | | | | | | | | |
| | | | | | | | | | | | | | | | | | |
| | | | | | | | | | | | | | | | | | |
| | | | | | | | | | | | | | | | | | |
| | | | | | | | | | | | | | | | | | |
| | | | | | | | | | | | | | | | | | |
| | | | | | | | | | | | | | | | | | |
| | | | | | | | | | | | | | | | | | |
| | | | | | | | | | | | | | | | | | |
| | | | | | | | | | | | | | | | | | |
| | | | | | | | | | | | | | | | | | |
| | | | | | | | | | | | | | | | | | |
| | | | | | | | | | | | | | | | | | |
| | | | | | | | | | | | | | | | | | |
| | | | | | | | | | | | | | | | | | |
| | | | | | | | | | | | | | | | | | |
| | | | | | | | | | | | | | | | | | |
| | | | | | | | | | | | | | | | | | |
| | | | | | | | | | | | | | | | | | |
| | | | | | | | | | | | | | | | | | |
| | | | | | | | | | | | | | | | | | |
| | | | | | | | | | | | | | | | | | |
| | | | | | | | | | | | | | | | | | |
| | | | | | | | | | | | | | | | | | |
| | | | | | | | | | | | | | | | | | |
| | | | | | | | | | | | | | | | | | |
| | | | | | | | | | | | | | | | | | |
| | | | | | | | | | | | | | | | | | |
| | | | | | | | | | | | | | | | | | |
| | | | | | | | | | | | | | | | | | |
| | | | | | | | | | | | | | | | | | |
| | | | | | | | | | | | | | | | | | |
| | | | | | | | | | | | | | | | | | |
| | | | | | | | | | | | | | | | | | |
| | | | | | | | | | | | | | | | | | |
| | | | | | | | | | | | | | | | | | |
| | | | | | | | | | | | | | | | | | |
| | | | | | | | | | | | | | | | | | |
| | | | | | | | | | | | | | | | | | |
| | | | | | | | | | | | | | | | | | |
| | | | | | | | | | | | | | | | | | |
| | | | | | | | | | | | | | | | | | |
| | | | | | | | | | | | | | </ | | | | |

| Average RPI Win: 99 | | WON-LOST | WINNING | LAST 10 | STRENGTH OF | | OPP. STRENGTH | TEAM | ADJ | CONF. | ADJ CONF. |
|----------------------|--------------|----------|-----------|---------------|----------------|-------|---------------|-------|-------------|---------------|-----------|
| Average RPI Loss: 17 | | RECORD | PCT. RANK | GAMES | SCHEDULE | | OF SCHEDULE | RPI | RPI | RPI | RPI |
| DIV. I ONLY | | 18- 4 | .81818 | 19 | 7- 3 | | 8 | 31 | 7 | .68879 | 6 |
| DIV. I NON-CONF. | | 11- 1 | .91667 | 8 | 0- 0 | | 11 | 77 | 5 | .7094 | 5 |
| TOTALS | | RPI 1-25 | RPI 26-50 | | W-L RECORDS | | RPI 51-100 | | RPI 101-150 | | RPI 150+ |
| 18- 4 | | 3- 3 | 3- 1 | | OVERALL | | 6- 0 | | 1- 0 | | 5- 0 |
| 10- 2 | | 2- 2 | 1- 0 | | HOME | | 5- 0 | | 0- 0 | | 2- 0 |
| 4- 2 | | 1- 1 | 0- 1 | | AWAY | | 1- 0 | | 0- 0 | | 2- 0 |
| 4- 0 | | 0- 0 | 2- 0 | | NEUTRAL | | 0- 0 | | 1- 0 | | 1- 0 |
| 11- 1 | | 1- 0 | 3- 1 | | NON-CONFERENCE | | 3- 0 | | 1- 0 | | 3- 0 |
| 6- 0 | | 0- 0 | 1- 0 | | HOME | | 3- 0 | | 0- 0 | | 2- 0 |
| 1- 1 | | 1- 0 | 0- 1 | | AWAY | | 0- 0 | | 0- 0 | | 0- 0 |
| 4- 0 | | 0- 0 | 2- 0 | | NEUTRAL | | 0- 0 | | 1- 0 | | 1- 0 |
| 7- 3 | | 2- 3 | 0- 0 | | CONFERENCE | | 3- 0 | | 0- 0 | | 2- 0 |
| 4- 2 | | 2- 2 | 0- 0 | | HOME | | 2- 0 | | 0- 0 | | 0- 0 |
| 3- 1 | | 0- 1 | 0- 0 | | AWAY | | 1- 0 | | 0- 0 | | 2- 0 |
| 0- 0 | | 0- 0 | 0- 0 | | NEUTRAL | | 0- 0 | | 0- 0 | | 0- 0 |
| RPI S | Opponent | Score | RPI S | Opponent | Score | RPI S | Opponent | Score | RPI S | Opponent | Score |
| 1 H | Nebraska | 0 3 | 38 N | Coastal Caro. | 3 0 | 53 H | UNI | 3 0 | 135 N | American | 3 0 |
| 2 H | Wisconsin | 2 3 | 42 A | Pittsburgh | 2 3 | 57 H | Iowa | 3 1 | 153 A | Northwestern | 3 0 |
| 17 A | Kansas St. | 3 1 | 43 N | Georgia Tech | 3 1 | 92 H | Auburn | 3 0 | 186 H | Colgate | 3 1 |
| 22 A | Penn St. | 0 3 | 45 H | Miami (OH) | 3 0 | 97 A | Maryland | 3 2 | 195 A | Rutgers | 3 0 |
| 22 H | Penn St. | 3 2 | | | | 97 H | Maryland | 3 1 | 211 N | Tennessee St. | 3 0 |
| 24 H | Ohio St. | 3 1 | | | | 100 H | Saint Louis | 3 0 | 215 H | Eastern Mich. | 3 0 |
| LAST 10 GAMES | | | | | | | | | | | |
| 22 H | Penn St. | 3 2 | 97 H | Maryland | 3 1 | | | | | | |
| 97 A | Maryland | 3 2 | 22 A | Penn St. | 0 3 | | | | | | |
| 2 H | Wisconsin | 2 3 | 195 A | Rutgers | 3 0 | | | | | | |
| 153 A | Northwestern | 3 0 | 57 H | Iowa | 3 1 | | | | | | |
| 24 H | Ohio St. | 3 1 | 1 H | Nebraska | 0 3 | | | | | | |

Non-Div. I Games:

Michigan

| | | | | | | | | | | | |
|------------------|----------------|--------------------|-----------------------|---------------------|-------------------------|------------------------------|---------------|------------|--------------|------------------|-------|
| Average RPI Win: | 86 | WON-LOST RECORD | WINNING PCT. RANK | LAST 10 GAMES | STRENGTH OF SCHEDULE | OPP. STRENGTH OF SCHEDULE | TEAM RPI | ADJ RPI | CONF. RPI | ADJ CONF. RPI | |
| DIV. I ONLY | | 18-2 | .9 5 | 8-2 | 29 | 14 | 6 | .68549 | 7 | 2 2 | |
| DIV. I NON-CONF. | | 10-0 | 1 1 | 0-0 | 43 | 59 | 9 | .69189 | 9 | 2 2 | |
| <hr/> | | | | | | | | | | | |
| TOTALS | RPI 1-25 | RPI 26-50 | | W-L RECORDS | RPI 51-100 | | RPI 101-150 | | RPI 150+ | | |
| 18-2 | 2-2 | 4-0 | | OVERALL | 5-0 | | 6-0 | | 1-0 | | |
| 5-2 | 1-2 | 1-0 | | HOME | 1-0 | | 1-0 | | 1-0 | | |
| 9-0 | 1-0 | 3-0 | | AWAY | 1-0 | | 4-0 | | 0-0 | | |
| 4-0 | 0-0 | 0-0 | | NEUTRAL | 3-0 | | 1-0 | | 0-0 | | |
| <hr/> | | | | | | | | | | | |
| 10-0 | 0-0 | 1-0 | | NON-CONFERENCE | 5-0 | | 3-0 | | 1-0 | | |
| 2-0 | 0-0 | 0-0 | | HOME | 1-0 | | 0-0 | | 1-0 | | |
| 4-0 | 0-0 | 1-0 | | AWAY | 1-0 | | 2-0 | | 0-0 | | |
| 4-0 | 0-0 | 0-0 | | NEUTRAL | 3-0 | | 1-0 | | 0-0 | | |
| <hr/> | | | | | | | | | | | |
| 8-2 | 2-2 | 3-0 | | CONFERENCE | 0-0 | | 3-0 | | 0-0 | | |
| 3-2 | 1-2 | 1-0 | | HOME | 0-0 | | 1-0 | | 0-0 | | |
| 5-0 | 1-0 | 2-0 | | AWAY | 0-0 | | 2-0 | | 0-0 | | |
| 0-0 | 0-0 | 0-0 | | NEUTRAL | 0-0 | | 0-0 | | 0-0 | | |
| <hr/> | | | | | | | | | | | |
| RPI S | Opponent | Score | RPI S | Opponent | Score | RPI S | Opponent | Score | RPI S | Opponent | Score |
| 12 H | Stanford | 2 3 | 28 A | Southern California | 3 0 | 62 H | Villanova | 3 0 | 105 A | Oregon St. | 3 1 |
| 13 A | Oregon | 3 0 | 34 A | Hawaii | 3 2 | 69 N | Northern Ill. | 3 0 | 116 A | Arizona St. | 3 0 |
| 20 H | Utah | 3 0 | 36 A | Arizona | 3 1 | 78 A | James Madison | 3 0 | 132 H | California | 3 1 |
| 23 H | Washington St. | 1 3 | 40 H | Colorado | 3 0 | 93 N | Oklahoma | 3 1 | 135 A | American | 3 2 |
| | | | | | | 97 N | Maryland | 3 0 | 136 N | Utah Valley | 3 0 |
| | | | | | | | | | 143 A | Seattle | 3 0 |
| | | | | | | | | | 217 H | Idaho | 3 1 |
| <hr/> | | | | | | | | | | | |
| | | | LAST 10 GAMES | | | | | | | | |
| | | | 36 A Arizona 3 1 | | | 13 A Oregon 3 0 | | | | | |
| | | | 116 A Arizona St. 3 0 | | | 132 H California 3 1 | | | | | |
| | | | 40 H Colorado 3 0 | | | 12 H Stanford 2 3 | | | | | |
| | | | 20 H Utah 3 0 | | | 28 A Southern California 3 0 | | | | | |
| | | | 105 A Oregon St. 3 1 | | | 23 H Washington St. 1 3 | | | | | |

Non-Div. I Games:

Washington

| Average RPI Win: | 127 | WON-LOST RECORD | WINNING PCT. RANK | LAST 10 GAMES | STRENGTH OF SCHEDULE | OPP. STRENGTH OF SCHEDULE | TEAM RPI | ADJ RPI | CONF. RPI | ADJ CONF. RPI | | | | |
|------------------|----------|-----------------|-------------------|----------------|----------------------|---------------------------|-------------|-------------|-----------|---------------|---|----------------|-------|---|
| DIV. I ONLY | | 18- 2 | .9 | 5 | 9- 1 | 15 | 85 | 8 | .68139 | 8 | 4 | 4 | | |
| DIV. I NON-CONF. | | 10- 1 | .90909 | 14 | 1- 0 | 35 | 129 | 16 | .67433 | 16 | 5 | 5 | | |
| <hr/> | | | | | | | | | | | | | | |
| TOTALS | RPI 1-25 | RPI 26-50 | | W-L RECORDS | | RPI 51-100 | | RPI 101-150 | | RPI 150+ | | | | |
| 18- 2 | 2- 2 | 2- 0 | | OVERALL | | 5- 0 | | 3- 0 | | 6- 0 | | | | |
| 6- 1 | 0- 1 | 0- 0 | | HOME | | 2- 0 | | 2- 0 | | 2- 0 | | | | |
| 9- 0 | 2- 0 | 2- 0 | | AWAY | | 3- 0 | | 1- 0 | | 1- 0 | | | | |
| 3- 1 | 0- 1 | 0- 0 | | NEUTRAL | | 0- 0 | | 0- 0 | | 3- 0 | | | | |
| 10- 1 | 2- 1 | 1- 0 | | NON-CONFERENCE | | 1- 0 | | 0- 0 | | 6- 0 | | | | |
| 3- 0 | 0- 0 | 0- 0 | | HOME | | 1- 0 | | 0- 0 | | 2- 0 | | | | |
| 4- 0 | 2- 0 | 1- 0 | | AWAY | | 0- 0 | | 0- 0 | | 1- 0 | | | | |
| 3- 1 | 0- 1 | 0- 0 | | NEUTRAL | | 0- 0 | | 0- 0 | | 3- 0 | | | | |
| 8- 1 | 0- 1 | 1- 0 | | CONFERENCE | | 4- 0 | | 3- 0 | | 0- 0 | | | | |
| 3- 1 | 0- 1 | 0- 0 | | HOME | | 1- 0 | | 2- 0 | | 0- 0 | | | | |
| 5- 0 | 0- 0 | 1- 0 | | AWAY | | 3- 0 | | 1- 0 | | 0- 0 | | | | |
| 0- 0 | 0- 0 | 0- 0 | | NEUTRAL | | 0- 0 | | 0- 0 | | 0- 0 | | | | |
| RPI | S | Opponent | Score | | RPI | S | Opponent | Score | | RPI | S | Opponent | Score | |
| 1 | N | Nebraska | 1 | 3 | 27 | A | Florida St. | 3 | 1 | 52 | A | Alabama | 3 | 0 |
| 13 | A | Oregon | 3 | 1 | 39 | A | Texas A&M | 3 | 1 | 81 | A | South Carolina | 3 | 0 |
| 14 | A | Michigan St. | 3 | 0 | | | | | | 91 | H | Tennessee | 3 | 1 |
| 15 | H | Kentucky | 0 | 3 | | | | | | 96 | A | Ole Miss | 3 | 1 |
| | | | | | | | | | | 99 | H | Marshall | 3 | 1 |
| | | | | | | | | | | | | | | |
| | | | | | | | | | | | | | | |
| | | | | | | | | | | | | | | |
| | | | | | | | | | | | | | | |
| | | | | | | | | | | | | | | |
| | | | | | | | | | | | | | | |
| | | | | | | | | | | | | | | |
| | | | | | | | | | | | | | | |
| | | | | | | | | | | | | | | |
| | | | | | | | | | | | | | | |
| | | | | | | | | | | | | | | |
| | | | | | | | | | | | | | | |
| | | | | | | | | | | | | | | |
| | | | | | | | | | | | | | | |
| | | | | | | | | | | | | | | |
| | | | | | | | | | | | | | | |
| | | | | | | | | | | | | | | |
| | | | | | | | | | | | | | | |
| | | | | | | | | | | | | | | |
| | | | | | | | | | | | | | | |
| | | | | | | | | | | | | | | |
| | | | | | | | | | | | | | | |
| | | | | | | | | | | | | | | |
| | | | | | | | | | | | | | | |
| | | | | | | | | | | | | | | |
| | | | | | | | | | | | | | | |
| | | | | | | | | | | | | | | |
| | | | | | | | | | | | | | | |
| | | | | | | | | | | | | | | |
| | | | | | | | | | | | | | | |
| | | | | | | | | | | | | | | |
| | | | | | | | | | | | | | | |
| | | | | | | | | | | | | | | |
| | | | | | | | | | | | | | | |
| | | | | | | | | | | | | | | |
| | | | | | | | | | | | | | | |
| | | | | | | | | | | | | | | |
| | | | | | | | | | | | | | | |
| | | | | | | | | | | | | | | |
| | | | | | | | | | | | | | | |
| | | | | | | | | | | | | | | |
| | | | | | | | | | | | | | | |
| | | | | | | | | | | | | | | |
| | | | | | | | | | | | | | | |
| | | | | | | | | | | | | | | |
| | | | | | | | | | | | | | | |
| | | | | | | | | | | | | | | |
| | | | | | | | | | | | | | | |
| | | | | | | | | | | | | | | |
| | | | | | | | | | | | | | | |
| | | | | | | | | | | | | | | |
| | | | | | | | | | | | | | | |
| | | | | | | | | | | | | | | |
| | | | | | | | | | | | | | | |
| | | | | | | | | | | | | | | |
| | | | | | | | | | | | | | | |
| | | | | | | | | | | | | | | |
| | | | | | | | | | | | | | | |
| | | | | | | | | | | | | | | |

Non-Div. I Games:

Florida

| Average RPI Win: | | 108 | WON-LOST RECORD | | WINNING PCT. RANK | | LAST 10 GAMES | | STRENGTH OF SCHEDULE | | OPP. STRENGTH OF SCHEDULE | | TEAM RPI | | ADJ RPI | | CONF. RPI | | ADJ CONF. RPI | | | | | |
|------------------|---|-----------|-----------------|-----------|-------------------|----------------|---------------|----------------|----------------------|-------------|---------------------------|----------|----------|--------------------|---------|-------|-----------|--|---------------|--|---|--|---|--|
| DIV. I ONLY | | | 18- 2 | | .9 | | 5 | | 10- 0 | | 54 | | 18 | | 9 | | .67628 | | 9 | | 8 | | 8 | |
| DIV. I NON-CONF. | | | 7- 2 | | .77778 | | 41 | | 0- 0 | | 20 | | 2 | | 15 | | .68322 | | 14 | | 6 | | 6 | |
| TOTALS | | RPI 1-25 | | RPI 26-50 | | W-L RECORDS | | RPI 51-100 | | RPI 101-150 | | RPI 150+ | | | | | | | | | | | | |
| 18- 2 | | 2- 1 | | 5- 1 | | OVERALL | | 2- 0 | | 3- 0 | | 6- 0 | | | | | | | | | | | | |
| 6- 1 | | 1- 1 | | 2- 0 | | HOME | | 0- 0 | | 1- 0 | | 2- 0 | | | | | | | | | | | | |
| 8- 1 | | 1- 0 | | 2- 1 | | AWAY | | 2- 0 | | 1- 0 | | 2- 0 | | | | | | | | | | | | |
| 4- 0 | | 0- 0 | | 1- 0 | | NEUTRAL | | 0- 0 | | 1- 0 | | 2- 0 | | | | | | | | | | | | |
| 7- 2 | | 2- 1 | | 2- 1 | | NON-CONFERENCE | | 0- 0 | | 1- 0 | | 2- 0 | | | | | | | | | | | | |
| 2- 1 | | 1- 1 | | 1- 0 | | HOME | | 0- 0 | | 0- 0 | | 0- 0 | | | | | | | | | | | | |
| 1- 1 | | 1- 0 | | 0- 1 | | AWAY | | 0- 0 | | 0- 0 | | 0- 0 | | | | | | | | | | | | |
| 4- 0 | | 0- 0 | | 1- 0 | | NEUTRAL | | 0- 0 | | 1- 0 | | 2- 0 | | | | | | | | | | | | |
| 11- 0 | | 0- 0 | | 3- 0 | | CONFERENCE | | 2- 0 | | 2- 0 | | 4- 0 | | | | | | | | | | | | |
| 4- 0 | | 0- 0 | | 1- 0 | | HOME | | 0- 0 | | 1- 0 | | 2- 0 | | | | | | | | | | | | |
| 7- 0 | | 0- 0 | | 2- 0 | | AWAY | | 2- 0 | | 1- 0 | | 2- 0 | | | | | | | | | | | | |
| 0- 0 | | 0- 0 | | 0- 0 | | NEUTRAL | | 0- 0 | | 0- 0 | | 0- 0 | | | | | | | | | | | | |
| RPI | S | Opponent | | Score | | RPI | S | Opponent | | Score | | RPI | S | Opponent | | Score | | | | | | | | |
| 2 | H | Wisconsin | | 3 | 2 | 27 | H | Florida St. | | 3 | 0 | 70 | A | Duke | | 3 | 1 | | | | | | | |
| 4 | H | Minnesota | | 1 | 3 | 29 | A | Notre Dame | | 3 | 2 | 86 | A | North Carolina St. | | 3 | 2 | | | | | | | |
| 22 | A | Penn St. | | 3 | 2 | 30 | A | TCU | | 2 | 3 | | | | | | | | | | | | | |
| | | | | | | 30 | H | TCU | | 3 | 0 | | | | | | | | | | | | | |
| | | | | | | 43 | A | Georgia Tech | | 3 | 0 | | | | | | | | | | | | | |
| | | | | | | 44 | N | SMU | | 3 | 0 | | | | | | | | | | | | | |
| | | | | | | LAST 10 GAMES | | | | | | | | | | | | | | | | | | |
| | | | | | | 202 | H | Syracuse | | 3 | 0 | 27 | H | Florida St. | | 3 | 0 | | | | | | | |
| | | | | | | 230 | H | Boston College | | 3 | 0 | 208 | A | Clemson | | 3 | 1 | | | | | | | |
| | | | | | | 131 | A | Louisville | | 3 | 0 | 43 | A | Georgia Tech | | 3 | 0 | | | | | | | |
| | | | | | | 29 | A | Notre Dame | | 3 | 2 | 230 | A | Boston College | | 3 | 2 | | | | | | | |
| | | | | | | 101 | H | Miami (FL) | | 3 | 0 | 86 | A | North Carolina St. | | 3 | 2 | | | | | | | |

Non-Div. I Games:

North Carolina

| Average RPI Win: 83 | | WON-LOST RECORD | | WINNING PCT. RANK | | LAST 10 GAMES | | STRENGTH OF SCHEDULE | | OPP. STRENGTH OF SCHEDULE | | TEAM RPI | | ADJ RPI | | CONF. RPI | | ADJ CONF. RPI | |
|---------------------|----------------|-----------------|---|-------------------|---------------------|----------------|---|----------------------|------------------|---------------------------|---|----------|--------------|-----------|---|-----------|--|---------------|--|
| DIV. I ONLY | | 16- 4 | | .8 27 | | 7- 3 | | 25 | | 7 | | 11 | | .6695 10 | | 2 | | 2 | |
| DIV. I NON-CONF. | | 9- 1 | | .9 16 | | 0- 0 | | 34 | | 28 | | 14 | | .68307 15 | | 2 | | 2 | |
| TOTALS | | RPI 1-25 | | RPI 26-50 | | W-L RECORDS | | RPI 51-100 | | RPI 101-150 | | RPI 150+ | | | | | | | |
| 16- 4 | | 3- 2 | | 3- 2 | | OVERALL | | 3- 0 | | 5- 0 | | 2- 0 | | | | | | | |
| 3- 2 | | 1- 1 | | 0- 1 | | HOME | | 0- 0 | | 2- 0 | | 0- 0 | | | | | | | |
| 8- 2 | | 2- 1 | | 3- 1 | | AWAY | | 1- 0 | | 2- 0 | | 0- 0 | | | | | | | |
| 5- 0 | | 0- 0 | | 0- 0 | | NEUTRAL | | 2- 0 | | 1- 0 | | 2- 0 | | | | | | | |
| 9- 1 | | 0- 1 | | 2- 0 | | NON-CONFERENCE | | 3- 0 | | 2- 0 | | 2- 0 | | | | | | | |
| 0- 0 | | 0- 0 | | 0- 0 | | HOME | | 0- 0 | | 0- 0 | | 0- 0 | | | | | | | |
| 4- 1 | | 0- 1 | | 2- 0 | | AWAY | | 1- 0 | | 1- 0 | | 0- 0 | | | | | | | |
| 5- 0 | | 0- 0 | | 0- 0 | | NEUTRAL | | 2- 0 | | 1- 0 | | 2- 0 | | | | | | | |
| 7- 3 | | 3- 1 | | 1- 2 | | CONFERENCE | | 0- 0 | | 3- 0 | | 0- 0 | | | | | | | |
| 3- 2 | | 1- 1 | | 0- 1 | | HOME | | 0- 0 | | 2- 0 | | 0- 0 | | | | | | | |
| 4- 1 | | 2- 0 | | 1- 1 | | AWAY | | 0- 0 | | 1- 0 | | 0- 0 | | | | | | | |
| 0- 0 | | 0- 0 | | 0- 0 | | NEUTRAL | | 0- 0 | | 0- 0 | | 0- 0 | | | | | | | |
| RPI S | Opponent | Score | | RPI S | Opponent | Score | | RPI S | Opponent | Score | | RPI S | Opponent | Score | | | | | |
| 5 A | San Diego | 1 | 3 | 28 A | Southern California | 3 | 1 | 51 N | Missouri St. | 3 | 1 | 105 A | Oregon St. | 3 | 0 | | | | |
| 12 H | Stanford | 3 | 1 | 34 A | Hawaii | 3 | 0 | 54 A | Loyola Marymount | 3 | 1 | 109 N | Illinois St. | 3 | 0 | | | | |
| 13 A | Oregon | 3 | 2 | 36 H | Arizona | 2 | 3 | 61 N | Pacific | 3 | 1 | 114 A | Pepperdine | 3 | 1 | | | | |
| 20 A | Utah | 3 | 0 | 40 A | Colorado | 1 | 3 | | | | | 116 H | Arizona St. | 3 | 0 | | | | |
| 23 H | Washington St. | 2 | 3 | 46 A | Long Beach St. | 3 | 1 | | | | | 132 H | California | 3 | 1 | | | | |
| | | | | | | | | | | | | 156 N | UC Irvine | 3 | 0 | | | | |
| | | | | | | | | | | | | 280 N | Niagara | 3 | 0 | | | | |
| | | | | | | | | | | | | | | | | | | | |
| | | | | | | | | | | | | | | | | | | | |
| | | | | | | | | | | | | | | | | | | | |
| | | | | | | | | | | | | | | | | | | | |
| | | | | | | | | | | | | | | | | | | | |
| | | | | | | | | | | | | | | | | | | | |
| | | | | | | | | | | | | | | | | | | | |
| | | | | | | | | | | | | | | | | | | | |
| | | | | | | | | | | | | | | | | | | | |
| | | | | | | | | | | | | | | | | | | | |
| | | | | | | | | | | | | | | | | | | | |
| | | | | | | | | | | | | | | | | | | | |
| | | | | | | | | | | | | | | | | | | | |
| | | | | | | | | | | | | | | | | | | | |
| | | | | | | | | | | | | | | | | | | | |
| | | | | | | | | | | | | | | | | | | | |
| | | | | | | | | | | | | | | | | | | | |
| | | | | | | | | | | | | | | | | | | | |
| | | | | | | | | | | | | | | | | | | | |
| | | | | | | | | | | | | | | | | | | | |
| | | | | | | | | | | | | | | | | | | | |
| | | | | | | | | | | | | | | | | | | | |
| | | | | | | | | | | | | | | | | | | | |
| | | | | | | | | | | | | | | | | | | | |
| | | | | | | | | | | | | | | | | | | | |
| | | | | | | | | | | | | | | | | | | | |
| | | | | | | | | | | | | | | | | | | | |
| | | | | | | | | | | | | | | | | | | | |
| | | | | | | | | | | | | | | | | | | | |
| | | | | | | | | | | | | | | | | | | | |
| | | | | | | | | | | | | | | | | | | | |
| | | | | | | | | | | | | | | | | | | | |
| | | | | | | | | | | | | | | | | | | | |
| | | | | | | | | | | | | | | | | | | | |
| | | | | | | | | | | | | | | | | | | | |
| | | | | | | | | | | | | | | | | | | | |
| | | | | | | | | | | | | | | | | | | | |
| | | | | | | | | | | | | | | | | | | | |
| | | | | | | | | | | | | | | | | | | | |
| | | | | | | | | | | | | | | | | | | | |
| | | | | | | | | | | | | | | | | | | | |
| | | | | | | | | | | | | | | | | | | | |

| Average RPI Win: | | 100 | WON-LOST RECORD | | WINNING PCT. RANK | | LAST 10 GAMES | | STRENGTH OF SCHEDULE | | OPP. STRENGTH OF SCHEDULE | | TEAM RPI | | ADJ RPI | | CONF. RPI | | ADJ CONF. RPI | | |
|------------------|------|-----------|-----------------|-----------|-------------------|-----------------------|---------------|------------|----------------------|-------------|---------------------------|----------|----------|-----------------------|---------|-------|-----------|-----------------|---------------|---|---|
| DIV. I ONLY | | | 19- 3 | | .86364 | 11 | 8- 2 | | 47 | | 29 | 10 | | .66803 | 11 | 5 | | 5 | | | |
| DIV. I NON-CONF. | | | 11- 1 | | .91667 | 8 | 0- 0 | | 26 | | 14 | 7 | | .70458 | 6 | 4 | | 4 | | | |
| TOTALS | | RPI 1-25 | | RPI 26-50 | | W-L RECORDS | | RPI 51-100 | | RPI 101-150 | | RPI 150+ | | | | | | | | | |
| 19- 3 | 3- 2 | | | 1- 0 | OVERALL | | 6- 0 | | 6- 1 | | 3- 0 | | | | | | | | | | |
| 11- 1 | 1- 1 | | | 0- 0 | HOME | | 4- 0 | | 4- 0 | | 2- 0 | | | | | | | | | | |
| 4- 2 | 1- 1 | | | 0- 0 | AWAY | | 1- 0 | | 2- 1 | | 0- 0 | | | | | | | | | | |
| 4- 0 | 1- 0 | | | 1- 0 | NEUTRAL | | 1- 0 | | 0- 0 | | 1- 0 | | | | | | | | | | |
| 11- 1 | 3- 1 | | | 1- 0 | NON-CONFERENCE | | 3- 0 | | 2- 0 | | 2- 0 | | | | | | | | | | |
| 5- 1 | 1- 1 | | | 0- 0 | HOME | | 2- 0 | | 1- 0 | | 1- 0 | | | | | | | | | | |
| 2- 0 | 1- 0 | | | 0- 0 | AWAY | | 0- 0 | | 1- 0 | | 0- 0 | | | | | | | | | | |
| 4- 0 | 1- 0 | | | 1- 0 | NEUTRAL | | 1- 0 | | 0- 0 | | 1- 0 | | | | | | | | | | |
| 8- 2 | 0- 1 | | | 0- 0 | CONFERENCE | | 3- 0 | | 4- 1 | | 1- 0 | | | | | | | | | | |
| 6- 0 | 0- 0 | | | 0- 0 | HOME | | 2- 0 | | 3- 0 | | 1- 0 | | | | | | | | | | |
| 2- 2 | 0- 1 | | | 0- 0 | AWAY | | 1- 0 | | 1- 1 | | 0- 0 | | | | | | | | | | |
| 0- 0 | 0- 0 | | | 0- 0 | NEUTRAL | | 0- 0 | | 0- 0 | | 0- 0 | | | | | | | | | | |
| RPI | S | Opponent | | Score | | RPI | S | Opponent | | Score | | RPI | S | Opponent | | Score | | | | | |
| 5 | A | San Diego | | 0 | 3 | 37 | N | Boise St. | | 3 | 0 | 106 | H | Santa Clara | | 3 | 0 | | | | |
| 16 | N | Missouri | | 3 | 0 | | | | | 61 | H | Pacific | | 3 | 0 | 114 | A | Pepperdine | | 3 | 1 |
| 20 | H | Utah | | 2 | 3 | | | | | 64 | H | Cal Poly | | 3 | 0 | 114 | H | Pepperdine | | 3 | 0 |
| 24 | A | Ohio St. | | 3 | 2 | | | | | 65 | A | Gonzaga | | 3 | 0 | 115 | A | Portland | | 2 | 3 |
| 25 | H | UNLV | | 3 | 0 | | | | | 83 | N | Wyoming | | 3 | 0 | 133 | A | Idaho St. | | 3 | 0 |
| | | | | | | | | | | 85 | H | Rice | | 3 | 2 | 136 | H | Utah Valley | | 3 | 0 |
| | | | | | | | | | | | | | | | | 139 | H | St. Mary's (CA) | | 3 | 0 |
| | | | | | | | | | | | | | | | | 151 | H | CSUN | | 3 | 0 |
| | | | | | | | | | | | | | | | | 238 | N | LIU Brooklyn | | 3 | 0 |
| | | | | | | | | | | | | | | | | 251 | H | San Francisco | | 3 | 0 |
| | | | | | | LAST 10 GAMES | | | | | | | | | | | | | | | |
| | | | | | | 54 H Loyola Marymount | | | | | | 3 | 2 | 139 H St. Mary's (CA) | | | | | | 3 | 0 |
| | | | | | | 114 H Pepperdine | | | | | | 3 | 0 | 5 A San Diego | | | | | | 0 | 3 |
| | | | | | | 65 A Gonzaga | | | | | | 3 | 0 | 114 A Pepperdine | | | | | | 3 | 1 |
| | | | | | | 115 A Portland | | | | | | 2 | 3 | 251 H San Francisco | | | | | | 3 | 0 |
| | | | | | | 61 H Pacific | | | | | | 3 | 0 | 106 H Santa Clara | | | | | | 3 | 0 |

| | | | | | | | | | | | | | | | |
|------------------|----------------|-----------------|-------------------|--------------------------|----------------------|---------------------------|----------|-------------|-----------|---------------------|---|-------|-----------------|-------|---|
| Average RPI Win: | 64 | WON-LOST RECORD | WINNING PCT. RANK | LAST 10 GAMES | STRENGTH OF SCHEDULE | OPP. STRENGTH OF SCHEDULE | TEAM RPI | ADJ RPI | CONF. RPI | ADJ CONF. RPI | | | | | |
| DIV. I ONLY | | 12- 6 | .66667 | 83 | 6- 4 | 7 | 3 | 13 | .66618 | 12 | 2 | 2 | | | |
| DIV. I NON-CONF. | | 6- 2 | .75 | 50 | 0- 0 | 6 | 3 | 6 | .70314 | 7 | 2 | 2 | | | |
| <hr/> | | | | | | | | | | | | | | | |
| TOTALS | RPI 1-25 | RPI 26-50 | | W-L RECORDS | | RPI 51-100 | | RPI 101-150 | | RPI 150+ | | | | | |
| 12- 6 | 3- 5 | 3- 1 | | OVERALL | | 2- 0 | | 4- 0 | | 0- 0 | | | | | |
| 4- 4 | 1- 3 | 1- 1 | | HOME | | 1- 0 | | 1- 0 | | 0- 0 | | | | | |
| 6- 2 | 1- 2 | 1- 0 | | AWAY | | 1- 0 | | 3- 0 | | 0- 0 | | | | | |
| 2- 0 | 1- 0 | 1- 0 | | NEUTRAL | | 0- 0 | | 0- 0 | | 0- 0 | | | | | |
| <hr/> | | | | | | | | | | | | | | | |
| 6- 2 | 2- 2 | 1- 0 | | NON-CONFERENCE | | 2- 0 | | 1- 0 | | 0- 0 | | | | | |
| 2- 2 | 1- 2 | 0- 0 | | HOME | | 1- 0 | | 0- 0 | | 0- 0 | | | | | |
| 2- 0 | 0- 0 | 0- 0 | | AWAY | | 1- 0 | | 1- 0 | | 0- 0 | | | | | |
| 2- 0 | 1- 0 | 1- 0 | | NEUTRAL | | 0- 0 | | 0- 0 | | 0- 0 | | | | | |
| <hr/> | | | | | | | | | | | | | | | |
| 6- 4 | 1- 3 | 2- 1 | | CONFERENCE | | 0- 0 | | 3- 0 | | 0- 0 | | | | | |
| 2- 2 | 0- 1 | 1- 1 | | HOME | | 0- 0 | | 1- 0 | | 0- 0 | | | | | |
| 4- 2 | 1- 2 | 1- 0 | | AWAY | | 0- 0 | | 2- 0 | | 0- 0 | | | | | |
| 0- 0 | 0- 0 | 0- 0 | | NEUTRAL | | 0- 0 | | 0- 0 | | 0- 0 | | | | | |
| <hr/> | | | | | | | | | | | | | | | |
| RPI S | Opponent | Score | | RPI S | Opponent | Score | | RPI S | Opponent | Score | | RPI S | Opponent | Score | |
| 4 H | Minnesota | 3 | 1 | 28 A | Southern California | 3 | 0 | 61 A | Pacific | 3 | 0 | 105 A | Oregon St. | 3 | 0 |
| 5 H | San Diego | 2 | 3 | 36 H | Arizona | 1 | 3 | 64 H | Cal Poly | 3 | 2 | 116 H | Arizona St. | 3 | 0 |
| 7 A | Washington | 3 | 2 | 40 H | Colorado | 3 | 1 | | | | | 132 A | California | 3 | 1 |
| 10 A | UCLA | 1 | 3 | 48 N | Illinois | 3 | 2 | | | | | 139 A | St. Mary's (CA) | 3 | 0 |
| 18 H | Purdue | 2 | 3 | | | | | | | | | | | | |
| 20 H | Utah | 1 | 3 | | | | | | | | | | | | |
| 22 N | Penn St. | 3 | 0 | | | | | | | | | | | | |
| 23 A | Washington St. | 2 | 3 | | | | | | | | | | | | |
| <hr/> | | | | | | | | | | | | | | | |
| | | | | LAST 10 GAMES | | | | | | | | | | | |
| | | | | 28 A Southern California | | | | 3 | 0 | 40 H Colorado | | | | 3 | 1 |
| | | | | 10 A UCLA | | | | 1 | 3 | 23 A Washington St. | | | | 2 | 3 |
| | | | | 116 H Arizona St. | | | | 3 | 0 | 7 A Washington | | | | 3 | 2 |
| | | | | 36 H Arizona | | | | 1 | 3 | 105 A Oregon St. | | | | 3 | 0 |
| | | | | 20 H Utah | | | | 1 | 3 | 132 A California | | | | 3 | 1 |

Non-Div. I Games:

Stanford

O
r
e
g
o
n

Oregon

| Average RPI Win: 117 | | WON-LOST | WINNING | LAST 10 | STRENGTH OF | | OPP. STRENGTH | TEAM | ADJ | CONF. | ADJ CONF. |
|----------------------|-------------|----------|-----------|------------|----------------|-------|---------------|-------|-------------|---------------|-----------|
| Average RPI Loss: 21 | | RECORD | PCT. RANK | GAMES | SCHEDULE | | OF SCHEDULE | RPI | RPI | RPI | RPI |
| DIV. I ONLY | | 17-5 | .77273 | 33 | 20 | | 22 | 18 | .65948 | 14 | 1 |
| DIV. I NON-CONF. | | 11-1 | .91667 | 8 | 31 | | 75 | 12 | .68609 | 11 | 1 |
| TOTALS | | RPI 1-25 | RPI 26-50 | | W-L RECORDS | | RPI 51-100 | | RPI 101-150 | | RPI 150+ |
| 17-5 | | 3-4 | 2-1 | | OVERALL | | 5-0 | | 0-0 | | 7-0 |
| 10-2 | | 2-2 | 1-0 | | HOME | | 3-0 | | 0-0 | | 4-0 |
| 3-3 | | 1-2 | 0-1 | | AWAY | | 1-0 | | 0-0 | | 1-0 |
| 4-0 | | 0-0 | 1-0 | | NEUTRAL | | 1-0 | | 0-0 | | 2-0 |
| 11-1 | | 1-1 | 2-0 | | NON-CONFERENCE | | 3-0 | | 0-0 | | 5-0 |
| 5-1 | | 0-1 | 1-0 | | HOME | | 1-0 | | 0-0 | | 3-0 |
| 2-0 | | 1-0 | 0-0 | | AWAY | | 1-0 | | 0-0 | | 0-0 |
| 4-0 | | 0-0 | 1-0 | | NEUTRAL | | 1-0 | | 0-0 | | 2-0 |
| 6-4 | | 2-3 | 0-1 | | CONFERENCE | | 2-0 | | 0-0 | | 2-0 |
| 5-1 | | 2-1 | 0-0 | | HOME | | 2-0 | | 0-0 | | 1-0 |
| 1-3 | | 0-2 | 0-1 | | AWAY | | 0-0 | | 0-0 | | 1-0 |
| 0-0 | | 0-0 | 0-0 | | NEUTRAL | | 0-0 | | 0-0 | | 0-0 |
| RPI S | Opponent | Score | RPI S | Opponent | Score | RPI S | Opponent | Score | RPI S | Opponent | Score |
| 1 H | Nebraska | 2 3 | 29 H | Notre Dame | 3 0 | 56 N | Southern Ill. | 3 0 | 152 N | Denver | 3 0 |
| 4 H | Minnesota | 3 2 | 47 N | Cincinnati | 3 0 | 57 H | Iowa | 3 0 | 195 A | Rutgers | 3 0 |
| 8 H | Florida | 0 3 | 48 A | Illinois | 0 3 | 71 A | San Diego St. | 3 1 | 195 H | Rutgers | 3 0 |
| 21 A | Western Ky. | 3 2 | | | | 75 H | DePaul | 3 0 | 210 H | Central Mich. | 3 0 |
| 22 A | Penn St. | 0 3 | | | | 97 H | Maryland | 3 1 | 213 H | UMES | 3 0 |
| 24 A | Ohio St. | 0 3 | | | | | | | 229 N | Marist | 3 0 |
| 24 H | Ohio St. | 3 0 | | | | | | | 310 H | Morgan St. | 3 0 |
| LAST 10 GAMES | | | | | | | | | | | |
| 24 A | Ohio St. | 0 3 | 24 H | Ohio St. | 3 0 | | | | | | |
| 195 H | Rutgers | 3 0 | 195 A | Rutgers | 3 0 | | | | | | |
| 4 H | Minnesota | 3 2 | 22 A | Penn St. | 0 3 | | | | | | |
| 48 A | Illinois | 0 3 | 1 H | Nebraska | 2 3 | | | | | | |
| 97 H | Maryland | 3 1 | 57 H | Iowa | 3 0 | | | | | | |

Non-Div. I Games:

Michigan St.

| | | | | | | | | | | | |
|-------------------|----------------|-----------|-----------|----------------|---------------------|---------------|------|-------------|----------------|-----------|---|
| Average RPI Win: | 99 | WON-LOST | WINNING | LAST 10 | STRENGTH OF | OPP. STRENGTH | TEAM | ADJ | CONF. | ADJ CONF. | |
| Average RPI Loss: | 31 | RECORD | PCT. RANK | GAMES | SCHEDULE | OF SCHEDULE | RPI | RPI | RPI | RPI | |
| DIV. I ONLY | 16- 5 | .7619 | 39 | 9- 1 | 14 | 35 | 16 | .6582 | 15 | 4 | 4 |
| DIV. I NON-CONF. | 7- 4 | .63636 | 109 | 0- 0 | 44 | 10 | 45 | .61819 | 40 | 5 | 5 |
| <hr/> | | | | | | | | | | | |
| TOTALS | RPI 1-25 | RPI 26-50 | | W-L RECORDS | | RPI 51-100 | | RPI 101-150 | | RPI 150+ | |
| 16- 5 | 3- 2 | 0- 2 | | OVERALL | | 7- 1 | | 4- 0 | | 2- 0 | |
| 9- 1 | 0- 0 | 0- 1 | | HOME | | 5- 0 | | 2- 0 | | 2- 0 | |
| 5- 2 | 2- 1 | 0- 1 | | AWAY | | 1- 0 | | 2- 0 | | 0- 0 | |
| 2- 2 | 1- 1 | 0- 0 | | NEUTRAL | | 1- 1 | | 0- 0 | | 0- 0 | |
| <hr/> | | | | | | | | | | | |
| 7- 4 | 2- 1 | 0- 2 | | NON-CONFERENCE | | 3- 1 | | 1- 0 | | 1- 0 | |
| 3- 1 | 0- 0 | 0- 1 | | HOME | | 2- 0 | | 0- 0 | | 1- 0 | |
| 2- 1 | 1- 0 | 0- 1 | | AWAY | | 0- 0 | | 1- 0 | | 0- 0 | |
| 2- 2 | 1- 1 | 0- 0 | | NEUTRAL | | 1- 1 | | 0- 0 | | 0- 0 | |
| <hr/> | | | | | | | | | | | |
| 9- 1 | 1- 1 | 0- 0 | | CONFERENCE | | 4- 0 | | 3- 0 | | 1- 0 | |
| 6- 0 | 0- 0 | 0- 0 | | HOME | | 3- 0 | | 2- 0 | | 1- 0 | |
| 3- 1 | 1- 1 | 0- 0 | | AWAY | | 1- 0 | | 1- 0 | | 0- 0 | |
| 0- 0 | 0- 0 | 0- 0 | | NEUTRAL | | 0- 0 | | 0- 0 | | 0- 0 | |
| <hr/> | | | | | | | | | | | |
| RPI S | Opponent | Score | | RPI S | Opponent | Score | | RPI S | Opponent | Score | |
| 8 A | Florida | 3 | 0 | 28 A | Southern California | 0 | 3 | 53 N | UNI | 0 | 3 |
| 16 A | Missouri | 2 | 3 | 35 H | Marquette | 1 | 3 | 74 H | Lipscomb | 3 | 0 |
| 18 A | Purdue | 3 | 2 | | | | | 81 A | South Carolina | 3 | 1 |
| 19 N | Creighton | 3 | 0 | | | | | 81 H | South Carolina | 3 | 0 |
| 23 N | Washington St. | 0 | 3 | | | | | 83 N | Wyoming | 3 | 0 |
| | | | | | | | | 91 H | Tennessee | 3 | 0 |
| | | | | | | | | 96 H | Ole Miss | 3 | 0 |
| | | | | | | | | 100 H | Saint Louis | 3 | 0 |
| <hr/> | | | | | | | | | | | |
| LAST 10 GAMES | | | | | | | | | | | |
| 16 A | Missouri | 2 | 3 | 121 A | Mississippi St. | 3 | 0 | | | | |
| 81 H | South Carolina | 3 | 0 | 81 A | South Carolina | 3 | 1 | | | | |
| 96 H | Ole Miss | 3 | 0 | 8 A | Florida | 3 | 0 | | | | |
| 198 H | Arkansas | 3 | 0 | 121 H | Mississippi St. | 3 | 1 | | | | |
| 91 H | Tennessee | 3 | 0 | 141 H | Georgia | 3 | 0 | | | | |

Non-Div. I Games:

Kentucky

| | | | | | | | | | | | | |
|-------------------|----------|-----------------|-------------------|----------------|----------------------|---------------------------|----------------|-------------|-----------|---------------|-------|---|
| Average RPI Win: | 110 | WON-LOST RECORD | WINNING PCT. RANK | LAST 10 GAMES | STRENGTH OF SCHEDULE | OPP. STRENGTH OF SCHEDULE | TEAM RPI | ADJ RPI | CONF. RPI | ADJ CONF. RPI | | |
| Average RPI Loss: | 25 | | | | | | | | | | | |
| DIV. I ONLY | | 18- 3 | .85714 | 13 | 10- 0 | 49 | 34 | 14 | .65813 | 16 | 4 | 4 |
| DIV. I NON-CONF. | | 9- 3 | .75 | 50 | 1- 0 | 18 | 30 | 24 | .65576 | 24 | 5 | 5 |
| <hr/> | | | | | | | | | | | | |
| TOTALS | RPI 1-25 | RPI 26-50 | | W-L RECORDS | | RPI 51-100 | | RPI 101-150 | | RPI 150+ | | |
| 18- 3 | 1- 2 | 2- 1 | | OVERALL | | 5- 0 | | 6- 0 | | 4- 0 | | |
| 6- 2 | 1- 1 | 0- 1 | | HOME | | 3- 0 | | 1- 0 | | 1- 0 | | |
| 7- 0 | 0- 0 | 0- 0 | | AWAY | | 2- 0 | | 4- 0 | | 1- 0 | | |
| 5- 1 | 0- 1 | 2- 0 | | NEUTRAL | | 0- 0 | | 1- 0 | | 2- 0 | | |
| <hr/> | | | | | | | | | | | | |
| 9- 3 | 0- 2 | 2- 1 | | NON-CONFERENCE | | 1- 0 | | 4- 0 | | 2- 0 | | |
| 1- 2 | 0- 1 | 0- 1 | | HOME | | 1- 0 | | 0- 0 | | 0- 0 | | |
| 3- 0 | 0- 0 | 0- 0 | | AWAY | | 0- 0 | | 3- 0 | | 0- 0 | | |
| 5- 1 | 0- 1 | 2- 0 | | NEUTRAL | | 0- 0 | | 1- 0 | | 2- 0 | | |
| <hr/> | | | | | | | | | | | | |
| 9- 0 | 1- 0 | 0- 0 | | CONFERENCE | | 4- 0 | | 2- 0 | | 2- 0 | | |
| 5- 0 | 1- 0 | 0- 0 | | HOME | | 2- 0 | | 1- 0 | | 1- 0 | | |
| 4- 0 | 0- 0 | 0- 0 | | AWAY | | 2- 0 | | 1- 0 | | 1- 0 | | |
| 0- 0 | 0- 0 | 0- 0 | | NEUTRAL | | 0- 0 | | 0- 0 | | 0- 0 | | |
| <hr/> | | | | | | | | | | | | |
| RPI S | Opponent | Score | RPI S | Opponent | Score | RPI S | Opponent | Score | RPI S | Opponent | Score | |
| 11 N | BYU | 0 3 | 37 N | Boise St. | 3 1 | 52 A | Alabama | 3 2 | 101 N | Miami (FL) | 3 1 | |
| 15 H | Kentucky | 3 2 | 42 N | Pittsburgh | 3 1 | 81 H | South Carolina | 3 0 | 111 A | Kennesaw St. | 3 2 | |
| 20 H | Utah | 2 3 | 45 H | Miami (OH) | 2 3 | 85 H | Rice | 3 1 | 129 A | LSU | 3 0 | |
| | | | | | | 92 A | Auburn | 3 0 | 129 H | LSU | 3 0 | |
| | | | | | | 96 H | Ole Miss | 3 0 | 133 A | Idaho St. | 3 1 | |
| | | | | | | | | | 142 A | Delaware | 3 0 | |
| | | | | | | | | | 170 N | Liberty | 3 0 | |
| | | | | | | | | | 172 N | Duquesne | 3 0 | |
| | | | | | | | | | 198 A | Arkansas | 3 0 | |
| | | | | | | | | | 198 H | Arkansas | 3 0 | |
| | | | | | | | | | | | | |
| | | | | | | | | | | | | |
| | | | | | | | | | | | | |
| | | | | | | | | | | | | |
| | | | | | | | | | | | | |
| | | | | | | | | | | | | |
| | | | | | | | | | | | | |
| | | | | | | | | | | | | |
| | | | | | | | | | | | | |
| | | | | | | | | | | | | |
| | | | | | | | | | | | | |
| | | | | | | | | | | | | |
| | | | | | | | | | | | | |
| | | | | | | | | | | | | |
| | | | | | | | | | | | | |
| | | | | | | | | | | | | |
| | | | | | | | | | | | | |
| | | | | | | | | | | | | |
| | | | | | | | | | | | | |
| | | | | | | | | | | | | |
| | | | | | | | | | | | | |
| | | | | | | | | | | | | |
| | | | | | | | | | | | | |
| | | | | | | | | | | | | |
| | | | | | | | | | | | | |
| | | | | | | | | | | | | |
| | | | | | | | | | | | | |
| | | | | | | | | | | | | |
| | | | | | | | | | | | | |
| | | | | | | | | | | | | |
| | | | | | | | | | | | | |
| | | | | | | | | | | | | |
| | | | | | | | | | | | | |
| | | | | | | | | | | | | |
| | | | | | | | | | | | | |
| | | | | | | | | | | | | |
| | | | | | | | | | | | | |
| | | | | | | | | | | | | |
| | | | | | | | | | | | | |
| | | | | | | | | | | | | |
| | | | | | | | | | | | | |
| | | | | | | | | | | | | |
| | | | | | | | | | | | | |
| | | | | | | | | | | | | |
| | | | | | | | | | | | | |
| | | | | | | | | | | | | |
| | | | | | | | | | | | | |
| | | | | | | | | | | | | |
| | | | | | | | | | | | | |
| | | | | | | | | | | | | |
| | | | | | | | | | | | | |
| | | | | | | | | | | | | |
| | | | | | | | | | | | | |
| | | | | | | | | | | | | |
| | | | | | | | | | | | | |
| | | | | | | | | | | | | |
| | | | | | | | | | | | | |
| | | | | | | | | | | | | |
| | | | | | | | | | | | | |
| | | | | | | | | | | | | |
| | | | | | | | | | | | | |
| | | | | | | | | | | | | |
| | | | | | | | | | | | | |
| | | | | | | | | | | | | |
| | | | | | | | | | | | | |
| | | | | | | | | | | | | |
| | | | | | | | | | | | | |
| | | | | | | | | | | | | |
| | | | | | | | | | | | | |
| | | | | | | | | | | | | |
| | | | | | | | | | | | | |
| | | | | | | | | | | | | |
| | | | | | | | | | | | | |
| | | | | | | | | | | | | |
| | | | | | | | | | | | | |
| | | | | | | | | | | | | |
| | | | | | | | | | | | | |
| | | | | | | | | | | | | |
| | | | | | | | | | | | | |
| | | | | | | | | | | | | |
| | | | | | | | | | | | | |
| | | | | | | | | | | | | |
| | | | | | | | | | | | | |
| | | | | | | | | | | | | |
| | | | | | | | | | | | | |
| </ | | | | | | | | | | | | |

| Average RPI Win: | | 103 | WON-LOST RECORD | | WINNING PCT. RANK | | LAST 10 GAMES | | STRENGTH OF SCHEDULE | | OPP. STRENGTH OF SCHEDULE | | TEAM RPI | ADJ RPI | CONF. RPI | ADJ CONF. RPI | |
|------------------|---|-----------|-----------------|-----------|-------------------|----------------|---------------|---------------|----------------------|-------------|---------------------------|----------|----------|-----------------------|-----------|---------------|---|
| DIV. I ONLY | | | 16- 5 | | .7619 39 | | 7- 3 | | 16 | | 9 | | 15 | .65797 | 17 | 3 | 3 |
| DIV. I NON-CONF. | | | 11- 2 | | .84615 23 | | 2- 0 | | 42 | | 12 | | 21 | .66757 | 19 | 3 | 3 |
| TOTALS | | RPI 1-25 | | RPI 26-50 | | W-L RECORDS | | RPI 51-100 | | RPI 101-150 | | RPI 150+ | | | | | |
| 16- 5 | | 1- 3 | | 5- 2 | | OVERALL | | 1- 0 | | 5- 0 | | 4- 0 | | | | | |
| 9- 2 | | 1- 2 | | 3- 0 | | HOME | | 0- 0 | | 3- 0 | | 2- 0 | | | | | |
| 4- 2 | | 0- 0 | | 1- 2 | | AWAY | | 1- 0 | | 1- 0 | | 1- 0 | | | | | |
| 3- 1 | | 0- 1 | | 1- 0 | | NEUTRAL | | 0- 0 | | 1- 0 | | 1- 0 | | | | | |
| 11- 2 | | 1- 2 | | 3- 0 | | NON-CONFERENCE | | 0- 0 | | 3- 0 | | 4- 0 | | | | | |
| 6- 1 | | 1- 1 | | 1- 0 | | HOME | | 0- 0 | | 2- 0 | | 2- 0 | | | | | |
| 2- 0 | | 0- 0 | | 1- 0 | | AWAY | | 0- 0 | | 0- 0 | | 1- 0 | | | | | |
| 3- 1 | | 0- 1 | | 1- 0 | | NEUTRAL | | 0- 0 | | 1- 0 | | 1- 0 | | | | | |
| 5- 3 | | 0- 1 | | 2- 2 | | CONFERENCE | | 1- 0 | | 2- 0 | | 0- 0 | | | | | |
| 3- 1 | | 0- 1 | | 2- 0 | | HOME | | 0- 0 | | 1- 0 | | 0- 0 | | | | | |
| 2- 2 | | 0- 0 | | 0- 2 | | AWAY | | 1- 0 | | 1- 0 | | 0- 0 | | | | | |
| 0- 0 | | 0- 0 | | 0- 0 | | NEUTRAL | | 0- 0 | | 0- 0 | | 0- 0 | | | | | |
| RPI | S | Opponent | | Score | | RPI | S | Opponent | | Score | | RPI | S | Opponent | | Score | |
| 2 | N | Wisconsin | | 0 | 3 | 26 | A | Kansas | | 0 | 3 | 93 | A | Oklahoma | | 3 | 1 |
| 3 | H | Texas | | 2 | 3 | 30 | H | TCU | | 3 | 1 | | | 101 H Miami (FL) | | 3 | 0 |
| 6 | H | Michigan | | 1 | 3 | 31 | A | Baylor | | 0 | 3 | | | 117 N Southern Miss. | | 3 | 1 |
| 19 | H | Creighton | | 3 | 1 | 34 | A | Hawaii | | 3 | 1 | | | 119 A Texas Tech | | 3 | 0 |
| | | | | | | 36 | N | Arizona | | 3 | 1 | | | 120 H West Virginia | | 3 | 2 |
| | | | | | | 43 | H | Georgia Tech | | 3 | 2 | | | 121 H Mississippi St. | | 3 | 1 |
| | | | | | | 49 | H | Iowa St. | | 3 | 1 | | | 154 H Loyola Chicago | | 3 | 0 |
| | | | | | | | | | | | | | | 198 A Arkansas | | 3 | 0 |
| | | | | | | | | | | | | | | 201 N UMKC | | 3 | 1 |
| | | | | | | | | | | | | | | 211 H Tennessee St. | | 3 | 0 |
| LAST 10 GAMES | | | | | | | | | | | | | | | | | |
| | | | | | | 120 | H | West Virginia | | 3 | 2 | 3 | H | Texas | | 2 | 3 |
| | | | | | | 93 | A | Oklahoma | | 3 | 1 | 31 | A | Baylor | | 0 | 3 |
| | | | | | | 26 | A | Kansas | | 0 | 3 | 49 | H | Iowa St. | | 3 | 1 |
| | | | | | | 30 | H | TCU | | 3 | 1 | 117 | N | Southern Miss. | | 3 | 1 |
| | | | | | | 119 | A | Texas Tech | | 3 | 0 | 198 | A | Arkansas | | 3 | 0 |

Non-Div. I Games:

Kansas St.

| Average RPI Win: | | 87 | WON-LOST RECORD | | WINNING PCT. RANK | | LAST 10 GAMES | | STRENGTH OF SCHEDULE | | OPP. STRENGTH OF SCHEDULE | | TEAM RPI | | ADJ RPI | | CONF. RPI | | ADJ CONF. RPI | | | | |
|------------------|---|--------------------|-----------------|-----------|-------------------|-----|---------------|----------------|----------------------|------------|---------------------------|-----|----------|-------------|-----------|-------|-----------|----------|---------------|------------------|--|-------|---|
| DIV. I ONLY | | | 13- 8 | | .61905 107 | | 3- 7 | | 5 | | 25 | | 21 | | .65442 18 | | 1 | | 1 | | | | |
| DIV. I NON-CONF. | | | 10- 1 | | .90909 14 | | 0- 0 | | 5 | | 48 | | 3 | | .73251 3 | | 1 | | 1 | | | | |
| TOTALS | | RPI 1-25 | | RPI 26-50 | | | | W-L RECORDS | | RPI 51-100 | | | | RPI 101-150 | | | | RPI 150+ | | | | | |
| 13- 8 | | 2- 5 | | 4- 1 | | | | OVERALL | | 4- 1 | | | | 0- 0 | | | | 3- 1 | | | | | |
| 7- 5 | | 1- 4 | | 1- 1 | | | | HOME | | 3- 0 | | | | 0- 0 | | | | 2- 0 | | | | | |
| 3- 3 | | 1- 1 | | 2- 0 | | | | AWAY | | 0- 1 | | | | 0- 0 | | | | 0- 1 | | | | | |
| 3- 0 | | 0- 0 | | 1- 0 | | | | NEUTRAL | | 1- 0 | | | | 0- 0 | | | | 1- 0 | | | | | |
| 10- 1 | | 2- 1 | | 3- 0 | | | | NON-CONFERENCE | | 3- 0 | | | | 0- 0 | | | | 2- 0 | | | | | |
| 5- 1 | | 1- 1 | | 1- 0 | | | | HOME | | 2- 0 | | | | 0- 0 | | | | 1- 0 | | | | | |
| 2- 0 | | 1- 0 | | 1- 0 | | | | AWAY | | 0- 0 | | | | 0- 0 | | | | 0- 0 | | | | | |
| 3- 0 | | 0- 0 | | 1- 0 | | | | NEUTRAL | | 1- 0 | | | | 0- 0 | | | | 1- 0 | | | | | |
| 3- 7 | | 0- 4 | | 1- 1 | | | | CONFERENCE | | 1- 1 | | | | 0- 0 | | | | 1- 1 | | | | | |
| 2- 4 | | 0- 3 | | 0- 1 | | | | HOME | | 1- 0 | | | | 0- 0 | | | | 1- 0 | | | | | |
| 1- 3 | | 0- 1 | | 1- 0 | | | | AWAY | | 0- 1 | | | | 0- 0 | | | | 0- 1 | | | | | |
| 0- 0 | | 0- 0 | | 0- 0 | | | | NEUTRAL | | 0- 0 | | | | 0- 0 | | | | 0- 0 | | | | | |
| RPI | S | Opponent | | Score | | RPI | S | Opponent | | Score | | RPI | S | Opponent | | Score | | RPI | S | Opponent | | Score | |
| 1 | A | Nebraska | | 0 | 3 | 26 | H | Kansas | | 3 | 1 | 57 | A | Iowa | | 2 | 3 | 153 | A | Northwestern | | 1 | 3 |
| 2 | H | Wisconsin | | 2 | 3 | 29 | A | Notre Dame | | 3 | 1 | 58 | H | Indiana | | 3 | 0 | 164 | N | Howard | | 3 | 0 |
| 4 | H | Minnesota | | 0 | 3 | 38 | N | Coastal Caro. | | 3 | 0 | 64 | N | Cal Poly | | 3 | 1 | 195 | H | Rutgers | | 3 | 0 |
| 12 | A | Stanford | | 3 | 2 | 48 | A | Illinois | | 3 | 2 | 83 | H | Wyoming | | 3 | 0 | 305 | H | Southeastern La. | | 3 | 0 |
| 15 | H | Kentucky | | 2 | 3 | 48 | H | Illinois | | 2 | 3 | 90 | H | Xavier | | 3 | 0 | | | | | | |
| 22 | H | Penn St. | | 0 | 3 | | | | | | | | | | | | | | | | | | |
| 23 | H | Washington St. | | 3 | 1 | | | | | | | | | | | | | | | | | | |
| LAST 10 GAMES | | | | | | | | | | | | | | | | | | | | | | | |
| | | 48 A Illinois | | 3 | 2 | | | 57 A Iowa | | 2 | 3 | | | | | | | | | | | | |
| | | 153 A Northwestern | | 1 | 3 | | | 4 H Minnesota | | 0 | 3 | | | | | | | | | | | | |
| | | 195 H Rutgers | | 3 | 0 | | | 2 H Wisconsin | | 2 | 3 | | | | | | | | | | | | |
| | | 22 H Penn St. | | 0 | 3 | | | 58 H Indiana | | 3 | 0 | | | | | | | | | | | | |
| | | 1 A Nebraska | | 0 | 3 | | | 48 H Illinois | | 2 | 3 | | | | | | | | | | | | |

Non-Div. I Games:

Purdue

| Average RPI Win: 103 | | WON-LOST RECORD | | WINNING PCT. RANK | | LAST 10 GAMES | | STRENGTH OF SCHEDULE | | OPP. STRENGTH OF SCHEDULE | | TEAM RPI | | ADJ RPI | | CONF. RPI | | ADJ CONF. RPI | | | | | |
|----------------------|---|-----------------|--|-------------------|---|----------------|---|----------------------|--|---------------------------|---|----------|---|-----------|--|-----------|---|---------------|---|-----------------|---|---|--|
| DIV. I ONLY | | 16- 6 | | .72727 51 | | 10- 0 | | 12 | | 26 | | 19 | | .65253 19 | | 9 | | 9 | | | | | |
| DIV. I NON-CONF. | | 6- 6 | | .5 166 | | 0- 0 | | 10 | | 9 | | 44 | | .61457 46 | | 7 | | 7 | | | | | |
| TOTALS | | RPI 1-25 | | RPI 26-50 | | W-L RECORDS | | RPI 51-100 | | RPI 101-150 | | RPI 150+ | | | | | | | | | | | |
| 16- 6 | | 0- 3 | | 4- 3 | | OVERALL | | 6- 0 | | 1- 0 | | 5- 0 | | | | | | | | | | | |
| 6- 1 | | 0- 0 | | 2- 1 | | HOME | | 1- 0 | | 0- 0 | | 3- 0 | | | | | | | | | | | |
| 8- 3 | | 0- 2 | | 2- 1 | | AWAY | | 3- 0 | | 1- 0 | | 2- 0 | | | | | | | | | | | |
| 2- 2 | | 0- 1 | | 0- 1 | | NEUTRAL | | 2- 0 | | 0- 0 | | 0- 0 | | | | | | | | | | | |
| 6- 6 | | 0- 3 | | 2- 3 | | NON-CONFERENCE | | 2- 0 | | 0- 0 | | 2- 0 | | | | | | | | | | | |
| 2- 1 | | 0- 0 | | 1- 1 | | HOME | | 0- 0 | | 0- 0 | | 1- 0 | | | | | | | | | | | |
| 2- 3 | | 0- 2 | | 1- 1 | | AWAY | | 0- 0 | | 0- 0 | | 1- 0 | | | | | | | | | | | |
| 2- 2 | | 0- 1 | | 0- 1 | | NEUTRAL | | 2- 0 | | 0- 0 | | 0- 0 | | | | | | | | | | | |
| 10- 0 | | 0- 0 | | 2- 0 | | CONFERENCE | | 4- 0 | | 1- 0 | | 3- 0 | | | | | | | | | | | |
| 4- 0 | | 0- 0 | | 1- 0 | | HOME | | 1- 0 | | 0- 0 | | 2- 0 | | | | | | | | | | | |
| 6- 0 | | 0- 0 | | 1- 0 | | AWAY | | 3- 0 | | 1- 0 | | 1- 0 | | | | | | | | | | | |
| 0- 0 | | 0- 0 | | 0- 0 | | NEUTRAL | | 0- 0 | | 0- 0 | | 0- 0 | | | | | | | | | | | |
| RPI | S | Opponent | | Score | | RPI | S | Opponent | | Score | | RPI | S | Opponent | | Score | | | | | | | |
| 1 | A | Nebraska | | 1 | 3 | 26 | H | Kansas | | 2 | 3 | 53 | N | UNI | | 3 | 0 | 118 | A | Butler | 3 | 0 | |
| 15 | N | Kentucky | | 0 | 3 | 28 | A | Southern California | | 2 | 3 | 62 | A | Villanova | | 3 | 1 | 155 | H | Seton Hall | 3 | 0 | |
| 17 | A | Kansas St. | | 1 | 3 | 30 | H | TCU | | 3 | 0 | 65 | N | Gonzaga | | 3 | 0 | 165 | H | Chattanooga | 3 | 0 | |
| | | | | | | 32 | N | Wichita St. | | 2 | 3 | 75 | A | DePaul | | 3 | 0 | 187 | H | St. John's (NY) | 3 | 0 | |
| | | | | | | 35 | A | Marquette | | 3 | 1 | 75 | H | DePaul | | 3 | 1 | 222 | A | Georgetown | 3 | 0 | |
| | | | | | | 35 | H | Marquette | | 3 | 0 | 90 | A | Xavier | | 3 | 0 | 226 | A | Montana St. | 3 | 0 | |
| | | | | | | 49 | A | Iowa St. | | 3 | 1 | | | | | | | | | | | | |
| | | | | | | LAST 10 GAMES | | | | | | | | | | | | | | | | | |
| | | | | | | 35 | A | Marquette | | 3 | 1 | 62 | A | Villanova | | 3 | 1 | | | | | | |
| | | | | | | 75 | A | DePaul | | 3 | 0 | 118 | A | Butler | | 3 | 0 | | | | | | |
| | | | | | | 155 | H | Seton Hall | | 3 | 0 | 90 | A | Xavier | | 3 | 0 | | | | | | |
| | | | | | | 187 | H | St. John's (NY) | | 3 | 0 | 75 | H | DePaul | | 3 | 1 | | | | | | |
| | | | | | | 222 | A | Georgetown | | 3 | 0 | 35 | H | Marquette | | 3 | 0 | | | | | | |

Non-Div. I Games:

Creighton

| Average RPI Win: 87 | | WON-LOST | WINNING | LAST 10 | STRENGTH OF | | OPP. STRENGTH | TEAM | ADJ | | CONF. | ADJ CONF. | | | |
|----------------------|----------------|----------|-----------|---------|---------------------|-------|---------------|-------|-------------|--------|----------|-----------|---------------------|-------|---|
| Average RPI Loss: 39 | | RECORD | PCT. RANK | GAMES | SCHEDULE | | OF SCHEDULE | RPI | RPI | | RPI | RPI | | | |
| DIV. I ONLY | | 15- 6 | .71429 | 55 | 6- 4 | | 13 | 19 | 23 | .65246 | 20 | 2 | | | |
| DIV. I NON-CONF. | | 9- 2 | .81818 | 33 | 0- 0 | | 30 | 55 | 23 | .66116 | 23 | 2 | | | |
| TOTALS | | RPI 1-25 | RPI 26-50 | | W-L RECORDS | | RPI 51-100 | | RPI 101-150 | | RPI 150+ | | | | |
| 15- 6 | | 4- 3 | 1- 1 | | OVERALL | | 2- 1 | | 7- 1 | | 1- 0 | | | | |
| 5- 4 | | 0- 2 | 0- 1 | | HOME | | 0- 1 | | 5- 0 | | 0- 0 | | | | |
| 7- 1 | | 4- 1 | 1- 0 | | AWAY | | 0- 0 | | 2- 0 | | 0- 0 | | | | |
| 3- 1 | | 0- 0 | 0- 0 | | NEUTRAL | | 2- 0 | | 0- 1 | | 1- 0 | | | | |
| 9- 2 | | 2- 0 | 0- 0 | | NON-CONFERENCE | | 2- 1 | | 4- 1 | | 1- 0 | | | | |
| 3- 1 | | 0- 0 | 0- 0 | | HOME | | 0- 1 | | 3- 0 | | 0- 0 | | | | |
| 3- 0 | | 2- 0 | 0- 0 | | AWAY | | 0- 0 | | 1- 0 | | 0- 0 | | | | |
| 3- 1 | | 0- 0 | 0- 0 | | NEUTRAL | | 2- 0 | | 0- 1 | | 1- 0 | | | | |
| 6- 4 | | 2- 3 | 1- 1 | | CONFERENCE | | 0- 0 | | 3- 0 | | 0- 0 | | | | |
| 2- 3 | | 0- 2 | 0- 1 | | HOME | | 0- 0 | | 2- 0 | | 0- 0 | | | | |
| 4- 1 | | 2- 1 | 1- 0 | | AWAY | | 0- 0 | | 1- 0 | | 0- 0 | | | | |
| 0- 0 | | 0- 0 | 0- 0 | | NEUTRAL | | 0- 0 | | 0- 0 | | 0- 0 | | | | |
| RPI S | Opponent | Score | | RPI S | Opponent | Score | | RPI S | Opponent | Score | | RPI S | Opponent | Score | |
| 7 A | Washington | 0 | 3 | 28 H | Southern California | 2 | 3 | 65 H | Gonzaga | 2 | 3 | 105 H | Oregon St. | 3 | 2 |
| 10 H | UCLA | 0 | 3 | 40 A | Colorado | 3 | 2 | 72 N | Texas St. | 3 | 0 | 109 N | Illinois St. | 2 | 3 |
| 11 A | BYU | 3 | 2 | | | | | 85 N | Rice | 3 | 0 | 115 A | Portland | 3 | 0 |
| 12 A | Stanford | 3 | 1 | | | | | | | | | 116 H | Arizona St. | 3 | 2 |
| 13 H | Oregon | 2 | 3 | | | | | | | | | 118 H | Butler | 3 | 1 |
| 16 A | Missouri | 3 | 2 | | | | | | | | | 130 H | Utah St. | 3 | 0 |
| 23 A | Washington St. | 3 | 2 | | | | | | | | | 132 A | California | 3 | 0 |
| | | | | | | | | | | | | 133 H | Idaho St. | 3 | 0 |
| | | | | | | | | | | | | 190 N | CSU Bakersfield | 3 | 1 |
| LAST 10 GAMES | | | | | | | | | | | | | | | |
| | | | | 105 H | Oregon St. | 3 | 2 | | | | | 132 A | California | 3 | 0 |
| | | | | 13 H | Oregon | 2 | 3 | | | | | 28 H | Southern California | 2 | 3 |
| | | | | 23 A | Washington St. | 3 | 2 | | | | | 10 H | UCLA | 0 | 3 |
| | | | | 7 A | Washington | 0 | 3 | | | | | 116 H | Arizona St. | 3 | 2 |
| | | | | 12 A | Stanford | 3 | 1 | | | | | 40 A | Colorado | 3 | 2 |

Non-Div. I Games:

Utah

| Average RPI Win: | | 152 | WON-LOST RECORD | | WINNING PCT. RANK | LAST 10 GAMES | | STRENGTH OF SCHEDULE | | OPP. STRENGTH OF SCHEDULE | TEAM RPI | ADJ RPI | CONF. RPI | ADJ CONF. RPI | | | |
|-------------------|---|--------------|-----------------|-----------|-------------------|----------------|-------|----------------------|----|---------------------------|----------|----------|-----------|---------------|----|-------|---|
| Average RPI Loss: | | 39 | | | | | | | | | | | | | | | |
| DIV. I ONLY | | | 22- 2 | | .91667 | 3 | 10- 0 | | 62 | 126 | 17 | .65171 | 21 | 14 | 14 | | |
| DIV. I NON-CONF. | | | 13- 2 | | .86667 | 19 | 1- 0 | | 16 | 79 | 11 | .68357 | 13 | 17 | 17 | | |
| TOTALS | | RPI 1-25 | | RPI 26-50 | | W-L RECORDS | | RPI 51-100 | | RPI 101-150 | | RPI 150+ | | | | | |
| 22- 2 | | 0- 1 | | 2- 0 | | OVERALL | | 7- 1 | | 3- 0 | | 10- 0 | | | | | |
| 8- 1 | | 0- 1 | | 1- 0 | | HOME | | 2- 0 | | 0- 0 | | 5- 0 | | | | | |
| 9- 0 | | 0- 0 | | 1- 0 | | AWAY | | 2- 0 | | 3- 0 | | 3- 0 | | | | | |
| 5- 1 | | 0- 0 | | 0- 0 | | NEUTRAL | | 3- 1 | | 0- 0 | | 2- 0 | | | | | |
| 13- 2 | | 0- 1 | | 2- 0 | | NON-CONFERENCE | | 6- 1 | | 2- 0 | | 3- 0 | | | | | |
| 4- 1 | | 0- 1 | | 1- 0 | | HOME | | 2- 0 | | 0- 0 | | 1- 0 | | | | | |
| 4- 0 | | 0- 0 | | 1- 0 | | AWAY | | 1- 0 | | 2- 0 | | 0- 0 | | | | | |
| 5- 1 | | 0- 0 | | 0- 0 | | NEUTRAL | | 3- 1 | | 0- 0 | | 2- 0 | | | | | |
| 9- 0 | | 0- 0 | | 0- 0 | | CONFERENCE | | 1- 0 | | 1- 0 | | 7- 0 | | | | | |
| 4- 0 | | 0- 0 | | 0- 0 | | HOME | | 0- 0 | | 0- 0 | | 4- 0 | | | | | |
| 5- 0 | | 0- 0 | | 0- 0 | | AWAY | | 1- 0 | | 1- 0 | | 3- 0 | | | | | |
| 0- 0 | | 0- 0 | | 0- 0 | | NEUTRAL | | 0- 0 | | 0- 0 | | 0- 0 | | | | | |
| RPI | S | Opponent | | Score | | RPI | S | Opponent | | Score | | RPI | S | Opponent | | Score | |
| 14 | H | Michigan St. | | 2 | 3 | 42 | A | Pittsburgh | | 3 | 2 | 56 | H | Southern Ill. | | 3 | 1 |
| | | | | | | 47 | H | Cincinnati | | 3 | 0 | 59 | A | UTSA | | 3 | 1 |
| | | | | | | | | | | | | 62 | N | Villanova | | 3 | 0 |
| | | | | | | | | | | | | 63 | N | FGCU | | 3 | 1 |
| | | | | | | | | | | | | 64 | N | Cal Poly | | 1 | 3 |
| | | | | | | | | | | | | 74 | H | Lipscomb | | 3 | 2 |
| | | | | | | | | | | | | 77 | N | Arkansas St. | | 3 | 1 |
| | | | | | | | | | | | | 100 | A | Saint Louis | | 3 | 0 |
| | | | | | | | | | | | | | | | | | |
| | | | | | | | | | | | | | | | | | |
| | | | | | | | | | | | | | | | | | |
| | | | | | | | | | | | | | | | | | |
| | | | | | | | | | | | | | | | | | |
| | | | | | | | | | | | | | | | | | |
| | | | | | | | | | | | | | | | | | |
| | | | | | | | | | | | | | | | | | |
| | | | | | | | | | | | | | | | | | |
| | | | | | | | | | | | | | | | | | |
| | | | | | | | | | | | | | | | | | |
| | | | | | | | | | | | | | | | | | |
| | | | | | | | | | | | | | | | | | |
| | | | | | | | | | | | | | | | | | |
| | | | | | | | | | | | | | | | | | |
| | | | | | | | | | | | | | | | | | |
| | | | | | | | | | | | | | | | | | |
| | | | | | | | | | | | | | | | | | |
| | | | | | | | | | | | | | | | | | |
| | | | | | | | | | | | | | | | | | |
| | | | | | | | | | | | | | | | | | |
| | | | | | | | | | | | | | | | | | |
| | | | | | | | | | | | | | | | | | |
| | | | | | | | | | | | | | | | | | |
| | | | | | | | | | | | | | | | | | |
| | | | | | | | | | | | | | | | | | |
| | | | | | | | | | | | | | | | | | |
| | | | | | | | | | | | | | | | | | |
| | | | | | | | | | | | | | | | | | |
| | | | | | | | | | | | | | | | | | |
| | | | | | | | | | | | | | | | | | |
| | | | | | | | | | | | | | | | | | |
| | | | | | | | | | | | | | | | | | |
| | | | | | | | | | | | | | | | | | |
| | | | | | | | | | | | | | | | | | |
| | | | | | | | | | | | | | | | | | |
| | | | | | | | | | | | | | | | | | |
| | | | | | | | | | | | | | | | | | |
| | | | | | | | | | | | | | | | | | |
| | | | | | | | | | | | | | | | | | |
| | | | | | | | | | | | | | | | | | |
| | | | | | | | | | | | | | | | | | |

Non-Div. I Games:

Western Ky.

| Average RPI Win: 122 | | WON-LOST | WINNING | LAST 10 | STRENGTH OF | | OPP. STRENGTH | TEAM | ADJ | CONF. | ADJ CONF. |
|----------------------|----------------|----------|-----------|--------------|----------------|-------|---------------|-------|-------------|---------------|-----------|
| Average RPI Loss: 17 | | RECORD | PCT. RANK | GAMES | SCHEDULE | | OF SCHEDULE | RPI | RPI | RPI | RPI |
| DIV. I ONLY | | 17- 4 | .80952 | 25 | 59 | | 12 | 24 | .65088 | 22 | 1 |
| DIV. I NON-CONF. | | 8- 3 | .72727 | 68 | 93 | | 87 | 56 | .59287 | 56 | 1 |
| TOTALS | | RPI 1-25 | RPI 26-50 | | W-L RECORDS | | RPI 51-100 | | RPI 101-150 | | RPI 150+ |
| 17- 4 | | 5- 3 | 0- 1 | | OVERALL | | 2- 0 | | 2- 0 | | 8- 0 |
| 10- 1 | | 4- 1 | 0- 0 | | HOME | | 0- 0 | | 2- 0 | | 4- 0 |
| 5- 2 | | 1- 1 | 0- 1 | | AWAY | | 1- 0 | | 0- 0 | | 3- 0 |
| 2- 1 | | 0- 1 | 0- 0 | | NEUTRAL | | 1- 0 | | 0- 0 | | 1- 0 |
| 8- 3 | | 0- 2 | 0- 1 | | NON-CONFERENCE | | 1- 0 | | 2- 0 | | 5- 0 |
| 5- 1 | | 0- 1 | 0- 0 | | HOME | | 0- 0 | | 2- 0 | | 3- 0 |
| 1- 1 | | 0- 0 | 0- 1 | | AWAY | | 0- 0 | | 0- 0 | | 1- 0 |
| 2- 1 | | 0- 1 | 0- 0 | | NEUTRAL | | 1- 0 | | 0- 0 | | 1- 0 |
| 9- 1 | | 5- 1 | 0- 0 | | CONFERENCE | | 1- 0 | | 0- 0 | | 3- 0 |
| 5- 0 | | 4- 0 | 0- 0 | | HOME | | 0- 0 | | 0- 0 | | 1- 0 |
| 4- 1 | | 1- 1 | 0- 0 | | AWAY | | 1- 0 | | 0- 0 | | 2- 0 |
| 0- 0 | | 0- 0 | 0- 0 | | NEUTRAL | | 0- 0 | | 0- 0 | | 0- 0 |
| RPI S | Opponent | Score | RPI S | Opponent | Score | RPI S | Opponent | Score | RPI S | Opponent | Score |
| 4 H | Minnesota | 3 2 | 40 A | Colorado | 2 3 | 58 A | Indiana | 3 0 | 120 H | West Virginia | 3 0 |
| 6 A | Michigan | 2 3 | | | | 67 N | Hofstra | 3 1 | 146 H | Rhode Island | 3 0 |
| 6 H | Michigan | 3 0 | | | | | | | 153 A | Northwestern | 3 0 |
| 9 H | North Carolina | 2 3 | | | | | | | 164 H | Howard | 3 0 |
| 12 N | Stanford | 0 3 | | | | | | | 195 A | Rutgers | 3 0 |
| 14 H | Michigan St. | 3 0 | | | | | | | 195 H | Rutgers | 3 0 |
| 18 A | Purdue | 3 0 | | | | | | | 202 A | Syracuse | 3 0 |
| 24 H | Ohio St. | 3 0 | | | | | | | 208 H | Clemson | 3 0 |
| | | | | | | | | | 209 H | Ga. Southern | 3 0 |
| | | | | | | | | | 294 N | Siena | 3 0 |
| LAST 10 GAMES | | | | | | | | | | | |
| 6 A | Michigan | 2 3 | 4 H | Minnesota | 3 2 | | | | | | |
| 24 H | Ohio St. | 3 0 | 6 H | Michigan | 3 0 | | | | | | |
| 58 A | Indiana | 3 0 | 14 H | Michigan St. | 3 0 | | | | | | |
| 18 A | Purdue | 3 0 | 153 A | Northwestern | 3 0 | | | | | | |
| 195 H | Rutgers | 3 0 | 195 A | Rutgers | 3 0 | | | | | | |

Non-Div. I Games:

Penn St.

[illegible]

Non-Div. I Games:

Washington St.

| Average RPI Win: 122 | | WON-LOST | WINNING | LAST 10 | STRENGTH OF | OPP. STRENGTH | TEAM | ADJ | CONF. | ADJ CONF. | | | | | | | | | | | | | |
|----------------------|---|-------------------|-----------|-----------|-------------|----------------|------|--------------------|--------|-------------|---|----------|---|--------------|--|-------|---|-----|---|--------------|--|---|---|
| Average RPI Loss: 14 | | RECORD | PCT. RANK | GAMES | SCHEDULE | OF SCHEDULE | RPI | RPI | RPI | RPI | | | | | | | | | | | | | |
| DIV. I ONLY | | 14- 8 | .63636 | 92 | 4- 6 | 6 | 30 | 22 | .64778 | 24 | 1 | 1 | | | | | | | | | | | |
| DIV. I NON-CONF. | | 10- 2 | .83333 | 27 | 0- 0 | 69 | 95 | 31 | .63288 | 33 | 1 | 1 | | | | | | | | | | | |
| <hr/> | | | | | | | | | | | | | | | | | | | | | | | |
| TOTALS | | RPI 1-25 | | RPI 26-50 | | W-L RECORDS | | RPI 51-100 | | RPI 101-150 | | RPI 150+ | | | | | | | | | | | |
| 14- 8 | | 2- 7 | | 1- 0 | | OVERALL | | 3- 1 | | 1- 0 | | 7- 0 | | | | | | | | | | | |
| 5- 2 | | 1- 2 | | 0- 0 | | HOME | | 2- 0 | | 0- 0 | | 2- 0 | | | | | | | | | | | |
| 3- 6 | | 1- 5 | | 0- 0 | | AWAY | | 0- 1 | | 0- 0 | | 2- 0 | | | | | | | | | | | |
| 6- 0 | | 0- 0 | | 1- 0 | | NEUTRAL | | 1- 0 | | 1- 0 | | 3- 0 | | | | | | | | | | | |
| 10- 2 | | 0- 1 | | 1- 0 | | NON-CONFERENCE | | 2- 1 | | 1- 0 | | 6- 0 | | | | | | | | | | | |
| 2- 1 | | 0- 1 | | 0- 0 | | HOME | | 1- 0 | | 0- 0 | | 1- 0 | | | | | | | | | | | |
| 2- 1 | | 0- 0 | | 0- 0 | | AWAY | | 0- 1 | | 0- 0 | | 2- 0 | | | | | | | | | | | |
| 6- 0 | | 0- 0 | | 1- 0 | | NEUTRAL | | 1- 0 | | 1- 0 | | 3- 0 | | | | | | | | | | | |
| 4- 6 | | 2- 6 | | 0- 0 | | CONFERENCE | | 1- 0 | | 0- 0 | | 1- 0 | | | | | | | | | | | |
| 3- 1 | | 1- 1 | | 0- 0 | | HOME | | 1- 0 | | 0- 0 | | 1- 0 | | | | | | | | | | | |
| 1- 5 | | 1- 5 | | 0- 0 | | AWAY | | 0- 0 | | 0- 0 | | 0- 0 | | | | | | | | | | | |
| 0- 0 | | 0- 0 | | 0- 0 | | NEUTRAL | | 0- 0 | | 0- 0 | | 0- 0 | | | | | | | | | | | |
| RPI | S | Opponent | | Score | | RPI | S | Opponent | | Score | | RPI | S | Opponent | | Score | | | | | | | |
| 1 | A | Nebraska | | 3 | 1 | 39 | N | Texas A&M | | 3 | 2 | 51 | A | Missouri St. | | 2 | 3 | 103 | N | Green Bay | | 3 | 2 |
| 1 | H | Nebraska | | 1 | 3 | | | | | | | 57 | H | Iowa | | 3 | 0 | 153 | H | Northwestern | | 3 | 0 |
| 2 | A | Wisconsin | | 0 | 3 | | | | | | | 72 | N | Texas St. | | 3 | 0 | 167 | N | IUPUI | | 3 | 0 |
| 4 | A | Minnesota | | 1 | 3 | | | | | | | 83 | H | Wyoming | | 3 | 0 | 169 | N | UNCG | | 3 | 0 |
| 6 | A | Michigan | | 1 | 3 | | | | | | | | | | | | | 184 | A | North Texas | | 3 | 0 |
| 11 | H | BYU | | 2 | 3 | | | | | | | | | | | | | 206 | N | Valparaiso | | 3 | 0 |
| 14 | A | Michigan St. | | 0 | 3 | | | | | | | | | | | | | 219 | A | Ball St. | | 3 | 0 |
| 14 | H | Michigan St. | | 3 | 0 | | | | | | | | | | | | | 238 | H | LIU Brooklyn | | 3 | 0 |
| 22 | A | Penn St. | | 0 | 3 | | | | | | | | | | | | | | | | | | |
| <hr/> | | | | | | | | | | | | | | | | | | | | | | | |
| LAST 10 GAMES | | | | | | | | | | | | | | | | | | | | | | | |
| | | 14 H Michigan St. | | 3 | 0 | | | 14 A Michigan St. | | 0 | 3 | | | | | | | | | | | | |
| | | 22 A Penn St. | | 0 | 3 | | | 1 A Nebraska | | 3 | 1 | | | | | | | | | | | | |
| | | 57 H Iowa | | 3 | 0 | | | 153 H Northwestern | | 3 | 0 | | | | | | | | | | | | |
| | | 1 H Nebraska | | 1 | 3 | | | 4 A Minnesota | | 1 | 3 | | | | | | | | | | | | |
| | | 6 A Michigan | | 1 | 3 | | | 2 A Wisconsin | | 0 | 3 | | | | | | | | | | | | |

Non-Div. I Games:

Ohio St.

| Average RPI Win: 131 | | WON-LOST RECORD | WINNING PCT. RANK | LAST 10 GAMES | STRENGTH OF SCHEDULE | OPP. STRENGTH OF SCHEDULE | TEAM RPI | ADJ RPI | CONF. RPI | ADJ CONF. RPI | |
|----------------------|----------|--------------------|----------------------|------------------|-------------------------|------------------------------|--------------------|------------|--------------|------------------|----------|
| Average RPI Loss: 33 | | | | | | | | | | | |
| DIV. I ONLY | | 19- 3 | .86364 11 | 8- 2 | 52 | 72 | 20 | .64626 25 | 7 | 7 | |
| DIV. I NON-CONF. | | 11- 1 | .91667 8 | 0- 0 | 61 | 47 | 19 | .6629 21 | 8 | 8 | |
| TOTALS | | RPI 1-25 | RPI 26-50 | | W-L RECORDS | | RPI 51-100 | | RPI 101-150 | | RPI 150+ |
| 19- 3 | 0- 1 | | 1- 2 | | OVERALL | | 6- 0 | | 4- 0 | | 8- 0 |
| 9- 1 | 0- 0 | | 1- 1 | | HOME | | 5- 0 | | 0- 0 | | 3- 0 |
| 7- 2 | 0- 1 | | 0- 1 | | AWAY | | 1- 0 | | 4- 0 | | 2- 0 |
| 3- 0 | 0- 0 | | 0- 0 | | NEUTRAL | | 0- 0 | | 0- 0 | | 3- 0 |
| 11- 1 | 0- 1 | | 0- 0 | | NON-CONFERENCE | | 5- 0 | | 1- 0 | | 5- 0 |
| 6- 0 | 0- 0 | | 0- 0 | | HOME | | 4- 0 | | 0- 0 | | 2- 0 |
| 2- 1 | 0- 1 | | 0- 0 | | AWAY | | 1- 0 | | 1- 0 | | 0- 0 |
| 3- 0 | 0- 0 | | 0- 0 | | NEUTRAL | | 0- 0 | | 0- 0 | | 3- 0 |
| 8- 2 | 0- 0 | | 1- 2 | | CONFERENCE | | 1- 0 | | 3- 0 | | 3- 0 |
| 3- 1 | 0- 0 | | 1- 1 | | HOME | | 1- 0 | | 0- 0 | | 1- 0 |
| 5- 1 | 0- 0 | | 0- 1 | | AWAY | | 0- 0 | | 3- 0 | | 2- 0 |
| 0- 0 | 0- 0 | | 0- 0 | | NEUTRAL | | 0- 0 | | 0- 0 | | 0- 0 |
| RPI S | Opponent | Score | RPI S | Opponent | Score | RPI S | Opponent | Score | RPI S | Opponent | Score |
| 11 A | BYU | 0 3 | 37 A | Boise St. | 0 3 | 66 A | A&M-Corpus Christi | 3 1 | 113 A | Fresno St. | 3 2 |
| | | | 37 H | Boise St. | 3 1 | 67 H | Hofstra | 3 0 | 130 A | Utah St. | 3 2 |
| | | | 50 H | Colorado St. | 1 3 | 73 H | New Mexico St. | 3 0 | 136 A | Utah Valley | 3 1 |
| | | | | | | 76 H | UC Santa Barbara | 3 0 | 148 A | New Mexico | 3 1 |
| | | | | | | 83 H | Wyoming | 3 1 | 151 H | CSUN | 3 0 |
| | | | | | | 98 H | Albany (NY) | 3 1 | 151 N | CSUN | 3 0 |
| | | | | | | | | | 157 H | Sacramento St. | 3 1 |
| | | | | | | | | | 176 A | San Jose St. | 3 2 |
| | | | | | | | | | 180 N | UT Arlington | 3 1 |
| | | | | | | | | | 180 N | UT Arlington | 3 1 |
| | | | | | | | | | 237 A | Air Force | 3 0 |
| | | | | | | | | | 237 H | Air Force | 3 0 |
| | | | LAST 10 GAMES | | | | | | | | |
| | | | 37 A | Boise St. | 0 3 | 83 H | Wyoming | 3 1 | | | |
| | | | 237 A | Air Force | 3 0 | 176 A | San Jose St. | 3 2 | | | |
| | | | 130 A | Utah St. | 3 2 | 113 A | Fresno St. | 3 2 | | | |
| | | | 148 A | New Mexico | 3 1 | 237 H | Air Force | 3 0 | | | |
| | | | 50 H | Colorado St. | 1 3 | 37 H | Boise St. | 3 1 | | | |

Non-Div. I Games:

UNLV

| Average RPI Win: 127 | | WON-LOST RECORD | | WINNING PCT. RANK | | LAST 10 GAMES | | STRENGTH OF SCHEDULE | | OPP. STRENGTH OF SCHEDULE | | TEAM RPI | | ADJ RPI | | CONF. RPI | | ADJ CONF. RPI | | | | | | | | | | | |
|----------------------|---|-----------------|--|-------------------|--|---------------------|---|----------------------|--|---------------------------|--|----------|---|----------|--|-----------|--|------------------------|---|------------------|--|-----|--|-----|--|--|--|--|--|
| DIV. I ONLY | | 18- 2 | | .9 | | 5 | | 120 | | 33 | | 26 | | .64287 | | 26 | | 3 | | | | | | | | | | | |
| DIV. I NON-CONF. | | 11- 1 | | .91667 | | 8 | | 222 | | 65 | | 55 | | .59799 | | 55 | | 3 | | | | | | | | | | | |
| TOTALS | | RPI 1-25 | | RPI 26-50 | | W-L RECORDS | | RPI 51-100 | | RPI 101-150 | | RPI 150+ | | | | | | | | | | | | | | | | | |
| 18- 2 | | 2- 2 | | 3- 0 | | OVERALL | | 4- 0 | | 3- 0 | | 6- 0 | | | | | | | | | | | | | | | | | |
| 9- 0 | | 1- 0 | | 1- 0 | | HOME | | 3- 0 | | 2- 0 | | 2- 0 | | | | | | | | | | | | | | | | | |
| 4- 2 | | 1- 2 | | 2- 0 | | AWAY | | 0- 0 | | 1- 0 | | 0- 0 | | | | | | | | | | | | | | | | | |
| 5- 0 | | 0- 0 | | 0- 0 | | NEUTRAL | | 1- 0 | | 0- 0 | | 4- 0 | | | | | | | | | | | | | | | | | |
| 11- 1 | | 1- 1 | | 0- 0 | | NON-CONFERENCE | | 3- 0 | | 1- 0 | | 6- 0 | | | | | | | | | | | | | | | | | |
| 4- 0 | | 0- 0 | | 0- 0 | | HOME | | 2- 0 | | 0- 0 | | 2- 0 | | | | | | | | | | | | | | | | | |
| 2- 1 | | 1- 1 | | 0- 0 | | AWAY | | 0- 0 | | 1- 0 | | 0- 0 | | | | | | | | | | | | | | | | | |
| 5- 0 | | 0- 0 | | 0- 0 | | NEUTRAL | | 1- 0 | | 0- 0 | | 4- 0 | | | | | | | | | | | | | | | | | |
| 7- 1 | | 1- 1 | | 3- 0 | | CONFERENCE | | 1- 0 | | 2- 0 | | 0- 0 | | | | | | | | | | | | | | | | | |
| 5- 0 | | 1- 0 | | 1- 0 | | HOME | | 1- 0 | | 2- 0 | | 0- 0 | | | | | | | | | | | | | | | | | |
| 2- 1 | | 0- 1 | | 2- 0 | | AWAY | | 0- 0 | | 0- 0 | | 0- 0 | | | | | | | | | | | | | | | | | |
| 0- 0 | | 0- 0 | | 0- 0 | | NEUTRAL | | 0- 0 | | 0- 0 | | 0- 0 | | | | | | | | | | | | | | | | | |
| RPI | S | Opponent | | Score | | RPI | S | Opponent | | Score | | RPI | S | Opponent | | Score | | | | | | | | | | | | | |
| 3 | A | Texas | | 1 3 | | 30 | A | TCU | | 3 0 | | 53 | H | UNI | | 3 0 | | 119 | H | Texas Tech | | 3 0 | | | | | | | |
| 17 | H | Kansas St. | | 3 0 | | 31 | H | Baylor | | 3 1 | | 90 | N | Xavier | | 3 2 | | 120 | H | West Virginia | | 3 0 | | | | | | | |
| 18 | A | Purdue | | 1 3 | | 49 | A | Iowa St. | | 3 1 | | 93 | H | Oklahoma | | 3 0 | | 121 | A | Mississippi St. | | 3 0 | | | | | | | |
| 19 | A | Creighton | | 3 2 | | | | | | | | 97 | H | Maryland | | 3 0 | | 165 | N | Chattanooga | | 3 1 | | | | | | | |
| | | | | | | | | | | | | | | | | | | 193 | N | Eastern Wash. | | 3 0 | | | | | | | |
| | | | | | | | | | | | | | | | | | | 198 | H | Arkansas | | 3 2 | | | | | | | |
| | | | | | | | | | | | | | | | | | | 265 | N | Lamar University | | 3 0 | | | | | | | |
| | | | | | | | | | | | | | | | | | | 305 | N | Southeastern La. | | 3 0 | | | | | | | |
| | | | | | | | | | | | | | | | | | | 312 | H | Chicago St. | | 3 0 | | | | | | | |
| | | | | | | LAST 10 GAMES | | | | | | | | | | | | | | | | | | | | | | | |
| | | | | | | 120 H West Virginia | | | | | | 3 0 | | | | | | 31 H Baylor | | | | | | 3 1 | | | | | |
| | | | | | | 30 A TCU | | | | | | 3 0 | | | | | | 3 A Texas | | | | | | 1 3 | | | | | |
| | | | | | | 17 H Kansas St. | | | | | | 3 0 | | | | | | 93 H Oklahoma | | | | | | 3 0 | | | | | |
| | | | | | | 119 H Texas Tech | | | | | | 3 0 | | | | | | 305 N Southeastern La. | | | | | | 3 0 | | | | | |
| | | | | | | 49 A Iowa St. | | | | | | 3 1 | | | | | | 90 N Xavier | | | | | | 3 2 | | | | | |

Non-Div. I Games:

Kansas

| Average RPI Win: | | 130 | WON-LOST RECORD | | WINNING PCT. RANK | | LAST 10 GAMES | | STRENGTH OF SCHEDULE | | OPP. STRENGTH OF SCHEDULE | | TEAM RPI | | ADJ RPI | | CONF. RPI | | ADJ CONF. RPI | | | | | | | | |
|------------------|---|----------------|-----------------|-----------|-------------------|-------------------------|---------------|------------|----------------------|-------------|---------------------------|----------|----------|----------------------|---------|-------|-----------|-----|---------------|----------------|---|---|---|--|--|--|--|
| DIV. I ONLY | | | 16- 3 | | .84211 | 14 | 9- 1 | | 90 | 27 | 27 | .6387 | 27 | 8 | 8 | | | | | | | | | | | | |
| DIV. I NON-CONF. | | | 7- 2 | | .77778 | 41 | 0- 0 | | 14 | 15 | 17 | .67305 | 17 | 6 | 6 | | | | | | | | | | | | |
| TOTALS | | RPI 1-25 | | RPI 26-50 | | W-L RECORDS | | RPI 51-100 | | RPI 101-150 | | RPI 150+ | | | | | | | | | | | | | | | |
| 16- 3 | | 0- 3 | | 3- 0 | | OVERALL | | 3- 0 | | 4- 0 | | 6- 0 | | | | | | | | | | | | | | | |
| 9- 1 | | 0- 1 | | 2- 0 | | HOME | | 0- 0 | | 2- 0 | | 5- 0 | | | | | | | | | | | | | | | |
| 5- 1 | | 0- 1 | | 0- 0 | | AWAY | | 2- 0 | | 2- 0 | | 1- 0 | | | | | | | | | | | | | | | |
| 2- 1 | | 0- 1 | | 1- 0 | | NEUTRAL | | 1- 0 | | 0- 0 | | 0- 0 | | | | | | | | | | | | | | | |
| 7- 2 | | 0- 2 | | 2- 0 | | NON-CONFERENCE | | 2- 0 | | 1- 0 | | 2- 0 | | | | | | | | | | | | | | | |
| 3- 1 | | 0- 1 | | 1- 0 | | HOME | | 0- 0 | | 0- 0 | | 2- 0 | | | | | | | | | | | | | | | |
| 2- 0 | | 0- 0 | | 0- 0 | | AWAY | | 1- 0 | | 1- 0 | | 0- 0 | | | | | | | | | | | | | | | |
| 2- 1 | | 0- 1 | | 1- 0 | | NEUTRAL | | 1- 0 | | 0- 0 | | 0- 0 | | | | | | | | | | | | | | | |
| 9- 1 | | 0- 1 | | 1- 0 | | CONFERENCE | | 1- 0 | | 3- 0 | | 4- 0 | | | | | | | | | | | | | | | |
| 6- 0 | | 0- 0 | | 1- 0 | | HOME | | 0- 0 | | 2- 0 | | 3- 0 | | | | | | | | | | | | | | | |
| 3- 1 | | 0- 1 | | 0- 0 | | AWAY | | 1- 0 | | 1- 0 | | 1- 0 | | | | | | | | | | | | | | | |
| 0- 0 | | 0- 0 | | 0- 0 | | NEUTRAL | | 0- 0 | | 0- 0 | | 0- 0 | | | | | | | | | | | | | | | |
| RPI | S | Opponent | | Score | | RPI | S | Opponent | | Score | | RPI | S | Opponent | | Score | | | | | | | | | | | |
| 4 | N | Minnesota | | 1 | 3 | 31 | H | Baylor | | 3 | 2 | 52 | N | Alabama | | 3 | 2 | 101 | A | Miami (FL) | | 3 | 0 | | | | |
| 8 | H | Florida | | 1 | 3 | 39 | N | Texas A&M | | 3 | 2 | 60 | A | UCF | | 3 | 0 | 101 | H | Miami (FL) | | 3 | 0 | | | | |
| 9 | A | North Carolina | | 0 | 3 | 42 | H | Pittsburgh | | 3 | 1 | 86 | A | North Carolina St. | | 3 | 1 | 129 | A | LSU | | 3 | 0 | | | | |
| | | | | | | | | | | | | | | | | | | 131 | H | Louisville | | 3 | 1 | | | | |
| | | | | | | | | | | | | | | | | | | 171 | H | Virginia Tech | | 3 | 2 | | | | |
| | | | | | | | | | | | | | | | | | | 202 | H | Syracuse | | 3 | 0 | | | | |
| | | | | | | | | | | | | | | | | | | 227 | H | Little Rock | | 3 | 0 | | | | |
| | | | | | | | | | | | | | | | | | | 228 | A | Virginia | | 3 | 0 | | | | |
| | | | | | | | | | | | | | | | | | | 230 | H | Boston College | | 3 | 0 | | | | |
| | | | | | | | | | | | | | | | | | | 243 | H | Florida A&M | | 3 | 0 | | | | |
| | | | | | | | | | | | | | | | | | | | | | | | | | | | |
| | | | | | | LAST 10 GAMES | | | | | | | | | | | | | | | | | | | | | |
| | | | | | | 228 A Virginia | | | | | | 3 | 0 | 9 A North Carolina | | | | | | 0 | 3 | | | | | | |
| | | | | | | 101 A Miami (FL) | | | | | | 3 | 0 | 230 H Boston College | | | | | | 3 | 0 | | | | | | |
| | | | | | | 42 H Pittsburgh | | | | | | 3 | 1 | 202 H Syracuse | | | | | | 3 | 0 | | | | | | |
| | | | | | | 171 H Virginia Tech | | | | | | 3 | 2 | 131 H Louisville | | | | | | 3 | 1 | | | | | | |
| | | | | | | 86 A North Carolina St. | | | | | | 3 | 1 | 101 H Miami (FL) | | | | | | 3 | 0 | | | | | | |

Non-Div. I Games:

Florida St.

| | | | | | | | | | | | | | | | | | | | | | | | | | | | | | |
|------------------|---|------------|-----------------|-----------|-------------------|------------------|---------------|----------------|----------------------|-------|---------------------------|------------|----------|----------|---------|-------------|-----------|-------------------|---------------|-----------------|---|-------|---|-----|--|--|--|--|--|
| Average RPI Win: | | 76 | WON-LOST RECORD | | WINNING PCT. RANK | | LAST 10 GAMES | | STRENGTH OF SCHEDULE | | OPP. STRENGTH OF SCHEDULE | | TEAM RPI | | ADJ RPI | | CONF. RPI | | ADJ CONF. RPI | | | | | | | | | | |
| DIV. I ONLY | | | 14- 7 | | .66667 | | 83 | | 6- 4 | | 18 | | 8 | | 28 | | .63745 | | 28 | | 2 | | 2 | | | | | | |
| DIV. I NON-CONF. | | | 8- 3 | | .72727 | | 68 | | 0- 0 | | 37 | | 24 | | 30 | | .6376 | | 30 | | 2 | | 2 | | | | | | |
| TOTALS | | RPI 1-25 | | RPI 26-50 | | | | W-L RECORDS | | | | RPI 51-100 | | | | RPI 101-150 | | | | RPI 150+ | | | | | | | | | |
| 14- 7 | | 4- 3 | | 1- 2 | | | | OVERALL | | | | 4- 0 | | | | 4- 1 | | | | 1- 1 | | | | | | | | | |
| 7- 7 | | 2- 3 | | 0- 2 | | | | HOME | | | | 3- 0 | | | | 2- 1 | | | | 0- 1 | | | | | | | | | |
| 5- 0 | | 2- 0 | | 1- 0 | | | | AWAY | | | | 1- 0 | | | | 1- 0 | | | | 0- 0 | | | | | | | | | |
| 2- 0 | | 0- 0 | | 0- 0 | | | | NEUTRAL | | | | 0- 0 | | | | 1- 0 | | | | 1- 0 | | | | | | | | | |
| 8- 3 | | 2- 0 | | 0- 1 | | | | NON-CONFERENCE | | | | 4- 0 | | | | 1- 1 | | | | 1- 1 | | | | | | | | | |
| 5- 3 | | 2- 0 | | 0- 1 | | | | HOME | | | | 3- 0 | | | | 0- 1 | | | | 0- 1 | | | | | | | | | |
| 1- 0 | | 0- 0 | | 0- 0 | | | | AWAY | | | | 1- 0 | | | | 0- 0 | | | | 0- 0 | | | | | | | | | |
| 2- 0 | | 0- 0 | | 0- 0 | | | | NEUTRAL | | | | 0- 0 | | | | 1- 0 | | | | 1- 0 | | | | | | | | | |
| 6- 4 | | 2- 3 | | 1- 1 | | | | CONFERENCE | | | | 0- 0 | | | | 3- 0 | | | | 0- 0 | | | | | | | | | |
| 2- 4 | | 0- 3 | | 0- 1 | | | | HOME | | | | 0- 0 | | | | 2- 0 | | | | 0- 0 | | | | | | | | | |
| 4- 0 | | 2- 0 | | 1- 0 | | | | AWAY | | | | 0- 0 | | | | 1- 0 | | | | 0- 0 | | | | | | | | | |
| 0- 0 | | 0- 0 | | 0- 0 | | | | NEUTRAL | | | | 0- 0 | | | | 0- 0 | | | | 0- 0 | | | | | | | | | |
| RPI | S | Opponent | | Score | | RPI | S | Opponent | | Score | | RPI | S | Opponent | | Score | | RPI | S | Opponent | | Score | | | | | | | |
| 7 | H | Washington | | 0 3 | | 35 | H | Marquette | | 1 3 | | 53 | H | UNI | | 3 1 | | 105 | A | Oregon St. | | 3 0 | | | | | | | |
| 10 | H | UCLA | | 1 3 | | 36 | H | Arizona | | 0 3 | | 85 | A | Rice | | 3 1 | | 106 | H | Santa Clara | | 1 3 | | | | | | | |
| 12 | H | Stanford | | 0 3 | | 40 | A | Colorado | | 3 1 | | 93 | H | Oklahoma | | 3 0 | | 110 | N | Oakland | | 3 0 | | | | | | | |
| 13 | A | Oregon | | 3 1 | | | | | | | | 97 | H | Maryland | | 3 0 | | 116 | H | Arizona St. | | 3 1 | | | | | | | |
| 15 | H | Kentucky | | 3 0 | | | | | | | | | | | | | | 132 | H | California | | 3 0 | | | | | | | |
| 19 | H | Creighton | | 3 2 | | | | | | | | | | | | | | 156 | H | UC Irvine | | 0 3 | | | | | | | |
| 20 | A | Utah | | 3 2 | | | | | | | | | | | | | | 161 | N | Sam Houston St. | | 3 0 | | | | | | | |
| | | | | | | LAST 10 GAMES | | | | | | | | | | | | | | | | | | | | | | | |
| | | | | | | 12 H Stanford | | | | | | 0 3 | | | | | | 116 H Arizona St. | | | | | | 3 1 | | | | | |
| | | | | | | 132 H California | | | | | | 3 0 | | | | | | 20 A Utah | | | | | | 3 2 | | | | | |
| | | | | | | 105 A Oregon St. | | | | | | 3 0 | | | | | | 40 A Colorado | | | | | | 3 1 | | | | | |
| | | | | | | 13 A Oregon | | | | | | 3 1 | | | | | | 7 H Washington | | | | | | 0 3 | | | | | |
| | | | | | | 36 H Arizona | | | | | | 0 3 | | | | | | 10 H UCLA | | | | | | 1 3 | | | | | |

Non-Div. I Games:

Southern California

| Average RPI Win: 87 | | WON-LOST RECORD | | WINNING PCT. RANK | | LAST 10 GAMES | | STRENGTH OF SCHEDULE | | OPP. STRENGTH OF SCHEDULE | | TEAM RPI | | ADJ RPI | | CONF. RPI | | ADJ CONF. RPI | |
|---------------------|---|-----------------|--|-------------------|--|----------------|---|----------------------|--|---------------------------|--|----------|---|--------------------|--|-----------|--|---------------|--|
| DIV. I ONLY | | 10- 9 | | .52632 161 | | 4- 6 | | 4 | | 24 | | 31 | | .62935 30 | | 3 | | 3 | |
| DIV. I NON-CONF. | | 7- 3 | | .7 72 | | 1- 0 | | 2 | | 33 | | 10 | | .68598 12 | | 3 | | 3 | |
| TOTALS | | RPI 1-25 | | RPI 26-50 | | W-L RECORDS | | RPI 51-100 | | RPI 101-150 | | RPI 150+ | | | | | | | |
| 10- 9 | | 1- 4 | | 2- 4 | | OVERALL | | 4- 0 | | 1- 1 | | 2- 0 | | | | | | | |
| 7- 3 | | 1- 0 | | 1- 3 | | HOME | | 3- 0 | | 1- 0 | | 1- 0 | | | | | | | |
| 2- 6 | | 0- 4 | | 1- 1 | | AWAY | | 1- 0 | | 0- 1 | | 0- 0 | | | | | | | |
| 1- 0 | | 0- 0 | | 0- 0 | | NEUTRAL | | 0- 0 | | 0- 0 | | 1- 0 | | | | | | | |
| 7- 3 | | 1- 2 | | 1- 1 | | NON-CONFERENCE | | 3- 0 | | 0- 0 | | 2- 0 | | | | | | | |
| 5- 1 | | 1- 0 | | 1- 1 | | HOME | | 2- 0 | | 0- 0 | | 1- 0 | | | | | | | |
| 1- 2 | | 0- 2 | | 0- 0 | | AWAY | | 1- 0 | | 0- 0 | | 0- 0 | | | | | | | |
| 1- 0 | | 0- 0 | | 0- 0 | | NEUTRAL | | 0- 0 | | 0- 0 | | 1- 0 | | | | | | | |
| 3- 6 | | 0- 2 | | 1- 3 | | CONFERENCE | | 1- 0 | | 1- 1 | | 0- 0 | | | | | | | |
| 2- 2 | | 0- 0 | | 0- 2 | | HOME | | 1- 0 | | 1- 0 | | 0- 0 | | | | | | | |
| 1- 4 | | 0- 2 | | 1- 1 | | AWAY | | 0- 0 | | 0- 1 | | 0- 0 | | | | | | | |
| 0- 0 | | 0- 0 | | 0- 0 | | NEUTRAL | | 0- 0 | | 0- 0 | | 0- 0 | | | | | | | |
| RPI | S | Opponent | | Score | | RPI | S | Opponent | | Score | | RPI | S | Opponent | | Score | | | |
| 3 | A | Texas | | 0 3 | | 26 | H | Kansas | | 0 3 | | 70 | A | Duke | | 3 2 | | | |
| 9 | A | North Carolina | | 0 3 | | 31 | A | Baylor | | 0 3 | | 77 | H | Arkansas St. | | 3 2 | | | |
| 9 | H | North Carolina | | 3 2 | | 37 | H | Boise St. | | 3 0 | | 86 | H | North Carolina St. | | 3 0 | | | |
| 17 | A | Kansas St. | | 1 3 | | 44 | H | SMU | | 1 3 | | 93 | H | Oklahoma | | 3 2 | | | |
| 19 | A | Creighton | | 0 3 | | 49 | A | Iowa St. | | 3 2 | | | | | | | | | |
| | | | | | | 49 | H | Iowa St. | | 0 3 | | | | | | | | | |
| | | | | | | LAST 10 GAMES | | | | | | | | | | | | | |
| | | | | | | 49 | H | Iowa St. | | 0 3 | | 93 | H | Oklahoma | | 3 2 | | | |
| | | | | | | 3 | A | Texas | | 0 3 | | 120 | A | West Virginia | | 2 3 | | | |
| | | | | | | 26 | H | Kansas | | 0 3 | | 49 | A | Iowa St. | | 3 2 | | | |
| | | | | | | 17 | A | Kansas St. | | 1 3 | | 119 | H | Texas Tech | | 3 1 | | | |
| | | | | | | 31 | A | Baylor | | 0 3 | | 9 | H | North Carolina | | 3 2 | | | |

| Average RPI Win: 129 | | WON-LOST RECORD | | WINNING PCT. RANK | | LAST 10 GAMES | | STRENGTH OF SCHEDULE | | OPP. STRENGTH OF SCHEDULE | | TEAM RPI | | ADJ RPI | | CONF. RPI | | ADJ CONF. RPI | |
|----------------------|----------|-----------------|-------|-------------------|-------|----------------|---------------|----------------------|---|---------------------------|----------|--------------------|-------|-----------|-------|-----------|-----------------|---------------|---|
| DIV. I ONLY | | 18- 6 | | .75 42 | | 8- 2 | | 46 | | 58 | | 32 | | .62919 31 | | 3 | | 3 | |
| DIV. I NON-CONF. | | 12- 4 | | .75 50 | | 2- 0 | | 85 | | 105 | | 52 | | .60241 52 | | 3 | | 3 | |
| TOTALS | | RPI 1-25 | | RPI 26-50 | | W-L RECORDS | | RPI 51-100 | | RPI 101-150 | | RPI 150+ | | | | | | | |
| 18- 6 | | 2- 1 | | 2- 3 | | OVERALL | | 4- 1 | | 3- 1 | | 7- 0 | | | | | | | |
| 10- 2 | | 2- 1 | | 1- 0 | | HOME | | 3- 0 | | 1- 1 | | 3- 0 | | | | | | | |
| 6- 3 | | 0- 0 | | 1- 2 | | AWAY | | 1- 1 | | 2- 0 | | 2- 0 | | | | | | | |
| 2- 1 | | 0- 0 | | 0- 1 | | NEUTRAL | | 0- 0 | | 0- 0 | | 2- 0 | | | | | | | |
| 12- 4 | | 1- 0 | | 0- 2 | | NON-CONFERENCE | | 3- 1 | | 1- 1 | | 7- 0 | | | | | | | |
| 6- 1 | | 1- 0 | | 0- 0 | | HOME | | 2- 0 | | 0- 1 | | 3- 0 | | | | | | | |
| 4- 2 | | 0- 0 | | 0- 1 | | AWAY | | 1- 1 | | 1- 0 | | 2- 0 | | | | | | | |
| 2- 1 | | 0- 0 | | 0- 1 | | NEUTRAL | | 0- 0 | | 0- 0 | | 2- 0 | | | | | | | |
| 6- 2 | | 1- 1 | | 2- 1 | | CONFERENCE | | 1- 0 | | 2- 0 | | 0- 0 | | | | | | | |
| 4- 1 | | 1- 1 | | 1- 0 | | HOME | | 1- 0 | | 1- 0 | | 0- 0 | | | | | | | |
| 2- 1 | | 0- 0 | | 1- 1 | | AWAY | | 0- 0 | | 1- 0 | | 0- 0 | | | | | | | |
| 0- 0 | | 0- 0 | | 0- 0 | | NEUTRAL | | 0- 0 | | 0- 0 | | 0- 0 | | | | | | | |
| RPI S | Opponent | | Score | | RPI S | Opponent | | Score | | RPI S | Opponent | | Score | | RPI S | Opponent | | Score | |
| 3 | H | Texas | 1 | 3 | 26 | A | Kansas | 1 | 3 | 66 | H | A&M-Corpus Christi | 3 | 1 | 119 | H | Texas Tech | 3 | 0 |
| 17 | H | Kansas St. | 3 | 0 | 27 | A | Florida St. | 2 | 3 | 68 | H | Col. of Charleston | 3 | 0 | 120 | A | West Virginia | 3 | 1 |
| 23 | H | Washington St. | 3 | 2 | 30 | H | TCU | 3 | 0 | 72 | A | Texas St. | 3 | 1 | 123 | H | UTRGV | 1 | 3 |
| | | | | | 49 | A | Iowa St. | 3 | 2 | 76 | A | UC Santa Barbara | 0 | 3 | 129 | A | LSU | 3 | 0 |
| | | | | | 50 | N | Colorado St. | 1 | 3 | 93 | H | Oklahoma | 3 | 1 | 162 | A | SFA | 3 | 1 |
| | | | | | | | | | | | | | | | 184 | H | North Texas | 3 | 1 |
| | | | | | | | | | | | | | | | 190 | N | CSU Bakersfield | 3 | 0 |
| | | | | | | | | | | | | | | | 227 | N | Little Rock | 3 | 0 |
| | | | | | | | | | | | | | | | 228 | H | Virginia | 3 | 0 |
| | | | | | | | | | | | | | | | 243 | A | Florida A&M | 3 | 0 |
| | | | | | | | | | | | | | | | 302 | H | Prairie View | 3 | 0 |
| LAST 10 GAMES | | | | | | | | | | | | | | | | | | | |
| | | | | | 93 | H | Oklahoma | 3 | 1 | 26 | A | Kansas | 1 | 3 | | | | | |
| | | | | | 49 | A | Iowa St. | 3 | 2 | 119 | H | Texas Tech | 3 | 0 | | | | | |
| | | | | | 120 | A | West Virginia | 3 | 1 | 17 | H | Kansas St. | 3 | 0 | | | | | |
| | | | | | 3 | H | Texas | 1 | 3 | 162 | A | SFA | 3 | 1 | | | | | |
| | | | | | 30 | H | TCU | 3 | 0 | 184 | H | North Texas | 3 | 1 | | | | | |

Non-Div. I Games:

Baylor

[illegible]

Non-Div. I Games:

Wichita St.

| Average RPI Win: 169 | | WON-LOST | WINNING | LAST 10 | STRENGTH OF | | OPP. STRENGTH | TEAM | ADJ | | CONF. | ADJ CONF. |
|----------------------|----------|----------|---------------|----------------|-------------|-------|-------------------|-------|-------------|-------------------|----------|-----------|
| Average RPI Loss: 54 | | RECORD | PCT. RANK | GAMES | SCHEDULE | | OF SCHEDULE | RPI | RPI | | RPI | RPI |
| DIV. I ONLY | | 22- 1 | .95652 | 1 | 10- 0 | | 142 | 133 | 29 | | .6266 | 33 |
| DIV. I NON-CONF. | | 13- 1 | .92857 | 6 | 1- 0 | | 107 | 82 | 28 | | .63942 | 29 |
| TOTALS | | RPI 1-25 | RPI 26-50 | | W-L RECORDS | | RPI 51-100 | | RPI 101-150 | | RPI 150+ | |
| 22- 1 | 0- 0 | 1- 0 | | OVERALL | | 3- 1 | | 4- 0 | | 14- 0 | | |
| 10- 1 | 0- 0 | 1- 0 | | HOME | | 2- 1 | | 0- 0 | | 7- 0 | | |
| 8- 0 | 0- 0 | 0- 0 | | AWAY | | 1- 0 | | 1- 0 | | 6- 0 | | |
| 4- 0 | 0- 0 | 0- 0 | | NEUTRAL | | 0- 0 | | 3- 0 | | 1- 0 | | |
| 13- 1 | 0- 0 | 1- 0 | | NON-CONFERENCE | | 2- 1 | | 3- 0 | | 7- 0 | | |
| 6- 1 | 0- 0 | 1- 0 | | HOME | | 2- 1 | | 0- 0 | | 3- 0 | | |
| 3- 0 | 0- 0 | 0- 0 | | AWAY | | 0- 0 | | 0- 0 | | 3- 0 | | |
| 4- 0 | 0- 0 | 0- 0 | | NEUTRAL | | 0- 0 | | 3- 0 | | 1- 0 | | |
| 9- 0 | 0- 0 | 0- 0 | | CONFERENCE | | 1- 0 | | 1- 0 | | 7- 0 | | |
| 4- 0 | 0- 0 | 0- 0 | | HOME | | 0- 0 | | 0- 0 | | 4- 0 | | |
| 5- 0 | 0- 0 | 0- 0 | | AWAY | | 1- 0 | | 1- 0 | | 3- 0 | | |
| 0- 0 | 0- 0 | 0- 0 | | NEUTRAL | | 0- 0 | | 0- 0 | | 0- 0 | | |
| RPI S | Opponent | Score | RPI S | Opponent | Score | RPI S | Opponent | Score | RPI S | Opponent | Score | |
| | | | 45 H | Miami (OH) | 3 1 | 54 H | Loyola Marymount | 0 3 | 107 N | Toledo | 3 0 | |
| | | | | | | 56 H | Southern Ill. | 3 0 | 126 N | SIUE | 3 1 | |
| | | | | | | 90 H | Xavier | 3 1 | 140 N | Austin Peay | 3 0 | |
| | | | | | | 100 A | Saint Louis | 3 0 | 146 A | Rhode Island | 3 1 | |
| | | | | | | | | | 153 H | Northwestern | 3 2 | |
| | | | | | | | | | 159 A | VCU | 3 1 | |
| | | | | | | | | | 165 H | Chattanooga | 3 0 | |
| | | | | | | | | | 167 A | IUPUI | 3 0 | |
| | | | | | | | | | 172 H | Duquesne | 3 1 | |
| | | | | | | | | | 185 N | Kent St. | 3 0 | |
| | | | | | | | | | 188 A | Wright St. | 3 0 | |
| | | | | | | | | | 207 H | Youngstown St. | 3 0 | |
| | | | | | | | | | 233 A | Davidson | 3 0 | |
| | | | | | | | | | 241 H | George Washington | 3 1 | |
| | | | | | | | | | 245 A | Evansville | 3 0 | |
| | | | | | | | | | 252 H | La Salle | 3 0 | |
| | | | | | | | | | 257 A | Fordham | 3 0 | |
| | | | | | | | | | 292 H | George Mason | 3 1 | |
| | | | LAST 10 GAMES | | | | | | | | | |
| | | | 172 H | Duquesne | 3 1 | 146 A | Rhode Island | 3 1 | | | | |
| | | | 252 H | La Salle | 3 0 | 100 A | Saint Louis | 3 0 | | | | |
| | | | 233 A | Davidson | 3 0 | 292 H | George Mason | 3 1 | | | | |
| | | | 159 A | VCU | 3 1 | 241 H | George Washington | 3 1 | | | | |
| | | | 257 A | Fordham | 3 0 | 56 H | Southern Ill. | 3 0 | | | | |

Non-Div. I Games:

Dayton

| Average RPI Win: 123 | | WON-LOST RECORD | | WINNING PCT. RANK | | LAST 10 GAMES | | STRENGTH OF SCHEDULE | | OPP. STRENGTH OF SCHEDULE | | TEAM RPI | | ADJ RPI | | CONF. RPI | | ADJ CONF. RPI | | | | | |
|----------------------|---|-----------------|--|-------------------|---|----------------|---|----------------------|--|---------------------------|---|----------|---|-------------------|--|-----------|---|---------------|---|-------------------|---|---|--|
| DIV. I ONLY | | 14- 5 | | .73684 48 | | 9- 1 | | 48 | | 32 | | 33 | | .62631 34 | | 11 | | 11 | | | | | |
| DIV. I NON-CONF. | | 7- 4 | | .63636 109 | | 2- 0 | | 12 | | 5 | | 25 | | .64825 25 | | 9 | | 9 | | | | | |
| TOTALS | | RPI 1-25 | | RPI 26-50 | | W-L RECORDS | | RPI 51-100 | | RPI 101-150 | | RPI 150+ | | | | | | | | | | | |
| 14- 5 | | 0- 4 | | 1- 1 | | OVERALL | | 5- 0 | | 4- 0 | | 4- 0 | | | | | | | | | | | |
| 11- 4 | | 0- 4 | | 1- 0 | | HOME | | 3- 0 | | 4- 0 | | 3- 0 | | | | | | | | | | | |
| 3- 1 | | 0- 0 | | 0- 1 | | AWAY | | 2- 0 | | 0- 0 | | 1- 0 | | | | | | | | | | | |
| 0- 0 | | 0- 0 | | 0- 0 | | NEUTRAL | | 0- 0 | | 0- 0 | | 0- 0 | | | | | | | | | | | |
| 7- 4 | | 0- 4 | | 1- 0 | | NON-CONFERENCE | | 3- 0 | | 3- 0 | | 0- 0 | | | | | | | | | | | |
| 7- 4 | | 0- 4 | | 1- 0 | | HOME | | 3- 0 | | 3- 0 | | 0- 0 | | | | | | | | | | | |
| 0- 0 | | 0- 0 | | 0- 0 | | AWAY | | 0- 0 | | 0- 0 | | 0- 0 | | | | | | | | | | | |
| 0- 0 | | 0- 0 | | 0- 0 | | NEUTRAL | | 0- 0 | | 0- 0 | | 0- 0 | | | | | | | | | | | |
| 7- 1 | | 0- 0 | | 0- 1 | | CONFERENCE | | 2- 0 | | 1- 0 | | 4- 0 | | | | | | | | | | | |
| 4- 0 | | 0- 0 | | 0- 0 | | HOME | | 0- 0 | | 1- 0 | | 3- 0 | | | | | | | | | | | |
| 3- 1 | | 0- 0 | | 0- 1 | | AWAY | | 2- 0 | | 0- 0 | | 1- 0 | | | | | | | | | | | |
| 0- 0 | | 0- 0 | | 0- 0 | | NEUTRAL | | 0- 0 | | 0- 0 | | 0- 0 | | | | | | | | | | | |
| RPI | S | Opponent | | Score | | RPI | S | Opponent | | Score | | RPI | S | Opponent | | Score | | | | | | | |
| 2 | H | Wisconsin | | 1 | 3 | 36 | H | Arizona | | 3 | 2 | 51 | H | Missouri St. | | 3 | 0 | 114 | H | Pepperdine | 3 | 0 | |
| 7 | H | Washington | | 2 | 3 | 46 | A | Long Beach St. | | 2 | 3 | 61 | H | Pacific | | 3 | 0 | 114 | H | Pepperdine | 3 | 1 | |
| 10 | H | UCLA | | 0 | 3 | | | | | | | 64 | A | Cal Poly | | 3 | 1 | 136 | H | Utah Valley | 3 | 0 | |
| 17 | H | Kansas St. | | 1 | 3 | | | | | | | 69 | H | Northern Ill. | | 3 | 0 | 145 | H | UC Davis | 3 | 0 | |
| | | | | | | | | | | | | 76 | A | UC Santa Barbara | | 3 | 0 | 151 | A | CSUN | 3 | 0 | |
| | | | | | | | | | | | | | | | | | | 156 | H | UC Irvine | 3 | 1 | |
| | | | | | | | | | | | | | | | | | | 268 | H | UC Riverside | 3 | 0 | |
| | | | | | | | | | | | | | | | | | | 278 | H | Cal St. Fullerton | 3 | 0 | |
| | | | | | | LAST 10 GAMES | | | | | | | | | | | | | | | | | |
| | | | | | | 145 | H | UC Davis | | 3 | 0 | 278 | H | Cal St. Fullerton | | 3 | 0 | | | | | | |
| | | | | | | 156 | H | UC Irvine | | 3 | 1 | 64 | A | Cal Poly | | 3 | 1 | | | | | | |
| | | | | | | 46 | A | Long Beach St. | | 2 | 3 | 76 | A | UC Santa Barbara | | 3 | 0 | | | | | | |
| | | | | | | 151 | A | CSUN | | 3 | 0 | 114 | H | Pepperdine | | 3 | 1 | | | | | | |
| | | | | | | 268 | H | UC Riverside | | 3 | 0 | 114 | H | Pepperdine | | 3 | 0 | | | | | | |

Non-Div. I Games:

Hawaii

| Average RPI Win: 126 | | WON-LOST RECORD | | WINNING PCT. RANK | | LAST 10 GAMES | | STRENGTH OF SCHEDULE | | OPP. STRENGTH OF SCHEDULE | | TEAM RPI | | ADJ RPI | | CONF. RPI | | ADJ CONF. RPI | | | | | |
|----------------------|---|-----------------|--|-------------------|---|----------------|---|----------------------|--|---------------------------|---|----------|---|-----------------|--|-----------|---|---------------|---|-----------------|---|---|--|
| DIV. I ONLY | | 18- 5 | | .78261 32 | | 8- 2 | | 71 | | 43 | | 36 | | .62563 35 | | 9 | | 9 | | | | | |
| DIV. I NON-CONF. | | 10- 2 | | .83333 27 | | 0- 0 | | 76 | | 16 | | 27 | | .64604 26 | | 7 | | 7 | | | | | |
| TOTALS | | RPI 1-25 | | RPI 26-50 | | W-L RECORDS | | RPI 51-100 | | RPI 101-150 | | RPI 150+ | | | | | | | | | | | |
| 18- 5 | | 1- 2 | | 3- 1 | | OVERALL | | 4- 1 | | 2- 1 | | 8- 0 | | | | | | | | | | | |
| 7- 2 | | 0- 1 | | 1- 0 | | HOME | | 2- 1 | | 2- 0 | | 2- 0 | | | | | | | | | | | |
| 6- 2 | | 1- 1 | | 1- 1 | | AWAY | | 1- 0 | | 0- 0 | | 3- 0 | | | | | | | | | | | |
| 5- 1 | | 0- 0 | | 1- 0 | | NEUTRAL | | 1- 0 | | 0- 1 | | 3- 0 | | | | | | | | | | | |
| 10- 2 | | 1- 0 | | 3- 1 | | NON-CONFERENCE | | 2- 0 | | 1- 1 | | 3- 0 | | | | | | | | | | | |
| 3- 0 | | 0- 0 | | 1- 0 | | HOME | | 1- 0 | | 1- 0 | | 0- 0 | | | | | | | | | | | |
| 2- 1 | | 1- 0 | | 1- 1 | | AWAY | | 0- 0 | | 0- 0 | | 0- 0 | | | | | | | | | | | |
| 5- 1 | | 0- 0 | | 1- 0 | | NEUTRAL | | 1- 0 | | 0- 1 | | 3- 0 | | | | | | | | | | | |
| 8- 3 | | 0- 2 | | 0- 0 | | CONFERENCE | | 2- 1 | | 1- 0 | | 5- 0 | | | | | | | | | | | |
| 4- 2 | | 0- 1 | | 0- 0 | | HOME | | 1- 1 | | 1- 0 | | 2- 0 | | | | | | | | | | | |
| 4- 1 | | 0- 1 | | 0- 0 | | AWAY | | 1- 0 | | 0- 0 | | 3- 0 | | | | | | | | | | | |
| 0- 0 | | 0- 0 | | 0- 0 | | NEUTRAL | | 0- 0 | | 0- 0 | | 0- 0 | | | | | | | | | | | |
| RPI | S | Opponent | | Score | | RPI | S | Opponent | | Score | | RPI | S | Opponent | | Score | | | | | | | |
| 15 | A | Kentucky | | 3 | 1 | 28 | A | Southern California | | 3 | 1 | 51 | H | Missouri St. | | 3 | 1 | 106 | N | Santa Clara | 1 | 3 | |
| 19 | A | Creighton | | 0 | 3 | 32 | A | Wichita St. | | 0 | 3 | 62 | H | Villanova | | 1 | 3 | 118 | H | Butler | 3 | 2 | |
| 19 | H | Creighton | | 1 | 3 | 47 | N | Cincinnati | | 3 | 1 | 75 | A | DePaul | | 3 | 2 | 144 | H | Milwaukee | 3 | 0 | |
| | | | | | | 49 | H | Iowa St. | | 3 | 0 | 90 | H | Xavier | | 3 | 0 | 155 | A | Seton Hall | 3 | 1 | |
| | | | | | | | | | | | | 100 | N | Saint Louis | | 3 | 0 | 156 | N | UC Irvine | 3 | 2 | |
| | | | | | | | | | | | | | | | | | | 167 | N | IUPUI | 3 | 0 | |
| | | | | | | | | | | | | | | | | | | 187 | A | St. John's (NY) | 3 | 2 | |
| | | | | | | | | | | | | | | | | | | 221 | A | Providence | 3 | 0 | |
| | | | | | | | | | | | | | | | | | | 221 | H | Providence | 3 | 0 | |
| | | | | | | | | | | | | | | | | | | 222 | H | Georgetown | 3 | 1 | |
| | | | | | | | | | | | | | | | | | | 228 | N | Virginia | 3 | 0 | |
| | | | | | | LAST 10 GAMES | | | | | | | | | | | | | | | | | |
| | | | | | | 19 | H | Creighton | | 1 | 3 | 187 | A | St. John's (NY) | | 3 | 2 | | | | | | |
| | | | | | | 221 | H | Providence | | 3 | 0 | 90 | H | Xavier | | 3 | 0 | | | | | | |
| | | | | | | 75 | A | DePaul | | 3 | 2 | 62 | H | Villanova | | 1 | 3 | | | | | | |
| | | | | | | 118 | H | Butler | | 3 | 2 | 222 | H | Georgetown | | 3 | 1 | | | | | | |
| | | | | | | 155 | A | Seton Hall | | 3 | 1 | 221 | A | Providence | | 3 | 0 | | | | | | |

Non-Div. I Games:

Marquette

| Average RPI Win: 101 | | WON-LOST | WINNING | LAST 10 | STRENGTH OF | | OPP. STRENGTH | TEAM | ADJ | | CONF. | ADJ CONF. | | | |
|----------------------|---------------------|----------|-----------|---------|--------------------------|-------|---------------|-------|----------------|--------|----------|-----------|----------------|-------|---|
| Average RPI Loss: 34 | | RECORD | PCT. RANK | GAMES | SCHEDULE | | OF SCHEDULE | RPI | RPI | | RPI | RPI | | | |
| DIV. I ONLY | | 13- 9 | .59091 | 120 | 5- 5 | | 11 | 17 | 38 | .62546 | 36 | 2 | 2 | | |
| DIV. I NON-CONF. | | 8- 4 | .66667 | 85 | 0- 0 | | 19 | 39 | 32 | .63442 | 31 | 2 | 2 | | |
| TOTALS | | RPI 1-25 | RPI 26-50 | | W-L RECORDS | | RPI 51-100 | | RPI 101-150 | | RPI 150+ | | | | |
| 13- 9 | | 2- 5 | 2- 3 | | OVERALL | | 1- 0 | | 5- 1 | | 3- 0 | | | | |
| 5- 3 | | 0- 3 | 1- 0 | | HOME | | 0- 0 | | 3- 0 | | 1- 0 | | | | |
| 5- 3 | | 2- 0 | 1- 2 | | AWAY | | 1- 0 | | 1- 1 | | 0- 0 | | | | |
| 3- 3 | | 0- 2 | 0- 1 | | NEUTRAL | | 0- 0 | | 1- 0 | | 2- 0 | | | | |
| 8- 4 | | 0- 2 | 1- 2 | | NON-CONFERENCE | | 1- 0 | | 3- 0 | | 3- 0 | | | | |
| 3- 0 | | 0- 0 | 1- 0 | | HOME | | 0- 0 | | 1- 0 | | 1- 0 | | | | |
| 2- 1 | | 0- 0 | 0- 1 | | AWAY | | 1- 0 | | 1- 0 | | 0- 0 | | | | |
| 3- 3 | | 0- 2 | 0- 1 | | NEUTRAL | | 0- 0 | | 1- 0 | | 2- 0 | | | | |
| 5- 5 | | 2- 3 | 1- 1 | | CONFERENCE | | 0- 0 | | 2- 1 | | 0- 0 | | | | |
| 2- 3 | | 0- 3 | 0- 0 | | HOME | | 0- 0 | | 2- 0 | | 0- 0 | | | | |
| 3- 2 | | 2- 0 | 1- 1 | | AWAY | | 0- 0 | | 0- 1 | | 0- 0 | | | | |
| 0- 0 | | 0- 0 | 0- 0 | | NEUTRAL | | 0- 0 | | 0- 0 | | 0- 0 | | | | |
| RPI S | Opponent | Score | | RPI S | Opponent | Score | | RPI S | Opponent | Score | | RPI S | Opponent | Score | |
| 2 N | Wisconsin | 0 | 3 | 28 A | Southern California | 3 | 0 | 73 A | New Mexico St. | 3 | 1 | 105 H | Oregon St. | 3 | 0 |
| 7 H | Washington | 1 | 3 | 34 A | Hawaii | 2 | 3 | | | | | 114 H | Pepperdine | 3 | 0 |
| 10 A | UCLA | 3 | 2 | 39 N | Texas A&M | 0 | 3 | | | | | 116 H | Arizona St. | 3 | 1 |
| 12 A | Stanford | 3 | 1 | 40 A | Colorado | 2 | 3 | | | | | 118 A | Butler | 3 | 0 |
| 13 H | Oregon | 1 | 3 | 44 H | SMU | 3 | 0 | | | | | 128 N | Northern Ky. | 3 | 0 |
| 17 N | Kansas St. | 1 | 3 | | | | | | | | | 132 A | California | 2 | 3 |
| 23 H | Washington St. | 0 | 3 | | | | | | | | | 154 N | Loyola Chicago | 3 | 1 |
| | | | | | | | | | | | | 157 N | Sacramento St. | 3 | 0 |
| | | | | | | | | | | | | 254 H | Alabama St. | 3 | 0 |
| LAST 10 GAMES | | | | | | | | | | | | | | | |
| | 7 H Washington | 1 | 3 | | 28 A Southern California | 3 | 0 | | | | | | | | |
| | 23 H Washington St. | 0 | 3 | | 13 H Oregon | 1 | 3 | | | | | | | | |
| | 132 A California | 2 | 3 | | 105 H Oregon St. | 3 | 0 | | | | | | | | |
| | 12 A Stanford | 3 | 1 | | 40 A Colorado | 2 | 3 | | | | | | | | |
| | 10 A UCLA | 3 | 2 | | 116 H Arizona St. | 3 | 1 | | | | | | | | |

Non-Div. I Games:

Arizona

| Average RPI Win: | | 137 | WON-LOST RECORD | | WINNING PCT. RANK | | LAST 10 GAMES | | STRENGTH OF SCHEDULE | | OPP. STRENGTH OF SCHEDULE | | TEAM RPI | | ADJ RPI | | CONF. RPI | | ADJ CONF. RPI | |
|-------------------|--------------------|----------|-----------------|---------------|-------------------|--------------------|---------------|------------|----------------------|-------------|---------------------------|----------|----------|---|-----------|------------------|-----------|-------|---------------|--|
| Average RPI Loss: | | 44 | | | | | | | | | | | | | | | | | | |
| DIV. I ONLY | | | 17- 6 | | .73913 45 | | 8- 2 | | 41 | | 70 | | 34 | | .62419 37 | | 7 | | 7 | |
| DIV. I NON-CONF. | | | 9- 4 | | .69231 75 | | 0- 0 | | 63 | | 43 | | 48 | | .60621 49 | | 8 | | 8 | |
| TOTALS | | RPI 1-25 | | RPI 26-50 | | W-L RECORDS | | RPI 51-100 | | RPI 101-150 | | RPI 150+ | | | | | | | | |
| 17- 6 | | 1- 3 | | 1- 1 | | OVERALL | | 1- 2 | | 9- 0 | | 5- 0 | | | | | | | | |
| 8- 1 | | 1- 0 | | 0- 0 | | HOME | | 1- 1 | | 6- 0 | | 0- 0 | | | | | | | | |
| 7- 2 | | 0- 1 | | 1- 1 | | AWAY | | 0- 0 | | 3- 0 | | 3- 0 | | | | | | | | |
| 2- 3 | | 0- 2 | | 0- 0 | | NEUTRAL | | 0- 1 | | 0- 0 | | 2- 0 | | | | | | | | |
| 9- 4 | | 0- 2 | | 1- 1 | | NON-CONFERENCE | | 0- 1 | | 5- 0 | | 3- 0 | | | | | | | | |
| 4- 0 | | 0- 0 | | 0- 0 | | HOME | | 0- 0 | | 4- 0 | | 0- 0 | | | | | | | | |
| 3- 1 | | 0- 0 | | 1- 1 | | AWAY | | 0- 0 | | 1- 0 | | 1- 0 | | | | | | | | |
| 2- 3 | | 0- 2 | | 0- 0 | | NEUTRAL | | 0- 1 | | 0- 0 | | 2- 0 | | | | | | | | |
| 8- 2 | | 1- 1 | | 0- 0 | | CONFERENCE | | 1- 1 | | 4- 0 | | 2- 0 | | | | | | | | |
| 4- 1 | | 1- 0 | | 0- 0 | | HOME | | 1- 1 | | 2- 0 | | 0- 0 | | | | | | | | |
| 4- 1 | | 0- 1 | | 0- 0 | | AWAY | | 0- 0 | | 2- 0 | | 2- 0 | | | | | | | | |
| 0- 0 | | 0- 0 | | 0- 0 | | NEUTRAL | | 0- 0 | | 0- 0 | | 0- 0 | | | | | | | | |
| RPI S | Opponent | | Score | | RPI S | Opponent | | Score | | RPI S | Opponent | | Score | | RPI S | Opponent | | Score | | |
| 11 N | BYU | | 0 | 3 | 30 A | TCU | | 0 | 3 | 71 H | San Diego St. | | 3 | 0 | 106 H | Santa Clara | | 3 | 1 | |
| 16 N | Missouri | | 1 | 3 | 41 A | Cleveland St. | | 3 | 1 | 86 N | North Carolina St. | | 1 | 3 | 113 A | Fresno St. | | 3 | 0 | |
| 25 A | UNLV | | 1 | 3 | | | | | | 94 H | Nevada | | 1 | 3 | 116 H | Arizona St. | | 3 | 1 | |
| 25 H | UNLV | | 3 | 0 | | | | | | | | | | | 125 H | Portland St. | | 3 | 1 | |
| | | | | | | | | | | | | | | | 130 H | Utah St. | | 3 | 0 | |
| | | | | | | | | | | | | | | | 133 A | Idaho St. | | 3 | 1 | |
| | | | | | | | | | | | | | | | 145 H | UC Davis | | 3 | 1 | |
| | | | | | | | | | | | | | | | 148 A | New Mexico | | 3 | 2 | |
| | | | | | | | | | | | | | | | 148 H | New Mexico | | 3 | 0 | |
| | | | | | | | | | | | | | | | 176 A | San Jose St. | | 3 | 0 | |
| | | | | | | | | | | | | | | | 185 A | Kent St. | | 3 | 0 | |
| | | | | | | | | | | | | | | | 188 N | Wright St. | | 3 | 0 | |
| | | | | | | | | | | | | | | | 237 A | Air Force | | 3 | 0 | |
| | | | | | | | | | | | | | | | 239 N | Northwestern St. | | 3 | 0 | |
| | | | | LAST 10 GAMES | | | | | | | | | | | | | | | | |
| | 25 H UNLV | | 3 | 0 | | 237 A Air Force | | 3 | 0 | | 94 H Nevada | | 1 | 3 | | | | | | |
| | 148 H New Mexico | | 3 | 0 | | 71 H San Diego St. | | 3 | 0 | | 148 A New Mexico | | 3 | 2 | | | | | | |
| | 113 A Fresno St. | | 3 | 0 | | 25 A UNLV | | 1 | 3 | | | | | | | | | | | |
| | 176 A San Jose St. | | 3 | 0 | | | | | | | | | | | | | | | | |
| | 130 H Utah St. | | 3 | 0 | | | | | | | | | | | | | | | | |

Non-Div. I Games:

Boise St.

| | | | | | | | | | | | | |
|------------------|----------|--------------------|----------------------|------------------|-------------------------|------------------------------|--------------|-------------|--------------|------------------|-------|----|
| Average RPI Win: | 175 | WON-LOST RECORD | WINNING PCT. RANK | LAST 10 GAMES | STRENGTH OF SCHEDULE | OPP. STRENGTH OF SCHEDULE | TEAM RPI | ADJ RPI | CONF. RPI | ADJ CONF. RPI | | |
| DIV. I ONLY | | 17- 4 | .80952 | 25 | 8- 2 | 75 | 128 | 41 | .6189 | 38 | 22 | 22 |
| DIV. I NON-CONF. | | 9- 3 | .75 | 50 | 0- 1 | 8 | 71 | 18 | .66987 | 18 | 19 | 19 |
| <hr/> | | | | | | | | | | | | |
| TOTALS | RPI 1-25 | RPI 26-50 | | W-L RECORDS | | RPI 51-100 | | RPI 101-150 | | RPI 150+ | | |
| 17- 4 | 0- 2 | 3- 1 | | OVERALL | | 1- 1 | | 3- 0 | | 10- 0 | | |
| 6- 2 | 0- 0 | 1- 1 | | HOME | | 0- 1 | | 1- 0 | | 4- 0 | | |
| 8- 0 | 0- 0 | 2- 0 | | AWAY | | 1- 0 | | 1- 0 | | 4- 0 | | |
| 3- 2 | 0- 2 | 0- 0 | | NEUTRAL | | 0- 0 | | 1- 0 | | 2- 0 | | |
| <hr/> | | | | | | | | | | | | |
| 9- 3 | 0- 2 | 3- 1 | | NON-CONFERENCE | | 0- 0 | | 3- 0 | | 3- 0 | | |
| 2- 1 | 0- 0 | 1- 1 | | HOME | | 0- 0 | | 1- 0 | | 0- 0 | | |
| 4- 0 | 0- 0 | 2- 0 | | AWAY | | 0- 0 | | 1- 0 | | 1- 0 | | |
| 3- 2 | 0- 2 | 0- 0 | | NEUTRAL | | 0- 0 | | 1- 0 | | 2- 0 | | |
| <hr/> | | | | | | | | | | | | |
| 8- 1 | 0- 0 | 0- 0 | | CONFERENCE | | 1- 1 | | 0- 0 | | 7- 0 | | |
| 4- 1 | 0- 0 | 0- 0 | | HOME | | 0- 1 | | 0- 0 | | 4- 0 | | |
| 4- 0 | 0- 0 | 0- 0 | | AWAY | | 1- 0 | | 0- 0 | | 3- 0 | | |
| 0- 0 | 0- 0 | 0- 0 | | NEUTRAL | | 0- 0 | | 0- 0 | | 0- 0 | | |
| <hr/> | | | | | | | | | | | | |
| RPI S | Opponent | Score | RPI S | Opponent | Score | RPI S | Opponent | Score | RPI S | Opponent | Score | |
| 6 N | Michigan | 0 3 | 29 A | Notre Dame | 3 0 | 72 A | Texas St. | 3 1 | 101 A | Miami (FL) | 3 0 | |
| 18 N | Purdue | 0 3 | 42 A | Pittsburgh | 3 1 | 77 H | Arkansas St. | 2 3 | 134 H | North Florida | 3 0 | |
| | | | 43 H | Georgia Tech | 3 1 | | | | 135 N | American | 3 0 | |
| | | | 43 H | Georgia Tech | 2 3 | | | | 164 N | Howard | 3 0 | |
| | | | | | | | | | 180 A | UT Arlington | 3 0 | |
| | | | | | | | | | 223 A | FIU | 3 0 | |
| | | | | | | | | | 227 H | Little Rock | 3 0 | |
| | | | | | | | | | 235 A | Georgia St. | 3 0 | |
| | | | | | | | | | 243 N | Florida A&M | 3 0 | |
| | | | | | | | | | 281 H | La.-Monroe | 3 0 | |
| | | | | | | | | | 282 H | UL Lafayette | 3 0 | |
| | | | | | | | | | 295 A | Appalachian St. | 3 0 | |
| | | | | | | | | | 295 H | Appalachian St. | 3 1 | |
| <hr/> | | | | | | | | | | | | |
| | | | LAST 10 GAMES | | | | | | | | | |
| | | | 281 H | La.-Monroe | 3 0 | 180 A | UT Arlington | 3 0 | | | | |
| | | | 282 H | UL Lafayette | 3 0 | 72 A | Texas St. | 3 1 | | | | |
| | | | 295 H | Appalachian St. | 3 1 | 77 H | Arkansas St. | 2 3 | | | | |
| | | | 295 A | Appalachian St. | 3 0 | 227 H | Little Rock | 3 0 | | | | |
| | | | 235 A | Georgia St. | 3 0 | 43 H | Georgia Tech | 2 3 | | | | |

Non-Div. I Games:

Coastal Caro.

| Average RPI Win: | 128 | WON-LOST RECORD | WINNING PCT. RANK | LAST 10 GAMES | STRENGTH OF SCHEDULE | OPP. STRENGTH OF SCHEDULE | TEAM RPI | ADJ RPI | CONF. RPI | ADJ CONF. RPI |
|------------------|-----------|-----------------|-------------------|----------------|----------------------|---------------------------|-------------|-----------|----------------|---------------|
| DIV. I ONLY | | 12- 7 | .63158 98 | 6- 4 | 19 | 15 | 39 | .61865 39 | 4 | 4 |
| DIV. I NON-CONF. | | 6- 5 | .54545 150 | 0- 2 | 17 | 7 | 43 | .61522 45 | 5 | 5 |
| <hr/> | | | | | | | | | | |
| TOTALS | RPI 1-25 | RPI 26-50 | | W-L RECORDS | RPI 51-100 | | RPI 101-150 | | RPI 150+ | |
| 12- 7 | 0- 5 | 1- 1 | | OVERALL | 5- 1 | | 2- 0 | | 4- 0 | |
| 2- 2 | 0- 2 | 0- 0 | | HOME | 2- 0 | | 0- 0 | | 0- 0 | |
| 7- 2 | 0- 1 | 0- 0 | | AWAY | 2- 1 | | 2- 0 | | 3- 0 | |
| 3- 3 | 0- 2 | 1- 1 | | NEUTRAL | 1- 0 | | 0- 0 | | 1- 0 | |
| <hr/> | | | | | | | | | | |
| 6- 5 | 0- 4 | 1- 1 | | NON-CONFERENCE | 2- 0 | | 0- 0 | | 3- 0 | |
| 0- 1 | 0- 1 | 0- 0 | | HOME | 0- 0 | | 0- 0 | | 0- 0 | |
| 3- 1 | 0- 1 | 0- 0 | | AWAY | 1- 0 | | 0- 0 | | 2- 0 | |
| 3- 3 | 0- 2 | 1- 1 | | NEUTRAL | 1- 0 | | 0- 0 | | 1- 0 | |
| <hr/> | | | | | | | | | | |
| 6- 2 | 0- 1 | 0- 0 | | CONFERENCE | 3- 1 | | 2- 0 | | 1- 0 | |
| 2- 1 | 0- 1 | 0- 0 | | HOME | 2- 0 | | 0- 0 | | 0- 0 | |
| 4- 1 | 0- 0 | 0- 0 | | AWAY | 1- 1 | | 2- 0 | | 1- 0 | |
| 0- 0 | 0- 0 | 0- 0 | | NEUTRAL | 0- 0 | | 0- 0 | | 0- 0 | |
| <hr/> | | | | | | | | | | |
| RPI S | Opponent | Score | | RPI S | Opponent | Score | | RPI S | Opponent | Score |
| 2 H | Wisconsin | 0 | 3 | 27 N | Florida St. | 2 | 3 | 52 A | Alabama | 2 3 |
| 3 A | Texas | 0 | 3 | 36 N | Arizona | 3 | 0 | 73 A | New Mexico St. | 3 0 |
| 4 N | Minnesota | 0 | 3 | | | | | 81 H | South Carolina | 3 0 |
| 8 H | Florida | 1 | 3 | | | | | 92 H | Auburn | 3 0 |
| 24 N | Ohio St. | 2 | 3 | | | | | 94 N | Nevada | 3 0 |
| | | | | | | | | 96 A | Ole Miss | 3 1 |
| | | | | | | | | | | |
| | | | | | | | | | | |
| | | | | | | | | | | |
| | | | | | | | | | | |
| | | | | | | | | | | |
| | | | | | | | | | | |
| | | | | | | | | | | |
| | | | | | | | | | | |
| | | | | | | | | | | |
| | | | | | | | | | | |
| | | | | | | | | | | |
| | | | | | | | | | | |
| | | | | | | | | | | |
| | | | | | | | | | | |
| | | | | | | | | | | |
| | | | | | | | | | | |
| | | | | | | | | | | |
| | | | | | | | | | | |
| | | | | | | | | | | |
| | | | | | | | | | | |
| | | | | | | | | | | |
| | | | | | | | | | | |
| | | | | | | | | | | |
| | | | | | | | | | | |
| | | | | | | | | | | |
| | | | | | | | | | | |
| | | | | | | | | | | |
| | | | | | | | | | | |
| | | | | | | | | | | |
| | | | | | | | | | | |
| | | | | | | | | | | |
| | | | | | | | | | | |
| | | | | | | | | | | |
| | | | | | | | | | | |
| | | | | | | | | | | |
| | | | | | | | | | | |
| | | | | | | | | | | |
| | | | | | | | | | | |
| | | | | | | | | | | |
| | | | | | | | | | | |
| | | | | | | | | | | |
| | | | | | | | | | | |
| | | | | | | | | | | |
| | | | | | | | | | | |
| | | | | | | | | | | |
| | | | | | | | | | | |
| | | | | | | | | | | |
| | | | | | | | | | | |
| | | | | | | | | | | |
| | | | | | | | | | | |
| | | | | | | | | | | |
| | | | | | | | | | | |
| | | | | | | | | | | |
| | | | | | | | | | | |
| | | | | | | | | | | |
| | | | | | | | | | | |
| | | | | | | | | | | |
| | | | | | | | | | | |
| | | | | | | | | | | |
| | | | | | | | | | | |
| | | | | | | | | | | |
| | | | | | | | | | | |
| | | | | | | | | | | |
| | | | | | | | | | | |
| | | | | | | | | | | |
| | | | | | | | | | | |
| | | | | | | | | | | |
| | | | | | | | | | | |
| | | | | | | | | | | |
| | | | | | | | | | | |
| | | | | | | | | | | |
| | | | | | | | | | | |
| | | | | | | | | | | |
| | | | | | | | | | | |
| | | | | | | | | | | |
| | | | | | | | | | | |
| | | | | | | | | | | |
| | | | | | | | | | | |
| | | | | | | | | | | |
| | | | | | | | | | | |

Non-Div. I Games:

Texas A&M

| | | | | | | | | | | |
|---------------------|----------------|-----------------|-------------------|----------------|----------------------|---------------------------|-------------|---------|--------------|---------------|
| Average RPI Win: | 104 | WON-LOST RECORD | WINNING PCT. RANK | LAST 10 GAMES | STRENGTH OF SCHEDULE | OPP. STRENGTH OF SCHEDULE | TEAM RPI | ADJ RPI | CONF. RPI | ADJ CONF. RPI |
| DIV. I ONLY | | 12- 8 | .6 115 | 4- 6 | 24 | 20 | 45 | .61805 | 40 | 2 2 |
| DIV. I NON-CONF. | | 8- 2 | .8 38 | 0- 0 | 82 | 81 | 40 | .62615 | 38 | 2 2 |
| <hr/> | | | | | | | | | | |
| TOTALS | RPI 1-25 | RPI 26-50 | | W-L RECORDS | RPI 51-100 | | RPI 101-150 | | RPI 150+ | |
| 12- 8 | 3- 5 | 4- 1 | | OVERALL | 0- 0 | | 2- 2 | | 3- 0 | |
| 8- 3 | 2- 2 | 3- 1 | | HOME | 0- 0 | | 1- 0 | | 2- 0 | |
| 1- 5 | 1- 3 | 0- 0 | | AWAY | 0- 0 | | 0- 2 | | 0- 0 | |
| 3- 0 | 0- 0 | 1- 0 | | NEUTRAL | 0- 0 | | 1- 0 | | 1- 0 | |
| <hr/> | | | | | | | | | | |
| 8- 2 | 1- 1 | 3- 0 | | NON-CONFERENCE | 0- 0 | | 1- 1 | | 3- 0 | |
| 5- 0 | 1- 0 | 2- 0 | | HOME | 0- 0 | | 0- 0 | | 2- 0 | |
| 0- 2 | 0- 1 | 0- 0 | | AWAY | 0- 0 | | 0- 1 | | 0- 0 | |
| 3- 0 | 0- 0 | 1- 0 | | NEUTRAL | 0- 0 | | 1- 0 | | 1- 0 | |
| <hr/> | | | | | | | | | | |
| 4- 6 | 2- 4 | 1- 1 | | CONFERENCE | 0- 0 | | 1- 1 | | 0- 0 | |
| 3- 3 | 1- 2 | 1- 1 | | HOME | 0- 0 | | 1- 0 | | 0- 0 | |
| 1- 3 | 1- 2 | 0- 0 | | AWAY | 0- 0 | | 0- 1 | | 0- 0 | |
| 0- 0 | 0- 0 | 0- 0 | | NEUTRAL | 0- 0 | | 0- 0 | | 0- 0 | |
| <hr/> | | | | | | | | | | |
| RPI S | Opponent | Score | | RPI S | Opponent | Score | | RPI S | Opponent | Score |
| 5 A | San Diego | 0 | 3 | 28 H | Southern California | 1 | 3 | 105 H | Oregon St. | 3 1 |
| 7 A | Washington | 0 | 3 | 36 H | Arizona | 3 | 2 | 119 N | Texas Tech | 3 2 |
| 10 H | UCLA | 3 | 1 | 46 N | Long Beach St. | 3 | 0 | 125 A | Portland St. | 2 3 |
| 12 A | Stanford | 1 | 3 | 48 H | Illinois | 3 | 2 | 132 A | California | 1 3 |
| 13 H | Oregon | 1 | 3 | 50 H | Colorado St. | 3 | 1 | 156 N | UC Irvine | 3 0 |
| 20 H | Utah | 2 | 3 | | | | | 312 H | Chicago St. | 3 0 |
| 22 H | Penn St. | 3 | 2 | | | | | 318 H | New Orleans | 3 0 |
| 23 A | Washington St. | 3 | 2 | | | | | | | |
| <hr/> | | | | | | | | | | |
| LAST 10 GAMES | | | | | | | | | | |
| 13 H Oregon | | | | 1 | 3 | 12 A Stanford | | 1 | 3 | |
| 105 H Oregon St. | | | | 3 | 1 | 10 H UCLA | | 3 | 1 | |
| 7 A Washington | | | | 0 | 3 | 28 H Southern California | | 1 | 3 | |
| 23 A Washington St. | | | | 3 | 2 | 36 H Arizona | | 3 | 2 | |
| 132 A California | | | | 1 | 3 | 20 H Utah | | 2 | 3 | |

Non-Div. I Games:

Colorado

| | | | | | | | | | | | |
|-------------------|----------|-----------|------------------------|----------------|-------------|--------------------------|--------------|-------------|-------|----------------|-------|
| Average RPI Win: | 155 | WON-LOST | WINNING | LAST 10 | STRENGTH OF | OPP. STRENGTH | TEAM | ADJ | CONF. | ADJ CONF. | |
| Average RPI Loss: | 59 | RECORD | PCT. RANK | GAMES | SCHEDULE | OF SCHEDULE | RPI | RPI | RPI | RPI | |
| DIV. I ONLY | 18- 4 | .81818 | 19 | 9- 1 | 80 | 97 | 37 | .61642 | 41 | 13 | 13 |
| DIV. I NON-CONF. | 9- 3 | .75 | 50 | 0- 0 | 90 | 52 | 50 | .60325 | 50 | 13 | 13 |
| <hr/> | | | | | | | | | | | |
| TOTALS | RPI 1-25 | RPI 26-50 | | W-L RECORDS | | RPI 51-100 | | RPI 101-150 | | RPI 150+ | |
| 18- 4 | 0- 0 | 0- 2 | | OVERALL | | 3- 1 | | 4- 1 | | 11- 0 | |
| 5- 2 | 0- 0 | 0- 1 | | HOME | | 1- 0 | | 2- 1 | | 2- 0 | |
| 7- 2 | 0- 0 | 0- 1 | | AWAY | | 1- 1 | | 2- 0 | | 4- 0 | |
| 6- 0 | 0- 0 | 0- 0 | | NEUTRAL | | 1- 0 | | 0- 0 | | 5- 0 | |
| <hr/> | | | | | | | | | | | |
| 9- 3 | 0- 0 | 0- 2 | | NON-CONFERENCE | | 3- 1 | | 0- 0 | | 6- 0 | |
| 2- 1 | 0- 0 | 0- 1 | | HOME | | 1- 0 | | 0- 0 | | 1- 0 | |
| 1- 2 | 0- 0 | 0- 1 | | AWAY | | 1- 1 | | 0- 0 | | 0- 0 | |
| 6- 0 | 0- 0 | 0- 0 | | NEUTRAL | | 1- 0 | | 0- 0 | | 5- 0 | |
| <hr/> | | | | | | | | | | | |
| 9- 1 | 0- 0 | 0- 0 | | CONFERENCE | | 0- 0 | | 4- 1 | | 5- 0 | |
| 3- 1 | 0- 0 | 0- 0 | | HOME | | 0- 0 | | 2- 1 | | 1- 0 | |
| 6- 0 | 0- 0 | 0- 0 | | AWAY | | 0- 0 | | 2- 0 | | 4- 0 | |
| 0- 0 | 0- 0 | 0- 0 | | NEUTRAL | | 0- 0 | | 0- 0 | | 0- 0 | |
| <hr/> | | | | | | | | | | | |
| RPI S | Opponent | Score | RPI S | Opponent | Score | RPI S | Opponent | Score | RPI S | Opponent | Score |
| | | | 29 A | Notre Dame | 0 3 | 55 A | Temple | 3 2 | 103 H | Green Bay | 3 0 |
| | | | 37 H | Boise St. | 1 3 | 58 A | Indiana | 0 3 | 110 H | Oakland | 2 3 |
| | | | | | | 77 N | Arkansas St. | 3 1 | 128 A | Northern Ky. | 3 2 |
| | | | | | | 91 H | Tennessee | 3 2 | 144 A | Milwaukee | 3 2 |
| | | | | | | | | | 144 H | Milwaukee | 3 2 |
| | | | | | | | | | 155 N | Seton Hall | 3 0 |
| | | | | | | | | | 167 N | IUPUI | 3 1 |
| | | | | | | | | | 168 A | Ill.-Chicago | 3 1 |
| | | | | | | | | | 168 H | Ill.-Chicago | 3 0 |
| | | | | | | | | | 188 A | Wright St. | 3 0 |
| | | | | | | | | | 189 N | New Hampshire | 3 1 |
| | | | | | | | | | 191 N | Western Mich. | 3 1 |
| | | | | | | | | | 195 N | Rutgers | 3 0 |
| | | | | | | | | | 206 A | Valparaiso | 3 1 |
| | | | | | | | | | 207 A | Youngstown St. | 3 0 |
| | | | | | | | | | 215 H | Eastern Mich. | 3 0 |
| <hr/> | | | | | | | | | | | |
| | | | LAST 10 GAMES | | | | | | | | |
| | | | 144 A Milwaukee 3 2 | | | 144 H Milwaukee 3 2 | | | | | |
| | | | 168 A Ill.-Chicago 3 1 | | | 206 A Valparaiso 3 1 | | | | | |
| | | | 188 A Wright St. 3 0 | | | 128 A Northern Ky. 3 2 | | | | | |
| | | | 103 H Green Bay 3 0 | | | 207 A Youngstown St. 3 0 | | | | | |
| | | | 168 H Ill.-Chicago 3 0 | | | 110 H Oakland 2 3 | | | | | |

Non-Div. I Games:

Cleveland St.

| | | | | | | | | | | | | | | | | | | | | |
|-------------------|---|-------------|-----------------|-----------|-------------------|----------------|---------------|---------------------|----------------------|-------------|---------------------------|----------|----------|------------------|-----------|-------|-----------|--|---------------|--|
| Average RPI Win: | | 140 | WON-LOST RECORD | | WINNING PCT. RANK | | LAST 10 GAMES | | STRENGTH OF SCHEDULE | | OPP. STRENGTH OF SCHEDULE | | TEAM RPI | | ADJ RPI | | CONF. RPI | | ADJ CONF. RPI | |
| DIV. I ONLY | | | 15- 7 | | .68182 72 | | 6- 4 | | 31 | | 76 | | 42 | | .61507 42 | | 8 | | 8 | |
| DIV. I NON-CONF. | | | 9- 3 | | .75 50 | | 0- 0 | | 9 | | 91 | | 22 | | .66442 20 | | 6 | | 6 | |
| TOTALS | | RPI 1-25 | | RPI 26-50 | | W-L RECORDS | | RPI 51-100 | | RPI 101-150 | | RPI 150+ | | | | | | | | |
| 15- 7 | | 1- 2 | | 2- 3 | | OVERALL | | 1- 1 | | 4- 0 | | 7- 1 | | | | | | | | |
| 8- 3 | | 1- 1 | | 1- 2 | | HOME | | 0- 0 | | 2- 0 | | 4- 0 | | | | | | | | |
| 4- 3 | | 0- 0 | | 0- 1 | | AWAY | | 1- 1 | | 2- 0 | | 1- 1 | | | | | | | | |
| 3- 1 | | 0- 1 | | 1- 0 | | NEUTRAL | | 0- 0 | | 0- 0 | | 2- 0 | | | | | | | | |
| 9- 3 | | 1- 2 | | 1- 1 | | NON-CONFERENCE | | 1- 0 | | 2- 0 | | 4- 0 | | | | | | | | |
| 4- 2 | | 1- 1 | | 0- 1 | | HOME | | 0- 0 | | 1- 0 | | 2- 0 | | | | | | | | |
| 2- 0 | | 0- 0 | | 0- 0 | | AWAY | | 1- 0 | | 1- 0 | | 0- 0 | | | | | | | | |
| 3- 1 | | 0- 1 | | 1- 0 | | NEUTRAL | | 0- 0 | | 0- 0 | | 2- 0 | | | | | | | | |
| 6- 4 | | 0- 0 | | 1- 2 | | CONFERENCE | | 0- 1 | | 2- 0 | | 3- 1 | | | | | | | | |
| 4- 1 | | 0- 0 | | 1- 1 | | HOME | | 0- 0 | | 1- 0 | | 2- 0 | | | | | | | | |
| 2- 3 | | 0- 0 | | 0- 1 | | AWAY | | 0- 1 | | 1- 0 | | 1- 1 | | | | | | | | |
| 0- 0 | | 0- 0 | | 0- 0 | | NEUTRAL | | 0- 0 | | 0- 0 | | 0- 0 | | | | | | | | |
| RPI | S | Opponent | | Score | | RPI | S | Opponent | | Score | | RPI | S | Opponent | | Score | | | | |
| 6 | H | Michigan | | 3 | 2 | 27 | A | Florida St. | | 1 | 3 | 101 | A | Miami (FL) | | 3 | 1 | | | |
| 16 | N | Missouri | | 1 | 3 | 29 | H | Notre Dame | | 0 | 3 | 76 | A | UC Santa Barbara | | 3 | 1 | | | |
| 21 | H | Western Ky. | | 2 | 3 | 38 | H | Coastal Caro. | | 1 | 3 | 111 | A | Kennesaw St. | | 3 | 0 | | | |
| | | | | | | 43 | H | Georgia Tech | | 3 | 1 | 131 | H | Louisville | | 3 | 0 | | | |
| | | | | | | 50 | N | Colorado St. | | 3 | 2 | 135 | H | American | | 3 | 1 | | | |
| | | | | | | | | | | | | 170 | N | Liberty | | 3 | 0 | | | |
| | | | | | | | | | | | | 171 | A | Virginia Tech | | 3 | 1 | | | |
| | | | | | | | | | | | | 190 | N | CSU Bakersfield | | 3 | 0 | | | |
| | | | | | | | | | | | | 199 | A | Wake Forest | | 1 | 3 | | | |
| | | | | | | | | | | | | 208 | H | Clemson | | 3 | 0 | | | |
| | | | | | | | | | | | | 225 | H | Lehigh | | 3 | 0 | | | |
| | | | | | | | | | | | | 228 | H | Virginia | | 3 | 0 | | | |
| | | | | | | | | | | | | 253 | H | Robert Morris | | 3 | 0 | | | |
| LAST 10 GAMES | | | | | | | | | | | | | | | | | | | | |
| 131 H Louisville | | | | | | 3 | 0 | 70 A Duke | | | | | | 1 | 3 | | | | | |
| 29 H Notre Dame | | | | | | 0 | 3 | 228 H Virginia | | | | | | 3 | 0 | | | | | |
| 27 A Florida St. | | | | | | 1 | 3 | 171 A Virginia Tech | | | | | | 3 | 1 | | | | | |
| 101 A Miami (FL) | | | | | | 3 | 1 | 208 H Clemson | | | | | | 3 | 0 | | | | | |
| 199 A Wake Forest | | | | | | 1 | 3 | 43 H Georgia Tech | | | | | | 3 | 1 | | | | | |

Non-Div. I Games:

Pittsburgh

| Average RPI Win: | | 154 | WON-LOST RECORD | | WINNING PCT. RANK | | LAST 10 GAMES | | STRENGTH OF SCHEDULE | | OPP. STRENGTH OF SCHEDULE | | TEAM RPI | | ADJ RPI | | CONF. RPI | | ADJ CONF. RPI | | | | | |
|------------------|---|----------------|-----------------|-----------|-------------------|---------------|---------------|----------------|----------------------|-------|---------------------------|------------|----------|--------------------|---------|-------------|-----------|-----|---------------|----------------|---|-------|---|--|
| DIV. I ONLY | | | 17- 5 | | .77273 | | 33 | | 8- 2 | | 66 | | 69 | | 40 | | .61416 | | 43 | | 8 | | 8 | |
| DIV. I NON-CONF. | | | 9- 3 | | .75 | | 50 | | 0- 0 | | 23 | | 62 | | 26 | | .64563 | | 27 | | 6 | | 6 | |
| TOTALS | | RPI 1-25 | | RPI 26-50 | | | | W-L RECORDS | | | | RPI 51-100 | | | | RPI 101-150 | | | | RPI 150+ | | | | |
| 17- 5 | | 0- 3 | | 1- 2 | | | | OVERALL | | | | 4- 0 | | | | 3- 0 | | | | 9- 0 | | | | |
| 6- 1 | | 0- 1 | | 0- 0 | | | | HOME | | | | 1- 0 | | | | 2- 0 | | | | 3- 0 | | | | |
| 7- 3 | | 0- 1 | | 1- 2 | | | | AWAY | | | | 2- 0 | | | | 0- 0 | | | | 4- 0 | | | | |
| 4- 1 | | 0- 1 | | 0- 0 | | | | NEUTRAL | | | | 1- 0 | | | | 1- 0 | | | | 2- 0 | | | | |
| 9- 3 | | 0- 2 | | 1- 1 | | | | NON-CONFERENCE | | | | 2- 0 | | | | 3- 0 | | | | 3- 0 | | | | |
| 3- 0 | | 0- 0 | | 0- 0 | | | | HOME | | | | 0- 0 | | | | 2- 0 | | | | 1- 0 | | | | |
| 2- 2 | | 0- 1 | | 1- 1 | | | | AWAY | | | | 1- 0 | | | | 0- 0 | | | | 0- 0 | | | | |
| 4- 1 | | 0- 1 | | 0- 0 | | | | NEUTRAL | | | | 1- 0 | | | | 1- 0 | | | | 2- 0 | | | | |
| 8- 2 | | 0- 1 | | 0- 1 | | | | CONFERENCE | | | | 2- 0 | | | | 0- 0 | | | | 6- 0 | | | | |
| 3- 1 | | 0- 1 | | 0- 0 | | | | HOME | | | | 1- 0 | | | | 0- 0 | | | | 2- 0 | | | | |
| 5- 1 | | 0- 0 | | 0- 1 | | | | AWAY | | | | 1- 0 | | | | 0- 0 | | | | 4- 0 | | | | |
| 0- 0 | | 0- 0 | | 0- 0 | | | | NEUTRAL | | | | 0- 0 | | | | 0- 0 | | | | 0- 0 | | | | |
| RPI | S | Opponent | | Score | | RPI | S | Opponent | | Score | | RPI | S | Opponent | | Score | | RPI | S | Opponent | | Score | | |
| 6 | N | Michigan | | 1 | 3 | 38 | A | Coastal Caro. | | 1 | 3 | 61 | N | Pacific | | 3 | 1 | 111 | H | Kennesaw St. | | 3 | 2 | |
| 9 | H | North Carolina | | 0 | 3 | 38 | A | Coastal Caro. | | 3 | 2 | 70 | A | Duke | | 3 | 1 | 134 | N | North Florida | | 3 | 0 | |
| 17 | A | Kansas St. | | 2 | 3 | 42 | A | Pittsburgh | | 1 | 3 | 86 | H | North Carolina St. | | 3 | 0 | 141 | H | Georgia | | 3 | 0 | |
| | | | | | | | | | | | | 92 | A | Auburn | | 3 | 1 | 171 | A | Virginia Tech | | 3 | 1 | |
| | | | | | | | | | | | | | | | | | | 199 | A | Wake Forest | | 3 | 2 | |
| | | | | | | | | | | | | | | | | | | 200 | N | Furman | | 3 | 0 | |
| | | | | | | | | | | | | | | | | | | 202 | H | Syracuse | | 3 | 0 | |
| | | | | | | | | | | | | | | | | | | 208 | A | Clemson | | 3 | 0 | |
| | | | | | | | | | | | | | | | | | | 211 | N | Tennessee St. | | 3 | 0 | |
| | | | | | | | | | | | | | | | | | | 228 | A | Virginia | | 3 | 0 | |
| | | | | | | | | | | | | | | | | | | 230 | H | Boston College | | 3 | 1 | |
| | | | | | | | | | | | | | | | | | | 235 | H | Georgia St. | | 3 | 0 | |
| | | | | | | LAST 10 GAMES | | | | | | | | | | | | | | | | | | |
| | | | | | | 70 | A | Duke | | 3 | 1 | 208 | A | Clemson | | 3 | 0 | | | | | | | |
| | | | | | | 199 | A | Wake Forest | | 3 | 2 | 86 | H | North Carolina St. | | 3 | 0 | | | | | | | |
| | | | | | | 202 | H | Syracuse | | 3 | 0 | 9 | H | North Carolina | | 0 | 3 | | | | | | | |
| | | | | | | 230 | H | Boston College | | 3 | 1 | 171 | A | Virginia Tech | | 3 | 1 | | | | | | | |
| | | | | | | 228 | A | Virginia | | 3 | 0 | 42 | A | Pittsburgh | | 1 | 3 | | | | | | | |

Non-Div. I Games:

Georgia Tech

| Average RPI Win: 139 | | WON-LOST RECORD | | WINNING PCT. RANK | | LAST 10 GAMES | | STRENGTH OF SCHEDULE | | OPP. STRENGTH OF SCHEDULE | | TEAM RPI | | ADJ RPI | | CONF. RPI | | ADJ CONF. RPI | |
|----------------------|----------------|-----------------|---|-------------------|------------|----------------|---|----------------------|--------------------|---------------------------|---|----------|-----------------|-----------|---|-----------|--|---------------|--|
| Average RPI Loss: 60 | | 16- 6 | | .72727 51 | | 9- 1 | | 55 | | 73 | | 43 | | .61162 44 | | 6 | | 6 | |
| DIV. I ONLY | | 7- 5 | | .58333 127 | | 0- 0 | | 100 | | 64 | | 91 | | .55803 91 | | 10 | | 10 | |
| DIV. I NON-CONF. | | | | | | | | | | | | | | | | | | | |
| TOTALS | | RPI 1-25 | | RPI 26-50 | | W-L RECORDS | | RPI 51-100 | | RPI 101-150 | | RPI 150+ | | | | | | | |
| 16- 6 | | 0- 1 | | 2- 1 | | OVERALL | | 5- 3 | | 2- 1 | | 7- 0 | | | | | | | |
| 6- 2 | | 0- 0 | | 1- 0 | | HOME | | 2- 2 | | 0- 0 | | 3- 0 | | | | | | | |
| 6- 2 | | 0- 0 | | 1- 1 | | AWAY | | 3- 1 | | 0- 0 | | 2- 0 | | | | | | | |
| 4- 2 | | 0- 1 | | 0- 0 | | NEUTRAL | | 0- 0 | | 2- 1 | | 2- 0 | | | | | | | |
| 7- 5 | | 0- 1 | | 1- 1 | | NON-CONFERENCE | | 0- 2 | | 2- 1 | | 4- 0 | | | | | | | |
| 2- 1 | | 0- 0 | | 0- 0 | | HOME | | 0- 1 | | 0- 0 | | 2- 0 | | | | | | | |
| 1- 2 | | 0- 0 | | 1- 1 | | AWAY | | 0- 1 | | 0- 0 | | 0- 0 | | | | | | | |
| 4- 2 | | 0- 1 | | 0- 0 | | NEUTRAL | | 0- 0 | | 2- 1 | | 2- 0 | | | | | | | |
| 9- 1 | | 0- 0 | | 1- 0 | | CONFERENCE | | 5- 1 | | 0- 0 | | 3- 0 | | | | | | | |
| 4- 1 | | 0- 0 | | 1- 0 | | HOME | | 2- 1 | | 0- 0 | | 1- 0 | | | | | | | |
| 5- 0 | | 0- 0 | | 0- 0 | | AWAY | | 3- 0 | | 0- 0 | | 2- 0 | | | | | | | |
| 0- 0 | | 0- 0 | | 0- 0 | | NEUTRAL | | 0- 0 | | 0- 0 | | 0- 0 | | | | | | | |
| RPI S | Opponent | Score | | RPI S | Opponent | Score | | RPI S | Opponent | Score | | RPI S | Opponent | Score | | | | | |
| 9 N | North Carolina | 0 | 3 | 30 A | TCU | 3 | 1 | 55 H | Temple | 2 | 3 | 114 N | Pepperdine | 1 | 3 | | | | |
| | | | | 36 A | Arizona | 0 | 3 | 59 H | UTSA | 1 | 3 | 127 N | High Point | 3 | 0 | | | | |
| | | | | 47 H | Cincinnati | 3 | 2 | 60 A | UCF | 3 | 0 | 142 N | Delaware | 3 | 0 | | | | |
| | | | | | | | | 79 H | Tulsa | 3 | 1 | 160 H | East Carolina | 3 | 1 | | | | |
| | | | | | | | | 86 A | North Carolina St. | 2 | 3 | 161 N | Sam Houston St. | 3 | 0 | | | | |
| | | | | | | | | 88 A | South Fla. | 3 | 1 | 178 A | Memphis | 3 | 0 | | | | |
| | | | | | | | | 89 H | UConn | 3 | 1 | 212 A | Houston | 3 | 0 | | | | |
| | | | | | | | | 95 A | Tulane | 3 | 2 | 227 H | Little Rock | 3 | 0 | | | | |
| | | | | | | | | | | | | 254 N | Alabama St. | 3 | 0 | | | | |
| | | | | | | | | | | | | 269 H | Montana | 3 | 0 | | | | |
| | | | | LAST 10 GAMES | | | | | | | | | | | | | | | |
| | | | | 60 A | UCF | 3 | 0 | 89 H | UConn | 3 | 1 | | | | | | | | |
| | | | | 88 A | South Fla. | 3 | 1 | 212 A | Houston | 3 | 0 | | | | | | | | |
| | | | | 178 A | Memphis | 3 | 0 | 95 A | Tulane | 3 | 2 | | | | | | | | |
| | | | | 79 H | Tulsa | 3 | 1 | 47 H | Cincinnati | 3 | 2 | | | | | | | | |
| | | | | 55 H | Temple | 2 | 3 | 160 H | East Carolina | 3 | 1 | | | | | | | | |

Non-Div. I Games:

SMU

| Average RPI Win: | | 163 | WON-LOST RECORD | | WINNING PCT. RANK | | LAST 10 GAMES | | STRENGTH OF SCHEDULE | | OPP. STRENGTH OF SCHEDULE | | TEAM RPI | | ADJ RPI | | CONF. RPI | | ADJ CONF. RPI | | | | | | | | | | |
|-------------------|---|----------|-----------------|-----------|-------------------|----------------|---------------|------------|----------------------|-------------|---------------------------|----------|----------|----------|---------|-------|-----------|-----|---------------|---------------|----|-----|----|-----|---|---------------|--|-----|--|
| Average RPI Loss: | | 50 | | | | | | | | | | | | | | | | | | | | | | | | | | | |
| DIV. I ONLY | | | 18- 4 | | .81818 | | 19 | | 10- 0 | | 111 | | 98 | | 44 | | .6102 | | 45 | | 15 | | 15 | | | | | | |
| DIV. I NON-CONF. | | | 8- 4 | | .66667 | | 85 | | 0- 0 | | 32 | | 38 | | 38 | | .62271 | | 39 | | 14 | | 14 | | | | | | |
| TOTALS | | RPI 1-25 | | RPI 26-50 | | W-L RECORDS | | RPI 51-100 | | RPI 101-150 | | RPI 150+ | | | | | | | | | | | | | | | | | |
| 18- 4 | | 1- 1 | | 1- 1 | | OVERALL | | 3- 1 | | 3- 1 | | 10- 0 | | | | | | | | | | | | | | | | | |
| 6- 0 | | 0- 0 | | 0- 0 | | HOME | | 1- 0 | | 2- 0 | | 3- 0 | | | | | | | | | | | | | | | | | |
| 9- 2 | | 1- 1 | | 1- 1 | | AWAY | | 1- 0 | | 1- 0 | | 5- 0 | | | | | | | | | | | | | | | | | |
| 3- 2 | | 0- 0 | | 0- 0 | | NEUTRAL | | 1- 1 | | 0- 1 | | 2- 0 | | | | | | | | | | | | | | | | | |
| 8- 4 | | 1- 1 | | 1- 1 | | NON-CONFERENCE | | 3- 1 | | 0- 1 | | 3- 0 | | | | | | | | | | | | | | | | | |
| 2- 0 | | 0- 0 | | 0- 0 | | HOME | | 1- 0 | | 0- 0 | | 1- 0 | | | | | | | | | | | | | | | | | |
| 3- 2 | | 1- 1 | | 1- 1 | | AWAY | | 1- 0 | | 0- 0 | | 0- 0 | | | | | | | | | | | | | | | | | |
| 3- 2 | | 0- 0 | | 0- 0 | | NEUTRAL | | 1- 1 | | 0- 1 | | 2- 0 | | | | | | | | | | | | | | | | | |
| 10- 0 | | 0- 0 | | 0- 0 | | CONFERENCE | | 0- 0 | | 3- 0 | | 7- 0 | | | | | | | | | | | | | | | | | |
| 4- 0 | | 0- 0 | | 0- 0 | | HOME | | 0- 0 | | 2- 0 | | 2- 0 | | | | | | | | | | | | | | | | | |
| 6- 0 | | 0- 0 | | 0- 0 | | AWAY | | 0- 0 | | 1- 0 | | 5- 0 | | | | | | | | | | | | | | | | | |
| 0- 0 | | 0- 0 | | 0- 0 | | NEUTRAL | | 0- 0 | | 0- 0 | | 0- 0 | | | | | | | | | | | | | | | | | |
| RPI | S | Opponent | | Score | | RPI | S | Opponent | | Score | | RPI | S | Opponent | | Score | | | | | | | | | | | | | |
| 6 | A | Michigan | | 0 3 | | 33 | A | Dayton | | 1 3 | | 53 | N | UNI | | 0 3 | | 102 | A | Bowling Green | | 3 0 | | | | | | | |
| 16 | A | Missouri | | 3 2 | | 47 | A | Cincinnati | | 3 0 | | 90 | H | Xavier | | 3 1 | | 107 | H | Toledo | | 3 0 | | | | | | | |
| | | | | | | | | | | | | | | | | | | 92 | A | Auburn | | 3 2 | | 109 | N | Illinois St. | | 2 3 | |
| | | | | | | | | | | | | | | | | | | 100 | N | Saint Louis | | 3 2 | | 137 | H | Ohio | | 3 0 | |
| | | | | | | | | | | | | | | | | | | | | | | | | 178 | N | Memphis | | 3 0 | |
| | | | | | | | | | | | | | | | | | | | | | | | | 185 | H | Kent St. | | 3 0 | |
| | | | | | | | | | | | | | | | | | | | | | | | | 191 | A | Western Mich. | | 3 0 | |
| | | | | | | | | | | | | | | | | | | | | | | | | 200 | H | Furman | | 3 0 | |
| | | | | | | | | | | | | | | | | | | | | | | | | 210 | A | Central Mich. | | 3 0 | |
| | | | | | | | | | | | | | | | | | | | | | | | | 215 | A | Eastern Mich. | | 3 1 | |
| | | | | | | | | | | | | | | | | | | | | | | | | 219 | H | Ball St. | | 3 0 | |
| | | | | | | | | | | | | | | | | | | | | | | | | 234 | N | Jacksonville | | 3 0 | |
| | | | | | | | | | | | | | | | | | | | | | | | | 296 | A | Akron | | 3 1 | |
| | | | | | | | | | | | | | | | | | | | | | | | | 309 | A | Buffalo | | 3 0 | |
| | | | | | | | | | | | | | | | | | | | | | | | | | | | | | |
| | | | | | | | | | | | | | | | | | | | | | | | | | | | | | |
| | | | | | | | | | | | | | | | | | | | | | | | | | | | | | |
| | | | | | | | | | | | | | | | | | | | | | | | | | | | | | |
| | | | | | | | | | | | | | | | | | | | | | | | | | | | | | |
| | | | | | | | | | | | | | | | | | | | | | | | | | | | | | |
| | | | | | | | | | | | | | | | | | | | | | | | | | | | | | |
| | | | | | | | | | | | | | | | | | | | | | | | | | | | | | |
| | | | | | | | | | | | | | | | | | | | | | | | | | | | | | |
| | | | | | | | | | | | | | | | | | | | | | | | | | | | | | |
| | | | | | | | | | | | | | | | | | | | | | | | | | | | | | |
| | | | | | | | | | | | | | | | | | | | | | | | | | | | | | |
| | | | | | | | | | | | | | | | | | | | | | | | | | | | | | |
| | | | | | | | | | | | | | | | | | | | | | | | | | | | | | |
| | | | | | | | | | | | | | | | | | | | | | | | | | | | | | |
| | | | | | | | | | | | | | | | | | | | | | | | | | | | | | |
| | | | | | | | | | | | | | | | | | | | | | | | | | | | | | |
| | | | | | | | | | | | | | | | | | | | | | | | | | | | | | |
| | | | | | | | | | | | | | | | | | | | | | | | | | | | | | |
| | | | | | | | | | | | | | | | | | | | | | | | | | | | | | |
| | | | | | | | | | | | | | | | | | | | | | | | | | | | | | |
| | | | | | | | | | | | | | | | | | | | | | | | | | | | | | |
| | | | | | | | | | | | | | | | | | | | | | | | | | | | | | |
| | | | | | | | | | | | | | | | | | | | | | | | | | | | | | |
| | | | | | | | | | | | | | | | | | | | | | | | | | | | | | |
| | | | | | | | | | | | | | | | | | | | | | | | | | | | | | |
| | | | | | | | | | | | | | | | | | | | | | | | | | | | | | |
| | | | | | | | | | | | | | | | | | | | | | | | | | | | | | |
| | | | | | | | | | | | | | | | | | | | | | | | | | | | | | |
| | | | | | | | | | | | | | | | | | | | | | | | | | | | | | |
| | | | | | | | | | | | | | | | | | | | | | | | | | | | | | |
| | | | | | | | | | | | | | | | | | | | | | | | | | | | | | |
| | | | | | | | | | | | | | | | | | | | | | | | | | | | | | |
| | | | | | | | | | | | | | | | | | | | | | | | | | | | | | |
| | | | | | | | | | | | | | | | | | | | | | | | | | | | | | |
| | | | | | | | | | | | | | | | | | | | | | | | | | | | | | |
| | | | | | | | | | | | | | | | | | | | | | | | | | | | | | |
| | | | | | | | | | | | | | | | | | | | | | | | | | | | | | |
| | | | | | | | | | | | | | | | | | | | | | | | | | | | | | |
| | | | | | | | | | | | | | | | | | | | | | | | | | | | | | |
| | | | | | | | | | | | | | | | | | | | | | | | | | | | | | |
| | | | | | | | | | | | | | | | | | | | | | | | | | | | | | |
| | | | | | | | | | | | | | | | | | | | | | | | | | | | | | |
| | | | | | | | | | | | | | | | | | | | | | | | | | | | | | |
| | | | | | | | | | | | | | | | | | | | | | | | | | | | | | |
| | | | | | | | | | | | | | | | | | | | | | | | | | | | | | |
| | | | | | | | | | | | | | | | | | | | | | | | | | | | | | |
| | | | | | | | | | | | | | | | | | | | | | | | | | | | | | |
| | | | | | | | | | | | | | | | | | | | | | | | | | | | | | |
| | | | | | | | | | | | | | | | | | | | | | | | | | | | | | |
| | | | | | | | | | | | | | | | | | | | | | | | | | | | | | |
| | | | | | | | | | | | | | | | | | | | | | | | | | | | | | |
| | | | | | | | | | | | | | | | | | | | | | | | | | | | | | |
| | | | | | | | | | | | | | | | | | | | | | | | | | | | | | |
| | | | | | | | | | | | | | | | | | | | | | | | | | | | | | |
| | | | | | | | | | | | | | | | | | | | | | | | | | | | | | |
| | | | | | | | | | | | | | | | | | | | | | | | | | | | | | |
| | | | | | | | | | | | | | | | | | | | | | | | | | | | | | |
| </ | | | | | | | | | | | | | | | | | | | | | | | | | | | | | |

Non-Div. I Games:

Miami (OH)

| Average RPI Win: 113 | | WON-LOST | WINNING | LAST 10 | STRENGTH OF | | OPP. STRENGTH | TEAM | ADJ | CONF. | ADJ CONF. | | |
|----------------------|----------------|----------|-----------|----------------|-------------|-------|---------------|-------|------------------|--------|-----------|----|----|
| Average RPI Loss: 56 | | RECORD | PCT. RANK | GAMES | SCHEDULE | | OF SCHEDULE | RPI | RPI | RPI | RPI | | |
| DIV. I ONLY | | 15- 7 | .68182 | 72 | 9- 1 | | 61 | 39 | 46 | .6052 | 46 | 11 | 11 |
| DIV. I NON-CONF. | | 6- 7 | .46154 | 188 | 0- 1 | | 64 | 13 | 94 | .55543 | 94 | 9 | 9 |
| TOTALS | | RPI 1-25 | RPI 26-50 | | W-L RECORDS | | RPI 51-100 | | RPI 101-150 | | RPI 150+ | | |
| 15- 7 | 0- 3 | 1- 1 | | OVERALL | | 6- 1 | | 4- 2 | | 4- 0 | | | |
| 8- 3 | 0- 2 | 1- 0 | | HOME | | 4- 0 | | 2- 1 | | 1- 0 | | | |
| 5- 3 | 0- 1 | 0- 0 | | AWAY | | 2- 1 | | 1- 1 | | 2- 0 | | | |
| 2- 1 | 0- 0 | 0- 1 | | NEUTRAL | | 0- 0 | | 1- 0 | | 1- 0 | | | |
| 6- 7 | 0- 3 | 0- 1 | | NON-CONFERENCE | | 2- 1 | | 3- 2 | | 1- 0 | | | |
| 4- 3 | 0- 2 | 0- 0 | | HOME | | 2- 0 | | 2- 1 | | 0- 0 | | | |
| 0- 3 | 0- 1 | 0- 0 | | AWAY | | 0- 1 | | 0- 1 | | 0- 0 | | | |
| 2- 1 | 0- 0 | 0- 1 | | NEUTRAL | | 0- 0 | | 1- 0 | | 1- 0 | | | |
| 9- 0 | 0- 0 | 1- 0 | | CONFERENCE | | 4- 0 | | 1- 0 | | 3- 0 | | | |
| 4- 0 | 0- 0 | 1- 0 | | HOME | | 2- 0 | | 0- 0 | | 1- 0 | | | |
| 5- 0 | 0- 0 | 0- 0 | | AWAY | | 2- 0 | | 1- 0 | | 2- 0 | | | |
| 0- 0 | 0- 0 | 0- 0 | | NEUTRAL | | 0- 0 | | 0- 0 | | 0- 0 | | | |
| RPI S | Opponent | Score | | RPI S | Opponent | Score | | RPI S | Opponent | Score | | | |
| 5 A | San Diego | 1 | 3 | 34 H | Hawaii | 3 | 2 | 54 H | Loyola Marymount | 3 | 0 | | |
| 10 H | UCLA | 1 | 3 | 40 N | Colorado | 0 | 3 | 64 A | Cal Poly | 3 | 1 | | |
| 23 H | Washington St. | 0 | 3 | | | | | 64 H | Cal Poly | 3 | 0 | | |
| | | | | | | | | 70 H | Duke | 3 | 2 | | |
| | | | | | | | | 71 A | San Diego St. | 0 | 3 | | |
| | | | | | | | | 76 A | UC Santa Barbara | 3 | 2 | | |
| | | | | | | | | 76 H | UC Santa Barbara | 3 | 0 | | |
| | | | | | | | | | | | | | |
| | | | | | | | | | | | | | |
| | | | | | | | | | | | | | |
| | | | | | | | | | | | | | |
| | | | | | | | | | | | | | |
| | | | | | | | | | | | | | |
| | | | | | | | | | | | | | |
| | | | | | | | | | | | | | |
| | | | | | | | | | | | | | |
| | | | | | | | | | | | | | |
| | | | | | | | | | | | | | |
| | | | | | | | | | | | | | |
| | | | | | | | | | | | | | |
| | | | | | | | | | | | | | |
| | | | | | | | | | | | | | |
| | | | | | | | | | | | | | |
| | | | | | | | | | | | | | |
| | | | | | | | | | | | | | |
| | | | | | | | | | | | | | |
| | | | | | | | | | | | | | |
| | | | | | | | | | | | | | |
| | | | | | | | | | | | | | |
| | | | | | | | | | | | | | |
| | | | | | | | | | | | | | |
| | | | | | | | | | | | | | |
| | | | | | | | | | | | | | |
| | | | | | | | | | | | | | |
| | | | | | | | | | | | | | |
| | | | | | | | | | | | | | |
| | | | | | | | | | | | | | |
| | | | | | | | | | | | | | |
| | | | | | | | | | | | | | |
| | | | | | | | | | | | | | |
| | | | | | | | | | | | | | |
| | | | | | | | | | | | | | |
| | | | | | | | | | | | | | |
| | | | | | | | | | | | | | |
| | | | | | | | | | | | | | |
| | | | | | | | | | | | | | |
| | | | | | | | | | | | | | |
| | | | | | | | | | | | | | |
| | | | | | | | | | | | | | |
| | | | | | | | | | | | | | |
| | | | | | | | | | | | | | |
| | | | | | | | | | | | | | |
| | | | | | | | | | | | | | |
| | | | | | | | | | | | | | |
| | | | | | | | | | | | | | |
| | | | | | | | | | | | | | |
| | | | | | | | | | | | | | |
| | | | | | | | | | | | | | |
| | | | | | | | | | | | | | |
| | | | | | | | | | | | | | |
| | | | | | | | | | | | | | |
| | | | | | | | | | | | | | |
| | | | | | | | | | | | | | |
| | | | | | | | | | | | | | |
| | | | | | | | | | | | | | |
| | | | | | | | | | | | | | |
| | | | | | | | | | | | | | |
| | | | | | | | | | | | | | |
| | | | | | | | | | | | | | |
| | | | | | | | | | | | | | |
| | | | | | | | | | | | | | |
| | | | | | | | | | | | | | |
| | | | | | | | | | | | | | |
| | | | | | | | | | | | | | |
| | | | | | | | | | | | | | |
| | | | | | | | | | | | | | |
| | | | | | | | | | | | | | |

Non-Div. I Games:

Long Beach St.

| | | | | | | | | | | | | | | | | | | | | | | | | |
|-------------------|---|--------------|----------|-----------|-----------|----------------|---------|-------------|-------------|-------------|---------------|----------|------|---------------|-----|-------|--------|-----|-----------|---------------|----|-------|----|--|
| Average RPI Win: | | 146 | WON-LOST | | WINNING | | LAST 10 | | STRENGTH OF | | OPP. STRENGTH | | TEAM | | ADJ | | CONF. | | ADJ CONF. | | | | | |
| Average RPI Loss: | | 45 | RECORD | | PCT. RANK | | GAMES | | SCHEDULE | | OF SCHEDULE | | RPI | | RPI | | RPI | | RPI | | | | | |
| DIV. I ONLY | | | 13- 8 | | .61905 | | 107 | | 8- 2 | | 22 | | 71 | | 47 | | .60312 | | 47 | | 6 | | 6 | |
| DIV. I NON-CONF. | | | 5- 6 | | .45455 | | 196 | | 0- 0 | | 46 | | 58 | | 93 | | .55774 | | 92 | | 10 | | 10 | |
| TOTALS | | RPI 1-25 | | RPI 26-50 | | W-L RECORDS | | RPI 51-100 | | RPI 101-150 | | RPI 150+ | | | | | | | | | | | | |
| 13- 8 | | 0- 2 | | 1- 3 | | OVERALL | | 5- 3 | | 0- 0 | | 7- 0 | | | | | | | | | | | | |
| 5- 2 | | 0- 0 | | 0- 1 | | HOME | | 3- 1 | | 0- 0 | | 2- 0 | | | | | | | | | | | | |
| 5- 3 | | 0- 1 | | 1- 1 | | AWAY | | 2- 1 | | 0- 0 | | 2- 0 | | | | | | | | | | | | |
| 3- 3 | | 0- 1 | | 0- 1 | | NEUTRAL | | 0- 1 | | 0- 0 | | 3- 0 | | | | | | | | | | | | |
| 5- 6 | | 0- 2 | | 1- 2 | | NON-CONFERENCE | | 0- 2 | | 0- 0 | | 4- 0 | | | | | | | | | | | | |
| 1- 1 | | 0- 0 | | 0- 1 | | HOME | | 0- 0 | | 0- 0 | | 1- 0 | | | | | | | | | | | | |
| 1- 2 | | 0- 1 | | 1- 0 | | AWAY | | 0- 1 | | 0- 0 | | 0- 0 | | | | | | | | | | | | |
| 3- 3 | | 0- 1 | | 0- 1 | | NEUTRAL | | 0- 1 | | 0- 0 | | 3- 0 | | | | | | | | | | | | |
| 8- 2 | | 0- 0 | | 0- 1 | | CONFERENCE | | 5- 1 | | 0- 0 | | 3- 0 | | | | | | | | | | | | |
| 4- 1 | | 0- 0 | | 0- 0 | | HOME | | 3- 1 | | 0- 0 | | 1- 0 | | | | | | | | | | | | |
| 4- 1 | | 0- 0 | | 0- 1 | | AWAY | | 2- 0 | | 0- 0 | | 2- 0 | | | | | | | | | | | | |
| 0- 0 | | 0- 0 | | 0- 0 | | NEUTRAL | | 0- 0 | | 0- 0 | | 0- 0 | | | | | | | | | | | | |
| RPI | S | Opponent | | Score | | RPI | S | Opponent | | Score | | RPI | S | Opponent | | Score | | RPI | S | Opponent | | Score | | |
| 14 | N | Michigan St. | | 0 3 | | 32 | A | Wichita St. | | 3 1 | | 55 | H | Temple | | 0 3 | | 160 | A | East Carolina | | 3 0 | | |
| 21 | A | Western Ky. | | 0 3 | | 35 | N | Marquette | | 1 3 | | 56 | N | Southern Ill. | | 2 3 | | 167 | N | IUPUI | | 3 0 | | |
| | | | | | | 44 | A | SMU | | 2 3 | | 60 | H | UCF | | 3 1 | | 178 | H | Memphis | | 3 0 | | |
| | | | | | | 45 | H | Miami (OH) | | 0 3 | | 79 | A | Tulsa | | 3 2 | | 200 | H | Furman | | 3 0 | | |
| | | | | | | | | | | | | 88 | H | South Fla. | | 3 0 | | 212 | A | Houston | | 3 0 | | |
| | | | | | | | | | | | | 89 | H | UConn | | 3 2 | | 260 | N | Middle Tenn. | | 3 1 | | |
| | | | | | | | | | | | | 91 | A | Tennessee | | 1 3 | | 281 | N | La.-Monroe | | 3 0 | | |
| | | | | | | 95 | A | Tulane | | 3 2 | | | | | | | | | | | | | | |
| | | | | | | LAST 10 GAMES | | | | | | | | | | | | | | | | | | |
| | | | | | | 55 | H | Temple | | 0 3 | | | | | | | | 160 | A | East Carolina | | 3 0 | | |
| | | | | | | 89 | H | UConn | | 3 2 | | | | | | | | 60 | H | UCF | | 3 1 | | |
| | | | | | | 95 | A | Tulane | | 3 2 | | | | | | | | 88 | H | South Fla. | | 3 0 | | |
| | | | | | | 212 | A | Houston | | 3 0 | | 44 | A | SMU | | 2 3 | | | | | | | | |
| | | | | | | 178 | H | Memphis | | 3 0 | | 79 | A | Tulsa | | 3 2 | | | | | | | | |

| Average RPI Win: | 130 | WON-LOST RECORD | WINNING PCT. RANK | LAST 10 GAMES | STRENGTH OF SCHEDULE | OPP. STRENGTH OF SCHEDULE | TEAM RPI | ADJ RPI | CONF. RPI | ADJ CONF. RPI | |
|------------------|--------------|--------------------|--------------------------------|------------------|-------------------------|-------------------------------|--------------|------------------|--------------|------------------|-------|
| DIV. I ONLY | | 14- 7 | .66667 83 | 7- 3 | 78 | 5 | 48 | .60061 48 | 1 | 1 | |
| DIV. I NON-CONF. | | 7- 4 | .63636 109 | 0- 0 | 118 | 21 | 80 | .56665 81 | 1 | 1 | |
| <hr/> | | | | | | | | | | | |
| TOTALS | RPI 1-25 | RPI 26-50 | | W-L RECORDS | RPI 51-100 | | RPI 101-150 | | RPI 150+ | | |
| 14- 7 | 2- 5 | 0- 1 | | OVERALL | 4- 1 | | 2- 0 | | 6- 0 | | |
| 6- 3 | 1- 2 | 0- 0 | | HOME | 2- 1 | | 0- 0 | | 3- 0 | | |
| 4- 3 | 1- 2 | 0- 1 | | AWAY | 2- 0 | | 0- 0 | | 1- 0 | | |
| 4- 1 | 0- 1 | 0- 0 | | NEUTRAL | 0- 0 | | 2- 0 | | 2- 0 | | |
| <hr/> | | | | | | | | | | | |
| 7- 4 | 0- 2 | 0- 1 | | NON-CONFERENCE | 2- 1 | | 2- 0 | | 3- 0 | | |
| 2- 1 | 0- 0 | 0- 0 | | HOME | 1- 1 | | 0- 0 | | 1- 0 | | |
| 1- 2 | 0- 1 | 0- 1 | | AWAY | 1- 0 | | 0- 0 | | 0- 0 | | |
| 4- 1 | 0- 1 | 0- 0 | | NEUTRAL | 0- 0 | | 2- 0 | | 2- 0 | | |
| <hr/> | | | | | | | | | | | |
| 7- 3 | 2- 3 | 0- 0 | | CONFERENCE | 2- 0 | | 0- 0 | | 3- 0 | | |
| 4- 2 | 1- 2 | 0- 0 | | HOME | 1- 0 | | 0- 0 | | 2- 0 | | |
| 3- 1 | 1- 1 | 0- 0 | | AWAY | 1- 0 | | 0- 0 | | 1- 0 | | |
| 0- 0 | 0- 0 | 0- 0 | | NEUTRAL | 0- 0 | | 0- 0 | | 0- 0 | | |
| <hr/> | | | | | | | | | | | |
| RPI S | Opponent | Score | RPI S | Opponent | Score | RPI S | Opponent | Score | RPI S | Opponent | Score |
| 1 H | Nebraska | 0 3 | 40 A | Colorado | 2 3 | 51 H | Missouri St. | 2 3 | 139 N | St. Mary's (CA) | 3 0 |
| 2 A | Wisconsin | 1 3 | | | | 58 H | Indiana | 3 0 | 147 N | Murray St. | 3 0 |
| 12 N | Stanford | 2 3 | | | | 90 H | Xavier | 3 1 | 153 A | Northwestern | 3 0 |
| 13 A | Oregon | 0 3 | | | | 97 A | Maryland | 3 2 | 153 H | Northwestern | 3 0 |
| 14 H | Michigan St. | 3 0 | | | | 100 A | Saint Louis | 3 0 | 174 N | Belmont | 3 0 |
| 18 A | Purdue | 3 2 | | | | | | | 195 H | Rutgers | 3 0 |
| 18 H | Purdue | 2 3 | | | | | | | 198 H | Arkansas | 3 0 |
| | | | | | | | | | 283 N | Omaha | 3 0 |
| <hr/> | | | | | | | | | | | |
| | | | LAST 10 GAMES | | | | | | | | |
| | | | 18 H Purdue 2 3 | | | 153 A Northwestern 3 0 | | | | | |
| | | | 58 H Indiana 3 0 | | | 97 A Maryland 3 2 | | | | | |
| | | | 153 H Northwestern 3 0 | | | 1 H Nebraska 0 3 | | | | | |
| | | | 14 H Michigan St. 3 0 | | | 195 H Rutgers 3 0 | | | | | |
| | | | 2 A Wisconsin 1 3 | | | 18 A Purdue 3 2 | | | | | |

Non-Div. I Games:

Illinois

| Average RPI Win: 134 | | WON-LOST RECORD | | WINNING PCT. RANK | | LAST 10 GAMES | | STRENGTH OF SCHEDULE | | OPP. STRENGTH OF SCHEDULE | | TEAM RPI | | ADJ RPI | | CONF. RPI | | ADJ CONF. RPI | |
|----------------------|------------|-----------------|---|-------------------|-------------|----------------|---|----------------------|--------------|---------------------------|---|----------|------------------|-----------|---|-----------|--|---------------|--|
| DIV. I ONLY | | 11- 9 | | .55 150 | | 5- 5 | | 17 | | 21 | | 51 | | .59972 49 | | 3 | | 3 | |
| DIV. I NON-CONF. | | 8- 4 | | .66667 85 | | 2- 0 | | 50 | | 46 | | 49 | | .60859 48 | | 3 | | 3 | |
| TOTALS | | RPI 1-25 | | RPI 26-50 | | W-L RECORDS | | RPI 51-100 | | RPI 101-150 | | RPI 150+ | | | | | | | |
| 11- 9 | | 0- 4 | | 2- 4 | | OVERALL | | 3- 1 | | 2- 0 | | 4- 0 | | | | | | | |
| 5- 4 | | 0- 1 | | 1- 3 | | HOME | | 1- 0 | | 1- 0 | | 2- 0 | | | | | | | |
| 4- 5 | | 0- 3 | | 1- 1 | | AWAY | | 1- 1 | | 1- 0 | | 1- 0 | | | | | | | |
| 2- 0 | | 0- 0 | | 0- 0 | | NEUTRAL | | 1- 0 | | 0- 0 | | 1- 0 | | | | | | | |
| 8- 4 | | 0- 2 | | 1- 1 | | NON-CONFERENCE | | 3- 1 | | 0- 0 | | 4- 0 | | | | | | | |
| 4- 1 | | 0- 1 | | 1- 0 | | HOME | | 1- 0 | | 0- 0 | | 2- 0 | | | | | | | |
| 2- 3 | | 0- 1 | | 0- 1 | | AWAY | | 1- 1 | | 0- 0 | | 1- 0 | | | | | | | |
| 2- 0 | | 0- 0 | | 0- 0 | | NEUTRAL | | 1- 0 | | 0- 0 | | 1- 0 | | | | | | | |
| 3- 5 | | 0- 2 | | 1- 3 | | CONFERENCE | | 0- 0 | | 2- 0 | | 0- 0 | | | | | | | |
| 1- 3 | | 0- 0 | | 0- 3 | | HOME | | 0- 0 | | 1- 0 | | 0- 0 | | | | | | | |
| 2- 2 | | 0- 2 | | 1- 0 | | AWAY | | 0- 0 | | 1- 0 | | 0- 0 | | | | | | | |
| 0- 0 | | 0- 0 | | 0- 0 | | NEUTRAL | | 0- 0 | | 0- 0 | | 0- 0 | | | | | | | |
| RPI S | Opponent | Score | | RPI S | Opponent | Score | | RPI S | Opponent | Score | | RPI S | Opponent | Score | | | | | |
| 1 A | Nebraska | 0 | 3 | 26 H | Kansas | 1 | 3 | 51 N | Missouri St. | 3 | 0 | 119 H | Texas Tech | 3 | 0 | | | | |
| 3 A | Texas | 2 | 3 | 30 A | TCU | 3 | 0 | 53 A | UNI | 2 | 3 | 120 A | West Virginia | 3 | 2 | | | | |
| 17 A | Kansas St. | 1 | 3 | 30 H | TCU | 2 | 3 | 57 H | Iowa | 3 | 0 | 202 N | Syracuse | 3 | 0 | | | | |
| 19 H | Creighton | 1 | 3 | 31 H | Baylor | 2 | 3 | 84 A | South Dakota | 3 | 0 | 232 H | North Dakota St. | 3 | 0 | | | | |
| | | | | 32 H | Wichita St. | 3 | 0 | | | | | 269 H | Montana | 3 | 0 | | | | |
| | | | | 35 A | Marquette | 0 | 3 | | | | | 283 A | Omaha | 3 | 0 | | | | |
| | | | | | | | | | | | | | | | | | | | |
| | | | | | | | | | | | | | | | | | | | |
| | | | | | | | | | | | | | | | | | | | |
| | | | | | | | | | | | | | | | | | | | |
| | | | | | | | | | | | | | | | | | | | |
| | | | | | | | | | | | | | | | | | | | |
| | | | | | | | | | | | | | | | | | | | |
| | | | | | | | | | | | | | | | | | | | |
| | | | | | | | | | | | | | | | | | | | |
| | | | | | | | | | | | | | | | | | | | |
| | | | | | | | | | | | | | | | | | | | |
| | | | | | | | | | | | | | | | | | | | |
| | | | | | | | | | | | | | | | | | | | |
| | | | | | | | | | | | | | | | | | | | |
| | | | | | | | | | | | | | | | | | | | |
| | | | | | | | | | | | | | | | | | | | |
| | | | | | | | | | | | | | | | | | | | |
| | | | | | | | | | | | | | | | | | | | |
| | | | | | | | | | | | | | | | | | | | |
| | | | | | | | | | | | | | | | | | | | |
| | | | | | | | | | | | | | | | | | | | |
| | | | | | | | | | | | | | | | | | | | |
| | | | | | | | | | | | | | | | | | | | |
| | | | | | | | | | | | | | | | | | | | |
| | | | | | | | | | | | | | | | | | | | |
| | | | | | | | | | | | | | | | | | | | |
| | | | | | | | | | | | | | | | | | | | |
| | | | | | | | | | | | | | | | | | | | |
| | | | | | | | | | | | | | | | | | | | |
| | | | | | | | | | | | | | | | | | | | |

| Average RPI Win: 145 | | WON-LOST RECORD | | WINNING PCT. RANK | | LAST 10 GAMES | | STRENGTH OF SCHEDULE | | OPP. STRENGTH OF SCHEDULE | | TEAM RPI | | ADJ RPI | | CONF. RPI | | ADJ CONF. RPI | | | | |
|----------------------|---|-----------------|--|-------------------|---|----------------|---|----------------------|--|---------------------------|---|----------|---|------------------|---|-----------|---|---------------|---|------------------|---|---|
| DIV. I ONLY | | 14- 6 | | .7 61 | | 8- 2 | | 67 | | 68 | | 50 | | .59847 50 | | 7 7 | | | | | | |
| DIV. I NON-CONF. | | 6- 5 | | .54545 150 | | 0- 1 | | 112 | | 42 | | 106 | | .54594 105 | | 8 8 | | | | | | |
| TOTALS | | RPI 1-25 | | RPI 26-50 | | W-L RECORDS | | RPI 51-100 | | RPI 101-150 | | RPI 150+ | | | | | | | | | | |
| 14- 6 | | 1- 1 | | 1- 3 | | OVERALL | | 2- 1 | | 6- 0 | | 4- 1 | | | | | | | | | | |
| 7- 2 | | 0- 1 | | 0- 1 | | HOME | | 2- 0 | | 2- 0 | | 3- 0 | | | | | | | | | | |
| 5- 3 | | 1- 0 | | 0- 1 | | AWAY | | 0- 1 | | 4- 0 | | 0- 1 | | | | | | | | | | |
| 2- 1 | | 0- 0 | | 1- 1 | | NEUTRAL | | 0- 0 | | 0- 0 | | 1- 0 | | | | | | | | | | |
| 6- 5 | | 0- 1 | | 1- 3 | | NON-CONFERENCE | | 0- 1 | | 2- 0 | | 3- 0 | | | | | | | | | | |
| 3- 2 | | 0- 1 | | 0- 1 | | HOME | | 0- 0 | | 1- 0 | | 2- 0 | | | | | | | | | | |
| 1- 2 | | 0- 0 | | 0- 1 | | AWAY | | 0- 1 | | 1- 0 | | 0- 0 | | | | | | | | | | |
| 2- 1 | | 0- 0 | | 1- 1 | | NEUTRAL | | 0- 0 | | 0- 0 | | 1- 0 | | | | | | | | | | |
| 8- 1 | | 1- 0 | | 0- 0 | | CONFERENCE | | 2- 0 | | 4- 0 | | 1- 1 | | | | | | | | | | |
| 4- 0 | | 0- 0 | | 0- 0 | | HOME | | 2- 0 | | 1- 0 | | 1- 0 | | | | | | | | | | |
| 4- 1 | | 1- 0 | | 0- 0 | | AWAY | | 0- 0 | | 3- 0 | | 0- 1 | | | | | | | | | | |
| 0- 0 | | 0- 0 | | 0- 0 | | NEUTRAL | | 0- 0 | | 0- 0 | | 0- 0 | | | | | | | | | | |
| RPI | S | Opponent | | Score | | RPI | S | Opponent | | Score | | RPI | S | Opponent | | Score | | | | | | |
| 3 | H | Texas | | 0 | 3 | 31 | N | Baylor | | 3 | 1 | 71 | H | San Diego St. | | 3 | 0 | 113 | A | Fresno St. | 3 | 0 |
| 25 | A | UNLV | | 3 | 1 | 32 | H | Wichita St. | | 0 | 3 | 76 | A | UC Santa Barbara | | 0 | 3 | 113 | H | Fresno St. | 3 | 1 |
| | | | | | | 40 | A | Colorado | | 1 | 3 | 94 | H | Nevada | | 3 | 0 | 122 | A | Northern Colo. | 3 | 1 |
| | | | | | | 42 | N | Pittsburgh | | 2 | 3 | | | | | | | 130 | A | Utah St. | 3 | 0 |
| | | | | | | | | | | | | | | | | | | 139 | H | St. Mary's (CA) | 3 | 0 |
| | | | | | | | | | | | | | | | | | | 148 | A | New Mexico | 3 | 0 |
| | | | | | | | | | | | | | | | | | | 176 | A | San Jose St. | 2 | 3 |
| | | | | | | | | | | | | | | | | | | 176 | H | San Jose St. | 3 | 0 |
| | | | | | | | | | | | | | | | | | | 232 | H | North Dakota St. | 3 | 0 |
| | | | | | | | | | | | | | | | | | | 312 | N | Chicago St. | 3 | 0 |
| | | | | | | | | | | | | | | | | | | 318 | H | New Orleans | 3 | 0 |
| LAST 10 GAMES | | | | | | | | | | | | | | | | | | | | | | |
| 113 A Fresno St. | | | | | | 3 | 0 | 148 A New Mexico | | | | | | 3 | 0 | | | | | | | |
| 176 A San Jose St. | | | | | | 2 | 3 | 130 A Utah St. | | | | | | 3 | 0 | | | | | | | |
| 71 H San Diego St. | | | | | | 3 | 0 | 176 H San Jose St. | | | | | | 3 | 0 | | | | | | | |
| 94 H Nevada | | | | | | 3 | 0 | 113 H Fresno St. | | | | | | 3 | 1 | | | | | | | |
| 25 A UNLV | | | | | | 3 | 1 | 40 A Colorado | | | | | | 1 | 3 | | | | | | | |

Non-Div. I Games:

Colorado St.

| Average RPI Win: 151 | | WON-LOST RECORD | | WINNING PCT. RANK | | LAST 10 GAMES | | STRENGTH OF SCHEDULE | | OPP. STRENGTH OF SCHEDULE | | TEAM RPI | | ADJ RPI | | CONF. RPI | | ADJ CONF. RPI | |
|----------------------|----------|-----------------|---|-------------------|----------------|----------------|---|----------------------|---------------|---------------------------|---|----------|----------------|-----------|---|-----------|--|---------------|--|
| DIV. I ONLY | | 17- 7 | | .70833 58 | | 8- 2 | | 96 | | 61 | | 58 | | .59762 51 | | 12 | | 12 | |
| DIV. I NON-CONF. | | 9- 5 | | .64286 104 | | 0- 0 | | 96 | | 26 | | 62 | | .58479 59 | | 11 | | 11 | |
| TOTALS | | RPI 1-25 | | RPI 26-50 | | W-L RECORDS | | RPI 51-100 | | RPI 101-150 | | RPI 150+ | | | | | | | |
| 17- 7 | | 1- 1 | | 2- 4 | | OVERALL | | 3- 2 | | 2- 0 | | 9- 0 | | | | | | | |
| 7- 2 | | 1- 0 | | 0- 1 | | HOME | | 0- 1 | | 0- 0 | | 6- 0 | | | | | | | |
| 7- 2 | | 0- 0 | | 2- 2 | | AWAY | | 2- 0 | | 1- 0 | | 2- 0 | | | | | | | |
| 3- 3 | | 0- 1 | | 0- 1 | | NEUTRAL | | 1- 1 | | 1- 0 | | 1- 0 | | | | | | | |
| 9- 5 | | 1- 1 | | 1- 3 | | NON-CONFERENCE | | 2- 1 | | 1- 0 | | 4- 0 | | | | | | | |
| 4- 0 | | 1- 0 | | 0- 0 | | HOME | | 0- 0 | | 0- 0 | | 3- 0 | | | | | | | |
| 2- 2 | | 0- 0 | | 1- 2 | | AWAY | | 1- 0 | | 0- 0 | | 0- 0 | | | | | | | |
| 3- 3 | | 0- 1 | | 0- 1 | | NEUTRAL | | 1- 1 | | 1- 0 | | 1- 0 | | | | | | | |
| 8- 2 | | 0- 0 | | 1- 1 | | CONFERENCE | | 1- 1 | | 1- 0 | | 5- 0 | | | | | | | |
| 3- 2 | | 0- 0 | | 0- 1 | | HOME | | 0- 1 | | 0- 0 | | 3- 0 | | | | | | | |
| 5- 0 | | 0- 0 | | 1- 0 | | AWAY | | 1- 0 | | 1- 0 | | 2- 0 | | | | | | | |
| 0- 0 | | 0- 0 | | 0- 0 | | NEUTRAL | | 0- 0 | | 0- 0 | | 0- 0 | | | | | | | |
| RPI S | Opponent | Score | | RPI S | Opponent | Score | | RPI S | Opponent | Score | | RPI S | Opponent | Score | | | | | |
| 10 N | UCLA | 1 | 3 | 32 A | Wichita St. | 3 | 1 | 53 A | UNI | 3 | 2 | 109 A | Illinois St. | 3 | 2 | | | | |
| 24 H | Ohio St. | 3 | 2 | 32 H | Wichita St. | 2 | 3 | 56 H | Southern Ill. | 2 | 3 | 144 N | Milwaukee | 3 | 0 | | | | |
| | | | | 34 A | Hawaii | 0 | 3 | 61 N | Pacific | 3 | 0 | 154 H | Loyola Chicago | 3 | 0 | | | | |
| | | | | 35 A | Marquette | 1 | 3 | 77 A | Arkansas St. | 3 | 1 | 167 H | IUPUI | 3 | 1 | | | | |
| | | | | 48 A | Illinois | 3 | 2 | 90 N | Xavier | 2 | 3 | 196 A | Drake | 3 | 2 | | | | |
| | | | | 49 N | Iowa St. | 0 | 3 | | | | | 198 N | Arkansas | 3 | 0 | | | | |
| | | | | | | | | | | | | 216 A | Indiana St. | 3 | 0 | | | | |
| | | | | | | | | | | | | 245 H | Evansville | 3 | 0 | | | | |
| | | | | | | | | | | | | 261 H | Bradley | 3 | 0 | | | | |
| | | | | | | | | | | | | 273 H | McNeese | 3 | 0 | | | | |
| | | | | | | | | | | | | 303 H | Western Ill. | 3 | 0 | | | | |
| | | | | LAST 10 GAMES | | | | | | | | | | | | | | | |
| | | | | 32 A | Wichita St. | 3 | 1 | 261 H | Bradley | 3 | 0 | | | | | | | | |
| | | | | 216 A | Indiana St. | 3 | 0 | 196 A | Drake | 3 | 2 | | | | | | | | |
| | | | | 109 A | Illinois St. | 3 | 2 | 53 A | UNI | 3 | 2 | | | | | | | | |
| | | | | 245 H | Evansville | 3 | 0 | 56 H | Southern Ill. | 2 | 3 | | | | | | | | |
| | | | | 154 H | Loyola Chicago | 3 | 0 | 32 H | Wichita St. | 2 | 3 | | | | | | | | |

Non-Div. I Games:

Missouri St.

| | | | | | | | | | | | | |
|-------------------|----------|-----------|-----------|---------------------------|-------------|---------------|-------|----------------------------|--------|--------------|-------|---|
| Average RPI Win: | 160 | WON-LOST | WINNING | LAST 10 | STRENGTH OF | OPP. STRENGTH | TEAM | ADJ | CONF. | ADJ CONF. | | |
| Average RPI Loss: | 63 | RECORD | PCT. RANK | GAMES | SCHEDULE | OF SCHEDULE | RPI | RPI | RPI | RPI | | |
| DIV. I ONLY | | 15- 7 | .68182 | 72 | 5- 5 | 50 | 103 | 49 | .59629 | 52 | 4 | 4 |
| DIV. I NON-CONF. | | 11- 2 | .84615 | 23 | 1- 0 | 72 | 188 | 37 | .62632 | 37 | 5 | 5 |
| <hr/> | | | | | | | | | | | | |
| TOTALS | RPI 1-25 | RPI 26-50 | | W-L RECORDS | | RPI 51-100 | | RPI 101-150 | | RPI 150+ | | |
| 15- 7 | 0- 2 | 1- 1 | | OVERALL | | 2- 3 | | 5- 1 | | 7- 0 | | |
| 9- 2 | 0- 2 | 1- 0 | | HOME | | 0- 0 | | 4- 0 | | 4- 0 | | |
| 2- 4 | 0- 0 | 0- 0 | | AWAY | | 0- 3 | | 1- 1 | | 1- 0 | | |
| 4- 1 | 0- 0 | 0- 1 | | NEUTRAL | | 2- 0 | | 0- 0 | | 2- 0 | | |
| <hr/> | | | | | | | | | | | | |
| 11- 2 | 0- 0 | 0- 1 | | NON-CONFERENCE | | 2- 1 | | 3- 0 | | 6- 0 | | |
| 7- 0 | 0- 0 | 0- 0 | | HOME | | 0- 0 | | 3- 0 | | 4- 0 | | |
| 0- 1 | 0- 0 | 0- 0 | | AWAY | | 0- 1 | | 0- 0 | | 0- 0 | | |
| 4- 1 | 0- 0 | 0- 1 | | NEUTRAL | | 2- 0 | | 0- 0 | | 2- 0 | | |
| <hr/> | | | | | | | | | | | | |
| 4- 5 | 0- 2 | 1- 0 | | CONFERENCE | | 0- 2 | | 2- 1 | | 1- 0 | | |
| 2- 2 | 0- 2 | 1- 0 | | HOME | | 0- 0 | | 1- 0 | | 0- 0 | | |
| 2- 3 | 0- 0 | 0- 0 | | AWAY | | 0- 2 | | 1- 1 | | 1- 0 | | |
| 0- 0 | 0- 0 | 0- 0 | | NEUTRAL | | 0- 0 | | 0- 0 | | 0- 0 | | |
| <hr/> | | | | | | | | | | | | |
| RPI | S | Opponent | Score | RPI | S | Opponent | Score | RPI | S | Opponent | Score | |
| 8 | H | Florida | 0 3 | 27 | N | Florida St. | 2 3 | 55 | N | Temple | 3 1 | |
| 16 | H | Missouri | 2 3 | 39 | H | Texas A&M | 3 2 | 79 | A | Tulsa | 2 3 | |
| | | | | | | | | 84 | N | South Dakota | 3 1 | |
| | | | | | | | | 92 | A | Auburn | 1 3 | |
| | | | | | | | | 96 | A | Ole Miss | 1 3 | |
| | | | | | | | | 112 H ETSU 3 1 | | | | |
| | | | | | | | | 117 H Southern Miss. 3 2 | | | | |
| | | | | | | | | 121 A Mississippi St. 2 3 | | | | |
| | | | | | | | | 121 H Mississippi St. 3 1 | | | | |
| | | | | | | | | 141 A Georgia 3 1 | | | | |
| | | | | | | | | 150 H Samford 3 0 | | | | |
| | | | | | | | | 171 N Virginia Tech 3 2 | | | | |
| | | | | | | | | 198 A Arkansas 3 0 | | | | |
| | | | | | | | | 209 H Ga. Southern 3 0 | | | | |
| | | | | | | | | 225 H Lehigh 3 0 | | | | |
| | | | | | | | | 239 H Northwestern St. 3 1 | | | | |
| | | | | | | | | 248 N Incarnate Word 3 1 | | | | |
| | | | | | | | | 297 H Presbyterian 3 2 | | | | |
| <hr/> | | | | | | | | | | | | |
| | | | | LAST 10 GAMES | | | | | | | | |
| | | | | 96 A Ole Miss 1 3 | | | | 121 A Mississippi St. 2 3 | | | | |
| | | | | 198 A Arkansas 3 0 | | | | 141 A Georgia 3 1 | | | | |
| | | | | 16 H Missouri 2 3 | | | | 8 H Florida 0 3 | | | | |
| | | | | 121 H Mississippi St. 3 1 | | | | 39 H Texas A&M 3 2 | | | | |
| | | | | 92 A Auburn 1 3 | | | | 209 H Ga. Southern 3 0 | | | | |

Non-Div. I Games:

Alabama

| Average RPI Win: | | 158 | WON-LOST RECORD | | WINNING PCT. RANK | | LAST 10 GAMES | | STRENGTH OF SCHEDULE | | OPP. STRENGTH OF SCHEDULE | | TEAM RPI | | ADJ RPI | | CONF. RPI | | ADJ CONF. RPI | |
|------------------|-----------|----------|-----------------|-----------|-------------------|----------------------|---------------|------------|----------------------|-------------|---------------------------|----------|----------|---|-----------|------------------|-----------|-------|---------------|--|
| DIV. I ONLY | | | 17- 7 | | .70833 58 | | 8- 2 | | 99 | | 54 | | 60 | | .59627 53 | | 12 | | 12 | |
| DIV. I NON-CONF. | | | 9- 4 | | .69231 75 | | 0- 0 | | 71 | | 19 | | 47 | | .61244 47 | | 11 | | 11 | |
| TOTALS | | RPI 1-25 | | RPI 26-50 | | W-L RECORDS | | RPI 51-100 | | RPI 101-150 | | RPI 150+ | | | | | | | | |
| 17- 7 | | 1- 2 | | 3- 2 | | OVERALL | | 2- 2 | | 0- 1 | | 11- 0 | | | | | | | | |
| 8- 2 | | 0- 0 | | 2- 0 | | HOME | | 1- 1 | | 0- 1 | | 5- 0 | | | | | | | | |
| 5- 4 | | 0- 1 | | 0- 2 | | AWAY | | 0- 1 | | 0- 0 | | 5- 0 | | | | | | | | |
| 4- 1 | | 1- 1 | | 1- 0 | | NEUTRAL | | 1- 0 | | 0- 0 | | 1- 0 | | | | | | | | |
| 9- 4 | | 1- 2 | | 2- 2 | | NON-CONFERENCE | | 1- 0 | | 0- 0 | | 5- 0 | | | | | | | | |
| 4- 0 | | 0- 0 | | 1- 0 | | HOME | | 0- 0 | | 0- 0 | | 3- 0 | | | | | | | | |
| 1- 3 | | 0- 1 | | 0- 2 | | AWAY | | 0- 0 | | 0- 0 | | 1- 0 | | | | | | | | |
| 4- 1 | | 1- 1 | | 1- 0 | | NEUTRAL | | 1- 0 | | 0- 0 | | 1- 0 | | | | | | | | |
| 8- 3 | | 0- 0 | | 1- 0 | | CONFERENCE | | 1- 2 | | 0- 1 | | 6- 0 | | | | | | | | |
| 4- 2 | | 0- 0 | | 1- 0 | | HOME | | 1- 1 | | 0- 1 | | 2- 0 | | | | | | | | |
| 4- 1 | | 0- 0 | | 0- 0 | | AWAY | | 0- 1 | | 0- 0 | | 4- 0 | | | | | | | | |
| 0- 0 | | 0- 0 | | 0- 0 | | NEUTRAL | | 0- 0 | | 0- 0 | | 0- 0 | | | | | | | | |
| RPI S | Opponent | | Score | | RPI S | Opponent | | Score | | RPI S | Opponent | | Score | | RPI S | Opponent | | Score | | |
| 6 A | Michigan | | 0 | 3 | 26 A | Kansas | | 0 | 3 | 51 H | Missouri St. | | 2 | 3 | 109 H | Illinois St. | | 2 | 3 | |
| 15 N | Kentucky | | 3 | 0 | 28 A | Southern California | | 1 | 3 | 56 A | Southern Ill. | | 2 | 3 | 153 H | Northwestern | | 3 | 0 | |
| 19 N | Creighton | | 0 | 3 | 32 H | Wichita St. | | 3 | 1 | 56 H | Southern Ill. | | 3 | 1 | 154 A | Loyola Chicago | | 3 | 2 | |
| | | | | | 45 N | Miami (OH) | | 3 | 0 | 100 N | Saint Louis | | 3 | 0 | 196 A | Drake | | 3 | 0 | |
| | | | | | 49 H | Iowa St. | | 3 | 2 | | | | | | 201 A | UMKC | | 3 | 1 | |
| | | | | | | | | | | | | | | | 202 H | Syracuse | | 3 | 0 | |
| | | | | | | | | | | | | | | | 216 H | Indiana St. | | 3 | 1 | |
| | | | | | | | | | | | | | | | 232 H | North Dakota St. | | 3 | 0 | |
| | | | | | | | | | | | | | | | 245 A | Evansville | | 3 | 0 | |
| | | | | | | | | | | | | | | | 245 H | Evansville | | 3 | 0 | |
| | | | | | | | | | | | | | | | 261 A | Bradley | | 3 | 0 | |
| | | | | | | | | | | | | | | | 283 N | Omaha | | 3 | 0 | |
| | | | | | LAST 10 GAMES | | | | | | | | | | | | | | | |
| | | | | | | 56 H Southern Ill. | | 3 | 1 | | 216 H Indiana St. | | 3 | 1 | | | | | | |
| | | | | | | 245 H Evansville | | 3 | 0 | | 32 H Wichita St. | | 3 | 1 | | | | | | |
| | | | | | | 154 A Loyola Chicago | | 3 | 2 | | 51 H Missouri St. | | 2 | 3 | | | | | | |
| | | | | | | 261 A Bradley | | 3 | 0 | | 245 A Evansville | | 3 | 0 | | | | | | |
| | | | | | | 196 A Drake | | 3 | 0 | | 56 A Southern Ill. | | 2 | 3 | | | | | | |

Non-Div. I Games:

UNI

| Average RPI Win: 147 | | WON-LOST | WINNING | LAST 10 | STRENGTH OF | | OPP. STRENGTH | TEAM | ADJ | CONF. | ADJ CONF. |
|----------------------|-----------|------------------|-----------|----------------|------------------|-------|-----------------|------------------|----------------|-----------------|------------------|
| Average RPI Loss: 44 | | RECORD | PCT. RANK | GAMES | SCHEDULE | | OF SCHEDULE | RPI | RPI | RPI | RPI |
| DIV. I ONLY | | 14- 8 | .63636 | 92 | 5- 5 | | 44 | 67 | 52 | .59517 | 54 |
| DIV. I NON-CONF. | | 9- 3 | .75 | 50 | 0- 0 | | 62 | 100 | 41 | .6167 | 42 |
| TOTALS | | RPI 1-25 | RPI 26-50 | | W-L RECORDS | | RPI 51-100 | | RPI 101-150 | | RPI 150+ |
| 14- 8 | | 0- 4 | 1- 1 | | OVERALL | | 2- 2 | | 6- 0 | | 5- 1 |
| 5- 3 | | 0- 2 | 0- 0 | | HOME | | 1- 1 | | 2- 0 | | 2- 0 |
| 5- 5 | | 0- 2 | 1- 1 | | AWAY | | 0- 1 | | 3- 0 | | 1- 1 |
| 4- 0 | | 0- 0 | 0- 0 | | NEUTRAL | | 1- 0 | | 1- 0 | | 2- 0 |
| 9- 3 | | 0- 1 | 1- 1 | | NON-CONFERENCE | | 2- 0 | | 2- 0 | | 4- 1 |
| 4- 1 | | 0- 1 | 0- 0 | | HOME | | 1- 0 | | 1- 0 | | 2- 0 |
| 1- 2 | | 0- 0 | 1- 1 | | AWAY | | 0- 0 | | 0- 0 | | 0- 1 |
| 4- 0 | | 0- 0 | 0- 0 | | NEUTRAL | | 1- 0 | | 1- 0 | | 2- 0 |
| 5- 5 | | 0- 3 | 0- 0 | | CONFERENCE | | 0- 2 | | 4- 0 | | 1- 0 |
| 1- 2 | | 0- 1 | 0- 0 | | HOME | | 0- 1 | | 1- 0 | | 0- 0 |
| 4- 3 | | 0- 2 | 0- 0 | | AWAY | | 0- 1 | | 3- 0 | | 1- 0 |
| 0- 0 | | 0- 0 | 0- 0 | | NEUTRAL | | 0- 0 | | 0- 0 | | 0- 0 |
| RPI S | Opponent | Score | RPI S | Opponent | Score | RPI S | Opponent | Score | RPI S | Opponent | Score |
| 5 A | San Diego | 1 3 | 33 A | Dayton | 3 0 | 56 N | Southern Ill. | 3 0 | 106 A | Santa Clara | 3 0 |
| 5 H | San Diego | 2 3 | 46 A | Long Beach St. | 0 3 | 61 A | Pacific | 2 3 | 109 H | Illinois St. | 3 1 |
| 10 H | UCLA | 1 3 | | | | 65 H | Gonzaga | 2 3 | 114 A | Pepperdine | 3 0 |
| 11 A | BYU | 2 3 | | | | 70 H | Duke | 3 0 | 115 H | Portland | 3 0 |
| | | | | | | | | | 130 N | Utah St. | 3 0 |
| | | | | | | | | | 139 A | St. Mary's (CA) | 3 1 |
| | | | | | | | | | 152 A | Denver | 1 3 |
| | | | | | | | | | 207 N | Youngstown St. | 3 0 |
| | | | | | | | | | 218 H | Harvard | 3 0 |
| | | | | | | | | | 226 N | Montana St. | 3 0 |
| | | | | | | | | | 251 A | San Francisco | 3 0 |
| | | | | | | | | | 280 H | Niagara | 3 1 |
| LAST 10 GAMES | | | | | | | | | | | |
| | 11 A | BYU | 2 | 3 | | 115 H | Portland | 3 | 0 | | |
| | 5 A | San Diego | 1 | 3 | | 61 A | Pacific | 2 | 3 | | |
| | 251 A | San Francisco | 3 | 0 | | 139 A | St. Mary's (CA) | 3 | 1 | | |
| | 106 A | Santa Clara | 3 | 0 | | 5 H | San Diego | 2 | 3 | | |
| | 65 H | Gonzaga | 2 | 3 | | 114 A | Pepperdine | 3 | 0 | | |

Non-Div. I Games:

Loyola Marymount

| Average RPI Win: 152 | | WON-LOST | WINNING | LAST 10 | STRENGTH OF | | OPP. STRENGTH | TEAM | ADJ | CONF. | ADJ CONF. |
|----------------------|----------|----------|-----------|----------------|-------------|-------|---------------|-------|-------------|----------------|-----------|
| Average RPI Loss: 85 | | RECORD | PCT. RANK | GAMES | SCHEDULE | | OF SCHEDULE | RPI | RPI | RPI | RPI |
| DIV. I ONLY | | 14-6 | .7 | 61 | 7-3 | | 64 | 96 | 54 | .59489 | 55 |
| DIV. I NON-CONF. | | 7-3 | .7 | 72 | 0-0 | | 130 | 131 | 82 | .56562 | 83 |
| TOTALS | | RPI 1-25 | RPI 26-50 | | W-L RECORDS | | RPI 51-100 | | RPI 101-150 | | RPI 150+ |
| 14-6 | 0-0 | 2-1 | | OVERALL | | 3-4 | | 1-0 | | 8-1 | |
| 5-4 | 0-0 | 0-1 | | HOME | | 0-3 | | 1-0 | | 4-0 | |
| 8-0 | 0-0 | 2-0 | | AWAY | | 2-0 | | 0-0 | | 4-0 | |
| 1-2 | 0-0 | 0-0 | | NEUTRAL | | 1-1 | | 0-0 | | 0-1 | |
| 7-3 | 0-0 | 0-1 | | NON-CONFERENCE | | 1-1 | | 1-0 | | 5-1 | |
| 4-1 | 0-0 | 0-1 | | HOME | | 0-0 | | 1-0 | | 3-0 | |
| 2-0 | 0-0 | 0-0 | | AWAY | | 0-0 | | 0-0 | | 2-0 | |
| 1-2 | 0-0 | 0-0 | | NEUTRAL | | 1-1 | | 0-0 | | 0-1 | |
| 7-3 | 0-0 | 2-0 | | CONFERENCE | | 2-3 | | 0-0 | | 3-0 | |
| 1-3 | 0-0 | 0-0 | | HOME | | 0-3 | | 0-0 | | 1-0 | |
| 6-0 | 0-0 | 2-0 | | AWAY | | 2-0 | | 0-0 | | 2-0 | |
| 0-0 | 0-0 | 0-0 | | NEUTRAL | | 0-0 | | 0-0 | | 0-0 | |
| RPI S | Opponent | Score | RPI S | Opponent | Score | RPI S | Opponent | Score | RPI S | Opponent | Score |
| | | | 41 H | Cleveland St. | 2 3 | 52 N | Alabama | 1 3 | 104 H | Northern Ariz. | 3 1 |
| | | | 44 A | SMU | 3 2 | 60 H | UCF | 2 3 | 160 A | East Carolina | 3 1 |
| | | | 47 A | Cincinnati | 3 0 | 62 N | Villanova | 3 0 | 171 N | Virginia Tech | 2 3 |
| | | | | | | 79 A | Tulsa | 3 0 | 178 A | Memphis | 3 2 |
| | | | | | | 88 H | South Fla. | 0 3 | 189 H | New Hampshire | 3 1 |
| | | | | | | 89 A | UConn | 3 2 | 195 H | Rutgers | 3 0 |
| | | | | | | 95 H | Tulane | 2 3 | 204 A | Penn | 3 0 |
| | | | | | | | | | 212 H | Houston | 3 1 |
| | | | | | | | | | 252 A | La Salle | 3 1 |
| | | | | | | | | | 308 H | Hampton | 3 0 |
| LAST 10 GAMES | | | | | | | | | | | |
| | | | 47 A | Cincinnati | 3 0 | 79 A | Tulsa | 3 0 | | | |
| | | | 160 A | East Carolina | 3 1 | 178 A | Memphis | 3 2 | | | |
| | | | 60 H | UCF | 2 3 | 89 A | UConn | 3 2 | | | |
| | | | 88 H | South Fla. | 0 3 | 212 H | Houston | 3 1 | | | |
| | | | 44 A | SMU | 3 2 | 95 H | Tulane | 2 3 | | | |

Non-Div. I Games:

Temple

| | | | | | | | | | | | | | | | |
|-------------------|--------------|-----------|-----------|----------------|--------------|---------------|------|-------------|------------------|-----------|----|-------|-------------------|-------|---|
| Average RPI Win: | 166 | WON-LOST | WINNING | LAST 10 | STRENGTH OF | OPP. STRENGTH | TEAM | ADJ | CONF. | ADJ CONF. | | | | | |
| Average RPI Loss: | 58 | RECORD | PCT. RANK | GAMES | SCHEDULE | OF SCHEDULE | RPI | RPI | RPI | RPI | | | | | |
| DIV. I ONLY | | 17- 8 | .68 | 81 | 7- 3 | 53 | 106 | 53 | .5946 | 56 | 12 | 12 | | | |
| DIV. I NON-CONF. | | 9- 5 | .64286 | 104 | 0- 0 | 41 | 94 | 53 | .60048 | 53 | 11 | 11 | | | |
| <hr/> | | | | | | | | | | | | | | | |
| TOTALS | RPI 1-25 | RPI 26-50 | | W-L RECORDS | | RPI 51-100 | | RPI 101-150 | | RPI 150+ | | | | | |
| 17- 8 | 0- 2 | 1- 2 | | OVERALL | | 3- 2 | | 2- 1 | | 11- 1 | | | | | |
| 8- 1 | 0- 0 | 0- 0 | | HOME | | 2- 0 | | 2- 1 | | 4- 0 | | | | | |
| 5- 5 | 0- 1 | 0- 2 | | AWAY | | 1- 1 | | 0- 0 | | 4- 1 | | | | | |
| 4- 2 | 0- 1 | 1- 0 | | NEUTRAL | | 0- 1 | | 0- 0 | | 3- 0 | | | | | |
| <hr/> | | | | | | | | | | | | | | | |
| 9- 5 | 0- 2 | 1- 1 | | NON-CONFERENCE | | 1- 1 | | 1- 1 | | 6- 0 | | | | | |
| 3- 1 | 0- 0 | 0- 0 | | HOME | | 1- 0 | | 1- 1 | | 1- 0 | | | | | |
| 2- 2 | 0- 1 | 0- 1 | | AWAY | | 0- 0 | | 0- 0 | | 2- 0 | | | | | |
| 4- 2 | 0- 1 | 1- 0 | | NEUTRAL | | 0- 1 | | 0- 0 | | 3- 0 | | | | | |
| <hr/> | | | | | | | | | | | | | | | |
| 8- 3 | 0- 0 | 0- 1 | | CONFERENCE | | 2- 1 | | 1- 0 | | 5- 1 | | | | | |
| 5- 0 | 0- 0 | 0- 0 | | HOME | | 1- 0 | | 1- 0 | | 3- 0 | | | | | |
| 3- 3 | 0- 0 | 0- 1 | | AWAY | | 1- 1 | | 0- 0 | | 2- 1 | | | | | |
| 0- 0 | 0- 0 | 0- 0 | | NEUTRAL | | 0- 0 | | 0- 0 | | 0- 0 | | | | | |
| <hr/> | | | | | | | | | | | | | | | |
| RPI S | Opponent | Score | | RPI S | Opponent | Score | | RPI S | Opponent | Score | | RPI S | Opponent | Score | |
| 14 N | Michigan St. | 0 | 3 | 32 A | Wichita St. | 0 | 3 | 51 A | Missouri St. | 3 | 2 | 104 H | Northern Ariz. | 1 | 3 |
| 21 A | Western Ky. | 1 | 3 | 33 A | Dayton | 0 | 3 | 53 A | UNI | 1 | 3 | 109 H | Illinois St. | 3 | 1 |
| | | | | 47 N | Cincinnati | 3 | 2 | 53 H | UNI | 3 | 2 | 147 H | Murray St. | 3 | 0 |
| | | | | | | | | 54 N | Loyola Marymount | 0 | 3 | 154 A | Loyola Chicago | 1 | 3 |
| | | | | | | | | 60 H | UCF | 3 | 2 | 167 A | IUPUI | 3 | 1 |
| | | | | | | | | | | | | 172 N | Duquesne | 3 | 0 |
| | | | | | | | | | | | | 191 H | Western Mich. | 3 | 0 |
| | | | | | | | | | | | | 196 A | Drake | 3 | 1 |
| | | | | | | | | | | | | 196 H | Drake | 3 | 1 |
| | | | | | | | | | | | | 207 N | Youngstown St. | 3 | 1 |
| | | | | | | | | | | | | 210 N | Central Mich. | 3 | 0 |
| | | | | | | | | | | | | 216 H | Indiana St. | 3 | 0 |
| | | | | | | | | | | | | 245 H | Evansville | 3 | 0 |
| | | | | | | | | | | | | 261 A | Bradley | 3 | 0 |
| | | | | | | | | | | | | 299 A | Southeast Mo. St. | 3 | 0 |
| <hr/> | | | | | | | | | | | | | | | |
| | | | | LAST 10 GAMES | | | | | | | | | | | |
| | | | | 53 A | UNI | 1 | 3 | 216 H | Indiana St. | 3 | 0 | | | | |
| | | | | 196 A | Drake | 3 | 1 | 154 A | Loyola Chicago | 1 | 3 | | | | |
| | | | | 245 H | Evansville | 3 | 0 | 261 A | Bradley | 3 | 0 | | | | |
| | | | | 32 A | Wichita St. | 0 | 3 | 51 A | Missouri St. | 3 | 2 | | | | |
| | | | | 109 H | Illinois St. | 3 | 1 | 196 H | Drake | 3 | 1 | | | | |

Non-Div. I Games:

Southern Ill.

| Average RPI Win: 140 | | WON-LOST RECORD | WINNING PCT. RANK | | LAST 10 GAMES | STRENGTH OF SCHEDULE | OPP. STRENGTH OF SCHEDULE | TEAM RPI | ADJ RPI | CONF. RPI | ADJ CONF. RPI | | | | | | |
|----------------------|---|--------------------|----------------------|-----------|------------------|-------------------------|------------------------------|--------------------|------------|--------------|------------------|----------|---|---------------|--|-------|--|
| Average RPI Loss: 31 | | | | | | | | | | | | | | | | | |
| DIV. I ONLY | | 15- 7 | .68182 | 72 | 5- 5 | 91 | 23 | 56 | .59347 | 57 | 1 | 1 | | | | | |
| DIV. I NON-CONF. | | 10- 2 | .83333 | 27 | 0- 0 | 186 | 103 | 60 | .58011 | 61 | 1 | 1 | | | | | |
| <hr/> | | | | | | | | | | | | | | | | | |
| TOTALS | | RPI 1-25 | | RPI 26-50 | | W-L RECORDS | | RPI 51-100 | | RPI 101-150 | | RPI 150+ | | | | | |
| 15- 7 | | 1- 5 | | 0- 1 | | OVERALL | | 6- 0 | | 2- 1 | | 6- 0 | | | | | |
| 8- 3 | | 1- 2 | | 0- 0 | | HOME | | 3- 0 | | 2- 1 | | 2- 0 | | | | | |
| 3- 4 | | 0- 3 | | 0- 1 | | AWAY | | 2- 0 | | 0- 0 | | 1- 0 | | | | | |
| 4- 0 | | 0- 0 | | 0- 0 | | NEUTRAL | | 1- 0 | | 0- 0 | | 3- 0 | | | | | |
| 10- 2 | | 0- 0 | | 0- 1 | | NON-CONFERENCE | | 3- 0 | | 2- 1 | | 5- 0 | | | | | |
| 5- 1 | | 0- 0 | | 0- 0 | | HOME | | 1- 0 | | 2- 1 | | 2- 0 | | | | | |
| 1- 1 | | 0- 0 | | 0- 1 | | AWAY | | 1- 0 | | 0- 0 | | 0- 0 | | | | | |
| 4- 0 | | 0- 0 | | 0- 0 | | NEUTRAL | | 1- 0 | | 0- 0 | | 3- 0 | | | | | |
| 5- 5 | | 1- 5 | | 0- 0 | | CONFERENCE | | 3- 0 | | 0- 0 | | 1- 0 | | | | | |
| 3- 2 | | 1- 2 | | 0- 0 | | HOME | | 2- 0 | | 0- 0 | | 0- 0 | | | | | |
| 2- 3 | | 0- 3 | | 0- 0 | | AWAY | | 1- 0 | | 0- 0 | | 1- 0 | | | | | |
| 0- 0 | | 0- 0 | | 0- 0 | | NEUTRAL | | 0- 0 | | 0- 0 | | 0- 0 | | | | | |
| RPI | S | Opponent | | Score | | RPI | S | Opponent | | Score | | RPI | S | Opponent | | Score | |
| 2 | H | Wisconsin | | 0 3 | | 49 | A | Iowa St. | | 0 3 | | 58 | H | Indiana | | 3 0 | |
| 4 | H | Minnesota | | 2 3 | | | | | | | | 69 | A | Northern Ill. | | 3 0 | |
| 6 | A | Michigan | | 1 3 | | | | | | | | 75 | N | DePaul | | 3 0 | |
| 14 | A | Michigan St. | | 0 3 | | | | | | | | 84 | H | South Dakota | | 3 0 | |
| 18 | H | Purdue | | 3 2 | | | | | | | | 97 | A | Maryland | | 3 0 | |
| 24 | A | Ohio St. | | 0 3 | | | | | | | | 97 | H | Maryland | | 3 0 | |
| <hr/> | | | | | | | | | | | | | | | | | |
| LAST 10 GAMES | | | | | | | | | | | | | | | | | |
| | | 2 H Wisconsin | | 0 3 | | | | 18 H Purdue | | 3 2 | | | | | | | |
| | | 4 H Minnesota | | 2 3 | | | | 153 A Northwestern | | 3 0 | | | | | | | |
| | | 24 A Ohio St. | | 0 3 | | | | 97 H Maryland | | 3 0 | | | | | | | |
| | | 97 A Maryland | | 3 0 | | | | 6 A Michigan | | 1 3 | | | | | | | |
| | | 58 H Indiana | | 3 0 | | | | 14 A Michigan St. | | 0 3 | | | | | | | |

Non-Div. I Games:

Iowa

| Average RPI Win: | 162 | WON-LOST RECORD | WINNING PCT. RANK | LAST 10 GAMES | STRENGTH OF SCHEDULE | OPP. STRENGTH OF SCHEDULE | TEAM RPI | ADJ RPI | CONF. RPI | ADJ CONF. RPI | | |
|--------------------|-----------|-----------------|-------------------|----------------|----------------------|---------------------------|--------------|--------------------|-----------|---------------|-------|---|
| DIV. I ONLY | | 14- 9 | .6087 | 113 | 3- 7 | 40 | 48 | 55 | .59317 | 58 | 1 | 1 |
| DIV. I NON-CONF. | | 11- 2 | .84615 | 23 | 0- 0 | 65 | 145 | 35 | .63164 | 35 | 1 | 1 |
| <hr/> | | | | | | | | | | | | |
| TOTALS | RPI 1-25 | RPI 26-50 | | W-L RECORDS | | RPI 51-100 | | RPI 101-150 | | RPI 150+ | | |
| 14- 9 | 0- 5 | 1- 1 | | OVERALL | | 2- 3 | | 1- 0 | | 10- 0 | | |
| 7- 4 | 0- 3 | 1- 0 | | HOME | | 1- 1 | | 1- 0 | | 4- 0 | | |
| 2- 5 | 0- 2 | 0- 1 | | AWAY | | 0- 2 | | 0- 0 | | 2- 0 | | |
| 5- 0 | 0- 0 | 0- 0 | | NEUTRAL | | 1- 0 | | 0- 0 | | 4- 0 | | |
| <hr/> | | | | | | | | | | | | |
| 11- 2 | 0- 0 | 1- 0 | | NON-CONFERENCE | | 2- 2 | | 1- 0 | | 7- 0 | | |
| 5- 1 | 0- 0 | 1- 0 | | HOME | | 1- 1 | | 1- 0 | | 2- 0 | | |
| 1- 1 | 0- 0 | 0- 0 | | AWAY | | 0- 1 | | 0- 0 | | 1- 0 | | |
| 5- 0 | 0- 0 | 0- 0 | | NEUTRAL | | 1- 0 | | 0- 0 | | 4- 0 | | |
| <hr/> | | | | | | | | | | | | |
| 3- 7 | 0- 5 | 0- 1 | | CONFERENCE | | 0- 1 | | 0- 0 | | 3- 0 | | |
| 2- 3 | 0- 3 | 0- 0 | | HOME | | 0- 0 | | 0- 0 | | 2- 0 | | |
| 1- 4 | 0- 2 | 0- 1 | | AWAY | | 0- 1 | | 0- 0 | | 1- 0 | | |
| 0- 0 | 0- 0 | 0- 0 | | NEUTRAL | | 0- 0 | | 0- 0 | | 0- 0 | | |
| <hr/> | | | | | | | | | | | | |
| RPI S | Opponent | Score | RPI S | Opponent | Score | RPI S | Opponent | Score | RPI S | Opponent | Score | |
| 1 A | Nebraska | 0 3 | 41 H | Cleveland St. | 3 0 | 57 A | Iowa | 0 3 | 128 H | Northern Ky. | 3 0 | |
| 2 H | Wisconsin | 0 3 | 48 A | Illinois | 0 3 | 63 A | FGCU | 2 3 | 153 A | Northwestern | 3 0 | |
| 4 H | Minnesota | 0 3 | | | | 77 H | Arkansas St. | 1 3 | 153 H | Northwestern | 3 1 | |
| 18 A | Purdue | 0 3 | | | | 82 N | Princeton | 3 0 | 167 H | IUPUI | 3 0 | |
| 22 H | Penn St. | 0 3 | | | | 99 H | Marshall | 3 1 | 173 N | South Ala. | 3 0 | |
| | | | | | | | | | 175 N | Columbia | 3 0 | |
| | | | | | | | | | 179 N | Campbell | 3 2 | |
| | | | | | | | | | 195 H | Rutgers | 3 1 | |
| | | | | | | | | | 229 N | Marist | 3 0 | |
| | | | | | | | | | 245 H | Evansville | 3 0 | |
| | | | | | | | | | 251 A | San Francisco | 3 1 | |
| <hr/> | | | | | | | | | | | | |
| LAST 10 GAMES | | | | | | | | | | | | |
| 153 A Northwestern | | | | | | 3 | 0 | 1 A Nebraska | 0 | 3 | | |
| 48 A Illinois | | | | | | 0 | 3 | 2 H Wisconsin | 0 | 3 | | |
| 22 H Penn St. | | | | | | 0 | 3 | 4 H Minnesota | 0 | 3 | | |
| 195 H Rutgers | | | | | | 3 | 1 | 18 A Purdue | 0 | 3 | | |
| 57 A Iowa | | | | | | 0 | 3 | 153 H Northwestern | 3 | 1 | | |

| Average RPI Win: | | 160 | WON-LOST RECORD | | WINNING PCT. RANK | | LAST 10 GAMES | | STRENGTH OF SCHEDULE | | OPP. STRENGTH OF SCHEDULE | | TEAM RPI | | ADJ RPI | | CONF. RPI | | ADJ CONF. RPI | | | |
|-------------------|---|-------------|-----------------|-----------|-------------------|----------------|---------------|-------------|----------------------|-------------|---------------------------|----------|----------|-----------|-----------|-------|-----------|-----|---------------|------------------|---|---|
| Average RPI Loss: | | 76 | | | | | | | | | | | | | | | | | | | | |
| DIV. I ONLY | | | 15- 5 | | .75 42 | | 8- 2 | | 124 | | 77 | | 61 | | .59034 59 | | 14 | | 14 | | | |
| DIV. I NON-CONF. | | | 9- 3 | | .75 50 | | 2- 0 | | 114 | | 36 | | 54 | | .59858 54 | | 17 | | 17 | | | |
| TOTALS | | RPI 1-25 | | RPI 26-50 | | W-L RECORDS | | RPI 51-100 | | RPI 101-150 | | RPI 150+ | | | | | | | | | | |
| 15- 5 | | 0- 2 | | 2- 0 | | OVERALL | | 3- 1 | | 3- 1 | | 7- 1 | | | | | | | | | | |
| 7- 1 | | 0- 1 | | 1- 0 | | HOME | | 2- 0 | | 2- 0 | | 2- 0 | | | | | | | | | | |
| 4- 2 | | 0- 1 | | 1- 0 | | AWAY | | 1- 1 | | 0- 0 | | 2- 0 | | | | | | | | | | |
| 4- 2 | | 0- 0 | | 0- 0 | | NEUTRAL | | 0- 0 | | 1- 1 | | 3- 1 | | | | | | | | | | |
| 9- 3 | | 0- 1 | | 2- 0 | | NON-CONFERENCE | | 2- 0 | | 2- 1 | | 3- 1 | | | | | | | | | | |
| 3- 0 | | 0- 0 | | 1- 0 | | HOME | | 1- 0 | | 1- 0 | | 0- 0 | | | | | | | | | | |
| 2- 1 | | 0- 1 | | 1- 0 | | AWAY | | 1- 0 | | 0- 0 | | 0- 0 | | | | | | | | | | |
| 4- 2 | | 0- 0 | | 0- 0 | | NEUTRAL | | 0- 0 | | 1- 1 | | 3- 1 | | | | | | | | | | |
| 6- 2 | | 0- 1 | | 0- 0 | | CONFERENCE | | 1- 1 | | 1- 0 | | 4- 0 | | | | | | | | | | |
| 4- 1 | | 0- 1 | | 0- 0 | | HOME | | 1- 0 | | 1- 0 | | 2- 0 | | | | | | | | | | |
| 2- 1 | | 0- 0 | | 0- 0 | | AWAY | | 0- 1 | | 0- 0 | | 2- 0 | | | | | | | | | | |
| 0- 0 | | 0- 0 | | 0- 0 | | NEUTRAL | | 0- 0 | | 0- 0 | | 0- 0 | | | | | | | | | | |
| RPI | S | Opponent | | Score | | RPI | S | Opponent | | Score | | RPI | S | Opponent | | Score | | | | | | |
| 3 | A | Texas | | 0 | 3 | 32 | H | Wichita St. | | 3 | 2 | 72 | H | Texas St. | | 3 | 1 | 101 | N | Miami (FL) | 2 | 3 |
| 21 | H | Western Ky. | | 1 | 3 | 44 | A | SMU | | 3 | 1 | 85 | H | Rice | | 3 | 0 | 117 | H | Southern Miss. | 3 | 0 |
| | | | | | | | | | | | | 93 | A | Oklahoma | | 3 | 2 | 119 | H | Texas Tech | 3 | 0 |
| | | | | | | | | | | | | 99 | A | Marshall | | 2 | 3 | 137 | N | Ohio | 3 | 1 |
| | | | | | | | | | | | | | | | | | | 158 | N | Army West Point | 0 | 3 |
| | | | | | | | | | | | | | | | | | | 184 | H | North Texas | 3 | 2 |
| | | | | | | | | | | | | | | | | | | 227 | N | Little Rock | 3 | 0 |
| | | | | | | | | | | | | | | | | | | 246 | A | UTEP | 3 | 2 |
| | | | | | | | | | | | | | | | | | | 246 | H | UTEP | 3 | 2 |
| | | | | | | | | | | | | | | | | | | 260 | A | Middle Tenn. | 3 | 1 |
| | | | | | | | | | | | | | | | | | | 265 | N | Lamar University | 3 | 0 |
| | | | | | | | | | | | | | | | | | | 269 | N | Montana | 3 | 0 |
| | | | | | | | | | | | | | | | | | | | | | | |
| | | | | | | | | | | | | | | | | | | | | | | |
| | | | | | | | | | | | | | | | | | | | | | | |
| | | | | | | | | | | | | | | | | | | | | | | |
| | | | | | | | | | | | | | | | | | | | | | | |
| | | | | | | | | | | | | | | | | | | | | | | |
| | | | | | | | | | | | | | | | | | | | | | | |
| | | | | | | | | | | | | | | | | | | | | | | |
| | | | | | | | | | | | | | | | | | | | | | | |
| | | | | | | | | | | | | | | | | | | | | | | |
| | | | | | | | | | | | | | | | | | | | | | | |
| | | | | | | | | | | | | | | | | | | | | | | |
| | | | | | | | | | | | | | | | | | | | | | | |
| | | | | | | | | | | | | | | | | | | | | | | |
| | | | | | | | | | | | | | | | | | | | | | | |
| | | | | | | | | | | | | | | | | | | | | | | |
| | | | | | | | | | | | | | | | | | | | | | | |
| | | | | | | | | | | | | | | | | | | | | | | |
| | | | | | | | | | | | | | | | | | | | | | | |
| | | | | | | | | | | | | | | | | | | | | | | |
| | | | | | | | | | | | | | | | | | | | | | | |
| | | | | | | | | | | | | | | | | | | | | | | |
| | | | | | | | | | | | | | | | | | | | | | | |
| | | | | | | | | | | | | | | | | | | | | | | |
| | | | | | | | | | | | | | | | | | | | | | | |
| | | | | | | | | | | | | | | | | | | | | | | |
| | | | | | | | | | | | | | | | | | | | | | | |
| | | | | | | | | | | | | | | | | | | | | | | |
| | | | | | | | | | | | | | | | | | | | | | | |
| | | | | | | | | | | | | | | | | | | | | | | |
| | | | | | | | | | | | | | | | | | | | | | | |
| | | | | | | | | | | | | | | | | | | | | | | |

| Average RPI Win: 170 | | WON-LOST | WINNING | LAST 10 | STRENGTH OF | | OPP. STRENGTH | TEAM | ADJ | CONF. | ADJ CONF. |
|----------------------|-------------|----------|-----------|----------------|-------------|-------|----------------|-------|-------------|----------|-----------|
| Average RPI Loss: 66 | | RECORD | PCT. RANK | GAMES | SCHEDULE | | OF SCHEDULE | RPI | RPI | RPI | RPI |
| DIV. I ONLY | | 17- 6 | .73913 | 45 | 7- 3 | | 97 | 110 | 57 | .58983 | 60 |
| DIV. I NON-CONF. | | 10- 3 | .76923 | 45 | 0- 0 | | 157 | 158 | 76 | .56858 | 77 |
| TOTALS | | RPI 1-25 | RPI 26-50 | | W-L RECORDS | | RPI 51-100 | | RPI 101-150 | | RPI 150+ |
| 17- 6 | 0- 0 | 0- 3 | | OVERALL | | 4- 2 | | 2- 1 | | 11- 0 | |
| 11- 4 | 0- 0 | 0- 2 | | HOME | | 2- 1 | | 1- 1 | | 8- 0 | |
| 3- 2 | 0- 0 | 0- 1 | | AWAY | | 2- 1 | | 0- 0 | | 1- 0 | |
| 3- 0 | 0- 0 | 0- 0 | | NEUTRAL | | 0- 0 | | 1- 0 | | 2- 0 | |
| 10- 3 | 0- 0 | 0- 1 | | NON-CONFERENCE | | 0- 1 | | 2- 1 | | 8- 0 | |
| 8- 2 | 0- 0 | 0- 1 | | HOME | | 0- 0 | | 1- 1 | | 7- 0 | |
| 0- 1 | 0- 0 | 0- 0 | | AWAY | | 0- 1 | | 0- 0 | | 0- 0 | |
| 2- 0 | 0- 0 | 0- 0 | | NEUTRAL | | 0- 0 | | 1- 0 | | 1- 0 | |
| 7- 3 | 0- 0 | 0- 2 | | CONFERENCE | | 4- 1 | | 0- 0 | | 3- 0 | |
| 3- 2 | 0- 0 | 0- 1 | | HOME | | 2- 1 | | 0- 0 | | 1- 0 | |
| 3- 1 | 0- 0 | 0- 1 | | AWAY | | 2- 0 | | 0- 0 | | 1- 0 | |
| 1- 0 | 0- 0 | 0- 0 | | NEUTRAL | | 0- 0 | | 0- 0 | | 1- 0 | |
| RPI S | Opponent | Score | RPI S | Opponent | Score | RPI S | Opponent | Score | RPI S | Opponent | Score |
| 27 H | Florida St. | 0 3 | 55 A | Temple | 3 2 | 104 N | Northern Ariz. | 3 1 | | | |
| 44 H | SMU | 0 3 | 56 A | Southern Ill. | 2 3 | 129 H | LSU | 2 3 | | | |
| 47 A | Cincinnati | 1 3 | 79 H | Tulsa | 3 0 | 143 H | Seattle | 3 0 | | | |
| | | | 88 H | South Fla. | 3 0 | 160 A | East Carolina | 3 1 | | | |
| | | | 89 A | UConn | 3 0 | 163 H | Fla. Atlantic | 3 1 | | | |
| | | | 95 H | Tulane | 0 3 | 178 H | Memphis | 3 0 | | | |
| | | | | | | 185 H | Kent St. | 3 1 | | | |
| | | | | | | 191 N | Western Mich. | 3 0 | | | |
| | | | | | | 210 H | Central Mich. | 3 2 | | | |
| | | | | | | 212 N | Houston | 3 0 | | | |
| | | | | | | 240 H | Stony Brook | 3 0 | | | |
| | | | | | | 255 H | Central Ark. | 3 1 | | | |
| | | | | | | 256 H | UNC Asheville | 3 0 | | | |
| | | | | | | 285 H | Stetson | 3 0 | | | |
| LAST 10 GAMES | | | | | | | | | | | |
| 44 H | SMU | 0 3 | 212 N | Houston | 3 0 | | | | | | |
| 79 H | Tulsa | 3 0 | 47 A | Cincinnati | 1 3 | | | | | | |
| 55 A | Temple | 3 2 | 160 A | East Carolina | 3 1 | | | | | | |
| 89 A | UConn | 3 0 | 178 H | Memphis | 3 0 | | | | | | |
| 95 H | Tulane | 0 3 | 88 H | South Fla. | 3 0 | | | | | | |

Non-Div. I Games:

UCF

| Average RPI Win: 124 | | WON-LOST | WINNING | LAST 10 | STRENGTH OF | | OPP. STRENGTH | TEAM | ADJ | CONF. | ADJ CONF. |
|----------------------|-----------|----------|---------------|-----------------|----------------|-------|------------------|-------|-------------|-----------------|-----------|
| Average RPI Loss: 40 | | RECORD | PCT. RANK | GAMES | SCHEDULE | | OF SCHEDULE | RPI | RPI | RPI | RPI |
| DIV. I ONLY | | 13- 9 | .59091 | 120 | 7- 3 | | 39 | 42 | 59 | .58937 | 61 |
| DIV. I NON-CONF. | | 6- 6 | .5 | 166 | 0- 0 | | 39 | 22 | 70 | .57404 | 71 |
| TOTALS | | RPI 1-25 | RPI 26-50 | | W-L RECORDS | | RPI 51-100 | | RPI 101-150 | | RPI 150+ |
| 13- 9 | | 0- 4 | 0- 2 | | OVERALL | | 3- 2 | | 8- 1 | | 2- 0 |
| 10- 3 | | 0- 1 | 0- 0 | | HOME | | 2- 1 | | 7- 1 | | 1- 0 |
| 2- 3 | | 0- 2 | 0- 1 | | AWAY | | 1- 0 | | 1- 0 | | 0- 0 |
| 1- 3 | | 0- 1 | 0- 1 | | NEUTRAL | | 0- 1 | | 0- 0 | | 1- 0 |
| 6- 6 | | 0- 2 | 0- 2 | | NON-CONFERENCE | | 1- 2 | | 4- 0 | | 1- 0 |
| 4- 2 | | 0- 1 | 0- 0 | | HOME | | 0- 1 | | 4- 0 | | 0- 0 |
| 1- 1 | | 0- 0 | 0- 1 | | AWAY | | 1- 0 | | 0- 0 | | 0- 0 |
| 1- 3 | | 0- 1 | 0- 1 | | NEUTRAL | | 0- 1 | | 0- 0 | | 1- 0 |
| 7- 3 | | 0- 2 | 0- 0 | | CONFERENCE | | 2- 0 | | 4- 1 | | 1- 0 |
| 6- 1 | | 0- 0 | 0- 0 | | HOME | | 2- 0 | | 3- 1 | | 1- 0 |
| 1- 2 | | 0- 2 | 0- 0 | | AWAY | | 0- 0 | | 1- 0 | | 0- 0 |
| 0- 0 | | 0- 0 | 0- 0 | | NEUTRAL | | 0- 0 | | 0- 0 | | 0- 0 |
| RPI S | Opponent | Score | RPI S | Opponent | Score | RPI S | Opponent | Score | RPI S | Opponent | Score |
| 5 A | San Diego | 2 | 34 A | Hawaii | 0 | 51 N | Missouri St. | 0 | 105 H | Oregon St. | 3 2 |
| 10 N | UCLA | 1 | 43 N | Georgia Tech | 1 | 54 H | Loyola Marymount | 3 2 | 106 A | Santa Clara | 3 2 |
| 11 A | BYU | 0 | | | | 65 H | Gonzaga | 3 0 | 106 H | Santa Clara | 3 0 |
| 12 H | Stanford | 0 | | | | 84 H | South Dakota | 1 | 114 H | Pepperdine | 0 |
| | | | | | | 92 A | Auburn | 3 0 | 115 H | Portland | 3 1 |
| | | | | | | | | | 120 H | West Virginia | 3 1 |
| | | | | | | | | | 122 H | Northern Colo. | 3 2 |
| | | | | | | | | | 132 H | California | 3 0 |
| | | | | | | | | | 139 H | St. Mary's (CA) | 3 0 |
| | | | | | | | | | 200 N | Furman | 3 1 |
| | | | | | | | | | 251 H | San Francisco | 3 0 |
| | | | LAST 10 GAMES | | | | | | | | |
| | | | 251 H | San Francisco | 3 0 | 54 H | Loyola Marymount | 3 2 | | | |
| | | | 106 H | Santa Clara | 3 0 | 114 H | Pepperdine | 0 | | | |
| | | | 139 H | St. Mary's (CA) | 3 0 | 106 A | Santa Clara | 3 2 | | | |
| | | | 11 A | BYU | 0 | 65 H | Gonzaga | 3 0 | | | |
| | | | 5 A | San Diego | 2 | 115 H | Portland | 3 1 | | | |

Non-Div. I Games:

Pacific

| | | | | | | | | | | | |
|-------------------|-------------|-----------|-----------|----------------|-------------|---------------|-------------|--------|---------------|-----------|---|
| Average RPI Win: | 162 | WON-LOST | WINNING | LAST 10 | STRENGTH OF | OPP. STRENGTH | TEAM | ADJ | CONF. | ADJ CONF. | |
| Average RPI Loss: | 83 | RECORD | PCT. RANK | GAMES | SCHEDULE | OF SCHEDULE | RPI | RPI | RPI | RPI | |
| DIV. I ONLY | 15- 8 | .65217 | 89 | 6- 4 | 56 | 104 | 63 | .58663 | 62 | 9 | 9 |
| DIV. I NON-CONF. | 9- 4 | .69231 | 75 | 0- 0 | 28 | 134 | 39 | .6172 | 41 | 7 | 7 |
| <hr/> | | | | | | | | | | | |
| TOTALS | RPI 1-25 | RPI 26-50 | | W-L RECORDS | RPI 51-100 | | RPI 101-150 | | RPI 150+ | | |
| 15- 8 | 0- 3 | 1- 0 | | OVERALL | 3- 2 | | 1- 2 | | 10- 1 | | |
| 4- 2 | 0- 1 | 0- 0 | | HOME | 0- 0 | | 0- 0 | | 4- 1 | | |
| 7- 4 | 0- 1 | 1- 0 | | AWAY | 1- 1 | | 1- 2 | | 4- 0 | | |
| 4- 2 | 0- 1 | 0- 0 | | NEUTRAL | 2- 1 | | 0- 0 | | 2- 0 | | |
| <hr/> | | | | | | | | | | | |
| 9- 4 | 0- 2 | 0- 0 | | NON-CONFERENCE | 2- 1 | | 1- 1 | | 6- 0 | | |
| 1- 0 | 0- 0 | 0- 0 | | HOME | 0- 0 | | 0- 0 | | 1- 0 | | |
| 4- 2 | 0- 1 | 0- 0 | | AWAY | 0- 0 | | 1- 1 | | 3- 0 | | |
| 4- 2 | 0- 1 | 0- 0 | | NEUTRAL | 2- 1 | | 0- 0 | | 2- 0 | | |
| <hr/> | | | | | | | | | | | |
| 6- 4 | 0- 1 | 1- 0 | | CONFERENCE | 1- 1 | | 0- 1 | | 4- 1 | | |
| 3- 2 | 0- 1 | 0- 0 | | HOME | 0- 0 | | 0- 0 | | 3- 1 | | |
| 3- 2 | 0- 0 | 1- 0 | | AWAY | 1- 1 | | 0- 1 | | 1- 0 | | |
| 0- 0 | 0- 0 | 0- 0 | | NEUTRAL | 0- 0 | | 0- 0 | | 0- 0 | | |
| <hr/> | | | | | | | | | | | |
| RPI S | Opponent | Score | | RPI S | Opponent | Score | | RPI S | Opponent | Score | |
| 7 A | Washington | 0 | 3 | 35 A | Marquette | 3 | 1 | 55 N | Temple | 0 | 3 |
| 19 H | Creighton | 1 | 3 | | | | | 63 N | FGCU | 3 | 0 |
| 21 N | Western Ky. | 0 | 3 | | | | | 75 A | DePaul | 1 | 3 |
| | | | | | | | | 78 N | James Madison | 3 | 0 |
| | | | | | | | | 90 A | Xavier | 3 | 1 |
| | | | | | | | | | | | |
| | | | | | | | | | | | |
| | | | | | | | | | | | |
| | | | | | | | | | | | |
| | | | | | | | | | | | |
| | | | | | | | | | | | |
| | | | | | | | | | | | |
| | | | | | | | | | | | |
| | | | | | | | | | | | |
| | | | | | | | | | | | |
| | | | | | | | | | | | |
| | | | | | | | | | | | |
| | | | | | | | | | | | |
| | | | | | | | | | | | |
| | | | | | | | | | | | |
| | | | | | | | | | | | |
| | | | | | | | | | | | |
| | | | | | | | | | | | |
| | | | | | | | | | | | |
| | | | | | | | | | | | |
| | | | | | | | | | | | |
| | | | | | | | | | | | |
| | | | | | | | | | | | |
| | | | | | | | | | | | |
| | | | | | | | | | | | |
| | | | | | | | | | | | |
| | | | | | | | | | | | |
| | | | | | | | | | | | |
| | | | | | | | | | | | |
| | | | | | | | | | | | |
| | | | | | | | | | | | |
| | | | | | | | | | | | |
| | | | | | | | | | | | |
| | | | | | | | | | | | |
| | | | | | | | | | | | |
| | | | | | | | | | | | |
| | | | | | | | | | | | |
| | | | | | | | | | | | |
| | | | | | | | | | | | |
| | | | | | | | | | | | |
| | | | | | | | | | | | |
| | | | | | | | | | | | |
| | | | | | | | | | | | |
| | | | | | | | | | | | |
| | | | | | | | | | | | |
| | | | | | | | | | | | |
| | | | | | | | | | | | |
| | | | | | | | | | | | |
| | | | | | | | | | | | |
| | | | | | | | | | | | |
| | | | | | | | | | | | |
| | | | | | | | | | | | |
| | | | | | | | | | | | |
| | | | | | | | | | | | |
| | | | | | | | | | | | |
| | | | | | | | | | | | |
| | | | | | | | | | | | |
| | | | | | | | | | | | |
| | | | | | | | | | | | |
| | | | | | | | | | | | |
| | | | | | | | | | | | |
| | | | | | | | | | | | |
| | | | | | | | | | | | |
| | | | | | | | | | | | |
| | | | | | | | | | | | |
| | | | | | | | | | | | |
| | | | | | | | | | | | |
| | | | | | | | | | | | |
| | | | | | | | | | | | |
| | | | | | | | | | | | |
| | | | | | | | | | | | |
| | | | | | | | | | | | |
| | | | | | | | | | | | |
| | | | | | | | | | | | |

Non-Div. I Games:

Villanova

| Average RPI Win: 196 | | WON-LOST | WINNING | LAST 10 | STRENGTH OF | | OPP. STRENGTH | TEAM | ADJ | CONF. | ADJ CONF. |
|----------------------|-------------|----------|-----------|----------------|---------------|-------|---------------|-------|-------------------|--------|-----------|
| Average RPI Loss: 65 | | RECORD | PCT. RANK | GAMES | SCHEDULE | | OF SCHEDULE | RPI | RPI | RPI | RPI |
| DIV. I ONLY | | 20- 3 | .86957 | 10 | 9- 1 | | 190 | 144 | 62 | .58557 | 63 |
| DIV. I NON-CONF. | | 13- 2 | .86667 | 19 | 2- 0 | | 137 | 122 | 51 | .60303 | 51 |
| TOTALS | | RPI 1-25 | RPI 26-50 | | W-L RECORDS | | RPI 51-100 | | RPI 101-150 | | RPI 150+ |
| 20- 3 | 0- 1 | 0- 0 | | OVERALL | | 3- 1 | | 4- 1 | | 13- 0 | |
| 12- 0 | 0- 0 | 0- 0 | | HOME | | 1- 0 | | 2- 0 | | 9- 0 | |
| 5- 1 | 0- 0 | 0- 0 | | AWAY | | 1- 0 | | 1- 1 | | 3- 0 | |
| 3- 2 | 0- 1 | 0- 0 | | NEUTRAL | | 1- 1 | | 1- 0 | | 1- 0 | |
| 13- 2 | 0- 1 | 0- 0 | | NON-CONFERENCE | | 2- 1 | | 3- 0 | | 8- 0 | |
| 7- 0 | 0- 0 | 0- 0 | | HOME | | 1- 0 | | 1- 0 | | 5- 0 | |
| 3- 0 | 0- 0 | 0- 0 | | AWAY | | 0- 0 | | 1- 0 | | 2- 0 | |
| 3- 2 | 0- 1 | 0- 0 | | NEUTRAL | | 1- 1 | | 1- 0 | | 1- 0 | |
| 7- 1 | 0- 0 | 0- 0 | | CONFERENCE | | 1- 0 | | 1- 1 | | 5- 0 | |
| 5- 0 | 0- 0 | 0- 0 | | HOME | | 0- 0 | | 1- 0 | | 4- 0 | |
| 2- 1 | 0- 0 | 0- 0 | | AWAY | | 1- 0 | | 0- 1 | | 1- 0 | |
| 0- 0 | 0- 0 | 0- 0 | | NEUTRAL | | 0- 0 | | 0- 0 | | 0- 0 | |
| RPI S | Opponent | Score | | RPI S | Opponent | Score | | RPI S | Opponent | Score | |
| 21 N | Western Ky. | 1 | 3 | | | | | 58 H | Indiana | 3 | 2 |
| | | | | | | | | 62 N | Villanova | 0 | 3 |
| | | | | | | | | 74 A | Lipscomb | 3 | 0 |
| | | | | | | | | 95 N | Tulane | 3 | 0 |
| | | | | | | | | 111 A | Kennesaw St. | 1 | 3 |
| | | | | | | | | 123 N | UTRGV | 3 | 0 |
| | | | | | | | | 134 H | North Florida | 3 | 0 |
| | | | | | | | | 137 A | Ohio | 3 | 0 |
| | | | | | | | | 142 H | Delaware | 3 | 0 |
| | | | | | | | | 159 H | VCU | 3 | 0 |
| | | | | | | | | 163 A | Fla. Atlantic | 3 | 2 |
| | | | | | | | | 173 H | South Ala. | 3 | 1 |
| | | | | | | | | 223 H | FIU | 3 | 1 |
| | | | | | | | | 229 H | Marist | 3 | 0 |
| | | | | | | | | 234 H | Jacksonville | 3 | 0 |
| | | | | | | | | 236 H | USC Upstate | 3 | 0 |
| | | | | | | | | 258 N | Abilene Christian | 3 | 1 |
| | | | | | | | | 285 A | Stetson | 3 | 0 |
| | | | | | | | | 285 H | Stetson | 3 | 0 |
| | | | | | | | | 290 A | Bethune-Cookman | 3 | 0 |
| | | | | | | | | 313 H | NJIT | 3 | 0 |
| | | | | | | | | 318 H | New Orleans | 3 | 0 |
| LAST 10 GAMES | | | | | | | | | | | |
| | | | | 285 A | Stetson | 3 | 0 | 236 H | USC Upstate | 3 | 0 |
| | | | | 134 H | North Florida | 3 | 0 | 313 H | NJIT | 3 | 0 |
| | | | | 234 H | Jacksonville | 3 | 0 | 290 A | Bethune-Cookman | 3 | 0 |
| | | | | 74 A | Lipscomb | 3 | 0 | 285 H | Stetson | 3 | 0 |
| | | | | 111 A | Kennesaw St. | 1 | 3 | 223 H | FIU | 3 | 1 |

Non-Div. I Games:

FGCU

| | | | | | | | | | | |
|------------------|-------------|-----------------|-------------------|----------------|----------------------|---------------------------|-------------|-----------|------------------|---------------|
| Average RPI Win: | 151 | WON-LOST RECORD | WINNING PCT. RANK | LAST 10 GAMES | STRENGTH OF SCHEDULE | OPP. STRENGTH OF SCHEDULE | TEAM RPI | ADJ RPI | CONF. RPI | ADJ CONF. RPI |
| DIV. I ONLY | | 13- 7 | .65 90 | 7- 3 | 79 | 45 | 64 | .58464 64 | 11 | 11 |
| DIV. I NON-CONF. | | 7- 4 | .63636 109 | 1- 0 | 33 | 23 | 42 | .61541 43 | 9 | 9 |
| <hr/> | | | | | | | | | | |
| TOTALS | RPI 1-25 | RPI 26-50 | | W-L RECORDS | RPI 51-100 | | RPI 101-150 | | RPI 150+ | |
| 13- 7 | 1- 3 | 0- 3 | | OVERALL | 4- 1 | | 1- 0 | | 7- 0 | |
| 2- 2 | 0- 0 | 0- 2 | | HOME | 0- 0 | | 0- 0 | | 2- 0 | |
| 6- 3 | 0- 2 | 0- 1 | | AWAY | 2- 0 | | 0- 0 | | 4- 0 | |
| 5- 2 | 1- 1 | 0- 0 | | NEUTRAL | 2- 1 | | 1- 0 | | 1- 0 | |
| <hr/> | | | | | | | | | | |
| 7- 4 | 1- 3 | 0- 0 | | NON-CONFERENCE | 3- 1 | | 1- 0 | | 2- 0 | |
| 0- 0 | 0- 0 | 0- 0 | | HOME | 0- 0 | | 0- 0 | | 0- 0 | |
| 2- 2 | 0- 2 | 0- 0 | | AWAY | 1- 0 | | 0- 0 | | 1- 0 | |
| 5- 2 | 1- 1 | 0- 0 | | NEUTRAL | 2- 1 | | 1- 0 | | 1- 0 | |
| <hr/> | | | | | | | | | | |
| 6- 3 | 0- 0 | 0- 3 | | CONFERENCE | 1- 0 | | 0- 0 | | 5- 0 | |
| 2- 2 | 0- 0 | 0- 2 | | HOME | 0- 0 | | 0- 0 | | 2- 0 | |
| 4- 1 | 0- 0 | 0- 1 | | AWAY | 1- 0 | | 0- 0 | | 3- 0 | |
| 0- 0 | 0- 0 | 0- 0 | | NEUTRAL | 0- 0 | | 0- 0 | | 0- 0 | |
| <hr/> | | | | | | | | | | |
| RPI S | Opponent | Score | | RPI S | Opponent | Score | | RPI S | Opponent | Score |
| 11 A | BYU | 0 | 3 | 34 H | Hawaii | 1 | 3 | 76 A | UC Santa Barbara | 3 0 |
| 12 A | Stanford | 2 | 3 | 46 A | Long Beach St. | 0 | 3 | 77 N | Arkansas St. | 2 3 |
| 18 N | Purdue | 1 | 3 | 46 H | Long Beach St. | 1 | 3 | 85 N | Rice | 3 1 |
| 21 N | Western Ky. | 3 | 1 | | | | | 94 N | Nevada | 3 1 |
| | | | | | | | | 100 A | Saint Louis | 3 1 |
| <hr/> | | | | | | | | | | |
| LAST 10 GAMES | | | | | | | | | | |
| | | | | 46 H | Long Beach St. | 1 | 3 | 156 H | UC Irvine | 3 0 |
| | | | | 151 H | CSUN | 3 | 1 | 151 A | CSUN | 3 2 |
| | | | | 268 A | UC Riverside | 3 | 0 | 46 A | Long Beach St. | 0 3 |
| | | | | 278 A | Cal St. Fullerton | 3 | 0 | 34 H | Hawaii | 1 3 |
| | | | | 76 A | UC Santa Barbara | 3 | 0 | 94 N | Nevada | 3 1 |

Non-Div. I Games:

Cal Poly

| Average RPI Win: | 153 | WON-LOST RECORD | WINNING PCT. RANK | LAST 10 GAMES | STRENGTH OF SCHEDULE | OPP. STRENGTH OF SCHEDULE | TEAM RPI | ADJ RPI | CONF. RPI | ADJ CONF. RPI |
|------------------|-----------|-----------------|-------------------|-----------------------|----------------------|---------------------------|-------------|-----------|-----------------|---------------|
| DIV. I ONLY | | 12- 7 | .63158 98 | 6- 4 | 85 | 44 | 66 | .57854 65 | 5 | 5 |
| DIV. I NON-CONF. | | 7- 3 | .7 72 | 1- 0 | 106 | 44 | 58 | .58737 57 | 4 | 4 |
| <hr/> | | | | | | | | | | |
| TOTALS | RPI 1-25 | RPI 26-50 | | W-L RECORDS | RPI 51-100 | | RPI 101-150 | | RPI 150+ | |
| 12- 7 | 1- 4 | 0- 0 | | OVERALL | 1- 2 | | 6- 1 | | 4- 0 | |
| 3- 2 | 0- 2 | 0- 0 | | HOME | 0- 0 | | 2- 0 | | 1- 0 | |
| 4- 4 | 1- 1 | 0- 0 | | AWAY | 1- 2 | | 1- 1 | | 1- 0 | |
| 5- 1 | 0- 1 | 0- 0 | | NEUTRAL | 0- 0 | | 3- 0 | | 2- 0 | |
| <hr/> | | | | | | | | | | |
| 7- 3 | 1- 2 | 0- 0 | | NON-CONFERENCE | 0- 1 | | 3- 0 | | 3- 0 | |
| 0- 0 | 0- 0 | 0- 0 | | HOME | 0- 0 | | 0- 0 | | 0- 0 | |
| 2- 2 | 1- 1 | 0- 0 | | AWAY | 0- 1 | | 0- 0 | | 1- 0 | |
| 5- 1 | 0- 1 | 0- 0 | | NEUTRAL | 0- 0 | | 3- 0 | | 2- 0 | |
| <hr/> | | | | | | | | | | |
| 5- 4 | 0- 2 | 0- 0 | | CONFERENCE | 1- 1 | | 3- 1 | | 1- 0 | |
| 3- 2 | 0- 2 | 0- 0 | | HOME | 0- 0 | | 2- 0 | | 1- 0 | |
| 2- 2 | 0- 0 | 0- 0 | | AWAY | 1- 1 | | 1- 1 | | 0- 0 | |
| 0- 0 | 0- 0 | 0- 0 | | NEUTRAL | 0- 0 | | 0- 0 | | 0- 0 | |
| <hr/> | | | | | | | | | | |
| RPI S | Opponent | Score | | RPI S | Opponent | Score | | RPI S | Opponent | Score |
| 1 A | Nebraska | 0 | 3 | | | | | 106 H | Santa Clara | 3 0 |
| 5 H | San Diego | 0 | 3 | | | | | 114 A | Pepperdine | 3 1 |
| 11 H | BYU | 0 | 3 | | | | | 115 H | Portland | 3 0 |
| 19 N | Creighton | 0 | 3 | | | | | 118 N | Butler | 3 2 |
| 20 A | Utah | 3 | 2 | | | | | 133 N | Idaho St. | 3 1 |
| | | | | | | | | 139 A | St. Mary's (CA) | 1 3 |
| | | | | | | | | 145 N | UC Davis | 3 0 |
| | | | | | | | | 226 N | Montana St. | 3 0 |
| | | | | | | | | 251 H | San Francisco | 3 0 |
| | | | | | | | | 269 A | Montana | 3 0 |
| | | | | | | | | 289 N | Southern Utah | 3 2 |
| <hr/> | | | | | | | | | | |
| | | | | LAST 10 GAMES | | | | | | |
| | | | | 115 H Portland | 3 0 | 251 H San Francisco | | 3 0 | | |
| | | | | 11 H BYU | 0 3 | 106 H Santa Clara | | 3 0 | | |
| | | | | 5 H San Diego | 0 3 | 61 A Pacific | | 0 3 | | |
| | | | | 54 A Loyola Marymount | 3 2 | 139 A St. Mary's (CA) | | 1 3 | | |
| | | | | 114 A Pepperdine | 3 1 | 226 N Montana St. | | 3 0 | | |

Non-Div. I Games:

Gonzaga

| Average RPI Win: | | 208 | WON-LOST RECORD | | WINNING PCT. RANK | | LAST 10 GAMES | | STRENGTH OF SCHEDULE | | OPP. STRENGTH OF SCHEDULE | | TEAM RPI | | ADJ RPI | | CONF. RPI | | ADJ CONF. RPI | |
|------------------------|---|-----------|-----------------|-----------|-------------------|----------------|---------------|-------------------------|----------------------|-------------|---------------------------|----------|----------|-------------------------|---------|-------|-----------|--|---------------|--|
| DIV. I ONLY | | | 15- 7 | .68182 | 72 | 9- 1 | | 70 | | 160 | 65 | .57821 | 66 | 28 | | 27 | | | | |
| DIV. I NON-CONF. | | | 5- 7 | .41667 | 212 | 0- 1 | | 7 | | 83 | 61 | .57955 | 62 | 25 | | 25 | | | | |
| TOTALS | | RPI 1-25 | | RPI 26-50 | | W-L RECORDS | | RPI 51-100 | | RPI 101-150 | | RPI 150+ | | | | | | | | |
| 15- 7 | | 0- 3 | | 0- 1 | | OVERALL | | 1- 1 | | 2- 2 | | 12- 0 | | | | | | | | |
| 8- 1 | | 0- 1 | | 0- 0 | | HOME | | 1- 0 | | 1- 0 | | 6- 0 | | | | | | | | |
| 5- 4 | | 0- 1 | | 0- 1 | | AWAY | | 0- 1 | | 0- 1 | | 5- 0 | | | | | | | | |
| 2- 2 | | 0- 1 | | 0- 0 | | NEUTRAL | | 0- 0 | | 1- 1 | | 1- 0 | | | | | | | | |
| 5- 7 | | 0- 3 | | 0- 1 | | NON-CONFERENCE | | 1- 1 | | 2- 2 | | 2- 0 | | | | | | | | |
| 3- 1 | | 0- 1 | | 0- 0 | | HOME | | 1- 0 | | 1- 0 | | 1- 0 | | | | | | | | |
| 0- 4 | | 0- 1 | | 0- 1 | | AWAY | | 0- 1 | | 0- 1 | | 0- 0 | | | | | | | | |
| 2- 2 | | 0- 1 | | 0- 0 | | NEUTRAL | | 0- 0 | | 1- 1 | | 1- 0 | | | | | | | | |
| 10- 0 | | 0- 0 | | 0- 0 | | CONFERENCE | | 0- 0 | | 0- 0 | | 10- 0 | | | | | | | | |
| 5- 0 | | 0- 0 | | 0- 0 | | HOME | | 0- 0 | | 0- 0 | | 5- 0 | | | | | | | | |
| 5- 0 | | 0- 0 | | 0- 0 | | AWAY | | 0- 0 | | 0- 0 | | 5- 0 | | | | | | | | |
| 0- 0 | | 0- 0 | | 0- 0 | | NEUTRAL | | 0- 0 | | 0- 0 | | 0- 0 | | | | | | | | |
| RPI | S | Opponent | | Score | | RPI | S | Opponent | | Score | | RPI | S | Opponent | | Score | | | | |
| 2 | A | Wisconsin | | 0 | 3 | 31 | A | Baylor | | 1 | 3 | 72 | H | Texas St. | | 3 | 2 | | | |
| 5 | N | San Diego | | 0 | 3 | | | | | | | 85 | A | Rice | | 1 | 3 | | | |
| 25 | H | UNLV | | 1 | 3 | | | | | | | | | 123 A UTRGV | | 2 | 3 | | | |
| | | | | | | | | | | | | | | 123 H UTRGV | | 3 | 1 | | | |
| | | | | | | | | | | | | | | 123 N UTRGV | | 3 | 2 | | | |
| | | | | | | | | | | | | | | 124 N Yale | | 1 | 3 | | | |
| | | | | | | | | | | | | | | 161 A Sam Houston St. | | 3 | 0 | | | |
| | | | | | | | | | | | | | | 161 H Sam Houston St. | | 3 | 2 | | | |
| | | | | | | | | | | | | | | 162 H SFA | | 3 | 0 | | | |
| | | | | | | | | | | | | | | 180 H UT Arlington | | 3 | 1 | | | |
| | | | | | | | | | | | | | | 197 H Houston Baptist | | 3 | 1 | | | |
| | | | | | | | | | | | | | | 239 A Northwestern St. | | 3 | 0 | | | |
| | | | | | | | | | | | | | | 255 A Central Ark. | | 3 | 0 | | | |
| | | | | | | | | | | | | | | 258 H Abilene Christian | | 3 | 0 | | | |
| | | | | | | | | | | | | | | 265 H Lamar University | | 3 | 0 | | | |
| | | | | | | | | | | | | | | 302 N Prairie View | | 3 | 0 | | | |
| | | | | | | | | | | | | | | 305 A Southeastern La. | | 3 | 0 | | | |
| | | | | | | | | | | | | | | 318 A New Orleans | | 3 | 1 | | | |
| LAST 10 GAMES | | | | | | | | | | | | | | | | | | | | |
| 305 A Southeastern La. | | | | | | 3 | 0 | 161 H Sam Houston St. | | | | | | 3 | 2 | | | | | |
| 318 A New Orleans | | | | | | 3 | 1 | 162 H SFA | | | | | | 3 | 0 | | | | | |
| 265 H Lamar University | | | | | | 3 | 0 | 255 A Central Ark. | | | | | | 3 | 0 | | | | | |
| 197 H Houston Baptist | | | | | | 3 | 1 | 239 A Northwestern St. | | | | | | 3 | 0 | | | | | |
| 123 A UTRGV | | | | | | 2 | 3 | 258 H Abilene Christian | | | | | | 3 | 0 | | | | | |

Non-Div. I Games:

A&M-Corpus Christi

| Average RPI Win: 178 | | WON-LOST | WINNING | LAST 10 | STRENGTH OF | | OPP. STRENGTH | TEAM | ADJ | | CONF. | ADJ CONF. |
|----------------------|----------|----------------|-----------|----------|----------------|--------------------|--------------------|-------|-------------|-----------------|----------|-----------|
| Average RPI Loss: 76 | | RECORD | PCT. RANK | GAMES | SCHEDULE | | OF SCHEDULE | RPI | RPI | | RPI | RPI |
| DIV. I ONLY | | 16- 7 | .69565 | 66 | 114 | | 102 | 67 | .57442 | | 10 | 10 |
| DIV. I NON-CONF. | | 10- 3 | .76923 | 45 | 148 | | 125 | 69 | .57488 | | 12 | 12 |
| TOTALS | | RPI 1-25 | RPI 26-50 | | W-L RECORDS | | RPI 51-100 | | RPI 101-150 | | RPI 150+ | |
| 16- 7 | | 0- 2 | 0- 0 | | OVERALL | | 2- 3 | | 2- 1 | | 12- 1 | |
| 9- 0 | | 0- 0 | 0- 0 | | HOME | | 2- 0 | | 2- 0 | | 5- 0 | |
| 3- 5 | | 0- 1 | 0- 0 | | AWAY | | 0- 3 | | 0- 1 | | 3- 0 | |
| 4- 2 | | 0- 1 | 0- 0 | | NEUTRAL | | 0- 0 | | 0- 0 | | 4- 1 | |
| 10- 3 | | 0- 2 | 0- 0 | | NON-CONFERENCE | | 0- 0 | | 1- 0 | | 9- 1 | |
| 4- 0 | | 0- 0 | 0- 0 | | HOME | | 0- 0 | | 1- 0 | | 3- 0 | |
| 2- 1 | | 0- 1 | 0- 0 | | AWAY | | 0- 0 | | 0- 0 | | 2- 0 | |
| 4- 2 | | 0- 1 | 0- 0 | | NEUTRAL | | 0- 0 | | 0- 0 | | 4- 1 | |
| 6- 4 | | 0- 0 | 0- 0 | | CONFERENCE | | 2- 3 | | 1- 1 | | 3- 0 | |
| 5- 0 | | 0- 0 | 0- 0 | | HOME | | 2- 0 | | 1- 0 | | 2- 0 | |
| 1- 4 | | 0- 0 | 0- 0 | | AWAY | | 0- 3 | | 0- 1 | | 1- 0 | |
| 0- 0 | | 0- 0 | 0- 0 | | NEUTRAL | | 0- 0 | | 0- 0 | | 0- 0 | |
| RPI S | Opponent | Score | RPI S | Opponent | Score | RPI S | Opponent | Score | RPI S | Opponent | Score | |
| 22 N | Penn St. | 1 3 | | | | 68 A | Col. of Charleston | 1 3 | 108 A | UNCW | 1 3 | |
| 25 A | UNLV | 0 3 | | | | 78 A | James Madison | 1 3 | 135 H | American | 3 0 | |
| | | | | | | 78 H | James Madison | 3 0 | 142 H | Delaware | 3 0 | |
| | | | | | | 80 A | Northeastern | 0 3 | 151 N | CSUN | 2 3 | |
| | | | | | | 87 H | Towson | 3 1 | 155 H | Seton Hall | 3 2 | |
| | | | | | | | | | 157 N | Sacramento St. | 3 1 | |
| | | | | | | | | | 158 A | Army West Point | 3 1 | |
| | | | | | | | | | 177 H | Elon | 3 0 | |
| | | | | | | | | | 190 N | CSU Bakersfield | 3 1 | |
| | | | | | | | | | 202 A | Syracuse | 3 0 | |
| | | | | | | | | | 203 A | William & Mary | 3 0 | |
| | | | | | | | | | 203 H | William & Mary | 3 1 | |
| | | | | | | | | | 206 N | Valparaiso | 3 2 | |
| | | | | | | | | | 224 H | Fort Wayne | 3 2 | |
| | | | | | | | | | 240 H | Stony Brook | 3 0 | |
| | | | | | | | | | 294 N | Siena | 3 0 | |
| LAST 10 GAMES | | | | | | | | | | | | |
| | 78 A | James Madison | 1 3 | | 87 H | Towson | 3 1 | | | | | |
| | 203 A | William & Mary | 3 0 | | 203 H | William & Mary | 3 1 | | | | | |
| | 80 A | Northeastern | 0 3 | | 78 H | James Madison | 3 0 | | | | | |
| | 177 H | Elon | 3 0 | | 108 A | UNCW | 1 3 | | | | | |
| | 142 H | Delaware | 3 0 | | 68 A | Col. of Charleston | 1 3 | | | | | |

Non-Div. I Games:

Hofstra

| Average RPI Win: | 162 | WON-LOST RECORD | WINNING PCT. RANK | LAST 10 GAMES | STRENGTH OF SCHEDULE | OPP. STRENGTH OF SCHEDULE | TEAM RPI | ADJ RPI | CONF. RPI | ADJ CONF. RPI | | | | | |
|-------------------|----------------|-----------------|-------------------|----------------|----------------------|---------------------------|----------|---------------|----------------|---------------|----|-------|----------------|---|---|
| Average RPI Loss: | 114 | | | | | | | | | | | | | | |
| DIV. I ONLY | | 15- 7 | .68182 | 72 | 8- 2 | 100 | 114 | 68 | .57374 | 68 | 10 | 10 | | | |
| DIV. I NON-CONF. | | 7- 5 | .58333 | 127 | 0- 0 | 179 | 137 | 145 | .51644 | 145 | 12 | 12 | | | |
| <hr/> | | | | | | | | | | | | | | | |
| TOTALS | RPI 1-25 | RPI 26-50 | | W-L RECORDS | | RPI 51-100 | | RPI 101-150 | | RPI 150+ | | | | | |
| 15- 7 | 0- 1 | 0- 1 | | OVERALL | | 5- 1 | | 2- 1 | | 8- 3 | | | | | |
| 9- 2 | 0- 0 | 0- 0 | | HOME | | 3- 1 | | 1- 1 | | 5- 0 | | | | | |
| 4- 3 | 0- 0 | 0- 1 | | AWAY | | 2- 0 | | 1- 0 | | 1- 2 | | | | | |
| 2- 2 | 0- 1 | 0- 0 | | NEUTRAL | | 0- 0 | | 0- 0 | | 2- 1 | | | | | |
| <hr/> | | | | | | | | | | | | | | | |
| 7- 5 | 0- 1 | 0- 1 | | NON-CONFERENCE | | 0- 1 | | 0- 0 | | 7- 2 | | | | | |
| 5- 1 | 0- 0 | 0- 0 | | HOME | | 0- 1 | | 0- 0 | | 5- 0 | | | | | |
| 0- 2 | 0- 0 | 0- 1 | | AWAY | | 0- 0 | | 0- 0 | | 0- 1 | | | | | |
| 2- 2 | 0- 1 | 0- 0 | | NEUTRAL | | 0- 0 | | 0- 0 | | 2- 1 | | | | | |
| <hr/> | | | | | | | | | | | | | | | |
| 8- 2 | 0- 0 | 0- 0 | | CONFERENCE | | 5- 0 | | 2- 1 | | 1- 1 | | | | | |
| 4- 1 | 0- 0 | 0- 0 | | HOME | | 3- 0 | | 1- 1 | | 0- 0 | | | | | |
| 4- 1 | 0- 0 | 0- 0 | | AWAY | | 2- 0 | | 1- 0 | | 1- 1 | | | | | |
| 0- 0 | 0- 0 | 0- 0 | | NEUTRAL | | 0- 0 | | 0- 0 | | 0- 0 | | | | | |
| <hr/> | | | | | | | | | | | | | | | |
| RPI S | Opponent | Score | | RPI S | Opponent | Score | | RPI S | Opponent | Score | | | | | |
| 23 N | Washington St. | 0 | 3 | 31 A | Baylor | 0 | 3 | 67 H | Hofstra | 3 | 1 | | | | |
| | | | | | | | | 108 H | UNCW | 2 | 3 | | | | |
| | | | | | | | | 78 A | James Madison | 3 | 1 | 142 A | Delaware | 3 | 2 |
| | | | | | | | | 80 H | Northeastern | 3 | 0 | 142 H | Delaware | 3 | 0 |
| | | | | | | | | 81 H | South Carolina | 0 | 3 | 154 N | Loyola Chicago | 1 | 3 |
| | | | | | | | | 87 A | Towson | 3 | 2 | 159 H | VCU | 3 | 1 |
| | | | | | | | | 87 H | Towson | 3 | 1 | 177 A | Elon | 3 | 1 |
| | | | | | | | | 199 A | Wake Forest | 0 | 3 | 203 A | William & Mary | 1 | 3 |
| | | | | | | | | 205 H | Binghamton | 3 | 0 | 215 H | Eastern Mich. | 3 | 1 |
| | | | | | | | | 228 N | Virginia | 3 | 2 | 233 N | Davidson | 3 | 0 |
| | | | | | | | | 264 H | UT Martin | 3 | 0 | 271 H | Charleston So. | 3 | 1 |
| | | | | | | | | LAST 10 GAMES | | | | | | | |
| | | | | | | | | 87 H | Towson | 3 | 1 | 203 A | William & Mary | 1 | 3 |
| | | | | | | | | 142 H | Delaware | 3 | 0 | 142 A | Delaware | 3 | 2 |
| | | | | | | | | 177 A | Elon | 3 | 1 | 87 A | Towson | 3 | 2 |
| 108 H | UNCW | 2 | 3 | 80 H | Northeastern | 3 | 0 | | | | | | | | |
| 78 A | James Madison | 3 | 1 | 67 H | Hofstra | 3 | 1 | | | | | | | | |

Non-Div. I Games:

Col. of Charleston

| Average RPI Win: 189 | | WON-LOST | WINNING | LAST 10 | STRENGTH OF | | OPP. STRENGTH | TEAM | ADJ | CONF. | ADJ CONF. | | | | | | |
|----------------------|---|------------|-----------|-----------|-------------|----------------|---------------|------------|--------|-------------|-----------|---------------------|---|-------------------|--|-------|--|
| Average RPI Loss: 59 | | RECORD | PCT. RANK | GAMES | SCHEDULE | | OF SCHEDULE | RPI | RPI | RPI | RPI | | | | | | |
| DIV. I ONLY | | 18- 4 | .81818 | 19 | 206 | | 112 | 69 | .57261 | 69 | 15 | 15 | | | | | |
| DIV. I NON-CONF. | | 8- 4 | .66667 | 85 | 142 | | 73 | 90 | .55704 | 93 | 14 | 14 | | | | | |
| <hr/> | | | | | | | | | | | | | | | | | |
| TOTALS | | RPI 1-25 | | RPI 26-50 | | W-L RECORDS | | RPI 51-100 | | RPI 101-150 | | RPI 150+ | | | | | |
| 18- 4 | | 0- 1 | | 0- 1 | | OVERALL | | 3- 1 | | 3- 1 | | 12- 0 | | | | | |
| 8- 1 | | 0- 0 | | 0- 0 | | HOME | | 1- 1 | | 2- 0 | | 5- 0 | | | | | |
| 6- 1 | | 0- 0 | | 0- 1 | | AWAY | | 0- 0 | | 1- 0 | | 5- 0 | | | | | |
| 4- 2 | | 0- 1 | | 0- 0 | | NEUTRAL | | 2- 0 | | 0- 1 | | 2- 0 | | | | | |
| 8- 4 | | 0- 1 | | 0- 1 | | NON-CONFERENCE | | 3- 1 | | 0- 1 | | 5- 0 | | | | | |
| 2- 1 | | 0- 0 | | 0- 0 | | HOME | | 1- 1 | | 0- 0 | | 1- 0 | | | | | |
| 2- 1 | | 0- 0 | | 0- 1 | | AWAY | | 0- 0 | | 0- 0 | | 2- 0 | | | | | |
| 4- 2 | | 0- 1 | | 0- 0 | | NEUTRAL | | 2- 0 | | 0- 1 | | 2- 0 | | | | | |
| 10- 0 | | 0- 0 | | 0- 0 | | CONFERENCE | | 0- 0 | | 3- 0 | | 7- 0 | | | | | |
| 6- 0 | | 0- 0 | | 0- 0 | | HOME | | 0- 0 | | 2- 0 | | 4- 0 | | | | | |
| 4- 0 | | 0- 0 | | 0- 0 | | AWAY | | 0- 0 | | 1- 0 | | 3- 0 | | | | | |
| 0- 0 | | 0- 0 | | 0- 0 | | NEUTRAL | | 0- 0 | | 0- 0 | | 0- 0 | | | | | |
| RPI | S | Opponent | | Score | | RPI | S | Opponent | | Score | | RPI | S | Opponent | | Score | |
| 7 | N | Washington | | 0 3 | | 34 | A | Hawaii | | 0 3 | | 57 | H | Iowa | | 0 3 | |
| | | | | | | | | | | | | 75 | H | DePaul | | 3 1 | |
| | | | | | | | | | | | | 78 | N | James Madison | | 3 0 | |
| | | | | | | | | | | | | 91 | N | Tennessee | | 3 0 | |
| | | | | | | | | | | | | 102 | H | Bowling Green | | 3 1 | |
| | | | | | | | | | | | | 107 | H | Toledo | | 3 2 | |
| | | | | | | | | | | | | 136 | N | Utah Valley | | 2 3 | |
| | | | | | | | | | | | | 137 | A | Ohio | | 3 2 | |
| | | | | | | | | | | | | 154 | H | Loyola Chicago | | 3 1 | |
| | | | | | | | | | | | | 185 | A | Kent St. | | 3 2 | |
| | | | | | | | | | | | | 191 | H | Western Mich. | | 3 1 | |
| | | | | | | | | | | | | 210 | A | Central Mich. | | 3 0 | |
| | | | | | | | | | | | | 215 | A | Eastern Mich. | | 3 0 | |
| | | | | | | | | | | | | 219 | H | Ball St. | | 3 0 | |
| | | | | | | | | | | | | 232 | A | North Dakota St. | | 3 1 | |
| | | | | | | | | | | | | 241 | A | George Washington | | 3 1 | |
| | | | | | | | | | | | | 261 | N | Bradley | | 3 0 | |
| | | | | | | | | | | | | 296 | H | Akron | | 3 2 | |
| | | | | | | | | | | | | 298 | N | South Dakota St. | | 3 0 | |
| | | | | | | | | | | | | 309 | H | Buffalo | | 3 0 | |
| | | | | | | LAST 10 GAMES | | | | | | | | | | | |
| | | | | | | 185 A Kent St. | | | | | | 219 H Ball St. | | | | | |
| | | | | | | 137 A Ohio | | | | | | 215 A Eastern Mich. | | | | | |
| | | | | | | 296 H Akron | | | | | | 210 A Central Mich. | | | | | |
| | | | | | | 309 H Buffalo | | | | | | 102 H Bowling Green | | | | | |
| | | | | | | 107 H Toledo | | | | | | 191 H Western Mich. | | | | | |

Non-Div. I Games:

Northern Ill.

| | | | | | | | | | | | |
|------------------|------------------|--------------------|----------------------|------------------|-------------------------|------------------------------|--------------------|------------|--------------|------------------|-------|
| Average RPI Win: | 177 | WON-LOST RECORD | WINNING PCT. RANK | LAST 10 GAMES | STRENGTH OF SCHEDULE | OPP. STRENGTH OF SCHEDULE | TEAM RPI | ADJ RPI | CONF. RPI | ADJ CONF. RPI | |
| DIV. I ONLY | | 14- 6 | .7 61 | 8- 2 | 145 | 57 | 70 | .57164 70 | 8 | 8 | |
| DIV. I NON-CONF. | | 6- 3 | .66667 85 | 0- 0 | 129 | 56 | 81 | .56575 82 | 6 | 6 | |
| <hr/> | | | | | | | | | | | |
| TOTALS | RPI 1-25 | RPI 26-50 | | W-L RECORDS | RPI 51-100 | | RPI 101-150 | | RPI 150+ | | |
| 14- 6 | 0- 1 | 1- 4 | | OVERALL | 0- 1 | | 3- 0 | | 10- 0 | | |
| 10- 3 | 0- 1 | 1- 2 | | HOME | 0- 0 | | 2- 0 | | 7- 0 | | |
| 3- 3 | 0- 0 | 0- 2 | | AWAY | 0- 1 | | 1- 0 | | 2- 0 | | |
| 1- 0 | 0- 0 | 0- 0 | | NEUTRAL | 0- 0 | | 0- 0 | | 1- 0 | | |
| <hr/> | | | | | | | | | | | |
| 6- 3 | 0- 0 | 0- 2 | | NON-CONFERENCE | 0- 1 | | 2- 0 | | 4- 0 | | |
| 5- 1 | 0- 0 | 0- 1 | | HOME | 0- 0 | | 2- 0 | | 3- 0 | | |
| 0- 2 | 0- 0 | 0- 1 | | AWAY | 0- 1 | | 0- 0 | | 0- 0 | | |
| 1- 0 | 0- 0 | 0- 0 | | NEUTRAL | 0- 0 | | 0- 0 | | 1- 0 | | |
| <hr/> | | | | | | | | | | | |
| 8- 3 | 0- 1 | 1- 2 | | CONFERENCE | 0- 0 | | 1- 0 | | 6- 0 | | |
| 5- 2 | 0- 1 | 1- 1 | | HOME | 0- 0 | | 0- 0 | | 4- 0 | | |
| 3- 1 | 0- 0 | 0- 1 | | AWAY | 0- 0 | | 1- 0 | | 2- 0 | | |
| 0- 0 | 0- 0 | 0- 0 | | NEUTRAL | 0- 0 | | 0- 0 | | 0- 0 | | |
| <hr/> | | | | | | | | | | | |
| RPI S | Opponent | Score | RPI S | Opponent | Score | RPI S | Opponent | Score | RPI S | Opponent | Score |
| 9 | H North Carolina | 1 3 | 29 | A Notre Dame | 1 3 | 54 | A Loyola Marymount | 0 3 | 108 | H UNCW | 3 2 |
| | | | 30 | H TCU | 2 3 | | | | 129 | H LSU | 3 0 |
| | | | 42 | H Pittsburgh | 3 1 | | | | 131 | A Louisville | 3 0 |
| | | | 43 | H Georgia Tech | 1 3 | | | | 169 | H UNCG | 3 0 |
| | | | 46 | A Long Beach St. | 2 3 | | | | 171 | H Virginia Tech | 3 1 |
| | | | | | | | | | 179 | H Campbell | 3 0 |
| | | | | | | | | | 199 | A Wake Forest | 3 2 |
| | | | | | | | | | 199 | H Wake Forest | 3 1 |
| | | | | | | | | | 208 | H Clemson | 3 0 |
| | | | | | | | | | 218 | N Harvard | 3 0 |
| | | | | | | | | | 228 | A Virginia | 3 2 |
| | | | | | | | | | 228 | H Virginia | 3 1 |
| | | | | | | | | | 266 | H Eastern Ky. | 3 2 |
| | | | | | | | | | | | |
| | | | | | | | | | | | |
| | | | | | | | | | | | |
| | | | | | | | | | | | |
| | | | | | | | | | | | |
| | | | | | | | | | | | |
| | | | | | | | | | | | |
| | | | | | | | | | | | |
| | | | | | | | | | | | |
| | | | | | | | | | | | |
| | | | | | | | | | | | |
| | | | | | | | | | | | |
| | | | | | | | | | | | |
| | | | | | | | | | | | |
| | | | | | | | | | | | |
| | | | | | | | | | | | |
| | | | | | | | | | | | |
| | | | | | | | | | | | |
| | | | | | | | | | | | |
| | | | | | | | | | | | |
| | | | | | | | | | | | |
| | | | | | | | | | | | |
| | | | | | | | | | | | |
| | | | | | | | | | | | |
| | | | | | | | | | | | |
| | | | | | | | | | | | |
| | | | | | | | | | | | |
| | | | | | | | | | | | |
| | | | | | | | | | | | |
| | | | | | | | | | | | |
| | | | | | | | | | | | |
| | | | | | | | | | | | |
| | | | | | | | | | | | |
| | | | | | | | | | | | |
| | | | | | | | | | | | |
| | | | | | | | | | | | |
| | | | | | | | | | | | |
| | | | | | | | | | | | |
| | | | | | | | | | | | |
| | | | | | | | | | | | |
| | | | | | | | | | | | |
| | | | | | | | | | | | |
| | | | | | | | | | | | |
| | | | | | | | | | | | |
| | | | | | | | | | | | |
| | | | | | | | | | | | |
| | | | | | | | | | | | |
| | | | | | | | | | | | |
| | | | | | | | | | | | |
| | | | | | | | | | | | |
| | | | | | | | | | | | |
| | | | | | | | | | | | |
| | | | | | | | | | | | |
| | | | | | | | | | | | |
| | | | | | | | | | | | |
| | | | | | | | | | | | |
| | | | | | | | | | | | |
| | | | | | | | | | | | |
| | | | | | | | | | | | |
| | | | | | | | | | | | |
| | | | | | | | | | | | |
| | | | | | | | | | | | |
| | | | | | | | | | | | |
| | | | | | | | | | | | |
| | | | | | | | | | | | |
| </ | | | | | | | | | | | |

Non-Div. I Games:

Duke

[illegible]

Non-Div. I Games:

San Diego St.

| | | | | | | | | | | |
|------------------|----------|--------------------|----------------------|------------------|-------------------------|------------------------------|-------------|------------|--------------------|------------------|
| Average RPI Win: | 182 | WON-LOST RECORD | WINNING PCT. RANK | LAST 10 GAMES | STRENGTH OF SCHEDULE | OPP. STRENGTH OF SCHEDULE | TEAM RPI | ADJ RPI | CONF. RPI | ADJ CONF. RPI |
| DIV. I ONLY | | 15- 9 | .625 101 | 8- 2 | 76 | 95 | 71 | .56926 72 | 22 | 22 |
| DIV. I NON-CONF. | | 7- 8 | .46667 185 | 0- 1 | 47 | 35 | 89 | .55875 89 | 19 | 19 |
| <hr/> | | | | | | | | | | |
| TOTALS | RPI 1-25 | RPI 26-50 | | W-L RECORDS | RPI 51-100 | | RPI 101-150 | | RPI 150+ | |
| 15- 9 | 0- 2 | 0- 3 | | OVERALL | 1- 4 | | 3- 0 | | 11- 0 | |
| 6- 3 | 0- 0 | 0- 2 | | HOME | 1- 1 | | 1- 0 | | 4- 0 | |
| 7- 2 | 0- 0 | 0- 0 | | AWAY | 0- 2 | | 1- 0 | | 6- 0 | |
| 2- 4 | 0- 2 | 0- 1 | | NEUTRAL | 0- 1 | | 1- 0 | | 1- 0 | |
| <hr/> | | | | | | | | | | |
| 7- 8 | 0- 2 | 0- 2 | | NON-CONFERENCE | 0- 4 | | 3- 0 | | 4- 0 | |
| 3- 2 | 0- 0 | 0- 1 | | HOME | 0- 1 | | 1- 0 | | 2- 0 | |
| 2- 2 | 0- 0 | 0- 0 | | AWAY | 0- 2 | | 1- 0 | | 1- 0 | |
| 2- 4 | 0- 2 | 0- 1 | | NEUTRAL | 0- 1 | | 1- 0 | | 1- 0 | |
| <hr/> | | | | | | | | | | |
| 8- 1 | 0- 0 | 0- 1 | | CONFERENCE | 1- 0 | | 0- 0 | | 7- 0 | |
| 3- 1 | 0- 0 | 0- 1 | | HOME | 1- 0 | | 0- 0 | | 2- 0 | |
| 5- 0 | 0- 0 | 0- 0 | | AWAY | 0- 0 | | 0- 0 | | 5- 0 | |
| 0- 0 | 0- 0 | 0- 0 | | NEUTRAL | 0- 0 | | 0- 0 | | 0- 0 | |
| <hr/> | | | | | | | | | | |
| RPI S | Opponent | Score | | RPI S | Opponent | Score | | RPI S | Opponent | Score |
| 20 N | Utah | 0 | 3 | 31 H | Baylor | 1 | 3 | 59 A | UTSA | 1 3 |
| 24 N | Ohio St. | 0 | 3 | 32 N | Wichita St. | 0 | 3 | 66 A | A&M-Corpus Christi | 2 3 |
| | | | | 38 H | Coastal Caro. | 1 | 3 | 77 H | Arkansas St. | 3 1 |
| | | | | | | | | 79 H | Tulsa | 1 3 |
| | | | | | | | | 94 N | Nevada | 0 3 |
| | | | | | | | | | | |
| | | | | | | | | | | |
| | | | | | | | | | | |
| | | | | | | | | | | |
| | | | | | | | | | | |
| | | | | | | | | | | |
| | | | | | | | | | | |
| | | | | | | | | | | |
| | | | | | | | | | | |
| | | | | | | | | | | |
| | | | | | | | | | | |
| | | | | | | | | | | |
| | | | | | | | | | | |
| | | | | | | | | | | |
| | | | | | | | | | | |
| | | | | | | | | | | |
| | | | | | | | | | | |
| | | | | | | | | | | |
| | | | | | | | | | | |
| | | | | | | | | | | |
| | | | | | | | | | | |
| | | | | | | | | | | |
| | | | | | | | | | | |
| | | | | | | | | | | |
| | | | | | | | | | | |
| | | | | | | | | | | |
| | | | | | | | | | | |
| | | | | | | | | | | |
| | | | | | | | | | | |
| | | | | | | | | | | |
| | | | | | | | | | | |
| | | | | | | | | | | |
| | | | | | | | | | | |
| | | | | | | | | | | |
| | | | | | | | | | | |
| | | | | | | | | | | |
| | | | | | | | | | | |
| | | | | | | | | | | |
| | | | | | | | | | | |
| | | | | | | | | | | |
| | | | | | | | | | | |
| | | | | | | | | | | |
| | | | | | | | | | | |
| | | | | | | | | | | |
| | | | | | | | | | | |
| | | | | | | | | | | |
| | | | | | | | | | | |
| | | | | | | | | | | |
| | | | | | | | | | | |
| | | | | | | | | | | |
| | | | | | | | | | | |
| | | | | | | | | | | |
| | | | | | | | | | | |
| | | | | | | | | | | |
| | | | | | | | | | | |
| | | | | | | | | | | |
| | | | | | | | | | | |
| | | | | | | | | | | |
| | | | | | | | | | | |
| | | | | | | | | | | |
| | | | | | | | | | | |
| | | | | | | | | | | |
| | | | | | | | | | | |
| | | | | | | | | | | |
| | | | | | | | | | | |
| | | | | | | | | | | |
| | | | | | | | | | | |
| | | | | | | | | | | |
| | | | | | | | | | | |
| | | | | | | | | | | |
| | | | | | | | | | | |
| | | | | | | | | | | |
| | | | | | | | | | | |
| | | | | | | | | | | |
| | | | | | | | | | | |
| | | | | | | | | | | |
| | | | | | | | | | | |
| | | | | | | | | | | |
| | | | | | | | | | | |
| | | | | | | | | | | |
| | | | | | | | | | | |
| | | | | | | | | | | |

Non-Div. I Games:

Texas St.

| Average RPI Win: | | 201 | WON-LOST | | WINNING | | LAST 10 | | STRENGTH OF | | OPP. STRENGTH | | TEAM | | ADJ | | CONF. | | ADJ CONF. | | | | | | | | | | | | |
|-------------------|---|----------|----------|-----------|-----------|----------------|---------|------------|-------------|-------------|---------------|----------|------|-------------------|-----|-------------------|--------|--|-----------|--|-----|--|-----------------------|--|--|--|--|--|--|-----|--|
| Average RPI Loss: | | 65 | RECORD | | PCT. RANK | | GAMES | | SCHEDULE | | OF SCHEDULE | | RPI | | RPI | | RPI | | RPI | | | | | | | | | | | | |
| DIV. I ONLY | | | 19- 5 | | .79167 | | 29 | | 9- 1 | | 184 | | 136 | | 72 | | .56892 | | 73 | | | | | | | | | | | | |
| DIV. I NON-CONF. | | | 10- 5 | | .66667 | | 85 | | 1- 1 | | 140 | | 140 | | 100 | | .54933 | | 100 | | | | | | | | | | | | |
| TOTALS | | RPI 1-25 | | RPI 26-50 | | W-L RECORDS | | RPI 51-100 | | RPI 101-150 | | RPI 150+ | | | | | | | | | | | | | | | | | | | |
| 19- 5 | | 0- 1 | | 0- 2 | | OVERALL | | 1- 1 | | 6- 1 | | 12- 0 | | | | | | | | | | | | | | | | | | | |
| 7- 2 | | 0- 0 | | 0- 2 | | HOME | | 0- 0 | | 3- 0 | | 4- 0 | | | | | | | | | | | | | | | | | | | |
| 6- 2 | | 0- 1 | | 0- 0 | | AWAY | | 0- 0 | | 2- 1 | | 4- 0 | | | | | | | | | | | | | | | | | | | |
| 6- 1 | | 0- 0 | | 0- 0 | | NEUTRAL | | 1- 1 | | 1- 0 | | 4- 0 | | | | | | | | | | | | | | | | | | | |
| 10- 5 | | 0- 1 | | 0- 2 | | NON-CONFERENCE | | 1- 1 | | 1- 1 | | 8- 0 | | | | | | | | | | | | | | | | | | | |
| 2- 2 | | 0- 0 | | 0- 2 | | HOME | | 0- 0 | | 0- 0 | | 2- 0 | | | | | | | | | | | | | | | | | | | |
| 2- 2 | | 0- 1 | | 0- 0 | | AWAY | | 0- 0 | | 0- 1 | | 2- 0 | | | | | | | | | | | | | | | | | | | |
| 6- 1 | | 0- 0 | | 0- 0 | | NEUTRAL | | 1- 1 | | 1- 0 | | 4- 0 | | | | | | | | | | | | | | | | | | | |
| 9- 0 | | 0- 0 | | 0- 0 | | CONFERENCE | | 0- 0 | | 5- 0 | | 4- 0 | | | | | | | | | | | | | | | | | | | |
| 5- 0 | | 0- 0 | | 0- 0 | | HOME | | 0- 0 | | 3- 0 | | 2- 0 | | | | | | | | | | | | | | | | | | | |
| 4- 0 | | 0- 0 | | 0- 0 | | AWAY | | 0- 0 | | 2- 0 | | 2- 0 | | | | | | | | | | | | | | | | | | | |
| 0- 0 | | 0- 0 | | 0- 0 | | NEUTRAL | | 0- 0 | | 0- 0 | | 0- 0 | | | | | | | | | | | | | | | | | | | |
| RPI | S | Opponent | | | Score | | RPI | S | Opponent | | | Score | | RPI | S | Opponent | | | Score | | | | | | | | | | | | |
| 25 | A | UNLV | | | 0 3 | | 36 | H | Arizona | | | 1 3 | | 76 | N | UC Santa Barbara | | | 2 3 | | | | | | | | | | | | |
| | | | | | | | 39 | H | Texas A&M | | | 0 3 | | 98 | N | Albany (NY) | | | 3 0 | | | | | | | | | | | | |
| | | | | | | | | | | | | | | 123 | H | UTRGV | | | 3 0 | | | | | | | | | | | | |
| | | | | | | | | | | | | | | 136 | A | Utah Valley | | | 3 2 | | | | | | | | | | | | |
| | | | | | | | | | | | | | | 136 | H | Utah Valley | | | 3 2 | | | | | | | | | | | | |
| | | | | | | | | | | | | | | 140 | N | Austin Peay | | | 3 1 | | | | | | | | | | | | |
| | | | | | | | | | | | | | | 143 | A | Seattle | | | 3 0 | | | | | | | | | | | | |
| | | | | | | | | | | | | | | 143 | H | Seattle | | | 3 2 | | | | | | | | | | | | |
| | | | | | | | | | | | | | | 148 | A | New Mexico | | | 1 3 | | | | | | | | | | | | |
| | | | | | | | | | | | | | | 157 | H | Sacramento St. | | | 3 2 | | | | | | | | | | | | |
| | | | | | | | | | | | | | | 190 | A | CSU Bakersfield | | | 3 0 | | | | | | | | | | | | |
| | | | | | | | | | | | | | | 201 | H | UMKC | | | 3 2 | | | | | | | | | | | | |
| | | | | | | | | | | | | | | 205 | N | Binghamton | | | 3 1 | | | | | | | | | | | | |
| | | | | | | | | | | | | | | 206 | N | Valparaiso | | | 3 0 | | | | | | | | | | | | |
| | | | | | | | | | | | | | | 231 | N | Central Conn. St. | | | 3 0 | | | | | | | | | | | | |
| | | | | | | | | | | | | | | 246 | H | UTEP | | | 3 0 | | | | | | | | | | | | |
| | | | | | | | | | | | | | | 249 | A | Brown | | | 3 0 | | | | | | | | | | | | |
| | | | | | | | | | | | | | | 291 | A | Grand Canyon | | | 3 0 | | | | | | | | | | | | |
| | | | | | | | | | | | | | | 293 | A | Troy | | | 3 0 | | | | | | | | | | | | |
| | | | | | | | | | | | | | | 312 | H | Chicago St. | | | 3 0 | | | | | | | | | | | | |
| | | | | | | | | | | | | | | 320 | N | Southern U. | | | 3 0 | | | | | | | | | | | | |
| | | | | | | | | | | | | | | LAST 10 GAMES | | | | | | | | | | | | | | | | | |
| | | | | | | | | | | | | | | 143 A Seattle | | | | | | | 3 0 | | 123 H UTRGV | | | | | | | 3 0 | |
| | | | | | | | | | | | | | | 136 A Utah Valley | | | | | | | 3 2 | | 246 H UTEP | | | | | | | 3 0 | |
| | | | | | | | | | | | | | | 148 A New Mexico | | | | | | | 1 3 | | 291 A Grand Canyon | | | | | | | 3 0 | |
| | | | | | | | | | | | | | | 312 H Chicago St. | | | | | | | 3 0 | | 190 A CSU Bakersfield | | | | | | | 3 0 | |
| | | | | | | | | | | | | | | 201 H UMKC | | | | | | | 3 2 | | 136 H Utah Valley | | | | | | | 3 2 | |

| Average RPI Win: 173 | | WON-LOST RECORD | | WINNING PCT. RANK | | LAST 10 GAMES | | STRENGTH OF SCHEDULE | | OPP. STRENGTH OF SCHEDULE | | TEAM RPI | | ADJ RPI | | CONF. RPI | | ADJ CONF. RPI | |
|----------------------|-------------|-----------------|---|-------------------|--------------|----------------|---|----------------------|---------------|---------------------------|---|----------|-----------------|-----------|---|-----------|--|---------------|--|
| DIV. I ONLY | | 14- 7 | | .66667 83 | | 7- 3 | | 121 | | 80 | | 74 | | .56785 74 | | 17 | | 17 | |
| DIV. I NON-CONF. | | 8- 5 | | .61538 120 | | 1- 1 | | 97 | | 18 | | 71 | | .57352 72 | | 18 | | 18 | |
| TOTALS | | RPI 1-25 | | RPI 26-50 | | W-L RECORDS | | RPI 51-100 | | RPI 101-150 | | RPI 150+ | | | | | | | |
| 14- 7 | | 0- 3 | | 0- 0 | | OVERALL | | 1- 1 | | 5- 2 | | 8- 1 | | | | | | | |
| 7- 2 | | 0- 0 | | 0- 0 | | HOME | | 1- 1 | | 0- 1 | | 6- 0 | | | | | | | |
| 4- 4 | | 0- 3 | | 0- 0 | | AWAY | | 0- 0 | | 3- 1 | | 1- 0 | | | | | | | |
| 3- 1 | | 0- 0 | | 0- 0 | | NEUTRAL | | 0- 0 | | 2- 0 | | 1- 1 | | | | | | | |
| 8- 5 | | 0- 3 | | 0- 0 | | NON-CONFERENCE | | 1- 0 | | 3- 1 | | 4- 1 | | | | | | | |
| 4- 0 | | 0- 0 | | 0- 0 | | HOME | | 1- 0 | | 0- 0 | | 3- 0 | | | | | | | |
| 1- 4 | | 0- 3 | | 0- 0 | | AWAY | | 0- 0 | | 1- 1 | | 0- 0 | | | | | | | |
| 3- 1 | | 0- 0 | | 0- 0 | | NEUTRAL | | 0- 0 | | 2- 0 | | 1- 1 | | | | | | | |
| 6- 2 | | 0- 0 | | 0- 0 | | CONFERENCE | | 0- 1 | | 2- 1 | | 4- 0 | | | | | | | |
| 3- 2 | | 0- 0 | | 0- 0 | | HOME | | 0- 1 | | 0- 1 | | 3- 0 | | | | | | | |
| 3- 0 | | 0- 0 | | 0- 0 | | AWAY | | 0- 0 | | 2- 0 | | 1- 0 | | | | | | | |
| 0- 0 | | 0- 0 | | 0- 0 | | NEUTRAL | | 0- 0 | | 0- 0 | | 0- 0 | | | | | | | |
| RPI S | Opponent | Score | | RPI S | Opponent | Score | | RPI S | Opponent | Score | | RPI S | Opponent | Score | | | | | |
| 3 A | Texas | 1 | 3 | | | | | 63 H | FGCU | 0 | 3 | 101 N | Miami (FL) | 3 | 1 | | | | |
| 15 A | Kentucky | 0 | 3 | | | | | 96 H | Ole Miss | 3 | 0 | 111 A | Kennesaw St. | 3 | 0 | | | | |
| 21 A | Western Ky. | 2 | 3 | | | | | | | | | 111 H | Kennesaw St. | 2 | 3 | | | | |
| | | | | | | | | | | | | 114 A | Pepperdine | 3 | 1 | | | | |
| | | | | | | | | | | | | 131 A | Louisville | 2 | 3 | | | | |
| | | | | | | | | | | | | 134 A | North Florida | 3 | 0 | | | | |
| | | | | | | | | | | | | 146 N | Rhode Island | 3 | 0 | | | | |
| | | | | | | | | | | | | 151 N | CSUN | 3 | 1 | | | | |
| | | | | | | | | | | | | 153 H | Northwestern | 3 | 1 | | | | |
| | | | | | | | | | | | | 158 N | Army West Point | 1 | 3 | | | | |
| | | | | | | | | | | | | 171 H | Virginia Tech | 3 | 0 | | | | |
| | | | | | | | | | | | | 174 H | Belmont | 3 | 1 | | | | |
| | | | | | | | | | | | | 234 A | Jacksonville | 3 | 0 | | | | |
| | | | | | | | | | | | | 236 H | USC Upstate | 3 | 1 | | | | |
| | | | | | | | | | | | | 285 H | Stetson | 3 | 1 | | | | |
| | | | | | | | | | | | | 313 H | NJIT | 3 | 0 | | | | |
| LAST 10 GAMES | | | | | | | | | | | | | | | | | | | |
| | | | | 111 A | Kennesaw St. | 3 | 0 | 63 H | FGCU | 0 | 3 | | | | | | | | |
| | | | | 174 H | Belmont | 3 | 1 | 285 H | Stetson | 3 | 1 | | | | | | | | |
| | | | | 236 H | USC Upstate | 3 | 1 | 234 A | Jacksonville | 3 | 0 | | | | | | | | |
| | | | | 313 H | NJIT | 3 | 0 | 134 A | North Florida | 3 | 0 | | | | | | | | |
| | | | | 21 A | Western Ky. | 2 | 3 | 111 H | Kennesaw St. | 2 | 3 | | | | | | | | |

Non-Div. I Games:

Lipscomb

| Average RPI Win: 148 | | WON-LOST RECORD | | WINNING PCT. RANK | | LAST 10 GAMES | | STRENGTH OF SCHEDULE | | OPP. STRENGTH OF SCHEDULE | | TEAM RPI | | ADJ RPI | | CONF. RPI | | ADJ CONF. RPI | |
|----------------------|--------------|-----------------|---|-------------------|-----------------|----------------|---|----------------------|---------------|---------------------------|---|----------|-----------------|-----------|---|-----------|--|---------------|--|
| Average RPI Loss: 74 | | | | | | | | | | | | | | | | | | | |
| DIV. I ONLY | | 12- 11 | | .52174 166 | | 5- 5 | | 30 | | 92 | | 75 | | .56773 75 | | 9 | | 9 | |
| DIV. I NON-CONF. | | 6- 6 | | .5 166 | | 0- 0 | | 25 | | 96 | | 64 | | .57706 65 | | 7 | | 7 | |
| TOTALS | | RPI 1-25 | | RPI 26-50 | | W-L RECORDS | | RPI 51-100 | | RPI 101-150 | | RPI 150+ | | | | | | | |
| 12- 11 | | 0- 3 | | 0- 2 | | OVERALL | | 3- 3 | | 3- 1 | | 6- 2 | | | | | | | |
| 6- 4 | | 0- 1 | | 0- 1 | | HOME | | 3- 1 | | 1- 0 | | 2- 1 | | | | | | | |
| 3- 4 | | 0- 2 | | 0- 0 | | AWAY | | 0- 1 | | 1- 0 | | 2- 1 | | | | | | | |
| 3- 3 | | 0- 0 | | 0- 1 | | NEUTRAL | | 0- 1 | | 1- 1 | | 2- 0 | | | | | | | |
| 6- 6 | | 0- 1 | | 0- 1 | | NON-CONFERENCE | | 2- 2 | | 2- 1 | | 2- 1 | | | | | | | |
| 2- 1 | | 0- 0 | | 0- 0 | | HOME | | 2- 0 | | 0- 0 | | 0- 1 | | | | | | | |
| 1- 2 | | 0- 1 | | 0- 0 | | AWAY | | 0- 1 | | 1- 0 | | 0- 0 | | | | | | | |
| 3- 3 | | 0- 0 | | 0- 1 | | NEUTRAL | | 0- 1 | | 1- 1 | | 2- 0 | | | | | | | |
| 6- 5 | | 0- 2 | | 0- 1 | | CONFERENCE | | 1- 1 | | 1- 0 | | 4- 1 | | | | | | | |
| 4- 3 | | 0- 1 | | 0- 1 | | HOME | | 1- 1 | | 1- 0 | | 2- 0 | | | | | | | |
| 2- 2 | | 0- 1 | | 0- 0 | | AWAY | | 0- 0 | | 0- 0 | | 2- 1 | | | | | | | |
| 0- 0 | | 0- 0 | | 0- 0 | | NEUTRAL | | 0- 0 | | 0- 0 | | 0- 0 | | | | | | | |
| RPI S | Opponent | Score | | RPI S | Opponent | Score | | RPI S | Opponent | Score | | RPI S | Opponent | Score | | | | | |
| 14 A | Michigan St. | 0 | 3 | 29 N | Notre Dame | 2 | 3 | 57 N | Iowa | 0 | 3 | 113 A | Fresno St. | 3 | 1 | | | | |
| 19 A | Creighton | 1 | 3 | 35 H | Marquette | 2 | 3 | 62 H | Villanova | 3 | 1 | 115 N | Portland | 3 | 1 | | | | |
| 19 H | Creighton | 0 | 3 | | | | | 69 A | Northern Ill. | 1 | 3 | 118 H | Butler | 3 | 2 | | | | |
| | | | | | | | | 88 H | South Fla. | 3 | 2 | 125 N | Portland St. | 1 | 3 | | | | |
| | | | | | | | | 90 H | Xavier | 1 | 3 | 154 N | Loyola Chicago | 3 | 1 | | | | |
| | | | | | | | | 98 H | Albany (NY) | 3 | 1 | 155 A | Seton Hall | 3 | 2 | | | | |
| | | | | | | | | | | | | 168 H | Ill.-Chicago | 2 | 3 | | | | |
| | | | | | | | | | | | | 187 A | St. John's (NY) | 0 | 3 | | | | |
| | | | | | | | | | | | | 213 N | UMES | 3 | 0 | | | | |
| | | | | | | | | | | | | 221 A | Providence | 3 | 2 | | | | |
| | | | | | | | | | | | | 221 H | Providence | 3 | 0 | | | | |
| | | | | | | | | | | | | 222 H | Georgetown | 3 | 0 | | | | |
| | | | | LAST 10 GAMES | | | | | | | | | | | | | | | |
| | | | | 221 H | Providence | 3 | 0 | 155 A | Seton Hall | 3 | 2 | | | | | | | | |
| | | | | 19 H | Creighton | 0 | 3 | 118 H | Butler | 3 | 2 | | | | | | | | |
| | | | | 35 H | Marquette | 2 | 3 | 222 H | Georgetown | 3 | 0 | | | | | | | | |
| | | | | 90 H | Xavier | 1 | 3 | 62 H | Villanova | 3 | 1 | | | | | | | | |
| | | | | 187 A | St. John's (NY) | 0 | 3 | 19 A | Creighton | 1 | 3 | | | | | | | | |

Non-Div. I Games:

DePaul

| | | | | | | | | | | | | | | | | | | | | | | | | | | |
|-------------------|---|-----------|-----------------|-----------|-------------------|-------------------------|---------------|----------------|----------------------|-------------|---------------------------|----------|----------|---------------------|-----------|-------|-----------|-----|---------------|--------------|---|-----|---|-------------------|---|---|
| Average RPI Win: | | 156 | WON-LOST RECORD | | WINNING PCT. RANK | | LAST 10 GAMES | | STRENGTH OF SCHEDULE | | OPP. STRENGTH OF SCHEDULE | | TEAM RPI | | ADJ RPI | | CONF. RPI | | ADJ CONF. RPI | | | | | | | |
| Average RPI Loss: | | 67 | | | | | | | | | | | | | | | | | | | | | | | | |
| DIV. I ONLY | | | 13- 9 | | .59091 120 | | 5- 5 | | 88 | | 65 | | 82 | | .56759 76 | | 11 | | 11 | | | | | | | |
| DIV. I NON-CONF. | | | 9- 4 | | .69231 75 | | 1- 0 | | 54 | | 49 | | 46 | | .61525 44 | | 9 | | 9 | | | | | | | |
| TOTALS | | RPI 1-25 | | RPI 26-50 | | W-L RECORDS | | RPI 51-100 | | RPI 101-150 | | RPI 150+ | | | | | | | | | | | | | | |
| 13- 9 | | 0- 2 | | 2- 4 | | OVERALL | | 2- 2 | | 1- 0 | | 8- 1 | | | | | | | | | | | | | | |
| 5- 4 | | 0- 0 | | 2- 3 | | HOME | | 0- 1 | | 1- 0 | | 2- 0 | | | | | | | | | | | | | | |
| 3- 5 | | 0- 2 | | 0- 1 | | AWAY | | 0- 1 | | 0- 0 | | 3- 1 | | | | | | | | | | | | | | |
| 5- 0 | | 0- 0 | | 0- 0 | | NEUTRAL | | 2- 0 | | 0- 0 | | 3- 0 | | | | | | | | | | | | | | |
| 9- 4 | | 0- 2 | | 2- 1 | | NON-CONFERENCE | | 2- 1 | | 0- 0 | | 5- 0 | | | | | | | | | | | | | | |
| 3- 1 | | 0- 0 | | 2- 1 | | HOME | | 0- 0 | | 0- 0 | | 1- 0 | | | | | | | | | | | | | | |
| 1- 3 | | 0- 2 | | 0- 0 | | AWAY | | 0- 1 | | 0- 0 | | 1- 0 | | | | | | | | | | | | | | |
| 5- 0 | | 0- 0 | | 0- 0 | | NEUTRAL | | 2- 0 | | 0- 0 | | 3- 0 | | | | | | | | | | | | | | |
| 4- 5 | | 0- 0 | | 0- 3 | | CONFERENCE | | 0- 1 | | 1- 0 | | 3- 1 | | | | | | | | | | | | | | |
| 2- 3 | | 0- 0 | | 0- 2 | | HOME | | 0- 1 | | 1- 0 | | 1- 0 | | | | | | | | | | | | | | |
| 2- 2 | | 0- 0 | | 0- 1 | | AWAY | | 0- 0 | | 0- 0 | | 2- 1 | | | | | | | | | | | | | | |
| 0- 0 | | 0- 0 | | 0- 0 | | NEUTRAL | | 0- 0 | | 0- 0 | | 0- 0 | | | | | | | | | | | | | | |
| RPI | S | Opponent | | Score | | RPI | S | Opponent | | Score | | RPI | S | Opponent | | Score | | | | | | | | | | |
| 5 | A | San Diego | | 0 | 3 | 31 | H | Baylor | | 3 | 0 | 64 | H | Cal Poly | | 0 | 3 | 145 | H | UC Davis | 3 | 1 | | | | |
| 25 | A | UNLV | | 0 | 3 | 34 | H | Hawaii | | 0 | 3 | 71 | A | San Diego St. | | 0 | 3 | 151 | A | CSUN | 3 | 1 | | | | |
| | | | | | | 42 | H | Pittsburgh | | 1 | 3 | 73 | N | New Mexico St. | | 3 | 2 | 151 | H | CSUN | 3 | 1 | | | | |
| | | | | | | 46 | A | Long Beach St. | | 0 | 3 | 98 | N | Albany (NY) | | 3 | 1 | 176 | N | San Jose St. | 3 | 0 | | | | |
| | | | | | | 46 | H | Long Beach St. | | 2 | 3 | | | | | | | | | | | 187 | N | St. John's (NY) | 3 | 1 |
| | | | | | | 50 | H | Colorado St. | | 3 | 0 | | | | | | | | | | | 190 | H | CSU Bakersfield | 3 | 0 |
| | | | | | | | | | | | | | | | | | | | | | | 249 | N | Brown | 3 | 0 |
| | | | | | | | | | | | | | | | | | | | | | | 251 | A | San Francisco | 3 | 0 |
| | | | | | | | | | | | | | | | | | | | | | | 268 | A | UC Riverside | 1 | 3 |
| | | | | | | | | | | | | | | | | | | | | | | 278 | A | Cal St. Fullerton | 3 | 1 |
| | | | | | | | | | | | | | | | | | | | | | | | | | | |
| | | | | | | LAST 10 GAMES | | | | | | | | | | | | | | | | | | | | |
| | | | | | | 151 H CSUN | | | | | | 3 | 1 | 145 H UC Davis | | | | | | 3 | 1 | | | | | |
| | | | | | | 46 H Long Beach St. | | | | | | 2 | 3 | 46 A Long Beach St. | | | | | | 0 | 3 | | | | | |
| | | | | | | 278 A Cal St. Fullerton | | | | | | 3 | 1 | 151 A CSUN | | | | | | 3 | 1 | | | | | |
| | | | | | | 268 A UC Riverside | | | | | | 1 | 3 | 34 H Hawaii | | | | | | 0 | 3 | | | | | |
| | | | | | | 64 H Cal Poly | | | | | | 0 | 3 | 176 N San Jose St. | | | | | | 3 | 0 | | | | | |

Non-Div. I Games:

UC Santa Barbara

| Average RPI Win: | | 196 | WON-LOST RECORD | | WINNING PCT. RANK | | LAST 10 GAMES | | STRENGTH OF SCHEDULE | | OPP. STRENGTH OF SCHEDULE | | TEAM RPI | | ADJ RPI | | CONF. RPI | | ADJ CONF. RPI | |
|------------------|-------------|----------|-----------------|-----------|-------------------|----------------|---------------|------------|----------------------|-------------|---------------------------|----------|----------|--|-----------|------------------|-----------|-------|---------------|--|
| DIV. I ONLY | | | 17- 7 | | .70833 58 | | 9- 1 | | 139 | | 118 | | 77 | | .56755 77 | | 22 | | 22 | |
| DIV. I NON-CONF. | | | 8- 6 | | .57143 137 | | 0- 0 | | 68 | | 54 | | 74 | | .57133 74 | | 19 | | 19 | |
| TOTALS | | RPI 1-25 | | RPI 26-50 | | W-L RECORDS | | RPI 51-100 | | RPI 101-150 | | RPI 150+ | | | | | | | | |
| 17- 7 | | 0- 1 | | 1- 2 | | OVERALL | | 4- 4 | | 0- 0 | | 12- 0 | | | | | | | | |
| 6- 2 | | 0- 0 | | 0- 0 | | HOME | | 0- 2 | | 0- 0 | | 6- 0 | | | | | | | | |
| 7- 3 | | 0- 0 | | 1- 1 | | AWAY | | 2- 2 | | 0- 0 | | 4- 0 | | | | | | | | |
| 4- 2 | | 0- 1 | | 0- 1 | | NEUTRAL | | 2- 0 | | 0- 0 | | 2- 0 | | | | | | | | |
| 8- 6 | | 0- 1 | | 0- 2 | | NON-CONFERENCE | | 4- 3 | | 0- 0 | | 4- 0 | | | | | | | | |
| 2- 2 | | 0- 0 | | 0- 0 | | HOME | | 0- 2 | | 0- 0 | | 2- 0 | | | | | | | | |
| 2- 2 | | 0- 0 | | 0- 1 | | AWAY | | 2- 1 | | 0- 0 | | 0- 0 | | | | | | | | |
| 4- 2 | | 0- 1 | | 0- 1 | | NEUTRAL | | 2- 0 | | 0- 0 | | 2- 0 | | | | | | | | |
| 9- 1 | | 0- 0 | | 1- 0 | | CONFERENCE | | 0- 1 | | 0- 0 | | 8- 0 | | | | | | | | |
| 4- 0 | | 0- 0 | | 0- 0 | | HOME | | 0- 0 | | 0- 0 | | 4- 0 | | | | | | | | |
| 5- 1 | | 0- 0 | | 1- 0 | | AWAY | | 0- 1 | | 0- 0 | | 4- 0 | | | | | | | | |
| 0- 0 | | 0- 0 | | 0- 0 | | NEUTRAL | | 0- 0 | | 0- 0 | | 0- 0 | | | | | | | | |
| RPI S | Opponent | | Score | | RPI S | Opponent | | Score | | RPI S | Opponent | | Score | | RPI S | Opponent | | Score | | |
| 21 N | Western Ky. | | 1 3 | | 30 A | TCU | | 2 3 | | 51 H | Missouri St. | | 1 3 | | 167 N | IUPUI | | 3 0 | | |
| | | | | | 38 A | Coastal Caro. | | 3 2 | | 58 A | Indiana | | 3 1 | | 173 H | South Ala. | | 3 0 | | |
| | | | | | 41 N | Cleveland St. | | 1 3 | | 64 N | Cal Poly | | 3 2 | | 180 A | UT Arlington | | 3 0 | | |
| | | | | | | | | | | 72 A | Texas St. | | 1 3 | | 239 N | Northwestern St. | | 3 0 | | |
| | | | | | | | | | | 79 H | Tulsa | | 0 3 | | 255 H | Central Ark. | | 3 0 | | |
| | | | | | | | | | | 86 N | North Carolina St. | | 3 0 | | 264 H | UT Martin | | 3 0 | | |
| | | | | | | | | | | 96 A | Ole Miss | | 1 3 | | 281 A | La.-Monroe | | 3 0 | | |
| | | | | | | | | | | 100 A | Saint Louis | | 3 1 | | 281 H | La.-Monroe | | 3 0 | | |
| | | | | | | | | | | | | | | | 282 A | UL Lafayette | | 3 0 | | |
| | | | | | | | | | | | | | | | 282 H | UL Lafayette | | 3 0 | | |
| | | | | | | | | | | | | | | | 293 H | Troy | | 3 0 | | |
| | | | | | | | | | | | | | | | 295 A | Appalachian St. | | 3 0 | | |
| LAST 10 GAMES | | | | | | | | | | | | | | | | | | | | |
| | | | | | 293 H | Troy | | 3 0 | | 72 A | Texas St. | | 1 3 | | | | | | | |
| | | | | | 173 H | South Ala. | | 3 0 | | 282 H | UL Lafayette | | 3 0 | | | | | | | |
| | | | | | 281 A | La.-Monroe | | 3 0 | | 281 H | La.-Monroe | | 3 0 | | | | | | | |
| | | | | | 282 A | UL Lafayette | | 3 0 | | 38 A | Coastal Caro. | | 3 2 | | | | | | | |
| | | | | | 180 A | UT Arlington | | 3 0 | | 295 A | Appalachian St. | | 3 0 | | | | | | | |

Non-Div. I Games:

Arkansas St.

| Average RPI Win: | | 193 | WON-LOST RECORD | | WINNING PCT. RANK | | LAST 10 GAMES | | STRENGTH OF SCHEDULE | | OPP. STRENGTH OF SCHEDULE | | TEAM RPI | | ADJ RPI | | CONF. RPI | | ADJ CONF. RPI | | | | |
|------------------|---|------------|-----------------|-----------|-------------------|---------------|---------------|----------------|----------------------|------------|---------------------------|-----|----------|--------------------|-----------|-------|-----------|----------|---------------|-------------------|--|-------|--|
| DIV. I ONLY | | | 14- 10 | | .58333 135 | | 5- 5 | | 43 | | 193 | | 76 | | .56716 78 | | 10 | | 10 | | | | |
| DIV. I NON-CONF. | | | 8- 5 | | .61538 120 | | 0- 0 | | 91 | | 254 | | 98 | | .54996 98 | | 12 | | 12 | | | | |
| TOTALS | | RPI 1-25 | | RPI 26-50 | | | | W-L RECORDS | | RPI 51-100 | | | | RPI 101-150 | | | | RPI 150+ | | | | | |
| 14- 10 | | 0- 1 | | 0- 0 | | | | OVERALL | | 2- 7 | | | | 1- 1 | | | | 11- 1 | | | | | |
| 8- 2 | | 0- 1 | | 0- 0 | | | | HOME | | 2- 1 | | | | 1- 0 | | | | 5- 0 | | | | | |
| 3- 5 | | 0- 0 | | 0- 0 | | | | AWAY | | 0- 3 | | | | 0- 1 | | | | 3- 1 | | | | | |
| 3- 3 | | 0- 0 | | 0- 0 | | | | NEUTRAL | | 0- 3 | | | | 0- 0 | | | | 3- 0 | | | | | |
| 8- 5 | | 0- 1 | | 0- 0 | | | | NON-CONFERENCE | | 0- 3 | | | | 0- 0 | | | | 8- 1 | | | | | |
| 3- 1 | | 0- 1 | | 0- 0 | | | | HOME | | 0- 0 | | | | 0- 0 | | | | 3- 0 | | | | | |
| 2- 1 | | 0- 0 | | 0- 0 | | | | AWAY | | 0- 0 | | | | 0- 0 | | | | 2- 1 | | | | | |
| 3- 3 | | 0- 0 | | 0- 0 | | | | NEUTRAL | | 0- 3 | | | | 0- 0 | | | | 3- 0 | | | | | |
| 6- 5 | | 0- 0 | | 0- 0 | | | | CONFERENCE | | 2- 4 | | | | 1- 1 | | | | 3- 0 | | | | | |
| 5- 1 | | 0- 0 | | 0- 0 | | | | HOME | | 2- 1 | | | | 1- 0 | | | | 2- 0 | | | | | |
| 1- 4 | | 0- 0 | | 0- 0 | | | | AWAY | | 0- 3 | | | | 0- 1 | | | | 1- 0 | | | | | |
| 0- 0 | | 0- 0 | | 0- 0 | | | | NEUTRAL | | 0- 0 | | | | 0- 0 | | | | 0- 0 | | | | | |
| RPI | S | Opponent | | Score | | RPI | S | Opponent | | Score | | RPI | S | Opponent | | Score | | RPI | S | Opponent | | Score | |
| 7 | H | Washington | | 0 3 | | | | | | | | 62 | N | Villanova | | 0 3 | | 108 | H | UNCW | | 3 1 | |
| | | | | | | | | | | | | 67 | A | Hofstra | | 0 3 | | 142 | A | Delaware | | 2 3 | |
| | | | | | | | | | | | | 67 | H | Hofstra | | 3 1 | | 166 | A | Fairfield | | 1 3 | |
| | | | | | | | | | | | | 68 | H | Col. of Charleston | | 1 3 | | 177 | A | Elon | | 3 1 | |
| | | | | | | | | | | | | 69 | N | Northern Ill. | | 0 3 | | 177 | H | Elon | | 3 1 | |
| | | | | | | | | | | | | 80 | A | Northeastern | | 1 3 | | 182 | N | Sacred Heart | | 3 1 | |
| | | | | | | | | | | | | 80 | H | Northeastern | | 3 1 | | 186 | N | Colgate | | 3 0 | |
| | | | | | | | | | | | | 87 | A | Towson | | 0 3 | | 203 | H | William & Mary | | 3 0 | |
| | | | | | | | | | | | | 91 | N | Tennessee | | 0 3 | | 214 | A | Cornell | | 3 0 | |
| | | | | | | | | | | | | | | | | | | 229 | N | Marist | | 3 1 | |
| | | | | | | | | | | | | | | | | | | 235 | H | Georgia St. | | 3 1 | |
| | | | | | | | | | | | | | | | | | | 241 | A | George Washington | | 3 1 | |
| | | | | | | | | | | | | | | | | | | 276 | H | Holy Cross | | 3 0 | |
| | | | | | | | | | | | | | | | | | | 327 | H | N.C. Central | | 3 0 | |
| | | | | | | LAST 10 GAMES | | | | | | | | | | | | | | | | | |
| | | | | | | | | | | | | | | | | | | | | | | | |
| | | | | | | | | | | | | | | | | | | | | | | | |
| | | | | | | | | | | | | | | | | | | | | | | | |
| | | | | | | | | | | | | | | | | | | | | | | | |
| | | | | | | | | | | | | | | | | | | | | | | | |
| | | | | | | | | | | | | | | | | | | | | | | | |
| | | | | | | | | | | | | | | | | | | | | | | | |
| | | | | | | | | | | | | | | | | | | | | | | | |
| | | | | | | | | | | | | | | | | | | | | | | | |
| | | | | | | | | | | | | | | | | | | | | | | | |
| | | | | | | | | | | | | | | | | | | | | | | | |
| | | | | | | | | | | | | | | | | | | | | | | | |
| | | | | | | | | | | | | | | | | | | | | | | | |
| | | | | | | | | | | | | | | | | | | | | | | | |
| | | | | | | | | | | | | | | | | | | | | | | | |
| | | | | | | | | | | | | | | | | | | | | | | | |
| | | | | | | | | | | | | | | | | | | | | | | | |
| | | | | | | | | | | | | | | | | | | | | | | | |
| | | | | | | | | | | | | | | | | | | | | | | | |
| | | | | | | | | | | | | | | | | | | | | | | | |
| | | | | | | | | | | | | | | | | | | | | | | | |
| | | | | | | | | | | | | | | | | | | | | | | | |
| | | | | | | | | | | | | | | | | | | | | | | | |
| | | | | | | | | | | | | | | | | | | | | | | | |
| | | | | | | | | | | | | | | | | | | | | | | | |
| | | | | | | | | | | | | | | | | | | | | | | | |
| | | | | | | | | | | | | | | | | | | | | | | | |

Non-Div. I Games:

James Madison

| Average RPI Win: | | 184 | WON-LOST RECORD | | WINNING PCT. RANK | | LAST 10 GAMES | | STRENGTH OF SCHEDULE | | OPP. STRENGTH OF SCHEDULE | | TEAM RPI | | ADJ RPI | | CONF. RPI | | ADJ CONF. RPI | | | | | |
|------------------|---|----------------|-----------------|-----------|-------------------|----------------|---------------|-------------------------|----------------------|-------------|---------------------------|----------|----------|--------------------|---------|-------|-----------|--|---------------|--|----|--|----|--|
| DIV. I ONLY | | | 18- 6 | | .75 | | 42 | | 8- 2 | | 167 | | 129 | | 78 | | .56595 | | 80 | | 10 | | 10 | |
| DIV. I NON-CONF. | | | 10- 4 | | .71429 | | 70 | | 0- 0 | | 250 | | 186 | | 139 | | .52262 | | 139 | | 12 | | 12 | |
| TOTALS | | RPI 1-25 | | RPI 26-50 | | W-L RECORDS | | RPI 51-100 | | RPI 101-150 | | RPI 150+ | | | | | | | | | | | | |
| 18- 6 | | 0- 1 | | 0- 0 | | OVERALL | | 3- 2 | | 3- 1 | | 12- 2 | | | | | | | | | | | | |
| 9- 0 | | 0- 0 | | 0- 0 | | HOME | | 3- 0 | | 1- 0 | | 5- 0 | | | | | | | | | | | | |
| 7- 3 | | 0- 0 | | 0- 0 | | AWAY | | 0- 2 | | 1- 0 | | 6- 1 | | | | | | | | | | | | |
| 2- 3 | | 0- 1 | | 0- 0 | | NEUTRAL | | 0- 0 | | 1- 1 | | 1- 1 | | | | | | | | | | | | |
| 10- 4 | | 0- 1 | | 0- 0 | | NON-CONFERENCE | | 0- 0 | | 1- 1 | | 9- 2 | | | | | | | | | | | | |
| 3- 0 | | 0- 0 | | 0- 0 | | HOME | | 0- 0 | | 0- 0 | | 3- 0 | | | | | | | | | | | | |
| 5- 1 | | 0- 0 | | 0- 0 | | AWAY | | 0- 0 | | 0- 0 | | 5- 1 | | | | | | | | | | | | |
| 2- 3 | | 0- 1 | | 0- 0 | | NEUTRAL | | 0- 0 | | 1- 1 | | 1- 1 | | | | | | | | | | | | |
| 8- 2 | | 0- 0 | | 0- 0 | | CONFERENCE | | 3- 2 | | 2- 0 | | 3- 0 | | | | | | | | | | | | |
| 6- 0 | | 0- 0 | | 0- 0 | | HOME | | 3- 0 | | 1- 0 | | 2- 0 | | | | | | | | | | | | |
| 2- 2 | | 0- 0 | | 0- 0 | | AWAY | | 0- 2 | | 1- 0 | | 1- 0 | | | | | | | | | | | | |
| 0- 0 | | 0- 0 | | 0- 0 | | NEUTRAL | | 0- 0 | | 0- 0 | | 0- 0 | | | | | | | | | | | | |
| RPI | S | Opponent | | Score | | RPI | S | Opponent | | Score | | RPI | S | Opponent | | Score | | | | | | | | |
| 23 | N | Washington St. | | 0 3 | | | | | | | | 108 | A | UNCW | | 3 1 | | | | | | | | |
| | | | | | | | | 67 H Hofstra | | 3 0 | | 132 | N | California | | 2 3 | | | | | | | | |
| | | | | | | | | 68 A Col. of Charleston | | 0 3 | | 134 | N | North Florida | | 3 1 | | | | | | | | |
| | | | | | | | | 78 A James Madison | | 1 3 | | 142 | H | Delaware | | 3 0 | | | | | | | | |
| | | | | | | | | 78 H James Madison | | 3 1 | | 156 | A | UC Irvine | | 1 3 | | | | | | | | |
| | | | | | | | | 87 H Towson | | 3 2 | | 163 | A | Fla. Atlantic | | 3 1 | | | | | | | | |
| | | | | | | | | | | | | 177 | H | Elon | | 3 2 | | | | | | | | |
| | | | | | | | | | | | | 189 | A | New Hampshire | | 3 1 | | | | | | | | |
| | | | | | | | | | | | | 196 | N | Drake | | 1 3 | | | | | | | | |
| | | | | | | | | | | | | 203 | A | William & Mary | | 3 2 | | | | | | | | |
| | | | | | | | | | | | | 203 | H | William & Mary | | 3 0 | | | | | | | | |
| | | | | | | | | | | | | 205 | H | Binghamton | | 3 0 | | | | | | | | |
| | | | | | | | | | | | | 218 | A | Harvard | | 3 1 | | | | | | | | |
| | | | | | | | | | | | | 230 | A | Boston College | | 3 0 | | | | | | | | |
| | | | | | | | | | | | | 257 | H | Fordham | | 3 1 | | | | | | | | |
| | | | | | | | | | | | | 270 | A | UMass Lowell | | 3 0 | | | | | | | | |
| | | | | | | | | | | | | 290 | N | Bethune-Cookman | | 3 0 | | | | | | | | |
| | | | | | | | | | | | | 297 | H | Presbyterian | | 3 0 | | | | | | | | |
| | | | | | | LAST 10 GAMES | | | | | | | | | | | | | | | | | | |
| | | | | | | 203 | A | William & Mary | | 3 2 | | 177 | H | Elon | | 3 2 | | | | | | | | |
| | | | | | | 78 | A | James Madison | | 1 3 | | 78 | H | James Madison | | 3 1 | | | | | | | | |
| | | | | | | 67 | H | Hofstra | | 3 0 | | 203 | H | William & Mary | | 3 0 | | | | | | | | |
| | | | | | | 142 | H | Delaware | | 3 0 | | 68 | A | Col. of Charleston | | 0 3 | | | | | | | | |
| | | | | | | 87 | H | Towson | | 3 2 | | 108 | A | UNCW | | 3 1 | | | | | | | | |

Non-Div. I Games:

Northeastern

| Average RPI Win: | | 204 | WON-LOST RECORD | | WINNING PCT. RANK | | LAST 10 GAMES | | STRENGTH OF SCHEDULE | | OPP. STRENGTH OF SCHEDULE | | TEAM RPI | | ADJ RPI | | CONF. RPI | | ADJ CONF. RPI | |
|------------------|---|----------|-----------------|-----------|-------------------|----------------|---------------|------------|----------------------|-------------|---------------------------|----------|----------|--------------------|---------|--------|-----------|--|---------------|--|
| DIV. I ONLY | | | 14- 6 | | .7 61 | | 4- 6 | | 144 | | 99 | | 80 | | .56461 | | 81 | | 4 | |
| DIV. I NON-CONF. | | | 12- 0 | | 1 1 | | 2- 0 | | 284 | | 214 | | 68 | | .5749 | | 68 | | 5 | |
| TOTALS | | RPI 1-25 | | RPI 26-50 | | W-L RECORDS | | RPI 51-100 | | RPI 101-150 | | RPI 150+ | | | | | | | | |
| 14- 6 | | 0- 4 | | 0- 1 | | OVERALL | | 2- 0 | | 1- 1 | | 11- 0 | | | | | | | | |
| 7- 2 | | 0- 2 | | 0- 0 | | HOME | | 1- 0 | | 0- 0 | | 6- 0 | | | | | | | | |
| 3- 4 | | 0- 2 | | 0- 1 | | AWAY | | 1- 0 | | 1- 1 | | 1- 0 | | | | | | | | |
| 4- 0 | | 0- 0 | | 0- 0 | | NEUTRAL | | 0- 0 | | 0- 0 | | 4- 0 | | | | | | | | |
| 12- 0 | | 0- 0 | | 0- 0 | | NON-CONFERENCE | | 1- 0 | | 0- 0 | | 11- 0 | | | | | | | | |
| 6- 0 | | 0- 0 | | 0- 0 | | HOME | | 0- 0 | | 0- 0 | | 6- 0 | | | | | | | | |
| 2- 0 | | 0- 0 | | 0- 0 | | AWAY | | 1- 0 | | 0- 0 | | 1- 0 | | | | | | | | |
| 4- 0 | | 0- 0 | | 0- 0 | | NEUTRAL | | 0- 0 | | 0- 0 | | 4- 0 | | | | | | | | |
| 2- 6 | | 0- 4 | | 0- 1 | | CONFERENCE | | 1- 0 | | 1- 1 | | 0- 0 | | | | | | | | |
| 1- 2 | | 0- 2 | | 0- 0 | | HOME | | 1- 0 | | 0- 0 | | 0- 0 | | | | | | | | |
| 1- 4 | | 0- 2 | | 0- 1 | | AWAY | | 0- 0 | | 1- 1 | | 0- 0 | | | | | | | | |
| 0- 0 | | 0- 0 | | 0- 0 | | NEUTRAL | | 0- 0 | | 0- 0 | | 0- 0 | | | | | | | | |
| RPI | S | Opponent | | Score | | RPI | S | Opponent | | Score | | RPI | S | Opponent | | Score | | | | |
| 8 | H | Florida | | 0 3 | | 39 | A | Texas A&M | | 0 3 | | 68 | A | Col. of Charleston | | 3 0 | | | | |
| 15 | A | Kentucky | | 0 3 | | | | | | | | 91 | H | Tennessee | | 3 2 | | | | |
| 15 | H | Kentucky | | 1 3 | | | | | | | | | | | | | | | | |
| 16 | A | Missouri | | 0 3 | | | | | | | | | | | | | | | | |
| | | | | | | | | | | | | | | | | | | | | |
| | | | | | | | | | | | | | | | | | | | | |
| | | | | | | | | | | | | | | | | | | | | |
| | | | | | | | | | | | | | | | | | | | | |
| | | | | | | | | | | | | | | | | | | | | |
| | | | | | | | | | | | | | | | | | | | | |
| | | | | | | | | | | | | | | | | | | | | |
| | | | | | | | | | | | | | | | | | | | | |
| | | | | | | | | | | | | | | | | | | | | |
| | | | | | | | | | | | | | | | | | | | | |
| | | | | | | | | | | | | | | | | | | | | |
| | | | | | | | | | | | | | | | | | | | | |
| | | | | | | | | | | | | | | | | | | | | |
| | | | | | | | | | | | | | | | | | | | | |
| | | | | | | | | | | | | | | | | | | | | |
| | | | | | | | | | | | | | | | | | | | | |
| | | | | | | | | | | | | | | | | | | | | |
| | | | | | | | | | | | | | | | | | | | | |
| | | | | | | | | | | | | | | | | | | | | |
| | | | | | | | | | | | | | | | | | | | | |
| | | | | | | | | | | | | | | | | | | | | |
| | | | | | | | | | | | | | | | | | | | | |
| | | | | | | | | | | | | | | | | | | | | |
| | | | | | | | | | | | | | | | | | | | | |
| | | | | | | | | | | | | | | | | | | | | |
| | | | | | | | | | | | | | | | | | | | | |
| | | | | | | | | | | | | | | | | | | | | |
| | | | | | | | | | | | | | | | | | | | | |
| | | | | | | | | | | | | | | | | | | | | |
| | | | | | | | | | | | | | | | | | | | | |
| | | | | | | | | | | | | | | | | | | | | |
| | | | | | | | | | | | | | | | | | | | | |
| | | | | | | | | | | | | | | | | | | | | |
| | | | | | | | | | | | | | | | | | | | | |
| | | | | | | | | | | | | | | | | | | | | |
| | | | | | | | | | | | | | | | | | | | | |
| | | | | | | | | | | | | | | | | | | | | |
| | | | | | | | | | | | | | | | | | | | | |
| | | | | | | | | | | | | | | | | | | | | |
| | | | | | | | | | | | | | | | | | | | | |
| | | | | | | | | | | | | | | | | | | | | |
| | | | | | | | | | | | | | | | | | | | | |
| | | | | | | | | | | | | | | | | | | | | |
| | | | | | | | | | | | | | | | | | | | | |
| | | | | | | | | | | | | | | | | | | | | |
| | | | | | | | | | | | | | | | | | | | | |

Non-Div. I Games:

South Carolina

| Average RPI Win: | 198 | WON-LOST RECORD | WINNING PCT. RANK | LAST 10 GAMES | STRENGTH OF SCHEDULE | OPP. STRENGTH OF SCHEDULE | TEAM RPI | ADJ RPI | CONF. RPI | ADJ CONF. RPI | | |
|------------------|----------|-----------------|-------------------|----------------|----------------------|---------------------------|----------|-------------|-----------|---------------------|-------|----|
| DIV. I ONLY | | 14- 3 | .82353 | 18 | 10- 0 | 240 | 113 | 81 | .56277 | 82 | 20 | 20 |
| DIV. I NON-CONF. | | 6- 3 | .66667 | 85 | 2- 0 | 262 | 40 | 144 | .51804 | 144 | 21 | 21 |
| <hr/> | | | | | | | | | | | | |
| TOTALS | RPI 1-25 | RPI 26-50 | | W-L RECORDS | | RPI 51-100 | | RPI 101-150 | | RPI 150+ | | |
| 14- 3 | 0- 0 | 0- 0 | | OVERALL | | 0- 3 | | 2- 0 | | 12- 0 | | |
| 5- 0 | 0- 0 | 0- 0 | | HOME | | 0- 0 | | 1- 0 | | 4- 0 | | |
| 6- 0 | 0- 0 | 0- 0 | | AWAY | | 0- 0 | | 0- 0 | | 6- 0 | | |
| 3- 3 | 0- 0 | 0- 0 | | NEUTRAL | | 0- 3 | | 1- 0 | | 2- 0 | | |
| 6- 3 | 0- 0 | 0- 0 | | NON-CONFERENCE | | 0- 3 | | 1- 0 | | 5- 0 | | |
| 0- 0 | 0- 0 | 0- 0 | | HOME | | 0- 0 | | 0- 0 | | 0- 0 | | |
| 3- 0 | 0- 0 | 0- 0 | | AWAY | | 0- 0 | | 0- 0 | | 3- 0 | | |
| 3- 3 | 0- 0 | 0- 0 | | NEUTRAL | | 0- 3 | | 1- 0 | | 2- 0 | | |
| 8- 0 | 0- 0 | 0- 0 | | CONFERENCE | | 0- 0 | | 1- 0 | | 7- 0 | | |
| 5- 0 | 0- 0 | 0- 0 | | HOME | | 0- 0 | | 1- 0 | | 4- 0 | | |
| 3- 0 | 0- 0 | 0- 0 | | AWAY | | 0- 0 | | 0- 0 | | 3- 0 | | |
| 0- 0 | 0- 0 | 0- 0 | | NEUTRAL | | 0- 0 | | 0- 0 | | 0- 0 | | |
| RPI | S | Opponent | Score | RPI | S | Opponent | Score | RPI | S | Opponent | Score | |
| | | | | | | | | | | | | |
| | | | | | | 58 N Indiana | 0 3 | | | 124 H Yale | 3 0 | |
| | | | | | | 87 N Towson | 0 3 | | | 143 N Seattle | 3 1 | |
| | | | | | | 97 N Maryland | 2 3 | | | 155 N Seton Hall | 3 1 | |
| | | | | | | | | | | 175 A Columbia | 3 0 | |
| | | | | | | | | | | 179 N Campbell | 3 1 | |
| | | | | | | | | | | 195 A Rutgers | 3 0 | |
| | | | | | | | | | | 204 A Penn | 3 2 | |
| | | | | | | | | | | 204 H Penn | 3 0 | |
| | | | | | | | | | | 214 A Cornell | 3 0 | |
| | | | | | | | | | | 218 H Harvard | 3 0 | |
| | | | | | | | | | | 222 A Georgetown | 3 2 | |
| | | | | | | | | | | 242 H Dartmouth | 3 0 | |
| | | | | | | | | | | 249 H Brown | 3 0 | |
| | | | | | | | | | | 251 A San Francisco | 3 0 | |
| | | | | | | | | | | | | |
| | | | | | | | | | | | | |
| | | | | | | | | | | | | |
| | | | | | | | | | | | | |
| | | | | | | | | | | | | |
| | | | | | | | | | | | | |
| | | | | | | | | | | | | |
| | | | | | | | | | | | | |
| | | | | | | | | | | | | |
| | | | | | | | | | | | | |
| | | | | | | | | | | | | |
| | | | | | | | | | | | | |
| | | | | | | | | | | | | |
| | | | | | | | | | | | | |
| | | | | | | | | | | | | |
| | | | | | | | | | | | | |
| | | | | | | | | | | | | |
| | | | | | | | | | | | | |
| | | | | | | | | | | | | |
| | | | | | | | | | | | | |
| | | | | | | | | | | | | |
| | | | | | | | | | | | | |
| | | | | | | | | | | | | |
| | | | | | | | | | | | | |
| | | | | | | | | | | | | |
| | | | | | | | | | | | | |
| | | | | | | | | | | | | |
| | | | | | | | | | | | | |
| | | | | | | | | | | | | |
| | | | | | | | | | | | | |
| | | | | | | | | | | | | |
| | | | | | | | | | | | | |
| | | | | | | | | | | | | |
| | | | | | | | | | | | | |
| | | | | | | | | | | | | |
| | | | | | | | | | | | | |
| | | | | | | | | | | | | |
| | | | | | | | | | | | | |
| | | | | | | | | | | | | |
| | | | | | | | | | | | | |
| | | | | | | | | | | | | |
| | | | | | | | | | | | | |
| | | | | | | | | | | | | |
| | | | | | | | | | | | | |
| | | | | | | | | | | | | |
| | | | | | | | | | | | | |
| | | | | | | | | | | | | |
| | | | | | | | | | | | | |
| | | | | | | | | | | | | |
| | | | | | | | | | | | | |
| | | | | | | | | | | | | |
| | | | | | | | | | | | | |
| | | | | | | | | | | | | |
| | | | | | | | | | | | | |
| | | | | | | | | | | | | |
| | | | | | | | | | | | | |
| | | | | | | | | | | | | |
| | | | | | | | | | | | | |
| | | | | | | | | | | | | |
| | | | | | | | | | | | | |
| | | | | | | | | | | | | |
| | | | | | | | | | | | | |
| | | | | | | </ | | | | | | |

Non-Div. I Games:

Princeton

| Average RPI Win: | | 174 | WON-LOST RECORD | | WINNING PCT. RANK | | LAST 10 GAMES | | STRENGTH OF SCHEDULE | | OPP. STRENGTH OF SCHEDULE | | TEAM RPI | | ADJ RPI | | CONF. RPI | | ADJ CONF. RPI | |
|------------------|----------------|----------|-----------------|-----------|-------------------|--------------------|---------------|------------|----------------------|-------------|---------------------------|----------|----------|---|------------|--------------------|-----------|-------|---------------|--|
| DIV. I ONLY | | | 13- 9 | | .59091 120 | | 7- 3 | | 93 | | 55 | | 83 | | .56122 83 | | 7 | | 7 | |
| DIV. I NON-CONF. | | | 7- 6 | | .53846 155 | | 1- 0 | | 124 | | 27 | | 117 | | .53831 115 | | 8 | | 8 | |
| TOTALS | | RPI 1-25 | | RPI 26-50 | | W-L RECORDS | | RPI 51-100 | | RPI 101-150 | | RPI 150+ | | | | | | | | |
| 13- 9 | | 0- 6 | | 0- 0 | | OVERALL | | 1- 1 | | 4- 2 | | 8- 0 | | | | | | | | |
| 7- 1 | | 0- 0 | | 0- 0 | | HOME | | 1- 1 | | 2- 0 | | 4- 0 | | | | | | | | |
| 4- 4 | | 0- 3 | | 0- 0 | | AWAY | | 0- 0 | | 2- 1 | | 2- 0 | | | | | | | | |
| 2- 4 | | 0- 3 | | 0- 0 | | NEUTRAL | | 0- 0 | | 0- 1 | | 2- 0 | | | | | | | | |
| 7- 6 | | 0- 5 | | 0- 0 | | NON-CONFERENCE | | 0- 0 | | 1- 1 | | 6- 0 | | | | | | | | |
| 4- 0 | | 0- 0 | | 0- 0 | | HOME | | 0- 0 | | 1- 0 | | 3- 0 | | | | | | | | |
| 1- 2 | | 0- 2 | | 0- 0 | | AWAY | | 0- 0 | | 0- 0 | | 1- 0 | | | | | | | | |
| 2- 4 | | 0- 3 | | 0- 0 | | NEUTRAL | | 0- 0 | | 0- 1 | | 2- 0 | | | | | | | | |
| 6- 3 | | 0- 1 | | 0- 0 | | CONFERENCE | | 1- 1 | | 3- 1 | | 2- 0 | | | | | | | | |
| 3- 1 | | 0- 0 | | 0- 0 | | HOME | | 1- 1 | | 1- 0 | | 1- 0 | | | | | | | | |
| 3- 2 | | 0- 1 | | 0- 0 | | AWAY | | 0- 0 | | 2- 1 | | 1- 0 | | | | | | | | |
| 0- 0 | | 0- 0 | | 0- 0 | | NEUTRAL | | 0- 0 | | 0- 0 | | 0- 0 | | | | | | | | |
| RPI S | Opponent | | Score | | RPI S | Opponent | | Score | | RPI S | Opponent | | Score | | RPI S | Opponent | | Score | | |
| 11 N | BYU | | 0 | 3 | | | | | | 71 H | San Diego St. | | 3 | 2 | 105 N | Oregon St. | | 0 | 3 | |
| 15 N | Kentucky | | 0 | 3 | | | | | | 94 H | Nevada | | 2 | 3 | 113 A | Fresno St. | | 2 | 3 | |
| 18 A | Purdue | | 0 | 3 | | | | | | | | | | | 113 H | Fresno St. | | 3 | 0 | |
| 23 N | Washington St. | | 1 | 3 | | | | | | | | | | | 130 A | Utah St. | | 3 | 0 | |
| 24 A | Ohio St. | | 0 | 3 | | | | | | | | | | | 148 A | New Mexico | | 3 | 0 | |
| 25 A | UNLV | | 1 | 3 | | | | | | | | | | | 150 H | Samford | | 3 | 0 | |
| | | | | | | | | | | | | | | | 151 H | CSUN | | 3 | 0 | |
| | | | | | | | | | | | | | | | 176 A | San Jose St. | | 3 | 0 | |
| | | | | | | | | | | | | | | | 176 H | San Jose St. | | 3 | 0 | |
| | | | | | | | | | | | | | | | 193 H | Eastern Wash. | | 3 | 0 | |
| | | | | | | | | | | | | | | | 217 A | Idaho | | 3 | 2 | |
| | | | | | | | | | | | | | | | 232 H | North Dakota St. | | 3 | 0 | |
| | | | | | | | | | | | | | | | 238 N | LIU Brooklyn | | 3 | 0 | |
| | | | | | | | | | | | | | | | 263 N | Tennessee Tech | | 3 | 0 | |
| LAST 10 GAMES | | | | | | | | | | | | | | | | | | | | |
| | | | | | | 176 A San Jose St. | | 3 | 0 | | 25 A UNLV | | 1 | 3 | | 130 A Utah St. | | 3 | 0 | |
| | | | | | | 113 A Fresno St. | | 2 | 3 | | 113 H Fresno St. | | 3 | 0 | | 176 H San Jose St. | | 3 | 0 | |
| | | | | | | 94 H Nevada | | 2 | 3 | | 263 N Tennessee Tech | | 3 | 0 | | | | | | |
| | | | | | | 71 H San Diego St. | | 3 | 2 | | | | | | | | | | | |
| | | | | | | 148 A New Mexico | | 3 | 0 | | | | | | | | | | | |

Non-Div. I Games:

Wyoming

| Average RPI Win: | 209 | WON-LOST | WINNING | LAST 10 | STRENGTH OF | OPP. STRENGTH | TEAM | ADJ | CONF. | ADJ CONF. | |
|-------------------|----------|-----------|---------------|----------------|-------------|---------------|------------------|-------------|-------|-------------------|-------|
| Average RPI Loss: | 78 | RECORD | PCT. RANK | GAMES | SCHEDULE | OF SCHEDULE | RPI | RPI | RPI | RPI | |
| DIV. I ONLY | 19- 4 | .82609 | 16 | 8- 2 | 231 | 175 | 84 | .561 | 84 | 25 | 25 |
| DIV. I NON-CONF. | 11- 3 | .78571 | 40 | 0- 1 | 163 | 93 | 65 | .57655 | 66 | 24 | 24 |
| <hr/> | | | | | | | | | | | |
| TOTALS | RPI 1-25 | RPI 26-50 | | W-L RECORDS | | RPI 51-100 | | RPI 101-150 | | RPI 150+ | |
| 19- 4 | 0- 0 | 0- 1 | | OVERALL | | 2- 2 | | 3- 0 | | 14- 1 | |
| 6- 1 | 0- 0 | 0- 1 | | HOME | | 0- 0 | | 1- 0 | | 5- 0 | |
| 6- 2 | 0- 0 | 0- 0 | | AWAY | | 2- 1 | | 0- 0 | | 4- 1 | |
| 7- 1 | 0- 0 | 0- 0 | | NEUTRAL | | 0- 1 | | 2- 0 | | 5- 0 | |
| <hr/> | | | | | | | | | | | |
| 11- 3 | 0- 0 | 0- 1 | | NON-CONFERENCE | | 2- 2 | | 3- 0 | | 6- 0 | |
| 2- 1 | 0- 0 | 0- 1 | | HOME | | 0- 0 | | 1- 0 | | 1- 0 | |
| 2- 1 | 0- 0 | 0- 0 | | AWAY | | 2- 1 | | 0- 0 | | 0- 0 | |
| 7- 1 | 0- 0 | 0- 0 | | NEUTRAL | | 0- 1 | | 2- 0 | | 5- 0 | |
| <hr/> | | | | | | | | | | | |
| 8- 1 | 0- 0 | 0- 0 | | CONFERENCE | | 0- 0 | | 0- 0 | | 8- 1 | |
| 4- 0 | 0- 0 | 0- 0 | | HOME | | 0- 0 | | 0- 0 | | 4- 0 | |
| 4- 1 | 0- 0 | 0- 0 | | AWAY | | 0- 0 | | 0- 0 | | 4- 1 | |
| 0- 0 | 0- 0 | 0- 0 | | NEUTRAL | | 0- 0 | | 0- 0 | | 0- 0 | |
| <hr/> | | | | | | | | | | | |
| RPI S | Opponent | Score | RPI S | Opponent | Score | RPI S | Opponent | Score | RPI S | Opponent | Score |
| | | | 49 H | Iowa St. | 0 3 | 52 N | Alabama | 1 3 | 105 N | Oregon St. | 3 1 |
| | | | | | | 57 A | Iowa | 0 3 | 122 N | Northern Colo. | 3 0 |
| | | | | | | 61 A | Pacific | 3 1 | 149 H | North Dakota | 3 1 |
| | | | | | | 79 A | Tulsa | 3 0 | 152 A | Denver | 0 3 |
| | | | | | | | | | 167 H | IUPUI | 3 0 |
| | | | | | | | | | 201 H | UMKC | 3 0 |
| | | | | | | | | | 219 N | Ball St. | 3 1 |
| | | | | | | | | | 224 H | Fort Wayne | 3 2 |
| | | | | | | | | | 232 H | North Dakota St. | 3 0 |
| | | | | | | | | | 244 A | Oral Roberts | 3 0 |
| | | | | | | | | | 244 H | Oral Roberts | 3 0 |
| | | | | | | | | | 248 N | Incarnate Word | 3 0 |
| | | | | | | | | | 258 N | Abilene Christian | 3 1 |
| | | | | | | | | | 265 N | Lamar University | 3 0 |
| | | | | | | | | | 265 N | Lamar University | 3 0 |
| | | | | | | | | | 283 A | Omaha | 3 1 |
| | | | | | | | | | 298 A | South Dakota St. | 3 0 |
| | | | | | | | | | 303 A | Western Ill. | 3 0 |
| <hr/> | | | | | | | | | | | |
| | | | LAST 10 GAMES | | | | | | | | |
| | | | 244 A | Oral Roberts | 3 0 | 167 H | IUPUI | 3 0 | | | |
| | | | 152 A | Denver | 0 3 | 298 A | South Dakota St. | 3 0 | | | |
| | | | 283 A | Omaha | 3 1 | 232 H | North Dakota St. | 3 0 | | | |
| | | | 49 H | Iowa St. | 0 3 | 244 H | Oral Roberts | 3 0 | | | |
| | | | 224 H | Fort Wayne | 3 2 | 303 A | Western Ill. | 3 0 | | | |

Non-Div. I Games:

South Dakota

R
i
c
e

Rice

| Average RPI Win: | | 167 | WON-LOST RECORD | | WINNING PCT. RANK | | LAST 10 GAMES | | STRENGTH OF SCHEDULE | | OPP. STRENGTH OF SCHEDULE | | TEAM RPI | | ADJ RPI | | CONF. RPI | | ADJ CONF. RPI | |
|------------------|---|----------------|-----------------|-----------|-------------------|----------------|---------------|--------------|----------------------|-------------|---------------------------|----------|----------|--------------|-----------|-------|-----------|--|---------------|--|
| DIV. I ONLY | | | 13- 9 | | .59091 120 | | 6- 4 | | 107 | | 60 | | 86 | | .55932 86 | | 8 | | 8 | |
| DIV. I NON-CONF. | | | 7- 5 | | .58333 127 | | 0- 0 | | 88 | | 85 | | 87 | | .56339 86 | | 6 | | 6 | |
| TOTALS | | RPI 1-25 | | RPI 26-50 | | W-L RECORDS | | RPI 51-100 | | RPI 101-150 | | RPI 150+ | | | | | | | | |
| 13- 9 | | 0- 1 | | 2- 4 | | OVERALL | | 0- 2 | | 3- 2 | | 8- 0 | | | | | | | | |
| 6- 4 | | 0- 1 | | 1- 1 | | HOME | | 0- 0 | | 2- 2 | | 3- 0 | | | | | | | | |
| 3- 4 | | 0- 0 | | 0- 3 | | AWAY | | 0- 1 | | 1- 0 | | 2- 0 | | | | | | | | |
| 4- 1 | | 0- 0 | | 1- 0 | | NEUTRAL | | 0- 1 | | 0- 0 | | 3- 0 | | | | | | | | |
| 7- 5 | | 0- 0 | | 2- 1 | | NON-CONFERENCE | | 0- 2 | | 1- 2 | | 4- 0 | | | | | | | | |
| 3- 2 | | 0- 0 | | 1- 0 | | HOME | | 0- 0 | | 1- 2 | | 1- 0 | | | | | | | | |
| 0- 2 | | 0- 0 | | 0- 1 | | AWAY | | 0- 1 | | 0- 0 | | 0- 0 | | | | | | | | |
| 4- 1 | | 0- 0 | | 1- 0 | | NEUTRAL | | 0- 1 | | 0- 0 | | 3- 0 | | | | | | | | |
| 6- 4 | | 0- 1 | | 0- 3 | | CONFERENCE | | 0- 0 | | 2- 0 | | 4- 0 | | | | | | | | |
| 3- 2 | | 0- 1 | | 0- 1 | | HOME | | 0- 0 | | 1- 0 | | 2- 0 | | | | | | | | |
| 3- 2 | | 0- 0 | | 0- 2 | | AWAY | | 0- 0 | | 1- 0 | | 2- 0 | | | | | | | | |
| 0- 0 | | 0- 0 | | 0- 0 | | NEUTRAL | | 0- 0 | | 0- 0 | | 0- 0 | | | | | | | | |
| RPI | S | Opponent | | Score | | RPI | S | Opponent | | Score | | RPI | S | Opponent | | Score | | | | |
| 9 | H | North Carolina | | 2 3 | | 27 | H | Florida St. | | 1 3 | | 77 | N | Arkansas St. | | 0 3 | | | | |
| | | | | | | 29 | A | Notre Dame | | 0 3 | | 96 | A | Ole Miss | | 2 3 | | | | |
| | | | | | | 30 | A | TCU | | 0 3 | | | | | | | | | | |
| | | | | | | 37 | N | Boise St. | | 3 1 | | | | | | | | | | |
| | | | | | | 43 | A | Georgia Tech | | 0 3 | | | | | | | | | | |
| | | | | | | 44 | H | SMU | | 3 2 | | | | | | | | | | |
| | | | | | | | | | | | | | | | | | | | | |
| | | | | | | | | | | | | | | | | | | | | |
| | | | | | | | | | | | | | | | | | | | | |
| | | | | | | | | | | | | | | | | | | | | |
| | | | | | | | | | | | | | | | | | | | | |
| | | | | | | | | | | | | | | | | | | | | |
| | | | | | | | | | | | | | | | | | | | | |
| | | | | | | | | | | | | | | | | | | | | |
| | | | | | | | | | | | | | | | | | | | | |
| | | | | | | | | | | | | | | | | | | | | |
| | | | | | | | | | | | | | | | | | | | | |
| | | | | | | | | | | | | | | | | | | | | |
| | | | | | | | | | | | | | | | | | | | | |
| | | | | | | | | | | | | | | | | | | | | |
| | | | | | | | | | | | | | | | | | | | | |
| | | | | | | | | | | | | | | | | | | | | |
| | | | | | | | | | | | | | | | | | | | | |
| | | | | | | | | | | | | | | | | | | | | |
| | | | | | | | | | | | | | | | | | | | | |
| | | | | | | | | | | | | | | | | | | | | |
| | | | | | | | | | | | | | | | | | | | | |
| | | | | | | | | | | | | | | | | | | | | |
| | | | | | | | | | | | | | | | | | | | | |
| | | | | | | | | | | | | | | | | | | | | |
| | | | | | | | | | | | | | | | | | | | | |
| | | | | | | | | | | | | | | | | | | | | |
| | | | | | | | | | | | | | | | | | | | | |
| | | | | | | | | | | | | | | | | | | | | |
| | | | | | | | | | | | | | | | | | | | | |
| | | | | | | | | | | | | | | | | | | | | |
| | | | | | | | | | | | | | | | | | | | | |
| | | | | | | | | | | | | | | | | | | | | |
| | | | | | | | | | | | | | | | | | | | | |
| | | | | | | | | | | | | | | | | | | | | |
| | | | | | | | | | | | | | | | | | | | | |
| | | | | | | | | | | | | | | | | | | | | |
| | | | | | | | | | | | | | | | | | | | | |
| | | | | | | | | | | | | | | | | | | | | |
| | | | | | | | | | | | | | | | | | | | | |
| | | | | | | | | | | | | | | | | | | | | |
| | | | | | | | | | | | | | | | | | | | | |
| | | | | | | | | | | | | | | | | | | | | |
| | | </ | | | | | | | | | | | | | | | | | | |

Non-Div. I Games:

North Carolina St.

| Average RPI Win: 189 | | WON-LOST | WINNING | LAST 10 | STRENGTH OF | | OPP. STRENGTH | TEAM | ADJ | | CONF. | ADJ CONF. |
|----------------------|----------|----------|-----------|------------|----------------|-------|---------------|-------|-------------|---------------|----------|-----------|
| Average RPI Loss: 84 | | RECORD | PCT. RANK | GAMES | SCHEDULE | | OF SCHEDULE | RPI | RPI | | RPI | RPI |
| DIV. I ONLY | | 15- 7 | .68182 | 72 | 6- 4 | | 151 | 109 | 88 | | 6 | 6 |
| DIV. I NON-CONF. | | 9- 3 | .75 | 50 | 0- 0 | | 267 | 175 | 134 | | 10 | 10 |
| TOTALS | | RPI 1-25 | RPI 26-50 | | W-L RECORDS | | RPI 51-100 | | RPI 101-150 | | RPI 150+ | |
| 15- 7 | | 0- 0 | 0- 2 | | OVERALL | | 3- 4 | | 1- 0 | | 11- 1 | |
| 9- 2 | | 0- 0 | 0- 1 | | HOME | | 1- 1 | | 1- 0 | | 7- 0 | |
| 4- 4 | | 0- 0 | 0- 1 | | AWAY | | 2- 2 | | 0- 0 | | 2- 1 | |
| 2- 1 | | 0- 0 | 0- 0 | | NEUTRAL | | 0- 1 | | 0- 0 | | 2- 0 | |
| 9- 3 | | 0- 0 | 0- 0 | | NON-CONFERENCE | | 0- 2 | | 1- 0 | | 8- 1 | |
| 6- 0 | | 0- 0 | 0- 0 | | HOME | | 0- 0 | | 1- 0 | | 5- 0 | |
| 1- 2 | | 0- 0 | 0- 0 | | AWAY | | 0- 1 | | 0- 0 | | 1- 1 | |
| 2- 1 | | 0- 0 | 0- 0 | | NEUTRAL | | 0- 1 | | 0- 0 | | 2- 0 | |
| 6- 4 | | 0- 0 | 0- 2 | | CONFERENCE | | 3- 2 | | 0- 0 | | 3- 0 | |
| 3- 2 | | 0- 0 | 0- 1 | | HOME | | 1- 1 | | 0- 0 | | 2- 0 | |
| 3- 2 | | 0- 0 | 0- 1 | | AWAY | | 2- 1 | | 0- 0 | | 1- 0 | |
| 0- 0 | | 0- 0 | 0- 0 | | NEUTRAL | | 0- 0 | | 0- 0 | | 0- 0 | |
| RPI S | Opponent | Score | RPI S | Opponent | Score | RPI S | Opponent | Score | RPI S | Opponent | Score | |
| | | | 44 H | SMU | 1 3 | 55 A | Temple | 3 0 | 148 H | New Mexico | 3 1 | |
| | | | 47 A | Cincinnati | 0 3 | 60 A | UCF | 0 3 | 160 A | East Carolina | 3 0 | |
| | | | | | | 75 A | DePaul | 2 3 | 168 A | Ill.-Chicago | 2 3 | |
| | | | | | | 79 H | Tulsa | 3 1 | 178 H | Memphis | 3 1 | |
| | | | | | | 89 A | UConn | 3 2 | 179 N | Campbell | 3 0 | |
| | | | | | | 95 H | Tulane | 1 3 | 188 H | Wright St. | 3 0 | |
| | | | | | | 98 N | Albany (NY) | 1 3 | 194 N | Mercer | 3 1 | |
| | | | | | | | | | 212 H | Houston | 3 1 | |
| | | | | | | | | | 238 H | LIU Brooklyn | 3 0 | |
| | | | | | | | | | 267 H | Western Caro. | 3 0 | |
| | | | | | | | | | 274 A | Charlotte | 3 0 | |
| | | | | | | | | | 285 H | Stetson | 3 0 | |
| | | | | | | | | | 285 H | Stetson | 3 0 | |
| LAST 10 GAMES | | | | | | | | | | | | |
| | | | 79 H | Tulsa | 3 1 | 95 H | Tulane | 1 3 | | | | |
| | | | 44 H | SMU | 1 3 | 160 A | East Carolina | 3 0 | | | | |
| | | | 89 A | UConn | 3 2 | 47 A | Cincinnati | 0 3 | | | | |
| | | | 55 A | Temple | 3 0 | 178 H | Memphis | 3 1 | | | | |
| | | | 212 H | Houston | 3 1 | 60 A | UCF | 0 3 | | | | |

Non-Div. I Games:

South Fla.

| Average RPI Win: 184 | | WON-LOST | WINNING | LAST 10 | STRENGTH OF | | OPP. STRENGTH | TEAM | ADJ | | CONF. | ADJ CONF. | | | |
|----------------------|----------|----------|-----------|-----------|---------------|----------------|---------------|------------|-------------|-------------|-------|-----------|----------------------|---|---|
| Average RPI Loss: 84 | | RECORD | PCT. RANK | GAMES | SCHEDULE | | OF SCHEDULE | RPI | RPI | | RPI | RPI | | | |
| DIV. I ONLY | | 13- 8 | .61905 | 107 | 4- 6 | | 108 | 119 | 89 | .55475 | 89 | 6 | 6 | | |
| DIV. I NON-CONF. | | 9- 2 | .81818 | 33 | 0- 0 | | 188 | 201 | 79 | .56703 | 80 | 10 | 10 | | |
| ----- | | | | | | | | | | | | | | | |
| TOTALS | | RPI 1-25 | | RPI 26-50 | | W-L RECORDS | | RPI 51-100 | | RPI 101-150 | | RPI 150+ | | | |
| 13- 8 | | 0- 0 | | 0- 2 | | OVERALL | | 2- 4 | | 2- 1 | | 9- 1 | | | |
| 5- 3 | | 0- 0 | | 0- 0 | | HOME | | 1- 3 | | 1- 0 | | 3- 0 | | | |
| 6- 3 | | 0- 0 | | 0- 2 | | AWAY | | 1- 0 | | 1- 0 | | 4- 1 | | | |
| 2- 2 | | 0- 0 | | 0- 0 | | NEUTRAL | | 0- 1 | | 0- 1 | | 2- 0 | | | |
| 9- 2 | | 0- 0 | | 0- 0 | | NON-CONFERENCE | | 0- 1 | | 2- 1 | | 7- 0 | | | |
| 3- 0 | | 0- 0 | | 0- 0 | | HOME | | 0- 0 | | 1- 0 | | 2- 0 | | | |
| 4- 0 | | 0- 0 | | 0- 0 | | AWAY | | 0- 0 | | 1- 0 | | 3- 0 | | | |
| 2- 2 | | 0- 0 | | 0- 0 | | NEUTRAL | | 0- 1 | | 0- 1 | | 2- 0 | | | |
| 4- 6 | | 0- 0 | | 0- 2 | | CONFERENCE | | 2- 3 | | 0- 0 | | 2- 1 | | | |
| 2- 3 | | 0- 0 | | 0- 0 | | HOME | | 1- 3 | | 0- 0 | | 1- 0 | | | |
| 2- 3 | | 0- 0 | | 0- 2 | | AWAY | | 1- 0 | | 0- 0 | | 1- 1 | | | |
| 0- 0 | | 0- 0 | | 0- 0 | | NEUTRAL | | 0- 0 | | 0- 0 | | 0- 0 | | | |
| RPI S | Opponent | Score | | RPI S | Opponent | Score | | RPI S | Opponent | Score | | Score | | | |
| | | | | 44 A | SMU | 1 | 3 | 55 H | Temple | 2 | 3 | 117 N | Southern Miss. | 0 | 3 |
| | | | | 47 A | Cincinnati | 2 | 3 | 60 H | UCF | 0 | 3 | 124 H | Yale | 3 | 0 |
| | | | | | | | | 79 A | Tulsa | 3 | 0 | 129 A | LSU | 3 | 0 |
| | | | | | | | | 88 H | South Fla. | 2 | 3 | 158 A | Army West Point | 3 | 1 |
| | | | | | | | | 95 H | Tulane | 3 | 1 | 160 A | East Carolina | 2 | 3 |
| | | | | | | | | 98 N | Albany (NY) | 1 | 3 | 178 A | Memphis | 3 | 0 |
| | | | | | | | | | | | | 186 A | Colgate | 3 | 1 |
| | | | | | | | | | | | | 187 N | St. John's (NY) | 3 | 2 |
| | | | | | | | | | | | | 202 A | Syracuse | 3 | 1 |
| | | | | | | | | | | | | 212 H | Houston | 3 | 0 |
| | | | | | | | | | | | | 228 N | Virginia | 3 | 0 |
| | | | | | | | | | | | | 307 H | Loyola Maryland | 3 | 0 |
| | | | | | | | | | | | | 311 H | St. Francis Brooklyn | 3 | 0 |
| ----- | | | | | | | | | | | | | | | |
| LAST 10 GAMES | | | | | | | | | | | | | | | |
| | | | | 160 A | East Carolina | 2 | 3 | 44 A | SMU | 1 | 3 | | | | |
| | | | | 47 A | Cincinnati | 2 | 3 | 178 A | Memphis | 3 | 0 | | | | |
| | | | | 88 H | South Fla. | 2 | 3 | 55 H | Temple | 2 | 3 | | | | |
| | | | | 60 H | UCF | 0 | 3 | 95 H | Tulane | 3 | 1 | | | | |
| | | | | 79 A | Tulsa | 3 | 0 | 212 H | Houston | 3 | 0 | | | | |

Non-Div. I Games:

UConn

| Average RPI Win: 162 | | WON-LOST RECORD | | WINNING PCT. RANK | | LAST 10 GAMES | | STRENGTH OF SCHEDULE | | OPP. STRENGTH OF SCHEDULE | | TEAM RPI | | ADJ RPI | | CONF. RPI | | ADJ CONF. RPI | |
|----------------------|-----------|-----------------|---|-------------------|-----------------|----------------|---|----------------------|--------------|---------------------------|---|----------|------------------|-----------|---|-----------|--|---------------|--|
| DIV. I ONLY | | 13- 11 | | .54167 156 | | 6- 4 | | 68 | | 79 | | 90 | | .55357 90 | | 9 | | 9 | |
| DIV. I NON-CONF. | | 6- 7 | | .46154 188 | | 0- 0 | | 74 | | 63 | | 113 | | .5402 113 | | 7 | | 7 | |
| TOTALS | | RPI 1-25 | | RPI 26-50 | | W-L RECORDS | | RPI 51-100 | | RPI 101-150 | | RPI 150+ | | | | | | | |
| 13- 11 | | 0- 2 | | 0- 5 | | OVERALL | | 3- 1 | | 2- 0 | | 8- 3 | | | | | | | |
| 4- 2 | | 0- 1 | | 0- 0 | | HOME | | 0- 1 | | 0- 0 | | 4- 0 | | | | | | | |
| 3- 7 | | 0- 1 | | 0- 4 | | AWAY | | 1- 0 | | 1- 0 | | 1- 2 | | | | | | | |
| 6- 2 | | 0- 0 | | 0- 1 | | NEUTRAL | | 2- 0 | | 1- 0 | | 3- 1 | | | | | | | |
| 6- 7 | | 0- 1 | | 0- 4 | | NON-CONFERENCE | | 2- 0 | | 1- 0 | | 3- 2 | | | | | | | |
| 0- 0 | | 0- 0 | | 0- 0 | | HOME | | 0- 0 | | 0- 0 | | 0- 0 | | | | | | | |
| 0- 5 | | 0- 1 | | 0- 3 | | AWAY | | 0- 0 | | 0- 0 | | 0- 1 | | | | | | | |
| 6- 2 | | 0- 0 | | 0- 1 | | NEUTRAL | | 2- 0 | | 1- 0 | | 3- 1 | | | | | | | |
| 7- 4 | | 0- 1 | | 0- 1 | | CONFERENCE | | 1- 1 | | 1- 0 | | 5- 1 | | | | | | | |
| 4- 2 | | 0- 1 | | 0- 0 | | HOME | | 0- 1 | | 0- 0 | | 4- 0 | | | | | | | |
| 3- 2 | | 0- 0 | | 0- 1 | | AWAY | | 1- 0 | | 1- 0 | | 1- 1 | | | | | | | |
| 0- 0 | | 0- 0 | | 0- 0 | | NEUTRAL | | 0- 0 | | 0- 0 | | 0- 0 | | | | | | | |
| RPI S | Opponent | Score | | RPI S | Opponent | Score | | RPI S | Opponent | Score | | RPI S | Opponent | Score | | | | | |
| 18 A | Purdue | 0 | 3 | 26 N | Kansas | 2 | 3 | 51 N | Missouri St. | 3 | 2 | 118 A | Butler | 3 | 2 | | | | |
| 19 H | Creighton | 0 | 3 | 33 A | Dayton | 1 | 3 | 62 H | Villanova | 1 | 3 | 144 N | Milwaukee | 3 | 1 | | | | |
| | | | | 35 A | Marquette | 0 | 3 | 75 A | DePaul | 3 | 1 | 153 N | Northwestern | 3 | 0 | | | | |
| | | | | 45 A | Miami (OH) | 1 | 3 | 91 N | Tennessee | 3 | 1 | 155 A | Seton Hall | 1 | 3 | | | | |
| | | | | 48 A | Illinois | 1 | 3 | | | | | 155 H | Seton Hall | 3 | 1 | | | | |
| | | | | | | | | | | | | 165 N | Chattanooga | 1 | 3 | | | | |
| | | | | | | | | | | | | 187 A | St. John's (NY) | 3 | 1 | | | | |
| | | | | | | | | | | | | 187 H | St. John's (NY) | 3 | 1 | | | | |
| | | | | | | | | | | | | 191 A | Western Mich. | 1 | 3 | | | | |
| | | | | | | | | | | | | 198 N | Arkansas | 3 | 1 | | | | |
| | | | | | | | | | | | | 221 H | Providence | 3 | 0 | | | | |
| | | | | | | | | | | | | 222 H | Georgetown | 3 | 0 | | | | |
| | | | | | | | | | | | | 305 N | Southeastern La. | 3 | 0 | | | | |
| | | | | LAST 10 GAMES | | | | | | | | | | | | | | | |
| | | | | 155 H | Seton Hall | 3 | 1 | 118 A | Butler | 3 | 2 | | | | | | | | |
| | | | | 187 H | St. John's (NY) | 3 | 1 | 35 A | Marquette | 0 | 3 | | | | | | | | |
| | | | | 62 H | Villanova | 1 | 3 | 221 H | Providence | 3 | 0 | | | | | | | | |
| | | | | 222 H | Georgetown | 3 | 0 | 19 H | Creighton | 0 | 3 | | | | | | | | |
| | | | | 75 A | DePaul | 3 | 1 | 155 A | Seton Hall | 1 | 3 | | | | | | | | |

Non-Div. I Games:

Xavier

| | | | | | | | | | | | |
|-----------------------|----------|-----------|-----------|----------------|-------------|-------------------------|----------------|--------|----------|-------------------|-------|
| Average RPI Win: | 182 | WON-LOST | WINNING | LAST 10 | STRENGTH OF | OPP. STRENGTH | TEAM | ADJ | CONF. | ADJ CONF. | |
| Average RPI Loss: | 68 | RECORD | PCT. RANK | GAMES | SCHEDULE | OF SCHEDULE | RPI | RPI | RPI | RPI | |
| DIV. I ONLY | 13- 8 | .61905 | 107 | 5- 5 | 130 | 88 | 93 | .55292 | 91 | 4 | 4 |
| DIV. I NON-CONF. | 10- 3 | .76923 | 45 | 2- 0 | 171 | 119 | 77 | .56879 | 76 | 5 | 5 |
| <hr/> | | | | | | | | | | | |
| TOTALS | RPI 1-25 | RPI 26-50 | | W-L RECORDS | RPI 51-100 | | RPI 101-150 | | RPI 150+ | | |
| 13- 8 | 0- 2 | 1- 1 | | OVERALL | 2- 3 | | 2- 2 | | 8- 0 | | |
| 6- 1 | 0- 0 | 1- 0 | | HOME | 1- 0 | | 1- 1 | | 3- 0 | | |
| 4- 5 | 0- 2 | 0- 1 | | AWAY | 0- 1 | | 0- 1 | | 4- 0 | | |
| 3- 2 | 0- 0 | 0- 0 | | NEUTRAL | 1- 2 | | 1- 0 | | 1- 0 | | |
| <hr/> | | | | | | | | | | | |
| 10- 3 | 0- 0 | 1- 1 | | NON-CONFERENCE | 1- 2 | | 1- 0 | | 7- 0 | | |
| 3- 0 | 0- 0 | 1- 0 | | HOME | 0- 0 | | 0- 0 | | 2- 0 | | |
| 4- 1 | 0- 0 | 0- 1 | | AWAY | 0- 0 | | 0- 0 | | 4- 0 | | |
| 3- 2 | 0- 0 | 0- 0 | | NEUTRAL | 1- 2 | | 1- 0 | | 1- 0 | | |
| <hr/> | | | | | | | | | | | |
| 3- 5 | 0- 2 | 0- 0 | | CONFERENCE | 1- 1 | | 1- 2 | | 1- 0 | | |
| 3- 1 | 0- 0 | 0- 0 | | HOME | 1- 0 | | 1- 1 | | 1- 0 | | |
| 0- 4 | 0- 2 | 0- 0 | | AWAY | 0- 1 | | 0- 1 | | 0- 0 | | |
| 0- 0 | 0- 0 | 0- 0 | | NEUTRAL | 0- 0 | | 0- 0 | | 0- 0 | | |
| <hr/> | | | | | | | | | | | |
| RPI S | Opponent | Score | RPI S | Opponent | Score | RPI S | Opponent | Score | RPI S | Opponent | Score |
| 8 A | Florida | 1 3 | 41 A | Cleveland St. | 2 3 | 69 N | Northern Ill. | 0 3 | 121 A | Mississippi St. | 0 3 |
| 15 A | Kentucky | 0 3 | 47 H | Cincinnati | 3 1 | 78 N | James Madison | 3 0 | 121 H | Mississippi St. | 0 3 |
| | | | | | | 81 A | South Carolina | 2 3 | 141 H | Georgia | 3 0 |
| | | | | | | 90 N | Xavier | 1 3 | 144 N | Milwaukee | 3 1 |
| | | | | | | 96 H | Ole Miss | 3 0 | 185 A | Kent St. | 3 1 |
| | | | | | | | | | 191 A | Western Mich. | 3 1 |
| | | | | | | | | | 198 H | Arkansas | 3 1 |
| | | | | | | | | | 215 N | Eastern Mich. | 3 1 |
| | | | | | | | | | 241 A | George Washington | 3 0 |
| | | | | | | | | | 260 H | Middle Tenn. | 3 0 |
| | | | | | | | | | 281 H | La.-Monroe | 3 0 |
| | | | | | | | | | 293 A | Troy | 3 0 |
| <hr/> | | | | | | | | | | | |
| LAST 10 GAMES | | | | | | | | | | | |
| 121 A Mississippi St. | | | 0 3 | | | 8 A Florida | | | 1 3 | | |
| 198 H Arkansas | | | 3 1 | | | 81 A South Carolina | | | 2 3 | | |
| 96 H Ole Miss | | | 3 0 | | | 141 H Georgia | | | 3 0 | | |
| 15 A Kentucky | | | 0 3 | | | 121 H Mississippi St. | | | 0 3 | | |
| 293 A Troy | | | 3 0 | | | 241 A George Washington | | | 3 0 | | |

Non-Div. I Games:

Tennessee

| Average RPI Win: | | 151 | WON-LOST RECORD | | WINNING PCT. RANK | | LAST 10 GAMES | | STRENGTH OF SCHEDULE | | OPP. STRENGTH OF SCHEDULE | | TEAM RPI | | ADJ RPI | | CONF. RPI | | ADJ CONF. RPI | | | | |
|-------------------|---|----------|-----------------|-----------|-------------------|----------------|---------------|-----------------|----------------------|-------------|---------------------------|----------|----------|-----------------|-----------|-------|-----------|-----|---------------|-----------------|--|-------|---|
| Average RPI Loss: | | 85 | | | | | | | | | | | | | | | | | | | | | |
| DIV. I ONLY | | | 13- 10 | | .56522 145 | | 7- 3 | | 104 | | 59 | | 94 | | .55268 92 | | 4 | | 4 | | | | |
| DIV. I NON-CONF. | | | 6- 7 | | .46154 188 | | 0- 0 | | 119 | | 70 | | 149 | | .515 149 | | 5 | | 5 | | | | |
| TOTALS | | RPI 1-25 | | RPI 26-50 | | W-L RECORDS | | RPI 51-100 | | RPI 101-150 | | RPI 150+ | | | | | | | | | | | |
| 13- 10 | | 0- 2 | | 0- 3 | | OVERALL | | 2- 1 | | 6- 2 | | 5- 2 | | | | | | | | | | | |
| 7- 5 | | 0- 1 | | 0- 2 | | HOME | | 1- 1 | | 4- 0 | | 2- 1 | | | | | | | | | | | |
| 4- 4 | | 0- 1 | | 0- 1 | | AWAY | | 1- 0 | | 2- 1 | | 1- 1 | | | | | | | | | | | |
| 2- 1 | | 0- 0 | | 0- 0 | | NEUTRAL | | 0- 0 | | 0- 1 | | 2- 0 | | | | | | | | | | | |
| 6- 7 | | 0- 1 | | 0- 2 | | NON-CONFERENCE | | 0- 1 | | 2- 1 | | 4- 2 | | | | | | | | | | | |
| 3- 4 | | 0- 0 | | 0- 2 | | HOME | | 0- 1 | | 1- 0 | | 2- 1 | | | | | | | | | | | |
| 1- 2 | | 0- 1 | | 0- 0 | | AWAY | | 0- 0 | | 1- 0 | | 0- 1 | | | | | | | | | | | |
| 2- 1 | | 0- 0 | | 0- 0 | | NEUTRAL | | 0- 0 | | 0- 1 | | 2- 0 | | | | | | | | | | | |
| 7- 3 | | 0- 1 | | 0- 1 | | CONFERENCE | | 2- 0 | | 4- 1 | | 1- 0 | | | | | | | | | | | |
| 4- 1 | | 0- 1 | | 0- 0 | | HOME | | 1- 0 | | 3- 0 | | 0- 0 | | | | | | | | | | | |
| 3- 2 | | 0- 0 | | 0- 1 | | AWAY | | 1- 0 | | 1- 1 | | 1- 0 | | | | | | | | | | | |
| 0- 0 | | 0- 0 | | 0- 0 | | NEUTRAL | | 0- 0 | | 0- 0 | | 0- 0 | | | | | | | | | | | |
| RPI | S | Opponent | | Score | | RPI | S | Opponent | | Score | | RPI | S | Opponent | | Score | | RPI | S | Opponent | | Score | |
| 6 | A | Michigan | | 0 | 3 | 39 | A | Texas A&M | | 0 | 3 | 52 | H | Alabama | | 3 | 1 | 106 | N | Santa Clara | | 1 | 3 |
| 16 | H | Missouri | | 0 | 3 | 43 | H | Georgia Tech | | 1 | 3 | 61 | H | Pacific | | 0 | 3 | 111 | H | Kennesaw St. | | 3 | 2 |
| | | | | | | 45 | H | Miami (OH) | | 2 | 3 | 96 | A | Ole Miss | | 3 | 2 | 121 | A | Mississippi St. | | 1 | 3 |
| | | | | | | | | | | | | | | | | | | 121 | H | Mississippi St. | | 3 | 2 |
| | | | | | | | | | | | | | | | | | | 129 | H | LSU | | 3 | 2 |
| | | | | | | | | | | | | | | | | | | 131 | A | Louisville | | 3 | 2 |
| | | | | | | | | | | | | | | | | | | 141 | A | Georgia | | 3 | 1 |
| | | | | | | | | | | | | | | | | | | 141 | H | Georgia | | 3 | 0 |
| | | | | | | | | | | | | | | | | | | 178 | H | Memphis | | 3 | 0 |
| | | | | | | | | | | | | | | | | | | 186 | N | Colgate | | 3 | 1 |
| | | | | | | | | | | | | | | | | | | 198 | A | Arkansas | | 3 | 1 |
| | | | | | | | | | | | | | | | | | | 200 | H | Furman | | 1 | 3 |
| | | | | | | | | | | | | | | | | | | 215 | A | Eastern Mich. | | 1 | 3 |
| | | | | | | | | | | | | | | | | | | 234 | H | Jacksonville | | 3 | 0 |
| | | | | | | | | | | | | | | | | | | 240 | N | Stony Brook | | 3 | 0 |
| LAST 10 GAMES | | | | | | | | | | | | | | | | | | | | | | | |
| | | | | | | 198 | A | Arkansas | | 3 | 1 | 16 | H | Missouri | | 0 | 3 | | | | | | |
| | | | | | | 96 | A | Ole Miss | | 3 | 2 | 141 | A | Georgia | | 3 | 1 | | | | | | |
| | | | | | | 121 | H | Mississippi St. | | 3 | 2 | 121 | A | Mississippi St. | | 1 | 3 | | | | | | |
| | | | | | | 141 | H | Georgia | | 3 | 0 | 39 | A | Texas A&M | | 0 | 3 | | | | | | |
| | | | | | | 52 | H | Alabama | | 3 | 1 | 129 | H | LSU | | 3 | 2 | | | | | | |

Non-Div. I Games:

Auburn

| Average RPI Win: | 199 | WON-LOST RECORD | WINNING PCT. RANK | LAST 10 GAMES | STRENGTH OF SCHEDULE | OPP. STRENGTH OF SCHEDULE | TEAM RPI | ADJ RPI | CONF. RPI | ADJ CONF. RPI | | | | | |
|------------------|----------|-----------------|-------------------|----------------|----------------------|---------------------------|----------------|-------------|----------------|---------------|----------------|-----|---|------------------|-------|
| DIV. I ONLY | | 12- 9 | .57143 | 137 | 3- 7 | 106 | 66 | 91 | .5521 | 93 | 3 | 3 | | | |
| DIV. I NON-CONF. | | 9- 4 | .69231 | 75 | 0- 2 | 201 | 133 | 116 | .53836 | 114 | 3 | 3 | | | |
| ----- | | | | | | | | | | | | | | | |
| TOTALS | RPI 1-25 | RPI 26-50 | | W-L RECORDS | | RPI 51-100 | | RPI 101-150 | | RPI 150+ | | | | | |
| 12- 9 | 0- 3 | 0- 4 | | OVERALL | | 0- 2 | | 5- 0 | | 7- 0 | | | | | |
| 5- 3 | 0- 2 | 0- 0 | | HOME | | 0- 1 | | 1- 0 | | 4- 0 | | | | | |
| 4- 4 | 0- 0 | 0- 4 | | AWAY | | 0- 0 | | 3- 0 | | 1- 0 | | | | | |
| 3- 2 | 0- 1 | 0- 0 | | NEUTRAL | | 0- 1 | | 1- 0 | | 2- 0 | | | | | |
| | | | | | | | | | | | | | | | |
| 9- 4 | 0- 1 | 0- 1 | | NON-CONFERENCE | | 0- 2 | | 2- 0 | | 7- 0 | | | | | |
| 5- 1 | 0- 0 | 0- 0 | | HOME | | 0- 1 | | 1- 0 | | 4- 0 | | | | | |
| 1- 1 | 0- 0 | 0- 1 | | AWAY | | 0- 0 | | 0- 0 | | 1- 0 | | | | | |
| 3- 2 | 0- 1 | 0- 0 | | NEUTRAL | | 0- 1 | | 1- 0 | | 2- 0 | | | | | |
| | | | | | | | | | | | | | | | |
| 3- 5 | 0- 2 | 0- 3 | | CONFERENCE | | 0- 0 | | 3- 0 | | 0- 0 | | | | | |
| 0- 2 | 0- 2 | 0- 0 | | HOME | | 0- 0 | | 0- 0 | | 0- 0 | | | | | |
| 3- 3 | 0- 0 | 0- 3 | | AWAY | | 0- 0 | | 3- 0 | | 0- 0 | | | | | |
| 0- 0 | 0- 0 | 0- 0 | | NEUTRAL | | 0- 0 | | 0- 0 | | 0- 0 | | | | | |
| ----- | | | | | | | | | | | | | | | |
| RPI | S | Opponent | Score | RPI | S | Opponent | Score | RPI | S | Opponent | Score | RPI | S | Opponent | Score |
| 3 | H | Texas | 1 <div>3</div> | 26 | A | Kansas | 0 <div>3</div> | 59 | H | UTSA | 2 <div>3</div> | 119 | A | Texas Tech | 3 0 |
| 7 | N | Washington | 1 <div>3</div> | 28 | A | Southern California | 0 <div>3</div> | 97 | N | Maryland | 1 <div>3</div> | 120 | A | West Virginia | 3 1 |
| 17 | H | Kansas St. | 1 <div>3</div> | 30 | A | TCU | 2 <div>3</div> | | | | | 120 | A | West Virginia | 3 0 |
| | | | | 31 | A | Baylor | 1 <div>3</div> | | | | | 121 | N | Mississippi St. | 3 2 |
| | | | | | | | | | | | | 137 | H | Ohio | 3 0 |
| | | | | | | | | | | | | 201 | H | UMKC | 3 0 |
| | | | | | | | | | | | | 227 | A | Little Rock | 3 1 |
| | | | | | | | | | | | | 244 | H | Oral Roberts | 3 0 |
| | | | | | | | | | | | | 246 | H | UTEP | 3 0 |
| | | | | | | | | | | | | 264 | N | UT Martin | 3 1 |
| | | | | | | | | | | | | 265 | H | Lamar University | 3 0 |
| | | | | | | | | | | | | 323 | N | Ark.-Pine Bluff | 3 0 |
| ----- | | | | | | | | | | | | | | | |
| LAST 10 GAMES | | | | | | | | | | | | | | | |
| | | 31 | A | Baylor | 1 <div>3</div> | 30 | A | TCU | 2 <div>3</div> | | | | | | |
| | | 17 | H | Kansas St. | 1 <div>3</div> | 3 | H | Texas | 1 <div>3</div> | | | | | | |
| | | 119 | A | Texas Tech | 3 0 | 26 | A | Kansas | 0 <div>3</div> | | | | | | |
| | | 120 | A | West Virginia | 3 1 | 7 | N | Washington | 1 <div>3</div> | | | | | | |
| | | 120 | A | West Virginia | 3 0 | 97 | N | Maryland | 1 <div>3</div> | | | | | | |

Non-Div. I Games:

Oklahoma

| Average RPI Win: 167 | | WON-LOST | WINNING | LAST 10 | STRENGTH OF | OPP. STRENGTH | TEAM | ADJ | CONF. | ADJ CONF. | | |
|----------------------|----------|----------|-----------|---------------|-------------|----------------|---------------|------------|--------|-----------------|-------|----------|
| Average RPI Loss: 95 | | RECORD | PCT. RANK | GAMES | SCHEDULE | OF SCHEDULE | RPI | RPI | RPI | RPI | | |
| DIV. I ONLY | | 14- 7 | .66667 | 83 | 6- 4 | 166 | 93 | 95 | .55082 | 94 | 7 | 7 |
| DIV. I NON-CONF. | | 9- 3 | .75 | 50 | 1- 0 | 217 | 114 | 102 | .54872 | 102 | 8 | 8 |
| <hr/> | | | | | | | | | | | | |
| TOTALS | | RPI 1-25 | | RPI 26-50 | | W-L RECORDS | | RPI 51-100 | | RPI 101-150 | | RPI 150+ |
| 14- 7 | | 0- 0 | | 1- 2 | | OVERALL | | 3- 2 | | 3- 2 | | 7- 1 |
| 5- 1 | | 0- 0 | | 0- 0 | | HOME | | 1- 0 | | 2- 1 | | 2- 0 |
| 5- 4 | | 0- 0 | | 1- 1 | | AWAY | | 1- 1 | | 1- 1 | | 2- 1 |
| 4- 2 | | 0- 0 | | 0- 1 | | NEUTRAL | | 1- 1 | | 0- 0 | | 3- 0 |
| 9- 3 | | 0- 0 | | 0- 1 | | NON-CONFERENCE | | 2- 1 | | 2- 0 | | 5- 1 |
| 3- 0 | | 0- 0 | | 0- 0 | | HOME | | 1- 0 | | 1- 0 | | 1- 0 |
| 2- 1 | | 0- 0 | | 0- 0 | | AWAY | | 0- 0 | | 1- 0 | | 1- 1 |
| 4- 2 | | 0- 0 | | 0- 1 | | NEUTRAL | | 1- 1 | | 0- 0 | | 3- 0 |
| 5- 4 | | 0- 0 | | 1- 1 | | CONFERENCE | | 1- 1 | | 1- 2 | | 2- 0 |
| 2- 1 | | 0- 0 | | 0- 0 | | HOME | | 0- 0 | | 1- 1 | | 1- 0 |
| 3- 3 | | 0- 0 | | 1- 1 | | AWAY | | 1- 1 | | 0- 1 | | 1- 0 |
| 0- 0 | | 0- 0 | | 0- 0 | | NEUTRAL | | 0- 0 | | 0- 0 | | 0- 0 |
| RPI S | Opponent | Score | RPI S | Opponent | Score | RPI S | Opponent | Score | RPI S | Opponent | Score | |
| | | | 37 A | Boise St. | 3 1 | 64 N | Cal Poly | 1 3 | 113 H | Fresno St. | 3 2 | |
| | | | 39 N | Texas A&M | 0 3 | 65 H | Gonzaga | 3 2 | 130 A | Utah St. | 1 3 | |
| | | | 50 A | Colorado St. | 0 3 | 71 A | San Diego St. | 0 3 | 130 H | Utah St. | 2 3 | |
| | | | | | | 72 N | Texas St. | 3 0 | 139 A | St. Mary's (CA) | 3 1 | |
| | | | | | | 83 A | Wyoming | 3 2 | 145 H | UC Davis | 3 2 | |
| | | | | | | | | | 157 A | Sacramento St. | 3 1 | |
| | | | | | | | | | 176 H | San Jose St. | 3 0 | |
| | | | | | | | | | 184 A | North Texas | 2 3 | |
| | | | | | | | | | 237 A | Air Force | 3 1 | |
| | | | | | | | | | 260 N | Middle Tenn. | 3 0 | |
| | | | | | | | | | 268 N | UC Riverside | 3 0 | |
| | | | | | | | | | 289 H | Southern Utah | 3 1 | |
| | | | | | | | | | 291 N | Grand Canyon | 3 0 | |
| <hr/> | | | | | | | | | | | | |
| LAST 10 GAMES | | | | | | | | | | | | |
| | | | 130 A | Utah St. | 1 3 | 176 H | San Jose St. | 3 0 | | | | |
| | | | 71 A | San Diego St. | 0 3 | 37 A | Boise St. | 3 1 | | | | |
| | | | 83 A | Wyoming | 3 2 | 237 A | Air Force | 3 1 | | | | |
| | | | 50 A | Colorado St. | 0 3 | 130 H | Utah St. | 2 3 | | | | |
| | | | 113 H | Fresno St. | 3 2 | 291 N | Grand Canyon | 3 0 | | | | |

Non-Div. I Games:

Nevada

T
u
l
a
n
e

| Tulane | | | | Through Games Of Oct. 23, 2016 | | | | | | | | |
|------------------|----------|-----------------|-------------------|--------------------------------|----------------------|---------------------------|-------------|---------|-----------|-------------------|-------|--|
| Average RPI Win: | 162 | WON-LOST RECORD | WINNING PCT. RANK | LAST 10 GAMES | STRENGTH OF SCHEDULE | OPP. STRENGTH OF SCHEDULE | TEAM RPI | ADJ RPI | CONF. RPI | ADJ CONF. RPI | | |
| DIV. I ONLY | 13- 9 | .59091 | 120 | 5- 5 | 86 | 142 | 92 | .55077 | 95 | 6 | 6 | |
| DIV. I NON-CONF. | 8- 4 | .66667 | 85 | 0- 0 | 153 | 242 | 119 | .53594 | 120 | 10 | 10 | |
| ----- | | | | | | | | | | | | |
| TOTALS | RPI 1-25 | RPI 26-50 | | W-L RECORDS | RPI 51-100 | | RPI 101-150 | | RPI 150+ | | | |
| 13- 9 | 0- 0 | 0- 2 | | OVERALL | 4- 2 | | 3- 1 | | 6- 4 | | | |
| 1- 6 | 0- 0 | 0- 2 | | HOME | 1- 0 | | 0- 1 | | 0- 3 | | | |
| 7- 2 | 0- 0 | 0- 0 | | AWAY | 3- 1 | | 1- 0 | | 3- 1 | | | |
| 5- 1 | 0- 0 | 0- 0 | | NEUTRAL | 0- 1 | | 2- 0 | | 3- 0 | | | |
| | | | | | | | | | | | | |
| 8- 4 | 0- 0 | 0- 0 | | NON-CONFERENCE | 0- 1 | | 3- 1 | | 5- 2 | | | |
| 0- 3 | 0- 0 | 0- 0 | | HOME | 0- 0 | | 0- 1 | | 0- 2 | | | |
| 3- 0 | 0- 0 | 0- 0 | | AWAY | 0- 0 | | 1- 0 | | 2- 0 | | | |
| 5- 1 | 0- 0 | 0- 0 | | NEUTRAL | 0- 1 | | 2- 0 | | 3- 0 | | | |
| | | | | | | | | | | | | |
| 5- 5 | 0- 0 | 0- 2 | | CONFERENCE | 4- 1 | | 0- 0 | | 1- 2 | | | |
| 1- 3 | 0- 0 | 0- 2 | | HOME | 1- 0 | | 0- 0 | | 0- 1 | | | |
| 4- 2 | 0- 0 | 0- 0 | | AWAY | 3- 1 | | 0- 0 | | 1- 1 | | | |
| 0- 0 | 0- 0 | 0- 0 | | NEUTRAL | 0- 0 | | 0- 0 | | 0- 0 | | | |
| RPI S | Opponent | Score | RPI S | Opponent | Score | RPI S | Opponent | Score | RPI S | Opponent | Score | |
| | | | 44 H | SMU | 2 3 | 55 A | Temple | 3 2 | 112 N | ETSU | 3 0 | |
| | | | 47 H | Cincinnati | 2 3 | 60 A | UCF | 3 0 | 117 A | Southern Miss. | 3 2 | |
| | | | | | | 63 N | FGCU | 0 3 | 123 H | UTRGV | 1 3 | |
| | | | | | | 79 H | Tulsa | 3 2 | 149 N | North Dakota | 3 2 | |
| | | | | | | 88 A | South Fla. | 3 1 | 160 H | East Carolina | 1 3 | |
| | | | | | | 89 A | UConn | 1 3 | 161 H | Sam Houston St. | 1 3 | |
| | | | | | | | | | 163 A | Fla. Atlantic | 3 2 | |
| | | | | | | | | | 178 A | Memphis | 2 3 | |
| | | | | | | | | | 208 A | Clemson | 3 0 | |
| | | | | | | | | | 212 A | Houston | 3 1 | |
| | | | | | | | | | 258 N | Abilene Christian | 3 0 | |
| | | | | | | | | | 273 N | McNeese | 3 2 | |
| | | | | | | | | | 290 H | Bethune-Cookman | 2 3 | |
| | | | | | | | | | 329 N | Grambling | 3 0 | |
| | | | | | | | | | | | | |
| LAST 10 GAMES | | | | | | | | | | | | |
| | | | 178 A | Memphis | 2 3 | 88 A | South Fla. | 3 1 | | | | |
| | | | 212 A | Houston | 3 1 | 79 H | Tulsa | 3 2 | | | | |
| | | | 47 H | Cincinnati | 2 3 | 44 H | SMU | 2 3 | | | | |
| | | | 160 H | East Carolina | 1 3 | 89 A | UConn | 1 3 | | | | |
| | | | 60 A | UCF | 3 0 | 55 A | Temple | 3 2 | | | | |

Non-Div. I Games:

Tulane

T
u
l
a
n
e

| | | | | | | | | | | | | |
|------------------|------------|--------------------|----------------------|------------------|-------------------------|------------------------------|----------------------|-------------------|--------------|-------------------|------------------|------------------|
| Average RPI Win: | 175 | WON-LOST RECORD | WINNING PCT. RANK | LAST 10 GAMES | STRENGTH OF SCHEDULE | OPP. STRENGTH OF SCHEDULE | TEAM RPI | ADJ RPI | CONF. RPI | ADJ CONF. RPI | | |
| DIV. I ONLY | 13- 9 | .59091 | 120 | 2- 8 | 126 | 74 | 96 | .54888 | 96 | 4 | 4 | |
| DIV. I NON-CONF. | 11- 2 | .84615 | 23 | 0- 1 | 195 | 156 | 67 | .57619 | 67 | 5 | 5 | |
| <hr/> | | | | | | | | | | | | |
| TOTALS | RPI 1-25 | RPI 26-50 | | W-L RECORDS | RPI 51-100 | | RPI 101-150 | | RPI 150+ | | | |
| 13- 9 | 0- 3 | 0- 1 | | OVERALL | 3- 3 | | 2- 1 | | 8- 1 | | | |
| 6- 4 | 0- 1 | 0- 1 | | HOME | 3- 1 | | 0- 1 | | 3- 0 | | | |
| 1- 5 | 0- 2 | 0- 0 | | AWAY | 0- 2 | | 1- 0 | | 0- 1 | | | |
| 6- 0 | 0- 0 | 0- 0 | | NEUTRAL | 0- 0 | | 1- 0 | | 5- 0 | | | |
| <hr/> | | | | | | | | | | | | |
| 11- 2 | 0- 0 | 0- 0 | | NON-CONFERENCE | 2- 1 | | 2- 0 | | 7- 1 | | | |
| 4- 0 | 0- 0 | 0- 0 | | HOME | 2- 0 | | 0- 0 | | 2- 0 | | | |
| 1- 2 | 0- 0 | 0- 0 | | AWAY | 0- 1 | | 1- 0 | | 0- 1 | | | |
| 6- 0 | 0- 0 | 0- 0 | | NEUTRAL | 0- 0 | | 1- 0 | | 5- 0 | | | |
| <hr/> | | | | | | | | | | | | |
| 2- 7 | 0- 3 | 0- 1 | | CONFERENCE | 1- 2 | | 0- 1 | | 1- 0 | | | |
| 2- 4 | 0- 1 | 0- 1 | | HOME | 1- 1 | | 0- 1 | | 1- 0 | | | |
| 0- 3 | 0- 2 | 0- 0 | | AWAY | 0- 1 | | 0- 0 | | 0- 0 | | | |
| 0- 0 | 0- 0 | 0- 0 | | NEUTRAL | 0- 0 | | 0- 0 | | 0- 0 | | | |
| <hr/> | | | | | | | | | | | | |
| RPI S | Opponent | Score | RPI S | Opponent | Score | RPI S | Opponent | Score | RPI S | Opponent | Score | |
| 8 | H Florida | 1 3 | 39 | H Texas A&M | 1 3 | 52 | H Alabama | 3 1 | 129 | H LSU | 2 3 | |
| 15 | A Kentucky | 0 3 | | | | 74 | A Lipscomb | 0 3 | 145 | N UC Davis | 3 1 | |
| 16 | A Missouri | 0 3 | | | | 77 | H Arkansas St. | 3 1 | 149 | A North Dakota | 3 2 | |
| | | | | | | 86 | H North Carolina St. | 3 2 | 153 | N Northwestern | 3 2 | |
| | | | | | | 91 | A Tennessee | 0 3 | 165 | A Chattanooga | 2 3 | |
| | | | | | | 92 | H Auburn | 2 3 | 171 | N Virginia Tech | 3 2 | |
| | | | | | | | | | 180 | H UT Arlington | 3 1 | |
| | | | | | | | | | 198 | H Arkansas | 3 2 | |
| | | | | | | | | | 211 | N Tennessee St. | 3 0 | |
| | | | | | | | | | 273 | H McNeese | 3 0 | |
| | | | | | | | | | 283 | N Omaha | 3 1 | |
| | | | | | | | | | 295 | N Appalachian St. | 3 0 | |
| <hr/> | | | | | | | | | | | | |
| LAST 10 GAMES | | | | | | | | | | | | |
| 52 H Alabama | | | | | | 3 | 1 | 129 H LSU | | | | 2 3 |
| 92 H Auburn | | | | | | 2 | 3 | 198 H Arkansas | | | | 3 2 |
| 15 A Kentucky | | | | | | 0 | 3 | 16 A Missouri | | | | 0 3 |
| 91 A Tennessee | | | | | | 0 | 3 | 8 H Florida | | | | 1 3 |
| 39 H Texas A&M | | | | | | 1 | 3 | 165 A Chattanooga | | | | 2 3 |

Non-Div. I Games:

Ole Miss

| Average RPI Win: | | 203 | WON-LOST | | WINNING | | LAST 10 | | STRENGTH OF | | OPP. STRENGTH | | TEAM | ADJ | | CONF. | ADJ CONF. |
|-------------------|---|--------------|----------|-----------|------------|----------------|---------|---------------------|-------------|-------------|---------------|----------|------|-----------|--|-------|-----------|
| Average RPI Loss: | | 26 | RECORD | | PCT. RANK | | GAMES | | SCHEDULE | | OF SCHEDULE | | RPI | RPI | | RPI | RPI |
| DIV. I ONLY | | | 9- 13 | | .40909 214 | | 1- 9 | | 33 | | 38 | | 97 | .54745 97 | | 1 | 1 |
| DIV. I NON-CONF. | | | 8- 4 | | .66667 85 | | 0- 0 | | 128 | | 116 | | 88 | .55884 88 | | 1 | 1 |
| TOTALS | | RPI 1-25 | | RPI 26-50 | | W-L RECORDS | | RPI 51-100 | | RPI 101-150 | | RPI 150+ | | | | | |
| 9- 13 | | 0- 7 | | 0- 3 | | OVERALL | | 2- 3 | | 0- 0 | | 7- 0 | | | | | |
| 3- 4 | | 0- 2 | | 0- 1 | | HOME | | 0- 1 | | 0- 0 | | 3- 0 | | | | | |
| 2- 7 | | 0- 4 | | 0- 2 | | AWAY | | 0- 1 | | 0- 0 | | 2- 0 | | | | | |
| 4- 2 | | 0- 1 | | 0- 0 | | NEUTRAL | | 2- 1 | | 0- 0 | | 2- 0 | | | | | |
| 8- 4 | | 0- 1 | | 0- 2 | | NON-CONFERENCE | | 2- 1 | | 0- 0 | | 6- 0 | | | | | |
| 3- 0 | | 0- 0 | | 0- 0 | | HOME | | 0- 0 | | 0- 0 | | 3- 0 | | | | | |
| 1- 2 | | 0- 0 | | 0- 2 | | AWAY | | 0- 0 | | 0- 0 | | 1- 0 | | | | | |
| 4- 2 | | 0- 1 | | 0- 0 | | NEUTRAL | | 2- 1 | | 0- 0 | | 2- 0 | | | | | |
| 1- 9 | | 0- 6 | | 0- 1 | | CONFERENCE | | 0- 2 | | 0- 0 | | 1- 0 | | | | | |
| 0- 4 | | 0- 2 | | 0- 1 | | HOME | | 0- 1 | | 0- 0 | | 0- 0 | | | | | |
| 1- 5 | | 0- 4 | | 0- 0 | | AWAY | | 0- 1 | | 0- 0 | | 1- 0 | | | | | |
| 0- 0 | | 0- 0 | | 0- 0 | | NEUTRAL | | 0- 0 | | 0- 0 | | 0- 0 | | | | | |
| RPI | S | Opponent | | Score | | RPI | S | Opponent | | Score | | RPI | S | Opponent | | Score | |
| 1 | H | Nebraska | | 0 | 3 | 26 | A | Kansas | | 0 | 3 | 57 | A | Iowa | | 0 | 3 |
| 2 | A | Wisconsin | | 0 | 3 | 28 | A | Southern California | | 0 | 3 | 57 | H | Iowa | | 0 | 3 |
| 4 | A | Minnesota | | 0 | 3 | 48 | H | Illinois | | 2 | 3 | 82 | N | Princeton | | 3 | 2 |
| 6 | A | Michigan | | 1 | 3 | | | | | | | 87 | N | Towson | | 2 | 3 |
| 6 | H | Michigan | | 2 | 3 | | | | | | | 93 | N | Oklahoma | | 3 | 1 |
| 7 | N | Washington | | 0 | 3 | | | | | | | | | | | | |
| 14 | A | Michigan St. | | 1 | 3 | | | | | | | | | | | | |
| | | | | | | LAST 10 GAMES | | | | | | | | | | | |
| | | | | | | 195 | A | Rutgers | | 3 | 0 | 6 | A | Michigan | | 1 | 3 |
| | | | | | | 6 | H | Michigan | | 2 | 3 | 48 | H | Illinois | | 2 | 3 |
| | | | | | | 1 | H | Nebraska | | 0 | 3 | 57 | A | Iowa | | 0 | 3 |
| | | | | | | 57 | H | Iowa | | 0 | 3 | 2 | A | Wisconsin | | 0 | 3 |
| | | | | | | 14 | A | Michigan St. | | 1 | 3 | 4 | A | Minnesota | | 0 | 3 |

Non-Div. I Games:

Maryland

| | | | | | | | | | | | | | |
|---------------------|----------|-----------|-----------|----------------|-------------|-----------------------|------------------|-------------|----------|-----------|-----------------|---|---|
| Average RPI Win: | 201 | WON-LOST | WINNING | LAST 10 | STRENGTH OF | OPP. STRENGTH | TEAM | ADJ | CONF. | ADJ CONF. | | | |
| Average RPI Loss: | 107 | RECORD | PCT. RANK | GAMES | SCHEDULE | OF SCHEDULE | RPI | RPI | RPI | RPI | | | |
| DIV. I ONLY | 12- 7 | .63158 | 98 | 9- 1 | 123 | 182 | 98 | .54721 | 98 | 23 | 23 | | |
| DIV. I NON-CONF. | 6- 6 | .5 | 166 | 3- 0 | 75 | 123 | 110 | .54253 | 111 | 23 | 23 | | |
| <hr/> | | | | | | | | | | | | | |
| TOTALS | RPI 1-25 | RPI 26-50 | | W-L RECORDS | | RPI 51-100 | | RPI 101-150 | | RPI 150+ | | | |
| 12- 7 | 0- 1 | 0- 0 | | OVERALL | | 2- 3 | | 0- 1 | | 10- 2 | | | |
| 3- 1 | 0- 0 | 0- 0 | | HOME | | 0- 0 | | 0- 0 | | 3- 1 | | | |
| 4- 3 | 0- 1 | 0- 0 | | AWAY | | 0- 1 | | 0- 1 | | 4- 0 | | | |
| 5- 3 | 0- 0 | 0- 0 | | NEUTRAL | | 2- 2 | | 0- 0 | | 3- 1 | | | |
| <hr/> | | | | | | | | | | | | | |
| 6- 6 | 0- 1 | 0- 0 | | NON-CONFERENCE | | 2- 3 | | 0- 1 | | 4- 1 | | | |
| 0- 0 | 0- 0 | 0- 0 | | HOME | | 0- 0 | | 0- 0 | | 0- 0 | | | |
| 1- 3 | 0- 1 | 0- 0 | | AWAY | | 0- 1 | | 0- 1 | | 1- 0 | | | |
| 5- 3 | 0- 0 | 0- 0 | | NEUTRAL | | 2- 2 | | 0- 0 | | 3- 1 | | | |
| <hr/> | | | | | | | | | | | | | |
| 6- 1 | 0- 0 | 0- 0 | | CONFERENCE | | 0- 0 | | 0- 0 | | 6- 1 | | | |
| 3- 1 | 0- 0 | 0- 0 | | HOME | | 0- 0 | | 0- 0 | | 3- 1 | | | |
| 3- 0 | 0- 0 | 0- 0 | | AWAY | | 0- 0 | | 0- 0 | | 3- 0 | | | |
| 0- 0 | 0- 0 | 0- 0 | | NEUTRAL | | 0- 0 | | 0- 0 | | 0- 0 | | | |
| <hr/> | | | | | | | | | | | | | |
| RPI S | Opponent | Score | | RPI S | Opponent | Score | | RPI S | Opponent | Score | | | |
| 25 A | UNLV | 1 | 3 | | | 73 N | New Mexico St. | 0 | 3 | 124 A | Yale | 0 | 3 |
| | | | | | | 75 A | DePaul | 1 | 3 | 158 A | Army West Point | 3 | 2 |
| | | | | | | 76 N | UC Santa Barbara | 1 | 3 | 168 N | Ill.-Chicago | 1 | 3 |
| | | | | | | 88 N | South Fla. | 3 | 1 | 187 N | St. John's (NY) | 3 | 1 |
| | | | | | | 89 N | UConn | 3 | 1 | 189 H | New Hampshire | 3 | 2 |
| | | | | | | | | | | 192 A | UMBC | 3 | 1 |
| | | | | | | | | | | 195 N | Rutgers | 3 | 0 |
| | | | | | | | | | | 205 A | Binghamton | 3 | 1 |
| | | | | | | | | | | 205 H | Binghamton | 0 | 3 |
| | | | | | | | | | | 240 A | Stony Brook | 3 | 2 |
| | | | | | | | | | | 270 H | UMass Lowell | 3 | 1 |
| | | | | | | | | | | 286 H | Hartford | 3 | 1 |
| | | | | | | | | | | 315 N | Iona | 3 | 1 |
| <hr/> | | | | | | | | | | | | | |
| LAST 10 GAMES | | | | | | | | | | | | | |
| 205 H Binghamton | | | | 0 | 3 | 270 H UMass Lowell | | | | 3 | 1 | | |
| 189 H New Hampshire | | | | 3 | 2 | 205 A Binghamton | | | | 3 | 1 | | |
| 240 A Stony Brook | | | | 3 | 2 | 158 A Army West Point | | | | 3 | 2 | | |
| 192 A UMBC | | | | 3 | 1 | 187 N St. John's (NY) | | | | 3 | 1 | | |
| 286 H Hartford | | | | 3 | 1 | 89 N UConn | | | | 3 | 1 | | |

Non-Div. I Games:

Albany (NY)

| Average RPI Win: | | 212 | WON-LOST RECORD | | WINNING PCT. RANK | | LAST 10 GAMES | | STRENGTH OF SCHEDULE | | OPP. STRENGTH OF SCHEDULE | | TEAM RPI | | ADJ RPI | | CONF. RPI | | ADJ CONF. RPI | | |
|-------------------|---|----------|-----------------|-----------|-------------------|----------------------|---------------|------------|----------------------|-------------|---------------------------|----------------------|----------|----------|------------|--------------------|----------------|---|---------------|--|--|
| Average RPI Loss: | | 102 | | | | | | | | | | | | | | | | | | | |
| DIV. I ONLY | | | 17- 6 | | .73913 45 | | 7- 3 | | 212 | | 151 | | 99 | | .54621 99 | | 14 | | 14 | | |
| DIV. I NON-CONF. | | | 11- 4 | | .73333 66 | | 1- 1 | | 208 | | 143 | | 105 | | .54589 106 | | 17 | | 17 | | |
| TOTALS | | RPI 1-25 | | RPI 26-50 | | W-L RECORDS | | RPI 51-100 | | RPI 101-150 | | RPI 150+ | | | | | | | | | |
| 17- 6 | | 0- 1 | | 0- 0 | | OVERALL | | 1- 2 | | 4- 2 | | 12- 1 | | | | | | | | | |
| 5- 0 | | 0- 0 | | 0- 0 | | HOME | | 1- 0 | | 1- 0 | | 3- 0 | | | | | | | | | |
| 6- 4 | | 0- 1 | | 0- 0 | | AWAY | | 0- 2 | | 3- 1 | | 3- 0 | | | | | | | | | |
| 6- 2 | | 0- 0 | | 0- 0 | | NEUTRAL | | 0- 0 | | 0- 1 | | 6- 1 | | | | | | | | | |
| 11- 4 | | 0- 1 | | 0- 0 | | NON-CONFERENCE | | 0- 1 | | 4- 1 | | 7- 1 | | | | | | | | | |
| 1- 0 | | 0- 0 | | 0- 0 | | HOME | | 0- 0 | | 1- 0 | | 0- 0 | | | | | | | | | |
| 4- 2 | | 0- 1 | | 0- 0 | | AWAY | | 0- 1 | | 3- 0 | | 1- 0 | | | | | | | | | |
| 6- 2 | | 0- 0 | | 0- 0 | | NEUTRAL | | 0- 0 | | 0- 1 | | 6- 1 | | | | | | | | | |
| 6- 2 | | 0- 0 | | 0- 0 | | CONFERENCE | | 1- 1 | | 0- 1 | | 5- 0 | | | | | | | | | |
| 4- 0 | | 0- 0 | | 0- 0 | | HOME | | 1- 0 | | 0- 0 | | 3- 0 | | | | | | | | | |
| 2- 2 | | 0- 0 | | 0- 0 | | AWAY | | 0- 1 | | 0- 1 | | 2- 0 | | | | | | | | | |
| 0- 0 | | 0- 0 | | 0- 0 | | NEUTRAL | | 0- 0 | | 0- 0 | | 0- 0 | | | | | | | | | |
| RPI | S | Opponent | | Score | | RPI | S | Opponent | | Score | | RPI | S | Opponent | | Score | | | | | |
| 8 | A | Florida | | 1 | 3 | | | | | 58 | A | Indiana | 1 | 3 | 102 | A | Bowling Green | 3 | 0 | | |
| | | | | | | | | | | 59 | H | UTSA | 3 | 2 | 107 | A | Toledo | 3 | 0 | | |
| | | | | | | | | | | 85 | A | Rice | 0 | 3 | 117 | A | Southern Miss. | 0 | 3 | | |
| | | | | | | | | | | | | | | 120 | A | West Virginia | 3 | 2 | | | |
| | | | | | | | | | | | | | | 128 | N | Northern Ky. | 1 | 3 | | | |
| | | | | | | | | | | | | | | 137 | H | Ohio | 3 | 2 | | | |
| | | | | | | | | | | | | | | 216 | N | Indiana St. | 2 | 3 | | | |
| | | | | | | | | | | | | | | 223 | A | FIU | 3 | 1 | | | |
| | | | | | | | | | | | | | | 223 | H | FIU | 3 | 0 | | | |
| | | | | | | | | | | | | | | 224 | N | Fort Wayne | 3 | 0 | | | |
| | | | | | | | | | | | | | | 234 | N | Jacksonville | 3 | 0 | | | |
| | | | | | | | | | | | | | | 243 | N | Florida A&M | 3 | 0 | | | |
| | | | | | | | | | | | | | | 245 | N | Evansville | 3 | 0 | | | |
| | | | | | | | | | | | | | | 260 | H | Middle Tenn. | 3 | 0 | | | |
| | | | | | | | | | | | | | | 272 | A | Louisiana Tech | 3 | 1 | | | |
| | | | | | | | | | | | | | | 274 | H | Charlotte | 3 | 0 | | | |
| | | | | | | | | | | | | | | 277 | N | Morehead St. | 3 | 1 | | | |
| | | | | | | | | | | | | | | 285 | A | Stetson | 3 | 0 | | | |
| | | | | | | | | | | | | | | 317 | N | Saint Francis (PA) | 3 | 0 | | | |
| | | | | | | LAST 10 GAMES | | | | | | | | | | | | | | | |
| | | | | | | 223 A FIU | | | | 3 | 1 | 117 A Southern Miss. | | | | 0 | 3 | | | | |
| | | | | | | 272 A Louisiana Tech | | | | 3 | 1 | 260 H Middle Tenn. | | | | 3 | 0 | | | | |
| | | | | | | 85 A Rice | | | | 0 | 3 | 274 H Charlotte | | | | 3 | 0 | | | | |
| | | | | | | 59 H UTSA | | | | 3 | 2 | 8 A Florida | | | | 1 | 3 | | | | |
| | | | | | | 223 H FIU | | | | 3 | 0 | 234 N Jacksonville | | | | 3 | 0 | | | | |

Non-Div. I Games:

Marshall

| Average RPI Win: | 222 | WON-LOST RECORD | WINNING PCT. RANK | LAST 10 GAMES | STRENGTH OF SCHEDULE | OPP. STRENGTH OF SCHEDULE | TEAM RPI | ADJ RPI | CONF. RPI | ADJ CONF. RPI | |
|-------------------|-------------|-----------------|-------------------|----------------|----------------------|---------------------------|-------------------|---------|-----------|-------------------|-------|
| Average RPI Loss: | 58 | | | | | | | | | | |
| DIV. I ONLY | 12- 12 | .5 | 172 | 8- 2 | 58 | 134 | 104 | .54538 | 100 | 18 | 18 |
| DIV. I NON-CONF. | 5- 10 | .33333 | 243 | 1- 0 | 38 | 78 | 131 | .52948 | 128 | 20 | 20 |
| <hr/> | | | | | | | | | | | |
| TOTALS | RPI 1-25 | RPI 26-50 | | W-L RECORDS | RPI 51-100 | | RPI 101-150 | | RPI 150+ | | |
| 12- 12 | 0- 3 | 0- 4 | | OVERALL | 0- 3 | | 2- 2 | | 10- 0 | | |
| 5- 6 | 0- 1 | 0- 2 | | HOME | 0- 2 | | 0- 1 | | 5- 0 | | |
| 6- 3 | 0- 2 | 0- 0 | | AWAY | 0- 0 | | 2- 1 | | 4- 0 | | |
| 1- 3 | 0- 0 | 0- 2 | | NEUTRAL | 0- 1 | | 0- 0 | | 1- 0 | | |
| 5- 10 | 0- 3 | 0- 3 | | NON-CONFERENCE | 0- 3 | | 2- 1 | | 3- 0 | | |
| 1- 5 | 0- 1 | 0- 1 | | HOME | 0- 2 | | 0- 1 | | 1- 0 | | |
| 3- 2 | 0- 2 | 0- 0 | | AWAY | 0- 0 | | 2- 0 | | 1- 0 | | |
| 1- 3 | 0- 0 | 0- 2 | | NEUTRAL | 0- 1 | | 0- 0 | | 1- 0 | | |
| 7- 2 | 0- 0 | 0- 1 | | CONFERENCE | 0- 0 | | 0- 1 | | 7- 0 | | |
| 4- 1 | 0- 0 | 0- 1 | | HOME | 0- 0 | | 0- 0 | | 4- 0 | | |
| 3- 1 | 0- 0 | 0- 0 | | AWAY | 0- 0 | | 0- 1 | | 3- 0 | | |
| 0- 0 | 0- 0 | 0- 0 | | NEUTRAL | 0- 0 | | 0- 0 | | 0- 0 | | |
| RPI S | Opponent | Score | RPI S | Opponent | Score | RPI S | Opponent | Score | RPI S | Opponent | Score |
| 6 A | Michigan | 0 3 | 33 H | Dayton | 0 3 | 53 N | UNI | 0 3 | 109 A | Illinois St. | 3 0 |
| 15 A | Kentucky | 0 3 | 35 N | Marquette | 0 3 | 64 H | Cal Poly | 1 3 | 140 A | Austin Peay | 3 2 |
| 21 H | Western Ky. | 0 3 | 45 N | Miami (OH) | 2 3 | 77 H | Arkansas St. | 1 3 | 146 A | Rhode Island | 1 3 |
| | | | 48 H | Illinois | 0 3 | | | | 147 H | Murray St. | 2 3 |
| | | | | | | | | | 159 A | VCU | 3 1 |
| | | | | | | | | | 172 H | Duquesne | 3 1 |
| | | | | | | | | | 228 N | Virginia | 3 2 |
| | | | | | | | | | 233 A | Davidson | 3 0 |
| | | | | | | | | | 241 H | George Washington | 3 0 |
| | | | | | | | | | 252 H | La Salle | 3 0 |
| | | | | | | | | | 257 A | Fordham | 3 1 |
| | | | | | | | | | 283 H | Omaha | 3 0 |
| | | | | | | | | | 292 H | George Mason | 3 0 |
| | | | | | | | | | 303 A | Western Ill. | 3 1 |
| | | | LAST 10 GAMES | | | | | | | | |
| | | | 252 H | La Salle | 3 0 | 257 A | Fordham | 3 1 | | | |
| | | | 172 H | Duquesne | 3 1 | 33 H | Dayton | 0 3 | | | |
| | | | 159 A | VCU | 3 1 | 241 H | George Washington | 3 0 | | | |
| | | | 233 A | Davidson | 3 0 | 292 H | George Mason | 3 0 | | | |
| | | | 146 A | Rhode Island | 1 3 | 303 A | Western Ill. | 3 1 | | | |

Non-Div. I Games:

Saint Louis

| Average RPI Win: 178 | | WON-LOST | WINNING | LAST 10 | STRENGTH OF | | OPP. STRENGTH | TEAM | ADJ | CONF. | ADJ CONF. |
|----------------------|----------------|----------|-----------|----------------|----------------|-------|---------------|-------|--------------------|-------|-----------|
| Average RPI Loss: 55 | | RECORD | PCT. RANK | GAMES | SCHEDULE | | OF SCHEDULE | RPI | RPI | RPI | RPI |
| DIV. I ONLY | | 9- 13 | .40909 | 214 | 36 | | 53 | 105 | .54529 | 101 | 8 |
| DIV. I NON-CONF. | | 6- 6 | .5 | 166 | 27 | | 53 | 59 | .58321 | 60 | 6 |
| TOTALS | | RPI 1-25 | RPI 26-50 | | W-L RECORDS | | RPI 51-100 | | RPI 101-150 | | RPI 150+ |
| 9- 13 | 0- 4 | 0- 5 | | OVERALL | | 1- 2 | | 1- 1 | | 7- 1 | |
| 3- 5 | 0- 0 | 0- 4 | | HOME | | 0- 0 | | 0- 0 | | 3- 1 | |
| 2- 6 | 0- 3 | 0- 1 | | AWAY | | 0- 1 | | 0- 1 | | 2- 0 | |
| 4- 2 | 0- 1 | 0- 0 | | NEUTRAL | | 1- 1 | | 1- 0 | | 2- 0 | |
| 6- 6 | 0- 3 | 0- 1 | | NON-CONFERENCE | | 1- 1 | | 1- 1 | | 4- 0 | |
| 1- 1 | 0- 0 | 0- 1 | | HOME | | 0- 0 | | 0- 0 | | 1- 0 | |
| 1- 3 | 0- 2 | 0- 0 | | AWAY | | 0- 0 | | 0- 1 | | 1- 0 | |
| 4- 2 | 0- 1 | 0- 0 | | NEUTRAL | | 1- 1 | | 1- 0 | | 2- 0 | |
| 3- 7 | 0- 1 | 0- 4 | | CONFERENCE | | 0- 1 | | 0- 0 | | 3- 1 | |
| 2- 4 | 0- 0 | 0- 3 | | HOME | | 0- 0 | | 0- 0 | | 2- 1 | |
| 1- 3 | 0- 1 | 0- 1 | | AWAY | | 0- 1 | | 0- 0 | | 1- 0 | |
| 0- 0 | 0- 0 | 0- 0 | | NEUTRAL | | 0- 0 | | 0- 0 | | 0- 0 | |
| RPI S | Opponent | Score | | RPI S | Opponent | Score | | RPI S | Opponent | Score | |
| 3 A | Texas | 0 | 3 | 27 A | Florida St. | 0 | 3 | 59 N | UTSA | 3 | 2 |
| 9 A | North Carolina | 0 | 3 | 27 H | Florida St. | 0 | 3 | 74 N | Lipscomb | 1 | 3 |
| 16 N | Missouri | 1 | 3 | 29 H | Notre Dame | 0 | 3 | 86 A | North Carolina St. | 1 | 3 |
| 17 A | Kansas St. | 0 | 3 | 38 H | Coastal Caro. | 0 | 3 | | | | |
| | | | | 42 H | Pittsburgh | 1 | 3 | | | | |
| | | | | LAST 10 GAMES | | | | | | | |
| | | | | 228 A | Virginia | 3 | 0 | 86 A | North Carolina St. | 1 | 3 |
| | | | | 27 H | Florida St. | 0 | 3 | 202 H | Syracuse | 1 | 3 |
| | | | | 171 H | Virginia Tech | 3 | 0 | 230 H | Boston College | 3 | 0 |
| | | | | 42 H | Pittsburgh | 1 | 3 | 29 H | Notre Dame | 0 | 3 |
| | | | | 9 A | North Carolina | 0 | 3 | 27 A | Florida St. | 0 | 3 |

Non-Div. I Games:

Miami (FL)

| Average RPI Win: 211 | | WON-LOST | WINNING | LAST 10 | STRENGTH OF | | OPP. STRENGTH | TEAM | ADJ | | CONF. | ADJ CONF. | | | |
|-----------------------|---|----------|-----------|---------------|----------------|---------------|---------------|------|-------------|---------------|----------|-----------|---|----------------|-------|
| Average RPI Loss: 116 | | RECORD | PCT. RANK | GAMES | SCHEDULE | | OF SCHEDULE | RPI | RPI | | RPI | RPI | | | |
| DIV. I ONLY | | 16- 7 | .69565 | 66 | 6- 4 | | 168 | 204 | 100 | | .54499 | 102 | | | |
| DIV. I NON-CONF. | | 10- 3 | .76923 | 45 | 0- 0 | | 136 | 221 | 75 | | .57006 | 75 | | | |
| TOTALS | | RPI 1-25 | RPI 26-50 | | W-L RECORDS | | RPI 51-100 | | RPI 101-150 | | RPI 150+ | | | | |
| 16- 7 | | 0- 0 | 0- 1 | | OVERALL | | 0- 2 | | 3- 3 | | 13- 1 | | | | |
| 6- 6 | | 0- 0 | 0- 1 | | HOME | | 0- 1 | | 2- 3 | | 4- 1 | | | | |
| 6- 1 | | 0- 0 | 0- 0 | | AWAY | | 0- 1 | | 0- 0 | | 6- 0 | | | | |
| 4- 0 | | 0- 0 | 0- 0 | | NEUTRAL | | 0- 0 | | 1- 0 | | 3- 0 | | | | |
| 10- 3 | | 0- 0 | 0- 0 | | NON-CONFERENCE | | 0- 1 | | 2- 2 | | 8- 0 | | | | |
| 4- 3 | | 0- 0 | 0- 0 | | HOME | | 0- 1 | | 1- 2 | | 3- 0 | | | | |
| 2- 0 | | 0- 0 | 0- 0 | | AWAY | | 0- 0 | | 0- 0 | | 2- 0 | | | | |
| 4- 0 | | 0- 0 | 0- 0 | | NEUTRAL | | 0- 0 | | 1- 0 | | 3- 0 | | | | |
| 6- 4 | | 0- 0 | 0- 1 | | CONFERENCE | | 0- 1 | | 1- 1 | | 5- 1 | | | | |
| 2- 3 | | 0- 0 | 0- 1 | | HOME | | 0- 0 | | 1- 1 | | 1- 1 | | | | |
| 4- 1 | | 0- 0 | 0- 0 | | AWAY | | 0- 1 | | 0- 0 | | 4- 0 | | | | |
| 0- 0 | | 0- 0 | 0- 0 | | NEUTRAL | | 0- 0 | | 0- 0 | | 0- 0 | | | | |
| RPI | S | Opponent | Score | RPI | S | Opponent | Score | RPI | S | Opponent | Score | RPI | S | Opponent | Score |
| | | | | 45 | H | Miami (OH) | 0 3 | 69 | A | Northern Ill. | 1 3 | 107 | H | Toledo | 3 1 |
| | | | | | | | | 99 | H | Marshall | 0 3 | 110 | H | Oakland | 0 3 |
| | | | | | | | | | | | | 126 | N | SIUE | 3 0 |
| | | | | | | | | | | | | 128 | H | Northern Ky. | 3 0 |
| | | | | | | | | | | | | 131 | H | Louisville | 2 3 |
| | | | | | | | | | | | | 137 | H | Ohio | 0 3 |
| | | | | | | | | | | | | 159 | H | VCU | 3 0 |
| | | | | | | | | | | | | 168 | A | Ill.-Chicago | 3 0 |
| | | | | | | | | | | | | 185 | H | Kent St. | 3 1 |
| | | | | | | | | | | | | 196 | N | Drake | 3 1 |
| | | | | | | | | | | | | 206 | H | Valparaiso | 3 0 |
| | | | | | | | | | | | | 210 | A | Central Mich. | 3 0 |
| | | | | | | | | | | | | 215 | A | Eastern Mich. | 3 0 |
| | | | | | | | | | | | | 219 | H | Ball St. | 0 3 |
| | | | | | | | | | | | | 224 | H | Fort Wayne | 3 0 |
| | | | | | | | | | | | | 270 | N | UMass Lowell | 3 0 |
| | | | | | | | | | | | | 272 | N | Louisiana Tech | 3 2 |
| | | | | | | | | | | | | 296 | A | Akron | 3 1 |
| | | | | | | | | | | | | 304 | A | Eastern Ill. | 3 2 |
| | | | | | | | | | | | | 309 | A | Buffalo | 3 0 |
| | | | | LAST 10 GAMES | | | | | | | | | | | |
| | | | | 107 | H | Toledo | 3 1 | 296 | A | Akron | 3 1 | | | | |
| | | | | 219 | H | Ball St. | 0 3 | 185 | H | Kent St. | 3 1 | | | | |
| | | | | 210 | A | Central Mich. | 3 0 | 137 | H | Ohio | 0 3 | | | | |
| | | | | 215 | A | Eastern Mich. | 3 0 | 69 | A | Northern Ill. | 1 3 | | | | |
| | | | | 309 | A | Buffalo | 3 0 | 45 | H | Miami (OH) | 0 3 | | | | |

Non-Div. I Games:

Bowling Green

| Average RPI Win: | | 207 | WON-LOST RECORD | | WINNING PCT. RANK | | LAST 10 GAMES | | STRENGTH OF SCHEDULE | | OPP. STRENGTH OF SCHEDULE | | TEAM RPI | | ADJ RPI | | CONF. RPI | | ADJ CONF. RPI | |
|-------------------|-----------|----------|-----------------|---------------|-------------------|----------------|---------------|------------|----------------------|----------------|---------------------------|----------|----------|-------|------------------|----------|-----------|-------|---------------|--|
| Average RPI Loss: | | 80 | | | | | | | | | | | | | | | | | | |
| DIV. I ONLY | | | 15- 7 | | .68182 72 | | 7- 3 | | 185 | | 116 | | 101 | | .54428 103 | | 13 | | 13 | |
| DIV. I NON-CONF. | | | 8- 4 | | .66667 85 | | 0- 0 | | 235 | | 115 | | 136 | | .52297 137 | | 13 | | 13 | |
| TOTALS | | RPI 1-25 | | RPI 26-50 | | W-L RECORDS | | RPI 51-100 | | RPI 101-150 | | RPI 150+ | | | | | | | | |
| 15- 7 | | 0- 2 | | 0- 1 | | OVERALL | | 0- 0 | | 4- 3 | | 11- 1 | | | | | | | | |
| 7- 1 | | 0- 0 | | 0- 0 | | HOME | | 0- 0 | | 1- 1 | | 6- 0 | | | | | | | | |
| 4- 3 | | 0- 1 | | 0- 1 | | AWAY | | 0- 0 | | 2- 1 | | 2- 0 | | | | | | | | |
| 4- 3 | | 0- 1 | | 0- 0 | | NEUTRAL | | 0- 0 | | 1- 1 | | 3- 1 | | | | | | | | |
| 8- 4 | | 0- 2 | | 0- 0 | | NON-CONFERENCE | | 0- 0 | | 2- 1 | | 6- 1 | | | | | | | | |
| 3- 0 | | 0- 0 | | 0- 0 | | HOME | | 0- 0 | | 0- 0 | | 3- 0 | | | | | | | | |
| 1- 1 | | 0- 1 | | 0- 0 | | AWAY | | 0- 0 | | 1- 0 | | 0- 0 | | | | | | | | |
| 4- 3 | | 0- 1 | | 0- 0 | | NEUTRAL | | 0- 0 | | 1- 1 | | 3- 1 | | | | | | | | |
| 7- 3 | | 0- 0 | | 0- 1 | | CONFERENCE | | 0- 0 | | 2- 2 | | 5- 0 | | | | | | | | |
| 4- 1 | | 0- 0 | | 0- 0 | | HOME | | 0- 0 | | 1- 1 | | 3- 0 | | | | | | | | |
| 3- 2 | | 0- 0 | | 0- 1 | | AWAY | | 0- 0 | | 1- 1 | | 2- 0 | | | | | | | | |
| 0- 0 | | 0- 0 | | 0- 0 | | NEUTRAL | | 0- 0 | | 0- 0 | | 0- 0 | | | | | | | | |
| RPI S | Opponent | | Score | | RPI S | Opponent | | Score | | RPI S | Opponent | | Score | | RPI S | Opponent | | Score | | |
| 4 A | Minnesota | | 0 | 3 | 41 A | Cleveland St. | | 0 | 3 | | | | | 107 N | Toledo | | 2 | 3 | | |
| 24 N | Ohio St. | | 2 | 3 | | | | | | | | | | 110 A | Oakland | | 0 | 3 | | |
| | | | | | | | | | | | | | | 110 H | Oakland | | 2 | 3 | | |
| | | | | | | | | | | | | | | 126 A | SIUE | | 3 | 2 | | |
| | | | | | | | | | | | | | | 128 H | Northern Ky. | | 3 | 0 | | |
| | | | | | | | | | | | | | | 144 A | Milwaukee | | 3 | 2 | | |
| | | | | | | | | | | | | | | 149 N | North Dakota | | 3 | 0 | | |
| | | | | | | | | | | | | | | 162 H | SFA | | 3 | 0 | | |
| | | | | | | | | | | | | | | 167 N | IUPUI | | 2 | 3 | | |
| | | | | | | | | | | | | | | 168 A | Ill.-Chicago | | 3 | 1 | | |
| | | | | | | | | | | | | | | 188 H | Wright St. | | 3 | 0 | | |
| | | | | | | | | | | | | | | 206 H | Valparaiso | | 3 | 1 | | |
| | | | | | | | | | | | | | | 207 A | Youngstown St. | | 3 | 1 | | |
| | | | | | | | | | | | | | | 207 H | Youngstown St. | | 3 | 0 | | |
| | | | | | | | | | | | | | | 245 N | Evansville | | 3 | 0 | | |
| | | | | | | | | | | | | | | 273 N | McNeese | | 3 | 2 | | |
| | | | | | | | | | | | | | | 298 H | South Dakota St. | | 3 | 0 | | |
| | | | | | | | | | | | | | | 303 N | Western Ill. | | 3 | 0 | | |
| | | | | | | | | | | | | | | 304 H | Eastern Ill. | | 3 | 0 | | |
| | | | | LAST 10 GAMES | | | | | | | | | | | | | | | | |
| | | | | 207 H | Youngstown St. | | 3 | 0 | 207 A | Youngstown St. | | 3 | 1 | | | | | | | |
| | | | | 110 H | Oakland | | 2 | 3 | 144 A | Milwaukee | | 3 | 2 | | | | | | | |
| | | | | 188 H | Wright St. | | 3 | 0 | 168 A | Ill.-Chicago | | 3 | 1 | | | | | | | |
| | | | | 41 A | Cleveland St. | | 0 | 3 | 128 H | Northern Ky. | | 3 | 0 | | | | | | | |
| | | | | 110 A | Oakland | | 0 | 3 | 206 H | Valparaiso | | 3 | 1 | | | | | | | |

Non-Div. I Games:

Green Bay

| Average RPI Win: 216 | | WON-LOST | WINNING | LAST 10 | STRENGTH OF | | OPP. STRENGTH | TEAM | ADJ | CONF. | ADJ CONF. | |
|-----------------------|----------|----------|-----------|----------------|-------------|-------|----------------|-------|-------------|-----------------|-----------|----|
| Average RPI Loss: 125 | | RECORD | PCT. RANK | GAMES | SCHEDULE | | OF SCHEDULE | RPI | RPI | RPI | RPI | |
| DIV. I ONLY | | 19- 4 | .82609 | 16 | 277 | | 186 | 102 | .54326 | 104 | 16 | 16 |
| DIV. I NON-CONF. | | 10- 3 | .76923 | 45 | 291 | | 187 | 146 | .51629 | 146 | 16 | 16 |
| TOTALS | | RPI 1-25 | RPI 26-50 | | W-L RECORDS | | RPI 51-100 | | RPI 101-150 | | RPI 150+ | |
| 19- 4 | 0- 0 | 0- 0 | | OVERALL | | 1- 2 | | 3- 0 | | 15- 2 | | |
| 8- 0 | 0- 0 | 0- 0 | | HOME | | 0- 0 | | 2- 0 | | 6- 0 | | |
| 5- 3 | 0- 0 | 0- 0 | | AWAY | | 1- 1 | | 1- 0 | | 3- 2 | | |
| 6- 1 | 0- 0 | 0- 0 | | NEUTRAL | | 0- 1 | | 0- 0 | | 6- 0 | | |
| 10- 3 | 0- 0 | 0- 0 | | NON-CONFERENCE | | 1- 2 | | 0- 0 | | 9- 1 | | |
| 2- 0 | 0- 0 | 0- 0 | | HOME | | 0- 0 | | 0- 0 | | 2- 0 | | |
| 2- 2 | 0- 0 | 0- 0 | | AWAY | | 1- 1 | | 0- 0 | | 1- 1 | | |
| 6- 1 | 0- 0 | 0- 0 | | NEUTRAL | | 0- 1 | | 0- 0 | | 6- 0 | | |
| 9- 1 | 0- 0 | 0- 0 | | CONFERENCE | | 0- 0 | | 3- 0 | | 6- 1 | | |
| 6- 0 | 0- 0 | 0- 0 | | HOME | | 0- 0 | | 2- 0 | | 4- 0 | | |
| 3- 1 | 0- 0 | 0- 0 | | AWAY | | 0- 0 | | 1- 0 | | 2- 1 | | |
| 0- 0 | 0- 0 | 0- 0 | | NEUTRAL | | 0- 0 | | 0- 0 | | 0- 0 | | |
| RPI S | Opponent | Score | RPI S | Opponent | Score | RPI S | Opponent | Score | RPI S | Opponent | Score | |
| | | | | | | 55 A | Temple | 1 3 | 122 A | Northern Colo. | 3 1 | |
| | | | | | | 56 A | Southern Ill. | 3 1 | 125 H | Portland St. | 3 1 | |
| | | | | | | 60 N | UCF | 1 3 | 133 H | Idaho St. | 3 1 | |
| | | | | | | | | | 156 N | UC Irvine | 3 2 | |
| | | | | | | | | | 157 H | Sacramento St. | 3 0 | |
| | | | | | | | | | 181 H | Weber St. | 3 0 | |
| | | | | | | | | | 190 A | CSU Bakersfield | 2 3 | |
| | | | | | | | | | 191 N | Western Mich. | 3 1 | |
| | | | | | | | | | 193 A | Eastern Wash. | 1 3 | |
| | | | | | | | | | 217 A | Idaho | 3 2 | |
| | | | | | | | | | 226 H | Montana St. | 3 0 | |
| | | | | | | | | | 251 N | San Francisco | 3 0 | |
| | | | | | | | | | 264 A | UT Martin | 3 1 | |
| | | | | | | | | | 268 N | UC Riverside | 3 2 | |
| | | | | | | | | | 269 H | Montana | 3 0 | |
| | | | | | | | | | 289 A | Southern Utah | 3 0 | |
| | | | | | | | | | 290 H | Bethune-Cookman | 3 0 | |
| | | | | | | | | | 290 H | Bethune-Cookman | 3 0 | |
| | | | | | | | | | 308 N | Hampton | 3 0 | |
| | | | | | | | | | 319 N | Alabama A&M | 3 0 | |
| LAST 10 GAMES | | | | | | | | | | | | |
| | | | | | | 269 H | Montana | 3 0 | 193 A | Eastern Wash. | 1 3 | |
| | | | | | | 226 H | Montana St. | 3 0 | 181 H | Weber St. | 3 0 | |
| | | | | | | 157 H | Sacramento St. | 3 0 | 133 H | Idaho St. | 3 1 | |
| | | | | | | 125 H | Portland St. | 3 1 | 289 A | Southern Utah | 3 0 | |
| | | | | | | 217 A | Idaho | 3 2 | 122 A | Northern Colo. | 3 1 | |

Non-Div. I Games:

Northern Ariz.

| | | | | | | | | | | | | |
|-------------------|---------------------|-----------|-----------|---------------------|-------------|---------------|--------------|-------------|--------|----------------|-------|---|
| Average RPI Win: | 160 | WON-LOST | WINNING | LAST 10 | STRENGTH OF | OPP. STRENGTH | TEAM | ADJ | CONF. | ADJ CONF. | | |
| Average RPI Loss: | 35 | RECORD | PCT. RANK | GAMES | SCHEDULE | OF SCHEDULE | RPI | RPI | RPI | RPI | | |
| DIV. I ONLY | | 8- 13 | .38095 | 234 | 1- 9 | 35 | 16 | 103 | .54305 | 105 | 2 | 2 |
| DIV. I NON-CONF. | | 7- 4 | .63636 | 109 | 0- 0 | 104 | 74 | 78 | .56745 | 79 | 2 | 2 |
| <hr/> | | | | | | | | | | | | |
| TOTALS | RPI 1-25 | RPI 26-50 | | W-L RECORDS | | RPI 51-100 | | RPI 101-150 | | RPI 150+ | | |
| 8- 13 | 0- 7 | 0- 3 | | OVERALL | | 1- 2 | | 4- 1 | | 3- 0 | | |
| 2- 6 | 0- 4 | 0- 1 | | HOME | | 0- 0 | | 2- 1 | | 0- 0 | | |
| 2- 6 | 0- 3 | 0- 2 | | AWAY | | 0- 1 | | 1- 0 | | 1- 0 | | |
| 4- 1 | 0- 0 | 0- 0 | | NEUTRAL | | 1- 1 | | 1- 0 | | 2- 0 | | |
| <hr/> | | | | | | | | | | | | |
| 7- 4 | 0- 1 | 0- 0 | | NON-CONFERENCE | | 1- 2 | | 3- 1 | | 3- 0 | | |
| 2- 1 | 0- 0 | 0- 0 | | HOME | | 0- 0 | | 2- 1 | | 0- 0 | | |
| 1- 2 | 0- 1 | 0- 0 | | AWAY | | 0- 1 | | 0- 0 | | 1- 0 | | |
| 4- 1 | 0- 0 | 0- 0 | | NEUTRAL | | 1- 1 | | 1- 0 | | 2- 0 | | |
| <hr/> | | | | | | | | | | | | |
| 1- 9 | 0- 6 | 0- 3 | | CONFERENCE | | 0- 0 | | 1- 0 | | 0- 0 | | |
| 0- 5 | 0- 4 | 0- 1 | | HOME | | 0- 0 | | 0- 0 | | 0- 0 | | |
| 1- 4 | 0- 2 | 0- 2 | | AWAY | | 0- 0 | | 1- 0 | | 0- 0 | | |
| 0- 0 | 0- 0 | 0- 0 | | NEUTRAL | | 0- 0 | | 0- 0 | | 0- 0 | | |
| <hr/> | | | | | | | | | | | | |
| RPI S | Opponent | Score | RPI S | Opponent | Score | RPI S | Opponent | Score | RPI S | Opponent | Score | |
| 1 A | Nebraska | 0 3 | 28 H | Southern California | 0 3 | 61 A | Pacific | 2 3 | 115 H | Portland | 2 3 | |
| 7 H | Washington | 1 3 | 36 A | Arizona | 0 3 | 83 N | Wyoming | 3 0 | 116 A | Arizona St. | 3 0 | |
| 10 H | UCLA | 0 3 | 40 A | Colorado | 1 3 | 84 N | South Dakota | 1 3 | 122 N | Northern Colo. | 3 0 | |
| 12 H | Stanford | 0 3 | | | | | | | 130 H | Utah St. | 3 2 | |
| 13 A | Oregon | 0 3 | | | | | | | 143 H | Seattle | 3 0 | |
| 20 A | Utah | 2 3 | | | | | | | 202 N | Syracuse | 3 0 | |
| 23 H | Washington St. | 1 3 | | | | | | | 217 A | Idaho | 3 0 | |
| | | | | | | | | | 263 N | Tennessee Tech | 3 0 | |
| <hr/> | | | | | | | | | | | | |
| LAST 10 GAMES | | | | | | | | | | | | |
| 20 A | Utah | 2 3 | 23 H | Washington St. | 1 3 | | | | | | | |
| 40 A | Colorado | 1 3 | 116 A | Arizona St. | 3 0 | | | | | | | |
| 28 H | Southern California | 0 3 | 36 A | Arizona | 0 3 | | | | | | | |
| 10 H | UCLA | 0 3 | 12 H | Stanford | 0 3 | | | | | | | |
| 7 H | Washington | 1 3 | 13 A | Oregon | 0 3 | | | | | | | |

Non-Div. I Games:

Oregon St.

| | | | | | | | | | | | | | |
|-----------------------|-------------|-----------|-----------|-----------------------|-------------|---------------|--------------------|--------|----------|-------------------|-------|---|---|
| Average RPI Win: | 142 | WON-LOST | WINNING | LAST 10 | STRENGTH OF | OPP. STRENGTH | TEAM | ADJ | CONF. | ADJ CONF. | | | |
| Average RPI Loss: | 69 | RECORD | PCT. RANK | GAMES | SCHEDULE | OF SCHEDULE | RPI | RPI | RPI | RPI | | | |
| DIV. I ONLY | 12- 10 | .54545 | 151 | 3- 7 | 135 | 36 | 108 | .54253 | 106 | 5 | 5 | | |
| DIV. I NON-CONF. | 9- 3 | .75 | 50 | 0- 0 | 174 | 29 | 73 | .57462 | 70 | 4 | 4 | | |
| <hr/> | | | | | | | | | | | | | |
| TOTALS | RPI 1-25 | RPI 26-50 | | W-L RECORDS | RPI 51-100 | | RPI 101-150 | | RPI 150+ | | | | |
| 12- 10 | 0- 2 | 2- 1 | | OVERALL | 1- 4 | | 5- 3 | | 4- 0 | | | | |
| 1- 2 | 0- 0 | 0- 0 | | HOME | 0- 2 | | 1- 0 | | 0- 0 | | | | |
| 5- 6 | 0- 2 | 1- 1 | | AWAY | 0- 2 | | 3- 1 | | 1- 0 | | | | |
| 6- 2 | 0- 0 | 1- 0 | | NEUTRAL | 1- 0 | | 1- 2 | | 3- 0 | | | | |
| <hr/> | | | | | | | | | | | | | |
| 9- 3 | 0- 0 | 2- 1 | | NON-CONFERENCE | 1- 0 | | 3- 2 | | 3- 0 | | | | |
| 0- 0 | 0- 0 | 0- 0 | | HOME | 0- 0 | | 0- 0 | | 0- 0 | | | | |
| 3- 1 | 0- 0 | 1- 1 | | AWAY | 0- 0 | | 2- 0 | | 0- 0 | | | | |
| 6- 2 | 0- 0 | 1- 0 | | NEUTRAL | 1- 0 | | 1- 2 | | 3- 0 | | | | |
| <hr/> | | | | | | | | | | | | | |
| 3- 7 | 0- 2 | 0- 0 | | CONFERENCE | 0- 4 | | 2- 1 | | 1- 0 | | | | |
| 1- 2 | 0- 0 | 0- 0 | | HOME | 0- 2 | | 1- 0 | | 0- 0 | | | | |
| 2- 5 | 0- 2 | 0- 0 | | AWAY | 0- 2 | | 1- 1 | | 1- 0 | | | | |
| 0- 0 | 0- 0 | 0- 0 | | NEUTRAL | 0- 0 | | 0- 0 | | 0- 0 | | | | |
| <hr/> | | | | | | | | | | | | | |
| RPI S | Opponent | Score | RPI S | Opponent | Score | RPI S | Opponent | Score | RPI S | Opponent | Score | | |
| 5 | A San Diego | 0 3 | 28 | A Southern California | 3 1 | 54 | H Loyola Marymount | 0 3 | 114 | H Pepperdine | 3 1 | | |
| 11 | A BYU | 0 3 | 35 | N Marquette | 3 1 | 61 | A Pacific | 0 3 | 115 | A Portland | 3 2 | | |
| | | | 37 | A Boise St. | 1 3 | 61 | H Pacific | 2 3 | 116 | N Arizona St. | 2 3 | | |
| | | | | | | 65 | A Gonzaga | 0 3 | 120 | N West Virginia | 3 1 | | |
| | | | | | | 92 | N Auburn | 3 1 | 131 | A Louisville | 3 1 | | |
| | | | | | | | | | 132 | A California | 3 1 | | |
| | | | | | | | | | 139 | A St. Mary's (CA) | 0 3 | | |
| | | | | | | | | | 145 | N UC Davis | 1 3 | | |
| | | | | | | | | | 156 | N UC Irvine | 3 0 | | |
| | | | | | | | | | 240 | N Stony Brook | 3 0 | | |
| | | | | | | | | | 251 | A San Francisco | 3 0 | | |
| | | | | | | | | | 291 | N Grand Canyon | 3 0 | | |
| <hr/> | | | | | | | | | | | | | |
| LAST 10 GAMES | | | | | | | | | | | | | |
| 139 A St. Mary's (CA) | | | | | 0 | 3 | 115 A Portland | | | | | 3 | 2 |
| 61 A Pacific | | | | | 0 | 3 | 65 A Gonzaga | | | | | 0 | 3 |
| 114 H Pepperdine | | | | | 3 | 1 | 61 H Pacific | | | | | 2 | 3 |
| 54 H Loyola Marymount | | | | | 0 | 3 | 5 A San Diego | | | | | 0 | 3 |
| 251 A San Francisco | | | | | 3 | 0 | 11 A BYU | | | | | 0 | 3 |

Non-Div. I Games:

Santa Clara

T
o
l
e
d
o

Toledo

| Average RPI Win: 182 | | WON-LOST RECORD | WINNING PCT. RANK | | LAST 10 GAMES | STRENGTH OF SCHEDULE | OPP. STRENGTH OF SCHEDULE | TEAM RPI | ADJ RPI | CONF. RPI | ADJ CONF. RPI | |
|-----------------------|----------|--------------------|----------------------|--------------------|------------------|-------------------------|------------------------------|-------------|------------|-----------------|------------------|----------|
| Average RPI Loss: 123 | | | | | | | | | | | | |
| DIV. I ONLY | | 14- 8 | .63636 | 92 | 4- 6 | 150 | 135 | 107 | .54187 | 108 | 10 | 10 |
| DIV. I NON-CONF. | | 10- 2 | .83333 | 27 | 0- 0 | 248 | 202 | 95 | .55147 | 95 | 12 | 12 |
| <hr/> | | | | | | | | | | | | |
| TOTALS | | RPI 1-25 | | RPI 26-50 | | W-L RECORDS | | RPI 51-100 | | RPI 101-150 | | RPI 150+ |
| 14- 8 | | 0- 0 | | 0- 0 | | OVERALL | | 3- 5 | | 2- 1 | | 9- 2 |
| 4- 4 | | 0- 0 | | 0- 0 | | HOME | | 1- 2 | | 0- 1 | | 3- 1 |
| 6- 4 | | 0- 0 | | 0- 0 | | AWAY | | 2- 3 | | 1- 0 | | 3- 1 |
| 4- 0 | | 0- 0 | | 0- 0 | | NEUTRAL | | 0- 0 | | 1- 0 | | 3- 0 |
| 10- 2 | | 0- 0 | | 0- 0 | | NON-CONFERENCE | | 1- 1 | | 1- 0 | | 8- 1 |
| 3- 1 | | 0- 0 | | 0- 0 | | HOME | | 0- 0 | | 0- 0 | | 3- 1 |
| 3- 1 | | 0- 0 | | 0- 0 | | AWAY | | 1- 1 | | 0- 0 | | 2- 0 |
| 4- 0 | | 0- 0 | | 0- 0 | | NEUTRAL | | 0- 0 | | 1- 0 | | 3- 0 |
| 4- 6 | | 0- 0 | | 0- 0 | | CONFERENCE | | 2- 4 | | 1- 1 | | 1- 1 |
| 1- 3 | | 0- 0 | | 0- 0 | | HOME | | 1- 2 | | 0- 1 | | 0- 0 |
| 3- 3 | | 0- 0 | | 0- 0 | | AWAY | | 1- 2 | | 1- 0 | | 1- 1 |
| 0- 0 | | 0- 0 | | 0- 0 | | NEUTRAL | | 0- 0 | | 0- 0 | | 0- 0 |
| RPI S | Opponent | Score | RPI S | Opponent | Score | RPI S | Opponent | Score | RPI S | Opponent | Score | |
| | | | | | | 67 H | Hofstra | 3 1 | 137 N | Ohio | 3 1 | |
| | | | | | | 68 A | Col. of Charleston | 3 2 | 142 A | Delaware | 3 2 | |
| | | | | | | 70 A | Duke | 2 3 | 142 H | Delaware | 1 3 | |
| | | | | | | 78 A | James Madison | 1 3 | 177 A | Elon | 3 2 | |
| | | | | | | 80 H | Northeastern | 1 3 | 179 H | Campbell | 3 0 | |
| | | | | | | 86 A | North Carolina St. | 3 1 | 184 A | North Texas | 3 1 | |
| | | | | | | 87 A | Towson | 1 3 | 203 A | William & Mary | 2 3 | |
| | | | | | | 87 H | Towson | 0 3 | 216 N | Indiana St. | 3 0 | |
| | | | | | | | | | 220 N | Wofford | 3 2 | |
| | | | | | | | | | 233 H | Davidson | 0 3 | |
| | | | | | | | | | 234 H | Jacksonville | 3 1 | |
| | | | | | | | | | 262 H | Winthrop | 3 0 | |
| | | | | | | | | | 282 N | UL Lafayette | 3 0 | |
| | | | | | | | | | 295 A | Appalachian St. | 3 0 | |
| LAST 10 GAMES | | | | | | | | | | | | |
| | | | 142 H | Delaware | 1 3 | 78 A | James Madison | 1 3 | | | | |
| | | | 87 H | Towson | 0 3 | 87 A | Towson | 1 3 | | | | |
| | | | 177 A | Elon | 3 2 | 142 A | Delaware | 3 2 | | | | |
| | | | 68 A | Col. of Charleston | 3 2 | 67 H | Hofstra | 3 1 | | | | |
| | | | 203 A | William & Mary | 2 3 | 80 H | Northeastern | 1 3 | | | | |

Non-Div. I Games:

UNCW

| Average RPI Win: | 189 | WON-LOST RECORD | WINNING PCT. RANK | LAST 10 GAMES | STRENGTH OF SCHEDULE | OPP. STRENGTH OF SCHEDULE | TEAM RPI | ADJ RPI | CONF. RPI | ADJ CONF. RPI | |
|------------------|----------|-----------------|-------------------|----------------|----------------------|---------------------------|------------------|---------|-----------|----------------|-------|
| DIV. I ONLY | | 14- 9 | .6087 113 | 6- 4 | 162 | 90 | 113 | .54181 | 109 | 12 | 12 |
| DIV. I NON-CONF. | | 7- 5 | .58333 127 | 0- 0 | 151 | 66 | 124 | .53806 | 117 | 11 | 11 |
| <hr/> | | | | | | | | | | | |
| TOTALS | RPI 1-25 | RPI 26-50 | | W-L RECORDS | RPI 51-100 | | RPI 101-150 | | RPI 150+ | | |
| 14- 9 | 1- 1 | 1- 1 | | OVERALL | 1- 5 | | 0- 0 | | 11- 2 | | |
| 3- 3 | 0- 0 | 0- 1 | | HOME | 0- 2 | | 0- 0 | | 3- 0 | | |
| 5- 3 | 0- 0 | 0- 0 | | AWAY | 1- 2 | | 0- 0 | | 4- 1 | | |
| 6- 3 | 1- 1 | 1- 0 | | NEUTRAL | 0- 1 | | 0- 0 | | 4- 1 | | |
| <hr/> | | | | | | | | | | | |
| 7- 5 | 1- 1 | 1- 0 | | NON-CONFERENCE | 0- 3 | | 0- 0 | | 5- 1 | | |
| 0- 1 | 0- 0 | 0- 0 | | HOME | 0- 1 | | 0- 0 | | 0- 0 | | |
| 1- 1 | 0- 0 | 0- 0 | | AWAY | 0- 1 | | 0- 0 | | 1- 0 | | |
| 6- 3 | 1- 1 | 1- 0 | | NEUTRAL | 0- 1 | | 0- 0 | | 4- 1 | | |
| <hr/> | | | | | | | | | | | |
| 7- 4 | 0- 0 | 0- 1 | | CONFERENCE | 1- 2 | | 0- 0 | | 6- 1 | | |
| 3- 2 | 0- 0 | 0- 1 | | HOME | 0- 1 | | 0- 0 | | 3- 0 | | |
| 4- 2 | 0- 0 | 0- 0 | | AWAY | 1- 1 | | 0- 0 | | 3- 1 | | |
| 0- 0 | 0- 0 | 0- 0 | | NEUTRAL | 0- 0 | | 0- 0 | | 0- 0 | | |
| <hr/> | | | | | | | | | | | |
| RPI S | Opponent | Score | RPI S | Opponent | Score | RPI S | Opponent | Score | RPI S | Opponent | Score |
| 10 N | UCLA | 0 3 | 32 H | Wichita St. | 0 3 | 51 H | Missouri St. | 2 3 | 154 A | Loyola Chicago | 3 0 |
| 20 N | Utah | 3 2 | 45 N | Miami (OH) | 3 2 | 53 A | UNI | 3 2 | 154 H | Loyola Chicago | 3 1 |
| | | | | | | 54 A | Loyola Marymount | 1 3 | 155 N | Seton Hall | 1 3 |
| | | | | | | 56 A | Southern Ill. | 1 3 | 196 A | Drake | 0 3 |
| | | | | | | 85 N | Rice | 2 3 | 202 N | Syracuse | 3 0 |
| | | | | | | 100 H | Saint Louis | 0 3 | 216 H | Indiana St. | 3 0 |
| | | | | | | | | | | | |
| | | | | | | | | | | | |
| | | | | | | | | | | | |
| | | | | | | | | | | | |
| | | | | | | | | | | | |
| | | | | | | | | | | | |
| | | | | | | | | | | | |
| | | | | | | | | | | | |
| | | | | | | | | | | | |
| | | | | | | | | | | | |
| | | | | | | | | | | | |
| | | | | | | | | | | | |
| | | | | | | | | | | | |
| | | | | | | | | | | | |
| | | | | | | | | | | | |
| | | | | | | | | | | | |
| | | | | | | | | | | | |
| | | | | | | | | | | | |
| | | | | | | | | | | | |
| | | | | | | | | | | | |
| | | | | | | | | | | | |
| | | | | | | | | | | | |
| | | | | | | | | | | | |
| | | | | | | | | | | | |
| | | | | | | | | | | | |
| | | | | | | | | | | | |
| | | | | | | | | | | | |
| | | | | | | | | | | | |
| | | | | | | | | | | | |
| | | | | | | | | | | | |
| | | | | | | | | | | | |
| | | | | | | | | | | | |
| | | | | | | | | | | | |
| | | | | | | | | | | | |
| | | | | | | | | | | | |
| | | | | | | | | | | | |
| | | | | | | | | | | | |
| | | | | | | | | | | | |
| | | | | | | | | | | | |
| | | | | | | | | | | | |
| | | | | | | | | | | | |
| | | | | | | | | | | | |
| | | | | | | | | | | | |
| | | | | | | | | | | | |
| | | | | | | | | | | | |
| | | | | | | | | | | | |
| | | | | | | | | | | | |
| | | | | | | | | | | | |
| | | | | | | | | | | | |
| | | | | | | | | | | | |
| | | | | | | | | | | | |
| | | | | | | | | | | | |
| | | | | | | | | | | | |
| | | | | | | | | | | | |
| | | | | | | | | | | | |
| | | | | | | | | | | | |
| | | | | | | | | | | | |
| | | | | | | | | | | | |
| | | | | | | | | | | | |
| | | | | | | | | | | | |
| | | | | | | | | | | | |
| | | | | | | | | | | | |
| | | | | | | | | | | | |
| | | | | | | | | | | | |
| | | | | | | | | | | | |
| | | | | | | | | | | | |
| | | | | | | | | | | | |
| | | | | | | | | | | | |
| | | | | | | | | | | | |
| | | | | | | | | | | | |
| | | | | | | | | | | | |
| | | | | | | | | | | | |
| | | | | | | | | | | | |
| | | | | | | | | | | | |
| | | | | | | | | | | | |
| | | | | | | | | | | | |
| | | | | | | | | | | | |
| | | | | | | | | | | | |
| | | | | | | | | | | | |
| | | | | | | | | | | | |
| | | | | | | | | | | | |
| | | | | | | | | | | | |
| | | | | | | | | | | | |
| | | | | | | | | | | | |
| | | | | | | | | | | | |
| | | | | | | | | | | | |
| | | | | | | | | | | | |
| | | | | | | | | | | | |
| | | | | | | | | | | | |
| | | | | | | | | | | | |
| | | | | | | | | | | | |
| | | | | | | | | | | | |
| | | | | | | | | | | | |
| | | | | | | | | | | | |
| | | | | | | | | | | | |
| | | | | | | | | | | | |
| | | | | | | | | | | | |
| | | | | | | | | | | | |
| | | | | | | | | | | | |
| | | | | | | | | | | | |
| | | | | | | | | | | | |
| | | | | | | | | | | | |
| | | | | | | | | | | | |
| | | | | | | | | | | | |
| | | | | | | | | | | | |
| | | | | | | | | | | | |
| | | | | | | | | | | | |
| | | | | | | | | | | | |
| | | | | | | | | | | | |
| | | | | | | | | | | | |
| | | | | | | | | | | | |
| | | | | | | | | | | | |
| | | | | | | | | | | | |
| | | | | | | | | | | | |
| | | | | | | | | | | | |
| | | | | | | | | | | | |
| | | | | | | | | | | | |
| | | | | | | | | | | | |

Non-Div. I Games:

Illinois St.

Non-Div. I Games:

Loss, Non-Conf, S Site, H Home, A Away, N Neutral Page 110

| Average RPI Win: 226 | | WON-LOST | WINNING | LAST 10 | STRENGTH OF | | OPP. STRENGTH | TEAM | ADJ | CONF. | ADJ CONF. |
|-----------------------|----------|----------|-----------|----------------|-------------|-------|---------------|-------|-------------|---------------|-----------|
| Average RPI Loss: 145 | | RECORD | PCT. RANK | GAMES | SCHEDULE | | OF SCHEDULE | RPI | RPI | RPI | RPI |
| DIV. I ONLY | | 16- 6 | .72727 | 51 | 8- 2 | | 208 | 230 | 111 | .53889 | 112 |
| DIV. I NON-CONF. | | 8- 4 | .66667 | 85 | 0- 0 | | 223 | 210 | 143 | .51872 | 143 |
| TOTALS | | RPI 1-25 | RPI 26-50 | | W-L RECORDS | | RPI 51-100 | | RPI 101-150 | | RPI 150+ |
| 16- 6 | 0- 0 | 0- 0 | | OVERALL | | 0- 2 | | 2- 1 | | 14- 3 | |
| 8- 0 | 0- 0 | 0- 0 | | HOME | | 0- 0 | | 1- 0 | | 7- 0 | |
| 4- 4 | 0- 0 | 0- 0 | | AWAY | | 0- 1 | | 1- 0 | | 3- 3 | |
| 4- 2 | 0- 0 | 0- 0 | | NEUTRAL | | 0- 1 | | 0- 1 | | 4- 0 | |
| 8- 4 | 0- 0 | 0- 0 | | NON-CONFERENCE | | 0- 2 | | 1- 1 | | 7- 1 | |
| 3- 0 | 0- 0 | 0- 0 | | HOME | | 0- 0 | | 1- 0 | | 2- 0 | |
| 1- 2 | 0- 0 | 0- 0 | | AWAY | | 0- 1 | | 0- 0 | | 1- 1 | |
| 4- 2 | 0- 0 | 0- 0 | | NEUTRAL | | 0- 1 | | 0- 1 | | 4- 0 | |
| 8- 2 | 0- 0 | 0- 0 | | CONFERENCE | | 0- 0 | | 1- 0 | | 7- 2 | |
| 5- 0 | 0- 0 | 0- 0 | | HOME | | 0- 0 | | 0- 0 | | 5- 0 | |
| 3- 2 | 0- 0 | 0- 0 | | AWAY | | 0- 0 | | 1- 0 | | 2- 2 | |
| 0- 0 | 0- 0 | 0- 0 | | NEUTRAL | | 0- 0 | | 0- 0 | | 0- 0 | |
| RPI S | Opponent | Score | RPI S | Opponent | Score | RPI S | Opponent | Score | RPI S | Opponent | Score |
| | | | | | | 52 A | Alabama | 1 3 | 140 H | Austin Peay | 3 0 |
| | | | | | | 95 N | Tulane | 0 3 | 149 N | North Dakota | 2 3 |
| | | | | | | | | | 150 A | Samford | 3 2 |
| | | | | | | | | | 165 A | Chattanooga | 1 3 |
| | | | | | | | | | 165 H | Chattanooga | 3 0 |
| | | | | | | | | | 169 H | UNCG | 3 0 |
| | | | | | | | | | 170 A | Liberty | 3 0 |
| | | | | | | | | | 194 H | Mercer | 3 0 |
| | | | | | | | | | 200 A | Furman | 2 3 |
| | | | | | | | | | 208 A | Clemson | 2 3 |
| | | | | | | | | | 209 N | Ga. Southern | 3 0 |
| | | | | | | | | | 220 A | Wofford | 3 0 |
| | | | | | | | | | 236 H | USC Upstate | 3 0 |
| | | | | | | | | | 236 N | USC Upstate | 3 1 |
| | | | | | | | | | 267 A | Western Caro. | 3 1 |
| | | | | | | | | | 267 H | Western Caro. | 3 2 |
| | | | | | | | | | 288 H | The Citadel | 3 0 |
| | | | | | | | | | 293 H | Troy | 3 0 |
| | | | | | | | | | 297 N | Presbyterian | 3 0 |
| | | | | | | | | | 308 N | Hampton | 3 0 |
| LAST 10 GAMES | | | | | | | | | | | |
| | | | | | | 288 H | The Citadel | 3 0 | 169 H | UNCG | 3 0 |
| | | | | | | 194 H | Mercer | 3 0 | 267 H | Western Caro. | 3 2 |
| | | | | | | 267 A | Western Caro. | 3 1 | 165 A | Chattanooga | 1 3 |
| | | | | | | 220 A | Wofford | 3 0 | 150 A | Samford | 3 2 |
| | | | | | | 165 H | Chattanooga | 3 0 | 200 A | Furman | 2 3 |

Non-Div. I Games:

ETSU

| Average RPI Win: 208 | | WON-LOST RECORD | | WINNING PCT. RANK | | LAST 10 GAMES | | STRENGTH OF SCHEDULE | | OPP. STRENGTH OF SCHEDULE | | TEAM RPI | | ADJ RPI | | CONF. RPI | | ADJ CONF. RPI | |
|----------------------|---|-----------------|--|-------------------|--|----------------|---|----------------------|--|---------------------------|--|----------|---|---------------|--|-----------|--|---------------|--|
| DIV. I ONLY | | 12- 9 | | .57143 137 | | 3- 7 | | 119 | | 132 | | 112 | | .53864 113 | | 7 | | 7 | |
| DIV. I NON-CONF. | | 9- 2 | | .81818 33 | | 0- 0 | | 234 | | 223 | | 96 | | .55127 96 | | 8 | | 8 | |
| TOTALS | | RPI 1-25 | | RPI 26-50 | | W-L RECORDS | | RPI 51-100 | | RPI 101-150 | | RPI 150+ | | | | | | | |
| 12- 9 | | 0- 1 | | 0- 3 | | OVERALL | | 1- 4 | | 2- 1 | | 9- 0 | | | | | | | |
| 5- 5 | | 0- 1 | | 0- 2 | | HOME | | 1- 1 | | 2- 1 | | 2- 0 | | | | | | | |
| 4- 4 | | 0- 0 | | 0- 1 | | AWAY | | 0- 3 | | 0- 0 | | 4- 0 | | | | | | | |
| 3- 0 | | 0- 0 | | 0- 0 | | NEUTRAL | | 0- 0 | | 0- 0 | | 3- 0 | | | | | | | |
| 9- 2 | | 0- 0 | | 0- 0 | | NON-CONFERENCE | | 0- 1 | | 1- 1 | | 8- 0 | | | | | | | |
| 2- 2 | | 0- 0 | | 0- 0 | | HOME | | 0- 1 | | 1- 1 | | 1- 0 | | | | | | | |
| 4- 0 | | 0- 0 | | 0- 0 | | AWAY | | 0- 0 | | 0- 0 | | 4- 0 | | | | | | | |
| 3- 0 | | 0- 0 | | 0- 0 | | NEUTRAL | | 0- 0 | | 0- 0 | | 3- 0 | | | | | | | |
| 3- 7 | | 0- 1 | | 0- 3 | | CONFERENCE | | 1- 3 | | 1- 0 | | 1- 0 | | | | | | | |
| 3- 3 | | 0- 1 | | 0- 2 | | HOME | | 1- 0 | | 1- 0 | | 1- 0 | | | | | | | |
| 0- 4 | | 0- 0 | | 0- 1 | | AWAY | | 0- 3 | | 0- 0 | | 0- 0 | | | | | | | |
| 0- 0 | | 0- 0 | | 0- 0 | | NEUTRAL | | 0- 0 | | 0- 0 | | 0- 0 | | | | | | | |
| RPI | S | Opponent | | Score | | RPI | S | Opponent | | Score | | RPI | S | Opponent | | Score | | | |
| 25 | H | UNLV | | 2 3 | | 37 | H | Boise St. | | 0 3 | | 71 | A | San Diego St. | | 1 3 | | | |
| | | | | | | 50 | A | Colorado St. | | 1 3 | | 75 | H | DePaul | | 1 3 | | | |
| | | | | | | 50 | H | Colorado St. | | 0 3 | | 83 | A | Wyoming | | 0 3 | | | |
| | | | | | | | | | | | | 83 | H | Wyoming | | 3 2 | | | |
| | | | | | | | | | | | | 94 | A | Nevada | | 2 3 | | | |
| | | | | | | | | | | | | | | | | | | | |
| | | | | | | | | | | | | | | | | | | | |
| | | | | | | | | | | | | | | | | | | | |
| | | | | | | | | | | | | | | | | | | | |
| | | | | | | | | | | | | | | | | | | | |
| | | | | | | | | | | | | | | | | | | | |
| | | | | | | | | | | | | | | | | | | | |
| | | | | | | | | | | | | | | | | | | | |
| | | | | | | | | | | | | | | | | | | | |
| | | | | | | | | | | | | | | | | | | | |
| | | | | | | | | | | | | | | | | | | | |
| | | | | | | | | | | | | | | | | | | | |
| | | | | | | | | | | | | | | | | | | | |
| | | | | | | | | | | | | | | | | | | | |
| | | | | | | | | | | | | | | | | | | | |
| | | | | | | | | | | | | | | | | | | | |
| | | | | | | | | | | | | | | | | | | | |
| | | | | | | | | | | | | | | | | | | | |
| | | | | | | | | | | | | | | | | | | | |
| | | | | | | | | | | | | | | | | | | | |
| | | | | | | | | | | | | | | | | | | | |
| | | | | | | | | | | | | | | | | | | | |
| | | | | | | | | | | | | | | | | | | | |
| | | | | | | | | | | | | | | | | | | | |
| | | | | | | | | | | | | | | | | | | | |
| | | | | | | | | | | | | | | | | | | | |
| | | | | | | | | | | | | | | | | | | | |
| | | | | | | | | | | | | | | | | | | | |
| | | | | | | | | | | | | | | | | | | | |
| | | | | | | | | | | | | | | | | | | | |
| | | | | | | | | | | | | | | | | | | | |
| | | | | | | | | | | | | | | | | | | | |
| | | | | | | | | | | | | | | | | | | | |
| | | | | | | | | | | | | | | | | | | | |
| | | | | | | | | | | | | | | | | | | | |
| | | | | | | | | | | | | | | | | | | | |
| | | | | | | | | | | | | | | | | | | | |
| | | | | | | | | | | | | | | | | | | | |
| | | | | | | | | | | | | | | | | | | | |
| | | | | | | | | | | | | | | | | | | | |
| | | | | | | </ | | | | | | | | | | | | | |

| Average RPI Win: | 155 | WON-LOST | WINNING | LAST 10 | STRENGTH OF | OPP. STRENGTH | TEAM | ADJ | CONF. | ADJ CONF. | |
|-------------------|---------------|------------------|-----------|------------------|------------------|---------------|------------------|------------------|-------|-----------------|------------------|
| Average RPI Loss: | 53 | RECORD | PCT. RANK | GAMES | SCHEDULE | OF SCHEDULE | RPI | RPI | RPI | RPI | |
| DIV. I ONLY | 8- 14 | .36364 | 238 | 2- 8 | 37 | 41 | 123 | .53757 | 114 | 5 | 5 |
| DIV. I NON-CONF. | 6- 6 | .5 | 166 | 0- 0 | 56 | 31 | 83 | .56818 | 78 | 4 | 4 |
| <hr/> | | | | | | | | | | | |
| TOTALS | RPI 1-25 | RPI 26-50 | | W-L RECORDS | | RPI 51-100 | | RPI 101-150 | | RPI 150+ | |
| 8- 14 | 0- 4 | 1- 4 | | OVERALL | | 1- 3 | | 2- 3 | | 4- 0 | |
| 2- 6 | 0- 2 | 0- 0 | | HOME | | 0- 3 | | 1- 1 | | 1- 0 | |
| 2- 8 | 0- 2 | 0- 4 | | AWAY | | 1- 0 | | 0- 2 | | 1- 0 | |
| 4- 0 | 0- 0 | 1- 0 | | NEUTRAL | | 0- 0 | | 1- 0 | | 2- 0 | |
| 6- 6 | 0- 1 | 1- 4 | | NON-CONFERENCE | | 0- 1 | | 2- 0 | | 3- 0 | |
| 2- 2 | 0- 1 | 0- 0 | | HOME | | 0- 1 | | 1- 0 | | 1- 0 | |
| 0- 4 | 0- 0 | 0- 4 | | AWAY | | 0- 0 | | 0- 0 | | 0- 0 | |
| 4- 0 | 0- 0 | 1- 0 | | NEUTRAL | | 0- 0 | | 1- 0 | | 2- 0 | |
| 2- 8 | 0- 3 | 0- 0 | | CONFERENCE | | 1- 2 | | 0- 3 | | 1- 0 | |
| 0- 4 | 0- 1 | 0- 0 | | HOME | | 0- 2 | | 0- 1 | | 0- 0 | |
| 2- 4 | 0- 2 | 0- 0 | | AWAY | | 1- 0 | | 0- 2 | | 1- 0 | |
| 0- 0 | 0- 0 | 0- 0 | | NEUTRAL | | 0- 0 | | 0- 0 | | 0- 0 | |
| <hr/> | | | | | | | | | | | |
| RPI S | Opponent | Score | RPI S | Opponent | Score | RPI S | Opponent | Score | RPI S | Opponent | Score |
| 5 A | San Diego | 1 3 | 34 A | Hawaii | 1 3 | 54 H | Loyola Marymount | 0 3 | 106 A | Santa Clara | 1 3 |
| 10 H | UCLA | 1 3 | 34 A | Hawaii | 0 3 | 61 A | Pacific | 3 0 | 115 H | Portland | 2 3 |
| 11 A | BYU | 0 3 | 36 A | Arizona | 0 3 | 65 H | Gonzaga | 1 3 | 116 N | Arizona St. | 3 0 |
| 11 H | BYU | 1 3 | 44 N | SMU | 3 1 | 74 H | Lipscomb | 1 3 | 139 A | St. Mary's (CA) | 1 3 |
| | | | 46 A | Long Beach St. | 2 3 | | | | 146 H | Rhode Island | 3 2 |
| | | | | | | | | | 151 H | CSUN | 3 2 |
| | | | | | | | | | 218 N | Harvard | 3 2 |
| | | | | | | | | | 251 A | San Francisco | 3 0 |
| | | | | | | | | | 254 N | Alabama St. | 3 0 |
| <hr/> | | | | | | | | | | | |
| LAST 10 GAMES | | | | | | | | | | | |
| 5 A | San Diego | 1 3 | 65 H | Gonzaga | 1 3 | | | | | | |
| 11 A | BYU | 0 3 | 139 A | St. Mary's (CA) | 1 3 | | | | | | |
| 106 A | Santa Clara | 1 3 | 61 A | Pacific | 3 0 | | | | | | |
| 251 A | San Francisco | 3 0 | 11 H | BYU | 1 3 | | | | | | |
| 115 H | Portland | 2 3 | 54 H | Loyola Marymount | 0 3 | | | | | | |

Non-Div. I Games:

Pepperdine

| Average RPI Win: 154 | | WON-LOST | WINNING | LAST 10 | STRENGTH OF | | OPP. STRENGTH | TEAM | ADJ | CONF. | ADJ CONF. |
|----------------------|------------------|----------|-----------|----------------|-----------------|-------|----------------------|-------|-----------------|--------|-----------|
| Average RPI Loss: 73 | | RECORD | PCT. RANK | GAMES | SCHEDULE | | OF SCHEDULE | RPI | RPI | RPI | RPI |
| DIV. I ONLY | | 11- 10 | .52381 | 163 | 5- 5 | | 127 | 46 | 119 | .53724 | 115 |
| DIV. I NON-CONF. | | 7- 5 | .58333 | 127 | 1- 0 | | 169 | 57 | 129 | .52863 | 130 |
| TOTALS | | RPI 1-25 | RPI 26-50 | | W-L RECORDS | | RPI 51-100 | | RPI 101-150 | | RPI 150+ |
| 11- 10 | 1- 2 | 0- 0 | | OVERALL | | 0- 5 | | 6- 3 | | 4- 0 | |
| 3- 4 | 1- 2 | 0- 0 | | HOME | | 0- 1 | | 0- 1 | | 2- 0 | |
| 5- 3 | 0- 0 | 0- 0 | | AWAY | | 0- 3 | | 5- 0 | | 0- 0 | |
| 3- 3 | 0- 0 | 0- 0 | | NEUTRAL | | 0- 1 | | 1- 2 | | 2- 0 | |
| 7- 5 | 0- 1 | 0- 0 | | NON-CONFERENCE | | 0- 2 | | 4- 2 | | 3- 0 | |
| 1- 2 | 0- 1 | 0- 0 | | HOME | | 0- 1 | | 0- 0 | | 1- 0 | |
| 3- 0 | 0- 0 | 0- 0 | | AWAY | | 0- 0 | | 3- 0 | | 0- 0 | |
| 3- 3 | 0- 0 | 0- 0 | | NEUTRAL | | 0- 1 | | 1- 2 | | 2- 0 | |
| 4- 5 | 1- 1 | 0- 0 | | CONFERENCE | | 0- 3 | | 2- 1 | | 1- 0 | |
| 2- 2 | 1- 1 | 0- 0 | | HOME | | 0- 0 | | 0- 1 | | 1- 0 | |
| 2- 3 | 0- 0 | 0- 0 | | AWAY | | 0- 3 | | 2- 0 | | 0- 0 | |
| 0- 0 | 0- 0 | 0- 0 | | NEUTRAL | | 0- 0 | | 0- 0 | | 0- 0 | |
| RPI S | Opponent | Score | | RPI S | Opponent | Score | | RPI S | Opponent | Score | |
| 5 H | San Diego | 0 3 | | | | 54 A | Loyola Marymount 0 3 | 105 A | Oregon St. | 3 2 | |
| 11 H | BYU | 3 2 | | | | 61 A | Pacific 1 3 | 106 H | Santa Clara | 2 3 | |
| 20 H | Utah | 0 3 | | | | 65 A | Gonzaga 0 3 | 113 A | Fresno St. | 3 0 | |
| | | | | | | 72 H | Texas St. 0 3 | 114 A | Pepperdine | 3 2 | |
| | | | | | | 75 N | DePaul 1 3 | 121 A | Mississippi St. | 3 2 | |
| | | | | | | | | 125 N | Portland St. | 1 3 | |
| | | | | | | | | 130 N | Utah St. | 3 0 | |
| | | | | | | | | 139 A | St. Mary's (CA) | 3 1 | |
| | | | | | | | | 143 N | Seattle | 1 3 | |
| | | | | | | | | 190 H | CSU Bakersfield | 3 1 | |
| | | | | | | | | 223 N | FIU | 3 0 | |
| | | | | | | | | 251 H | San Francisco | 3 0 | |
| | | | | | | | | 293 N | Troy | 3 2 | |
| LAST 10 GAMES | | | | | | | | | | | |
| 65 A | Gonzaga | 0 3 | | 106 H | Santa Clara | 2 3 | | | | | |
| 5 H | San Diego | 0 3 | | 251 H | San Francisco | 3 0 | | | | | |
| 11 H | BYU | 3 2 | | 139 A | St. Mary's (CA) | 3 1 | | | | | |
| 114 A | Pepperdine | 3 2 | | 61 A | Pacific | 1 3 | | | | | |
| 54 A | Loyola Marymount | 0 3 | | 223 N | FIU | 3 0 | | | | | |

Non-Div. I Games:

Portland

| Average RPI Win: 144 | | WON-LOST | WINNING | LAST 10 | STRENGTH OF | | OPP. STRENGTH | TEAM | ADJ | CONF. | ADJ CONF. |
|----------------------|----------------|------------------|-----------|---------------------|------------------|-------|---------------|------------------|-------------|-------------------|------------------|
| Average RPI Loss: 53 | | RECORD | PCT. RANK | GAMES | SCHEDULE | | OF SCHEDULE | RPI | RPI | RPI | RPI |
| DIV. I ONLY | | 8- 14 | .36364 | 238 | 1- 9 | | 34 | 37 | 116 | .53718 | 116 |
| DIV. I NON-CONF. | | 7- 5 | .58333 | 127 | 0- 0 | | 79 | 104 | 86 | .56244 | 87 |
| TOTALS | | RPI 1-25 | RPI 26-50 | | W-L RECORDS | | RPI 51-100 | | RPI 101-150 | | RPI 150+ |
| 8- 14 | | 0- 6 | 1- 3 | | OVERALL | | 0- 1 | | 4- 4 | | 3- 0 |
| 0- 4 | | 0- 3 | 0- 0 | | HOME | | 0- 0 | | 0- 1 | | 0- 0 |
| 2- 8 | | 0- 3 | 1- 3 | | AWAY | | 0- 1 | | 1- 1 | | 0- 0 |
| 6- 2 | | 0- 0 | 0- 0 | | NEUTRAL | | 0- 0 | | 3- 2 | | 3- 0 |
| 7- 5 | | 0- 0 | 1- 1 | | NON-CONFERENCE | | 0- 1 | | 3- 3 | | 3- 0 |
| 0- 0 | | 0- 0 | 0- 0 | | HOME | | 0- 0 | | 0- 0 | | 0- 0 |
| 1- 3 | | 0- 0 | 1- 1 | | AWAY | | 0- 1 | | 0- 1 | | 0- 0 |
| 6- 2 | | 0- 0 | 0- 0 | | NEUTRAL | | 0- 0 | | 3- 2 | | 3- 0 |
| 1- 9 | | 0- 6 | 0- 2 | | CONFERENCE | | 0- 0 | | 1- 1 | | 0- 0 |
| 0- 4 | | 0- 3 | 0- 0 | | HOME | | 0- 0 | | 0- 1 | | 0- 0 |
| 1- 5 | | 0- 3 | 0- 2 | | AWAY | | 0- 0 | | 1- 0 | | 0- 0 |
| 0- 0 | | 0- 0 | 0- 0 | | NEUTRAL | | 0- 0 | | 0- 0 | | 0- 0 |
| RPI S | Opponent | Score | RPI S | Opponent | Score | RPI S | Opponent | Score | RPI S | Opponent | Score |
| 7 H | Washington | 0 3 | 28 A | Southern California | 1 3 | 57 A | Iowa | 0 3 | 105 H | Oregon St. | 0 3 |
| 10 A | UCLA | 0 3 | 36 A | Arizona | 1 3 | | | | 106 N | Santa Clara | 3 2 |
| 12 A | Stanford | 0 3 | 37 A | Boise St. | 1 3 | | | | 110 N | Oakland | 3 2 |
| 13 H | Oregon | 2 3 | 46 A | Long Beach St. | 3 2 | | | | 114 N | Pepperdine | 0 3 |
| 20 A | Utah | 2 3 | | | | | | | 118 N | Butler | 3 2 |
| 23 H | Washington St. | 0 3 | | | | | | | 125 N | Portland St. | 1 3 |
| | | | | | | | | | 132 A | California | 3 1 |
| | | | | | | | | | 148 A | New Mexico | 1 3 |
| | | | | | | | | | 166 N | Fairfield | 3 0 |
| | | | | | | | | | 218 N | Harvard | 3 0 |
| | | | | | | | | | 258 N | Abilene Christian | 3 0 |
| LAST 10 GAMES | | | | | | | | | | | |
| 7 H | Washington | 0 3 | 28 A | Southern California | 1 3 | | | | | | |
| 23 H | Washington St. | 0 3 | 105 H | Oregon St. | 0 3 | | | | | | |
| 12 A | Stanford | 0 3 | 13 H | Oregon | 2 3 | | | | | | |
| 132 A | California | 3 1 | 20 A | Utah | 2 3 | | | | | | |
| 10 A | UCLA | 0 3 | 36 A | Arizona | 1 3 | | | | | | |

Non-Div. I Games:

Arizona St.
























| Average RPI Win: 223 | | WON-LOST | WINNING | LAST 10 | STRENGTH OF | | OPP. STRENGTH | TEAM | ADJ | CONF. | ADJ CONF. |
|----------------------|----------------|----------|-----------|----------------|-------------|-------|---------------|-------|------------------|-------|-----------|
| Average RPI Loss: 83 | | RECORD | PCT. RANK | GAMES | SCHEDULE | | OF SCHEDULE | RPI | RPI | RPI | RPI |
| DIV. I ONLY | | 16- 7 | .69565 | 66 | 205 | | 168 | 114 | .53674 | 117 | 14 |
| DIV. I NON-CONF. | | 11- 4 | .73333 | 66 | 245 | | 179 | 127 | .53023 | 127 | 17 |
| TOTALS | | RPI 1-25 | RPI 26-50 | | W-L RECORDS | | RPI 51-100 | | RPI 101-150 | | RPI 150+ |
| 16- 7 | 0- 2 | 0- 0 | | OVERALL | | 2- 3 | | 1- 0 | | 13- 2 | |
| 5- 2 | 0- 1 | 0- 0 | | HOME | | 1- 1 | | 0- 0 | | 4- 0 | |
| 6- 4 | 0- 0 | 0- 0 | | AWAY | | 0- 2 | | 1- 0 | | 5- 2 | |
| 5- 1 | 0- 1 | 0- 0 | | NEUTRAL | | 1- 0 | | 0- 0 | | 4- 0 | |
| 11- 4 | 0- 1 | 0- 0 | | NON-CONFERENCE | | 1- 2 | | 1- 0 | | 9- 1 | |
| 3- 1 | 0- 0 | 0- 0 | | HOME | | 0- 1 | | 0- 0 | | 3- 0 | |
| 3- 2 | 0- 0 | 0- 0 | | AWAY | | 0- 1 | | 1- 0 | | 2- 1 | |
| 5- 1 | 0- 1 | 0- 0 | | NEUTRAL | | 1- 0 | | 0- 0 | | 4- 0 | |
| 5- 3 | 0- 1 | 0- 0 | | CONFERENCE | | 1- 1 | | 0- 0 | | 4- 1 | |
| 2- 1 | 0- 1 | 0- 0 | | HOME | | 1- 0 | | 0- 0 | | 1- 0 | |
| 3- 2 | 0- 0 | 0- 0 | | AWAY | | 0- 1 | | 0- 0 | | 3- 1 | |
| 0- 0 | 0- 0 | 0- 0 | | NEUTRAL | | 0- 0 | | 0- 0 | | 0- 0 | |
| RPI S | Opponent | Score | | RPI S | Opponent | Score | | RPI S | Opponent | Score | |
| 17 N | Kansas St. | 1 | 3 | | | | | 52 A | Alabama | 2 | 3 |
| 21 H | Western Ky. | 1 | 3 | | | | | 59 A | UTSA | 0 | 3 |
| | | | | | | | | 89 N | UConn | 3 | 0 |
| | | | | | | | | 95 H | Tulane | 2 | 3 |
| | | | | | | | | 99 H | Marshall | 3 | 0 |
| | | | | | | | | 129 A | LSU | 3 | 1 |
| | | | | | | | | 163 A | Fla. Atlantic | 1 | 3 |
| | | | | | | | | 173 A | South Ala. | 2 | 3 |
| | | | | | | | | 184 A | North Texas | 3 | 1 |
| | | | | | | | | 198 A | Arkansas | 3 | 1 |
| | | | | | | | | 201 N | UMKC | 3 | 0 |
| | | | | | | | | 225 N | Lehigh | 3 | 0 |
| | | | | | | | | 228 N | Virginia | 3 | 0 |
| | | | | | | | | 239 N | Northwestern St. | 3 | 0 |
| | | | | | | | | 246 A | UTEP | 3 | 0 |
| | | | | | | | | 260 A | Middle Tenn. | 3 | 0 |
| | | | | | | | | 272 H | Louisiana Tech | 3 | 0 |
| | | | | | | | | 273 H | McNeese | 3 | 1 |
| | | | | | | | | 281 A | La.-Monroe | 3 | 0 |
| | | | | | | | | 320 H | Southern U. | 3 | 0 |
| | | | | | | | | 329 H | Grambling | 3 | 0 |
| LAST 10 GAMES | | | | | | | | | | | |
| 163 A | Fla. Atlantic | 1 | 3 | 99 H | Marshall | 3 | 0 | | | | |
| 260 A | Middle Tenn. | 3 | 0 | 59 A | UTSA | 0 | 3 | | | | |
| 272 H | Louisiana Tech | 3 | 0 | 184 A | North Texas | 3 | 1 | | | | |
| 246 A | UTEP | 3 | 0 | 17 N | Kansas St. | 1 | 3 | | | | |
| 21 H | Western Ky. | 1 | 3 | 201 N | UMKC | 3 | 0 | | | | |

Non-Div. I Games:

Southern Miss.

Butler

Butler

| Average RPI Win: 192 | | WON-LOST | WINNING | LAST 10 | STRENGTH OF | | OPP. STRENGTH | TEAM | ADJ | CONF. | ADJ CONF. |
|----------------------|--------------|---|-----------|------------------|---|-------|---------------|---|-------------|---------------------|---|
| Average RPI Loss: 48 | | RECORD | PCT. RANK | GAMES | SCHEDULE | | OF SCHEDULE | RPI | RPI | RPI | RPI |
| DIV. I ONLY | | 10- 13 | .43478 | 203 | 0- 10 | | 60 | 63 | 117 | .53563 | 119 |
| DIV. I NON-CONF. | | 10- 5 | .66667 | 85 | 0- 2 | | 116 | 121 | 84 | .56349 | 85 |
| TOTALS | | RPI 1-25 | RPI 26-50 | | W-L RECORDS | | RPI 51-100 | | RPI 101-150 | | RPI 150+ |
| 10- 13 | 0- 2 | 0- 7 | | OVERALL | | 1- 3 | | 3- 1 | | 6- 0 | |
| 5- 4 | 0- 2 | 0- 0 | | HOME | | 0- 1 | | 1- 1 | | 4- 0 | |
| 4- 5 | 0- 0 | 0- 4 | | AWAY | | 1- 1 | | 2- 0 | | 1- 0 | |
| 1- 4 | 0- 0 | 0- 3 | | NEUTRAL | | 0- 1 | | 0- 0 | | 1- 0 | |
| 10- 5 | 0- 0 | 0- 3 | | NON-CONFERENCE | | 1- 2 | | 3- 0 | | 6- 0 | |
| 5- 0 | 0- 0 | 0- 0 | | HOME | | 0- 0 | | 1- 0 | | 4- 0 | |
| 4- 1 | 0- 0 | 0- 0 | | AWAY | | 1- 1 | | 2- 0 | | 1- 0 | |
| 1- 4 | 0- 0 | 0- 3 | | NEUTRAL | | 0- 1 | | 0- 0 | | 1- 0 | |
| 0- 8 | 0- 2 | 0- 4 | | CONFERENCE | | 0- 1 | | 0- 1 | | 0- 0 | |
| 0- 4 | 0- 2 | 0- 0 | | HOME | | 0- 1 | | 0- 1 | | 0- 0 | |
| 0- 4 | 0- 0 | 0- 4 | | AWAY | | 0- 0 | | 0- 0 | | 0- 0 | |
| 0- 0 | 0- 0 | 0- 0 | | NEUTRAL | | 0- 0 | | 0- 0 | | 0- 0 | |
| RPI S | Opponent | Score | RPI S | Opponent | Score | RPI S | Opponent | Score | RPI S | Opponent | Score |
| 3 | H Texas | 2  | 26 | A Kansas | 0  | 59 | A UTSA | 0  | 120 | H West Virginia | 0  |
| 17 | H Kansas St. | 0  | 30 | A TCU | 1  | 72 | N Texas St. | 0  | 123 | H UTRGV | 3 0 |
| | | | 31 | A Baylor | 0  | 85 | A Rice | 3 2 | 125 | A Portland St. | 3 1 |
| | | | 32 | N Wichita St. | 0  | 93 | H Oklahoma | 0  | 149 | A North Dakota | 3 0 |
| | | | 40 | N Colorado | 2  | | | | 162 | H SFA | 3 1 |
| | | | 46 | N Long Beach St. | 0  | | | | 232 | A North Dakota St. | 3 2 |
| | | | 49 | A Iowa St. | 0  | | | | 244 | H Oral Roberts | 3 1 |
| | | | | | | | | | 246 | H UTEP | 3 0 |
| | | | | | | | | | 258 | H Abilene Christian | 3 0 |
| | | | | | | | | | 298 | N South Dakota St. | 3 0 |
| LAST 10 GAMES | | | | | | | | | | | |
| 3 | H Texas | 2  | 31 | A Baylor | 0  | | | | | | |
| 49 | A Iowa St. | 0  | 120 | H West Virginia | 0  | | | | | | |
| 93 | H Oklahoma | 0  | 30 | A TCU | 1  | | | | | | |
| 26 | A Kansas | 0  | 32 | N Wichita St. | 0  | | | | | | |
| 17 | H Kansas St. | 0  | 59 | A UTSA | 0  | | | | | | |

Non-Div. I Games:

Texas Tech

| Average RPI Win: | | 212 | WON-LOST RECORD | | WINNING PCT. RANK | | LAST 10 GAMES | | STRENGTH OF SCHEDULE | | OPP. STRENGTH OF SCHEDULE | | TEAM RPI | | ADJ RPI | | CONF. RPI | | ADJ CONF. RPI | | | | | | | | | | |
|------------------|---|----------------|-----------------|-----------|-------------------|---------------------|---------------|------------|----------------------|-------------|---------------------------|----------|----------|------------------|------------|-------|-----------|-----|---------------|--------------|--|-----|--|--|--|--|--|--|--|
| DIV. I ONLY | | | 11- 12 | | .47826 184 | | 3- 7 | | 77 | | 87 | | 121 | | .53529 120 | | 3 | | 3 | | | | | | | | | | |
| DIV. I NON-CONF. | | | 9- 5 | | .64286 104 | | 1- 0 | | 154 | | 194 | | 120 | | .53535 121 | | 3 | | 3 | | | | | | | | | | |
| TOTALS | | RPI 1-25 | | RPI 26-50 | | W-L RECORDS | | RPI 51-100 | | RPI 101-150 | | RPI 150+ | | | | | | | | | | | | | | | | | |
| 11- 12 | | 0- 4 | | 1- 3 | | OVERALL | | 0- 4 | | 2- 1 | | 8- 0 | | | | | | | | | | | | | | | | | |
| 5- 6 | | 0- 1 | | 1- 2 | | HOME | | 0- 3 | | 0- 0 | | 4- 0 | | | | | | | | | | | | | | | | | |
| 3- 4 | | 0- 2 | | 0- 1 | | AWAY | | 0- 1 | | 2- 0 | | 1- 0 | | | | | | | | | | | | | | | | | |
| 3- 2 | | 0- 1 | | 0- 0 | | NEUTRAL | | 0- 0 | | 0- 1 | | 3- 0 | | | | | | | | | | | | | | | | | |
| 9- 5 | | 0- 2 | | 0- 0 | | NON-CONFERENCE | | 0- 2 | | 1- 1 | | 8- 0 | | | | | | | | | | | | | | | | | |
| 4- 1 | | 0- 0 | | 0- 0 | | HOME | | 0- 1 | | 0- 0 | | 4- 0 | | | | | | | | | | | | | | | | | |
| 2- 2 | | 0- 1 | | 0- 0 | | AWAY | | 0- 1 | | 1- 0 | | 1- 0 | | | | | | | | | | | | | | | | | |
| 3- 2 | | 0- 1 | | 0- 0 | | NEUTRAL | | 0- 0 | | 0- 1 | | 3- 0 | | | | | | | | | | | | | | | | | |
| 2- 7 | | 0- 2 | | 1- 3 | | CONFERENCE | | 0- 2 | | 1- 0 | | 0- 0 | | | | | | | | | | | | | | | | | |
| 1- 5 | | 0- 1 | | 1- 2 | | HOME | | 0- 2 | | 0- 0 | | 0- 0 | | | | | | | | | | | | | | | | | |
| 1- 2 | | 0- 1 | | 0- 1 | | AWAY | | 0- 0 | | 1- 0 | | 0- 0 | | | | | | | | | | | | | | | | | |
| 0- 0 | | 0- 0 | | 0- 0 | | NEUTRAL | | 0- 0 | | 0- 0 | | 0- 0 | | | | | | | | | | | | | | | | | |
| RPI | S | Opponent | | Score | | RPI | S | Opponent | | Score | | RPI | S | Opponent | | Score | | | | | | | | | | | | | |
| 3 | H | Texas | | 1 3 | | 26 | A | Kansas | | 0 3 | | 61 | A | Pacific | | 1 3 | | 106 | N | Santa Clara | | 1 3 | | | | | | | |
| 9 | N | North Carolina | | 0 3 | | 30 | H | TCU | | 3 2 | | 93 | H | Oklahoma | | 1 3 | | 119 | A | Texas Tech | | 3 0 | | | | | | | |
| 17 | A | Kansas St. | | 2 3 | | 31 | H | Baylor | | 1 3 | | 93 | H | Oklahoma | | 0 3 | | 132 | A | California | | 3 1 | | | | | | | |
| 22 | A | Penn St. | | 0 3 | | 49 | H | Iowa St. | | 2 3 | | 99 | H | Marshall | | 2 3 | | 209 | N | Ga. Southern | | 3 0 | | | | | | | |
| | | | | | | | | | | | | | | | | | | | | | | | | | | | | | |
| | | | | | | LAST 10 GAMES | | | | | | | | | | | | | | | | | | | | | | | |
| | | | | | | 17 A Kansas St. | | | | | | 2 3 | | 93 H Oklahoma | | | | | | 0 3 | | | | | | | | | |
| | | | | | | 26 A Kansas | | | | | | 0 3 | | 49 H Iowa St. | | | | | | 2 3 | | | | | | | | | |
| | | | | | | 31 H Baylor | | | | | | 1 3 | | 30 H TCU | | | | | | 3 2 | | | | | | | | | |
| | | | | | | 253 A Robert Morris | | | | | | 3 0 | | 119 A Texas Tech | | | | | | 3 0 | | | | | | | | | |
| | | | | | | 93 H Oklahoma | | | | | | 1 3 | | 3 H Texas | | | | | | 1 3 | | | | | | | | | |

Non-Div. I Games:

West Virginia

| Average RPI Win: 197 | | WON-LOST RECORD | | WINNING PCT. RANK | | LAST 10 GAMES | | STRENGTH OF SCHEDULE | | OPP. STRENGTH OF SCHEDULE | | TEAM RPI | | ADJ RPI | | CONF. RPI | | ADJ CONF. RPI | | | | | |
|----------------------|---|-----------------|--|-------------------|--|----------------|---|----------------------|--|---------------------------|--|----------------|---|------------------|--|-----------|--|---------------|--|--|--|--|--|
| DIV. I ONLY | | 12- 11 | | .52174 166 | | 4- 6 | | 113 | | 84 | | 122 | | .53515 121 | | 4 | | 4 | | | | | |
| DIV. I NON-CONF. | | 8- 6 | | .57143 137 | | 0- 1 | | 254 | | 138 | | 180 | | .48841 180 | | 5 | | 5 | | | | | |
| TOTALS | | RPI 1-25 | | RPI 26-50 | | W-L RECORDS | | RPI 51-100 | | RPI 101-150 | | RPI 150+ | | | | | | | | | | | |
| 12- 11 | | 0- 4 | | 0- 1 | | OVERALL | | 4- 3 | | 0- 2 | | 8- 1 | | | | | | | | | | | |
| 9- 3 | | 0- 1 | | 0- 1 | | HOME | | 3- 0 | | 0- 1 | | 6- 0 | | | | | | | | | | | |
| 2- 5 | | 0- 3 | | 0- 0 | | AWAY | | 1- 2 | | 0- 0 | | 1- 0 | | | | | | | | | | | |
| 1- 3 | | 0- 0 | | 0- 0 | | NEUTRAL | | 0- 1 | | 0- 1 | | 1- 1 | | | | | | | | | | | |
| 8- 6 | | 0- 1 | | 0- 1 | | NON-CONFERENCE | | 0- 1 | | 0- 2 | | 8- 1 | | | | | | | | | | | |
| 6- 2 | | 0- 0 | | 0- 1 | | HOME | | 0- 0 | | 0- 1 | | 6- 0 | | | | | | | | | | | |
| 1- 1 | | 0- 1 | | 0- 0 | | AWAY | | 0- 0 | | 0- 0 | | 1- 0 | | | | | | | | | | | |
| 1- 3 | | 0- 0 | | 0- 0 | | NEUTRAL | | 0- 1 | | 0- 1 | | 1- 1 | | | | | | | | | | | |
| 4- 5 | | 0- 3 | | 0- 0 | | CONFERENCE | | 4- 2 | | 0- 0 | | 0- 0 | | | | | | | | | | | |
| 3- 1 | | 0- 1 | | 0- 0 | | HOME | | 3- 0 | | 0- 0 | | 0- 0 | | | | | | | | | | | |
| 1- 4 | | 0- 2 | | 0- 0 | | AWAY | | 1- 2 | | 0- 0 | | 0- 0 | | | | | | | | | | | |
| 0- 0 | | 0- 0 | | 0- 0 | | NEUTRAL | | 0- 0 | | 0- 0 | | 0- 0 | | | | | | | | | | | |
| RPI | S | Opponent | | Score | | RPI | S | Opponent | | Score | | RPI | S | Opponent | | Score | | | | | | | |
| 8 | A | Florida | | 0 3 | | 26 | H | Kansas | | 0 3 | | 52 | A | Alabama | | 1 3 | | | | | | | |
| 15 | A | Kentucky | | 1 3 | | | | | | 3 2 | | 115 | H | Portland | | 2 3 | | | | | | | |
| 15 | H | Kentucky | | 0 3 | | | | | | 3 0 | | 154 | N | Loyola Chicago | | 2 3 | | | | | | | |
| 17 | A | Kansas St. | | 1 3 | | | | | | 3 0 | | 193 | H | Eastern Wash. | | 3 0 | | | | | | | |
| | | | | | | | | | | 2 3 | | 223 | H | FIU | | 3 2 | | | | | | | |
| | | | | | | | | | | 3 1 | | 227 | A | Little Rock | | 3 1 | | | | | | | |
| | | | | | | | | | | 2 3 | | 264 | N | UT Martin | | 3 0 | | | | | | | |
| | | | | | | | | | | | | 265 | H | Lamar University | | 3 2 | | | | | | | |
| | | | | | | | | | | | | 273 | H | McNeese | | 3 2 | | | | | | | |
| | | | | | | | | | | | | 293 | H | Troy | | 3 0 | | | | | | | |
| | | | | | | | | | | | | 304 | H | Eastern Ill. | | 3 0 | | | | | | | |
| LAST 10 GAMES | | | | | | | | | | | | | | | | | | | | | | | |
| 91 H Tennessee | | | | | | 3 0 | | | | | | 52 H Alabama | | | | | | 3 2 | | | | | |
| 8 A Florida | | | | | | 0 3 | | | | | | 92 H Auburn | | | | | | 3 1 | | | | | |
| 92 A Auburn | | | | | | 2 3 | | | | | | 15 A Kentucky | | | | | | 1 3 | | | | | |
| 52 A Alabama | | | | | | 1 3 | | | | | | 91 A Tennessee | | | | | | 3 0 | | | | | |
| 15 H Kentucky | | | | | | 0 3 | | | | | | 115 H Portland | | | | | | 2 3 | | | | | |

| Average RPI Win: 200 | | WON-LOST RECORD | | WINNING PCT. RANK | | LAST 10 GAMES | | STRENGTH OF SCHEDULE | | OPP. STRENGTH OF SCHEDULE | | TEAM RPI | | ADJ RPI | | CONF. RPI | | ADJ CONF. RPI | |
|-----------------------|----------|-----------------|--|-------------------|----------------|----------------|---|----------------------|----------------|---------------------------|---|----------|------------------|------------|---|-----------|--|---------------|--|
| Average RPI Loss: 107 | | | | | | | | | | | | | | | | | | | |
| DIV. I ONLY | | 13- 9 | | .59091 120 | | 7- 3 | | 133 | | 172 | | 118 | | .53505 122 | | 16 | | 16 | |
| DIV. I NON-CONF. | | 6- 6 | | .5 166 | | 0- 0 | | 125 | | 135 | | 147 | | .51594 147 | | 16 | | 16 | |
| TOTALS | | RPI 1-25 | | RPI 26-50 | | W-L RECORDS | | RPI 51-100 | | RPI 101-150 | | RPI 150+ | | | | | | | |
| 13- 9 | | 0- 0 | | 0- 1 | | OVERALL | | 0- 2 | | 2- 5 | | 11- 1 | | | | | | | |
| 6- 4 | | 0- 0 | | 0- 1 | | HOME | | 0- 0 | | 2- 2 | | 4- 1 | | | | | | | |
| 5- 2 | | 0- 0 | | 0- 0 | | AWAY | | 0- 1 | | 0- 1 | | 5- 0 | | | | | | | |
| 2- 3 | | 0- 0 | | 0- 0 | | NEUTRAL | | 0- 1 | | 0- 2 | | 2- 0 | | | | | | | |
| 6- 6 | | 0- 0 | | 0- 1 | | NON-CONFERENCE | | 0- 2 | | 0- 3 | | 6- 0 | | | | | | | |
| 2- 2 | | 0- 0 | | 0- 1 | | HOME | | 0- 0 | | 0- 1 | | 2- 0 | | | | | | | |
| 2- 1 | | 0- 0 | | 0- 0 | | AWAY | | 0- 1 | | 0- 0 | | 2- 0 | | | | | | | |
| 2- 3 | | 0- 0 | | 0- 0 | | NEUTRAL | | 0- 1 | | 0- 2 | | 2- 0 | | | | | | | |
| 7- 3 | | 0- 0 | | 0- 0 | | CONFERENCE | | 0- 0 | | 2- 2 | | 5- 1 | | | | | | | |
| 4- 2 | | 0- 0 | | 0- 0 | | HOME | | 0- 0 | | 2- 1 | | 2- 1 | | | | | | | |
| 3- 1 | | 0- 0 | | 0- 0 | | AWAY | | 0- 0 | | 0- 1 | | 3- 0 | | | | | | | |
| 0- 0 | | 0- 0 | | 0- 0 | | NEUTRAL | | 0- 0 | | 0- 0 | | 0- 0 | | | | | | | |
| RPI S | Opponent | Score | | RPI S | Opponent | Score | | RPI S | Opponent | Score | | RPI S | Opponent | Score | | | | | |
| | | | | 50 H | Colorado St. | 1 | 3 | 61 A | Pacific | 2 | 3 | 104 H | Northern Ariz. | 1 | 3 | | | | |
| | | | | | | | | 84 N | South Dakota | 0 | 3 | 105 N | Oregon St. | 0 | 3 | | | | |
| | | | | | | | | | | | | 125 H | Portland St. | 3 | 0 | | | | |
| | | | | | | | | | | | | 133 A | Idaho St. | 2 | 3 | | | | |
| | | | | | | | | | | | | 134 N | North Florida | 1 | 3 | | | | |
| | | | | | | | | | | | | 139 H | St. Mary's (CA) | 1 | 3 | | | | |
| | | | | | | | | | | | | 149 H | North Dakota | 3 | 0 | | | | |
| | | | | | | | | | | | | 152 H | Denver | 3 | 1 | | | | |
| | | | | | | | | | | | | 157 H | Sacramento St. | 1 | 3 | | | | |
| | | | | | | | | | | | | 181 A | Weber St. | 3 | 2 | | | | |
| | | | | | | | | | | | | 193 A | Eastern Wash. | 3 | 1 | | | | |
| | | | | | | | | | | | | 197 A | Houston Baptist | 3 | 1 | | | | |
| | | | | | | | | | | | | 204 N | Penn | 3 | 0 | | | | |
| | | | | | | | | | | | | 217 A | Idaho | 3 | 1 | | | | |
| | | | | | | | | | | | | 222 N | Georgetown | 3 | 0 | | | | |
| | | | | | | | | | | | | 226 H | Montana St. | 3 | 0 | | | | |
| | | | | | | | | | | | | 232 H | North Dakota St. | 3 | 2 | | | | |
| | | | | | | | | | | | | 237 A | Air Force | 3 | 0 | | | | |
| | | | | | | | | | | | | 269 H | Montana | 3 | 0 | | | | |
| | | | | LAST 10 GAMES | | | | | | | | | | | | | | | |
| | | | | 133 A | Idaho St. | 2 | 3 | 125 H | Portland St. | 3 | 0 | | | | | | | | |
| | | | | 181 A | Weber St. | 3 | 2 | 217 A | Idaho | 3 | 1 | | | | | | | | |
| | | | | 226 H | Montana St. | 3 | 0 | 193 A | Eastern Wash. | 3 | 1 | | | | | | | | |
| | | | | 269 H | Montana | 3 | 0 | 149 H | North Dakota | 3 | 0 | | | | | | | | |
| | | | | 157 H | Sacramento St. | 1 | 3 | 104 H | Northern Ariz. | 1 | 3 | | | | | | | | |

Non-Div. I Games:

Northern Colo.

UTRGV

| Average RPI Win: 201 | | WON-LOST RECORD | WINNING PCT. RANK | LAST 10 GAMES | STRENGTH OF SCHEDULE | OPP. STRENGTH OF SCHEDULE | TEAM RPI | ADJ RPI | CONF. RPI | ADJ CONF. RPI | | |
|-----------------------|----------|--------------------|----------------------|--------------------|-------------------------|------------------------------|--------------------|------------|--------------|-------------------|-------|----------|
| Average RPI Loss: 113 | | | | | | | | | | | | |
| DIV. I ONLY | | 15- 9 | .625 101 | 6- 4 | 165 | 147 | 124 | .53473 123 | 19 | 19 | | |
| DIV. I NON-CONF. | | 10- 5 | .66667 85 | 1- 0 | 111 | 154 | 85 | .56475 84 | 15 | 15 | | |
| <hr/> | | | | | | | | | | | | |
| TOTALS | | RPI 1-25 | | RPI 26-50 | | W-L RECORDS | | RPI 51-100 | | RPI 101-150 | | RPI 150+ |
| 15- 9 | | 0- 0 | | 1- 0 | | OVERALL | | 2- 4 | | 2- 3 | | 10- 2 |
| 6- 0 | | 0- 0 | | 0- 0 | | HOME | | 1- 0 | | 2- 0 | | 3- 0 |
| 4- 6 | | 0- 0 | | 1- 0 | | AWAY | | 1- 2 | | 0- 3 | | 2- 1 |
| 5- 3 | | 0- 0 | | 0- 0 | | NEUTRAL | | 0- 2 | | 0- 0 | | 5- 1 |
| 10- 5 | | 0- 0 | | 1- 0 | | NON-CONFERENCE | | 2- 3 | | 0- 1 | | 7- 1 |
| 2- 0 | | 0- 0 | | 0- 0 | | HOME | | 1- 0 | | 0- 0 | | 1- 0 |
| 3- 2 | | 0- 0 | | 1- 0 | | AWAY | | 1- 1 | | 0- 1 | | 1- 0 |
| 5- 3 | | 0- 0 | | 0- 0 | | NEUTRAL | | 0- 2 | | 0- 0 | | 5- 1 |
| 5- 4 | | 0- 0 | | 0- 0 | | CONFERENCE | | 0- 1 | | 2- 2 | | 3- 1 |
| 4- 0 | | 0- 0 | | 0- 0 | | HOME | | 0- 0 | | 2- 0 | | 2- 0 |
| 1- 4 | | 0- 0 | | 0- 0 | | AWAY | | 0- 1 | | 0- 2 | | 1- 1 |
| 0- 0 | | 0- 0 | | 0- 0 | | NEUTRAL | | 0- 0 | | 0- 0 | | 0- 0 |
| RPI S | Opponent | Score | RPI S | Opponent | Score | RPI S | Opponent | Score | RPI S | Opponent | Score | |
| | | | 31 A | Baylor | 3 1 | 63 N | FGCU | 0 3 | 119 A | Texas Tech | 0 3 | |
| | | | | | | 66 A | A&M-Corpus Christi | 1 3 | 136 A | Utah Valley | 2 3 | |
| | | | | | | 66 H | A&M-Corpus Christi | 3 2 | 136 H | Utah Valley | 3 1 | |
| | | | | | | 66 N | A&M-Corpus Christi | 2 3 | 143 A | Seattle | 2 3 | |
| | | | | | | 73 A | New Mexico St. | 0 3 | 143 H | Seattle | 3 1 | |
| | | | | | | 95 A | Tulane | 3 1 | 161 N | Sam Houston St. | 2 3 | |
| | | | | | | | | | 162 N | SFA | 3 0 | |
| | | | | | | | | | 163 A | Fla. Atlantic | 3 2 | |
| | | | | | | | | | 190 A | CSU Bakersfield | 1 3 | |
| | | | | | | | | | 201 H | UMKC | 3 0 | |
| | | | | | | | | | 258 N | Abilene Christian | 3 2 | |
| | | | | | | | | | 258 N | Abilene Christian | 3 0 | |
| | | | | | | | | | 290 N | Bethune-Cookman | 3 0 | |
| | | | | | | | | | 291 A | Grand Canyon | 3 1 | |
| | | | | | | | | | 302 H | Prairie View | 3 0 | |
| | | | | | | | | | 302 N | Prairie View | 3 0 | |
| | | | | | | | | | 312 H | Chicago St. | 3 0 | |
| LAST 10 GAMES | | | | | | | | | | | | |
| | | | 136 A | Utah Valley | 2 3 | 73 A | New Mexico St. | 0 3 | | | | |
| | | | 143 A | Seattle | 2 3 | 190 A | CSU Bakersfield | 1 3 | | | | |
| | | | 201 H | UMKC | 3 0 | 291 A | Grand Canyon | 3 1 | | | | |
| | | | 312 H | Chicago St. | 3 0 | 143 H | Seattle | 3 1 | | | | |
| | | | 66 H | A&M-Corpus Christi | 3 2 | 136 H | Utah Valley | 3 1 | | | | |

Non-Div. I Games:

UTRGV

UTRGV

| Average RPI Win: 222 | | WON-LOST | WINNING | LAST 10 | STRENGTH OF | OPP. STRENGTH | TEAM | ADJ | CONF. | ADJ CONF. | | |
|-----------------------|----------|----------|-----------|-----------|-------------|----------------|--------------------|------------|--------|----------------------|-------|----------|
| Average RPI Loss: 108 | | RECORD | PCT. RANK | GAMES | SCHEDULE | OF SCHEDULE | RPI | RPI | RPI | RPI | | |
| DIV. I ONLY | | 13- 4 | .76471 | 38 | 8- 2 | 271 | 155 | 120 | .53421 | 124 | 20 | 20 |
| DIV. I NON-CONF. | | 7- 2 | .77778 | 41 | 2- 0 | 272 | 127 | 125 | .53306 | 125 | 21 | 21 |
| <hr/> | | | | | | | | | | | | |
| TOTALS | | RPI 1-25 | | RPI 26-50 | | W-L RECORDS | | RPI 51-100 | | RPI 101-150 | | RPI 150+ |
| 13- 4 | | 0- 0 | | 0- 0 | | OVERALL | | 2- 3 | | 0- 0 | | 11- 1 |
| 6- 0 | | 0- 0 | | 0- 0 | | HOME | | 1- 0 | | 0- 0 | | 5- 0 |
| 4- 4 | | 0- 0 | | 0- 0 | | AWAY | | 0- 3 | | 0- 0 | | 4- 1 |
| 3- 0 | | 0- 0 | | 0- 0 | | NEUTRAL | | 1- 0 | | 0- 0 | | 2- 0 |
| 7- 2 | | 0- 0 | | 0- 0 | | NON-CONFERENCE | | 2- 2 | | 0- 0 | | 5- 0 |
| 3- 0 | | 0- 0 | | 0- 0 | | HOME | | 1- 0 | | 0- 0 | | 2- 0 |
| 1- 2 | | 0- 0 | | 0- 0 | | AWAY | | 0- 2 | | 0- 0 | | 1- 0 |
| 3- 0 | | 0- 0 | | 0- 0 | | NEUTRAL | | 1- 0 | | 0- 0 | | 2- 0 |
| 6- 2 | | 0- 0 | | 0- 0 | | CONFERENCE | | 0- 1 | | 0- 0 | | 6- 1 |
| 3- 0 | | 0- 0 | | 0- 0 | | HOME | | 0- 0 | | 0- 0 | | 3- 0 |
| 3- 2 | | 0- 0 | | 0- 0 | | AWAY | | 0- 1 | | 0- 0 | | 3- 1 |
| 0- 0 | | 0- 0 | | 0- 0 | | NEUTRAL | | 0- 0 | | 0- 0 | | 0- 0 |
| RPI S | Opponent | Score | RPI S | Opponent | Score | RPI S | Opponent | Score | RPI S | Opponent | Score | |
| | | | | | | 66 N | A&M-Corpus Christi | 3 1 | 175 A | Columbia | 2 3 | |
| | | | | | | 82 A | Princeton | 0 3 | 195 H | Rutgers | 3 2 | |
| | | | | | | 85 A | Rice | 0 3 | 204 A | Penn | 3 0 | |
| | | | | | | 89 A | UConn | 0 3 | 212 A | Houston | 3 0 | |
| | | | | | | 98 H | Albany (NY) | 3 0 | 214 A | Cornell | 3 1 | |
| | | | | | | | | | 218 H | Harvard | 3 1 | |
| | | | | | | | | | 242 H | Dartmouth | 3 0 | |
| | | | | | | | | | 249 A | Brown | 3 0 | |
| | | | | | | | | | 249 H | Brown | 3 1 | |
| | | | | | | | | | 307 N | Loyola Maryland | 3 0 | |
| | | | | | | | | | 311 N | St. Francis Brooklyn | 3 0 | |
| | | | | | | | | | 315 H | Iona | 3 0 | |
| LAST 10 GAMES | | | | | | | | | | | | |
| | | | | | | 249 H | Brown | 3 1 | 214 A | Cornell | 3 1 | |
| | | | | | | 82 A | Princeton | 0 3 | 175 A | Columbia | 2 3 | |
| | | | | | | 204 A | Penn | 3 0 | 249 A | Brown | 3 0 | |
| | | | | | | 218 H | Harvard | 3 1 | 212 A | Houston | 3 0 | |
| | | | | | | 242 H | Dartmouth | 3 0 | 66 N | A&M-Corpus Christi | 3 1 | |

Non-Div. I Games:

Yale

| | | | | | | | | | | | |
|-------------------|----------|-----------|-----------|----------------|-------------|---------------|----------------|-------------|-------|------------------|-------|
| Average RPI Win: | 166 | WON-LOST | WINNING | LAST 10 | STRENGTH OF | OPP. STRENGTH | TEAM | ADJ | CONF. | ADJ CONF. | |
| Average RPI Loss: | 125 | RECORD | PCT. RANK | GAMES | SCHEDULE | OF SCHEDULE | RPI | RPI | RPI | RPI | |
| DIV. I ONLY | 13- 9 | .59091 | 120 | 5- 5 | 158 | 115 | 129 | .53389 | 125 | 16 | 16 |
| DIV. I NON-CONF. | 8- 4 | .66667 | 85 | 0- 0 | 152 | 51 | 92 | .55847 | 90 | 16 | 16 |
| <hr/> | | | | | | | | | | | |
| TOTALS | RPI 1-25 | RPI 26-50 | | W-L RECORDS | | RPI 51-100 | | RPI 101-150 | | RPI 150+ | |
| 13- 9 | 0- 0 | 2- 1 | | OVERALL | | 1- 0 | | 4- 6 | | 6- 2 | |
| 5- 2 | 0- 0 | 2- 0 | | HOME | | 0- 0 | | 0- 1 | | 3- 1 | |
| 3- 6 | 0- 0 | 0- 1 | | AWAY | | 0- 0 | | 2- 4 | | 1- 1 | |
| 5- 1 | 0- 0 | 0- 0 | | NEUTRAL | | 1- 0 | | 2- 1 | | 2- 0 | |
| <hr/> | | | | | | | | | | | |
| 8- 4 | 0- 0 | 2- 1 | | NON-CONFERENCE | | 1- 0 | | 3- 3 | | 2- 0 | |
| 2- 1 | 0- 0 | 2- 0 | | HOME | | 0- 0 | | 0- 1 | | 0- 0 | |
| 1- 2 | 0- 0 | 0- 1 | | AWAY | | 0- 0 | | 1- 1 | | 0- 0 | |
| 5- 1 | 0- 0 | 0- 0 | | NEUTRAL | | 1- 0 | | 2- 1 | | 2- 0 | |
| <hr/> | | | | | | | | | | | |
| 5- 5 | 0- 0 | 0- 0 | | CONFERENCE | | 0- 0 | | 1- 3 | | 4- 2 | |
| 3- 1 | 0- 0 | 0- 0 | | HOME | | 0- 0 | | 0- 0 | | 3- 1 | |
| 2- 4 | 0- 0 | 0- 0 | | AWAY | | 0- 0 | | 1- 3 | | 1- 1 | |
| 0- 0 | 0- 0 | 0- 0 | | NEUTRAL | | 0- 0 | | 0- 0 | | 0- 0 | |
| <hr/> | | | | | | | | | | | |
| RPI S | Opponent | Score | RPI S | Opponent | Score | RPI S | Opponent | Score | RPI S | Opponent | Score |
| | | | 37 A | Boise St. | 1 3 | 75 N | DePaul | 3 1 | 104 A | Northern Ariz. | 1 3 |
| | | | 40 H | Colorado | 3 2 | | | | 113 A | Fresno St. | 2 3 |
| | | | 46 H | Long Beach St. | 3 1 | | | | 115 N | Portland | 3 1 |
| | | | | | | | | | 116 N | Arizona St. | 3 1 |
| | | | | | | | | | 119 H | Texas Tech | 1 3 |
| | | | | | | | | | 122 A | Northern Colo. | 0 3 |
| | | | | | | | | | 130 A | Utah St. | 3 2 |
| | | | | | | | | | 133 A | Idaho St. | 3 1 |
| | | | | | | | | | 145 N | UC Davis | 0 3 |
| | | | | | | | | | 149 A | North Dakota | 1 3 |
| | | | | | | | | | 157 H | Sacramento St. | 1 3 |
| | | | | | | | | | 181 A | Weber St. | 1 3 |
| | | | | | | | | | 193 H | Eastern Wash. | 3 2 |
| | | | | | | | | | 217 H | Idaho | 3 1 |
| | | | | | | | | | 226 H | Montana St. | 3 0 |
| | | | | | | | | | 268 N | UC Riverside | 3 0 |
| | | | | | | | | | 289 A | Southern Utah | 3 1 |
| | | | | | | | | | 305 N | Southeastern La. | 3 0 |
| <hr/> | | | | | | | | | | | |
| LAST 10 GAMES | | | | | | | | | | | |
| | | | 217 H | Idaho | 3 1 | 122 A | Northern Colo. | 0 3 | | | |
| | | | 193 H | Eastern Wash. | 3 2 | 157 H | Sacramento St. | 1 3 | | | |
| | | | 289 A | Southern Utah | 3 1 | 226 H | Montana St. | 3 0 | | | |
| | | | 104 A | Northern Ariz. | 1 3 | 181 A | Weber St. | 1 3 | | | |
| | | | 149 A | North Dakota | 1 3 | 133 A | Idaho St. | 3 1 | | | |

Non-Div. I Games:

Portland St.

| Average RPI Win: 251 | | WON-LOST | WINNING | LAST 10 | STRENGTH OF | | OPP. STRENGTH | TEAM | ADJ | CONF. | ADJ CONF. | | | | |
|-----------------------|---|----------|-----------|-----------|-------------|------------------|---------------|------------|-----|-------------------|-----------|-------------------|----|----------|-------|
| Average RPI Loss: 105 | | RECORD | PCT. RANK | GAMES | SCHEDULE | | OF SCHEDULE | RPI | RPI | RPI | RPI | | | | |
| DIV. I ONLY | | 15- 6 | .71429 | 55 | 8- 2 | | 202 | 252 | 125 | .53335 | 126 | 26 | 26 | | |
| DIV. I NON-CONF. | | 7- 4 | .63636 | 109 | 0- 0 | | 132 | 191 | 107 | .54357 | 108 | 26 | 26 | | |
| <hr/> | | | | | | | | | | | | | | | |
| TOTALS | | RPI 1-25 | | RPI 26-50 | | W-L RECORDS | | RPI 51-100 | | RPI 101-150 | | RPI 150+ | | | |
| 15- 6 | | 0- 0 | | 0- 1 | | OVERALL | | 0- 0 | | 0- 5 | | 15- 0 | | | |
| 5- 3 | | 0- 0 | | 0- 0 | | HOME | | 0- 0 | | 0- 3 | | 5- 0 | | | |
| 7- 0 | | 0- 0 | | 0- 0 | | AWAY | | 0- 0 | | 0- 0 | | 7- 0 | | | |
| 3- 3 | | 0- 0 | | 0- 1 | | NEUTRAL | | 0- 0 | | 0- 2 | | 3- 0 | | | |
| 7- 4 | | 0- 0 | | 0- 1 | | NON-CONFERENCE | | 0- 0 | | 0- 3 | | 7- 0 | | | |
| 1- 1 | | 0- 0 | | 0- 0 | | HOME | | 0- 0 | | 0- 1 | | 1- 0 | | | |
| 3- 0 | | 0- 0 | | 0- 0 | | AWAY | | 0- 0 | | 0- 0 | | 3- 0 | | | |
| 3- 3 | | 0- 0 | | 0- 1 | | NEUTRAL | | 0- 0 | | 0- 2 | | 3- 0 | | | |
| 8- 2 | | 0- 0 | | 0- 0 | | CONFERENCE | | 0- 0 | | 0- 2 | | 8- 0 | | | |
| 4- 2 | | 0- 0 | | 0- 0 | | HOME | | 0- 0 | | 0- 2 | | 4- 0 | | | |
| 4- 0 | | 0- 0 | | 0- 0 | | AWAY | | 0- 0 | | 0- 0 | | 4- 0 | | | |
| 0- 0 | | 0- 0 | | 0- 0 | | NEUTRAL | | 0- 0 | | 0- 0 | | 0- 0 | | | |
| RPI | S | Opponent | Score | RPI | S | Opponent | Score | RPI | S | Opponent | Score | RPI | S | Opponent | Score |
| | | | | 33 | N | Dayton | 1 3 | | | 102 | N | Bowling Green | 0 | 3 | |
| | | | | | | | | | | 103 | H | Green Bay | 2 | 3 | |
| | | | | | | | | | | 107 | N | Toledo | 2 | 3 | |
| | | | | | | | | | | 140 | H | Austin Peay | 2 | 3 | |
| | | | | | | | | | | 147 | H | Murray St. | 2 | 3 | |
| | | | | | | | | | | 168 | A | Ill.-Chicago | 3 | 1 | |
| | | | | | | | | | | 175 | A | Columbia | 3 | 1 | |
| | | | | | | | | | | 188 | A | Wright St. | 3 | 1 | |
| | | | | | | | | | | 211 | H | Tennessee St. | 3 | 0 | |
| | | | | | | | | | | 245 | H | Evansville | 3 | 0 | |
| | | | | | | | | | | 247 | N | Bryant | 3 | 1 | |
| | | | | | | | | | | 263 | A | Tennessee Tech | 3 | 0 | |
| | | | | | | | | | | 264 | A | UT Martin | 3 | 1 | |
| | | | | | | | | | | 266 | H | Eastern Ky. | 3 | 0 | |
| | | | | | | | | | | 270 | N | UMass Lowell | 3 | 1 | |
| | | | | | | | | | | 277 | H | Morehead St. | 3 | 2 | |
| | | | | | | | | | | 284 | A | Jacksonville St. | 3 | 1 | |
| | | | | | | | | | | 299 | A | Southeast Mo. St. | 3 | 2 | |
| | | | | | | | | | | 300 | N | Manhattan | 3 | 0 | |
| | | | | | | | | | | 304 | H | Eastern Ill. | 3 | 0 | |
| <hr/> | | | | | | | | | | | | | | | |
| LAST 10 GAMES | | | | | | | | | | | | | | | |
| | | | | 284 | A | Jacksonville St. | 3 1 | 147 | H | Murray St. | 2 3 | | | | |
| | | | | 263 | A | Tennessee Tech | 3 0 | 299 | A | Southeast Mo. St. | 3 2 | | | | |
| | | | | 266 | H | Eastern Ky. | 3 0 | 264 | A | UT Martin | 3 1 | | | | |
| | | | | 277 | H | Morehead St. | 3 2 | 211 | H | Tennessee St. | 3 0 | | | | |
| | | | | 140 | H | Austin Peay | 2 3 | 304 | H | Eastern Ill. | 3 0 | | | | |

Non-Div. I Games:

SIUE

| | | | | | | | | | | | |
|-------------------|---------------|-----------|---------------|----------------|-------------|---------------|--------------------|--------|----------|-----------|-------|
| Average RPI Win: | 208 | WON-LOST | WINNING | LAST 10 | STRENGTH OF | OPP. STRENGTH | TEAM | ADJ | CONF. | ADJ CONF. | |
| Average RPI Loss: | 180 | RECORD | PCT. RANK | GAMES | SCHEDULE | OF SCHEDULE | RPI | RPI | RPI | RPI | |
| DIV. I ONLY | 16- 7 | .69565 | 66 | 7- 3 | 199 | 217 | 126 | .53302 | 127 | 24 | 24 |
| DIV. I NON-CONF. | 9- 4 | .69231 | 75 | 0- 0 | 184 | 144 | 111 | .541 | 112 | 27 | 27 |
| <hr/> | | | | | | | | | | | |
| TOTALS | RPI 1-25 | RPI 26-50 | | W-L RECORDS | RPI 51-100 | | RPI 101-150 | | RPI 150+ | | |
| 16- 7 | 0- 0 | 0- 1 | | OVERALL | 1- 0 | | 1- 1 | | 14- 5 | | |
| 4- 1 | 0- 0 | 0- 0 | | HOME | 0- 0 | | 0- 0 | | 4- 1 | | |
| 8- 4 | 0- 0 | 0- 0 | | AWAY | 1- 0 | | 0- 1 | | 7- 3 | | |
| 4- 2 | 0- 0 | 0- 1 | | NEUTRAL | 0- 0 | | 1- 0 | | 3- 1 | | |
| <hr/> | | | | | | | | | | | |
| 9- 4 | 0- 0 | 0- 1 | | NON-CONFERENCE | 1- 0 | | 1- 0 | | 7- 3 | | |
| 2- 0 | 0- 0 | 0- 0 | | HOME | 0- 0 | | 0- 0 | | 2- 0 | | |
| 3- 2 | 0- 0 | 0- 0 | | AWAY | 1- 0 | | 0- 0 | | 2- 2 | | |
| 4- 2 | 0- 0 | 0- 1 | | NEUTRAL | 0- 0 | | 1- 0 | | 3- 1 | | |
| <hr/> | | | | | | | | | | | |
| 7- 3 | 0- 0 | 0- 0 | | CONFERENCE | 0- 0 | | 0- 1 | | 7- 2 | | |
| 2- 1 | 0- 0 | 0- 0 | | HOME | 0- 0 | | 0- 0 | | 2- 1 | | |
| 5- 2 | 0- 0 | 0- 0 | | AWAY | 0- 0 | | 0- 1 | | 5- 1 | | |
| 0- 0 | 0- 0 | 0- 0 | | NEUTRAL | 0- 0 | | 0- 0 | | 0- 0 | | |
| <hr/> | | | | | | | | | | | |
| RPI S | Opponent | Score | RPI S | Opponent | Score | RPI S | Opponent | Score | RPI S | Opponent | Score |
| | | | 44 N | SMU | 0 3 | 86 A | North Carolina St. | 3 1 | 138 A | Radford | 0 3 |
| | | | 142 N | Delaware | 3 1 | | | | | | |
| | | | 159 A | VCU | 1 3 | | | | | | |
| | | | 169 H | UNCG | 3 2 | | | | | | |
| | | | 170 H | Liberty | 3 1 | | | | | | |
| | | | 177 A | Elon | 3 1 | | | | | | |
| | | | 179 A | Campbell | 3 2 | | | | | | |
| | | | 179 H | Campbell | 2 3 | | | | | | |
| | | | 199 A | Wake Forest | 3 1 | | | | | | |
| | | | 203 N | William & Mary | 3 2 | | | | | | |
| | | | 207 H | Youngstown St. | 3 0 | | | | | | |
| | | | 208 A | Clemson | 1 3 | | | | | | |
| | | | 220 N | Wofford | 3 0 | | | | | | |
| | | | 220 N | Wofford | 3 1 | | | | | | |
| | | | 256 A | UNC Asheville | 0 3 | | | | | | |
| | | | 256 H | UNC Asheville | 3 0 | | | | | | |
| | | | 262 A | Winthrop | 3 0 | | | | | | |
| | | | 271 A | Charleston So. | 3 1 | | | | | | |
| | | | 274 N | Charlotte | 2 3 | | | | | | |
| | | | 275 A | Gardner-Webb | 3 0 | | | | | | |
| | | | 297 A | Presbyterian | 3 0 | | | | | | |
| | | | LAST 10 GAMES | | | | | | | | |
| | | | 271 A | Charleston So. | 3 1 | 179 A | Campbell | 3 2 | | | |
| | | | 297 A | Presbyterian | 3 0 | 262 A | Winthrop | 3 0 | | | |
| | | | 179 H | Campbell | 2 3 | 256 H | UNC Asheville | 3 0 | | | |
| 256 A | UNC Asheville | 0 3 | 170 H | Liberty | 3 1 | | | | | | |
| 275 A | Gardner-Webb | 3 0 | 138 A | Radford | 0 3 | | | | | | |

Non-Div. I Games:

High Point

| Average RPI Win: | 202 | WON-LOST | WINNING | LAST 10 | STRENGTH OF | OPP. STRENGTH | TEAM | ADJ | CONF. | ADJ CONF. | |
|-------------------|----------|-----------|---------------|----------------|-------------|---------------|---------------|--------|----------|-----------------|-------|
| Average RPI Loss: | 95 | RECORD | PCT. RANK | GAMES | SCHEDULE | OF SCHEDULE | RPI | RPI | RPI | RPI | |
| DIV. I ONLY | 13- 8 | .61905 | 107 | 7- 3 | 169 | 125 | 127 | .53292 | 128 | 13 | 13 |
| DIV. I NON-CONF. | 6- 5 | .54545 | 150 | 0- 0 | 205 | 130 | 167 | .50119 | 165 | 13 | 13 |
| <hr/> | | | | | | | | | | | |
| TOTALS | RPI 1-25 | RPI 26-50 | | W-L RECORDS | RPI 51-100 | | RPI 101-150 | | RPI 150+ | | |
| 13- 8 | 0- 0 | 0- 2 | | OVERALL | 1- 1 | | 1- 4 | | 11- 1 | | |
| 5- 1 | 0- 0 | 0- 1 | | HOME | 0- 0 | | 1- 0 | | 4- 0 | | |
| 3- 5 | 0- 0 | 0- 0 | | AWAY | 0- 0 | | 0- 4 | | 3- 0 | | |
| 5- 2 | 0- 0 | 0- 1 | | NEUTRAL | 1- 0 | | 0- 0 | | 4- 1 | | |
| <hr/> | | | | | | | | | | | |
| 6- 5 | 0- 0 | 0- 1 | | NON-CONFERENCE | 1- 1 | | 0- 2 | | 5- 1 | | |
| 0- 0 | 0- 0 | 0- 0 | | HOME | 0- 0 | | 0- 0 | | 0- 0 | | |
| 1- 3 | 0- 0 | 0- 0 | | AWAY | 0- 1 | | 0- 2 | | 1- 0 | | |
| 5- 2 | 0- 0 | 0- 1 | | NEUTRAL | 1- 0 | | 0- 0 | | 4- 1 | | |
| <hr/> | | | | | | | | | | | |
| 7- 3 | 0- 0 | 0- 1 | | CONFERENCE | 0- 0 | | 1- 2 | | 6- 0 | | |
| 5- 1 | 0- 0 | 0- 1 | | HOME | 0- 0 | | 1- 0 | | 4- 0 | | |
| 2- 2 | 0- 0 | 0- 0 | | AWAY | 0- 0 | | 0- 2 | | 2- 0 | | |
| 0- 0 | 0- 0 | 0- 0 | | NEUTRAL | 0- 0 | | 0- 0 | | 0- 0 | | |
| <hr/> | | | | | | | | | | | |
| RPI S | Opponent | Score | RPI S | Opponent | Score | RPI S | Opponent | Score | RPI S | Opponent | Score |
| | | | 36 N | Arizona | 0 3 | 58 A | Indiana | 0 3 | 102 A | Bowling Green | 0 3 |
| | | | 41 H | Cleveland St. | 2 3 | 99 N | Marshall | 3 1 | 103 A | Green Bay | 0 3 |
| | | | | | | | | | 110 H | Oakland | 3 0 |
| | | | | | | | | | 118 A | Butler | 0 3 |
| | | | | | | | | | 144 A | Milwaukee | 2 3 |
| | | | | | | | | | 154 N | Loyola Chicago | 2 3 |
| | | | | | | | | | 168 H | Ill.-Chicago | 3 0 |
| | | | | | | | | | 188 A | Wright St. | 3 0 |
| | | | | | | | | | 188 H | Wright St. | 3 0 |
| | | | | | | | | | 206 A | Valparaiso | 3 0 |
| | | | | | | | | | 206 H | Valparaiso | 3 0 |
| | | | | | | | | | 207 H | Youngstown St. | 3 0 |
| | | | | | | | | | 219 N | Ball St. | 3 1 |
| | | | | | | | | | 224 N | Fort Wayne | 3 0 |
| | | | | | | | | | 245 N | Evansville | 3 0 |
| | | | | | | | | | 277 A | Morehead St. | 3 1 |
| | | | | | | | | | 295 N | Appalachian St. | 3 1 |
| <hr/> | | | | | | | | | | | |
| | | | LAST 10 GAMES | | | | | | | | |
| | | | 188 H | Wright St. | 3 0 | 206 H | Valparaiso | 3 0 | | | |
| | | | 206 A | Valparaiso | 3 0 | 110 H | Oakland | 3 0 | | | |
| | | | 168 H | Ill.-Chicago | 3 0 | 41 H | Cleveland St. | 2 3 | | | |
| | | | 207 H | Youngstown St. | 3 0 | 103 A | Green Bay | 0 3 | | | |
| | | | 188 A | Wright St. | 3 0 | 144 A | Milwaukee | 2 3 | | | |

Non-Div. I Games:

Northern Ky.

| Average RPI Win: 148 | | WON-LOST RECORD | | WINNING PCT. RANK | | LAST 10 GAMES | | STRENGTH OF SCHEDULE | | OPP. STRENGTH OF SCHEDULE | | TEAM RPI | | ADJ RPI | | CONF. RPI | | ADJ CONF. RPI | |
|----------------------|---|-----------------|---|-------------------|---|----------------|---|----------------------|---|---------------------------|---|----------|---|----------------|--|-----------|---|---------------|--|
| DIV. I ONLY | | 7- 13 | | .35 244 | | 2- 8 | | 21 | | 75 | | 128 | | .53167 129 | | 4 | | 4 | |
| DIV. I NON-CONF. | | 5- 6 | | .45455 196 | | 0- 1 | | 55 | | 118 | | 109 | | .54296 110 | | 5 | | 5 | |
| TOTALS | | RPI 1-25 | | RPI 26-50 | | W-L RECORDS | | RPI 51-100 | | RPI 101-150 | | RPI 150+ | | | | | | | |
| 7- 13 | | 0- 3 | | 0- 3 | | OVERALL | | 2- 4 | | 2- 1 | | 3- 2 | | | | | | | |
| 0- 10 | | 0- 2 | | 0- 3 | | HOME | | 0- 2 | | 0- 1 | | 0- 2 | | | | | | | |
| 3- 3 | | 0- 1 | | 0- 0 | | AWAY | | 2- 2 | | 1- 0 | | 0- 0 | | | | | | | |
| 4- 0 | | 0- 0 | | 0- 0 | | NEUTRAL | | 0- 0 | | 1- 0 | | 3- 0 | | | | | | | |
| 5- 6 | | 0- 0 | | 0- 2 | | NON-CONFERENCE | | 1- 2 | | 1- 1 | | 3- 1 | | | | | | | |
| 0- 5 | | 0- 0 | | 0- 2 | | HOME | | 0- 1 | | 0- 1 | | 0- 1 | | | | | | | |
| 1- 1 | | 0- 0 | | 0- 0 | | AWAY | | 1- 1 | | 0- 0 | | 0- 0 | | | | | | | |
| 4- 0 | | 0- 0 | | 0- 0 | | NEUTRAL | | 0- 0 | | 1- 0 | | 3- 0 | | | | | | | |
| 2- 7 | | 0- 3 | | 0- 1 | | CONFERENCE | | 1- 2 | | 1- 0 | | 0- 1 | | | | | | | |
| 0- 5 | | 0- 2 | | 0- 1 | | HOME | | 0- 1 | | 0- 0 | | 0- 1 | | | | | | | |
| 2- 2 | | 0- 1 | | 0- 0 | | AWAY | | 1- 1 | | 1- 0 | | 0- 0 | | | | | | | |
| 0- 0 | | 0- 0 | | 0- 0 | | NEUTRAL | | 0- 0 | | 0- 0 | | 0- 0 | | | | | | | |
| RPI | S | Opponent | | Score | | RPI | S | Opponent | | Score | | RPI | S | Opponent | | Score | | | |
| 8 | H | Florida | | 0 | 3 | 27 | H | Florida St. | | 0 | 3 | 60 | A | UCF | | 3 | 2 | | |
| 16 | A | Missouri | | 0 | 3 | 31 | H | Baylor | | 0 | 3 | 70 | A | Duke | | 0 | 3 | | |
| 16 | H | Missouri | | 0 | 3 | 39 | H | Texas A&M | | 1 | 3 | 81 | H | South Carolina | | 1 | 3 | | |
| | | | | | | | | | | | | 89 | H | UConn | | 0 | 3 | | |
| | | | | | | | | | | | | 92 | A | Auburn | | 2 | 3 | | |
| | | | | | | | | | | | | 96 | A | Ole Miss | | 3 | 2 | | |
| | | | | | | | | | | | | 117 | H | Southern Miss. | | 1 | 3 | | |
| | | | | | | | | | | | | 141 | A | Georgia | | 3 | 0 | | |
| | | | | | | | | | | | | 143 | N | Seattle | | 3 | 1 | | |
| | | | | | | | | | | | | 163 | N | Fla. Atlantic | | 3 | 1 | | |
| | | | | | | | | | | | | 169 | N | UNCG | | 3 | 1 | | |
| | | | | | | | | | | | | 198 | H | Arkansas | | 0 | 3 | | |
| | | | | | | | | | | | | 228 | H | Virginia | | 2 | 3 | | |
| | | | | | | | | | | | | 266 | N | Eastern Ky. | | 3 | 0 | | |
| | | | | LAST 10 GAMES | | | | | | | | | | | | | | | |
| | | 16 | A | Missouri | 0 | 3 | | 16 | H | Missouri | 0 | 3 | | | | | | | |
| | | 81 | H | South Carolina | 1 | 3 | | 39 | H | Texas A&M | 1 | 3 | | | | | | | |
| | | 8 | H | Florida | 0 | 3 | | 198 | H | Arkansas | 0 | 3 | | | | | | | |
| | | 141 | A | Georgia | 3 | 0 | | 92 | A | Auburn | 2 | 3 | | | | | | | |
| | | 96 | A | Ole Miss | 3 | 2 | | 27 | H | Florida St. | 0 | 3 | | | | | | | |

Non-Div. I Games:

LSU

| Average RPI Win: 173 | | WON-LOST RECORD | | WINNING PCT. RANK | | LAST 10 GAMES | | STRENGTH OF SCHEDULE | | OPP. STRENGTH OF SCHEDULE | | TEAM RPI | | ADJ RPI | | CONF. RPI | | ADJ CONF. RPI | |
|----------------------|----------|-----------------|---|-------------------|---------------|----------------|---|----------------------|------------------|---------------------------|---|----------|------------------|------------|---|-----------|--|---------------|--|
| DIV. I ONLY | | 10- 11 | | .47619 188 | | 5- 5 | | 87 | | 86 | | 130 | | .53066 130 | | 7 | | 7 | |
| DIV. I NON-CONF. | | 5- 6 | | .45455 196 | | 0- 0 | | 193 | | 99 | | 187 | | .48479 187 | | 8 | | 8 | |
| TOTALS | | RPI 1-25 | | RPI 26-50 | | W-L RECORDS | | RPI 51-100 | | RPI 101-150 | | RPI 150+ | | | | | | | |
| 10- 11 | | 0- 2 | | 0- 2 | | OVERALL | | 3- 3 | | 2- 4 | | 5- 0 | | | | | | | |
| 5- 4 | | 0- 1 | | 0- 1 | | HOME | | 2- 1 | | 1- 1 | | 2- 0 | | | | | | | |
| 4- 4 | | 0- 1 | | 0- 1 | | AWAY | | 1- 1 | | 1- 1 | | 2- 0 | | | | | | | |
| 1- 3 | | 0- 0 | | 0- 0 | | NEUTRAL | | 0- 1 | | 0- 2 | | 1- 0 | | | | | | | |
| 5- 6 | | 0- 1 | | 0- 0 | | NON-CONFERENCE | | 0- 1 | | 1- 4 | | 4- 0 | | | | | | | |
| 2- 1 | | 0- 0 | | 0- 0 | | HOME | | 0- 0 | | 0- 1 | | 2- 0 | | | | | | | |
| 2- 2 | | 0- 1 | | 0- 0 | | AWAY | | 0- 0 | | 1- 1 | | 1- 0 | | | | | | | |
| 1- 3 | | 0- 0 | | 0- 0 | | NEUTRAL | | 0- 1 | | 0- 2 | | 1- 0 | | | | | | | |
| 5- 5 | | 0- 1 | | 0- 2 | | CONFERENCE | | 3- 2 | | 1- 0 | | 1- 0 | | | | | | | |
| 3- 3 | | 0- 1 | | 0- 1 | | HOME | | 2- 1 | | 1- 0 | | 0- 0 | | | | | | | |
| 2- 2 | | 0- 0 | | 0- 1 | | AWAY | | 1- 1 | | 0- 0 | | 1- 0 | | | | | | | |
| 0- 0 | | 0- 0 | | 0- 0 | | NEUTRAL | | 0- 0 | | 0- 0 | | 0- 0 | | | | | | | |
| RPI S | Opponent | Score | | RPI S | Opponent | Score | | RPI S | Opponent | Score | | RPI S | Opponent | Score | | | | | |
| 20 A | Utah | 0 | 3 | 37 A | Boise St. | 0 | 3 | 54 N | Loyola Marymount | 0 | 3 | 105 A | Oregon St. | 2 | 3 | | | | |
| 25 H | UNLV | 2 | 3 | 50 H | Colorado St. | 0 | 3 | 71 A | San Diego St. | 2 | 3 | 115 N | Portland | 0 | 3 | | | | |
| | | | | | | | | 71 H | San Diego St. | 3 | 2 | 125 H | Portland St. | 2 | 3 | | | | |
| | | | | | | | | 83 H | Wyoming | 0 | 3 | 136 A | Utah Valley | 3 | 1 | | | | |
| | | | | | | | | 94 A | Nevada | 3 | 2 | 143 N | Seattle | 0 | 3 | | | | |
| | | | | | | | | 94 H | Nevada | 3 | 1 | 148 H | New Mexico | 3 | 1 | | | | |
| | | | | | | | | | | | | 152 A | Denver | 3 | 1 | | | | |
| | | | | | | | | | | | | 226 N | Montana St. | 3 | 0 | | | | |
| | | | | | | | | | | | | 237 A | Air Force | 3 | 1 | | | | |
| | | | | | | | | | | | | 268 H | UC Riverside | 3 | 0 | | | | |
| | | | | | | | | | | | | 305 H | Southeastern La. | 3 | 1 | | | | |
| | | | | LAST 10 GAMES | | | | | | | | | | | | | | | |
| | | | | 94 H | Nevada | 3 | 1 | 237 A | Air Force | 3 | 1 | | | | | | | | |
| | | | | 71 H | San Diego St. | 3 | 2 | 83 H | Wyoming | 0 | 3 | | | | | | | | |
| | | | | 25 H | UNLV | 2 | 3 | 50 H | Colorado St. | 0 | 3 | | | | | | | | |
| | | | | 148 H | New Mexico | 3 | 1 | 71 A | San Diego St. | 2 | 3 | | | | | | | | |
| | | | | 37 A | Boise St. | 0 | 3 | 94 A | Nevada | 3 | 2 | | | | | | | | |

Non-Div. I Games:

Utah St.

[illegible]

Non-Div. I Games:

Louisville

| | | | | | | | | | | | |
|------------------|---------------------|-----------------|-------------------|---------------------|----------------------|---------------------------|--------------|----------------|-----------|-----------------|----------------|
| Average RPI Win: | 162 | WON-LOST RECORD | WINNING PCT. RANK | LAST 10 GAMES | STRENGTH OF SCHEDULE | OPP. STRENGTH OF SCHEDULE | TEAM RPI | ADJ RPI | CONF. RPI | ADJ CONF. RPI | |
| DIV. I ONLY | | 8- 12 | .4 221 | 2- 8 | 65 | 28 | 136 | .53034 | 132 | 2 | 2 |
| DIV. I NON-CONF. | | 6- 4 | .6 123 | 0- 0 | 220 | 107 | 155 | .51164 | 155 | 2 | 2 |
| <hr/> | | | | | | | | | | | |
| TOTALS | RPI 1-25 | RPI 26-50 | | W-L RECORDS | RPI 51-100 | | RPI 101-150 | | RPI 150+ | | |
| 8- 12 | 0- 6 | 2- 2 | | OVERALL | 1- 1 | | 1- 3 | | 4- 0 | | |
| 5- 5 | 0- 2 | 2- 0 | | HOME | 0- 0 | | 0- 3 | | 3- 0 | | |
| 2- 7 | 0- 4 | 0- 2 | | AWAY | 0- 1 | | 1- 0 | | 1- 0 | | |
| 1- 0 | 0- 0 | 0- 0 | | NEUTRAL | 1- 0 | | 0- 0 | | 0- 0 | | |
| <hr/> | | | | | | | | | | | |
| 6- 4 | 0- 0 | 0- 1 | | NON-CONFERENCE | 1- 1 | | 1- 2 | | 4- 0 | | |
| 3- 2 | 0- 0 | 0- 0 | | HOME | 0- 0 | | 0- 2 | | 3- 0 | | |
| 2- 2 | 0- 0 | 0- 1 | | AWAY | 0- 1 | | 1- 0 | | 1- 0 | | |
| 1- 0 | 0- 0 | 0- 0 | | NEUTRAL | 1- 0 | | 0- 0 | | 0- 0 | | |
| <hr/> | | | | | | | | | | | |
| 2- 8 | 0- 6 | 2- 1 | | CONFERENCE | 0- 0 | | 0- 1 | | 0- 0 | | |
| 2- 3 | 0- 2 | 2- 0 | | HOME | 0- 0 | | 0- 1 | | 0- 0 | | |
| 0- 5 | 0- 4 | 0- 1 | | AWAY | 0- 0 | | 0- 0 | | 0- 0 | | |
| 0- 0 | 0- 0 | 0- 0 | | NEUTRAL | 0- 0 | | 0- 0 | | 0- 0 | | |
| <hr/> | | | | | | | | | | | |
| RPI S | Opponent | Score | RPI S | Opponent | Score | RPI S | Opponent | Score | RPI S | Opponent | Score |
| 7 A | Washington | 1 <div>3</div> | 28 A | Southern California | 0 <div>3</div> | 61 A | Pacific | 0 <div>3</div> | 106 H | Santa Clara | 1 <div>3</div> |
| 10 A | UCLA | 1 <div>3</div> | 36 H | Arizona | 3 2 | 80 N | Northeastern | 3 2 | 116 H | Arizona St. | 1 <div>3</div> |
| 12 H | Stanford | 1 <div>3</div> | 40 H | Colorado | 3 1 | | | | 120 H | West Virginia | 1 <div>3</div> |
| 13 A | Oregon | 0 <div>3</div> | 46 A | Long Beach St. | 1 <div>3</div> | | | | 139 A | St. Mary's (CA) | 3 1 |
| 20 H | Utah | 0 <div>3</div> | | | | | | | 156 A | UC Irvine | 3 1 |
| 23 A | Washington St. | 0 <div>3</div> | | | | | | | 268 H | UC Riverside | 3 2 |
| | | | | | | | | | 289 H | Southern Utah | 3 0 |
| | | | | | | | | | 291 H | Grand Canyon | 3 0 |
| <hr/> | | | | | | | | | | | |
| LAST 10 GAMES | | | | | | | | | | | |
| 10 A | UCLA | 1 <div>3</div> | 20 H | Utah | 0 <div>3</div> | | | | | | |
| 28 A | Southern California | 0 <div>3</div> | 23 A | Washington St. | 0 <div>3</div> | | | | | | |
| 36 H | Arizona | 3 2 | 7 A | Washington | 1 <div>3</div> | | | | | | |
| 116 H | Arizona St. | 1 <div>3</div> | 13 A | Oregon | 0 <div>3</div> | | | | | | |
| 40 H | Colorado | 3 1 | 12 H | Stanford | 1 <div>3</div> | | | | | | |

Non-Div. I Games:

California

| Average RPI Win: 215 | | WON-LOST | WINNING | LAST 10 | STRENGTH OF | | OPP. STRENGTH | TEAM | ADJ | CONF. | ADJ CONF. |
|----------------------|----------|----------|-----------|----------------|----------------|-------|---------------|-------|------------------|--------|-----------|
| Average RPI Loss: 93 | | RECORD | PCT. RANK | GAMES | SCHEDULE | | OF SCHEDULE | RPI | RPI | RPI | RPI |
| DIV. I ONLY | | 12- 11 | .52174 | 166 | 7- 3 | | 103 | 148 | 132 | .5293 | 133 |
| DIV. I NON-CONF. | | 5- 8 | .38462 | 225 | 0- 0 | | 80 | 102 | 156 | .51139 | 156 |
| TOTALS | | RPI 1-25 | RPI 26-50 | | W-L RECORDS | | RPI 51-100 | | RPI 101-150 | | RPI 150+ |
| 12- 11 | 0- 3 | 0- 1 | | OVERALL | | 0- 1 | | 3- 3 | | 9- 3 | |
| 4- 5 | 0- 2 | 0- 1 | | HOME | | 0- 0 | | 2- 1 | | 2- 1 | |
| 5- 3 | 0- 1 | 0- 0 | | AWAY | | 0- 0 | | 1- 1 | | 4- 1 | |
| 3- 3 | 0- 0 | 0- 0 | | NEUTRAL | | 0- 1 | | 0- 1 | | 3- 1 | |
| 5- 8 | 0- 3 | 0- 1 | | NON-CONFERENCE | | 0- 1 | | 1- 1 | | 4- 2 | |
| 0- 3 | 0- 2 | 0- 1 | | HOME | | 0- 0 | | 0- 0 | | 0- 0 | |
| 2- 2 | 0- 1 | 0- 0 | | AWAY | | 0- 0 | | 1- 0 | | 1- 1 | |
| 3- 3 | 0- 0 | 0- 0 | | NEUTRAL | | 0- 1 | | 0- 1 | | 3- 1 | |
| 7- 3 | 0- 0 | 0- 0 | | CONFERENCE | | 0- 0 | | 2- 2 | | 5- 1 | |
| 4- 2 | 0- 0 | 0- 0 | | HOME | | 0- 0 | | 2- 1 | | 2- 1 | |
| 3- 1 | 0- 0 | 0- 0 | | AWAY | | 0- 0 | | 0- 1 | | 3- 0 | |
| 0- 0 | 0- 0 | 0- 0 | | NEUTRAL | | 0- 0 | | 0- 0 | | 0- 0 | |
| RPI S | Opponent | Score | | RPI S | Opponent | Score | | RPI S | Opponent | Score | |
| 11 H | BYU | 0 | 3 | 37 H | Boise St. | 1 | 3 | 65 N | Gonzaga | 1 | 3 |
| 16 H | Missouri | 1 | 3 | | | | | 104 A | Northern Ariz. | 1 | 3 |
| 20 A | Utah | 0 | 3 | | | | | 118 N | Butler | 1 | 3 |
| | | | | | | | | 122 H | Northern Colo. | 3 | 2 |
| | | | | | | | | 125 H | Portland St. | 1 | 3 |
| | | | | | | | | 136 A | Utah Valley | 3 | 0 |
| | | | | | | | | 149 H | North Dakota | 3 | 2 |
| | | | | | | | | 157 H | Sacramento St. | 2 | 3 |
| | | | | | | | | 181 H | Weber St. | 3 | 0 |
| | | | | | | | | 182 N | Sacred Heart | 1 | 3 |
| | | | | | | | | 189 A | New Hampshire | 1 | 3 |
| | | | | | | | | 193 H | Eastern Wash. | 3 | 0 |
| | | | | | | | | 212 A | Houston | 3 | 1 |
| | | | | | | | | 226 A | Montana St. | 3 | 1 |
| | | | | | | | | 259 N | Texas Southern | 3 | 1 |
| | | | | | | | | 265 N | Lamar University | 3 | 0 |
| | | | | | | | | 269 A | Montana | 3 | 1 |
| | | | | | | | | 276 N | Holy Cross | 3 | 1 |
| | | | | | | | | 289 A | Southern Utah | 3 | 1 |
| LAST 10 GAMES | | | | | | | | | | | |
| | | | | 122 H | Northern Colo. | 3 | 2 | 269 A | Montana | 3 | 1 |
| | | | | 149 H | North Dakota | 3 | 2 | 289 A | Southern Utah | 3 | 1 |
| | | | | 181 H | Weber St. | 3 | 0 | 104 A | Northern Ariz. | 1 | 3 |
| | | | | 193 H | Eastern Wash. | 3 | 0 | 157 H | Sacramento St. | 2 | 3 |
| | | | | 226 A | Montana St. | 3 | 1 | 125 H | Portland St. | 1 | 3 |

Non-Div. I Games:

Idaho St.

| Average RPI Win: 235 | | WON-LOST RECORD | | WINNING PCT. RANK | | LAST 10 GAMES | | STRENGTH OF SCHEDULE | | OPP. STRENGTH OF SCHEDULE | | TEAM RPI | | ADJ RPI | | CONF. RPI | | ADJ CONF. RPI | |
|----------------------|---|-----------------|--|-------------------|---|----------------|---|----------------------|--|---------------------------|---|---------------|---|-----------------|--|-----------|---|---------------|--|
| DIV. I ONLY | | 15- 9 | | .625 101 | | 6- 3 | | 164 | | 212 | | 134 | | .52846 134 | | 17 | | 17 | |
| DIV. I NON-CONF. | | 10- 6 | | .625 117 | | 1- 0 | | 131 | | 219 | | 118 | | .53818 116 | | 18 | | 18 | |
| TOTALS | | RPI 1-25 | | RPI 26-50 | | W-L RECORDS | | RPI 51-100 | | RPI 101-150 | | RPI 150+ | | | | | | | |
| 15- 9 | | 0- 0 | | 0- 2 | | OVERALL | | 0- 3 | | 1- 2 | | 14- 2 | | | | | | | |
| 5- 3 | | 0- 0 | | 0- 0 | | HOME | | 0- 1 | | 0- 1 | | 5- 1 | | | | | | | |
| 6- 3 | | 0- 0 | | 0- 1 | | AWAY | | 0- 1 | | 0- 0 | | 6- 1 | | | | | | | |
| 4- 3 | | 0- 0 | | 0- 1 | | NEUTRAL | | 0- 1 | | 1- 1 | | 3- 0 | | | | | | | |
| 10- 6 | | 0- 0 | | 0- 2 | | NON-CONFERENCE | | 0- 1 | | 1- 1 | | 9- 2 | | | | | | | |
| 4- 1 | | 0- 0 | | 0- 0 | | HOME | | 0- 0 | | 0- 0 | | 4- 1 | | | | | | | |
| 2- 2 | | 0- 0 | | 0- 1 | | AWAY | | 0- 0 | | 0- 0 | | 2- 1 | | | | | | | |
| 4- 3 | | 0- 0 | | 0- 1 | | NEUTRAL | | 0- 1 | | 1- 1 | | 3- 0 | | | | | | | |
| 5- 3 | | 0- 0 | | 0- 0 | | CONFERENCE | | 0- 2 | | 0- 1 | | 5- 0 | | | | | | | |
| 1- 2 | | 0- 0 | | 0- 0 | | HOME | | 0- 1 | | 0- 1 | | 1- 0 | | | | | | | |
| 4- 1 | | 0- 0 | | 0- 0 | | AWAY | | 0- 1 | | 0- 0 | | 4- 0 | | | | | | | |
| 0- 0 | | 0- 0 | | 0- 0 | | NEUTRAL | | 0- 0 | | 0- 0 | | 0- 0 | | | | | | | |
| RPI | S | Opponent | | Score | | RPI | S | Opponent | | Score | | RPI | S | Opponent | | Score | | | |
| 38 | A | Coastal Caro. | | 0 | 3 | 63 | A | FGCU | | 0 | 3 | 107 | N | Toledo | | 2 | 3 | | |
| 43 | N | Georgia Tech | | 0 | 3 | 74 | H | Lipscomb | | 0 | 3 | 111 | H | Kennesaw St. | | 1 | 3 | | |
| | | | | | | 80 | N | Northeastern | | 1 | 3 | 122 | N | Northern Colo. | | 3 | 1 | | |
| | | | | | | | | | | | | 163 | A | Fla. Atlantic | | 3 | 2 | | |
| | | | | | | | | | | | | 194 | H | Mercer | | 3 | 0 | | |
| | | | | | | | | | | | | 196 | N | Drake | | 3 | 2 | | |
| | | | | | | | | | | | | 197 | A | Houston Baptist | | 1 | 3 | | |
| | | | | | | | | | | | | 204 | N | Penn | | 3 | 0 | | |
| | | | | | | | | | | | | 209 | A | Ga. Southern | | 3 | 1 | | |
| | | | | | | | | | | | | 223 | H | FIU | | 1 | 3 | | |
| | | | | | | | | | | | | 234 | A | Jacksonville | | 3 | 2 | | |
| | | | | | | | | | | | | 234 | H | Jacksonville | | 3 | 1 | | |
| | | | | | | | | | | | | 236 | A | USC Upstate | | 3 | 0 | | |
| | | | | | | | | | | | | 243 | H | Florida A&M | | 3 | 2 | | |
| | | | | | | | | | | | | 285 | A | Stetson | | 3 | 1 | | |
| | | | | | | | | | | | | 290 | H | Bethune-Cookman | | 3 | 1 | | |
| | | | | | | | | | | | | 290 | N | Bethune-Cookman | | 3 | 1 | | |
| | | | | | | | | | | | | 313 | A | NJIT | | 3 | 0 | | |
| | | | | | | | | | | | | 316 | H | Nicholls St. | | 3 | 0 | | |
| LAST 10 GAMES | | | | | | LAST 10 GAMES | | | | | | LAST 10 GAMES | | | | | | | |
| 234 | H | Jacksonville | | 3 | 1 | 290 | H | Bethune-Cookman | | 3 | 1 | 234 | H | Jacksonville | | 3 | 2 | | |
| 63 | A | FGCU | | 0 | 3 | 111 | H | Kennesaw St. | | 1 | 3 | 74 | H | Lipscomb | | 0 | 3 | | |
| 285 | A | Stetson | | 3 | 1 | 234 | A | Jacksonville | | 3 | 2 | 243 | H | Florida A&M | | 3 | 2 | | |
| 313 | A | NJIT | | 3 | 0 | | | | | | | | | | | | | | |
| 236 | A | USC Upstate | | 3 | 0 | | | | | | | | | | | | | | |

Non-Div. I Games:

North Florida

A
m
e
r
i
c
a
n

Non-Div. I Games:

| Average RPI Win: | | 198 | WON-LOST RECORD | | WINNING PCT. RANK | | LAST 10 GAMES | | STRENGTH OF SCHEDULE | | OPP. STRENGTH OF SCHEDULE | | TEAM RPI | | ADJ RPI | | CONF. RPI | | ADJ CONF. RPI | |
|------------------|---|------------|-----------------|-----------|-------------------|----------------|---------------|-----------------|----------------------|-------------|---------------------------|---------------|----------|-----------------------|---------|-------|-----------|--|---------------|--|
| DIV. I ONLY | | | 10- 12 | | .45455 | 196 | 6- 4 | | 69 | | 107 | | 137 | | .52739 | 136 | 19 | | 19 | |
| DIV. I NON-CONF. | | | 4- 9 | | .30769 | 256 | 0- 1 | | 52 | | 45 | | 151 | | .51453 | 151 | 15 | | 15 | |
| TOTALS | | RPI 1-25 | | RPI 26-50 | | W-L RECORDS | | RPI 51-100 | | RPI 101-150 | | RPI 150+ | | | | | | | | |
| 10- 12 | | 0- 3 | | 0- 1 | | OVERALL | | 1- 4 | | 2- 3 | | 7- 1 | | | | | | | | |
| 7- 5 | | 0- 1 | | 0- 0 | | HOME | | 0- 1 | | 2- 2 | | 5- 1 | | | | | | | | |
| 2- 4 | | 0- 1 | | 0- 1 | | AWAY | | 0- 1 | | 0- 1 | | 2- 0 | | | | | | | | |
| 1- 3 | | 0- 1 | | 0- 0 | | NEUTRAL | | 1- 2 | | 0- 0 | | 0- 0 | | | | | | | | |
| 4- 9 | | 0- 3 | | 0- 1 | | NON-CONFERENCE | | 1- 2 | | 0- 2 | | 3- 1 | | | | | | | | |
| 3- 4 | | 0- 1 | | 0- 0 | | HOME | | 0- 0 | | 0- 2 | | 3- 1 | | | | | | | | |
| 0- 2 | | 0- 1 | | 0- 1 | | AWAY | | 0- 0 | | 0- 0 | | 0- 0 | | | | | | | | |
| 1- 3 | | 0- 1 | | 0- 0 | | NEUTRAL | | 1- 2 | | 0- 0 | | 0- 0 | | | | | | | | |
| 6- 3 | | 0- 0 | | 0- 0 | | CONFERENCE | | 0- 2 | | 2- 1 | | 4- 0 | | | | | | | | |
| 4- 1 | | 0- 0 | | 0- 0 | | HOME | | 0- 1 | | 2- 0 | | 2- 0 | | | | | | | | |
| 2- 2 | | 0- 0 | | 0- 0 | | AWAY | | 0- 1 | | 0- 1 | | 2- 0 | | | | | | | | |
| 0- 0 | | 0- 0 | | 0- 0 | | NEUTRAL | | 0- 0 | | 0- 0 | | 0- 0 | | | | | | | | |
| RPI | S | Opponent | | Score | | RPI | S | Opponent | | Score | | RPI | S | Opponent | | Score | | | | |
| 7 | N | Washington | | 0 | 3 | 34 | A | Hawaii | | 0 | 3 | 64 | N | Cal Poly | | 0 | 3 | | | |
| 11 | A | BYU | | 0 | 3 | | | | | | | 69 | N | Northern Ill. | | 3 | 2 | | | |
| 25 | H | UNLV | | 1 | 3 | | | | | | | 73 | A | New Mexico St. | | 2 | 3 | | | |
| | | | | | | | | | | | | 73 | H | New Mexico St. | | 2 | 3 | | | |
| | | | | | | | | | | | | 85 | N | Rice | | 0 | 3 | | | |
| | | | | | | | | | | | | | | 123 A UTRGV | | 1 | 3 | | | |
| | | | | | | | | | | | | | | 123 H UTRGV | | 3 | 2 | | | |
| | | | | | | | | | | | | | | 130 H Utah St. | | 1 | 3 | | | |
| | | | | | | | | | | | | | | 133 H Idaho St. | | 0 | 3 | | | |
| | | | | | | | | | | | | | | 143 H Seattle | | 3 | 1 | | | |
| | | | | | | | | | | | | | | 151 H CSUN | | 2 | 3 | | | |
| | | | | | | | | | | | | | | 176 H San Jose St. | | 3 | 1 | | | |
| | | | | | | | | | | | | | | 184 H North Texas | | 3 | 2 | | | |
| | | | | | | | | | | | | | | 190 A CSU Bakersfield | | 3 | 2 | | | |
| | | | | | | | | | | | | | | 201 H UMKC | | 3 | 2 | | | |
| | | | | | | | | | | | | | | 289 H Southern Utah | | 3 | 0 | | | |
| | | | | | | | | | | | | | | 291 A Grand Canyon | | 3 | 1 | | | |
| | | | | | | | | | | | | | | 312 H Chicago St. | | 3 | 0 | | | |
| LAST 10 GAMES | | | | | | LAST 10 GAMES | | | | | | LAST 10 GAMES | | | | | | | | |
| | | | | | | 123 | H | UTRGV | | 3 | 2 | 201 | H | UMKC | | 3 | 2 | | | |
| | | | | | | 73 | H | New Mexico St. | | 2 | 3 | 312 | H | Chicago St. | | 3 | 0 | | | |
| | | | | | | 291 | A | Grand Canyon | | 3 | 1 | 73 | A | New Mexico St. | | 2 | 3 | | | |
| | | | | | | 190 | A | CSU Bakersfield | | 3 | 2 | 123 | A | UTRGV | | 1 | 3 | | | |
| | | | | | | 143 | H | Seattle | | 3 | 1 | 151 | H | CSUN | | 2 | 3 | | | |

Non-Div. I Games:

Utah Valley

| Average RPI Win: | 224 | WON-LOST RECORD | WINNING PCT. RANK | LAST 10 GAMES | STRENGTH OF SCHEDULE | OPP. STRENGTH OF SCHEDULE | TEAM RPI | ADJ RPI | CONF. RPI | ADJ CONF. RPI | |
|---------------------|-------------|-----------------|-------------------|----------------|----------------------|---------------------------|-------------|------------|------------------|---------------|---|
| DIV. I ONLY | | 11- 11 | .5 172 | 7- 3 | 92 | 165 | 138 | .526 137 | 15 | 15 | |
| DIV. I NON-CONF. | | 4- 8 | .33333 243 | 0- 0 | 57 | 149 | 157 | .50886 157 | 14 | 14 | |
| <hr/> | | | | | | | | | | | |
| TOTALS | RPI 1-25 | RPI 26-50 | | W-L RECORDS | RPI 51-100 | | RPI 101-150 | | RPI 150+ | | |
| 11- 11 | 0- 1 | 0- 1 | | OVERALL | 0- 6 | | 1- 3 | | 10- 0 | | |
| 5- 4 | 0- 1 | 0- 0 | | HOME | 0- 3 | | 0- 0 | | 5- 0 | | |
| 4- 4 | 0- 0 | 0- 1 | | AWAY | 0- 2 | | 1- 1 | | 3- 0 | | |
| 2- 3 | 0- 0 | 0- 0 | | NEUTRAL | 0- 1 | | 0- 2 | | 2- 0 | | |
| <hr/> | | | | | | | | | | | |
| 4- 8 | 0- 1 | 0- 0 | | NON-CONFERENCE | 0- 5 | | 0- 2 | | 4- 0 | | |
| 0- 3 | 0- 1 | 0- 0 | | HOME | 0- 2 | | 0- 0 | | 0- 0 | | |
| 2- 2 | 0- 0 | 0- 0 | | AWAY | 0- 2 | | 0- 0 | | 2- 0 | | |
| 2- 3 | 0- 0 | 0- 0 | | NEUTRAL | 0- 1 | | 0- 2 | | 2- 0 | | |
| <hr/> | | | | | | | | | | | |
| 7- 3 | 0- 0 | 0- 1 | | CONFERENCE | 0- 1 | | 1- 1 | | 6- 0 | | |
| 5- 1 | 0- 0 | 0- 0 | | HOME | 0- 1 | | 0- 0 | | 5- 0 | | |
| 2- 2 | 0- 0 | 0- 1 | | AWAY | 0- 0 | | 1- 1 | | 1- 0 | | |
| 0- 0 | 0- 0 | 0- 0 | | NEUTRAL | 0- 0 | | 0- 0 | | 0- 0 | | |
| <hr/> | | | | | | | | | | | |
| RPI S | Opponent | Score | | RPI S | Opponent | Score | | RPI S | Opponent | Score | |
| 21 H | Western Ky. | 1 | 3 | 45 A | Miami (OH) | 0 | 3 | 59 N | UTSA | 1 | 3 |
| | | | | | | | | 62 H | Villanova | 0 | 3 |
| | | | | | | | | 63 H | FGCU | 0 | 3 |
| | | | | | | | | 69 H | Northern Ill. | 2 | 3 |
| | | | | | | | | 93 A | Oklahoma | 0 | 3 |
| | | | | | | | | 99 A | Marshall | 2 | 3 |
| | | | | | | | | 102 A | Bowling Green | 3 | 0 |
| | | | | | | | | 107 A | Toledo | 1 | 3 |
| | | | | | | | | 108 N | UNCW | 1 | 3 |
| | | | | | | | | 138 N | Radford | 0 | 3 |
| | | | | | | | | 171 A | Virginia Tech | 3 | 2 |
| | | | | | | | | 185 H | Kent St. | 3 | 1 |
| | | | | | | | | 191 H | Western Mich. | 3 | 0 |
| | | | | | | | | 215 H | Eastern Mich. | 3 | 2 |
| | | | | | | | | 219 A | Ball St. | 3 | 2 |
| | | | | | | | | 220 N | Wofford | 3 | 0 |
| | | | | | | | | 265 N | Lamar University | 3 | 0 |
| | | | | | | | | 295 A | Appalachian St. | 3 | 0 |
| | | | | | | | | 296 H | Akron | 3 | 0 |
| | | | | | | | | 309 H | Buffalo | 3 | 0 |
| <hr/> | | | | | | | | | | | |
| LAST 10 GAMES | | | | | | | | | | | |
| 191 H Western Mich. | | | | 3 | 0 | 185 H Kent St. | | | | 3 | 1 |
| 69 H Northern Ill. | | | | 2 | 3 | 102 A Bowling Green | | | | 3 | 0 |
| 219 A Ball St. | | | | 3 | 2 | 45 A Miami (OH) | | | | 0 | 3 |
| 107 A Toledo | | | | 1 | 3 | 309 H Buffalo | | | | 3 | 0 |
| 215 H Eastern Mich. | | | | 3 | 2 | 296 H Akron | | | | 3 | 0 |

Non-Div. I Games:

Ohio

| Average RPI Win: 252 | | WON-LOST RECORD | | WINNING PCT. RANK | | LAST 10 GAMES | | STRENGTH OF SCHEDULE | | OPP. STRENGTH OF SCHEDULE | | TEAM RPI | | ADJ RPI | | CONF. RPI | | ADJ CONF. RPI | |
|----------------------|---|-----------------|--|-------------------|-----|----------------|----------|----------------------|-------|---------------------------|---|----------|---|----------------------|---|-----------|--|---------------|--|
| DIV. I ONLY | | 18- 4 | | .81818 19 | | 9- 1 | | 282 | | 284 | | 133 | | .5259 138 | | 24 | | 24 | |
| DIV. I NON-CONF. | | 9- 3 | | .75 50 | | 0- 0 | | 298 | | 286 | | 174 | | .49349 176 | | 27 | | 27 | |
| TOTALS | | RPI 1-25 | | RPI 26-50 | | W-L RECORDS | | RPI 51-100 | | RPI 101-150 | | RPI 150+ | | | | | | | |
| 18- 4 | | 0- 0 | | 0- 0 | | OVERALL | | 0- 0 | | 2- 1 | | 16- 3 | | | | | | | |
| 7- 0 | | 0- 0 | | 0- 0 | | HOME | | 0- 0 | | 1- 0 | | 6- 0 | | | | | | | |
| 7- 4 | | 0- 0 | | 0- 0 | | AWAY | | 0- 0 | | 0- 1 | | 7- 3 | | | | | | | |
| 4- 0 | | 0- 0 | | 0- 0 | | NEUTRAL | | 0- 0 | | 1- 0 | | 3- 0 | | | | | | | |
| 9- 3 | | 0- 0 | | 0- 0 | | NON-CONFERENCE | | 0- 0 | | 1- 1 | | 8- 2 | | | | | | | |
| 3- 0 | | 0- 0 | | 0- 0 | | HOME | | 0- 0 | | 0- 0 | | 3- 0 | | | | | | | |
| 2- 3 | | 0- 0 | | 0- 0 | | AWAY | | 0- 0 | | 0- 1 | | 2- 2 | | | | | | | |
| 4- 0 | | 0- 0 | | 0- 0 | | NEUTRAL | | 0- 0 | | 1- 0 | | 3- 0 | | | | | | | |
| 9- 1 | | 0- 0 | | 0- 0 | | CONFERENCE | | 0- 0 | | 1- 0 | | 8- 1 | | | | | | | |
| 4- 0 | | 0- 0 | | 0- 0 | | HOME | | 0- 0 | | 1- 0 | | 3- 0 | | | | | | | |
| 5- 1 | | 0- 0 | | 0- 0 | | AWAY | | 0- 0 | | 0- 0 | | 5- 1 | | | | | | | |
| 0- 0 | | 0- 0 | | 0- 0 | | NEUTRAL | | 0- 0 | | 0- 0 | | 0- 0 | | | | | | | |
| RPI | S | Opponent | | Score | RPI | S | Opponent | | Score | RPI | S | Opponent | | Score | | | | | |
| | | | | | | | | | | | | 127 | H | High Point | 3 | 0 | | | |
| | | | | | | | | | | | | 137 | N | Ohio | 3 | 0 | | | |
| | | | | | | | | | | | | 150 | A | Samford | 0 | 3 | | | |
| | | | | | | | | | | | | 169 | A | UNCG | 1 | 3 | | | |
| | | | | | | | | | | | | 170 | H | Liberty | 3 | 2 | | | |
| | | | | | | | | | | | | 171 | A | Virginia Tech | 1 | 3 | | | |
| | | | | | | | | | | | | 179 | A | Campbell | 3 | 1 | | | |
| | | | | | | | | | | | | 199 | H | Wake Forest | 3 | 2 | | | |
| | | | | | | | | | | | | 256 | A | UNC Asheville | 3 | 1 | | | |
| | | | | | | | | | | | | 262 | A | Winthrop | 3 | 0 | | | |
| | | | | | | | | | | | | 262 | H | Winthrop | 3 | 0 | | | |
| | | | | | | | | | | | | 263 | N | Tennessee Tech | 3 | 0 | | | |
| | | | | | | | | | | | | 271 | A | Charleston So. | 1 | 3 | | | |
| | | | | | | | | | | | | 275 | A | Gardner-Webb | 3 | 0 | | | |
| | | | | | | | | | | | | 275 | H | Gardner-Webb | 3 | 1 | | | |
| | | | | | | | | | | | | 287 | A | UAB | 3 | 0 | | | |
| | | | | | | | | | | | | 297 | A | Presbyterian | 3 | 0 | | | |
| | | | | | | | | | | | | 299 | N | Southeast Mo. St. | 3 | 0 | | | |
| | | | | | | | | | | | | 301 | A | N.C. A&T | 3 | 2 | | | |
| | | | | | | | | | | | | 308 | N | Hampton | 3 | 0 | | | |
| | | | | | | | | | | | | 311 | H | St. Francis Brooklyn | 3 | 0 | | | |
| | | | | | | | | | | | | 321 | H | Norfolk St. | 3 | 0 | | | |
| | | | | | | | | | | | | | | | | | | | |
| | | | | | | | | | | | | | | | | | | | |
| | | | | | | | | | | | | | | | | | | | |
| | | | | | | | | | | | | | | | | | | | |
| | | | | | | | | | | | | | | | | | | | |
| | | | | | | | | | | | | | | | | | | | |
| | | | | | | | | | | | | | | | | | | | |
| | | | | | | | | | | | | | | | | | | | |
| | | | | | | | | | | | | | | | | | | | |
| | | | | | | | | | | | | | | | | | | | |
| | | | | | | | | | | | | | | | | | | | |
| | | | | | | | | | | | | | | | | | | | |
| | | | | | | | | | | | | | | | | | | | |
| | | | | | | | | | | | | | | | | | | | |
| | | | | | | | | | | | | | | | | | | | |
| | | | | | | | | | | | | | | | | | | | |
| | | | | | | | | | | | | | | | | | | | |
| | | | | | | | | | | | | | | | | | | | |
| | | | | | | | | | | | | | | | | | | | |
| | | | | | | | | | | | | | | | | | | | |
| | | | | | | | | | | | | | | | | | | | |
| | | | | | | | | | | | | | | | | | | | |
| | | | | | | | | | | | | | | | | | | | |
| | | | | | | | | | | | | | | | | | | | |
| | | | | | | | | | | | | | | | | | | | |
| | | | | | | | | | | | | | | | | | | | |
| | | | | | | | | | | | | | | | | | | | |
| | | | | | | | | | | | | | | | | | | | |
| | | | | | | | | | | | | | | | | | | | |
| | | | | | | | | | | | | | | | | | | | |
| | | | | | | | | | | | | | | | | | | | |
| | | | | | | | | | | | | | | | | | | | |
| | | | | | | | | | | | | | | | | | | | |
| | | | | | | | | | | | | | | | | | | | |
| | | | | | | | | | | | | | | | | | | | |
| | | | | | | | | | | | | | | | | | | | |
| | | | | | | | | | | | | | | | | | | | |
| | | | | | | | | | | | | | | | | | | | |
| | | | | | | | | | | | | | | | | | | | |
| | | | | | | | | | | | | | | | | | | | |
| | | | | | | | | | | | | | | | | | | | |
| | | | | | | | | | | | | | | | | | | | |
| | | | | | | | | | | | | | | | | | | | |

Non-Div. I Games:

Radford

| Average RPI Win: | 184 | WON-LOST RECORD | WINNING PCT. RANK | LAST 10 GAMES | STRENGTH OF SCHEDULE | OPP. STRENGTH OF SCHEDULE | TEAM RPI | ADJ RPI | CONF. RPI | ADJ CONF. RPI | | | |
|---------------------|-----------|-----------------|-------------------|----------------|----------------------|---------------------------|------------------|-----------------------|-----------|------------------|-------|---|---|
| DIV. I ONLY | 10- 11 | .47619 | 188 | 5- 5 | 116 | 50 | 139 | .52513 | 139 | 5 | 5 | | |
| DIV. I NON-CONF. | 5- 6 | .45455 | 196 | 0- 0 | 122 | 69 | 153 | .51252 | 153 | 4 | 4 | | |
| <hr/> | | | | | | | | | | | | | |
| TOTALS | RPI 1-25 | RPI 26-50 | | W-L RECORDS | RPI 51-100 | | RPI 101-150 | | RPI 150+ | | | | |
| 10- 11 | 0- 4 | 0- 2 | | OVERALL | 1- 3 | | 3- 2 | | 6- 0 | | | | |
| 6- 5 | 0- 1 | 0- 0 | | HOME | 1- 2 | | 2- 2 | | 3- 0 | | | | |
| 2- 5 | 0- 3 | 0- 1 | | AWAY | 0- 1 | | 1- 0 | | 1- 0 | | | | |
| 2- 1 | 0- 0 | 0- 1 | | NEUTRAL | 0- 0 | | 0- 0 | | 2- 0 | | | | |
| <hr/> | | | | | | | | | | | | | |
| 5- 6 | 0- 2 | 0- 2 | | NON-CONFERENCE | 0- 1 | | 1- 1 | | 4- 0 | | | | |
| 2- 3 | 0- 1 | 0- 0 | | HOME | 0- 1 | | 0- 1 | | 2- 0 | | | | |
| 1- 2 | 0- 1 | 0- 1 | | AWAY | 0- 0 | | 1- 0 | | 0- 0 | | | | |
| 2- 1 | 0- 0 | 0- 1 | | NEUTRAL | 0- 0 | | 0- 0 | | 2- 0 | | | | |
| <hr/> | | | | | | | | | | | | | |
| 5- 5 | 0- 2 | 0- 0 | | CONFERENCE | 1- 2 | | 2- 1 | | 2- 0 | | | | |
| 4- 2 | 0- 0 | 0- 0 | | HOME | 1- 1 | | 2- 1 | | 1- 0 | | | | |
| 1- 3 | 0- 2 | 0- 0 | | AWAY | 0- 1 | | 0- 0 | | 1- 0 | | | | |
| 0- 0 | 0- 0 | 0- 0 | | NEUTRAL | 0- 0 | | 0- 0 | | 0- 0 | | | | |
| <hr/> | | | | | | | | | | | | | |
| RPI S | Opponent | Score | RPI S | Opponent | Score | RPI S | Opponent | Score | RPI S | Opponent | Score | | |
| 5 A | San Diego | 0 3 | 48 N | Illinois | 0 3 | 54 H | Loyola Marymount | 1 3 | 106 H | Santa Clara | 3 0 | | |
| 11 A | BYU | 0 3 | 50 A | Colorado St. | 0 3 | 61 A | Pacific | 0 3 | 114 H | Pepperdine | 3 1 | | |
| 12 H | Stanford | 0 3 | | | | 65 H | Gonzaga | 3 1 | 115 H | Portland | 1 3 | | |
| 13 A | Oregon | 0 3 | | | | 94 H | Nevada | 1 3 | 122 A | Northern Colo. | 3 1 | | |
| | | | | | | | | | 132 H | California | 1 3 | | |
| | | | | | | | | | 174 N | Belmont | 3 0 | | |
| | | | | | | | | | 232 N | North Dakota St. | 3 1 | | |
| | | | | | | | | | 251 A | San Francisco | 3 0 | | |
| | | | | | | | | | 251 H | San Francisco | 3 0 | | |
| | | | | | | | | | 260 H | Middle Tenn. | 3 1 | | |
| | | | | | | | | | 268 H | UC Riverside | 3 1 | | |
| <hr/> | | | | | | | | | | | | | |
| LAST 10 GAMES | | | | | | | | | | | | | |
| 106 H Santa Clara | | | | | | 3 | 0 | 114 H Pepperdine | | | | 3 | 1 |
| 251 H San Francisco | | | | | | 3 | 0 | 54 H Loyola Marymount | | | | 1 | 3 |
| 61 A Pacific | | | | | | 0 | 3 | 251 A San Francisco | | | | 3 | 0 |
| 5 A San Diego | | | | | | 0 | 3 | 115 H Portland | | | | 1 | 3 |
| 11 A BYU | | | | | | 0 | 3 | 65 H Gonzaga | | | | 3 | 1 |

Non-Div. I Games:

St. Mary's (CA)

| Average RPI Win: | | 257 | WON-LOST RECORD | | WINNING PCT. RANK | | LAST 10 GAMES | | STRENGTH OF SCHEDULE | | OPP. STRENGTH OF SCHEDULE | | TEAM RPI | | ADJ RPI | | CONF. RPI | | ADJ CONF. RPI | |
|-------------------|---|-------------|-----------------|-----------|-------------------|----------------|---------------|------------|----------------------|-------------|---------------------------|----------|----------|----------------|------------|-------|-----------|--|---------------|--|
| Average RPI Loss: | | 108 | | | | | | | | | | | | | | | | | | |
| DIV. I ONLY | | | 18- 8 | | .69231 70 | | 8- 2 | | 218 | | 258 | | 140 | | .52315 140 | | 26 | | 26 | |
| DIV. I NON-CONF. | | | 10- 6 | | .625 117 | | 1- 0 | | 183 | | 248 | | 148 | | .51589 148 | | 26 | | 26 | |
| TOTALS | | RPI 1-25 | | RPI 26-50 | | W-L RECORDS | | RPI 51-100 | | RPI 101-150 | | RPI 150+ | | | | | | | | |
| 18- 8 | | 0- 1 | | 0- 1 | | OVERALL | | 0- 2 | | 1- 2 | | 17- 2 | | | | | | | | |
| 4- 2 | | 0- 1 | | 0- 0 | | HOME | | 0- 1 | | 0- 0 | | 4- 0 | | | | | | | | |
| 7- 3 | | 0- 0 | | 0- 0 | | AWAY | | 0- 0 | | 1- 2 | | 6- 1 | | | | | | | | |
| 7- 3 | | 0- 0 | | 0- 1 | | NEUTRAL | | 0- 1 | | 0- 0 | | 7- 1 | | | | | | | | |
| 10- 6 | | 0- 1 | | 0- 1 | | NON-CONFERENCE | | 0- 2 | | 0- 1 | | 10- 1 | | | | | | | | |
| 0- 2 | | 0- 1 | | 0- 0 | | HOME | | 0- 1 | | 0- 0 | | 0- 0 | | | | | | | | |
| 3- 1 | | 0- 0 | | 0- 0 | | AWAY | | 0- 0 | | 0- 1 | | 3- 0 | | | | | | | | |
| 7- 3 | | 0- 0 | | 0- 1 | | NEUTRAL | | 0- 1 | | 0- 0 | | 7- 1 | | | | | | | | |
| 8- 2 | | 0- 0 | | 0- 0 | | CONFERENCE | | 0- 0 | | 1- 1 | | 7- 1 | | | | | | | | |
| 4- 0 | | 0- 0 | | 0- 0 | | HOME | | 0- 0 | | 0- 0 | | 4- 0 | | | | | | | | |
| 4- 2 | | 0- 0 | | 0- 0 | | AWAY | | 0- 0 | | 1- 1 | | 3- 1 | | | | | | | | |
| 0- 0 | | 0- 0 | | 0- 0 | | NEUTRAL | | 0- 0 | | 0- 0 | | 0- 0 | | | | | | | | |
| RPI | S | Opponent | | Score | | RPI | S | Opponent | | Score | | RPI | S | Opponent | | Score | | | | |
| 21 | H | Western Ky. | | 0 3 | | 33 | N | Dayton | | 0 3 | | 73 | N | New Mexico St. | | 1 3 | | | | |
| | | | | | | | | | | | | 100 | H | Saint Louis | | 2 3 | | | | |
| | | | | | | | | | | | | | | | | | | | | |
| | | | | | | | | | | | | | | | | | | | | |
| | | | | | | | | | | | | | | | | | | | | |
| | | | | | | | | | | | | | | | | | | | | |
| | | | | | | | | | | | | | | | | | | | | |
| | | | | | | | | | | | | | | | | | | | | |
| | | | | | | | | | | | | | | | | | | | | |
| | | | | | | | | | | | | | | | | | | | | |
| | | | | | | | | | | | | | | | | | | | | |
| | | | | | | | | | | | | | | | | | | | | |
| | | | | | | | | | | | | | | | | | | | | |
| | | | | | | | | | | | | | | | | | | | | |
| | | | | | | | | | | | | | | | | | | | | |
| | | | | | | | | | | | | | | | | | | | | |
| | | | | | | | | | | | | | | | | | | | | |
| | | | | | | | | | | | | | | | | | | | | |
| | | | | | | | | | | | | | | | | | | | | |
| | | | | | | | | | | | | | | | | | | | | |
| | | | | | | | | | | | | | | | | | | | | |
| | | | | | | | | | | | | | | | | | | | | |
| | | | | | | | | | | | | | | | | | | | | |
| | | | | | | | | | | | | | | | | | | | | |
| | | | | | | | | | | | | | | | | | | | | |
| | | | | | | | | | | | | | | | | | | | | |
| | | | | | | | | | | | | | | | | | | | | |
| | | | | | | | | | | | | | | | | | | | | |
| | | | | | | | | | | | | | | | | | | | | |
| | | | | | | | | | | | | | | | | | | | | |
| | | | | | | | | | | | | | | | | | | | | |
| | | | | | | | | | | | | | | | | | | | | |
| | | | | | | | | | | | | | | | | | | | | |
| | | | | | | | | | | | | | | | | | | | | |
| | | | | | | | | | | | | | | | | | | | | |
| | | | | | | | | | | | | | | | | | | | | |
| | | | | | | | | | | | | | | | | | | | | |
| | | | | | | | | | | | | | | | | | | | | |

Non-Div. I Games:

Austin Peay

| Average RPI Win: 230 | | WON-LOST RECORD | WINNING PCT. RANK | LAST 10 GAMES | STRENGTH OF SCHEDULE | OPP. STRENGTH OF SCHEDULE | TEAM RPI | ADJ RPI | CONF. RPI | ADJ CONF. RPI | | |
|----------------------|----------|-----------------|-------------------|----------------|----------------------|---------------------------|----------|-------------|----------------|---------------|---|---|
| DIV. I ONLY | | 13- 9 | .59091 | 120 | 2- 8 | 177 | 131 | 141 | .52256 | 141 | 4 | 4 |
| DIV. I NON-CONF. | | 12- 1 | .92308 | 7 | 1- 0 | 290 | 259 | 103 | .54853 | 103 | 5 | 5 |
| TOTALS | | RPI 1-25 | RPI 26-50 | | W-L RECORDS | RPI 51-100 | | RPI 101-150 | | RPI 150+ | | |
| 13- 9 | 0- 2 | 0- 2 | | OVERALL | | 1- 4 | | 1- 1 | | 11- 0 | | |
| 8- 4 | 0- 0 | 0- 1 | | HOME | | 1- 2 | | 0- 1 | | 7- 0 | | |
| 2- 5 | 0- 2 | 0- 1 | | AWAY | | 0- 2 | | 0- 0 | | 2- 0 | | |
| 3- 0 | 0- 0 | 0- 0 | | NEUTRAL | | 0- 0 | | 1- 0 | | 2- 0 | | |
| 12- 1 | 0- 0 | 0- 1 | | NON-CONFERENCE | | 0- 0 | | 1- 0 | | 11- 0 | | |
| 7- 0 | 0- 0 | 0- 0 | | HOME | | 0- 0 | | 0- 0 | | 7- 0 | | |
| 2- 1 | 0- 0 | 0- 1 | | AWAY | | 0- 0 | | 0- 0 | | 2- 0 | | |
| 3- 0 | 0- 0 | 0- 0 | | NEUTRAL | | 0- 0 | | 1- 0 | | 2- 0 | | |
| 1- 8 | 0- 2 | 0- 1 | | CONFERENCE | | 1- 4 | | 0- 1 | | 0- 0 | | |
| 1- 4 | 0- 0 | 0- 1 | | HOME | | 1- 2 | | 0- 1 | | 0- 0 | | |
| 0- 4 | 0- 2 | 0- 0 | | AWAY | | 0- 2 | | 0- 0 | | 0- 0 | | |
| 0- 0 | 0- 0 | 0- 0 | | NEUTRAL | | 0- 0 | | 0- 0 | | 0- 0 | | |
| RPI S | Opponent | Score | | RPI S | Opponent | Score | | RPI S | Opponent | Score | | |
| 8 A | Florida | 0 | 3 | 39 H | Texas A&M | 2 | 3 | 52 H | Alabama | 1 | 3 | |
| 15 A | Kentucky | 0 | 3 | 43 A | Georgia Tech | 0 | 3 | 81 H | South Carolina | 3 | 1 | |
| | | | | | | | | 91 A | Tennessee | 0 | 3 | |
| | | | | | | | | 92 A | Auburn | 0 | 3 | |
| | | | | | | | | 92 H | Auburn | 1 | 3 | |
| | | | | | | | | | | | | |
| | | | | | | | | | | | | |
| | | | | | | | | | | | | |
| | | | | | | | | | | | | |
| | | | | | | | | | | | | |
| | | | | | | | | | | | | |
| | | | | | | | | | | | | |
| | | | | | | | | | | | | |
| | | | | | | | | | | | | |
| | | | | | | | | | | | | |
| | | | | | | | | | | | | |
| | | | | | | | | | | | | |
| | | | | | | | | | | | | |
| | | | | | | | | | | | | |
| | | | | | | | | | | | | |
| | | | | | | | | | | | | |
| | | | | | | | | | | | | |
| | | | | | | | | | | | | |
| | | | | | | | | | | | | |
| | | | | | | | | | | | | |
| | | | | | | | | | | | | |
| | | | | | | | | | | | | |
| | | | | | | | | | | | | |
| | | | | | | | | | | | | |
| | | | | | | | | | | | | |
| | | | | | | | | | | | | |
| | | | | | | | | | | | | |
| | | | | | | | | | | | | |
| | | | | | | | | | | | | |
| | | | | | | | | | | | | |
| | | | | | | | | | | | | |
| | | | | | | | | | | | | |
| | | | | | | | | | | | | |
| | | | | | | | | | | | | |
| | | | | | | | | | | | | |
| | | | | | | | | | | | | |
| | | | | | | | | | | | | |
| | | | | | | | | | | | | |
| | | | | | | | | | | | | |
| | | | | | | | | | | | | |
| | | | | | | | | | | | | |
| | | | | | | | | | | | | |
| | | | | | | | | | | | | |
| | | | | | | | | | | | | |
| | | | | | | | | | | | | |
| | | | | | | | | | | | | |
| | | | | | | | | | | | | |
| | | | | | | | | | | | | |
| | | | | | | | | | | | | |
| | | | | | | | | | | | | |
| | | | | | | | | | | | | |
| | | | | | | | | | | | | |
| | | | | | | | | | | | | |
| | | | | | | | | | | | | |
| | | | | | | | | | | | | |
| | | | | | | | | | | | | |
| | | | | | | | | | | | | |
| | | | | | | | | | | | | |
| | | | | | | | | | | | | |
| | | | | | | | | | | | | |
| | | | | | | | | | | | | |
| | | | | | | | | | | | | |
| | | | | | | | | | | | | |
| | | | | | | | | | | | | |
| | | | | | | | | | | | | |
| | | | | | | | | | | | | |
| | | | | | | | | | | | | |
| | | | | | | | | | | | | |
| | | | | | | | | | | | | |
| | | | | | | | | | | | | |
| | | | | | | | | | | | | |
| | | | | | | | | | | | | |
| | | | | | | | | | | | | |
| | | | | | | | | | | | | |

Non-Div. I Games:

Georgia

| Average RPI Win: | | 187 | WON-LOST RECORD | | WINNING PCT. RANK | | LAST 10 GAMES | | STRENGTH OF SCHEDULE | | OPP. STRENGTH OF SCHEDULE | | TEAM RPI | | ADJ RPI | | CONF. RPI | | ADJ CONF. RPI | |
|-------------------|----------|----------|-----------------|-------------------------|-------------------|----------------|---------------|------------|----------------------|-------------|---------------------------|-------------------------|----------|--|------------|----------------|-----------|-------|---------------|--|
| Average RPI Loss: | | 97 | | | | | | | | | | | | | | | | | | |
| DIV. I ONLY | | | 9- 14 | | .3913 225 | | 3- 7 | | 42 | | 158 | | 142 | | .52232 142 | | 10 | | 10 | |
| DIV. I NON-CONF. | | | 6- 7 | | .46154 188 | | 0- 0 | | 77 | | 212 | | 140 | | .52245 140 | | 12 | | 12 | |
| TOTALS | | RPI 1-25 | | RPI 26-50 | | W-L RECORDS | | RPI 51-100 | | RPI 101-150 | | RPI 150+ | | | | | | | | |
| 9- 14 | | 0- 1 | | 0- 1 | | OVERALL | | 1- 7 | | 2- 2 | | 6- 3 | | | | | | | | |
| 4- 6 | | 0- 1 | | 0- 0 | | HOME | | 1- 2 | | 1- 1 | | 2- 2 | | | | | | | | |
| 2- 5 | | 0- 0 | | 0- 0 | | AWAY | | 0- 5 | | 1- 0 | | 1- 0 | | | | | | | | |
| 3- 3 | | 0- 0 | | 0- 1 | | NEUTRAL | | 0- 0 | | 0- 1 | | 3- 1 | | | | | | | | |
| 6- 7 | | 0- 1 | | 0- 1 | | NON-CONFERENCE | | 0- 2 | | 1- 1 | | 5- 2 | | | | | | | | |
| 2- 2 | | 0- 1 | | 0- 0 | | HOME | | 0- 0 | | 1- 0 | | 1- 1 | | | | | | | | |
| 1- 2 | | 0- 0 | | 0- 0 | | AWAY | | 0- 2 | | 0- 0 | | 1- 0 | | | | | | | | |
| 3- 3 | | 0- 0 | | 0- 1 | | NEUTRAL | | 0- 0 | | 0- 1 | | 3- 1 | | | | | | | | |
| 3- 7 | | 0- 0 | | 0- 0 | | CONFERENCE | | 1- 5 | | 1- 1 | | 1- 1 | | | | | | | | |
| 2- 4 | | 0- 0 | | 0- 0 | | HOME | | 1- 2 | | 0- 1 | | 1- 1 | | | | | | | | |
| 1- 3 | | 0- 0 | | 0- 0 | | AWAY | | 0- 3 | | 1- 0 | | 0- 0 | | | | | | | | |
| 0- 0 | | 0- 0 | | 0- 0 | | NEUTRAL | | 0- 0 | | 0- 0 | | 0- 0 | | | | | | | | |
| RPI S | Opponent | | Score | | RPI S | Opponent | | Score | | RPI S | Opponent | | Score | | RPI S | Opponent | | Score | | |
| 16 H | Missouri | | 0 3 | | 44 N | SMU | | 0 3 | | 63 A | FGCU | | 0 3 | | 101 H | Miami (FL) | | 3 2 | | |
| | | | | | | | | | | 67 A | Hofstra | | 0 3 | | 108 A | UNCW | | 3 1 | | |
| | | | | | | | | | | 68 A | Col. of Charleston | | 0 3 | | 108 H | UNCW | | 2 3 | | |
| | | | | | | | | | | 68 H | Col. of Charleston | | 2 3 | | 127 N | High Point | | 1 3 | | |
| | | | | | | | | | | 78 H | James Madison | | 3 2 | | 159 N | VCU | | 1 3 | | |
| | | | | | | | | | | 80 A | Northeastern | | 0 3 | | 172 H | Duquesne | | 3 2 | | |
| | | | | | | | | | | 86 A | North Carolina St. | | 0 3 | | 177 H | Elon | | 2 3 | | |
| | | | | | | | | | | 87 H | Towson | | 1 3 | | 183 A | Navy | | 3 0 | | |
| | | | | | | | | | | | | | | | 189 N | New Hampshire | | 3 0 | | |
| | | | | | | | | | | | | | | | 203 H | William & Mary | | 3 0 | | |
| | | | | | | | | | | | | | | | 204 H | Penn | | 1 3 | | |
| | | | | | | | | | | | | | | | 318 N | New Orleans | | 3 1 | | |
| | | | | | | | | | | | | | | | 328 N | Coppin St. | | 3 0 | | |
| | | | | LAST 10 GAMES | | | | | | | | | | | | | | | | |
| | | | | 108 A UNCW | | | | 3 1 | | | | 67 A Hofstra | | | | 0 3 | | | | |
| | | | | 68 A Col. of Charleston | | | | 0 3 | | | | 68 H Col. of Charleston | | | | 2 3 | | | | |
| | | | | 78 H James Madison | | | | 3 2 | | | | 177 H Elon | | | | 2 3 | | | | |
| | | | | 203 H William & Mary | | | | 3 0 | | | | 108 H UNCW | | | | 2 3 | | | | |
| | | | | 80 A Northeastern | | | | 0 3 | | | | 87 H Towson | | | | 1 3 | | | | |

Non-Div. I Games:

Delaware

| Average RPI Win: 179 | | WON-LOST RECORD | | WINNING PCT. RANK | | LAST 10 GAMES | | STRENGTH OF SCHEDULE | | OPP. STRENGTH OF SCHEDULE | | TEAM RPI | | ADJ RPI | | CONF. RPI | | ADJ CONF. RPI | |
|----------------------|---|-----------------|--|-------------------|---|----------------|---|----------------------|---|---------------------------|---|----------|---|----------------|---|-----------------|---|---------------|---|
| DIV. I ONLY | | 11- 11 | | .5 172 | | 5- 5 | | 128 | | 91 | | 143 | | .5222 143 | | 19 | | 19 | |
| DIV. I NON-CONF. | | 7- 6 | | .53846 155 | | 1- 0 | | 103 | | 25 | | 101 | | .54907 101 | | 15 | | 15 | |
| TOTALS | | RPI 1-25 | | RPI 26-50 | | W-L RECORDS | | RPI 51-100 | | RPI 101-150 | | RPI 150+ | | | | | | | |
| 11- 11 | | 0- 2 | | 0- 0 | | OVERALL | | 1- 4 | | 3- 4 | | 7- 1 | | | | | | | |
| 5- 3 | | 0- 2 | | 0- 0 | | HOME | | 1- 1 | | 1- 0 | | 3- 0 | | | | | | | |
| 2- 6 | | 0- 0 | | 0- 0 | | AWAY | | 0- 2 | | 0- 3 | | 2- 1 | | | | | | | |
| 4- 2 | | 0- 0 | | 0- 0 | | NEUTRAL | | 0- 1 | | 2- 1 | | 2- 0 | | | | | | | |
| 7- 6 | | 0- 2 | | 0- 0 | | NON-CONFERENCE | | 1- 2 | | 2- 2 | | 4- 0 | | | | | | | |
| 2- 2 | | 0- 2 | | 0- 0 | | HOME | | 1- 0 | | 0- 0 | | 1- 0 | | | | | | | |
| 1- 2 | | 0- 0 | | 0- 0 | | AWAY | | 0- 1 | | 0- 1 | | 1- 0 | | | | | | | |
| 4- 2 | | 0- 0 | | 0- 0 | | NEUTRAL | | 0- 1 | | 2- 1 | | 2- 0 | | | | | | | |
| 4- 5 | | 0- 0 | | 0- 0 | | CONFERENCE | | 0- 2 | | 1- 2 | | 3- 1 | | | | | | | |
| 3- 1 | | 0- 0 | | 0- 0 | | HOME | | 0- 1 | | 1- 0 | | 2- 0 | | | | | | | |
| 1- 4 | | 0- 0 | | 0- 0 | | AWAY | | 0- 1 | | 0- 2 | | 1- 1 | | | | | | | |
| 0- 0 | | 0- 0 | | 0- 0 | | NEUTRAL | | 0- 0 | | 0- 0 | | 0- 0 | | | | | | | |
| RPI | S | Opponent | | Score | | RPI | S | Opponent | | Score | | RPI | S | Opponent | | Score | | | |
| 7 | H | Washington | | 0 | 3 | | | 60 | A | UCF | | 0 | 3 | 105 | A | Oregon St. | | 0 | 3 |
| 13 | H | Oregon | | 1 | 3 | | | 62 | H | Villanova | | 3 | 1 | 115 | N | Portland | | 3 | 1 |
| | | | | | | | | 73 | A | New Mexico St. | | 2 | 3 | 123 | A | UTRGV | | 1 | 3 |
| | | | | | | | | 73 | H | New Mexico St. | | 0 | 3 | 123 | H | UTRGV | | 3 | 2 |
| | | | | | | | | 82 | N | Princeton | | 1 | 3 | 129 | N | LSU | | 1 | 3 |
| | | | | | | | | | | | | | | 130 | N | Utah St. | | 3 | 0 |
| | | | | | | | | | | | | | | 136 | A | Utah Valley | | 1 | 3 |
| | | | | | | | | | | | | | | 155 | N | Seton Hall | | 3 | 0 |
| | | | | | | | | | | | | | | 163 | N | Fla. Atlantic | | 3 | 2 |
| | | | | | | | | | | | | | | 190 | A | CSU Bakersfield | | 2 | 3 |
| | | | | | | | | | | | | | | 195 | A | Rutgers | | 3 | 0 |
| | | | | | | | | | | | | | | 201 | H | UMKC | | 3 | 0 |
| | | | | | | | | | | | | | | 217 | H | Idaho | | 3 | 2 |
| | | | | | | | | | | | | | | 291 | A | Grand Canyon | | 3 | 2 |
| | | | | | | | | | | | | | | 312 | H | Chicago St. | | 3 | 0 |
| LAST 10 GAMES | | | | | | | | | | | | | | | | | | | |
| | | | | | | 73 | H | New Mexico St. | | 0 | 3 | 312 | H | Chicago St. | | 3 | 0 | | |
| | | | | | | 123 | H | UTRGV | | 3 | 2 | 201 | H | UMKC | | 3 | 0 | | |
| | | | | | | 190 | A | CSU Bakersfield | | 2 | 3 | 123 | A | UTRGV | | 1 | 3 | | |
| | | | | | | 291 | A | Grand Canyon | | 3 | 2 | 73 | A | New Mexico St. | | 2 | 3 | | |
| | | | | | | 136 | A | Utah Valley | | 1 | 3 | 155 | N | Seton Hall | | 3 | 0 | | |

Non-Div. I Games:

Seattle

| Average RPI Win: 219 | | WON-LOST | WINNING | LAST 10 | STRENGTH OF | | OPP. STRENGTH | TEAM | ADJ | CONF. | ADJ CONF. |
|----------------------|----------|----------|-----------|----------------|-------------|-------|---------------|-------|-------------|----------------|-----------|
| Average RPI Loss: 89 | | RECORD | PCT. RANK | GAMES | SCHEDULE | | OF SCHEDULE | RPI | RPI | RPI | RPI |
| DIV. I ONLY | | 12- 9 | .57143 | 137 | 6- 4 | | 161 | 141 | 144 | .52202 | 144 |
| DIV. I NON-CONF. | | 6- 5 | .54545 | 150 | 0- 0 | | 230 | 195 | 183 | .48758 | 183 |
| TOTALS | | RPI 1-25 | RPI 26-50 | | W-L RECORDS | | RPI 51-100 | | RPI 101-150 | | RPI 150+ |
| 12- 9 | 0- 0 | 0- 3 | | OVERALL | | 0- 3 | | 1- 2 | | 11- 1 | |
| 7- 2 | 0- 0 | 0- 1 | | HOME | | 0- 0 | | 1- 1 | | 6- 0 | |
| 4- 3 | 0- 0 | 0- 2 | | AWAY | | 0- 0 | | 0- 1 | | 4- 0 | |
| 1- 4 | 0- 0 | 0- 0 | | NEUTRAL | | 0- 3 | | 0- 0 | | 1- 1 | |
| 6- 5 | 0- 0 | 0- 1 | | NON-CONFERENCE | | 0- 3 | | 0- 0 | | 6- 1 | |
| 3- 0 | 0- 0 | 0- 0 | | HOME | | 0- 0 | | 0- 0 | | 3- 0 | |
| 2- 1 | 0- 0 | 0- 1 | | AWAY | | 0- 0 | | 0- 0 | | 2- 0 | |
| 1- 4 | 0- 0 | 0- 0 | | NEUTRAL | | 0- 3 | | 0- 0 | | 1- 1 | |
| 6- 4 | 0- 0 | 0- 2 | | CONFERENCE | | 0- 0 | | 1- 2 | | 5- 0 | |
| 4- 2 | 0- 0 | 0- 1 | | HOME | | 0- 0 | | 1- 1 | | 3- 0 | |
| 2- 2 | 0- 0 | 0- 1 | | AWAY | | 0- 0 | | 0- 1 | | 2- 0 | |
| 0- 0 | 0- 0 | 0- 0 | | NEUTRAL | | 0- 0 | | 0- 0 | | 0- 0 | |
| RPI S | Opponent | Score | RPI S | Opponent | Score | RPI S | Opponent | Score | RPI S | Opponent | Score |
| | | | 35 A | Marquette | 0 3 | 51 N | Missouri St. | 0 3 | 103 H | Green Bay | 2 3 |
| | | | 41 A | Cleveland St. | 2 3 | 90 N | Xavier | 1 3 | 110 A | Oakland | 2 3 |
| | | | 41 H | Cleveland St. | 2 3 | 91 N | Tennessee | 1 3 | 128 H | Northern Ky. | 3 2 |
| | | | | | | | | | 168 H | Ill.-Chicago | 3 0 |
| | | | | | | | | | 182 A | Sacred Heart | 3 2 |
| | | | | | | | | | 188 H | Wright St. | 3 0 |
| | | | | | | | | | 191 A | Western Mich. | 3 2 |
| | | | | | | | | | 206 A | Valparaiso | 3 1 |
| | | | | | | | | | 207 A | Youngstown St. | 3 1 |
| | | | | | | | | | 207 H | Youngstown St. | 3 0 |
| | | | | | | | | | 242 N | Dartmouth | 0 3 |
| | | | | | | | | | 261 H | Bradley | 3 2 |
| | | | | | | | | | 292 N | George Mason | 3 0 |
| | | | | | | | | | 296 H | Akron | 3 0 |
| | | | | | | | | | 303 H | Western Ill. | 3 0 |
| LAST 10 GAMES | | | | | | | | | | | |
| | | | 41 H | Cleveland St. | 2 3 | 41 A | Cleveland St. | 2 3 | | | |
| | | | 207 H | Youngstown St. | 3 0 | 103 H | Green Bay | 2 3 | | | |
| | | | 206 A | Valparaiso | 3 1 | 168 H | Ill.-Chicago | 3 0 | | | |
| | | | 110 A | Oakland | 2 3 | 188 H | Wright St. | 3 0 | | | |
| | | | 207 A | Youngstown St. | 3 1 | 128 H | Northern Ky. | 3 2 | | | |

Non-Div. I Games:

Milwaukee

| Average RPI Win: | | 203 | WON-LOST RECORD | | WINNING PCT. RANK | | LAST 10 GAMES | | STRENGTH OF SCHEDULE | | OPP. STRENGTH OF SCHEDULE | | TEAM RPI | | ADJ RPI | | CONF. RPI | | ADJ CONF. RPI | | | | | | | | |
|-------------------------|---|----------|-----------------|-----------|-------------------|-----|----------------|----------------|----------------------|------------|---------------------------|-----|-------------|---------------------|---------|----------|-----------|-----|---------------|-------------------|--|-------|---|--|--|---|---|
| DIV. I ONLY | | | 11- 10 | | .52381 | 163 | 6- 4 | | 141 | | 100 | | 145 | | .5214 | | 145 | 11 | | 11 | | | | | | | |
| DIV. I NON-CONF. | | | 7- 6 | | .53846 | 155 | 2- 0 | | 86 | | 97 | | 104 | | .54778 | | 104 | 9 | | 9 | | | | | | | |
| TOTALS | | RPI 1-25 | | RPI 26-50 | | | W-L RECORDS | | | RPI 51-100 | | | RPI 101-150 | | | RPI 150+ | | | | | | | | | | | |
| 11- 10 | | 0- 1 | | 0- 3 | | | OVERALL | | | 0- 5 | | | 4- 0 | | | 7- 1 | | | | | | | | | | | |
| 2- 2 | | 0- 0 | | 0- 1 | | | HOME | | | 0- 0 | | | 0- 0 | | | 2- 1 | | | | | | | | | | | |
| 4- 5 | | 0- 1 | | 0- 2 | | | AWAY | | | 0- 2 | | | 1- 0 | | | 3- 0 | | | | | | | | | | | |
| 5- 3 | | 0- 0 | | 0- 0 | | | NEUTRAL | | | 0- 3 | | | 3- 0 | | | 2- 0 | | | | | | | | | | | |
| 7- 6 | | 0- 1 | | 0- 1 | | | NON-CONFERENCE | | | 0- 4 | | | 4- 0 | | | 3- 0 | | | | | | | | | | | |
| 0- 0 | | 0- 0 | | 0- 0 | | | HOME | | | 0- 0 | | | 0- 0 | | | 0- 0 | | | | | | | | | | | |
| 2- 3 | | 0- 1 | | 0- 1 | | | AWAY | | | 0- 1 | | | 1- 0 | | | 1- 0 | | | | | | | | | | | |
| 5- 3 | | 0- 0 | | 0- 0 | | | NEUTRAL | | | 0- 3 | | | 3- 0 | | | 2- 0 | | | | | | | | | | | |
| 4- 4 | | 0- 0 | | 0- 2 | | | CONFERENCE | | | 0- 1 | | | 0- 0 | | | 4- 1 | | | | | | | | | | | |
| 2- 2 | | 0- 0 | | 0- 1 | | | HOME | | | 0- 0 | | | 0- 0 | | | 2- 1 | | | | | | | | | | | |
| 2- 2 | | 0- 0 | | 0- 1 | | | AWAY | | | 0- 1 | | | 0- 0 | | | 2- 0 | | | | | | | | | | | |
| 0- 0 | | 0- 0 | | 0- 0 | | | NEUTRAL | | | 0- 0 | | | 0- 0 | | | 0- 0 | | | | | | | | | | | |
| RPI | S | Opponent | | Score | | RPI | S | Opponent | | Score | | RPI | S | Opponent | | Score | | RPI | S | Opponent | | Score | | | | | |
| 13 | A | Oregon | | 0 | 3 | 34 | A | Hawaii | | 0 | 3 | 65 | N | Gonzaga | | 0 | 3 | 106 | N | Santa Clara | | 3 | 1 | | | | |
| | | | | | | 37 | A | Boise St. | | 1 | 3 | 71 | N | San Diego St. | | 0 | 3 | 125 | N | Portland St. | | 3 | 0 | | | | |
| | | | | | | 46 | H | Long Beach St. | | 0 | 3 | 76 | A | UC Santa Barbara | | 1 | 3 | 147 | N | Murray St. | | 3 | 1 | | | | |
| | | | | | | | | | | | | 94 | A | Nevada | | 2 | 3 | 149 | A | North Dakota | | 3 | 0 | | | | |
| | | | | | | | | | | | | 96 | N | Ole Miss | | 1 | 3 | 151 | H | CSUN | | 2 | 3 | | | | |
| | | | | | | | | | | | | | | | | | | 156 | A | UC Irvine | | 3 | 1 | | | | |
| | | | | | | | | | | | | | | | | | | 157 | A | Sacramento St. | | 3 | 0 | | | | |
| | | | | | | | | | | | | | | | | | | 268 | H | UC Riverside | | 3 | 1 | | | | |
| | | | | | | | | | | | | | | | | | | 278 | A | Cal St. Fullerton | | 3 | 1 | | | | |
| | | | | | | | | | | | | | | | | | | 278 | H | Cal St. Fullerton | | 3 | 1 | | | | |
| | | | | | | | | | | | | | | | | | | 283 | N | Omaha | | 3 | 0 | | | | |
| | | | | | | | | | | | | | | | | | | 289 | N | Southern Utah | | 3 | 2 | | | | |
| | | | | | | | | | | | | | | | | | | | | | | | | | | | |
| LAST 10 GAMES | | | | | | | | | | | | | | | | | | | | | | | | | | | |
| 278 H Cal St. Fullerton | | | | | | | | | | | | 3 | 1 | 156 A UC Irvine | | | | | | | | | | | | 3 | 1 |
| 268 H UC Riverside | | | | | | | | | | | | 3 | 1 | 151 H CSUN | | | | | | | | | | | | 2 | 3 |
| 34 A Hawaii | | | | | | | | | | | | 0 | 3 | 46 H Long Beach St. | | | | | | | | | | | | 0 | 3 |
| 278 A Cal St. Fullerton | | | | | | | | | | | | 3 | 1 | 125 N Portland St. | | | | | | | | | | | | 3 | 0 |
| 76 A UC Santa Barbara | | | | | | | | | | | | 1 | 3 | 106 N Santa Clara | | | | | | | | | | | | 3 | 1 |

[illegible]

Non-Div. I Games:

Rhode Island

| Average RPI Win: 215 | | WON-LOST RECORD | | WINNING PCT. RANK | | LAST 10 GAMES | | STRENGTH OF SCHEDULE | | OPP. STRENGTH OF SCHEDULE | | TEAM RPI | | ADJ RPI | | CONF. RPI | | ADJ CONF. RPI | |
|----------------------|----------|-----------------|-------|-------------------|----------------------------|----------------|--|----------------------|--|-----------------------------|---------------|----------|-------|------------|-------|-------------------|--|---------------|--|
| DIV. I ONLY | | 14- 8 | | .63636 92 | | 9- 1 | | 210 | | 176 | | 147 | | .52043 147 | | 26 | | 26 | |
| DIV. I NON-CONF. | | 5- 7 | | .41667 212 | | 0- 0 | | 167 | | 67 | | 185 | | .4861 185 | | 26 | | 26 | |
| TOTALS | | RPI 1-25 | | RPI 26-50 | | W-L RECORDS | | RPI 51-100 | | RPI 101-150 | | RPI 150+ | | | | | | | |
| 14- 8 | | 0- 1 | | 0- 1 | | OVERALL | | 1- 2 | | 2- 2 | | 11- 2 | | | | | | | |
| 5- 0 | | 0- 0 | | 0- 0 | | HOME | | 0- 0 | | 1- 0 | | 4- 0 | | | | | | | |
| 6- 4 | | 0- 1 | | 0- 0 | | AWAY | | 1- 1 | | 1- 1 | | 4- 1 | | | | | | | |
| 3- 4 | | 0- 0 | | 0- 1 | | NEUTRAL | | 0- 1 | | 0- 1 | | 3- 1 | | | | | | | |
| 5- 7 | | 0- 1 | | 0- 1 | | NON-CONFERENCE | | 1- 2 | | 0- 2 | | 4- 1 | | | | | | | |
| 0- 0 | | 0- 0 | | 0- 0 | | HOME | | 0- 0 | | 0- 0 | | 0- 0 | | | | | | | |
| 2- 3 | | 0- 1 | | 0- 0 | | AWAY | | 1- 1 | | 0- 1 | | 1- 0 | | | | | | | |
| 3- 4 | | 0- 0 | | 0- 1 | | NEUTRAL | | 0- 1 | | 0- 1 | | 3- 1 | | | | | | | |
| 9- 1 | | 0- 0 | | 0- 0 | | CONFERENCE | | 0- 0 | | 2- 0 | | 7- 1 | | | | | | | |
| 5- 0 | | 0- 0 | | 0- 0 | | HOME | | 0- 0 | | 1- 0 | | 4- 0 | | | | | | | |
| 4- 1 | | 0- 0 | | 0- 0 | | AWAY | | 0- 0 | | 1- 0 | | 3- 1 | | | | | | | |
| 0- 0 | | 0- 0 | | 0- 0 | | NEUTRAL | | 0- 0 | | 0- 0 | | 0- 0 | | | | | | | |
| RPI S | Opponent | | Score | | RPI S | Opponent | | Score | | RPI S | Opponent | | Score | | RPI S | Opponent | | Score | |
| 13 A | Oregon | | 0 3 | | 48 N | Illinois | | 0 3 | | 56 A | Southern Ill. | | 0 3 | | 118 A | Butler | | 1 3 | |
| | | | | | | | | | | 71 N | San Diego St. | | 1 3 | | 126 A | SIUE | | 3 2 | |
| | | | | | | | | | | 100 A | Saint Louis | | 3 2 | | 140 H | Austin Peay | | 3 0 | |
| | | | | | | | | | | | | | | | 145 N | UC Davis | | 1 3 | |
| | | | | | | | | | | | | | | | 174 A | Belmont | | 3 2 | |
| | | | | | | | | | | | | | | | 188 N | Wright St. | | 3 0 | |
| | | | | | | | | | | | | | | | 207 N | Youngstown St. | | 3 2 | |
| | | | | | | | | | | | | | | | 211 A | Tennessee St. | | 3 0 | |
| | | | | | | | | | | | | | | | 219 N | Ball St. | | 3 2 | |
| | | | | | | | | | | | | | | | 224 A | Fort Wayne | | 3 1 | |
| | | | | | | | | | | | | | | | 263 H | Tennessee Tech | | 3 0 | |
| | | | | | | | | | | | | | | | 264 H | UT Martin | | 3 0 | |
| | | | | | | | | | | | | | | | 277 A | Morehead St. | | 0 3 | |
| | | | | | | | | | | | | | | | 283 N | Omaha | | 2 3 | |
| | | | | | | | | | | | | | | | 284 H | Jacksonville St. | | 3 0 | |
| | | | | | | | | | | | | | | | 299 H | Southeast Mo. St. | | 3 0 | |
| | | | | | | | | | | | | | | | 304 A | Eastern Ill. | | 3 0 | |
| | | | | | LAST 10 GAMES | | | | | | | | | | | | | | |
| | | | | | 174 A Belmont 3 2 | | | | | 126 A SIUE 3 2 | | | | | | | | | |
| | | | | | 211 A Tennessee St. 3 0 | | | | | 277 A Morehead St. 0 3 | | | | | | | | | |
| | | | | | 284 H Jacksonville St. 3 0 | | | | | 140 H Austin Peay 3 0 | | | | | | | | | |
| | | | | | 263 H Tennessee Tech 3 0 | | | | | 299 H Southeast Mo. St. 3 0 | | | | | | | | | |
| | | | | | 304 A Eastern Ill. 3 0 | | | | | 264 H UT Martin 3 0 | | | | | | | | | |

Non-Div. I Games:

Murray St.

| | | | | | | | | | | | |
|---------------------|----------|--------------------|----------------------|------------------|-------------------------|------------------------------|----------------|------------|--------------|-------------------|-------|
| Average RPI Win: | 205 | WON-LOST RECORD | WINNING PCT. RANK | LAST 10 GAMES | STRENGTH OF SCHEDULE | OPP. STRENGTH OF SCHEDULE | TEAM RPI | ADJ RPI | CONF. RPI | ADJ CONF. RPI | |
| DIV. I ONLY | 12- 12 | .5 | 172 | 2- 8 | 129 | 105 | 148 | .51939 | 148 | 7 | 7 |
| DIV. I NON-CONF. | 10- 4 | .71429 | 70 | 1- 0 | 178 | 136 | 99 | .54954 | 99 | 8 | 8 |
| <hr/> | | | | | | | | | | | |
| TOTALS | RPI 1-25 | RPI 26-50 | | W-L RECORDS | RPI 51-100 | | RPI 101-150 | | RPI 150+ | | |
| 12- 12 | 0- 2 | 0- 3 | | OVERALL | 1- 2 | | 1- 3 | | 10- 2 | | |
| 6- 6 | 0- 2 | 0- 2 | | HOME | 1- 1 | | 1- 0 | | 4- 1 | | |
| 2- 5 | 0- 0 | 0- 1 | | AWAY | 0- 1 | | 0- 2 | | 2- 1 | | |
| 4- 1 | 0- 0 | 0- 0 | | NEUTRAL | 0- 0 | | 0- 1 | | 4- 0 | | |
| <hr/> | | | | | | | | | | | |
| 10- 4 | 0- 1 | 0- 0 | | NON-CONFERENCE | 1- 1 | | 1- 1 | | 8- 1 | | |
| 5- 2 | 0- 1 | 0- 0 | | HOME | 1- 0 | | 1- 0 | | 3- 1 | | |
| 1- 1 | 0- 0 | 0- 0 | | AWAY | 0- 1 | | 0- 0 | | 1- 0 | | |
| 4- 1 | 0- 0 | 0- 0 | | NEUTRAL | 0- 0 | | 0- 1 | | 4- 0 | | |
| <hr/> | | | | | | | | | | | |
| 2- 8 | 0- 1 | 0- 3 | | CONFERENCE | 0- 1 | | 0- 2 | | 2- 1 | | |
| 1- 4 | 0- 1 | 0- 2 | | HOME | 0- 1 | | 0- 0 | | 1- 0 | | |
| 1- 4 | 0- 0 | 0- 1 | | AWAY | 0- 0 | | 0- 2 | | 1- 1 | | |
| 0- 0 | 0- 0 | 0- 0 | | NEUTRAL | 0- 0 | | 0- 0 | | 0- 0 | | |
| <hr/> | | | | | | | | | | | |
| RPI S | Opponent | Score | RPI S | Opponent | Score | RPI S | Opponent | Score | RPI S | Opponent | Score |
| 1 H | Nebraska | 0 3 | 37 A | Boise St. | 0 3 | 73 H | New Mexico St. | 3 1 | 113 A | Fresno St. | 0 3 |
| 25 H | UNLV | 1 3 | 37 H | Boise St. | 2 3 | 83 H | Wyoming | 0 3 | 116 H | Arizona St. | 3 1 |
| | | | 50 H | Colorado St. | 0 3 | 88 A | South Fla. | 1 3 | 130 A | Utah St. | 1 3 |
| | | | | | | | | | 150 N | Samford | 2 3 |
| | | | | | | | | | 166 H | Fairfield | 3 0 |
| | | | | | | | | | 176 A | San Jose St. | 2 3 |
| | | | | | | | | | 180 A | UT Arlington | 3 1 |
| | | | | | | | | | 197 N | Houston Baptist | 3 1 |
| | | | | | | | | | 198 H | Arkansas | 3 1 |
| | | | | | | | | | 217 H | Idaho | 2 3 |
| | | | | | | | | | 237 A | Air Force | 3 0 |
| | | | | | | | | | 237 H | Air Force | 3 0 |
| | | | | | | | | | 246 N | UTEP | 3 2 |
| | | | | | | | | | 258 H | Abilene Christian | 3 0 |
| | | | | | | | | | 267 N | Western Caro. | 3 0 |
| | | | | | | | | | 285 N | Stetson | 3 1 |
| <hr/> | | | | | | | | | | | |
| LAST 10 GAMES | | | | | | | | | | | |
| 237 A Air Force | | | 3 0 | | | 83 H Wyoming | | | 0 3 | | |
| 37 A Boise St. | | | 0 3 | | | 50 H Colorado St. | | | 0 3 | | |
| 73 H New Mexico St. | | | 3 1 | | | 113 A Fresno St. | | | 0 3 | | |
| 130 A Utah St. | | | 1 3 | | | 176 A San Jose St. | | | 2 3 | | |
| 25 H UNLV | | | 1 3 | | | 37 H Boise St. | | | 2 3 | | |

Non-Div. I Games:

New Mexico

| Average RPI Win: | | 220 | WON-LOST RECORD | | WINNING PCT. RANK | | LAST 10 GAMES | | STRENGTH OF SCHEDULE | | OPP. STRENGTH OF SCHEDULE | | TEAM RPI | | ADJ RPI | | CONF. RPI | | ADJ CONF. RPI | | | | | | | | | | |
|-------------------|---|-----------|-----------------|-----------|-------------------|--------------------|---------------|------------|----------------------|-------------|---------------------------|--------------|----------|----------|------------|-------|------------------|----------------------|---------------|--|--|--|--|-----|--|--|--|--|--|
| Average RPI Loss: | | 100 | | | | | | | | | | | | | | | | | | | | | | | | | | | |
| DIV. I ONLY | | | 16- 9 | | .64 91 | | 8- 2 | | 219 | | 154 | | 149 | | .51932 149 | | 16 | | 16 | | | | | | | | | | |
| DIV. I NON-CONF. | | | 8- 7 | | .53333 163 | | 0- 0 | | 198 | | 146 | | 172 | | .4979 172 | | 16 | | 16 | | | | | | | | | | |
| TOTALS | | RPI 1-25 | | RPI 26-50 | | W-L RECORDS | | RPI 51-100 | | RPI 101-150 | | RPI 150+ | | | | | | | | | | | | | | | | | |
| 16- 9 | | 0- 1 | | 0- 0 | | OVERALL | | 0- 3 | | 3- 5 | | 13- 0 | | | | | | | | | | | | | | | | | |
| 7- 3 | | 0- 0 | | 0- 0 | | HOME | | 0- 1 | | 1- 2 | | 6- 0 | | | | | | | | | | | | | | | | | |
| 6- 4 | | 0- 1 | | 0- 0 | | AWAY | | 0- 1 | | 0- 2 | | 6- 0 | | | | | | | | | | | | | | | | | |
| 3- 2 | | 0- 0 | | 0- 0 | | NEUTRAL | | 0- 1 | | 2- 1 | | 1- 0 | | | | | | | | | | | | | | | | | |
| 8- 7 | | 0- 1 | | 0- 0 | | NON-CONFERENCE | | 0- 3 | | 2- 3 | | 6- 0 | | | | | | | | | | | | | | | | | |
| 2- 3 | | 0- 0 | | 0- 0 | | HOME | | 0- 1 | | 0- 2 | | 2- 0 | | | | | | | | | | | | | | | | | |
| 3- 2 | | 0- 1 | | 0- 0 | | AWAY | | 0- 1 | | 0- 0 | | 3- 0 | | | | | | | | | | | | | | | | | |
| 3- 2 | | 0- 0 | | 0- 0 | | NEUTRAL | | 0- 1 | | 2- 1 | | 1- 0 | | | | | | | | | | | | | | | | | |
| 8- 2 | | 0- 0 | | 0- 0 | | CONFERENCE | | 0- 0 | | 1- 2 | | 7- 0 | | | | | | | | | | | | | | | | | |
| 5- 0 | | 0- 0 | | 0- 0 | | HOME | | 0- 0 | | 1- 0 | | 4- 0 | | | | | | | | | | | | | | | | | |
| 3- 2 | | 0- 0 | | 0- 0 | | AWAY | | 0- 0 | | 0- 2 | | 3- 0 | | | | | | | | | | | | | | | | | |
| 0- 0 | | 0- 0 | | 0- 0 | | NEUTRAL | | 0- 0 | | 0- 0 | | 0- 0 | | | | | | | | | | | | | | | | | |
| RPI | S | Opponent | | Score | | RPI | S | Opponent | | Score | | RPI | S | Opponent | | Score | | | | | | | | | | | | | |
| 4 | A | Minnesota | | 1 | 3 | | | | | 84 | A | South Dakota | 1 | 3 | 103 | N | Green Bay | 0 | 3 | | | | | | | | | | |
| | | | | | | | | | | 95 | N | Tulane | 2 | 3 | 107 | N | Toledo | 3 | 0 | | | | | | | | | | |
| | | | | | | | | | | 96 | H | Ole Miss | 2 | 3 | 112 | N | ETSU | 3 | 2 | | | | | | | | | | |
| | | | | | | | | | | | | | | | 119 | H | Texas Tech | 0 | 3 | | | | | | | | | | |
| | | | | | | | | | | | | | | | 122 | A | Northern Colo. | 0 | 3 | | | | | | | | | | |
| | | | | | | | | | | | | | | | 125 | H | Portland St. | 3 | 1 | | | | | | | | | | |
| | | | | | | | | | | | | | | | 133 | A | Idaho St. | 2 | 3 | | | | | | | | | | |
| | | | | | | | | | | | | | | | 145 | H | UC Davis | 0 | 3 | | | | | | | | | | |
| | | | | | | | | | | | | | | | 157 | H | Sacramento St. | 3 | 2 | | | | | | | | | | |
| | | | | | | | | | | | | | | | 181 | A | Weber St. | 3 | 1 | | | | | | | | | | |
| | | | | | | | | | | | | | | | 193 | A | Eastern Wash. | 3 | 1 | | | | | | | | | | |
| | | | | | | | | | | | | | | | 208 | A | Clemson | 3 | 1 | | | | | | | | | | |
| | | | | | | | | | | | | | | | 217 | A | Idaho | 3 | 1 | | | | | | | | | | |
| | | | | | | | | | | | | | | | 226 | H | Montana St. | 3 | 0 | | | | | | | | | | |
| | | | | | | | | | | | | | | | 246 | H | UTEP | 3 | 0 | | | | | | | | | | |
| | | | | | | | | | | | | | | | 269 | H | Montana | 3 | 0 | | | | | | | | | | |
| | | | | | | | | | | | | | | | 283 | H | Omaha | 3 | 0 | | | | | | | | | | |
| | | | | | | | | | | | | | | | 284 | A | Jacksonville St. | 3 | 0 | | | | | | | | | | |
| | | | | | | | | | | | | | | | 289 | H | Southern Utah | 3 | 0 | | | | | | | | | | |
| | | | | | | | | | | | | | | | 298 | A | South Dakota St. | 3 | 1 | | | | | | | | | | |
| | | | | | | | | | | | | | | | 331 | N | Alcorn | 3 | 0 | | | | | | | | | | |
| | | | | | | LAST 10 GAMES | | | | | | | | | | | | | | | | | | | | | | | |
| | | | | | | 181 A Weber St. | | | | | | 3 1 | | | | | | 157 H Sacramento St. | | | | | | 3 2 | | | | | |
| | | | | | | 133 A Idaho St. | | | | | | 2 3 | | | | | | 193 A Eastern Wash. | | | | | | 3 1 | | | | | |
| | | | | | | 269 H Montana | | | | | | 3 0 | | | | | | 217 A Idaho | | | | | | 3 1 | | | | | |
| | | | | | | 226 H Montana St. | | | | | | 3 0 | | | | | | 122 A Northern Colo. | | | | | | 0 3 | | | | | |
| | | | | | | 125 H Portland St. | | | | | | 3 1 | | | | | | 289 H Southern Utah | | | | | | 3 0 | | | | | |

Non-Div. I Games:

North Dakota

| Average RPI Win: | 210 | WON-LOST RECORD | WINNING PCT. RANK | LAST 10 GAMES | STRENGTH OF SCHEDULE | OPP. STRENGTH OF SCHEDULE | TEAM RPI | ADJ RPI | CONF. RPI | ADJ CONF. RPI | | |
|------------------|----------|-----------------|-------------------|----------------|----------------------|---------------------------|----------|-------------|-----------|---------------|--------------------|----|
| DIV. I ONLY | | 15- 10 | .6 | 115 | 6- 4 | 173 | 202 | 150 | .51883 | 150 | 21 | 21 |
| DIV. I NON-CONF. | | 9- 6 | .6 | 123 | 0- 0 | 166 | 176 | 141 | .52139 | 141 | 22 | 22 |
| <hr/> | | | | | | | | | | | | |
| TOTALS | RPI 1-25 | RPI 26-50 | | W-L RECORDS | | RPI 51-100 | | RPI 101-150 | | RPI 150+ | | |
| 15- 10 | 0- 0 | 0- 1 | | OVERALL | | 0- 2 | | 2- 1 | | 13- 6 | | |
| 10- 2 | 0- 0 | 0- 0 | | HOME | | 0- 0 | | 1- 1 | | 9- 1 | | |
| 1- 6 | 0- 0 | 0- 0 | | AWAY | | 0- 2 | | 0- 0 | | 1- 4 | | |
| 4- 2 | 0- 0 | 0- 1 | | NEUTRAL | | 0- 0 | | 1- 0 | | 3- 1 | | |
| <hr/> | | | | | | | | | | | | |
| 9- 6 | 0- 0 | 0- 1 | | NON-CONFERENCE | | 0- 2 | | 2- 0 | | 7- 3 | | |
| 5- 1 | 0- 0 | 0- 0 | | HOME | | 0- 0 | | 1- 0 | | 4- 1 | | |
| 0- 3 | 0- 0 | 0- 0 | | AWAY | | 0- 2 | | 0- 0 | | 0- 1 | | |
| 4- 2 | 0- 0 | 0- 1 | | NEUTRAL | | 0- 0 | | 1- 0 | | 3- 1 | | |
| <hr/> | | | | | | | | | | | | |
| 6- 4 | 0- 0 | 0- 0 | | CONFERENCE | | 0- 0 | | 0- 1 | | 6- 3 | | |
| 5- 1 | 0- 0 | 0- 0 | | HOME | | 0- 0 | | 0- 1 | | 5- 0 | | |
| 1- 3 | 0- 0 | 0- 0 | | AWAY | | 0- 0 | | 0- 0 | | 1- 3 | | |
| 0- 0 | 0- 0 | 0- 0 | | NEUTRAL | | 0- 0 | | 0- 0 | | 0- 0 | | |
| <hr/> | | | | | | | | | | | | |
| RPI | S | Opponent | Score | RPI | S | Opponent | Score | RPI | S | Opponent | Score | |
| | | | | 32 | N | Wichita St. | 0 3 | 52 | A | Alabama | 0 3 | |
| | | | | | | | | 83 | A | Wyoming | 0 3 | |
| | | | | | | | | | | 112 | H ETSU | |
| | | | | | | | | | | 138 | H Radford | |
| | | | | | | | | | | 148 | N New Mexico | |
| | | | | | | | | | | 151 | N CSUN | |
| | | | | | | | | | | 165 | A Chattanooga | |
| | | | | | | | | | | 165 | H Chattanooga | |
| | | | | | | | | | | 169 | A UNCG | |
| | | | | | | | | | | 173 | H South Ala. | |
| | | | | | | | | | | 180 | A UT Arlington | |
| | | | | | | | | | | 193 | N Eastern Wash. | |
| | | | | | | | | | | 194 | H Mercer | |
| | | | | | | | | | | 197 | N Houston Baptist | |
| | | | | | | | | | | 200 | H Furman | |
| | | | | | | | | | | 216 | H Indiana St. | |
| | | | | | | | | | | 220 | A Wofford | |
| | | | | | | | | | | 239 | H Northwestern St. | |
| | | | | | | | | | | 246 | N UTEP | |
| | | | | | | | | | | 263 | H Tennessee Tech | |
| | | | | | | | | | | 267 | A Western Caro. | |
| | | | | | | | | | | 267 | H Western Caro. | |
| | | | | | | | | | | 288 | H The Citadel | |
| | | | | | | | | | | 316 | H Nicholls St. | |
| | | | | LAST 10 GAMES | | | | | | | | |
| | | | | 200 | H | Furman | 3 1 | 288 | H | The Citadel | 3 0 | |
| | | | | 267 | H | Western Caro. | 3 0 | 194 | H | Mercer | 3 1 | |
| | | | | 165 | A | Chattanooga | 3 0 | 267 | A | Western Caro. | 1 3 | |
| | | | | 220 | A | Wofford | 1 3 | 112 | H | ETSU | 2 3 | |
| | | | | 169 | A | UNCG | 1 3 | 165 | H | Chattanooga | 3 0 | |

Non-Div. I Games:

Samford

C
S
U
N

CSUN

| Average RPI Win: | | 226 | WON-LOST RECORD | | WINNING PCT. RANK | | LAST 10 GAMES | | STRENGTH OF SCHEDULE | | OPP. STRENGTH OF SCHEDULE | | TEAM RPI | | ADJ RPI | | CONF. RPI | | ADJ CONF. RPI | |
|-------------------|---|--------------|-----------------|-----------|-------------------|----------------|---------------|------------|----------------------|-------------|---------------------------|----------|----------|----------------|------------|-------|-----------|--|---------------|--|
| Average RPI Loss: | | 124 | | | | | | | | | | | | | | | | | | |
| DIV. I ONLY | | | 16- 6 | | .72727 51 | | 8- 2 | | 283 | | 159 | | 152 | | .5182 152 | | 25 | | 25 | |
| DIV. I NON-CONF. | | | 8- 4 | | .66667 85 | | 0- 0 | | 177 | | 88 | | 108 | | .54327 109 | | 24 | | 24 | |
| TOTALS | | RPI 1-25 | | RPI 26-50 | | W-L RECORDS | | RPI 51-100 | | RPI 101-150 | | RPI 150+ | | | | | | | | |
| 16- 6 | | 0- 2 | | 0- 0 | | OVERALL | | 3- 0 | | 0- 2 | | 13- 2 | | | | | | | | |
| 8- 1 | | 0- 0 | | 0- 0 | | HOME | | 2- 0 | | 0- 1 | | 6- 0 | | | | | | | | |
| 6- 3 | | 0- 0 | | 0- 0 | | AWAY | | 1- 0 | | 0- 1 | | 5- 2 | | | | | | | | |
| 2- 2 | | 0- 2 | | 0- 0 | | NEUTRAL | | 0- 0 | | 0- 0 | | 2- 0 | | | | | | | | |
| 8- 4 | | 0- 2 | | 0- 0 | | NON-CONFERENCE | | 2- 0 | | 0- 2 | | 6- 0 | | | | | | | | |
| 4- 1 | | 0- 0 | | 0- 0 | | HOME | | 1- 0 | | 0- 1 | | 3- 0 | | | | | | | | |
| 2- 1 | | 0- 0 | | 0- 0 | | AWAY | | 1- 0 | | 0- 1 | | 1- 0 | | | | | | | | |
| 2- 2 | | 0- 2 | | 0- 0 | | NEUTRAL | | 0- 0 | | 0- 0 | | 2- 0 | | | | | | | | |
| 8- 2 | | 0- 0 | | 0- 0 | | CONFERENCE | | 1- 0 | | 0- 0 | | 7- 2 | | | | | | | | |
| 4- 0 | | 0- 0 | | 0- 0 | | HOME | | 1- 0 | | 0- 0 | | 3- 0 | | | | | | | | |
| 4- 2 | | 0- 0 | | 0- 0 | | AWAY | | 0- 0 | | 0- 0 | | 4- 2 | | | | | | | | |
| 0- 0 | | 0- 0 | | 0- 0 | | NEUTRAL | | 0- 0 | | 0- 0 | | 0- 0 | | | | | | | | |
| RPI | S | Opponent | | Score | | RPI | S | Opponent | | Score | | RPI | S | Opponent | | Score | | | | |
| 8 | N | Florida | | 0 | 3 | | | | | | | 122 | A | Northern Colo. | | 1 | 3 | | | |
| 14 | N | Michigan St. | | 0 | 3 | | | | | | | 71 | A | San Diego St. | | 3 | 2 | | | |
| | | | | | | | | | | | | 84 | H | South Dakota | | 3 | 0 | | | |
| | | | | | | | | | | | | | | | | | | | | |
| | | | | | | | | | | | | | | | | | | | | |
| | | | | | | | | | | | | | | | | | | | | |
| | | | | | | | | | | | | | | | | | | | | |
| | | | | | | | | | | | | | | | | | | | | |
| | | | | | | | | | | | | | | | | | | | | |
| | | | | | | | | | | | | | | | | | | | | |
| | | | | | | | | | | | | | | | | | | | | |
| | | | | | | | | | | | | | | | | | | | | |
| | | | | | | | | | | | | | | | | | | | | |
| | | | | | | | | | | | | | | | | | | | | |
| | | | | | | | | | | | | | | | | | | | | |
| | | | | | | | | | | | | | | | | | | | | |
| | | | | | | | | | | | | | | | | | | | | |
| | | | | | | | | | | | | | | | | | | | | |
| | | | | | | | | | | | | | | | | | | | | |
| | | | | | | | | | | | | | | | | | | | | |
| | | | | | | | | | | | | | | | | | | | | |
| | | | | | | | | | | | | | | | | | | | | |
| | | | | | | | | | | | | | | | | | | | | |
| | | | | | | | | | | | | | | | | | | | | |
| | | | | | | | | | | | | | | | | | | | | |
| | | | | | | | | | | | | | | | | | | | | |
| | | | | | | | | | | | | | | | | | | | | |
| | | | | | | | | | | | | | | | | | | | | |
| | | | | | | | | | | | | | | | | | | | | |
| | | | | | | | | | | | | | | | | | | | | |
| | | | | | | | | | | | | | | | | | | | | |
| | | | | | | | | | | | | | | | | | | | | |
| | | | | | | | | | | | | | | | | | | | | |
| | | | | | | | | | | | | | | | | | | | | |
| | | | | | | | | | | | | | | | | | | | | |
| | | | | | | | | | | | | | | | | | | | | |
| | | | | | | | | | | | | | | | | | | | | |
| | | | | | | | | | | | | | | | | | | | | |
| | | | | | | | | | | | | | | | | | | | | |
| | | | | | | | | | | | | | | | | | | | | |

Non-Div. I Games:

Denver

| Average RPI Win: | | 196 | WON-LOST RECORD | | WINNING PCT. RANK | | LAST 10 GAMES | | STRENGTH OF SCHEDULE | | OPP. STRENGTH OF SCHEDULE | | TEAM RPI | | ADJ RPI | | CONF. RPI | | ADJ CONF. RPI | | | | |
|-------------------|---|-----------|-----------------|----------------|-------------------|----------------|---------------|------------|----------------------|----------------|---------------------------|----------|----------|----------|------------|----------------|-----------|-----|---------------|-------------------|--|-----|--|
| Average RPI Loss: | | 48 | | | | | | | | | | | | | | | | | | | | | |
| DIV. I ONLY | | | 8- 14 | | .36364 238 | | 1- 9 | | 72 | | 40 | | 158 | | .51641 153 | | 1 | | 1 | | | | |
| DIV. I NON-CONF. | | | 7- 5 | | .58333 127 | | 0- 0 | | 206 | | 109 | | 154 | | .51217 154 | | 1 | | 1 | | | | |
| TOTALS | | RPI 1-25 | | RPI 26-50 | | W-L RECORDS | | RPI 51-100 | | RPI 101-150 | | RPI 150+ | | | | | | | | | | | |
| 8- 14 | | 1- 4 | | 0- 3 | | OVERALL | | 0- 7 | | 0- 0 | | 7- 0 | | | | | | | | | | | |
| 1- 5 | | 1- 2 | | 0- 1 | | HOME | | 0- 2 | | 0- 0 | | 0- 0 | | | | | | | | | | | |
| 1- 7 | | 0- 2 | | 0- 2 | | AWAY | | 0- 3 | | 0- 0 | | 1- 0 | | | | | | | | | | | |
| 6- 2 | | 0- 0 | | 0- 0 | | NEUTRAL | | 0- 2 | | 0- 0 | | 6- 0 | | | | | | | | | | | |
| 7- 5 | | 0- 0 | | 0- 1 | | NON-CONFERENCE | | 0- 4 | | 0- 0 | | 7- 0 | | | | | | | | | | | |
| 0- 0 | | 0- 0 | | 0- 0 | | HOME | | 0- 0 | | 0- 0 | | 0- 0 | | | | | | | | | | | |
| 1- 3 | | 0- 0 | | 0- 1 | | AWAY | | 0- 2 | | 0- 0 | | 1- 0 | | | | | | | | | | | |
| 6- 2 | | 0- 0 | | 0- 0 | | NEUTRAL | | 0- 2 | | 0- 0 | | 6- 0 | | | | | | | | | | | |
| 1- 9 | | 1- 4 | | 0- 2 | | CONFERENCE | | 0- 3 | | 0- 0 | | 0- 0 | | | | | | | | | | | |
| 1- 5 | | 1- 2 | | 0- 1 | | HOME | | 0- 2 | | 0- 0 | | 0- 0 | | | | | | | | | | | |
| 0- 4 | | 0- 2 | | 0- 1 | | AWAY | | 0- 1 | | 0- 0 | | 0- 0 | | | | | | | | | | | |
| 0- 0 | | 0- 0 | | 0- 0 | | NEUTRAL | | 0- 0 | | 0- 0 | | 0- 0 | | | | | | | | | | | |
| RPI | S | Opponent | | Score | | RPI | S | Opponent | | Score | | RPI | S | Opponent | | Score | | | | | | | |
| 4 | A | Minnesota | | 0 <div>3</div> | | 33 | A | Dayton | | 2 <div>3</div> | | 53 | A | UNI | | 0 <div>3</div> | | 165 | N | Chattanooga | | 3 0 | |
| 6 | H | Michigan | | 0 <div>3</div> | | 48 | A | Illinois | | 0 <div>3</div> | | 57 | H | Iowa | | 0 <div>3</div> | | 171 | N | Virginia Tech | | 3 0 | |
| 18 | H | Purdue | | 3 1 | | 48 | H | Illinois | | 0 <div>3</div> | | 58 | A | Indiana | | 1 <div>3</div> | | 202 | N | Syracuse | | 3 2 | |
| 22 | H | Penn St. | | 0 <div>3</div> | | | | | | | | 58 | H | Indiana | | 0 <div>3</div> | | 228 | A | Virginia | | 3 1 | |
| 24 | A | Ohio St. | | 0 <div>3</div> | | | | | | | | 74 | A | Lipscomb | | 1 <div>3</div> | | 232 | N | North Dakota St. | | 3 1 | |
| | | | | | | | | | | | | 90 | N | Xavier | | 0 <div>3</div> | | 241 | N | George Washington | | 3 0 | |
| | | | | | | | | | | | | 96 | N | Ole Miss | | 2 <div>3</div> | | 309 | N | Buffalo | | 3 0 | |
| LAST 10 GAMES | | | | | | | | | | | | | | | | | | | | | | | |
| | | | | | | 58 | H | Indiana | | 0 <div>3</div> | | 48 | H | Illinois | | 0 <div>3</div> | | | | | | | |
| | | | | | | 18 | H | Purdue | | 3 1 | | 57 | H | Iowa | | 0 <div>3</div> | | | | | | | |
| | | | | | | 48 | A | Illinois | | 0 <div>3</div> | | 24 | A | Ohio St. | | 0 <div>3</div> | | | | | | | |
| | | | | | | 6 | H | Michigan | | 0 <div>3</div> | | 22 | H | Penn St. | | 0 <div>3</div> | | | | | | | |
| | | | | | | 4 | A | Minnesota | | 0 <div>3</div> | | 58 | A | Indiana | | 1 <div>3</div> | | | | | | | |

Non-Div. I Games:

Northwestern

| Average RPI Win: | 172 | WON-LOST RECORD | WINNING PCT. RANK | LAST 10 GAMES | STRENGTH OF SCHEDULE | OPP. STRENGTH OF SCHEDULE | TEAM RPI | ADJ RPI | CONF. RPI | ADJ CONF. RPI | |
|------------------|--------------|-----------------|-------------------|----------------|----------------------|---------------------------|--------------------|---------|-----------|-----------------|-------|
| DIV. I ONLY | 10- 14 | .41667 | 210 | 5- 5 | 82 | 94 | 153 | .51613 | 154 | 12 | 12 |
| DIV. I NON-CONF. | 5- 8 | .38462 | 225 | 0- 0 | 66 | 72 | 135 | .5233 | 136 | 11 | 11 |
| <hr/> | | | | | | | | | | | |
| TOTALS | RPI 1-25 | RPI 26-50 | | W-L RECORDS | RPI 51-100 | | RPI 101-150 | | RPI 150+ | | |
| 10- 14 | 0- 1 | 0- 2 | | OVERALL | 2- 5 | | 2- 4 | | 6- 2 | | |
| 4- 4 | 0- 0 | 0- 0 | | HOME | 1- 1 | | 0- 1 | | 3- 2 | | |
| 2- 6 | 0- 1 | 0- 1 | | AWAY | 0- 2 | | 0- 2 | | 2- 0 | | |
| 4- 4 | 0- 0 | 0- 1 | | NEUTRAL | 1- 2 | | 2- 1 | | 1- 0 | | |
| <hr/> | | | | | | | | | | | |
| 5- 8 | 0- 1 | 0- 1 | | NON-CONFERENCE | 1- 3 | | 2- 2 | | 2- 1 | | |
| 0- 1 | 0- 0 | 0- 0 | | HOME | 0- 0 | | 0- 0 | | 0- 1 | | |
| 1- 3 | 0- 1 | 0- 0 | | AWAY | 0- 1 | | 0- 1 | | 1- 0 | | |
| 4- 4 | 0- 0 | 0- 1 | | NEUTRAL | 1- 2 | | 2- 1 | | 1- 0 | | |
| <hr/> | | | | | | | | | | | |
| 5- 6 | 0- 0 | 0- 1 | | CONFERENCE | 1- 2 | | 0- 2 | | 4- 1 | | |
| 4- 3 | 0- 0 | 0- 0 | | HOME | 1- 1 | | 0- 1 | | 3- 1 | | |
| 1- 3 | 0- 0 | 0- 1 | | AWAY | 0- 1 | | 0- 1 | | 1- 0 | | |
| 0- 0 | 0- 0 | 0- 0 | | NEUTRAL | 0- 0 | | 0- 0 | | 0- 0 | | |
| <hr/> | | | | | | | | | | | |
| RPI S | Opponent | Score | RPI S | Opponent | Score | RPI S | Opponent | Score | RPI S | Opponent | Score |
| 17 A | Kansas St. | 0 3 | 32 A | Wichita St. | 0 3 | 51 A | Missouri St. | 0 3 | 101 N | Miami (FL) | 2 3 |
| | | | 36 N | Arizona | 1 3 | 53 H | UNI | 2 3 | 109 A | Illinois St. | 1 3 |
| | | | | | | 56 H | Southern Ill. | 3 1 | 109 H | Illinois St. | 0 3 |
| | | | | | | 57 N | Iowa | 1 3 | 118 A | Butler | 1 3 |
| | | | | | | 68 N | Col. of Charleston | 3 1 | 121 N | Mississippi St. | 3 2 |
| | | | | | | 69 A | Northern Ill. | 1 3 | 128 N | Northern Ky. | 3 2 |
| | | | | | | 75 N | DePaul | 1 3 | 168 H | Ill.-Chicago | 1 3 |
| | | | | | | | | | 196 H | Drake | 3 0 |
| | | | | | | | | | 199 A | Wake Forest | 3 2 |
| | | | | | | | | | 216 A | Indiana St. | 3 2 |
| | | | | | | | | | 216 H | Indiana St. | 1 3 |
| | | | | | | | | | 233 N | Davidson | 3 2 |
| | | | | | | | | | 245 H | Evansville | 3 0 |
| | | | | | | | | | 261 H | Bradley | 3 1 |
| <hr/> | | | | | | | | | | | |
| LAST 10 GAMES | | | | | | | | | | | |
| 109 H | Illinois St. | 0 3 | 51 A | Missouri St. | 0 3 | | | | | | |
| 216 H | Indiana St. | 1 3 | 32 A | Wichita St. | 0 3 | | | | | | |
| 261 H | Bradley | 3 1 | 56 H | Southern Ill. | 3 1 | | | | | | |
| 53 H | UNI | 2 3 | 245 H | Evansville | 3 0 | | | | | | |
| 196 H | Drake | 3 0 | 216 A | Indiana St. | 3 2 | | | | | | |

Non-Div. I Games:

Loyola Chicago

| Average RPI Win: 182 | | WON-LOST RECORD | | WINNING PCT. RANK | | LAST 10 GAMES | | STRENGTH OF SCHEDULE | | OPP. STRENGTH OF SCHEDULE | | TEAM RPI | | ADJ RPI | | CONF. RPI | | ADJ CONF. RPI | |
|----------------------|-----------|-----------------|--|----------------------|---------------|----------------|--|---------------------------|-----------|---------------------------|--|----------|-------------------|------------|--|-----------|--|---------------|--|
| DIV. I ONLY | | 11- 13 | | .45833 192 | | 5- 5 | | 112 | | 101 | | 156 | | .51569 155 | | 9 | | 9 | |
| DIV. I NON-CONF. | | 6- 7 | | .46154 188 | | 0- 0 | | 138 | | 139 | | 170 | | .49965 169 | | 7 | | 7 | |
| TOTALS | | RPI 1-25 | | RPI 26-50 | | W-L RECORDS | | RPI 51-100 | | RPI 101-150 | | RPI 150+ | | | | | | | |
| 11- 13 | | 0- 1 | | 0- 3 | | OVERALL | | 2- 5 | | 3- 1 | | 6- 3 | | | | | | | |
| 4- 3 | | 0- 0 | | 0- 1 | | HOME | | 2- 1 | | 1- 0 | | 1- 1 | | | | | | | |
| 5- 6 | | 0- 1 | | 0- 1 | | AWAY | | 0- 3 | | 1- 0 | | 4- 1 | | | | | | | |
| 2- 4 | | 0- 0 | | 0- 1 | | NEUTRAL | | 0- 1 | | 1- 1 | | 1- 1 | | | | | | | |
| 6- 7 | | 0- 0 | | 0- 2 | | NON-CONFERENCE | | 1- 2 | | 1- 1 | | 4- 2 | | | | | | | |
| 2- 1 | | 0- 0 | | 0- 0 | | HOME | | 1- 0 | | 0- 0 | | 1- 1 | | | | | | | |
| 2- 2 | | 0- 0 | | 0- 1 | | AWAY | | 0- 1 | | 0- 0 | | 2- 0 | | | | | | | |
| 2- 4 | | 0- 0 | | 0- 1 | | NEUTRAL | | 0- 1 | | 1- 1 | | 1- 1 | | | | | | | |
| 5- 6 | | 0- 1 | | 0- 1 | | CONFERENCE | | 1- 3 | | 2- 0 | | 2- 1 | | | | | | | |
| 2- 2 | | 0- 0 | | 0- 1 | | HOME | | 1- 1 | | 1- 0 | | 0- 0 | | | | | | | |
| 3- 4 | | 0- 1 | | 0- 0 | | AWAY | | 0- 2 | | 1- 0 | | 2- 1 | | | | | | | |
| 0- 0 | | 0- 0 | | 0- 0 | | NEUTRAL | | 0- 0 | | 0- 0 | | 0- 0 | | | | | | | |
| RPI S | Opponent | Score | | RPI S | Opponent | Score | | RPI S | Opponent | Score | | RPI S | Opponent | Score | | | | | |
| 19 A | Creighton | 0 3 | | 29 A | Notre Dame | 0 3 | | 62 A | Villanova | 0 3 | | 109 N | Illinois St. | 3 1 | | | | | |
| | | | | 35 H | Marquette | 1 3 | | 67 A | Hofstra | 2 3 | | 118 A | Butler | 3 0 | | | | | |
| | | | | 41 N | Cleveland St. | 0 3 | | 75 H | DePaul | 2 3 | | 118 H | Butler | 3 2 | | | | | |
| | | | | | | | | 82 N | Princeton | 1 3 | | 143 N | Seattle | 0 3 | | | | | |
| | | | | | | | | 87 H | Towson | 3 1 | | 187 A | St. John's (NY) | 1 3 | | | | | |
| | | | | | | | | 90 A | Xavier | 1 3 | | 191 N | Western Mich. | 0 3 | | | | | |
| | | | | | | | | 90 H | Xavier | 3 1 | | 195 A | Rutgers | 3 2 | | | | | |
| | | | | | | | | | | | | 221 A | Providence | 3 1 | | | | | |
| | | | | | | | | | | | | 222 A | Georgetown | 3 0 | | | | | |
| | | | | | | | | | | | | 241 H | George Washington | 1 3 | | | | | |
| | | | | | | | | | | | | 260 A | Middle Tenn. | 3 0 | | | | | |
| | | | | | | | | | | | | 263 N | Tennessee Tech | 3 0 | | | | | |
| | | | | | | | | | | | | 314 H | Canisius | 3 0 | | | | | |
| | | | | LAST 10 GAMES | | | | | | | | | | | | | | | |
| | | | | 118 A Butler 3 0 | | | | 75 H DePaul 2 3 | | | | | | | | | | | |
| | | | | 90 A Xavier 1 3 | | | | 187 A St. John's (NY) 1 3 | | | | | | | | | | | |
| | | | | 19 A Creighton 0 3 | | | | 222 A Georgetown 3 0 | | | | | | | | | | | |
| | | | | 221 A Providence 3 1 | | | | 90 H Xavier 3 1 | | | | | | | | | | | |
| | | | | 35 H Marquette 1 3 | | | | 118 H Butler 3 2 | | | | | | | | | | | |

Non-Div. I Games:

Seton Hall

| | | | | | | | | | | | |
|-------------------|----------------|-----------------|-------------------|---------------------|----------------------|---------------------------|-------------------|---------|-----------|-------------------|-------|
| Average RPI Win: | 190 | WON-LOST RECORD | WINNING PCT. RANK | LAST 10 GAMES | STRENGTH OF SCHEDULE | OPP. STRENGTH OF SCHEDULE | TEAM RPI | ADJ RPI | CONF. RPI | ADJ CONF. RPI | |
| Average RPI Loss: | 72 | | | | | | | | | | |
| DIV. I ONLY | 9- 14 | .3913 | 225 | 5- 5 | 89 | 78 | 161 | .5145 | 156 | 11 | 11 |
| DIV. I NON-CONF. | 5- 9 | .35714 | 236 | 1- 0 | 36 | 32 | 112 | .54415 | 107 | 9 | 9 |
| <hr/> | | | | | | | | | | | |
| TOTALS | RPI 1-25 | RPI 26-50 | | W-L RECORDS | RPI 51-100 | | RPI 101-150 | | RPI 150+ | | |
| 9- 14 | 0- 3 | 1- 4 | | OVERALL | 2- 1 | | 0- 5 | | 6- 1 | | |
| 3- 4 | 0- 0 | 0- 1 | | HOME | 1- 0 | | 0- 2 | | 2- 1 | | |
| 5- 4 | 0- 1 | 1- 1 | | AWAY | 1- 1 | | 0- 1 | | 3- 0 | | |
| 1- 6 | 0- 2 | 0- 2 | | NEUTRAL | 0- 0 | | 0- 2 | | 1- 0 | | |
| <hr/> | | | | | | | | | | | |
| 5- 9 | 0- 3 | 1- 2 | | NON-CONFERENCE | 2- 0 | | 0- 4 | | 2- 0 | | |
| 1- 1 | 0- 0 | 0- 0 | | HOME | 1- 0 | | 0- 1 | | 0- 0 | | |
| 3- 2 | 0- 1 | 1- 0 | | AWAY | 1- 0 | | 0- 1 | | 1- 0 | | |
| 1- 6 | 0- 2 | 0- 2 | | NEUTRAL | 0- 0 | | 0- 2 | | 1- 0 | | |
| <hr/> | | | | | | | | | | | |
| 4- 5 | 0- 0 | 0- 2 | | CONFERENCE | 0- 1 | | 0- 1 | | 4- 1 | | |
| 2- 3 | 0- 0 | 0- 1 | | HOME | 0- 0 | | 0- 1 | | 2- 1 | | |
| 2- 2 | 0- 0 | 0- 1 | | AWAY | 0- 1 | | 0- 0 | | 2- 0 | | |
| 0- 0 | 0- 0 | 0- 0 | | NEUTRAL | 0- 0 | | 0- 0 | | 0- 0 | | |
| <hr/> | | | | | | | | | | | |
| RPI S | Opponent | Score | RPI S | Opponent | Score | RPI S | Opponent | Score | RPI S | Opponent | Score |
| 5 A | San Diego | 1 3 | 28 A | Southern California | 3 0 | 64 A | Cal Poly | 0 3 | 104 N | Northern Ariz. | 2 3 |
| 10 N | UCLA | 0 3 | 34 A | Hawaii | 1 3 | 71 A | San Diego St. | 3 2 | 106 N | Santa Clara | 0 3 |
| 23 N | Washington St. | 1 3 | 35 N | Marquette | 2 3 | 80 H | Northeastern | 3 1 | 113 A | Fresno St. | 1 3 |
| | | | 40 N | Colorado | 0 3 | | | | 132 H | California | 1 3 |
| | | | 46 H | Long Beach St. | 2 3 | | | | 145 H | UC Davis | 1 3 |
| | | | | | | | | | 151 H | CSUN | 2 3 |
| | | | | | | | | | 190 A | CSU Bakersfield | 3 1 |
| | | | | | | | | | 251 N | San Francisco | 3 0 |
| | | | | | | | | | 268 A | UC Riverside | 3 1 |
| | | | | | | | | | 268 H | UC Riverside | 3 0 |
| | | | | | | | | | 278 A | Cal St. Fullerton | 3 0 |
| | | | | | | | | | 278 H | Cal St. Fullerton | 3 0 |
| | | | LAST 10 GAMES | | | | | | | | |
| | | | 268 H | UC Riverside | 3 0 | 145 H | UC Davis | 1 3 | | | |
| | | | 278 H | Cal St. Fullerton | 3 0 | 278 A | Cal St. Fullerton | 3 0 | | | |
| | | | 34 A | Hawaii | 1 3 | 46 H | Long Beach St. | 2 3 | | | |
| | | | 268 A | UC Riverside | 3 1 | 151 H | CSUN | 2 3 | | | |
| | | | 64 A | Cal Poly | 0 3 | 190 A | CSU Bakersfield | 3 1 | | | |

| Average RPI Win: | | 202 | WON-LOST | | WINNING | | LAST 10 | | STRENGTH OF | | OPP. STRENGTH | | TEAM | ADJ | | CONF. | ADJ CONF. | | |
|----------------------|---|----------|----------|-----------|-----------|-----|----------------|--------------------|-------------|-------|---------------|-------------|--------|-----------------------|----------|-------|-----------|--|--|
| Average RPI Loss: | | 109 | RECORD | | PCT. RANK | | GAMES | | SCHEDULE | | OF SCHEDULE | | RPI | RPI | | RPI | RPI | | |
| DIV. I ONLY | | | 13- 11 | | .54167 | 156 | 7- 3 | | 159 | | 140 | 155 | .51443 | 157 | | 16 | 16 | | |
| DIV. I NON-CONF. | | | 6- 8 | | .42857 | 206 | 0- 0 | | 158 | | 98 | 182 | .4877 | 182 | | 16 | 16 | | |
| TOTALS | | RPI 1-25 | | RPI 26-50 | | | W-L RECORDS | | RPI 51-100 | | | RPI 101-150 | | | RPI 150+ | | | | |
| 13- 11 | | 0- 1 | | 0- 1 | | | OVERALL | | 0- 4 | | | 3- 3 | | | 10- 2 | | | | |
| 4- 3 | | 0- 0 | | 0- 0 | | | HOME | | 0- 2 | | | 0- 1 | | | 4- 0 | | | | |
| 7- 5 | | 0- 1 | | 0- 0 | | | AWAY | | 0- 1 | | | 3- 2 | | | 4- 1 | | | | |
| 2- 3 | | 0- 0 | | 0- 1 | | | NEUTRAL | | 0- 1 | | | 0- 0 | | | 2- 1 | | | | |
| 6- 8 | | 0- 1 | | 0- 1 | | | NON-CONFERENCE | | 0- 4 | | | 0- 1 | | | 6- 1 | | | | |
| 1- 3 | | 0- 0 | | 0- 0 | | | HOME | | 0- 2 | | | 0- 1 | | | 1- 0 | | | | |
| 3- 2 | | 0- 1 | | 0- 0 | | | AWAY | | 0- 1 | | | 0- 0 | | | 3- 0 | | | | |
| 2- 3 | | 0- 0 | | 0- 1 | | | NEUTRAL | | 0- 1 | | | 0- 0 | | | 2- 1 | | | | |
| 7- 3 | | 0- 0 | | 0- 0 | | | CONFERENCE | | 0- 0 | | | 3- 2 | | | 4- 1 | | | | |
| 3- 0 | | 0- 0 | | 0- 0 | | | HOME | | 0- 0 | | | 0- 0 | | | 3- 0 | | | | |
| 4- 3 | | 0- 0 | | 0- 0 | | | AWAY | | 0- 0 | | | 3- 2 | | | 1- 1 | | | | |
| 0- 0 | | 0- 0 | | 0- 0 | | | NEUTRAL | | 0- 0 | | | 0- 0 | | | 0- 0 | | | | |
| RPI | S | Opponent | | Score | | RPI | S | Opponent | | Score | | RPI | S | Opponent | | Score | | | |
| 25 | A | UNLV | | 1 | 3 | 36 | N | Arizona | | 0 | 3 | 64 | H | Cal Poly | | 0 | 3 | | |
| | | | | | | | | | | | | 67 | N | Hofstra | | 1 | 3 | | |
| | | | | | | | | | | | | 73 | A | New Mexico St. | | 2 | 3 | | |
| | | | | | | | | | | | | 94 | H | Nevada | | 1 | 3 | | |
| | | | | | | | | | | | | | | 104 A Northern Ariz. | | 0 | 3 | | |
| | | | | | | | | | | | | | | 122 A Northern Colo. | | 3 | 1 | | |
| | | | | | | | | | | | | | | 125 A Portland St. | | 3 | 1 | | |
| | | | | | | | | | | | | | | 133 A Idaho St. | | 3 | 2 | | |
| | | | | | | | | | | | | | | 145 H UC Davis | | 0 | 3 | | |
| | | | | | | | | | | | | | | 149 A North Dakota | | 2 | 3 | | |
| | | | | | | | | | | | | | | 151 N CSUN | | 0 | 3 | | |
| | | | | | | | | | | | | | | 161 N Sam Houston St. | | 3 | 2 | | |
| | | | | | | | | | | | | | | 180 A UT Arlington | | 3 | 1 | | |
| | | | | | | | | | | | | | | 181 A Weber St. | | 3 | 1 | | |
| | | | | | | | | | | | | | | 190 A CSU Bakersfield | | 3 | 0 | | |
| | | | | | | | | | | | | | | 193 H Eastern Wash. | | 3 | 0 | | |
| | | | | | | | | | | | | | | 217 H Idaho | | 3 | 0 | | |
| | | | | | | | | | | | | | | 246 A UTEP | | 3 | 0 | | |
| | | | | | | | | | | | | | | 269 H Montana | | 3 | 0 | | |
| | | | | | | | | | | | | | | 289 A Southern Utah | | 2 | 3 | | |
| | | | | | | | | | | | | | | 291 H Grand Canyon | | 3 | 0 | | |
| | | | | | | | | | | | | | | 323 N Ark.-Pine Bluff | | 3 | 0 | | |
| LAST 10 GAMES | | | | | | | | | | | | | | | | | | | |
| 193 H Eastern Wash. | | | | | | 3 | 0 | 149 A North Dakota | | | | | | 2 | 3 | | | | |
| 217 H Idaho | | | | | | 3 | 0 | 125 A Portland St. | | | | | | 3 | 1 | | | | |
| 104 A Northern Ariz. | | | | | | 0 | 3 | 269 H Montana | | | | | | 3 | 0 | | | | |
| 289 A Southern Utah | | | | | | 2 | 3 | 133 A Idaho St. | | | | | | 3 | 2 | | | | |
| 122 A Northern Colo. | | | | | | 3 | 1 | 181 A Weber St. | | | | | | 3 | 1 | | | | |

| Average RPI Win: 242 | | WON-LOST RECORD | | WINNING PCT. RANK | | LAST 10 GAMES | | STRENGTH OF SCHEDULE | | OPP. STRENGTH OF SCHEDULE | | TEAM RPI | | ADJ RPI | | CONF. RPI | | ADJ CONF. RPI | |
|----------------------|----------|-----------------|--|----------------------|----------|----------------|--|---------------------------|-------------|---------------------------|--|----------|-------------------|------------|--|-----------|--|---------------|--|
| DIV. I ONLY | | 15- 9 | | .625 101 | | 7- 3 | | 197 | | 234 | | 157 | | .51422 158 | | 27 | | 28 | |
| DIV. I NON-CONF. | | 8- 6 | | .57143 137 | | 0- 0 | | 145 | | 155 | | 137 | | .52294 138 | | 28 | | 28 | |
| TOTALS | | RPI 1-25 | | RPI 26-50 | | W-L RECORDS | | RPI 51-100 | | RPI 101-150 | | RPI 150+ | | | | | | | |
| 15- 9 | | 0- 1 | | 0- 0 | | OVERALL | | 2- 3 | | 0- 1 | | 13- 4 | | | | | | | |
| 4- 6 | | 0- 0 | | 0- 0 | | HOME | | 0- 3 | | 0- 1 | | 4- 2 | | | | | | | |
| 6- 3 | | 0- 1 | | 0- 0 | | AWAY | | 0- 0 | | 0- 0 | | 6- 2 | | | | | | | |
| 5- 0 | | 0- 0 | | 0- 0 | | NEUTRAL | | 2- 0 | | 0- 0 | | 3- 0 | | | | | | | |
| 8- 6 | | 0- 1 | | 0- 0 | | NON-CONFERENCE | | 2- 3 | | 0- 0 | | 6- 2 | | | | | | | |
| 1- 5 | | 0- 0 | | 0- 0 | | HOME | | 0- 3 | | 0- 0 | | 1- 2 | | | | | | | |
| 2- 1 | | 0- 1 | | 0- 0 | | AWAY | | 0- 0 | | 0- 0 | | 2- 0 | | | | | | | |
| 5- 0 | | 0- 0 | | 0- 0 | | NEUTRAL | | 2- 0 | | 0- 0 | | 3- 0 | | | | | | | |
| 7- 3 | | 0- 0 | | 0- 0 | | CONFERENCE | | 0- 0 | | 0- 1 | | 7- 2 | | | | | | | |
| 3- 1 | | 0- 0 | | 0- 0 | | HOME | | 0- 0 | | 0- 1 | | 3- 0 | | | | | | | |
| 4- 2 | | 0- 0 | | 0- 0 | | AWAY | | 0- 0 | | 0- 0 | | 4- 2 | | | | | | | |
| 0- 0 | | 0- 0 | | 0- 0 | | NEUTRAL | | 0- 0 | | 0- 0 | | 0- 0 | | | | | | | |
| RPI S | Opponent | Score | | RPI S | Opponent | Score | | RPI S | Opponent | Score | | RPI S | Opponent | Score | | | | | |
| 3 A | Texas | 0 3 | | | | | | 59 N | UTSA | 3 0 | | 135 H | American | 0 3 | | | | | |
| | | | | | | | | 67 H | Hofstra | 1 3 | | 183 A | Navy | 0 3 | | | | | |
| | | | | | | | | 74 N | Lipscomb | 3 1 | | 186 A | Colgate | 0 3 | | | | | |
| | | | | | | | | 89 H | UConn | 1 3 | | 186 H | Colgate | 3 1 | | | | | |
| | | | | | | | | 98 H | Albany (NY) | 2 3 | | 190 H | CSU Bakersfield | 2 3 | | | | | |
| | | | | | | | | | | | | 206 H | Valparaiso | 2 3 | | | | | |
| | | | | | | | | | | | | 225 A | Lehigh | 3 1 | | | | | |
| | | | | | | | | | | | | 229 A | Marist | 3 0 | | | | | |
| | | | | | | | | | | | | 231 N | Central Conn. St. | 3 0 | | | | | |
| | | | | | | | | | | | | 242 A | Dartmouth | 3 0 | | | | | |
| | | | | | | | | | | | | 276 A | Holy Cross | 3 0 | | | | | |
| | | | | | | | | | | | | 276 H | Holy Cross | 3 1 | | | | | |
| | | | | | | | | | | | | 280 N | Niagara | 3 0 | | | | | |
| | | | | | | | | | | | | 286 N | Hartford | 3 0 | | | | | |
| | | | | | | | | | | | | 306 A | Bucknell | 3 0 | | | | | |
| | | | | | | | | | | | | 307 H | Loyola Maryland | 3 1 | | | | | |
| | | | | | | | | | | | | 322 A | Lafayette | 3 0 | | | | | |
| | | | | | | | | | | | | 326 H | Delaware St. | 3 0 | | | | | |
| | | | | LAST 10 GAMES | | | | | | | | | | | | | | | |
| | | | | 186 A Colgate 0 3 | | | | 183 A Navy 0 3 | | | | | | | | | | | |
| | | | | 276 H Holy Cross 3 1 | | | | 307 H Loyola Maryland 3 1 | | | | | | | | | | | |
| | | | | 225 A Lehigh 3 1 | | | | 135 H American 0 3 | | | | | | | | | | | |
| | | | | 306 A Bucknell 3 0 | | | | 186 H Colgate 3 1 | | | | | | | | | | | |
| | | | | 322 A Lafayette 3 0 | | | | 276 A Holy Cross 3 0 | | | | | | | | | | | |

Non-Div. I Games:

Army West Point

| | | | | | | | | | | | |
|-------------------|----------|-----------------|-------------------|-------------------|----------------------|---------------------------|--------------------|---------|-----------|-------------------|-------|
| Average RPI Win: | 238 | WON-LOST RECORD | WINNING PCT. RANK | LAST 10 GAMES | STRENGTH OF SCHEDULE | OPP. STRENGTH OF SCHEDULE | TEAM RPI | ADJ RPI | CONF. RPI | ADJ CONF. RPI | |
| Average RPI Loss: | 108 | | | | | | | | | | |
| DIV. I ONLY | 15- 10 | .6 | 115 | 7- 3 | 192 | 194 | 159 | .51328 | 159 | 18 | 18 |
| DIV. I NON-CONF. | 9- 7 | .5625 | 143 | 1- 0 | 159 | 183 | 152 | .51349 | 152 | 20 | 20 |
| <hr/> | | | | | | | | | | | |
| TOTALS | RPI 1-25 | RPI 26-50 | | W-L RECORDS | RPI 51-100 | | RPI 101-150 | | RPI 150+ | | |
| 15- 10 | 0- 0 | 0- 1 | | OVERALL | 0- 4 | | 2- 3 | | 13- 2 | | |
| 7- 2 | 0- 0 | 0- 1 | | HOME | 0- 1 | | 1- 0 | | 6- 0 | | |
| 5- 5 | 0- 0 | 0- 0 | | AWAY | 0- 3 | | 0- 1 | | 5- 1 | | |
| 3- 3 | 0- 0 | 0- 0 | | NEUTRAL | 0- 0 | | 1- 2 | | 2- 1 | | |
| <hr/> | | | | | | | | | | | |
| 9- 7 | 0- 0 | 0- 0 | | NON-CONFERENCE | 0- 3 | | 2- 3 | | 7- 1 | | |
| 4- 0 | 0- 0 | 0- 0 | | HOME | 0- 0 | | 1- 0 | | 3- 0 | | |
| 2- 4 | 0- 0 | 0- 0 | | AWAY | 0- 3 | | 0- 1 | | 2- 0 | | |
| 3- 3 | 0- 0 | 0- 0 | | NEUTRAL | 0- 0 | | 1- 2 | | 2- 1 | | |
| <hr/> | | | | | | | | | | | |
| 6- 3 | 0- 0 | 0- 1 | | CONFERENCE | 0- 1 | | 0- 0 | | 6- 1 | | |
| 3- 2 | 0- 0 | 0- 1 | | HOME | 0- 1 | | 0- 0 | | 3- 0 | | |
| 3- 1 | 0- 0 | 0- 0 | | AWAY | 0- 0 | | 0- 0 | | 3- 1 | | |
| 0- 0 | 0- 0 | 0- 0 | | NEUTRAL | 0- 0 | | 0- 0 | | 0- 0 | | |
| <hr/> | | | | | | | | | | | |
| RPI S | Opponent | Score | RPI S | Opponent | Score | RPI S | Opponent | Score | RPI S | Opponent | Score |
| | | | 33 H | Dayton | 1 3 | 63 A | FGCU | 0 3 | 102 A | Bowling Green | 0 3 |
| | | | | | | 68 A | Col. of Charleston | 1 3 | 110 N | Oakland | 0 3 |
| | | | | | | 87 A | Towson | 1 3 | 127 H | High Point | 3 1 |
| | | | | | | 100 H | Saint Louis | 1 3 | 131 N | Louisville | 0 3 |
| | | | | | | | | | 142 N | Delaware | 3 1 |
| | | | | | | | | | 170 H | Liberty | 3 1 |
| | | | | | | | | | 172 A | Duquesne | 1 3 |
| | | | | | | | | | 203 A | William & Mary | 3 2 |
| | | | | | | | | | 213 A | UMES | 3 1 |
| | | | | | | | | | 215 N | Eastern Mich. | 1 3 |
| | | | | | | | | | 233 H | Davidson | 3 1 |
| | | | | | | | | | 241 A | George Washington | 3 1 |
| | | | | | | | | | 241 H | George Washington | 3 0 |
| | | | | | | | | | 252 A | La Salle | 3 0 |
| | | | | | | | | | 260 H | Middle Tenn. | 3 0 |
| | | | | | | | | | 271 N | Charleston So. | 3 0 |
| | | | | | | | | | 292 A | George Mason | 3 1 |
| | | | | | | | | | 292 H | George Mason | 3 0 |
| | | | | | | | | | 310 H | Morgan St. | 3 0 |
| | | | | | | | | | 318 N | New Orleans | 3 1 |
| <hr/> | | | | | | | | | | | |
| | | | LAST 10 GAMES | | | | | | | | |
| | | | 292 A | George Mason | 3 1 | 292 H | George Mason | 3 0 | | | |
| | | | 241 A | George Washington | 3 1 | 252 A | La Salle | 3 0 | | | |
| | | | 100 H | Saint Louis | 1 3 | 172 A | Duquesne | 1 3 | | | |
| | | | 33 H | Dayton | 1 3 | 213 A | UMES | 3 1 | | | |
| | | | 241 H | George Washington | 3 0 | 233 H | Davidson | 3 1 | | | |

Non-Div. I Games:

VCU

| Average RPI Win: 244 | | WON-LOST RECORD | | WINNING PCT. RANK | | LAST 10 GAMES | | STRENGTH OF SCHEDULE | | OPP. STRENGTH OF SCHEDULE | | TEAM RPI | | ADJ RPI | | CONF. RPI | | ADJ CONF. RPI | | | |
|----------------------|---|-----------------|--|-------------------|--|----------------|---|----------------------|--|---------------------------|--|----------|---|------------|--|-----------|--|---------------|---|---------------------|-----|
| DIV. I ONLY | | 14- 6 | | .7 61 | | 4- 6 | | 258 | | 219 | | 154 | | .51325 160 | | 6 6 | | | | | |
| DIV. I NON-CONF. | | 10- 0 | | 1 1 | | 0- 0 | | 333 | | 332 | | 178 | | .48942 178 | | 10 10 | | | | | |
| TOTALS | | RPI 1-25 | | RPI 26-50 | | W-L RECORDS | | RPI 51-100 | | RPI 101-150 | | RPI 150+ | | | | | | | | | |
| 14- 6 | | 0- 0 | | 0- 2 | | OVERALL | | 2- 4 | | 0- 0 | | 12- 0 | | | | | | | | | |
| 2- 4 | | 0- 0 | | 0- 1 | | HOME | | 1- 3 | | 0- 0 | | 1- 0 | | | | | | | | | |
| 7- 2 | | 0- 0 | | 0- 1 | | AWAY | | 1- 1 | | 0- 0 | | 6- 0 | | | | | | | | | |
| 5- 0 | | 0- 0 | | 0- 0 | | NEUTRAL | | 0- 0 | | 0- 0 | | 5- 0 | | | | | | | | | |
| 10- 0 | | 0- 0 | | 0- 0 | | NON-CONFERENCE | | 0- 0 | | 0- 0 | | 10- 0 | | | | | | | | | |
| 0- 0 | | 0- 0 | | 0- 0 | | HOME | | 0- 0 | | 0- 0 | | 0- 0 | | | | | | | | | |
| 5- 0 | | 0- 0 | | 0- 0 | | AWAY | | 0- 0 | | 0- 0 | | 5- 0 | | | | | | | | | |
| 5- 0 | | 0- 0 | | 0- 0 | | NEUTRAL | | 0- 0 | | 0- 0 | | 5- 0 | | | | | | | | | |
| 4- 6 | | 0- 0 | | 0- 2 | | CONFERENCE | | 2- 4 | | 0- 0 | | 2- 0 | | | | | | | | | |
| 2- 4 | | 0- 0 | | 0- 1 | | HOME | | 1- 3 | | 0- 0 | | 1- 0 | | | | | | | | | |
| 2- 2 | | 0- 0 | | 0- 1 | | AWAY | | 1- 1 | | 0- 0 | | 1- 0 | | | | | | | | | |
| 0- 0 | | 0- 0 | | 0- 0 | | NEUTRAL | | 0- 0 | | 0- 0 | | 0- 0 | | | | | | | | | |
| RPI | S | Opponent | | Score | | RPI | S | Opponent | | Score | | RPI | S | Opponent | | Score | | | | | |
| | | | | | | 44 | A | SMU | | 1 3 | | 55 | H | Temple | | 1 3 | | 178 | H | Memphis | 3 2 |
| | | | | | | 47 | H | Cincinnati | | 0 3 | | 60 | H | UCF | | 1 3 | | 179 | A | Campbell | 3 2 |
| | | | | | | | | | | | | 79 | A | Tulsa | | 1 3 | | 183 | N | Navy | 3 1 |
| | | | | | | | | | | | | 88 | H | South Fla. | | 0 3 | | 212 | A | Houston | 3 0 |
| | | | | | | | | | | | | 89 | H | UConn | | 3 2 | | 235 | A | Georgia St. | 3 1 |
| | | | | | | | | | | | | 95 | A | Tulane | | 3 1 | | 301 | A | N.C. A&T | 3 0 |
| | | | | | | | | | | | | | | | | | | 306 | A | Bucknell | 3 1 |
| | | | | | | | | | | | | | | | | | | 314 | N | Canisius | 3 0 |
| | | | | | | | | | | | | | | | | | | 325 | N | Fairleigh Dickinson | 3 0 |
| | | | | | | | | | | | | | | | | | | 330 | A | Savannah St. | 3 0 |
| | | | | | | | | | | | | | | | | | | 332 | N | South Carolina St. | 3 0 |
| | | | | | | | | | | | | | | | | | | 332 | N | South Carolina St. | 3 0 |
| LAST 10 GAMES | | | | | | | | | | | | | | | | | | | | | |
| | | | | | | 89 | H | UConn | | 3 2 | | 47 | H | Cincinnati | | 0 3 | | | | | |
| | | | | | | 55 | H | Temple | | 1 3 | | 88 | H | South Fla. | | 0 3 | | | | | |
| | | | | | | 212 | A | Houston | | 3 0 | | 60 | H | UCF | | 1 3 | | | | | |
| | | | | | | 95 | A | Tulane | | 3 1 | | 79 | A | Tulsa | | 1 3 | | | | | |
| | | | | | | 178 | H | Memphis | | 3 2 | | 44 | A | SMU | | 1 3 | | | | | |

Non-Div. I Games:

East Carolina

| | | | | | | | | | | | |
|------------------|----------------|--------------------|----------------------|------------------|-------------------------|------------------------------|-------------|------------|--------------------|------------------|----|
| Average RPI Win: | 214 | WON-LOST RECORD | WINNING PCT. RANK | LAST 10 GAMES | STRENGTH OF SCHEDULE | OPP. STRENGTH OF SCHEDULE | TEAM RPI | ADJ RPI | CONF. RPI | ADJ CONF. RPI | |
| DIV. I ONLY | 11- 11 | .5 | 172 | 5- 5 | 136 | 137 | 160 | .51316 | 161 | 28 | 27 |
| DIV. I NON-CONF. | 6- 7 | .46154 | 188 | 0- 1 | 78 | 84 | 121 | .53516 | 122 | 25 | 25 |
| <hr/> | | | | | | | | | | | |
| TOTALS | RPI 1-25 | RPI 26-50 | | W-L RECORDS | RPI 51-100 | | RPI 101-150 | | RPI 150+ | | |
| 11- 11 | 0- 1 | 0- 3 | | OVERALL | 2- 3 | | 2- 0 | | 7- 4 | | |
| 4- 1 | 0- 0 | 0- 0 | | HOME | 0- 1 | | 0- 0 | | 4- 0 | | |
| 3- 6 | 0- 0 | 0- 1 | | AWAY | 2- 2 | | 0- 0 | | 1- 3 | | |
| 4- 4 | 0- 1 | 0- 2 | | NEUTRAL | 0- 0 | | 2- 0 | | 2- 1 | | |
| 6- 7 | 0- 1 | 0- 3 | | NON-CONFERENCE | 2- 1 | | 2- 0 | | 2- 2 | | |
| 0- 0 | 0- 0 | 0- 0 | | HOME | 0- 0 | | 0- 0 | | 0- 0 | | |
| 2- 3 | 0- 0 | 0- 1 | | AWAY | 2- 1 | | 0- 0 | | 0- 1 | | |
| 4- 4 | 0- 1 | 0- 2 | | NEUTRAL | 0- 0 | | 2- 0 | | 2- 1 | | |
| 5- 4 | 0- 0 | 0- 0 | | CONFERENCE | 0- 2 | | 0- 0 | | 5- 2 | | |
| 4- 1 | 0- 0 | 0- 0 | | HOME | 0- 1 | | 0- 0 | | 4- 0 | | |
| 1- 3 | 0- 0 | 0- 0 | | AWAY | 0- 1 | | 0- 0 | | 1- 2 | | |
| 0- 0 | 0- 0 | 0- 0 | | NEUTRAL | 0- 0 | | 0- 0 | | 0- 0 | | |
| <hr/> | | | | | | | | | | | |
| RPI S | Opponent | Score | | RPI S | Opponent | Score | | RPI S | Opponent | Score | |
| 9 N | North Carolina | 0 | 3 | 28 N | Southern California | 0 | 3 | 66 A | A&M-Corpus Christi | 2 | 3 |
| | | | | 30 A | TCU | 0 | 3 | 66 H | A&M-Corpus Christi | 0 | 3 |
| | | | | 44 N | SMU | 0 | 3 | 72 A | Texas St. | 1 | 3 |
| | | | | | | | | 85 A | Rice | 3 | 2 |
| | | | | | | | | 95 A | Tulane | 3 | 1 |
| | | | | | | | | | | | |
| | | | | | | | | | | | |
| | | | | | | | | | | | |
| | | | | | | | | | | | |
| | | | | | | | | | | | |
| | | | | | | | | | | | |
| | | | | | | | | | | | |
| | | | | | | | | | | | |
| | | | | | | | | | | | |
| | | | | | | | | | | | |
| | | | | | | | | | | | |
| | | | | | | | | | | | |
| | | | | | | | | | | | |
| | | | | | | | | | | | |
| | | | | | | | | | | | |
| | | | | | | | | | | | |
| | | | | | | | | | | | |
| | | | | | | | | | | | |
| | | | | | | | | | | | |
| | | | | | | | | | | | |
| | | | | | | | | | | | |
| | | | | | | | | | | | |
| | | | | | | | | | | | |
| | | | | | | | | | | | |
| | | | | | | | | | | | |
| | | | | | | | | | | | |
| | | | | | | | | | | | |
| | | | | | | | | | | | |
| | | | | | | | | | | | |
| | | | | | | | | | | | |
| | | | | | | | | | | | |
| | | | | | | | | | | | |
| | | | | | | | | | | | |
| | | | | | | | | | | | |
| | | | | | | | | | | | |
| | | | | | | | | | | | |
| | | | | | | | | | | | |
| | | | | | | | | | | | |
| | | | | | | | | | | | |
| | | | | | | | | | | | |
| | | | | | | | | | | | |
| | | | | | | | | | | | |
| | | | | | | | | | | | |
| | | | | | | | | | | | |
| | | | | | | | | | | | |
| | | | | | | | | | | | |
| | | | | | | | | | | | |
| | | | | | | | | | | | |
| | | | | | | | | | | | |
| | | | | | | | | | | | |
| | | | | | | | | | | | |
| | | | | | | | | | | | |
| | | | | | | | | | | | |
| | | | | | | | | | | | |
| | | | | | | | | | | | |
| | | | | | | | | | | | |
| | | | | | | | | | | | |
| | | | | | | | | | | | |
| | | | | | | | | | | | |
| | | | | | | | | | | | |
| | | | | | | | | | | | |
| | | | | | | | | | | | |
| | | | | | | | | | | | |
| | | | | | | | | | | | |
| | | | | | | | | | | | |
| | | | | | | | | | | | |
| | | | | | | | | | | | |
| | | | | | | | | | | | |
| | | | | | | | | | | | |
| | | | | | | | | | | | |
| | | | | | | | | | | | |
| | | | | | | | | | | | |
| | | | | | | | | | | | |
| | | | | | | | | | | | |
| | | | | | | | | | | | |

Non-Div. I Games:

Sam Houston St.

| Average RPI Win: 242 | | WON-LOST | WINNING | LAST 10 | STRENGTH OF | | OPP. STRENGTH | TEAM | ADJ | CONF. | ADJ CONF. | | | |
|-----------------------|---|----------|-----------|-----------|-------------|----------------|---------------|------------|-------|-------------|-----------|--------------------|----|-------|
| Average RPI Loss: 106 | | RECORD | PCT. RANK | GAMES | SCHEDULE | | OF SCHEDULE | RPI | RPI | RPI | RPI | | | |
| DIV. I ONLY | | 14- 8 | .63636 | 92 | 7- 3 | | 229 | 208 | 162 | .51051 | 162 | 28 | 27 | |
| DIV. I NON-CONF. | | 7- 6 | .53846 | 155 | 1- 1 | | 181 | 159 | 162 | .50328 | 161 | 25 | 25 | |
| <hr/> | | | | | | | | | | | | | | |
| TOTALS | | RPI 1-25 | | RPI 26-50 | | W-L RECORDS | | RPI 51-100 | | RPI 101-150 | | RPI 150+ | | |
| 14- 8 | | 0- 0 | | 0- 1 | | OVERALL | | 0- 3 | | 1- 3 | | 13- 1 | | |
| 9- 1 | | 0- 0 | | 0- 1 | | HOME | | 0- 0 | | 0- 0 | | 9- 0 | | |
| 1- 5 | | 0- 0 | | 0- 0 | | AWAY | | 0- 2 | | 0- 2 | | 1- 1 | | |
| 4- 2 | | 0- 0 | | 0- 0 | | NEUTRAL | | 0- 1 | | 1- 1 | | 3- 0 | | |
| 7- 6 | | 0- 0 | | 0- 1 | | NON-CONFERENCE | | 0- 2 | | 1- 3 | | 6- 0 | | |
| 3- 1 | | 0- 0 | | 0- 1 | | HOME | | 0- 0 | | 0- 0 | | 3- 0 | | |
| 0- 3 | | 0- 0 | | 0- 0 | | AWAY | | 0- 1 | | 0- 2 | | 0- 0 | | |
| 4- 2 | | 0- 0 | | 0- 0 | | NEUTRAL | | 0- 1 | | 1- 1 | | 3- 0 | | |
| 7- 2 | | 0- 0 | | 0- 0 | | CONFERENCE | | 0- 1 | | 0- 0 | | 7- 1 | | |
| 6- 0 | | 0- 0 | | 0- 0 | | HOME | | 0- 0 | | 0- 0 | | 6- 0 | | |
| 1- 2 | | 0- 0 | | 0- 0 | | AWAY | | 0- 1 | | 0- 0 | | 1- 1 | | |
| 0- 0 | | 0- 0 | | 0- 0 | | NEUTRAL | | 0- 0 | | 0- 0 | | 0- 0 | | |
| RPI | S | Opponent | | Score | RPI | S | Opponent | | Score | RPI | S | Opponent | | Score |
| | | | | | 31 | H | Baylor | | 1 3 | 66 | A | A&M-Corpus Christi | | 0 3 |
| | | | | | | | | | | 72 | A | Texas St. | | 1 3 |
| | | | | | | | | | | 79 | N | Tulsa | | 1 3 |
| | | | | | | | | | | | | | | |
| | | | | | | | | | | | | | | |
| | | | | | | | | | | | | | | |
| | | | | | | | | | | | | | | |
| | | | | | | | | | | | | | | |
| | | | | | | | | | | | | | | |
| | | | | | | | | | | | | | | |
| | | | | | | | | | | | | | | |
| | | | | | | | | | | | | | | |
| | | | | | | | | | | | | | | |
| | | | | | | | | | | | | | | |
| | | | | | | | | | | | | | | |
| | | | | | | | | | | | | | | |
| | | | | | | | | | | | | | | |
| | | | | | | | | | | | | | | |
| | | | | | | | | | | | | | | |
| | | | | | | | | | | | | | | |
| | | | | | | | | | | | | | | |
| | | | | | | | | | | | | | | |
| | | | | | | | | | | | | | | |
| | | | | | | | | | | | | | | |
| | | | | | | | | | | | | | | |
| | | | | | | | | | | | | | | |
| | | | | | | | | | | | | | | |
| | | | | | | | | | | | | | | |
| | | | | | | | | | | | | | | |
| | | | | | | | | | | | | | | |
| | | | | | | | | | | | | | | |
| | | | | | | | | | | | | | | |
| | | | | | | | | | | | | | | |
| | | | | | | | | | | | | | | |
| | | | | | | | | | | | | | | |
| | | | | | | | | | | | | | | |
| | | | | | | | | | | | | | | |
| | | | | | | | | | | | | | | |
| | | | | | | | | | | | | | | |
| | | | | | | | | | | | | | | |
| | | | | | | | | | | | | | | |
| | | | | | | | | | | | | | | |
| | | | | | | | | | | | | | | |
| | | | | | | | | | | | | | | |
| | | | | | | | | | | | | | | |
| | | | | | | | | | | | | | | |
| | | | | | | | | | | | | | | |
| | | | | | | | | | | | | | | |
| | | | | | | | | | | | | | | |
| | | | | | | | | | | | | | | |
| | | | | | | | | | | | | | | |
| | | | | | | | | | | | | | | |
| | | | | | | | | | | | | | | |
| | | | | | | | | | | | | | | |
| | | | | | | | | | | | | | | |
| | | | | | | | | | | | | | | |
| | | | | | | | | | | | | | | |
| | | | | | | | | | | | | | | |
| | | | | | | | | | | | | | | |
| | | | | | | | | | | | | | | |
| | | | | | | | | | | | | | | |
| | | | | | | | | | | | | | | |
| | | | | | | | | | | | | | | |

Non-Div. I Games:

SFA

| | | | | | | | | | | | |
|-------------------|----------|-------------|----------------|----------------|-------------|---------------|-------------|--------|----------|--------------|----------------|
| Average RPI Win: | 228 | WON-LOST | WINNING | LAST 10 | STRENGTH OF | OPP. STRENGTH | TEAM | ADJ | CONF. | ADJ CONF. | |
| Average RPI Loss: | 104 | RECORD | PCT. RANK | GAMES | SCHEDULE | OF SCHEDULE | RPI | RPI | RPI | RPI | |
| DIV. I ONLY | 12- 10 | .54545 | 151 | 7- 3 | 172 | 153 | 163 | .51021 | 163 | 14 | 14 |
| DIV. I NON-CONF. | 5- 9 | .35714 | 236 | 0- 2 | 175 | 151 | 224 | .45976 | 224 | 17 | 17 |
| <hr/> | | | | | | | | | | | |
| TOTALS | RPI 1-25 | RPI 26-50 | | W-L RECORDS | RPI 51-100 | | RPI 101-150 | | RPI 150+ | | |
| 12- 10 | 0- 1 | 0- 0 | | OVERALL | 1- 4 | | 1- 4 | | 10- 1 | | |
| 6- 6 | 0- 0 | 0- 0 | | HOME | 1- 3 | | 1- 2 | | 4- 1 | | |
| 3- 2 | 0- 1 | 0- 0 | | AWAY | 0- 1 | | 0- 0 | | 3- 0 | | |
| 3- 2 | 0- 0 | 0- 0 | | NEUTRAL | 0- 0 | | 0- 2 | | 3- 0 | | |
| <hr/> | | | | | | | | | | | |
| 5- 9 | 0- 0 | 0- 0 | | NON-CONFERENCE | 0- 4 | | 0- 4 | | 5- 1 | | |
| 2- 6 | 0- 0 | 0- 0 | | HOME | 0- 3 | | 0- 2 | | 2- 1 | | |
| 0- 1 | 0- 0 | 0- 0 | | AWAY | 0- 1 | | 0- 0 | | 0- 0 | | |
| 3- 2 | 0- 0 | 0- 0 | | NEUTRAL | 0- 0 | | 0- 2 | | 3- 0 | | |
| <hr/> | | | | | | | | | | | |
| 7- 1 | 0- 1 | 0- 0 | | CONFERENCE | 1- 0 | | 1- 0 | | 5- 0 | | |
| 4- 0 | 0- 0 | 0- 0 | | HOME | 1- 0 | | 1- 0 | | 2- 0 | | |
| 3- 1 | 0- 1 | 0- 0 | | AWAY | 0- 0 | | 0- 0 | | 3- 0 | | |
| 0- 0 | 0- 0 | 0- 0 | | NEUTRAL | 0- 0 | | 0- 0 | | 0- 0 | | |
| <hr/> | | | | | | | | | | | |
| RPI | S | Opponent | Score | RPI | S | Opponent | Score | RPI | S | Opponent | Score |
| 21 | A | Western Ky. | 1 <div>3</div> | | | | | 60 | A | UCF | 1 <div>3</div> |
| | | | | | | | | 63 | H | FGCU | 2 <div>3</div> |
| | | | | | | | | 80 | H | Northeastern | 1 <div>3</div> |
| | | | | | | | | 85 | H | Rice | 3 2 |
| | | | | | | | | 95 | H | Tulane | 2 <div>3</div> |
| | | | | | | | | | | | |
| | | | | | | | | | | | |
| | | | | | | | | | | | |
| | | | | | | | | | | | |
| | | | | | | | | | | | |
| | | | | | | | | | | | |
| | | | | | | | | | | | |
| | | | | | | | | | | | |
| | | | | | | | | | | | |
| | | | | | | | | | | | |
| | | | | | | | | | | | |
| | | | | | | | | | | | |
| | | | | | | | | | | | |
| | | | | | | | | | | | |
| | | | | | | | | | | | |
| | | | | | | | | | | | |
| | | | | | | | | | | | |
| | | | | | | | | | | | |
| | | | | | | | | | | | |
| | | | | | | | | | | | |
| | | | | | | | | | | | |
| | | | | | | | | | | | |
| | | | | | | | | | | | |
| | | | | | | | | | | | |
| | | | | | | | | | | | |
| | | | | | | | | | | | |
| | | | | | | | | | | | |
| | | | | | | | | | | | |
| | | | | | | | | | | | |
| | | | | | | | | | | | |
| | | | | | | | | | | | |
| | | | | | | | | | | | |
| | | | | | | | | | | | |
| | | | | | | | | | | | |
| | | | | | | | | | | | |
| | | | | | | | | | | | |
| | | | | | | | | | | | |
| | | | | | | | | | | | |
| | | | | | | | | | | | |
| | | | | | | | | | | | |
| | | | | | | | | | | | |
| | | | | | | | | | | | |
| | | | | | | | | | | | |
| | | | | | | | | | | | |
| | | | | | | | | | | | |
| | | | | | | | | | | | |
| | | | | | | | | | | | |
| | | | | | | | | | | | |
| | | | | | | | | | | | |
| | | | | | | | | | | | |
| | | | | | | | | | | | |
| | | | | | | | | | | | |
| | | | | | | | | | | | |
| | | | | | | | | | | | |
| | | | | | | | | | | | |
| | | | | | | | | | | | |
| | | | | | | | | | | | |
| | | | | | | | | | | | |
| | | | | | | | | | | | |
| | | | | | | | | | | | |
| | | | | | | | | | | | |
| | | | | | | | | | | | |
| | | | | | | | | | | | |
| | | | | | | | | | | | |
| | | | | | | | | | | | |
| | | | | | | | | | | | |
| | | | | | | | | | | | |
| | | | | | | | | | | | |
| | | | | | | | | | | | |
| | | | | | | | | | | | |
| | | | | | | | | | | | |
| | | | | | | | | | | | |
| | | | | | | | | | | | |
| | | </ | | | | | | | | | |

Non-Div. I Games:

Fla. Atlantic

H
o
w
a
r
d

Howard

| Average RPI Win: | | 231 | WON-LOST RECORD | | WINNING PCT. RANK | | LAST 10 GAMES | | STRENGTH OF SCHEDULE | | OPP. STRENGTH OF SCHEDULE | | TEAM RPI | | ADJ RPI | | CONF. RPI | | ADJ CONF. RPI | |
|------------------|---|-----------|-----------------|-----------|-------------------|----------------|---------------|------------|----------------------|-------------|---------------------------|----------|----------|----------|------------|-------|-----------|--|---------------|--|
| DIV. I ONLY | | | 13- 10 | | .56522 145 | | 6- 4 | | 182 | | 198 | | 166 | | .50836 165 | | 21 | | 21 | |
| DIV. I NON-CONF. | | | 7- 6 | | .53846 155 | | 0- 0 | | 253 | | 150 | | 199 | | .47966 197 | | 22 | | 22 | |
| TOTALS | | RPI 1-25 | | RPI 26-50 | | W-L RECORDS | | RPI 51-100 | | RPI 101-150 | | RPI 150+ | | | | | | | | |
| 13- 10 | | 0- 1 | | 0- 3 | | OVERALL | | 2- 0 | | 1- 3 | | 10- 3 | | | | | | | | |
| 11- 2 | | 0- 0 | | 0- 0 | | HOME | | 1- 0 | | 1- 1 | | 9- 1 | | | | | | | | |
| 1- 5 | | 0- 1 | | 0- 1 | | AWAY | | 0- 0 | | 0- 2 | | 1- 1 | | | | | | | | |
| 1- 3 | | 0- 0 | | 0- 2 | | NEUTRAL | | 1- 0 | | 0- 0 | | 0- 1 | | | | | | | | |
| 7- 6 | | 0- 1 | | 0- 3 | | NON-CONFERENCE | | 2- 0 | | 0- 0 | | 5- 2 | | | | | | | | |
| 6- 1 | | 0- 0 | | 0- 0 | | HOME | | 1- 0 | | 0- 0 | | 5- 1 | | | | | | | | |
| 0- 2 | | 0- 1 | | 0- 1 | | AWAY | | 0- 0 | | 0- 0 | | 0- 0 | | | | | | | | |
| 1- 3 | | 0- 0 | | 0- 2 | | NEUTRAL | | 1- 0 | | 0- 0 | | 0- 1 | | | | | | | | |
| 6- 4 | | 0- 0 | | 0- 0 | | CONFERENCE | | 0- 0 | | 1- 3 | | 5- 1 | | | | | | | | |
| 5- 1 | | 0- 0 | | 0- 0 | | HOME | | 0- 0 | | 1- 1 | | 4- 0 | | | | | | | | |
| 1- 3 | | 0- 0 | | 0- 0 | | AWAY | | 0- 0 | | 0- 2 | | 1- 1 | | | | | | | | |
| 0- 0 | | 0- 0 | | 0- 0 | | NEUTRAL | | 0- 0 | | 0- 0 | | 0- 0 | | | | | | | | |
| RPI | S | Opponent | | Score | | RPI | S | Opponent | | Score | | RPI | S | Opponent | | Score | | | | |
| 19 | A | Creighton | | 0 3 | | 26 | N | Kansas | | 1 3 | | 90 | N | Xavier | | 3 1 | | | | |
| | | | | | | 30 | N | TCU | | 0 3 | | 96 | H | Ole Miss | | 3 2 | | | | |
| | | | | | | 33 | A | Dayton | | 0 3 | | | | | | | | | | |
| | | | | | | | | | | | | | | | | | | | | |
| | | | | | | | | | | | | | | | | | | | | |
| | | | | | | | | | | | | | | | | | | | | |
| | | | | | | | | | | | | | | | | | | | | |
| | | | | | | | | | | | | | | | | | | | | |
| | | | | | | | | | | | | | | | | | | | | |
| | | | | | | | | | | | | | | | | | | | | |
| | | | | | | | | | | | | | | | | | | | | |
| | | | | | | | | | | | | | | | | | | | | |
| | | | | | | | | | | | | | | | | | | | | |
| | | | | | | | | | | | | | | | | | | | | |
| | | | | | | | | | | | | | | | | | | | | |
| | | | | | | | | | | | | | | | | | | | | |
| | | | | | | | | | | | | | | | | | | | | |
| | | | | | | | | | | | | | | | | | | | | |
| | | | | | | | | | | | | | | | | | | | | |
| | | | | | | | | | | | | | | | | | | | | |
| | | | | | | | | | | | | | | | | | | | | |
| | | | | | | | | | | | | | | | | | | | | |
| | | | | | | | | | | | | | | | | | | | | |
| | | | | | | | | | | | | | | | | | | | | |
| | | | | | | | | | | | | | | | | | | | | |
| | | | | | | | | | | | | | | | | | | | | |
| | | | | | | | | | | | | | | | | | | | | |
| | | | | | | | | | | | | | | | | | | | | |
| | | | | | | | | | | | | | | | | | | | | |
| | | | | | | | | | | | | | | | | | | | | |
| | | | | | | | | | | | | | | | | | | | | |
| | | | | | | | | | | | | | | | | | | | | |
| | | | | | | | | | | | | | | | | | | | | |
| | | | | | | | | | | | | | | | | | | | | |
| | | | | | | | | | | | | | | | | | | | | |
| | | | | | | | | | | | | | | | | | | | | |
| | | | | | | | | | | | | | | | | | | | | |
| | | | | | | | | | | | | | | | | | | | | |
| | | | | | | | | | | | | | | | | | | | | |
| | | | | | | | | | | | | | | | | | | | | |
| | | | | | | | | | | | | | | | | | | | | |
| | | | | | | | | | | | | | | | | | | | | |
| | | | | | | | | | | | | | | | | | | | | |
| | | | | | | | | | | | | | | | | | | | | |

| Average RPI Win: | 265 | WON-LOST RECORD | WINNING PCT. RANK | LAST 10 GAMES | STRENGTH OF SCHEDULE | OPP. STRENGTH OF SCHEDULE | TEAM RPI | ADJ RPI | CONF. RPI | ADJ CONF. RPI | | |
|----------------------|----------|-----------------|-------------------|-------------------------|----------------------|---------------------------|----------|-----------------------------|-----------|---------------|-------|----|
| DIV. I ONLY | | 20- 5 | .8 | 27 | 10- 0 | 309 | 273 | 167 | .50763 | 166 | 30 | 30 |
| DIV. I NON-CONF. | | 7- 5 | .58333 | 127 | 0- 0 | 259 | 148 | 181 | .48783 | 181 | 31 | 31 |
| <hr/> | | | | | | | | | | | | |
| TOTALS | RPI 1-25 | RPI 26-50 | | W-L RECORDS | | RPI 51-100 | | RPI 101-150 | | RPI 150+ | | |
| 20- 5 | 0- 0 | 0- 0 | | OVERALL | | 1- 1 | | 0- 2 | | 19- 2 | | |
| 8- 2 | 0- 0 | 0- 0 | | HOME | | 1- 1 | | 0- 0 | | 7- 1 | | |
| 8- 1 | 0- 0 | 0- 0 | | AWAY | | 0- 0 | | 0- 1 | | 8- 0 | | |
| 4- 2 | 0- 0 | 0- 0 | | NEUTRAL | | 0- 0 | | 0- 1 | | 4- 1 | | |
| <hr/> | | | | | | | | | | | | |
| 7- 5 | 0- 0 | 0- 0 | | NON-CONFERENCE | | 1- 1 | | 0- 2 | | 6- 2 | | |
| 2- 2 | 0- 0 | 0- 0 | | HOME | | 1- 1 | | 0- 0 | | 1- 1 | | |
| 1- 1 | 0- 0 | 0- 0 | | AWAY | | 0- 0 | | 0- 1 | | 1- 0 | | |
| 4- 2 | 0- 0 | 0- 0 | | NEUTRAL | | 0- 0 | | 0- 1 | | 4- 1 | | |
| <hr/> | | | | | | | | | | | | |
| 13- 0 | 0- 0 | 0- 0 | | CONFERENCE | | 0- 0 | | 0- 0 | | 13- 0 | | |
| 6- 0 | 0- 0 | 0- 0 | | HOME | | 0- 0 | | 0- 0 | | 6- 0 | | |
| 7- 0 | 0- 0 | 0- 0 | | AWAY | | 0- 0 | | 0- 0 | | 7- 0 | | |
| 0- 0 | 0- 0 | 0- 0 | | NEUTRAL | | 0- 0 | | 0- 0 | | 0- 0 | | |
| <hr/> | | | | | | | | | | | | |
| RPI | S | Opponent | Score | RPI | S | Opponent | Score | RPI | S | Opponent | Score | |
| | | | | 62 H Villanova 0 3 | | | | 116 N Arizona St. 0 3 | | | | |
| | | | | 78 H James Madison 3 1 | | | | 148 A New Mexico 0 3 | | | | |
| | | | | | | | | 182 H Sacred Heart 0 3 | | | | |
| | | | | | | | | 187 H St. John's (NY) 3 2 | | | | |
| | | | | | | | | 217 N Idaho 1 3 | | | | |
| | | | | | | | | 229 A Marist 3 1 | | | | |
| | | | | | | | | 229 H Marist 3 0 | | | | |
| | | | | | | | | 247 N Bryant 3 0 | | | | |
| | | | | | | | | 249 N Brown 3 0 | | | | |
| | | | | | | | | 250 A Quinnipiac 3 0 | | | | |
| | | | | | | | | 258 N Abilene Christian 3 0 | | | | |
| | | | | | | | | 270 N UMass Lowell 3 1 | | | | |
| | | | | | | | | 276 A Holy Cross 3 0 | | | | |
| | | | | | | | | 279 A Rider 3 1 | | | | |
| | | | | | | | | 280 H Niagara 3 0 | | | | |
| | | | | | | | | 294 A Siena 3 1 | | | | |
| | | | | | | | | 294 H Siena 3 0 | | | | |
| | | | | | | | | 300 A Manhattan 3 1 | | | | |
| | | | | | | | | 300 H Manhattan 3 0 | | | | |
| | | | | | | | | 314 H Canisius 3 0 | | | | |
| | | | | 315 A Iona 3 0 | | | | | | | | |
| | | | | 315 H Iona 3 0 | | | | | | | | |
| | | | | 333 A Saint Peter's 3 0 | | | | | | | | |
| <hr/> | | | | | | | | | | | | |
| | | | | LAST 10 GAMES | | | | | | | | |
| 300 A Manhattan 3 1 | | | | 294 A Siena 3 1 | | | | 333 A Saint Peter's 3 0 | | | | |
| 315 A Iona 3 0 | | | | 314 H Canisius 3 0 | | | | | | | | |
| 229 H Marist 3 0 | | | | 280 H Niagara 3 0 | | | | | | | | |
| 294 H Siena 3 0 | | | | 229 A Marist 3 1 | | | | | | | | |
| 250 A Quinnipiac 3 0 | | | | 315 H Iona 3 0 | | | | | | | | |

Non-Div. I Games:

Fairfield

| Average RPI Win: 249 | | WON-LOST RECORD | | WINNING PCT. RANK | | LAST 10 GAMES | | STRENGTH OF SCHEDULE | | OPP. STRENGTH OF SCHEDULE | | TEAM RPI | | ADJ RPI | | CONF. RPI | | ADJ CONF. RPI | | | | | |
|----------------------|---|-----------------|--|-------------------|---|----------------|---|----------------------|--|---------------------------|---|----------|---|------------------|--|-----------|---|---------------|---|------------------|---|---|--|
| Average RPI Loss: 78 | | | | | | | | | | | | | | | | | | | | | | | |
| DIV. I ONLY | | 11- 14 | | .44 200 | | 7- 3 | | 118 | | 139 | | 169 | | .50701 167 | | 25 | | 25 | | | | | |
| DIV. I NON-CONF. | | 4- 11 | | .26667 274 | | 0- 0 | | 24 | | 68 | | 138 | | .52551 133 | | 24 | | 24 | | | | | |
| TOTALS | | RPI 1-25 | | RPI 26-50 | | W-L RECORDS | | RPI 51-100 | | RPI 101-150 | | RPI 150+ | | | | | | | | | | | |
| 11- 14 | | 0- 1 | | 0- 5 | | OVERALL | | 0- 5 | | 1- 0 | | 10- 3 | | | | | | | | | | | |
| 6- 4 | | 0- 0 | | 0- 1 | | HOME | | 0- 1 | | 0- 0 | | 6- 2 | | | | | | | | | | | |
| 3- 5 | | 0- 0 | | 0- 1 | | AWAY | | 0- 3 | | 0- 0 | | 3- 1 | | | | | | | | | | | |
| 2- 5 | | 0- 1 | | 0- 3 | | NEUTRAL | | 0- 1 | | 1- 0 | | 1- 0 | | | | | | | | | | | |
| 4- 11 | | 0- 1 | | 0- 5 | | NON-CONFERENCE | | 0- 4 | | 1- 0 | | 3- 1 | | | | | | | | | | | |
| 1- 3 | | 0- 0 | | 0- 1 | | HOME | | 0- 1 | | 0- 0 | | 1- 1 | | | | | | | | | | | |
| 1- 3 | | 0- 0 | | 0- 1 | | AWAY | | 0- 2 | | 0- 0 | | 1- 0 | | | | | | | | | | | |
| 2- 5 | | 0- 1 | | 0- 3 | | NEUTRAL | | 0- 1 | | 1- 0 | | 1- 0 | | | | | | | | | | | |
| 7- 3 | | 0- 0 | | 0- 0 | | CONFERENCE | | 0- 1 | | 0- 0 | | 7- 2 | | | | | | | | | | | |
| 5- 1 | | 0- 0 | | 0- 0 | | HOME | | 0- 0 | | 0- 0 | | 5- 1 | | | | | | | | | | | |
| 2- 2 | | 0- 0 | | 0- 0 | | AWAY | | 0- 1 | | 0- 0 | | 2- 1 | | | | | | | | | | | |
| 0- 0 | | 0- 0 | | 0- 0 | | NEUTRAL | | 0- 0 | | 0- 0 | | 0- 0 | | | | | | | | | | | |
| RPI | S | Opponent | | Score | | RPI | S | Opponent | | Score | | RPI | S | Opponent | | Score | | | | | | | |
| 24 | N | Ohio St. | | 0 | 3 | 32 | A | Wichita St. | | 0 | 3 | 51 | A | Missouri St. | | 1 | 3 | 103 | N | Green Bay | 3 | 2 | |
| | | | | | | 33 | H | Dayton | | 0 | 3 | 56 | H | Southern Ill. | | 1 | 3 | 152 | H | Denver | 1 | 3 | |
| | | | | | | 35 | N | Marquette | | 0 | 3 | 58 | A | Indiana | | 0 | 3 | 172 | H | Duquesne | 1 | 3 | |
| | | | | | | 41 | N | Cleveland St. | | 1 | 3 | 77 | N | Arkansas St. | | 0 | 3 | 210 | H | Central Mich. | 3 | 0 | |
| | | | | | | 47 | N | Cincinnati | | 0 | 3 | 84 | A | South Dakota | | 0 | 3 | 219 | A | Ball St. | 3 | 1 | |
| | | | | | | | | | | | | | | | | | | 224 | H | Fort Wayne | 3 | 2 | |
| | | | | | | | | | | | | | | | | | | 232 | A | North Dakota St. | 0 | 3 | |
| | | | | | | | | | | | | | | | | | | 244 | H | Oral Roberts | 3 | 1 | |
| | | | | | | | | | | | | | | | | | | 273 | N | McNeese | 3 | 0 | |
| | | | | | | | | | | | | | | | | | | 283 | A | Omaha | 3 | 0 | |
| | | | | | | | | | | | | | | | | | | 283 | H | Omaha | 3 | 0 | |
| | | | | | | | | | | | | | | | | | | 298 | A | South Dakota St. | 3 | 0 | |
| | | | | | | | | | | | | | | | | | | 298 | H | South Dakota St. | 3 | 0 | |
| | | | | | | | | | | | | | | | | | | 303 | H | Western Ill. | 3 | 0 | |
| LAST 10 GAMES | | | | | | | | | | | | | | | | | | | | | | | |
| | | | | | | 298 | H | South Dakota St. | | 3 | 0 | 84 | A | South Dakota | | 0 | 3 | | | | | | |
| | | | | | | 283 | H | Omaha | | 3 | 0 | 152 | H | Denver | | 1 | 3 | | | | | | |
| | | | | | | 224 | H | Fort Wayne | | 3 | 2 | 303 | H | Western Ill. | | 3 | 0 | | | | | | |
| | | | | | | 244 | H | Oral Roberts | | 3 | 1 | 232 | A | North Dakota St. | | 0 | 3 | | | | | | |
| | | | | | | 283 | A | Omaha | | 3 | 0 | 298 | A | South Dakota St. | | 3 | 0 | | | | | | |

Non-Div. I Games:

IUPUI

| Average RPI Win: | 215 | WON-LOST | WINNING | LAST 10 | STRENGTH OF | OPP. STRENGTH | TEAM | ADJ | CONF. | ADJ CONF. | |
|-------------------|----------|-----------|-----------|----------------|-------------|---------------|-------------|--------|----------|-------------|-------|
| Average RPI Loss: | 119 | RECORD | PCT. RANK | GAMES | SCHEDULE | OF SCHEDULE | RPI | RPI | RPI | RPI | |
| DIV. I ONLY | 14- 10 | .58333 | 135 | 2- 8 | 200 | 162 | 164 | .50677 | 168 | 13 | 13 |
| DIV. I NON-CONF. | 12- 2 | .85714 | 22 | 0- 0 | 281 | 209 | 113 | .5376 | 118 | 13 | 13 |
| <hr/> | | | | | | | | | | | |
| TOTALS | RPI 1-25 | RPI 26-50 | | W-L RECORDS | RPI 51-100 | | RPI 101-150 | | RPI 150+ | | |
| 14- 10 | 0- 0 | 0- 2 | | OVERALL | 3- 0 | | 1- 6 | | 10- 2 | | |
| 3- 6 | 0- 0 | 0- 1 | | HOME | 1- 0 | | 1- 3 | | 1- 2 | | |
| 6- 4 | 0- 0 | 0- 1 | | AWAY | 1- 0 | | 0- 3 | | 5- 0 | | |
| 5- 0 | 0- 0 | 0- 0 | | NEUTRAL | 1- 0 | | 0- 0 | | 4- 0 | | |
| <hr/> | | | | | | | | | | | |
| 12- 2 | 0- 0 | 0- 0 | | NON-CONFERENCE | 3- 0 | | 0- 2 | | 9- 0 | | |
| 2- 2 | 0- 0 | 0- 0 | | HOME | 1- 0 | | 0- 2 | | 1- 0 | | |
| 5- 0 | 0- 0 | 0- 0 | | AWAY | 1- 0 | | 0- 0 | | 4- 0 | | |
| 5- 0 | 0- 0 | 0- 0 | | NEUTRAL | 1- 0 | | 0- 0 | | 4- 0 | | |
| <hr/> | | | | | | | | | | | |
| 2- 8 | 0- 0 | 0- 2 | | CONFERENCE | 0- 0 | | 1- 4 | | 1- 2 | | |
| 1- 4 | 0- 0 | 0- 1 | | HOME | 0- 0 | | 1- 1 | | 0- 2 | | |
| 1- 4 | 0- 0 | 0- 1 | | AWAY | 0- 0 | | 0- 3 | | 1- 0 | | |
| 0- 0 | 0- 0 | 0- 0 | | NEUTRAL | 0- 0 | | 0- 0 | | 0- 0 | | |
| <hr/> | | | | | | | | | | | |
| RPI | S | Opponent | Score | RPI | S | Opponent | Score | RPI | S | Opponent | Score |
| | | | | 41 | A | Cleveland St. | 0 3 | 75 | A | DePaul | 3 2 |
| | | | | 41 | H | Cleveland St. | 1 3 | 88 | H | South Fla. | 3 2 |
| | | | | | | | | 98 | N | Albany (NY) | 3 1 |
| | | | | | | | | | | | |
| | | | | | | | | | | | |
| | | | | | | | | | | | |
| | | | | | | | | | | | |
| | | | | | | | | | | | |
| | | | | | | | | | | | |
| | | | | | | | | | | | |
| | | | | | | | | | | | |
| | | | | | | | | | | | |
| | | | | | | | | | | | |
| | | | | | | | | | | | |
| | | | | | | | | | | | |
| | | | | | | | | | | | |
| | | | | | | | | | | | |
| | | | | | | | | | | | |
| | | | | | | | | | | | |
| | | | | | | | | | | | |
| | | | | | | | | | | | |
| | | | | | | | | | | | |
| | | | | | | | | | | | |
| | | | | | | | | | | | |
| | | | | | | | | | | | |
| | | | | | | | | | | | |
| | | | | | | | | | | | |
| | | | | | | | | | | | |
| | | | | | | | | | | | |
| | | | | | | | | | | | |
| | | | | | | | | | | | |
| | | | | | | | | | | | |
| | | | | | | | | | | | |
| | | | | | | | | | | | |
| | | | | | | | | | | | |
| | | | | | | | | | | | |
| | | | | | | | | | | | |
| | | | | | | | | | | | |
| | | | | | | | | | | | |
| | | | | | | | | | | | |
| | | | | | | | | | | | |
| | | | | | | | | | | | |
| | | | | | | | | | | | |
| | | | | | | | | | | | |
| | | | | | | | | | | | |
| | | | | | | | | | | | |
| | | | | | | | | | | | |
| | | | | | | | | | | | |
| | | | | | | | | | | | |
| | | | | | | | | | | | |
| | | | | | | | | | | | |
| | | | | | | | | | | | |
| | | | | | | | | | | | |
| | | | | | | | | | | | |
| | | | | | | | | | | | |
| | | | | | | | | | | | |
| | | | | | | | | | | | |
| | | | | | | | | | | | |
| | | | | | | | | | | | |
| | | | | | | | | | | | |
| | | | | | | | | | | | |
| | | | | | | | | | | | |
| | | | | | | | | | | | |
| | | | | | | | | | | | |
| | | | | | | | | | | | |
| | | | | | | | | | | | |
| | | | | | | | | | | | |
| | | | | | | | | | | | |
| | | | | | | | | | | | |
| | | | | | | | | | | | |
| | | | | | | | | | | | |
| | | | | | | | | | | | |
| | | | | | | | | | | | |
| | | | | | | | | | | | |
| | | | | | | | | | | | |
| | | | | | | | | | | | |
| | | | | | | | | | | | |
| | | | | | | | | | | | |
| | | | | | | | </ | | | | |

Non-Div. I Games:

Ill.-Chicago

| Average RPI Win: 228 | | WON-LOST RECORD | | WINNING PCT. RANK | | LAST 10 GAMES | | STRENGTH OF SCHEDULE | | OPP. STRENGTH OF SCHEDULE | | TEAM RPI | | ADJ RPI | | CONF. RPI | | ADJ CONF. RPI | |
|-----------------------|----------|-----------------|--|-------------------|-------------|----------------|--|----------------------|-------------|---------------------------|--|----------|----------------|------------|--|-----------|--|---------------|--|
| Average RPI Loss: 146 | | | | | | | | | | | | | | | | | | | |
| DIV. I ONLY | | 12- 10 | | .54545 151 | | 7- 3 | | 170 | | 218 | | 168 | | .50555 169 | | 21 | | 21 | |
| DIV. I NON-CONF. | | 6- 7 | | .46154 188 | | 1- 0 | | 189 | | 203 | | 201 | | .47765 200 | | 22 | | 22 | |
| TOTALS | | RPI 1-25 | | RPI 26-50 | | W-L RECORDS | | RPI 51-100 | | RPI 101-150 | | RPI 150+ | | | | | | | |
| 12- 10 | | 0- 1 | | 0- 0 | | OVERALL | | 0- 1 | | 2- 3 | | 10- 5 | | | | | | | |
| 7- 2 | | 0- 0 | | 0- 0 | | HOME | | 0- 0 | | 2- 0 | | 5- 2 | | | | | | | |
| 3- 6 | | 0- 0 | | 0- 0 | | AWAY | | 0- 1 | | 0- 2 | | 3- 3 | | | | | | | |
| 2- 2 | | 0- 1 | | 0- 0 | | NEUTRAL | | 0- 0 | | 0- 1 | | 2- 0 | | | | | | | |
| 6- 7 | | 0- 1 | | 0- 0 | | NON-CONFERENCE | | 0- 1 | | 1- 2 | | 5- 3 | | | | | | | |
| 3- 2 | | 0- 0 | | 0- 0 | | HOME | | 0- 0 | | 1- 0 | | 2- 2 | | | | | | | |
| 1- 3 | | 0- 0 | | 0- 0 | | AWAY | | 0- 1 | | 0- 1 | | 1- 1 | | | | | | | |
| 2- 2 | | 0- 1 | | 0- 0 | | NEUTRAL | | 0- 0 | | 0- 1 | | 2- 0 | | | | | | | |
| 6- 3 | | 0- 0 | | 0- 0 | | CONFERENCE | | 0- 0 | | 1- 1 | | 5- 2 | | | | | | | |
| 4- 0 | | 0- 0 | | 0- 0 | | HOME | | 0- 0 | | 1- 0 | | 3- 0 | | | | | | | |
| 2- 3 | | 0- 0 | | 0- 0 | | AWAY | | 0- 0 | | 0- 1 | | 2- 2 | | | | | | | |
| 0- 0 | | 0- 0 | | 0- 0 | | NEUTRAL | | 0- 0 | | 0- 0 | | 0- 0 | | | | | | | |
| RPI S | Opponent | Score | | RPI S | Opponent | Score | | RPI S | Opponent | Score | | RPI S | Opponent | Score | | | | | |
| 24 N | Ohio St. | 0 3 | | | | | | 70 A | Duke | 0 3 | | 112 A | ETSU | 0 3 | | | | | |
| | | | | | | | | | | | | 127 A | High Point | 2 3 | | | | | |
| | | | | | | | | | | | | 129 N | LSU | 1 3 | | | | | |
| | | | | | | | | | | | | 138 H | Radford | 3 1 | | | | | |
| | | | | | | | | | | | | 150 H | Samford | 3 1 | | | | | |
| | | | | | | | | | | | | 165 H | Chattanooga | 3 2 | | | | | |
| | | | | | | | | | | | | 177 H | Elon | 2 3 | | | | | |
| | | | | | | | | | | | | 194 A | Mercer | 2 3 | | | | | |
| | | | | | | | | | | | | 200 A | Furman | 1 3 | | | | | |
| | | | | | | | | | | | | 200 H | Furman | 3 0 | | | | | |
| | | | | | | | | | | | | 206 N | Valparaiso | 3 1 | | | | | |
| | | | | | | | | | | | | 207 H | Youngstown St. | 1 3 | | | | | |
| | | | | | | | | | | | | 219 A | Ball St. | 2 3 | | | | | |
| | | | | | | | | | | | | 220 A | Wofford | 3 0 | | | | | |
| | | | | | | | | | | | | 220 H | Wofford | 3 0 | | | | | |
| | | | | | | | | | | | | 266 N | Eastern Ky. | 3 2 | | | | | |
| | | | | | | | | | | | | 274 A | Charlotte | 3 0 | | | | | |
| | | | | | | | | | | | | 288 A | The Citadel | 3 1 | | | | | |
| | | | | | | | | | | | | 301 H | N.C. A&T | 3 0 | | | | | |
| | | | | | | | | | | | | 308 H | Hampton | 3 0 | | | | | |
| | | | | LAST 10 GAMES | | | | | | | | | | | | | | | |
| | | | | 220 H | Wofford | 3 0 | | 200 H | Furman | 3 0 | | | | | | | | | |
| | | | | 274 A | Charlotte | 3 0 | | 288 A | The Citadel | 3 1 | | | | | | | | | |
| | | | | 165 H | Chattanooga | 3 2 | | 194 A | Mercer | 2 3 | | | | | | | | | |
| | | | | 150 H | Samford | 3 1 | | 200 A | Furman | 1 3 | | | | | | | | | |
| | | | | 112 A | ETSU | 0 3 | | 220 A | Wofford | 3 0 | | | | | | | | | |

Non-Div. I Games:

UNCG

| Average RPI Win: 261 | | WON-LOST | WINNING | LAST 10 | STRENGTH OF | | OPP. STRENGTH | TEAM | ADJ | | CONF. | ADJ CONF. |
|-----------------------|----------|----------|-----------|----------------|----------------|-------|---------------|-------|----------------|--------|----------|-----------|
| Average RPI Loss: 130 | | RECORD | PCT. RANK | GAMES | SCHEDULE | | OF SCHEDULE | RPI | RPI | | RPI | RPI |
| DIV. I ONLY | | 13- 9 | .59091 | 120 | 8- 2 | | 198 | 246 | 170 | .5041 | 170 | 24 |
| DIV. I NON-CONF. | | 5- 7 | .41667 | 212 | 0- 0 | | 200 | 184 | 218 | .46548 | 217 | 27 |
| TOTALS | | RPI 1-25 | RPI 26-50 | | W-L RECORDS | | RPI 51-100 | | RPI 101-150 | | RPI 150+ | |
| 13- 9 | 0- 1 | 0- 1 | | OVERALL | | 0- 0 | | 0- 4 | | 13- 3 | | |
| 5- 1 | 0- 0 | 0- 0 | | HOME | | 0- 0 | | 0- 1 | | 5- 0 | | |
| 5- 5 | 0- 0 | 0- 0 | | AWAY | | 0- 0 | | 0- 3 | | 5- 2 | | |
| 3- 3 | 0- 1 | 0- 1 | | NEUTRAL | | 0- 0 | | 0- 0 | | 3- 1 | | |
| 5- 7 | 0- 1 | 0- 1 | | NON-CONFERENCE | | 0- 0 | | 0- 2 | | 5- 3 | | |
| 2- 1 | 0- 0 | 0- 0 | | HOME | | 0- 0 | | 0- 1 | | 2- 0 | | |
| 0- 3 | 0- 0 | 0- 0 | | AWAY | | 0- 0 | | 0- 1 | | 0- 2 | | |
| 3- 3 | 0- 1 | 0- 1 | | NEUTRAL | | 0- 0 | | 0- 0 | | 3- 1 | | |
| 8- 2 | 0- 0 | 0- 0 | | CONFERENCE | | 0- 0 | | 0- 2 | | 8- 0 | | |
| 3- 0 | 0- 0 | 0- 0 | | HOME | | 0- 0 | | 0- 0 | | 3- 0 | | |
| 5- 2 | 0- 0 | 0- 0 | | AWAY | | 0- 0 | | 0- 2 | | 5- 0 | | |
| 0- 0 | 0- 0 | 0- 0 | | NEUTRAL | | 0- 0 | | 0- 0 | | 0- 0 | | |
| RPI S | Opponent | Score | | RPI S | Opponent | Score | | RPI S | Opponent | Score | | |
| 16 N | Missouri | 0 3 | | 42 N | Pittsburgh | 0 3 | | 111 A | Kennesaw St. | 1 3 | | |
| | | | | | | | | 112 H | ETSU | 0 3 | | |
| | | | | | | | | 127 A | High Point | 1 3 | | |
| | | | | | | | | 138 A | Radford | 2 3 | | |
| | | | | | | | | 159 A | VCU | 1 3 | | |
| | | | | | | | | 179 H | Campbell | 3 0 | | |
| | | | | | | | | 200 N | Furman | 3 1 | | |
| | | | | | | | | 233 A | Davidson | 1 3 | | |
| | | | | | | | | 236 H | USC Upstate | 3 0 | | |
| | | | | | | | | 236 N | USC Upstate | 2 3 | | |
| | | | | | | | | 256 A | UNC Asheville | 3 2 | | |
| | | | | | | | | 260 N | Middle Tenn. | 3 0 | | |
| | | | | | | | | 262 A | Winthrop | 3 1 | | |
| | | | | | | | | 262 H | Winthrop | 3 2 | | |
| | | | | | | | | 271 A | Charleston So. | 3 2 | | |
| | | | | | | | | 275 A | Gardner-Webb | 3 2 | | |
| | | | | | | | | 275 H | Gardner-Webb | 3 0 | | |
| | | | | | | | | 297 A | Presbyterian | 3 2 | | |
| | | | | | | | | 308 H | Hampton | 3 0 | | |
| | | | | | | | | 310 N | Morgan St. | 3 0 | | |
| | | | | LAST 10 GAMES | | | | | | | | |
| | | | | 275 A | Gardner-Webb | 3 | 2 | 262 H | Winthrop | 3 | 2 | |
| | | | | 262 A | Winthrop | 3 | 1 | 275 H | Gardner-Webb | 3 | 0 | |
| | | | | 271 A | Charleston So. | 3 | 2 | 256 A | UNC Asheville | 3 | 2 | |
| | | | | 297 A | Presbyterian | 3 | 2 | 138 A | Radford | 2 | 3 | |
| | | | | 179 H | Campbell | 3 | 0 | 127 A | High Point | 1 | 3 | |

Non-Div. I Games:

Liberty

| Average RPI Win: | 201 | WON-LOST | WINNING | LAST 10 | STRENGTH OF | OPP. STRENGTH | TEAM | ADJ | CONF. | ADJ CONF. | |
|-------------------|----------|-----------|-----------|----------------|-------------|---------------|----------|-------------|-------|-----------------|-------|
| Average RPI Loss: | 76 | RECORD | PCT. RANK | GAMES | SCHEDULE | OF SCHEDULE | RPI | RPI | RPI | RPI | |
| DIV. I ONLY | 8- 13 | .38095 | 234 | 3- 7 | 98 | 83 | 171 | .503 | 171 | 8 | 8 |
| DIV. I NON-CONF. | 5- 6 | .45455 | 196 | 0- 0 | 92 | 126 | 142 | .52021 | 142 | 6 | 6 |
| <hr/> | | | | | | | | | | | |
| TOTALS | RPI 1-25 | RPI 26-50 | | W-L RECORDS | | RPI 51-100 | | RPI 101-150 | | RPI 150+ | |
| 8- 13 | 0- 0 | 0- 5 | | OVERALL | | 1- 4 | | 1- 3 | | 6- 1 | |
| 6- 5 | 0- 0 | 0- 3 | | HOME | | 0- 0 | | 1- 2 | | 5- 0 | |
| 1- 4 | 0- 0 | 0- 1 | | AWAY | | 0- 2 | | 0- 1 | | 1- 0 | |
| 1- 4 | 0- 0 | 0- 1 | | NEUTRAL | | 1- 2 | | 0- 0 | | 0- 1 | |
| <hr/> | | | | | | | | | | | |
| 5- 6 | 0- 0 | 0- 1 | | NON-CONFERENCE | | 1- 3 | | 1- 1 | | 3- 1 | |
| 4- 1 | 0- 0 | 0- 0 | | HOME | | 0- 0 | | 1- 1 | | 3- 0 | |
| 0- 1 | 0- 0 | 0- 0 | | AWAY | | 0- 1 | | 0- 0 | | 0- 0 | |
| 1- 4 | 0- 0 | 0- 1 | | NEUTRAL | | 1- 2 | | 0- 0 | | 0- 1 | |
| <hr/> | | | | | | | | | | | |
| 3- 7 | 0- 0 | 0- 4 | | CONFERENCE | | 0- 1 | | 0- 2 | | 3- 0 | |
| 2- 4 | 0- 0 | 0- 3 | | HOME | | 0- 0 | | 0- 1 | | 2- 0 | |
| 1- 3 | 0- 0 | 0- 1 | | AWAY | | 0- 1 | | 0- 1 | | 1- 0 | |
| 0- 0 | 0- 0 | 0- 0 | | NEUTRAL | | 0- 0 | | 0- 0 | | 0- 0 | |
| <hr/> | | | | | | | | | | | |
| RPI S | Opponent | Score | RPI S | Opponent | Score | RPI S | Opponent | Score | RPI S | Opponent | Score |
| | | | 27 A | Florida St. | 2 3 | 52 N | Alabama | 2 3 | 101 A | Miami (FL) | 0 3 |
| | | | 29 H | Notre Dame | 0 3 | 55 N | Temple | 3 2 | 131 H | Louisville | 1 3 |
| | | | 39 N | Texas A&M | 0 3 | 70 A | Duke | 1 3 | 137 H | Ohio | 2 3 |
| | | | 42 H | Pittsburgh | 1 3 | 74 A | Lipscomb | 0 3 | 138 H | Radford | 3 1 |
| | | | 43 H | Georgia Tech | 1 3 | 96 N | Ole Miss | 2 3 | 153 N | Northwestern | 0 3 |
| | | | | | | | | | 192 H | UMBC | 3 0 |
| | | | | | | | | | 199 A | Wake Forest | 3 0 |
| | | | | | | | | | 208 H | Clemson | 3 0 |
| | | | | | | | | | 228 H | Virginia | 3 0 |
| | | | | | | | | | 294 H | Siena | 3 0 |
| | | | | | | | | | 295 H | Appalachian St. | 3 2 |
| | | | | | | | | | | | |
| | | | | | | | | | | | |
| | | | | | | | | | | | |
| | | | | | | | | | | | |
| | | | | | | | | | | | |
| | | | | | | | | | | | |
| | | | | | | | | | | | |
| | | | | | | | | | | | |
| | | | | | | | | | | | |
| | | | | | | | | | | | |
| | | | | | | | | | | | |
| | | | | | | | | | | | |
| | | | | | | | | | | | |
| | | | | | | | | | | | |
| | | | | | | | | | | | |
| | | | | | | | | | | | |
| | | | | | | | | | | | |
| | | | | | | | | | | | |
| | | | | | | | | | | | |
| | | | | | | | | | | | |
| | | | | | | | | | | | |
| | | | | | | | | | | | |
| | | | | | | | | | | | |
| | | | | | | | | | | | |
| | | | | | | | | | | | |
| | | | | | | | | | | | |
| | | | | | | | | | | | |
| | | | | | | | | | | | |
| | | | | | | | | | | | |
| | | | | | | | | | | | |
| | | | | | | | | | | | |
| | | | | | | | | | | | |
| | | | | | | | | | | | |
| | | | | | | | | | | | |
| | | | | | | | | | | | |
| | | | | | | | | | | | |
| | | | | | | | | | | | |
| | | | | | | | | | | | |
| | | | | | | | | | | | |
| | | | | | | | | | | | |
| | | | | | | | | | | | |
| | | | | | | | | | | | |
| | | | | | | | | | | | |
| | | | | | | | | | | | |
| | | | | | | | | | | | |
| | | | | | | | | | | | |
| | | | | | | | | | | | |
| | | | | | | | | | | | |
| | | | | | | | | | | | |
| | | | | | | | | | | | |
| | | | | | | | | | | | |
| | | | | | | | | | | | |
| | | | | | | | | | | | |
| | | | | | | | | | | | |
| | | | | | | | | | | | |
| | | | | | | | | | | | |
| | | | | | | | | | | | |
| | | | | | | | | | | | |
| | | | | | | | | | | | |
| | | | | | | | | | | | |
| | | | | | | | | | | | |
| | | | | | | | | | | | |
| | | | | | | | | | | | |
| | | | | | | | | | | | |

Non-Div. I Games:

Virginia Tech

| Average RPI Win: | | 250 | WON-LOST RECORD | | WINNING PCT. RANK | | LAST 10 GAMES | | STRENGTH OF SCHEDULE | | OPP. STRENGTH OF SCHEDULE | | TEAM RPI | | ADJ RPI | | CONF. RPI | | ADJ CONF. RPI | |
|--------------------|---|----------|-----------------|-----------|-------------------|----------------|---------------|------------|----------------------|-------------|---------------------------|-------------------------|----------|--------------------------|------------|-------|-----------|--|---------------|--|
| DIV. I ONLY | | | 16- 8 | | .66667 83 | | 7- 3 | | 280 | | 188 | | 172 | | .50243 172 | | 18 | | 18 | |
| DIV. I NON-CONF. | | | 10- 5 | | .66667 85 | | 1- 0 | | 323 | | 168 | | 217 | | .46616 216 | | 20 | | 20 | |
| TOTALS | | RPI 1-25 | | RPI 26-50 | | W-L RECORDS | | RPI 51-100 | | RPI 101-150 | | RPI 150+ | | | | | | | | |
| 16- 8 | | 0- 1 | | 0- 1 | | OVERALL | | 0- 2 | | 1- 3 | | 15- 1 | | | | | | | | |
| 9- 0 | | 0- 0 | | 0- 0 | | HOME | | 0- 0 | | 1- 0 | | 8- 0 | | | | | | | | |
| 5- 4 | | 0- 0 | | 0- 1 | | AWAY | | 0- 1 | | 0- 2 | | 5- 0 | | | | | | | | |
| 2- 4 | | 0- 1 | | 0- 0 | | NEUTRAL | | 0- 1 | | 0- 1 | | 2- 1 | | | | | | | | |
| 10- 5 | | 0- 1 | | 0- 0 | | NON-CONFERENCE | | 0- 1 | | 0- 2 | | 10- 1 | | | | | | | | |
| 5- 0 | | 0- 0 | | 0- 0 | | HOME | | 0- 0 | | 0- 0 | | 5- 0 | | | | | | | | |
| 3- 1 | | 0- 0 | | 0- 0 | | AWAY | | 0- 0 | | 0- 1 | | 3- 0 | | | | | | | | |
| 2- 4 | | 0- 1 | | 0- 0 | | NEUTRAL | | 0- 1 | | 0- 1 | | 2- 1 | | | | | | | | |
| 6- 3 | | 0- 0 | | 0- 1 | | CONFERENCE | | 0- 1 | | 1- 1 | | 5- 0 | | | | | | | | |
| 4- 0 | | 0- 0 | | 0- 0 | | HOME | | 0- 0 | | 1- 0 | | 3- 0 | | | | | | | | |
| 2- 3 | | 0- 0 | | 0- 1 | | AWAY | | 0- 1 | | 0- 1 | | 2- 0 | | | | | | | | |
| 0- 0 | | 0- 0 | | 0- 0 | | NEUTRAL | | 0- 0 | | 0- 0 | | 0- 0 | | | | | | | | |
| RPI | S | Opponent | | Score | | RPI | S | Opponent | | Score | | RPI | S | Opponent | | Score | | | | |
| 16 | N | Missouri | | 0 3 | | 33 | A | Dayton | | 1 3 | | 56 | N | Southern Ill. | | 0 3 | | | | |
| | | | | | | | | | | | | 100 | A | Saint Louis | | 1 3 | | | | |
| | | | | | | | | | | | | | | 101 N Miami (FL) | | 1 3 | | | | |
| | | | | | | | | | | | | | | 142 A Delaware | | 2 3 | | | | |
| | | | | | | | | | | | | | | 146 A Rhode Island | | 0 3 | | | | |
| | | | | | | | | | | | | | | 146 H Rhode Island | | 3 0 | | | | |
| | | | | | | | | | | | | | | 159 H VCU | | 3 1 | | | | |
| | | | | | | | | | | | | | | 167 A IUPUI | | 3 1 | | | | |
| | | | | | | | | | | | | | | 206 A Valparaiso | | 3 1 | | | | |
| | | | | | | | | | | | | | | 207 A Youngstown St. | | 3 2 | | | | |
| | | | | | | | | | | | | | | 210 N Central Mich. | | 0 3 | | | | |
| | | | | | | | | | | | | | | 233 H Davidson | | 3 2 | | | | |
| | | | | | | | | | | | | | | 252 A La Salle | | 3 2 | | | | |
| | | | | | | | | | | | | | | 253 H Robert Morris | | 3 0 | | | | |
| | | | | | | | | | | | | | | 257 A Fordham | | 3 1 | | | | |
| | | | | | | | | | | | | | | 257 H Fordham | | 3 0 | | | | |
| | | | | | | | | | | | | | | 298 N South Dakota St. | | 3 0 | | | | |
| | | | | | | | | | | | | | | 299 N Southeast Mo. St. | | 3 2 | | | | |
| | | | | | | | | | | | | | | 306 H Bucknell | | 3 0 | | | | |
| | | | | | | | | | | | | | | 309 H Buffalo | | 3 0 | | | | |
| | | | | | | | | | | | | | | 317 H Saint Francis (PA) | | 3 0 | | | | |
| | | | | | | | | | | | | | | 328 H Coppin St. | | 3 0 | | | | |
| LAST 10 GAMES | | | | | | | | | | | | | | | | | | | | |
| 33 A Dayton | | | | | | 1 3 | | | | | | 233 H Davidson 3 2 | | | | | | | | |
| 100 A Saint Louis | | | | | | 1 3 | | | | | | 159 H VCU 3 1 | | | | | | | | |
| 146 H Rhode Island | | | | | | 3 0 | | | | | | 253 H Robert Morris 3 0 | | | | | | | | |
| 257 H Fordham | | | | | | 3 0 | | | | | | 257 A Fordham 3 1 | | | | | | | | |
| 252 A La Salle | | | | | | 3 2 | | | | | | 146 A Rhode Island 0 3 | | | | | | | | |

| Average RPI Win: | 244 | WON-LOST | WINNING | LAST 10 | STRENGTH OF | OPP. STRENGTH | TEAM | ADJ | CONF. | ADJ CONF. | |
|-------------------|----------|-----------|---------------|------------------|-------------|---------------|-----------------|-------------|-------|-----------------|-------|
| Average RPI Loss: | 132 | RECORD | PCT. RANK | GAMES | SCHEDULE | OF SCHEDULE | RPI | RPI | RPI | RPI | |
| DIV. I ONLY | 13- 9 | .59091 | 120 | 5- 5 | 217 | 236 | 174 | .50103 | 173 | 22 | 22 |
| DIV. I NON-CONF. | 9- 4 | .69231 | 75 | 1- 0 | 207 | 252 | 132 | .5267 | 132 | 19 | 19 |
| <hr/> | | | | | | | | | | | |
| TOTALS | RPI 1-25 | RPI 26-50 | | W-L RECORDS | | RPI 51-100 | | RPI 101-150 | | RPI 150+ | |
| 13- 9 | 0- 0 | 0- 0 | | OVERALL | | 0- 4 | | 1- 2 | | 12- 3 | |
| 7- 2 | 0- 0 | 0- 0 | | HOME | | 0- 1 | | 1- 0 | | 6- 1 | |
| 1- 6 | 0- 0 | 0- 0 | | AWAY | | 0- 2 | | 0- 2 | | 1- 2 | |
| 5- 1 | 0- 0 | 0- 0 | | NEUTRAL | | 0- 1 | | 0- 0 | | 5- 0 | |
| <hr/> | | | | | | | | | | | |
| 9- 4 | 0- 0 | 0- 0 | | NON-CONFERENCE | | 0- 2 | | 1- 2 | | 8- 0 | |
| 4- 0 | 0- 0 | 0- 0 | | HOME | | 0- 0 | | 1- 0 | | 3- 0 | |
| 0- 3 | 0- 0 | 0- 0 | | AWAY | | 0- 1 | | 0- 2 | | 0- 0 | |
| 5- 1 | 0- 0 | 0- 0 | | NEUTRAL | | 0- 1 | | 0- 0 | | 5- 0 | |
| <hr/> | | | | | | | | | | | |
| 4- 5 | 0- 0 | 0- 0 | | CONFERENCE | | 0- 2 | | 0- 0 | | 4- 3 | |
| 3- 2 | 0- 0 | 0- 0 | | HOME | | 0- 1 | | 0- 0 | | 3- 1 | |
| 1- 3 | 0- 0 | 0- 0 | | AWAY | | 0- 1 | | 0- 0 | | 1- 2 | |
| 0- 0 | 0- 0 | 0- 0 | | NEUTRAL | | 0- 0 | | 0- 0 | | 0- 0 | |
| <hr/> | | | | | | | | | | | |
| RPI S | Opponent | Score | RPI S | Opponent | Score | RPI S | Opponent | Score | RPI S | Opponent | Score |
| | | | | | | 58 N | Indiana | 0 3 | 117 H | Southern Miss. | 3 2 |
| | | | | | | 63 A | FGCU | 1 3 | 141 A | Georgia | 1 3 |
| | | | | | | 72 H | Texas St. | 2 3 | 150 A | Samford | 0 3 |
| | | | | | | 77 A | Arkansas St. | 0 3 | 180 H | UT Arlington | 1 3 |
| | | | | | | | | | 209 A | Ga. Southern | 2 3 |
| | | | | | | | | | 209 H | Ga. Southern | 3 0 |
| | | | | | | | | | 216 N | Indiana St. | 3 2 |
| | | | | | | | | | 223 H | FIU | 3 0 |
| | | | | | | | | | 227 A | Little Rock | 3 1 |
| | | | | | | | | | 229 N | Marist | 3 1 |
| | | | | | | | | | 235 A | Georgia St. | 1 3 |
| | | | | | | | | | 235 H | Georgia St. | 3 0 |
| | | | | | | | | | 243 H | Florida A&M | 3 1 |
| | | | | | | | | | 273 N | McNeese | 3 2 |
| | | | | | | | | | 290 N | Bethune-Cookman | 3 0 |
| | | | | | | | | | 293 H | Troy | 3 0 |
| | | | 305 H | Southeastern La. | 3 2 | | | | | | |
| | | | 316 N | Nicholls St. | 3 0 | | | | | | |
| | | | LAST 10 GAMES | | | | | | | | |
| | | | 227 A | Little Rock | 3 1 | 235 A | Georgia St. | 1 3 | | | |
| | | | 77 A | Arkansas St. | 0 3 | 209 A | Ga. Southern | 2 3 | | | |
| | | | 209 H | Ga. Southern | 3 0 | 72 H | Texas St. | 2 3 | | | |
| | | | 235 H | Georgia St. | 3 0 | 180 H | UT Arlington | 1 3 | | | |
| | | | 293 H | Troy | 3 0 | 290 N | Bethune-Cookman | 3 0 | | | |

Non-Div. I Games:

South Ala.

B
e
l
m
o
n
t

Belmont

| Average RPI Win: | 234 | WON-LOST | WINNING | LAST 10 | STRENGTH OF | OPP. STRENGTH | TEAM | ADJ | CONF. | ADJ CONF. | | | | | | | |
|-------------------|----------|-----------|-----------------|----------------|-------------|---------------|----------------|-------------|---------------|---------------|-------|--|--|--|--|--|--|
| Average RPI Loss: | 165 | RECORD | PCT. RANK | GAMES | SCHEDULE | OF SCHEDULE | RPI | RPI | RPI | RPI | | | | | | | |
| DIV. I ONLY | 10- 8 | .55556 | 149 | 7- 3 | 188 | 253 | 175 | .49852 | 175 | 20 | 20 | | | | | | |
| DIV. I NON-CONF. | 5- 5 | .5 | 166 | 2- 0 | 211 | 264 | 205 | .47597 | 205 | 21 | 21 | | | | | | |
| <hr/> | | | | | | | | | | | | | | | | | |
| TOTALS | RPI 1-25 | RPI 26-50 | | W-L RECORDS | | RPI 51-100 | | RPI 101-150 | | RPI 150+ | | | | | | | |
| 10- 8 | 0- 0 | 0- 0 | | OVERALL | | 0- 2 | | 1- 1 | | 9- 5 | | | | | | | |
| 9- 3 | 0- 0 | 0- 0 | | HOME | | 0- 1 | | 1- 1 | | 8- 1 | | | | | | | |
| 1- 3 | 0- 0 | 0- 0 | | AWAY | | 0- 0 | | 0- 0 | | 1- 3 | | | | | | | |
| 0- 2 | 0- 0 | 0- 0 | | NEUTRAL | | 0- 1 | | 0- 0 | | 0- 1 | | | | | | | |
| <hr/> | | | | | | | | | | | | | | | | | |
| 5- 5 | 0- 0 | 0- 0 | | NON-CONFERENCE | | 0- 1 | | 0- 1 | | 5- 3 | | | | | | | |
| 5- 2 | 0- 0 | 0- 0 | | HOME | | 0- 0 | | 0- 1 | | 5- 1 | | | | | | | |
| 0- 1 | 0- 0 | 0- 0 | | AWAY | | 0- 0 | | 0- 0 | | 0- 1 | | | | | | | |
| 0- 2 | 0- 0 | 0- 0 | | NEUTRAL | | 0- 1 | | 0- 0 | | 0- 1 | | | | | | | |
| <hr/> | | | | | | | | | | | | | | | | | |
| 5- 3 | 0- 0 | 0- 0 | | CONFERENCE | | 0- 1 | | 1- 0 | | 4- 2 | | | | | | | |
| 4- 1 | 0- 0 | 0- 0 | | HOME | | 0- 1 | | 1- 0 | | 3- 0 | | | | | | | |
| 1- 2 | 0- 0 | 0- 0 | | AWAY | | 0- 0 | | 0- 0 | | 1- 2 | | | | | | | |
| 0- 0 | 0- 0 | 0- 0 | | NEUTRAL | | 0- 0 | | 0- 0 | | 0- 0 | | | | | | | |
| <hr/> | | | | | | | | | | | | | | | | | |
| RPI S | Opponent | Score | RPI S | Opponent | Score | RPI S | Opponent | Score | RPI S | Opponent | Score | | | | | | |
| | | | | | | 58 N | Indiana | 0 3 | 124 H | Yale | 3 2 | | | | | | |
| | | | | | | 82 H | Princeton | 0 3 | 126 H | SIUE | 1 3 | | | | | | |
| | | | | | | | | | 179 N | Campbell | 0 3 | | | | | | |
| | | | | | | | | | 192 H | UMBC | 0 3 | | | | | | |
| | | | | | | | | | 204 H | Penn | 3 2 | | | | | | |
| | | | | | | | | | 214 A | Cornell | 1 3 | | | | | | |
| | | | | | | | | | 214 H | Cornell | 3 2 | | | | | | |
| | | | | | | | | | 218 A | Harvard | 0 3 | | | | | | |
| | | | | | | | | | 221 H | Providence | 3 0 | | | | | | |
| | | | | | | | | | 242 A | Dartmouth | 3 1 | | | | | | |
| | | | | | | | | | 247 H | Bryant | 3 1 | | | | | | |
| | | | | | | | | | 249 H | Brown | 3 0 | | | | | | |
| | | | | | | | | | 251 A | San Francisco | 0 3 | | | | | | |
| | | | | | | | | | 257 H | Fordham | 3 0 | | | | | | |
| | | | | | | | | | 286 H | Hartford | 3 0 | | | | | | |
| | | | | | | | | | 300 H | Manhattan | 3 0 | | | | | | |
| | | | | | | <hr/> | | | | | | | | | | | |
| | | | | | | | | | LAST 10 GAMES | | | | | | | | |
| | | | 214 A Cornell | | | 1 3 | 249 H Brown | | | 3 0 | | | | | | | |
| | | | 242 A Dartmouth | | | 3 1 | 124 H Yale | | | 3 2 | | | | | | | |
| | | | 218 A Harvard | | | 0 3 | 214 H Cornell | | | 3 2 | | | | | | | |
| | | | 204 H Penn | | | 3 2 | 257 H Fordham | | | 3 0 | | | | | | | |
| | | | 82 H Princeton | | | 0 3 | 286 H Hartford | | | 3 0 | | | | | | | |

Non-Div. I Games:

Columbia

| Average RPI Win: | | 218 | WON-LOST | WINNING | LAST 10 | STRENGTH OF | | OPP. STRENGTH | TEAM | ADJ | CONF. | ADJ CONF. |
|-------------------|----------|------------------|----------|----------------|------------------|----------------|------------------|------------------|-------|-------------------|------------------|-----------|
| Average RPI Loss: | | 99 | RECORD | PCT. RANK | GAMES | SCHEDULE | | OF SCHEDULE | RPI | RPI | RPI | RPI |
| DIV. I ONLY | | 10- 12 | | .45455 | 196 | 3- 7 | | 157 | 122 | 177 | .49636 | 176 |
| DIV. I NON-CONF. | | 7- 5 | | .58333 | 127 | 0- 0 | | 282 | 204 | 211 | .47094 | 212 |
| TOTALS | | RPI 1-25 | | RPI 26-50 | | W-L RECORDS | | RPI 51-100 | | RPI 101-150 | | RPI 150+ |
| 10- 12 | 0- 1 | | | 1- 3 | | OVERALL | | 0- 5 | | 1- 1 | | 8- 2 |
| 6- 3 | 0- 1 | | | 1- 1 | | HOME | | 0- 1 | | 1- 0 | | 4- 0 |
| 1- 6 | 0- 0 | | | 0- 1 | | AWAY | | 0- 3 | | 0- 1 | | 1- 1 |
| 3- 3 | 0- 0 | | | 0- 1 | | NEUTRAL | | 0- 1 | | 0- 0 | | 3- 1 |
| 7- 5 | 0- 0 | | | 0- 1 | | NON-CONFERENCE | | 0- 1 | | 0- 1 | | 7- 2 |
| 3- 0 | 0- 0 | | | 0- 0 | | HOME | | 0- 0 | | 0- 0 | | 3- 0 |
| 1- 2 | 0- 0 | | | 0- 0 | | AWAY | | 0- 0 | | 0- 1 | | 1- 1 |
| 3- 3 | 0- 0 | | | 0- 1 | | NEUTRAL | | 0- 1 | | 0- 0 | | 3- 1 |
| 3- 7 | 0- 1 | | | 1- 2 | | CONFERENCE | | 0- 4 | | 1- 0 | | 1- 0 |
| 3- 3 | 0- 1 | | | 1- 1 | | HOME | | 0- 1 | | 1- 0 | | 1- 0 |
| 0- 4 | 0- 0 | | | 0- 1 | | AWAY | | 0- 3 | | 0- 0 | | 0- 0 |
| 0- 0 | 0- 0 | | | 0- 0 | | NEUTRAL | | 0- 0 | | 0- 0 | | 0- 0 |
| RPI S | Opponent | Score | RPI S | Opponent | Score | RPI S | Opponent | Score | RPI S | Opponent | Score | |
| 25 H | UNLV | 2 3 | 37 H | Boise St. | 0 3 | 71 A | San Diego St. | 0 3 | 136 A | Utah Valley | 1 3 | |
| | | | 46 N | Long Beach St. | 2 3 | 76 N | UC Santa Barbara | 0 3 | 148 H | New Mexico | 3 2 | |
| | | | 50 A | Colorado St. | 0 3 | 83 A | Wyoming | 0 3 | 184 N | North Texas | 3 1 | |
| | | | 50 H | Colorado St. | 3 2 | 83 H | Wyoming | 0 3 | 197 A | Houston Baptist | 1 3 | |
| | | | | | | 94 A | Nevada | 0 3 | 212 A | Houston | 3 2 | |
| | | | | | | | | | 221 H | Providence | 3 0 | |
| | | | | | | | | | 237 H | Air Force | 3 0 | |
| | | | | | | | | | 270 H | UMass Lowell | 3 0 | |
| | | | | | | | | | 278 N | Cal St. Fullerton | 3 2 | |
| | | | | | | | | | 281 N | La.-Monroe | 3 0 | |
| | | | | | | | | | 289 N | Southern Utah | 2 3 | |
| | | | | | | | | | 300 H | Manhattan | 3 0 | |
| LAST 10 GAMES | | | | | | | | | | | | |
| | | | 83 H | Wyoming | 0 3 | 94 A | Nevada | 0 3 | | | | |
| | | | 50 H | Colorado St. | 3 2 | 25 H | UNLV | 2 3 | | | | |
| | | | 237 H | Air Force | 3 0 | 148 H | New Mexico | 3 2 | | | | |
| | | | 37 H | Boise St. | 0 3 | 50 A | Colorado St. | 0 3 | | | | |
| | | | 71 A | San Diego St. | 0 3 | 83 A | Wyoming | 0 3 | | | | |

Non-Div. I Games:

San Jose St.

| Average RPI Win: 253 | | WON-LOST RECORD | WINNING PCT. RANK | | LAST 10 GAMES | | STRENGTH OF SCHEDULE | | OPP. STRENGTH OF SCHEDULE | | TEAM RPI | ADJ RPI | CONF. RPI | ADJ CONF. RPI | |
|-----------------------|----------|--------------------|----------------------|-----------|------------------|----------------|-------------------------|-------------------------|------------------------------|-------------|-------------|----------------------|--------------|------------------|----|
| Average RPI Loss: 111 | | | | | | | | | | | | | | | |
| DIV. I ONLY | | 15- 10 | .6 | 115 | 2- 8 | | 235 | | 237 | | 176 | .49512 | 177 | 10 | 10 |
| DIV. I NON-CONF. | | 13- 3 | .8125 | 37 | 0- 1 | | 307 | | 305 | | 161 | .5008 | 166 | 12 | 12 |
| TOTALS | | RPI 1-25 | | RPI 26-50 | | W-L RECORDS | | RPI 51-100 | | RPI 101-150 | | RPI 150+ | | | |
| 15- 10 | | 0- 0 | | 0- 0 | | OVERALL | | 0- 6 | | 1- 3 | | 14- 1 | | | |
| 6- 4 | | 0- 0 | | 0- 0 | | HOME | | 0- 2 | | 0- 2 | | 6- 0 | | | |
| 7- 5 | | 0- 0 | | 0- 0 | | AWAY | | 0- 4 | | 1- 0 | | 6- 1 | | | |
| 2- 1 | | 0- 0 | | 0- 0 | | NEUTRAL | | 0- 0 | | 0- 1 | | 2- 0 | | | |
| 13- 3 | | 0- 0 | | 0- 0 | | NON-CONFERENCE | | 0- 0 | | 0- 2 | | 13- 1 | | | |
| 5- 1 | | 0- 0 | | 0- 0 | | HOME | | 0- 0 | | 0- 1 | | 5- 0 | | | |
| 6- 1 | | 0- 0 | | 0- 0 | | AWAY | | 0- 0 | | 0- 0 | | 6- 1 | | | |
| 2- 1 | | 0- 0 | | 0- 0 | | NEUTRAL | | 0- 0 | | 0- 1 | | 2- 0 | | | |
| 2- 7 | | 0- 0 | | 0- 0 | | CONFERENCE | | 0- 6 | | 1- 1 | | 1- 0 | | | |
| 1- 3 | | 0- 0 | | 0- 0 | | HOME | | 0- 2 | | 0- 1 | | 1- 0 | | | |
| 1- 4 | | 0- 0 | | 0- 0 | | AWAY | | 0- 4 | | 1- 0 | | 0- 0 | | | |
| 0- 0 | | 0- 0 | | 0- 0 | | NEUTRAL | | 0- 0 | | 0- 0 | | 0- 0 | | | |
| RPI S | Opponent | Score | | RPI S | Opponent | Score | | RPI S | Opponent | Score | | RPI S | Opponent | Score | |
| | | | | | | | | 67 A Hofstra | 0 | 3 | | 108 H UNCW | 2 | 3 | |
| | | | | | | | | 68 H Col. of Charleston | 1 | 3 | | 127 H High Point | 1 | 3 | |
| | | | | | | | | 78 A James Madison | 1 | 3 | | 140 N Austin Peay | 1 | 3 | |
| | | | | | | | | 78 H James Madison | 1 | 3 | | 142 A Delaware | 3 | 2 | |
| | | | | | | | | 80 A Northeastern | 2 | 3 | | 169 A UNCG | 3 | 2 | |
| | | | | | | | | 87 A Towson | 2 | 3 | | 179 N Campbell | 3 | 2 | |
| | | | | | | | | | | | | 203 H William & Mary | 3 | 0 | |
| | | | | | | | | | | | | 207 H Youngstown St. | 3 | 1 | |
| | | | | | | | | | | | | 220 H Wofford | 3 | 2 | |
| | | | | | | | | | | | | 233 A Davidson | 3 | 1 | |
| | | | | | | | | | | | | 271 A Charleston So. | 3 | 0 | |
| | | | | | | | | | | | | 274 A Charlotte | 1 | 3 | |
| | | | | | | | | | | | | 275 H Gardner-Webb | 3 | 1 | |
| | | | | | | | | | | | | 288 A The Citadel | 3 | 0 | |
| | | | | | | | | | | | | 301 A N.C. A&T | 3 | 0 | |
| | | | | | | | | | | | | 321 H Norfolk St. | 3 | 0 | |
| | | | | | | | | | | | | 326 H Delaware St. | 3 | 0 | |
| | | | | | | | | | | | | 327 A N.C. Central | 3 | 0 | |
| | | | | | | | | | | | | 330 N Savannah St. | 3 | 0 | |
| LAST 10 GAMES | | | | | | | | | | | | | | | |
| | | | | | | | | 78 A James Madison | 1 | 3 | | 87 A Towson | 2 | 3 | |
| | | | | | | | | 68 H Col. of Charleston | 1 | 3 | | 142 A Delaware | 3 | 2 | |
| | | | | | | | | 108 H UNCW | 2 | 3 | | 203 H William & Mary | 3 | 0 | |
| | | | | | | | | 67 A Hofstra | 0 | 3 | | 78 H James Madison | 1 | 3 | |
| | | | | | | | | 80 A Northeastern | 2 | 3 | | 140 N Austin Peay | 1 | 3 | |

Non-Div. I Games:

Elon

| Average RPI Win: 242 | | WON-LOST | WINNING | LAST 10 | STRENGTH OF | | OPP. STRENGTH | TEAM | ADJ | CONF. | ADJ CONF. |
|-----------------------|----------|----------|-----------|----------------|-------------|-------|---------------|-------|-------------|----------------|-----------|
| Average RPI Loss: 101 | | RECORD | PCT. RANK | GAMES | SCHEDULE | | OF SCHEDULE | RPI | RPI | RPI | RPI |
| DIV. I ONLY | | 11- 11 | .5 | 172 | 3- 7 | | 174 | 179 | 178 | .49375 | 178 |
| DIV. I NON-CONF. | | 8- 4 | .66667 | 85 | 0- 0 | | 297 | 288 | 207 | .473 | 210 |
| TOTALS | | RPI 1-25 | RPI 26-50 | | W-L RECORDS | | RPI 51-100 | | RPI 101-150 | | RPI 150+ |
| 11- 11 | 0- 0 | 0- 3 | | OVERALL | | 2- 5 | | 0- 0 | | 9- 3 | |
| 7- 5 | 0- 0 | 0- 1 | | HOME | | 2- 2 | | 0- 0 | | 5- 2 | |
| 1- 5 | 0- 0 | 0- 1 | | AWAY | | 0- 3 | | 0- 0 | | 1- 1 | |
| 3- 1 | 0- 0 | 0- 1 | | NEUTRAL | | 0- 0 | | 0- 0 | | 3- 0 | |
| 8- 4 | 0- 0 | 0- 1 | | NON-CONFERENCE | | 0- 1 | | 0- 0 | | 8- 2 | |
| 4- 2 | 0- 0 | 0- 0 | | HOME | | 0- 0 | | 0- 0 | | 4- 2 | |
| 1- 1 | 0- 0 | 0- 0 | | AWAY | | 0- 1 | | 0- 0 | | 1- 0 | |
| 3- 1 | 0- 0 | 0- 1 | | NEUTRAL | | 0- 0 | | 0- 0 | | 3- 0 | |
| 3- 7 | 0- 0 | 0- 2 | | CONFERENCE | | 2- 4 | | 0- 0 | | 1- 1 | |
| 3- 3 | 0- 0 | 0- 1 | | HOME | | 2- 2 | | 0- 0 | | 1- 0 | |
| 0- 4 | 0- 0 | 0- 1 | | AWAY | | 0- 2 | | 0- 0 | | 0- 1 | |
| 0- 0 | 0- 0 | 0- 0 | | NEUTRAL | | 0- 0 | | 0- 0 | | 0- 0 | |
| RPI S | Opponent | Score | RPI S | Opponent | Score | RPI S | Opponent | Score | RPI S | Opponent | Score |
| | | | 44 H | SMU | 0 3 | 55 H | Temple | 2 3 | 160 A | East Carolina | 2 3 |
| | | | 45 N | Miami (OH) | 0 3 | 60 A | UCF | 0 3 | 174 H | Belmont | 1 3 |
| | | | 47 A | Cincinnati | 0 3 | 79 H | Tulsa | 3 1 | 212 H | Houston | 3 0 |
| | | | | | | 88 A | South Fla. | 1 3 | 234 N | Jacksonville | 3 0 |
| | | | | | | 89 H | UConn | 0 3 | 255 H | Central Ark. | 1 3 |
| | | | | | | 92 A | Auburn | 0 3 | 264 N | UT Martin | 3 0 |
| | | | | | | 95 H | Tulane | 3 2 | 272 H | Louisiana Tech | 3 1 |
| | | | | | | | | | 282 N | UL Lafayette | 3 0 |
| | | | | | | | | | 287 A | UAB | 3 0 |
| | | | | | | | | | 304 H | Eastern Ill. | 3 0 |
| | | | | | | | | | 312 H | Chicago St. | 3 0 |
| | | | | | | | | | 324 H | Jackson St. | 3 0 |
| LAST 10 GAMES | | | | | | | | | | | |
| | | | 95 H | Tulane | 3 2 | 160 A | East Carolina | 2 3 | | | |
| | | | 212 H | Houston | 3 0 | 55 H | Temple | 2 3 | | | |
| | | | 79 H | Tulsa | 3 1 | 89 H | UConn | 0 3 | | | |
| | | | 44 H | SMU | 0 3 | 88 A | South Fla. | 1 3 | | | |
| | | | 47 A | Cincinnati | 0 3 | 60 A | UCF | 0 3 | | | |

Non-Div. I Games:

Memphis

| Average RPI Win: 252 | | WON-LOST | WINNING | LAST 10 | STRENGTH OF | | OPP. STRENGTH | TEAM | ADJ | CONF. | ADJ CONF. |
|-----------------------|----------|----------|-----------|----------------|-------------|-------|--------------------|-------|-------------|--------------------|-----------|
| Average RPI Loss: 132 | | RECORD | PCT. RANK | GAMES | SCHEDULE | | OF SCHEDULE | RPI | RPI | RPI | RPI |
| DIV. I ONLY | | 11- 13 | .45833 | 192 | 6- 4 | | 131 | 265 | 181 | .49334 | 179 |
| DIV. I NON-CONF. | | 5- 9 | .35714 | 236 | 0- 0 | | 99 | 240 | 188 | .48377 | 188 |
| TOTALS | | RPI 1-25 | RPI 26-50 | | W-L RECORDS | | RPI 51-100 | | RPI 101-150 | | RPI 150+ |
| 11- 13 | 0- 0 | 0- 0 | | OVERALL | | 0- 5 | | 1- 3 | | 10- 5 | |
| 4- 4 | 0- 0 | 0- 0 | | HOME | | 0- 0 | | 0- 2 | | 4- 2 | |
| 5- 5 | 0- 0 | 0- 0 | | AWAY | | 0- 2 | | 1- 1 | | 4- 2 | |
| 2- 4 | 0- 0 | 0- 0 | | NEUTRAL | | 0- 3 | | 0- 0 | | 2- 1 | |
| 5- 9 | 0- 0 | 0- 0 | | NON-CONFERENCE | | 0- 5 | | 0- 1 | | 5- 3 | |
| 2- 2 | 0- 0 | 0- 0 | | HOME | | 0- 0 | | 0- 0 | | 2- 2 | |
| 1- 3 | 0- 0 | 0- 0 | | AWAY | | 0- 2 | | 0- 1 | | 1- 0 | |
| 2- 4 | 0- 0 | 0- 0 | | NEUTRAL | | 0- 3 | | 0- 0 | | 2- 1 | |
| 6- 4 | 0- 0 | 0- 0 | | CONFERENCE | | 0- 0 | | 1- 2 | | 5- 2 | |
| 2- 2 | 0- 0 | 0- 0 | | HOME | | 0- 0 | | 0- 2 | | 2- 0 | |
| 4- 2 | 0- 0 | 0- 0 | | AWAY | | 0- 0 | | 1- 0 | | 3- 2 | |
| 0- 0 | 0- 0 | 0- 0 | | NEUTRAL | | 0- 0 | | 0- 0 | | 0- 0 | |
| RPI S | Opponent | Score | RPI S | Opponent | Score | RPI S | Opponent | Score | RPI S | Opponent | Score |
| | | | | | | 58 N | Indiana | 2 3 | 108 A | UNCW | 0 3 |
| | | | | | | 70 A | Duke | 0 3 | 127 A | High Point | 3 2 |
| | | | | | | 82 N | Princeton | 1 3 | 127 H | High Point | 2 3 |
| | | | | | | 86 A | North Carolina St. | 1 3 | 138 H | Radford | 1 3 |
| | | | | | | 88 N | South Fla. | 0 3 | 160 H | East Carolina | 2 3 |
| | | | | | | | | | 170 A | Liberty | 0 3 |
| | | | | | | | | | 175 N | Columbia | 3 0 |
| | | | | | | | | | 177 N | Elon | 2 3 |
| | | | | | | | | | 183 H | Navy | 1 3 |
| | | | | | | | | | 194 N | Mercer | 3 1 |
| | | | | | | | | | 251 A | San Francisco | 3 2 |
| | | | | | | | | | 256 H | UNC Asheville | 3 0 |
| | | | | | | | | | 262 A | Winthrop | 3 0 |
| | | | | | | | | | 271 A | Charleston So. | 2 3 |
| | | | | | | | | | 275 A | Gardner-Webb | 3 0 |
| | | | | | | | | | 297 A | Presbyterian | 3 0 |
| | | | | | | | | | 297 H | Presbyterian | 3 0 |
| | | | | | | | | | 301 H | N.C. A&T | 3 0 |
| | | | | | | | | | 332 H | South Carolina St. | 3 0 |
| LAST 10 GAMES | | | | | | | | | | | |
| | | | | | | 297 A | Presbyterian | 3 0 | 127 H | High Point | 2 3 |
| | | | | | | 127 A | High Point | 3 2 | 271 A | Charleston So. | 2 3 |
| | | | | | | 275 A | Gardner-Webb | 3 0 | 262 A | Winthrop | 3 0 |
| | | | | | | 170 A | Liberty | 0 3 | 138 H | Radford | 1 3 |
| | | | | | | 297 H | Presbyterian | 3 0 | 256 H | UNC Asheville | 3 0 |

Non-Div. I Games:

Campbell

Loss, Non-Conf, S Site, H Home, A Away, N Neutral Page 180

| | | | | | | | | | | | | | |
|----------------------|----------|-----------|-----------|----------------|----------------------|-------------------------|----------|-------------|-------|-----------|-------|---|---|
| Average RPI Win: | 246 | WON-LOST | WINNING | LAST 10 | STRENGTH OF | OPP. STRENGTH | TEAM | ADJ | CONF. | ADJ CONF. | | | |
| Average RPI Loss: | 149 | RECORD | PCT. RANK | GAMES | SCHEDULE | OF SCHEDULE | RPI | RPI | RPI | RPI | | | |
| DIV. I ONLY | 13- 6 | .68421 | 71 | 4- 6 | 294 | 222 | 179 | .49292 | 181 | 16 | 16 | | |
| DIV. I NON-CONF. | 9- 0 | 1 | 1 | 0- 0 | 321 | 273 | 115 | .53749 | 119 | 16 | 16 | | |
| <hr/> | | | | | | | | | | | | | |
| TOTALS | RPI 1-25 | RPI 26-50 | | W-L RECORDS | | RPI 51-100 | | RPI 101-150 | | RPI 150+ | | | |
| 13- 6 | 0- 0 | 0- 0 | | OVERALL | | 0- 0 | | 1- 4 | | 12- 2 | | | |
| 2- 3 | 0- 0 | 0- 0 | | HOME | | 0- 0 | | 1- 2 | | 1- 1 | | | |
| 5- 3 | 0- 0 | 0- 0 | | AWAY | | 0- 0 | | 0- 2 | | 5- 1 | | | |
| 6- 0 | 0- 0 | 0- 0 | | NEUTRAL | | 0- 0 | | 0- 0 | | 6- 0 | | | |
| <hr/> | | | | | | | | | | | | | |
| 9- 0 | 0- 0 | 0- 0 | | NON-CONFERENCE | | 0- 0 | | 0- 0 | | 9- 0 | | | |
| 0- 0 | 0- 0 | 0- 0 | | HOME | | 0- 0 | | 0- 0 | | 0- 0 | | | |
| 3- 0 | 0- 0 | 0- 0 | | AWAY | | 0- 0 | | 0- 0 | | 3- 0 | | | |
| 6- 0 | 0- 0 | 0- 0 | | NEUTRAL | | 0- 0 | | 0- 0 | | 6- 0 | | | |
| <hr/> | | | | | | | | | | | | | |
| 4- 6 | 0- 0 | 0- 0 | | CONFERENCE | | 0- 0 | | 1- 4 | | 3- 2 | | | |
| 2- 3 | 0- 0 | 0- 0 | | HOME | | 0- 0 | | 1- 2 | | 1- 1 | | | |
| 2- 3 | 0- 0 | 0- 0 | | AWAY | | 0- 0 | | 0- 2 | | 2- 1 | | | |
| 0- 0 | 0- 0 | 0- 0 | | NEUTRAL | | 0- 0 | | 0- 0 | | 0- 0 | | | |
| <hr/> | | | | | | | | | | | | | |
| RPI S | Opponent | Score | RPI S | Opponent | Score | RPI S | Opponent | Score | RPI S | Opponent | Score | | |
| | | | | | | 104 A Northern Ariz. | | | | | | 0 | 3 |
| | | | | | | 122 H Northern Colo. | | | | | | 2 | 3 |
| | | | | | | 125 H Portland St. | | | | | | 3 | 1 |
| | | | | | | 133 A Idaho St. | | | | | | 0 | 3 |
| | | | | | | 149 H North Dakota | | | | | | 1 | 3 |
| | | | | | | 157 H Sacramento St. | | | | | | 1 | 3 |
| | | | | | | 196 N Drake | | | | | | 3 | 1 |
| | | | | | | 197 A Houston Baptist | | | | | | 3 | 0 |
| | | | | | | 212 N Houston | | | | | | 3 | 1 |
| | | | | | | 217 H Idaho | | | | | | 3 | 1 |
| | | | | | | 226 A Montana St. | | | | | | 2 | 3 |
| | | | | | | 237 N Air Force | | | | | | 3 | 0 |
| | | | | | | 269 A Montana | | | | | | 3 | 1 |
| | | | | | | 278 A Cal St. Fullerton | | | | | | 3 | 1 |
| | | | | | | 282 N UL Lafayette | | | | | | 3 | 1 |
| | | | | | | 288 N The Citadel | | | | | | 3 | 0 |
| | | | | | | 289 A Southern Utah | | | | | | 3 | 2 |
| | | | | | | 299 N Southeast Mo. St. | | | | | | 3 | 1 |
| | | | | | | 303 A Western Ill. | | | | | | 3 | 1 |
| | | | | | | <hr/> | | | | | | | |
| LAST 10 GAMES | | | | | | | | | | | | | |
| 149 H North Dakota | | | 1 | 3 | 226 A Montana St. | | | 2 | 3 | | | | |
| 122 H Northern Colo. | | | 2 | 3 | 104 A Northern Ariz. | | | 0 | 3 | | | | |
| 133 A Idaho St. | | | 0 | 3 | 289 A Southern Utah | | | 3 | 2 | | | | |
| 217 H Idaho | | | 3 | 1 | 125 H Portland St. | | | 3 | 1 | | | | |
| 269 A Montana | | | 3 | 1 | 157 H Sacramento St. | | | 1 | 3 | | | | |

Non-Div. I Games:

Weber St.

| Average RPI Win: | 257 | WON-LOST | WINNING | LAST 10 | STRENGTH OF | OPP. STRENGTH | TEAM | ADJ | CONF. | ADJ CONF. | |
|-------------------|----------|-----------|---------------|----------------------|-------------|---------------|----------------------|-------------|-------|----------------------|-------|
| Average RPI Loss: | 153 | RECORD | PCT. RANK | GAMES | SCHEDULE | OF SCHEDULE | RPI | RPI | RPI | RPI | |
| DIV. I ONLY | 15- 7 | .68182 | 72 | 9- 1 | 293 | 251 | 183 | .4928 | 182 | 29 | 29 |
| DIV. I NON-CONF. | 7- 6 | .53846 | 155 | 1- 0 | 260 | 153 | 209 | .47456 | 208 | 29 | 29 |
| <hr/> | | | | | | | | | | | |
| TOTALS | RPI 1-25 | RPI 26-50 | | W-L RECORDS | | RPI 51-100 | | RPI 101-150 | | RPI 150+ | |
| 15- 7 | 0- 0 | 0- 0 | | OVERALL | | 0- 3 | | 1- 1 | | 14- 3 | |
| 6- 2 | 0- 0 | 0- 0 | | HOME | | 0- 0 | | 0- 1 | | 6- 1 | |
| 6- 2 | 0- 0 | 0- 0 | | AWAY | | 0- 1 | | 0- 0 | | 6- 1 | |
| 3- 3 | 0- 0 | 0- 0 | | NEUTRAL | | 0- 2 | | 1- 0 | | 2- 1 | |
| <hr/> | | | | | | | | | | | |
| 7- 6 | 0- 0 | 0- 0 | | NON-CONFERENCE | | 0- 3 | | 1- 1 | | 6- 2 | |
| 2- 2 | 0- 0 | 0- 0 | | HOME | | 0- 0 | | 0- 1 | | 2- 1 | |
| 2- 1 | 0- 0 | 0- 0 | | AWAY | | 0- 1 | | 0- 0 | | 2- 0 | |
| 3- 3 | 0- 0 | 0- 0 | | NEUTRAL | | 0- 2 | | 1- 0 | | 2- 1 | |
| <hr/> | | | | | | | | | | | |
| 8- 1 | 0- 0 | 0- 0 | | CONFERENCE | | 0- 0 | | 0- 0 | | 8- 1 | |
| 4- 0 | 0- 0 | 0- 0 | | HOME | | 0- 0 | | 0- 0 | | 4- 0 | |
| 4- 1 | 0- 0 | 0- 0 | | AWAY | | 0- 0 | | 0- 0 | | 4- 1 | |
| 0- 0 | 0- 0 | 0- 0 | | NEUTRAL | | 0- 0 | | 0- 0 | | 0- 0 | |
| <hr/> | | | | | | | | | | | |
| RPI S | Opponent | Score | RPI S | Opponent | Score | RPI S | Opponent | Score | RPI S | Opponent | Score |
| | | | | | | 62 N | Villanova | 0 3 | 133 N | Idaho St. | 3 1 |
| | | | | | | 78 N | James Madison | 1 3 | 144 H | Milwaukee | 2 3 |
| | | | | | | 97 A | Maryland | 0 3 | 166 A | Fairfield | 3 0 |
| | | | | | | | | | 189 A | New Hampshire | 3 1 |
| | | | | | | | | | 215 N | Eastern Mich. | 1 3 |
| | | | | | | | | | 231 A | Central Conn. St. | 2 3 |
| | | | | | | | | | 238 A | LIU Brooklyn | 3 1 |
| | | | | | | | | | 238 H | LIU Brooklyn | 3 0 |
| | | | | | | | | | 240 H | Stony Brook | 3 0 |
| | | | | | | | | | 242 H | Dartmouth | 0 3 |
| | | | | | | | | | 247 A | Bryant | 3 0 |
| | | | | | | | | | 253 H | Robert Morris | 3 0 |
| | | | | | | | | | 276 N | Holy Cross | 3 1 |
| | | | | | | | | | 292 H | George Mason | 3 0 |
| | | | | | | | | | 311 A | St. Francis Brooklyn | 3 1 |
| | | | | | | | | | 311 H | St. Francis Brooklyn | 3 0 |
| | | | | | | | | | 317 H | Saint Francis (PA) | 3 0 |
| | | | 325 A | Fairleigh Dickinson | 3 1 | | | | | | |
| | | | 326 N | Delaware St. | 3 0 | | | | | | |
| <hr/> | | | | | | | | | | | |
| | | | LAST 10 GAMES | | | | | | | | |
| | | | 238 H | LIU Brooklyn | 3 0 | 253 H | Robert Morris | 3 0 | | | |
| | | | 311 H | St. Francis Brooklyn | 3 0 | 317 H | Saint Francis (PA) | 3 0 | | | |
| | | | 325 A | Fairleigh Dickinson | 3 1 | 240 H | Stony Brook | 3 0 | | | |
| | | | 231 A | Central Conn. St. | 2 3 | 238 A | LIU Brooklyn | 3 1 | | | |
| | | | 247 A | Bryant | 3 0 | 311 A | St. Francis Brooklyn | 3 1 | | | |

Non-Div. I Games:

Sacred Heart

| Average RPI Win: 273 | | WON-LOST RECORD | WINNING PCT. RANK | LAST 10 GAMES | STRENGTH OF SCHEDULE | OPP. STRENGTH OF SCHEDULE | TEAM RPI | ADJ RPI | CONF. RPI | ADJ CONF. RPI | |
|-----------------------|----------|--------------------|----------------------|------------------|-------------------------|------------------------------|-------------|------------|-----------------------|--------------------|----------|
| Average RPI Loss: 170 | | | | | | | | | | | |
| DIV. I ONLY | | 17- 5 | .77273 33 | 7- 3 | 310 | 298 | 180 | .49224 183 | 27 | 28 | |
| DIV. I NON-CONF. | | 10- 2 | .83333 27 | 0- 0 | 312 | 312 | 164 | .49939 170 | 28 | 28 | |
| TOTALS | | RPI 1-25 | RPI 26-50 | | W-L RECORDS | | RPI 51-100 | | RPI 101-150 | | RPI 150+ |
| 17- 5 | 0- 0 | | 0- 0 | | OVERALL | | 0- 0 | | 0- 2 | | 17- 3 |
| 7- 2 | 0- 0 | | 0- 0 | | HOME | | 0- 0 | | 0- 1 | | 7- 1 |
| 5- 2 | 0- 0 | | 0- 0 | | AWAY | | 0- 0 | | 0- 1 | | 5- 1 |
| 5- 1 | 0- 0 | | 0- 0 | | NEUTRAL | | 0- 0 | | 0- 0 | | 5- 1 |
| 10- 2 | 0- 0 | | 0- 0 | | NON-CONFERENCE | | 0- 0 | | 0- 1 | | 10- 1 |
| 2- 1 | 0- 0 | | 0- 0 | | HOME | | 0- 0 | | 0- 1 | | 2- 0 |
| 3- 0 | 0- 0 | | 0- 0 | | AWAY | | 0- 0 | | 0- 0 | | 3- 0 |
| 5- 1 | 0- 0 | | 0- 0 | | NEUTRAL | | 0- 0 | | 0- 0 | | 5- 1 |
| 7- 3 | 0- 0 | | 0- 0 | | CONFERENCE | | 0- 0 | | 0- 1 | | 7- 2 |
| 5- 1 | 0- 0 | | 0- 0 | | HOME | | 0- 0 | | 0- 0 | | 5- 1 |
| 2- 2 | 0- 0 | | 0- 0 | | AWAY | | 0- 0 | | 0- 1 | | 2- 1 |
| 0- 0 | 0- 0 | | 0- 0 | | NEUTRAL | | 0- 0 | | 0- 0 | | 0- 0 |
| RPI S | Opponent | Score | RPI S | Opponent | Score | RPI S | Opponent | Score | RPI S | Opponent | Score |
| | | | | | | | | | 135 A | American | 1 3 |
| | | | | | | | | | 142 H | Delaware | 0 3 |
| | | | | | | | | | 158 H | Army West Point | 3 0 |
| | | | | | | | | | 160 N | East Carolina | 1 3 |
| | | | | | | | | | 179 A | Campbell | 3 1 |
| | | | | | | | | | 186 A | Colgate | 1 3 |
| | | | | | | | | | 189 H | New Hampshire | 3 1 |
| | | | | | | | | | 213 A | UMES | 3 0 |
| | | | | | | | | | 225 A | Lehigh | 3 2 |
| | | | | | | | | | 225 H | Lehigh | 1 3 |
| | | | | | | | | | 266 N | Eastern Ky. | 3 0 |
| | | | | | | | | | 276 H | Holy Cross | 3 2 |
| | | | | | | | | | 279 N | Rider | 3 0 |
| | | | | | | | | | 306 A | Bucknell | 3 1 |
| | | | | | | | | | 306 H | Bucknell | 3 0 |
| | | | | | | | | | 307 H | Loyola Maryland | 3 0 |
| | | | | | | | | | 315 N | Iona | 3 0 |
| | | | | | | | | | 317 A | Saint Francis (PA) | 3 0 |
| | | | | | | | | | 321 N | Norfolk St. | 3 0 |
| | | | | | | | | | 322 H | Lafayette | 3 0 |
| | | | | | | | | | 328 H | Coppin St. | 3 1 |
| | | | | | | | | | 332 N | South Carolina St. | 3 0 |
| | | | | | LAST 10 GAMES | | | | | | |
| | | | | | 225 A Lehigh | 3 2 | | | 158 H Army West Point | 3 0 | |
| | | | | | 306 A Bucknell | 3 1 | | | 135 A American | 1 3 | |
| | | | | | 307 H Loyola Maryland | 3 0 | | | 186 A Colgate | 1 3 | |
| | | | | | 322 H Lafayette | 3 0 | | | 306 H Bucknell | 3 0 | |
| | | | | | 276 H Holy Cross | 3 2 | | | 225 H Lehigh | 1 3 | |

Non-Div. I Games:

Navy

[illegible]

Non-Div. I Games:

North Texas

| Average RPI Win: 255 | | WON-LOST | WINNING | LAST 10 | STRENGTH OF | | OPP. STRENGTH | TEAM | ADJ | CONF. | ADJ CONF. |
|----------------------|----------|----------|-----------|----------------|-------------|-------|---------------|-------|-------------|---------------|-----------|
| Average RPI Loss: 97 | | RECORD | PCT. RANK | GAMES | SCHEDULE | | OF SCHEDULE | RPI | RPI | RPI | RPI |
| DIV. I ONLY | | 12- 11 | .52174 | 166 | 5- 5 | | 221 | 173 | 185 | .48849 | 185 |
| DIV. I NON-CONF. | | 7- 6 | .53846 | 155 | 0- 0 | | 242 | 177 | 191 | .483 | 189 |
| TOTALS | | RPI 1-25 | RPI 26-50 | | W-L RECORDS | | RPI 51-100 | | RPI 101-150 | | RPI 150+ |
| 12- 11 | 0- 0 | 0- 3 | | OVERALL | | 0- 3 | | 0- 4 | | 12- 1 | |
| 6- 3 | 0- 0 | 0- 1 | | HOME | | 0- 2 | | 0- 0 | | 6- 0 | |
| 2- 6 | 0- 0 | 0- 1 | | AWAY | | 0- 1 | | 0- 3 | | 2- 1 | |
| 4- 2 | 0- 0 | 0- 1 | | NEUTRAL | | 0- 0 | | 0- 1 | | 4- 0 | |
| 7- 6 | 0- 0 | 0- 2 | | NON-CONFERENCE | | 0- 2 | | 0- 1 | | 7- 1 | |
| 2- 2 | 0- 0 | 0- 1 | | HOME | | 0- 1 | | 0- 0 | | 2- 0 | |
| 1- 2 | 0- 0 | 0- 0 | | AWAY | | 0- 1 | | 0- 0 | | 1- 1 | |
| 4- 2 | 0- 0 | 0- 1 | | NEUTRAL | | 0- 0 | | 0- 1 | | 4- 0 | |
| 5- 5 | 0- 0 | 0- 1 | | CONFERENCE | | 0- 1 | | 0- 3 | | 5- 0 | |
| 4- 1 | 0- 0 | 0- 0 | | HOME | | 0- 1 | | 0- 0 | | 4- 0 | |
| 1- 4 | 0- 0 | 0- 1 | | AWAY | | 0- 0 | | 0- 3 | | 1- 0 | |
| 0- 0 | 0- 0 | 0- 0 | | NEUTRAL | | 0- 0 | | 0- 0 | | 0- 0 | |
| RPI S | Opponent | Score | RPI S | Opponent | Score | RPI S | Opponent | Score | RPI S | Opponent | Score |
| | | | 33 N | Dayton | 0 3 | 60 A | UCF | 1 3 | 102 A | Bowling Green | 1 3 |
| | | | 37 H | Boise St. | 0 3 | 69 H | Northern Ill. | 2 3 | 107 A | Toledo | 2 3 |
| | | | 45 A | Miami (OH) | 0 3 | 91 H | Tennessee | 1 3 | 137 A | Ohio | 1 3 |
| | | | | | | | | | 140 N | Austin Peay | 2 3 |
| | | | | | | | | | 188 H | Wright St. | 3 0 |
| | | | | | | | | | 191 H | Western Mich. | 3 2 |
| | | | | | | | | | 210 H | Central Mich. | 3 0 |
| | | | | | | | | | 219 A | Ball St. | 3 2 |
| | | | | | | | | | 240 N | Stony Brook | 3 1 |
| | | | | | | | | | 245 A | Evansville | 2 3 |
| | | | | | | | | | 253 H | Robert Morris | 3 0 |
| | | | | | | | | | 269 N | Montana | 3 0 |
| | | | | | | | | | 277 A | Morehead St. | 3 0 |
| | | | | | | | | | 285 N | Stetson | 3 1 |
| | | | | | | | | | 296 H | Akron | 3 1 |
| | | | | | | | | | 309 H | Buffalo | 3 0 |
| | | | | | | | | | 328 N | Coppin St. | 3 2 |
| LAST 10 GAMES | | | | | | | | | | | |
| | | | 69 H | Northern Ill. | 2 3 | 137 A | Ohio | 1 3 | | | |
| | | | 191 H | Western Mich. | 3 2 | 102 A | Bowling Green | 1 3 | | | |
| | | | 107 A | Toledo | 2 3 | 45 A | Miami (OH) | 0 3 | | | |
| | | | 219 A | Ball St. | 3 2 | 296 H | Akron | 3 1 | | | |
| | | | 210 H | Central Mich. | 3 0 | 309 H | Buffalo | 3 0 | | | |

Non-Div. I Games:

Kent St.

| Average RPI Win: 249 | | WON-LOST | WINNING | LAST 10 | STRENGTH OF | | OPP. STRENGTH | TEAM | ADJ | CONF. | ADJ CONF. |
|-----------------------|----------|----------|-----------|----------------|-----------------|-------|---------------|-------|-------------------|-------|-----------|
| Average RPI Loss: 143 | | RECORD | PCT. RANK | GAMES | SCHEDULE | | OF SCHEDULE | RPI | RPI | RPI | RPI |
| DIV. I ONLY | | 12- 9 | .57143 | 137 | 8- 2 | | 248 | 211 | 186 | .4883 | 186 |
| DIV. I NON-CONF. | | 4- 7 | .36364 | 233 | 0- 0 | | 243 | 112 | 240 | .4444 | 239 |
| TOTALS | | RPI 1-25 | RPI 26-50 | | W-L RECORDS | | RPI 51-100 | | RPI 101-150 | | RPI 150+ |
| 12- 9 | 0- 1 | 0- 0 | | OVERALL | | 0- 3 | | 0- 1 | | 12- 4 | |
| 5- 1 | 0- 0 | 0- 0 | | HOME | | 0- 1 | | 0- 0 | | 5- 0 | |
| 5- 5 | 0- 1 | 0- 0 | | AWAY | | 0- 0 | | 0- 1 | | 5- 3 | |
| 2- 3 | 0- 0 | 0- 0 | | NEUTRAL | | 0- 2 | | 0- 0 | | 2- 1 | |
| 4- 7 | 0- 1 | 0- 0 | | NON-CONFERENCE | | 0- 3 | | 0- 0 | | 4- 3 | |
| 0- 1 | 0- 0 | 0- 0 | | HOME | | 0- 1 | | 0- 0 | | 0- 0 | |
| 2- 3 | 0- 1 | 0- 0 | | AWAY | | 0- 0 | | 0- 0 | | 2- 2 | |
| 2- 3 | 0- 0 | 0- 0 | | NEUTRAL | | 0- 2 | | 0- 0 | | 2- 1 | |
| 8- 2 | 0- 0 | 0- 0 | | CONFERENCE | | 0- 0 | | 0- 1 | | 8- 1 | |
| 5- 0 | 0- 0 | 0- 0 | | HOME | | 0- 0 | | 0- 0 | | 5- 0 | |
| 3- 2 | 0- 0 | 0- 0 | | AWAY | | 0- 0 | | 0- 1 | | 3- 1 | |
| 0- 0 | 0- 0 | 0- 0 | | NEUTRAL | | 0- 0 | | 0- 0 | | 0- 0 | |
| RPI S | Opponent | Score | | RPI S | Opponent | Score | | RPI S | Opponent | Score | |
| 6 A | Michigan | 1 | 3 | | | | | 78 N | James Madison | 0 | 3 |
| | | | | | | | | 89 H | UConn | 1 | 3 |
| | | | | | | | | 92 N | Auburn | 1 | 3 |
| | | | | | | | | 135 A | American | 0 | 3 |
| | | | | | | | | 158 A | Army West Point | 1 | 3 |
| | | | | | | | | 158 H | Army West Point | 3 | 0 |
| | | | | | | | | 183 H | Navy | 3 | 1 |
| | | | | | | | | 202 A | Syracuse | 3 | 1 |
| | | | | | | | | 214 A | Cornell | 1 | 3 |
| | | | | | | | | 215 A | Eastern Mich. | 3 | 0 |
| | | | | | | | | 225 H | Lehigh | 3 | 0 |
| | | | | | | | | 229 N | Marist | 3 | 0 |
| | | | | | | | | 237 N | Air Force | 2 | 3 |
| | | | | | | | | 276 A | Holy Cross | 3 | 0 |
| | | | | | | | | 276 H | Holy Cross | 3 | 0 |
| | | | | | | | | 278 A | Cal St. Fullerton | 2 | 3 |
| | | | | | | | | 288 N | The Citadel | 3 | 1 |
| | | | | | | | | 306 A | Bucknell | 3 | 2 |
| | | | | | | | | 307 A | Loyola Maryland | 3 | 0 |
| | | | | | | | | 322 H | Lafayette | 3 | 0 |
| LAST 10 GAMES | | | | | | | | | | | |
| | | | | 276 H | Holy Cross | 3 | 0 | 135 A | American | 0 | 3 |
| | | | | 158 H | Army West Point | 3 | 0 | 225 H | Lehigh | 3 | 0 |
| | | | | 322 H | Lafayette | 3 | 0 | 183 H | Navy | 3 | 1 |
| | | | | 306 A | Bucknell | 3 | 2 | 158 A | Army West Point | 1 | 3 |
| | | | | 307 A | Loyola Maryland | 3 | 0 | 276 A | Holy Cross | 3 | 0 |

Non-Div. I Games:

Colgate

| Average RPI Win: | 231 | WON-LOST | WINNING | LAST 10 | STRENGTH OF | OPP. STRENGTH | TEAM | ADJ | CONF. | ADJ CONF. | |
|----------------------|-----------|-----------|-----------|----------------|-------------|----------------------|------------------|-------------|-------|---------------|-------|
| Average RPI Loss: | 99 | RECORD | PCT. RANK | GAMES | SCHEDULE | OF SCHEDULE | RPI | RPI | RPI | RPI | |
| DIV. I ONLY | 12- 12 | .5 | 172 | 2- 8 | 216 | 127 | 188 | .48804 | 187 | 9 | 9 |
| DIV. I NON-CONF. | 9- 4 | .69231 | 75 | 0- 0 | 289 | 215 | 175 | .49515 | 174 | 7 | 7 |
| <hr/> | | | | | | | | | | | |
| TOTALS | RPI 1-25 | RPI 26-50 | | W-L RECORDS | | RPI 51-100 | | RPI 101-150 | | RPI 150+ | |
| 12- 12 | 0- 1 | 0- 1 | | OVERALL | | 1- 6 | | 0- 2 | | 11- 2 | |
| 5- 3 | 0- 0 | 0- 1 | | HOME | | 1- 1 | | 0- 1 | | 4- 0 | |
| 4- 6 | 0- 1 | 0- 0 | | AWAY | | 0- 2 | | 0- 1 | | 4- 2 | |
| 3- 3 | 0- 0 | 0- 0 | | NEUTRAL | | 0- 3 | | 0- 0 | | 3- 0 | |
| <hr/> | | | | | | | | | | | |
| 9- 4 | 0- 0 | 0- 0 | | NON-CONFERENCE | | 0- 3 | | 0- 0 | | 9- 1 | |
| 3- 0 | 0- 0 | 0- 0 | | HOME | | 0- 0 | | 0- 0 | | 3- 0 | |
| 3- 1 | 0- 0 | 0- 0 | | AWAY | | 0- 0 | | 0- 0 | | 3- 1 | |
| 3- 3 | 0- 0 | 0- 0 | | NEUTRAL | | 0- 3 | | 0- 0 | | 3- 0 | |
| <hr/> | | | | | | | | | | | |
| 3- 8 | 0- 1 | 0- 1 | | CONFERENCE | | 1- 3 | | 0- 2 | | 2- 1 | |
| 2- 3 | 0- 0 | 0- 1 | | HOME | | 1- 1 | | 0- 1 | | 1- 0 | |
| 1- 5 | 0- 1 | 0- 0 | | AWAY | | 0- 2 | | 0- 1 | | 1- 1 | |
| 0- 0 | 0- 0 | 0- 0 | | NEUTRAL | | 0- 0 | | 0- 0 | | 0- 0 | |
| <hr/> | | | | | | | | | | | |
| RPI S | Opponent | Score | RPI S | Opponent | Score | RPI S | Opponent | Score | RPI S | Opponent | Score |
| 19 A | Creighton | 0 3 | 35 H | Marquette | 2 3 | 62 A | Villanova | 1 3 | 118 A | Butler | 0 3 |
| | | | | | | 75 H | DePaul | 3 0 | 118 H | Butler | 1 3 |
| | | | | | | 76 N | UC Santa Barbara | 1 3 | 155 H | Seton Hall | 3 1 |
| | | | | | | 89 N | UConn | 2 3 | 166 A | Fairfield | 2 3 |
| | | | | | | 90 A | Xavier | 1 3 | 195 N | Rutgers | 3 0 |
| | | | | | | 90 H | Xavier | 1 3 | 205 H | Binghamton | 3 0 |
| | | | | | | 98 N | Albany (NY) | 1 3 | 221 A | Providence | 1 3 |
| | | | | | | | | | 222 A | Georgetown | 3 1 |
| | | | | | | | | | 247 A | Bryant | 3 0 |
| | | | | | | | | | 249 N | Brown | 3 0 |
| | | | | | | | | | 251 A | San Francisco | 3 0 |
| | | | | | | | | | 252 H | La Salle | 3 0 |
| | | | | | | | | | 280 H | Niagara | 3 1 |
| | | | | | | | | | 315 A | Iona | 3 0 |
| | | | | | | | | | 326 N | Delaware St. | 3 0 |
| <hr/> | | | | | | | | | | | |
| LAST 10 GAMES | | | | | | | | | | | |
| 118 A Butler 0 3 | | | | | | 35 H Marquette 2 3 | | | | | |
| 90 A Xavier 1 3 | | | | | | 155 H Seton Hall 3 1 | | | | | |
| 221 A Providence 1 3 | | | | | | 62 A Villanova 1 3 | | | | | |
| 19 A Creighton 0 3 | | | | | | 118 H Butler 1 3 | | | | | |
| 75 H DePaul 3 0 | | | | | | 90 H Xavier 1 3 | | | | | |

Non-Div. I Games:

St. John's (NY)

| Average RPI Win: 226 | | WON-LOST | WINNING | LAST 10 | STRENGTH OF | | OPP. STRENGTH | TEAM | ADJ | CONF. | ADJ CONF. |
|-----------------------|----------|----------|-----------|----------------|-------------|-------|----------------|-------|-------------|----------------|-----------|
| Average RPI Loss: 113 | | RECORD | PCT. RANK | GAMES | SCHEDULE | | OF SCHEDULE | RPI | RPI | RPI | RPI |
| DIV. I ONLY | | 8- 15 | .34783 | 247 | 3- 7 | | 94 | 164 | 189 | .48765 | 188 |
| DIV. I NON-CONF. | | 5- 8 | .38462 | 225 | 0- 0 | | 102 | 182 | 176 | .49456 | 175 |
| TOTALS | | RPI 1-25 | RPI 26-50 | | W-L RECORDS | | RPI 51-100 | | RPI 101-150 | | RPI 150+ |
| 8- 15 | 0- 0 | 0- 3 | | OVERALL | | 0- 1 | | 0- 9 | | 8- 2 | |
| 2- 6 | 0- 0 | 0- 2 | | HOME | | 0- 0 | | 0- 4 | | 2- 0 | |
| 2- 7 | 0- 0 | 0- 0 | | AWAY | | 0- 1 | | 0- 4 | | 2- 2 | |
| 4- 2 | 0- 0 | 0- 1 | | NEUTRAL | | 0- 0 | | 0- 1 | | 4- 0 | |
| 5- 8 | 0- 0 | 0- 2 | | NON-CONFERENCE | | 0- 1 | | 0- 4 | | 5- 1 | |
| 0- 3 | 0- 0 | 0- 1 | | HOME | | 0- 0 | | 0- 2 | | 0- 0 | |
| 1- 3 | 0- 0 | 0- 0 | | AWAY | | 0- 1 | | 0- 1 | | 1- 1 | |
| 4- 2 | 0- 0 | 0- 1 | | NEUTRAL | | 0- 0 | | 0- 1 | | 4- 0 | |
| 3- 7 | 0- 0 | 0- 1 | | CONFERENCE | | 0- 0 | | 0- 5 | | 3- 1 | |
| 2- 3 | 0- 0 | 0- 1 | | HOME | | 0- 0 | | 0- 2 | | 2- 0 | |
| 1- 4 | 0- 0 | 0- 0 | | AWAY | | 0- 0 | | 0- 3 | | 1- 1 | |
| 0- 0 | 0- 0 | 0- 0 | | NEUTRAL | | 0- 0 | | 0- 0 | | 0- 0 | |
| RPI S | Opponent | Score | RPI S | Opponent | Score | RPI S | Opponent | Score | RPI S | Opponent | Score |
| | | | 33 H | Dayton | 0 3 | 88 A | South Fla. | 0 3 | 103 A | Green Bay | 0 3 |
| | | | 37 N | Boise St. | 0 3 | | | | 107 H | Toledo | 1 3 |
| | | | 41 H | Cleveland St. | 0 3 | | | | 110 H | Oakland | 1 3 |
| | | | | | | | | | 118 A | Butler | 0 3 |
| | | | | | | | | | 126 H | SIUE | 1 3 |
| | | | | | | | | | 128 A | Northern Ky. | 0 3 |
| | | | | | | | | | 128 H | Northern Ky. | 0 3 |
| | | | | | | | | | 144 A | Milwaukee | 0 3 |
| | | | | | | | | | 147 N | Murray St. | 0 3 |
| | | | | | | | | | 168 A | Ill.-Chicago | 3 1 |
| | | | | | | | | | 185 A | Kent St. | 0 3 |
| | | | | | | | | | 206 A | Valparaiso | 2 3 |
| | | | | | | | | | 206 H | Valparaiso | 3 2 |
| | | | | | | | | | 207 H | Youngstown St. | 3 0 |
| | | | | | | | | | 211 N | Tennessee St. | 3 1 |
| | | | | | | | | | 215 N | Eastern Mich. | 3 0 |
| | | | | | | | | | 238 N | LIU Brooklyn | 3 1 |
| | | | | | | | | | 277 A | Morehead St. | 3 1 |
| | | | | | | | | | 285 N | Stetson | 3 0 |
| LAST 10 GAMES | | | | | | | | | | | |
| | | | 128 A | Northern Ky. | 0 3 | 206 H | Valparaiso | 3 2 | | | |
| | | | 206 A | Valparaiso | 2 3 | 207 H | Youngstown St. | 3 0 | | | |
| | | | 103 A | Green Bay | 0 3 | 110 H | Oakland | 1 3 | | | |
| | | | 41 H | Cleveland St. | 0 3 | 144 A | Milwaukee | 0 3 | | | |
| | | | 128 H | Northern Ky. | 0 3 | 168 A | Ill.-Chicago | 3 1 | | | |

Non-Div. I Games:

Wright St.

| | | | | | | | | | | | |
|-------------------|----------|--------------|-----------|----------------|-------------|---------------|--------------|--------|----------|----------------|-------|
| Average RPI Win: | 246 | WON-LOST | WINNING | LAST 10 | STRENGTH OF | OPP. STRENGTH | TEAM | ADJ | CONF. | ADJ CONF. | |
| Average RPI Loss: | 135 | RECORD | PCT. RANK | GAMES | SCHEDULE | OF SCHEDULE | RPI | RPI | RPI | RPI | |
| DIV. I ONLY | 13- 10 | .56522 | 145 | 7- 3 | 247 | 203 | 190 | .48738 | 189 | 23 | 23 |
| DIV. I NON-CONF. | 9- 8 | .52941 | 165 | 3- 1 | 239 | 198 | 198 | .48002 | 196 | 23 | 23 |
| <hr/> | | | | | | | | | | | |
| TOTALS | RPI 1-25 | RPI 26-50 | | W-L RECORDS | RPI 51-100 | | RPI 101-150 | | RPI 150+ | | |
| 13- 10 | 0- 0 | 0- 1 | | OVERALL | 0- 3 | | 1- 2 | | 12- 4 | | |
| 5- 3 | 0- 0 | 0- 0 | | HOME | 0- 1 | | 1- 1 | | 4- 1 | | |
| 5- 5 | 0- 0 | 0- 0 | | AWAY | 0- 2 | | 0- 0 | | 5- 3 | | |
| 3- 2 | 0- 0 | 0- 1 | | NEUTRAL | 0- 0 | | 0- 1 | | 3- 0 | | |
| <hr/> | | | | | | | | | | | |
| 9- 8 | 0- 0 | 0- 1 | | NON-CONFERENCE | 0- 2 | | 1- 2 | | 8- 3 | | |
| 3- 3 | 0- 0 | 0- 0 | | HOME | 0- 1 | | 1- 1 | | 2- 1 | | |
| 3- 3 | 0- 0 | 0- 0 | | AWAY | 0- 1 | | 0- 0 | | 3- 2 | | |
| 3- 2 | 0- 0 | 0- 1 | | NEUTRAL | 0- 0 | | 0- 1 | | 3- 0 | | |
| <hr/> | | | | | | | | | | | |
| 4- 2 | 0- 0 | 0- 0 | | CONFERENCE | 0- 1 | | 0- 0 | | 4- 1 | | |
| 2- 0 | 0- 0 | 0- 0 | | HOME | 0- 0 | | 0- 0 | | 2- 0 | | |
| 2- 2 | 0- 0 | 0- 0 | | AWAY | 0- 1 | | 0- 0 | | 2- 1 | | |
| 0- 0 | 0- 0 | 0- 0 | | NEUTRAL | 0- 0 | | 0- 0 | | 0- 0 | | |
| <hr/> | | | | | | | | | | | |
| RPI S | Opponent | Score | RPI S | Opponent | Score | RPI S | Opponent | Score | RPI S | Opponent | Score |
| | | | 41 N | Cleveland St. | 1 3 | 55 A | Temple | 1 3 | 113 H | Fresno St. | 0 3 |
| | | | | | | 80 H | Northeastern | 1 3 | 133 H | Idaho St. | 3 1 |
| | | | | | | 98 A | Albany (NY) | 2 3 | 142 N | Delaware | 0 3 |
| | | | | | | | | | 182 H | Sacred Heart | 1 3 |
| | | | | | | | | | 183 A | Navy | 1 3 |
| | | | | | | | | | 192 H | UMBC | 3 0 |
| | | | | | | | | | 195 N | Rutgers | 3 1 |
| | | | | | | | | | 205 A | Binghamton | 1 3 |
| | | | | | | | | | 213 A | UMES | 3 1 |
| | | | | | | | | | 218 H | Harvard | 3 0 |
| | | | | | | | | | 230 A | Boston College | 3 2 |
| | | | | | | | | | 240 H | Stony Brook | 3 0 |
| | | | | | | | | | 247 A | Bryant | 0 3 |
| | | | | | | | | | 270 A | UMass Lowell | 3 1 |
| | | | | | | | | | 276 H | Holy Cross | 3 0 |
| | | | | | | | | | 286 A | Hartford | 3 1 |
| | | | | | | | | | 294 N | Siena | 3 2 |
| | | | | | | | | | 326 A | Delaware St. | 3 0 |
| | | | | | | | | | 328 N | Coppin St. | 3 0 |
| <hr/> | | | | | | | | | | | |
| LAST 10 GAMES | | | | | | | | | | | |
| | 213 A | UMES | 3 | 1 | 286 A | Hartford | 3 | 1 | | | |
| | 326 A | Delaware St. | 3 | 0 | 240 H | Stony Brook | 3 | 0 | | | |
| | 98 A | Albany (NY) | 2 | 3 | 192 H | UMBC | 3 | 0 | | | |
| | 205 A | Binghamton | 1 | 3 | 80 H | Northeastern | 1 | 3 | | | |
| | 270 A | UMass Lowell | 3 | 1 | 133 H | Idaho St. | 3 | 1 | | | |

Non-Div. I Games:

New Hampshire

| Average RPI Win: | | 211 | WON-LOST RECORD | | WINNING PCT. RANK | | LAST 10 GAMES | | STRENGTH OF SCHEDULE | | OPP. STRENGTH OF SCHEDULE | | TEAM RPI | | ADJ RPI | | CONF. RPI | | ADJ CONF. RPI | |
|------------------|---|----------|-----------------|-----------|-------------------|----------------|---------------|------------|----------------------|-------------|---------------------------|----------|----------|------------------|------------|-------|-----------------|--|---------------|--|
| DIV. I ONLY | | | 8- 13 | | .38095 234 | | 6- 4 | | 132 | | 130 | | 192 | | .4869 190 | | 19 | | 19 | |
| DIV. I NON-CONF. | | | 3- 10 | | .23077 281 | | 1- 1 | | 67 | | 90 | | 192 | | .48229 190 | | 15 | | 15 | |
| TOTALS | | RPI 1-25 | | RPI 26-50 | | W-L RECORDS | | RPI 51-100 | | RPI 101-150 | | RPI 150+ | | | | | | | | |
| 8- 13 | | 0- 1 | | 0- 2 | | OVERALL | | 0- 4 | | 3- 2 | | 5- 4 | | | | | | | | |
| 5- 4 | | 0- 0 | | 0- 0 | | HOME | | 0- 1 | | 3- 1 | | 2- 2 | | | | | | | | |
| 3- 3 | | 0- 0 | | 0- 0 | | AWAY | | 0- 1 | | 0- 1 | | 3- 1 | | | | | | | | |
| 0- 6 | | 0- 1 | | 0- 2 | | NEUTRAL | | 0- 2 | | 0- 0 | | 0- 1 | | | | | | | | |
| 3- 10 | | 0- 1 | | 0- 2 | | NON-CONFERENCE | | 0- 3 | | 1- 1 | | 2- 3 | | | | | | | | |
| 2- 2 | | 0- 0 | | 0- 0 | | HOME | | 0- 0 | | 1- 0 | | 1- 2 | | | | | | | | |
| 1- 2 | | 0- 0 | | 0- 0 | | AWAY | | 0- 1 | | 0- 1 | | 1- 0 | | | | | | | | |
| 0- 6 | | 0- 1 | | 0- 2 | | NEUTRAL | | 0- 2 | | 0- 0 | | 0- 1 | | | | | | | | |
| 5- 3 | | 0- 0 | | 0- 0 | | CONFERENCE | | 0- 1 | | 2- 1 | | 3- 1 | | | | | | | | |
| 3- 2 | | 0- 0 | | 0- 0 | | HOME | | 0- 1 | | 2- 1 | | 1- 0 | | | | | | | | |
| 2- 1 | | 0- 0 | | 0- 0 | | AWAY | | 0- 0 | | 0- 0 | | 2- 1 | | | | | | | | |
| 0- 0 | | 0- 0 | | 0- 0 | | NEUTRAL | | 0- 0 | | 0- 0 | | 0- 0 | | | | | | | | |
| RPI | S | Opponent | | Score | | RPI | S | Opponent | | Score | | RPI | S | Opponent | | Score | | | | |
| 20 | N | Utah | | 1 3 | | 31 | N | Baylor | | 0 3 | | 67 | N | Hofstra | | 1 3 | | | | |
| | | | | | | 42 | N | Pittsburgh | | 0 3 | | 72 | N | Texas St. | | 1 3 | | | | |
| | | | | | | | | | | | | 73 | H | New Mexico St. | | 0 3 | | | | |
| | | | | | | | | | | | | 76 | A | UC Santa Barbara | | 0 3 | | | | |
| | | | | | | | | | | | | | | | 104 | H | Northern Ariz. | | | |
| | | | | | | | | | | | | | | | 115 | A | Portland | | | |
| | | | | | | | | | | | | | | | 123 | H | UTRGV | | | |
| | | | | | | | | | | | | | | | 136 | H | Utah Valley | | | |
| | | | | | | | | | | | | | | | 143 | H | Seattle | | | |
| | | | | | | | | | | | | | | | 156 | H | UC Irvine | | | |
| | | | | | | | | | | | | | | | 157 | H | Sacramento St. | | | |
| | | | | | | | | | | | | | | | 158 | A | Army West Point | | | |
| | | | | | | | | | | | | | | | 201 | A | UMKC | | | |
| | | | | | | | | | | | | | | | 206 | N | Valparaiso | | | |
| | | | | | | | | | | | | | | | 268 | H | UC Riverside | | | |
| | | | | | | | | | | | | | | | 291 | A | Grand Canyon | | | |
| | | | | | | | | | | | | | | | 291 | H | Grand Canyon | | | |
| | | | | | | | | | | | | | | | 312 | A | Chicago St. | | | |
| | | | | | | | | | | | | | | | | | | | | |
| | | | | | | | | | | | | | | | | | | | | |
| | | | | | | | | | | | | | | | | | | | | |
| | | | | | | | | | | | | | | | | | | | | |
| | | | | | | | | | | | | | | | | | | | | |
| | | | | | | | | | | | | | | | | | | | | |
| | | | | | | | | | | | | | | | | | | | | |
| | | | | | | | | | | | | | | | | | | | | |
| | | | | | | | | | | | | | | | | | | | | |
| | | | | | | | | | | | | | | | | | | | | |
| | | | | | | | | | | | | | | | | | | | | |
| | | | | | | | | | | | | | | | | | | | | |
| | | | | | | | | | | | | | | | | | | | | |
| | | | | | | | | | | | | | | | | | | | | |
| | | | | | | | | | | | | | | | | | | | | |
| | | | | | | | | | | | | | | | | | | | | |
| | | | | | | | | | | | | | | | | | | | | |
| | | | | | | | | | | | | | | | | | | | | |
| | | | | | | | | | | | | | | | | | | | | |
| | | | | | | | | | | | | | | | | | | | | |
| | | | | | | | | | | | | | | | | | | | | |
| | | | | | | | | | | | | | | | | | | | | |
| | | | | | | | | | | | | | | | | | | | | |
| | | | | | | | | | | | | | | | | | | | | |
| | | | | | | | | | | | | | | | | | | | | |
| | | | | | | | | | | | | | | | | | | | | |
| | | | | | | | | | | | | | | | | | | | | |
| | | | | | | | | | | | | | | | | | | | | |
| | | | | | | | | | | | | | | | | | | | | |
| | | | | | | | | | | | | | | | | | | | | |
| | | | | | | | | | | | | | | | | | | | | |
| | | | | | | | | | | | | | | | | | | | | |
| | | | | | | | | | | | | | | | | | | | | |
| | | | | | | | | | | | | | | | | | | | | |
| | | | | | | | | | | | | | | | | | | | | |
| | | | | | | | | | | | | | | | | | | | | |
| | | | | | | | | | | | | | | | | | | | | |
| | | | | | | | | | | | | | | | | | | | | |
| | | | | | | | | | | | | | | | | | | | | |
| | | | | | | | | | | | </ | | | | | | | | | |

| Average RPI Win: 207 | | WON-LOST | WINNING | LAST 10 | STRENGTH OF | | OPP. STRENGTH | TEAM | ADJ | CONF. | ADJ CONF. |
|-----------------------|----------|----------|-----------|----------------|-------------|-------|---------------|-------|-------------|----------------|-----------|
| Average RPI Loss: 114 | | RECORD | PCT. RANK | GAMES | SCHEDULE | | OF SCHEDULE | RPI | RPI | RPI | RPI |
| DIV. I ONLY | | 8- 15 | .34783 | 247 | 3- 7 | | 105 | 145 | 194 | .48588 | 191 |
| DIV. I NON-CONF. | | 5- 8 | .38462 | 225 | 0- 0 | | 45 | 128 | 130 | .52848 | 131 |
| TOTALS | | RPI 1-25 | RPI 26-50 | | W-L RECORDS | | RPI 51-100 | | RPI 101-150 | | RPI 150+ |
| 8- 15 | 0- 0 | 0- 3 | | OVERALL | | 1- 4 | | 1- 4 | | 6- 4 | |
| 5- 4 | 0- 0 | 0- 1 | | HOME | | 1- 1 | | 1- 1 | | 3- 1 | |
| 1- 8 | 0- 0 | 0- 1 | | AWAY | | 0- 2 | | 0- 2 | | 1- 3 | |
| 2- 3 | 0- 0 | 0- 1 | | NEUTRAL | | 0- 1 | | 0- 1 | | 2- 0 | |
| 5- 8 | 0- 0 | 0- 2 | | NON-CONFERENCE | | 1- 3 | | 0- 3 | | 4- 0 | |
| 2- 2 | 0- 0 | 0- 0 | | HOME | | 1- 1 | | 0- 1 | | 1- 0 | |
| 1- 3 | 0- 0 | 0- 1 | | AWAY | | 0- 1 | | 0- 1 | | 1- 0 | |
| 2- 3 | 0- 0 | 0- 1 | | NEUTRAL | | 0- 1 | | 0- 1 | | 2- 0 | |
| 3- 7 | 0- 0 | 0- 1 | | CONFERENCE | | 0- 1 | | 1- 1 | | 2- 4 | |
| 3- 2 | 0- 0 | 0- 1 | | HOME | | 0- 0 | | 1- 0 | | 2- 1 | |
| 0- 5 | 0- 0 | 0- 0 | | AWAY | | 0- 1 | | 0- 1 | | 0- 3 | |
| 0- 0 | 0- 0 | 0- 0 | | NEUTRAL | | 0- 0 | | 0- 0 | | 0- 0 | |
| RPI S | Opponent | Score | RPI S | Opponent | Score | RPI S | Opponent | Score | RPI S | Opponent | Score |
| | | | 29 A | Notre Dame | 0 3 | 56 A | Southern Ill. | 0 3 | 104 N | Northern Ariz. | 1 3 |
| | | | 41 N | Cleveland St. | 1 3 | 60 N | UCF | 0 3 | 107 H | Toledo | 3 0 |
| | | | 45 H | Miami (OH) | 0 3 | 69 A | Northern Ill. | 1 3 | 110 A | Oakland | 0 3 |
| | | | | | | 90 H | Xavier | 3 1 | 137 A | Ohio | 0 3 |
| | | | | | | 91 H | Tennessee | 1 3 | 144 H | Milwaukee | 2 3 |
| | | | | | | | | | 155 N | Seton Hall | 3 0 |
| | | | | | | | | | 185 A | Kent St. | 2 3 |
| | | | | | | | | | 210 A | Central Mich. | 2 3 |
| | | | | | | | | | 215 A | Eastern Mich. | 1 3 |
| | | | | | | | | | 216 A | Indiana St. | 3 2 |
| | | | | | | | | | 219 H | Ball St. | 1 3 |
| | | | | | | | | | 224 H | Fort Wayne | 3 2 |
| | | | | | | | | | 261 N | Bradley | 3 1 |
| | | | | | | | | | 296 H | Akron | 3 0 |
| | | | | | | | | | 309 H | Buffalo | 3 1 |
| LAST 10 GAMES | | | | | | | | | | | |
| | | | 137 A | Ohio | 0 3 | 107 H | Toledo | 3 0 | | | |
| | | | 185 A | Kent St. | 2 3 | 210 A | Central Mich. | 2 3 | | | |
| | | | 309 H | Buffalo | 3 1 | 215 A | Eastern Mich. | 1 3 | | | |
| | | | 296 H | Akron | 3 0 | 45 H | Miami (OH) | 0 3 | | | |
| | | | 219 H | Ball St. | 1 3 | 69 A | Northern Ill. | 1 3 | | | |

Non-Div. I Games:

Western Mich.

| Average RPI Win: 222 | | WON-LOST | WINNING | LAST 10 | STRENGTH OF | | OPP. STRENGTH | TEAM | ADJ | CONF. | ADJ CONF. |
|-----------------------|----------|----------|-----------|----------------|-------------|-------|----------------|-------|-------------|-------------------|-----------|
| Average RPI Loss: 134 | | RECORD | PCT. RANK | GAMES | SCHEDULE | | OF SCHEDULE | RPI | RPI | RPI | RPI |
| DIV. I ONLY | | 10- 9 | .52632 | 161 | 5- 5 | | 230 | 163 | 193 | .4853 | 193 |
| DIV. I NON-CONF. | | 5- 4 | .55556 | 149 | 0- 0 | | 237 | 160 | 179 | .48922 | 179 |
| TOTALS | | RPI 1-25 | RPI 26-50 | | W-L RECORDS | | RPI 51-100 | | RPI 101-150 | | RPI 150+ |
| 10- 9 | 0- 0 | 0- 1 | | OVERALL | | 0- 1 | | 2- 5 | | 8- 2 | |
| 2- 2 | 0- 0 | 0- 0 | | HOME | | 0- 0 | | 1- 2 | | 1- 0 | |
| 3- 6 | 0- 0 | 0- 0 | | AWAY | | 0- 1 | | 0- 3 | | 3- 2 | |
| 5- 1 | 0- 0 | 0- 1 | | NEUTRAL | | 0- 0 | | 1- 0 | | 4- 0 | |
| 5- 4 | 0- 0 | 0- 1 | | NON-CONFERENCE | | 0- 1 | | 1- 1 | | 4- 1 | |
| 0- 0 | 0- 0 | 0- 0 | | HOME | | 0- 0 | | 0- 0 | | 0- 0 | |
| 0- 3 | 0- 0 | 0- 0 | | AWAY | | 0- 1 | | 0- 1 | | 0- 1 | |
| 5- 1 | 0- 0 | 0- 1 | | NEUTRAL | | 0- 0 | | 1- 0 | | 4- 0 | |
| 5- 5 | 0- 0 | 0- 0 | | CONFERENCE | | 0- 0 | | 1- 4 | | 4- 1 | |
| 2- 2 | 0- 0 | 0- 0 | | HOME | | 0- 0 | | 1- 2 | | 1- 0 | |
| 3- 3 | 0- 0 | 0- 0 | | AWAY | | 0- 0 | | 0- 2 | | 3- 1 | |
| 0- 0 | 0- 0 | 0- 0 | | NEUTRAL | | 0- 0 | | 0- 0 | | 0- 0 | |
| RPI S | Opponent | Score | RPI S | Opponent | Score | RPI S | Opponent | Score | RPI S | Opponent | Score |
| | | | 26 N | Kansas | 0 3 | 83 A | Wyoming | 0 3 | 104 H | Northern Ariz. | 3 1 |
| | | | | | | | | | 121 A | Mississippi St. | 0 3 |
| | | | | | | | | | 122 H | Northern Colo. | 1 3 |
| | | | | | | | | | 125 A | Portland St. | 2 3 |
| | | | | | | | | | 133 A | Idaho St. | 0 3 |
| | | | | | | | | | 149 H | North Dakota | 1 3 |
| | | | | | | | | | 150 N | Samford | 3 2 |
| | | | | | | | | | 151 N | CSUN | 3 0 |
| | | | | | | | | | 157 A | Sacramento St. | 0 3 |
| | | | | | | | | | 217 A | Idaho | 3 2 |
| | | | | | | | | | 226 A | Montana St. | 3 1 |
| | | | | | | | | | 265 N | Lamar University | 3 0 |
| | | | | | | | | | 266 N | Eastern Ky. | 3 2 |
| | | | | | | | | | 269 A | Montana | 3 1 |
| | | | | | | | | | 278 N | Cal St. Fullerton | 3 0 |
| | | | | | | | | | 289 H | Southern Utah | 3 0 |
| | | | | | | | | | 291 A | Grand Canyon | 0 3 |
| LAST 10 GAMES | | | | | | | | | | | |
| | | | 157 A | Sacramento St. | 0 3 | 104 H | Northern Ariz. | 3 1 | | | |
| | | | 125 A | Portland St. | 2 3 | 149 H | North Dakota | 1 3 | | | |
| | | | 217 A | Idaho | 3 2 | 122 H | Northern Colo. | 1 3 | | | |
| | | | 133 A | Idaho St. | 0 3 | 226 A | Montana St. | 3 1 | | | |
| | | | 289 H | Southern Utah | 3 0 | 269 A | Montana | 3 1 | | | |

Non-Div. I Games:

Eastern Wash.

| Average RPI Win: 237 | | WON-LOST RECORD | WINNING PCT. RANK | LAST 10 GAMES | STRENGTH OF SCHEDULE | OPP. STRENGTH OF SCHEDULE | TEAM RPI | ADJ RPI | CONF. RPI | ADJ CONF. RPI | | | |
|-----------------------|----------|--------------------|----------------------|------------------|-------------------------|------------------------------|-------------|-------------|--------------|---------------------|-------|----------|--|
| Average RPI Loss: 165 | | | | | | | | | | | | | |
| DIV. I ONLY | | 12- 10 | .54545 151 | 4- 6 | 227 | 242 | 195 | .48522 194 | 21 | 21 | | | |
| DIV. I NON-CONF. | | 8- 4 | .66667 85 | 0- 0 | 246 | 241 | 158 | .50694 158 | 22 | 22 | | | |
| <hr/> | | | | | | | | | | | | | |
| TOTALS | | RPI 1-25 | | RPI 26-50 | | W-L RECORDS | | RPI 51-100 | | RPI 101-150 | | RPI 150+ | |
| 12- 10 | | 0- 0 | | 0- 0 | | OVERALL | | 1- 1 | | 0- 3 | | 11- 6 | |
| 6- 1 | | 0- 0 | | 0- 0 | | HOME | | 1- 0 | | 0- 0 | | 5- 1 | |
| 2- 7 | | 0- 0 | | 0- 0 | | AWAY | | 0- 0 | | 0- 3 | | 2- 4 | |
| 4- 2 | | 0- 0 | | 0- 0 | | NEUTRAL | | 0- 1 | | 0- 0 | | 4- 1 | |
| 8- 4 | | 0- 0 | | 0- 0 | | NON-CONFERENCE | | 1- 1 | | 0- 1 | | 7- 2 | |
| 3- 0 | | 0- 0 | | 0- 0 | | HOME | | 1- 0 | | 0- 0 | | 2- 0 | |
| 1- 2 | | 0- 0 | | 0- 0 | | AWAY | | 0- 0 | | 0- 1 | | 1- 1 | |
| 4- 2 | | 0- 0 | | 0- 0 | | NEUTRAL | | 0- 1 | | 0- 0 | | 4- 1 | |
| 4- 6 | | 0- 0 | | 0- 0 | | CONFERENCE | | 0- 0 | | 0- 2 | | 4- 4 | |
| 3- 1 | | 0- 0 | | 0- 0 | | HOME | | 0- 0 | | 0- 0 | | 3- 1 | |
| 1- 5 | | 0- 0 | | 0- 0 | | AWAY | | 0- 0 | | 0- 2 | | 1- 3 | |
| 0- 0 | | 0- 0 | | 0- 0 | | NEUTRAL | | 0- 0 | | 0- 0 | | 0- 0 | |
| RPI S | Opponent | Score | RPI S | Opponent | Score | RPI S | Opponent | Score | RPI S | Opponent | Score | | |
| | | | | | | 87 H | Towson | 3 2 | 112 A | ETSU | 0 | 3 | |
| | | | | | | 88 N | South Fla. | 1 3 | 134 A | North Florida | 0 | 3 | |
| | | | | | | | | | 150 A | Samford | 1 | 3 | |
| | | | | | | | | | 165 A | Chattanooga | 0 | 3 | |
| | | | | | | | | | 165 H | Chattanooga | 0 | 3 | |
| | | | | | | | | | 169 H | UNCG | 3 | 2 | |
| | | | | | | | | | 174 A | Belmont | 2 | 3 | |
| | | | | | | | | | 179 N | Campbell | 1 | 3 | |
| | | | | | | | | | 200 H | Furman | 3 | 0 | |
| | | | | | | | | | 203 N | William & Mary | 3 | 1 | |
| | | | | | | | | | 220 A | Wofford | 2 | 3 | |
| | | | | | | | | | 223 N | FIU | 3 | 0 | |
| | | | | | | | | | 235 N | Georgia St. | 3 | 0 | |
| | | | | | | | | | 236 H | USC Upstate | 3 | 1 | |
| | | | | | | | | | 267 A | Western Caro. | 2 | 3 | |
| | | | | | | | | | 274 A | Charlotte | 3 | 1 | |
| | | | | | | | | | 288 A | The Citadel | 3 | 1 | |
| | | | | | | | | | 288 H | The Citadel | 3 | 1 | |
| | | | | | | | | | 316 N | Nicholls St. | 3 | 0 | |
| | | | | | | | | | 325 H | Fairleigh Dickinson | 3 | 1 | |
| LAST 10 GAMES | | | | | | | | | | | | | |
| | | | 165 A | Chattanooga | 0 3 | | 150 A | Samford | 1 3 | | | | |
| | | | 112 A | ETSU | 0 3 | | 165 H | Chattanooga | 0 3 | | | | |
| | | | 288 H | The Citadel | 3 1 | | 169 H | UNCG | 3 2 | | | | |
| | | | 200 H | Furman | 3 0 | | 220 A | Wofford | 2 3 | | | | |
| | | | 267 A | Western Caro. | 2 3 | | 288 A | The Citadel | 3 1 | | | | |

Non-Div. I Games:

Mercer

| Average RPI Win: | 282 | WON-LOST RECORD | WINNING PCT. RANK | LAST 10 GAMES | STRENGTH OF SCHEDULE | OPP. STRENGTH OF SCHEDULE | TEAM RPI | ADJ RPI | CONF. RPI | ADJ CONF. RPI | | | | | |
|------------------|----------|-----------------|-------------------|----------------|----------------------|---------------------------|----------------|-------------|-----------|---------------|----------------|-----|---|-----------------|----------------|
| DIV. I ONLY | | 4- 19 | .17391 | 312 | 0- 10 | 27 | 81 | 196 | .48456 | 195 | 1 | 1 | | | |
| DIV. I NON-CONF. | | 4- 9 | .30769 | 256 | 0- 0 | 101 | 238 | 212 | .47098 | 211 | 1 | 1 | | | |
| <hr/> | | | | | | | | | | | | | | | |
| TOTALS | RPI 1-25 | RPI 26-50 | | W-L RECORDS | | RPI 51-100 | | RPI 101-150 | | RPI 150+ | | | | | |
| 4- 19 | 0- 7 | 0- 2 | | OVERALL | | 0- 5 | | 0- 2 | | 4- 3 | | | | | |
| 0- 8 | 0- 4 | 0- 0 | | HOME | | 0- 2 | | 0- 1 | | 0- 1 | | | | | |
| 1- 7 | 0- 3 | 0- 1 | | AWAY | | 0- 2 | | 0- 1 | | 1- 0 | | | | | |
| 3- 4 | 0- 0 | 0- 1 | | NEUTRAL | | 0- 1 | | 0- 0 | | 3- 2 | | | | | |
| 4- 9 | 0- 0 | 0- 1 | | NON-CONFERENCE | | 0- 3 | | 0- 2 | | 4- 3 | | | | | |
| 0- 3 | 0- 0 | 0- 0 | | HOME | | 0- 1 | | 0- 1 | | 0- 1 | | | | | |
| 1- 2 | 0- 0 | 0- 0 | | AWAY | | 0- 1 | | 0- 1 | | 1- 0 | | | | | |
| 3- 4 | 0- 0 | 0- 1 | | NEUTRAL | | 0- 1 | | 0- 0 | | 3- 2 | | | | | |
| 0- 10 | 0- 7 | 0- 1 | | CONFERENCE | | 0- 2 | | 0- 0 | | 0- 0 | | | | | |
| 0- 5 | 0- 4 | 0- 0 | | HOME | | 0- 1 | | 0- 0 | | 0- 0 | | | | | |
| 0- 5 | 0- 3 | 0- 1 | | AWAY | | 0- 1 | | 0- 0 | | 0- 0 | | | | | |
| 0- 0 | 0- 0 | 0- 0 | | NEUTRAL | | 0- 0 | | 0- 0 | | 0- 0 | | | | | |
| <hr/> | | | | | | | | | | | | | | | |
| RPI | S | Opponent | Score | RPI | S | Opponent | Score | RPI | S | Opponent | Score | | | | |
| 2 | H | Wisconsin | 0 <div>3</div> | 41 | N | Cleveland St. | 0 <div>3</div> | 55 | A | Temple | 0 <div>3</div> | 124 | A | Yale | 2 <div>3</div> |
| 6 | H | Michigan | 0 <div>3</div> | 48 | A | Illinois | 0 <div>3</div> | 58 | A | Indiana | 1 <div>3</div> | 143 | H | Seattle | 0 <div>3</div> |
| 14 | A | Michigan St. | 0 <div>3</div> | | | | | 82 | H | Princeton | 0 <div>3</div> | 155 | H | Seton Hall | 2 <div>3</div> |
| 14 | H | Michigan St. | 0 <div>3</div> | | | | | 97 | H | Maryland | 0 <div>3</div> | 187 | N | St. John's (NY) | 0 <div>3</div> |
| 18 | A | Purdue | 0 <div>3</div> | | | | | 98 | N | Albany (NY) | 0 <div>3</div> | 189 | N | New Hampshire | 1 <div>3</div> |
| 22 | A | Penn St. | 0 <div>3</div> | | | | | | | | | 247 | A | Bryant | 3 0 |
| 22 | H | Penn St. | 0 <div>3</div> | | | | | | | | | 279 | N | Rider | 3 1 |
| | | | | | | | | | | | | 286 | N | Hartford | 3 0 |
| | | | | | | | | | | | | 315 | N | Iona | 3 1 |
| <hr/> | | | | | | | | | | | | | | | |
| | | | | LAST 10 GAMES | | | | | | | | | | | |
| | | | | 97 | H | Maryland | 0 <div>3</div> | 2 | H | Wisconsin | 0 <div>3</div> | | | | |
| | | | | 14 | A | Michigan St. | 0 <div>3</div> | 14 | H | Michigan St. | 0 <div>3</div> | | | | |
| | | | | 18 | A | Purdue | 0 <div>3</div> | 6 | H | Michigan | 0 <div>3</div> | | | | |
| | | | | 58 | A | Indiana | 1 <div>3</div> | 48 | A | Illinois | 0 <div>3</div> | | | | |
| | | | | 22 | A | Penn St. | 0 <div>3</div> | 22 | H | Penn St. | 0 <div>3</div> | | | | |

Non-Div. I Games:

Rutgers

| Average RPI Win: 236 | | WON-LOST | WINNING | LAST 10 | STRENGTH OF | | OPP. STRENGTH | TEAM | ADJ | CONF. | ADJ CONF. |
|-----------------------|----------|----------|-----------|----------------|-------------|-------|---------------|-------|-------------|-------------------|-----------|
| Average RPI Loss: 120 | | RECORD | PCT. RANK | GAMES | SCHEDULE | | OF SCHEDULE | RPI | RPI | RPI | RPI |
| DIV. I ONLY | | 13- 11 | .54167 | 156 | 4- 6 | | 239 | 170 | 191 | .48345 | 196 |
| DIV. I NON-CONF. | | 9- 5 | .64286 | 104 | 0- 0 | | 278 | 262 | 190 | .47919 | 198 |
| TOTALS | | RPI 1-25 | RPI 26-50 | | W-L RECORDS | | RPI 51-100 | | RPI 101-150 | | RPI 150+ |
| 13- 11 | 0- 0 | 0- 1 | | OVERALL | | 1- 4 | | 1- 2 | | 11- 4 | |
| 3- 4 | 0- 0 | 0- 1 | | HOME | | 0- 3 | | 1- 0 | | 2- 0 | |
| 5- 3 | 0- 0 | 0- 0 | | AWAY | | 0- 1 | | 0- 0 | | 5- 2 | |
| 5- 4 | 0- 0 | 0- 0 | | NEUTRAL | | 1- 0 | | 0- 2 | | 4- 2 | |
| 9- 5 | 0- 0 | 0- 0 | | NON-CONFERENCE | | 1- 0 | | 0- 2 | | 8- 3 | |
| 1- 0 | 0- 0 | 0- 0 | | HOME | | 0- 0 | | 0- 0 | | 1- 0 | |
| 3- 1 | 0- 0 | 0- 0 | | AWAY | | 0- 0 | | 0- 0 | | 3- 1 | |
| 5- 4 | 0- 0 | 0- 0 | | NEUTRAL | | 1- 0 | | 0- 2 | | 4- 2 | |
| 4- 6 | 0- 0 | 0- 1 | | CONFERENCE | | 0- 4 | | 1- 0 | | 3- 1 | |
| 2- 4 | 0- 0 | 0- 1 | | HOME | | 0- 3 | | 1- 0 | | 1- 0 | |
| 2- 2 | 0- 0 | 0- 0 | | AWAY | | 0- 1 | | 0- 0 | | 2- 1 | |
| 0- 0 | 0- 0 | 0- 0 | | NEUTRAL | | 0- 0 | | 0- 0 | | 0- 0 | |
| RPI S | Opponent | Score | RPI S | Opponent | Score | RPI S | Opponent | Score | RPI S | Opponent | Score |
| | | | 32 H | Wichita St. | 0 3 | 51 H | Missouri St. | 2 3 | 102 N | Bowling Green | 1 3 |
| | | | | | | 53 H | UNI | 0 3 | 109 H | Illinois St. | 3 0 |
| | | | | | | 56 A | Southern Ill. | 1 3 | 134 N | North Florida | 2 3 |
| | | | | | | 56 H | Southern Ill. | 1 3 | 154 A | Loyola Chicago | 0 3 |
| | | | | | | 80 N | Northeastern | 3 1 | 163 A | Fla. Atlantic | 3 0 |
| | | | | | | | | | 181 N | Weber St. | 1 3 |
| | | | | | | | | | 201 N | UMKC | 2 3 |
| | | | | | | | | | 219 N | Ball St. | 3 0 |
| | | | | | | | | | 245 A | Evansville | 3 2 |
| | | | | | | | | | 245 H | Evansville | 3 1 |
| | | | | | | | | | 261 A | Bradley | 3 1 |
| | | | | | | | | | 272 N | Louisiana Tech | 3 0 |
| | | | | | | | | | 283 A | Omaha | 3 1 |
| | | | | | | | | | 290 N | Bethune-Cookman | 3 0 |
| | | | | | | | | | 298 H | South Dakota St. | 3 2 |
| | | | | | | | | | 299 N | Southeast Mo. St. | 3 0 |
| | | | | | | | | | 303 A | Western Ill. | 2 3 |
| | | | | | | | | | 304 A | Eastern Ill. | 3 1 |
| LAST 10 GAMES | | | | | | | | | | | |
| | | | 245 H | Evansville | 3 1 | 109 H | Illinois St. | 3 0 | | | |
| | | | 56 H | Southern Ill. | 1 3 | 51 H | Missouri St. | 2 3 | | | |
| | | | 261 A | Bradley | 3 1 | 32 H | Wichita St. | 0 3 | | | |
| | | | 154 A | Loyola Chicago | 0 3 | 56 A | Southern Ill. | 1 3 | | | |
| | | | 53 H | UNI | 0 3 | 245 A | Evansville | 3 2 | | | |

Non-Div. I Games:

Drake

| Average RPI Win: | | 214 | WON-LOST RECORD | | WINNING PCT. RANK | | LAST 10 GAMES | | STRENGTH OF SCHEDULE | | OPP. STRENGTH OF SCHEDULE | | TEAM RPI | | ADJ RPI | | CONF. RPI | | ADJ CONF. RPI | | | | |
|------------------|---|------------|-----------------|-----------|-------------------|-----|---------------|----------------|----------------------|------------|---------------------------|-----|----------|--------------|------------|-------|-----------|----------|---------------|----------------|--|-------|---|
| DIV. I ONLY | | | 3- 18 | | .14286 321 | | 1- 9 | | 23 | | 51 | | 198 | | .48259 198 | | 4 | | 4 | | | | |
| DIV. I NON-CONF. | | | 2- 10 | | .16667 296 | | 0- 1 | | 60 | | 89 | | 210 | | .47306 209 | | 5 | | 5 | | | | |
| TOTALS | | RPI 1-25 | | RPI 26-50 | | | | W-L RECORDS | | RPI 51-100 | | | | RPI 101-150 | | | | RPI 150+ | | | | | |
| 3- 18 | | 0- 5 | | 0- 3 | | | | OVERALL | | 0- 7 | | | | 1- 2 | | | | 2- 1 | | | | | |
| 1- 6 | | 0- 2 | | 0- 1 | | | | HOME | | 0- 2 | | | | 0- 1 | | | | 1- 0 | | | | | |
| 1- 8 | | 0- 2 | | 0- 2 | | | | AWAY | | 0- 2 | | | | 1- 1 | | | | 0- 1 | | | | | |
| 1- 4 | | 0- 1 | | 0- 0 | | | | NEUTRAL | | 0- 3 | | | | 0- 0 | | | | 1- 0 | | | | | |
| 2- 10 | | 0- 2 | | 0- 2 | | | | NON-CONFERENCE | | 0- 3 | | | | 0- 2 | | | | 2- 1 | | | | | |
| 1- 2 | | 0- 1 | | 0- 0 | | | | HOME | | 0- 0 | | | | 0- 1 | | | | 1- 0 | | | | | |
| 0- 4 | | 0- 0 | | 0- 2 | | | | AWAY | | 0- 0 | | | | 0- 1 | | | | 0- 1 | | | | | |
| 1- 4 | | 0- 1 | | 0- 0 | | | | NEUTRAL | | 0- 3 | | | | 0- 0 | | | | 1- 0 | | | | | |
| 1- 8 | | 0- 3 | | 0- 1 | | | | CONFERENCE | | 0- 4 | | | | 1- 0 | | | | 0- 0 | | | | | |
| 0- 4 | | 0- 1 | | 0- 1 | | | | HOME | | 0- 2 | | | | 0- 0 | | | | 0- 0 | | | | | |
| 1- 4 | | 0- 2 | | 0- 0 | | | | AWAY | | 0- 2 | | | | 1- 0 | | | | 0- 0 | | | | | |
| 0- 0 | | 0- 0 | | 0- 0 | | | | NEUTRAL | | 0- 0 | | | | 0- 0 | | | | 0- 0 | | | | | |
| RPI | S | Opponent | | Score | | RPI | S | Opponent | | Score | | RPI | S | Opponent | | Score | | RPI | S | Opponent | | Score | |
| 1 | N | Nebraska | | 0 | 3 | 26 | A | Kansas | | 2 | 3 | 51 | N | Missouri St. | | 0 | 3 | 117 | H | Southern Miss. | | 1 | 3 |
| 15 | A | Kentucky | | 0 | 3 | 39 | H | Texas A&M | | 0 | 3 | 52 | H | Alabama | | 0 | 3 | 129 | A | LSU | | 3 | 0 |
| 16 | A | Missouri | | 0 | 3 | 48 | A | Illinois | | 0 | 3 | 90 | N | Xavier | | 1 | 3 | 148 | A | New Mexico | | 1 | 3 |
| 16 | H | Missouri | | 0 | 3 | | | | | | | 91 | A | Tennessee | | 1 | 3 | 201 | H | UMKC | | 3 | 1 |
| 17 | H | Kansas St. | | 0 | 3 | | | | | | | 92 | H | Auburn | | 1 | 3 | 244 | A | Oral Roberts | | 0 | 3 |
| | | | | | | | | | | | | 96 | A | Ole Miss | | 2 | 3 | 312 | N | Chicago St. | | 3 | 1 |
| | | | | | | | | | | | | 97 | N | Maryland | | 1 | 3 | | | | | | |
| LAST 10 GAMES | | | | | | | | | | | | | | | | | | | | | | | |
| | | | | | | 92 | H | Auburn | | 1 | 3 | 39 | H | Texas A&M | | 0 | 3 | | | | | | |
| | | | | | | 52 | H | Alabama | | 0 | 3 | 96 | A | Ole Miss | | 2 | 3 | | | | | | |
| | | | | | | 91 | A | Tennessee | | 1 | 3 | 16 | H | Missouri | | 0 | 3 | | | | | | |
| | | | | | | 15 | A | Kentucky | | 0 | 3 | 129 | A | LSU | | 3 | 0 | | | | | | |
| | | | | | | 16 | A | Missouri | | 0 | 3 | 244 | A | Oral Roberts | | 0 | 3 | | | | | | |

Non-Div. I Games:

Arkansas

| Average RPI Win: 194 | | WON-LOST | WINNING | LAST 10 | STRENGTH OF | | OPP. STRENGTH | TEAM | ADJ | CONF. | ADJ CONF. |
|-----------------------|----------|----------|-----------|----------------|-------------|-------|--------------------|-------|-------------|----------------|-----------|
| Average RPI Loss: 129 | | RECORD | PCT. RANK | GAMES | SCHEDULE | | OF SCHEDULE | RPI | RPI | RPI | RPI |
| DIV. I ONLY | | 9- 12 | .42857 | 205 | 5- 5 | | 183 | 123 | 200 | .48205 | 199 |
| DIV. I NON-CONF. | | 4- 7 | .36364 | 233 | 0- 0 | | 196 | 224 | 233 | .44937 | 234 |
| TOTALS | | RPI 1-25 | RPI 26-50 | | W-L RECORDS | | RPI 51-100 | | RPI 101-150 | | RPI 150+ |
| 9- 12 | 0- 0 | 1- 2 | | OVERALL | | 1- 3 | | 1- 2 | | 6- 5 | |
| 6- 7 | 0- 0 | 1- 1 | | HOME | | 1- 1 | | 0- 1 | | 4- 4 | |
| 2- 4 | 0- 0 | 0- 1 | | AWAY | | 0- 1 | | 1- 1 | | 1- 1 | |
| 1- 1 | 0- 0 | 0- 0 | | NEUTRAL | | 0- 1 | | 0- 0 | | 1- 0 | |
| 4- 7 | 0- 0 | 0- 0 | | NON-CONFERENCE | | 1- 1 | | 0- 2 | | 3- 4 | |
| 3- 4 | 0- 0 | 0- 0 | | HOME | | 1- 0 | | 0- 1 | | 2- 3 | |
| 0- 2 | 0- 0 | 0- 0 | | AWAY | | 0- 0 | | 0- 1 | | 0- 1 | |
| 1- 1 | 0- 0 | 0- 0 | | NEUTRAL | | 0- 1 | | 0- 0 | | 1- 0 | |
| 5- 5 | 0- 0 | 1- 2 | | CONFERENCE | | 0- 2 | | 1- 0 | | 3- 1 | |
| 3- 3 | 0- 0 | 1- 1 | | HOME | | 0- 1 | | 0- 0 | | 2- 1 | |
| 2- 2 | 0- 0 | 0- 1 | | AWAY | | 0- 1 | | 1- 0 | | 1- 0 | |
| 0- 0 | 0- 0 | 0- 0 | | NEUTRAL | | 0- 0 | | 0- 0 | | 0- 0 | |
| RPI S | Opponent | Score | RPI S | Opponent | Score | RPI S | Opponent | Score | RPI S | Opponent | Score |
| | | | 29 A | Notre Dame | 1 3 | 68 H | Col. of Charleston | 3 0 | 127 H | High Point | 1 3 |
| | | | 42 H | Pittsburgh | 3 1 | 70 A | Duke | 1 3 | 131 A | Louisville | 3 1 |
| | | | 43 H | Georgia Tech | 2 3 | 70 H | Duke | 2 3 | 138 A | Radford | 2 3 |
| | | | | | | 81 N | South Carolina | 2 3 | 154 H | Loyola Chicago | 2 3 |
| | | | | | | | | | 171 H | Virginia Tech | 0 3 |
| | | | | | | | | | 208 H | Clemson | 3 2 |
| | | | | | | | | | 209 A | Ga. Southern | 1 3 |
| | | | | | | | | | 220 H | Wofford | 2 3 |
| | | | | | | | | | 228 A | Virginia | 3 1 |
| | | | | | | | | | 228 H | Virginia | 3 2 |
| | | | | | | | | | 233 H | Davidson | 1 3 |
| | | | | | | | | | 260 H | Middle Tenn. | 3 0 |
| | | | | | | | | | 274 H | Charlotte | 3 1 |
| | | | | | | | | | 309 N | Buffalo | 3 0 |
| LAST 10 GAMES | | | | | | | | | | | |
| | | | 208 H | Clemson | 3 2 | 171 H | Virginia Tech | 0 3 | | | |
| | | | 43 H | Georgia Tech | 2 3 | 29 A | Notre Dame | 1 3 | | | |
| | | | 228 H | Virginia | 3 2 | 131 A | Louisville | 3 1 | | | |
| | | | 70 H | Duke | 2 3 | 228 A | Virginia | 3 1 | | | |
| | | | 42 H | Pittsburgh | 3 1 | 70 A | Duke | 1 3 | | | |

Non-Div. I Games:

Wake Forest

| Average RPI Win: 207 | | WON-LOST | WINNING | LAST 10 | STRENGTH OF | | OPP. STRENGTH | TEAM | ADJ | CONF. | ADJ CONF. |
|-----------------------|--------------|----------|-----------|----------------|-------------|-------|---------------|-------|-------------|----------|-----------|
| Average RPI Loss: 151 | | RECORD | PCT. RANK | GAMES | SCHEDULE | | OF SCHEDULE | RPI | RPI | RPI | RPI |
| DIV. I ONLY | | 9- 13 | .40909 | 214 | 5- 5 | | 148 | 192 | 199 | .48027 | 200 |
| DIV. I NON-CONF. | | 4- 8 | .33333 | 243 | 0- 0 | | 126 | 110 | 203 | .47617 | 203 |
| TOTALS | | RPI 1-25 | RPI 26-50 | | W-L RECORDS | | RPI 51-100 | | RPI 101-150 | | RPI 150+ |
| 9- 13 | 0- 0 | 0- 3 | | OVERALL | | 1- 2 | | 1- 1 | | 7- 7 | |
| 5- 1 | 0- 0 | 0- 0 | | HOME | | 0- 0 | | 1- 0 | | 4- 1 | |
| 2- 8 | 0- 0 | 0- 2 | | AWAY | | 1- 1 | | 0- 1 | | 1- 4 | |
| 2- 4 | 0- 0 | 0- 1 | | NEUTRAL | | 0- 1 | | 0- 0 | | 2- 2 | |
| 4- 8 | 0- 0 | 0- 3 | | NON-CONFERENCE | | 1- 2 | | 0- 0 | | 3- 3 | |
| 1- 0 | 0- 0 | 0- 0 | | HOME | | 0- 0 | | 0- 0 | | 1- 0 | |
| 1- 4 | 0- 0 | 0- 2 | | AWAY | | 1- 1 | | 0- 0 | | 0- 1 | |
| 2- 4 | 0- 0 | 0- 1 | | NEUTRAL | | 0- 1 | | 0- 0 | | 2- 2 | |
| 5- 5 | 0- 0 | 0- 0 | | CONFERENCE | | 0- 0 | | 1- 1 | | 4- 4 | |
| 4- 1 | 0- 0 | 0- 0 | | HOME | | 0- 0 | | 1- 0 | | 3- 1 | |
| 1- 4 | 0- 0 | 0- 0 | | AWAY | | 0- 0 | | 0- 1 | | 1- 3 | |
| 0- 0 | 0- 0 | 0- 0 | | NEUTRAL | | 0- 0 | | 0- 0 | | 0- 0 | |
| RPI S | Opponent | Score | RPI S | Opponent | Score | RPI S | Opponent | Score | RPI S | Opponent | Score |
| 43 N | Georgia Tech | 0 3 | 61 N | Pacific | 1 3 | 112 H | ETSU | 3 2 | | | |
| 45 A | Miami (OH) | 0 3 | 81 A | South Carolina | 0 3 | 150 A | Samford | 1 3 | | | |
| 47 A | Cincinnati | 0 3 | 92 A | Auburn | 3 1 | 169 A | UNCG | 0 3 | | | |
| | | | | | | 169 H | UNCG | 3 1 | | | |
| | | | | | | 170 N | Liberty | 1 3 | | | |
| | | | | | | 194 A | Mercer | 0 3 | | | |
| | | | | | | 208 N | Clemson | 3 2 | | | |
| | | | | | | 220 A | Wofford | 3 1 | | | |
| | | | | | | 220 H | Wofford | 0 3 | | | |
| | | | | | | 233 A | Davidson | 0 3 | | | |
| | | | | | | 236 N | USC Upstate | 3 0 | | | |
| | | | | | | 262 N | Winthrop | 2 3 | | | |
| | | | | | | 267 H | Western Caro. | 3 0 | | | |
| | | | | | | 274 H | Charlotte | 3 1 | | | |
| | | | | | | 288 A | The Citadel | 2 3 | | | |
| | | | | | | 288 H | The Citadel | 3 1 | | | |
| LAST 10 GAMES | | | | | | | | | | | |
| 150 A | Samford | 1 3 | 220 H | Wofford | 0 3 | | | | | | |
| 220 A | Wofford | 3 1 | 169 A | UNCG | 0 3 | | | | | | |
| 288 A | The Citadel | 2 3 | 267 H | Western Caro. | 3 0 | | | | | | |
| 194 A | Mercer | 0 3 | 169 H | UNCG | 3 1 | | | | | | |
| 288 H | The Citadel | 3 1 | 112 H | ETSU | 3 2 | | | | | | |

Non-Div. I Games:

Furman

| Average RPI Win: 255 | | WON-LOST RECORD | WINNING PCT. RANK | | LAST 10 GAMES | | STRENGTH OF SCHEDULE | | OPP. STRENGTH OF SCHEDULE | | TEAM RPI | ADJ RPI | CONF. RPI | ADJ CONF. RPI | |
|-----------------------|---|--------------------|----------------------|-----|------------------|---|-------------------------|-------|------------------------------|-----|-------------|----------------|--------------|------------------|----|
| Average RPI Loss: 104 | | | | | | | | | | | | | | | |
| DIV. I ONLY | | 11- 10 | .52381 | 163 | 4- 6 | | 245 | | 180 | | 201 | .47997 | 201 | 19 | 19 |
| DIV. I NON-CONF. | | 7- 6 | .53846 | 155 | 0- 2 | | 190 | | 171 | | 169 | .4999 | 168 | 15 | 15 |
| TOTALS | | RPI 1-25 | RPI 26-50 | | W-L RECORDS | | RPI 51-100 | | RPI 101-150 | | RPI 150+ | | | | |
| 11- 10 | | 0- 1 | 0- 0 | | OVERALL | | 0- 4 | | 0- 4 | | 11- 1 | | | | |
| 5- 1 | | 0- 0 | 0- 0 | | HOME | | 0- 1 | | 0- 0 | | 5- 0 | | | | |
| 2- 7 | | 0- 0 | 0- 0 | | AWAY | | 0- 3 | | 0- 3 | | 2- 1 | | | | |
| 4- 2 | | 0- 1 | 0- 0 | | NEUTRAL | | 0- 0 | | 0- 1 | | 4- 0 | | | | |
| 7- 6 | | 0- 1 | 0- 0 | | NON-CONFERENCE | | 0- 3 | | 0- 1 | | 7- 1 | | | | |
| 2- 1 | | 0- 0 | 0- 0 | | HOME | | 0- 1 | | 0- 0 | | 2- 0 | | | | |
| 1- 3 | | 0- 0 | 0- 0 | | AWAY | | 0- 2 | | 0- 0 | | 1- 1 | | | | |
| 4- 2 | | 0- 1 | 0- 0 | | NEUTRAL | | 0- 0 | | 0- 1 | | 4- 0 | | | | |
| 4- 4 | | 0- 0 | 0- 0 | | CONFERENCE | | 0- 1 | | 0- 3 | | 4- 0 | | | | |
| 3- 0 | | 0- 0 | 0- 0 | | HOME | | 0- 0 | | 0- 0 | | 3- 0 | | | | |
| 1- 4 | | 0- 0 | 0- 0 | | AWAY | | 0- 1 | | 0- 3 | | 1- 0 | | | | |
| 0- 0 | | 0- 0 | 0- 0 | | NEUTRAL | | 0- 0 | | 0- 0 | | 0- 0 | | | | |
| RPI | S | Opponent | Score | | RPI | S | Opponent | Score | | RPI | S | Opponent | Score | | |
| 17 | N | Kansas St. | 1 | 3 | | | | | | 53 | H | UNI | 1 | 3 | |
| | | | | | | | | | | 73 | A | New Mexico St. | 2 | 3 | |
| | | | | | | | | | | 84 | A | South Dakota | 0 | 3 | |
| | | | | | | | | | | 93 | A | Oklahoma | 0 | 3 | |
| | | | | | | | | | | | | | | | |
| | | | | | | | | | | | | | | | |
| | | | | | | | | | | | | | | | |
| | | | | | | | | | | | | | | | |
| | | | | | | | | | | | | | | | |
| | | | | | | | | | | | | | | | |
| | | | | | | | | | | | | | | | |
| | | | | | | | | | | | | | | | |
| | | | | | | | | | | | | | | | |
| | | | | | | | | | | | | | | | |
| | | | | | | | | | | | | | | | |
| | | | | | | | | | | | | | | | |
| | | | | | | | | | | | | | | | |
| | | | | | | | | | | | | | | | |
| | | | | | | | | | | | | | | | |
| | | | | | | | | | | | | | | | |
| | | | | | | | | | | | | | | | |
| | | | | | | | | | | | | | | | |
| | | | | | | | | | | | | | | | |
| | | | | | | | | | | | | | | | |
| | | | | | | | | | | | | | | | |
| | | | | | | | | | | | | | | | |
| | | | | | | | | | | | | | | | |
| | | | | | | | | | | | | | | | |
| | | | | | | | | | | | | | | | |
| | | | | | | | | | | | | | | | |
| | | | | | | | | | | | | | | | |
| | | | | | | | | | | | | | | | |
| | | | | | | | | | | | | | | | |
| | | | | | | | | | | | | | | | |
| | | | | | | | | | | | | | | | |
| | | | | | | | | | | | | | | | |
| | | | | | | | | | | | | | | | |
| | | | | | | | | | | | | | | | |
| | | | | | | | | | | | | | | | |
| | | | | | | | | | | | | | | | |
| | | | | | | | | | | | | | | | |
| | | | | | | | | | | | | | | | |
| | | | | | | | | | | | | | | | |
| | | | | | | | | | | | | | | | |
| | | | | | | | | | | | | | | | |
| | | | | | | | | | | | | | | | |
| | | | | | | | | | | | | | | | |
| | | | | | | | | | | | | | | | |
| | | | | | | | | | | | | | | | |
| | | | | | | | | | | | | | | | |
| | | | | | | | | | | | | | | | |
| | | | | | | | | | | | | | | | |
| | | | | | | | | | | | | | | | |
| | | | | | | | | | | | | | | | |
| | | | | | | | | | | | | | | | |
| | | | | | | | </ | | | | | | | | |

Non-Div. I Games:

UMKC

| Average RPI Win: 193 | | WON-LOST | WINNING | LAST 10 | STRENGTH OF | | OPP. STRENGTH | TEAM | ADJ | CONF. | ADJ CONF. |
|----------------------|--------------------|----------|-----------|--------------------|-------------|-------|--------------------|-------|-------------|----------------|-----------|
| Average RPI Loss: 74 | | RECORD | PCT. RANK | GAMES | SCHEDULE | | OF SCHEDULE | RPI | RPI | RPI | RPI |
| DIV. I ONLY | | 5- 15 | .25 | 285 | 4- 6 | | 83 | 56 | 202 | .47938 | 202 |
| DIV. I NON-CONF. | | 1- 9 | .1 | 309 | 0- 0 | | 110 | 76 | 256 | .43048 | 255 |
| TOTALS | | RPI 1-25 | RPI 26-50 | | W-L RECORDS | | RPI 51-100 | | RPI 101-150 | | RPI 150+ |
| 5- 15 | 0- 2 | 0- 4 | | OVERALL | | 0- 5 | | 2- 2 | | 3- 2 | |
| 3- 6 | 0- 1 | 0- 1 | | HOME | | 0- 3 | | 1- 0 | | 2- 1 | |
| 2- 5 | 0- 1 | 0- 2 | | AWAY | | 0- 2 | | 1- 0 | | 1- 0 | |
| 0- 4 | 0- 0 | 0- 1 | | NEUTRAL | | 0- 0 | | 0- 2 | | 0- 1 | |
| 1- 9 | 0- 1 | 0- 1 | | NON-CONFERENCE | | 0- 3 | | 0- 2 | | 1- 2 | |
| 1- 4 | 0- 1 | 0- 0 | | HOME | | 0- 2 | | 0- 0 | | 1- 1 | |
| 0- 1 | 0- 0 | 0- 0 | | AWAY | | 0- 1 | | 0- 0 | | 0- 0 | |
| 0- 4 | 0- 0 | 0- 1 | | NEUTRAL | | 0- 0 | | 0- 2 | | 0- 1 | |
| 4- 6 | 0- 1 | 0- 3 | | CONFERENCE | | 0- 2 | | 2- 0 | | 2- 0 | |
| 2- 2 | 0- 0 | 0- 1 | | HOME | | 0- 1 | | 1- 0 | | 1- 0 | |
| 2- 4 | 0- 1 | 0- 2 | | AWAY | | 0- 1 | | 1- 0 | | 1- 0 | |
| 0- 0 | 0- 0 | 0- 0 | | NEUTRAL | | 0- 0 | | 0- 0 | | 0- 0 | |
| RPI S | Opponent | Score | RPI S | Opponent | Score | RPI S | Opponent | Score | RPI S | Opponent | Score |
| 9 A | North Carolina | 0 3 | 27 A | Florida St. | 0 3 | 53 A | UNI | 0 3 | 101 A | Miami (FL) | 3 1 |
| 22 H | Penn St. | 0 3 | 29 H | Notre Dame | 0 3 | 67 H | Hofstra | 0 3 | 105 N | Oregon St. | 0 3 |
| | | | 43 A | Georgia Tech | 0 3 | 86 A | North Carolina St. | 2 3 | 109 N | Illinois St. | 0 3 |
| | | | 49 N | Iowa St. | 0 3 | 86 H | North Carolina St. | 0 3 | 131 H | Louisville | 3 2 |
| | | | | | | 89 H | UConn | 1 3 | 153 N | Northwestern | 2 3 |
| | | | | | | | | | 186 H | Colgate | 1 3 |
| | | | | | | | | | 208 A | Clemson | 3 1 |
| | | | | | | | | | 230 H | Boston College | 3 1 |
| | | | | | | | | | 294 H | Siena | 3 1 |
| LAST 10 GAMES | | | | | | | | | | | |
| 9 A | North Carolina | 0 3 | 29 H | Notre Dame | 0 3 | | | | | | |
| 86 A | North Carolina St. | 2 3 | 101 A | Miami (FL) | 3 1 | | | | | | |
| 43 A | Georgia Tech | 0 3 | 27 A | Florida St. | 0 3 | | | | | | |
| 208 A | Clemson | 3 1 | 86 H | North Carolina St. | 0 3 | | | | | | |
| 131 H | Louisville | 3 2 | 230 H | Boston College | 3 1 | | | | | | |

Non-Div. I Games:

Syracuse

| Average RPI Win: 220 | | WON-LOST RECORD | | WINNING PCT. RANK | | LAST 10 GAMES | | STRENGTH OF SCHEDULE | | OPP. STRENGTH OF SCHEDULE | | TEAM RPI | | ADJ RPI | | CONF. RPI | | ADJ CONF. RPI | |
|----------------------|----------|-----------------|--|-------------------|----------|----------------|--|-------------------------|----------|---------------------------|-----|----------|----------|------------|--|-----------|--|---------------|--|
| DIV. I ONLY | | 8- 15 | | .34783 247 | | 2- 8 | | 122 | | 197 | | 203 | | .47546 203 | | 10 | | 10 | |
| DIV. I NON-CONF. | | 6- 7 | | .46154 188 | | 0- 0 | | 244 | | 274 | | 229 | | .45384 229 | | 12 | | 12 | |
| TOTALS | | RPI 1-25 | | RPI 26-50 | | W-L RECORDS | | RPI 51-100 | | RPI 101-150 | | RPI 150+ | | | | | | | |
| 8- 15 | | 0- 0 | | 0- 0 | | OVERALL | | 1- 7 | | 1- 2 | | 6- 6 | | | | | | | |
| 5- 3 | | 0- 0 | | 0- 0 | | HOME | | 1- 2 | | 1- 0 | | 3- 1 | | | | | | | |
| 1- 8 | | 0- 0 | | 0- 0 | | AWAY | | 0- 5 | | 0- 1 | | 1- 2 | | | | | | | |
| 2- 4 | | 0- 0 | | 0- 0 | | NEUTRAL | | 0- 0 | | 0- 1 | | 2- 3 | | | | | | | |
| 6- 7 | | 0- 0 | | 0- 0 | | NON-CONFERENCE | | 0- 1 | | 0- 1 | | 6- 5 | | | | | | | |
| 3- 1 | | 0- 0 | | 0- 0 | | HOME | | 0- 0 | | 0- 0 | | 3- 1 | | | | | | | |
| 1- 2 | | 0- 0 | | 0- 0 | | AWAY | | 0- 1 | | 0- 0 | | 1- 1 | | | | | | | |
| 2- 4 | | 0- 0 | | 0- 0 | | NEUTRAL | | 0- 0 | | 0- 1 | | 2- 3 | | | | | | | |
| 2- 8 | | 0- 0 | | 0- 0 | | CONFERENCE | | 1- 6 | | 1- 1 | | 0- 1 | | | | | | | |
| 2- 2 | | 0- 0 | | 0- 0 | | HOME | | 1- 2 | | 1- 0 | | 0- 0 | | | | | | | |
| 0- 6 | | 0- 0 | | 0- 0 | | AWAY | | 0- 4 | | 0- 1 | | 0- 1 | | | | | | | |
| 0- 0 | | 0- 0 | | 0- 0 | | NEUTRAL | | 0- 0 | | 0- 0 | | 0- 0 | | | | | | | |
| RPI S | Opponent | Score | | RPI S | Opponent | Score | | RPI S | Opponent | Score | | RPI S | Opponent | Score | | | | | |
| | | | | | | | | 67 A Hofstra | 1 3 | 108 H UNCW | 3 2 | | | | | | | | |
| | | | | | | | | 67 H Hofstra | 0 3 | 127 N High Point | 2 3 | | | | | | | | |
| | | | | | | | | 68 H Col. of Charleston | 3 1 | 142 A Delaware | 0 3 | | | | | | | | |
| | | | | | | | | 78 A James Madison | 0 3 | 159 H VCU | 2 3 | | | | | | | | |
| | | | | | | | | 80 A Northeastern | 0 3 | 174 A Belmont | 0 3 | | | | | | | | |
| | | | | | | | | 80 H Northeastern | 2 3 | 177 A Elon | 0 3 | | | | | | | | |
| | | | | | | | | 81 A South Carolina | 1 3 | 194 N Mercer | 1 3 | | | | | | | | |
| | | | | | | | | 87 A Towson | 0 3 | 208 A Clemson | 3 2 | | | | | | | | |
| | | | | | | | | | | 220 N Wofford | 2 3 | | | | | | | | |
| | | | | | | | | | | 233 N Davidson | 3 2 | | | | | | | | |
| | | | | | | | | | | 235 N Georgia St. | 0 3 | | | | | | | | |
| | | | | | | | | | | 267 H Western Caro. | 3 0 | | | | | | | | |
| | | | | | | | | | | 274 H Charlotte | 3 1 | | | | | | | | |
| | | | | | | | | | | 275 N Gardner-Webb | 3 0 | | | | | | | | |
| | | | | | | | | | | 328 H Coppin St. | 3 0 | | | | | | | | |
| | | | | LAST 10 GAMES | | | | | | | | | | | | | | | |
| | | | | | | | | 80 H Northeastern | 2 3 | 68 H Col. of Charleston | 3 1 | | | | | | | | |
| | | | | | | | | 67 H Hofstra | 0 3 | 67 A Hofstra | 1 3 | | | | | | | | |
| | | | | | | | | 87 A Towson | 0 3 | 80 A Northeastern | 0 3 | | | | | | | | |
| | | | | | | | | 142 A Delaware | 0 3 | 177 A Elon | 0 3 | | | | | | | | |
| | | | | | | | | 108 H UNCW | 3 2 | 78 A James Madison | 0 3 | | | | | | | | |

| Average RPI Win: 253 | | WON-LOST RECORD | | WINNING PCT. RANK | | LAST 10 GAMES | | STRENGTH OF SCHEDULE | | OPP. STRENGTH OF SCHEDULE | | TEAM RPI | | ADJ RPI | | CONF. RPI | | ADJ CONF. RPI | |
|----------------------|---|-----------------|--|-------------------|-----|----------------|----------|----------------------|-------|---------------------------|---|----------|-----------------|------------|--|-----------|--|---------------|--|
| DIV. I ONLY | | 8- 12 | | .4 221 | | 4- 6 | | 154 | | 216 | | 204 | | .47508 204 | | 20 | | 20 | |
| DIV. I NON-CONF. | | 5- 7 | | .41667 212 | | 1- 1 | | 191 | | 192 | | 216 | | .46739 215 | | 21 | | 21 | |
| TOTALS | | RPI 1-25 | | RPI 26-50 | | W-L RECORDS | | RPI 51-100 | | RPI 101-150 | | RPI 150+ | | | | | | | |
| 8- 12 | | 0- 0 | | 0- 0 | | OVERALL | | 0- 4 | | 1- 4 | | 7- 4 | | | | | | | |
| 7- 5 | | 0- 0 | | 0- 0 | | HOME | | 0- 3 | | 0- 1 | | 7- 1 | | | | | | | |
| 1- 4 | | 0- 0 | | 0- 0 | | AWAY | | 0- 1 | | 1- 0 | | 0- 3 | | | | | | | |
| 0- 3 | | 0- 0 | | 0- 0 | | NEUTRAL | | 0- 0 | | 0- 3 | | 0- 0 | | | | | | | |
| 5- 7 | | 0- 0 | | 0- 0 | | NON-CONFERENCE | | 0- 2 | | 1- 3 | | 4- 2 | | | | | | | |
| 4- 3 | | 0- 0 | | 0- 0 | | HOME | | 0- 2 | | 0- 0 | | 4- 1 | | | | | | | |
| 1- 1 | | 0- 0 | | 0- 0 | | AWAY | | 0- 0 | | 1- 0 | | 0- 1 | | | | | | | |
| 0- 3 | | 0- 0 | | 0- 0 | | NEUTRAL | | 0- 0 | | 0- 3 | | 0- 0 | | | | | | | |
| 3- 5 | | 0- 0 | | 0- 0 | | CONFERENCE | | 0- 2 | | 0- 1 | | 3- 2 | | | | | | | |
| 3- 2 | | 0- 0 | | 0- 0 | | HOME | | 0- 1 | | 0- 1 | | 3- 0 | | | | | | | |
| 0- 3 | | 0- 0 | | 0- 0 | | AWAY | | 0- 1 | | 0- 0 | | 0- 2 | | | | | | | |
| 0- 0 | | 0- 0 | | 0- 0 | | NEUTRAL | | 0- 0 | | 0- 0 | | 0- 0 | | | | | | | |
| RPI | S | Opponent | | Score | RPI | S | Opponent | | Score | RPI | S | Opponent | | Score | | | | | |
| | | | | | | | 55 H | Temple | 0 3 | | | 107 N | Toledo | 2 3 | | | | | |
| | | | | | | | 62 H | Villanova | 0 3 | | | 122 N | Northern Colo. | 0 3 | | | | | |
| | | | | | | | 82 A | Princeton | 0 3 | | | 124 H | Yale | 0 3 | | | | | |
| | | | | | | | 82 H | Princeton | 2 3 | | | 134 N | North Florida | 0 3 | | | | | |
| | | | | | | | | | | | | 142 A | Delaware | 3 1 | | | | | |
| | | | | | | | | | | | | 164 H | Howard | 0 3 | | | | | |
| | | | | | | | | | | | | 175 A | Columbia | 2 3 | | | | | |
| | | | | | | | | | | | | 197 A | Houston Baptist | 0 3 | | | | | |
| | | | | | | | | | | | | 214 A | Cornell | 2 3 | | | | | |
| | | | | | | | | | | | | 218 H | Harvard | 3 1 | | | | | |
| | | | | | | | | | | | | 242 H | Dartmouth | 3 2 | | | | | |
| | | | | | | | | | | | | 249 H | Brown | 3 0 | | | | | |
| | | | | | | | | | | | | 252 H | La Salle | 3 0 | | | | | |
| | | | | | | | | | | | | 292 H | George Mason | 3 1 | | | | | |
| | | | | | | | | | | | | 306 H | Bucknell | 3 1 | | | | | |
| | | | | | | | | | | | | 322 H | Lafayette | 3 1 | | | | | |
| LAST 10 GAMES | | | | | | | | | | | | | | | | | | | |
| | | | | | | | 82 A | Princeton | 0 3 | | | 218 H | Harvard | 3 1 | | | | | |
| | | | | | | | 249 H | Brown | 3 0 | | | 242 H | Dartmouth | 3 2 | | | | | |
| | | | | | | | 124 H | Yale | 0 3 | | | 82 H | Princeton | 2 3 | | | | | |
| | | | | | | | 175 A | Columbia | 2 3 | | | 142 A | Delaware | 3 1 | | | | | |
| | | | | | | | 214 A | Cornell | 2 3 | | | 62 H | Villanova | 0 3 | | | | | |

Non-Div. I Games:

Penn

| Average RPI Win: 245 | | WON-LOST RECORD | | WINNING PCT. RANK | | LAST 10 GAMES | | STRENGTH OF SCHEDULE | | OPP. STRENGTH OF SCHEDULE | | TEAM RPI | | ADJ RPI | | CONF. RPI | | ADJ CONF. RPI | |
|----------------------|---|-----------------|--|-------------------|-----|----------------|----------|----------------------|--------------------|---------------------------|---|----------|-----|------------|-------------------|-----------|----------|---------------|-------|
| DIV. I ONLY | | 10- 11 | | .47619 188 | | 5- 5 | | 204 | | 244 | | 205 | | .47486 205 | | 23 | | 23 | |
| DIV. I NON-CONF. | | 6- 8 | | .42857 206 | | 1- 2 | | 209 | | 257 | | 225 | | .45975 225 | | 23 | | 23 | |
| TOTALS | | RPI 1-25 | | RPI 26-50 | | W-L RECORDS | | RPI 51-100 | | RPI 101-150 | | RPI 150+ | | | | | | | |
| 10- 11 | | 0- 0 | | 0- 0 | | OVERALL | | 1- 5 | | 0- 0 | | 9- 6 | | | | | | | |
| 3- 2 | | 0- 0 | | 0- 0 | | HOME | | 0- 1 | | 0- 0 | | 3- 1 | | | | | | | |
| 3- 5 | | 0- 0 | | 0- 0 | | AWAY | | 1- 2 | | 0- 0 | | 2- 3 | | | | | | | |
| 4- 4 | | 0- 0 | | 0- 0 | | NEUTRAL | | 0- 2 | | 0- 0 | | 4- 2 | | | | | | | |
| 6- 8 | | 0- 0 | | 0- 0 | | NON-CONFERENCE | | 0- 4 | | 0- 0 | | 6- 4 | | | | | | | |
| 0- 1 | | 0- 0 | | 0- 0 | | HOME | | 0- 0 | | 0- 0 | | 0- 1 | | | | | | | |
| 2- 3 | | 0- 0 | | 0- 0 | | AWAY | | 0- 2 | | 0- 0 | | 2- 1 | | | | | | | |
| 4- 4 | | 0- 0 | | 0- 0 | | NEUTRAL | | 0- 2 | | 0- 0 | | 4- 2 | | | | | | | |
| 4- 3 | | 0- 0 | | 0- 0 | | CONFERENCE | | 1- 1 | | 0- 0 | | 3- 2 | | | | | | | |
| 3- 1 | | 0- 0 | | 0- 0 | | HOME | | 0- 1 | | 0- 0 | | 3- 0 | | | | | | | |
| 1- 2 | | 0- 0 | | 0- 0 | | AWAY | | 1- 0 | | 0- 0 | | 0- 2 | | | | | | | |
| 0- 0 | | 0- 0 | | 0- 0 | | NEUTRAL | | 0- 0 | | 0- 0 | | 0- 0 | | | | | | | |
| RPI | S | Opponent | | Score | RPI | S | Opponent | | Score | RPI | S | Opponent | | Score | RPI | S | Opponent | | Score |
| | | | | | | | 68 | A | Col. of Charleston | 0 | 3 | | 187 | A | St. John's (NY) | 0 | 3 | | |
| | | | | | | | 73 | N | New Mexico St. | 1 | 3 | | 189 | H | New Hampshire | 3 | 1 | | |
| | | | | | | | 80 | A | Northeastern | 0 | 3 | | 192 | A | UMBC | 0 | 3 | | |
| | | | | | | | 81 | N | South Carolina | 0 | 3 | | 214 | H | Cornell | 2 | 3 | | |
| | | | | | | | 98 | A | Albany (NY) | 3 | 0 | | 231 | N | Central Conn. St. | 3 | 0 | | |
| | | | | | | | 98 | H | Albany (NY) | 1 | 3 | | 240 | A | Stony Brook | 1 | 3 | | |
| | | | | | | | | | | | | | 249 | A | Brown | 3 | 1 | | |
| | | | | | | | | | | | | | 252 | N | La Salle | 0 | 3 | | |
| | | | | | | | | | | | | | 257 | N | Fordham | 3 | 1 | | |
| | | | | | | | | | | | | | 264 | N | UT Martin | 1 | 3 | | |
| | | | | | | | | | | | | | 270 | H | UMass Lowell | 3 | 2 | | |
| | | | | | | | | | | | | | 280 | N | Niagara | 3 | 0 | | |
| | | | | | | | | | | | | | 286 | H | Hartford | 3 | 0 | | |
| | | | | | | | | | | | | | 294 | A | Siena | 3 | 1 | | |
| | | | | | | | | | | | | | 297 | N | Presbyterian | 3 | 1 | | |
| LAST 10 GAMES | | | | | | | | | | | | | | | | | | | |
| | | | | | | | 98 | A | Albany (NY) | 3 | 0 | | 270 | H | UMass Lowell | 3 | 2 | | |
| | | | | | | | 189 | H | New Hampshire | 3 | 1 | | 286 | H | Hartford | 3 | 0 | | |
| | | | | | | | 214 | H | Cornell | 2 | 3 | | 98 | H | Albany (NY) | 1 | 3 | | |
| | | | | | | | 192 | A | UMBC | 0 | 3 | | 231 | N | Central Conn. St. | 3 | 0 | | |
| | | | | | | | 240 | A | Stony Brook | 1 | 3 | | 73 | N | New Mexico St. | 1 | 3 | | |

Non-Div. I Games:

Binghamton

| Average RPI Win: | 224 | WON-LOST RECORD | WINNING PCT. RANK | LAST 10 GAMES | STRENGTH OF SCHEDULE | OPP. STRENGTH OF SCHEDULE | TEAM RPI | ADJ RPI | CONF. RPI | ADJ CONF. RPI | |
|--------------------|-------------|-----------------|-------------------|----------------------|----------------------|---------------------------|----------------|----------------------|-------------------|---------------|-------|
| DIV. I ONLY | 11- 15 | .42308 | 207 | 4- 6 | 186 | 157 | 206 | .47482 | 206 | 13 | 13 |
| DIV. I NON-CONF. | 8- 8 | .5 | 166 | 2- 0 | 232 | 197 | 206 | .47565 | 206 | 13 | 13 |
| <hr/> | | | | | | | | | | | |
| TOTALS | RPI 1-25 | RPI 26-50 | | W-L RECORDS | RPI 51-100 | | RPI 101-150 | | RPI 150+ | | |
| 11- 15 | 0- 1 | 0- 1 | | OVERALL | 0- 2 | | 2- 5 | | 9- 6 | | |
| 3- 6 | 0- 0 | 0- 1 | | HOME | 0- 0 | | 0- 2 | | 3- 3 | | |
| 6- 5 | 0- 0 | 0- 0 | | AWAY | 0- 0 | | 1- 3 | | 5- 2 | | |
| 2- 4 | 0- 1 | 0- 0 | | NEUTRAL | 0- 2 | | 1- 0 | | 1- 1 | | |
| <hr/> | | | | | | | | | | | |
| 8- 8 | 0- 1 | 0- 0 | | NON-CONFERENCE | 0- 2 | | 1- 1 | | 7- 4 | | |
| 2- 2 | 0- 0 | 0- 0 | | HOME | 0- 0 | | 0- 0 | | 2- 2 | | |
| 4- 2 | 0- 0 | 0- 0 | | AWAY | 0- 0 | | 0- 1 | | 4- 1 | | |
| 2- 4 | 0- 1 | 0- 0 | | NEUTRAL | 0- 2 | | 1- 0 | | 1- 1 | | |
| <hr/> | | | | | | | | | | | |
| 3- 7 | 0- 0 | 0- 1 | | CONFERENCE | 0- 0 | | 1- 4 | | 2- 2 | | |
| 1- 4 | 0- 0 | 0- 1 | | HOME | 0- 0 | | 0- 2 | | 1- 1 | | |
| 2- 3 | 0- 0 | 0- 0 | | AWAY | 0- 0 | | 1- 2 | | 1- 1 | | |
| 0- 0 | 0- 0 | 0- 0 | | NEUTRAL | 0- 0 | | 0- 0 | | 0- 0 | | |
| <hr/> | | | | | | | | | | | |
| RPI S | Opponent | Score | RPI S | Opponent | Score | RPI S | Opponent | Score | RPI S | Opponent | Score |
| 24 N | Ohio St. | 0 3 | 41 H | Cleveland St. | 1 3 | 67 N | Hofstra | 2 3 | 102 A | Bowling Green | 0 3 |
| | | | | | | 73 N | New Mexico St. | 0 3 | 103 A | Green Bay | 1 3 |
| | | | | | | | | 110 A | Oakland | 3 0 | |
| | | | | | | | | 128 A | Northern Ky. | 0 3 | |
| | | | | | | | | 128 H | Northern Ky. | 0 3 | |
| | | | | | | | | 140 N | Austin Peay | 3 1 | |
| | | | | | | | | 144 H | Milwaukee | 1 3 | |
| | | | | | | | | 158 A | Army West Point | 3 2 | |
| | | | | | | | | 168 A | Ill.-Chicago | 3 2 | |
| | | | | | | | | 169 N | UNCG | 1 3 | |
| | | | | | | | | 172 H | Duquesne | 1 3 | |
| | | | | | | | | 188 A | Wright St. | 2 3 | |
| | | | | | | | | 188 H | Wright St. | 3 2 | |
| | | | | | | | | 190 N | CSU Bakersfield | 3 1 | |
| | | | | | | | | 207 H | Youngstown St. | 2 3 | |
| | | | | | | | | 210 H | Central Mich. | 1 3 | |
| | | | | | | | | 219 A | Ball St. | 1 3 | |
| | | | | | | | | 293 A | Troy | 3 1 | |
| | | | | | | | | 298 H | South Dakota St. | 3 0 | |
| | | | | | | | | 299 H | Southeast Mo. St. | 3 0 | |
| | | | | | | | | 303 A | Western Ill. | 3 0 | |
| 312 A | Chicago St. | 3 0 | | | | | | | | | |
| <hr/> | | | | | | | | | | | |
| LAST 10 GAMES | | | LAST 10 GAMES | | | LAST 10 GAMES | | | LAST 10 GAMES | | |
| 128 H Northern Ky. | | | 0 3 | 188 A Wright St. | | | 2 3 | 128 A Northern Ky. | | | 0 3 |
| 188 H Wright St. | | | 3 2 | 303 A Western Ill. | | | 3 0 | 41 H Cleveland St. | | | 1 3 |
| 312 A Chicago St. | | | 3 0 | 41 H Cleveland St. | | | 1 3 | 207 H Youngstown St. | | | 2 3 |
| 144 H Milwaukee | | | 1 3 | 207 H Youngstown St. | | | 2 3 | | | | |
| 110 A Oakland | | | 3 0 | | | | | | | | |

Non-Div. I Games:

Valparaiso

| Average RPI Win: 246 | | WON-LOST | WINNING | LAST 10 | STRENGTH OF | | OPP. STRENGTH | TEAM | ADJ | CONF. | ADJ CONF. |
|-----------------------|----------|----------|-----------|----------------|-------------|-------|------------------|-------|-------------|---------------|-----------|
| Average RPI Loss: 125 | | RECORD | PCT. RANK | GAMES | SCHEDULE | | OF SCHEDULE | RPI | RPI | RPI | RPI |
| DIV. I ONLY | | 7- 17 | .29167 | 268 | 1- 9 | | 81 | 209 | 207 | .47374 | 207 |
| DIV. I NON-CONF. | | 6- 8 | .42857 | 206 | 0- 0 | | 98 | 256 | 168 | .50042 | 167 |
| TOTALS | | RPI 1-25 | RPI 26-50 | | W-L RECORDS | | RPI 51-100 | | RPI 101-150 | | RPI 150+ |
| 7- 17 | 0- 0 | 0- 2 | | OVERALL | | 0- 2 | | 0- 8 | | 7- 5 | |
| 0- 6 | 0- 0 | 0- 1 | | HOME | | 0- 0 | | 0- 3 | | 0- 2 | |
| 4- 8 | 0- 0 | 0- 1 | | AWAY | | 0- 0 | | 0- 4 | | 4- 3 | |
| 3- 3 | 0- 0 | 0- 0 | | NEUTRAL | | 0- 2 | | 0- 1 | | 3- 0 | |
| 6- 8 | 0- 0 | 0- 1 | | NON-CONFERENCE | | 0- 2 | | 0- 2 | | 6- 3 | |
| 0- 1 | 0- 0 | 0- 0 | | HOME | | 0- 0 | | 0- 0 | | 0- 1 | |
| 3- 4 | 0- 0 | 0- 1 | | AWAY | | 0- 0 | | 0- 1 | | 3- 2 | |
| 3- 3 | 0- 0 | 0- 0 | | NEUTRAL | | 0- 2 | | 0- 1 | | 3- 0 | |
| 1- 9 | 0- 0 | 0- 1 | | CONFERENCE | | 0- 0 | | 0- 6 | | 1- 2 | |
| 0- 5 | 0- 0 | 0- 1 | | HOME | | 0- 0 | | 0- 3 | | 0- 1 | |
| 1- 4 | 0- 0 | 0- 0 | | AWAY | | 0- 0 | | 0- 3 | | 1- 1 | |
| 0- 0 | 0- 0 | 0- 0 | | NEUTRAL | | 0- 0 | | 0- 0 | | 0- 0 | |
| RPI S | Opponent | Score | RPI S | Opponent | Score | RPI S | Opponent | Score | RPI S | Opponent | Score |
| | | | 33 A | Dayton | 0 3 | 54 N | Loyola Marymount | 0 3 | 103 A | Green Bay | 0 3 |
| | | | 41 H | Cleveland St. | 0 3 | 56 N | Southern Ill. | 1 3 | 103 H | Green Bay | 1 3 |
| | | | | | | | | | 110 H | Oakland | 2 3 |
| | | | | | | | | | 127 A | High Point | 0 3 |
| | | | | | | | | | 128 A | Northern Ky. | 0 3 |
| | | | | | | | | | 144 A | Milwaukee | 0 3 |
| | | | | | | | | | 144 H | Milwaukee | 1 3 |
| | | | | | | | | | 147 N | Murray St. | 2 3 |
| | | | | | | | | | 168 H | Ill.-Chicago | 0 3 |
| | | | | | | | | | 169 A | UNCG | 3 1 |
| | | | | | | | | | 172 H | Duquesne | 2 3 |
| | | | | | | | | | 177 A | Elon | 1 3 |
| | | | | | | | | | 188 A | Wright St. | 0 3 |
| | | | | | | | | | 206 A | Valparaiso | 3 2 |
| | | | | | | | | | 219 N | Ball St. | 3 0 |
| | | | | | | | | | 224 A | Fort Wayne | 0 3 |
| | | | | | | | | | 253 A | Robert Morris | 3 1 |
| | | | | | | | | | 266 N | Eastern Ky. | 3 1 |
| | | | | | | | | | 296 A | Akron | 3 0 |
| | | | | | | | | | 314 N | Canisius | 3 1 |
| LAST 10 GAMES | | | | | | | | | | | |
| | | | 103 A | Green Bay | 0 3 | 103 H | Green Bay | 1 3 | | | |
| | | | 144 A | Milwaukee | 0 3 | 188 A | Wright St. | 0 3 | | | |
| | | | 168 H | Ill.-Chicago | 0 3 | 206 A | Valparaiso | 3 2 | | | |
| | | | 128 A | Northern Ky. | 0 3 | 41 H | Cleveland St. | 0 3 | | | |
| | | | 144 H | Milwaukee | 1 3 | 110 H | Oakland | 2 3 | | | |

Non-Div. I Games:

Youngstown St.

C
l
e
m
s
o
n

Clemson

| Average RPI Win: 274 | | WON-LOST | WINNING | LAST 10 | STRENGTH OF | | OPP. STRENGTH | TEAM | ADJ | | CONF. | ADJ CONF. | |
|-----------------------|----------------|--------------|-----------|----------------|-------------|-------|----------------|-------|-------------|--------|------------------|-----------|---|
| Average RPI Loss: 125 | | RECORD | PCT. RANK | GAMES | SCHEDULE | | OF SCHEDULE | RPI | RPI | | RPI | RPI | |
| DIV. I ONLY | | 11- 12 | .47826 | 184 | 4- 5 | | 223 | 235 | 211 | .4716 | 209 | 22 | |
| DIV. I NON-CONF. | | 7- 8 | .46667 | 185 | 0- 1 | | 173 | 229 | 194 | .48153 | 193 | 19 | |
| TOTALS | | RPI 1-25 | RPI 26-50 | | W-L RECORDS | | RPI 51-100 | | RPI 101-150 | | RPI 150+ | | |
| 11- 12 | 0- 2 | 0- 0 | | OVERALL | | 0- 3 | | 0- 3 | | 11- 4 | | | |
| 8- 4 | 0- 0 | 0- 0 | | HOME | | 0- 2 | | 0- 1 | | 8- 1 | | | |
| 2- 5 | 0- 1 | 0- 0 | | AWAY | | 0- 1 | | 0- 0 | | 2- 3 | | | |
| 1- 3 | 0- 1 | 0- 0 | | NEUTRAL | | 0- 0 | | 0- 2 | | 1- 0 | | | |
| 7- 8 | 0- 2 | 0- 0 | | NON-CONFERENCE | | 0- 2 | | 0- 3 | | 7- 1 | | | |
| 6- 2 | 0- 0 | 0- 0 | | HOME | | 0- 1 | | 0- 1 | | 6- 0 | | | |
| 0- 3 | 0- 1 | 0- 0 | | AWAY | | 0- 1 | | 0- 0 | | 0- 1 | | | |
| 1- 3 | 0- 1 | 0- 0 | | NEUTRAL | | 0- 0 | | 0- 2 | | 1- 0 | | | |
| 4- 4 | 0- 0 | 0- 0 | | CONFERENCE | | 0- 1 | | 0- 0 | | 4- 3 | | | |
| 2- 2 | 0- 0 | 0- 0 | | HOME | | 0- 1 | | 0- 0 | | 2- 1 | | | |
| 2- 2 | 0- 0 | 0- 0 | | AWAY | | 0- 0 | | 0- 0 | | 2- 2 | | | |
| 0- 0 | 0- 0 | 0- 0 | | NEUTRAL | | 0- 0 | | 0- 0 | | 0- 0 | | | |
| RPI S | Opponent | Score | | RPI S | Opponent | Score | | RPI S | Opponent | Score | | | |
| 9 N | North Carolina | 0 | 3 | | | 52 A | Alabama | 0 | 3 | 112 N | ETSU | 0 | 3 |
| 22 A | Penn St. | 0 | 3 | | | 72 H | Texas St. | 0 | 3 | 120 N | West Virginia | 0 | 3 |
| | | | | | | 81 H | South Carolina | 2 | 3 | 134 H | North Florida | 1 | 3 |
| | | | | | | | | | | 173 A | South Ala. | 0 | 3 |
| | | | | | | | | | | 173 H | South Ala. | 3 | 2 |
| | | | | | | | | | | 180 H | UT Arlington | 1 | 3 |
| | | | | | | | | | | 199 H | Wake Forest | 3 | 1 |
| | | | | | | | | | | 262 A | Winthrop | 2 | 3 |
| | | | | | | | | | | 271 H | Charleston So. | 3 | 1 |
| | | | | | | | | | | 281 A | La.-Monroe | 0 | 3 |
| | | | | | | | | | | 282 A | UL Lafayette | 3 | 2 |
| | | | | | | | | | | 284 H | Jacksonville St. | 3 | 0 |
| | | | | | | | | | | 288 H | The Citadel | 3 | 2 |
| | | | | | | | | | | 293 A | Troy | 3 | 2 |
| | | | | | | | | | | 293 H | Troy | 3 | 0 |
| | | | | | | | | | | 297 N | Presbyterian | 3 | 1 |
| | | | | | | | | | | 309 H | Buffalo | 3 | 2 |
| | | | | | | | | | | 330 H | Savannah St. | 3 | 1 |
| LAST 10 GAMES | | | | | | | | | | | | | |
| | 72 H | Texas St. | 0 | 3 | | 173 H | South Ala. | 3 | 2 | | | | |
| | 180 H | UT Arlington | 1 | 3 | | 282 A | UL Lafayette | 3 | 2 | | | | |
| | 173 A | South Ala. | 0 | 3 | | 281 A | La.-Monroe | 0 | 3 | | | | |
| | 293 A | Troy | 3 | 2 | | 112 N | ETSU | 0 | 3 | | | | |
| | 293 H | Troy | 3 | 0 | | 52 A | Alabama | 0 | 3 | | | | |

Non-Div. I Games:

Ga. Southern

| Average RPI Win: | 251 | WON-LOST RECORD | WINNING PCT. RANK | LAST 10 GAMES | STRENGTH OF SCHEDULE | OPP. STRENGTH OF SCHEDULE | TEAM RPI | ADJ RPI | CONF. RPI | ADJ CONF. RPI | |
|-------------------|--------------|-----------------|---------------------|----------------|----------------------|---------------------------|---------------|------------|-----------|-------------------|-------|
| Average RPI Loss: | 122 | | | | | | | | | | |
| DIV. I ONLY | | 9- 13 | .40909 214 | 3- 7 | 179 | 177 | 209 | .47115 210 | 15 | 15 | |
| DIV. I NON-CONF. | | 6- 6 | .5 166 | 0- 0 | 155 | 167 | 165 | .50163 163 | 14 | 14 | |
| <hr/> | | | | | | | | | | | |
| TOTALS | RPI 1-25 | RPI 26-50 | | W-L RECORDS | RPI 51-100 | | RPI 101-150 | | RPI 150+ | | |
| 9- 13 | 0- 2 | 0- 1 | | OVERALL | 0- 3 | | 0- 2 | | 9- 5 | | |
| 2- 3 | 0- 0 | 0- 1 | | HOME | 0- 1 | | 0- 1 | | 2- 0 | | |
| 2- 7 | 0- 1 | 0- 0 | | AWAY | 0- 1 | | 0- 1 | | 2- 4 | | |
| 5- 3 | 0- 1 | 0- 0 | | NEUTRAL | 0- 1 | | 0- 0 | | 5- 1 | | |
| <hr/> | | | | | | | | | | | |
| 6- 6 | 0- 2 | 0- 0 | | NON-CONFERENCE | 0- 2 | | 0- 0 | | 6- 2 | | |
| 0- 0 | 0- 0 | 0- 0 | | HOME | 0- 0 | | 0- 0 | | 0- 0 | | |
| 1- 3 | 0- 1 | 0- 0 | | AWAY | 0- 1 | | 0- 0 | | 1- 1 | | |
| 5- 3 | 0- 1 | 0- 0 | | NEUTRAL | 0- 1 | | 0- 0 | | 5- 1 | | |
| <hr/> | | | | | | | | | | | |
| 3- 7 | 0- 0 | 0- 1 | | CONFERENCE | 0- 1 | | 0- 2 | | 3- 3 | | |
| 2- 3 | 0- 0 | 0- 1 | | HOME | 0- 1 | | 0- 1 | | 2- 0 | | |
| 1- 4 | 0- 0 | 0- 0 | | AWAY | 0- 0 | | 0- 1 | | 1- 3 | | |
| 0- 0 | 0- 0 | 0- 0 | | NEUTRAL | 0- 0 | | 0- 0 | | 0- 0 | | |
| <hr/> | | | | | | | | | | | |
| RPI S | Opponent | Score | RPI S | Opponent | Score | RPI S | Opponent | Score | RPI S | Opponent | Score |
| 8 N | Florida | 0 3 | 45 H | Miami (OH) | 0 3 | 56 N | Southern Ill. | 0 3 | 102 H | Bowling Green | 0 3 |
| 14 A | Michigan St. | 0 3 | | | | 60 A | UCF | 2 3 | 107 A | Toledo | 0 3 |
| | | | | | | 69 H | Northern Ill. | 0 3 | 167 A | IUPUI | 0 3 |
| | | | | | | | | | 172 N | Duquesne | 3 0 |
| | | | | | | | | | 185 A | Kent St. | 0 3 |
| | | | | | | | | | 191 H | Western Mich. | 3 2 |
| | | | | | | | | | 206 A | Valparaiso | 3 1 |
| | | | | | | | | | 215 H | Eastern Mich. | 3 2 |
| | | | | | | | | | 219 A | Ball St. | 2 3 |
| | | | | | | | | | 255 N | Central Ark. | 0 3 |
| | | | | | | | | | 256 N | UNC Asheville | 3 0 |
| | | | | | | | | | 296 A | Akron | 2 3 |
| | | | | | | | | | 298 N | South Dakota St. | 3 0 |
| | | | | | | | | | 299 N | Southeast Mo. St. | 3 1 |
| | | | | | | | | | 309 A | Buffalo | 3 2 |
| | | | | | | | | | 310 N | Morgan St. | 3 1 |
| <hr/> | | | | | | | | | | | |
| | | | LAST 10 GAMES | | | | | | | | |
| | | | 296 A Akron | 2 3 | 215 H Eastern Mich. | 3 2 | | | | | |
| | | | 309 A Buffalo | 3 2 | 191 H Western Mich. | 3 2 | | | | | |
| | | | 102 H Bowling Green | 0 3 | 69 H Northern Ill. | 0 3 | | | | | |
| | | | 45 H Miami (OH) | 0 3 | 107 A Toledo | 0 3 | | | | | |
| | | | 185 A Kent St. | 0 3 | 219 A Ball St. | 2 3 | | | | | |

Non-Div. I Games:

Central Mich.

| Average RPI Win: 278 | | WON-LOST RECORD | | WINNING PCT. RANK | | LAST 10 GAMES | | STRENGTH OF SCHEDULE | | OPP. STRENGTH OF SCHEDULE | | TEAM RPI | | ADJ RPI | | CONF. RPI | | ADJ CONF. RPI | |
|----------------------|---|-----------------|--|-------------------|---|----------------|---|----------------------|--|---------------------------|---|----------|---|-------------------------|--|-----------|---|---------------|--|
| DIV. I ONLY | | 12- 14 | | .46154 191 | | 4- 6 | | 191 | | 262 | | 210 | | .47066 211 | | 26 | | 26 | |
| DIV. I NON-CONF. | | 9- 7 | | .5625 143 | | 2- 1 | | 172 | | 237 | | 160 | | .5047 160 | | 26 | | 26 | |
| TOTALS | | RPI 1-25 | | RPI 26-50 | | W-L RECORDS | | RPI 51-100 | | RPI 101-150 | | RPI 150+ | | | | | | | |
| 12- 14 | | 0- 2 | | 0- 1 | | OVERALL | | 0- 2 | | 0- 4 | | 12- 5 | | | | | | | |
| 4- 3 | | 0- 0 | | 0- 0 | | HOME | | 0- 1 | | 0- 2 | | 4- 0 | | | | | | | |
| 4- 7 | | 0- 1 | | 0- 0 | | AWAY | | 0- 0 | | 0- 2 | | 4- 4 | | | | | | | |
| 4- 4 | | 0- 1 | | 0- 1 | | NEUTRAL | | 0- 1 | | 0- 0 | | 4- 1 | | | | | | | |
| 9- 7 | | 0- 2 | | 0- 1 | | NON-CONFERENCE | | 0- 2 | | 0- 1 | | 9- 1 | | | | | | | |
| 2- 1 | | 0- 0 | | 0- 0 | | HOME | | 0- 1 | | 0- 0 | | 2- 0 | | | | | | | |
| 3- 2 | | 0- 1 | | 0- 0 | | AWAY | | 0- 0 | | 0- 1 | | 3- 0 | | | | | | | |
| 4- 4 | | 0- 1 | | 0- 1 | | NEUTRAL | | 0- 1 | | 0- 0 | | 4- 1 | | | | | | | |
| 3- 7 | | 0- 0 | | 0- 0 | | CONFERENCE | | 0- 0 | | 0- 3 | | 3- 4 | | | | | | | |
| 2- 2 | | 0- 0 | | 0- 0 | | HOME | | 0- 0 | | 0- 2 | | 2- 0 | | | | | | | |
| 1- 5 | | 0- 0 | | 0- 0 | | AWAY | | 0- 0 | | 0- 1 | | 1- 4 | | | | | | | |
| 0- 0 | | 0- 0 | | 0- 0 | | NEUTRAL | | 0- 0 | | 0- 0 | | 0- 0 | | | | | | | |
| RPI | S | Opponent | | Score | | RPI | S | Opponent | | Score | | RPI | S | Opponent | | Score | | | |
| 6 | N | Michigan | | 0 | 3 | 43 | N | Georgia Tech | | 0 | 3 | 85 | H | Rice | | 1 | 3 | | |
| 17 | A | Kansas St. | | 0 | 3 | | | | | | | 96 | N | Ole Miss | | 0 | 3 | | |
| | | | | | | | | | | | | | | 118 A Butler | | 0 | 3 | | |
| | | | | | | | | | | | | | | 126 A SIUE | | 0 | 3 | | |
| | | | | | | | | | | | | | | 140 H Austin Peay | | 0 | 3 | | |
| | | | | | | | | | | | | | | 147 H Murray St. | | 0 | 3 | | |
| | | | | | | | | | | | | | | 165 A Chattanooga | | 3 | 1 | | |
| | | | | | | | | | | | | | | 174 A Belmont | | 0 | 3 | | |
| | | | | | | | | | | | | | | 188 N Wright St. | | 1 | 3 | | |
| | | | | | | | | | | | | | | 254 A Alabama St. | | 3 | 2 | | |
| | | | | | | | | | | | | | | 259 N Texas Southern | | 3 | 0 | | |
| | | | | | | | | | | | | | | 260 H Middle Tenn. | | 3 | 1 | | |
| | | | | | | | | | | | | | | 263 H Tennessee Tech | | 3 | 2 | | |
| | | | | | | | | | | | | | | 264 A UT Martin | | 2 | 3 | | |
| | | | | | | | | | | | | | | 266 A Eastern Ky. | | 0 | 3 | | |
| | | | | | | | | | | | | | | 277 A Morehead St. | | 3 | 2 | | |
| | | | | | | | | | | | | | | 284 H Jacksonville St. | | 3 | 2 | | |
| | | | | | | | | | | | | | | 295 N Appalachian St. | | 3 | 1 | | |
| | | | | | | | | | | | | | | 299 A Southeast Mo. St. | | 1 | 3 | | |
| | | | | | | | | | | | | | | 319 A Alabama A&M | | 3 | 0 | | |
| | | | | | | | | | | | | | | 319 H Alabama A&M | | 3 | 0 | | |
| | | | | | | | | | | | | | | 319 N Alabama A&M | | 3 | 0 | | |
| | | | | | | | | | | | | | | 324 N Jackson St. | | 3 | 1 | | |
| | | | | LAST 10 GAMES | | | | | | | | | | | | | | | |
| | | | | | | | | | | | | | | 140 H Austin Peay | | 0 | 3 | | |
| | | | | | | | | | | | | | | 277 A Morehead St. | | 3 | 2 | | |
| | | | | | | | | | | | | | | 266 A Eastern Ky. | | 0 | 3 | | |
| | | | | | | | | | | | | | | 260 H Middle Tenn. | | 3 | 1 | | |
| | | | | | | | | | | | | | | 85 H Rice | | 1 | 3 | | |
| | | | | | | | | | | | | | | 284 H Jacksonville St. | | 3 | 2 | | |

Non-Div. I Games:

Tennessee St.

| | | | | | | | | | | | | | | | |
|-------------------|-----|----------|-----------|-----------|-------------|----------------|----------------|------------|--------|-------------|----------------|----------|---|------------------|----------------|
| Average RPI Win: | 257 | WON-LOST | WINNING | LAST 10 | STRENGTH OF | OPP. STRENGTH | TEAM | ADJ | CONF. | ADJ CONF. | | | | | |
| Average RPI Loss: | 112 | RECORD | PCT. RANK | GAMES | SCHEDULE | OF SCHEDULE | RPI | RPI | RPI | RPI | | | | | |
| DIV. I ONLY | | 5- 16 | .2381 | 289 | 0- 10 | 63 | 181 | 213 | .46985 | 212 | 6 | 6 | | | |
| DIV. I NON-CONF. | | 5- 6 | .45455 | 196 | 0- 0 | 134 | 282 | 184 | .48712 | 184 | 10 | 10 | | | |
| <hr/> | | | | | | | | | | | | | | | |
| TOTALS | | RPI 1-25 | | RPI 26-50 | | W-L RECORDS | | RPI 51-100 | | RPI 101-150 | | RPI 150+ | | | |
| 5- 16 | | 0- 0 | | 0- 2 | | OVERALL | | 0- 7 | | 0- 2 | | 5- 5 | | | |
| 3- 9 | | 0- 0 | | 0- 2 | | HOME | | 0- 2 | | 0- 2 | | 3- 3 | | | |
| 1- 5 | | 0- 0 | | 0- 0 | | AWAY | | 0- 4 | | 0- 0 | | 1- 1 | | | |
| 1- 2 | | 0- 0 | | 0- 0 | | NEUTRAL | | 0- 1 | | 0- 0 | | 1- 1 | | | |
| 5- 6 | | 0- 0 | | 0- 0 | | NON-CONFERENCE | | 0- 1 | | 0- 2 | | 5- 3 | | | |
| 3- 4 | | 0- 0 | | 0- 0 | | HOME | | 0- 0 | | 0- 2 | | 3- 2 | | | |
| 1- 1 | | 0- 0 | | 0- 0 | | AWAY | | 0- 1 | | 0- 0 | | 1- 0 | | | |
| 1- 1 | | 0- 0 | | 0- 0 | | NEUTRAL | | 0- 0 | | 0- 0 | | 1- 1 | | | |
| 0- 10 | | 0- 0 | | 0- 2 | | CONFERENCE | | 0- 6 | | 0- 0 | | 0- 2 | | | |
| 0- 5 | | 0- 0 | | 0- 2 | | HOME | | 0- 2 | | 0- 0 | | 0- 1 | | | |
| 0- 4 | | 0- 0 | | 0- 0 | | AWAY | | 0- 3 | | 0- 0 | | 0- 1 | | | |
| 0- 1 | | 0- 0 | | 0- 0 | | NEUTRAL | | 0- 1 | | 0- 0 | | 0- 0 | | | |
| RPI | S | Opponent | Score | RPI | S | Opponent | Score | RPI | S | Opponent | Score | | | | |
| | | | | 44 | H | SMU | 0 <div>3</div> | 55 | A | Temple | 1 <div>3</div> | 124 | H | Yale | 0 <div>3</div> |
| | | | | 47 | H | Cincinnati | 0 <div>3</div> | 60 | N | UCF | 0 <div>3</div> | 133 | H | Idaho St. | 1 <div>3</div> |
| | | | | | | | | 79 | H | Tulsa | 2 <div>3</div> | 160 | H | East Carolina | 0 <div>3</div> |
| | | | | | | | | 85 | A | Rice | 0 <div>3</div> | 176 | H | San Jose St. | 2 <div>3</div> |
| | | | | | | | | 88 | A | South Fla. | 1 <div>3</div> | 178 | A | Memphis | 0 <div>3</div> |
| | | | | | | | | 89 | A | UConn | 0 <div>3</div> | 181 | N | Weber St. | 1 <div>3</div> |
| | | | | | | | | 95 | H | Tulane | 1 <div>3</div> | 197 | A | Houston Baptist | 3 0 |
| | | | | | | | | | | | | 197 | H | Houston Baptist | 0 <div>3</div> |
| | | | | | | | | | | | | 259 | H | Texas Southern | 3 1 |
| | | | | | | | | | | | | 265 | H | Lamar University | 3 2 |
| | | | | | | | | | | | | 281 | H | La.-Monroe | 3 2 |
| | | | | | | | | | | | | 282 | N | UL Lafayette | 3 1 |
| <hr/> | | | | | | | | | | | | | | | |
| LAST 10 GAMES | | | | | | | | | | | | | | | |
| | | | | 178 | A | Memphis | 0 <div>3</div> | 60 | N | UCF | 0 <div>3</div> | | | | |
| | | | | 95 | H | Tulane | 1 <div>3</div> | 44 | H | SMU | 0 <div>3</div> | | | | |
| | | | | 160 | H | East Carolina | 0 <div>3</div> | 79 | H | Tulsa | 2 <div>3</div> | | | | |
| | | | | 47 | H | Cincinnati | 0 <div>3</div> | 55 | A | Temple | 1 <div>3</div> | | | | |
| | | | | 88 | A | South Fla. | 1 <div>3</div> | 89 | A | UConn | 0 <div>3</div> | | | | |

Non-Div. I Games:

Houston

| Average RPI Win: 235 | | WON-LOST | WINNING | LAST 10 | STRENGTH OF | | OPP. STRENGTH | TEAM | ADJ | | CONF. | ADJ CONF. |
|-----------------------|----------|----------|-----------|----------|----------------|-------|---------------|-------|-------------|------------|----------|-----------|
| Average RPI Loss: 169 | | RECORD | PCT. RANK | GAMES | SCHEDULE | | OF SCHEDULE | RPI | RPI | | RPI | RPI |
| DIV. I ONLY | | 9-9 | .5 | 172 | 5-5 | | 250 | 220 | 215 | | .46836 | 214 |
| DIV. I NON-CONF. | | 6-4 | .6 | 123 | 2-0 | | 293 | 222 | 214 | | .46917 | 214 |
| TOTALS | | RPI 1-25 | RPI 26-50 | | W-L RECORDS | | RPI 51-100 | | RPI 101-150 | | RPI 150+ | |
| 9-9 | | 0-0 | 0-0 | | OVERALL | | 0-2 | | 0-2 | | 9-5 | |
| 4-4 | | 0-0 | 0-0 | | HOME | | 0-2 | | 0-1 | | 4-1 | |
| 3-3 | | 0-0 | 0-0 | | AWAY | | 0-0 | | 0-0 | | 3-3 | |
| 2-2 | | 0-0 | 0-0 | | NEUTRAL | | 0-0 | | 0-1 | | 2-1 | |
| 6-4 | | 0-0 | 0-0 | | NON-CONFERENCE | | 0-1 | | 0-1 | | 6-2 | |
| 2-1 | | 0-0 | 0-0 | | HOME | | 0-1 | | 0-0 | | 2-0 | |
| 2-1 | | 0-0 | 0-0 | | AWAY | | 0-0 | | 0-0 | | 2-1 | |
| 2-2 | | 0-0 | 0-0 | | NEUTRAL | | 0-0 | | 0-1 | | 2-1 | |
| 3-5 | | 0-0 | 0-0 | | CONFERENCE | | 0-1 | | 0-1 | | 3-3 | |
| 2-3 | | 0-0 | 0-0 | | HOME | | 0-1 | | 0-1 | | 2-1 | |
| 1-2 | | 0-0 | 0-0 | | AWAY | | 0-0 | | 0-0 | | 1-2 | |
| 0-0 | | 0-0 | 0-0 | | NEUTRAL | | 0-0 | | 0-0 | | 0-0 | |
| RPI S | Opponent | Score | RPI S | Opponent | Score | RPI S | Opponent | Score | RPI S | Opponent | Score | |
| | | | | | | 78 H | James Madison | 0 3 | 110 N | Oakland | 1 3 | |
| | | | | | | 82 H | Princeton | 0 3 | 124 H | Yale | 1 3 | |
| | | | | | | | | | 175 A | Columbia | 2 3 | |
| | | | | | | | | | 175 H | Columbia | 3 1 | |
| | | | | | | | | | 186 H | Colgate | 3 1 | |
| | | | | | | | | | 201 A | UMKC | 0 3 | |
| | | | | | | | | | 204 H | Penn | 3 2 | |
| | | | | | | | | | 205 A | Binghamton | 3 2 | |
| | | | | | | | | | 218 A | Harvard | 3 2 | |
| | | | | | | | | | 229 H | Marist | 3 1 | |
| | | | | | | | | | 242 A | Dartmouth | 2 3 | |
| | | | | | | | | | 249 H | Brown | 2 3 | |
| | | | | | | | | | 261 N | Bradley | 0 3 | |
| | | | | | | | | | 283 N | Omaha | 3 1 | |
| | | | | | | | | | 306 A | Bucknell | 3 0 | |
| | | | | | | | | | 309 N | Buffalo | 3 1 | |
| LAST 10 GAMES | | | | | | | | | | | | |
| | | | | | | 175 H | Columbia | 3 1 | 204 H | Penn | 3 2 | |
| | | | | | | 218 A | Harvard | 3 2 | 124 H | Yale | 1 3 | |
| | | | | | | 242 A | Dartmouth | 2 3 | 249 H | Brown | 2 3 | |
| | | | | | | 205 A | Binghamton | 3 2 | 175 A | Columbia | 2 3 | |
| | | | | | | 82 H | Princeton | 0 3 | 309 N | Buffalo | 3 1 | |

Non-Div. I Games:

Cornell

| Average RPI Win: | | 203 | WON-LOST RECORD | | WINNING PCT. RANK | | LAST 10 GAMES | | STRENGTH OF SCHEDULE | | OPP. STRENGTH OF SCHEDULE | | TEAM RPI | | ADJ RPI | | CONF. RPI | | ADJ CONF. RPI | | |
|---------------------|---|----------|-----------------|-----------|-------------------|----------------|---------------|---------------------|----------------------|-------------|---------------------------|----------|----------|----------------------|------------|-------|-----------|--|---------------|--|--|
| DIV. I ONLY | | | 8- 15 | | .34783 247 | | 3- 7 | | 147 | | 146 | | 212 | | .46768 215 | | 15 | | 15 | | |
| DIV. I NON-CONF. | | | 5- 8 | | .38462 225 | | 0- 0 | | 115 | | 141 | | 177 | | .49266 177 | | 14 | | 14 | | |
| TOTALS | | RPI 1-25 | | RPI 26-50 | | W-L RECORDS | | RPI 51-100 | | RPI 101-150 | | RPI 150+ | | | | | | | | | |
| 8- 15 | | 0- 1 | | 0- 2 | | OVERALL | | 1- 4 | | 1- 2 | | 6- 6 | | | | | | | | | |
| 3- 4 | | 0- 0 | | 0- 1 | | HOME | | 1- 1 | | 0- 1 | | 2- 1 | | | | | | | | | |
| 2- 9 | | 0- 1 | | 0- 1 | | AWAY | | 0- 2 | | 1- 1 | | 1- 4 | | | | | | | | | |
| 3- 2 | | 0- 0 | | 0- 0 | | NEUTRAL | | 0- 1 | | 0- 0 | | 3- 1 | | | | | | | | | |
| 5- 8 | | 0- 1 | | 0- 1 | | NON-CONFERENCE | | 1- 3 | | 0- 0 | | 4- 3 | | | | | | | | | |
| 2- 1 | | 0- 0 | | 0- 0 | | HOME | | 1- 0 | | 0- 0 | | 1- 1 | | | | | | | | | |
| 0- 5 | | 0- 1 | | 0- 1 | | AWAY | | 0- 2 | | 0- 0 | | 0- 1 | | | | | | | | | |
| 3- 2 | | 0- 0 | | 0- 0 | | NEUTRAL | | 0- 1 | | 0- 0 | | 3- 1 | | | | | | | | | |
| 3- 7 | | 0- 0 | | 0- 1 | | CONFERENCE | | 0- 1 | | 1- 2 | | 2- 3 | | | | | | | | | |
| 1- 3 | | 0- 0 | | 0- 1 | | HOME | | 0- 1 | | 0- 1 | | 1- 0 | | | | | | | | | |
| 2- 4 | | 0- 0 | | 0- 0 | | AWAY | | 0- 0 | | 1- 1 | | 1- 3 | | | | | | | | | |
| 0- 0 | | 0- 0 | | 0- 0 | | NEUTRAL | | 0- 0 | | 0- 0 | | 0- 0 | | | | | | | | | |
| RPI | S | Opponent | | Score | | RPI | S | Opponent | | Score | | RPI | S | Opponent | | Score | | | | | |
| 6 | A | Michigan | | 0 3 | | 41 | A | Cleveland St. | | 0 3 | | 68 | A | Col. of Charleston | | 1 3 | | | | | |
| | | | | | | 45 | H | Miami (OH) | | 1 3 | | 69 | H | Northern Ill. | | 0 3 | | | | | |
| | | | | | | | | | | | | 91 | N | Tennessee | | 1 3 | | | | | |
| | | | | | | | | | | | | 92 | H | Auburn | | 3 1 | | | | | |
| | | | | | | | | | | | | 97 | A | Maryland | | 0 3 | | | | | |
| | | | | | | | | | | | | | | 102 H Bowling Green | | 0 3 | | | | | |
| | | | | | | | | | | | | | | 107 A Toledo | | 3 2 | | | | | |
| | | | | | | | | | | | | | | 137 A Ohio | | 2 3 | | | | | |
| | | | | | | | | | | | | | | 159 N VCU | | 3 1 | | | | | |
| | | | | | | | | | | | | | | 182 N Sacred Heart | | 3 1 | | | | | |
| | | | | | | | | | | | | | | 186 H Colgate | | 0 3 | | | | | |
| | | | | | | | | | | | | | | 188 N Wright St. | | 0 3 | | | | | |
| | | | | | | | | | | | | | | 191 H Western Mich. | | 3 1 | | | | | |
| | | | | | | | | | | | | | | 210 A Central Mich. | | 2 3 | | | | | |
| | | | | | | | | | | | | | | 219 A Ball St. | | 2 3 | | | | | |
| | | | | | | | | | | | | | | 224 A Fort Wayne | | 0 3 | | | | | |
| | | | | | | | | | | | | | | 271 H Charleston So. | | 3 1 | | | | | |
| | | | | | | | | | | | | | | 296 A Akron | | 3 0 | | | | | |
| | | | | | | | | | | | | | | 309 A Buffalo | | 2 3 | | | | | |
| | | | | | | | | | | | | | | 326 N Delaware St. | | 3 0 | | | | | |
| LAST 10 GAMES | | | | | | | | | | | | | | | | | | | | | |
| 309 A Buffalo | | | | | | 2 3 | | 210 A Central Mich. | | | | | | 2 3 | | | | | | | |
| 296 A Akron | | | | | | 3 0 | | 69 H Northern Ill. | | | | | | 0 3 | | | | | | | |
| 45 H Miami (OH) | | | | | | 1 3 | | 191 H Western Mich. | | | | | | 3 1 | | | | | | | |
| 102 H Bowling Green | | | | | | 0 3 | | 219 A Ball St. | | | | | | 2 3 | | | | | | | |
| 137 A Ohio | | | | | | 2 3 | | 107 A Toledo | | | | | | 3 2 | | | | | | | |

Non-Div. I Games:

Eastern Mich.

| Average RPI Win: | 232 | WON-LOST RECORD | WINNING PCT. RANK | LAST 10 GAMES | STRENGTH OF SCHEDULE | OPP. STRENGTH OF SCHEDULE | TEAM RPI | ADJ RPI | CONF. RPI | ADJ CONF. RPI | | |
|------------------|----------|-----------------|-------------------|----------------|----------------------|---------------------------|-------------|---------|-----------|----------------|------------------|-----|
| DIV. I ONLY | 9- 13 | .40909 | 214 | 3- 7 | 195 | 156 | 216 | .4673 | 216 | 12 | 12 | |
| DIV. I NON-CONF. | 6- 6 | .5 | 166 | 1- 0 | 214 | 238 | 202 | .4769 | 202 | 11 | 11 | |
| <hr/> | | | | | | | | | | | | |
| TOTALS | RPI 1-25 | RPI 26-50 | | W-L RECORDS | RPI 51-100 | | RPI 101-150 | | RPI 150+ | | | |
| 9- 13 | 0- 0 | 0- 1 | | OVERALL | 1- 3 | | 1- 4 | | 7- 5 | | | |
| 2- 4 | 0- 0 | 0- 1 | | HOME | 0- 1 | | 0- 0 | | 2- 2 | | | |
| 3- 7 | 0- 0 | 0- 0 | | AWAY | 0- 2 | | 1- 3 | | 2- 2 | | | |
| 4- 2 | 0- 0 | 0- 0 | | NEUTRAL | 1- 0 | | 0- 1 | | 3- 1 | | | |
| <hr/> | | | | | | | | | | | | |
| 6- 6 | 0- 0 | 0- 0 | | NON-CONFERENCE | 1- 0 | | 1- 3 | | 4- 3 | | | |
| 1- 1 | 0- 0 | 0- 0 | | HOME | 0- 0 | | 0- 0 | | 1- 1 | | | |
| 1- 3 | 0- 0 | 0- 0 | | AWAY | 0- 0 | | 1- 2 | | 0- 1 | | | |
| 4- 2 | 0- 0 | 0- 0 | | NEUTRAL | 1- 0 | | 0- 1 | | 3- 1 | | | |
| <hr/> | | | | | | | | | | | | |
| 3- 7 | 0- 0 | 0- 1 | | CONFERENCE | 0- 3 | | 0- 1 | | 3- 2 | | | |
| 1- 3 | 0- 0 | 0- 1 | | HOME | 0- 1 | | 0- 0 | | 1- 1 | | | |
| 2- 4 | 0- 0 | 0- 0 | | AWAY | 0- 2 | | 0- 1 | | 2- 1 | | | |
| 0- 0 | 0- 0 | 0- 0 | | NEUTRAL | 0- 0 | | 0- 0 | | 0- 0 | | | |
| <hr/> | | | | | | | | | | | | |
| RPI | S | Opponent | Score | RPI | S | Opponent | Score | RPI | S | Opponent | Score | |
| | | | | 32 | H | Wichita St. | 1 3 | 51 | H | Missouri St. | 0 3 | |
| | | | | | | | | 53 | A | UNI | 1 3 | |
| | | | | | | | | 56 | A | Southern Ill. | 0 3 | |
| | | | | | | | | 99 | N | Marshall | 3 2 | |
| | | | | | | | | | | 108 | N UNCW | 0 3 |
| | | | | | | | | | | 109 | A Illinois St. | 0 3 |
| | | | | | | | | | | 118 | A Butler | 1 3 |
| | | | | | | | | | | 120 | A West Virginia | 2 3 |
| | | | | | | | | | | 150 | A Samford | 3 0 |
| | | | | | | | | | | 154 | A Loyola Chicago | 3 1 |
| | | | | | | | | | | 154 | H Loyola Chicago | 2 3 |
| | | | | | | | | | | 173 | N South Ala. | 2 3 |
| | | | | | | | | | | 184 | A North Texas | 0 3 |
| | | | | | | | | | | 191 | H Western Mich. | 2 3 |
| | | | | | | | | | | 245 | A Evansville | 3 2 |
| | | | | | | | | | | 261 | A Bradley | 1 3 |
| | | | | | | | | | | 261 | H Bradley | 3 1 |
| | | | | | | | | | | 277 | N Morehead St. | 3 0 |
| | | | | | | | | | | 282 | N UL Lafayette | 3 2 |
| | | | | | | | | | | 304 | H Eastern Ill. | 3 1 |
| | | | | | | | | | | 316 | N Nicholls St. | 3 0 |
| <hr/> | | | | | | | | | | | | |
| LAST 10 GAMES | | | | | | | | | | | | |
| | | | | 261 | A | Bradley | 1 3 | 56 | A | Southern Ill. | 0 3 | |
| | | | | 154 | A | Loyola Chicago | 3 1 | 53 | A | UNI | 1 3 | |
| | | | | 51 | H | Missouri St. | 0 3 | 109 | A | Illinois St. | 0 3 | |
| | | | | 32 | H | Wichita St. | 1 3 | 304 | H | Eastern Ill. | 3 1 | |
| | | | | 245 | A | Evansville | 3 2 | 154 | H | Loyola Chicago | 2 3 | |

Non-Div. I Games:

Indiana St.

| Average RPI Win: 223 | | WON-LOST RECORD | | WINNING PCT. RANK | | LAST 10 GAMES | | STRENGTH OF SCHEDULE | | OPP. STRENGTH OF SCHEDULE | | TEAM RPI | | ADJ RPI | | CONF. RPI | | ADJ CONF. RPI | | | | | | | |
|----------------------|---|-----------------|--|-------------------|---|----------------|---|----------------------|--|---------------------------|--|----------|---|----------------------|---|-----------|---|---------------|---|-------------------|---|---|---|--|--|
| DIV. I ONLY | | 7- 15 | | .31818 259 | | 2- 8 | | 140 | | 152 | | 217 | | .46474 217 | | 16 | | 16 | | | | | | | |
| DIV. I NON-CONF. | | 5- 7 | | .41667 212 | | 0- 0 | | 108 | | 106 | | 159 | | .50624 159 | | 16 | | 16 | | | | | | | |
| TOTALS | | RPI 1-25 | | RPI 26-50 | | W-L RECORDS | | RPI 51-100 | | RPI 101-150 | | RPI 150+ | | | | | | | | | | | | | |
| 7- 15 | | 0- 2 | | 0- 0 | | OVERALL | | 0- 2 | | 1- 6 | | 6- 5 | | | | | | | | | | | | | |
| 2- 6 | | 0- 0 | | 0- 0 | | HOME | | 0- 1 | | 0- 4 | | 2- 1 | | | | | | | | | | | | | |
| 2- 7 | | 0- 2 | | 0- 0 | | AWAY | | 0- 0 | | 1- 2 | | 1- 3 | | | | | | | | | | | | | |
| 3- 2 | | 0- 0 | | 0- 0 | | NEUTRAL | | 0- 1 | | 0- 0 | | 3- 1 | | | | | | | | | | | | | |
| 5- 7 | | 0- 2 | | 0- 0 | | NON-CONFERENCE | | 0- 2 | | 1- 2 | | 4- 1 | | | | | | | | | | | | | |
| 1- 2 | | 0- 0 | | 0- 0 | | HOME | | 0- 1 | | 0- 1 | | 1- 0 | | | | | | | | | | | | | |
| 1- 3 | | 0- 2 | | 0- 0 | | AWAY | | 0- 0 | | 1- 1 | | 0- 0 | | | | | | | | | | | | | |
| 3- 2 | | 0- 0 | | 0- 0 | | NEUTRAL | | 0- 1 | | 0- 0 | | 3- 1 | | | | | | | | | | | | | |
| 2- 8 | | 0- 0 | | 0- 0 | | CONFERENCE | | 0- 0 | | 0- 4 | | 2- 4 | | | | | | | | | | | | | |
| 1- 4 | | 0- 0 | | 0- 0 | | HOME | | 0- 0 | | 0- 3 | | 1- 1 | | | | | | | | | | | | | |
| 1- 4 | | 0- 0 | | 0- 0 | | AWAY | | 0- 0 | | 0- 1 | | 1- 3 | | | | | | | | | | | | | |
| 0- 0 | | 0- 0 | | 0- 0 | | NEUTRAL | | 0- 0 | | 0- 0 | | 0- 0 | | | | | | | | | | | | | |
| RPI | S | Opponent | | Score | | RPI | S | Opponent | | Score | | RPI | S | Opponent | | Score | | | | | | | | | |
| 7 | A | Washington | | 1 | 3 | | | | | | | 104 | H | Northern Ariz. | | 2 | 3 | | | | | | | | |
| 23 | A | Washington St. | | 0 | 3 | | | | | | | 62 | N | Villanova | | 0 | 3 | 105 | H | Oregon St. | | 0 | 3 | | |
| | | | | | | | | | | | | 83 | H | Wyoming | | 2 | 3 | 122 | H | Northern Colo. | | 1 | 3 | | |
| | | | | | | | | | | | | | | | | | | 125 | A | Portland St. | | 1 | 3 | | |
| | | | | | | | | | | | | | | | | | | 143 | A | Seattle | | 2 | 3 | | |
| | | | | | | | | | | | | | | | | | | 148 | A | New Mexico | | 3 | 2 | | |
| | | | | | | | | | | | | | | | | | | 149 | H | North Dakota | | 1 | 3 | | |
| | | | | | | | | | | | | | | | | | | 157 | A | Sacramento St. | | 0 | 3 | | |
| | | | | | | | | | | | | | | | | | | 166 | N | Fairfield | | 3 | 1 | | |
| | | | | | | | | | | | | | | | | | | 181 | A | Weber St. | | 1 | 3 | | |
| | | | | | | | | | | | | | | | | | | 193 | H | Eastern Wash. | | 2 | 3 | | |
| | | | | | | | | | | | | | | | | | | 213 | N | UMES | | 3 | 1 | | |
| | | | | | | | | | | | | | | | | | | 226 | A | Montana St. | | 3 | 1 | | |
| | | | | | | | | | | | | | | | | | | 241 | N | George Washington | | 0 | 3 | | |
| | | | | | | | | | | | | | | | | | | 258 | N | Abilene Christian | | 3 | 1 | | |
| | | | | | | | | | | | | | | | | | | 263 | H | Tennessee Tech | | 3 | 1 | | |
| | | | | | | | | | | | | | | | | | | 269 | A | Montana | | 2 | 3 | | |
| | | | | | | | | | | | | | | | | | | 289 | H | Southern Utah | | 3 | 2 | | |
| LAST 10 GAMES | | | | | | | | | | | | | | | | | | | | | | | | | |
| 125 A Portland St. | | | | | | | | | | | | 1 | 3 | 289 H Southern Utah | | | | | | 3 | 2 | | | | |
| 157 A Sacramento St. | | | | | | | | | | | | 0 | 3 | 122 H Northern Colo. | | | | | | 1 | 3 | | | | |
| 193 H Eastern Wash. | | | | | | | | | | | | 2 | 3 | 149 H North Dakota | | | | | | 1 | 3 | | | | |
| 181 A Weber St. | | | | | | | | | | | | 1 | 3 | 269 A Montana | | | | | | 2 | 3 | | | | |
| 104 H Northern Ariz. | | | | | | 2 | 3 | 226 A Montana St. | | | | | | 3 | 1 | | | | | | | | | | |

| Average RPI Win: 239 | | WON-LOST RECORD | | WINNING PCT. RANK | | LAST 10 GAMES | | STRENGTH OF SCHEDULE | | OPP. STRENGTH OF SCHEDULE | | TEAM RPI | | ADJ RPI | | CONF. RPI | | ADJ CONF. RPI | |
|----------------------|----------|-----------------|--|-------------------|----------|----------------|-----------|----------------------|------------------|---------------------------|----------------|----------|----------------|------------|---|-----------|--|---------------|--|
| DIV. I ONLY | | 6- 11 | | .35294 243 | | 5- 5 | | 163 | | 171 | | 218 | | .46442 218 | | 20 | | 20 | |
| DIV. I NON-CONF. | | 2- 7 | | .22222 285 | | 1- 1 | | 180 | | 101 | | 257 | | .4299 256 | | 21 | | 21 | |
| TOTALS | | RPI 1-25 | | RPI 26-50 | | W-L RECORDS | | RPI 51-100 | | RPI 101-150 | | RPI 150+ | | | | | | | |
| 6- 11 | | 0- 0 | | 0- 0 | | OVERALL | | 0- 4 | | 0- 4 | | 6- 3 | | | | | | | |
| 4- 3 | | 0- 0 | | 0- 0 | | HOME | | 0- 1 | | 0- 1 | | 4- 1 | | | | | | | |
| 2- 5 | | 0- 0 | | 0- 0 | | AWAY | | 0- 2 | | 0- 1 | | 2- 2 | | | | | | | |
| 0- 3 | | 0- 0 | | 0- 0 | | NEUTRAL | | 0- 1 | | 0- 2 | | 0- 0 | | | | | | | |
| 2- 7 | | 0- 0 | | 0- 0 | | NON-CONFERENCE | | 0- 3 | | 0- 3 | | 2- 1 | | | | | | | |
| 2- 2 | | 0- 0 | | 0- 0 | | HOME | | 0- 1 | | 0- 1 | | 2- 0 | | | | | | | |
| 0- 2 | | 0- 0 | | 0- 0 | | AWAY | | 0- 1 | | 0- 0 | | 0- 1 | | | | | | | |
| 0- 3 | | 0- 0 | | 0- 0 | | NEUTRAL | | 0- 1 | | 0- 2 | | 0- 0 | | | | | | | |
| 4- 4 | | 0- 0 | | 0- 0 | | CONFERENCE | | 0- 1 | | 0- 1 | | 4- 2 | | | | | | | |
| 2- 1 | | 0- 0 | | 0- 0 | | HOME | | 0- 0 | | 0- 0 | | 2- 1 | | | | | | | |
| 2- 3 | | 0- 0 | | 0- 0 | | AWAY | | 0- 1 | | 0- 1 | | 2- 1 | | | | | | | |
| 0- 0 | | 0- 0 | | 0- 0 | | NEUTRAL | | 0- 0 | | 0- 0 | | 0- 0 | | | | | | | |
| RPI S | Opponent | Score | | RPI S | Opponent | Score | | RPI S | Opponent | Score | | RPI S | Opponent | Score | | | | | |
| | | | | | | | | 54 A | Loyola Marymount | 0 | 3 | 114 N | Pepperdine | 2 | 3 | | | | |
| | | | | | | | | 70 N | Duke | 0 | 3 | 116 N | Arizona St. | 0 | 3 | | | | |
| | | | | | | | | 80 H | Northeastern | 1 | 3 | 124 A | Yale | 1 | 3 | | | | |
| | | | | | | | | 82 A | Princeton | 0 | 3 | 141 H | Georgia | 0 | 3 | | | | |
| | | | | | | | | | | | | 175 H | Columbia | 3 | 0 | | | | |
| | | | | | | | | | | | | 189 A | New Hampshire | 0 | 3 | | | | |
| | | | | | | | | | | | | 204 A | Penn | 1 | 3 | | | | |
| | | | | | | | | | | | | 214 H | Cornell | 2 | 3 | | | | |
| | | | | | | | | | | | | 230 H | Boston College | 3 | 2 | | | | |
| | | | | | | | | | | | | 242 A | Dartmouth | 3 | 0 | | | | |
| | | | | | | | | | | | | 242 H | Dartmouth | 3 | 1 | | | | |
| | | | | | | | | | | | | 249 A | Brown | 3 | 1 | | | | |
| | | | | | | | | | | | | 294 H | Siena | 3 | 0 | | | | |
| LAST 10 GAMES | | | | | | | | | | | | | | | | | | | |
| | | | | | | 242 H | Dartmouth | 3 | 1 | 204 A | Penn | 1 | 3 | | | | | | |
| | | | | | | 214 H | Cornell | 2 | 3 | 82 A | Princeton | 0 | 3 | | | | | | |
| | | | | | | 175 H | Columbia | 3 | 0 | 242 A | Dartmouth | 3 | 0 | | | | | | |
| | | | | | | 124 A | Yale | 1 | 3 | 80 H | Northeastern | 1 | 3 | | | | | | |
| | | | | | | 249 A | Brown | 3 | 1 | 230 H | Boston College | 3 | 2 | | | | | | |

Non-Div. I Games:

Harvard

| Average RPI Win: 219 | | WON-LOST RECORD | | WINNING PCT. RANK | | LAST 10 GAMES | | STRENGTH OF SCHEDULE | | OPP. STRENGTH OF SCHEDULE | | TEAM RPI | | ADJ RPI | | CONF. RPI | | ADJ CONF. RPI | |
|-----------------------|----------|-----------------|---|-------------------|---------------|----------------|---|----------------------|---------------|---------------------------|---|----------|-----------------|------------|---|-----------|--|---------------|--|
| Average RPI Loss: 141 | | | | | | | | | | | | | | | | | | | |
| DIV. I ONLY | | 9- 15 | | .375 237 | | 5- 5 | | 181 | | 161 | | 219 | | .46411 219 | | 15 | | 15 | |
| DIV. I NON-CONF. | | 4- 10 | | .28571 270 | | 0- 0 | | 204 | | 185 | | 253 | | .43199 252 | | 14 | | 14 | |
| TOTALS | | RPI 1-25 | | RPI 26-50 | | W-L RECORDS | | RPI 51-100 | | RPI 101-150 | | RPI 150+ | | | | | | | |
| 9- 15 | | 0- 1 | | 0- 1 | | OVERALL | | 0- 2 | | 1- 5 | | 8- 6 | | | | | | | |
| 4- 6 | | 0- 1 | | 0- 0 | | HOME | | 0- 0 | | 0- 3 | | 4- 2 | | | | | | | |
| 4- 4 | | 0- 0 | | 0- 1 | | AWAY | | 0- 1 | | 1- 0 | | 3- 2 | | | | | | | |
| 1- 5 | | 0- 0 | | 0- 0 | | NEUTRAL | | 0- 1 | | 0- 2 | | 1- 2 | | | | | | | |
| 4- 10 | | 0- 1 | | 0- 0 | | NON-CONFERENCE | | 0- 1 | | 0- 3 | | 4- 5 | | | | | | | |
| 2- 3 | | 0- 1 | | 0- 0 | | HOME | | 0- 0 | | 0- 1 | | 2- 1 | | | | | | | |
| 1- 2 | | 0- 0 | | 0- 0 | | AWAY | | 0- 0 | | 0- 0 | | 1- 2 | | | | | | | |
| 1- 5 | | 0- 0 | | 0- 0 | | NEUTRAL | | 0- 1 | | 0- 2 | | 1- 2 | | | | | | | |
| 5- 5 | | 0- 0 | | 0- 1 | | CONFERENCE | | 0- 1 | | 1- 2 | | 4- 1 | | | | | | | |
| 2- 3 | | 0- 0 | | 0- 0 | | HOME | | 0- 0 | | 0- 2 | | 2- 1 | | | | | | | |
| 3- 2 | | 0- 0 | | 0- 1 | | AWAY | | 0- 1 | | 1- 0 | | 2- 0 | | | | | | | |
| 0- 0 | | 0- 0 | | 0- 0 | | NEUTRAL | | 0- 0 | | 0- 0 | | 0- 0 | | | | | | | |
| RPI S | Opponent | Score | | RPI S | Opponent | Score | | RPI S | Opponent | Score | | RPI S | Opponent | Score | | | | | |
| 24 H | Ohio St. | 0 | 3 | 45 A | Miami (OH) | 0 | 3 | 69 A | Northern Ill. | 0 | 3 | 102 A | Bowling Green | 3 | 0 | | | | |
| | | | | | | | | 84 N | South Dakota | 1 | 3 | 107 H | Toledo | 1 | 3 | | | | |
| | | | | | | | | | | | | 118 H | Butler | 0 | 3 | | | | |
| | | | | | | | | | | | | 128 N | Northern Ky. | 1 | 3 | | | | |
| | | | | | | | | | | | | 137 H | Ohio | 2 | 3 | | | | |
| | | | | | | | | | | | | 147 N | Murray St. | 2 | 3 | | | | |
| | | | | | | | | | | | | 167 H | IUPUI | 1 | 3 | | | | |
| | | | | | | | | | | | | 169 H | UNCG | 3 | 2 | | | | |
| | | | | | | | | | | | | 185 H | Kent St. | 2 | 3 | | | | |
| | | | | | | | | | | | | 191 A | Western Mich. | 3 | 1 | | | | |
| | | | | | | | | | | | | 196 N | Drake | 0 | 3 | | | | |
| | | | | | | | | | | | | 206 H | Valparaiso | 3 | 1 | | | | |
| | | | | | | | | | | | | 207 N | Youngstown St. | 0 | 3 | | | | |
| | | | | | | | | | | | | 210 H | Central Mich. | 3 | 2 | | | | |
| | | | | | | | | | | | | 215 H | Eastern Mich. | 3 | 2 | | | | |
| | | | | | | | | | | | | 224 A | Fort Wayne | 2 | 3 | | | | |
| | | | | | | | | | | | | 277 A | Morehead St. | 3 | 1 | | | | |
| | | | | | | | | | | | | 283 A | Omaha | 2 | 3 | | | | |
| | | | | | | | | | | | | 295 N | Appalachian St. | 3 | 2 | | | | |
| | | | | | | | | | | | | 309 A | Buffalo | 3 | 0 | | | | |
| | | | | LAST 10 GAMES | | | | | | | | | | | | | | | |
| | | | | 45 A | Miami (OH) | 0 | 3 | 69 A | Northern Ill. | 0 | 3 | | | | | | | | |
| | | | | 102 A | Bowling Green | 3 | 0 | 309 A | Buffalo | 3 | 0 | | | | | | | | |
| | | | | 137 H | Ohio | 2 | 3 | 107 H | Toledo | 1 | 3 | | | | | | | | |
| | | | | 185 H | Kent St. | 2 | 3 | 215 H | Eastern Mich. | 3 | 2 | | | | | | | | |
| | | | | 191 A | Western Mich. | 3 | 1 | 210 H | Central Mich. | 3 | 2 | | | | | | | | |

Non-Div. I Games:

Ball St.

| Average RPI Win: 252 | | WON-LOST | WINNING | LAST 10 | STRENGTH OF | | OPP. STRENGTH | TEAM | ADJ | CONF. | ADJ CONF. |
|-----------------------|----------|----------|---------------|----------------|-------------|-------|---------------|-------|-------------|-----------------|-----------|
| Average RPI Loss: 161 | | RECORD | PCT. RANK | GAMES | SCHEDULE | | OF SCHEDULE | RPI | RPI | RPI | RPI |
| DIV. I ONLY | | 13- 12 | .52 | 170 | 6- 4 | | 274 | 233 | 220 | .46381 | 220 |
| DIV. I NON-CONF. | | 7- 7 | .5 | 166 | 0- 0 | | 305 | 232 | 246 | .43653 | 246 |
| TOTALS | | RPI 1-25 | RPI 26-50 | | W-L RECORDS | | RPI 51-100 | | RPI 101-150 | | RPI 150+ |
| 13- 12 | 0- 0 | 0- 0 | | OVERALL | | 0- 0 | | 1- 5 | | 12- 7 | |
| 4- 4 | 0- 0 | 0- 0 | | HOME | | 0- 0 | | 1- 1 | | 3- 3 | |
| 5- 4 | 0- 0 | 0- 0 | | AWAY | | 0- 0 | | 0- 0 | | 5- 4 | |
| 4- 4 | 0- 0 | 0- 0 | | NEUTRAL | | 0- 0 | | 0- 4 | | 4- 0 | |
| 7- 7 | 0- 0 | 0- 0 | | NON-CONFERENCE | | 0- 0 | | 0- 4 | | 7- 3 | |
| 1- 1 | 0- 0 | 0- 0 | | HOME | | 0- 0 | | 0- 0 | | 1- 1 | |
| 2- 2 | 0- 0 | 0- 0 | | AWAY | | 0- 0 | | 0- 0 | | 2- 2 | |
| 4- 4 | 0- 0 | 0- 0 | | NEUTRAL | | 0- 0 | | 0- 4 | | 4- 0 | |
| 6- 5 | 0- 0 | 0- 0 | | CONFERENCE | | 0- 0 | | 1- 1 | | 5- 4 | |
| 3- 3 | 0- 0 | 0- 0 | | HOME | | 0- 0 | | 1- 1 | | 2- 2 | |
| 3- 2 | 0- 0 | 0- 0 | | AWAY | | 0- 0 | | 0- 0 | | 3- 2 | |
| 0- 0 | 0- 0 | 0- 0 | | NEUTRAL | | 0- 0 | | 0- 0 | | 0- 0 | |
| RPI S | Opponent | Score | RPI S | Opponent | Score | RPI S | Opponent | Score | RPI S | Opponent | Score |
| | | | | | | | | | 108 N | UNCW | 2 3 |
| | | | | | | | | | 112 H | ETSU | 0 3 |
| | | | | | | | | | 127 N | High Point | 0 3 |
| | | | | | | | | | 127 N | High Point | 1 3 |
| | | | | | | | | | 137 N | Ohio | 0 3 |
| | | | | | | | | | 150 H | Samford | 3 1 |
| | | | | | | | | | 165 A | Chattanooga | 0 3 |
| | | | | | | | | | 169 A | UNCG | 0 3 |
| | | | | | | | | | 169 H | UNCG | 0 3 |
| | | | | | | | | | 177 A | Elon | 2 3 |
| | | | | | | | | | 194 H | Mercer | 3 2 |
| | | | | | | | | | 199 A | Wake Forest | 3 2 |
| | | | | | | | | | 200 A | Furman | 3 0 |
| | | | | | | | | | 200 H | Furman | 1 3 |
| | | | | | | | | | 203 N | William & Mary | 3 2 |
| | | | | | | | | | 208 A | Clemson | 2 3 |
| | | | | | | | | | 236 H | USC Upstate | 2 3 |
| | | | | | | | | | 267 A | Western Caro. | 3 0 |
| | | | | | | | | | 267 H | Western Caro. | 3 1 |
| | | | | | | | | | 274 N | Charlotte | 3 1 |
| | | | | | | | | | 288 A | The Citadel | 3 1 |
| | | | | | | | | | 295 A | Appalachian St. | 3 2 |
| | | | | | | | | | 297 H | Presbyterian | 3 0 |
| | | | | | | | | | 321 N | Norfolk St. | 3 0 |
| | | | | | | | | | 326 N | Delaware St. | 3 0 |
| | | | LAST 10 GAMES | | | | | | | | |
| | | | 267 H | Western Caro. | 3 1 | 200 A | Furman | 3 0 | | | |
| | | | 169 A | UNCG | 0 3 | 165 A | Chattanooga | 0 3 | | | |
| | | | 200 H | Furman | 1 3 | 267 A | Western Caro. | 3 0 | | | |
| | | | 150 H | Samford | 3 1 | 288 A | The Citadel | 3 1 | | | |
| | | | 112 H | ETSU | 0 3 | 194 H | Mercer | 3 2 | | | |

Non-Div. I Games:

Wofford

| Average RPI Win: | 271 | WON-LOST RECORD | WINNING PCT. RANK | LAST 10 GAMES | STRENGTH OF SCHEDULE | OPP. STRENGTH OF SCHEDULE | TEAM RPI | ADJ RPI | CONF. RPI | ADJ CONF. RPI | |
|------------------|----------|-----------------|-------------------|-----------------|----------------------|---------------------------|------------|---------|-----------|---------------------|-------|
| DIV. I ONLY | 13- 13 | .5 | 172 | 1- 9 | 269 | 227 | 221 | .46247 | 221 | 9 | 9 |
| DIV. I NON-CONF. | 12- 4 | .75 | 50 | 0- 0 | 313 | 314 | 196 | .48051 | 195 | 7 | 7 |
| TOTALS | RPI 1-25 | RPI 26-50 | W-L RECORDS | RPI 51-100 | RPI 101-150 | RPI 150+ | | | | | |
| 13- 13 | 0- 0 | 0- 2 | OVERALL | 0- 4 | 0- 1 | 13- 6 | | | | | |
| 4- 4 | 0- 0 | 0- 1 | HOME | 0- 1 | 0- 0 | 4- 2 | | | | | |
| 3- 8 | 0- 0 | 0- 1 | AWAY | 0- 3 | 0- 1 | 3- 3 | | | | | |
| 6- 1 | 0- 0 | 0- 0 | NEUTRAL | 0- 0 | 0- 0 | 6- 1 | | | | | |
| 12- 4 | 0- 0 | 0- 0 | NON-CONFERENCE | 0- 0 | 0- 0 | 12- 4 | | | | | |
| 3- 1 | 0- 0 | 0- 0 | HOME | 0- 0 | 0- 0 | 3- 1 | | | | | |
| 3- 2 | 0- 0 | 0- 0 | AWAY | 0- 0 | 0- 0 | 3- 2 | | | | | |
| 6- 1 | 0- 0 | 0- 0 | NEUTRAL | 0- 0 | 0- 0 | 6- 1 | | | | | |
| 1- 9 | 0- 0 | 0- 2 | CONFERENCE | 0- 4 | 0- 1 | 1- 2 | | | | | |
| 1- 3 | 0- 0 | 0- 1 | HOME | 0- 1 | 0- 0 | 1- 1 | | | | | |
| 0- 6 | 0- 0 | 0- 1 | AWAY | 0- 3 | 0- 1 | 0- 1 | | | | | |
| 0- 0 | 0- 0 | 0- 0 | NEUTRAL | 0- 0 | 0- 0 | 0- 0 | | | | | |
| RPI S | Opponent | Score | RPI S | Opponent | Score | RPI S | Opponent | Score | RPI S | Opponent | Score |
| | | | 35 A | Marquette | 0 3 | 62 A | Villanova | 0 3 | 118 A | Butler | 0 3 |
| | | | 35 H | Marquette | 0 3 | 75 A | DePaul | 0 3 | 155 H | Seton Hall | 1 3 |
| | | | | | | 75 H | DePaul | 2 3 | 175 A | Columbia | 0 3 |
| | | | | | | 90 A | Xavier | 0 3 | 176 A | San Jose St. | 0 3 |
| | | | | | | | | | 187 H | St. John's (NY) | 3 1 |
| | | | | | | | | | 192 N | UMBC | 1 3 |
| | | | | | | | | | 222 A | Georgetown | 1 3 |
| | | | | | | | | | 225 A | Lehigh | 3 2 |
| | | | | | | | | | 247 H | Bryant | 3 2 |
| | | | | | | | | | 249 A | Brown | 3 2 |
| | | | | | | | | | 250 H | Quinnipiac | 2 3 |
| | | | | | | | | | 252 H | La Salle | 3 1 |
| | | | | | | | | | 257 N | Fordham | 3 1 |
| | | | | | | | | | 270 N | UMass Lowell | 3 0 |
| | | | | | | | | | 276 H | Holy Cross | 3 0 |
| | | | | | | | | | 286 N | Hartford | 3 1 |
| | | | | | | | | | 300 N | Manhattan | 3 0 |
| | | | | | | | | | 322 A | Lafayette | 3 0 |
| | | | | | | | | | 325 N | Fairleigh Dickinson | 3 0 |
| | | | | | | | | | 333 N | Saint Peter's | 3 0 |
| | | | LAST 10 GAMES | | | | | | | | |
| | | | 75 A | DePaul | 0 3 | 222 A | Georgetown | 1 3 | | | |
| | | | 35 A | Marquette | 0 3 | 90 A | Xavier | 0 3 | | | |
| | | | 187 H | St. John's (NY) | 3 1 | 118 A | Butler | 0 3 | | | |
| | | | 155 H | Seton Hall | 1 3 | 35 H | Marquette | 0 3 | | | |
| | | | 62 A | Villanova | 0 3 | 75 H | DePaul | 2 3 | | | |

Non-Div. I Games:

Providence

| Average RPI Win: | 231 | WON-LOST | WINNING | LAST 10 | STRENGTH OF | OPP. STRENGTH | TEAM | ADJ | CONF. | ADJ CONF. | |
|-------------------|-------------|------------|-----------|----------------|-------------|---------------|-------------|-----------------------|-------|-------------------|------------|
| Average RPI Loss: | 118 | RECORD | PCT. RANK | GAMES | SCHEDULE | OF SCHEDULE | RPI | RPI | RPI | RPI | |
| DIV. I ONLY | 6- 17 | .26087 | 283 | 2- 8 | 109 | 143 | 222 | .46222 | 222 | 9 | 9 |
| DIV. I NON-CONF. | 4- 9 | .30769 | 256 | 0- 0 | 150 | 246 | 236 | .44848 | 236 | 7 | 7 |
| <hr/> | | | | | | | | | | | |
| TOTALS | RPI 1-25 | RPI 26-50 | | W-L RECORDS | | RPI 51-100 | | RPI 101-150 | | RPI 150+ | |
| 6- 17 | 0- 1 | 0- 1 | | OVERALL | | 1- 6 | | 0- 3 | | 5- 6 | |
| 1- 7 | 0- 1 | 0- 0 | | HOME | | 0- 4 | | 0- 0 | | 1- 2 | |
| 3- 6 | 0- 0 | 0- 1 | | AWAY | | 1- 2 | | 0- 2 | | 2- 1 | |
| 2- 4 | 0- 0 | 0- 0 | | NEUTRAL | | 0- 0 | | 0- 1 | | 2- 3 | |
| <hr/> | | | | | | | | | | | |
| 4- 9 | 0- 0 | 0- 0 | | NON-CONFERENCE | | 0- 3 | | 0- 2 | | 4- 4 | |
| 0- 3 | 0- 0 | 0- 0 | | HOME | | 0- 3 | | 0- 0 | | 0- 0 | |
| 2- 2 | 0- 0 | 0- 0 | | AWAY | | 0- 0 | | 0- 1 | | 2- 1 | |
| 2- 4 | 0- 0 | 0- 0 | | NEUTRAL | | 0- 0 | | 0- 1 | | 2- 3 | |
| <hr/> | | | | | | | | | | | |
| 2- 8 | 0- 1 | 0- 1 | | CONFERENCE | | 1- 3 | | 0- 1 | | 1- 2 | |
| 1- 4 | 0- 1 | 0- 0 | | HOME | | 0- 1 | | 0- 0 | | 1- 2 | |
| 1- 4 | 0- 0 | 0- 1 | | AWAY | | 1- 2 | | 0- 1 | | 0- 0 | |
| 0- 0 | 0- 0 | 0- 0 | | NEUTRAL | | 0- 0 | | 0- 0 | | 0- 0 | |
| <hr/> | | | | | | | | | | | |
| RPI S | Opponent | Score | RPI S | Opponent | Score | RPI S | Opponent | Score | RPI S | Opponent | Score |
| 19 | H Creighton | 0 3 | 35 | A Marquette | 1 3 | 62 | A Villanova | 3 0 | 118 | A Butler | 0 3 |
| | | | | | | 62 | H Villanova | 1 3 | 122 | N Northern Colo. | 0 3 |
| | | | | | | 75 | A DePaul | 0 3 | 135 | A American | 2 3 |
| | | | | | | 82 | H Princeton | 2 3 | 152 | A Denver | 0 3 |
| | | | | | | 87 | H Towson | 1 3 | 155 | H Seton Hall | 0 3 |
| | | | | | | 90 | A Xavier | 0 3 | 163 | N Fla. Atlantic | 1 3 |
| | | | | | | 97 | H Maryland | 0 3 | 164 | N Howard | 1 3 |
| | | | | | | | | | 187 | H St. John's (NY) | 1 3 |
| | | | | | | | | | 221 | H Providence | 3 1 |
| | | | | | | | | | 237 | A Air Force | 3 0 |
| | | | | | | | | | 267 | N Western Caro. | 0 3 |
| | | | | | | | | | 285 | N Stetson | 3 0 |
| | | | | | | | | | 289 | N Southern Utah | 3 2 |
| | | | | | | | | | 292 | A George Mason | 3 1 |
| <hr/> | | | | | | | | | | | |
| LAST 10 GAMES | | | | | | | | | | | |
| 62 H Villanova | | | | | | 1 | 3 | 75 A DePaul | 0 | 3 | |
| 118 A Butler | | | | | | 0 | 3 | 35 A Marquette | 1 | 3 | |
| 90 A Xavier | | | | | | 0 | 3 | 155 H Seton Hall | 0 | 3 | |
| 19 H Creighton | | | | | | 0 | 3 | 62 A Villanova | 3 | 0 | |
| 221 H Providence | | | | | | 3 | 1 | 187 H St. John's (NY) | 1 | 3 | |

Non-Div. I Games:

Georgetown

| Average RPI Win: 256 | | WON-LOST | WINNING | LAST 10 | STRENGTH OF | | OPP. STRENGTH | TEAM | ADJ | CONF. | ADJ CONF. |
|-----------------------|----------|----------|-----------|----------------|-------------|-------|------------------|-------|-------------|--------------------|-----------|
| Average RPI Loss: 143 | | RECORD | PCT. RANK | GAMES | SCHEDULE | | OF SCHEDULE | RPI | RPI | RPI | RPI |
| DIV. I ONLY | | 11- 12 | .47826 | 184 | 7- 3 | | 261 | 206 | 224 | .46146 | 224 |
| DIV. I NON-CONF. | | 4- 9 | .30769 | 256 | 0- 0 | | 168 | 161 | 235 | .44884 | 235 |
| TOTALS | | RPI 1-25 | RPI 26-50 | | W-L RECORDS | | RPI 51-100 | | RPI 101-150 | | RPI 150+ |
| 11- 12 | 0- 0 | 0- 0 | | OVERALL | | 0- 3 | | 0- 5 | | 11- 4 | |
| 7- 2 | 0- 0 | 0- 0 | | HOME | | 0- 0 | | 0- 1 | | 7- 1 | |
| 3- 7 | 0- 0 | 0- 0 | | AWAY | | 0- 2 | | 0- 2 | | 3- 3 | |
| 1- 3 | 0- 0 | 0- 0 | | NEUTRAL | | 0- 1 | | 0- 2 | | 1- 0 | |
| 4- 9 | 0- 0 | 0- 0 | | NON-CONFERENCE | | 0- 2 | | 0- 5 | | 4- 2 | |
| 3- 1 | 0- 0 | 0- 0 | | HOME | | 0- 0 | | 0- 1 | | 3- 0 | |
| 0- 5 | 0- 0 | 0- 0 | | AWAY | | 0- 1 | | 0- 2 | | 0- 2 | |
| 1- 3 | 0- 0 | 0- 0 | | NEUTRAL | | 0- 1 | | 0- 2 | | 1- 0 | |
| 7- 3 | 0- 0 | 0- 0 | | CONFERENCE | | 0- 1 | | 0- 0 | | 7- 2 | |
| 4- 1 | 0- 0 | 0- 0 | | HOME | | 0- 0 | | 0- 0 | | 4- 1 | |
| 3- 2 | 0- 0 | 0- 0 | | AWAY | | 0- 1 | | 0- 0 | | 3- 1 | |
| 0- 0 | 0- 0 | 0- 0 | | NEUTRAL | | 0- 0 | | 0- 0 | | 0- 0 | |
| RPI S | Opponent | Score | RPI S | Opponent | Score | RPI S | Opponent | Score | RPI S | Opponent | Score |
| | | | | | | 67 A | Hofstra | 2 3 | 102 A | Bowling Green | 0 3 |
| | | | | | | 84 A | South Dakota | 2 3 | 107 A | Toledo | 1 3 |
| | | | | | | 99 N | Marshall | 0 3 | 128 N | Northern Ky. | 0 3 |
| | | | | | | | | | 135 N | American | 1 3 |
| | | | | | | | | | 147 H | Murray St. | 1 3 |
| | | | | | | | | | 152 H | Denver | 3 0 |
| | | | | | | | | | 167 A | IUPUI | 2 3 |
| | | | | | | | | | 191 A | Western Mich. | 2 3 |
| | | | | | | | | | 207 H | Youngstown St. | 3 0 |
| | | | | | | | | | 215 H | Eastern Mich. | 3 0 |
| | | | | | | | | | 219 H | Ball St. | 3 2 |
| | | | | | | | | | 232 A | North Dakota St. | 3 2 |
| | | | | | | | | | 240 A | Stony Brook | 2 3 |
| | | | | | | | | | 244 H | Oral Roberts | 0 3 |
| | | | | | | | | | 283 A | Omaha | 3 2 |
| | | | | | | | | | 283 H | Omaha | 3 1 |
| | | | | | | | | | 298 H | South Dakota St. | 3 1 |
| | | | | | | | | | 303 A | Western Ill. | 3 0 |
| | | | | | | | | | 303 H | Western Ill. | 3 0 |
| | | | | | | | | | 317 N | Saint Francis (PA) | 3 1 |
| LAST 10 GAMES | | | | | | | | | | | |
| | | | | | | 283 H | Omaha | 3 1 | 84 A | South Dakota | 2 3 |
| | | | | | | 303 H | Western Ill. | 3 0 | 232 A | North Dakota St. | 3 2 |
| | | | | | | 167 A | IUPUI | 2 3 | 152 H | Denver | 3 0 |
| | | | | | | 244 H | Oral Roberts | 0 3 | 303 A | Western Ill. | 3 0 |
| | | | | | | 298 H | South Dakota St. | 3 1 | 283 A | Omaha | 3 2 |

Non-Div. I Games:

Fort Wayne

| Average RPI Win: 291 | | WON-LOST RECORD | | WINNING PCT. RANK | | LAST 10 GAMES | | STRENGTH OF SCHEDULE | | OPP. STRENGTH OF SCHEDULE | | TEAM RPI | | ADJ RPI | | CONF. RPI | | ADJ CONF. RPI | |
|----------------------|---|-----------------|--|-------------------|--|----------------|---|----------------------|--|---------------------------|---|----------|---|---------------------------|--|-----------|---|---------------|--|
| DIV. I ONLY | | 12- 13 | | .48 183 | | 6- 4 | | 241 | | 281 | | 225 | | .45958 225 | | 27 | | 28 | |
| DIV. I NON-CONF. | | 5- 9 | | .35714 236 | | 1- 0 | | 215 | | 245 | | 244 | | .4396 244 | | 28 | | 28 | |
| TOTALS | | RPI 1-25 | | RPI 26-50 | | W-L RECORDS | | RPI 51-100 | | RPI 101-150 | | RPI 150+ | | | | | | | |
| 12- 13 | | 0- 1 | | 0- 1 | | OVERALL | | 0- 2 | | 0- 2 | | 12- 7 | | | | | | | |
| 7- 3 | | 0- 0 | | 0- 0 | | HOME | | 0- 0 | | 0- 0 | | 7- 3 | | | | | | | |
| 3- 6 | | 0- 0 | | 0- 1 | | AWAY | | 0- 2 | | 0- 1 | | 3- 2 | | | | | | | |
| 2- 4 | | 0- 1 | | 0- 0 | | NEUTRAL | | 0- 0 | | 0- 1 | | 2- 2 | | | | | | | |
| 5- 9 | | 0- 1 | | 0- 1 | | NON-CONFERENCE | | 0- 2 | | 0- 1 | | 5- 4 | | | | | | | |
| 3- 1 | | 0- 0 | | 0- 0 | | HOME | | 0- 0 | | 0- 0 | | 3- 1 | | | | | | | |
| 0- 4 | | 0- 0 | | 0- 1 | | AWAY | | 0- 2 | | 0- 0 | | 0- 1 | | | | | | | |
| 2- 4 | | 0- 1 | | 0- 0 | | NEUTRAL | | 0- 0 | | 0- 1 | | 2- 2 | | | | | | | |
| 7- 4 | | 0- 0 | | 0- 0 | | CONFERENCE | | 0- 0 | | 0- 1 | | 7- 3 | | | | | | | |
| 4- 2 | | 0- 0 | | 0- 0 | | HOME | | 0- 0 | | 0- 0 | | 4- 2 | | | | | | | |
| 3- 2 | | 0- 0 | | 0- 0 | | AWAY | | 0- 0 | | 0- 1 | | 3- 1 | | | | | | | |
| 0- 0 | | 0- 0 | | 0- 0 | | NEUTRAL | | 0- 0 | | 0- 0 | | 0- 0 | | | | | | | |
| RPI | S | Opponent | | Score | | RPI | S | Opponent | | Score | | RPI | S | Opponent | | Score | | | |
| 21 | N | Western Ky. | | 0 3 | | 42 | A | Pittsburgh | | 0 3 | | 52 | A | Alabama | | 0 3 | | | |
| | | | | | | | | | | | | 62 | A | Villanova | | 0 3 | | | |
| | | | | | | | | | | | | | | 117 N Southern Miss. | | 0 3 | | | |
| | | | | | | | | | | | | | | 135 A American | | 0 3 | | | |
| | | | | | | | | | | | | | | 158 H Army West Point | | 1 3 | | | |
| | | | | | | | | | | | | | | 183 A Navy | | 3 1 | | | |
| | | | | | | | | | | | | | | 183 H Navy | | 2 3 | | | |
| | | | | | | | | | | | | | | 186 A Colgate | | 0 3 | | | |
| | | | | | | | | | | | | | | 221 H Providence | | 2 3 | | | |
| | | | | | | | | | | | | | | 231 A Central Conn. St. | | 2 3 | | | |
| | | | | | | | | | | | | | | 239 N Northwestern St. | | 1 3 | | | |
| | | | | | | | | | | | | | | 241 H George Washington | | 3 2 | | | |
| | | | | | | | | | | | | | | 253 N Robert Morris | | 3 1 | | | |
| | | | | | | | | | | | | | | 257 N Fordham | | 2 3 | | | |
| | | | | | | | | | | | | | | 276 H Holy Cross | | 3 0 | | | |
| | | | | | | | | | | | | | | 306 H Bucknell | | 3 1 | | | |
| | | | | | | | | | | | | | | 307 A Loyola Maryland | | 3 0 | | | |
| | | | | | | | | | | | | | | 307 H Loyola Maryland | | 3 0 | | | |
| | | | | | | | | | | | | | | 315 N Iona | | 3 2 | | | |
| | | | | | | | | | | | | | | 322 A Lafayette | | 3 2 | | | |
| | | | | | | | | | | | | | | 322 H Lafayette | | 3 0 | | | |
| | | | | | | | | | | | | | | 325 H Fairleigh Dickinson | | 3 0 | | | |
| | | | | | | | | | | | | | | 333 H Saint Peter's | | 3 0 | | | |
| | | | | | | LAST 10 GAMES | | | | | | | | | | | | | |
| | | | | | | 183 | H | Navy | | 2 | 3 | 241 | H | George Washington | | 3 | 2 | | |
| | | | | | | 307 | H | Loyola Maryland | | 3 | 0 | 135 | A | American | | 0 | 3 | | |
| | | | | | | 322 | A | Lafayette | | 3 | 2 | 186 | A | Colgate | | 0 | 3 | | |
| | | | | | | 158 | H | Army West Point | | 1 | 3 | 306 | H | Bucknell | | 3 | 1 | | |
| | | | | | | 276 | H | Holy Cross | | 3 | 0 | 307 | A | Loyola Maryland | | 3 | 0 | | |

Non-Div. I Games:

Lehigh

| Average RPI Win: 263 | | WON-LOST | WINNING | LAST 10 | STRENGTH OF | | OPP. STRENGTH | TEAM | ADJ | CONF. | ADJ CONF. |
|-----------------------|-----------|----------|-----------|---------------|----------------|-------|---------------|---------------|------------------|--------|-----------|
| Average RPI Loss: 122 | | RECORD | PCT. RANK | GAMES | SCHEDULE | | OF SCHEDULE | RPI | RPI | RPI | RPI |
| DIV. I ONLY | | 5- 14 | .26316 | 282 | 3- 7 | | 115 | 174 | 226 | .45929 | 226 |
| DIV. I NON-CONF. | | 2- 7 | .22222 | 285 | 0- 0 | | 73 | 113 | 208 | .47503 | 207 |
| TOTALS | | RPI 1-25 | RPI 26-50 | | W-L RECORDS | | RPI 51-100 | | RPI 101-150 | | RPI 150+ |
| 5- 14 | | 0- 2 | 0- 0 | | OVERALL | | 0- 2 | | 0- 6 | | 5- 4 |
| 2- 4 | | 0- 1 | 0- 0 | | HOME | | 0- 0 | | 0- 1 | | 2- 2 |
| 1- 7 | | 0- 1 | 0- 0 | | AWAY | | 0- 0 | | 0- 4 | | 1- 2 |
| 2- 3 | | 0- 0 | 0- 0 | | NEUTRAL | | 0- 2 | | 0- 1 | | 2- 0 |
| 2- 7 | | 0- 2 | 0- 0 | | NON-CONFERENCE | | 0- 2 | | 0- 1 | | 2- 2 |
| 0- 1 | | 0- 1 | 0- 0 | | HOME | | 0- 0 | | 0- 0 | | 0- 0 |
| 0- 3 | | 0- 1 | 0- 0 | | AWAY | | 0- 0 | | 0- 0 | | 0- 2 |
| 2- 3 | | 0- 0 | 0- 0 | | NEUTRAL | | 0- 2 | | 0- 1 | | 2- 0 |
| 3- 7 | | 0- 0 | 0- 0 | | CONFERENCE | | 0- 0 | | 0- 5 | | 3- 2 |
| 2- 3 | | 0- 0 | 0- 0 | | HOME | | 0- 0 | | 0- 1 | | 2- 2 |
| 1- 4 | | 0- 0 | 0- 0 | | AWAY | | 0- 0 | | 0- 4 | | 1- 0 |
| 0- 0 | | 0- 0 | 0- 0 | | NEUTRAL | | 0- 0 | | 0- 0 | | 0- 0 |
| RPI S | Opponent | Score | | RPI S | Opponent | Score | | RPI S | Opponent | Score | |
| 1 A | Nebraska | 0 | 3 | | | | | 54 N | Loyola Marymount | 0 | 3 |
| 19 H | Creighton | 0 | 3 | | | | | 65 N | Gonzaga | 0 | 3 |
| | | | | | | | | 104 A | Northern Ariz. | 0 | 3 |
| | | | | | | | | 122 A | Northern Colo. | 0 | 3 |
| | | | | | | | | 125 A | Portland St. | 0 | 3 |
| | | | | | | | | 130 N | Utah St. | 0 | 3 |
| | | | | | | | | 133 H | Idaho St. | 1 | 3 |
| | | | | | | | | 149 A | North Dakota | 0 | 3 |
| | | | | | | | | 152 A | Denver | 0 | 3 |
| | | | | | | | | 181 H | Weber St. | 3 | 2 |
| | | | | | | | | 193 H | Eastern Wash. | 1 | 3 |
| | | | | | | | | 217 H | Idaho | 1 | 3 |
| | | | | | | | | 237 A | Air Force | 2 | 3 |
| | | | | | | | | 269 H | Montana | 3 | 1 |
| | | | | | | | | 284 N | Jacksonville St. | 3 | 1 |
| | | | | | | | | 289 A | Southern Utah | 3 | 0 |
| | | | | | | | | 291 N | Grand Canyon | 3 | 2 |
| LAST 10 GAMES | | | | LAST 10 GAMES | | | | LAST 10 GAMES | | | |
| | | | | 289 A | Southern Utah | 3 | 0 | 181 H | Weber St. | 3 | 2 |
| | | | | 104 A | Northern Ariz. | 0 | 3 | 269 H | Montana | 3 | 1 |
| | | | | 122 A | Northern Colo. | 0 | 3 | 125 A | Portland St. | 0 | 3 |
| | | | | 149 A | North Dakota | 0 | 3 | 193 H | Eastern Wash. | 1 | 3 |
| | | | | 133 H | Idaho St. | 1 | 3 | 217 H | Idaho | 1 | 3 |

Non-Div. I Games:

Montana St.

| | | | | | | | | | | | |
|-------------------|----------|-----------|---------------|----------------|-------------|---------------|-----------------|--------|----------|-----------------|-------|
| Average RPI Win: | 279 | WON-LOST | WINNING | LAST 10 | STRENGTH OF | OPP. STRENGTH | TEAM | ADJ | CONF. | ADJ CONF. | |
| Average RPI Loss: | 124 | RECORD | PCT. RANK | GAMES | SCHEDULE | OF SCHEDULE | RPI | RPI | RPI | RPI | |
| DIV. I ONLY | 9- 14 | .3913 | 225 | 5- 5 | 211 | 199 | 227 | .45593 | 227 | 22 | 22 |
| DIV. I NON-CONF. | 4- 9 | .30769 | 256 | 0- 0 | 133 | 178 | 221 | .46235 | 221 | 19 | 19 |
| <hr/> | | | | | | | | | | | |
| TOTALS | RPI 1-25 | RPI 26-50 | | W-L RECORDS | RPI 51-100 | | RPI 101-150 | | RPI 150+ | | |
| 9- 14 | 0- 0 | 0- 4 | | OVERALL | 0- 3 | | 0- 1 | | 9- 6 | | |
| 4- 4 | 0- 0 | 0- 0 | | HOME | 0- 1 | | 0- 1 | | 4- 2 | | |
| 3- 6 | 0- 0 | 0- 3 | | AWAY | 0- 1 | | 0- 0 | | 3- 2 | | |
| 2- 4 | 0- 0 | 0- 1 | | NEUTRAL | 0- 1 | | 0- 0 | | 2- 2 | | |
| <hr/> | | | | | | | | | | | |
| 4- 9 | 0- 0 | 0- 3 | | NON-CONFERENCE | 0- 2 | | 0- 1 | | 4- 3 | | |
| 2- 2 | 0- 0 | 0- 0 | | HOME | 0- 1 | | 0- 1 | | 2- 0 | | |
| 0- 3 | 0- 0 | 0- 2 | | AWAY | 0- 0 | | 0- 0 | | 0- 1 | | |
| 2- 4 | 0- 0 | 0- 1 | | NEUTRAL | 0- 1 | | 0- 0 | | 2- 2 | | |
| <hr/> | | | | | | | | | | | |
| 5- 5 | 0- 0 | 0- 1 | | CONFERENCE | 0- 1 | | 0- 0 | | 5- 3 | | |
| 2- 2 | 0- 0 | 0- 0 | | HOME | 0- 0 | | 0- 0 | | 2- 2 | | |
| 3- 3 | 0- 0 | 0- 1 | | AWAY | 0- 1 | | 0- 0 | | 3- 1 | | |
| 0- 0 | 0- 0 | 0- 0 | | NEUTRAL | 0- 0 | | 0- 0 | | 0- 0 | | |
| <hr/> | | | | | | | | | | | |
| RPI S | Opponent | Score | RPI S | Opponent | Score | RPI S | Opponent | Score | RPI S | Opponent | Score |
| | | | 27 A | Florida St. | 0 3 | 59 N | UTSA | 0 3 | 121 H | Mississippi St. | 1 3 |
| | | | 31 N | Baylor | 0 3 | 72 A | Texas St. | 0 3 | 162 A | SFA | 0 3 |
| | | | 38 A | Coastal Caro. | 0 3 | 93 H | Oklahoma | 1 3 | 173 H | South Ala. | 1 3 |
| | | | 44 A | SMU | 0 3 | | | | 180 A | UT Arlington | 1 3 |
| | | | | | | | | | 184 N | North Texas | 1 3 |
| | | | | | | | | | 243 N | Florida A&M | 3 1 |
| | | | | | | | | | 248 N | Incarnate Word | 3 2 |
| | | | | | | | | | 264 H | UT Martin | 3 0 |
| | | | | | | | | | 269 N | Montana | 2 3 |
| | | | | | | | | | 281 A | La.-Monroe | 3 2 |
| | | | | | | | | | 281 H | La.-Monroe | 3 0 |
| | | | | | | | | | 282 A | UL Lafayette | 3 2 |
| | | | | | | | | | 282 H | UL Lafayette | 2 3 |
| | | | | | | | | | 293 H | Troy | 3 1 |
| | | | | | | | | | 295 A | Appalachian St. | 3 0 |
| | | | | | | | | | 323 H | Ark.-Pine Bluff | 3 0 |
| | | | LAST 10 GAMES | | | | | | | | |
| | | | 173 H | South Ala. | 1 3 | 180 A | UT Arlington | 1 3 | | | |
| | | | 293 H | Troy | 3 1 | 281 H | La.-Monroe | 3 0 | | | |
| | | | 282 A | UL Lafayette | 3 2 | 282 H | UL Lafayette | 2 3 | | | |
| | | | 281 A | La.-Monroe | 3 2 | 295 A | Appalachian St. | 3 0 | | | |
| | | | 72 A | Texas St. | 0 3 | 38 A | Coastal Caro. | 0 3 | | | |

Non-Div. I Games:

Little Rock

[illegible]

Non-Div. I Games:

Virginia

| Average RPI Win: 304 | | WON-LOST | WINNING | LAST 10 | STRENGTH OF | | OPP. STRENGTH | TEAM | ADJ | | CONF. | ADJ CONF. | |
|-----------------------|---------------|----------|-----------|----------------|-------------|-------|---------------|-------|-------------|--------|-----------------|-----------|----|
| Average RPI Loss: 146 | | RECORD | PCT. RANK | GAMES | SCHEDULE | | OF SCHEDULE | RPI | RPI | | RPI | RPI | |
| DIV. I ONLY | | 8- 14 | .36364 | 238 | 6- 4 | | 160 | 289 | 228 | .45438 | 229 | 30 | 30 |
| DIV. I NON-CONF. | | 1- 10 | .09091 | 313 | 1- 0 | | 53 | 166 | 237 | .44821 | 237 | 31 | 31 |
| TOTALS | | RPI 1-25 | RPI 26-50 | | W-L RECORDS | | RPI 51-100 | | RPI 101-150 | | RPI 150+ | | |
| 8- 14 | 0- 1 | 0- 0 | | OVERALL | | 0- 4 | | 0- 0 | | 8- 9 | | | |
| 5- 2 | 0- 0 | 0- 0 | | HOME | | 0- 0 | | 0- 0 | | 5- 2 | | | |
| 3- 6 | 0- 0 | 0- 0 | | AWAY | | 0- 2 | | 0- 0 | | 3- 4 | | | |
| 0- 6 | 0- 1 | 0- 0 | | NEUTRAL | | 0- 2 | | 0- 0 | | 0- 3 | | | |
| 1- 10 | 0- 1 | 0- 0 | | NON-CONFERENCE | | 0- 4 | | 0- 0 | | 1- 5 | | | |
| 0- 1 | 0- 0 | 0- 0 | | HOME | | 0- 0 | | 0- 0 | | 0- 1 | | | |
| 1- 3 | 0- 0 | 0- 0 | | AWAY | | 0- 2 | | 0- 0 | | 1- 1 | | | |
| 0- 6 | 0- 1 | 0- 0 | | NEUTRAL | | 0- 2 | | 0- 0 | | 0- 3 | | | |
| 7- 4 | 0- 0 | 0- 0 | | CONFERENCE | | 0- 0 | | 0- 0 | | 7- 4 | | | |
| 5- 1 | 0- 0 | 0- 0 | | HOME | | 0- 0 | | 0- 0 | | 5- 1 | | | |
| 2- 3 | 0- 0 | 0- 0 | | AWAY | | 0- 0 | | 0- 0 | | 2- 3 | | | |
| 0- 0 | 0- 0 | 0- 0 | | NEUTRAL | | 0- 0 | | 0- 0 | | 0- 0 | | | |
| RPI S | Opponent | Score | | RPI S | Opponent | Score | | RPI S | Opponent | Score | | | |
| 14 N | Michigan St. | 0 | 3 | | | 58 N | Indiana | 0 | 3 | 152 N | Denver | 0 | 3 |
| | | | | | | 63 A | FGCU | 0 | 3 | 158 H | Army West Point | 0 | 3 |
| | | | | | | 71 A | San Diego St. | 0 | 3 | 166 A | Fairfield | 0 | 3 |
| | | | | | | 78 N | James Madison | 1 | 3 | 166 H | Fairfield | 1 | 3 |
| | | | | | | | | | | 173 N | South Ala. | 1 | 3 |
| | | | | | | | | | | 186 N | Colgate | 0 | 3 |
| | | | | | | | | | | 214 A | Cornell | 1 | 3 |
| | | | | | | | | | | 250 A | Quinnipiac | 2 | 3 |
| | | | | | | | | | | 279 H | Rider | 3 | 1 |
| | | | | | | | | | | 280 H | Niagara | 3 | 2 |
| | | | | | | | | | | 294 A | Siena | 1 | 3 |
| | | | | | | | | | | 294 H | Siena | 3 | 0 |
| | | | | | | | | | | 300 A | Manhattan | 3 | 0 |
| | | | | | | | | | | 313 A | NJIT | 3 | 1 |
| | | | | | | | | | | 314 H | Canisius | 3 | 2 |
| | | | | | | | | | | 315 A | Iona | 3 | 1 |
| | | | | | | | | | | 333 H | Saint Peter's | 3 | 0 |
| LAST 10 GAMES | | | | | | | | | | | | | |
| 313 A | NJIT | 3 | 1 | 279 H | Rider | 3 | 1 | | | | | | |
| 294 A | Siena | 1 | 3 | 300 A | Manhattan | 3 | 0 | | | | | | |
| 166 A | Fairfield | 0 | 3 | 315 A | Iona | 3 | 1 | | | | | | |
| 250 A | Quinnipiac | 2 | 3 | 166 H | Fairfield | 1 | 3 | | | | | | |
| 333 H | Saint Peter's | 3 | 0 | 294 H | Siena | 3 | 0 | | | | | | |

Non-Div. I Games:

Marist

| Average RPI Win: 270 | | WON-LOST RECORD | | WINNING PCT. RANK | | LAST 10 GAMES | | STRENGTH OF SCHEDULE | | OPP. STRENGTH OF SCHEDULE | | TEAM RPI | | ADJ RPI | | CONF. RPI | | ADJ CONF. RPI | |
|----------------------|---|-----------------|--|-------------------|-----|----------------|--------------|----------------------|-------|---------------------------|---|--------------------|--|------------|--|-----------|--|---------------|--|
| DIV. I ONLY | | 5- 15 | | .25 285 | | 0- 10 | | 134 | | 120 | | 231 | | .45376 230 | | 8 | | 8 | |
| DIV. I NON-CONF. | | 5- 5 | | .5 166 | | 0- 0 | | 226 | | 269 | | 213 | | .46967 213 | | 6 | | 6 | |
| TOTALS | | RPI 1-25 | | RPI 26-50 | | W-L RECORDS | | RPI 51-100 | | RPI 101-150 | | RPI 150+ | | | | | | | |
| 5- 15 | | 0- 2 | | 0- 3 | | OVERALL | | 0- 2 | | 0- 4 | | 5- 4 | | | | | | | |
| 5- 7 | | 0- 1 | | 0- 1 | | HOME | | 0- 1 | | 0- 3 | | 5- 1 | | | | | | | |
| 0- 8 | | 0- 1 | | 0- 2 | | AWAY | | 0- 1 | | 0- 1 | | 0- 3 | | | | | | | |
| 0- 0 | | 0- 0 | | 0- 0 | | NEUTRAL | | 0- 0 | | 0- 0 | | 0- 0 | | | | | | | |
| 5- 5 | | 0- 0 | | 0- 0 | | NON-CONFERENCE | | 0- 1 | | 0- 2 | | 5- 2 | | | | | | | |
| 5- 4 | | 0- 0 | | 0- 0 | | HOME | | 0- 1 | | 0- 2 | | 5- 1 | | | | | | | |
| 0- 1 | | 0- 0 | | 0- 0 | | AWAY | | 0- 0 | | 0- 0 | | 0- 1 | | | | | | | |
| 0- 0 | | 0- 0 | | 0- 0 | | NEUTRAL | | 0- 0 | | 0- 0 | | 0- 0 | | | | | | | |
| 0- 10 | | 0- 2 | | 0- 3 | | CONFERENCE | | 0- 1 | | 0- 2 | | 0- 2 | | | | | | | |
| 0- 3 | | 0- 1 | | 0- 1 | | HOME | | 0- 0 | | 0- 1 | | 0- 0 | | | | | | | |
| 0- 7 | | 0- 1 | | 0- 2 | | AWAY | | 0- 1 | | 0- 1 | | 0- 2 | | | | | | | |
| 0- 0 | | 0- 0 | | 0- 0 | | NEUTRAL | | 0- 0 | | 0- 0 | | 0- 0 | | | | | | | |
| RPI | S | Opponent | | Score | RPI | S | Opponent | | Score | RPI | S | Opponent | | Score | | | | | |
| 9 | A | North Carolina | | 0 3 | 27 | A | Florida St. | | 0 3 | 80 | H | Northeastern | | 0 3 | | | | | |
| 9 | H | North Carolina | | 2 3 | 29 | H | Notre Dame | | 0 3 | 86 | A | North Carolina St. | | 1 3 | | | | | |
| | | | | | 43 | A | Georgia Tech | | 1 3 | | | | | | | | | | |
| | | | | | | | | | | | | | | | | | | | |
| | | | | | | | | | | | | | | | | | | | |
| | | | | | | | | | | | | | | | | | | | |
| | | | | | | | | | | | | | | | | | | | |
| | | | | | | | | | | | | | | | | | | | |
| | | | | | | | | | | | | | | | | | | | |
| | | | | | | | | | | | | | | | | | | | |
| | | | | | | | | | | | | | | | | | | | |
| | | | | | | | | | | | | | | | | | | | |
| | | | | | | | | | | | | | | | | | | | |
| | | | | | | | | | | | | | | | | | | | |
| | | | | | | | | | | | | | | | | | | | |
| | | | | | | | | | | | | | | | | | | | |
| | | | | | | | | | | | | | | | | | | | |
| | | | | | | | | | | | | | | | | | | | |
| | | | | | | | | | | | | | | | | | | | |
| | | | | | | | | | | | | | | | | | | | |
| | | | | | | | | | | | | | | | | | | | |
| | | | | | | | | | | | | | | | | | | | |
| | | | | | | | | | | | | | | | | | | | |
| | | | | | | | | | | | | | | | | | | | |
| | | | | | | | | | | | | | | | | | | | |
| | | | | | | | | | | | | | | | | | | | |
| | | | | | | | | | | | | | | | | | | | |
| | | | | | | | | | | | | | | | | | | | |
| | | | | | | | | | | | | | | | | | | | |
| | | | | | | | | | | | | | | | | | | | |
| | | | | | | | | | | | | | | | | | | | |
| | | | | | | | | | | | | | | | | | | | |
| | | | | | | | | | | | | | | | | | | | |
| | | | | | | | | | | | | | | | | | | | |
| | | | | | | | | | | | | | | | | | | | |
| | | | | | | | | | | | | | | | | | | | |
| | | | | | | | | | | | | | | | | | | | |
| | | | | | | | | | | | | | | | | | | | |
| | | | | | | | | | | | | | | | | | | | |
| | | | | | | | | | | | | | | | | | | | |
| | | | | | | | | | | | | | | | | | | | |
| | | | | | | | | | | | | | | | | | | | |
| | | | | | | | | | | | | | | | | | | | |
| | | | | | | | | | | | | | | | | | | | |
| | | | | | | | | | | | | | | | | | | | |
| | | | | | | | | | | | | | | | | | | | |
| | | | | | | | | | | | | | | | | | | | |
| | | | | | | | | | | | | | | | | | | | |
| | | | | | | | | | | | | | | | | | | | |
| | | | | | | | | | | | | | | | | | | | |
| | | | | | | | | | | | | | | | | | | | |
| | | | | | | | | | | | | | | | | | | | |
| | | | | | | | | | | | | | | | | | | | |
| | | | | | | | | | | | | | | | | | | | |
| | | | | | | | | | | | | | | | | | | | |
| | | | | | | | | | | | | | | | | | | | |
| | | | | | | | | | | | | | | | | | | | |
| | | | | | | | | | | | | | | | | | | | |
| | | | | | | | | | | | | | | | | | | | |
| | | | | | | | | | | | | | | | | | | | |
| | | | | | | | | | | | | | | | | | | | |
| | | | | | | | | | | | | | | | | | | | |

Non-Div. I Games:

Boston College

| Average RPI Win: 277 | | WON-LOST | WINNING | LAST 10 | STRENGTH OF | | OPP. STRENGTH | TEAM | ADJ | CONF. | ADJ CONF. |
|-----------------------|----------|----------|-----------|----------------|-------------|-------|----------------------|-------|-------------|----------------------|-----------|
| Average RPI Loss: 206 | | RECORD | PCT. RANK | GAMES | SCHEDULE | | OF SCHEDULE | RPI | RPI | RPI | RPI |
| DIV. I ONLY | | 12-9 | .57143 | 137 | 7-3 | | 301 | 292 | 232 | .45224 | 231 |
| DIV. I NON-CONF. | | 5-7 | .41667 | 212 | 0-1 | | 273 | 270 | 258 | .42784 | 260 |
| TOTALS | | RPI 1-25 | RPI 26-50 | | W-L RECORDS | | RPI 51-100 | | RPI 101-150 | | RPI 150+ |
| 12-9 | 0-0 | 0-0 | | OVERALL | | 0-1 | | 0-1 | | 12-7 | |
| 7-1 | 0-0 | 0-0 | | HOME | | 0-0 | | 0-0 | | 7-1 | |
| 3-4 | 0-0 | 0-0 | | AWAY | | 0-0 | | 0-0 | | 3-4 | |
| 2-4 | 0-0 | 0-0 | | NEUTRAL | | 0-1 | | 0-1 | | 2-2 | |
| 5-7 | 0-0 | 0-0 | | NON-CONFERENCE | | 0-1 | | 0-1 | | 5-5 | |
| 3-0 | 0-0 | 0-0 | | HOME | | 0-0 | | 0-0 | | 3-0 | |
| 0-3 | 0-0 | 0-0 | | AWAY | | 0-0 | | 0-0 | | 0-3 | |
| 2-4 | 0-0 | 0-0 | | NEUTRAL | | 0-1 | | 0-1 | | 2-2 | |
| 7-2 | 0-0 | 0-0 | | CONFERENCE | | 0-0 | | 0-0 | | 7-2 | |
| 4-1 | 0-0 | 0-0 | | HOME | | 0-0 | | 0-0 | | 4-1 | |
| 3-1 | 0-0 | 0-0 | | AWAY | | 0-0 | | 0-0 | | 3-1 | |
| 0-0 | 0-0 | 0-0 | | NEUTRAL | | 0-0 | | 0-0 | | 0-0 | |
| RPI S | Opponent | Score | RPI S | Opponent | Score | RPI S | Opponent | Score | RPI S | Opponent | Score |
| | | | | | | 73 N | New Mexico St. | 0 3 | 146 N | Rhode Island | 0 3 |
| | | | | | | | | | 158 N | Army West Point | 0 3 |
| | | | | | | | | | 182 H | Sacred Heart | 3 2 |
| | | | | | | | | | 205 N | Binghamton | 0 3 |
| | | | | | | | | | 225 H | Lehigh | 3 2 |
| | | | | | | | | | 238 A | LIU Brooklyn | 1 3 |
| | | | | | | | | | 242 A | Dartmouth | 2 3 |
| | | | | | | | | | 247 H | Bryant | 3 0 |
| | | | | | | | | | 249 A | Brown | 2 3 |
| | | | | | | | | | 253 A | Robert Morris | 3 2 |
| | | | | | | | | | 253 H | Robert Morris | 1 3 |
| | | | | | | | | | 257 H | Fordham | 3 1 |
| | | | | | | | | | 280 N | Niagara | 3 2 |
| | | | | | | | | | 286 A | Hartford | 2 3 |
| | | | | | | | | | 300 N | Manhattan | 3 1 |
| | | | | | | | | | 311 A | St. Francis Brooklyn | 79 61 |
| | | | | | | | | | 315 H | Iona | 3 1 |
| | | | | | | | | | 317 A | Saint Francis (PA) | 3 2 |
| | | | | | | | | | 317 H | Saint Francis (PA) | 3 0 |
| | | | | | | | | | 325 H | Fairleigh Dickinson | 3 1 |
| LAST 10 GAMES | | | | | | | | | | | |
| | | | | | | 317 H | Saint Francis (PA) | 3 0 | 325 H | Fairleigh Dickinson | 3 1 |
| | | | | | | 253 H | Robert Morris | 1 3 | 247 H | Bryant | 3 0 |
| | | | | | | 238 A | LIU Brooklyn | 1 3 | 317 A | Saint Francis (PA) | 3 2 |
| | | | | | | 311 A | St. Francis Brooklyn | 79 61 | 253 A | Robert Morris | 3 2 |
| | | | | | | 182 H | Sacred Heart | 3 2 | 205 N | Binghamton | 0 3 |

Non-Div. I Games:

Central Conn. St.

| Average RPI Win: 255 | | WON-LOST RECORD | | WINNING PCT. RANK | | LAST 10 GAMES | | STRENGTH OF SCHEDULE | | OPP. STRENGTH OF SCHEDULE | | TEAM RPI | | ADJ RPI | | CONF. RPI | | ADJ CONF. RPI | |
|-----------------------|---|------------------|--|-------------------|--|----------------|---|----------------------|--|---------------------------|--|---------------|---|------------------|--|-----------|--|---------------|--|
| Average RPI Loss: 116 | | | | | | | | | | | | | | | | | | | |
| DIV. I ONLY | | 7- 15 | | .31818 259 | | 5- 5 | | 174 | | 166 | | 234 | | .45167 232 | | 25 | | 25 | |
| DIV. I NON-CONF. | | 2- 11 | | .15385 300 | | 0- 1 | | 123 | | 86 | | 247 | | .43586 247 | | 24 | | 24 | |
| TOTALS | | RPI 1-25 | | RPI 26-50 | | W-L RECORDS | | RPI 51-100 | | RPI 101-150 | | RPI 150+ | | | | | | | |
| 7- 15 | | 0- 0 | | 0- 2 | | OVERALL | | 0- 5 | | 0- 4 | | 7- 4 | | | | | | | |
| 3- 3 | | 0- 0 | | 0- 0 | | HOME | | 0- 1 | | 0- 1 | | 3- 1 | | | | | | | |
| 3- 8 | | 0- 0 | | 0- 2 | | AWAY | | 0- 3 | | 0- 1 | | 3- 2 | | | | | | | |
| 1- 4 | | 0- 0 | | 0- 0 | | NEUTRAL | | 0- 1 | | 0- 2 | | 1- 1 | | | | | | | |
| 2- 11 | | 0- 0 | | 0- 2 | | NON-CONFERENCE | | 0- 4 | | 0- 4 | | 2- 1 | | | | | | | |
| 1- 2 | | 0- 0 | | 0- 0 | | HOME | | 0- 1 | | 0- 1 | | 1- 0 | | | | | | | |
| 0- 5 | | 0- 0 | | 0- 2 | | AWAY | | 0- 2 | | 0- 1 | | 0- 0 | | | | | | | |
| 1- 4 | | 0- 0 | | 0- 0 | | NEUTRAL | | 0- 1 | | 0- 2 | | 1- 1 | | | | | | | |
| 5- 4 | | 0- 0 | | 0- 0 | | CONFERENCE | | 0- 1 | | 0- 0 | | 5- 3 | | | | | | | |
| 2- 1 | | 0- 0 | | 0- 0 | | HOME | | 0- 0 | | 0- 0 | | 2- 1 | | | | | | | |
| 3- 3 | | 0- 0 | | 0- 0 | | AWAY | | 0- 1 | | 0- 0 | | 3- 2 | | | | | | | |
| 0- 0 | | 0- 0 | | 0- 0 | | NEUTRAL | | 0- 0 | | 0- 0 | | 0- 0 | | | | | | | |
| RPI | S | Opponent | | Score | | RPI | S | Opponent | | Score | | RPI | S | Opponent | | Score | | | |
| 49 | A | Iowa St. | | 0 3 | | 53 | A | UNI | | 0 3 | | 109 | N | Illinois St. | | 0 3 | | | |
| 50 | A | Colorado St. | | 0 3 | | 57 | N | Iowa | | 0 3 | | 119 | H | Texas Tech | | 2 3 | | | |
| | | | | | | 69 | H | Northern Ill. | | 1 3 | | 122 | A | Northern Colo. | | 2 3 | | | |
| | | | | | | 83 | A | Wyoming | | 0 3 | | 139 | N | St. Mary's (CA) | | 1 3 | | | |
| | | | | | | 84 | A | South Dakota | | 0 3 | | 152 | A | Denver | | 2 3 | | | |
| | | | | | | | | | | | | 153 | N | Northwestern | | 1 3 | | | |
| | | | | | | | | | | | | 167 | H | IUPUI | | 3 0 | | | |
| | | | | | | | | | | | | 224 | H | Fort Wayne | | 2 3 | | | |
| | | | | | | | | | | | | 244 | A | Oral Roberts | | 3 1 | | | |
| | | | | | | | | | | | | 244 | H | Oral Roberts | | 3 1 | | | |
| | | | | | | | | | | | | 261 | H | Bradley | | 3 0 | | | |
| | | | | | | | | | | | | 269 | N | Montana | | 3 0 | | | |
| | | | | | | | | | | | | 283 | A | Omaha | | 2 3 | | | |
| | | | | | | | | | | | | 298 | A | South Dakota St. | | 3 2 | | | |
| | | | | | | | | | | | | 303 | A | Western Ill. | | 3 1 | | | |
| LAST 10 GAMES | | | | | | LAST 10 GAMES | | | | | | LAST 10 GAMES | | | | | | | |
| 244 | A | Oral Roberts | | 3 1 | | 303 | A | Western Ill. | | 3 1 | | | | | | | | | |
| 283 | A | Omaha | | 2 3 | | 84 | A | South Dakota | | 0 3 | | | | | | | | | |
| 152 | A | Denver | | 2 3 | | 167 | H | IUPUI | | 3 0 | | | | | | | | | |
| 298 | A | South Dakota St. | | 3 2 | | 244 | H | Oral Roberts | | 3 1 | | | | | | | | | |
| 224 | H | Fort Wayne | | 2 3 | | 53 | A | UNI | | 0 3 | | | | | | | | | |

Non-Div. I Games:

North Dakota St.

| Average RPI Win: | 225 | WON-LOST RECORD | WINNING PCT. RANK | LAST 10 GAMES | STRENGTH OF SCHEDULE | OPP. STRENGTH OF SCHEDULE | TEAM RPI | ADJ RPI | CONF. RPI | ADJ CONF. RPI | | |
|-------------------|----------|-----------------|-------------------|----------------|----------------------|---------------------------|----------|-------------|-----------|--------------------|-------|----|
| Average RPI Loss: | 171 | | | | | | | | | | | |
| DIV. I ONLY | | 9- 14 | .3913 | 225 | 5- 5 | 226 | 200 | 235 | .45091 | 233 | 18 | 18 |
| DIV. I NON-CONF. | | 5- 9 | .35714 | 236 | 1- 0 | 218 | 193 | 241 | .44359 | 240 | 20 | 20 |
| <hr/> | | | | | | | | | | | | |
| TOTALS | RPI 1-25 | RPI 26-50 | | W-L RECORDS | | RPI 51-100 | | RPI 101-150 | | RPI 150+ | | |
| 9- 14 | 0- 0 | 0- 1 | | OVERALL | | 0- 3 | | 1- 0 | | 8- 10 | | |
| 5- 4 | 0- 0 | 0- 1 | | HOME | | 0- 1 | | 0- 0 | | 5- 2 | | |
| 4- 4 | 0- 0 | 0- 0 | | AWAY | | 0- 1 | | 1- 0 | | 3- 3 | | |
| 0- 6 | 0- 0 | 0- 0 | | NEUTRAL | | 0- 1 | | 0- 0 | | 0- 5 | | |
| 5- 9 | 0- 0 | 0- 0 | | NON-CONFERENCE | | 0- 2 | | 1- 0 | | 4- 7 | | |
| 3- 2 | 0- 0 | 0- 0 | | HOME | | 0- 0 | | 0- 0 | | 3- 2 | | |
| 2- 1 | 0- 0 | 0- 0 | | AWAY | | 0- 1 | | 1- 0 | | 1- 0 | | |
| 0- 6 | 0- 0 | 0- 0 | | NEUTRAL | | 0- 1 | | 0- 0 | | 0- 5 | | |
| 4- 5 | 0- 0 | 0- 1 | | CONFERENCE | | 0- 1 | | 0- 0 | | 4- 3 | | |
| 2- 2 | 0- 0 | 0- 1 | | HOME | | 0- 1 | | 0- 0 | | 2- 0 | | |
| 2- 3 | 0- 0 | 0- 0 | | AWAY | | 0- 0 | | 0- 0 | | 2- 3 | | |
| 0- 0 | 0- 0 | 0- 0 | | NEUTRAL | | 0- 0 | | 0- 0 | | 0- 0 | | |
| RPI | S | Opponent | Score | RPI | S | Opponent | Score | RPI | S | Opponent | Score | |
| | | | | 33 | H | Dayton | 0 3 | 68 | N | Col. of Charleston | 0 3 | |
| | | | | | | | | 81 | A | South Carolina | 0 3 | |
| | | | | | | | | 100 | H | Saint Louis | 0 3 | |
| | | | | | | | | 108 | A | UNCW | 3 0 | |
| | | | | | | | | 154 | N | Loyola Chicago | 2 3 | |
| | | | | | | | | 159 | A | VCU | 1 3 | |
| | | | | | | | | 170 | H | Liberty | 3 1 | |
| | | | | | | | | 172 | A | Duquesne | 2 3 | |
| | | | | | | | | 177 | H | Elon | 1 3 | |
| | | | | | | | | 199 | A | Wake Forest | 3 1 | |
| | | | | | | | | 200 | H | Furman | 3 0 | |
| | | | | | | | | 203 | N | William & Mary | 2 3 | |
| | | | | | | | | 234 | N | Jacksonville | 1 3 | |
| | | | | | | | | 236 | H | USC Upstate | 1 3 | |
| | | | | | | | | 241 | A | George Washington | 0 3 | |
| | | | | | | | | 241 | H | George Washington | 3 2 | |
| | | | | | | | | 252 | A | La Salle | 3 2 | |
| | | | | | | | | 262 | N | Winthrop | 0 3 | |
| | | | | | | | | 274 | H | Charlotte | 3 0 | |
| | | | | | | | | 275 | N | Gardner-Webb | 2 3 | |
| | | | | | | | | 292 | A | George Mason | 3 0 | |
| | | | | | | | | 292 | H | George Mason | 3 2 | |
| | | | | LAST 10 GAMES | | | | | | | | |
| | | | | 241 | A | George Washington | 0 3 | 292 | H | George Mason | 3 2 | |
| | | | | 292 | A | George Mason | 3 0 | 241 | H | George Washington | 3 2 | |
| | | | | 33 | H | Dayton | 0 3 | 172 | A | Duquesne | 2 3 | |
| | | | | 100 | H | Saint Louis | 0 3 | 252 | A | La Salle | 3 2 | |
| | | | | 274 | H | Charlotte | 3 0 | 159 | A | VCU | 1 3 | |

Non-Div. I Games:

Davidson

| Average RPI Win: 280 | | WON-LOST | WINNING | LAST 10 | STRENGTH OF | | OPP. STRENGTH | TEAM | ADJ | CONF. | ADJ CONF. | | |
|-----------------------|-----------------|----------|-----------|----------------|---------------|-------|---------------|-------|-----------------|--------|-----------|----|----|
| Average RPI Loss: 131 | | RECORD | PCT. RANK | GAMES | SCHEDULE | | OF SCHEDULE | RPI | RPI | RPI | RPI | | |
| DIV. I ONLY | | 6- 15 | .28571 | 271 | 3- 7 | | 143 | 207 | 236 | .45078 | 234 | 17 | 17 |
| DIV. I NON-CONF. | | 4- 9 | .30769 | 256 | 1- 1 | | 143 | 207 | 230 | .45364 | 230 | 18 | 18 |
| TOTALS | | RPI 1-25 | RPI 26-50 | | W-L RECORDS | | RPI 51-100 | | RPI 101-150 | | RPI 150+ | | |
| 6- 15 | 0- 1 | 0- 1 | | OVERALL | | 0- 4 | | 0- 4 | | 6- 5 | | | |
| 1- 5 | 0- 0 | 0- 0 | | HOME | | 0- 1 | | 0- 2 | | 1- 2 | | | |
| 3- 6 | 0- 1 | 0- 0 | | AWAY | | 0- 2 | | 0- 2 | | 3- 1 | | | |
| 2- 4 | 0- 0 | 0- 1 | | NEUTRAL | | 0- 1 | | 0- 0 | | 2- 2 | | | |
| 4- 9 | 0- 1 | 0- 1 | | NON-CONFERENCE | | 0- 2 | | 0- 1 | | 4- 4 | | | |
| 1- 2 | 0- 0 | 0- 0 | | HOME | | 0- 0 | | 0- 0 | | 1- 2 | | | |
| 1- 3 | 0- 1 | 0- 0 | | AWAY | | 0- 1 | | 0- 1 | | 1- 0 | | | |
| 2- 4 | 0- 0 | 0- 1 | | NEUTRAL | | 0- 1 | | 0- 0 | | 2- 2 | | | |
| 2- 6 | 0- 0 | 0- 0 | | CONFERENCE | | 0- 2 | | 0- 3 | | 2- 1 | | | |
| 0- 3 | 0- 0 | 0- 0 | | HOME | | 0- 1 | | 0- 2 | | 0- 0 | | | |
| 2- 3 | 0- 0 | 0- 0 | | AWAY | | 0- 1 | | 0- 1 | | 2- 1 | | | |
| 0- 0 | 0- 0 | 0- 0 | | NEUTRAL | | 0- 0 | | 0- 0 | | 0- 0 | | | |
| RPI S | Opponent | Score | | RPI S | Opponent | Score | | RPI S | Opponent | Score | | | |
| 8 A | Florida | 0 3 | | 45 N | Miami (OH) | 0 3 | | 63 A | FGCU | 0 3 | | | |
| | | | | | | | | 74 H | Lipscomb | 0 3 | | | |
| | | | | | | | | 92 A | Auburn | 0 3 | | | |
| | | | | | | | | 99 N | Marshall | 0 3 | | | |
| | | | | | | | | 108 A | UNCW | 1 3 | | | |
| | | | | | | | | 111 H | Kennesaw St. | 2 3 | | | |
| | | | | | | | | 134 A | North Florida | 1 3 | | | |
| | | | | | | | | 134 H | North Florida | 2 3 | | | |
| | | | | | | | | 168 H | Ill.-Chicago | 0 3 | | | |
| | | | | | | | | 178 N | Memphis | 0 3 | | | |
| | | | | | | | | 233 N | Davidson | 3 1 | | | |
| | | | | | | | | 236 A | USC Upstate | 0 3 | | | |
| | | | | | | | | 243 N | Florida A&M | 0 3 | | | |
| | | | | | | | | 262 N | Winthrop | 3 1 | | | |
| | | | | | | | | 274 H | Charlotte | 1 3 | | | |
| | | | | | | | | 285 A | Stetson | 3 1 | | | |
| | | | | | | | | 290 A | Bethune-Cookman | 3 1 | | | |
| | | | | | | | | 297 H | Presbyterian | 3 0 | | | |
| | | | | | | | | 313 A | NJIT | 3 1 | | | |
| LAST 10 GAMES | | | | | | | | | | | | | |
| 134 A | North Florida | 1 3 | | 313 A | NJIT | 3 1 | | 74 H | Lipscomb | 0 3 | | | |
| 290 A | Bethune-Cookman | 3 1 | | 74 H | Lipscomb | 0 3 | | 111 H | Kennesaw St. | 2 3 | | | |
| 285 A | Stetson | 3 1 | | 111 H | Kennesaw St. | 2 3 | | 134 H | North Florida | 2 3 | | | |
| 63 A | FGCU | 0 3 | | 134 H | North Florida | 2 3 | | 243 N | Florida A&M | 0 3 | | | |
| 236 A | USC Upstate | 0 3 | | 243 N | Florida A&M | 0 3 | | | | | | | |

Non-Div. I Games:

Jacksonville

| Average RPI Win: 264 | | WON-LOST | WINNING | LAST 10 | STRENGTH OF | | OPP. STRENGTH | TEAM | ADJ | CONF. | ADJ CONF. |
|-----------------------|----------|----------|-----------|-----------------|-------------|-------|---------------|-------|-------------|--------------------|-----------|
| Average RPI Loss: 146 | | RECORD | PCT. RANK | GAMES | SCHEDULE | | OF SCHEDULE | RPI | RPI | RPI | RPI |
| DIV. I ONLY | | 9- 12 | .42857 | 205 | 5- 4 | | 251 | 223 | 239 | .45017 | 235 |
| DIV. I NON-CONF. | | 4- 7 | .36364 | 233 | 0- 0 | | 224 | 227 | 242 | .44086 | 242 |
| TOTALS | | RPI 1-25 | RPI 26-50 | | W-L RECORDS | | RPI 51-100 | | RPI 101-150 | | RPI 150+ |
| 9- 12 | 0- 0 | 0- 2 | | OVERALL | | 0- 2 | | 0- 2 | | 9- 6 | |
| 5- 3 | 0- 0 | 0- 1 | | HOME | | 0- 1 | | 0- 0 | | 5- 1 | |
| 1- 6 | 0- 0 | 0- 1 | | AWAY | | 0- 1 | | 0- 0 | | 1- 4 | |
| 3- 3 | 0- 0 | 0- 0 | | NEUTRAL | | 0- 0 | | 0- 2 | | 3- 1 | |
| 4- 7 | 0- 0 | 0- 1 | | NON-CONFERENCE | | 0- 1 | | 0- 2 | | 4- 3 | |
| 1- 1 | 0- 0 | 0- 0 | | HOME | | 0- 0 | | 0- 0 | | 1- 1 | |
| 0- 3 | 0- 0 | 0- 1 | | AWAY | | 0- 1 | | 0- 0 | | 0- 1 | |
| 3- 3 | 0- 0 | 0- 0 | | NEUTRAL | | 0- 0 | | 0- 2 | | 3- 1 | |
| 5- 5 | 0- 0 | 0- 1 | | CONFERENCE | | 0- 1 | | 0- 0 | | 5- 3 | |
| 4- 2 | 0- 0 | 0- 1 | | HOME | | 0- 1 | | 0- 0 | | 4- 0 | |
| 1- 3 | 0- 0 | 0- 0 | | AWAY | | 0- 0 | | 0- 0 | | 1- 3 | |
| 0- 0 | 0- 0 | 0- 0 | | NEUTRAL | | 0- 0 | | 0- 0 | | 0- 0 | |
| RPI S | Opponent | Score | RPI S | Opponent | Score | RPI S | Opponent | Score | RPI S | Opponent | Score |
| | | | 38 H | Coastal Caro. | 0 3 | 72 H | Texas St. | 2 3 | 111 N | Kennesaw St. | 1 3 |
| | | | 43 A | Georgia Tech | 0 3 | 78 A | James Madison | 1 3 | 141 N | Georgia | 0 3 |
| | | | | | | | | | 160 H | East Carolina | 1 3 |
| | | | | | | | | | 173 A | South Ala. | 0 3 |
| | | | | | | | | | 173 H | South Ala. | 3 1 |
| | | | | | | | | | 174 A | Belmont | 0 3 |
| | | | | | | | | | 180 H | UT Arlington | 3 2 |
| | | | | | | | | | 194 N | Mercer | 0 3 |
| | | | | | | | | | 203 N | William & Mary | 3 0 |
| | | | | | | | | | 276 N | Holy Cross | 3 0 |
| | | | | | | | | | 281 A | La.-Monroe | 1 3 |
| | | | | | | | | | 282 A | UL Lafayette | 0 3 |
| | | | | | | | | | 293 A | Troy | 3 1 |
| | | | | | | | | | 293 H | Troy | 3 2 |
| | | | | | | | | | 295 H | Appalachian St. | 3 2 |
| | | | | | | | | | 327 N | N.C. Central | 3 0 |
| | | | | | | | | | 332 H | South Carolina St. | 3 0 |
| LAST 10 GAMES | | | | | | | | | | | |
| | | | 180 H | UT Arlington | 3 2 | 38 H | Coastal Caro. | 0 3 | | | |
| | | | 72 H | Texas St. | 2 3 | 173 H | South Ala. | 3 1 | | | |
| | | | 293 A | Troy | 3 1 | 293 H | Troy | 3 2 | | | |
| | | | 173 A | South Ala. | 0 3 | 281 A | La.-Monroe | 1 3 | | | |
| | | | 295 H | Appalachian St. | 3 2 | 282 A | UL Lafayette | 0 3 | | | |

Non-Div. I Games:

Georgia St.

| Average RPI Win: 266 | | WON-LOST | WINNING | LAST 10 | STRENGTH OF | | OPP. STRENGTH | TEAM | ADJ | | CONF. | ADJ CONF. | |
|-----------------------|----------|----------|-----------|----------------|-------------|-------|---------------|-------|-------------|---------------------|----------|-----------|----|
| Average RPI Loss: 163 | | RECORD | PCT. RANK | GAMES | SCHEDULE | | OF SCHEDULE | RPI | RPI | | RPI | RPI | |
| DIV. I ONLY | | 10- 14 | .41667 | 210 | 5- 5 | | 222 | 264 | 233 | .45008 | 236 | 17 | 17 |
| DIV. I NON-CONF. | | 7- 9 | .4375 | 204 | 2- 0 | | 225 | 277 | 231 | .45157 | 232 | 18 | 18 |
| TOTALS | | RPI 1-25 | RPI 26-50 | | W-L RECORDS | | RPI 51-100 | | RPI 101-150 | | RPI 150+ | | |
| 10- 14 | 0- 0 | 0- 0 | | OVERALL | | 0- 3 | | 0- 5 | | 10- 6 | | | |
| 4- 2 | 0- 0 | 0- 0 | | HOME | | 0- 0 | | 0- 1 | | 4- 1 | | | |
| 3- 7 | 0- 0 | 0- 0 | | AWAY | | 0- 2 | | 0- 2 | | 3- 3 | | | |
| 3- 5 | 0- 0 | 0- 0 | | NEUTRAL | | 0- 1 | | 0- 2 | | 3- 2 | | | |
| 7- 9 | 0- 0 | 0- 0 | | NON-CONFERENCE | | 0- 1 | | 0- 3 | | 7- 5 | | | |
| 2- 1 | 0- 0 | 0- 0 | | HOME | | 0- 0 | | 0- 0 | | 2- 1 | | | |
| 2- 3 | 0- 0 | 0- 0 | | AWAY | | 0- 0 | | 0- 1 | | 2- 2 | | | |
| 3- 5 | 0- 0 | 0- 0 | | NEUTRAL | | 0- 1 | | 0- 2 | | 3- 2 | | | |
| 3- 5 | 0- 0 | 0- 0 | | CONFERENCE | | 0- 2 | | 0- 2 | | 3- 1 | | | |
| 2- 1 | 0- 0 | 0- 0 | | HOME | | 0- 0 | | 0- 1 | | 2- 0 | | | |
| 1- 4 | 0- 0 | 0- 0 | | AWAY | | 0- 2 | | 0- 1 | | 1- 1 | | | |
| 0- 0 | 0- 0 | 0- 0 | | NEUTRAL | | 0- 0 | | 0- 0 | | 0- 0 | | | |
| RPI S | Opponent | Score | RPI S | Opponent | Score | RPI S | Opponent | Score | RPI S | Opponent | Score | | |
| | | | | | | 63 A | FGCU | 0 3 | 111 A | Kennesaw St. | 0 3 | | |
| | | | | | | 74 A | Lipscomb | 1 3 | 112 A | ETSU | 0 3 | | |
| | | | | | | 87 N | Towson | 2 3 | 112 N | ETSU | 1 3 | | |
| | | | | | | | | | 134 H | North Florida | 0 3 | | |
| | | | | | | | | | 140 N | Austin Peay | 2 3 | | |
| | | | | | | | | | 170 A | Liberty | 0 3 | | |
| | | | | | | | | | 170 N | Liberty | 3 2 | | |
| | | | | | | | | | 194 A | Mercer | 1 3 | | |
| | | | | | | | | | 200 N | Furman | 0 3 | | |
| | | | | | | | | | 220 A | Wofford | 3 2 | | |
| | | | | | | | | | 233 A | Davidson | 3 1 | | |
| | | | | | | | | | 234 H | Jacksonville | 3 0 | | |
| | | | | | | | | | 274 H | Charlotte | 3 2 | | |
| | | | | | | | | | 275 H | Gardner-Webb | 2 3 | | |
| | | | | | | | | | 285 A | Stetson | 3 2 | | |
| | | | | | | | | | 293 N | Troy | 2 3 | | |
| | | | | | | | | | 297 H | Presbyterian | 3 2 | | |
| | | | | | | | | | 308 N | Hampton | 3 0 | | |
| | | | | | | | | | 313 A | NJIT | 1 3 | | |
| | | | | | | | | | 313 H | NJIT | 3 2 | | |
| | | | | | | | | | 325 N | Fairleigh Dickinson | 3 1 | | |
| LAST 10 GAMES | | | | | | | | | | | | | |
| | | | | | | 313 A | NJIT | 1 3 | 63 A | FGCU | 0 3 | | |
| | | | | | | 74 A | Lipscomb | 1 3 | 285 A | Stetson | 3 2 | | |
| | | | | | | 111 A | Kennesaw St. | 0 3 | 297 H | Presbyterian | 3 2 | | |
| | | | | | | 234 H | Jacksonville | 3 0 | 313 H | NJIT | 3 2 | | |
| | | | | | | 134 H | North Florida | 0 3 | 220 A | Wofford | 3 2 | | |

Non-Div. I Games: Limestone 3 0

USC Upstate

| Average RPI Win: 274 | | WON-LOST RECORD | | WINNING PCT. RANK | | LAST 10 GAMES | | STRENGTH OF SCHEDULE | | OPP. STRENGTH OF SCHEDULE | | TEAM RPI | | ADJ RPI | | CONF. RPI | | ADJ CONF. RPI | | | | | |
|----------------------|---|-----------------|--|-------------------|--|----------------|---|----------------------|--|---------------------------|--|--------------------|---|-------------------------|--|-----------|--|---------------|--|--|--|--|--|
| DIV. I ONLY | | 9- 14 | | .3913 225 | | 0- 10 | | 220 | | 195 | | 230 | | .44987 237 | | 7 7 | | | | | | | |
| DIV. I NON-CONF. | | 9- 4 | | .69231 75 | | 0- 0 | | 315 | | 297 | | 215 | | .46372 219 | | 8 8 | | | | | | | |
| TOTALS | | RPI 1-25 | | RPI 26-50 | | W-L RECORDS | | RPI 51-100 | | RPI 101-150 | | RPI 150+ | | | | | | | | | | | |
| 9- 14 | | 0- 2 | | 0- 1 | | OVERALL | | 0- 2 | | 0- 5 | | 9- 4 | | | | | | | | | | | |
| 3- 9 | | 0- 1 | | 0- 1 | | HOME | | 0- 2 | | 0- 3 | | 3- 2 | | | | | | | | | | | |
| 2- 4 | | 0- 1 | | 0- 0 | | AWAY | | 0- 0 | | 0- 2 | | 2- 1 | | | | | | | | | | | |
| 4- 1 | | 0- 0 | | 0- 0 | | NEUTRAL | | 0- 0 | | 0- 0 | | 4- 1 | | | | | | | | | | | |
| 9- 4 | | 0- 0 | | 0- 0 | | NON-CONFERENCE | | 0- 0 | | 0- 1 | | 9- 3 | | | | | | | | | | | |
| 3- 3 | | 0- 0 | | 0- 0 | | HOME | | 0- 0 | | 0- 1 | | 3- 2 | | | | | | | | | | | |
| 2- 0 | | 0- 0 | | 0- 0 | | AWAY | | 0- 0 | | 0- 0 | | 2- 0 | | | | | | | | | | | |
| 4- 1 | | 0- 0 | | 0- 0 | | NEUTRAL | | 0- 0 | | 0- 0 | | 4- 1 | | | | | | | | | | | |
| 0- 10 | | 0- 2 | | 0- 1 | | CONFERENCE | | 0- 2 | | 0- 4 | | 0- 1 | | | | | | | | | | | |
| 0- 6 | | 0- 1 | | 0- 1 | | HOME | | 0- 2 | | 0- 2 | | 0- 0 | | | | | | | | | | | |
| 0- 4 | | 0- 1 | | 0- 0 | | AWAY | | 0- 0 | | 0- 2 | | 0- 1 | | | | | | | | | | | |
| 0- 0 | | 0- 0 | | 0- 0 | | NEUTRAL | | 0- 0 | | 0- 0 | | 0- 0 | | | | | | | | | | | |
| RPI | S | Opponent | | Score | | RPI | S | Opponent | | Score | | RPI | S | Opponent | | Score | | | | | | | |
| 25 | A | UNLV | | 0 3 | | 37 | H | Boise St. | | 0 3 | | 71 | H | San Diego St. | | 0 3 | | | | | | | |
| 25 | H | UNLV | | 0 3 | | | | | | | | 94 | H | Nevada | | 1 3 | | | | | | | |
| | | | | | | | | | | | | | | 113 A Fresno St. | | 2 3 | | | | | | | |
| | | | | | | | | | | | | | | 122 H Northern Colo. | | 0 3 | | | | | | | |
| | | | | | | | | | | | | | | 130 H Utah St. | | 1 3 | | | | | | | |
| | | | | | | | | | | | | | | 148 A New Mexico | | 0 3 | | | | | | | |
| | | | | | | | | | | | | | | 148 H New Mexico | | 0 3 | | | | | | | |
| | | | | | | | | | | | | | | 176 A San Jose St. | | 0 3 | | | | | | | |
| | | | | | | | | | | | | | | 181 N Weber St. | | 0 3 | | | | | | | |
| | | | | | | | | | | | | | | 186 N Colgate | | 3 2 | | | | | | | |
| | | | | | | | | | | | | | | 222 H Georgetown | | 0 3 | | | | | | | |
| | | | | | | | | | | | | | | 226 H Montana St. | | 3 2 | | | | | | | |
| | | | | | | | | | | | | | | 278 A Cal St. Fullerton | | 3 1 | | | | | | | |
| | | | | | | | | | | | | | | 282 A UL Lafayette | | 3 2 | | | | | | | |
| | | | | | | | | | | | | | | 284 H Jacksonville St. | | 3 2 | | | | | | | |
| | | | | | | | | | | | | | | 288 N The Citadel | | 3 1 | | | | | | | |
| | | | | | | | | | | | | | | 289 H Southern Utah | | 3 1 | | | | | | | |
| | | | | | | | | | | | | | | 291 H Grand Canyon | | 2 3 | | | | | | | |
| | | | | | | | | | | | | | | 316 N Nicholls St. | | 3 1 | | | | | | | |
| | | | | | | | | | | | | | | 319 N Alabama A&M | | 3 1 | | | | | | | |
| LAST 10 GAMES | | | | | | | | | | | | | | | | | | | | | | | |
| 148 H New Mexico | | | | | | 0 3 | | | | | | 37 H Boise St. | | | | | | 0 3 | | | | | |
| 25 H UNLV | | | | | | 0 3 | | | | | | 71 H San Diego St. | | | | | | 0 3 | | | | | |
| 176 A San Jose St. | | | | | | 0 3 | | | | | | 94 H Nevada | | | | | | 1 3 | | | | | |
| 113 A Fresno St. | | | | | | 2 3 | | | | | | 25 A UNLV | | | | | | 0 3 | | | | | |
| 130 H Utah St. | | | | | | 1 3 | | | | | | 148 A New Mexico | | | | | | 0 3 | | | | | |

| | | | | | | | | | | | | | |
|-------------------|----------|-----------|-----------|---------------------------|-------------|---------------|------------|----------------------------|----------|-----------|----------------------|---|---|
| Average RPI Win: | 296 | WON-LOST | WINNING | LAST 10 | STRENGTH OF | OPP. STRENGTH | TEAM | ADJ | CONF. | ADJ CONF. | | | |
| Average RPI Loss: | 134 | RECORD | PCT. RANK | GAMES | SCHEDULE | OF SCHEDULE | RPI | RPI | RPI | RPI | | | |
| DIV. I ONLY | 9- 13 | .40909 | 214 | 7- 3 | 232 | 245 | 240 | .44965 | 238 | 29 | 29 | | |
| DIV. I NON-CONF. | 3- 10 | .23077 | 281 | 1- 0 | 161 | 117 | 249 | .43556 | 249 | 29 | 29 | | |
| <hr/> | | | | | | | | | | | | | |
| TOTALS | RPI 1-25 | RPI 26-50 | | W-L RECORDS | | RPI 51-100 | | RPI 101-150 | | RPI 150+ | | | |
| 9- 13 | 0- 3 | 0- 0 | | OVERALL | | 0- 2 | | 0- 1 | | 9- 7 | | | |
| 5- 3 | 0- 1 | 0- 0 | | HOME | | 0- 0 | | 0- 0 | | 5- 2 | | | |
| 3- 6 | 0- 1 | 0- 0 | | AWAY | | 0- 1 | | 0- 0 | | 3- 4 | | | |
| 1- 4 | 0- 1 | 0- 0 | | NEUTRAL | | 0- 1 | | 0- 1 | | 1- 1 | | | |
| <hr/> | | | | | | | | | | | | | |
| 3- 10 | 0- 3 | 0- 0 | | NON-CONFERENCE | | 0- 2 | | 0- 1 | | 3- 4 | | | |
| 2- 2 | 0- 1 | 0- 0 | | HOME | | 0- 0 | | 0- 0 | | 2- 1 | | | |
| 0- 4 | 0- 1 | 0- 0 | | AWAY | | 0- 1 | | 0- 0 | | 0- 2 | | | |
| 1- 4 | 0- 1 | 0- 0 | | NEUTRAL | | 0- 1 | | 0- 1 | | 1- 1 | | | |
| <hr/> | | | | | | | | | | | | | |
| 6- 3 | 0- 0 | 0- 0 | | CONFERENCE | | 0- 0 | | 0- 0 | | 6- 3 | | | |
| 3- 1 | 0- 0 | 0- 0 | | HOME | | 0- 0 | | 0- 0 | | 3- 1 | | | |
| 3- 2 | 0- 0 | 0- 0 | | AWAY | | 0- 0 | | 0- 0 | | 3- 2 | | | |
| 0- 0 | 0- 0 | 0- 0 | | NEUTRAL | | 0- 0 | | 0- 0 | | 0- 0 | | | |
| <hr/> | | | | | | | | | | | | | |
| RPI S | Opponent | Score | | RPI S | Opponent | Score | | RPI S | Opponent | Score | | | |
| 8 H | Florida | 0 | 3 | | | 83 N | Wyoming | 0 | 3 | 113 N | Fresno St. | 2 | 3 |
| 11 N | BYU | 0 | 3 | | | 88 A | South Fla. | 0 | 3 | 152 H | Denver | 0 | 3 |
| 24 A | Ohio St. | 0 | 3 | | | | | | | 182 A | Sacred Heart | 0 | 3 |
| | | | | | | | | | | 182 H | Sacred Heart | 1 | 3 |
| | | | | | | | | | | 188 N | Wright St. | 1 | 3 |
| | | | | | | | | | | 230 A | Boston College | 1 | 3 |
| | | | | | | | | | | 230 A | Boston College | 0 | 3 |
| | | | | | | | | | | 231 H | Central Conn. St. | 3 | 1 |
| | | | | | | | | | | 247 H | Bryant | 3 | 1 |
| | | | | | | | | | | 253 A | Robert Morris | 0 | 3 |
| | | | | | | | | | | 285 N | Stetson | 3 | 1 |
| | | | | | | | | | | 311 A | St. Francis Brooklyn | 3 | 1 |
| | | | | | | | | | | 313 H | NJIT | 3 | 0 |
| | | | | | | | | | | 313 H | NJIT | 3 | 1 |
| | | | | | | | | | | 317 A | Saint Francis (PA) | 3 | 2 |
| | | | | | | | | | | 325 A | Fairleigh Dickinson | 3 | 0 |
| | | | | | | | | | | 325 H | Fairleigh Dickinson | 3 | 0 |
| | | | | LAST 10 GAMES | | | | | | | | | |
| | | | | 182 A Sacred Heart | | 0 | 3 | 317 A Saint Francis (PA) | | 3 | 2 | | |
| | | | | 325 A Fairleigh Dickinson | | 3 | 0 | 311 A St. Francis Brooklyn | | 3 | 1 | | |
| | | | | 231 H Central Conn. St. | | 3 | 1 | 182 H Sacred Heart | | 1 | 3 | | |
| | | | | 247 H Bryant | | 3 | 1 | 325 H Fairleigh Dickinson | | 3 | 0 | | |
| | | | | 253 A Robert Morris | | 0 | 3 | 285 N Stetson | | 3 | 1 | | |

Non-Div. I Games:

LIU Brooklyn

| Average RPI Win: 277 | | WON-LOST | WINNING | LAST 10 | STRENGTH OF | | OPP. STRENGTH | TEAM | ADJ | CONF. | ADJ CONF. |
|-----------------------|----------|----------|-----------|------------------|-------------|-------|--------------------|--------------------|-------------|-------------------|-----------|
| Average RPI Loss: 151 | | RECORD | PCT. RANK | GAMES | SCHEDULE | | OF SCHEDULE | RPI | RPI | RPI | RPI |
| DIV. I ONLY | | 11- 15 | .42308 | 207 | 5- 5 | | 238 | 250 | 237 | .44935 | 239 |
| DIV. I NON-CONF. | | 5- 10 | .33333 | 243 | 0- 0 | | 165 | 218 | 232 | .45113 | 233 |
| TOTALS | | RPI 1-25 | RPI 26-50 | | W-L RECORDS | | RPI 51-100 | | RPI 101-150 | | RPI 150+ |
| 11- 15 | 0- 0 | 0- 1 | | OVERALL | | 0- 5 | | 0- 2 | | 11- 7 | |
| 3- 2 | 0- 0 | 0- 0 | | HOME | | 0- 1 | | 0- 0 | | 3- 1 | |
| 6- 6 | 0- 0 | 0- 0 | | AWAY | | 0- 2 | | 0- 1 | | 6- 3 | |
| 2- 7 | 0- 0 | 0- 1 | | NEUTRAL | | 0- 2 | | 0- 1 | | 2- 3 | |
| 5- 10 | 0- 0 | 0- 1 | | NON-CONFERENCE | | 0- 4 | | 0- 2 | | 5- 3 | |
| 1- 0 | 0- 0 | 0- 0 | | HOME | | 0- 0 | | 0- 0 | | 1- 0 | |
| 2- 3 | 0- 0 | 0- 0 | | AWAY | | 0- 2 | | 0- 1 | | 2- 0 | |
| 2- 7 | 0- 0 | 0- 1 | | NEUTRAL | | 0- 2 | | 0- 1 | | 2- 3 | |
| 6- 5 | 0- 0 | 0- 0 | | CONFERENCE | | 0- 1 | | 0- 0 | | 6- 4 | |
| 2- 2 | 0- 0 | 0- 0 | | HOME | | 0- 1 | | 0- 0 | | 2- 1 | |
| 4- 3 | 0- 0 | 0- 0 | | AWAY | | 0- 0 | | 0- 0 | | 4- 3 | |
| 0- 0 | 0- 0 | 0- 0 | | NEUTRAL | | 0- 0 | | 0- 0 | | 0- 0 | |
| RPI S | Opponent | Score | RPI S | Opponent | Score | RPI S | Opponent | Score | RPI S | Opponent | Score |
| | | | 37 N | Boise St. | 0 3 | 52 A | Alabama | 1 3 | 117 N | Southern Miss. | 0 3 |
| | | | | | | 66 H | A&M-Corpus Christi | 0 3 | 150 A | Samford | 0 3 |
| | | | | | | 77 N | Arkansas St. | 0 3 | 161 A | Sam Houston St. | 2 3 |
| | | | | | | 79 A | Tulsa | 1 3 | 162 A | SFA | 0 3 |
| | | | | | | 86 N | North Carolina St. | 0 3 | 197 A | Houston Baptist | 1 3 |
| | | | | | | | | | 225 N | Lehigh | 3 1 |
| | | | | | | | | | 244 N | Oral Roberts | 2 3 |
| | | | | | | | | | 248 H | Incarnate Word | 3 1 |
| | | | | | | | | | 255 A | Central Ark. | 3 0 |
| | | | | | | | | | 263 N | Tennessee Tech | 0 3 |
| | | | | | | | | | 265 A | Lamar University | 3 2 |
| | | | | | | | | | 272 N | Louisiana Tech | 1 3 |
| | | | | | | | | | 273 A | McNeese | 3 0 |
| | | | | | | | | | 281 H | La.-Monroe | 3 1 |
| | | | | | | | | | 282 A | UL Lafayette | 3 2 |
| | | | | | | | | | 287 A | UAB | 3 0 |
| | | | | | | | | | 299 N | Southeast Mo. St. | 3 1 |
| | | | | | | | | | 305 H | Southeastern La. | 2 3 |
| | | | | | | | | | 316 A | Nicholls St. | 3 1 |
| | | | | | | | | | 318 H | New Orleans | 3 0 |
| LAST 10 GAMES | | | | | | | | | | | |
| | | | 162 A | SFA | 0 3 | | 197 A | Houston Baptist | 1 3 | | |
| | | | 161 A | Sam Houston St. | 2 3 | | 248 H | Incarnate Word | 3 1 | | |
| | | | 305 H | Southeastern La. | 2 3 | | 66 H | A&M-Corpus Christi | 0 3 | | |
| | | | 318 H | New Orleans | 3 0 | | 255 A | Central Ark. | 3 0 | | |
| | | | 265 A | Lamar University | 3 2 | | 316 A | Nicholls St. | 3 1 | | |

Non-Div. I Games:

Northwestern St.

| Average RPI Win: 259 | | WON-LOST RECORD | | WINNING PCT. RANK | | LAST 10 GAMES | | STRENGTH OF SCHEDULE | | OPP. STRENGTH OF SCHEDULE | | TEAM RPI | | ADJ RPI | | CONF. RPI | | ADJ CONF. RPI | |
|-----------------------|---|--------------------|--|-------------------|---|----------------|---|----------------------|--|---------------------------|---|----------|---|---------------|--|-----------|---|---------------|--|
| Average RPI Loss: 135 | | | | | | | | | | | | | | | | | | | |
| DIV. I ONLY | | 6- 16 | | .27273 276 | | 4- 6 | | 138 | | 205 | | 238 | | .44932 240 | | 23 | | 23 | |
| DIV. I NON-CONF. | | 4- 11 | | .26667 274 | | 2- 1 | | 121 | | 163 | | 227 | | .45615 226 | | 23 | | 23 | |
| TOTALS | | RPI 1-25 | | RPI 26-50 | | W-L RECORDS | | RPI 51-100 | | RPI 101-150 | | RPI 150+ | | | | | | | |
| 6- 16 | | 0- 0 | | 0- 1 | | OVERALL | | 0- 5 | | 0- 4 | | 6- 6 | | | | | | | |
| 4- 3 | | 0- 0 | | 0- 0 | | HOME | | 0- 1 | | 0- 1 | | 4- 1 | | | | | | | |
| 1- 8 | | 0- 0 | | 0- 0 | | AWAY | | 0- 2 | | 0- 2 | | 1- 4 | | | | | | | |
| 1- 5 | | 0- 0 | | 0- 1 | | NEUTRAL | | 0- 2 | | 0- 1 | | 1- 1 | | | | | | | |
| 4- 11 | | 0- 0 | | 0- 1 | | NON-CONFERENCE | | 0- 4 | | 0- 4 | | 4- 2 | | | | | | | |
| 3- 1 | | 0- 0 | | 0- 0 | | HOME | | 0- 0 | | 0- 1 | | 3- 0 | | | | | | | |
| 0- 5 | | 0- 0 | | 0- 0 | | AWAY | | 0- 2 | | 0- 2 | | 0- 1 | | | | | | | |
| 1- 5 | | 0- 0 | | 0- 1 | | NEUTRAL | | 0- 2 | | 0- 1 | | 1- 1 | | | | | | | |
| 2- 5 | | 0- 0 | | 0- 0 | | CONFERENCE | | 0- 1 | | 0- 0 | | 2- 4 | | | | | | | |
| 1- 2 | | 0- 0 | | 0- 0 | | HOME | | 0- 1 | | 0- 0 | | 1- 1 | | | | | | | |
| 1- 3 | | 0- 0 | | 0- 0 | | AWAY | | 0- 0 | | 0- 0 | | 1- 3 | | | | | | | |
| 0- 0 | | 0- 0 | | 0- 0 | | NEUTRAL | | 0- 0 | | 0- 0 | | 0- 0 | | | | | | | |
| RPI | S | Opponent | | Score | | RPI | S | Opponent | | Score | | RPI | S | Opponent | | Score | | | |
| 29 | N | Notre Dame | | 0 | 3 | 60 | A | UCF | | 0 | 3 | 106 | N | Santa Clara | | 0 | 3 | | |
| | | | | | | 67 | A | Hofstra | | 0 | 3 | 131 | A | Louisville | | 1 | 3 | | |
| | | | | | | 71 | N | San Diego St. | | 2 | 3 | 135 | H | American | | 1 | 3 | | |
| | | | | | | 92 | N | Auburn | | 0 | 3 | 146 | A | Rhode Island | | 0 | 3 | | |
| | | | | | | 98 | H | Albany (NY) | | 2 | 3 | 182 | A | Sacred Heart | | 0 | 3 | | |
| | | | | | | | | | | | | 185 | N | Kent St. | | 1 | 3 | | |
| | | | | | | | | | | | | 189 | A | New Hampshire | | 0 | 3 | | |
| | | | | | | | | | | | | 192 | A | UMBC | | 2 | 3 | | |
| | | | | | | | | | | | | 192 | H | UMBC | | 2 | 3 | | |
| | | | | | | | | | | | | 205 | H | Binghamton | | 3 | 1 | | |
| | | | | | | | | | | | | 224 | H | Fort Wayne | | 3 | 2 | | |
| | | | | | | | | | | | | 257 | H | Fordham | | 3 | 2 | | |
| | | | | | | | | | | | | 270 | A | UMass Lowell | | 3 | 0 | | |
| | | | | | | | | | | | | 285 | N | Stetson | | 3 | 0 | | |
| | | | | | | | | | | | | 286 | A | Hartford | | 1 | 3 | | |
| | | | | | | | | | | | | 315 | H | Iona | | 3 | 1 | | |
| LAST 10 GAMES | | | | | | | | | | | | | | | | | | | |
| | | 192 H UMBC | | 2 | 3 | | | 189 A New Hampshire | | 0 | 3 | | | | | | | | |
| | | 286 A Hartford | | 1 | 3 | | | 182 A Sacred Heart | | 0 | 3 | | | | | | | | |
| | | 270 A UMass Lowell | | 3 | 0 | | | 192 A UMBC | | 2 | 3 | | | | | | | | |
| | | 98 H Albany (NY) | | 2 | 3 | | | 257 H Fordham | | 3 | 2 | | | | | | | | |
| | | 205 H Binghamton | | 3 | 1 | | | 224 H Fort Wayne | | 3 | 2 | | | | | | | | |

Non-Div. I Games:

Stony Brook

| Average RPI Win: 255 | | WON-LOST RECORD | | WINNING PCT. RANK | | LAST 10 GAMES | | STRENGTH OF SCHEDULE | | OPP. STRENGTH OF SCHEDULE | | TEAM RPI | | ADJ RPI | | CONF. RPI | | ADJ CONF. RPI | |
|-----------------------|----------------|-----------------|--|--------------------|----------|----------------|--|----------------------|---------------|---------------------------|--|----------|-----------------|------------|--|-----------|--|---------------|--|
| Average RPI Loss: 136 | | | | | | | | | | | | | | | | | | | |
| DIV. I ONLY | | 8- 15 | | .34783 247 | | 2- 8 | | 207 | | 187 | | 242 | | .44849 241 | | 18 | | 18 | |
| DIV. I NON-CONF. | | 6- 8 | | .42857 206 | | 0- 1 | | 219 | | 173 | | 220 | | .46344 220 | | 20 | | 20 | |
| TOTALS | | RPI 1-25 | | RPI 26-50 | | W-L RECORDS | | RPI 51-100 | | RPI 101-150 | | RPI 150+ | | | | | | | |
| 8- 15 | | 0- 1 | | 0- 1 | | OVERALL | | 0- 5 | | 0- 1 | | 8- 7 | | | | | | | |
| 1- 6 | | 0- 0 | | 0- 0 | | HOME | | 0- 3 | | 0- 1 | | 1- 2 | | | | | | | |
| 3- 7 | | 0- 1 | | 0- 1 | | AWAY | | 0- 1 | | 0- 0 | | 3- 4 | | | | | | | |
| 4- 2 | | 0- 0 | | 0- 0 | | NEUTRAL | | 0- 1 | | 0- 0 | | 4- 1 | | | | | | | |
| 6- 8 | | 0- 1 | | 0- 0 | | NON-CONFERENCE | | 0- 4 | | 0- 0 | | 6- 3 | | | | | | | |
| 0- 3 | | 0- 0 | | 0- 0 | | HOME | | 0- 3 | | 0- 0 | | 0- 0 | | | | | | | |
| 2- 3 | | 0- 1 | | 0- 0 | | AWAY | | 0- 0 | | 0- 0 | | 2- 2 | | | | | | | |
| 4- 2 | | 0- 0 | | 0- 0 | | NEUTRAL | | 0- 1 | | 0- 0 | | 4- 1 | | | | | | | |
| 2- 7 | | 0- 0 | | 0- 1 | | CONFERENCE | | 0- 1 | | 0- 1 | | 2- 4 | | | | | | | |
| 1- 3 | | 0- 0 | | 0- 0 | | HOME | | 0- 0 | | 0- 1 | | 1- 2 | | | | | | | |
| 1- 4 | | 0- 0 | | 0- 1 | | AWAY | | 0- 1 | | 0- 0 | | 1- 2 | | | | | | | |
| 0- 0 | | 0- 0 | | 0- 0 | | NEUTRAL | | 0- 0 | | 0- 0 | | 0- 0 | | | | | | | |
| RPI S | Opponent | Score | | RPI S | Opponent | Score | | RPI S | Opponent | Score | | RPI S | Opponent | Score | | | | | |
| 23 A | Washington St. | 0 3 | | 33 A | Dayton | 1 3 | | 69 H | Northern Ill. | 1 3 | | 146 H | Rhode Island | 0 3 | | | | | |
| | | | | | | | | 78 H | James Madison | 1 3 | | 153 N | Northwestern | 0 3 | | | | | |
| | | | | | | | | 87 N | Towson | 0 3 | | 155 A | Seton Hall | 3 1 | | | | | |
| | | | | | | | | 91 H | Tennessee | 0 3 | | 159 A | VCU | 0 3 | | | | | |
| | | | | | | | | 100 A | Saint Louis | 0 3 | | 159 H | VCU | 1 3 | | | | | |
| | | | | | | | | | | | | 213 N | UMES | 3 0 | | | | | |
| | | | | | | | | | | | | 217 N | Idaho | 3 0 | | | | | |
| | | | | | | | | | | | | 225 A | Lehigh | 2 3 | | | | | |
| | | | | | | | | | | | | 228 A | Virginia | 0 3 | | | | | |
| | | | | | | | | | | | | 233 A | Davidson | 2 3 | | | | | |
| | | | | | | | | | | | | 233 H | Davidson | 3 0 | | | | | |
| | | | | | | | | | | | | 257 H | Fordham | 0 3 | | | | | |
| | | | | | | | | | | | | 292 A | George Mason | 3 2 | | | | | |
| | | | | | | | | | | | | 307 A | Loyola Maryland | 3 1 | | | | | |
| | | | | | | | | | | | | 309 N | Buffalo | 3 2 | | | | | |
| | | | | | | | | | | | | 314 N | Canisius | 3 0 | | | | | |
| | | | | LAST 10 GAMES | | | | | | | | | | | | | | | |
| | | | | 233 H Davidson | | | | 3 0 | | 233 A Davidson | | | | 2 3 | | | | | |
| | | | | 159 H VCU | | | | 1 3 | | 146 H Rhode Island | | | | 0 3 | | | | | |
| | | | | 292 A George Mason | | | | 3 2 | | 257 H Fordham | | | | 0 3 | | | | | |
| | | | | 225 A Lehigh | | | | 2 3 | | 100 A Saint Louis | | | | 0 3 | | | | | |
| | | | | 159 A VCU | | | | 0 3 | | 33 A Dayton | | | | 1 3 | | | | | |

Non-Div. I Games:

George Washington

| Average RPI Win: | 235 | WON-LOST RECORD | WINNING PCT. RANK | LAST 10 GAMES | STRENGTH OF SCHEDULE | OPP. STRENGTH OF SCHEDULE | TEAM RPI | ADJ RPI | CONF. RPI | ADJ CONF. RPI | |
|-------------------|----------|-----------------|--------------------|----------------|----------------------|---------------------------|----------|-------------|-----------------------------|---------------|-------|
| Average RPI Loss: | 191 | | | | | | | | | | |
| DIV. I ONLY | 8- 11 | .42105 | 209 | 2- 8 | 237 | 256 | 241 | .44803 | 242 | 20 | 20 |
| DIV. I NON-CONF. | 7- 4 | .63636 | 109 | 1- 1 | 238 | 291 | 173 | .49613 | 173 | 21 | 21 |
| <hr/> | | | | | | | | | | | |
| TOTALS | RPI 1-25 | RPI 26-50 | | W-L RECORDS | | RPI 51-100 | | RPI 101-150 | | RPI 150+ | |
| 8- 11 | 0- 0 | 0- 0 | | OVERALL | | 0- 1 | | 1- 2 | | 7- 8 | |
| 5- 3 | 0- 0 | 0- 0 | | HOME | | 0- 0 | | 0- 0 | | 5- 3 | |
| 1- 6 | 0- 0 | 0- 0 | | AWAY | | 0- 1 | | 0- 2 | | 1- 3 | |
| 2- 2 | 0- 0 | 0- 0 | | NEUTRAL | | 0- 0 | | 1- 0 | | 1- 2 | |
| <hr/> | | | | | | | | | | | |
| 7- 4 | 0- 0 | 0- 0 | | NON-CONFERENCE | | 0- 0 | | 1- 1 | | 6- 3 | |
| 4- 1 | 0- 0 | 0- 0 | | HOME | | 0- 0 | | 0- 0 | | 4- 1 | |
| 1- 1 | 0- 0 | 0- 0 | | AWAY | | 0- 0 | | 0- 1 | | 1- 0 | |
| 2- 2 | 0- 0 | 0- 0 | | NEUTRAL | | 0- 0 | | 1- 0 | | 1- 2 | |
| <hr/> | | | | | | | | | | | |
| 1- 7 | 0- 0 | 0- 0 | | CONFERENCE | | 0- 1 | | 0- 1 | | 1- 5 | |
| 1- 2 | 0- 0 | 0- 0 | | HOME | | 0- 0 | | 0- 0 | | 1- 2 | |
| 0- 5 | 0- 0 | 0- 0 | | AWAY | | 0- 1 | | 0- 1 | | 0- 3 | |
| 0- 0 | 0- 0 | 0- 0 | | NEUTRAL | | 0- 0 | | 0- 0 | | 0- 0 | |
| <hr/> | | | | | | | | | | | |
| RPI S | Opponent | Score | RPI S | Opponent | Score | RPI S | Opponent | Score | RPI S | Opponent | Score |
| | | | | | | 82 A Princeton 0 3 | | | 120 A West Virginia 0 3 | | |
| | | | | | | 124 A Yale 0 3 | | | 144 N Milwaukee 3 0 | | |
| | | | | | | 158 H Army West Point 0 3 | | | 175 H Columbia 1 3 | | |
| | | | | | | 182 A Sacred Heart 3 0 | | | 204 A Penn 2 3 | | |
| | | | | | | 214 H Cornell 3 2 | | | 218 A Harvard 1 3 | | |
| | | | | | | 218 H Harvard 0 3 | | | 231 H Central Conn. St. 3 2 | | |
| | | | | | | 247 H Bryant 3 1 | | | 249 A Brown 1 3 | | |
| | | | | | | 262 N Winthrop 1 3 | | | 280 H Niagara 3 0 | | |
| | | | | | | 286 H Hartford 3 0 | | | 292 N George Mason 3 0 | | |
| | | | | | | 296 N Akron 1 3 | | | | | |
| | | | | | | | | | | | |
| | | | | | | | | | | | |
| | | | | | | | | | | | |
| | | | | | | | | | | | |
| | | | | | | | | | | | |
| | | | | | | | | | | | |
| | | | | | | | | | | | |
| | | | | | | | | | | | |
| | | | | | | | | | | | |
| | | | | | | | | | | | |
| <hr/> | | | | | | | | | | | |
| | | | LAST 10 GAMES | | | | | | | | |
| | | | 218 A Harvard 1 3 | | | 124 A Yale 0 3 | | | | | |
| | | | 247 H Bryant 3 1 | | | 82 A Princeton 0 3 | | | | | |
| | | | 175 H Columbia 1 3 | | | 204 A Penn 2 3 | | | | | |
| | | | 214 H Cornell 3 2 | | | 218 H Harvard 0 3 | | | | | |
| | | | 249 A Brown 1 3 | | | 262 N Winthrop 1 3 | | | | | |

Non-Div. I Games:

Dartmouth

| Average RPI Win: | | 300 | WON-LOST RECORD | | WINNING PCT. RANK | | LAST 10 GAMES | | STRENGTH OF SCHEDULE | | OPP. STRENGTH OF SCHEDULE | | TEAM RPI | | ADJ RPI | | CONF. RPI | | ADJ CONF. RPI | | | | |
|-------------------|------|----------|-----------------|-----------|-------------------|---------------|---------------|--------------------|----------------------|-------------|---------------------------|----------|----------|--------------------|---------|-------|-----------|-----|---------------|--------------------|--|---|---|
| Average RPI Loss: | | 109 | | | | | | | | | | | | | | | | | | | | | |
| DIV. I ONLY | | | 11- 11 | .5 | 172 | 8- 1 | | | 297 | 248 | 243 | .44568 | 243 | 31 | 31 | | | | | | | | |
| DIV. I NON-CONF. | | | 4- 11 | .26667 | 274 | 1- 1 | | | 120 | 120 | 222 | .46015 | 222 | 30 | 30 | | | | | | | | |
| TOTALS | | RPI 1-25 | | RPI 26-50 | | W-L RECORDS | | RPI 51-100 | | RPI 101-150 | | RPI 150+ | | | | | | | | | | | |
| 11- 11 | 0- 1 | | | 0- 3 | OVERALL | | 0- 1 | | 0- 3 | | 11- 3 | | | | | | | | | | | | |
| 3- 1 | 0- 0 | | | 0- 1 | HOME | | 0- 0 | | 0- 0 | | 3- 0 | | | | | | | | | | | | |
| 5- 7 | 0- 1 | | | 0- 1 | AWAY | | 0- 0 | | 0- 3 | | 5- 2 | | | | | | | | | | | | |
| 3- 3 | 0- 0 | | | 0- 1 | NEUTRAL | | 0- 1 | | 0- 0 | | 3- 1 | | | | | | | | | | | | |
| 4- 11 | 0- 1 | | | 0- 3 | NON-CONFERENCE | | 0- 1 | | 0- 3 | | 4- 3 | | | | | | | | | | | | |
| 0- 1 | 0- 0 | | | 0- 1 | HOME | | 0- 0 | | 0- 0 | | 0- 0 | | | | | | | | | | | | |
| 1- 7 | 0- 1 | | | 0- 1 | AWAY | | 0- 0 | | 0- 3 | | 1- 2 | | | | | | | | | | | | |
| 3- 3 | 0- 0 | | | 0- 1 | NEUTRAL | | 0- 1 | | 0- 0 | | 3- 1 | | | | | | | | | | | | |
| 7- 0 | 0- 0 | | | 0- 0 | CONFERENCE | | 0- 0 | | 0- 0 | | 7- 0 | | | | | | | | | | | | |
| 3- 0 | 0- 0 | | | 0- 0 | HOME | | 0- 0 | | 0- 0 | | 3- 0 | | | | | | | | | | | | |
| 4- 0 | 0- 0 | | | 0- 0 | AWAY | | 0- 0 | | 0- 0 | | 4- 0 | | | | | | | | | | | | |
| 0- 0 | 0- 0 | | | 0- 0 | NEUTRAL | | 0- 0 | | 0- 0 | | 0- 0 | | | | | | | | | | | | |
| RPI | S | Opponent | | Score | | RPI | S | Opponent | | Score | | RPI | S | Opponent | | Score | | | | | | | |
| 8 | A | Florida | | 0 | 3 | 27 | A | Florida St. | | 0 | 3 | 99 | N | Marshall | | 0 | 3 | 101 | A | Miami (FL) | | 0 | 3 |
| | | | | | | 31 | H | Baylor | | 0 | 3 | | | | | | | 134 | A | North Florida | | 2 | 3 |
| | | | | | | 38 | N | Coastal Caro. | | 0 | 3 | | | | | | | 141 | A | Georgia | | 1 | 3 |
| | | | | | | | | | | | | | | | | | | 173 | A | South Ala. | | 1 | 3 |
| | | | | | | | | | | | | | | | | | | 223 | A | FIU | | 1 | 3 |
| | | | | | | | | | | | | | | | | | | 223 | N | FIU | | 3 | 1 |
| | | | | | | | | | | | | | | | | | | 227 | N | Little Rock | | 1 | 3 |
| | | | | | | | | | | | | | | | | | | 234 | N | Jacksonville | | 3 | 0 |
| | | | | | | | | | | | | | | | | | | 290 | H | Bethune-Cookman | | 3 | 0 |
| | | | | | | | | | | | | | | | | | | 293 | A | Troy | | 3 | 1 |
| | | | | | | | | | | | | | | | | | | 301 | A | N.C. A&T | | 3 | 0 |
| | | | | | | | | | | | | | | | | | | 305 | N | Southeastern La. | | 3 | 1 |
| | | | | | | | | | | | | | | | | | | 327 | A | N.C. Central | | 3 | 0 |
| | | | | | | | | | | | | | | | | | | 330 | A | Savannah St. | | 3 | 0 |
| | | | | | | | | | | | | | | | | | | 330 | H | Savannah St. | | 3 | 0 |
| | | | | | | | | | | | | | | | | | | 332 | A | South Carolina St. | | 3 | 0 |
| | | | | | | | | | | | | | | | | | | 332 | H | South Carolina St. | | 3 | 0 |
| | | | | | | LAST 10 GAMES | | | | | | | | | | | | | | | | | |
| | | | | | | 330 | A | Savannah St. | | 3 | 0 | 290 | H | Bethune-Cookman | | 3 | 0 | | | | | | |
| | | | | | | 332 | A | South Carolina St. | | 3 | 0 | 330 | H | Savannah St. | | 3 | 0 | | | | | | |
| | | | | | | 293 | A | Troy | | 3 | 1 | 332 | H | South Carolina St. | | 3 | 0 | | | | | | |
| | | | | | | 301 | A | N.C. A&T | | 3 | 0 | 134 | A | North Florida | | 2 | 3 | | | | | | |
| | | | | | | 327 | A | N.C. Central | | 3 | 0 | 234 | N | Jacksonville | | 3 | 0 | | | | | | |

Non-Div. I Games:

Florida A&M

| Average RPI Win: 253 | | WON-LOST | WINNING | LAST 10 | STRENGTH OF | | OPP. STRENGTH | TEAM | ADJ | CONF. | ADJ CONF. | |
|-----------------------|----------|----------|------------|-----------|-------------|----------------|---------------|------------|----------|-------------|-----------|----------|
| Average RPI Loss: 167 | | RECORD | PCT. RANK | GAMES | SCHEDULE | | OF SCHEDULE | RPI | RPI | RPI | RPI | |
| DIV. I ONLY | | 12- 12 | .5 172 | 4- 6 | 300 | | 228 | 244 | .4453 | 244 | 25 | |
| DIV. I NON-CONF. | | 8- 6 | .57143 137 | 0- 0 | 306 | | 213 | 228 | .45534 | 227 | 24 | |
| <hr/> | | | | | | | | | | | | |
| TOTALS | | RPI 1-25 | | RPI 26-50 | | W-L RECORDS | | RPI 51-100 | | RPI 101-150 | | RPI 150+ |
| 12- 12 | | 0- 0 | | 0- 0 | | OVERALL | | 0- 4 | | 0- 1 | | 12- 7 |
| 4- 3 | | 0- 0 | | 0- 0 | | HOME | | 0- 1 | | 0- 0 | | 4- 2 |
| 2- 6 | | 0- 0 | | 0- 0 | | AWAY | | 0- 3 | | 0- 1 | | 2- 2 |
| 6- 3 | | 0- 0 | | 0- 0 | | NEUTRAL | | 0- 0 | | 0- 0 | | 6- 3 |
| 8- 6 | | 0- 0 | | 0- 0 | | NON-CONFERENCE | | 0- 2 | | 0- 1 | | 8- 3 |
| 1- 0 | | 0- 0 | | 0- 0 | | HOME | | 0- 0 | | 0- 0 | | 1- 0 |
| 1- 3 | | 0- 0 | | 0- 0 | | AWAY | | 0- 2 | | 0- 1 | | 1- 0 |
| 6- 3 | | 0- 0 | | 0- 0 | | NEUTRAL | | 0- 0 | | 0- 0 | | 6- 3 |
| 4- 6 | | 0- 0 | | 0- 0 | | CONFERENCE | | 0- 2 | | 0- 0 | | 4- 4 |
| 3- 3 | | 0- 0 | | 0- 0 | | HOME | | 0- 1 | | 0- 0 | | 3- 2 |
| 1- 3 | | 0- 0 | | 0- 0 | | AWAY | | 0- 1 | | 0- 0 | | 1- 2 |
| 0- 0 | | 0- 0 | | 0- 0 | | NEUTRAL | | 0- 0 | | 0- 0 | | 0- 0 |
| RPI S | Opponent | Score | | RPI S | Opponent | Score | | RPI S | Opponent | Score | | |
| | | | | | | | | | | | | |
| | | | | | | | | | | | | |
| | | | | | | | | | | | | |
| | | | | | | | | | | | | |
| | | | | | | | | | | | | |
| | | | | | | | | | | | | |
| | | | | | | | | | | | | |
| | | | | | | | | | | | | |
| | | | | | | | | | | | | |
| | | | | | | | | | | | | |
| | | | | | | | | | | | | |
| | | | | | | | | | | | | |
| | | | | | | | | | | | | |
| | | | | | | | | | | | | |
| | | | | | | | | | | | | |
| | | | | | | | | | | | | |
| | | | | | | | | | | | | |
| | | | | | | | | | | | | |
| | | | | | | | | | | | | |
| | | | | | | | | | | | | |
| | | | | | | | | | | | | |
| | | | | | | | | | | | | |
| | | | | | | | | | | | | |
| | | | | | | | | | | | | |
| | | | | | | | | | | | | |
| | | | | | | | | | | | | |
| | | | | | | | | | | | | |
| | | | | | | | | | | | | |
| | | | | | | | | | | | | |
| | | | | | | | | | | | | |
| | | | | | | | | | | | | |
| | | | | | | | | | | | | |
| | | | | | | | | | | | | |
| | | | | | | | | | | | | |
| | | | | | | | | | | | | |
| | | | | | | | | | | | | |
| | | | | | | | | | | | | |
| | | | | | | | | | | | | |
| | | | | | | | | | | | | |
| | | | | | | | | | | | | |
| | | | | | | | | | | | | |
| | | | | | | | | | | | | |
| | | | | | | | | | | | | |
| | | | | | | | | | | | | |
| | | | | | | | | | | | | |
| | | | | | | | | | | | | |
| | | | | | | | | | | | | |
| | | | | | | | | | | | | |
| | | | | | | | | | | | | |
| | | | | | | | | | | | | |
| | | | | | | | | | | | | |
| | | | | | | | | | | | | |
| | | | | | | | | | | | | |
| | | | | | | | | | | | | |
| | | | | | | | | | | | | |
| | | | | | | | | | | | | |
| | | | | | | | | | | | | |
| | | | | | | | | | | | | |
| | | | | | | | | | | | | |
| | | | | | | | | | | | | |
| | | | | | | | | | | | | |
| | | | | | | | | | | | | |
| | | | | | | | | | | | | |
| | | | | | | | | | | | | |
| | | | | | | | | | | | | |
| | | | | | | | | | | | | |
| | | | | | | | | | | | | |
| | | | | | | | | | | | | |
| | | | | | | | | | | | | |
| | | | | | | | | | | | | |
| | | | | | | | | | | | | |
| | | | | | | | | | | | | |

Non-Div. I Games:

Oral Roberts

| | | | | | | | | | | | |
|-------------------|----------|-----------|-----------|----------------|-------------|---------------|----------------|--------|----------|-------------------|-------|
| Average RPI Win: | 270 | WON-LOST | WINNING | LAST 10 | STRENGTH OF | OPP. STRENGTH | TEAM | ADJ | CONF. | ADJ CONF. | |
| Average RPI Loss: | 123 | RECORD | PCT. RANK | GAMES | SCHEDULE | OF SCHEDULE | RPI | RPI | RPI | RPI | |
| DIV. I ONLY | 4- 20 | .16667 | 317 | 0- 10 | 84 | 190 | 245 | .44412 | 245 | 12 | 12 |
| DIV. I NON-CONF. | 4- 9 | .30769 | 256 | 0- 0 | 87 | 251 | 204 | .47614 | 204 | 11 | 11 |
| <hr/> | | | | | | | | | | | |
| TOTALS | RPI 1-25 | RPI 26-50 | | W-L RECORDS | RPI 51-100 | | RPI 101-150 | | RPI 150+ | | |
| 4- 20 | 0- 0 | 0- 2 | | OVERALL | 0- 6 | | 0- 6 | | 4- 6 | | |
| 2- 6 | 0- 0 | 0- 1 | | HOME | 0- 1 | | 0- 2 | | 2- 2 | | |
| 0- 10 | 0- 0 | 0- 1 | | AWAY | 0- 4 | | 0- 1 | | 0- 4 | | |
| 2- 4 | 0- 0 | 0- 0 | | NEUTRAL | 0- 1 | | 0- 3 | | 2- 0 | | |
| <hr/> | | | | | | | | | | | |
| 4- 9 | 0- 0 | 0- 1 | | NON-CONFERENCE | 0- 2 | | 0- 5 | | 4- 1 | | |
| 2- 2 | 0- 0 | 0- 1 | | HOME | 0- 0 | | 0- 1 | | 2- 0 | | |
| 0- 3 | 0- 0 | 0- 0 | | AWAY | 0- 1 | | 0- 1 | | 0- 1 | | |
| 2- 4 | 0- 0 | 0- 0 | | NEUTRAL | 0- 1 | | 0- 3 | | 2- 0 | | |
| <hr/> | | | | | | | | | | | |
| 0- 11 | 0- 0 | 0- 1 | | CONFERENCE | 0- 4 | | 0- 1 | | 0- 5 | | |
| 0- 4 | 0- 0 | 0- 0 | | HOME | 0- 1 | | 0- 1 | | 0- 2 | | |
| 0- 7 | 0- 0 | 0- 1 | | AWAY | 0- 3 | | 0- 0 | | 0- 3 | | |
| 0- 0 | 0- 0 | 0- 0 | | NEUTRAL | 0- 0 | | 0- 0 | | 0- 0 | | |
| <hr/> | | | | | | | | | | | |
| RPI S | Opponent | Score | RPI S | Opponent | Score | RPI S | Opponent | Score | RPI S | Opponent | Score |
| | | | 32 A | Wichita St. | 0 3 | 51 A | Missouri St. | 0 3 | 103 N | Green Bay | 0 3 |
| | | | 33 H | Dayton | 0 3 | 53 A | UNI | 0 3 | 109 H | Illinois St. | 0 3 |
| | | | | | | 53 H | UNI | 0 3 | 111 N | Kennesaw St. | 0 3 |
| | | | | | | 56 A | Southern Ill. | 0 3 | 126 A | SIUE | 0 3 |
| | | | | | | 58 A | Indiana | 0 3 | 128 N | Northern Ky. | 0 3 |
| | | | | | | 99 N | Marshall | 0 3 | 140 H | Austin Peay | 0 3 |
| | | | | | | | | | 154 A | Loyola Chicago | 0 3 |
| | | | | | | | | | 185 H | Kent St. | 3 2 |
| | | | | | | | | | 196 A | Drake | 1 3 |
| | | | | | | | | | 196 H | Drake | 2 3 |
| | | | | | | | | | 216 H | Indiana St. | 2 3 |
| | | | | | | | | | 261 A | Bradley | 0 3 |
| | | | | | | | | | 281 N | La.-Monroe | 3 2 |
| | | | | | | | | | 284 A | Jacksonville St. | 2 3 |
| | | | | | | | | | 299 H | Southeast Mo. St. | 3 2 |
| | | | | | | | | | 316 N | Nicholls St. | 3 1 |
| <hr/> | | | | | | | | | | | |
| LAST 10 GAMES | | | | | | | | | | | |
| | | | 196 A | Drake | 1 3 | 109 H | Illinois St. | 0 3 | | | |
| | | | 53 A | UNI | 0 3 | 261 A | Bradley | 0 3 | | | |
| | | | 56 A | Southern Ill. | 0 3 | 154 A | Loyola Chicago | 0 3 | | | |
| | | | 51 A | Missouri St. | 0 3 | 32 A | Wichita St. | 0 3 | | | |
| | | | 216 H | Indiana St. | 2 3 | 53 H | UNI | 0 3 | | | |

Non-Div. I Games:

Evansville

U
T
E
P

UTEP

| Average RPI Win: 286 | | WON-LOST RECORD | WINNING PCT. RANK | LAST 10 GAMES | STRENGTH OF SCHEDULE | OPP. STRENGTH OF SCHEDULE | TEAM RPI | ADJ RPI | | CONF. RPI | ADJ CONF. RPI |
|-----------------------|----------|--------------------|----------------------|----------------------|-------------------------|------------------------------|---------------------|------------|-------------|----------------------|------------------|
| Average RPI Loss: 210 | | | | | | | | | | | |
| DIV. I ONLY | | 15- 13 | .53571 160 | 6- 4 | 305 | 294 | 247 | .44065 | 247 | 29 | 29 |
| DIV. I NON-CONF. | | 9- 10 | .47368 184 | 1- 1 | 292 | 287 | 255 | .4313 | 254 | 29 | 29 |
| <hr/> | | | | | | | | | | | |
| TOTALS | | RPI 1-25 | RPI 26-50 | | W-L RECORDS | | RPI 51-100 | | RPI 101-150 | | RPI 150+ |
| 15- 13 | | 0- 0 | 0- 0 | | OVERALL | | 0- 0 | | 0- 1 | | 15- 12 |
| 7- 3 | | 0- 0 | 0- 0 | | HOME | | 0- 0 | | 0- 0 | | 7- 3 |
| 5- 7 | | 0- 0 | 0- 0 | | AWAY | | 0- 0 | | 0- 0 | | 5- 7 |
| 3- 3 | | 0- 0 | 0- 0 | | NEUTRAL | | 0- 0 | | 0- 1 | | 3- 2 |
| 9- 10 | | 0- 0 | 0- 0 | | NON-CONFERENCE | | 0- 0 | | 0- 1 | | 9- 9 |
| 4- 2 | | 0- 0 | 0- 0 | | HOME | | 0- 0 | | 0- 0 | | 4- 2 |
| 2- 5 | | 0- 0 | 0- 0 | | AWAY | | 0- 0 | | 0- 0 | | 2- 5 |
| 3- 3 | | 0- 0 | 0- 0 | | NEUTRAL | | 0- 0 | | 0- 1 | | 3- 2 |
| 6- 3 | | 0- 0 | 0- 0 | | CONFERENCE | | 0- 0 | | 0- 0 | | 6- 3 |
| 3- 1 | | 0- 0 | 0- 0 | | HOME | | 0- 0 | | 0- 0 | | 3- 1 |
| 3- 2 | | 0- 0 | 0- 0 | | AWAY | | 0- 0 | | 0- 0 | | 3- 2 |
| 0- 0 | | 0- 0 | 0- 0 | | NEUTRAL | | 0- 0 | | 0- 0 | | 0- 0 |
| RPI S | Opponent | Score | RPI S | Opponent | Score | RPI S | Opponent | Score | RPI S | Opponent | Score |
| | | | | | | | | | 126 N | SIUE | 1 3 |
| | | | | | | | | | 166 N | Fairfield | 0 3 |
| | | | | | | | | | 175 A | Columbia | 1 3 |
| | | | | | | | | | 182 H | Sacred Heart | 0 3 |
| | | | | | | | | | 187 H | St. John's (NY) | 0 3 |
| | | | | | | | | | 189 H | New Hampshire | 3 0 |
| | | | | | | | | | 195 H | Rutgers | 0 3 |
| | | | | | | | | | 221 A | Providence | 2 3 |
| | | | | | | | | | 231 A | Central Conn. St. | 0 3 |
| | | | | | | | | | 238 A | LIU Brooklyn | 1 3 |
| | | | | | | | | | 242 A | Dartmouth | 1 3 |
| | | | | | | | | | 249 A | Brown | 1 3 |
| | | | | | | | | | 250 A | Quinnipiac | 0 3 |
| | | | | | | | | | 253 A | Robert Morris | 3 1 |
| | | | | | | | | | 253 H | Robert Morris | 3 2 |
| | | | | | | | | | 270 H | UMass Lowell | 3 2 |
| | | | | | | | | | 270 N | UMass Lowell | 2 3 |
| | | | | | | | | | 276 A | Holy Cross | 3 0 |
| | | | | | | | | | 279 H | Rider | 3 0 |
| | | | | | | | | | 286 H | Hartford | 3 0 |
| | | | | | | | | | 292 A | George Mason | 3 1 |
| | | | | | | | | | 300 N | Manhattan | 3 0 |
| | | | | | | | | | 307 N | Loyola Maryland | 3 0 |
| | | | | | | | | | 308 N | Hampton | 3 0 |
| | | | | | | | | | 311 A | St. Francis Brooklyn | 3 0 |
| | | | | | | | | | 317 A | Saint Francis (PA) | 3 1 |
| | | | | | | | | | 317 H | Saint Francis (PA) | 3 1 |
| LAST 10 GAMES | | | | | | | | | | | |
| | | | 253 H | Robert Morris | 3 2 | 325 H | Fairleigh Dickinson | 3 0 | | | |
| | | | 317 H | Saint Francis (PA) | 3 1 | 182 H | Sacred Heart | 0 3 | | | |
| | | | 242 A | Dartmouth | 1 3 | 270 H | UMass Lowell | 3 2 | | | |
| | | | 311 A | St. Francis Brooklyn | 3 0 | 231 A | Central Conn. St. | 0 3 | | | |
| | | | 238 A | LIU Brooklyn | 1 3 | 253 A | Robert Morris | 3 1 | | | |

Non-Div. I Games:

Bryant

| RPI | S | Opponent | Score |
|-----|---|---------------------|-------|
| 325 | H | Fairleigh Dickinson | 3 0 |

Bryant

| | | | | | | | | | | | |
|-------------------|----------|-----------|-----------|-----------------------------|-------------|---------------|-------------|-----------------------------|----------|-----------|-------|
| Average RPI Win: | 282 | WON-LOST | WINNING | LAST 10 | STRENGTH OF | OPP. STRENGTH | TEAM | ADJ | CONF. | ADJ CONF. | |
| Average RPI Loss: | 173 | RECORD | PCT. RANK | GAMES | SCHEDULE | OF SCHEDULE | RPI | RPI | RPI | RPI | |
| DIV. I ONLY | 9- 13 | .40909 | 214 | 5- 5 | 259 | 278 | 249 | .43638 | 248 | 28 | 27 |
| DIV. I NON-CONF. | 4- 8 | .33333 | 243 | 1- 1 | 213 | 278 | 252 | .43218 | 251 | 25 | 25 |
| <hr/> | | | | | | | | | | | |
| TOTALS | RPI 1-25 | RPI 26-50 | | W-L RECORDS | RPI 51-100 | | RPI 101-150 | | RPI 150+ | | |
| 9- 13 | 0- 0 | 0- 0 | | OVERALL | 0- 3 | | 0- 1 | | 9- 9 | | |
| 4- 4 | 0- 0 | 0- 0 | | HOME | 0- 0 | | 0- 1 | | 4- 3 | | |
| 4- 3 | 0- 0 | 0- 0 | | AWAY | 0- 1 | | 0- 0 | | 4- 2 | | |
| 1- 6 | 0- 0 | 0- 0 | | NEUTRAL | 0- 2 | | 0- 0 | | 1- 4 | | |
| <hr/> | | | | | | | | | | | |
| 4- 8 | 0- 0 | 0- 0 | | NON-CONFERENCE | 0- 3 | | 0- 1 | | 4- 4 | | |
| 2- 1 | 0- 0 | 0- 0 | | HOME | 0- 0 | | 0- 1 | | 2- 0 | | |
| 1- 1 | 0- 0 | 0- 0 | | AWAY | 0- 1 | | 0- 0 | | 1- 0 | | |
| 1- 6 | 0- 0 | 0- 0 | | NEUTRAL | 0- 2 | | 0- 0 | | 1- 4 | | |
| <hr/> | | | | | | | | | | | |
| 5- 5 | 0- 0 | 0- 0 | | CONFERENCE | 0- 0 | | 0- 0 | | 5- 5 | | |
| 2- 3 | 0- 0 | 0- 0 | | HOME | 0- 0 | | 0- 0 | | 2- 3 | | |
| 3- 2 | 0- 0 | 0- 0 | | AWAY | 0- 0 | | 0- 0 | | 3- 2 | | |
| 0- 0 | 0- 0 | 0- 0 | | NEUTRAL | 0- 0 | | 0- 0 | | 0- 0 | | |
| <hr/> | | | | | | | | | | | |
| RPI | S | Opponent | Score | RPI | S | Opponent | Score | RPI | S | Opponent | Score |
| | | | | 52 N Alabama 1 3 | | | | 113 H Fresno St. 0 3 | | | |
| | | | | 79 A Tulsa 1 3 | | | | 161 H Sam Houston St. 1 3 | | | |
| | | | | 84 N South Dakota 0 3 | | | | 162 A SFA 0 3 | | | |
| | | | | | | | | 162 H SFA 1 3 | | | |
| | | | | | | | | 184 N North Texas 0 3 | | | |
| | | | | | | | | 197 H Houston Baptist 3 2 | | | |
| | | | | | | | | 227 N Little Rock 2 3 | | | |
| | | | | | | | | 239 A Northwestern St. 1 3 | | | |
| | | | | | | | | 244 N Oral Roberts 0 3 | | | |
| | | | | | | | | 255 A Central Ark. 3 1 | | | |
| | | | | 258 H Abilene Christian 2 3 | | | | 259 H Texas Southern 3 0 | | | |
| | | | | 265 H Lamar University 3 2 | | | | 281 N La.-Monroe 0 3 | | | |
| | | | | 302 A Prairie View 3 1 | | | | 302 H Prairie View 3 0 | | | |
| | | | | 305 A Southeastern La. 3 2 | | | | 318 A New Orleans 3 0 | | | |
| | | | | 331 N Alcorn 3 0 | | | | | | | |
| | | | | LAST 10 GAMES | | | | | | | |
| | | | | 318 A New Orleans 3 0 | | | | 161 H Sam Houston St. 1 3 | | | |
| | | | | 305 A Southeastern La. 3 2 | | | | 239 A Northwestern St. 1 3 | | | |
| | | | | 197 H Houston Baptist 3 2 | | | | 302 A Prairie View 3 1 | | | |
| | | | | 265 H Lamar University 3 2 | | | | 258 H Abilene Christian 2 3 | | | |
| 162 H SFA 1 3 | | | | 227 N Little Rock 2 3 | | | | | | | |

Non-Div. I Games:

Incarnate Word

| Average RPI Win: 234 | | WON-LOST RECORD | | WINNING PCT. RANK | | LAST 10 GAMES | | STRENGTH OF SCHEDULE | | OPP. STRENGTH OF SCHEDULE | | TEAM RPI | | ADJ RPI | | CONF. RPI | | ADJ CONF. RPI | |
|----------------------|---|-----------------|--|-------------------|-----|----------------|----------|----------------------|-------|---------------------------|---|----------|-------------------|------------|--|-----------|--|---------------|--|
| DIV. I ONLY | | 4- 14 | | .22222 294 | | 3- 7 | | 125 | | 263 | | 251 | | .43609 249 | | 20 | | 20 | |
| DIV. I NON-CONF. | | 2- 8 | | .2 289 | | 1- 1 | | 146 | | 272 | | 268 | | .41874 267 | | 21 | | 21 | |
| TOTALS | | RPI 1-25 | | RPI 26-50 | | W-L RECORDS | | RPI 51-100 | | RPI 101-150 | | RPI 150+ | | | | | | | |
| 4- 14 | | 0- 0 | | 0- 0 | | OVERALL | | 0- 3 | | 0- 2 | | 4- 9 | | | | | | | |
| 3- 5 | | 0- 0 | | 0- 0 | | HOME | | 0- 1 | | 0- 1 | | 3- 3 | | | | | | | |
| 1- 6 | | 0- 0 | | 0- 0 | | AWAY | | 0- 1 | | 0- 1 | | 1- 4 | | | | | | | |
| 0- 3 | | 0- 0 | | 0- 0 | | NEUTRAL | | 0- 1 | | 0- 0 | | 0- 2 | | | | | | | |
| 2- 8 | | 0- 0 | | 0- 0 | | NON-CONFERENCE | | 0- 2 | | 0- 0 | | 2- 6 | | | | | | | |
| 2- 3 | | 0- 0 | | 0- 0 | | HOME | | 0- 1 | | 0- 0 | | 2- 2 | | | | | | | |
| 0- 2 | | 0- 0 | | 0- 0 | | AWAY | | 0- 0 | | 0- 0 | | 0- 2 | | | | | | | |
| 0- 3 | | 0- 0 | | 0- 0 | | NEUTRAL | | 0- 1 | | 0- 0 | | 0- 2 | | | | | | | |
| 2- 6 | | 0- 0 | | 0- 0 | | CONFERENCE | | 0- 1 | | 0- 2 | | 2- 3 | | | | | | | |
| 1- 2 | | 0- 0 | | 0- 0 | | HOME | | 0- 0 | | 0- 1 | | 1- 1 | | | | | | | |
| 1- 4 | | 0- 0 | | 0- 0 | | AWAY | | 0- 1 | | 0- 1 | | 1- 2 | | | | | | | |
| 0- 0 | | 0- 0 | | 0- 0 | | NEUTRAL | | 0- 0 | | 0- 0 | | 0- 0 | | | | | | | |
| RPI | S | Opponent | | Score | RPI | S | Opponent | | Score | RPI | S | Opponent | | Score | | | | | |
| | | | | | | | 73 H | New Mexico St. | 0 3 | | | 124 A | Yale | 1 3 | | | | | |
| | | | | | | | 76 N | UC Santa Barbara | 0 3 | | | 124 H | Yale | 0 3 | | | | | |
| | | | | | | | 82 A | Princeton | 0 3 | | | 166 N | Fairfield | 0 3 | | | | | |
| | | | | | | | | | | | | 175 A | Columbia | 0 3 | | | | | |
| | | | | | | | | | | | | 187 N | St. John's (NY) | 0 3 | | | | | |
| | | | | | | | | | | | | 204 A | Penn | 0 3 | | | | | |
| | | | | | | | | | | | | 205 H | Binghamton | 1 3 | | | | | |
| | | | | | | | | | | | | 214 A | Cornell | 3 2 | | | | | |
| | | | | | | | | | | | | 218 H | Harvard | 1 3 | | | | | |
| | | | | | | | | | | | | 221 H | Providence | 2 3 | | | | | |
| | | | | | | | | | | | | 231 H | Central Conn. St. | 3 2 | | | | | |
| | | | | | | | | | | | | 242 H | Dartmouth | 3 1 | | | | | |
| | | | | | | | | | | | | 247 H | Bryant | 3 1 | | | | | |
| | | | | | | | | | | | | 251 A | San Francisco | 1 3 | | | | | |
| | | | | | | | | | | | | 276 A | Holy Cross | 2 3 | | | | | |
| LAST 10 GAMES | | | | | | | | | | | | | | | | | | | |
| | | | | | | | 124 A | Yale | 1 3 | | | 175 A | Columbia | 0 3 | | | | | |
| | | | | | | | 204 A | Penn | 0 3 | | | 214 A | Cornell | 3 2 | | | | | |
| | | | | | | | 82 A | Princeton | 0 3 | | | 124 H | Yale | 0 3 | | | | | |
| | | | | | | | 242 H | Dartmouth | 3 1 | | | 73 H | New Mexico St. | 0 3 | | | | | |
| | | | | | | | 218 H | Harvard | 1 3 | | | 231 H | Central Conn. St. | 3 2 | | | | | |

Non-Div. I Games:

Brown

[illegible]

Non-Div. I Games:

Quinnipiac

| Average RPI Win: 253 | | WON-LOST RECORD | | WINNING PCT. RANK | | LAST 10 GAMES | | STRENGTH OF SCHEDULE | | OPP. STRENGTH OF SCHEDULE | | TEAM RPI | | ADJ RPI | | CONF. RPI | | ADJ CONF. RPI | |
|-----------------------|---|------------------|--|-------------------|--|----------------|---|----------------------|--|---------------------------|--|----------|---|------------------|--|-----------|--|---------------|--|
| Average RPI Loss: 108 | | | | | | | | | | | | | | | | | | | |
| DIV. I ONLY | | 4- 19 | | .17391 312 | | 0- 10 | | 137 | | 111 | | 252 | | .435 251 | | 5 | | 5 | |
| DIV. I NON-CONF. | | 4- 9 | | .30769 256 | | 0- 0 | | 187 | | 208 | | 245 | | .43869 245 | | 4 | | 4 | |
| TOTALS | | RPI 1-25 | | RPI 26-50 | | W-L RECORDS | | RPI 51-100 | | RPI 101-150 | | RPI 150+ | | | | | | | |
| 4- 19 | | 0- 2 | | 0- 0 | | OVERALL | | 0- 6 | | 0- 7 | | 4- 4 | | | | | | | |
| 2- 9 | | 0- 0 | | 0- 0 | | HOME | | 0- 4 | | 0- 3 | | 2- 2 | | | | | | | |
| 0- 7 | | 0- 2 | | 0- 0 | | AWAY | | 0- 2 | | 0- 3 | | 0- 0 | | | | | | | |
| 2- 3 | | 0- 0 | | 0- 0 | | NEUTRAL | | 0- 0 | | 0- 1 | | 2- 2 | | | | | | | |
| 4- 9 | | 0- 0 | | 0- 0 | | NON-CONFERENCE | | 0- 3 | | 0- 2 | | 4- 4 | | | | | | | |
| 2- 5 | | 0- 0 | | 0- 0 | | HOME | | 0- 3 | | 0- 0 | | 2- 2 | | | | | | | |
| 0- 1 | | 0- 0 | | 0- 0 | | AWAY | | 0- 0 | | 0- 1 | | 0- 0 | | | | | | | |
| 2- 3 | | 0- 0 | | 0- 0 | | NEUTRAL | | 0- 0 | | 0- 1 | | 2- 2 | | | | | | | |
| 0- 10 | | 0- 2 | | 0- 0 | | CONFERENCE | | 0- 3 | | 0- 5 | | 0- 0 | | | | | | | |
| 0- 4 | | 0- 0 | | 0- 0 | | HOME | | 0- 1 | | 0- 3 | | 0- 0 | | | | | | | |
| 0- 6 | | 0- 2 | | 0- 0 | | AWAY | | 0- 2 | | 0- 2 | | 0- 0 | | | | | | | |
| 0- 0 | | 0- 0 | | 0- 0 | | NEUTRAL | | 0- 0 | | 0- 0 | | 0- 0 | | | | | | | |
| RPI | S | Opponent | | Score | | RPI | S | Opponent | | Score | | RPI | S | Opponent | | Score | | | |
| 5 | A | San Diego | | 0 3 | | | | | | | | 104 | N | Northern Ariz. | | 0 3 | | | |
| 11 | A | BYU | | 0 3 | | | | | | | | 58 | H | Indiana | | 1 3 | | | |
| | | | | | | | | | | | | 61 | A | Pacific | | 0 3 | | | |
| | | | | | | | | | | | | 65 | A | Gonzaga | | 0 3 | | | |
| | | | | | | | | | | | | 76 | H | UC Santa Barbara | | 0 3 | | | |
| | | | | | | | | | | | | 82 | H | Princeton | | 0 3 | | | |
| | | | | | | | | | | | | 104 | N | Northern Ariz. | | 0 3 | | | |
| | | | | | | | | | | | | 106 | H | Santa Clara | | 0 3 | | | |
| | | | | | | | | | | | | 114 | H | Pepperdine | | 0 3 | | | |
| | | | | | | | | | | | | 115 | A | Portland | | 0 3 | | | |
| | | | | | | | | | | | | 139 | A | St. Mary's (CA) | | 0 3 | | | |
| | | | | | | | | | | | | 139 | H | St. Mary's (CA) | | 0 3 | | | |
| | | | | | | | | | | | | 141 | A | Georgia | | 1 3 | | | |
| | | | | | | | | | | | | 156 | N | UC Irvine | | 0 3 | | | |
| | | | | | | | | | | | | 175 | H | Columbia | | 3 0 | | | |
| | | | | | | | | | | | | 179 | H | Campbell | | 2 3 | | | |
| | | | | | | | | | | | | 187 | H | St. John's (NY) | | 0 3 | | | |
| | | | | | | | | | | | | 249 | H | Brown | | 3 1 | | | |
| | | | | | | | | | | | | 256 | N | UNC Asheville | | 3 1 | | | |
| | | | | | | | | | | | | 268 | N | UC Riverside | | 2 3 | | | |
| | | | | | | | | | | | | 330 | N | Savannah St. | | 3 0 | | | |
| LAST 10 GAMES | | | | | | | | | | | | | | | | | | | |
| 61 | A | Pacific | | 0 3 | | 65 | A | Gonzaga | | 0 3 | | | | | | | | | |
| 139 | A | St. Mary's (CA) | | 0 3 | | 115 | A | Portland | | 0 3 | | | | | | | | | |
| 54 | H | Loyola Marymount | | 0 3 | | 139 | H | St. Mary's (CA) | | 0 3 | | | | | | | | | |
| 114 | H | Pepperdine | | 0 3 | | 11 | A | BYU | | 0 3 | | | | | | | | | |
| 106 | H | Santa Clara | | 0 3 | | 5 | A | San Diego | | 0 3 | | | | | | | | | |

Non-Div. I Games:

San Francisco

| | | | | | | | | | | | |
|-------------------|----------|-----------|-----------|----------------|-------------|---------------|-------|-------------|-------|-------------|-------|
| Average RPI Win: | 291 | WON-LOST | WINNING | LAST 10 | STRENGTH OF | OPP. STRENGTH | TEAM | ADJ | CONF. | ADJ CONF. | |
| Average RPI Loss: | 167 | RECORD | PCT. RANK | GAMES | SCHEDULE | OF SCHEDULE | RPI | RPI | RPI | RPI | |
| DIV. I ONLY | 10- 15 | .4 | 221 | 2- 8 | 252 | 276 | 250 | .43372 | 252 | 18 | 18 |
| DIV. I NON-CONF. | 9- 7 | .5625 | 143 | 1- 0 | 302 | 301 | 239 | .44247 | 241 | 20 | 20 |
| <hr/> | | | | | | | | | | | |
| TOTALS | RPI 1-25 | RPI 26-50 | | W-L RECORDS | | RPI 51-100 | | RPI 101-150 | | RPI 150+ | |
| 10- 15 | 0- 0 | 0- 1 | | OVERALL | | 0- 3 | | 0- 2 | | 10- 9 | |
| 5- 6 | 0- 0 | 0- 0 | | HOME | | 0- 2 | | 0- 1 | | 5- 3 | |
| 3- 7 | 0- 0 | 0- 1 | | AWAY | | 0- 1 | | 0- 1 | | 3- 4 | |
| 2- 2 | 0- 0 | 0- 0 | | NEUTRAL | | 0- 0 | | 0- 0 | | 2- 2 | |
| <hr/> | | | | | | | | | | | |
| 9- 7 | 0- 0 | 0- 0 | | NON-CONFERENCE | | 0- 2 | | 0- 0 | | 9- 5 | |
| 4- 2 | 0- 0 | 0- 0 | | HOME | | 0- 2 | | 0- 0 | | 4- 0 | |
| 3- 3 | 0- 0 | 0- 0 | | AWAY | | 0- 0 | | 0- 0 | | 3- 3 | |
| 2- 2 | 0- 0 | 0- 0 | | NEUTRAL | | 0- 0 | | 0- 0 | | 2- 2 | |
| <hr/> | | | | | | | | | | | |
| 1- 8 | 0- 0 | 0- 1 | | CONFERENCE | | 0- 1 | | 0- 2 | | 1- 4 | |
| 1- 4 | 0- 0 | 0- 0 | | HOME | | 0- 0 | | 0- 1 | | 1- 3 | |
| 0- 4 | 0- 0 | 0- 1 | | AWAY | | 0- 1 | | 0- 1 | | 0- 1 | |
| 0- 0 | 0- 0 | 0- 0 | | NEUTRAL | | 0- 0 | | 0- 0 | | 0- 0 | |
| <hr/> | | | | | | | | | | | |
| RPI | S | Opponent | Score | RPI | S | Opponent | Score | RPI | S | Opponent | Score |
| | | | | 33 | A | Dayton | 0 3 | 55 | H | Temple | 1 3 |
| | | | | | | | | 62 | H | Villanova | 1 3 |
| | | | | | | | | 100 | A | Saint Louis | 0 3 |
| | | | | | | | | | | | |
| | | | | | | | | | | | |
| | | | | | | | | | | | |
| | | | | | | | | | | | |
| | | | | | | | | | | | |
| | | | | | | | | | | | |
| | | | | | | | | | | | |
| | | | | | | | | | | | |
| | | | | | | | | | | | |
| | | | | | | | | | | | |
| | | | | | | | | | | | |
| | | | | | | | | | | | |
| | | | | | | | | | | | |
| | | | | | | | | | | | |
| | | | | | | | | | | | |
| | | | | | | | | | | | |
| | | | | | | | | | | | |
| | | | | | | | | | | | |
| | | | | | | | | | | | |
| | | | | | | | | | | | |
| | | | | | | | | | | | |
| | | | | | | | | | | | |
| | | | | | | | | | | | |
| | | | | | | | | | | | |
| | | | | | | | | | | | |
| | | | | | | | | | | | |
| | | | | | | | | | | | |
| | | | | | | | | | | | |
| | | | | | | | | | | | |
| | | | | | | | | | | | |
| | | | | | | | | | | | |
| | | | | | | | | | | | |
| | | | | | | | | | | | |
| | | | | | | | | | | | |
| | | | | | | | | | | | |
| | | | | | | | | | | | |
| | | | | | | | | | | | |
| | | | | | | | | | | | |
| | | | | | | | | | | | |
| | | | | | | | | | | | |
| | | | | | | | | | | | |
| | | | | | | | | | | | |
| | | | | | | | | | | | |
| | | | | | | | | | | | |
| | | | | | | | | | | | |
| | | | | | | | | | | | |
| | | | | | | | | | | | |
| | | | | | | | | | | | |
| | | | | | | | | | | | |
| | | | | | | | | | | | |
| | | | | | | | | | | | |
| | | | | | | | | | | | |
| | | | | | | | | | | | |
| | | | | | | | | | | | |
| | | | | | | | | | | | |
| | | | | | | | | | | | |
| | | | | | | | | | | | |
| | | | | | | | | | | | |
| | | | | | | | | | | | |
| | | | | | | | | | | | |
| | | | | | | | | | | | |
| | | | | | | | | | | | |
| | | | | | | | | | | | |
| | | | | | | | | | | | |
| | | | | | | | | | | | |
| | | | | | | | | | | | |
| | | | | | | | | | | | |
| | | | | | | | | | | | |
| | | | | | | | | | | | |
| | | | | | | | | | | | |
| | | | | | | | | | | | |
| | | | | | | | | | | | |
| | | | | | | | | | | | |
| | | | | | | | | | | | |
| | | | | | | | | | | | |
| | | | | | | </ | | | | | |

Non-Div. I Games:

La Salle

| Average RPI Win: | | 287 | WON-LOST RECORD | | WINNING PCT. RANK | | LAST 10 GAMES | | STRENGTH OF SCHEDULE | | OPP. STRENGTH OF SCHEDULE | | TEAM RPI | | ADJ RPI | | CONF. RPI | | ADJ CONF. RPI | | | | | |
|------------------|---|-------------|-----------------|-----------|-------------------|-----|---------------|----------------|----------------------|--------------------|---------------------------|------------|----------|----------|---------|----------------------|----------------------|-----|---------------|----------|----|-------|----|--|
| DIV. I ONLY | | | 11- 14 | | .44 | | 200 | | 5- 5 | | 279 | | 291 | | 255 | | .43364 | | 253 | | 29 | | 29 | |
| DIV. I NON-CONF. | | | 6- 10 | | .375 | | 231 | | 0- 2 | | 271 | | 263 | | 266 | | .42039 | | 266 | | 29 | | 29 | |
| TOTALS | | RPI 1-25 | | RPI 26-50 | | | | W-L RECORDS | | | | RPI 51-100 | | | | RPI 101-150 | | | | RPI 150+ | | | | |
| 11- 14 | | 0- 1 | | 0- 1 | | | | OVERALL | | | | 0- 0 | | | | 0- 1 | | | | 11- 11 | | | | |
| 6- 4 | | 0- 0 | | 0- 0 | | | | HOME | | | | 0- 0 | | | | 0- 1 | | | | 6- 3 | | | | |
| 4- 5 | | 0- 0 | | 0- 1 | | | | AWAY | | | | 0- 0 | | | | 0- 0 | | | | 4- 4 | | | | |
| 1- 5 | | 0- 1 | | 0- 0 | | | | NEUTRAL | | | | 0- 0 | | | | 0- 0 | | | | 1- 4 | | | | |
| 6- 10 | | 0- 1 | | 0- 1 | | | | NON-CONFERENCE | | | | 0- 0 | | | | 0- 1 | | | | 6- 7 | | | | |
| 3- 2 | | 0- 0 | | 0- 0 | | | | HOME | | | | 0- 0 | | | | 0- 1 | | | | 3- 1 | | | | |
| 2- 3 | | 0- 0 | | 0- 1 | | | | AWAY | | | | 0- 0 | | | | 0- 0 | | | | 2- 2 | | | | |
| 1- 5 | | 0- 1 | | 0- 0 | | | | NEUTRAL | | | | 0- 0 | | | | 0- 0 | | | | 1- 4 | | | | |
| 5- 4 | | 0- 0 | | 0- 0 | | | | CONFERENCE | | | | 0- 0 | | | | 0- 0 | | | | 5- 4 | | | | |
| 3- 2 | | 0- 0 | | 0- 0 | | | | HOME | | | | 0- 0 | | | | 0- 0 | | | | 3- 2 | | | | |
| 2- 2 | | 0- 0 | | 0- 0 | | | | AWAY | | | | 0- 0 | | | | 0- 0 | | | | 2- 2 | | | | |
| 0- 0 | | 0- 0 | | 0- 0 | | | | NEUTRAL | | | | 0- 0 | | | | 0- 0 | | | | 0- 0 | | | | |
| RPI | S | Opponent | | Score | | RPI | S | Opponent | | Score | | RPI | S | Opponent | | Score | | RPI | S | Opponent | | Score | | |
| 21 | N | Western Ky. | | 0 | 3 | 42 | A | Pittsburgh | | 0 | 3 | | | 120 | H | West Virginia | | 0 | 3 | | | | | |
| | | | | | | | | | | | | | | 172 | A | Duquesne | | 0 | 3 | | | | | |
| | | | | | | | | | | | | | | 182 | A | Sacred Heart | | 0 | 3 | | | | | |
| | | | | | | | | | | | | | | 185 | A | Kent St. | | 0 | 3 | | | | | |
| | | | | | | | | | | | | | | 192 | A | UMBC | | 3 | 2 | | | | | |
| | | | | | | | | | | | | | | 207 | H | Youngstown St. | | 1 | 3 | | | | | |
| | | | | | | | | | | | | | | 225 | N | Lehigh | | 1 | 3 | | | | | |
| | | | | | | | | | | | | | | 231 | A | Central Conn. St. | | 3 | 1 | | | | | |
| | | | | | | | | | | | | | | 231 | H | Central Conn. St. | | 2 | 3 | | | | | |
| | | | | | | | | | | | | | | 238 | H | LIU Brooklyn | | 3 | 0 | | | | | |
| | | | | | | | | | | | | | | 247 | A | Bryant | | 2 | 3 | | | | | |
| | | | | | | | | | | | | | | 247 | H | Bryant | | 1 | 3 | | | | | |
| | | | | | | | | | | | | | | 262 | N | Winthrop | | 2 | 3 | | | | | |
| | | | | | | | | | | | | | | 275 | N | Gardner-Webb | | 1 | 3 | | | | | |
| | | | | | | | | | | | | | | 277 | N | Morehead St. | | 1 | 3 | | | | | |
| | | | | | | | | | | | | | | 288 | A | The Citadel | | 3 | 2 | | | | | |
| | | | | | | | | | | | | | | 306 | H | Bucknell | | 3 | 2 | | | | | |
| | | | | | | | | | | | | | | 309 | H | Buffalo | | 3 | 0 | | | | | |
| | | | | | | | | | | | | | | 310 | N | Morgan St. | | 3 | 0 | | | | | |
| | | | | | | | | | | | | | | 311 | H | St. Francis Brooklyn | | 3 | 1 | | | | | |
| | | | | | | | | | | | | | | 317 | H | Saint Francis (PA) | | 3 | 0 | | | | | |
| | | | | | | | | | | | | | | 325 | A | Fairleigh Dickinson | | 3 | 0 | | | | | |
| | | | | | | | | | | | | | | 328 | H | Coppin St. | | 3 | 1 | | | | | |
| | | | | | | | | LAST 10 GAMES | | | | | | | | | | | | | | | | |
| | | | | | | | | 247 | A | Bryant | 2 | 3 | | | 311 | H | St. Francis Brooklyn | | 3 | 1 | | | | |
| | | | | | | | | 231 | A | Central Conn. St. | 3 | 1 | | | 182 | A | Sacred Heart | | 0 | 3 | | | | |
| | | | | | | | | 317 | H | Saint Francis (PA) | 3 | 0 | | | 325 | A | Fairleigh Dickinson | | 3 | 0 | | | | |
| | | | | | | | | 120 | H | West Virginia | 0 | 3 | | | 172 | A | Duquesne | | 0 | 3 | | | | |
| | | | | | | | | 238 | H | LIU Brooklyn | 3 | 0 | | | 247 | H | Bryant | | 1 | 3 | | | | |

| Average RPI Win: 317 | | WON-LOST | WINNING | LAST 10 | STRENGTH OF | | OPP. STRENGTH | TEAM | ADJ | | CONF. | ADJ CONF. | | | |
|-----------------------|---|-----------------|-----------|-----------|-------------|------------------|---------------|------------|-----|------------------|-------|-----------|----|-----------------|-------|
| Average RPI Loss: 161 | | RECORD | PCT. RANK | GAMES | SCHEDULE | | OF SCHEDULE | RPI | RPI | | RPI | RPI | | | |
| DIV. I ONLY | | 14- 8 | .63636 | 92 | 9- 1 | | 328 | 320 | 253 | .43184 | 254 | 32 | 32 | | |
| DIV. I NON-CONF. | | 3- 8 | .27273 | 272 | 0- 1 | | 279 | 225 | 288 | .39088 | 289 | 32 | 32 | | |
| <hr/> | | | | | | | | | | | | | | | |
| TOTALS | | RPI 1-25 | | RPI 26-50 | | W-L RECORDS | | RPI 51-100 | | RPI 101-150 | | RPI 150+ | | | |
| 14- 8 | | 0- 0 | | 0- 2 | | OVERALL | | 0- 1 | | 0- 1 | | 14- 4 | | | |
| 8- 5 | | 0- 0 | | 0- 0 | | HOME | | 0- 1 | | 0- 0 | | 8- 4 | | | |
| 5- 1 | | 0- 0 | | 0- 1 | | AWAY | | 0- 0 | | 0- 0 | | 5- 0 | | | |
| 1- 2 | | 0- 0 | | 0- 1 | | NEUTRAL | | 0- 0 | | 0- 1 | | 1- 0 | | | |
| 3- 8 | | 0- 0 | | 0- 2 | | NON-CONFERENCE | | 0- 1 | | 0- 1 | | 3- 4 | | | |
| 3- 5 | | 0- 0 | | 0- 0 | | HOME | | 0- 1 | | 0- 0 | | 3- 4 | | | |
| 0- 1 | | 0- 0 | | 0- 1 | | AWAY | | 0- 0 | | 0- 0 | | 0- 0 | | | |
| 0- 2 | | 0- 0 | | 0- 1 | | NEUTRAL | | 0- 0 | | 0- 1 | | 0- 0 | | | |
| 11- 0 | | 0- 0 | | 0- 0 | | CONFERENCE | | 0- 0 | | 0- 0 | | 11- 0 | | | |
| 5- 0 | | 0- 0 | | 0- 0 | | HOME | | 0- 0 | | 0- 0 | | 5- 0 | | | |
| 5- 0 | | 0- 0 | | 0- 0 | | AWAY | | 0- 0 | | 0- 0 | | 5- 0 | | | |
| 1- 0 | | 0- 0 | | 0- 0 | | NEUTRAL | | 0- 0 | | 0- 0 | | 1- 0 | | | |
| RPI | S | Opponent | Score | RPI | S | Opponent | Score | RPI | S | Opponent | Score | RPI | S | Opponent | Score |
| 36 | A | Arizona | 0 3 | 87 | H | Towson | 0 3 | 114 | N | Pepperdine | 0 3 | 211 | H | Tennessee St. | 2 3 |
| 44 | N | SMU | 0 3 | | | | | 213 | H | UMES | 0 3 | 259 | A | Texas Southern | 3 1 |
| | | | | | | | | 287 | H | UAB | 0 3 | 293 | H | Troy | 1 3 |
| | | | | | | | | 301 | H | N.C. A&T | 3 2 | 302 | A | Prairie View | 3 0 |
| | | | | | | | | 312 | H | Chicago St. | 3 1 | 319 | H | Alabama A&M | 3 1 |
| | | | | | | | | 320 | A | Southern U. | 3 0 | 323 | H | Ark.-Pine Bluff | 3 0 |
| | | | | | | | | 323 | N | Ark.-Pine Bluff | 3 0 | 324 | H | Jackson St. | 3 0 |
| | | | | | | | | 329 | A | Grambling | 3 0 | 329 | H | Grambling | 3 0 |
| | | | | | | | | 330 | H | Savannah St. | 3 0 | 331 | A | Alcorn | 3 0 |
| | | | | | | | | 334 | H | Mississippi Val. | 3 0 | | | | |
| <hr/> | | | | | | | | | | | | | | | |
| LAST 10 GAMES | | | | | | | | | | | | | | | |
| 329 | H | Grambling | 3 0 | 259 | A | Texas Southern | 3 1 | | | | | | | | |
| 323 | H | Ark.-Pine Bluff | 3 0 | 324 | H | Jackson St. | 3 0 | | | | | | | | |
| 287 | H | UAB | 0 3 | 334 | H | Mississippi Val. | 3 0 | | | | | | | | |
| 319 | H | Alabama A&M | 3 1 | 323 | N | Ark.-Pine Bluff | 3 0 | | | | | | | | |
| 302 | A | Prairie View | 3 0 | 329 | A | Grambling | 3 0 | | | | | | | | |

Non-Div. I Games:

Alabama St.

| Average RPI Win: | 276 | WON-LOST RECORD | WINNING PCT. RANK | LAST 10 GAMES | STRENGTH OF SCHEDULE | OPP. STRENGTH OF SCHEDULE | TEAM RPI | ADJ RPI | CONF. RPI | ADJ CONF. RPI | |
|-------------------|----------|-----------------|-------------------|----------------|----------------------|---------------------------|--------------------|------------|-----------|--------------------|-------|
| Average RPI Loss: | 173 | | | | | | | | | | |
| DIV. I ONLY | | 10- 13 | .43478 203 | 4- 6 | 290 | 259 | 257 | .43169 255 | 28 | 27 | |
| DIV. I NON-CONF. | | 6- 6 | .5 166 | 0- 0 | 256 | 253 | 223 | .46007 223 | 25 | 25 | |
| <hr/> | | | | | | | | | | | |
| TOTALS | RPI 1-25 | RPI 26-50 | | W-L RECORDS | RPI 51-100 | | RPI 101-150 | | RPI 150+ | | |
| 10- 13 | 0- 0 | 0- 0 | | OVERALL | 0- 4 | | 0- 0 | | 10- 9 | | |
| 3- 5 | 0- 0 | 0- 0 | | HOME | 0- 1 | | 0- 0 | | 3- 4 | | |
| 3- 6 | 0- 0 | 0- 0 | | AWAY | 0- 2 | | 0- 0 | | 3- 4 | | |
| 4- 2 | 0- 0 | 0- 0 | | NEUTRAL | 0- 1 | | 0- 0 | | 4- 1 | | |
| <hr/> | | | | | | | | | | | |
| 6- 6 | 0- 0 | 0- 0 | | NON-CONFERENCE | 0- 3 | | 0- 0 | | 6- 3 | | |
| 1- 2 | 0- 0 | 0- 0 | | HOME | 0- 0 | | 0- 0 | | 1- 2 | | |
| 1- 2 | 0- 0 | 0- 0 | | AWAY | 0- 2 | | 0- 0 | | 1- 0 | | |
| 4- 2 | 0- 0 | 0- 0 | | NEUTRAL | 0- 1 | | 0- 0 | | 4- 1 | | |
| <hr/> | | | | | | | | | | | |
| 4- 7 | 0- 0 | 0- 0 | | CONFERENCE | 0- 1 | | 0- 0 | | 4- 6 | | |
| 2- 3 | 0- 0 | 0- 0 | | HOME | 0- 1 | | 0- 0 | | 2- 2 | | |
| 2- 4 | 0- 0 | 0- 0 | | AWAY | 0- 0 | | 0- 0 | | 2- 4 | | |
| 0- 0 | 0- 0 | 0- 0 | | NEUTRAL | 0- 0 | | 0- 0 | | 0- 0 | | |
| <hr/> | | | | | | | | | | | |
| RPI S | Opponent | Score | RPI S | Opponent | Score | RPI S | Opponent | Score | RPI S | Opponent | Score |
| | | | | | | 60 A | UCF | 1 3 | 161 A | Sam Houston St. | 0 3 |
| | | | | | | 66 H | A&M-Corpus Christi | 0 3 | 162 A | SFA | 0 3 |
| | | | | | | 77 A | Arkansas St. | 0 3 | 174 N | Belmont | 2 3 |
| | | | | | | 79 N | Tulsa | 1 3 | 178 A | Memphis | 3 1 |
| | | | | | | | | | 197 A | Houston Baptist | 1 3 |
| | | | | | | | | | 210 N | Central Mich. | 3 0 |
| | | | | | | | | | 239 H | Northwestern St. | 0 3 |
| | | | | | | | | | 244 H | Oral Roberts | 1 3 |
| | | | | | | | | | 248 H | Incarnate Word | 1 3 |
| | | | | | | | | | 256 N | UNC Asheville | 3 1 |
| | | | | | | | | | 264 N | UT Martin | 3 0 |
| | | | | | | | | | 265 A | Lamar University | 2 3 |
| | | | | | | | | | 273 A | McNeese | 3 1 |
| | | | | | | | | | 281 H | La.-Monroe | 2 3 |
| | | | | | | | | | 305 H | Southeastern La. | 3 0 |
| | | | | | | | | | 312 N | Chicago St. | 3 1 |
| | | | | | | | | | 316 A | Nicholls St. | 3 1 |
| | | | | | | | | | 318 H | New Orleans | 3 0 |
| | | | | | | | | | 331 H | Alcorn | 3 0 |
| <hr/> | | | | | | | | | | | |
| LAST 10 GAMES | | | | | | | | | | | |
| | | | | | | 161 A | Sam Houston St. | 0 3 | 265 A | Lamar University | 2 3 |
| | | | | | | 162 A | SFA | 0 3 | 66 H | A&M-Corpus Christi | 0 3 |
| | | | | | | 318 H | New Orleans | 3 0 | 239 H | Northwestern St. | 0 3 |
| | | | | | | 305 H | Southeastern La. | 3 0 | 273 A | McNeese | 3 1 |
| | | | | | | 197 A | Houston Baptist | 1 3 | 316 A | Nicholls St. | 3 1 |

Non-Div. I Games:

Central Ark.

| Average RPI Win: 277 | | WON-LOST | WINNING | LAST 10 | STRENGTH OF | | OPP. STRENGTH | TEAM | ADJ | CONF. | ADJ CONF. |
|-----------------------|----------|----------|-----------|----------------|-------------|-------|----------------|-------|-------------|----------------|-----------|
| Average RPI Loss: 188 | | RECORD | PCT. RANK | GAMES | SCHEDULE | | OF SCHEDULE | RPI | RPI | RPI | RPI |
| DIV. I ONLY | | 9- 11 | .45 | 199 | 4- 6 | | 286 | 286 | 254 | .4311 | 256 |
| DIV. I NON-CONF. | | 5- 5 | .5 | 166 | 0- 0 | | 327 | 296 | 285 | .39938 | 285 |
| TOTALS | | RPI 1-25 | RPI 26-50 | | W-L RECORDS | | RPI 51-100 | | RPI 101-150 | | RPI 150+ |
| 9- 11 | 0- 0 | 0- 0 | | OVERALL | | 0- 1 | | 1- 3 | | 8- 7 | |
| 7- 3 | 0- 0 | 0- 0 | | HOME | | 0- 0 | | 1- 1 | | 6- 2 | |
| 1- 5 | 0- 0 | 0- 0 | | AWAY | | 0- 1 | | 0- 2 | | 1- 2 | |
| 1- 3 | 0- 0 | 0- 0 | | NEUTRAL | | 0- 0 | | 0- 0 | | 1- 3 | |
| 5- 5 | 0- 0 | 0- 0 | | NON-CONFERENCE | | 0- 1 | | 0- 1 | | 5- 3 | |
| 4- 0 | 0- 0 | 0- 0 | | HOME | | 0- 0 | | 0- 0 | | 4- 0 | |
| 0- 2 | 0- 0 | 0- 0 | | AWAY | | 0- 1 | | 0- 1 | | 0- 0 | |
| 1- 3 | 0- 0 | 0- 0 | | NEUTRAL | | 0- 0 | | 0- 0 | | 1- 3 | |
| 4- 6 | 0- 0 | 0- 0 | | CONFERENCE | | 0- 0 | | 1- 2 | | 3- 4 | |
| 3- 3 | 0- 0 | 0- 0 | | HOME | | 0- 0 | | 1- 1 | | 2- 2 | |
| 1- 3 | 0- 0 | 0- 0 | | AWAY | | 0- 0 | | 0- 1 | | 1- 2 | |
| 0- 0 | 0- 0 | 0- 0 | | NEUTRAL | | 0- 0 | | 0- 0 | | 0- 0 | |
| RPI S | Opponent | Score | RPI S | Opponent | Score | RPI S | Opponent | Score | RPI S | Opponent | Score |
| | | | | | | 60 A | UCF | 0 3 | 127 A | High Point | 0 3 |
| | | | | | | | | | 127 H | High Point | 3 0 |
| | | | | | | | | | 138 H | Radford | 1 3 |
| | | | | | | | | | 141 A | Georgia | 1 3 |
| | | | | | | | | | 170 H | Liberty | 2 3 |
| | | | | | | | | | 179 A | Campbell | 0 3 |
| | | | | | | | | | 210 N | Central Mich. | 0 3 |
| | | | | | | | | | 251 N | San Francisco | 1 3 |
| | | | | | | | | | 255 N | Central Ark. | 1 3 |
| | | | | | | | | | 262 H | Winthrop | 3 1 |
| | | | | | | | | | 267 H | Western Caro. | 3 0 |
| | | | | | | | | | 271 A | Charleston So. | 1 3 |
| | | | | | | | | | 271 H | Charleston So. | 1 3 |
| | | | | | | | | | 275 A | Gardner-Webb | 3 2 |
| | | | | | | | | | 285 H | Stetson | 3 2 |
| | | | | | | | | | 297 H | Presbyterian | 3 2 |
| | | | | | | | | | 319 H | Alabama A&M | 3 0 |
| | | | | | | | | | 327 H | N.C. Central | 3 0 |
| | | | | | | | | | 330 N | Savannah St. | 3 0 |
| LAST 10 GAMES | | | | | | | | | | | |
| | | | | | | 271 A | Charleston So. | 1 3 | 275 A | Gardner-Webb | 3 2 |
| | | | | | | 297 H | Presbyterian | 3 2 | 138 H | Radford | 1 3 |
| | | | | | | 127 H | High Point | 3 0 | 170 H | Liberty | 2 3 |
| | | | | | | 262 H | Winthrop | 3 1 | 127 A | High Point | 0 3 |
| | | | | | | 271 H | Charleston So. | 1 3 | 179 A | Campbell | 0 3 |

Non-Div. I Games: Montreat 3 0

UNC Asheville

| Average RPI Win: 279 | | WON-LOST RECORD | | WINNING PCT. RANK | | LAST 10 GAMES | | STRENGTH OF SCHEDULE | | OPP. STRENGTH OF SCHEDULE | | TEAM RPI | | ADJ RPI | | CONF. RPI | | ADJ CONF. RPI | |
|----------------------|---|-----------------|--|-------------------|--|----------------|---|----------------------|--|---------------------------|--|----------|---|----------------------|--|-----------|--|---------------|--|
| DIV. I ONLY | | 10- 14 | | .41667 210 | | 3- 7 | | 272 | | 285 | | 256 | | .42959 257 | | 18 | | 18 | |
| DIV. I NON-CONF. | | 7- 8 | | .46667 185 | | 0- 1 | | 304 | | 315 | | 270 | | .41436 271 | | 20 | | 20 | |
| TOTALS | | RPI 1-25 | | RPI 26-50 | | W-L RECORDS | | RPI 51-100 | | RPI 101-150 | | RPI 150+ | | | | | | | |
| 10- 14 | | 0- 0 | | 0- 1 | | OVERALL | | 0- 2 | | 0- 1 | | 10- 10 | | | | | | | |
| 4- 4 | | 0- 0 | | 0- 1 | | HOME | | 0- 1 | | 0- 0 | | 4- 2 | | | | | | | |
| 2- 8 | | 0- 0 | | 0- 0 | | AWAY | | 0- 1 | | 0- 1 | | 2- 6 | | | | | | | |
| 4- 2 | | 0- 0 | | 0- 0 | | NEUTRAL | | 0- 0 | | 0- 0 | | 4- 2 | | | | | | | |
| 7- 8 | | 0- 0 | | 0- 0 | | NON-CONFERENCE | | 0- 1 | | 0- 0 | | 7- 7 | | | | | | | |
| 3- 1 | | 0- 0 | | 0- 0 | | HOME | | 0- 0 | | 0- 0 | | 3- 1 | | | | | | | |
| 0- 5 | | 0- 0 | | 0- 0 | | AWAY | | 0- 1 | | 0- 0 | | 0- 4 | | | | | | | |
| 4- 2 | | 0- 0 | | 0- 0 | | NEUTRAL | | 0- 0 | | 0- 0 | | 4- 2 | | | | | | | |
| 3- 6 | | 0- 0 | | 0- 1 | | CONFERENCE | | 0- 1 | | 0- 1 | | 3- 3 | | | | | | | |
| 1- 3 | | 0- 0 | | 0- 1 | | HOME | | 0- 1 | | 0- 0 | | 1- 1 | | | | | | | |
| 2- 3 | | 0- 0 | | 0- 0 | | AWAY | | 0- 0 | | 0- 1 | | 2- 2 | | | | | | | |
| 0- 0 | | 0- 0 | | 0- 0 | | NEUTRAL | | 0- 0 | | 0- 0 | | 0- 0 | | | | | | | |
| RPI | S | Opponent | | Score | | RPI | S | Opponent | | Score | | RPI | S | Opponent | | Score | | | |
| | | | | | | 33 | H | Dayton | | 0 3 | | 80 | A | Northeastern | | 1 3 | | | |
| | | | | | | | | | | | | 100 | H | Saint Louis | | 1 3 | | | |
| | | | | | | | | | | | | 146 | A | Rhode Island | | 0 3 | | | |
| | | | | | | | | | | | | 172 | A | Duquesne | | 0 3 | | | |
| | | | | | | | | | | | | 172 | H | Duquesne | | 1 3 | | | |
| | | | | | | | | | | | | 175 | A | Columbia | | 0 3 | | | |
| | | | | | | | | | | | | 205 | N | Binghamton | | 1 3 | | | |
| | | | | | | | | | | | | 221 | N | Providence | | 1 3 | | | |
| | | | | | | | | | | | | 225 | N | Lehigh | | 3 2 | | | |
| | | | | | | | | | | | | 231 | A | Central Conn. St. | | 1 3 | | | |
| | | | | | | | | | | | | 240 | A | Stony Brook | | 2 3 | | | |
| | | | | | | | | | | | | 241 | A | George Washington | | 3 0 | | | |
| | | | | | | | | | | | | 250 | H | Quinnipiac | | 3 0 | | | |
| | | | | | | | | | | | | 252 | A | La Salle | | 2 3 | | | |
| | | | | | | | | | | | | 252 | H | La Salle | | 3 1 | | | |
| | | | | | | | | | | | | 286 | N | Hartford | | 3 2 | | | |
| | | | | | | | | | | | | 292 | A | George Mason | | 3 1 | | | |
| | | | | | | | | | | | | 297 | N | Presbyterian | | 3 0 | | | |
| | | | | | | | | | | | | 300 | H | Manhattan | | 3 0 | | | |
| | | | | | | | | | | | | 311 | A | St. Francis Brooklyn | | 2 3 | | | |
| | | | | | | | | | | | | 313 | H | NJIT | | 2 3 | | | |
| | | | | | | | | | | | | 315 | N | Iona | | 3 1 | | | |
| | | | | | | | | | | | | 333 | H | Saint Peter's | | 3 0 | | | |
| | | | | | | LAST 10 GAMES | | | | | | | | | | | | | |
| | | | | | | 146 | A | Rhode Island | | 0 3 | | 292 | A | George Mason | | 3 1 | | | |
| | | | | | | 252 | A | La Salle | | 2 3 | | 241 | A | George Washington | | 3 0 | | | |
| | | | | | | 172 | A | Duquesne | | 0 3 | | 172 | H | Duquesne | | 1 3 | | | |
| | | | | | | 33 | H | Dayton | | 0 3 | | 252 | H | La Salle | | 3 1 | | | |
| | | | | | | 100 | H | Saint Louis | | 1 3 | | 240 | A | Stony Brook | | 2 3 | | | |

Non-Div. I Games:

Fordham

| | | | | | | | | | | | |
|-------------------|----------|-----------|------------------------|----------------|-------------|---------------|-------------------------|--------|----------|------------------|-------|
| Average RPI Win: | 241 | WON-LOST | WINNING | LAST 10 | STRENGTH OF | OPP. STRENGTH | TEAM | ADJ | CONF. | ADJ CONF. | |
| Average RPI Loss: | 164 | RECORD | PCT. RANK | GAMES | SCHEDULE | OF SCHEDULE | RPI | RPI | RPI | RPI | |
| DIV. I ONLY | 7- 18 | .28 | 273 | 6- 4 | 201 | 224 | 260 | .42803 | 258 | 28 | 27 |
| DIV. I NON-CONF. | 1- 14 | .06667 | 320 | 0- 0 | 127 | 181 | 281 | .40375 | 280 | 25 | 25 |
| <hr/> | | | | | | | | | | | |
| TOTALS | RPI 1-25 | RPI 26-50 | | W-L RECORDS | RPI 51-100 | | RPI 101-150 | | RPI 150+ | | |
| 7- 18 | 0- 0 | 0- 0 | | OVERALL | 0- 4 | | 0- 5 | | 7- 9 | | |
| 5- 0 | 0- 0 | 0- 0 | | HOME | 0- 0 | | 0- 0 | | 5- 0 | | |
| 2- 8 | 0- 0 | 0- 0 | | AWAY | 0- 1 | | 0- 2 | | 2- 5 | | |
| 0- 10 | 0- 0 | 0- 0 | | NEUTRAL | 0- 3 | | 0- 3 | | 0- 4 | | |
| <hr/> | | | | | | | | | | | |
| 1- 14 | 0- 0 | 0- 0 | | NON-CONFERENCE | 0- 3 | | 0- 5 | | 1- 6 | | |
| 1- 0 | 0- 0 | 0- 0 | | HOME | 0- 0 | | 0- 0 | | 1- 0 | | |
| 0- 4 | 0- 0 | 0- 0 | | AWAY | 0- 0 | | 0- 2 | | 0- 2 | | |
| 0- 10 | 0- 0 | 0- 0 | | NEUTRAL | 0- 3 | | 0- 3 | | 0- 4 | | |
| <hr/> | | | | | | | | | | | |
| 6- 4 | 0- 0 | 0- 0 | | CONFERENCE | 0- 1 | | 0- 0 | | 6- 3 | | |
| 4- 0 | 0- 0 | 0- 0 | | HOME | 0- 0 | | 0- 0 | | 4- 0 | | |
| 2- 4 | 0- 0 | 0- 0 | | AWAY | 0- 1 | | 0- 0 | | 2- 3 | | |
| 0- 0 | 0- 0 | 0- 0 | | NEUTRAL | 0- 0 | | 0- 0 | | 0- 0 | | |
| <hr/> | | | | | | | | | | | |
| RPI S | Opponent | Score | RPI S | Opponent | Score | RPI S | Opponent | Score | RPI S | Opponent | Score |
| | | | | | | 63 N | FGCU | 1 3 | 116 N | Arizona St. | 0 3 |
| | | | | | | 66 A | A&M-Corpus Christi | 0 3 | 119 A | Texas Tech | 0 3 |
| | | | | | | 84 N | South Dakota | 1 3 | 123 N | UTRGV | 2 3 |
| | | | | | | 95 N | Tulane | 0 3 | 123 N | UTRGV | 0 3 |
| | | | | | | | | | 148 A | New Mexico | 0 3 |
| | | | | | | | | | 161 H | Sam Houston St. | 3 2 |
| | | | | | | | | | 162 H | SFA | 3 2 |
| | | | | | | | | | 163 A | Fla. Atlantic | 1 3 |
| | | | | | | | | | 166 N | Fairfield | 0 3 |
| | | | | | | | | | 180 H | UT Arlington | 3 2 |
| | | | | | | | | | 197 A | Houston Baptist | 0 3 |
| | | | | | | | | | 201 N | UMKC | 0 3 |
| | | | | | | | | | 217 N | Idaho | 1 3 |
| | | | | | | | | | 244 N | Oral Roberts | 0 3 |
| | | | | | | | | | 248 A | Incarnate Word | 3 2 |
| | | | | | | | | | 265 A | Lamar University | 0 3 |
| | | | | | | | | | 273 A | McNeese | 0 3 |
| | | | | | | | | | 283 A | Omaha | 2 3 |
| | | | | | | | | | 305 H | Southeastern La. | 3 1 |
| | | | | | | | | | 316 A | Nicholls St. | 3 0 |
| | | | 318 H | New Orleans | 3 1 | | | | | | |
| <hr/> | | | | | | | | | | | |
| | | | LAST 10 GAMES | | | | | | | | |
| | | | 265 A Lamar University | | | 0 3 | 273 A McNeese | | | 0 3 | |
| | | | 161 H Sam Houston St. | | | 3 2 | 305 H Southeastern La. | | | 3 1 | |
| | | | 162 H SFA | | | 3 2 | 318 H New Orleans | | | 3 1 | |
| | | | 197 A Houston Baptist | | | 0 3 | 248 A Incarnate Word | | | 3 2 | |
| | | | 316 A Nicholls St. | | | 3 0 | 66 A A&M-Corpus Christi | | | 0 3 | |

Non-Div. I Games:

Abilene Christian

| Average RPI Win: | 316 | WON-LOST RECORD | WINNING PCT. RANK | LAST 10 GAMES | STRENGTH OF SCHEDULE | OPP. STRENGTH OF SCHEDULE | TEAM RPI | ADJ RPI | CONF. RPI | ADJ CONF. RPI | |
|-------------------|------------------|-----------------|------------------------|----------------|----------------------|---------------------------|------------------------|---------|-----------|---------------|-------|
| Average RPI Loss: | 185 | | | | | | | | | | |
| DIV. I ONLY | 13- 9 | .59091 | 120 | 8- 2 | 325 | 322 | 261 | .42778 | 259 | 32 | 32 |
| DIV. I NON-CONF. | 2- 8 | .2 | 289 | 0- 1 | 228 | 217 | 286 | .39933 | 286 | 32 | 32 |
| <hr/> | | | | | | | | | | | |
| TOTALS | RPI 1-25 | RPI 26-50 | | W-L RECORDS | RPI 51-100 | | RPI 101-150 | | RPI 150+ | | |
| 13- 9 | 0- 0 | 0- 0 | | OVERALL | 0- 1 | | 0- 2 | | 13- 6 | | |
| 6- 2 | 0- 0 | 0- 0 | | HOME | 0- 0 | | 0- 0 | | 6- 2 | | |
| 4- 2 | 0- 0 | 0- 0 | | AWAY | 0- 0 | | 0- 0 | | 4- 2 | | |
| 3- 5 | 0- 0 | 0- 0 | | NEUTRAL | 0- 1 | | 0- 2 | | 3- 2 | | |
| <hr/> | | | | | | | | | | | |
| 2- 8 | 0- 0 | 0- 0 | | NON-CONFERENCE | 0- 1 | | 0- 2 | | 2- 5 | | |
| 0- 1 | 0- 0 | 0- 0 | | HOME | 0- 0 | | 0- 0 | | 0- 1 | | |
| 0- 2 | 0- 0 | 0- 0 | | AWAY | 0- 0 | | 0- 0 | | 0- 2 | | |
| 2- 5 | 0- 0 | 0- 0 | | NEUTRAL | 0- 1 | | 0- 2 | | 2- 2 | | |
| <hr/> | | | | | | | | | | | |
| 11- 1 | 0- 0 | 0- 0 | | CONFERENCE | 0- 0 | | 0- 0 | | 11- 1 | | |
| 6- 1 | 0- 0 | 0- 0 | | HOME | 0- 0 | | 0- 0 | | 6- 1 | | |
| 4- 0 | 0- 0 | 0- 0 | | AWAY | 0- 0 | | 0- 0 | | 4- 0 | | |
| 1- 0 | 0- 0 | 0- 0 | | NEUTRAL | 0- 0 | | 0- 0 | | 1- 0 | | |
| <hr/> | | | | | | | | | | | |
| RPI S | Opponent | Score | RPI S | Opponent | Score | RPI S | Opponent | Score | RPI S | Opponent | Score |
| | | | | | | 87 N | Towson | 0 3 | 113 N | Fresno St. | 0 3 |
| | | | | | | 133 N | Idaho St. | 1 3 | | | |
| | | | | | | 197 H | Houston Baptist | 1 3 | | | |
| | | | | | | 211 N | Tennessee St. | 0 3 | | | |
| | | | | | | 212 A | Houston | 1 3 | | | |
| | | | | | | 213 N | UMES | 1 3 | | | |
| | | | | | | 248 A | Incarnate Word | 0 3 | | | |
| | | | | | | 254 H | Alabama St. | 1 3 | | | |
| | | | | | | 265 N | Lamar University | 3 2 | | | |
| | | | | | | 301 N | N.C. A&T | 3 0 | | | |
| | | | | | | 302 H | Prairie View | 3 0 | | | |
| | | | | | | 302 N | Prairie View | 3 1 | | | |
| | | | | | | 319 H | Alabama A&M | 3 1 | | | |
| | | | | | | 320 H | Southern U. | 3 0 | | | |
| | | | | | | 323 A | Ark.-Pine Bluff | 3 1 | | | |
| | | | | | | 324 A | Jackson St. | 3 0 | | | |
| | | | | | | 324 H | Jackson St. | 3 0 | | | |
| | | | | | | 329 A | Grambling | 3 1 | | | |
| | | | | | | 331 H | Alcorn | 3 0 | | | |
| | | | | | | 334 A | Mississippi Val. | 3 0 | | | |
| 334 H | Mississippi Val. | 3 0 | | | | | | | | | |
| | | | LAST 10 GAMES | | | | | | | | |
| | | | 324 H Jackson St. | | | 3 0 | 254 H Alabama St. | | | 1 3 | |
| | | | 334 H Mississippi Val. | | | 3 0 | 302 H Prairie View | | | 3 0 | |
| | | | 320 H Southern U. | | | 3 0 | 197 H Houston Baptist | | | 1 3 | |
| | | | 331 H Alcorn | | | 3 0 | 324 A Jackson St. | | | 3 0 | |
| | | | 319 H Alabama A&M | | | 3 1 | 334 A Mississippi Val. | | | 3 0 | |

Non-Div. I Games: St. Thomas (TX) 3 0

Texas Southern

| Average RPI Win: | | 283 | WON-LOST RECORD | | WINNING PCT. RANK | | LAST 10 GAMES | | STRENGTH OF SCHEDULE | | OPP. STRENGTH OF SCHEDULE | | TEAM RPI | | ADJ RPI | | CONF. RPI | | ADJ CONF. RPI | |
|------------------|---|-------------|-----------------|-----------|-------------------|----------------|---------------|----------------|----------------------|-------------|---------------------------|----------|----------|-----------------|------------|-------|-----------|--|---------------|--|
| DIV. I ONLY | | | 5- 20 | | .2 300 | | 1- 9 | | 146 | | 215 | | 259 | | .42675 260 | | 14 | | 14 | |
| DIV. I NON-CONF. | | | 3- 12 | | .2 289 | | 0- 2 | | 202 | | 190 | | 278 | | .41043 277 | | 17 | | 17 | |
| TOTALS | | RPI 1-25 | | RPI 26-50 | | W-L RECORDS | | RPI 51-100 | | RPI 101-150 | | RPI 150+ | | | | | | | | |
| 5- 20 | | 0- 1 | | 0- 1 | | OVERALL | | 0- 5 | | 0- 4 | | 5- 9 | | | | | | | | |
| 1- 8 | | 0- 1 | | 0- 0 | | HOME | | 0- 2 | | 0- 3 | | 1- 2 | | | | | | | | |
| 2- 8 | | 0- 0 | | 0- 0 | | AWAY | | 0- 2 | | 0- 1 | | 2- 5 | | | | | | | | |
| 2- 4 | | 0- 0 | | 0- 1 | | NEUTRAL | | 0- 1 | | 0- 0 | | 2- 2 | | | | | | | | |
| 3- 12 | | 0- 0 | | 0- 1 | | NON-CONFERENCE | | 0- 2 | | 0- 3 | | 3- 6 | | | | | | | | |
| 1- 3 | | 0- 0 | | 0- 0 | | HOME | | 0- 0 | | 0- 2 | | 1- 1 | | | | | | | | |
| 0- 5 | | 0- 0 | | 0- 0 | | AWAY | | 0- 1 | | 0- 1 | | 0- 3 | | | | | | | | |
| 2- 4 | | 0- 0 | | 0- 1 | | NEUTRAL | | 0- 1 | | 0- 0 | | 2- 2 | | | | | | | | |
| 2- 8 | | 0- 1 | | 0- 0 | | CONFERENCE | | 0- 3 | | 0- 1 | | 2- 3 | | | | | | | | |
| 0- 5 | | 0- 1 | | 0- 0 | | HOME | | 0- 2 | | 0- 1 | | 0- 1 | | | | | | | | |
| 2- 3 | | 0- 0 | | 0- 0 | | AWAY | | 0- 1 | | 0- 0 | | 2- 2 | | | | | | | | |
| 0- 0 | | 0- 0 | | 0- 0 | | NEUTRAL | | 0- 0 | | 0- 0 | | 0- 0 | | | | | | | | |
| RPI | S | Opponent | | Score | | RPI | S | Opponent | | Score | | RPI | S | Opponent | | Score | | | | |
| 21 | H | Western Ky. | | 0 3 | | 47 | N | Cincinnati | | 1 3 | | 59 | H | UTSA | | 1 3 | | | | |
| | | | | | | | | | | | | 85 | H | Rice | | 0 3 | | | | |
| | | | | | | | | | | | | 91 | A | Tennessee | | 0 3 | | | | |
| | | | | | | | | | | | | 94 | N | Nevada | | 0 3 | | | | |
| | | | | | | | | | | | | 99 | A | Marshall | | 0 3 | | | | |
| | | | | | | | | | | | | 109 | H | Illinois St. | | 0 3 | | | | |
| | | | | | | | | | | | | 117 | H | Southern Miss. | | 0 3 | | | | |
| | | | | | | | | | | | | 139 | A | St. Mary's (CA) | | 1 3 | | | | |
| | | | | | | | | | | | | 140 | H | Austin Peay | | 2 3 | | | | |
| | | | | | | | | | | | | 155 | H | Seton Hall | | 0 3 | | | | |
| | | | | | | | | | | | | 159 | A | VCU | | 0 3 | | | | |
| | | | | | | | | | | | | 163 | A | Fla. Atlantic | | 0 3 | | | | |
| | | | | | | | | | | | | 170 | N | Liberty | | 0 3 | | | | |
| | | | | | | | | | | | | 199 | A | Wake Forest | | 0 3 | | | | |
| | | | | | | | | | | | | 211 | A | Tennessee St. | | 1 3 | | | | |
| | | | | | | | | | | | | 263 | H | Tennessee Tech | | 3 2 | | | | |
| | | | | | | | | | | | | 268 | N | UC Riverside | | 1 3 | | | | |
| | | | | | | | | | | | | 272 | A | Louisiana Tech | | 1 3 | | | | |
| | | | | | | | | | | | | 274 | A | Charlotte | | 3 2 | | | | |
| | | | | | | | | | | | | 281 | N | La.-Monroe | | 3 0 | | | | |
| | | | | | | | | | | | | 287 | A | UAB | | 3 1 | | | | |
| | | | | | | | | | | | | 287 | H | UAB | | 1 3 | | | | |
| | | | | | | | | | | | | 310 | N | Morgan St. | | 3 1 | | | | |
| LAST 10 GAMES | | | | | | LAST 10 GAMES | | | | | | | | | | | | | | |
| | | | | | | 287 | H | UAB | | 1 3 | | 163 | A | Fla. Atlantic | | 0 3 | | | | |
| | | | | | | 117 | H | Southern Miss. | | 0 3 | | 272 | A | Louisiana Tech | | 1 3 | | | | |
| | | | | | | 140 | H | Austin Peay | | 2 3 | | 211 | A | Tennessee St. | | 1 3 | | | | |
| | | | | | | 274 | A | Charlotte | | 3 2 | | 21 | H | Western Ky. | | 0 3 | | | | |
| | | | | | | 59 | H | UTSA | | 1 3 | | 85 | H | Rice | | 0 3 | | | | |

Non-Div. I Games:

Middle Tenn.

| Average RPI Win: 265 | | WON-LOST RECORD | | WINNING PCT. RANK | | LAST 10 GAMES | | STRENGTH OF SCHEDULE | | OPP. STRENGTH OF SCHEDULE | | TEAM RPI | | ADJ RPI | | CONF. RPI | | ADJ CONF. RPI | |
|----------------------|---|-----------------|--|-------------------|-----|----------------|----------------|----------------------|-------|---------------------------|---|------------------|--|------------|--|-----------|--|---------------|--|
| DIV. I ONLY | | 7- 15 | | .31818 259 | | 2- 8 | | 256 | | 149 | | 264 | | .42671 261 | | 12 | | 12 | |
| DIV. I NON-CONF. | | 5- 6 | | .45455 196 | | 0- 0 | | 318 | | 228 | | 275 | | .41252 274 | | 11 | | 11 | |
| TOTALS | | RPI 1-25 | | RPI 26-50 | | W-L RECORDS | | RPI 51-100 | | RPI 101-150 | | RPI 150+ | | | | | | | |
| 7- 15 | | 0- 0 | | 0- 1 | | OVERALL | | 0- 4 | | 0- 3 | | 7- 7 | | | | | | | |
| 2- 4 | | 0- 0 | | 0- 0 | | HOME | | 0- 2 | | 0- 1 | | 2- 1 | | | | | | | |
| 1- 8 | | 0- 0 | | 0- 1 | | AWAY | | 0- 1 | | 0- 2 | | 1- 4 | | | | | | | |
| 4- 3 | | 0- 0 | | 0- 0 | | NEUTRAL | | 0- 1 | | 0- 0 | | 4- 2 | | | | | | | |
| 5- 6 | | 0- 0 | | 0- 0 | | NON-CONFERENCE | | 0- 1 | | 0- 1 | | 5- 4 | | | | | | | |
| 0- 0 | | 0- 0 | | 0- 0 | | HOME | | 0- 0 | | 0- 0 | | 0- 0 | | | | | | | |
| 1- 3 | | 0- 0 | | 0- 0 | | AWAY | | 0- 0 | | 0- 1 | | 1- 2 | | | | | | | |
| 4- 3 | | 0- 0 | | 0- 0 | | NEUTRAL | | 0- 1 | | 0- 0 | | 4- 2 | | | | | | | |
| 2- 9 | | 0- 0 | | 0- 1 | | CONFERENCE | | 0- 3 | | 0- 2 | | 2- 3 | | | | | | | |
| 2- 4 | | 0- 0 | | 0- 0 | | HOME | | 0- 2 | | 0- 1 | | 2- 1 | | | | | | | |
| 0- 5 | | 0- 0 | | 0- 1 | | AWAY | | 0- 1 | | 0- 1 | | 0- 2 | | | | | | | |
| 0- 0 | | 0- 0 | | 0- 0 | | NEUTRAL | | 0- 0 | | 0- 0 | | 0- 0 | | | | | | | |
| RPI | S | Opponent | | Score | RPI | S | Opponent | | Score | RPI | S | Opponent | | Score | | | | | |
| | | | | | 32 | A | Wichita St. | | 0 3 | 51 | A | Missouri St. | | 0 3 | | | | | |
| | | | | | | | | | | 53 | H | UNI | | 0 3 | | | | | |
| | | | | | | | | | | 56 | H | Southern Ill. | | 0 3 | | | | | |
| | | | | | | | | | | 69 | N | Northern Ill. | | 0 3 | | | | | |
| | | | | | | | | | | 109 | A | Illinois St. | | 0 3 | | | | | |
| | | | | | | | | | | 109 | H | Illinois St. | | 0 3 | | | | | |
| | | | | | | | | | | 144 | A | Milwaukee | | 2 3 | | | | | |
| | | | | | | | | | | 154 | A | Loyola Chicago | | 1 3 | | | | | |
| | | | | | | | | | | 191 | N | Western Mich. | | 1 3 | | | | | |
| | | | | | | | | | | 196 | H | Drake | | 1 3 | | | | | |
| | | | | | | | | | | 201 | A | UMKC | | 0 3 | | | | | |
| | | | | | | | | | | 214 | N | Cornell | | 3 0 | | | | | |
| | | | | | | | | | | 216 | A | Indiana St. | | 1 3 | | | | | |
| | | | | | | | | | | 216 | H | Indiana St. | | 3 1 | | | | | |
| | | | | | | | | | | 232 | A | North Dakota St. | | 0 3 | | | | | |
| | | | | | | | | | | 245 | H | Evansville | | 3 0 | | | | | |
| | | | | | | | | | | 246 | N | UTEP | | 1 3 | | | | | |
| | | | | | | | | | | 283 | N | Omaha | | 3 1 | | | | | |
| | | | | | | | | | | 296 | N | Akron | | 3 0 | | | | | |
| | | | | | | | | | | 298 | A | South Dakota St. | | 3 0 | | | | | |
| | | | | | | | | | | 303 | N | Western Ill. | | 3 0 | | | | | |
| LAST 10 GAMES | | | | | | | | | | | | | | | | | | | |
| | | | | | 216 | H | Indiana St. | | 3 1 | 32 | A | Wichita St. | | 0 3 | | | | | |
| | | | | | 109 | H | Illinois St. | | 0 3 | 51 | A | Missouri St. | | 0 3 | | | | | |
| | | | | | 154 | A | Loyola Chicago | | 1 3 | 245 | H | Evansville | | 3 0 | | | | | |
| | | | | | 196 | H | Drake | | 1 3 | 56 | H | Southern Ill. | | 0 3 | | | | | |
| | | | | | 53 | H | UNI | | 0 3 | 109 | A | Illinois St. | | 0 3 | | | | | |

Non-Div. I Games:

Bradley

| Average RPI Win: 263 | | WON-LOST | WINNING | LAST 10 | STRENGTH OF | | OPP. STRENGTH | TEAM | ADJ | CONF. | ADJ CONF. |
|-----------------------|----------|----------|-----------|----------------|-------------|-------|----------------|-------|-------------|---------------|-----------|
| Average RPI Loss: 187 | | RECORD | PCT. RANK | GAMES | SCHEDULE | | OF SCHEDULE | RPI | RPI | RPI | RPI |
| DIV. I ONLY | | 9- 16 | .36 | 242 | 2- 8 | | 246 | 277 | 258 | .42567 | 262 |
| DIV. I NON-CONF. | | 9- 7 | .5625 | 143 | 2- 0 | | 285 | 281 | 226 | .45507 | 228 |
| TOTALS | | RPI 1-25 | RPI 26-50 | | W-L RECORDS | | RPI 51-100 | | RPI 101-150 | | RPI 150+ |
| 9- 16 | 0- 0 | 0- 0 | | OVERALL | | 0- 1 | | 0- 5 | | 9- 10 | |
| 3- 5 | 0- 0 | 0- 0 | | HOME | | 0- 0 | | 0- 2 | | 3- 3 | |
| 1- 8 | 0- 0 | 0- 0 | | AWAY | | 0- 1 | | 0- 3 | | 1- 4 | |
| 5- 3 | 0- 0 | 0- 0 | | NEUTRAL | | 0- 0 | | 0- 0 | | 5- 3 | |
| 9- 7 | 0- 0 | 0- 0 | | NON-CONFERENCE | | 0- 1 | | 0- 2 | | 9- 4 | |
| 3- 0 | 0- 0 | 0- 0 | | HOME | | 0- 0 | | 0- 0 | | 3- 0 | |
| 1- 4 | 0- 0 | 0- 0 | | AWAY | | 0- 1 | | 0- 2 | | 1- 1 | |
| 5- 3 | 0- 0 | 0- 0 | | NEUTRAL | | 0- 0 | | 0- 0 | | 5- 3 | |
| 0- 9 | 0- 0 | 0- 0 | | CONFERENCE | | 0- 0 | | 0- 3 | | 0- 6 | |
| 0- 5 | 0- 0 | 0- 0 | | HOME | | 0- 0 | | 0- 2 | | 0- 3 | |
| 0- 4 | 0- 0 | 0- 0 | | AWAY | | 0- 0 | | 0- 1 | | 0- 3 | |
| 0- 0 | 0- 0 | 0- 0 | | NEUTRAL | | 0- 0 | | 0- 0 | | 0- 0 | |
| RPI S | Opponent | Score | RPI S | Opponent | Score | RPI S | Opponent | Score | RPI S | Opponent | Score |
| | | | | | | 81 A | South Carolina | 0 3 | 108 A | UNCW | 0 3 |
| | | | | | | | | | 120 A | West Virginia | 0 3 |
| | | | | | | | | | 127 H | High Point | 0 3 |
| | | | | | | | | | 138 A | Radford | 0 3 |
| | | | | | | | | | 138 H | Radford | 0 3 |
| | | | | | | | | | 170 A | Liberty | 2 3 |
| | | | | | | | | | 170 H | Liberty | 1 3 |
| | | | | | | | | | 179 H | Campbell | 0 3 |
| | | | | | | | | | 192 A | UMBC | 0 3 |
| | | | | | | | | | 200 N | Furman | 3 2 |
| | | | | | | | | | 208 N | Clemson | 2 3 |
| | | | | | | | | | 209 H | Ga. Southern | 3 2 |
| | | | | | | | | | 233 N | Davidson | 3 0 |
| | | | | | | | | | 234 N | Jacksonville | 1 3 |
| | | | | | | | | | 242 N | Dartmouth | 3 1 |
| | | | | | | | | | 253 N | Robert Morris | 3 2 |
| | | | | | | | | | 256 A | UNC Asheville | 1 3 |
| | | | | | | | | | 267 H | Western Caro. | 3 0 |
| | | | | | | | | | 275 H | Gardner-Webb | 0 3 |
| | | | | | | | | | 296 N | Akron | 0 3 |
| | | | | | | | | | 297 A | Presbyterian | 2 3 |
| | | | | | | | | | 310 N | Morgan St. | 3 0 |
| | | | | | | | | | 327 A | N.C. Central | 3 0 |
| | | | | | | | | | 327 H | N.C. Central | 3 0 |
| LAST 10 GAMES | | | | | | | | | | | |
| | | | | | | 138 H | Radford | 0 3 | 170 A | Liberty | 2 3 |
| | | | | | | 170 H | Liberty | 1 3 | 138 A | Radford | 0 3 |
| | | | | | | 297 A | Presbyterian | 2 3 | 127 H | High Point | 0 3 |
| | | | | | | 256 A | UNC Asheville | 1 3 | 179 H | Campbell | 0 3 |
| | | | | | | 327 H | N.C. Central | 3 0 | 327 A | N.C. Central | 3 0 |

Non-Div. I Games:

Winthrop

| | | | | | | | | | | | |
|-------------------|----------|-----------|---------------|----------------|-------------|---------------|------------------|--------|----------|------------------|-------|
| Average RPI Win: | 271 | WON-LOST | WINNING | LAST 10 | STRENGTH OF | OPP. STRENGTH | TEAM | ADJ | CONF. | ADJ CONF. | |
| Average RPI Loss: | 179 | RECORD | PCT. RANK | GAMES | SCHEDULE | OF SCHEDULE | RPI | RPI | RPI | RPI | |
| DIV. I ONLY | 7- 16 | .30435 | 263 | 3- 7 | 214 | 268 | 265 | .42536 | 263 | 26 | 26 |
| DIV. I NON-CONF. | 4- 9 | .30769 | 256 | 0- 0 | 227 | 234 | 263 | .42321 | 263 | 26 | 26 |
| <hr/> | | | | | | | | | | | |
| TOTALS | RPI 1-25 | RPI 26-50 | | W-L RECORDS | RPI 51-100 | | RPI 101-150 | | RPI 150+ | | |
| 7- 16 | 0- 0 | 0- 0 | | OVERALL | 0- 1 | | 0- 7 | | 7- 8 | | |
| 3- 3 | 0- 0 | 0- 0 | | HOME | 0- 0 | | 0- 1 | | 3- 2 | | |
| 1- 8 | 0- 0 | 0- 0 | | AWAY | 0- 0 | | 0- 3 | | 1- 5 | | |
| 3- 5 | 0- 0 | 0- 0 | | NEUTRAL | 0- 1 | | 0- 3 | | 3- 1 | | |
| <hr/> | | | | | | | | | | | |
| 4- 9 | 0- 0 | 0- 0 | | NON-CONFERENCE | 0- 1 | | 0- 4 | | 4- 4 | | |
| 0- 0 | 0- 0 | 0- 0 | | HOME | 0- 0 | | 0- 0 | | 0- 0 | | |
| 1- 4 | 0- 0 | 0- 0 | | AWAY | 0- 0 | | 0- 1 | | 1- 3 | | |
| 3- 5 | 0- 0 | 0- 0 | | NEUTRAL | 0- 1 | | 0- 3 | | 3- 1 | | |
| <hr/> | | | | | | | | | | | |
| 3- 7 | 0- 0 | 0- 0 | | CONFERENCE | 0- 0 | | 0- 3 | | 3- 4 | | |
| 3- 3 | 0- 0 | 0- 0 | | HOME | 0- 0 | | 0- 1 | | 3- 2 | | |
| 0- 4 | 0- 0 | 0- 0 | | AWAY | 0- 0 | | 0- 2 | | 0- 2 | | |
| 0- 0 | 0- 0 | 0- 0 | | NEUTRAL | 0- 0 | | 0- 0 | | 0- 0 | | |
| <hr/> | | | | | | | | | | | |
| RPI S | Opponent | Score | RPI S | Opponent | Score | RPI S | Opponent | Score | RPI S | Opponent | Score |
| | | | | | | 83 N | Wyoming | 0 3 | 105 N | Oregon St. | 0 3 |
| | | | | | | | | | 109 N | Illinois St. | 0 3 |
| | | | | | | | | | 126 H | SIUE | 0 3 |
| | | | | | | | | | 138 N | Radford | 0 3 |
| | | | | | | | | | 140 A | Austin Peay | 0 3 |
| | | | | | | | | | 147 A | Murray St. | 0 3 |
| | | | | | | | | | 150 A | Samford | 1 3 |
| | | | | | | | | | 155 N | Seton Hall | 0 3 |
| | | | | | | | | | 174 A | Belmont | 1 3 |
| | | | | | | | | | 211 A | Tennessee St. | 2 3 |
| | | | | | | | | | 217 A | Idaho | 1 3 |
| | | | | | | | | | 239 N | Northwestern St. | 3 0 |
| | | | | | | | | | 260 A | Middle Tenn. | 2 3 |
| | | | | | | | | | 264 H | UT Martin | 3 1 |
| | | | | | | | | | 266 H | Eastern Ky. | 3 1 |
| | | | | | | | | | 267 A | Western Caro. | 3 1 |
| | | | | | | | | | 271 N | Charleston So. | 3 0 |
| | | | | | | | | | 277 H | Morehead St. | 0 3 |
| | | | | | | | | | 284 H | Jacksonville St. | 1 3 |
| | | | | | | | | | 287 A | UAB | 0 3 |
| | | | | | | | | | 287 N | UAB | 3 2 |
| | | | | | | | | | 304 H | Eastern Ill. | 3 2 |
| | | | LAST 10 GAMES | | | | | | | | |
| | | | 304 H | Eastern Ill. | 3 2 | 284 H | Jacksonville St. | 1 3 | | | |
| | | | 126 H | SIUE | 0 3 | 174 A | Belmont | 1 3 | | | |
| | | | 140 A | Austin Peay | 0 3 | 211 A | Tennessee St. | 2 3 | | | |
| | | | 147 A | Murray St. | 0 3 | 277 H | Morehead St. | 0 3 | | | |
| | | | 264 H | UT Martin | 3 1 | 266 H | Eastern Ky. | 3 1 | | | |

| | | | | | | | | | | | |
|-------------------|----------|-----------|-----------|----------------------|-------------|-------------------------|-------|-------------------------|-------|-----------|-------|
| Average RPI Win: | 274 | WON-LOST | WINNING | LAST 10 | STRENGTH OF | OPP. STRENGTH | TEAM | ADJ | CONF. | ADJ CONF. | |
| Average RPI Loss: | 166 | RECORD | PCT. RANK | GAMES | SCHEDULE | OF SCHEDULE | RPI | RPI | RPI | RPI | |
| DIV. I ONLY | 7- 18 | .28 | 273 | 3- 7 | 193 | 260 | 266 | .42486 | 264 | 26 | 26 |
| DIV. I NON-CONF. | 4- 11 | .26667 | 274 | 0- 0 | 155 | 255 | 250 | .43519 | 250 | 26 | 26 |
| <hr/> | | | | | | | | | | | |
| TOTALS | RPI 1-25 | RPI 26-50 | | W-L RECORDS | | RPI 51-100 | | RPI 101-150 | | RPI 150+ | |
| 7- 18 | 0- 0 | 0- 0 | | OVERALL | | 0- 5 | | 0- 5 | | 7- 8 | |
| 3- 4 | 0- 0 | 0- 0 | | HOME | | 0- 0 | | 0- 2 | | 3- 2 | |
| 2- 7 | 0- 0 | 0- 0 | | AWAY | | 0- 2 | | 0- 2 | | 2- 3 | |
| 2- 7 | 0- 0 | 0- 0 | | NEUTRAL | | 0- 3 | | 0- 1 | | 2- 3 | |
| 4- 11 | 0- 0 | 0- 0 | | NON-CONFERENCE | | 0- 5 | | 0- 2 | | 4- 4 | |
| 1- 1 | 0- 0 | 0- 0 | | HOME | | 0- 0 | | 0- 1 | | 1- 0 | |
| 1- 3 | 0- 0 | 0- 0 | | AWAY | | 0- 2 | | 0- 0 | | 1- 1 | |
| 2- 7 | 0- 0 | 0- 0 | | NEUTRAL | | 0- 3 | | 0- 1 | | 2- 3 | |
| 3- 7 | 0- 0 | 0- 0 | | CONFERENCE | | 0- 0 | | 0- 3 | | 3- 4 | |
| 2- 3 | 0- 0 | 0- 0 | | HOME | | 0- 0 | | 0- 1 | | 2- 2 | |
| 1- 4 | 0- 0 | 0- 0 | | AWAY | | 0- 0 | | 0- 2 | | 1- 2 | |
| 0- 0 | 0- 0 | 0- 0 | | NEUTRAL | | 0- 0 | | 0- 0 | | 0- 0 | |
| RPI | S | Opponent | Score | RPI | S | Opponent | Score | RPI | S | Opponent | Score |
| | | | | | | 68 A Col. of Charleston | 0 3 | 104 H Northern Ariz. | | 1 3 | |
| | | | | | | 77 A Arkansas St. | 0 3 | 121 N Mississippi St. | | 0 3 | |
| | | | | | | 79 N Tulsa | 0 3 | 126 H SIUE | | 1 3 | |
| | | | | | | 81 N South Carolina | 0 3 | 140 A Austin Peay | | 0 3 | |
| | | | | | | 93 N Oklahoma | 1 3 | 147 A Murray St. | | 0 3 | |
| | | | | | | | | 174 H Belmont | | 1 3 | |
| | | | | | | | | 178 N Memphis | | 0 3 | |
| | | | | | | | | 205 N Binghamton | | 3 1 | |
| | | | | | | | | 211 H Tennessee St. | | 3 2 | |
| | | | | | | | | 227 A Little Rock | | 0 3 | |
| | | | | | | | | 255 N Central Ark. | | 0 3 | |
| | | | | | | | | 263 A Tennessee Tech | | 1 3 | |
| | | | | | | | | 266 A Eastern Ky. | | 1 3 | |
| | | | | | | | | 277 A Morehead St. | | 3 0 | |
| | | | | | | | | 282 N UL Lafayette | | 1 3 | |
| | | | | | | | | 287 A UAB | | 3 1 | |
| | | | | | | | | 299 H Southeast Mo. St. | | 3 2 | |
| | | | | | | | | 304 H Eastern Ill. | | 1 3 | |
| | | | | | | | | 319 H Alabama A&M | | 3 0 | |
| | | | | | | | | 323 N Ark.-Pine Bluff | | 3 0 | |
| | | | | LAST 10 GAMES | | | | | | | |
| | | | | 266 A Eastern Ky. | 1 3 | 299 H Southeast Mo. St. | 3 2 | | | | |
| | | | | 277 A Morehead St. | 3 0 | 304 H Eastern Ill. | 1 3 | | | | |
| | | | | 174 H Belmont | 1 3 | 126 H SIUE | 1 3 | | | | |
| | | | | 211 H Tennessee St. | 3 2 | 140 A Austin Peay | 0 3 | | | | |
| | | | | 263 A Tennessee Tech | 1 3 | 147 A Murray St. | 0 3 | | | | |

Non-Div. I Games:

UT Martin

| Average RPI Win: 269 | | WON-LOST RECORD | | WINNING PCT. RANK | | LAST 10 GAMES | | STRENGTH OF SCHEDULE | | OPP. STRENGTH OF SCHEDULE | | TEAM RPI | | ADJ RPI | | CONF. RPI | | ADJ CONF. RPI | |
|----------------------|----------|-----------------|--|-------------------|--------------------|----------------|---|----------------------|--------------------|---------------------------|---|----------|-------------------|------------|---|-----------|--|---------------|--|
| DIV. I ONLY | | 5- 17 | | .22727 293 | | 5- 5 | | 171 | | 231 | | 268 | | .4237 265 | | 28 | | 27 | |
| DIV. I NON-CONF. | | 0- 12 | | 0 322 | | 0- 0 | | 51 | | 142 | | 262 | | .42772 261 | | 25 | | 25 | |
| TOTALS | | RPI 1-25 | | RPI 26-50 | | W-L RECORDS | | RPI 51-100 | | RPI 101-150 | | RPI 150+ | | | | | | | |
| 5- 17 | | 0- 0 | | 0- 1 | | OVERALL | | 0- 6 | | 0- 3 | | 5- 7 | | | | | | | |
| 2- 1 | | 0- 0 | | 0- 0 | | HOME | | 0- 0 | | 0- 0 | | 2- 1 | | | | | | | |
| 3- 8 | | 0- 0 | | 0- 0 | | AWAY | | 0- 3 | | 0- 1 | | 3- 4 | | | | | | | |
| 0- 8 | | 0- 0 | | 0- 1 | | NEUTRAL | | 0- 3 | | 0- 2 | | 0- 2 | | | | | | | |
| 0- 12 | | 0- 0 | | 0- 1 | | NON-CONFERENCE | | 0- 5 | | 0- 3 | | 0- 3 | | | | | | | |
| 0- 0 | | 0- 0 | | 0- 0 | | HOME | | 0- 0 | | 0- 0 | | 0- 0 | | | | | | | |
| 0- 4 | | 0- 0 | | 0- 0 | | AWAY | | 0- 2 | | 0- 1 | | 0- 1 | | | | | | | |
| 0- 8 | | 0- 0 | | 0- 1 | | NEUTRAL | | 0- 3 | | 0- 2 | | 0- 2 | | | | | | | |
| 5- 5 | | 0- 0 | | 0- 0 | | CONFERENCE | | 0- 1 | | 0- 0 | | 5- 4 | | | | | | | |
| 2- 1 | | 0- 0 | | 0- 0 | | HOME | | 0- 0 | | 0- 0 | | 2- 1 | | | | | | | |
| 3- 4 | | 0- 0 | | 0- 0 | | AWAY | | 0- 1 | | 0- 0 | | 3- 3 | | | | | | | |
| 0- 0 | | 0- 0 | | 0- 0 | | NEUTRAL | | 0- 0 | | 0- 0 | | 0- 0 | | | | | | | |
| RPI S | Opponent | Score | | RPI S | Opponent | Score | | RPI S | Opponent | Score | | RPI S | Opponent | Score | | | | | |
| | | | | 26 N | Kansas | 0 | 3 | 57 A | Iowa | 0 | 3 | 121 A | Mississippi St. | 2 | 3 | | | | |
| | | | | | | | | 59 N | UTSA | 0 | 3 | 133 N | Idaho St. | 0 | 3 | | | | |
| | | | | | | | | 66 A | A&M-Corpus Christi | 0 | 3 | 137 N | Ohio | 0 | 3 | | | | |
| | | | | | | | | 84 N | South Dakota | 0 | 3 | 193 N | Eastern Wash. | 0 | 3 | | | | |
| | | | | | | | | 84 N | South Dakota | 0 | 3 | 197 A | Houston Baptist | 3 | 2 | | | | |
| | | | | | | | | 93 A | Oklahoma | 0 | 3 | 212 A | Houston | 2 | 3 | | | | |
| | | | | | | | | | | | | 239 H | Northwestern St. | 2 | 3 | | | | |
| | | | | | | | | | | | | 248 A | Incarnate Word | 2 | 3 | | | | |
| | | | | | | | | | | | | 255 H | Central Ark. | 3 | 2 | | | | |
| | | | | | | | | | | | | 258 H | Abilene Christian | 3 | 0 | | | | |
| | | | | | | | | | | | | 259 N | Texas Southern | 2 | 3 | | | | |
| | | | | | | | | | | | | 273 A | McNeese | 2 | 3 | | | | |
| | | | | | | | | | | | | 305 A | Southeastern La. | 2 | 3 | | | | |
| | | | | | | | | | | | | 316 A | Nicholls St. | 3 | 0 | | | | |
| | | | | | | | | | | | | 318 A | New Orleans | 3 | 1 | | | | |
| LAST 10 GAMES | | | | | | | | | | | | | | | | | | | |
| | | | | 273 A | McNeese | 2 | 3 | 239 H | Northwestern St. | 2 | 3 | | | | | | | | |
| | | | | 316 A | Nicholls St. | 3 | 0 | 255 H | Central Ark. | 3 | 2 | | | | | | | | |
| | | | | 258 H | Abilene Christian | 3 | 0 | 197 A | Houston Baptist | 3 | 2 | | | | | | | | |
| | | | | 66 A | A&M-Corpus Christi | 0 | 3 | 318 A | New Orleans | 3 | 1 | | | | | | | | |
| | | | | 248 A | Incarnate Word | 2 | 3 | 305 A | Southeastern La. | 2 | 3 | | | | | | | | |

Non-Div. I Games:

Lamar University

| Average RPI Win: | 288 | WON-LOST RECORD | WINNING PCT. RANK | LAST 10 GAMES | STRENGTH OF SCHEDULE | OPP. STRENGTH OF SCHEDULE | TEAM RPI | ADJ RPI | CONF. RPI | ADJ CONF. RPI | |
|------------------|----------|-----------------|-------------------|----------------|----------------------|---------------------------|-------------------|-------------|-----------|--------------------|-------|
| DIV. I ONLY | 10- 12 | .45455 | 196 | 5- 5 | 302 | 274 | 262 | .42356 | 266 | 26 | 26 |
| DIV. I NON-CONF. | 5- 7 | .41667 | 212 | 0- 0 | 311 | 261 | 280 | .40236 | 283 | 26 | 26 |
| <hr/> | | | | | | | | | | | |
| TOTALS | RPI 1-25 | RPI 26-50 | | W-L RECORDS | | RPI 51-100 | | RPI 101-150 | | RPI 150+ | |
| 10- 12 | 0- 0 | 0- 0 | | OVERALL | | 0- 1 | | 0- 3 | | 10- 8 | |
| 4- 2 | 0- 0 | 0- 0 | | HOME | | 0- 0 | | 0- 1 | | 4- 1 | |
| 3- 5 | 0- 0 | 0- 0 | | AWAY | | 0- 1 | | 0- 1 | | 3- 3 | |
| 3- 5 | 0- 0 | 0- 0 | | NEUTRAL | | 0- 0 | | 0- 1 | | 3- 4 | |
| 5- 7 | 0- 0 | 0- 0 | | NON-CONFERENCE | | 0- 1 | | 0- 1 | | 5- 5 | |
| 0- 0 | 0- 0 | 0- 0 | | HOME | | 0- 0 | | 0- 0 | | 0- 0 | |
| 2- 2 | 0- 0 | 0- 0 | | AWAY | | 0- 1 | | 0- 0 | | 2- 1 | |
| 3- 5 | 0- 0 | 0- 0 | | NEUTRAL | | 0- 0 | | 0- 1 | | 3- 4 | |
| 5- 5 | 0- 0 | 0- 0 | | CONFERENCE | | 0- 0 | | 0- 2 | | 5- 3 | |
| 4- 2 | 0- 0 | 0- 0 | | HOME | | 0- 0 | | 0- 1 | | 4- 1 | |
| 1- 3 | 0- 0 | 0- 0 | | AWAY | | 0- 0 | | 0- 1 | | 1- 2 | |
| 0- 0 | 0- 0 | 0- 0 | | NEUTRAL | | 0- 0 | | 0- 0 | | 0- 0 | |
| RPI S | Opponent | Score | RPI S | Opponent | Score | RPI S | Opponent | Score | RPI S | Opponent | Score |
| | | | | | | 70 A | Duke | 2 3 | 126 A | SIUE | 0 3 |
| | | | | | | | | | 129 N | LSU | 0 3 |
| | | | | | | | | | 140 H | Austin Peay | 1 3 |
| | | | | | | | | | 169 N | UNCG | 2 3 |
| | | | | | | | | | 174 H | Belmont | 2 3 |
| | | | | | | | | | 183 N | Navy | 0 3 |
| | | | | | | | | | 193 N | Eastern Wash. | 2 3 |
| | | | | | | | | | 207 N | Youngstown St. | 1 3 |
| | | | | | | | | | 211 H | Tennessee St. | 3 0 |
| | | | | | | | | | 263 A | Tennessee Tech | 1 3 |
| | | | | | | | | | 264 H | UT Martin | 3 1 |
| | | | | | | | | | 277 H | Morehead St. | 3 0 |
| | | | | | | | | | 278 N | Cal St. Fullerton | 3 1 |
| | | | | | | | | | 284 A | Jacksonville St. | 0 3 |
| | | | | | | | | | 291 A | Grand Canyon | 1 3 |
| | | | | | | | | | 296 A | Akron | 3 1 |
| | | | | | | | | | 299 H | Southeast Mo. St. | 3 2 |
| | | | | | | | | | 304 A | Eastern Ill. | 3 2 |
| | | | | | | | | | 314 N | Canisius | 3 0 |
| | | | | | | | | | 315 N | Iona | 3 0 |
| | | | | | | | | | 317 A | Saint Francis (PA) | 3 0 |
| LAST 10 GAMES | | | | | | | | | | | |
| | | | | | | 264 H | UT Martin | 3 1 | 211 H | Tennessee St. | 3 0 |
| | | | | | | 299 H | Southeast Mo. St. | 3 2 | 140 H | Austin Peay | 1 3 |
| | | | | | | 126 A | SIUE | 0 3 | 277 H | Morehead St. | 3 0 |
| | | | | | | 304 A | Eastern Ill. | 3 2 | 284 A | Jacksonville St. | 0 3 |
| | | | | | | 174 H | Belmont | 2 3 | 263 A | Tennessee Tech | 1 3 |

Non-Div. I Games:

Eastern Ky.

| Average RPI Win: 254 | | WON-LOST | WINNING | LAST 10 | STRENGTH OF | | OPP. STRENGTH | TEAM | ADJ | CONF. | ADJ CONF. |
|-----------------------|----------|----------|-----------|----------------|-------------|-------|---------------|-------|-------------|-----------------|-----------|
| Average RPI Loss: 189 | | RECORD | PCT. RANK | GAMES | SCHEDULE | | OF SCHEDULE | RPI | RPI | RPI | RPI |
| DIV. I ONLY | | 8- 15 | .34783 | 247 | 3- 7 | | 262 | 254 | 269 | .42324 | 267 |
| DIV. I NON-CONF. | | 5- 8 | .38462 | 225 | 0- 0 | | 316 | 265 | 289 | .39335 | 288 |
| TOTALS | | RPI 1-25 | RPI 26-50 | | W-L RECORDS | | RPI 51-100 | | RPI 101-150 | | RPI 150+ |
| 8- 15 | 0- 0 | 0- 0 | | OVERALL | | 0- 1 | | 1- 4 | | 7- 10 | |
| 6- 3 | 0- 0 | 0- 0 | | HOME | | 0- 0 | | 1- 1 | | 5- 2 | |
| 0- 9 | 0- 0 | 0- 0 | | AWAY | | 0- 1 | | 0- 2 | | 0- 6 | |
| 2- 3 | 0- 0 | 0- 0 | | NEUTRAL | | 0- 0 | | 0- 1 | | 2- 2 | |
| 5- 8 | 0- 0 | 0- 0 | | NON-CONFERENCE | | 0- 1 | | 0- 1 | | 5- 6 | |
| 3- 1 | 0- 0 | 0- 0 | | HOME | | 0- 0 | | 0- 0 | | 3- 1 | |
| 0- 4 | 0- 0 | 0- 0 | | AWAY | | 0- 1 | | 0- 0 | | 0- 3 | |
| 2- 3 | 0- 0 | 0- 0 | | NEUTRAL | | 0- 0 | | 0- 1 | | 2- 2 | |
| 3- 7 | 0- 0 | 0- 0 | | CONFERENCE | | 0- 0 | | 1- 3 | | 2- 4 | |
| 3- 2 | 0- 0 | 0- 0 | | HOME | | 0- 0 | | 1- 1 | | 2- 1 | |
| 0- 5 | 0- 0 | 0- 0 | | AWAY | | 0- 0 | | 0- 2 | | 0- 3 | |
| 0- 0 | 0- 0 | 0- 0 | | NEUTRAL | | 0- 0 | | 0- 0 | | 0- 0 | |
| RPI S | Opponent | Score | RPI S | Opponent | Score | RPI S | Opponent | Score | RPI S | Opponent | Score |
| | | | | | | 88 A | South Fla. | 0 3 | 112 A | ETSU | 2 3 |
| | | | | | | | | | 112 H | ETSU | 1 3 |
| | | | | | | | | | 148 N | New Mexico | 0 3 |
| | | | | | | | | | 150 A | Samford | 0 3 |
| | | | | | | | | | 150 H | Samford | 3 1 |
| | | | | | | | | | 163 N | Fla. Atlantic | 1 3 |
| | | | | | | | | | 165 A | Chattanooga | 1 3 |
| | | | | | | | | | 194 H | Mercer | 3 2 |
| | | | | | | | | | 200 A | Furman | 0 3 |
| | | | | | | | | | 203 A | William & Mary | 0 3 |
| | | | | | | | | | 220 A | Wofford | 1 3 |
| | | | | | | | | | 220 H | Wofford | 0 3 |
| | | | | | | | | | 222 N | Georgetown | 3 0 |
| | | | | | | | | | 256 A | UNC Asheville | 0 3 |
| | | | | | | | | | 262 A | Winthrop | 0 3 |
| | | | | | | | | | 263 H | Tennessee Tech | 1 3 |
| | | | | | | | | | 271 H | Charleston So. | 3 2 |
| | | | | | | | | | 274 N | Charlotte | 1 3 |
| | | | | | | | | | 287 H | UAB | 3 2 |
| | | | | | | | | | 288 H | The Citadel | 3 0 |
| | | | | | | | | | 295 H | Appalachian St. | 3 2 |
| | | | | | | | | | 328 N | Coppin St. | 3 0 |
| LAST 10 GAMES | | | | | | | | | | | |
| | | | | | | 220 A | Wofford | 1 3 | 112 A | ETSU | 2 3 |
| | | | | | | 150 A | Samford | 0 3 | 220 H | Wofford | 0 3 |
| | | | | | | 112 H | ETSU | 1 3 | 150 H | Samford | 3 1 |
| | | | | | | 194 H | Mercer | 3 2 | 200 A | Furman | 0 3 |
| | | | | | | 165 A | Chattanooga | 1 3 | 288 H | The Citadel | 3 0 |

Non-Div. I Games:

Western Caro.

| | | | | | | | | | | | |
|-------------------|----------|-----------------|-----------------------|----------------|----------------------|---------------------------|-------------|---------|-------------------------|---------------|-------|
| Average RPI Win: | 245 | WON-LOST RECORD | WINNING PCT. RANK | LAST 10 GAMES | STRENGTH OF SCHEDULE | OPP. STRENGTH OF SCHEDULE | TEAM RPI | ADJ RPI | CONF. RPI | ADJ CONF. RPI | |
| Average RPI Loss: | 128 | | | | | | | | | | |
| DIV. I ONLY | 6- 14 | .3 | 264 | 2- 8 | 268 | 117 | 270 | .42252 | 268 | 11 | 11 |
| DIV. I NON-CONF. | 5- 7 | .41667 | 212 | 1- 1 | 301 | 170 | 265 | .42409 | 262 | 9 | 9 |
| <hr/> | | | | | | | | | | | |
| TOTALS | RPI 1-25 | RPI 26-50 | | W-L RECORDS | RPI 51-100 | | RPI 101-150 | | RPI 150+ | | |
| 6- 14 | 0- 0 | 0- 2 | | OVERALL | 1- 2 | | 0- 6 | | 5- 4 | | |
| 1- 3 | 0- 0 | 0- 1 | | HOME | 1- 1 | | 0- 0 | | 0- 1 | | |
| 0- 8 | 0- 0 | 0- 1 | | AWAY | 0- 0 | | 0- 4 | | 0- 3 | | |
| 5- 3 | 0- 0 | 0- 0 | | NEUTRAL | 0- 1 | | 0- 2 | | 5- 0 | | |
| <hr/> | | | | | | | | | | | |
| 5- 7 | 0- 0 | 0- 0 | | NON-CONFERENCE | 0- 1 | | 0- 5 | | 5- 1 | | |
| 0- 0 | 0- 0 | 0- 0 | | HOME | 0- 0 | | 0- 0 | | 0- 0 | | |
| 0- 4 | 0- 0 | 0- 0 | | AWAY | 0- 0 | | 0- 3 | | 0- 1 | | |
| 5- 3 | 0- 0 | 0- 0 | | NEUTRAL | 0- 1 | | 0- 2 | | 5- 0 | | |
| <hr/> | | | | | | | | | | | |
| 1- 7 | 0- 0 | 0- 2 | | CONFERENCE | 1- 1 | | 0- 1 | | 0- 3 | | |
| 1- 3 | 0- 0 | 0- 1 | | HOME | 1- 1 | | 0- 0 | | 0- 1 | | |
| 0- 4 | 0- 0 | 0- 1 | | AWAY | 0- 0 | | 0- 1 | | 0- 2 | | |
| 0- 0 | 0- 0 | 0- 0 | | NEUTRAL | 0- 0 | | 0- 0 | | 0- 0 | | |
| <hr/> | | | | | | | | | | | |
| RPI S | Opponent | Score | RPI S | Opponent | Score | RPI S | Opponent | Score | RPI S | Opponent | Score |
| | | | 34 A Hawaii | 0 | 3 | 64 H Cal Poly | 0 | 3 | 104 N Northern Ariz. | 2 | 3 |
| | | | 46 H Long Beach St. | 1 | 3 | 76 H UC Santa Barbara | 3 | 1 | 125 N Portland St. | 0 | 3 |
| | | | | | | 94 N Nevada | 0 | 3 | 130 A Utah St. | 0 | 3 |
| | | | | | | | | | 132 A California | 2 | 3 |
| | | | | | | | | | 139 A St. Mary's (CA) | 1 | 3 |
| | | | | | | | | | 145 A UC Davis | 1 | 3 |
| | | | | | | | | | 156 A UC Irvine | 0 | 3 |
| | | | | | | | | | 156 H UC Irvine | 1 | 3 |
| | | | | | | | | | 190 A CSU Bakersfield | 0 | 3 |
| | | | | | | | | | 251 N San Francisco | 3 | 2 |
| | | | | | | | | | 260 N Middle Tenn. | 3 | 1 |
| | | | | | | | | | 278 A Cal St. Fullerton | 1 | 3 |
| | | | | | | | | | 289 N Southern Utah | 3 | 1 |
| | | | | | | | | | 289 N Southern Utah | 3 | 0 |
| | | | | | | | | | 305 N Southeastern La. | 3 | 0 |
| <hr/> | | | | | | | | | | | |
| | | | LAST 10 GAMES | | | | | | | | |
| | | | 156 A UC Irvine | 0 | 3 | 46 H Long Beach St. | 1 | 3 | | | |
| | | | 145 A UC Davis | 1 | 3 | 34 A Hawaii | 0 | 3 | | | |
| | | | 64 H Cal Poly | 0 | 3 | 278 A Cal St. Fullerton | 1 | 3 | | | |
| | | | 76 H UC Santa Barbara | 3 | 1 | 251 N San Francisco | 3 | 2 | | | |
| | | | 156 H UC Irvine | 1 | 3 | 190 A CSU Bakersfield | 0 | 3 | | | |

Non-Div. I Games:

UC Riverside

| Average RPI Win: 262 | | WON-LOST | WINNING | LAST 10 | STRENGTH OF | | OPP. STRENGTH | TEAM | ADJ | | CONF. | ADJ CONF. |
|-----------------------|----------|----------|-----------|----------------|----------------|-------|----------------|-------|-------------|------------------|----------|-----------|
| Average RPI Loss: 140 | | RECORD | PCT. RANK | GAMES | SCHEDULE | | OF SCHEDULE | RPI | RPI | | RPI | RPI |
| DIV. I ONLY | | 4- 16 | .2 | 300 | 178 | | 184 | 272 | .42163 | | 269 | 16 |
| DIV. I NON-CONF. | | 3- 7 | .3 | 269 | 164 | | 147 | 234 | .45167 | | 231 | 16 |
| TOTALS | | RPI 1-25 | RPI 26-50 | | W-L RECORDS | | RPI 51-100 | | RPI 101-150 | | RPI 150+ | |
| 4- 16 | | 0- 0 | 0- 2 | | OVERALL | | 0- 3 | | 0- 4 | | 4- 7 | |
| 1- 4 | | 0- 0 | 0- 0 | | HOME | | 0- 1 | | 0- 1 | | 1- 2 | |
| 1- 8 | | 0- 0 | 0- 2 | | AWAY | | 0- 0 | | 0- 3 | | 1- 3 | |
| 2- 4 | | 0- 0 | 0- 0 | | NEUTRAL | | 0- 2 | | 0- 0 | | 2- 2 | |
| 3- 7 | | 0- 0 | 0- 2 | | NON-CONFERENCE | | 0- 3 | | 0- 0 | | 3- 2 | |
| 0- 1 | | 0- 0 | 0- 0 | | HOME | | 0- 1 | | 0- 0 | | 0- 0 | |
| 1- 2 | | 0- 0 | 0- 2 | | AWAY | | 0- 0 | | 0- 0 | | 1- 0 | |
| 2- 4 | | 0- 0 | 0- 0 | | NEUTRAL | | 0- 2 | | 0- 0 | | 2- 2 | |
| 1- 9 | | 0- 0 | 0- 0 | | CONFERENCE | | 0- 0 | | 0- 4 | | 1- 5 | |
| 1- 3 | | 0- 0 | 0- 0 | | HOME | | 0- 0 | | 0- 1 | | 1- 2 | |
| 0- 6 | | 0- 0 | 0- 0 | | AWAY | | 0- 0 | | 0- 3 | | 0- 3 | |
| 0- 0 | | 0- 0 | 0- 0 | | NEUTRAL | | 0- 0 | | 0- 0 | | 0- 0 | |
| RPI S | Opponent | Score | RPI S | Opponent | Score | RPI S | Opponent | Score | RPI S | Opponent | Score | |
| | | | 44 A | SMU | 0 3 | 57 N | Iowa | 0 3 | 104 A | Northern Ariz. | 0 3 | |
| | | | 49 A | Iowa St. | 0 3 | 59 N | UTSA | 0 3 | 122 A | Northern Colo. | 0 3 | |
| | | | | | | 65 H | Gonzaga | 0 3 | 133 H | Idaho St. | 1 3 | |
| | | | | | | | | | 149 A | North Dakota | 0 3 | |
| | | | | | | | | | 157 A | Sacramento St. | 0 3 | |
| | | | | | | | | | 181 H | Weber St. | 1 3 | |
| | | | | | | | | | 185 N | Kent St. | 0 3 | |
| | | | | | | | | | 193 H | Eastern Wash. | 1 3 | |
| | | | | | | | | | 217 H | Idaho | 3 2 | |
| | | | | | | | | | 226 A | Montana St. | 1 3 | |
| | | | | | | | | | 227 N | Little Rock | 3 2 | |
| | | | | | | | | | 232 N | North Dakota St. | 0 3 | |
| | | | | | | | | | 277 A | Morehead St. | 3 2 | |
| | | | | | | | | | 289 A | Southern Utah | 1 3 | |
| | | | | | | | | | 328 N | Coppin St. | 3 0 | |
| LAST 10 GAMES | | | | | | | | | | | | |
| | | | 104 A | Northern Ariz. | 0 3 | 133 H | Idaho St. | 1 3 | | | | |
| | | | 289 A | Southern Utah | 1 3 | 226 A | Montana St. | 1 3 | | | | |
| | | | 149 A | North Dakota | 0 3 | 157 A | Sacramento St. | 0 3 | | | | |
| | | | 122 A | Northern Colo. | 0 3 | 217 H | Idaho | 3 2 | | | | |
| | | | 181 H | Weber St. | 1 3 | 193 H | Eastern Wash. | 1 3 | | | | |

Non-Div. I Games:

Montana

| Average RPI Win: 281 | | WON-LOST | WINNING | LAST 10 | STRENGTH OF | | OPP. STRENGTH | TEAM | ADJ | CONF. | ADJ CONF. | |
|-----------------------|---|----------|-----------|-----------|-------------|----------------|---------------|------------|-----|-------------|-----------|----------|
| Average RPI Loss: 188 | | RECORD | PCT. RANK | GAMES | SCHEDULE | | OF SCHEDULE | RPI | RPI | RPI | RPI | |
| DIV. I ONLY | | 6- 16 | .27273 | 276 | 1- 9 | | 189 | 287 | 271 | .42046 | 270 | |
| DIV. I NON-CONF. | | 5- 10 | .33333 | 243 | 0- 3 | | 144 | 307 | 238 | .447 | 238 | |
| <hr/> | | | | | | | | | | | | |
| TOTALS | | RPI 1-25 | | RPI 26-50 | | W-L RECORDS | | RPI 51-100 | | RPI 101-150 | | RPI 150+ |
| 6- 16 | | 0- 0 | | 0- 0 | | OVERALL | | 0- 2 | | 0- 2 | | 6- 12 |
| 1- 5 | | 0- 0 | | 0- 0 | | HOME | | 0- 1 | | 0- 0 | | 1- 4 |
| 3- 6 | | 0- 0 | | 0- 0 | | AWAY | | 0- 1 | | 0- 0 | | 3- 5 |
| 2- 5 | | 0- 0 | | 0- 0 | | NEUTRAL | | 0- 0 | | 0- 2 | | 2- 3 |
| 5- 10 | | 0- 0 | | 0- 0 | | NON-CONFERENCE | | 0- 1 | | 0- 2 | | 5- 7 |
| 1- 1 | | 0- 0 | | 0- 0 | | HOME | | 0- 1 | | 0- 0 | | 1- 0 |
| 2- 4 | | 0- 0 | | 0- 0 | | AWAY | | 0- 0 | | 0- 0 | | 2- 4 |
| 2- 5 | | 0- 0 | | 0- 0 | | NEUTRAL | | 0- 0 | | 0- 2 | | 2- 3 |
| 1- 6 | | 0- 0 | | 0- 0 | | CONFERENCE | | 0- 1 | | 0- 0 | | 1- 5 |
| 0- 4 | | 0- 0 | | 0- 0 | | HOME | | 0- 0 | | 0- 0 | | 0- 4 |
| 1- 2 | | 0- 0 | | 0- 0 | | AWAY | | 0- 1 | | 0- 0 | | 1- 1 |
| 0- 0 | | 0- 0 | | 0- 0 | | NEUTRAL | | 0- 0 | | 0- 0 | | 0- 0 |
| RPI | S | Opponent | Score | RPI | S | Opponent | Score | RPI | S | Opponent | Score | |
| | | | | | | | | | | | | |
| | | | | | | | | | | | | |
| | | | | | | | | | | | | |
| | | | | | | | | | | | | |
| | | | | | | | | | | | | |
| | | | | | | | | | | | | |
| | | | | | | | | | | | | |
| | | | | | | | | | | | | |
| | | | | | | | | | | | | |
| | | | | | | | | | | | | |
| | | | | | | | | | | | | |
| | | | | | | | | | | | | |
| | | | | | | | | | | | | |
| | | | | | | | | | | | | |
| | | | | | | | | | | | | |
| | | | | | | | | | | | | |
| | | | | | | | | | | | | |
| | | | | | | | | | | | | |
| | | | | | | | | | | | | |
| | | | | | | | | | | | | |
| | | | | | | | | | | | | |
| | | | | | | | | | | | | |
| | | | | | | | | | | | | |
| | | | | | | | | | | | | |
| | | | | | | | | | | | | |
| | | | | | | | | | | | | |
| | | | | | | | | | | | | |
| | | | | | | | | | | | | |
| | | | | | | | | | | | | |
| | | | | | | | | | | | | |
| | | | | | | | | | | | | |
| | | | | | | | | | | | | |
| | | | | | | | | | | | | |
| | | | | | | | | | | | | |
| | | | | | | | | | | | | |
| | | | | | | | | | | | | |
| | | | | | | | | | | | | |
| | | | | | | | | | | | | |
| | | | | | | | | | | | | |
| | | | | | | | | | | | | |
| | | | | | | | | | | | | |
| | | | | | | | | | | | | |
| | | | | | | | | | | | | |
| | | | | | | | | | | | | |
| | | | | | | | | | | | | |
| | | | | | | | | | | | | |
| | | | | | | | | | | | | |
| | | | | | | | | | | | | |
| | | | | | | | | | | | | |
| | | | | | | | | | | | | |
| | | | | | | | | | | | | |
| | | | | | | | | | | | | |
| | | | | | | | | | | | | |
| | | | | | | | | | | | | |
| | | | | | | | | | | | | |
| | | | | | | | | | | | | |
| | | | | | | | | | | | | |
| | | | | | | | | | | | | |
| | | | | | | | | | | | | |
| | | | | | | | | | | | | |
| | | | | | | | | | | | | |
| | | | | | | | | | | | | |
| | | | | | | | | | | | | |
| | | | | | | | | | | | | |
| | | | | | | | | | | | | |
| | | | | | | | | | | | | |
| | | | | | | | | | | | | |
| | | | | | | | | | | | | |
| | | | | | | | | | | | | |
| | | | | | | | | | | | | |
| | | | | | | | | | | | | |
| | | | | | | | | | | | | |
| | | | | | | | | | | | | |
| | | | | | | | | | | | | |
| | | | | | | | | | | | | |
| | | | | | | | | | | | | |
| | | | | | | | | | | | | |
| | | | | | | | | | | | | |

| | | | | | | | | | | | | | | | | | |
|-------------------|---------------|-----------|-----------|----------------|-------------|---------------|--------------------|-------------|---------------|------------|-------|--|--|--|--|--|--|
| Average RPI Win: | 273 | WON-LOST | WINNING | LAST 10 | STRENGTH OF | OPP. STRENGTH | TEAM | ADJ | CONF. | ADJ CONF. | | | | | | | |
| Average RPI Loss: | 204 | RECORD | PCT. RANK | GAMES | SCHEDULE | OF SCHEDULE | RPI | RPI | RPI | RPI | | | | | | | |
| DIV. I ONLY | 11- 13 | .45833 | 192 | 6- 4 | 296 | 299 | 263 | .42024 | 271 | 24 | 24 | | | | | | |
| DIV. I NON-CONF. | 5- 11 | .3125 | 253 | 0- 2 | 324 | 316 | 316 | .35206 | 318 | 27 | 27 | | | | | | |
| <hr/> | | | | | | | | | | | | | | | | | |
| TOTALS | RPI 1-25 | RPI 26-50 | | W-L RECORDS | | RPI 51-100 | | RPI 101-150 | | RPI 150+ | | | | | | | |
| 11- 13 | 0- 0 | 0- 0 | | OVERALL | | 0- 1 | | 1- 2 | | 10- 10 | | | | | | | |
| 3- 3 | 0- 0 | 0- 0 | | HOME | | 0- 0 | | 1- 1 | | 2- 2 | | | | | | | |
| 6- 5 | 0- 0 | 0- 0 | | AWAY | | 0- 1 | | 0- 0 | | 6- 4 | | | | | | | |
| 2- 5 | 0- 0 | 0- 0 | | NEUTRAL | | 0- 0 | | 0- 1 | | 2- 4 | | | | | | | |
| <hr/> | | | | | | | | | | | | | | | | | |
| 5- 11 | 0- 0 | 0- 0 | | NON-CONFERENCE | | 0- 1 | | 0- 1 | | 5- 9 | | | | | | | |
| 0- 1 | 0- 0 | 0- 0 | | HOME | | 0- 0 | | 0- 0 | | 0- 1 | | | | | | | |
| 3- 5 | 0- 0 | 0- 0 | | AWAY | | 0- 1 | | 0- 0 | | 3- 4 | | | | | | | |
| 2- 5 | 0- 0 | 0- 0 | | NEUTRAL | | 0- 0 | | 0- 1 | | 2- 4 | | | | | | | |
| <hr/> | | | | | | | | | | | | | | | | | |
| 6- 2 | 0- 0 | 0- 0 | | CONFERENCE | | 0- 0 | | 1- 1 | | 5- 1 | | | | | | | |
| 3- 2 | 0- 0 | 0- 0 | | HOME | | 0- 0 | | 1- 1 | | 2- 1 | | | | | | | |
| 3- 0 | 0- 0 | 0- 0 | | AWAY | | 0- 0 | | 0- 0 | | 3- 0 | | | | | | | |
| 0- 0 | 0- 0 | 0- 0 | | NEUTRAL | | 0- 0 | | 0- 0 | | 0- 0 | | | | | | | |
| <hr/> | | | | | | | | | | | | | | | | | |
| RPI S | Opponent | Score | RPI S | Opponent | Score | RPI S | Opponent | Score | RPI S | Opponent | Score | | | | | | |
| | | | | | | 68 A | Col. of Charleston | 1 3 | 127 H | High Point | 1 3 | | | | | | |
| | | | | | | 138 H | Radford | 3 1 | | | | | | | | | |
| | | | | | | 140 N | Austin Peay | 0 3 | | | | | | | | | |
| | | | | | | 159 N | VCU | 0 3 | | | | | | | | | |
| | | | | | | 170 H | Liberty | 2 3 | | | | | | | | | |
| | | | | | | 177 H | Elon | 0 3 | | | | | | | | | |
| | | | | | | 179 H | Campbell | 3 2 | | | | | | | | | |
| | | | | | | 209 A | Ga. Southern | 1 3 | | | | | | | | | |
| | | | | | | 215 A | Eastern Mich. | 1 3 | | | | | | | | | |
| | | | | | | 256 A | UNC Asheville | 3 1 | | | | | | | | | |
| | | | | | | 256 H | UNC Asheville | 3 1 | | | | | | | | | |
| | | | | | | 263 N | Tennessee Tech | 0 3 | | | | | | | | | |
| | | | | | | 267 A | Western Caro. | 2 3 | | | | | | | | | |
| | | | | | | 275 A | Gardner-Webb | 3 1 | | | | | | | | | |
| | | | | | | 284 N | Jacksonville St. | 3 2 | | | | | | | | | |
| | | | | | | 287 N | UAB | 1 3 | | | | | | | | | |
| | | | | | | 288 A | The Citadel | 1 3 | | | | | | | | | |
| | | | | | | 288 N | The Citadel | 2 3 | | | | | | | | | |
| | | | | | | 297 A | Presbyterian | 3 1 | | | | | | | | | |
| | | | | | | 330 A | Savannah St. | 3 1 | | | | | | | | | |
| | | | | | | 330 A | Savannah St. | 3 1 | | | | | | | | | |
| | | | | | | 330 N | Savannah St. | 3 0 | | | | | | | | | |
| | | | | | | 332 A | South Carolina St. | 3 0 | | | | | | | | | |
| | | | | | | | | | LAST 10 GAMES | | | | | | | | |
| | | | | | | | | | 127 H | High Point | 1 3 | | | | | | |
| 256 H | UNC Asheville | 3 1 | 275 A | Gardner-Webb | 3 1 | | | | | | | | | | | | |
| 170 H | Liberty | 2 3 | 297 A | Presbyterian | 3 1 | | | | | | | | | | | | |
| 138 H | Radford | 3 1 | 288 A | The Citadel | 1 3 | | | | | | | | | | | | |
| 256 A | UNC Asheville | 3 1 | 177 H | Elon | 0 3 | | | | | | | | | | | | |

Non-Div. I Games:

Charleston So.

| Average RPI Win: | 295 | WON-LOST RECORD | WINNING PCT. RANK | LAST 10 GAMES | STRENGTH OF SCHEDULE | OPP. STRENGTH OF SCHEDULE | TEAM RPI | ADJ RPI | CONF. RPI | ADJ CONF. RPI | | |
|------------------|----------|-----------------|-------------------|----------------|----------------------|---------------------------|------------|-------------|-----------|---------------|---------------------|------------|
| DIV. I ONLY | | 10- 15 | .4 | 221 | 2- 8 | 281 | 275 | 267 | .41923 | 272 | 14 | 14 |
| DIV. I NON-CONF. | | 9- 7 | .5625 | 143 | 1- 1 | 319 | 306 | 260 | .42319 | 264 | 17 | 17 |
| <hr/> | | | | | | | | | | | | |
| TOTALS | RPI 1-25 | RPI 26-50 | | W-L RECORDS | | RPI 51-100 | | RPI 101-150 | | RPI 150+ | | |
| 10- 15 | 0- 1 | 0- 0 | | OVERALL | | 0- 3 | | 0- 2 | | 10- 9 | | |
| 4- 4 | 0- 1 | 0- 0 | | HOME | | 0- 1 | | 0- 0 | | 4- 2 | | |
| 2- 7 | 0- 0 | 0- 0 | | AWAY | | 0- 2 | | 0- 1 | | 2- 4 | | |
| 4- 4 | 0- 0 | 0- 0 | | NEUTRAL | | 0- 0 | | 0- 1 | | 4- 3 | | |
| 9- 7 | 0- 0 | 0- 0 | | NON-CONFERENCE | | 0- 1 | | 0- 1 | | 9- 5 | | |
| 3- 1 | 0- 0 | 0- 0 | | HOME | | 0- 0 | | 0- 0 | | 3- 1 | | |
| 2- 2 | 0- 0 | 0- 0 | | AWAY | | 0- 1 | | 0- 0 | | 2- 1 | | |
| 4- 4 | 0- 0 | 0- 0 | | NEUTRAL | | 0- 0 | | 0- 1 | | 4- 3 | | |
| 1- 8 | 0- 1 | 0- 0 | | CONFERENCE | | 0- 2 | | 0- 1 | | 1- 4 | | |
| 1- 3 | 0- 1 | 0- 0 | | HOME | | 0- 1 | | 0- 0 | | 1- 1 | | |
| 0- 5 | 0- 0 | 0- 0 | | AWAY | | 0- 1 | | 0- 1 | | 0- 3 | | |
| 0- 0 | 0- 0 | 0- 0 | | NEUTRAL | | 0- 0 | | 0- 0 | | 0- 0 | | |
| RPI | S | Opponent | Score | RPI | S | Opponent | Score | RPI | S | Opponent | Score | |
| 21 | H | Western Ky. | 0 3 | | | | | 79 | A | Tulsa | 1 3 | |
| | | | | | | | | 85 | A | Rice | 0 3 | |
| | | | | | | | | 99 | H | Marshall | 1 3 | |
| | | | | | | | | | | 102 | N Bowling Green | 2 3 |
| | | | | | | | | | | 117 | A Southern Miss. | 0 3 |
| | | | | | | | | | | 163 | A Fla. Atlantic | 0 3 |
| | | | | | | | | | | 168 | N Ill.-Chicago | 2 3 |
| | | | | | | | | | | 178 | A Memphis | 1 3 |
| | | | | | | | | | | 184 | H North Texas | 0 3 |
| | | | | | | | | | | 196 | N Drake | 0 3 |
| | | | | | | | | | | 223 | A FIU | 1 3 |
| | | | | | | | | | | 239 | N Northwestern St. | 3 1 |
| | | | | | | | | | | 244 | N Oral Roberts | 3 1 |
| | | | | | | | | | | 260 | H Middle Tenn. | 3 1 |
| | | | | | | | | | | 281 | H La.-Monroe | 0 3 |
| | | | | | | | | | | 287 | A UAB | 1 3 |
| | | | | | | | | | | 299 | A Southeast Mo. St. | 3 2 |
| | | | | | | | | | | 304 | A Eastern Ill. | 3 2 |
| | | | | | | | | | | 304 | N Eastern Ill. | 3 1 |
| | | | | | | | | | | 318 | N New Orleans | 1 3 |
| | | | | | | | | | | 323 | H Ark.-Pine Bluff | 3 0 |
| | | | | | | | | | | 324 | H Jackson St. | 3 0 |
| | | | | | | | | | | 324 | N Jackson St. | 3 0 |
| | | | | | | | | | | 329 | H Grambling | 3 0 |
| | | | | LAST 10 GAMES | | | | | | | | |
| | | | | 223 | A | FIU | 1 3 | 287 | A | UAB | 1 3 | |
| | | | | 163 | A | Fla. Atlantic | 0 3 | 260 | H | Middle Tenn. | 3 1 | |
| | | | | 99 | H | Marshall | 1 3 | 281 | H | La.-Monroe | 0 3 | |
| | | | | 117 | A | Southern Miss. | 0 3 | 184 | H | North Texas | 0 3 | |
| | | | | 329 | H | Grambling | 3 0 | 21 | H | Western Ky. | 0 3 | |

Non-Div. I Games:

Louisiana Tech

| Average RPI Win: 295 | | WON-LOST RECORD | | WINNING PCT. RANK | | LAST 10 GAMES | | STRENGTH OF SCHEDULE | | OPP. STRENGTH OF SCHEDULE | | TEAM RPI | | ADJ RPI | | CONF. RPI | | ADJ CONF. RPI | |
|-----------------------|----------|-----------------|--|-------------------|----------|----------------|-------------------|----------------------|--------------------|---------------------------|------------------|----------|-------------------|------------|---|-----------|--|---------------|--|
| Average RPI Loss: 156 | | | | | | | | | | | | | | | | | | | |
| DIV. I ONLY | | 8- 17 | | .32 257 | | 4- 6 | | 267 | | 242 | | 274 | | .41488 273 | | 28 | | 27 | |
| DIV. I NON-CONF. | | 4- 11 | | .26667 274 | | 0- 0 | | 182 | | 196 | | 254 | | .43158 253 | | 25 | | 25 | |
| TOTALS | | RPI 1-25 | | RPI 26-50 | | W-L RECORDS | | RPI 51-100 | | RPI 101-150 | | RPI 150+ | | | | | | | |
| 8- 17 | | 0- 0 | | 0- 0 | | OVERALL | | 0- 4 | | 0- 4 | | 8- 9 | | | | | | | |
| 3- 3 | | 0- 0 | | 0- 0 | | HOME | | 0- 0 | | 0- 0 | | 3- 3 | | | | | | | |
| 2- 8 | | 0- 0 | | 0- 0 | | AWAY | | 0- 2 | | 0- 3 | | 2- 3 | | | | | | | |
| 3- 6 | | 0- 0 | | 0- 0 | | NEUTRAL | | 0- 2 | | 0- 1 | | 3- 3 | | | | | | | |
| 4- 11 | | 0- 0 | | 0- 0 | | NON-CONFERENCE | | 0- 4 | | 0- 4 | | 4- 3 | | | | | | | |
| 0- 0 | | 0- 0 | | 0- 0 | | HOME | | 0- 0 | | 0- 0 | | 0- 0 | | | | | | | |
| 1- 5 | | 0- 0 | | 0- 0 | | AWAY | | 0- 2 | | 0- 3 | | 1- 0 | | | | | | | |
| 3- 6 | | 0- 0 | | 0- 0 | | NEUTRAL | | 0- 2 | | 0- 1 | | 3- 3 | | | | | | | |
| 4- 6 | | 0- 0 | | 0- 0 | | CONFERENCE | | 0- 0 | | 0- 0 | | 4- 6 | | | | | | | |
| 3- 3 | | 0- 0 | | 0- 0 | | HOME | | 0- 0 | | 0- 0 | | 3- 3 | | | | | | | |
| 1- 3 | | 0- 0 | | 0- 0 | | AWAY | | 0- 0 | | 0- 0 | | 1- 3 | | | | | | | |
| 0- 0 | | 0- 0 | | 0- 0 | | NEUTRAL | | 0- 0 | | 0- 0 | | 0- 0 | | | | | | | |
| RPI S | Opponent | Score | | RPI S | Opponent | Score | | RPI S | Opponent | Score | | RPI S | Opponent | Score | | | | | |
| | | | | | | | | 51 A | Missouri St. | 0 | 3 | 103 N | Green Bay | 2 | 3 | | | | |
| | | | | | | | | 86 N | North Carolina St. | 0 | 3 | 117 A | Southern Miss. | 1 | 3 | | | | |
| | | | | | | | | 95 N | Tulane | 2 | 3 | 121 A | Mississippi St. | 2 | 3 | | | | |
| | | | | | | | | 96 A | Ole Miss | 0 | 3 | 141 A | Georgia | 1 | 3 | | | | |
| | | | | | | | | | | | | 161 A | Sam Houston St. | 1 | 3 | | | | |
| | | | | | | | | | | | | 162 A | SFA | 0 | 3 | | | | |
| | | | | | | | | | | | | 167 N | IUPUI | 0 | 3 | | | | |
| | | | | | | | | | | | | 173 N | South Ala. | 2 | 3 | | | | |
| | | | | | | | | | | | | 180 N | UT Arlington | 1 | 3 | | | | |
| | | | | | | | | | | | | 197 H | Houston Baptist | 2 | 3 | | | | |
| | | | | | | | | | | | | 239 H | Northwestern St. | 0 | 3 | | | | |
| | | | | | | | | | | | | 255 H | Central Ark. | 1 | 3 | | | | |
| | | | | | | | | | | | | 258 H | Abilene Christian | 3 | 0 | | | | |
| | | | | | | | | | | | | 265 H | Lamar University | 3 | 2 | | | | |
| | | | | | | | | | | | | 282 A | UL Lafayette | 3 | 1 | | | | |
| | | | | | | | | | | | | 290 N | Bethune-Cookman | 3 | 2 | | | | |
| | | | | | | | | | | | | 303 N | Western Ill. | 3 | 2 | | | | |
| | | | | | | | | | | | | 305 A | Southeastern La. | 1 | 3 | | | | |
| | | | | | | | | | | | | 316 H | Nicholls St. | 3 | 1 | | | | |
| | | | | | | | | | | | | 318 A | New Orleans | 3 | 1 | | | | |
| | | | | | | | | | | | | 329 N | Grambling | 3 | 0 | | | | |
| LAST 10 GAMES | | | | | | | | | | | | | | | | | | | |
| | | | | | | 265 H | Lamar University | 3 | 2 | 318 A | New Orleans | 3 | 1 | | | | | | |
| | | | | | | 197 H | Houston Baptist | 2 | 3 | 161 A | Sam Houston St. | 1 | 3 | | | | | | |
| | | | | | | 305 A | Southeastern La. | 1 | 3 | 162 A | SFA | 0 | 3 | | | | | | |
| | | | | | | 316 H | Nicholls St. | 3 | 1 | 255 H | Central Ark. | 1 | 3 | | | | | | |
| | | | | | | 258 H | Abilene Christian | 3 | 0 | 239 H | Northwestern St. | 0 | 3 | | | | | | |

Non-Div. I Games:

McNeese

| Average RPI Win: 236 | | WON-LOST | WINNING | LAST 10 | STRENGTH OF | | OPP. STRENGTH | TEAM | ADJ | CONF. | ADJ CONF. |
|-----------------------|--------------|----------|-----------|----------------|---------------|-------|---------------|-------|----------------|--------|-----------|
| Average RPI Loss: 186 | | RECORD | PCT. RANK | GAMES | SCHEDULE | | OF SCHEDULE | RPI | RPI | RPI | RPI |
| DIV. I ONLY | | 7- 17 | .29167 | 268 | 1- 9 | | 255 | 221 | 276 | .41327 | 274 |
| DIV. I NON-CONF. | | 6- 10 | .375 | 231 | 0- 2 | | 258 | 247 | 261 | .42829 | 259 |
| TOTALS | | RPI 1-25 | RPI 26-50 | | W-L RECORDS | | RPI 51-100 | | RPI 101-150 | | RPI 150+ |
| 7- 17 | 0- 1 | 0- 0 | | OVERALL | | 0- 2 | | 1- 0 | | 6- 14 | |
| 2- 6 | 0- 0 | 0- 0 | | HOME | | 0- 1 | | 0- 0 | | 2- 5 | |
| 1- 9 | 0- 1 | 0- 0 | | AWAY | | 0- 1 | | 0- 0 | | 1- 7 | |
| 4- 2 | 0- 0 | 0- 0 | | NEUTRAL | | 0- 0 | | 1- 0 | | 3- 2 | |
| 6- 10 | 0- 0 | 0- 0 | | NON-CONFERENCE | | 0- 1 | | 1- 0 | | 5- 9 | |
| 1- 3 | 0- 0 | 0- 0 | | HOME | | 0- 1 | | 0- 0 | | 1- 2 | |
| 1- 5 | 0- 0 | 0- 0 | | AWAY | | 0- 0 | | 0- 0 | | 1- 5 | |
| 4- 2 | 0- 0 | 0- 0 | | NEUTRAL | | 0- 0 | | 1- 0 | | 3- 2 | |
| 1- 7 | 0- 1 | 0- 0 | | CONFERENCE | | 0- 1 | | 0- 0 | | 1- 5 | |
| 1- 3 | 0- 0 | 0- 0 | | HOME | | 0- 0 | | 0- 0 | | 1- 3 | |
| 0- 4 | 0- 1 | 0- 0 | | AWAY | | 0- 1 | | 0- 0 | | 0- 2 | |
| 0- 0 | 0- 0 | 0- 0 | | NEUTRAL | | 0- 0 | | 0- 0 | | 0- 0 | |
| RPI S | Opponent | Score | | RPI S | Opponent | Score | | RPI S | Opponent | Score | |
| 21 A | Western Ky. | 0 3 | | | | | | 88 H | South Fla. | 0 3 | |
| | | | | | | | | 99 A | Marshall | 0 3 | |
| | | | | | | | | 127 N | High Point | 3 2 | |
| | | | | | | | | 163 H | Fla. Atlantic | 0 3 | |
| | | | | | | | | 168 N | Ill.-Chicago | 1 3 | |
| | | | | | | | | 169 H | UNCG | 0 3 | |
| | | | | | | | | 177 H | Elon | 3 1 | |
| | | | | | | | | 184 A | North Texas | 0 3 | |
| | | | | | | | | 194 H | Mercer | 1 3 | |
| | | | | | | | | 199 A | Wake Forest | 1 3 | |
| | | | | | | | | 200 A | Furman | 1 3 | |
| | | | | | | | | 203 A | William & Mary | 1 3 | |
| | | | | | | | | 220 N | Wofford | 1 3 | |
| | | | | | | | | 223 H | FIU | 3 0 | |
| | | | | | | | | 233 A | Davidson | 0 3 | |
| | | | | | | | | 234 A | Jacksonville | 3 1 | |
| | | | | | | | | 236 A | USC Upstate | 2 3 | |
| | | | | | | | | 246 A | UTEP | 0 3 | |
| | | | | | | | | 260 H | Middle Tenn. | 2 3 | |
| | | | | | | | | 267 N | Western Caro. | 3 1 | |
| | | | | | | | | 287 H | UAB | 0 3 | |
| | | | | | | | | 297 N | Presbyterian | 3 1 | |
| | | | | | | | | 328 N | Coppin St. | 3 0 | |
| LAST 10 GAMES | | | | | | | | | | | |
| 184 A | North Texas | 0 3 | | 246 A | UTEP | 0 3 | | | | | |
| 169 H | UNCG | 0 3 | | 163 H | Fla. Atlantic | 0 3 | | | | | |
| 260 H | Middle Tenn. | 2 3 | | 287 H | UAB | 0 3 | | | | | |
| 223 H | FIU | 3 0 | | 21 A | Western Ky. | 0 3 | | | | | |
| 233 A | Davidson | 0 3 | | 99 A | Marshall | 0 3 | | | | | |

Non-Div. I Games:

Charlotte

| | | | | | | | | | | | | | | | | | |
|------------------|--------------|--------------------|----------------------|------------------|-------------------------|------------------------------|--------------------|------------|---------------|------------------|-------|--|--|--|--|--|--|
| Average RPI Win: | 292 | WON-LOST RECORD | WINNING PCT. RANK | LAST 10 GAMES | STRENGTH OF SCHEDULE | OPP. STRENGTH OF SCHEDULE | TEAM RPI | ADJ RPI | CONF. RPI | ADJ CONF. RPI | | | | | | | |
| DIV. I ONLY | | 10- 14 | .41667 210 | 2- 8 | 292 | 305 | 273 | .41276 275 | 24 | 24 | | | | | | | |
| DIV. I NON-CONF. | | 9- 5 | .64286 104 | 2- 0 | 326 | 322 | 251 | .42866 258 | 27 | 27 | | | | | | | |
| <hr/> | | | | | | | | | | | | | | | | | |
| TOTALS | RPI 1-25 | RPI 26-50 | | W-L RECORDS | RPI 51-100 | | RPI 101-150 | | RPI 150+ | | | | | | | | |
| 10- 14 | 0- 0 | 0- 0 | | OVERALL | 0- 1 | | 0- 3 | | 10- 10 | | | | | | | | |
| 2- 7 | 0- 0 | 0- 0 | | HOME | 0- 0 | | 0- 2 | | 2- 5 | | | | | | | | |
| 4- 5 | 0- 0 | 0- 0 | | AWAY | 0- 1 | | 0- 1 | | 4- 3 | | | | | | | | |
| 4- 2 | 0- 0 | 0- 0 | | NEUTRAL | 0- 0 | | 0- 0 | | 4- 2 | | | | | | | | |
| <hr/> | | | | | | | | | | | | | | | | | |
| 9- 5 | 0- 0 | 0- 0 | | NON-CONFERENCE | 0- 1 | | 0- 0 | | 9- 4 | | | | | | | | |
| 2- 0 | 0- 0 | 0- 0 | | HOME | 0- 0 | | 0- 0 | | 2- 0 | | | | | | | | |
| 3- 3 | 0- 0 | 0- 0 | | AWAY | 0- 1 | | 0- 0 | | 3- 2 | | | | | | | | |
| 4- 2 | 0- 0 | 0- 0 | | NEUTRAL | 0- 0 | | 0- 0 | | 4- 2 | | | | | | | | |
| <hr/> | | | | | | | | | | | | | | | | | |
| 1- 9 | 0- 0 | 0- 0 | | CONFERENCE | 0- 0 | | 0- 3 | | 1- 6 | | | | | | | | |
| 0- 7 | 0- 0 | 0- 0 | | HOME | 0- 0 | | 0- 2 | | 0- 5 | | | | | | | | |
| 1- 2 | 0- 0 | 0- 0 | | AWAY | 0- 0 | | 0- 1 | | 1- 1 | | | | | | | | |
| 0- 0 | 0- 0 | 0- 0 | | NEUTRAL | 0- 0 | | 0- 0 | | 0- 0 | | | | | | | | |
| <hr/> | | | | | | | | | | | | | | | | | |
| RPI S | Opponent | Score | RPI S | Opponent | Score | RPI S | Opponent | Score | RPI S | Opponent | Score | | | | | | |
| | | | | | | 81 A | South Carolina | 0 3 | 127 H | High Point | 0 3 | | | | | | |
| | | | | | | 138 A | Radford | 1 3 | | | | | | | | | |
| | | | | | | 138 H | Radford | 0 3 | | | | | | | | | |
| | | | | | | 170 A | Liberty | 0 3 | | | | | | | | | |
| | | | | | | 170 H | Liberty | 2 3 | | | | | | | | | |
| | | | | | | 177 A | Elon | 1 3 | | | | | | | | | |
| | | | | | | 179 H | Campbell | 0 3 | | | | | | | | | |
| | | | | | | 203 N | William & Mary | 0 3 | | | | | | | | | |
| | | | | | | 233 N | Davidson | 3 2 | | | | | | | | | |
| | | | | | | 236 A | USC Upstate | 3 2 | | | | | | | | | |
| | | | | | | 253 N | Robert Morris | 3 1 | | | | | | | | | |
| | | | | | | 256 H | UNC Asheville | 2 3 | | | | | | | | | |
| | | | | | | 262 A | Winthrop | 3 0 | | | | | | | | | |
| | | | | | | 271 H | Charleston So. | 1 3 | | | | | | | | | |
| | | | | | | 277 N | Morehead St. | 1 3 | | | | | | | | | |
| | | | | | | 288 A | The Citadel | 2 3 | | | | | | | | | |
| | | | | | | 297 H | Presbyterian | 0 3 | | | | | | | | | |
| | | | | | | 301 H | N.C. A&T | 3 0 | | | | | | | | | |
| | | | | | | 321 N | Norfolk St. | 3 0 | | | | | | | | | |
| | | | | | | 326 N | Delaware St. | 3 0 | | | | | | | | | |
| | | | | | | 327 A | N.C. Central | 3 0 | | | | | | | | | |
| | | | | | | 327 H | N.C. Central | 3 0 | | | | | | | | | |
| | | | | | | 332 A | South Carolina St. | 3 0 | | | | | | | | | |
| | | | | | | | | | LAST 10 GAMES | | | | | | | | |
| | | | | | | | | | 170 H | Liberty | 2 3 | | | | | | |
| 138 H | Radford | 0 3 | 170 A | Liberty | 0 3 | | | | | | | | | | | | |
| 327 H | N.C. Central | 3 0 | 256 H | UNC Asheville | 2 3 | | | | | | | | | | | | |
| 179 H | Campbell | 0 3 | 297 H | Presbyterian | 0 3 | | | | | | | | | | | | |
| 127 H | High Point | 0 3 | 327 A | N.C. Central | 3 0 | | | | | | | | | | | | |

| | | | |
|-------------------|-----------|---|---|
| Non-Div. I Games: | Limestone | 3 | 0 |
|-------------------|-----------|---|---|

Gardner-Webb

| Average RPI Win: 284 | | WON-LOST | WINNING | LAST 10 | STRENGTH OF | | OPP. STRENGTH | TEAM | ADJ | | CONF. | ADJ CONF. | | | |
|-----------------------|---|----------|-----------|-----------|-------------|----------------|---------------|------------|-----|-------------|-------|-----------|----|----------|-------|
| Average RPI Loss: 192 | | RECORD | PCT. RANK | GAMES | SCHEDULE | | OF SCHEDULE | RPI | RPI | | RPI | RPI | | | |
| DIV. I ONLY | | 6- 17 | .26087 | 283 | 2- 8 | | 194 | 293 | 275 | .4127 | 276 | 27 | 28 | | |
| DIV. I NON-CONF. | | 4- 9 | .30769 | 256 | 0- 0 | | 185 | 295 | 259 | .42891 | 257 | 28 | 28 | | |
| <hr/> | | | | | | | | | | | | | | | |
| TOTALS | | RPI 1-25 | | RPI 26-50 | | W-L RECORDS | | RPI 51-100 | | RPI 101-150 | | RPI 150+ | | | |
| 6- 17 | | 0- 0 | | 0- 0 | | OVERALL | | 0- 1 | | 0- 2 | | 6- 14 | | | |
| 1- 7 | | 0- 0 | | 0- 0 | | HOME | | 0- 0 | | 0- 1 | | 1- 6 | | | |
| 2- 7 | | 0- 0 | | 0- 0 | | AWAY | | 0- 1 | | 0- 0 | | 2- 6 | | | |
| 3- 3 | | 0- 0 | | 0- 0 | | NEUTRAL | | 0- 0 | | 0- 1 | | 3- 2 | | | |
| 4- 9 | | 0- 0 | | 0- 0 | | NON-CONFERENCE | | 0- 1 | | 0- 1 | | 4- 7 | | | |
| 1- 3 | | 0- 0 | | 0- 0 | | HOME | | 0- 0 | | 0- 0 | | 1- 3 | | | |
| 0- 3 | | 0- 0 | | 0- 0 | | AWAY | | 0- 1 | | 0- 0 | | 0- 2 | | | |
| 3- 3 | | 0- 0 | | 0- 0 | | NEUTRAL | | 0- 0 | | 0- 1 | | 3- 2 | | | |
| 2- 8 | | 0- 0 | | 0- 0 | | CONFERENCE | | 0- 0 | | 0- 1 | | 2- 7 | | | |
| 0- 4 | | 0- 0 | | 0- 0 | | HOME | | 0- 0 | | 0- 1 | | 0- 3 | | | |
| 2- 4 | | 0- 0 | | 0- 0 | | AWAY | | 0- 0 | | 0- 0 | | 2- 4 | | | |
| 0- 0 | | 0- 0 | | 0- 0 | | NEUTRAL | | 0- 0 | | 0- 0 | | 0- 0 | | | |
| RPI | S | Opponent | Score | RPI | S | Opponent | Score | RPI | S | Opponent | Score | RPI | S | Opponent | Score |
| | | | | | | | | | | | | | | | |
| | | | | | | | | | | | | | | | |
| | | | | | | | | | | | | | | | |
| | | | | | | | | | | | | | | | |
| | | | | | | | | | | | | | | | |
| | | | | | | | | | | | | | | | |
| | | | | | | | | | | | | | | | |
| | | | | | | | | | | | | | | | |
| | | | | | | | | | | | | | | | |
| | | | | | | | | | | | | | | | |
| | | | | | | | | | | | | | | | |
| | | | | | | | | | | | | | | | |
| | | | | | | | | | | | | | | | |
| | | | | | | | | | | | | | | | |
| | | | | | | | | | | | | | | | |
| | | | | | | | | | | | | | | | |
| | | | | | | | | | | | | | | | |
| | | | | | | | | | | | | | | | |
| | | | | | | | | | | | | | | | |
| | | | | | | | | | | | | | | | |
| | | | | | | | | | | | | | | | |
| | | | | | | | | | | | | | | | |
| | | | | | | | | | | | | | | | |
| | | | | | | | | | | | | | | | |
| | | | | | | | | | | | | | | | |
| | | | | | | | | | | | | | | | |
| | | | | | | | | | | | | | | | |
| | | | | | | | | | | | | | | | |
| | | | | | | | | | | | | | | | |
| | | | | | | | | | | | | | | | |
| | | | | | | | | | | | | | | | |
| | | | | | | | | | | | | | | | |
| | | | | | | | | | | | | | | | |
| | | | | | | | | | | | | | | | |
| | | | | | | | | | | | | | | | |
| | | | | | | | | | | | | | | | |
| | | | | | | | | | | | | | | | |
| | | | | | | | | | | | | | | | |
| | | | | | | | | | | | | | | | |
| | | | | | | | | | | | | | | | |
| | | | | | | | | | | | | | | | |
| | | | | | | | | | | | | | | | |
| | | | | | | | | | | | | | | | |
| | | | | | | | | | | | | | | | |
| | | | | | | | | | | | | | | | |
| | | | | | | | | | | | | | | | |
| | | | | | | | | | | | | | | | |
| | | | | | | | | | | | | | | | |
| | | | | | | | | | | | | | | | |
| | | | | | | | | | | | | | | | |
| | | | | | | | | | | | | | | | |
| | | | | | | | | | | | | | | | |
| | | | | | | | | | | | | | | | |
| | | | | | | | | | | | | | | | |
| | | | | | | | | | | | | | | | |
| | | | | | | | | | | | | | | | |
| | | | | | | | | | | | | | | | |
| | | | | | | | | | | | | | | | |
| | | | | | | | | | | | | | | | |
| | | | | | | | </ | | | | | | | | |

Non-Div. I Games:

Holy Cross

| Average RPI Win: | 260 | WON-LOST RECORD | WINNING PCT. RANK | LAST 10 GAMES | STRENGTH OF SCHEDULE | OPP. STRENGTH OF SCHEDULE | TEAM RPI | ADJ RPI | CONF. RPI | ADJ CONF. RPI | | |
|-------------------|----------|-----------------|-------------------|----------------|----------------------|---------------------------|-------------------|-------------|-----------|-------------------|-------|----|
| Average RPI Loss: | 205 | | | | | | | | | | | |
| DIV. I ONLY | | 9- 14 | .3913 | 225 | 5- 5 | 299 | 266 | 278 | .41269 | 277 | 26 | 26 |
| DIV. I NON-CONF. | | 4- 9 | .30769 | 256 | 0- 0 | 310 | 250 | 300 | .38193 | 299 | 26 | 26 |
| <hr/> | | | | | | | | | | | | |
| TOTALS | RPI 1-25 | RPI 26-50 | | W-L RECORDS | | RPI 51-100 | | RPI 101-150 | | RPI 150+ | | |
| 9- 14 | 0- 0 | 0- 0 | | OVERALL | | 0- 1 | | 1- 3 | | 8- 10 | | |
| 5- 7 | 0- 0 | 0- 0 | | HOME | | 0- 0 | | 1- 1 | | 4- 6 | | |
| 2- 4 | 0- 0 | 0- 0 | | AWAY | | 0- 0 | | 0- 1 | | 2- 3 | | |
| 2- 3 | 0- 0 | 0- 0 | | NEUTRAL | | 0- 1 | | 0- 1 | | 2- 1 | | |
| <hr/> | | | | | | | | | | | | |
| 4- 9 | 0- 0 | 0- 0 | | NON-CONFERENCE | | 0- 1 | | 0- 2 | | 4- 6 | | |
| 2- 5 | 0- 0 | 0- 0 | | HOME | | 0- 0 | | 0- 1 | | 2- 4 | | |
| 0- 1 | 0- 0 | 0- 0 | | AWAY | | 0- 0 | | 0- 0 | | 0- 1 | | |
| 2- 3 | 0- 0 | 0- 0 | | NEUTRAL | | 0- 1 | | 0- 1 | | 2- 1 | | |
| <hr/> | | | | | | | | | | | | |
| 5- 5 | 0- 0 | 0- 0 | | CONFERENCE | | 0- 0 | | 1- 1 | | 4- 4 | | |
| 3- 2 | 0- 0 | 0- 0 | | HOME | | 0- 0 | | 1- 0 | | 2- 2 | | |
| 2- 3 | 0- 0 | 0- 0 | | AWAY | | 0- 0 | | 0- 1 | | 2- 2 | | |
| 0- 0 | 0- 0 | 0- 0 | | NEUTRAL | | 0- 0 | | 0- 0 | | 0- 0 | | |
| <hr/> | | | | | | | | | | | | |
| RPI S | Opponent | Score | RPI S | Opponent | Score | RPI S | Opponent | Score | RPI S | Opponent | Score | |
| | | | | | | 99 N | Marshall | 1 3 | 120 N | West Virginia | 2 3 | |
| | | | | | | | | | 126 A | SIUE | 2 3 | |
| | | | | | | | | | 128 H | Northern Ky. | 1 3 | |
| | | | | | | | | | 147 H | Murray St. | 3 0 | |
| | | | | | | | | | 174 H | Belmont | 3 1 | |
| | | | | | | | | | 185 H | Kent St. | 0 3 | |
| | | | | | | | | | 188 H | Wright St. | 1 3 | |
| | | | | | | | | | 211 H | Tennessee St. | 2 3 | |
| | | | | | | | | | 216 N | Indiana St. | 0 3 | |
| | | | | | | | | | 219 H | Ball St. | 1 3 | |
| | | | | | | | | | 253 N | Robert Morris | 3 1 | |
| | | | | | | | | | 263 A | Tennessee Tech | 3 0 | |
| | | | | | | | | | 264 H | UT Martin | 0 3 | |
| | | | | | | | | | 266 A | Eastern Ky. | 0 3 | |
| | | | | | | | | | 269 H | Montana | 2 3 | |
| | | | | | | | | | 275 N | Gardner-Webb | 3 1 | |
| | | | | | | | | | 284 A | Jacksonville St. | 1 3 | |
| | | | | | | | | | 288 A | The Citadel | 2 3 | |
| | | | | | | | | | 295 H | Appalachian St. | 3 2 | |
| | | | | | | | | | 299 H | Southeast Mo. St. | 3 1 | |
| | | | | | | | | | 304 A | Eastern Ill. | 3 2 | |
| | | | | | | | | | 328 H | Coppin St. | 3 1 | |
| LAST 10 GAMES | | | | | | | | | | | | |
| | | | | | | 299 H | Southeast Mo. St. | 3 1 | 174 H | Belmont | 3 1 | |
| | | | | | | 264 H | UT Martin | 0 3 | 147 H | Murray St. | 3 0 | |
| | | | | | | 304 A | Eastern Ill. | 3 2 | 266 A | Eastern Ky. | 0 3 | |
| | | | | | | 126 A | SIUE | 2 3 | 263 A | Tennessee Tech | 3 0 | |
| | | | | | | 211 H | Tennessee St. | 2 3 | 284 A | Jacksonville St. | 1 3 | |

Non-Div. I Games:

Morehead St.

| Average RPI Win: 283 | | WON-LOST RECORD | | WINNING PCT. RANK | | LAST 10 GAMES | | STRENGTH OF SCHEDULE | | OPP. STRENGTH OF SCHEDULE | | TEAM RPI | | ADJ RPI | | CONF. RPI | | ADJ CONF. RPI | |
|-----------------------|---|-----------------|--|-------------------|--|----------------|---|----------------------|--|---------------------------|--|----------|---|--------------------|--|-----------|--|---------------|--|
| Average RPI Loss: 147 | | | | | | | | | | | | | | | | | | | |
| DIV. I ONLY | | 6- 16 | | .27273 276 | | 1- 9 | | 253 | | 213 | | 284 | | .41149 278 | | 11 | | 11 | |
| DIV. I NON-CONF. | | 5- 9 | | .35714 236 | | 0- 2 | | 269 | | 283 | | 271 | | .41452 270 | | 9 | | 9 | |
| TOTALS | | RPI 1-25 | | RPI 26-50 | | W-L RECORDS | | RPI 51-100 | | RPI 101-150 | | RPI 150+ | | | | | | | |
| 6- 16 | | 0- 1 | | 0- 1 | | OVERALL | | 0- 3 | | 0- 2 | | 6- 9 | | | | | | | |
| 3- 7 | | 0- 0 | | 0- 0 | | HOME | | 0- 2 | | 0- 1 | | 3- 4 | | | | | | | |
| 1- 6 | | 0- 1 | | 0- 1 | | AWAY | | 0- 1 | | 0- 1 | | 1- 2 | | | | | | | |
| 2- 3 | | 0- 0 | | 0- 0 | | NEUTRAL | | 0- 0 | | 0- 0 | | 2- 3 | | | | | | | |
| 5- 9 | | 0- 1 | | 0- 0 | | NON-CONFERENCE | | 0- 1 | | 0- 0 | | 5- 7 | | | | | | | |
| 2- 3 | | 0- 0 | | 0- 0 | | HOME | | 0- 0 | | 0- 0 | | 2- 3 | | | | | | | |
| 1- 3 | | 0- 1 | | 0- 0 | | AWAY | | 0- 1 | | 0- 0 | | 1- 1 | | | | | | | |
| 2- 3 | | 0- 0 | | 0- 0 | | NEUTRAL | | 0- 0 | | 0- 0 | | 2- 3 | | | | | | | |
| 1- 7 | | 0- 0 | | 0- 1 | | CONFERENCE | | 0- 2 | | 0- 2 | | 1- 2 | | | | | | | |
| 1- 4 | | 0- 0 | | 0- 0 | | HOME | | 0- 2 | | 0- 1 | | 1- 1 | | | | | | | |
| 0- 3 | | 0- 0 | | 0- 1 | | AWAY | | 0- 0 | | 0- 1 | | 0- 1 | | | | | | | |
| 0- 0 | | 0- 0 | | 0- 0 | | NEUTRAL | | 0- 0 | | 0- 0 | | 0- 0 | | | | | | | |
| RPI | S | Opponent | | Score | | RPI | S | Opponent | | Score | | RPI | S | Opponent | | Score | | | |
| 5 | A | San Diego | | 0 3 | | 34 | A | Hawaii | | 0 3 | | 64 | H | Cal Poly | | 0 3 | | | |
| | | | | | | | | | | | | 71 | A | San Diego St. | | 0 3 | | | |
| | | | | | | | | | | | | 76 | H | UC Santa Barbara | | 1 3 | | | |
| | | | | | | | | | | | | 145 | A | UC Davis | | 1 3 | | | |
| | | | | | | | | | | | | 145 | H | UC Davis | | 1 3 | | | |
| | | | | | | | | | | | | 156 | A | UC Irvine | | 0 3 | | | |
| | | | | | | | | | | | | 156 | H | UC Irvine | | 0 3 | | | |
| | | | | | | | | | | | | 165 | A | Chattanooga | | 0 3 | | | |
| | | | | | | | | | | | | 176 | N | San Jose St. | | 2 3 | | | |
| | | | | | | | | | | | | 181 | H | Weber St. | | 1 3 | | | |
| | | | | | | | | | | | | 186 | H | Colgate | | 3 2 | | | |
| | | | | | | | | | | | | 193 | N | Eastern Wash. | | 0 3 | | | |
| | | | | | | | | | | | | 237 | H | Air Force | | 1 3 | | | |
| | | | | | | | | | | | | 266 | N | Eastern Ky. | | 1 3 | | | |
| | | | | | | | | | | | | 268 | H | UC Riverside | | 3 1 | | | |
| | | | | | | | | | | | | 280 | H | Niagara | | 1 3 | | | |
| | | | | | | | | | | | | 288 | H | The Citadel | | 3 0 | | | |
| | | | | | | | | | | | | 291 | A | Grand Canyon | | 3 1 | | | |
| | | | | | | | | | | | | 332 | N | South Carolina St. | | 3 0 | | | |
| | | | | | | | | | | | | 334 | N | Mississippi Val. | | 3 0 | | | |
| LAST 10 GAMES | | | | | | | | | | | | | | | | | | | |
| | | | | | | 145 | A | UC Davis | | 1 3 | | 34 | A | Hawaii | | 0 3 | | | |
| | | | | | | 156 | A | UC Irvine | | 0 3 | | 156 | H | UC Irvine | | 0 3 | | | |
| | | | | | | 76 | H | UC Santa Barbara | | 1 3 | | 268 | H | UC Riverside | | 3 1 | | | |
| | | | | | | 64 | H | Cal Poly | | 0 3 | | 71 | A | San Diego St. | | 0 3 | | | |
| | | | | | | 145 | H | UC Davis | | 1 3 | | 5 | A | San Diego | | 0 3 | | | |

Non-Div. I Games:

Cal St. Fullerton

R
i
d
e
r

Rider

| Average RPI Win: | 301 | WON-LOST RECORD | WINNING PCT. RANK | LAST 10 GAMES | STRENGTH OF SCHEDULE | OPP. STRENGTH OF SCHEDULE | TEAM RPI | ADJ RPI | CONF. RPI | ADJ CONF. RPI | | |
|-------------------|----------|-----------------|-------------------|----------------|----------------------|---------------------------|----------|-------------|------------------|---------------|----|----|
| Average RPI Loss: | 193 | | | | | | | | | | | |
| DIV. I ONLY | | 9- 14 | .3913 | 225 | 7- 3 | 291 | 301 | 280 | .4104 | 280 | 30 | 30 |
| DIV. I NON-CONF. | | 2- 10 | .16667 | 296 | 0- 0 | 231 | 220 | 292 | .38929 | 291 | 31 | 31 |
| <hr/> | | | | | | | | | | | | |
| TOTALS | RPI 1-25 | RPI 26-50 | | W-L RECORDS | | RPI 51-100 | | RPI 101-150 | | RPI 150+ | | |
| 9- 14 | 0- 1 | 0- 0 | | OVERALL | | 0- 1 | | 0- 1 | | 9- 11 | | |
| 5- 0 | 0- 0 | 0- 0 | | HOME | | 0- 0 | | 0- 0 | | 5- 0 | | |
| 4- 7 | 0- 0 | 0- 0 | | AWAY | | 0- 1 | | 0- 0 | | 4- 6 | | |
| 0- 7 | 0- 1 | 0- 0 | | NEUTRAL | | 0- 0 | | 0- 1 | | 0- 5 | | |
| 2- 10 | 0- 1 | 0- 0 | | NON-CONFERENCE | | 0- 1 | | 0- 1 | | 2- 7 | | |
| 1- 0 | 0- 0 | 0- 0 | | HOME | | 0- 0 | | 0- 0 | | 1- 0 | | |
| 1- 3 | 0- 0 | 0- 0 | | AWAY | | 0- 1 | | 0- 0 | | 1- 2 | | |
| 0- 7 | 0- 1 | 0- 0 | | NEUTRAL | | 0- 0 | | 0- 1 | | 0- 5 | | |
| 7- 4 | 0- 0 | 0- 0 | | CONFERENCE | | 0- 0 | | 0- 0 | | 7- 4 | | |
| 4- 0 | 0- 0 | 0- 0 | | HOME | | 0- 0 | | 0- 0 | | 4- 0 | | |
| 3- 4 | 0- 0 | 0- 0 | | AWAY | | 0- 0 | | 0- 0 | | 3- 4 | | |
| 0- 0 | 0- 0 | 0- 0 | | NEUTRAL | | 0- 0 | | 0- 0 | | 0- 0 | | |
| RPI S | Opponent | Score | | RPI S | Opponent | Score | | RPI S | Opponent | Score | | |
| 10 N | UCLA | 0 3 | | | | | | 54 A | Loyola Marymount | 1 3 | | |
| | | | | | | | | | | | | |
| | | | | | | | | | | | | |
| | | | | | | | | | | | | |
| | | | | | | | | | | | | |
| | | | | | | | | | | | | |
| | | | | | | | | | | | | |
| | | | | | | | | | | | | |
| | | | | | | | | | | | | |
| | | | | | | | | | | | | |
| | | | | | | | | | | | | |
| | | | | | | | | | | | | |
| | | | | | | | | | | | | |
| | | | | | | | | | | | | |
| | | | | | | | | | | | | |
| | | | | | | | | | | | | |
| | | | | | | | | | | | | |
| | | | | | | | | | | | | |
| | | | | | | | | | | | | |
| | | | | | | | | | | | | |
| | | | | | | | | | | | | |
| | | | | | | | | | | | | |
| | | | | | | | | | | | | |
| | | | | | | | | | | | | |
| | | | | | | | | | | | | |
| | | | | | | | | | | | | |
| | | | | | | | | | | | | |
| | | | | | | | | | | | | |
| | | | | | | | | | | | | |
| | | | | | | | | | | | | |
| | | | | | | | | | | | | |
| | | | | | | | | | | | | |
| | | | | | | | | | | | | |
| | | | | | | | | | | | | |
| | | | | | | | | | | | | |
| | | | | | | | | | | | | |
| | | | | | | | | | | | | |
| | | | | | | | | | | | | |
| | | | | | | | | | | | | |
| | | | | | | | | | | | | |
| | | | | | | | | | | | | |
| | | | | | | | | | | | | |
| | | | | | | | | | | | | |
| | | | | | | | | | | | | |
| | | | | | | | | | | | | |
| | | | | | | | | | | | | |
| | | | | | | | | | | | | |
| | | | | | | | | | | | | |
| | | | | | | | | | | | | |
| | | | | | | | | | | | | |
| | | | | | | | | | | | | |
| | | | | | | | | | | | | |
| | | | | | | | | | | | | |
| | | | | | | | | | | | | |
| | | | | | | | | | | | | |
| | | | | | | | | | | | | |
| | | | | | | | | | | | | |
| | | | | | | | | | | | | |
| | | | | | | | | | | | | |
| | | | | | | | | | | | | |
| | | | | | | | | | | | | |
| | | | | | | | | | | | | |
| | | | | | | | | | | | | |
| | | | | | | | | | | | | |
| | | | | | | | | | | | | |
| | | | | | | | | | | | | |
| | | | | | | | | | | | | |
| | | | | | | | | | | | | |
| | | | | | | | | | | | | |
| | | | | | | | | | | | | |
| | | | | | | | | | | | | |
| | | | | | | | | | | | | |
| | | | | | | | | | | | | |
| | | | | | | | | | | | | |
| | | | | | | | | | | | | |

Non-Div. I Games:

Niagara

| Average RPI Win: 269 | | WON-LOST | WINNING | LAST 10 | STRENGTH OF | | OPP. STRENGTH | TEAM | ADJ | | CONF. | ADJ CONF. |
|-----------------------|----------|----------|---------------|-----------------|----------------|-------|----------------|-------|-------------|------------------|----------|-----------|
| Average RPI Loss: 175 | | RECORD | PCT. RANK | GAMES | SCHEDULE | | OF SCHEDULE | RPI | RPI | | RPI | RPI |
| DIV. I ONLY | | 8- 19 | .2963 | 267 | 3- 7 | | 264 | 241 | 283 | | .41037 | 281 |
| DIV. I NON-CONF. | | 6- 12 | .33333 | 243 | 1- 0 | | 263 | 260 | 273 | | .4131 | 272 |
| TOTALS | | RPI 1-25 | RPI 26-50 | | W-L RECORDS | | RPI 51-100 | | RPI 101-150 | | RPI 150+ | |
| 8- 19 | | 0- 0 | 0- 2 | | OVERALL | | 0- 3 | | 0- 2 | | 8- 12 | |
| 2- 3 | | 0- 0 | 0- 0 | | HOME | | 0- 1 | | 0- 1 | | 2- 1 | |
| 3- 10 | | 0- 0 | 0- 1 | | AWAY | | 0- 2 | | 0- 0 | | 3- 7 | |
| 3- 6 | | 0- 0 | 0- 1 | | NEUTRAL | | 0- 0 | | 0- 1 | | 3- 4 | |
| 6- 12 | | 0- 0 | 0- 1 | | NON-CONFERENCE | | 0- 1 | | 0- 2 | | 6- 8 | |
| 0- 1 | | 0- 0 | 0- 0 | | HOME | | 0- 0 | | 0- 1 | | 0- 0 | |
| 3- 5 | | 0- 0 | 0- 0 | | AWAY | | 0- 1 | | 0- 0 | | 3- 4 | |
| 3- 6 | | 0- 0 | 0- 1 | | NEUTRAL | | 0- 0 | | 0- 1 | | 3- 4 | |
| 2- 7 | | 0- 0 | 0- 1 | | CONFERENCE | | 0- 2 | | 0- 0 | | 2- 4 | |
| 2- 2 | | 0- 0 | 0- 0 | | HOME | | 0- 1 | | 0- 0 | | 2- 1 | |
| 0- 5 | | 0- 0 | 0- 1 | | AWAY | | 0- 1 | | 0- 0 | | 0- 3 | |
| 0- 0 | | 0- 0 | 0- 0 | | NEUTRAL | | 0- 0 | | 0- 0 | | 0- 0 | |
| RPI S | Opponent | Score | RPI S | Opponent | Score | RPI S | Opponent | Score | RPI S | Opponent | Score | |
| | | | 38 A | Coastal Caro. | 0 3 | 77 A | Arkansas St. | 0 3 | 111 N | Kennesaw St. | 0 3 | |
| | | | 47 N | Cincinnati | 0 3 | 77 H | Arkansas St. | 0 3 | 117 H | Southern Miss. | 0 3 | |
| | | | | | | 91 A | Tennessee | 0 3 | 162 A | SFA | 1 3 | |
| | | | | | | | | | 176 N | San Jose St. | 0 3 | |
| | | | | | | | | | 197 A | Houston Baptist | 0 3 | |
| | | | | | | | | | 209 H | Ga. Southern | 3 0 | |
| | | | | | | | | | 212 A | Houston | 2 3 | |
| | | | | | | | | | 227 A | Little Rock | 0 3 | |
| | | | | | | | | | 227 H | Little Rock | 2 3 | |
| | | | | | | | | | 235 H | Georgia St. | 3 1 | |
| | | | | | | | | | 239 A | Northwestern St. | 1 3 | |
| | | | | | | | | | 244 N | Oral Roberts | 0 3 | |
| | | | | | | | | | 245 N | Evansville | 2 3 | |
| | | | | | | | | | 248 N | Incarnate Word | 3 0 | |
| | | | | | | | | | 255 A | Central Ark. | 3 2 | |
| | | | | | | | | | 260 N | Middle Tenn. | 0 3 | |
| | | | | | | | | | 272 A | Louisiana Tech | 3 0 | |
| | | | | | | | | | 282 A | UL Lafayette | 2 3 | |
| | | | | | | | | | 284 A | Jacksonville St. | 3 2 | |
| | | | | | | | | | 295 A | Appalachian St. | 0 3 | |
| | | | | | | | | | 316 N | Nicholls St. | 3 1 | |
| | | | | | | | | | 331 N | Alcorn | 3 0 | |
| | | | LAST 10 GAMES | | | | | | | | | |
| | | | 38 A | Coastal Caro. | 0 3 | 272 A | Louisiana Tech | 3 0 | | | | |
| | | | 295 A | Appalachian St. | 0 3 | 227 A | Little Rock | 0 3 | | | | |
| | | | 77 H | Arkansas St. | 0 3 | 77 A | Arkansas St. | 0 3 | | | | |
| | | | 227 H | Little Rock | 2 3 | 235 H | Georgia St. | 3 1 | | | | |
| | | | 282 A | UL Lafayette | 2 3 | 209 H | Ga. Southern | 3 0 | | | | |

Non-Div. I Games:

La.-Monroe

| Average RPI Win: 277 | | WON-LOST | WINNING | LAST 10 | STRENGTH OF | | OPP. STRENGTH | TEAM | ADJ | CONF. | ADJ CONF. |
|-----------------------|----------|----------|---------------|-----------------|-------------|-------|------------------|-------|-------------|------------------|-----------|
| Average RPI Loss: 186 | | RECORD | PCT. RANK | GAMES | SCHEDULE | | OF SCHEDULE | RPI | RPI | RPI | RPI |
| DIV. I ONLY | | 8- 16 | .33333 | 255 | 5- 5 | | 278 | 261 | 281 | .40932 | 22 |
| DIV. I NON-CONF. | | 4- 11 | .26667 | 274 | 1- 0 | | 296 | 292 | 305 | .37428 | 19 |
| TOTALS | | RPI 1-25 | RPI 26-50 | | W-L RECORDS | | RPI 51-100 | | RPI 101-150 | | RPI 150+ |
| 8- 16 | 0- 0 | 0- 1 | | OVERALL | | 0- 2 | | 0- 1 | | 8- 12 | |
| 4- 7 | 0- 0 | 0- 0 | | HOME | | 0- 1 | | 0- 0 | | 4- 6 | |
| 3- 4 | 0- 0 | 0- 1 | | AWAY | | 0- 1 | | 0- 0 | | 3- 2 | |
| 1- 5 | 0- 0 | 0- 0 | | NEUTRAL | | 0- 0 | | 0- 1 | | 1- 4 | |
| 4- 11 | 0- 0 | 0- 0 | | NON-CONFERENCE | | 0- 0 | | 0- 1 | | 4- 10 | |
| 2- 4 | 0- 0 | 0- 0 | | HOME | | 0- 0 | | 0- 0 | | 2- 4 | |
| 1- 2 | 0- 0 | 0- 0 | | AWAY | | 0- 0 | | 0- 0 | | 1- 2 | |
| 1- 5 | 0- 0 | 0- 0 | | NEUTRAL | | 0- 0 | | 0- 1 | | 1- 4 | |
| 4- 5 | 0- 0 | 0- 1 | | CONFERENCE | | 0- 2 | | 0- 0 | | 4- 2 | |
| 2- 3 | 0- 0 | 0- 0 | | HOME | | 0- 1 | | 0- 0 | | 2- 2 | |
| 2- 2 | 0- 0 | 0- 1 | | AWAY | | 0- 1 | | 0- 0 | | 2- 0 | |
| 0- 0 | 0- 0 | 0- 0 | | NEUTRAL | | 0- 0 | | 0- 0 | | 0- 0 | |
| RPI S | Opponent | Score | RPI S | Opponent | Score | RPI S | Opponent | Score | RPI S | Opponent | Score |
| | | | 38 A | Coastal Caro. | 0 3 | 77 A | Arkansas St. | 0 3 | 108 N | UNCW | 0 3 |
| | | | | | | 77 H | Arkansas St. | 0 3 | 178 N | Memphis | 0 3 |
| | | | | | | | | | 181 N | Weber St. | 1 3 |
| | | | | | | | | | 184 A | North Texas | 0 3 |
| | | | | | | | | | 197 A | Houston Baptist | 2 3 |
| | | | | | | | | | 209 H | Ga. Southern | 2 3 |
| | | | | | | | | | 212 N | Houston | 1 3 |
| | | | | | | | | | 216 N | Indiana St. | 2 3 |
| | | | | | | | | | 227 A | Little Rock | 3 2 |
| | | | | | | | | | 227 H | Little Rock | 2 3 |
| | | | | | | | | | 235 H | Georgia St. | 3 0 |
| | | | | | | | | | 237 H | Air Force | 2 3 |
| | | | | | | | | | 239 H | Northwestern St. | 2 3 |
| | | | | | | | | | 264 N | UT Martin | 3 1 |
| | | | | | | | | | 273 H | McNeese | 1 3 |
| | | | | | | | | | 281 H | La.-Monroe | 3 2 |
| | | | | | | | | | 287 A | UAB | 3 1 |
| | | | | | | | | | 295 A | Appalachian St. | 3 1 |
| | | | | | | | | | 305 H | Southeastern La. | 3 0 |
| | | | | | | | | | 316 H | Nicholls St. | 1 3 |
| | | | | | | | | | 319 H | Alabama A&M | 3 0 |
| | | | LAST 10 GAMES | | | | | | | | |
| | | | 295 A | Appalachian St. | 3 1 | 305 H | Southeastern La. | 3 0 | | | |
| | | | 38 A | Coastal Caro. | 0 3 | 77 A | Arkansas St. | 0 3 | | | |
| | | | 227 H | Little Rock | 2 3 | 227 A | Little Rock | 3 2 | | | |
| | | | 77 H | Arkansas St. | 0 3 | 209 H | Ga. Southern | 2 3 | | | |
| | | | 281 H | La.-Monroe | 3 2 | 235 H | Georgia St. | 3 0 | | | |

Non-Div. I Games:

UL Lafayette

| Average RPI Win: 220 | | WON-LOST | WINNING | LAST 10 | STRENGTH OF | | OPP. STRENGTH | TEAM | ADJ | | CONF. | ADJ CONF. |
|-----------------------|------------------|----------|-----------|----------------|------------------|-------|---------------|-------|-------------------|-------|----------|-----------|
| Average RPI Loss: 165 | | RECORD | PCT. RANK | GAMES | SCHEDULE | | OF SCHEDULE | RPI | RPI | | RPI | RPI |
| DIV. I ONLY | | 5- 19 | .20833 | 299 | 2- 8 | | 203 | 201 | 282 | | .40926 | 283 |
| DIV. I NON-CONF. | | 3- 11 | .21429 | 288 | 0- 0 | | 139 | 157 | 248 | | .43581 | 248 |
| TOTALS | | RPI 1-25 | RPI 26-50 | | W-L RECORDS | | RPI 51-100 | | RPI 101-150 | | RPI 150+ | |
| 5- 19 | 0- 0 | 0- 2 | | OVERALL | | 0- 4 | | 1- 2 | | 4- 11 | | |
| 3- 8 | 0- 0 | 0- 1 | | HOME | | 0- 1 | | 0- 0 | | 3- 6 | | |
| 1- 5 | 0- 0 | 0- 0 | | AWAY | | 0- 1 | | 0- 1 | | 1- 3 | | |
| 1- 6 | 0- 0 | 0- 1 | | NEUTRAL | | 0- 2 | | 1- 1 | | 0- 2 | | |
| 3- 11 | 0- 0 | 0- 2 | | NON-CONFERENCE | | 0- 3 | | 1- 2 | | 2- 4 | | |
| 2- 3 | 0- 0 | 0- 1 | | HOME | | 0- 0 | | 0- 0 | | 2- 2 | | |
| 0- 2 | 0- 0 | 0- 0 | | AWAY | | 0- 1 | | 0- 1 | | 0- 0 | | |
| 1- 6 | 0- 0 | 0- 1 | | NEUTRAL | | 0- 2 | | 1- 1 | | 0- 2 | | |
| 2- 8 | 0- 0 | 0- 0 | | CONFERENCE | | 0- 1 | | 0- 0 | | 2- 7 | | |
| 1- 5 | 0- 0 | 0- 0 | | HOME | | 0- 1 | | 0- 0 | | 1- 4 | | |
| 1- 3 | 0- 0 | 0- 0 | | AWAY | | 0- 0 | | 0- 0 | | 1- 3 | | |
| 0- 0 | 0- 0 | 0- 0 | | NEUTRAL | | 0- 0 | | 0- 0 | | 0- 0 | | |
| RPI S | Opponent | Score | | RPI S | Opponent | Score | | RPI S | Opponent | Score | | |
| 48 N | Illinois | 0 | 3 | 53 N | UNI | 0 | 3 | 145 N | UC Davis | 0 | 3 | |
| 49 H | Iowa St. | 0 | 3 | 84 H | South Dakota | 1 | 3 | 147 N | Murray St. | 3 | 2 | |
| | | | | 96 N | Ole Miss | 1 | 3 | 149 A | North Dakota | 0 | 3 | |
| | | | | 100 A | Saint Louis | 0 | 3 | 152 H | Denver | 1 | 3 | |
| | | | | | | | | 167 A | IUPUI | 0 | 3 | |
| | | | | | | | | 167 H | IUPUI | 0 | 3 | |
| | | | | | | | | 196 H | Drake | 1 | 3 | |
| | | | | | | | | 201 H | UMKC | 0 | 3 | |
| | | | | | | | | 214 N | Cornell | 1 | 3 | |
| | | | | | | | | 219 H | Ball St. | 3 | 2 | |
| | | | | | | | | 224 A | Fort Wayne | 1 | 3 | |
| | | | | | | | | 224 H | Fort Wayne | 2 | 3 | |
| | | | | | | | | 232 H | North Dakota St. | 3 | 2 | |
| | | | | | | | | 244 A | Oral Roberts | 3 | 2 | |
| | | | | | | | | 258 H | Abilene Christian | 3 | 2 | |
| | | | | | | | | 261 N | Bradley | 1 | 3 | |
| | | | | | | | | 298 A | South Dakota St. | 0 | 3 | |
| | | | | | | | | 303 H | Western Ill. | 1 | 3 | |
| LAST 10 GAMES | | | | | | | | | | | | |
| 224 A | Fort Wayne | 1 | 3 | 244 A | Oral Roberts | 3 | 2 | | | | | |
| 167 A | IUPUI | 0 | 3 | 298 A | South Dakota St. | 0 | 3 | | | | | |
| 232 H | North Dakota St. | 3 | 2 | 303 H | Western Ill. | 1 | 3 | | | | | |
| 84 H | South Dakota | 1 | 3 | 152 H | Denver | 1 | 3 | | | | | |
| 167 H | IUPUI | 0 | 3 | 224 H | Fort Wayne | 2 | 3 | | | | | |

Non-Div. I Games:

Omaha

| | | | | | | | | | | | | | | | | | | | | | |
|-------------------|--------------|-----------|-----------|----------------|-------------|---------------|----------|-------------|-------|-------------------|-------|---------------|--|--|--|--|--|-------|--------------|---|---|
| Average RPI Win: | 297 | WON-LOST | WINNING | LAST 10 | STRENGTH OF | OPP. STRENGTH | TEAM | ADJ | CONF. | ADJ CONF. | | | | | | | | | | | |
| Average RPI Loss: | 208 | RECORD | PCT. RANK | GAMES | SCHEDULE | OF SCHEDULE | RPI | RPI | RPI | RPI | | | | | | | | | | | |
| DIV. I ONLY | 17- 13 | .56667 | 144 | 5- 5 | 331 | 310 | 279 | .40809 | 284 | 26 | 26 | | | | | | | | | | |
| DIV. I NON-CONF. | 12- 8 | .6 | 123 | 2- 0 | 334 | 324 | 297 | .38214 | 298 | 26 | 26 | | | | | | | | | | |
| <hr/> | | | | | | | | | | | | | | | | | | | | | |
| TOTALS | RPI 1-25 | RPI 26-50 | | W-L RECORDS | | RPI 51-100 | | RPI 101-150 | | RPI 150+ | | | | | | | | | | | |
| 17- 13 | 0- 0 | 0- 0 | | OVERALL | | 0- 0 | | 0- 5 | | 17- 8 | | | | | | | | | | | |
| 10- 5 | 0- 0 | 0- 0 | | HOME | | 0- 0 | | 0- 3 | | 10- 2 | | | | | | | | | | | |
| 5- 5 | 0- 0 | 0- 0 | | AWAY | | 0- 0 | | 0- 2 | | 5- 3 | | | | | | | | | | | |
| 2- 3 | 0- 0 | 0- 0 | | NEUTRAL | | 0- 0 | | 0- 0 | | 2- 3 | | | | | | | | | | | |
| <hr/> | | | | | | | | | | | | | | | | | | | | | |
| 12- 8 | 0- 0 | 0- 0 | | NON-CONFERENCE | | 0- 0 | | 0- 2 | | 12- 6 | | | | | | | | | | | |
| 7- 3 | 0- 0 | 0- 0 | | HOME | | 0- 0 | | 0- 2 | | 7- 1 | | | | | | | | | | | |
| 3- 2 | 0- 0 | 0- 0 | | AWAY | | 0- 0 | | 0- 0 | | 3- 2 | | | | | | | | | | | |
| 2- 3 | 0- 0 | 0- 0 | | NEUTRAL | | 0- 0 | | 0- 0 | | 2- 3 | | | | | | | | | | | |
| <hr/> | | | | | | | | | | | | | | | | | | | | | |
| 5- 5 | 0- 0 | 0- 0 | | CONFERENCE | | 0- 0 | | 0- 3 | | 5- 2 | | | | | | | | | | | |
| 3- 2 | 0- 0 | 0- 0 | | HOME | | 0- 0 | | 0- 1 | | 3- 1 | | | | | | | | | | | |
| 2- 3 | 0- 0 | 0- 0 | | AWAY | | 0- 0 | | 0- 2 | | 2- 1 | | | | | | | | | | | |
| 0- 0 | 0- 0 | 0- 0 | | NEUTRAL | | 0- 0 | | 0- 0 | | 0- 0 | | | | | | | | | | | |
| <hr/> | | | | | | | | | | | | | | | | | | | | | |
| RPI S | Opponent | Score | RPI S | Opponent | Score | RPI S | Opponent | Score | RPI S | Opponent | Score | | | | | | | | | | |
| | | | | | | | | | 111 H | Kennesaw St. | 1 | 3 | | | | | | | | | |
| | | | | | | | | | 126 H | SIUE | 1 | 3 | | | | | | | | | |
| | | | | | | | | | 140 A | Austin Peay | 0 | 3 | | | | | | | | | |
| | | | | | | | | | 147 A | Murray St. | 0 | 3 | | | | | | | | | |
| | | | | | | | | | 149 H | North Dakota | 0 | 3 | | | | | | | | | |
| | | | | | | | | | 174 A | Belmont | 3 | 1 | | | | | | | | | |
| | | | | | | | | | 209 A | Ga. Southern | 0 | 3 | | | | | | | | | |
| | | | | | | | | | 211 A | Tennessee St. | 2 | 3 | | | | | | | | | |
| | | | | | | | | | 226 N | Montana St. | 1 | 3 | | | | | | | | | |
| | | | | | | | | | 237 A | Air Force | 2 | 3 | | | | | | | | | |
| | | | | | | | | | 245 H | Evansville | 3 | 2 | | | | | | | | | |
| | | | | | | | | | 263 A | Tennessee Tech | 3 | 1 | | | | | | | | | |
| | | | | | | | | | 266 H | Eastern Ky. | 3 | 0 | | | | | | | | | |
| | | | | | | | | | 271 N | Charleston So. | 2 | 3 | | | | | | | | | |
| | | | | | | | | | 277 H | Morehead St. | 3 | 1 | | | | | | | | | |
| | | | | | | | | | 281 H | La.-Monroe | 2 | 3 | | | | | | | | | |
| | | | | | | | | | 287 H | UAB | 3 | 1 | | | | | | | | | |
| | | | | | | | | | 288 N | The Citadel | 3 | 0 | | | | | | | | | |
| | | | | | | | | | 291 N | Grand Canyon | 0 | 3 | | | | | | | | | |
| | | | | | | | | | 299 H | Southeast Mo. St. | 3 | 0 | | | | | | | | | |
| | | | | | | | | | 304 H | Eastern Ill. | 2 | 3 | | | | | | | | | |
| | | | | | | | | | | | | LAST 10 GAMES | | | | | | 316 H | Nicholls St. | 3 | 0 |
| | | | | | | | | | | | | | | | | | | 318 H | New Orleans | 3 | 2 |
| | | | | | | | | | | | | | | | | | | 324 A | Jackson St. | 3 | 0 |
| | | | | | | | | | | | | | | | | | | 324 A | Jackson St. | 3 | 0 |
| 324 H | Jackson St. | 3 | 0 | | | | | | | | | | | | | | | | | | |
| 330 N | Savannah St. | 3 | 0 | | | | | | | | | | | | | | | | | | |
| | | | | | | | | | 331 A | Alcorn | 3 | 0 | | | | | | | | | |
| | | | | | | | | | | | | | | | | | | | | | |
| | | | | | | | | | | | | | | | | | | | | | |
| | | | | | | | | | | | | | | | | | | | | | |
| | | | | | | | | | | | | | | | | | | | | | |
| | | | | | | | | | | | | | | | | | | | | | |
| | | | | | | | | | | | | | | | | | | | | | |
| | | | | | | | | | | | | | | | | | | | | | |

Non-Div. I Games:

Jacksonville St.

| RPI | S | Opponent | Score | |
|-----|---|------------------|-------|---|
| 331 | H | Alcorn | 3 | 0 |
| 334 | A | Mississippi Val. | 3 | 0 |
| 334 | H | Mississippi Val. | 3 | 0 |

Jacksonville St.

J
a
c
k
s
o
n
v
i
l
l
e
s
t
.

J
a
c
k
s
o
n
v
i
l
l
e
s
t
.

| Average RPI Win: 312 | | WON-LOST | WINNING | LAST 10 | STRENGTH OF | | OPP. STRENGTH | TEAM | ADJ | | CONF. | ADJ CONF. | |
|-----------------------|----------|----------|-----------|----------------|-------------|-------|---------------|-------|-------------|-----------------|----------|-----------|----|
| Average RPI Loss: 152 | | RECORD | PCT. RANK | GAMES | SCHEDULE | | OF SCHEDULE | RPI | RPI | | RPI | RPI | |
| DIV. I ONLY | | 4- 19 | .17391 | 312 | 2- 8 | | 187 | 226 | 286 | .40646 | 285 | 17 | 17 |
| DIV. I NON-CONF. | | 3- 12 | .2 | 289 | 1- 1 | | 247 | 233 | 293 | .39029 | 290 | 18 | 18 |
| TOTALS | | RPI 1-25 | RPI 26-50 | | W-L RECORDS | | RPI 51-100 | | RPI 101-150 | | RPI 150+ | | |
| 4- 19 | 0- 0 | 0- 0 | | OVERALL | | 0- 7 | | 0- 3 | | 4- 9 | | | |
| 2- 5 | 0- 0 | 0- 0 | | HOME | | 0- 2 | | 0- 1 | | 2- 2 | | | |
| 0- 7 | 0- 0 | 0- 0 | | AWAY | | 0- 5 | | 0- 1 | | 0- 1 | | | |
| 2- 7 | 0- 0 | 0- 0 | | NEUTRAL | | 0- 0 | | 0- 1 | | 2- 6 | | | |
| 3- 12 | 0- 0 | 0- 0 | | NON-CONFERENCE | | 0- 4 | | 0- 1 | | 3- 7 | | | |
| 1- 1 | 0- 0 | 0- 0 | | HOME | | 0- 1 | | 0- 0 | | 1- 0 | | | |
| 0- 4 | 0- 0 | 0- 0 | | AWAY | | 0- 3 | | 0- 0 | | 0- 1 | | | |
| 2- 7 | 0- 0 | 0- 0 | | NEUTRAL | | 0- 0 | | 0- 1 | | 2- 6 | | | |
| 1- 7 | 0- 0 | 0- 0 | | CONFERENCE | | 0- 3 | | 0- 2 | | 1- 2 | | | |
| 1- 4 | 0- 0 | 0- 0 | | HOME | | 0- 1 | | 0- 1 | | 1- 2 | | | |
| 0- 3 | 0- 0 | 0- 0 | | AWAY | | 0- 2 | | 0- 1 | | 0- 0 | | | |
| 0- 0 | 0- 0 | 0- 0 | | NEUTRAL | | 0- 0 | | 0- 0 | | 0- 0 | | | |
| RPI S | Opponent | Score | RPI S | Opponent | Score | RPI S | Opponent | Score | RPI S | Opponent | Score | | |
| | | | | | | 60 A | UCF | 0 3 | 111 A | Kennesaw St. | 0 3 | | |
| | | | | | | 63 A | FGCU | 0 3 | 134 H | North Florida | 1 3 | | |
| | | | | | | 63 H | FGCU | 0 3 | 148 N | New Mexico | 1 3 | | |
| | | | | | | 74 A | Lipscomb | 1 3 | 163 N | Fla. Atlantic | 0 3 | | |
| | | | | | | 88 A | South Fla. | 0 3 | 185 N | Kent St. | 1 3 | | |
| | | | | | | 88 A | South Fla. | 0 3 | 188 N | Wright St. | 0 3 | | |
| | | | | | | 99 H | Marshall | 0 3 | 222 N | Georgetown | 0 3 | | |
| | | | | | | | | | 234 H | Jacksonville | 1 3 | | |
| | | | | | | | | | 236 H | USC Upstate | 2 3 | | |
| | | | | | | | | | 238 N | LIU Brooklyn | 1 3 | | |
| | | | | | | | | | 240 N | Stony Brook | 0 3 | | |
| | | | | | | | | | 256 A | UNC Asheville | 2 3 | | |
| | | | | | | | | | 290 H | Bethune-Cookman | 3 2 | | |
| | | | | | | | | | 313 H | NJIT | 3 0 | | |
| | | | | | | | | | 319 N | Alabama A&M | 3 0 | | |
| | | | | | | | | | 327 N | N.C. Central | 3 0 | | |
| LAST 10 GAMES | | | | | | | | | | | | | |
| | | | | | | 63 H | FGCU | 0 3 | 313 H | NJIT | 3 0 | | |
| | | | | | | 234 H | Jacksonville | 1 3 | 236 H | USC Upstate | 2 3 | | |
| | | | | | | 134 H | North Florida | 1 3 | 63 A | FGCU | 0 3 | | |
| | | | | | | 111 A | Kennesaw St. | 0 3 | 290 H | Bethune-Cookman | 3 2 | | |
| | | | | | | 74 A | Lipscomb | 1 3 | 238 N | LIU Brooklyn | 1 3 | | |

Non-Div. I Games:

Stetson

| Average RPI Win: 264 | | WON-LOST RECORD | | WINNING PCT. RANK | | LAST 10 GAMES | | STRENGTH OF SCHEDULE | | OPP. STRENGTH OF SCHEDULE | | TEAM RPI | | ADJ RPI | | CONF. RPI | | ADJ CONF. RPI | | | |
|----------------------|---|-----------------|--|-------------------|-----|----------------|----------|----------------------|---------------|---------------------------|---|----------|---|-----------------|-----|-----------|----------|---------------|-------------------|---|---|
| DIV. I ONLY | | 5- 15 | | .25 285 | | 2- 8 | | 236 | | 267 | | 287 | | .40644 286 | | 23 | | 23 | | | |
| DIV. I NON-CONF. | | 3- 10 | | .23077 281 | | 0- 3 | | 216 | | 284 | | 282 | | .40309 281 | | 23 | | 23 | | | |
| TOTALS | | RPI 1-25 | | RPI 26-50 | | W-L RECORDS | | RPI 51-100 | | RPI 101-150 | | RPI 150+ | | | | | | | | | |
| 5- 15 | | 0- 0 | | 0- 0 | | OVERALL | | 0- 1 | | 0- 2 | | 5- 12 | | | | | | | | | |
| 3- 5 | | 0- 0 | | 0- 0 | | HOME | | 0- 0 | | 0- 2 | | 3- 3 | | | | | | | | | |
| 1- 5 | | 0- 0 | | 0- 0 | | AWAY | | 0- 1 | | 0- 0 | | 1- 4 | | | | | | | | | |
| 1- 5 | | 0- 0 | | 0- 0 | | NEUTRAL | | 0- 0 | | 0- 0 | | 1- 5 | | | | | | | | | |
| 3- 10 | | 0- 0 | | 0- 0 | | NON-CONFERENCE | | 0- 0 | | 0- 2 | | 3- 8 | | | | | | | | | |
| 2- 2 | | 0- 0 | | 0- 0 | | HOME | | 0- 0 | | 0- 2 | | 2- 0 | | | | | | | | | |
| 0- 3 | | 0- 0 | | 0- 0 | | AWAY | | 0- 0 | | 0- 0 | | 0- 3 | | | | | | | | | |
| 1- 5 | | 0- 0 | | 0- 0 | | NEUTRAL | | 0- 0 | | 0- 0 | | 1- 5 | | | | | | | | | |
| 2- 5 | | 0- 0 | | 0- 0 | | CONFERENCE | | 0- 1 | | 0- 0 | | 2- 4 | | | | | | | | | |
| 1- 3 | | 0- 0 | | 0- 0 | | HOME | | 0- 0 | | 0- 0 | | 1- 3 | | | | | | | | | |
| 1- 2 | | 0- 0 | | 0- 0 | | AWAY | | 0- 1 | | 0- 0 | | 1- 1 | | | | | | | | | |
| 0- 0 | | 0- 0 | | 0- 0 | | NEUTRAL | | 0- 0 | | 0- 0 | | 0- 0 | | | | | | | | | |
| RPI | S | Opponent | | Score | RPI | S | Opponent | | Score | RPI | S | Opponent | | Score | RPI | S | Opponent | | Score | | |
| | | | | | | | 98 | A | Albany (NY) | 1 | 3 | 113 | H | Fresno St. | 0 | 3 | 146 | H | Rhode Island | 0 | 3 |
| | | | | | | | | | | | | 158 | N | Army West Point | 0 | 3 | 175 | A | Columbia | 0 | 3 |
| | | | | | | | | | | | | 189 | H | New Hampshire | 1 | 3 | 192 | H | UMBC | 2 | 3 |
| | | | | | | | | | | | | 195 | N | Rutgers | 0 | 3 | 205 | A | Binghamton | 0 | 3 |
| | | | | | | | | | | | | 221 | N | Providence | 1 | 3 | 231 | H | Central Conn. St. | 3 | 2 |
| | | | | | | | | | | | | 240 | H | Stony Brook | 3 | 1 | 242 | A | Dartmouth | 0 | 3 |
| | | | | | | | | | | | | 247 | A | Bryant | 0 | 3 | 257 | N | Fordham | 2 | 3 |
| | | | | | | | | | | | | 270 | A | UMass Lowell | 3 | 2 | 270 | H | UMass Lowell | 2 | 3 |
| | | | | | | | | | | | | 279 | N | Rider | 2 | 3 | 280 | N | Niagara | 3 | 2 |
| | | | | | | | | | | | | 300 | H | Manhattan | 3 | 2 | | | | | |
| LAST 10 GAMES | | | | | | | | | | | | | | | | | | | | | |
| | | | | | | | 270 | H | UMass Lowell | 2 | 3 | 205 | A | Binghamton | 0 | 3 | | | | | |
| | | | | | | | 240 | H | Stony Brook | 3 | 1 | 270 | A | UMass Lowell | 3 | 2 | | | | | |
| | | | | | | | 192 | H | UMBC | 2 | 3 | 221 | N | Providence | 1 | 3 | | | | | |
| | | | | | | | 189 | H | New Hampshire | 1 | 3 | 175 | A | Columbia | 0 | 3 | | | | | |
| | | | | | | | 98 | A | Albany (NY) | 1 | 3 | 257 | N | Fordham | 2 | 3 | | | | | |

Non-Div. I Games:

Hartford

| UAB | | | | Through Games Of Oct. 23, 2016 | | | | | | | | | |
|-----------------------|-------------|-----------------|-------------------|--------------------------------|----------------------|---------------------------|--------------|------------|-------------|-------------------|----------|--|--|
| Average RPI Win: 287 | | WON-LOST RECORD | WINNING PCT. RANK | LAST 10 GAMES | STRENGTH OF SCHEDULE | OPP. STRENGTH OF SCHEDULE | TEAM RPI | ADJ RPI | CONF. RPI | ADJ CONF. RPI | | | |
| Average RPI Loss: 210 | | | | | | | | | | | | | |
| DIV. I ONLY | | 11- 14 | .44 200 | 4- 6 | 317 | 282 | 285 | .40443 287 | 14 | 14 | | | |
| DIV. I NON-CONF. | | 8- 8 | .5 166 | 1- 0 | 320 | 321 | 279 | .40569 279 | 17 | 17 | | | |
| <hr/> | | | | | | | | | | | | | |
| TOTALS | | RPI 1-25 | RPI 26-50 | | W-L RECORDS | | RPI 51-100 | | RPI 101-150 | | RPI 150+ | | |
| 11- 14 | | 0- 1 | 0- 0 | | OVERALL | | 0- 1 | | 0- 1 | | 11- 11 | | |
| 4- 8 | | 0- 0 | 0- 0 | | HOME | | 0- 0 | | 0- 1 | | 4- 7 | | |
| 3- 5 | | 0- 1 | 0- 0 | | AWAY | | 0- 1 | | 0- 0 | | 3- 3 | | |
| 4- 1 | | 0- 0 | 0- 0 | | NEUTRAL | | 0- 0 | | 0- 0 | | 4- 1 | | |
| 8- 8 | | 0- 0 | 0- 0 | | NON-CONFERENCE | | 0- 0 | | 0- 1 | | 8- 7 | | |
| 3- 5 | | 0- 0 | 0- 0 | | HOME | | 0- 0 | | 0- 1 | | 3- 4 | | |
| 1- 2 | | 0- 0 | 0- 0 | | AWAY | | 0- 0 | | 0- 0 | | 1- 2 | | |
| 4- 1 | | 0- 0 | 0- 0 | | NEUTRAL | | 0- 0 | | 0- 0 | | 4- 1 | | |
| 3- 6 | | 0- 1 | 0- 0 | | CONFERENCE | | 0- 1 | | 0- 0 | | 3- 4 | | |
| 1- 3 | | 0- 0 | 0- 0 | | HOME | | 0- 0 | | 0- 0 | | 1- 3 | | |
| 2- 3 | | 0- 1 | 0- 0 | | AWAY | | 0- 1 | | 0- 0 | | 2- 1 | | |
| 0- 0 | | 0- 0 | 0- 0 | | NEUTRAL | | 0- 0 | | 0- 0 | | 0- 0 | | |
| RPI S | Opponent | Score | RPI S | Opponent | Score | RPI S | Opponent | Score | RPI S | Opponent | Score | | |
| 21 A | Western Ky. | 1 3 | | | | 85 A | Rice | 0 3 | 138 H | Radford | 0 3 | | |
| | | | | | | | | | 178 H | Memphis | 0 3 | | |
| | | | | | | | | | 184 H | North Texas | 1 3 | | |
| | | | | | | | | | 223 A | FIU | 0 3 | | |
| | | | | | | | | | 239 H | Northwestern St. | 0 3 | | |
| | | | | | | | | | 246 H | UTEP | 2 3 | | |
| | | | | | | | | | 254 A | Alabama St. | 3 0 | | |
| | | | | | | | | | 260 A | Middle Tenn. | 3 1 | | |
| | | | | | | | | | 260 H | Middle Tenn. | 1 3 | | |
| | | | | | | | | | 263 H | Tennessee Tech | 3 0 | | |
| | | | | | | | | | 263 N | Tennessee Tech | 2 3 | | |
| | | | | | | | | | 264 H | UT Martin | 1 3 | | |
| | | | | | | | | | 267 A | Western Caro. | 2 3 | | |
| | | | | | | | | | 271 N | Charleston So. | 3 1 | | |
| | | | | | | | | | 272 H | Louisiana Tech | 3 1 | | |
| | | | | | | | | | 274 A | Charlotte | 3 0 | | |
| | | | | | | | | | 282 H | UL Lafayette | 1 3 | | |
| | | | | | | | | | 284 A | Jacksonville St. | 1 3 | | |
| | | | | | | | | | 293 H | Troy | 3 2 | | |
| | | | | | | | | | 299 H | Southeast Mo. St. | 3 0 | | |
| | | | | | | | | | 318 N | New Orleans | 3 0 | | |
| | | | | | | | | | 324 N | Jackson St. | 3 0 | | |
| | | | | | | | | | 334 N | Mississippi Val. | 3 0 | | |
| <hr/> | | | | | | | | | | | | | |
| | | | LAST 10 GAMES | | | | | | | | | | |
| | | | 260 A | Middle Tenn. | 3 1 | 184 H | North Texas | 1 3 | 334 N | Mississippi Val. | 3 0 | | |
| | | | 254 A | Alabama St. | 3 0 | 223 A | FIU | 0 3 | | | | | |
| | | | 85 A | Rice | 0 3 | 274 A | Charlotte | 3 0 | | | | | |
| | | | 21 A | Western Ky. | 1 3 | 246 H | UTEP | 2 3 | | | | | |
| | | | 272 H | Louisiana Tech | 3 1 | 260 H | Middle Tenn. | 1 3 | | | | | |

Non-Div. I Games:

UAB

| Average RPI Win: 286 | | WON-LOST | WINNING | LAST 10 | STRENGTH OF | | OPP. STRENGTH | TEAM | ADJ | CONF. | ADJ CONF. |
|-----------------------|----------|----------|-----------|----------------|-------------|-------|--------------------|-------|-------------|--------------------|-----------|
| Average RPI Loss: 201 | | RECORD | PCT. RANK | GAMES | SCHEDULE | | OF SCHEDULE | RPI | RPI | RPI | RPI |
| DIV. I ONLY | | 8- 18 | .30769 | 262 | 262 | | 297 | 288 | .40383 | 288 | 21 |
| DIV. I NON-CONF. | | 7- 9 | .4375 | 204 | 288 | | 327 | 272 | .41187 | 275 | 22 |
| TOTALS | | RPI 1-25 | RPI 26-50 | | W-L RECORDS | | RPI 51-100 | | RPI 101-150 | | RPI 150+ |
| 8- 18 | 0- 0 | 0- 0 | | OVERALL | | 0- 0 | | 0- 3 | | 8- 15 | |
| 5- 6 | 0- 0 | 0- 0 | | HOME | | 0- 0 | | 0- 1 | | 5- 5 | |
| 1- 8 | 0- 0 | 0- 0 | | AWAY | | 0- 0 | | 0- 2 | | 1- 6 | |
| 2- 4 | 0- 0 | 0- 0 | | NEUTRAL | | 0- 0 | | 0- 0 | | 2- 4 | |
| 7- 9 | 0- 0 | 0- 0 | | NON-CONFERENCE | | 0- 0 | | 0- 1 | | 7- 8 | |
| 4- 3 | 0- 0 | 0- 0 | | HOME | | 0- 0 | | 0- 1 | | 4- 2 | |
| 1- 2 | 0- 0 | 0- 0 | | AWAY | | 0- 0 | | 0- 0 | | 1- 2 | |
| 2- 4 | 0- 0 | 0- 0 | | NEUTRAL | | 0- 0 | | 0- 0 | | 2- 4 | |
| 1- 9 | 0- 0 | 0- 0 | | CONFERENCE | | 0- 0 | | 0- 2 | | 1- 7 | |
| 1- 3 | 0- 0 | 0- 0 | | HOME | | 0- 0 | | 0- 0 | | 1- 3 | |
| 0- 6 | 0- 0 | 0- 0 | | AWAY | | 0- 0 | | 0- 2 | | 0- 4 | |
| 0- 0 | 0- 0 | 0- 0 | | NEUTRAL | | 0- 0 | | 0- 0 | | 0- 0 | |
| RPI S | Opponent | Score | RPI S | Opponent | Score | RPI S | Opponent | Score | RPI S | Opponent | Score |
| | | | | | | | | | 112 A | ETSU | 0 3 |
| | | | | | | | | | 140 H | Austin Peay | 0 3 |
| | | | | | | | | | 150 A | Samford | 0 3 |
| | | | | | | | | | 165 A | Chattanooga | 2 3 |
| | | | | | | | | | 169 H | UNCG | 1 3 |
| | | | | | | | | | 177 H | Elon | 0 3 |
| | | | | | | | | | 181 N | Weber St. | 0 3 |
| | | | | | | | | | 186 N | Colgate | 1 3 |
| | | | | | | | | | 194 A | Mercer | 1 3 |
| | | | | | | | | | 194 H | Mercer | 1 3 |
| | | | | | | | | | 200 A | Furman | 1 3 |
| | | | | | | | | | 200 H | Furman | 3 2 |
| | | | | | | | | | 209 A | Ga. Southern | 2 3 |
| | | | | | | | | | 220 H | Wofford | 1 3 |
| | | | | | | | | | 237 N | Air Force | 1 3 |
| | | | | | | | | | 253 H | Robert Morris | 2 3 |
| | | | | | | | | | 267 A | Western Caro. | 0 3 |
| | | | | | | | | | 271 H | Charleston So. | 3 1 |
| | | | | | | | | | 271 N | Charleston So. | 3 2 |
| | | | | | | | | | 275 H | Gardner-Webb | 3 2 |
| | | | | | | | | | 277 H | Morehead St. | 3 2 |
| | | | | | | | | | 278 A | Cal St. Fullerton | 0 3 |
| | | | | | | | | | 284 N | Jacksonville St. | 0 3 |
| | | | | | | | | | 330 H | Savannah St. | 3 0 |
| | | | | | | | | | 330 N | Savannah St. | 3 0 |
| | | | | | | | | | 332 A | South Carolina St. | 3 1 |
| | | | | | | | | | 267 A | Western Caro. | 0 3 |
| LAST 10 GAMES | | | | | | | | | | | |
| | | | | | | 112 A | ETSU | 0 3 | 200 A | Furman | 1 3 |
| | | | | | | 165 A | Chattanooga | 2 3 | 150 A | Samford | 0 3 |
| | | | | | | 194 A | Mercer | 1 3 | 169 H | UNCG | 1 3 |
| | | | | | | 200 H | Furman | 3 2 | 220 H | Wofford | 1 3 |
| | | | | | | 332 A | South Carolina St. | 3 1 | 267 A | Western Caro. | 0 3 |

Non-Div. I Games:

The Citadel

| Average RPI Win: | 197 | WON-LOST RECORD | WINNING PCT. RANK | LAST 10 GAMES | STRENGTH OF SCHEDULE | OPP. STRENGTH OF SCHEDULE | TEAM RPI | ADJ RPI | CONF. RPI | ADJ CONF. RPI | | | | | | | |
|------------------|----------------|-----------------|-------------------|----------------|----------------------|---------------------------|----------------|------------|---------------|----------------|-------|--|--|--|--|--|--|
| DIV. I ONLY | | 4- 18 | .18182 306 | 2- 8 | 224 | 189 | 291 | .40201 289 | 16 | 16 | | | | | | | |
| DIV. I NON-CONF. | | 2- 10 | .16667 296 | 0- 0 | 249 | 169 | 296 | .38702 295 | 16 | 16 | | | | | | | |
| <hr/> | | | | | | | | | | | | | | | | | |
| TOTALS | RPI 1-25 | RPI 26-50 | | W-L RECORDS | RPI 51-100 | | RPI 101-150 | | RPI 150+ | | | | | | | | |
| 4- 18 | 0- 0 | 0- 0 | | OVERALL | 0- 2 | | 0- 7 | | 4- 9 | | | | | | | | |
| 2- 5 | 0- 0 | 0- 0 | | HOME | 0- 0 | | 0- 3 | | 2- 2 | | | | | | | | |
| 0- 8 | 0- 0 | 0- 0 | | AWAY | 0- 1 | | 0- 3 | | 0- 4 | | | | | | | | |
| 2- 5 | 0- 0 | 0- 0 | | NEUTRAL | 0- 1 | | 0- 1 | | 2- 3 | | | | | | | | |
| <hr/> | | | | | | | | | | | | | | | | | |
| 2- 10 | 0- 0 | 0- 0 | | NON-CONFERENCE | 0- 2 | | 0- 3 | | 2- 5 | | | | | | | | |
| 0- 0 | 0- 0 | 0- 0 | | HOME | 0- 0 | | 0- 0 | | 0- 0 | | | | | | | | |
| 0- 5 | 0- 0 | 0- 0 | | AWAY | 0- 1 | | 0- 2 | | 0- 2 | | | | | | | | |
| 2- 5 | 0- 0 | 0- 0 | | NEUTRAL | 0- 1 | | 0- 1 | | 2- 3 | | | | | | | | |
| <hr/> | | | | | | | | | | | | | | | | | |
| 2- 8 | 0- 0 | 0- 0 | | CONFERENCE | 0- 0 | | 0- 4 | | 2- 4 | | | | | | | | |
| 2- 5 | 0- 0 | 0- 0 | | HOME | 0- 0 | | 0- 3 | | 2- 2 | | | | | | | | |
| 0- 3 | 0- 0 | 0- 0 | | AWAY | 0- 0 | | 0- 1 | | 0- 2 | | | | | | | | |
| 0- 0 | 0- 0 | 0- 0 | | NEUTRAL | 0- 0 | | 0- 0 | | 0- 0 | | | | | | | | |
| <hr/> | | | | | | | | | | | | | | | | | |
| RPI S | Opponent | Score | RPI S | Opponent | Score | RPI S | Opponent | Score | RPI S | Opponent | Score | | | | | | |
| | | | | | | 65 N | Gonzaga | 2 3 | 104 H | Northern Ariz. | 0 3 | | | | | | |
| | | | | | | 94 A | Nevada | 1 3 | 125 H | Portland St. | 1 3 | | | | | | |
| | | | | | | 132 A | California | 0 3 | | | | | | | | | |
| | | | | | | 133 H | Idaho St. | 1 3 | | | | | | | | | |
| | | | | | | 136 A | Utah Valley | 0 3 | | | | | | | | | |
| | | | | | | 145 N | UC Davis | 2 3 | | | | | | | | | |
| | | | | | | 149 A | North Dakota | 0 3 | | | | | | | | | |
| | | | | | | 152 A | Denver | 0 3 | | | | | | | | | |
| | | | | | | 157 H | Sacramento St. | 3 2 | | | | | | | | | |
| | | | | | | 176 N | San Jose St. | 3 2 | | | | | | | | | |
| | | | | | | 181 H | Weber St. | 2 3 | | | | | | | | | |
| | | | | | | 184 N | North Texas | 3 0 | | | | | | | | | |
| | | | | | | 193 A | Eastern Wash. | 0 3 | | | | | | | | | |
| | | | | | | 217 A | Idaho | 2 3 | | | | | | | | | |
| | | | | | | 222 N | Georgetown | 2 3 | | | | | | | | | |
| | | | | | | 226 H | Montana St. | 0 3 | | | | | | | | | |
| | | | | | | 237 A | Air Force | 1 3 | | | | | | | | | |
| | | | | | | 268 N | UC Riverside | 1 3 | | | | | | | | | |
| | | | | | | 268 N | UC Riverside | 0 3 | | | | | | | | | |
| | | | | | | 269 H | Montana | 3 1 | | | | | | | | | |
| | | | | | | | | | LAST 10 GAMES | | | | | | | | |
| | | | | | | | | | | | | | | | | | |
| | | | | | | | | | | | | | | | | | |
| | | | | | | | | | | | | | | | | | |
| | | | | | | | | | | | | | | | | | |
| | | | | | | 226 H | Montana St. | 0 3 | 217 A | Idaho | 2 3 | | | | | | |
| 269 H | Montana | 3 1 | 133 H | Idaho St. | 1 3 | | | | | | | | | | | | |
| 125 H | Portland St. | 1 3 | 181 H | Weber St. | 2 3 | | | | | | | | | | | | |
| 157 H | Sacramento St. | 3 2 | 104 H | Northern Ariz. | 0 3 | | | | | | | | | | | | |
| 193 A | Eastern Wash. | 0 3 | 149 A | North Dakota | 0 3 | | | | | | | | | | | | |

Non-Div. I Games:

Southern Utah

| | | | | | | | | | | | | |
|-------------------|----------|-----------|-----------|--------------------|-------------|---------------|--------------|-------------|---------------|-----------------|-------|----|
| Average RPI Win: | 294 | WON-LOST | WINNING | LAST 10 | STRENGTH OF | OPP. STRENGTH | TEAM | ADJ | CONF. | ADJ CONF. | | |
| Average RPI Loss: | 171 | RECORD | PCT. RANK | GAMES | SCHEDULE | OF SCHEDULE | RPI | RPI | RPI | RPI | | |
| DIV. I ONLY | | 7- 18 | .28 | 273 | 4- 6 | 254 | 287 | 289 | .4011 | 290 | 31 | 31 |
| DIV. I NON-CONF. | | 1- 15 | .0625 | 321 | 0- 3 | 89 | 211 | 269 | .41615 | 269 | 30 | 30 |
| <hr/> | | | | | | | | | | | | |
| TOTALS | RPI 1-25 | RPI 26-50 | | W-L RECORDS | | RPI 51-100 | | RPI 101-150 | | RPI 150+ | | |
| 7- 18 | 0- 0 | 0- 0 | | OVERALL | | 1- 2 | | 0- 6 | | 6- 10 | | |
| 2- 2 | 0- 0 | 0- 0 | | HOME | | 0- 1 | | 0- 0 | | 2- 1 | | |
| 5- 9 | 0- 0 | 0- 0 | | AWAY | | 1- 0 | | 0- 4 | | 4- 4 | | |
| 0- 7 | 0- 0 | 0- 0 | | NEUTRAL | | 0- 1 | | 0- 2 | | 0- 4 | | |
| <hr/> | | | | | | | | | | | | |
| 1- 15 | 0- 0 | 0- 0 | | NON-CONFERENCE | | 1- 2 | | 0- 6 | | 0- 7 | | |
| 0- 2 | 0- 0 | 0- 0 | | HOME | | 0- 1 | | 0- 0 | | 0- 1 | | |
| 1- 6 | 0- 0 | 0- 0 | | AWAY | | 1- 0 | | 0- 4 | | 0- 2 | | |
| 0- 7 | 0- 0 | 0- 0 | | NEUTRAL | | 0- 1 | | 0- 2 | | 0- 4 | | |
| <hr/> | | | | | | | | | | | | |
| 6- 3 | 0- 0 | 0- 0 | | CONFERENCE | | 0- 0 | | 0- 0 | | 6- 3 | | |
| 2- 0 | 0- 0 | 0- 0 | | HOME | | 0- 0 | | 0- 0 | | 2- 0 | | |
| 4- 3 | 0- 0 | 0- 0 | | AWAY | | 0- 0 | | 0- 0 | | 4- 3 | | |
| 0- 0 | 0- 0 | 0- 0 | | NEUTRAL | | 0- 0 | | 0- 0 | | 0- 0 | | |
| <hr/> | | | | | | | | | | | | |
| RPI S | Opponent | Score | RPI S | Opponent | Score | RPI S | Opponent | Score | RPI S | Opponent | Score | |
| | | | | | | 63 H | FGCU | 0 3 | 104 A | Northern Ariz. | 0 3 | |
| | | | | | | 80 N | Northeastern | 0 3 | 104 A | Northern Ariz. | 0 3 | |
| | | | | | | 95 A | Tulane | 3 2 | 123 N | UTRGV | 0 3 | |
| | | | | | | | | | 134 A | North Florida | 1 3 | |
| | | | | | | | | | 134 N | North Florida | 1 3 | |
| | | | | | | | | | 141 A | Georgia | 0 3 | |
| | | | | | | | | | 161 N | Sam Houston St. | 0 3 | |
| | | | | | | | | | 163 A | Fla. Atlantic | 0 3 | |
| | | | | | | | | | 164 A | Howard | 1 3 | |
| | | | | | | | | | 173 N | South Ala. | 0 3 | |
| | | | | | | | | | 196 N | Drake | 0 3 | |
| | | | | | | | | | 234 H | Jacksonville | 1 3 | |
| | | | | | | | | | 243 A | Florida A&M | 0 3 | |
| | | | | | | | | | 273 N | McNeese | 2 3 | |
| | | | | | | | | | 285 A | Stetson | 2 3 | |
| | | | | | | | | | 301 A | N.C. A&T | 1 3 | |
| | | | | | | | | | 310 A | Morgan St. | 3 0 | |
| | | | | | | | | | 327 A | N.C. Central | 3 0 | |
| | | | | | | | | | 330 A | Savannah St. | 3 0 | |
| | | | | | | | | | 330 H | Savannah St. | 3 0 | |
| | | | 332 A | South Carolina St. | 3 0 | | | | | | | |
| | | | 332 H | South Carolina St. | 3 0 | | | | | | | |
| <hr/> | | | | | | | | | | | | |
| LAST 10 GAMES | | | | | | | | | | | | |
| | | | 332 A | South Carolina St. | 3 0 | 327 A | | | N.C. Central | 3 0 | | |
| | | | 330 A | Savannah St. | 3 0 | 301 A | | | N.C. A&T | 1 3 | | |
| | | | 234 H | Jacksonville | 1 3 | 134 A | | | North Florida | 1 3 | | |
| | | | 310 A | Morgan St. | 3 0 | 243 A | | | Florida A&M | 0 3 | | |
| | | | 164 A | Howard | 1 3 | 63 H | | | FGCU | 0 3 | | |

Non-Div. I Games:

Bethune-Cookman

Grand Canyon

Through Games Of Oct. 23, 2016

| Average RPI Win: 245 | | WON-LOST | WINNING | LAST 10 | STRENGTH OF | | OPP. STRENGTH | TEAM | ADJ | | CONF. | ADJ CONF. |
|-----------------------|----------|----------|------------|----------------|-------------|-------|-----------------|-------|-------------|-------------------|----------|-----------|
| Average RPI Loss: 159 | | RECORD | PCT. RANK | GAMES | SCHEDULE | | OF SCHEDULE | RPI | RPI | | RPI | RPI |
| DIV. I ONLY | | 4- 16 | .2 300 | 0- 10 | 233 | | 191 | 290 | .39975 291 | | 19 | 19 |
| DIV. I NON-CONF. | | 4- 8 | .33333 243 | 0- 2 | 212 | | 205 | 243 | .4402 243 | | 15 | 15 |
| TOTALS | | RPI 1-25 | RPI 26-50 | | W-L RECORDS | | RPI 51-100 | | RPI 101-150 | | RPI 150+ | |
| 4- 16 | 0- 0 | 0- 0 | | OVERALL | | 0- 3 | | 0- 6 | | 4- 7 | | |
| 2- 6 | 0- 0 | 0- 0 | | HOME | | 0- 1 | | 0- 3 | | 2- 2 | | |
| 1- 5 | 0- 0 | 0- 0 | | AWAY | | 0- 0 | | 0- 1 | | 1- 4 | | |
| 1- 5 | 0- 0 | 0- 0 | | NEUTRAL | | 0- 2 | | 0- 2 | | 1- 1 | | |
| 4- 8 | 0- 0 | 0- 0 | | NON-CONFERENCE | | 0- 2 | | 0- 3 | | 4- 3 | | |
| 2- 1 | 0- 0 | 0- 0 | | HOME | | 0- 0 | | 0- 0 | | 2- 1 | | |
| 1- 2 | 0- 0 | 0- 0 | | AWAY | | 0- 0 | | 0- 1 | | 1- 1 | | |
| 1- 5 | 0- 0 | 0- 0 | | NEUTRAL | | 0- 2 | | 0- 2 | | 1- 1 | | |
| 0- 8 | 0- 0 | 0- 0 | | CONFERENCE | | 0- 1 | | 0- 3 | | 0- 4 | | |
| 0- 5 | 0- 0 | 0- 0 | | HOME | | 0- 1 | | 0- 3 | | 0- 1 | | |
| 0- 3 | 0- 0 | 0- 0 | | AWAY | | 0- 0 | | 0- 0 | | 0- 3 | | |
| 0- 0 | 0- 0 | 0- 0 | | NEUTRAL | | 0- 0 | | 0- 0 | | 0- 0 | | |
| RPI S | Opponent | Score | RPI S | Opponent | Score | RPI S | Opponent | Score | RPI S | Opponent | Score | |
| | | | | | | 64 N | Cal Poly | 1 3 | 106 N | Santa Clara | 0 3 | |
| | | | | | | 73 H | New Mexico St. | 0 3 | 120 N | West Virginia | 0 3 | |
| | | | | | | 94 N | Nevada | 0 3 | 123 H | UTRGV | 1 3 | |
| | | | | | | | | | 132 A | California | 0 3 | |
| | | | | | | | | | 136 H | Utah Valley | 1 3 | |
| | | | | | | | | | 143 H | Seattle | 2 3 | |
| | | | | | | | | | 157 A | Sacramento St. | 0 3 | |
| | | | | | | | | | 190 A | CSU Bakersfield | 0 3 | |
| | | | | | | | | | 190 H | CSU Bakersfield | 0 3 | |
| | | | | | | | | | 193 H | Eastern Wash. | 3 0 | |
| | | | | | | | | | 201 A | UMKC | 2 3 | |
| | | | | | | | | | 226 N | Montana St. | 2 3 | |
| | | | | | | | | | 237 A | Air Force | 3 2 | |
| | | | | | | | | | 266 H | Eastern Ky. | 3 1 | |
| | | | | | | | | | 278 H | Cal St. Fullerton | 1 3 | |
| | | | | | | | | | 284 N | Jacksonville St. | 3 0 | |
| | | | | | | | | | 312 A | Chicago St. | 2 3 | |
| LAST 10 GAMES | | | | | | | | | | | | |
| | | | | | | 190 H | CSU Bakersfield | 0 3 | 73 H | New Mexico St. | 0 3 | |
| | | | | | | 136 H | Utah Valley | 1 3 | 123 H | UTRGV | 1 3 | |
| | | | | | | 143 H | Seattle | 2 3 | 190 A | CSU Bakersfield | 0 3 | |
| | | | | | | 201 A | UMKC | 2 3 | 94 N | Nevada | 0 3 | |
| | | | | | | 312 A | Chicago St. | 2 3 | 157 A | Sacramento St. | 0 3 | |

Non-Div. I Games:

Grand Canyon

| Average RPI Win: | 311 | WON-LOST RECORD | WINNING PCT. RANK | LAST 10 GAMES | STRENGTH OF SCHEDULE | OPP. STRENGTH OF SCHEDULE | TEAM RPI | ADJ RPI | CONF. RPI | ADJ CONF. RPI | |
|------------------|----------|-----------------|-------------------|-------------------|----------------------|---------------------------|-----------------|---------|-----------|-------------------|-------|
| DIV. I ONLY | | 4- 18 | .18182 306 | 1- 9 | 212 | 269 | 294 | .39587 | 292 | 18 | 18 |
| DIV. I NON-CONF. | | 4- 9 | .30769 256 | 1- 0 | 236 | 302 | 274 | .41269 | 273 | 20 | 20 |
| <hr/> | | | | | | | | | | | |
| TOTALS | RPI 1-25 | RPI 26-50 | | W-L RECORDS | RPI 51-100 | | RPI 101-150 | | RPI 150+ | | |
| 4- 18 | 0- 0 | 0- 1 | | OVERALL | 0- 1 | | 0- 3 | | 4- 13 | | |
| 2- 8 | 0- 0 | 0- 0 | | HOME | 0- 0 | | 0- 2 | | 2- 6 | | |
| 0- 6 | 0- 0 | 0- 1 | | AWAY | 0- 1 | | 0- 0 | | 0- 4 | | |
| 2- 4 | 0- 0 | 0- 0 | | NEUTRAL | 0- 0 | | 0- 1 | | 2- 3 | | |
| <hr/> | | | | | | | | | | | |
| 4- 9 | 0- 0 | 0- 0 | | NON-CONFERENCE | 0- 0 | | 0- 2 | | 4- 7 | | |
| 2- 3 | 0- 0 | 0- 0 | | HOME | 0- 0 | | 0- 1 | | 2- 2 | | |
| 0- 2 | 0- 0 | 0- 0 | | AWAY | 0- 0 | | 0- 0 | | 0- 2 | | |
| 2- 4 | 0- 0 | 0- 0 | | NEUTRAL | 0- 0 | | 0- 1 | | 2- 3 | | |
| <hr/> | | | | | | | | | | | |
| 0- 9 | 0- 0 | 0- 1 | | CONFERENCE | 0- 1 | | 0- 1 | | 0- 6 | | |
| 0- 5 | 0- 0 | 0- 0 | | HOME | 0- 0 | | 0- 1 | | 0- 4 | | |
| 0- 4 | 0- 0 | 0- 1 | | AWAY | 0- 1 | | 0- 0 | | 0- 2 | | |
| 0- 0 | 0- 0 | 0- 0 | | NEUTRAL | 0- 0 | | 0- 0 | | 0- 0 | | |
| <hr/> | | | | | | | | | | | |
| RPI S | Opponent | Score | RPI S | Opponent | Score | RPI S | Opponent | Score | RPI S | Opponent | Score |
| | | | 33 A | Dayton | 1 3 | 100 A | Saint Louis | 0 3 | 135 H | American | 2 3 |
| | | | | | | | | | 144 N | Milwaukee | 0 3 |
| | | | | | | | | | 146 H | Rhode Island | 0 3 |
| | | | | | | | | | 159 A | VCU | 0 3 |
| | | | | | | | | | 159 H | VCU | 1 3 |
| | | | | | | | | | 164 N | Howard | 0 3 |
| | | | | | | | | | 164 N | Howard | 1 3 |
| | | | | | | | | | 182 A | Sacred Heart | 0 3 |
| | | | | | | | | | 204 A | Penn | 1 3 |
| | | | | | | | | | 222 H | Georgetown | 1 3 |
| | | | | | | | | | 233 A | Davidson | 2 3 |
| | | | | | | | | | 233 H | Davidson | 0 3 |
| | | | | | | | | | 241 H | George Washington | 2 3 |
| | | | | | | | | | 242 N | Dartmouth | 0 3 |
| | | | | | | | | | 247 H | Bryant | 1 3 |
| | | | | | | | | | 257 H | Fordham | 1 3 |
| | | | | | | | | | 306 N | Bucknell | 3 2 |
| | | | | | | | | | 307 H | Loyola Maryland | 3 0 |
| | | | | | | | | | 308 H | Hampton | 3 0 |
| | | | | | | | | | 322 N | Lafayette | 3 1 |
| <hr/> | | | | | | | | | | | |
| | | | LAST 10 GAMES | | | | | | | | |
| | | | 159 H | VCU | 1 3 | 257 H | Fordham | 1 3 | | | |
| | | | 233 H | Davidson | 0 3 | 146 H | Rhode Island | 0 3 | | | |
| | | | 241 H | George Washington | 2 3 | 33 A | Dayton | 1 3 | | | |
| | | | 233 A | Davidson | 2 3 | 100 A | Saint Louis | 0 3 | | | |
| | | | 159 A | VCU | 0 3 | 307 H | Loyola Maryland | 3 0 | | | |

Non-Div. I Games:

George Mason

| Average RPI Win: 293 | | WON-LOST | WINNING | LAST 10 | STRENGTH OF | OPP. STRENGTH | TEAM | ADJ | CONF. | ADJ CONF. | | |
|-----------------------|---|----------|-----------|-----------|-------------|---------------------|-------|------------------------|--------|-------------|-------|----------|
| Average RPI Loss: 177 | | RECORD | PCT. RANK | GAMES | SCHEDULE | OF SCHEDULE | RPI | RPI | RPI | RPI | | |
| DIV. I ONLY | | 6- 20 | .23077 | 291 | 0- 10 | 242 | 270 | 293 | .39566 | 293 | 22 | 22 |
| DIV. I NON-CONF. | | 6- 11 | .35294 | 242 | 0- 2 | 251 | 294 | 267 | .41695 | 268 | 19 | 19 |
| <hr/> | | | | | | | | | | | | |
| TOTALS | | RPI 1-25 | | RPI 26-50 | | W-L RECORDS | | RPI 51-100 | | RPI 101-150 | | RPI 150+ |
| 6- 20 | | 0- 0 | | 0- 0 | | OVERALL | | 0- 4 | | 0- 4 | | 6- 12 |
| 2- 8 | | 0- 0 | | 0- 0 | | HOME | | 0- 3 | | 0- 0 | | 2- 5 |
| 1- 8 | | 0- 0 | | 0- 0 | | AWAY | | 0- 1 | | 0- 2 | | 1- 5 |
| 3- 4 | | 0- 0 | | 0- 0 | | NEUTRAL | | 0- 0 | | 0- 2 | | 3- 2 |
| 6- 11 | | 0- 0 | | 0- 0 | | NON-CONFERENCE | | 0- 2 | | 0- 4 | | 6- 5 |
| 2- 4 | | 0- 0 | | 0- 0 | | HOME | | 0- 2 | | 0- 0 | | 2- 2 |
| 1- 3 | | 0- 0 | | 0- 0 | | AWAY | | 0- 0 | | 0- 2 | | 1- 1 |
| 3- 4 | | 0- 0 | | 0- 0 | | NEUTRAL | | 0- 0 | | 0- 2 | | 3- 2 |
| 0- 9 | | 0- 0 | | 0- 0 | | CONFERENCE | | 0- 2 | | 0- 0 | | 0- 7 |
| 0- 4 | | 0- 0 | | 0- 0 | | HOME | | 0- 1 | | 0- 0 | | 0- 3 |
| 0- 5 | | 0- 0 | | 0- 0 | | AWAY | | 0- 1 | | 0- 0 | | 0- 4 |
| 0- 0 | | 0- 0 | | 0- 0 | | NEUTRAL | | 0- 0 | | 0- 0 | | 0- 0 |
| RPI | S | Opponent | Score | RPI | S | Opponent | Score | RPI | S | Opponent | Score | |
| | | | | | | 72 H Texas St. | 0 3 | 112 A ETSU | | | 0 3 | |
| | | | | | | 73 H New Mexico St. | 0 3 | 115 N Portland | | | 2 3 | |
| | | | | | | 77 A Arkansas St. | 0 3 | 121 A Mississippi St. | | | 0 3 | |
| | | | | | | 91 H Tennessee | 0 3 | 140 N Austin Peay | | | 0 3 | |
| | | | | | | | | 173 A South Ala. | | | 0 3 | |
| | | | | | | | | 180 H UT Arlington | | | 0 3 | |
| | | | | | | | | 206 H Valparaiso | | | 1 3 | |
| | | | | | | | | 209 A Ga. Southern | | | 0 3 | |
| | | | | | | | | 209 H Ga. Southern | | | 2 3 | |
| | | | | | | | | 223 N FIU | | | 0 3 | |
| | | | | | | | | 227 A Little Rock | | | 1 3 | |
| | | | | | | | | 235 A Georgia St. | | | 2 3 | |
| | | | | | | | | 235 H Georgia St. | | | 1 3 | |
| | | | | | | | | 236 N USC Upstate | | | 3 2 | |
| | | | | | | | | 243 H Florida A&M | | | 1 3 | |
| | | | | | | | | 254 A Alabama St. | | | 3 1 | |
| | | | | | | | | 287 A UAB | | | 2 3 | |
| | | | | | | | | 304 N Eastern Ill. | | | 0 3 | |
| | | | | | | | | 305 H Southeastern La. | | | 3 0 | |
| | | | | | | | | 312 N Chicago St. | | | 3 1 | |
| | | | | | | | | 320 H Southern U. | | | 3 0 | |
| | | | | | | | | 330 N Savannah St. | | | 3 1 | |
| LAST 10 GAMES | | | | | | | | | | | | |
| | | | | | | 77 A Arkansas St. | 0 3 | 173 A South Ala. | | | 0 3 | |
| | | | | | | 227 A Little Rock | 1 3 | 91 H Tennessee | | | 0 3 | |
| | | | | | | 235 H Georgia St. | 1 3 | 209 A Ga. Southern | | | 0 3 | |
| | | | | | | 209 H Ga. Southern | 2 3 | 235 A Georgia St. | | | 2 3 | |
| | | | | | | 243 H Florida A&M | 1 3 | 180 H UT Arlington | | | 0 3 | |

Non-Div. I Games:

Troy

| Average RPI Win: 295 | | WON-LOST RECORD | WINNING PCT. RANK | | LAST 10 GAMES | STRENGTH OF SCHEDULE | OPP. STRENGTH OF SCHEDULE | TEAM RPI | ADJ RPI | | CONF. RPI | ADJ CONF. RPI |
|-----------------------|----------|--------------------|----------------------|---------------|------------------|-------------------------|------------------------------|-------------|------------|----------------------|--------------|------------------|
| Average RPI Loss: 198 | | | | | | | | | | | | |
| DIV. I ONLY | | 6- 16 | .27273 | 276 | 3- 7 | 266 | 290 | 292 | .39459 | 294 | 30 | 30 |
| DIV. I NON-CONF. | | 1- 9 | .1 | 309 | 0- 0 | 255 | 164 | 310 | .36666 | 308 | 31 | 31 |
| <hr/> | | | | | | | | | | | | |
| TOTALS | | RPI 1-25 | RPI 26-50 | | W-L RECORDS | RPI 51-100 | | RPI 101-150 | | RPI 150+ | | |
| 6- 16 | 0- 1 | | 0- 0 | | OVERALL | 0- 1 | | 0- 1 | | 6- 13 | | |
| 4- 4 | 0- 0 | | 0- 0 | | HOME | 0- 0 | | 0- 0 | | 4- 4 | | |
| 1- 7 | 0- 0 | | 0- 0 | | AWAY | 0- 0 | | 0- 0 | | 1- 7 | | |
| 1- 5 | 0- 1 | | 0- 0 | | NEUTRAL | 0- 1 | | 0- 1 | | 1- 2 | | |
| <hr/> | | | | | | | | | | | | |
| 1- 9 | 0- 1 | | 0- 0 | | NON-CONFERENCE | 0- 1 | | 0- 1 | | 1- 6 | | |
| 0- 1 | 0- 0 | | 0- 0 | | HOME | 0- 0 | | 0- 0 | | 0- 1 | | |
| 0- 3 | 0- 0 | | 0- 0 | | AWAY | 0- 0 | | 0- 0 | | 0- 3 | | |
| 1- 5 | 0- 1 | | 0- 0 | | NEUTRAL | 0- 1 | | 0- 1 | | 1- 2 | | |
| <hr/> | | | | | | | | | | | | |
| 5- 7 | 0- 0 | | 0- 0 | | CONFERENCE | 0- 0 | | 0- 0 | | 5- 7 | | |
| 4- 3 | 0- 0 | | 0- 0 | | HOME | 0- 0 | | 0- 0 | | 4- 3 | | |
| 1- 4 | 0- 0 | | 0- 0 | | AWAY | 0- 0 | | 0- 0 | | 1- 4 | | |
| 0- 0 | 0- 0 | | 0- 0 | | NEUTRAL | 0- 0 | | 0- 0 | | 0- 0 | | |
| <hr/> | | | | | | | | | | | | |
| RPI S | Opponent | Score | RPI S | Opponent | Score | RPI S | Opponent | Score | RPI S | Opponent | Score | |
| 22 N | Penn St. | 0 3 | | | | 67 N | Hofstra | 0 3 | 141 N | Georgia | 0 3 | |
| | | | | | | | | | 166 A | Fairfield | 0 3 | |
| | | | | | | | | | 166 H | Fairfield | 1 3 | |
| | | | | | | | | | 171 A | Virginia Tech | 0 3 | |
| | | | | | | | | | 189 N | New Hampshire | 2 3 | |
| | | | | | | | | | 202 A | Syracuse | 1 3 | |
| | | | | | | | | | 205 H | Binghamton | 1 3 | |
| | | | | | | | | | 218 A | Harvard | 0 3 | |
| | | | | | | | | | 229 A | Marist | 0 3 | |
| | | | | | | | | | 229 H | Marist | 3 1 | |
| | | | | | | | | | 250 A | Quinnipiac | 1 3 | |
| | | | | | | | | | 250 H | Quinnipiac | 0 3 | |
| | | | | | | | | | 279 H | Rider | 2 3 | |
| | | | | | | | | | 280 H | Niagara | 3 1 | |
| | | | | | | | | | 295 N | Appalachian St. | 0 3 | |
| | | | | | | | | | 300 A | Manhattan | 3 2 | |
| | | | | | | | | | 311 N | St. Francis Brooklyn | 3 2 | |
| | | | | | | | | | 314 H | Canisius | 3 0 | |
| | | | | | | | | | 315 A | Iona | 0 3 | |
| | | | | | | | | | 333 H | Saint Peter's | 3 0 | |
| <hr/> | | | | | | | | | | | | |
| | | | LAST 10 GAMES | | | | | | | | | |
| | | | 229 H | Marist | 3 1 | 166 H | Fairfield | 1 3 | | | | |
| | | | 250 A | Quinnipiac | 1 3 | 315 A | Iona | 0 3 | | | | |
| | | | 166 A | Fairfield | 0 3 | 300 A | Manhattan | 3 2 | | | | |
| | | | 279 H | Rider | 2 3 | 229 A | Marist | 0 3 | | | | |
| | | | 333 H | Saint Peter's | 3 0 | 250 H | Quinnipiac | 0 3 | | | | |

Non-Div. I Games:

Siena

| Average RPI Win: 299 | | WON-LOST | WINNING | LAST 10 | STRENGTH OF | | OPP. STRENGTH | TEAM | ADJ | CONF. | ADJ CONF. |
|-----------------------|----------|----------|-----------|----------------|-------------|-------|---------------|-------|-------------|---------------|-----------|
| Average RPI Loss: 166 | | RECORD | PCT. RANK | GAMES | SCHEDULE | | OF SCHEDULE | RPI | RPI | RPI | RPI |
| DIV. I ONLY | | 3- 19 | .13636 | 323 | 1- 9 | | 209 | 214 | 296 | .39172 | 295 |
| DIV. I NON-CONF. | | 2- 11 | .15385 | 300 | 0- 1 | | 252 | 243 | 306 | .37668 | 302 |
| TOTALS | | RPI 1-25 | RPI 26-50 | | W-L RECORDS | | RPI 51-100 | | RPI 101-150 | | RPI 150+ |
| 3- 19 | 0- 0 | 0- 2 | | OVERALL | | 0- 3 | | 0- 3 | | 3- 11 | |
| 1- 7 | 0- 0 | 0- 1 | | HOME | | 0- 1 | | 0- 2 | | 1- 3 | |
| 0- 8 | 0- 0 | 0- 1 | | AWAY | | 0- 1 | | 0- 0 | | 0- 6 | |
| 2- 4 | 0- 0 | 0- 0 | | NEUTRAL | | 0- 1 | | 0- 1 | | 2- 2 | |
| 2- 11 | 0- 0 | 0- 0 | | NON-CONFERENCE | | 0- 1 | | 0- 3 | | 2- 7 | |
| 0- 3 | 0- 0 | 0- 0 | | HOME | | 0- 0 | | 0- 2 | | 0- 1 | |
| 0- 4 | 0- 0 | 0- 0 | | AWAY | | 0- 0 | | 0- 0 | | 0- 4 | |
| 2- 4 | 0- 0 | 0- 0 | | NEUTRAL | | 0- 1 | | 0- 1 | | 2- 2 | |
| 1- 8 | 0- 0 | 0- 2 | | CONFERENCE | | 0- 2 | | 0- 0 | | 1- 4 | |
| 1- 4 | 0- 0 | 0- 1 | | HOME | | 0- 1 | | 0- 0 | | 1- 2 | |
| 0- 4 | 0- 0 | 0- 1 | | AWAY | | 0- 1 | | 0- 0 | | 0- 2 | |
| 0- 0 | 0- 0 | 0- 0 | | NEUTRAL | | 0- 0 | | 0- 0 | | 0- 0 | |
| RPI S | Opponent | Score | RPI S | Opponent | Score | RPI S | Opponent | Score | RPI S | Opponent | Score |
| | | | 38 A | Coastal Caro. | 1 3 | 72 A | Texas St. | 2 3 | 108 H | UNCW | 0 3 |
| | | | 38 H | Coastal Caro. | 0 3 | 77 H | Arkansas St. | 0 3 | 128 N | Northern Ky. | 1 3 |
| | | | | | | 96 N | Ole Miss | 0 3 | 137 H | Ohio | 0 3 |
| | | | | | | | | | 165 A | Chattanooga | 2 3 |
| | | | | | | | | | 171 A | Virginia Tech | 2 3 |
| | | | | | | | | | 180 A | UT Arlington | 0 3 |
| | | | | | | | | | 211 N | Tennessee St. | 1 3 |
| | | | | | | | | | 219 N | Ball St. | 2 3 |
| | | | | | | | | | 220 H | Wofford | 2 3 |
| | | | | | | | | | 227 H | Little Rock | 0 3 |
| | | | | | | | | | 235 A | Georgia St. | 2 3 |
| | | | | | | | | | 267 A | Western Caro. | 2 3 |
| | | | | | | | | | 277 A | Morehead St. | 2 3 |
| | | | | | | | | | 281 H | La.-Monroe | 3 0 |
| | | | | | | | | | 282 H | UL Lafayette | 1 3 |
| | | | | | | | | | 294 N | Siena | 3 0 |
| | | | | | | | | | 321 N | Norfolk St. | 3 0 |
| LAST 10 GAMES | | | | | | | | | | | |
| | | | 282 H | UL Lafayette | 1 3 | 72 A | Texas St. | 2 3 | | | |
| | | | 281 H | La.-Monroe | 3 0 | 180 A | UT Arlington | 0 3 | | | |
| | | | 38 A | Coastal Caro. | 1 3 | 227 H | Little Rock | 0 3 | | | |
| | | | 38 H | Coastal Caro. | 0 3 | 77 H | Arkansas St. | 0 3 | | | |
| | | | 235 A | Georgia St. | 2 3 | 211 N | Tennessee St. | 1 3 | | | |

Non-Div. I Games:

Appalachian St.

| Average RPI Win: 276 | | WON-LOST | WINNING | LAST 10 | STRENGTH OF | OPP. STRENGTH | TEAM | ADJ | CONF. | ADJ CONF. | | |
|-----------------------|---|----------|-----------|---------------|-------------|----------------|-------|------------|--------|-----------------|-------|----------|
| Average RPI Loss: 179 | | RECORD | PCT. RANK | GAMES | SCHEDULE | OF SCHEDULE | RPI | RPI | RPI | RPI | | |
| DIV. I ONLY | | 6- 16 | .27273 | 276 | 1- 9 | 289 | 229 | 295 | .38801 | 296 | 15 | 15 |
| DIV. I NON-CONF. | | 5- 7 | .41667 | 212 | 0- 0 | 322 | 285 | 290 | .38714 | 294 | 14 | 14 |
| <hr/> | | | | | | | | | | | | |
| TOTALS | | RPI 1-25 | | RPI 26-50 | | W-L RECORDS | | RPI 51-100 | | RPI 101-150 | | RPI 150+ |
| 6- 16 | | 0- 0 | | 0- 1 | | OVERALL | | 0- 1 | | 0- 5 | | 6- 9 |
| 2- 7 | | 0- 0 | | 0- 1 | | HOME | | 0- 0 | | 0- 2 | | 2- 4 |
| 0- 7 | | 0- 0 | | 0- 0 | | AWAY | | 0- 1 | | 0- 3 | | 0- 3 |
| 4- 2 | | 0- 0 | | 0- 0 | | NEUTRAL | | 0- 0 | | 0- 0 | | 4- 2 |
| 5- 7 | | 0- 0 | | 0- 0 | | NON-CONFERENCE | | 0- 0 | | 0- 2 | | 5- 5 |
| 1- 2 | | 0- 0 | | 0- 0 | | HOME | | 0- 0 | | 0- 0 | | 1- 2 |
| 0- 3 | | 0- 0 | | 0- 0 | | AWAY | | 0- 0 | | 0- 2 | | 0- 1 |
| 4- 2 | | 0- 0 | | 0- 0 | | NEUTRAL | | 0- 0 | | 0- 0 | | 4- 2 |
| 1- 9 | | 0- 0 | | 0- 1 | | CONFERENCE | | 0- 1 | | 0- 3 | | 1- 4 |
| 1- 5 | | 0- 0 | | 0- 1 | | HOME | | 0- 0 | | 0- 2 | | 1- 2 |
| 0- 4 | | 0- 0 | | 0- 0 | | AWAY | | 0- 1 | | 0- 1 | | 0- 2 |
| 0- 0 | | 0- 0 | | 0- 0 | | NEUTRAL | | 0- 0 | | 0- 0 | | 0- 0 |
| RPI | S | Opponent | Score | RPI | S | Opponent | Score | RPI | S | Opponent | Score | |
| | | | | 45 | H | Miami (OH) | 1 3 | 69 | A | Northern Ill. | 2 3 | |
| | | | | | | | | 102 | H | Bowling Green | 1 3 | |
| | | | | | | | | 107 | H | Toledo | 1 3 | |
| | | | | | | | | 120 | A | West Virginia | 0 3 | |
| | | | | | | | | 137 | A | Ohio | 0 3 | |
| | | | | | | | | 144 | A | Milwaukee | 0 3 | |
| | | | | | | | | 185 | A | Kent St. | 1 3 | |
| | | | | | | | | 191 | A | Western Mich. | 0 3 | |
| | | | | | | | | 192 | A | UMBC | 1 3 | |
| | | | | | | | | 207 | H | Youngstown St. | 0 3 | |
| | | | | | | | | 210 | H | Central Mich. | 3 2 | |
| | | | | | | | | 215 | H | Eastern Mich. | 0 3 | |
| | | | | | | | | 242 | N | Dartmouth | 3 1 | |
| | | | | | | | | 261 | N | Bradley | 0 3 | |
| | | | | | | | | 262 | N | Winthrop | 3 0 | |
| | | | | | | | | 266 | H | Eastern Ky. | 1 3 | |
| | | | | | | | | 303 | N | Western Ill. | 3 2 | |
| | | | | | | | | 307 | N | Loyola Maryland | 1 3 | |
| | | | | | | | | 309 | H | Buffalo | 2 3 | |
| | | | | | | | | 314 | H | Canisius | 3 0 | |
| | | | | | | | | 326 | N | Delaware St. | 3 0 | |
| | | | | LAST 10 GAMES | | | | | | | | |
| | | | | 210 | H | Central Mich. | 3 2 | 102 | H | Bowling Green | 1 3 | |
| | | | | 215 | H | Eastern Mich. | 0 3 | 107 | H | Toledo | 1 3 | |
| | | | | 69 | A | Northern Ill. | 2 3 | 309 | H | Buffalo | 2 3 | |
| | | | | 191 | A | Western Mich. | 0 3 | 185 | A | Kent St. | 1 3 | |
| | | | | 45 | H | Miami (OH) | 1 3 | 137 | A | Ohio | 0 3 | |

Non-Div. I Games:

Akron

| Average RPI Win: | | 301 | WON-LOST RECORD | | WINNING PCT. RANK | | LAST 10 GAMES | | STRENGTH OF SCHEDULE | | OPP. STRENGTH OF SCHEDULE | | TEAM RPI | | ADJ RPI | | CONF. RPI | | ADJ CONF. RPI | |
|-------------------|---|----------|-----------------|---------------|-------------------|---|---------------------|-------|----------------------|--------------------------|---------------------------|----------|----------|--|------------|--|-----------|--|---------------|--|
| Average RPI Loss: | | 186 | | | | | | | | | | | | | | | | | | |
| DIV. I ONLY | | | 4- 19 | | .17391 312 | | 2- 8 | | 234 | | 272 | | 300 | | .38693 297 | | 24 | | 24 | |
| DIV. I NON-CONF. | | | 2- 12 | | .14286 304 | | 0- 1 | | 261 | | 275 | | 313 | | .36412 311 | | 27 | | 27 | |
| TOTALS | | | RPI 1-25 | | RPI 26-50 | | W-L RECORDS | | RPI 51-100 | | RPI 101-150 | | RPI 150+ | | | | | | | |
| 4- 19 | | | 0- 0 | | 0- 0 | | OVERALL | | 0- 2 | | 0- 3 | | 4- 14 | | | | | | | |
| 1- 5 | | | 0- 0 | | 0- 0 | | HOME | | 0- 0 | | 0- 2 | | 1- 3 | | | | | | | |
| 1- 8 | | | 0- 0 | | 0- 0 | | AWAY | | 0- 2 | | 0- 0 | | 1- 6 | | | | | | | |
| 2- 6 | | | 0- 0 | | 0- 0 | | NEUTRAL | | 0- 0 | | 0- 1 | | 2- 5 | | | | | | | |
| 2- 12 | | | 0- 0 | | 0- 0 | | NON-CONFERENCE | | 0- 2 | | 0- 1 | | 2- 9 | | | | | | | |
| 0- 0 | | | 0- 0 | | 0- 0 | | HOME | | 0- 0 | | 0- 0 | | 0- 0 | | | | | | | |
| 0- 6 | | | 0- 0 | | 0- 0 | | AWAY | | 0- 2 | | 0- 0 | | 0- 4 | | | | | | | |
| 2- 6 | | | 0- 0 | | 0- 0 | | NEUTRAL | | 0- 0 | | 0- 1 | | 2- 5 | | | | | | | |
| 2- 7 | | | 0- 0 | | 0- 0 | | CONFERENCE | | 0- 0 | | 0- 2 | | 2- 5 | | | | | | | |
| 1- 5 | | | 0- 0 | | 0- 0 | | HOME | | 0- 0 | | 0- 2 | | 1- 3 | | | | | | | |
| 1- 2 | | | 0- 0 | | 0- 0 | | AWAY | | 0- 0 | | 0- 0 | | 1- 2 | | | | | | | |
| 0- 0 | | | 0- 0 | | 0- 0 | | NEUTRAL | | 0- 0 | | 0- 0 | | 0- 0 | | | | | | | |
| RPI | S | Opponent | Score | | RPI | S | Opponent | Score | | RPI | S | Opponent | Score | | | | | | | |
| | | | | | | | 52 A Alabama | 2 | 3 | 112 N ETSU | | 0 | 3 | | | | | | | |
| | | | | | | | 80 A Northeastern | 0 | 3 | 127 H High Point | | 0 | 3 | | | | | | | |
| | | | | | | | | | | 138 H Radford | | 0 | 3 | | | | | | | |
| | | | | | | | | | | 165 A Chattanooga | | 0 | 3 | | | | | | | |
| | | | | | | | | | | 168 N Ill.-Chicago | | 1 | 3 | | | | | | | |
| | | | | | | | | | | 170 H Liberty | | 2 | 3 | | | | | | | |
| | | | | | | | | | | 179 A Campbell | | 0 | 3 | | | | | | | |
| | | | | | | | | | | 179 H Campbell | | 0 | 3 | | | | | | | |
| | | | | | | | | | | 205 N Binghamton | | 1 | 3 | | | | | | | |
| | | | | | | | | | | 209 N Ga. Southern | | 1 | 3 | | | | | | | |
| | | | | | | | | | | 220 A Wofford | | 0 | 3 | | | | | | | |
| | | | | | | | | | | 234 A Jacksonville | | 0 | 3 | | | | | | | |
| | | | | | | | | | | 236 A USC Upstate | | 2 | 3 | | | | | | | |
| | | | | | | | | | | 256 A UNC Asheville | | 2 | 3 | | | | | | | |
| | | | | | | | | | | 257 N Fordham | | 0 | 3 | | | | | | | |
| | | | | | | | | | | 262 H Winthrop | | 3 | 2 | | | | | | | |
| | | | | | | | | | | 271 H Charleston So. | | 1 | 3 | | | | | | | |
| | | | | | | | | | | 274 N Charlotte | | 1 | 3 | | | | | | | |
| | | | | | | | | | | 275 A Gardner-Webb | | 3 | 0 | | | | | | | |
| | | | | | | | | | | 332 N South Carolina St. | | 3 | 0 | | | | | | | |
| | | | | | | | | | | 334 N Mississippi Val. | | 3 | 0 | | | | | | | |
| | | | | LAST 10 GAMES | | | | | | | | | | | | | | | | |
| | | | | | | | 179 H Campbell | 0 | 3 | 179 A Campbell | | 0 | 3 | | | | | | | |
| | | | | | | | 127 H High Point | 0 | 3 | 275 A Gardner-Webb | | 3 | 0 | | | | | | | |
| | | | | | | | 256 A UNC Asheville | 2 | 3 | 236 A USC Upstate | | 2 | 3 | | | | | | | |
| | | | | | | | 262 H Winthrop | 3 | 2 | 138 H Radford | | 0 | 3 | | | | | | | |
| | | | | | | | 170 H Liberty | 2 | 3 | 271 H Charleston So. | | 1 | 3 | | | | | | | |

Non-Div. I Games:

Presbyterian

| Average RPI Win: 297 | | WON-LOST | WINNING | LAST 10 | STRENGTH OF | | OPP. STRENGTH | TEAM | ADJ | CONF. | ADJ CONF. |
|-----------------------|----------|----------|-----------|----------|----------------|-------|------------------|-------|-------------|------------------|-----------|
| Average RPI Loss: 174 | | RECORD | PCT. RANK | GAMES | SCHEDULE | | OF SCHEDULE | RPI | RPI | RPI | RPI |
| DIV. I ONLY | | 3- 19 | .13636 | 323 | 215 | | 247 | 301 | .38651 | 298 | 25 |
| DIV. I NON-CONF. | | 1- 11 | .08333 | 315 | 197 | | 230 | 303 | .3788 | 300 | 24 |
| TOTALS | | RPI 1-25 | RPI 26-50 | | W-L RECORDS | | RPI 51-100 | | RPI 101-150 | | RPI 150+ |
| 3- 19 | 0- 0 | | 0- 0 | | OVERALL | | 0- 2 | | 0- 3 | | 3- 14 |
| 1- 6 | 0- 0 | | 0- 0 | | HOME | | 0- 1 | | 0- 1 | | 1- 4 |
| 1- 7 | 0- 0 | | 0- 0 | | AWAY | | 0- 0 | | 0- 1 | | 1- 6 |
| 1- 6 | 0- 0 | | 0- 0 | | NEUTRAL | | 0- 1 | | 0- 1 | | 1- 4 |
| 1- 11 | 0- 0 | | 0- 0 | | NON-CONFERENCE | | 0- 1 | | 0- 3 | | 1- 7 |
| 0- 2 | 0- 0 | | 0- 0 | | HOME | | 0- 0 | | 0- 1 | | 0- 1 |
| 0- 3 | 0- 0 | | 0- 0 | | AWAY | | 0- 0 | | 0- 1 | | 0- 2 |
| 1- 6 | 0- 0 | | 0- 0 | | NEUTRAL | | 0- 1 | | 0- 1 | | 1- 4 |
| 2- 8 | 0- 0 | | 0- 0 | | CONFERENCE | | 0- 1 | | 0- 0 | | 2- 7 |
| 1- 4 | 0- 0 | | 0- 0 | | HOME | | 0- 1 | | 0- 0 | | 1- 3 |
| 1- 4 | 0- 0 | | 0- 0 | | AWAY | | 0- 0 | | 0- 0 | | 1- 4 |
| 0- 0 | 0- 0 | | 0- 0 | | NEUTRAL | | 0- 0 | | 0- 0 | | 0- 0 |
| RPI S | Opponent | Score | RPI S | Opponent | Score | RPI S | Opponent | Score | RPI S | Opponent | Score |
| | | | | | | 69 N | Northern Ill. | 0 3 | 103 A | Green Bay | 0 3 |
| | | | | | | 84 H | South Dakota | 0 3 | 119 N | Texas Tech | 0 3 |
| | | | | | | | | | 149 H | North Dakota | 1 3 |
| | | | | | | | | | 152 A | Denver | 0 3 |
| | | | | | | | | | 152 H | Denver | 0 3 |
| | | | | | | | | | 162 N | SFA | 0 3 |
| | | | | | | | | | 167 A | IUPUI | 0 3 |
| | | | | | | | | | 167 H | IUPUI | 0 3 |
| | | | | | | | | | 172 N | Duquesne | 0 3 |
| | | | | | | | | | 196 A | Drake | 2 3 |
| | | | | | | | | | 206 A | Valparaiso | 0 3 |
| | | | | | | | | | 210 N | Central Mich. | 0 3 |
| | | | | | | | | | 224 A | Fort Wayne | 1 3 |
| | | | | | | | | | 232 H | North Dakota St. | 2 3 |
| | | | | | | | | | 244 A | Oral Roberts | 0 3 |
| | | | | | | | | | 246 N | UTEP | 1 3 |
| | | | | | | | | | 261 H | Bradley | 0 3 |
| | | | | | | | | | 283 H | Omaha | 3 0 |
| | | | | | | | | | 303 A | Western Ill. | 3 2 |
| | | | | | | | | | 304 N | Eastern Ill. | 3 0 |
| LAST 10 GAMES | | | | | | | | | | | |
| | | | | | | 167 A | IUPUI | 0 3 | 244 A | Oral Roberts | 0 3 |
| | | | | | | 152 H | Denver | 0 3 | 152 A | Denver | 0 3 |
| | | | | | | 303 A | Western Ill. | 3 2 | 84 H | South Dakota | 0 3 |
| | | | | | | 224 A | Fort Wayne | 1 3 | 283 H | Omaha | 3 0 |
| | | | | | | 232 H | North Dakota St. | 2 3 | 167 H | IUPUI | 0 3 |

Non-Div. I Games:

South Dakota St.

| | | | | | | | | | | | | | | |
|------------------|---------------|-----------------|-------------------|----------------|----------------------|---------------------------|------------------|-------------|---------------|---------------|-------|-------|--------------|-----|
| Average RPI Win: | 252 | WON-LOST RECORD | WINNING PCT. RANK | LAST 10 GAMES | STRENGTH OF SCHEDULE | OPP. STRENGTH OF SCHEDULE | TEAM RPI | ADJ RPI | CONF. RPI | ADJ CONF. RPI | | | | |
| DIV. I ONLY | | 4- 20 | .16667 317 | 3- 7 | 225 | 283 | 299 | .38443 299 | 26 | 26 | | | | |
| DIV. I NON-CONF. | | 1- 13 | .07143 318 | 0- 0 | 240 | 276 | 319 | .3541 316 | 26 | 26 | | | | |
| <hr/> | | | | | | | | | | | | | | |
| TOTALS | RPI 1-25 | RPI 26-50 | | W-L RECORDS | | RPI 51-100 | | RPI 101-150 | | RPI 150+ | | | | |
| 4- 20 | 0- 0 | 0- 0 | | OVERALL | | 0- 1 | | 0- 4 | | 4- 15 | | | | |
| 4- 4 | 0- 0 | 0- 0 | | HOME | | 0- 1 | | 0- 1 | | 4- 2 | | | | |
| 0- 10 | 0- 0 | 0- 0 | | AWAY | | 0- 0 | | 0- 2 | | 0- 8 | | | | |
| 0- 6 | 0- 0 | 0- 0 | | NEUTRAL | | 0- 0 | | 0- 1 | | 0- 5 | | | | |
| <hr/> | | | | | | | | | | | | | | |
| 1- 13 | 0- 0 | 0- 0 | | NON-CONFERENCE | | 0- 1 | | 0- 1 | | 1- 11 | | | | |
| 1- 3 | 0- 0 | 0- 0 | | HOME | | 0- 1 | | 0- 0 | | 1- 2 | | | | |
| 0- 4 | 0- 0 | 0- 0 | | AWAY | | 0- 0 | | 0- 0 | | 0- 4 | | | | |
| 0- 6 | 0- 0 | 0- 0 | | NEUTRAL | | 0- 0 | | 0- 1 | | 0- 5 | | | | |
| <hr/> | | | | | | | | | | | | | | |
| 3- 7 | 0- 0 | 0- 0 | | CONFERENCE | | 0- 0 | | 0- 3 | | 3- 4 | | | | |
| 3- 1 | 0- 0 | 0- 0 | | HOME | | 0- 0 | | 0- 1 | | 3- 0 | | | | |
| 0- 6 | 0- 0 | 0- 0 | | AWAY | | 0- 0 | | 0- 2 | | 0- 4 | | | | |
| 0- 0 | 0- 0 | 0- 0 | | NEUTRAL | | 0- 0 | | 0- 0 | | 0- 0 | | | | |
| <hr/> | | | | | | | | | | | | | | |
| RPI S | Opponent | Score | RPI S | Opponent | Score | RPI S | Opponent | Score | RPI S | Opponent | Score | | | |
| | | | | | | 56 H | Southern Ill. | 0 3 | 126 H | SIUE | 2 3 | | | |
| | | | | | | 138 N | Radford | 0 3 | | | | | | |
| | | | | | | 140 A | Austin Peay | 0 3 | | | | | | |
| | | | | | | 147 A | Murray St. | 0 3 | | | | | | |
| | | | | | | 168 H | Ill.-Chicago | 1 3 | | | | | | |
| | | | | | | 172 N | Duquesne | 2 3 | | | | | | |
| | | | | | | 174 H | Belmont | 3 2 | | | | | | |
| | | | | | | 181 N | Weber St. | 1 3 | | | | | | |
| | | | | | | 196 N | Drake | 0 3 | | | | | | |
| | | | | | | 206 A | Valparaiso | 0 3 | | | | | | |
| | | | | | | 210 N | Central Mich. | 1 3 | | | | | | |
| | | | | | | 211 H | Tennessee St. | 3 1 | | | | | | |
| | | | | | | 239 N | Northwestern St. | 1 3 | | | | | | |
| | | | | | | 245 A | Evansville | 2 3 | | | | | | |
| | | | | | | 264 A | UT Martin | 2 3 | | | | | | |
| | | | | | | 266 A | Eastern Ky. | 2 3 | | | | | | |
| | | | | | | 272 H | Louisiana Tech | 2 3 | | | | | | |
| | | | | | | 277 A | Morehead St. | 1 3 | | | | | | |
| | | | | | | 284 A | Jacksonville St. | 0 3 | | | | | | |
| | | | | | | 287 A | UAB | 0 3 | | | | | | |
| | | | | | | 303 A | Western Ill. | 0 3 | | | | | | |
| | | | | | | | | | LAST 10 GAMES | | | 304 H | Eastern Ill. | 3 0 |
| | | | | | | | | | | | | 318 H | New Orleans | 3 1 |
| | | | | | | | | | | | | 277 A | Morehead St. | 1 3 |
| | | | | | | | | | | | | 266 A | Eastern Ky. | 2 3 |
| 211 H | Tennessee St. | 3 1 | | | | | | | | | | | | |
| | | | | | | 174 H | Belmont | 3 2 | | | | | | |
| | | | | | | 284 A | Jacksonville St. | 0 3 | | | | | | |
| | | | | | | 277 A | Morehead St. | 1 3 | | | | | | |
| | | | | | | 264 A | UT Martin | 2 3 | | | | | | |
| | | | | | | 126 H | SIUE | 2 3 | | | | | | |
| | | | | | | 304 H | Eastern Ill. | 3 0 | | | | | | |
| | | | | | | 147 A | Murray St. | 0 3 | | | | | | |
| | | | | | | 140 A | Austin Peay | 0 3 | | | | | | |
| | | | | | | | | | | | | | | |

Non-Div. I Games:

Southeast Mo. St.

| | | | | | | | | | | | |
|-------------------|----------|-----------------|-------------------|---------------------|-------|----------------------|---------------------------|----------|-------------|----------------------|---------------|
| Average RPI Win: | 309 | WON-LOST RECORD | WINNING PCT. RANK | LAST 10 GAMES | | STRENGTH OF SCHEDULE | OPP. STRENGTH OF SCHEDULE | TEAM RPI | ADJ RPI | CONF. RPI | ADJ CONF. RPI |
| Average RPI Loss: | 229 | | | | | | | | | | |
| DIV. I ONLY | | 9- 18 | .33333 255 | 4- 6 | | 295 | 323 | 297 | .38418 300 | 30 | 30 |
| DIV. I NON-CONF. | | 4- 10 | .28571 270 | 1- 0 | | 295 | 303 | 302 | .37799 301 | 31 | 31 |
| <hr/> | | | | | | | | | | | |
| TOTALS | RPI 1-25 | | RPI 26-50 | W-L RECORDS | | RPI 51-100 | | | RPI 101-150 | | RPI 150+ |
| 9- 18 | 0- 0 | | 0- 0 | OVERALL | | 0- 0 | | | 0- 2 | | 9- 16 |
| 5- 3 | 0- 0 | | 0- 0 | HOME | | 0- 0 | | | 0- 0 | | 5- 3 |
| 2- 9 | 0- 0 | | 0- 0 | AWAY | | 0- 0 | | | 0- 0 | | 2- 9 |
| 2- 6 | 0- 0 | | 0- 0 | NEUTRAL | | 0- 0 | | | 0- 2 | | 2- 4 |
| 4- 10 | 0- 0 | | 0- 0 | NON-CONFERENCE | | 0- 0 | | | 0- 2 | | 4- 8 |
| 1- 0 | 0- 0 | | 0- 0 | HOME | | 0- 0 | | | 0- 0 | | 1- 0 |
| 1- 4 | 0- 0 | | 0- 0 | AWAY | | 0- 0 | | | 0- 0 | | 1- 4 |
| 2- 6 | 0- 0 | | 0- 0 | NEUTRAL | | 0- 0 | | | 0- 2 | | 2- 4 |
| 5- 8 | 0- 0 | | 0- 0 | CONFERENCE | | 0- 0 | | | 0- 0 | | 5- 8 |
| 4- 3 | 0- 0 | | 0- 0 | HOME | | 0- 0 | | | 0- 0 | | 4- 3 |
| 1- 5 | 0- 0 | | 0- 0 | AWAY | | 0- 0 | | | 0- 0 | | 1- 5 |
| 0- 0 | 0- 0 | | 0- 0 | NEUTRAL | | 0- 0 | | | 0- 0 | | 0- 0 |
| RPI S | Opponent | Score | RPI S | Opponent | Score | RPI S | Opponent | Score | RPI S | Opponent | Score |
| | | | | | | | | | 126 N | SIUE | 0 3 |
| | | | | | | | | | 146 N | Rhode Island | 0 3 |
| | | | | | | | | | 166 A | Fairfield | 0 3 |
| | | | | | | | | | 166 H | Fairfield | 1 3 |
| | | | | | | | | | 175 A | Columbia | 0 3 |
| | | | | | | | | | 176 A | San Jose St. | 0 3 |
| | | | | | | | | | 221 N | Providence | 0 3 |
| | | | | | | | | | 229 H | Marist | 0 3 |
| | | | | | | | | | 231 N | Central Conn. St. | 1 3 |
| | | | | | | | | | 247 N | Bryant | 0 3 |
| | | | | | | | | | 250 A | Quinnipiac | 0 3 |
| | | | | | | | | | 250 H | Quinnipiac | 3 2 |
| | | | | | | | | | 257 A | Fordham | 0 3 |
| | | | | | | | | | 270 N | UMass Lowell | 0 3 |
| | | | | | | | | | 279 A | Rider | 0 3 |
| | | | | | | | | | 279 H | Rider | 3 0 |
| | | | | | | | | | 280 A | Niagara | 1 3 |
| | | | | | | | | | 286 A | Hartford | 2 3 |
| | | | | | | | | | 294 H | Siena | 2 3 |
| | | | | | | | | | 311 N | St. Francis Brooklyn | 3 1 |
| | | | | | | | | | 313 N | NJIT | 3 1 |
| | | | | LAST 10 GAMES | | | | | 314 A | Canisius | 2 3 |
| | | | | 166 H Fairfield | 1 3 | | 325 H Fairleigh Dickinson | 3 0 | 315 H | Iona | 3 1 |
| | | | | 250 H Quinnipiac | 3 2 | | 280 A Niagara | 1 3 | 322 A | Lafayette | 3 1 |
| | | | | 333 H Saint Peter's | 3 0 | | 314 A Canisius | 2 3 | 325 H | Fairleigh Dickinson | 3 0 |
| | | | | 333 A Saint Peter's | 3 0 | | 229 H Marist | 0 3 | 333 A | Saint Peter's | 3 0 |
| | | | | 279 A Rider | 0 3 | | 294 H Siena | 2 3 | 333 H | Saint Peter's | 3 0 |

Non-Div. I Games:

Manhattan

| Average RPI Win: 319 | | WON-LOST RECORD | | WINNING PCT. RANK | | LAST 10 GAMES | | STRENGTH OF SCHEDULE | | OPP. STRENGTH OF SCHEDULE | | TEAM RPI | | ADJ RPI | | CONF. RPI | | ADJ CONF. RPI | |
|----------------------|---|-----------------|--|-------------------|-----|----------------|----------|----------------------|-------|---------------------------|---|--------------------------|--|------------|--|-----------|--|---------------|--|
| DIV. I ONLY | | 7- 11 | | .38889 232 | | 5- 5 | | 311 | | 329 | | 298 | | .3838 301 | | 31 | | 31 | |
| DIV. I NON-CONF. | | 1- 9 | | .1 309 | | 0- 3 | | 141 | | 325 | | 298 | | .38218 297 | | 30 | | 30 | |
| TOTALS | | RPI 1-25 | | RPI 26-50 | | W-L RECORDS | | RPI 51-100 | | RPI 101-150 | | RPI 150+ | | | | | | | |
| 7- 11 | | 0- 0 | | 0- 0 | | OVERALL | | 0- 0 | | 0- 1 | | 7- 10 | | | | | | | |
| 3- 4 | | 0- 0 | | 0- 0 | | HOME | | 0- 0 | | 0- 1 | | 3- 3 | | | | | | | |
| 3- 5 | | 0- 0 | | 0- 0 | | AWAY | | 0- 0 | | 0- 0 | | 3- 4 | | | | | | | |
| 1- 2 | | 0- 0 | | 0- 0 | | NEUTRAL | | 0- 0 | | 0- 0 | | 1- 2 | | | | | | | |
| 1- 9 | | 0- 0 | | 0- 0 | | NON-CONFERENCE | | 0- 0 | | 0- 1 | | 1- 8 | | | | | | | |
| 0- 3 | | 0- 0 | | 0- 0 | | HOME | | 0- 0 | | 0- 1 | | 0- 2 | | | | | | | |
| 0- 4 | | 0- 0 | | 0- 0 | | AWAY | | 0- 0 | | 0- 0 | | 0- 4 | | | | | | | |
| 1- 2 | | 0- 0 | | 0- 0 | | NEUTRAL | | 0- 0 | | 0- 0 | | 1- 2 | | | | | | | |
| 6- 2 | | 0- 0 | | 0- 0 | | CONFERENCE | | 0- 0 | | 0- 0 | | 6- 2 | | | | | | | |
| 3- 1 | | 0- 0 | | 0- 0 | | HOME | | 0- 0 | | 0- 0 | | 3- 1 | | | | | | | |
| 3- 1 | | 0- 0 | | 0- 0 | | AWAY | | 0- 0 | | 0- 0 | | 3- 1 | | | | | | | |
| 0- 0 | | 0- 0 | | 0- 0 | | NEUTRAL | | 0- 0 | | 0- 0 | | 0- 0 | | | | | | | |
| RPI | S | Opponent | | Score | RPI | S | Opponent | | Score | RPI | S | Opponent | | Score | | | | | |
| | | | | | | | | | | | | 138 H Radford | | 2 3 | | | | | |
| | | | | | | | | | | | | 160 H East Carolina | | 0 3 | | | | | |
| | | | | | | | | | | | | 169 A UNCG | | 0 3 | | | | | |
| | | | | | | | | | | | | 177 H Elon | | 0 3 | | | | | |
| | | | | | | | | | | | | 179 A Campbell | | 0 3 | | | | | |
| | | | | | | | | | | | | 243 H Florida A&M | | 0 3 | | | | | |
| | | | | | | | | | | | | 254 A Alabama St. | | 2 3 | | | | | |
| | | | | | | | | | | | | 259 N Texas Southern | | 0 3 | | | | | |
| | | | | | | | | | | | | 275 A Gardner-Webb | | 0 3 | | | | | |
| | | | | | | | | | | | | 290 H Bethune-Cookman | | 3 1 | | | | | |
| | | | | | | | | | | | | 308 H Hampton | | 3 0 | | | | | |
| | | | | | | | | | | | | 319 N Alabama A&M | | 2 3 | | | | | |
| | | | | | | | | | | | | 321 A Norfolk St. | | 2 3 | | | | | |
| | | | | | | | | | | | | 321 H Norfolk St. | | 3 0 | | | | | |
| | | | | | | | | | | | | 324 N Jackson St. | | 3 0 | | | | | |
| | | | | | | | | | | | | 327 A N.C. Central | | 3 2 | | | | | |
| | | | | | | | | | | | | 330 A Savannah St. | | 3 0 | | | | | |
| | | | | | | | | | | | | 332 A South Carolina St. | | 3 0 | | | | | |
| LAST 10 GAMES | | | | | | | | | | | | | | | | | | | |
| | | | | | | | | | | | | 327 A N.C. Central | | 3 2 | | | | | |
| | | | | | | | | | | | | 332 A South Carolina St. | | 3 0 | | | | | |
| | | | | | | | | | | | | 321 A Norfolk St. | | 2 3 | | | | | |
| | | | | | | | | | | | | 330 A Savannah St. | | 3 0 | | | | | |
| | | | | | | | | | | | | 243 H Florida A&M | | 0 3 | | | | | |
| | | | | | | | | | | | | 179 A Campbell | | 0 3 | | | | | |
| | | | | | | | | | | | | 275 A Gardner-Webb | | 0 3 | | | | | |
| | | | | | | | | | | | | 138 H Radford | | 2 3 | | | | | |

Non-Div. I Games:

N.C. A&T

| Average RPI Win: 327 | | WON-LOST | WINNING | LAST 10 | STRENGTH OF | | OPP. STRENGTH | TEAM | ADJ | CONF. | ADJ CONF. |
|-----------------------|----------|----------|---------------|------------------|-------------|-------|--------------------|----------|-----------|------------------|-----------|
| Average RPI Loss: 198 | | RECORD | PCT. RANK | GAMES | SCHEDULE | | OF SCHEDULE | RPI | RPI | RPI | RPI |
| DIV. I ONLY | | 7- 13 | .35 244 | 5- 4 | 306 | | 325 | 302 | .3805 302 | 32 | 32 |
| DIV. I NON-CONF. | | 0- 8 | 0 322 | 0- 1 | 94 | | 172 | 284 | .4024 282 | 32 | 32 |
| TOTALS | | RPI 1-25 | RPI 26-50 | W-L RECORDS | RPI 51-100 | | RPI 101-150 | RPI 150+ | | | |
| 7- 13 | 0- 0 | | 0- 1 | OVERALL | 0- 1 | | 0- 3 | 7- 8 | | | |
| 4- 3 | 0- 0 | | 0- 0 | HOME | 0- 0 | | 0- 0 | 4- 3 | | | |
| 3- 6 | 0- 0 | | 0- 1 | AWAY | 0- 0 | | 0- 1 | 3- 4 | | | |
| 0- 4 | 0- 0 | | 0- 0 | NEUTRAL | 0- 1 | | 0- 2 | 0- 1 | | | |
| 0- 8 | 0- 0 | | 0- 1 | NON-CONFERENCE | 0- 1 | | 0- 3 | 0- 3 | | | |
| 0- 1 | 0- 0 | | 0- 0 | HOME | 0- 0 | | 0- 0 | 0- 1 | | | |
| 0- 4 | 0- 0 | | 0- 1 | AWAY | 0- 0 | | 0- 1 | 0- 2 | | | |
| 0- 3 | 0- 0 | | 0- 0 | NEUTRAL | 0- 1 | | 0- 2 | 0- 0 | | | |
| 7- 5 | 0- 0 | | 0- 0 | CONFERENCE | 0- 0 | | 0- 0 | 7- 5 | | | |
| 4- 2 | 0- 0 | | 0- 0 | HOME | 0- 0 | | 0- 0 | 4- 2 | | | |
| 3- 2 | 0- 0 | | 0- 0 | AWAY | 0- 0 | | 0- 0 | 3- 2 | | | |
| 0- 1 | 0- 0 | | 0- 0 | NEUTRAL | 0- 0 | | 0- 0 | 0- 1 | | | |
| RPI S | Opponent | Score | RPI S | Opponent | Score | RPI S | Opponent | Score | RPI S | Opponent | Score |
| | | | 31 A | Baylor | 0 3 | 66 N | A&M-Corpus Christi | 0 3 | 113 N | Fresno St. | 0 3 |
| | | | | | | | | | 123 A | UTRGV | 0 3 |
| | | | | | | | | | 123 N | UTRGV | 0 3 |
| | | | | | | | | | 197 A | Houston Baptist | 0 3 |
| | | | | | | | | | 248 A | Incarnate Word | 0 3 |
| | | | | | | | | | 248 H | Incarnate Word | 1 3 |
| | | | | | | | | | 254 H | Alabama St. | 0 3 |
| | | | | | | | | | 259 A | Texas Southern | 0 3 |
| | | | | | | | | | 259 N | Texas Southern | 1 3 |
| | | | | | | | | | 319 H | Alabama A&M | 3 1 |
| | | | | | | | | | 320 H | Southern U. | 2 3 |
| | | | | | | | | | 323 A | Ark.-Pine Bluff | 3 0 |
| | | | | | | | | | 324 A | Jackson St. | 3 1 |
| | | | | | | | | | 324 H | Jackson St. | 3 0 |
| | | | | | | | | | 329 A | Grambling | 2 3 |
| | | | | | | | | | 331 H | Alcorn | 3 0 |
| | | | | | | | | | 334 A | Mississippi Val. | 3 0 |
| | | | | | | | | | 334 H | Mississippi Val. | 3 0 |
| | | | LAST 10 GAMES | | | | | | | | |
| | | | 324 H | Jackson St. | 3 0 | 319 H | Alabama A&M | 3 1 | | | |
| | | | 334 H | Mississippi Val. | 3 0 | 259 A | Texas Southern | 0 3 | | | |
| | | | 331 H | Alcorn | 3 0 | 248 H | Incarnate Word | 1 3 | | | |
| | | | 320 H | Southern U. | 2 3 | 334 A | Mississippi Val. | 3 0 | | | |
| | | | 254 H | Alabama St. | 0 3 | 324 A | Jackson St. | 3 1 | | | |

Non-Div. I Games: St. Thomas (TX) 3 0

Prairie View

| Average RPI Win: 273 | | WON-LOST | WINNING | LAST 10 | STRENGTH OF | | OPP. STRENGTH | TEAM | ADJ | CONF. | ADJ CONF. |
|-----------------------|----------|----------|-----------|----------------|-------------|-------|------------------|-------|-------------|-------------------|-----------|
| Average RPI Loss: 181 | | RECORD | PCT. RANK | GAMES | SCHEDULE | | OF SCHEDULE | RPI | RPI | RPI | RPI |
| DIV. I ONLY | | 4- 22 | .15385 | 320 | 1- 9 | | 244 | 249 | 304 | .37785 | 303 |
| DIV. I NON-CONF. | | 3- 13 | .1875 | 295 | 0- 1 | | 241 | 226 | 291 | .38809 | 293 |
| TOTALS | | RPI 1-25 | RPI 26-50 | | W-L RECORDS | | RPI 51-100 | | RPI 101-150 | | RPI 150+ |
| 4- 22 | 0- 0 | 0- 0 | | OVERALL | | 0- 4 | | 0- 4 | | 4- 14 | |
| 3- 9 | 0- 0 | 0- 0 | | HOME | | 0- 2 | | 0- 0 | | 3- 7 | |
| 1- 7 | 0- 0 | 0- 0 | | AWAY | | 0- 2 | | 0- 1 | | 1- 4 | |
| 0- 6 | 0- 0 | 0- 0 | | NEUTRAL | | 0- 0 | | 0- 3 | | 0- 3 | |
| 3- 13 | 0- 0 | 0- 0 | | NON-CONFERENCE | | 0- 3 | | 0- 4 | | 3- 6 | |
| 3- 4 | 0- 0 | 0- 0 | | HOME | | 0- 1 | | 0- 0 | | 3- 3 | |
| 0- 3 | 0- 0 | 0- 0 | | AWAY | | 0- 2 | | 0- 1 | | 0- 0 | |
| 0- 6 | 0- 0 | 0- 0 | | NEUTRAL | | 0- 0 | | 0- 3 | | 0- 3 | |
| 1- 9 | 0- 0 | 0- 0 | | CONFERENCE | | 0- 1 | | 0- 0 | | 1- 8 | |
| 0- 5 | 0- 0 | 0- 0 | | HOME | | 0- 1 | | 0- 0 | | 0- 4 | |
| 1- 4 | 0- 0 | 0- 0 | | AWAY | | 0- 0 | | 0- 0 | | 1- 4 | |
| 0- 0 | 0- 0 | 0- 0 | | NEUTRAL | | 0- 0 | | 0- 0 | | 0- 0 | |
| RPI S | Opponent | Score | RPI S | Opponent | Score | RPI S | Opponent | Score | RPI S | Opponent | Score |
| | | | | | | 51 A | Missouri St. | 0 3 | 103 N | Green Bay | 0 3 |
| | | | | | | 57 A | Iowa | 1 3 | 110 N | Oakland | 2 3 |
| | | | | | | 84 H | South Dakota | 0 3 | 118 N | Butler | 0 3 |
| | | | | | | 100 H | Saint Louis | 1 3 | 144 A | Milwaukee | 0 3 |
| | | | | | | | | | 152 A | Denver | 0 3 |
| | | | | | | | | | 152 H | Denver | 0 3 |
| | | | | | | | | | 167 A | IUPUI | 0 3 |
| | | | | | | | | | 181 H | Weber St. | 1 3 |
| | | | | | | | | | 196 H | Drake | 3 2 |
| | | | | | | | | | 206 H | Valparaiso | 0 3 |
| | | | | | | | | | 224 A | Fort Wayne | 0 3 |
| | | | | | | | | | 224 H | Fort Wayne | 0 3 |
| | | | | | | | | | 232 H | North Dakota St. | 1 3 |
| | | | | | | | | | 244 A | Oral Roberts | 0 3 |
| | | | | | | | | | 261 N | Bradley | 0 3 |
| | | | | | | | | | 273 N | McNeese | 2 3 |
| | | | | | | | | | 283 A | Omaha | 3 1 |
| | | | | | | | | | 296 N | Akron | 2 3 |
| | | | | | | | | | 298 H | South Dakota St. | 2 3 |
| | | | | | | | | | 299 H | Southeast Mo. St. | 3 0 |
| | | | | | | | | | 304 H | Eastern Ill. | 1 3 |
| | | | | | | | | | 312 H | Chicago St. | 3 1 |
| LAST 10 GAMES | | | | | | | | | | | |
| | | | | | | 152 H | Denver | 0 3 | 206 H | Valparaiso | 0 3 |
| | | | | | | 224 A | Fort Wayne | 0 3 | 232 H | North Dakota St. | 1 3 |
| | | | | | | 298 H | South Dakota St. | 2 3 | 167 A | IUPUI | 0 3 |
| | | | | | | 152 A | Denver | 0 3 | 283 A | Omaha | 3 1 |
| | | | | | | 244 A | Oral Roberts | 0 3 | 224 H | Fort Wayne | 0 3 |

Non-Div. I Games:

Western Ill.

| | | | | | | | | | | | | |
|-------------------|----------|-----------|---------------|----------------|-------------|---------------|----------|-------------|-------|-------------------|-------|---|
| Average RPI Win: | 294 | WON-LOST | WINNING | LAST 10 | STRENGTH OF | OPP. STRENGTH | TEAM | ADJ | CONF. | ADJ CONF. | | |
| Average RPI Loss: | 198 | RECORD | PCT. RANK | GAMES | SCHEDULE | OF SCHEDULE | RPI | RPI | RPI | RPI | | |
| DIV. I ONLY | | 5- 20 | .2 300 | 2- 8 | 273 | 271 | 305 | .37766 | 304 | 26 | 26 | |
| DIV. I NON-CONF. | | 3- 12 | .2 289 | 0- 1 | 280 | 258 | 307 | .37105 | 306 | 26 | 26 | |
| <hr/> | | | | | | | | | | | | |
| TOTALS | RPI 1-25 | RPI 26-50 | | W-L RECORDS | | RPI 51-100 | | RPI 101-150 | | RPI 150+ | | |
| 5- 20 | 0- 0 | 0- 0 | | OVERALL | | 0- 0 | | 0- 7 | | 5- 13 | | |
| 0- 9 | 0- 0 | 0- 0 | | HOME | | 0- 0 | | 0- 4 | | 0- 5 | | |
| 3- 7 | 0- 0 | 0- 0 | | AWAY | | 0- 0 | | 0- 3 | | 3- 4 | | |
| 2- 4 | 0- 0 | 0- 0 | | NEUTRAL | | 0- 0 | | 0- 0 | | 2- 4 | | |
| <hr/> | | | | | | | | | | | | |
| 3- 12 | 0- 0 | 0- 0 | | NON-CONFERENCE | | 0- 0 | | 0- 4 | | 3- 8 | | |
| 0- 4 | 0- 0 | 0- 0 | | HOME | | 0- 0 | | 0- 2 | | 0- 2 | | |
| 1- 4 | 0- 0 | 0- 0 | | AWAY | | 0- 0 | | 0- 2 | | 1- 2 | | |
| 2- 4 | 0- 0 | 0- 0 | | NEUTRAL | | 0- 0 | | 0- 0 | | 2- 4 | | |
| <hr/> | | | | | | | | | | | | |
| 2- 8 | 0- 0 | 0- 0 | | CONFERENCE | | 0- 0 | | 0- 3 | | 2- 5 | | |
| 0- 5 | 0- 0 | 0- 0 | | HOME | | 0- 0 | | 0- 2 | | 0- 3 | | |
| 2- 3 | 0- 0 | 0- 0 | | AWAY | | 0- 0 | | 0- 1 | | 2- 2 | | |
| 0- 0 | 0- 0 | 0- 0 | | NEUTRAL | | 0- 0 | | 0- 0 | | 0- 0 | | |
| <hr/> | | | | | | | | | | | | |
| RPI S | Opponent | Score | RPI S | Opponent | Score | RPI S | Opponent | Score | RPI S | Opponent | Score | |
| | | | | | | | | | 102 H | Bowling Green | 2 | 3 |
| | | | | | | | | | 103 A | Green Bay | 0 | 3 |
| | | | | | | | | | 118 H | Butler | 2 | 3 |
| | | | | | | | | | 121 A | Mississippi St. | 0 | 3 |
| | | | | | | | | | 126 A | SIUE | 0 | 3 |
| | | | | | | | | | 140 H | Austin Peay | 0 | 3 |
| | | | | | | | | | 147 H | Murray St. | 0 | 3 |
| | | | | | | | | | 162 N | SFA | 1 | 3 |
| | | | | | | | | | 174 H | Belmont | 1 | 3 |
| | | | | | | | | | 178 A | Memphis | 0 | 3 |
| | | | | | | | | | 196 H | Drake | 1 | 3 |
| | | | | | | | | | 216 A | Indiana St. | 1 | 3 |
| | | | | | | | | | 223 N | FIU | 0 | 3 |
| | | | | | | | | | 263 A | Tennessee Tech | 2 | 3 |
| | | | | | | | | | 264 A | UT Martin | 3 | 1 |
| | | | | | | | | | 266 H | Eastern Ky. | 2 | 3 |
| | | | | | | | | | 272 H | Louisiana Tech | 2 | 3 |
| | | | | | | | | | 272 N | Louisiana Tech | 1 | 3 |
| | | | | | | | | | 277 H | Morehead St. | 2 | 3 |
| | | | | | | | | | 284 A | Jacksonville St. | 3 | 2 |
| | | | | | | | | | 293 N | Troy | 3 | 0 |
| | | | | | | | | | 298 N | South Dakota St. | 0 | 3 |
| | | | | | | | | | 299 A | Southeast Mo. St. | 0 | 3 |
| | | | | | | | | | 303 A | Western Ill. | 3 | 1 |
| | | | | | | | | | 324 N | Jackson St. | 3 | 0 |
| | | | LAST 10 GAMES | | | | | | 298 N | South Dakota St. | 0 | 3 |
| | | | | | | | | | 299 A | Southeast Mo. St. | 0 | 3 |
| | | | | | | | | | 303 A | Western Ill. | 3 | 1 |
| | | | | | | | | | 324 N | Jackson St. | 3 | 0 |
| | | | | | | | | | | | | |
| | | | LAST 10 GAMES | | | | | | 263 A | Tennessee Tech | 2 | 3 |
| | | | | | | | | | 284 A | Jacksonville St. | 3 | 2 |
| | | | | | | | | | 277 H | Morehead St. | 2 | 3 |
| | | | | | | | | | 266 H | Eastern Ky. | 2 | 3 |
| | | | | | | | | | 147 H | Murray St. | 0 | 3 |
| | | | LAST 10 GAMES | | | | | | 140 H | Austin Peay | 0 | 3 |
| | | | | | | | | | 264 A | UT Martin | 3 | 1 |
| | | | | | | | | | 299 A | Southeast Mo. St. | 0 | 3 |
| | | | | | | | | | 216 A | Indiana St. | 1 | 3 |
| | | | | | | | | | 174 H | Belmont | 1 | 3 |

Non-Div. I Games:

Eastern Ill.

| | | | | | | | | | | | | | | | | | | | | | | | |
|-------------------------|---|----------|-----------------|-----------|-------------------|----------------|---------------|------------|----------------------|-------------|---------------------------|-------------------------|----------|-------------------------|------------|-------|-----------|-----|---------------|--|--|--|--|
| Average RPI Win: | | 283 | WON-LOST RECORD | | WINNING PCT. RANK | | LAST 10 GAMES | | STRENGTH OF SCHEDULE | | OPP. STRENGTH OF SCHEDULE | | TEAM RPI | | ADJ RPI | | CONF. RPI | | ADJ CONF. RPI | | | | |
| DIV. I ONLY | | | 5- 18 | | .21739 296 | | 3- 7 | | 287 | | 257 | | 307 | | .37287 305 | | 28 | | 27 | | | | |
| DIV. I NON-CONF. | | | 1- 12 | | .07692 316 | | 0- 1 | | 233 | | 235 | | 312 | | .36192 312 | | 25 | | 25 | | | | |
| TOTALS | | RPI 1-25 | | RPI 26-50 | | W-L RECORDS | | RPI 51-100 | | RPI 101-150 | | RPI 150+ | | | | | | | | | | | |
| 5- 18 | | 0- 1 | | 0- 1 | | OVERALL | | 0- 2 | | 0- 2 | | 5- 12 | | | | | | | | | | | |
| 4- 5 | | 0- 0 | | 0- 0 | | HOME | | 0- 1 | | 0- 0 | | 4- 4 | | | | | | | | | | | |
| 1- 7 | | 0- 1 | | 0- 0 | | AWAY | | 0- 0 | | 0- 1 | | 1- 5 | | | | | | | | | | | |
| 0- 6 | | 0- 0 | | 0- 1 | | NEUTRAL | | 0- 1 | | 0- 1 | | 0- 3 | | | | | | | | | | | |
| 1- 12 | | 0- 1 | | 0- 1 | | NON-CONFERENCE | | 0- 1 | | 0- 2 | | 1- 7 | | | | | | | | | | | |
| 1- 1 | | 0- 0 | | 0- 0 | | HOME | | 0- 0 | | 0- 0 | | 1- 1 | | | | | | | | | | | |
| 0- 5 | | 0- 1 | | 0- 0 | | AWAY | | 0- 0 | | 0- 1 | | 0- 3 | | | | | | | | | | | |
| 0- 6 | | 0- 0 | | 0- 1 | | NEUTRAL | | 0- 1 | | 0- 1 | | 0- 3 | | | | | | | | | | | |
| 4- 6 | | 0- 0 | | 0- 0 | | CONFERENCE | | 0- 1 | | 0- 0 | | 4- 5 | | | | | | | | | | | |
| 3- 4 | | 0- 0 | | 0- 0 | | HOME | | 0- 1 | | 0- 0 | | 3- 3 | | | | | | | | | | | |
| 1- 2 | | 0- 0 | | 0- 0 | | AWAY | | 0- 0 | | 0- 0 | | 1- 2 | | | | | | | | | | | |
| 0- 0 | | 0- 0 | | 0- 0 | | NEUTRAL | | 0- 0 | | 0- 0 | | 0- 0 | | | | | | | | | | | |
| RPI | S | Opponent | | Score | | RPI | S | Opponent | | Score | | RPI | S | Opponent | | Score | | | | | | | |
| 18 | A | Purdue | | 0 3 | | 26 | N | Kansas | | 0 3 | | 66 | H | A&M-Corpus Christi | | 0 3 | | | | | | | |
| | | | | | | | | | | | | 90 | N | Xavier | | 0 3 | | | | | | | |
| | | | | | | | | | | | | | | 125 N Portland St. | | 0 3 | | | | | | | |
| | | | | | | | | | | | | | | 130 A Utah St. | | 1 3 | | | | | | | |
| | | | | | | | | | | | | | | 173 A South Ala. | | 2 3 | | | | | | | |
| | | | | | | | | | | | | | | 197 H Houston Baptist | | 2 3 | | | | | | | |
| | | | | | | | | | | | | | | 223 N FIU | | 2 3 | | | | | | | |
| | | | | | | | | | | | | | | 239 A Northwestern St. | | 3 2 | | | | | | | |
| | | | | | | | | | | | | | | 243 N Florida A&M | | 1 3 | | | | | | | |
| | | | | | | | | | | | | | | 248 H Incarnate Word | | 2 3 | | | | | | | |
| | | | | | | | | | | | | | | 255 A Central Ark. | | 0 3 | | | | | | | |
| | | | | | | | | | | | | | | 258 A Abilene Christian | | 1 3 | | | | | | | |
| | | | | | | | | | | | | | | 265 H Lamar University | | 3 2 | | | | | | | |
| | | | | | | | | | | | | | | 268 N UC Riverside | | 0 3 | | | | | | | |
| | | | | | | | | | | | | | | 273 H McNeese | | 3 1 | | | | | | | |
| | | | | | | | | | | | | | | 282 A UL Lafayette | | 0 3 | | | | | | | |
| | | | | | | | | | | | | | | 293 A Troy | | 0 3 | | | | | | | |
| | | | | | | | | | | | | | | 316 H Nicholls St. | | 3 1 | | | | | | | |
| | | | | | | | | | | | | | | 318 H New Orleans | | 2 3 | | | | | | | |
| | | | | | | | | | | | | | | 320 H Southern U. | | 3 1 | | | | | | | |
| | | | | | | | | | | | | | | 320 H Southern U. | | 1 3 | | | | | | | |
| LAST 10 GAMES | | | | | | | | | | | | | | | | | | | | | | | |
| 66 H A&M-Corpus Christi | | | | | | 0 3 | | | | | | 316 H Nicholls St. | | | | | | 3 1 | | | | | |
| 248 H Incarnate Word | | | | | | 2 3 | | | | | | 318 H New Orleans | | | | | | 2 3 | | | | | |
| 273 H McNeese | | | | | | 3 1 | | | | | | 282 A UL Lafayette | | | | | | 0 3 | | | | | |
| 239 A Northwestern St. | | | | | | 3 2 | | | | | | 258 A Abilene Christian | | | | | | 1 3 | | | | | |
| 255 A Central Ark. | | | | | | 0 3 | | | | | | 197 H Houston Baptist | | | | | | 2 3 | | | | | |

Non-Div. I Games:

Southeastern La.

| | | | | | | | | | | | | | | | | | | | | | |
|------------------|----------|--------------------|-----------------------|------------------|-------------------------|------------------------------|-------------|----------------|--------------|---------------------|---|----------------|--|--|---|---|-----------------------|--|--|---|---|
| Average RPI Win: | 321 | WON-LOST RECORD | WINNING PCT. RANK | LAST 10 GAMES | STRENGTH OF SCHEDULE | OPP. STRENGTH OF SCHEDULE | TEAM RPI | ADJ RPI | CONF. RPI | ADJ CONF. RPI | | | | | | | | | | | |
| DIV. I ONLY | | 4- 18 | .18182 306 | 2- 8 | 243 | 308 | 308 | .3727 306 | 27 | 28 | | | | | | | | | | | |
| DIV. I NON-CONF. | | 2- 10 | .16667 296 | 0- 0 | 299 | 311 | 320 | .33855 320 | 28 | 28 | | | | | | | | | | | |
| <hr/> | | | | | | | | | | | | | | | | | | | | | |
| TOTALS | RPI 1-25 | RPI 26-50 | | W-L RECORDS | RPI 51-100 | | RPI 101-150 | | RPI 150+ | | | | | | | | | | | | |
| 4- 18 | 0- 0 | 0- 0 | | OVERALL | 0- 0 | | 0- 3 | | 4- 15 | | | | | | | | | | | | |
| 2- 10 | 0- 0 | 0- 0 | | HOME | 0- 0 | | 0- 2 | | 2- 8 | | | | | | | | | | | | |
| 1- 6 | 0- 0 | 0- 0 | | AWAY | 0- 0 | | 0- 1 | | 1- 5 | | | | | | | | | | | | |
| 1- 2 | 0- 0 | 0- 0 | | NEUTRAL | 0- 0 | | 0- 0 | | 1- 2 | | | | | | | | | | | | |
| | | | | | | | | | | | | | | | | | | | | | |
| 2- 10 | 0- 0 | 0- 0 | | NON-CONFERENCE | 0- 0 | | 0- 1 | | 2- 9 | | | | | | | | | | | | |
| 1- 5 | 0- 0 | 0- 0 | | HOME | 0- 0 | | 0- 1 | | 1- 4 | | | | | | | | | | | | |
| 0- 3 | 0- 0 | 0- 0 | | AWAY | 0- 0 | | 0- 0 | | 0- 3 | | | | | | | | | | | | |
| 1- 2 | 0- 0 | 0- 0 | | NEUTRAL | 0- 0 | | 0- 0 | | 1- 2 | | | | | | | | | | | | |
| | | | | | | | | | | | | | | | | | | | | | |
| 2- 8 | 0- 0 | 0- 0 | | CONFERENCE | 0- 0 | | 0- 2 | | 2- 6 | | | | | | | | | | | | |
| 1- 5 | 0- 0 | 0- 0 | | HOME | 0- 0 | | 0- 1 | | 1- 4 | | | | | | | | | | | | |
| 1- 3 | 0- 0 | 0- 0 | | AWAY | 0- 0 | | 0- 1 | | 1- 2 | | | | | | | | | | | | |
| 0- 0 | 0- 0 | 0- 0 | | NEUTRAL | 0- 0 | | 0- 0 | | 0- 0 | | | | | | | | | | | | |
| RPI S | Opponent | Score | RPI S | Opponent | Score | RPI S | Opponent | Score | | | | | | | | | | | | | |
| | | | | | | | | | 110 H | Oakland | 0 | 3 | | | | | | | | | |
| | | | | | | | | | 135 A | American | 0 | 3 | | | | | | | | | |
| | | | | | | | | | 135 H | American | 0 | 3 | | | | | | | | | |
| | | | | | | | | | 158 H | Army West Point | 0 | 3 | | | | | | | | | |
| | | | | | | | | | 160 H | East Carolina | 1 | 3 | | | | | | | | | |
| | | | | | | | | | 164 N | Howard | 0 | 3 | | | | | | | | | |
| | | | | | | | | | 172 A | Duquesne | 0 | 3 | | | | | | | | | |
| | | | | | | | | | 183 A | Navy | 0 | 3 | | | | | | | | | |
| | | | | | | | | | 183 H | Navy | 1 | 3 | | | | | | | | | |
| | | | | | | | | | 186 H | Colgate | 2 | 3 | | | | | | | | | |
| | | | | | | | | | 204 A | Penn | 1 | 3 | | | | | | | | | |
| | | | | | | | | | 214 H | Cornell | 0 | 3 | | | | | | | | | |
| | | | | | | | | | 225 A | Lehigh | 1 | 3 | | | | | | | | | |
| | | | | | | | | | 253 A | Robert Morris | 2 | 3 | | | | | | | | | |
| | | | | | | | | | 276 H | Holy Cross | 0 | 3 | | | | | | | | | |
| | | | | | | | | | 292 N | George Mason | 2 | 3 | | | | | | | | | |
| | | | | | | | | | 307 A | Loyola Maryland | 3 | 1 | | | | | | | | | |
| | | | | | | | | | 309 H | Buffalo | 2 | 3 | | | | | | | | | |
| | | | | | | | | | 314 H | Canisius | 2 | 3 | | | | | | | | | |
| | | | | | | | | | 322 H | Lafayette | 3 | 0 | | | | | | | | | |
| | | | | | | | | | 325 H | Fairleigh Dickinson | 3 | 0 | | | | | | | | | |
| | | | | | | | | | 328 N | Coppin St. | 3 | 1 | | | | | | | | | |
| | | | | | | | | | | | | LAST 10 GAMES | | | | | | | | | |
| | | | | | | | | | | | | 135 H American | | | 0 | 3 | 158 H Army West Point | | | 0 | 3 |
| | | | | | | | | | | | | 183 H Navy | | | 1 | 3 | 322 H Lafayette | | | 3 | 0 |
| | | | 276 H Holy Cross | | | 0 | 3 | 225 A Lehigh | | | 1 | 3 | | | | | | | | | |
| | | | 186 H Colgate | | | 2 | 3 | 183 A Navy | | | 0 | 3 | | | | | | | | | |
| | | | 307 A Loyola Maryland | | | 3 | 1 | 135 A American | | | 0 | 3 | | | | | | | | | |

Non-Div. I Games:

Bucknell

| Average RPI Win: | 306 | WON-LOST RECORD | WINNING PCT. RANK | LAST 10 GAMES | STRENGTH OF SCHEDULE | OPP. STRENGTH OF SCHEDULE | TEAM RPI | ADJ RPI | CONF. RPI | ADJ CONF. RPI | |
|------------------|----------|-----------------|-------------------|----------------|----------------------|---------------------------|-------------|------------|-----------|----------------------|-------|
| DIV. I ONLY | | 5- 16 | .2381 289 | 2- 8 | 284 | 303 | 310 | .37226 307 | 27 | 28 | |
| DIV. I NON-CONF. | | 3- 8 | .27273 272 | 0- 0 | 268 | 309 | 295 | .3858 296 | 28 | 28 | |
| <hr/> | | | | | | | | | | | |
| TOTALS | RPI 1-25 | RPI 26-50 | | W-L RECORDS | RPI 51-100 | | RPI 101-150 | | RPI 150+ | | |
| 5- 16 | 0- 0 | 0- 0 | | OVERALL | 0- 1 | | 0- 2 | | 5- 13 | | |
| 0- 6 | 0- 0 | 0- 0 | | HOME | 0- 0 | | 0- 1 | | 0- 5 | | |
| 2- 7 | 0- 0 | 0- 0 | | AWAY | 0- 1 | | 0- 0 | | 2- 6 | | |
| 3- 3 | 0- 0 | 0- 0 | | NEUTRAL | 0- 0 | | 0- 1 | | 3- 2 | | |
| 3- 8 | 0- 0 | 0- 0 | | NON-CONFERENCE | 0- 1 | | 0- 1 | | 3- 6 | | |
| 0- 1 | 0- 0 | 0- 0 | | HOME | 0- 0 | | 0- 0 | | 0- 1 | | |
| 0- 4 | 0- 0 | 0- 0 | | AWAY | 0- 1 | | 0- 0 | | 0- 3 | | |
| 3- 3 | 0- 0 | 0- 0 | | NEUTRAL | 0- 0 | | 0- 1 | | 3- 2 | | |
| 2- 8 | 0- 0 | 0- 0 | | CONFERENCE | 0- 0 | | 0- 1 | | 2- 7 | | |
| 0- 5 | 0- 0 | 0- 0 | | HOME | 0- 0 | | 0- 1 | | 0- 4 | | |
| 2- 3 | 0- 0 | 0- 0 | | AWAY | 0- 0 | | 0- 0 | | 2- 3 | | |
| 0- 0 | 0- 0 | 0- 0 | | NEUTRAL | 0- 0 | | 0- 0 | | 0- 0 | | |
| RPI S | Opponent | Score | RPI S | Opponent | Score | RPI S | Opponent | Score | RPI S | Opponent | Score |
| | | | | | | 89 A | UConn | 0 3 | 124 N | Yale | 0 3 |
| | | | | | | | | | 135 H | American | 0 3 |
| | | | | | | | | | 158 A | Army West Point | 1 3 |
| | | | | | | | | | 164 A | Howard | 0 3 |
| | | | | | | | | | 183 A | Navy | 0 3 |
| | | | | | | | | | 186 H | Colgate | 0 3 |
| | | | | | | | | | 192 A | UMBC | 0 3 |
| | | | | | | | | | 225 A | Lehigh | 0 3 |
| | | | | | | | | | 225 H | Lehigh | 0 3 |
| | | | | | | | | | 241 H | George Washington | 1 3 |
| | | | | | | | | | 247 N | Bryant | 0 3 |
| | | | | | | | | | 276 A | Holy Cross | 3 1 |
| | | | | | | | | | 292 A | George Mason | 0 3 |
| | | | | | | | | | 296 N | Akron | 3 1 |
| | | | | | | | | | 306 H | Bucknell | 1 3 |
| | | | | | | | | | 308 N | Hampton | 2 3 |
| | | | | | | | | | 311 N | St. Francis Brooklyn | 3 1 |
| | | | | | | | | | 322 A | Lafayette | 3 2 |
| | | | | | | | | | 322 H | Lafayette | 2 3 |
| | | | | | | | | | 326 N | Delaware St. | 3 0 |
| LAST 10 GAMES | | | | | | | | | | | |
| | | | | | | 322 A | Lafayette | 3 2 | 306 H | Bucknell | 1 3 |
| | | | | | | 225 A | Lehigh | 0 3 | 158 A | Army West Point | 1 3 |
| | | | | | | 183 A | Navy | 0 3 | 276 A | Holy Cross | 3 1 |
| | | | | | | 135 H | American | 0 3 | 225 H | Lehigh | 0 3 |
| | | | | | | 186 H | Colgate | 0 3 | 322 H | Lafayette | 2 3 |

Non-Div. I Games:

Loyola Maryland

| Average RPI Win: | 320 | WON-LOST RECORD | WINNING PCT. RANK | LAST 10 GAMES | STRENGTH OF SCHEDULE | OPP. STRENGTH OF SCHEDULE | TEAM RPI | ADJ RPI | CONF. RPI | ADJ CONF. RPI | |
|-------------------|----------|-----------------|-------------------|----------------|----------------------|---------------------------|-------------|------------|-----------|-----------------|-------|
| Average RPI Loss: | 203 | | | | | | | | | | |
| DIV. I ONLY | | 5- 15 | .25 285 | 4- 6 | 288 | 302 | 306 | .3721 308 | 31 | 31 | |
| DIV. I NON-CONF. | | 1- 9 | .1 309 | 0- 1 | 109 | 268 | 276 | .41038 278 | 30 | 30 | |
| <hr/> | | | | | | | | | | | |
| TOTALS | RPI 1-25 | RPI 26-50 | | W-L RECORDS | RPI 51-100 | | RPI 101-150 | | RPI 150+ | | |
| 5- 15 | 0- 0 | 0- 0 | | OVERALL | 0- 1 | | 0- 3 | | 5- 11 | | |
| 3- 3 | 0- 0 | 0- 0 | | HOME | 0- 0 | | 0- 0 | | 3- 3 | | |
| 1- 7 | 0- 0 | 0- 0 | | AWAY | 0- 1 | | 0- 0 | | 1- 6 | | |
| 1- 5 | 0- 0 | 0- 0 | | NEUTRAL | 0- 0 | | 0- 3 | | 1- 2 | | |
| <hr/> | | | | | | | | | | | |
| 1- 9 | 0- 0 | 0- 0 | | NON-CONFERENCE | 0- 1 | | 0- 3 | | 1- 5 | | |
| 0- 0 | 0- 0 | 0- 0 | | HOME | 0- 0 | | 0- 0 | | 0- 0 | | |
| 0- 4 | 0- 0 | 0- 0 | | AWAY | 0- 1 | | 0- 0 | | 0- 3 | | |
| 1- 5 | 0- 0 | 0- 0 | | NEUTRAL | 0- 0 | | 0- 3 | | 1- 2 | | |
| <hr/> | | | | | | | | | | | |
| 4- 6 | 0- 0 | 0- 0 | | CONFERENCE | 0- 0 | | 0- 0 | | 4- 6 | | |
| 3- 3 | 0- 0 | 0- 0 | | HOME | 0- 0 | | 0- 0 | | 3- 3 | | |
| 1- 3 | 0- 0 | 0- 0 | | AWAY | 0- 0 | | 0- 0 | | 1- 3 | | |
| 0- 0 | 0- 0 | 0- 0 | | NEUTRAL | 0- 0 | | 0- 0 | | 0- 0 | | |
| <hr/> | | | | | | | | | | | |
| RPI S | Opponent | Score | RPI S | Opponent | Score | RPI S | Opponent | Score | RPI S | Opponent | Score |
| | | | | | | 55 A | Temple | 0 3 | 104 N | Northern Ariz. | 0 3 |
| | | | | | | | | | 112 N | ETSU | 0 3 |
| | | | | | | | | | 138 N | Radford | 0 3 |
| | | | | | | | | | 164 H | Howard | 0 3 |
| | | | | | | | | | 169 A | UNCG | 0 3 |
| | | | | | | | | | 170 A | Liberty | 0 3 |
| | | | | | | | | | 213 A | UMES | 0 3 |
| | | | | | | | | | 213 H | UMES | 1 3 |
| | | | | | | | | | 236 N | USC Upstate | 0 3 |
| | | | | | | | | | 247 N | Bryant | 0 3 |
| | | | | | | | | | 292 A | George Mason | 0 3 |
| | | | | | | | | | 301 A | N.C. A&T | 0 3 |
| | | | | | | | | | 307 N | Loyola Maryland | 3 2 |
| | | | | | | | | | 310 A | Morgan St. | 1 3 |
| | | | | | | | | | 310 H | Morgan St. | 3 1 |
| | | | | | | | | | 321 H | Norfolk St. | 2 3 |
| | | | | | | | | | 326 H | Delaware St. | 3 0 |
| | | | | | | | | | 328 A | Coppin St. | 3 2 |
| | | | | | | | | | 328 H | Coppin St. | 3 0 |
| <hr/> | | | | | | | | | | | |
| LAST 10 GAMES | | | | | | | | | | | |
| | | | | | | 328 H | Coppin St. | 3 0 | 213 H | UMES | 1 3 |
| | | | | | | 310 H | Morgan St. | 3 1 | 326 H | Delaware St. | 3 0 |
| | | | | | | 213 A | UMES | 0 3 | 328 A | Coppin St. | 3 2 |
| | | | | | | 321 H | Norfolk St. | 2 3 | 310 A | Morgan St. | 1 3 |
| | | | | | | 164 H | Howard | 0 3 | 292 A | George Mason | 0 3 |

Non-Div. I Games:

Hampton

| Average RPI Win: 272 | | WON-LOST | WINNING | LAST 10 | STRENGTH OF | | OPP. STRENGTH | TEAM | ADJ | CONF. | ADJ CONF. | |
|-----------------------|---|----------|-----------|-----------|-------------|----------------|---------------|------------|--------|-------------|-----------|----------|
| Average RPI Loss: 181 | | RECORD | PCT. RANK | GAMES | SCHEDULE | | OF SCHEDULE | RPI | RPI | RPI | RPI | |
| DIV. I ONLY | | 3- 20 | .13043 | 325 | 257 | | 210 | 312 | .37177 | 309 | 15 | 15 |
| DIV. I NON-CONF. | | 1- 12 | .07692 | 316 | 294 | | 244 | 321 | .33409 | 322 | 14 | 14 |
| <hr/> | | | | | | | | | | | | |
| TOTALS | | RPI 1-25 | | RPI 26-50 | | W-L RECORDS | | RPI 51-100 | | RPI 101-150 | | RPI 150+ |
| 3- 20 | | 0- 0 | | 0- 1 | | OVERALL | | 0- 2 | | 0- 3 | | 3- 14 |
| 1- 4 | | 0- 0 | | 0- 1 | | HOME | | 0- 0 | | 0- 1 | | 1- 2 |
| 2- 9 | | 0- 0 | | 0- 0 | | AWAY | | 0- 1 | | 0- 1 | | 2- 7 |
| 0- 7 | | 0- 0 | | 0- 0 | | NEUTRAL | | 0- 1 | | 0- 1 | | 0- 5 |
| 1- 12 | | 0- 0 | | 0- 0 | | NON-CONFERENCE | | 0- 1 | | 0- 1 | | 1- 10 |
| 0- 0 | | 0- 0 | | 0- 0 | | HOME | | 0- 0 | | 0- 0 | | 0- 0 |
| 1- 5 | | 0- 0 | | 0- 0 | | AWAY | | 0- 0 | | 0- 0 | | 1- 5 |
| 0- 7 | | 0- 0 | | 0- 0 | | NEUTRAL | | 0- 1 | | 0- 1 | | 0- 5 |
| 2- 8 | | 0- 0 | | 0- 1 | | CONFERENCE | | 0- 1 | | 0- 2 | | 2- 4 |
| 1- 4 | | 0- 0 | | 0- 1 | | HOME | | 0- 0 | | 0- 1 | | 1- 2 |
| 1- 4 | | 0- 0 | | 0- 0 | | AWAY | | 0- 1 | | 0- 1 | | 1- 2 |
| 0- 0 | | 0- 0 | | 0- 0 | | NEUTRAL | | 0- 0 | | 0- 0 | | 0- 0 |
| RPI | S | Opponent | | Score | | RPI | S | Opponent | | Score | | |
| | | | | | | | | | | | | |
| | | | | | | | | | | | | |
| | | | | | | | | | | | | |
| | | | | | | | | | | | | |
| | | | | | | | | | | | | |
| | | | | | | | | | | | | |
| | | | | | | | | | | | | |
| | | | | | | | | | | | | |
| | | | | | | | | | | | | |
| | | | | | | | | | | | | |
| | | | | | | | | | | | | |
| | | | | | | | | | | | | |
| | | | | | | | | | | | | |
| | | | | | | | | | | | | |
| | | | | | | | | | | | | |
| | | | | | | | | | | | | |
| | | | | | | | | | | | | |
| | | | | | | | | | | | | |
| | | | | | | | | | | | | |
| | | | | | | | | | | | | |
| | | | | | | | | | | | | |
| | | | | | | | | | | | | |
| | | | | | | | | | | | | |
| | | | | | | | | | | | | |
| | | | | | | | | | | | | |
| | | | | | | | | | | | | |
| | | | | | | | | | | | | |
| | | | | | | | | | | | | |
| | | | | | | | | | | | | |
| | | | | | | | | | | | | |
| | | | | | | | | | | | | |
| | | | | | | | | | | | | |
| | | | | | | | | | | | | |
| | | | | | | | | | | | | |
| | | | | | | | | | | | | |
| | | | | | | | | | | | | |
| | | | | | | | | | | | | |
| | | | | | | | | | | | | |
| | | | | | | | | | | | | |
| | | | | | | | | | | | | |
| | | | | | | | | | | | | |
| | | | | | | | | | | | | |
| | | | | | | | | | | | | |
| | | | | | | | | | | | | |
| | | | | | | | | | | | | |
| | | | | | | | | | | | | |
| | | | | | | | | | | | | |
| | | | | | | | | | | | | |
| | | | | | | | | | | | | |
| | | | | | | | | | | | | |
| | | | | | | | | | | | | |
| | | | | | | | | | | | | |
| | | | | | | | | | | | | |
| | | | | | | | | | | | | |
| | | | | | | | | | | | | |
| | | | | | | | | | | | | |
| | | | | | | | | | | | | |
| | | | | | | | | | | | | |
| | | | | | | | | | | | | |
| | | | | | | | | | | | | |
| | | | | | | | | | | | | |
| | | | | | | | | | | | | |
| | | | | | | | | | | | | |
| | | | | | | | | | | | | |
| | | | | | | | | | | | | |
| | | | | | | | | | | | | |

Non-Div. I Games:

Buffalo

| Average RPI Win: 321 | | WON-LOST | WINNING | LAST 10 | STRENGTH OF | | OPP. STRENGTH | TEAM | ADJ | CONF. | ADJ CONF. |
|-----------------------|--------------|-----------------|-----------|----------------|-------------|-------|---------------|-------|--------------------|--------|-----------|
| Average RPI Loss: 209 | | RECORD | PCT. RANK | GAMES | SCHEDULE | | OF SCHEDULE | RPI | RPI | RPI | RPI |
| DIV. I ONLY | | 5- 18 | .21739 | 296 | 5- 5 | | 276 | 296 | 311 | .37077 | 310 |
| DIV. I NON-CONF. | | 0- 14 | 0 | 322 | 0- 1 | | 149 | 267 | 309 | .36514 | 309 |
| TOTALS | | RPI 1-25 | RPI 26-50 | | W-L RECORDS | | RPI 51-100 | | RPI 101-150 | | RPI 150+ |
| 5- 18 | 0- 2 | 0- 0 | | OVERALL | | 0- 0 | | 0- 1 | | 5- 15 | |
| 3- 3 | 0- 0 | 0- 0 | | HOME | | 0- 0 | | 0- 1 | | 3- 2 | |
| 2- 6 | 0- 1 | 0- 0 | | AWAY | | 0- 0 | | 0- 0 | | 2- 5 | |
| 0- 9 | 0- 1 | 0- 0 | | NEUTRAL | | 0- 0 | | 0- 0 | | 0- 8 | |
| 0- 14 | 0- 2 | 0- 0 | | NON-CONFERENCE | | 0- 0 | | 0- 1 | | 0- 11 | |
| 0- 1 | 0- 0 | 0- 0 | | HOME | | 0- 0 | | 0- 1 | | 0- 0 | |
| 0- 4 | 0- 1 | 0- 0 | | AWAY | | 0- 0 | | 0- 0 | | 0- 3 | |
| 0- 9 | 0- 1 | 0- 0 | | NEUTRAL | | 0- 0 | | 0- 0 | | 0- 8 | |
| 5- 4 | 0- 0 | 0- 0 | | CONFERENCE | | 0- 0 | | 0- 0 | | 5- 4 | |
| 3- 2 | 0- 0 | 0- 0 | | HOME | | 0- 0 | | 0- 0 | | 3- 2 | |
| 2- 2 | 0- 0 | 0- 0 | | AWAY | | 0- 0 | | 0- 0 | | 2- 2 | |
| 0- 0 | 0- 0 | 0- 0 | | NEUTRAL | | 0- 0 | | 0- 0 | | 0- 0 | |
| RPI S | Opponent | Score | | RPI S | Opponent | Score | | RPI S | Opponent | Score | |
| 8 N | Florida | 0 | 3 | | | | | 135 H | American | 0 | 3 |
| 14 A | Michigan St. | 0 | 3 | | | | | 159 A | VCU | 0 | 3 |
| | | | | | | | | 164 H | Howard | 0 | 3 |
| | | | | | | | | 170 N | Liberty | 0 | 3 |
| | | | | | | | | 192 A | UMBC | 0 | 3 |
| | | | | | | | | 210 N | Central Mich. | 1 | 3 |
| | | | | | | | | 213 A | UMES | 0 | 3 |
| | | | | | | | | 250 N | Quinnipiac | 1 | 3 |
| | | | | | | | | 252 A | La Salle | 0 | 3 |
| | | | | | | | | 253 N | Robert Morris | 0 | 3 |
| | | | | | | | | 260 N | Middle Tenn. | 1 | 3 |
| | | | | | | | | 262 N | Winthrop | 0 | 3 |
| | | | | | | | | 290 H | Bethune-Cookman | 0 | 3 |
| | | | | | | | | 308 A | Hampton | 1 | 3 |
| | | | | | | | | 308 H | Hampton | 3 | 1 |
| | | | | | | | | 313 N | NJIT | 1 | 3 |
| | | | | | | | | 317 N | Saint Francis (PA) | 0 | 3 |
| | | | | | | | | 321 A | Norfolk St. | 3 | 2 |
| | | | | | | | | 321 H | Norfolk St. | 3 | 0 |
| | | | | | | | | 326 A | Delaware St. | 3 | 0 |
| | | | | | | | | 328 H | Coppin St. | 3 | 0 |
| LAST 10 GAMES | | | | | | | | | | | |
| | 321 A | Norfolk St. | 3 | 2 | | 213 A | UMES | 0 | 3 | | |
| | 308 A | Hampton | 1 | 3 | | 164 H | Howard | 0 | 3 | | |
| | 290 H | Bethune-Cookman | 0 | 3 | | 321 H | Norfolk St. | 3 | 0 | | |
| | 328 H | Coppin St. | 3 | 0 | | 308 H | Hampton | 3 | 1 | | |
| | 326 A | Delaware St. | 3 | 0 | | 159 A | VCU | 0 | 3 | | |

Non-Div. I Games:

Morgan St.

[illegible]

Non-Div. I Games:

St. Francis Brooklyn

| | | | | | | | | | | | | | |
|-------------------|----------|-----------|-----------|----------------|-------------|-----------------|-------|-------------|--------|----------------|-------|-----------------|-----|
| Average RPI Win: | 313 | WON-LOST | WINNING | LAST 10 | STRENGTH OF | OPP. STRENGTH | TEAM | ADJ | CONF. | ADJ CONF. | | | |
| Average RPI Loss: | 165 | RECORD | PCT. RANK | GAMES | SCHEDULE | OF SCHEDULE | RPI | RPI | RPI | RPI | | | |
| DIV. I ONLY | | 3- 20 | .13043 | 325 | 1- 9 | 270 | 196 | 313 | .37009 | 312 | 19 | 19 | |
| DIV. I NON-CONF. | | 2- 13 | .13333 | 305 | 0- 2 | 277 | 206 | 314 | .35928 | 315 | 15 | 15 | |
| <hr/> | | | | | | | | | | | | | |
| TOTALS | RPI 1-25 | RPI 26-50 | | W-L RECORDS | | RPI 51-100 | | RPI 101-150 | | RPI 150+ | | | |
| 3- 20 | 0- 0 | 0- 3 | | OVERALL | | 0- 2 | | 0- 3 | | 3- 12 | | | |
| 1- 4 | 0- 0 | 0- 0 | | HOME | | 0- 0 | | 0- 0 | | 1- 4 | | | |
| 0- 10 | 0- 0 | 0- 2 | | AWAY | | 0- 1 | | 0- 3 | | 0- 4 | | | |
| 2- 6 | 0- 0 | 0- 1 | | NEUTRAL | | 0- 1 | | 0- 0 | | 2- 4 | | | |
| <hr/> | | | | | | | | | | | | | |
| 2- 13 | 0- 0 | 0- 3 | | NON-CONFERENCE | | 0- 1 | | 0- 0 | | 2- 9 | | | |
| 0- 2 | 0- 0 | 0- 0 | | HOME | | 0- 0 | | 0- 0 | | 0- 2 | | | |
| 0- 5 | 0- 0 | 0- 2 | | AWAY | | 0- 0 | | 0- 0 | | 0- 3 | | | |
| 2- 6 | 0- 0 | 0- 1 | | NEUTRAL | | 0- 1 | | 0- 0 | | 2- 4 | | | |
| <hr/> | | | | | | | | | | | | | |
| 1- 7 | 0- 0 | 0- 0 | | CONFERENCE | | 0- 1 | | 0- 3 | | 1- 3 | | | |
| 1- 2 | 0- 0 | 0- 0 | | HOME | | 0- 0 | | 0- 0 | | 1- 2 | | | |
| 0- 5 | 0- 0 | 0- 0 | | AWAY | | 0- 1 | | 0- 3 | | 0- 1 | | | |
| 0- 0 | 0- 0 | 0- 0 | | NEUTRAL | | 0- 0 | | 0- 0 | | 0- 0 | | | |
| <hr/> | | | | | | | | | | | | | |
| RPI | S | Opponent | Score | RPI | S | Opponent | Score | RPI | S | Opponent | Score | | |
| | | | | 26 | A | Kansas | 0 3 | 73 | A | New Mexico St. | 0 3 | | |
| | | | | 40 | A | Colorado | 0 3 | 97 | N | Maryland | 0 3 | | |
| | | | | 50 | N | Colorado St. | 0 3 | | | | | | |
| | | | | | | | | | | 123 | A | UTRGV | 0 3 |
| | | | | | | | | | | 136 | A | Utah Valley | 0 3 |
| | | | | | | | | | | 143 | A | Seattle | 0 3 |
| | | | | | | | | | | 168 | H | Ill.-Chicago | 0 3 |
| | | | | | | | | | | 174 | N | Belmont | 0 3 |
| | | | | | | | | | | 178 | A | Memphis | 0 3 |
| | | | | | | | | | | 190 | H | CSU Bakersfield | 1 3 |
| | | | | | | | | | | 198 | N | Arkansas | 1 3 |
| | | | | | | | | | | 201 | A | UMKC | 0 3 |
| | | | | | | | | | | 201 | H | UMKC | 0 3 |
| | | | | | | | | | | 206 | H | Valparaiso | 0 3 |
| | | | | | | | | | | 254 | A | Alabama St. | 1 3 |
| | | | | | | | | | | 255 | N | Central Ark. | 1 3 |
| | | | | | | | | | | 291 | H | Grand Canyon | 3 2 |
| | | | | | | | | | | 293 | N | Troy | 1 3 |
| | | | | | | | | | | 303 | A | Western Ill. | 1 3 |
| | | | | | | | | | | 318 | N | New Orleans | 3 1 |
| | | | | | | | | | | 330 | N | Savannah St. | 3 0 |
| | | | | LAST 10 GAMES | | | | | | | | | |
| | | | | 201 | A | UMKC | 0 3 | 291 | H | Grand Canyon | 3 2 | | |
| | | | | 206 | H | Valparaiso | 0 3 | 143 | A | Seattle | 0 3 | | |
| | | | | 73 | A | New Mexico St. | 0 3 | 136 | A | Utah Valley | 0 3 | | |
| | | | | 123 | A | UTRGV | 0 3 | 201 | H | UMKC | 0 3 | | |
| | | | | 190 | H | CSU Bakersfield | 1 3 | 168 | H | Ill.-Chicago | 0 3 | | |

Non-Div. I Games:

Chicago St.

| Average RPI Win: 303 | | WON-LOST RECORD | WINNING PCT. RANK | | LAST 10 GAMES | | STRENGTH OF SCHEDULE | | OPP. STRENGTH OF SCHEDULE | | TEAM RPI | | ADJ RPI | | CONF. RPI | | ADJ CONF. RPI | |
|-----------------------|---|--------------------|----------------------|-----------|------------------|---------------------|-------------------------|------------|------------------------------|-------------|---------------|----------|------------|----------|----------------------|---------------|------------------|---|
| Average RPI Loss: 217 | | | | | | | | | | | | | | | | | | |
| DIV. I ONLY | | 9- 17 | .34615 | 254 | 1- 9 | | 319 | | 300 | | 309 | | .36864 | 313 | 17 | | 17 | |
| DIV. I NON-CONF. | | 8- 10 | .44444 | 203 | 0- 3 | | 330 | | 329 | | 308 | | .36083 | 313 | 18 | | 18 | |
| TOTALS | | RPI 1-25 | | RPI 26-50 | | W-L RECORDS | | RPI 51-100 | | RPI 101-150 | | RPI 150+ | | | | | | |
| 9- 17 | | 0- 0 | | 0- 0 | | OVERALL | | 0- 2 | | 0- 2 | | 9- 13 | | | | | | |
| 2- 3 | | 0- 0 | | 0- 0 | | HOME | | 0- 0 | | 0- 1 | | 2- 2 | | | | | | |
| 4- 10 | | 0- 0 | | 0- 0 | | AWAY | | 0- 2 | | 0- 1 | | 4- 7 | | | | | | |
| 3- 4 | | 0- 0 | | 0- 0 | | NEUTRAL | | 0- 0 | | 0- 0 | | 3- 4 | | | | | | |
| 8- 10 | | 0- 0 | | 0- 0 | | NON-CONFERENCE | | 0- 0 | | 0- 0 | | 8- 10 | | | | | | |
| 1- 1 | | 0- 0 | | 0- 0 | | HOME | | 0- 0 | | 0- 0 | | 1- 1 | | | | | | |
| 4- 5 | | 0- 0 | | 0- 0 | | AWAY | | 0- 0 | | 0- 0 | | 4- 5 | | | | | | |
| 3- 4 | | 0- 0 | | 0- 0 | | NEUTRAL | | 0- 0 | | 0- 0 | | 3- 4 | | | | | | |
| 1- 7 | | 0- 0 | | 0- 0 | | CONFERENCE | | 0- 2 | | 0- 2 | | 1- 3 | | | | | | |
| 1- 2 | | 0- 0 | | 0- 0 | | HOME | | 0- 0 | | 0- 1 | | 1- 1 | | | | | | |
| 0- 5 | | 0- 0 | | 0- 0 | | AWAY | | 0- 2 | | 0- 1 | | 0- 2 | | | | | | |
| 0- 0 | | 0- 0 | | 0- 0 | | NEUTRAL | | 0- 0 | | 0- 0 | | 0- 0 | | | | | | |
| RPI | S | Opponent | | Score | | RPI | S | Opponent | | Score | | RPI | S | Opponent | | Score | | |
| | | | | | | | | 63 | A | FGCU | 0 | 3 | 111 | A | Kennesaw St. | 0 | 3 | |
| | | | | | | | | 74 | A | Lipscomb | 0 | 3 | 134 | H | North Florida | 0 | 3 | |
| | | | | | | | | | | | | | 152 | N | Denver | 0 | 3 | |
| | | | | | | | | | | | | | 229 | H | Marist | 1 | 3 | |
| | | | | | | | | | | | | | 234 | H | Jacksonville | 1 | 3 | |
| | | | | | | | | | | | | | 236 | A | USC Upstate | 2 | 3 | |
| | | | | | | | | | | | | | 236 | H | USC Upstate | 3 | 1 | |
| | | | | | | | | | | | | | 238 | A | LIU Brooklyn | 1 | 3 | |
| | | | | | | | | | | | | | 238 | A | LIU Brooklyn | 0 | 3 | |
| | | | | | | | | | | | | | 250 | N | Quinnipiac | 0 | 3 | |
| | | | | | | | | | | | | | 250 | N | Quinnipiac | 1 | 3 | |
| | | | | | | | | | | | | | 252 | A | La Salle | 0 | 3 | |
| | | | | | | | | | | | | | 257 | A | Fordham | 3 | 2 | |
| | | | | | | | | | | | | | 285 | A | Stetson | 0 | 3 | |
| | | | | | | | | | | | | | 300 | N | Manhattan | 1 | 3 | |
| | | | | | | | | | | | | | 310 | N | Morgan St. | 3 | 1 | |
| | | | | | | | | | | | | | 311 | A | St. Francis Brooklyn | 3 | 0 | |
| | | | | | | | | | | | | | 311 | N | St. Francis Brooklyn | 3 | 2 | |
| | | | | | | | | | | | | | 315 | A | Iona | 0 | 3 | |
| | | | | | | | | | | | | | 317 | N | Saint Francis (PA) | 3 | 0 | |
| | | | | | | | | | | | | | 322 | A | Lafayette | 3 | 1 | |
| | | | | | | | | | | | | | 325 | A | Fairleigh Dickinson | 0 | 3 | |
| | | | | | | | | | | | | | 333 | A | Saint Peter's | 3 | 0 | |
| | | | | | | | | | | | | | 333 | H | Saint Peter's | 3 | 1 | |
| LAST 10 GAMES | | | | | | | | | | | | | | | | | | |
| | | | | 229 | H | Marist | 1 | 3 | 134 | H | North Florida | 0 | 3 | 333 | A | Saint Peter's | 3 | 0 |
| | | | | 236 | H | USC Upstate | 3 | 1 | 234 | H | Jacksonville | 1 | 3 | 333 | H | Saint Peter's | 3 | 1 |
| | | | | 325 | A | Fairleigh Dickinson | 0 | 3 | 285 | A | Stetson | 0 | 3 | | | | | |
| | | | | 111 | A | Kennesaw St. | 0 | 3 | 63 | A | FGCU | 0 | 3 | | | | | |
| | | | | 74 | A | Lipscomb | 0 | 3 | 315 | A | Iona | 0 | 3 | | | | | |

Non-Div. I Games:

NJIT

| | | | | | | | | | | | | | |
|-------------------|----------|-----------|-----------|----------------|-------------|---------------|---------------|-------------|-------|-----------|---------------------|---|---|
| Average RPI Win: | 319 | WON-LOST | WINNING | LAST 10 | STRENGTH OF | OPP. STRENGTH | TEAM | ADJ | CONF. | ADJ CONF. | | | |
| Average RPI Loss: | 228 | RECORD | PCT. RANK | GAMES | SCHEDULE | OF SCHEDULE | RPI | RPI | RPI | RPI | | | |
| DIV. I ONLY | 6- 14 | .3 | 264 | 4- 6 | 320 | 312 | 315 | .36151 | 314 | 30 | 30 | | |
| DIV. I NON-CONF. | 2- 7 | .22222 | 285 | 0- 0 | 309 | 266 | 315 | .35998 | 314 | 31 | 31 | | |
| <hr/> | | | | | | | | | | | | | |
| TOTALS | RPI 1-25 | RPI 26-50 | | W-L RECORDS | | RPI 51-100 | | RPI 101-150 | | RPI 150+ | | | |
| 6- 14 | 0- 0 | 0- 0 | | OVERALL | | 0- 1 | | 0- 0 | | 6- 13 | | | |
| 3- 2 | 0- 0 | 0- 0 | | HOME | | 0- 0 | | 0- 0 | | 3- 2 | | | |
| 2- 7 | 0- 0 | 0- 0 | | AWAY | | 0- 0 | | 0- 0 | | 2- 7 | | | |
| 1- 5 | 0- 0 | 0- 0 | | NEUTRAL | | 0- 1 | | 0- 0 | | 1- 4 | | | |
| <hr/> | | | | | | | | | | | | | |
| 2- 7 | 0- 0 | 0- 0 | | NON-CONFERENCE | | 0- 1 | | 0- 0 | | 2- 6 | | | |
| 0- 0 | 0- 0 | 0- 0 | | HOME | | 0- 0 | | 0- 0 | | 0- 0 | | | |
| 1- 2 | 0- 0 | 0- 0 | | AWAY | | 0- 0 | | 0- 0 | | 1- 2 | | | |
| 1- 5 | 0- 0 | 0- 0 | | NEUTRAL | | 0- 1 | | 0- 0 | | 1- 4 | | | |
| <hr/> | | | | | | | | | | | | | |
| 4- 7 | 0- 0 | 0- 0 | | CONFERENCE | | 0- 0 | | 0- 0 | | 4- 7 | | | |
| 3- 2 | 0- 0 | 0- 0 | | HOME | | 0- 0 | | 0- 0 | | 3- 2 | | | |
| 1- 5 | 0- 0 | 0- 0 | | AWAY | | 0- 0 | | 0- 0 | | 1- 5 | | | |
| 0- 0 | 0- 0 | 0- 0 | | NEUTRAL | | 0- 0 | | 0- 0 | | 0- 0 | | | |
| <hr/> | | | | | | | | | | | | | |
| RPI | S | Opponent | Score | RPI | S | Opponent | Score | RPI | S | Opponent | Score | | |
| | | | | | | | | | | | | | |
| | | | | | | 87 N | Towson | 0 | 3 | 155 A | Seton Hall | 0 | 3 |
| | | | | | | | | | | 160 N | East Carolina | 0 | 3 |
| | | | | | | | | | | 166 A | Fairfield | 0 | 3 |
| | | | | | | | | | | 207 N | Youngstown St. | 1 | 3 |
| | | | | | | | | | | 229 A | Marist | 2 | 3 |
| | | | | | | | | | | 241 N | George Washington | 0 | 3 |
| | | | | | | | | | | 250 A | Quinnipiac | 0 | 3 |
| | | | | | | | | | | 266 N | Eastern Ky. | 0 | 3 |
| | | | | | | | | | | 279 A | Rider | 1 | 3 |
| | | | | | | | | | | 279 H | Rider | 0 | 3 |
| | | | | | | | | | | 280 H | Niagara | 0 | 3 |
| | | | | | | | | | | 294 A | Siena | 0 | 3 |
| | | | | | | | | | | 296 A | Akron | 0 | 3 |
| | | | | | | | | | | 300 H | Manhattan | 3 | 2 |
| | | | | | | | | | | 306 A | Bucknell | 3 | 2 |
| | | | | | | | | | | 315 H | Iona | 3 | 2 |
| | | | | | | | | | | 325 N | Fairleigh Dickinson | 3 | 0 |
| | | | | | | | | | | 333 A | Saint Peter's | 3 | 1 |
| | | | | | | | | | | 333 H | Saint Peter's | 3 | 1 |
| <hr/> | | | | | | | | | | | | | |
| LAST 10 GAMES | | | | | | | | | | | | | |
| | | | | | | | | | | | | | |
| | | | | | | 333 A | Saint Peter's | 3 | 1 | 166 A | Fairfield | 0 | 3 |
| | | | | | | 279 A | Rider | 1 | 3 | 250 A | Quinnipiac | 0 | 3 |
| | | | | | | 280 H | Niagara | 0 | 3 | 279 H | Rider | 0 | 3 |
| | | | | | | 315 H | Iona | 3 | 2 | 333 H | Saint Peter's | 3 | 1 |
| | | | | | | 300 H | Manhattan | 3 | 2 | 294 A | Siena | 0 | 3 |

Non-Div. I Games:

Canisius

| Average RPI Win: | 313 | WON-LOST RECORD | WINNING PCT. RANK | LAST 10 GAMES | STRENGTH OF SCHEDULE | OPP. STRENGTH OF SCHEDULE | TEAM RPI | ADJ RPI | CONF. RPI | ADJ CONF. RPI | | | | | | | |
|-------------------|----------|-----------------|---------------------|----------------|----------------------|---------------------------|----------------------|---------|-----------------|---------------|-------|-----|--|--|---------------|--|--|
| Average RPI Loss: | 228 | | | | | | | | | | | | | | | | |
| DIV. I ONLY | 4- 20 | .16667 | 317 | 3- 7 | 260 | 315 | 314 | .36076 | 315 | 30 | 30 | | | | | | |
| DIV. I NON-CONF. | 2- 11 | .15385 | 300 | 1- 0 | 257 | 293 | 311 | .36497 | 310 | 31 | 31 | | | | | | |
| <hr/> | | | | | | | | | | | | | | | | | |
| TOTALS | RPI 1-25 | RPI 26-50 | | W-L RECORDS | RPI 51-100 | | RPI 101-150 | | RPI 150+ | | | | | | | | |
| 4- 20 | 0- 0 | 0- 0 | | OVERALL | 0- 1 | | 0- 1 | | 4- 18 | | | | | | | | |
| 3- 4 | 0- 0 | 0- 0 | | HOME | 0- 0 | | 0- 0 | | 3- 4 | | | | | | | | |
| 1- 10 | 0- 0 | 0- 0 | | AWAY | 0- 0 | | 0- 1 | | 1- 9 | | | | | | | | |
| 0- 6 | 0- 0 | 0- 0 | | NEUTRAL | 0- 1 | | 0- 0 | | 0- 5 | | | | | | | | |
| <hr/> | | | | | | | | | | | | | | | | | |
| 2- 11 | 0- 0 | 0- 0 | | NON-CONFERENCE | 0- 1 | | 0- 1 | | 2- 9 | | | | | | | | |
| 2- 1 | 0- 0 | 0- 0 | | HOME | 0- 0 | | 0- 0 | | 2- 1 | | | | | | | | |
| 0- 4 | 0- 0 | 0- 0 | | AWAY | 0- 0 | | 0- 1 | | 0- 3 | | | | | | | | |
| 0- 6 | 0- 0 | 0- 0 | | NEUTRAL | 0- 1 | | 0- 0 | | 0- 5 | | | | | | | | |
| <hr/> | | | | | | | | | | | | | | | | | |
| 2- 9 | 0- 0 | 0- 0 | | CONFERENCE | 0- 0 | | 0- 0 | | 2- 9 | | | | | | | | |
| 1- 3 | 0- 0 | 0- 0 | | HOME | 0- 0 | | 0- 0 | | 1- 3 | | | | | | | | |
| 1- 6 | 0- 0 | 0- 0 | | AWAY | 0- 0 | | 0- 0 | | 1- 6 | | | | | | | | |
| 0- 0 | 0- 0 | 0- 0 | | NEUTRAL | 0- 0 | | 0- 0 | | 0- 0 | | | | | | | | |
| <hr/> | | | | | | | | | | | | | | | | | |
| RPI S | Opponent | Score | RPI S | Opponent | Score | RPI S | Opponent | Score | RPI S | Opponent | Score | | | | | | |
| | | | | | | 98 N | Albany (NY) | 1 3 | 124 A | Yale | 0 3 | | | | | | |
| | | | | | | 166 A | Fairfield | 0 3 | | | | | | | | | |
| | | | | | | 166 H | Fairfield | 0 3 | | | | | | | | | |
| | | | | | | 183 N | Navy | 0 3 | | | | | | | | | |
| | | | | | | 187 H | St. John's (NY) | 0 3 | | | | | | | | | |
| | | | | | | 195 N | Rutgers | 1 3 | | | | | | | | | |
| | | | | | | 225 N | Lehigh | 2 3 | | | | | | | | | |
| | | | | | | 229 H | Marist | 1 3 | | | | | | | | | |
| | | | | | | 231 A | Central Conn. St. | 1 3 | | | | | | | | | |
| | | | | | | 240 A | Stony Brook | 1 3 | | | | | | | | | |
| | | | | | | 250 A | Quinnipiac | 0 3 | | | | | | | | | |
| | | | | | | 250 H | Quinnipiac | 1 3 | | | | | | | | | |
| | | | | | | 257 N | Fordham | 1 3 | | | | | | | | | |
| | | | | | | 266 N | Eastern Ky. | 0 3 | | | | | | | | | |
| | | | | | | 279 A | Rider | 1 3 | | | | | | | | | |
| | | | | | | 280 A | Niagara | 0 3 | | | | | | | | | |
| | | | | | | 294 H | Siena | 3 0 | | | | | | | | | |
| | | | | | | 300 A | Manhattan | 1 3 | | | | | | | | | |
| | | | | | | 311 H | St. Francis Brooklyn | 3 0 | | | | | | | | | |
| | | | | | | 313 H | NJIT | 3 0 | | | | | | | | | |
| | | | | | | 314 A | Canisius | 2 3 | | | | | | | | | |
| | | | | | | 317 A | Saint Francis (PA) | 0 3 | | | | | | | | | |
| | | | | | | 333 A | Saint Peter's | 3 1 | | | | | | | | | |
| | | | | | | | | | LAST 10 GAMES | | | | | | | | |
| | | | | | | | | | 166 H Fairfield | | | 0 3 | | | 280 A Niagara | | |
| | | | 250 H Quinnipiac | | | 1 3 | | | 294 H Siena | | | 3 0 | | | | | |
| | | | 279 A Rider | | | 1 3 | | | 229 H Marist | | | 1 3 | | | | | |
| | | | 333 A Saint Peter's | | | 3 1 | | | 313 H NJIT | | | 3 0 | | | | | |
| | | | 314 A Canisius | | | 2 3 | | | 166 A Fairfield | | | 0 3 | | | | | |

Non-Div. I Games:

Iona

| | | | | | | | | | | | |
|-------------------|----------|-----------|-----------|----------------|------------------------|---------------|----------|-------------|-------|-------------------|-------|
| Average RPI Win: | 316 | WON-LOST | WINNING | LAST 10 | STRENGTH OF | OPP. STRENGTH | TEAM | ADJ | CONF. | ADJ CONF. | |
| Average RPI Loss: | 218 | RECORD | PCT. RANK | GAMES | SCHEDULE | OF SCHEDULE | RPI | RPI | RPI | RPI | |
| DIV. I ONLY | 6- 20 | .23077 | 291 | 2- 8 | 308 | 295 | 317 | .35993 | 316 | 28 | 27 |
| DIV. I NON-CONF. | 5- 11 | .3125 | 253 | 1- 0 | 287 | 308 | 294 | .38861 | 292 | 25 | 25 |
| <hr/> | | | | | | | | | | | |
| TOTALS | RPI 1-25 | RPI 26-50 | | W-L RECORDS | | RPI 51-100 | | RPI 101-150 | | RPI 150+ | |
| 6- 20 | 0- 0 | 0- 0 | | OVERALL | | 0- 0 | | 0- 3 | | 6- 17 | |
| 1- 5 | 0- 0 | 0- 0 | | HOME | | 0- 0 | | 0- 0 | | 1- 5 | |
| 4- 7 | 0- 0 | 0- 0 | | AWAY | | 0- 0 | | 0- 2 | | 4- 5 | |
| 1- 8 | 0- 0 | 0- 0 | | NEUTRAL | | 0- 0 | | 0- 1 | | 1- 7 | |
| 5- 11 | 0- 0 | 0- 0 | | NON-CONFERENCE | | 0- 0 | | 0- 3 | | 5- 8 | |
| 1- 0 | 0- 0 | 0- 0 | | HOME | | 0- 0 | | 0- 0 | | 1- 0 | |
| 3- 3 | 0- 0 | 0- 0 | | AWAY | | 0- 0 | | 0- 2 | | 3- 1 | |
| 1- 8 | 0- 0 | 0- 0 | | NEUTRAL | | 0- 0 | | 0- 1 | | 1- 7 | |
| 1- 9 | 0- 0 | 0- 0 | | CONFERENCE | | 0- 0 | | 0- 0 | | 1- 9 | |
| 0- 5 | 0- 0 | 0- 0 | | HOME | | 0- 0 | | 0- 0 | | 0- 5 | |
| 1- 4 | 0- 0 | 0- 0 | | AWAY | | 0- 0 | | 0- 0 | | 1- 4 | |
| 0- 0 | 0- 0 | 0- 0 | | NEUTRAL | | 0- 0 | | 0- 0 | | 0- 0 | |
| RPI S | Opponent | Score | RPI S | Opponent | Score | RPI S | Opponent | Score | RPI S | Opponent | Score |
| | | | | | | | | | 111 N | Kennesaw St. | 0 3 |
| | | | | | | | | | 134 A | North Florida | 0 3 |
| | | | | | | | | | 150 A | Samford | 2 3 |
| | | | | | | | | | 161 A | Sam Houston St. | 0 3 |
| | | | | | | | | | 162 A | SFA | 1 3 |
| | | | | | | | | | 173 N | South Ala. | 0 3 |
| | | | | | | | | | 194 N | Mercer | 0 3 |
| | | | | | | | | | 197 H | Houston Baptist | 2 3 |
| | | | | | | | | | 216 N | Indiana St. | 0 3 |
| | | | | | | | | | 223 N | FIU | 1 3 |
| | | | | | | | | | 237 N | Air Force | 1 3 |
| | | | | | | | | | 239 H | Northwestern St. | 1 3 |
| | | | | | | | | | 245 N | Evansville | 1 3 |
| | | | | | | | | | 255 H | Central Ark. | 1 3 |
| | | | | | | | | | 258 H | Abilene Christian | 0 3 |
| | | | | | | | | | 265 H | Lamar University | 0 3 |
| | | | | | | | | | 273 A | McNeese | 1 3 |
| | | | | | | | | | 281 N | La.-Monroe | 1 3 |
| | | | | | | | | | 282 A | UL Lafayette | 3 1 |
| | | | | | | | | | 284 A | Jacksonville St. | 0 3 |
| | | | | | | | | | 305 A | Southeastern La. | 1 3 |
| | | | | | LAST 10 GAMES | | | | 318 A | New Orleans | 3 2 |
| | | | | | 197 H Houston Baptist | 2 3 | | | 319 N | Alabama A&M | 3 0 |
| | | | | | 265 H Lamar University | 0 3 | | | 320 A | Southern U. | 3 0 |
| | | | | | 318 A New Orleans | 3 2 | | | 320 H | Southern U. | 3 0 |
| | | | | | 273 A McNeese | 1 3 | | | 334 A | Mississippi Val. | 3 0 |
| | | | | | 305 A Southeastern La. | 1 3 | | | | | |
| | | | | | | | | | | | |
| | | | | | | | | | | | |
| | | | | | | | | | | | |
| | | | | | | | | | | | |
| | | | | | | | | | | | |
| | | | | | | | | | | | |
| | | | | | | | | | | | |
| | | | | | | | | | | | |
| | | | | | | | | | | | |
| | | | | | | | | | | | |
| | | | | | | | | | | | |
| | | | | | | | | | | | |
| | | | | | | | | | | | |
| | | | | | | | | | | | |
| | | | | | | | | | | | |
| | | | | | | | | | | | |
| | | | | | | | | | | | |
| | | | | | | | | | | | |
| | | | | | | | | | | | |
| | | | | | | | | | | | |
| | | | | | | | | | | | |
| | | | | | | | | | | | |
| | | | | | | | | | | | |
| | | | | | | | | | | | |
| | | | | | | | | | | | |
| | | | | | | | | | | | |
| | | | | | | | | | | | |
| | | | | | | | | | | | |
| | | | | | | | | | | | |
| | | | | | | | | | | | |
| | | | | | | | | | | | |
| | | | | | | | | | | | |
| | | | | | | | | | | | |
| | | | | | | | | | | | |
| | | | | | | | | | | | |
| | | | | | | | | | | | |
| | | | | | | | | | | | |
| | | | | | | | | | | | |
| | | | | | | | | | | | |
| | | | | | | | | | | | |
| | | | | | | | | | | | |
| | | | | | | | | | | | |
| | | | | | | | | | | | |
| | | | | | | | | | | | |
| | | | | | | | | | | | |
| | | | | | | | | | | | |
| | | | | | | | | | | | |
| | | | | | | | | | | | |
| | | | | | | | | | | | |
| | | | | | | | | | | | |

| | | | | | | | | | | | | |
|-------------------|----------|-----------|-----------|----------------|-------------|----------------------------|-------|----------------------------|--------|-----------|-------|----|
| Average RPI Win: | 316 | WON-LOST | WINNING | LAST 10 | STRENGTH OF | OPP. STRENGTH | TEAM | ADJ | CONF. | ADJ CONF. | | |
| Average RPI Loss: | 230 | RECORD | PCT. RANK | GAMES | SCHEDULE | OF SCHEDULE | RPI | RPI | RPI | RPI | | |
| DIV. I ONLY | | 4- 18 | .18182 | 306 | 0- 10 | 275 | 318 | 316 | .35886 | 317 | 29 | 29 |
| DIV. I NON-CONF. | | 4- 9 | .30769 | 256 | 0- 1 | 264 | 318 | 287 | .39473 | 287 | 29 | 29 |
| <hr/> | | | | | | | | | | | | |
| TOTALS | RPI 1-25 | RPI 26-50 | | W-L RECORDS | | RPI 51-100 | | RPI 101-150 | | RPI 150+ | | |
| 4- 18 | 0- 0 | 0- 0 | | OVERALL | | 0- 1 | | 0- 1 | | 4- 16 | | |
| 1- 6 | 0- 0 | 0- 0 | | HOME | | 0- 0 | | 0- 0 | | 1- 6 | | |
| 0- 8 | 0- 0 | 0- 0 | | AWAY | | 0- 0 | | 0- 1 | | 0- 7 | | |
| 3- 4 | 0- 0 | 0- 0 | | NEUTRAL | | 0- 1 | | 0- 0 | | 3- 3 | | |
| <hr/> | | | | | | | | | | | | |
| 4- 9 | 0- 0 | 0- 0 | | NON-CONFERENCE | | 0- 1 | | 0- 1 | | 4- 7 | | |
| 1- 2 | 0- 0 | 0- 0 | | HOME | | 0- 0 | | 0- 0 | | 1- 2 | | |
| 0- 3 | 0- 0 | 0- 0 | | AWAY | | 0- 0 | | 0- 1 | | 0- 2 | | |
| 3- 4 | 0- 0 | 0- 0 | | NEUTRAL | | 0- 1 | | 0- 0 | | 3- 3 | | |
| <hr/> | | | | | | | | | | | | |
| 0- 9 | 0- 0 | 0- 0 | | CONFERENCE | | 0- 0 | | 0- 0 | | 0- 9 | | |
| 0- 4 | 0- 0 | 0- 0 | | HOME | | 0- 0 | | 0- 0 | | 0- 4 | | |
| 0- 5 | 0- 0 | 0- 0 | | AWAY | | 0- 0 | | 0- 0 | | 0- 5 | | |
| 0- 0 | 0- 0 | 0- 0 | | NEUTRAL | | 0- 0 | | 0- 0 | | 0- 0 | | |
| <hr/> | | | | | | | | | | | | |
| RPI | S | Opponent | Score | RPI | S | Opponent | Score | RPI | S | Opponent | Score | |
| | | | | | | | | | | | | |
| | | | | | | 99 N Marshall | 0 3 | 107 A Toledo | | 1 | 3 | |
| | | | | | | | | 172 A Duquesne | | 0 | 3 | |
| | | | | | | | | 182 A Sacred Heart | | 0 | 3 | |
| | | | | | | | | 183 H Navy | | 0 | 3 | |
| | | | | | | | | 224 N Fort Wayne | | 1 | 3 | |
| | | | | | | | | 231 A Central Conn. St. | | 0 | 3 | |
| | | | | | | | | 231 H Central Conn. St. | | 2 | 3 | |
| | | | | | | | | 238 H LIU Brooklyn | | 2 | 3 | |
| | | | | | | | | 247 A Bryant | | 1 | 3 | |
| | | | | | | | | 247 H Bryant | | 1 | 3 | |
| | | | | | | | | 250 N Quinnipiac | | 1 | 3 | |
| | | | | | | | | 252 A La Salle | | 1 | 3 | |
| | | | | | | | | 253 A Robert Morris | | 0 | 3 | |
| | | | | | | | | 266 H Eastern Ky. | | 0 | 3 | |
| | | | | | | | | 309 N Buffalo | | 3 | 2 | |
| | | | | | | | | 310 N Morgan St. | | 3 | 0 | |
| | | | | | | | | 311 H St. Francis Brooklyn | | 0 | 3 | |
| | | | | | | | | 313 N NJIT | | 0 | 3 | |
| | | | | | | | | 315 H Iona | | 3 | 0 | |
| | | | | | | | | 325 A Fairleigh Dickinson | | 2 | 3 | |
| | | | | | | | | 328 N Coppin St. | | 3 | 0 | |
| <hr/> | | | | | | | | | | | | |
| LAST 10 GAMES | | | | | | | | | | | | |
| | | | | | | | | | | | | |
| | | | | | | 231 A Central Conn. St. | 0 3 | 325 A Fairleigh Dickinson | | 2 | 3 | |
| | | | | | | 247 A Bryant | 1 3 | 182 A Sacred Heart | | 0 | 3 | |
| | | | | | | 253 A Robert Morris | 0 3 | 231 H Central Conn. St. | | 2 | 3 | |
| | | | | | | 311 H St. Francis Brooklyn | 0 3 | 247 H Bryant | | 1 | 3 | |
| | | | | | | 238 H LIU Brooklyn | 2 3 | 183 H Navy | | 0 | 3 | |

Non-Div. I Games:

Saint Francis (PA)

| Average RPI Win: | 309 | WON-LOST RECORD | WINNING PCT. RANK | LAST 10 GAMES | STRENGTH OF SCHEDULE | OPP. STRENGTH OF SCHEDULE | TEAM RPI | ADJ RPI | CONF. RPI | ADJ CONF. RPI | |
|------------------|----------|-----------------|-------------------|--------------------|----------------------|---------------------------|--------------------|------------|-----------|-------------------|-------|
| DIV. I ONLY | | 4- 19 | .17391 312 | 1- 9 | 303 | 280 | 318 | .34516 318 | 28 | 27 | |
| DIV. I NON-CONF. | | 3- 10 | .23077 281 | 0- 0 | 265 | 280 | 299 | .37621 303 | 25 | 25 | |
| <hr/> | | | | | | | | | | | |
| TOTALS | RPI 1-25 | RPI 26-50 | | W-L RECORDS | RPI 51-100 | | RPI 101-150 | | RPI 150+ | | |
| 4- 19 | 0- 0 | 0- 2 | | OVERALL | 0- 2 | | 0- 1 | | 4- 14 | | |
| 0- 6 | 0- 0 | 0- 0 | | HOME | 0- 1 | | 0- 0 | | 0- 5 | | |
| 1- 8 | 0- 0 | 0- 2 | | AWAY | 0- 1 | | 0- 0 | | 1- 5 | | |
| 3- 5 | 0- 0 | 0- 0 | | NEUTRAL | 0- 0 | | 0- 1 | | 3- 4 | | |
| 3- 10 | 0- 0 | 0- 2 | | NON-CONFERENCE | 0- 1 | | 0- 1 | | 3- 6 | | |
| 0- 0 | 0- 0 | 0- 0 | | HOME | 0- 0 | | 0- 0 | | 0- 0 | | |
| 0- 5 | 0- 0 | 0- 2 | | AWAY | 0- 1 | | 0- 0 | | 0- 2 | | |
| 3- 5 | 0- 0 | 0- 0 | | NEUTRAL | 0- 0 | | 0- 1 | | 3- 4 | | |
| 1- 9 | 0- 0 | 0- 0 | | CONFERENCE | 0- 1 | | 0- 0 | | 1- 8 | | |
| 0- 6 | 0- 0 | 0- 0 | | HOME | 0- 1 | | 0- 0 | | 0- 5 | | |
| 1- 3 | 0- 0 | 0- 0 | | AWAY | 0- 0 | | 0- 0 | | 1- 3 | | |
| 0- 0 | 0- 0 | 0- 0 | | NEUTRAL | 0- 0 | | 0- 0 | | 0- 0 | | |
| RPI S | Opponent | Score | RPI S | Opponent | Score | RPI S | Opponent | Score | RPI S | Opponent | Score |
| | | | 40 A | Colorado | 0 3 | 63 A | FGCU | 0 3 | 142 N | Delaware | 1 3 |
| | | | 50 A | Colorado St. | 0 3 | 66 H | A&M-Corpus Christi | 1 3 | 159 N | VCU | 1 3 |
| | | | | | | | | | 168 N | Ill.-Chicago | 0 3 |
| | | | | | | | | | 197 H | Houston Baptist | 0 3 |
| | | | | | | | | | 239 A | Northwestern St. | 0 3 |
| | | | | | | | | | 248 H | Incarnate Word | 0 3 |
| | | | | | | | | | 255 A | Central Ark. | 0 3 |
| | | | | | | | | | 258 A | Abilene Christian | 1 3 |
| | | | | | | | | | 265 H | Lamar University | 1 3 |
| | | | | | | | | | 272 N | Louisiana Tech | 3 1 |
| | | | | | | | | | 273 H | McNeese | 1 3 |
| | | | | | | | | | 284 A | Jacksonville St. | 2 3 |
| | | | | | | | | | 287 N | UAB | 0 3 |
| | | | | | | | | | 299 A | Southeast Mo. St. | 1 3 |
| | | | | | | | | | 305 A | Southeastern La. | 3 2 |
| | | | | | | | | | 312 N | Chicago St. | 1 3 |
| | | | | | | | | | 316 H | Nicholls St. | 2 3 |
| | | | | | | | | | 324 N | Jackson St. | 3 0 |
| | | | | | | | | | 334 N | Mississippi Val. | 3 0 |
| LAST 10 GAMES | | | | | | | | | | | |
| | | | 248 H | Incarnate Word | 0 3 | 305 A | Southeastern La. | 3 2 | | | |
| | | | 66 H | A&M-Corpus Christi | 1 3 | 273 H | McNeese | 1 3 | | | |
| | | | 316 H | Nicholls St. | 2 3 | 258 A | Abilene Christian | 1 3 | | | |
| | | | 255 A | Central Ark. | 0 3 | 265 H | Lamar University | 1 3 | | | |
| | | | 239 A | Northwestern St. | 0 3 | 197 H | Houston Baptist | 0 3 | | | |

Non-Div. I Games:

New Orleans

| Average RPI Win: 323 | | WON-LOST RECORD | | WINNING PCT. RANK | | LAST 10 GAMES | | STRENGTH OF SCHEDULE | | OPP. STRENGTH OF SCHEDULE | | TEAM RPI | | ADJ RPI | | CONF. RPI | | ADJ CONF. RPI | |
|-----------------------|---|-----------------|--|-------------------|--|----------------|---|----------------------|--|---------------------------|--|----------|---|------------|--|-----------|--|---------------|--|
| Average RPI Loss: 243 | | | | | | | | | | | | | | | | | | | |
| DIV. I ONLY | | 7- 17 | | .29167 268 | | 6- 4 | | 323 | | 327 | | 320 | | .34199 319 | | 32 | | 32 | |
| DIV. I NON-CONF. | | 1- 13 | | .07143 318 | | 0- 1 | | 300 | | 299 | | 326 | | .31703 325 | | 32 | | 32 | |
| TOTALS | | RPI 1-25 | | RPI 26-50 | | W-L RECORDS | | RPI 51-100 | | RPI 101-150 | | RPI 150+ | | | | | | | |
| 7- 17 | | 0- 0 | | 0- 0 | | OVERALL | | 0- 1 | | 0- 1 | | 7- 15 | | | | | | | |
| 4- 1 | | 0- 0 | | 0- 0 | | HOME | | 0- 0 | | 0- 0 | | 4- 1 | | | | | | | |
| 2- 8 | | 0- 0 | | 0- 0 | | AWAY | | 0- 0 | | 0- 0 | | 2- 8 | | | | | | | |
| 1- 8 | | 0- 0 | | 0- 0 | | NEUTRAL | | 0- 1 | | 0- 1 | | 1- 6 | | | | | | | |
| 1- 13 | | 0- 0 | | 0- 0 | | NON-CONFERENCE | | 0- 1 | | 0- 1 | | 1- 11 | | | | | | | |
| 0- 1 | | 0- 0 | | 0- 0 | | HOME | | 0- 0 | | 0- 0 | | 0- 1 | | | | | | | |
| 0- 4 | | 0- 0 | | 0- 0 | | AWAY | | 0- 0 | | 0- 0 | | 0- 4 | | | | | | | |
| 1- 8 | | 0- 0 | | 0- 0 | | NEUTRAL | | 0- 1 | | 0- 1 | | 1- 6 | | | | | | | |
| 6- 4 | | 0- 0 | | 0- 0 | | CONFERENCE | | 0- 0 | | 0- 0 | | 6- 4 | | | | | | | |
| 4- 0 | | 0- 0 | | 0- 0 | | HOME | | 0- 0 | | 0- 0 | | 4- 0 | | | | | | | |
| 2- 4 | | 0- 0 | | 0- 0 | | AWAY | | 0- 0 | | 0- 0 | | 2- 4 | | | | | | | |
| 0- 0 | | 0- 0 | | 0- 0 | | NEUTRAL | | 0- 0 | | 0- 0 | | 0- 0 | | | | | | | |
| RPI | S | Opponent | | Score | | RPI | S | Opponent | | Score | | RPI | S | Opponent | | Score | | | |
| | | | | | | | | | | | | | | | | | | | |
| | | | | | | | | | | | | | | | | | | | |
| | | | | | | | | | | | | | | | | | | | |
| | | | | | | | | | | | | | | | | | | | |
| | | | | | | | | | | | | | | | | | | | |
| | | | | | | | | | | | | | | | | | | | |
| | | | | | | | | | | | | | | | | | | | |
| | | | | | | | | | | | | | | | | | | | |
| | | | | | | | | | | | | | | | | | | | |
| | | | | | | | | | | | | | | | | | | | |
| | | | | | | | | | | | | | | | | | | | |
| | | | | | | | | | | | | | | | | | | | |
| | | | | | | | | | | | | | | | | | | | |
| | | | | | | | | | | | | | | | | | | | |
| | | | | | | | | | | | | | | | | | | | |
| | | | | | | | | | | | | | | | | | | | |
| | | | | | | | | | | | | | | | | | | | |
| | | | | | | | | | | | | | | | | | | | |
| | | | | | | | | | | | | | | | | | | | |
| | | | | | | | | | | | | | | | | | | | |
| | | | | | | | | | | | | | | | | | | | |
| | | | | | | | | | | | | | | | | | | | |
| | | | | | | | | | | | | | | | | | | | |
| | | | | | | | | | | | | | | | | | | | |
| | | | | | | | | | | | | | | | | | | | |
| | | | | | | | | | | | | | | | | | | | |
| | | | | | | | | | | | | | | | | | | | |
| | | | | | | | | | | | | | | | | | | | |
| | | | | | | | | | | | | | | | | | | | |
| | | | | | | | | | | | | | | | | | | | |
| | | | | | | | | | | | | | | | | | | | |
| | | | | | | | | | | | | | | | | | | | |
| | | | | | | | | | | | | | | | | | | | |
| | | | | | | | | | | | | | | | | | | | |
| | | | | | | | | | | | | | | | | | | | |
| | | | | | | | | | | | | | | | | | | | |
| | | | | | | | | | | | | | | | | | | | |

Non-Div. I Games:

Alabama A&M

| Average RPI Win: 322 | | WON-LOST | WINNING | LAST 10 | STRENGTH OF | | OPP. STRENGTH | TEAM | ADJ | CONF. | ADJ CONF. |
|-----------------------|----------|----------|-----------|----------------|-------------|-------|------------------|-------|-------------|------------------|-----------|
| Average RPI Loss: 247 | | RECORD | PCT. RANK | GAMES | SCHEDULE | | OF SCHEDULE | RPI | RPI | RPI | RPI |
| DIV. I ONLY | | 7- 11 | .38889 | 232 | 6- 4 | | 333 | 330 | 319 | .33787 | 320 |
| DIV. I NON-CONF. | | 1- 7 | .125 | 306 | 0- 0 | | 308 | 304 | 324 | .32119 | 324 |
| TOTALS | | RPI 1-25 | RPI 26-50 | | W-L RECORDS | | RPI 51-100 | | RPI 101-150 | | RPI 150+ |
| 7- 11 | 0- 0 | 0- 0 | | OVERALL | | 0- 1 | | 0- 2 | | 7- 8 | |
| 3- 3 | 0- 0 | 0- 0 | | HOME | | 0- 0 | | 0- 0 | | 3- 3 | |
| 4- 6 | 0- 0 | 0- 0 | | AWAY | | 0- 0 | | 0- 1 | | 4- 5 | |
| 0- 2 | 0- 0 | 0- 0 | | NEUTRAL | | 0- 1 | | 0- 1 | | 0- 0 | |
| 1- 7 | 0- 0 | 0- 0 | | NON-CONFERENCE | | 0- 1 | | 0- 2 | | 1- 4 | |
| 0- 1 | 0- 0 | 0- 0 | | HOME | | 0- 0 | | 0- 0 | | 0- 1 | |
| 1- 4 | 0- 0 | 0- 0 | | AWAY | | 0- 0 | | 0- 1 | | 1- 3 | |
| 0- 2 | 0- 0 | 0- 0 | | NEUTRAL | | 0- 1 | | 0- 1 | | 0- 0 | |
| 6- 4 | 0- 0 | 0- 0 | | CONFERENCE | | 0- 0 | | 0- 0 | | 6- 4 | |
| 3- 2 | 0- 0 | 0- 0 | | HOME | | 0- 0 | | 0- 0 | | 3- 2 | |
| 3- 2 | 0- 0 | 0- 0 | | AWAY | | 0- 0 | | 0- 0 | | 3- 2 | |
| 0- 0 | 0- 0 | 0- 0 | | NEUTRAL | | 0- 0 | | 0- 0 | | 0- 0 | |
| RPI S | Opponent | Score | RPI S | Opponent | Score | RPI S | Opponent | Score | RPI S | Opponent | Score |
| | | | | | | 73 N | New Mexico St. | 0 3 | 117 A | Southern Miss. | 0 3 |
| | | | | | | | | | 140 N | Austin Peay | 0 3 |
| | | | | | | | | | 254 H | Alabama St. | 0 3 |
| | | | | | | | | | 259 A | Texas Southern | 0 3 |
| | | | | | | | | | 293 A | Troy | 0 3 |
| | | | | | | | | | 302 A | Prairie View | 3 2 |
| | | | | | | | | | 305 A | Southeastern La. | 1 3 |
| | | | | | | | | | 305 A | Southeastern La. | 3 1 |
| | | | | | | | | | 316 A | Nicholls St. | 0 3 |
| | | | | | | | | | 316 H | Nicholls St. | 0 3 |
| | | | | | | | | | 319 H | Alabama A&M | 3 2 |
| | | | | | | | | | 323 A | Ark.-Pine Bluff | 2 3 |
| | | | | | | | | | 324 H | Jackson St. | 1 3 |
| | | | | | | | | | 329 A | Grambling | 3 0 |
| | | | | | | | | | 331 A | Alcorn | 3 0 |
| | | | | | | | | | 331 H | Alcorn | 3 1 |
| | | | | | | | | | 334 H | Mississippi Val. | 3 0 |
| LAST 10 GAMES | | | | | | | | | | | |
| | | | | | | 331 H | Alcorn | 3 1 | 329 A | Grambling | 3 0 |
| | | | | | | 259 A | Texas Southern | 0 3 | 323 A | Ark.-Pine Bluff | 2 3 |
| | | | | | | 302 A | Prairie View | 3 2 | 331 A | Alcorn | 3 0 |
| | | | | | | 334 H | Mississippi Val. | 3 0 | 254 H | Alabama St. | 0 3 |
| | | | | | | 324 H | Jackson St. | 1 3 | 319 H | Alabama A&M | 3 2 |

Non-Div. I Games:

Southern U.

| Average RPI Win: 320 | | WON-LOST RECORD | | WINNING PCT. RANK | | LAST 10 GAMES | | STRENGTH OF SCHEDULE | | OPP. STRENGTH OF SCHEDULE | | TEAM RPI | | ADJ RPI | | CONF. RPI | | ADJ CONF. RPI | |
|-----------------------|----------|-----------------|--|-------------------|----------|----------------|--------------|----------------------|----------|---------------------------|--|----------|----------------------|------------|---|-----------|--|---------------|--|
| Average RPI Loss: 240 | | | | | | | | | | | | | | | | | | | |
| DIV. I ONLY | | 6- 15 | | .28571 271 | | 5- 5 | | 327 | | 317 | | 321 | | .33725 321 | | 31 | | 31 | |
| DIV. I NON-CONF. | | 0- 9 | | 0 322 | | 0- 0 | | 105 | | 320 | | 304 | | .37598 304 | | 30 | | 30 | |
| TOTALS | | RPI 1-25 | | RPI 26-50 | | W-L RECORDS | | RPI 51-100 | | RPI 101-150 | | RPI 150+ | | | | | | | |
| 6- 15 | | 0- 0 | | 0- 0 | | OVERALL | | 0- 0 | | 0- 2 | | 6- 13 | | | | | | | |
| 2- 3 | | 0- 0 | | 0- 0 | | HOME | | 0- 0 | | 0- 0 | | 2- 3 | | | | | | | |
| 3- 5 | | 0- 0 | | 0- 0 | | AWAY | | 0- 0 | | 0- 1 | | 3- 4 | | | | | | | |
| 1- 7 | | 0- 0 | | 0- 0 | | NEUTRAL | | 0- 0 | | 0- 1 | | 1- 6 | | | | | | | |
| 0- 9 | | 0- 0 | | 0- 0 | | NON-CONFERENCE | | 0- 0 | | 0- 2 | | 0- 7 | | | | | | | |
| 0- 0 | | 0- 0 | | 0- 0 | | HOME | | 0- 0 | | 0- 0 | | 0- 0 | | | | | | | |
| 0- 2 | | 0- 0 | | 0- 0 | | AWAY | | 0- 0 | | 0- 1 | | 0- 1 | | | | | | | |
| 0- 7 | | 0- 0 | | 0- 0 | | NEUTRAL | | 0- 0 | | 0- 1 | | 0- 6 | | | | | | | |
| 6- 6 | | 0- 0 | | 0- 0 | | CONFERENCE | | 0- 0 | | 0- 0 | | 6- 6 | | | | | | | |
| 2- 3 | | 0- 0 | | 0- 0 | | HOME | | 0- 0 | | 0- 0 | | 2- 3 | | | | | | | |
| 3- 3 | | 0- 0 | | 0- 0 | | AWAY | | 0- 0 | | 0- 0 | | 3- 3 | | | | | | | |
| 1- 0 | | 0- 0 | | 0- 0 | | NEUTRAL | | 0- 0 | | 0- 0 | | 1- 0 | | | | | | | |
| RPI S | Opponent | Score | | RPI S | Opponent | Score | | RPI S | Opponent | Score | | RPI S | Opponent | Score | | | | | |
| | | | | | | | | | | | | 135 N | American | 0 | | 3 | | | |
| | | | | | | | | | | | | 138 A | Radford | 0 | | 3 | | | |
| | | | | | | | | | | | | 177 A | Elon | 0 | | 3 | | | |
| | | | | | | | | | | | | 183 N | Navy | 0 | | 3 | | | |
| | | | | | | | | | | | | 192 N | UMBC | 0 | | 3 | | | |
| | | | | | | | | | | | | 213 A | UMES | 0 | | 3 | | | |
| | | | | | | | | | | | | 213 H | UMES | 1 | | 3 | | | |
| | | | | | | | | | | | | 220 N | Wofford | 0 | | 3 | | | |
| | | | | | | | | | | | | 275 N | Gardner-Webb | 0 | | 3 | | | |
| | | | | | | | | | | | | 295 N | Appalachian St. | 0 | | 3 | | | |
| | | | | | | | | | | | | 301 A | N.C. A&T | 0 | | 3 | | | |
| | | | | | | | | | | | | 301 H | N.C. A&T | 3 | | 2 | | | |
| | | | | | | | | | | | | 308 A | Hampton | 3 | | 2 | | | |
| | | | | | | | | | | | | 310 A | Morgan St. | 0 | | 3 | | | |
| | | | | | | | | | | | | 310 H | Morgan St. | 2 | | 3 | | | |
| | | | | | | | | | | | | 311 N | St. Francis Brooklyn | 0 | | 3 | | | |
| | | | | | | | | | | | | 326 A | Delaware St. | 3 | | 0 | | | |
| | | | | | | | | | | | | 326 H | Delaware St. | 3 | | 1 | | | |
| | | | | | | | | | | | | 328 A | Coppin St. | 3 | | 2 | | | |
| | | | | | | | | | | | | 328 H | Coppin St. | 2 | | 3 | | | |
| | | | | | | | | | | | | 332 N | South Carolina St. | 3 | | 0 | | | |
| LAST 10 GAMES | | | | | | | | | | | | | | | | | | | |
| | | | | | | 310 H | Morgan St. | 2 | 3 | | | 301 A | N.C. A&T | 0 | 3 | | | | |
| | | | | | | 328 H | Coppin St. | 2 | 3 | | | 326 H | Delaware St. | 3 | 1 | | | | |
| | | | | | | 326 A | Delaware St. | 3 | 0 | | | 213 H | UMES | 1 | 3 | | | | |
| | | | | | | 308 A | Hampton | 3 | 2 | | | 310 A | Morgan St. | 0 | 3 | | | | |
| | | | | | | 301 H | N.C. A&T | 3 | 2 | | | 328 A | Coppin St. | 3 | 2 | | | | |

Non-Div. I Games:

Norfolk St.

| | | | | | | | | | | | | |
|-----------------------|----------|---------------|-----------|----------------|-------------|-----------------------|-------|-------------|--------|----------------------|-------|----|
| Average RPI Win: | 322 | WON-LOST | WINNING | LAST 10 | STRENGTH OF | OPP. STRENGTH | TEAM | ADJ | CONF. | ADJ CONF. | | |
| Average RPI Loss: | 233 | RECORD | PCT. RANK | GAMES | SCHEDULE | OF SCHEDULE | RPI | RPI | RPI | RPI | | |
| DIV. I ONLY | | 3- 18 | .14286 | 321 | 1- 9 | 304 | 311 | 322 | .32811 | 322 | 27 | 28 |
| DIV. I NON-CONF. | | 2- 8 | .2 | 289 | 0- 0 | 329 | 328 | 332 | .30508 | 331 | 28 | 28 |
| <hr/> | | | | | | | | | | | | |
| TOTALS | RPI 1-25 | RPI 26-50 | | W-L RECORDS | | RPI 51-100 | | RPI 101-150 | | RPI 150+ | | |
| 3- 18 | 0- 0 | 0- 0 | | OVERALL | | 0- 0 | | 0- 2 | | 3- 16 | | |
| 2- 10 | 0- 0 | 0- 0 | | HOME | | 0- 0 | | 0- 1 | | 2- 9 | | |
| 1- 6 | 0- 0 | 0- 0 | | AWAY | | 0- 0 | | 0- 1 | | 1- 5 | | |
| 0- 2 | 0- 0 | 0- 0 | | NEUTRAL | | 0- 0 | | 0- 0 | | 0- 2 | | |
| <hr/> | | | | | | | | | | | | |
| 2- 8 | 0- 0 | 0- 0 | | NON-CONFERENCE | | 0- 0 | | 0- 0 | | 2- 8 | | |
| 2- 5 | 0- 0 | 0- 0 | | HOME | | 0- 0 | | 0- 0 | | 2- 5 | | |
| 0- 1 | 0- 0 | 0- 0 | | AWAY | | 0- 0 | | 0- 0 | | 0- 1 | | |
| 0- 2 | 0- 0 | 0- 0 | | NEUTRAL | | 0- 0 | | 0- 0 | | 0- 2 | | |
| <hr/> | | | | | | | | | | | | |
| 1- 10 | 0- 0 | 0- 0 | | CONFERENCE | | 0- 0 | | 0- 2 | | 1- 8 | | |
| 0- 5 | 0- 0 | 0- 0 | | HOME | | 0- 0 | | 0- 1 | | 0- 4 | | |
| 1- 5 | 0- 0 | 0- 0 | | AWAY | | 0- 0 | | 0- 1 | | 1- 4 | | |
| 0- 0 | 0- 0 | 0- 0 | | NEUTRAL | | 0- 0 | | 0- 0 | | 0- 0 | | |
| <hr/> | | | | | | | | | | | | |
| RPI | S | Opponent | Score | RPI | S | Opponent | Score | RPI | S | Opponent | Score | |
| | | | | | | | | 135 | A | American | 0 | 3 |
| | | | | | | | | 135 | H | American | 0 | 3 |
| | | | | | | | | 158 | H | Army West Point | 0 | 3 |
| | | | | | | | | 164 | N | Howard | 1 | 3 |
| | | | | | | | | 183 | A | Navy | 0 | 3 |
| | | | | | | | | 186 | A | Colgate | 0 | 3 |
| | | | | | | | | 204 | A | Penn | 1 | 3 |
| | | | | | | | | 221 | H | Providence | 0 | 3 |
| | | | | | | | | 225 | A | Lehigh | 0 | 3 |
| | | | | | | | | 225 | H | Lehigh | 2 | 3 |
| | | | | | | | | 252 | H | La Salle | 0 | 3 |
| | | | | | | | | 276 | H | Holy Cross | 1 | 3 |
| | | | | | | | | 292 | N | George Mason | 1 | 3 |
| | | | | | | | | 300 | H | Manhattan | 1 | 3 |
| | | | | | | | | 306 | A | Bucknell | 0 | 3 |
| | | | | | | | | 307 | A | Loyola Maryland | 3 | 2 |
| | | | | | | | | 307 | H | Loyola Maryland | 2 | 3 |
| | | | | | | | | 311 | H | St. Francis Brooklyn | 1 | 3 |
| | | | | | | | | 313 | H | NJIT | 1 | 3 |
| | | | | | | | | 325 | H | Fairleigh Dickinson | 3 | 1 |
| 333 | H | Saint Peter's | 3 | 0 | | | | | | | | |
| LAST 10 GAMES | | | | | | | | | | | | |
| 307 H Loyola Maryland | | | | 2 | 3 | 158 H Army West Point | | | | 0 | 3 | |
| 135 H American | | | | 0 | 3 | 276 H Holy Cross | | | | 1 | 3 | |
| 225 H Lehigh | | | | 2 | 3 | 306 A Bucknell | | | | 0 | 3 | |
| 186 A Colgate | | | | 0 | 3 | 135 A American | | | | 0 | 3 | |
| 183 A Navy | | | | 0 | 3 | 307 A Loyola Maryland | | | | 3 | 2 | |

Non-Div. I Games:

Lafayette

| | | | | | | | | | | | |
|-------------------|----------|-----------|-----------|----------------|-------------|---------------|-------|-------------|-------|-----------|-------|
| Average RPI Win: | 329 | WON-LOST | WINNING | LAST 10 | STRENGTH OF | OPP. STRENGTH | TEAM | ADJ | CONF. | ADJ CONF. | |
| Average RPI Loss: | 242 | RECORD | PCT. RANK | GAMES | SCHEDULE | OF SCHEDULE | RPI | RPI | RPI | RPI | |
| DIV. I ONLY | 4- 14 | .22222 | 294 | 4- 6 | 322 | 326 | 324 | .32704 | 323 | 32 | 32 |
| DIV. I NON-CONF. | 0- 7 | 0 | 322 | 0- 0 | 266 | 189 | 322 | .3357 | 321 | 32 | 32 |
| <hr/> | | | | | | | | | | | |
| TOTALS | RPI 1-25 | RPI 26-50 | | W-L RECORDS | | RPI 51-100 | | RPI 101-150 | | RPI 150+ | |
| 4- 14 | 0- 0 | 0- 0 | | OVERALL | | 0- 1 | | 0- 0 | | 4- 13 | |
| 2- 3 | 0- 0 | 0- 0 | | HOME | | 0- 0 | | 0- 0 | | 2- 3 | |
| 2- 6 | 0- 0 | 0- 0 | | AWAY | | 0- 0 | | 0- 0 | | 2- 6 | |
| 0- 5 | 0- 0 | 0- 0 | | NEUTRAL | | 0- 1 | | 0- 0 | | 0- 4 | |
| <hr/> | | | | | | | | | | | |
| 0- 7 | 0- 0 | 0- 0 | | NON-CONFERENCE | | 0- 1 | | 0- 0 | | 0- 6 | |
| 0- 0 | 0- 0 | 0- 0 | | HOME | | 0- 0 | | 0- 0 | | 0- 0 | |
| 0- 3 | 0- 0 | 0- 0 | | AWAY | | 0- 0 | | 0- 0 | | 0- 3 | |
| 0- 4 | 0- 0 | 0- 0 | | NEUTRAL | | 0- 1 | | 0- 0 | | 0- 3 | |
| <hr/> | | | | | | | | | | | |
| 4- 7 | 0- 0 | 0- 0 | | CONFERENCE | | 0- 0 | | 0- 0 | | 4- 7 | |
| 2- 3 | 0- 0 | 0- 0 | | HOME | | 0- 0 | | 0- 0 | | 2- 3 | |
| 2- 3 | 0- 0 | 0- 0 | | AWAY | | 0- 0 | | 0- 0 | | 2- 3 | |
| 0- 1 | 0- 0 | 0- 0 | | NEUTRAL | | 0- 0 | | 0- 0 | | 0- 1 | |
| <hr/> | | | | | | | | | | | |
| RPI | S | Opponent | Score | RPI | S | Opponent | Score | RPI | S | Opponent | Score |
| | | | | | | | | 93 | N | Oklahoma | 0 3 |
| | | | | | | | | | | | |
| | | | | | | | | | | | |
| | | | | | | | | | | | |
| | | | | | | | | | | | |
| | | | | | | | | | | | |
| | | | | | | | | | | | |
| | | | | | | | | | | | |
| | | | | | | | | | | | |
| | | | | | | | | | | | |
| | | | | | | | | | | | |
| | | | | | | | | | | | |
| | | | | | | | | | | | |
| | | | | | | | | | | | |
| | | | | | | | | | | | |
| | | | | | | | | | | | |
| | | | | | | | | | | | |
| | | | | | | | | | | | |
| | | | | | | | | | | | |
| | | | | | | | | | | | |
| | | | | | | | | | | | |
| | | | | | | | | | | | |
| | | | | | | | | | | | |
| | | | | | | | | | | | |
| | | | | | | | | | | | |
| | | | | | | | | | | | |
| | | | | | | | | | | | |
| | | | | | | | | | | | |
| | | | | | | | | | | | |
| | | | | | | | | | | | |
| | | | | | | | | | | | |
| | | | | | | | | | | | |
| | | | | | | | | | | | |
| | | | | | | | | | | | |
| | | | | | | | | | | | |
| | | | | | | | | | | | |
| | | | | | | | | | | | |
| | | | | | | | | | | | |
| | | | | | | | | | | | |
| | | | | | | | | | | | |
| | | | | | | | | | | | |
| | | | | | | | | | | | |
| | | | | | | | | | | | |
| | | | | | | | | | | | |
| | | | | | | | | | | | |
| | | | | | | | | | | | |
| | | | | | | | | | | | |
| | | | | | | | | | | | |
| | | | | | | | | | | | |
| | | | | | | | | | | | |
| | | | | | | | | | | | |
| | | | | | | | | | | | |
| | | | | | | | | | | | |
| | | | | | | | | | | | |
| | | | | | | | | | | | |
| | | | | | | | | | | | |
| | | | | | | | | | | | |
| | | | | | | | | | | | |
| | | | | | | | | | | | |
| | | | | | | | | | | | |
| | | | | | | | | | | | |
| | | | | | | | | | | | |
| | | | | | | | | | | | |
| | | | | | | | | | | | |
| | | | | | | | | | | | |
| | | | | | | | | | | | |
| | | | | | | | | | | | |
| | | | | | | | | | | | |
| | | | | | | | | | | | |
| | | | | | | | | | | | |
| | | | | | | | | | | | |
| | | | | | | | | | | | |
| | | | | | | | | | | | |
| | | | | | | | | | | | |
| | | | | | | | | | | | |
| | | | | | | | | | | | |
| | | | | | | | | | | | |
| | | | | | | | | | | | |
| | | | | | | | | | | | |
| | | | | | | | | | | | |
| | | | | | | | | | | | |
| | | | | | | | | | | | |
| | | | | | | | | | | | |
| | | | | | | | | | | | |
| | | | | | | | | | | | |
| | | | | | | | | | | | |
| | | | | | | | | | | | |
| | | | | | | | | | | | |
| | | | | | | | | | | | |
| | | | | | | | | | | | |
| | | | | | | | | | | | |
| | | | | | | | | | | | |
| | | | | | | | | | | | |
| | | | | | | | | | | | |
| | | | | | | | | | | | |
| | | | | | | | | | | | |
| | | | | | | | | | | | |
| | | | | | | | | | | | |
| | | | | | | | | | | | |
| | | | | | | | | | | | |
| | | | | | | | | | | | |
| | | | | | | | | | | | |
| | | | | | | | | | | | |
| | | | | | | | | | | | |
| | | | | | | | | | | | |
| | | | | | | | | | | | |
| | | | | | | | | | | | |
| | | | | | | | | | | | |
| | | | | | | | | | | | |
| | | | | | | | | | | | |
| | | | | | | | | | | | |
| | | | | | | | | | | | |
| | | | | | | | | | | | |
| | | | | | | | | | | | |
| | | | | | | | | | | | |
| | | | | | | | | | | | |
| | | | | | | | | | | | |
| | | | | | | | | | | | |
| | | | | | | | | | | | |
| | | | | | | | | | | | |
| | | | | | | | | | | | |
| | | | | | | | | | | | |
| | | | | | | | | | | | |
| | | | | | | | | | | | |
| | | | | | | | | | | | |
| | | | | | | | | | | | |
| | | | | | | | | | | | |
| | | | | | | | | | | | |
| | | | | | | | | | | | |
| | | | | | | | | | | | |
| | | | | | | | | | | | |
| | | | | | | | | | | | |
| | | | | | | | | | | | |
| | | | | | | | | | | | |
| | | | | | | | | | | | |
| | | | | | | | | | | | |
| | | | | | | | | | | | |
| | | | | | | | | | | | |
| | | | | | | | | | | | |
| | | | | | | | | | | | |
| | | | | | | | | | | | |
| | | | | | | | | | | | |
| | | | | | | | | | | | |
| | | | | | | | | | | | |
| | | | | | | | | | | | |
| | | | | | | | | | | | |
| | | | | | | | | | | | |
| | | | | | | | | | | | |
| | | | | | | | | | | | |
| | | | | | | | | | | | |
| | | | | | | | | | | | |
| | | | | | | | | | | | |
| | | | | | | | | | | | |
| | | | | | | | | | | | |
| | | | | | | | | | | | |
| | | | | | | | | | | | |
| | | | | | | | | | | | |
| | | | | | | | | | | | |
| | | | | | | | | | | | |
| | | | | | | | | | | | |
| | | | | | | | | | | | |
| | | | | | | | | | | | |
| | | | | | | | | | | | |
| | | | | | | | | | | | |
| | | | | | | | | | | | |
| | | | | | | | | | | | |
| | | | | | | | | | | | |
| | | | | | | | | | | | |
| | | | | | | | | | | | |
| | | | | | | | | | | | |
| | | | | | | | | | | | |
| | | | | | | | | | | | |
| | | | | | | | | | | | |
| | | | | | | | | | | | |
| | | | | | | | | | | | |
| | | | | | | | | | | | |
| | | | | | | | | | | | |
| | | | | | | | | | | | |
| | | | | | | | | | | | |
| | | | | | | | | | | | |
| | | | | | | | | | | | |
| | | | | | | | | | | | |
| | | | | | | | | | | | |
| | | | | | | | | | | | |
| | | | | | | | | | | | |
| | | | | | | | | | | | |
| | | | | | | | | | | | |
| | | | | | | | | | | | |
| | | | | | | | | | | | |
| | | | | | | | | | | | |
| | | | | | | | | | | | |
| | | | | | | | | | | | |
| | | | | | | | | | | | |
| | | | | | | | | | | | |
| | | | | | | | | | | | |
| | | | | | | | | | | | |
| | | | | | | | | | | | |
| | | | | | | | | | | | |
| | | | | | | | | | | | |
| | | | | | | | | | | | |
| | | | | | | | | | | | |
| | | | | | | | | | | | |
| | | | | | | | | | | | |
| | | | | | | | | | | | |
| | | | | | | | | | | | |
| | | | | | | | | | | | |
| | | | | | | | | | | | |
| | | | | | | | | | | | |
| | | | | | | | | | | | |
| | | | | | | | | | | | |
| | | | | | | | | | | | |
| | | | | | | | | | | | |
| | | | | | | | | | | | |
| | | | | | | | | | | | |
| | | | | | | | | | | | |
| | | | | | | | | | | | |
| | | | | | | | | | | | |
| | | | | | | | | | | | |
| | | | | | | | | | | | |
| | | | | | | | | | | | |
| | | | | | | | | | | | |
| | | | | | | | | | | | |
| | | | | | | | | | | | |
| | | | | | | | | | | | |
| | | | | | | | | | | | |
| | | | | | | | | | | | |
| | | | | | | | | | | | |
| | | | | | | | | | | | |
| | | | | | | | | | | | |
| | | | | | | | | | | | |
| | | | | | | | | | | | |
| | | | | | | | | | | | |
| | | | | | | | | | | | |
| | | | | | | | | | | | |
| | | | | | | | | | | | |
| | | | | | | | | | | | |
| | | | | | | | | | | | |
| | | | | | | | | | | | |
| | | | | | | | | | | | |
| | | | | | | | | | | | |
| | | | | | | | | | | | |
| | | | | | | | | | | | |
| | | | | | | | | | | | |
| | | | | | | | | | | | |
| | | | | | | | | | | | |
| | | | | | | | | | | | |
| | | | | | | | | | | | |
| | | | | | | | | | | | |
| | | | | | | | | | | | |
| | | | | | | | | | | | |
| | | | | | | | | | | | |
| | | | | | | | | | | | |
| | | | | | | | | | | | |
| | | | | | | | | | | | |
| | | | | | | | | | | | |
| | | | | | | | | | | | |
| | | | | | | | | | | | |
| | | | | | | | | | | | |
| | | | | | | | | | | | |
| | | | | | | | | | | | |
| | | | | | | | | | | | |
| | | | | | | | | | | | |
| | | | | | | | | | | | |
| | | | | | | | | | | | |
| | | | | | | | | | | | |
| | | | | | | | | | | | |
| | | | | | | | | | | | |
| | | | | | | | | | | | |
| | | | | | | | | | | | |
| | | | | | | | | | | | |
| | | | | | | | | | | | |
| | | | | | | | | | | | |
| | | | | | | | | | | | |
| | | | | | | | | | | | |
| | | | | | | | | | | | |
| | | | | | | | | | | | |
| | | | | | | | | | | | |
| | | | | | | | | | | | |
| | | | | | | | | | | | |
| | | | | | | | | | | | |
| | | | | | | | | | | | |
| | | | | | | | | | | | |
| | | | | | | | | | | | |
| | | | | | | | | | | | |
| | | | | | | | | | | | |
| | | | | | | | | | | | |
| | | | | | | | | | | | |
| | | | | | | | | | | | |
| | | | | | | | | | | | |
| | | | | | | | | | | | |
| | | | | | | | | | | | |
| | | | | | | | | | | | |
| | | | | | | | | | | | |
| | | | | | | | | | | | |
| | | | | | | | | | | | |
| | | | | | | | | | | | |
| | | | | | | | | | | | |
| | | | | | | | | | | | |
| | | | | | | | | | | | |
| | | | | | | | | | | | |
| | | | | | | | | | | | |
| | | | | | | | | | | | |
| | | | | | | | | | | | |
| | | | | | | | | | | | |
| | | | | | | | | | | | |
| | | | | | | | | | | | |
| | | | | | | | | | | | |
| | | | | | | | | | | | |
| | | | | | | | | | | | |
| | | | | | | | | | | | |
| | | | | | | | | | | | |
| | | | | | | | | | | | |
| | | | | | | | | | | | |
| | | | | | | | | | | | |
| | | | | | | | | | | | |
| | | | | | | | | | | | |
| | | | | | | | | | | | |
| | | | | | | | | | | | |
| | | | | | | | | | | | |
| | | | | | | | | | | | |
| | | | | | | | | | | | |
| | | | | | | | | | | | |
| | | | | | | | | | | | |
| | | | | | | | | | | | |
| | | | | | | | | | | | |
| | | | | | | | | | | | |
| | | | | | | | | | | | |
| | | | | | | | | | | | |
| | | | | | | | | | | | |
| | | | | | | | | | | | |
| | | | | | | | | | | | |
| | | | | | | | | | | | |
| | | | | | | | | | | | |
| | | | | | | | | | | | |
| | | | | | | | | | | | |
| | | | | | | | | | | | |
| | | | | | | | | | | | |
| | | | | | | | | | | | |
| | | | | | | | | | | | |
| | | | | | | | | | | | |
| | | | | | | | | | | | |
| | | | | | | | | | | | |
| | | | | | | | | | | | |
| | | | | | | | | | | | |
| | | | | | | | | | | | |
| | | | | | | | | | | | |
| | | | | | | | | | | | |
| | | | | | | | | | | | |
| | | | | | | | | | | | |
| | | | | | | | | | | | |
| | | | | | | | | | | | |
| | | | | | | | | | | | |
| | | | | | | | | | | | |
| | | | | | | | | | | | |
| | | | | | | | | | | | |
| | | | | | | | | | | | |
| | | | | | | | | | | | |
| | | | | | | | | | | | |
| | | | | | | | | | | | |
| | | | | | | | | | | | |
| | | | | | | | | | | | |
| | | | | | | | | | | | |
| | | | | | | | | | | | |
| | | | | | | | | | | | |
| | | | | | | | | | | | |
| | | | | | | | | | | | |
| | | | | | | | | | | | |
| | | | | | | | | | | | |
| | | | | | | | | | | | |
| | | | | | | | | | | | |
| | | | | | | | | | | | |
| | | | | | | | | | | | |
| | | | | | | | | | | | |
| | | | | | | | | | | | |
| | | | | | | | | | | | |
| | | | | | | | | | | | |
| | | | | | | | | | | | |
| | | | | | | | | | | | |
| | | | | | | | | | | | |
| | | | | | | | | | | | |
| | | | | | | | | | | | |
| | | | | | | | | | | | |
| | | | | | | | | | | | |
| | | | | | | | | | | | |
| | | | | | | | | | | | |
| | | | | | | | | | | | |
| | | | | | | | | | | | |
| | | | | | | | | | | | |
| | | | | | | | | | | | |
| | | | | | | | | | | | |
| | | | | | | | | | | | |
| | | | | | | | | | | | |
| | | | | | | | | | | | |
| | | | | | | | | | | | |
| | | | | | | | | | | | |
| | | | | | | | | | | | |
| | | | | | | | | | | | |
| | | | | | | | | | | | |
| | | | | | | | | | | | |
| | | | | | | | | | | | |
| | | | | | | | | | | | |
| | | | | | | | | | | | |
| | | | | | | | | | | | |
| | | | | | | | | | | | |
| | | | | | | | | | | | |
| | | | | | | | | | | | |
| | | | | | | | | | | | |
| | | | | | | | | | | | |
| | | | | | | | | | | | |
| | | | | | | | | | | | |
| | | | | | | | | | | | |
| | | | | | | | | | | | |
| | | | | | | | | | | | |
| | | | | | | | | | | | |
| | | | | | | | | | | | |
| | | | | | | | | | | | |
| | | | | | | | | | | | |
| | | | | | | | | | | | |
| | | | | | | | | | | | |
| | | | | | | | | | | | |
| | | | | | | | | | | | |
| | | | | | | | | | | | |
| | | | | | | | | | | | |
| | | | | | | | | | | | |
| | | | | | | | | | | | |
| | | | | | | | | | | | |
| | | | | | | | | | | | |
| | | | | | | | | | | | |
| | | | | | | | | | | | |
| | | | | | | | | | | | |
| | | | | | | | | | | | |
| | | | | | | | | | | | |
| | | | | | | | | | | | |
| | | | | | | | | | | | |
| | | | | | | | | | | | |
| | | | | | | | | | | | |
| | | | | | | | | | | | |
| | | | | | | | | | | | |
| | | | | | | | | | | | |
| | | | | | | | | | | | |
| | | | | | | | | | | | |
| | | | | | | | | | | | |
| | | | | | | | | | | | |
| | | | | | | | | | | | |
| | | | | | | | | | | | |
| | | | | | | | | | | | |
| | | | | | | | | | | | |
| | | | | | | | | | | | |
| | | | | | | | | | | | |
| | | | | | | | | | | | |
| | | | | | | | | | | | |
| | | | | | | | | | | | |
| | | | | | | | | | | | |
| | | | | | | | | | | | |
| | | | | | | | | | | | |
| | | | | | | | | | | | |
| | | | | | | | | | | | |
| | | | | | | | | | | | |
| | | | | | | | | | | | |
| | | | | | | | | | | | |
| | | | | | | | | | | | |
| | | | | | | | | | | | |
| | | | | | | | | | | | |
| | | | | | | | | | | | |
| | | | | | | | | | | | |
| | | | | | | | | | | | |
| | | | | | | | | | | | |
| | | | | | | | | | | | |
| | | | | | | | | | | | |
| | | | | | | | | | | | |
| | | | | | | | | | | | |
| | | | | | | | | | | | |
| | | | | | | | | | | | |
| | | | | | | | | | | | |
| | | | | | | | | | | | |
| | | | | | | | | | | | |
| | | | | | | | | | | | |
| | | | | | | | | | | | |
| | | | | | | | | | | | |
| | | | | | | | | | | | |
| | | | | | | | | | | | |
| | | | | | | | | | | | |
| | | | | | | | | | | | |
| | | | | | | | | | | | |
| | | | | | | | | | | | |
| | | | | | | | | | | | |
| | | | | | | | | | | | |
| | | | | | | | | | | | |
| | | | | | | | | | | | |
| | | | | | | | | | | | |
| | | | | | | | | | | | |
| | | | | | | | | | | | |
| | | | | | | | | | | | |
| | | | | | | | | | | | |
| | | | | | | | | | | | |
| | | | | | | | | | | | |
| | | | | | | | | | | | |
| | | | | | | | | | | | |
| | | | | | | | | | | | |
| | | | | | | | | | | | |
| | | | | | | | | | | | |
| | | | | | | | | | | | |
| | | | | | | | | | | | |
| | | | | | | | | | | | |
| | | | | | | | | | | | |
| | | | | | | | | | | | |
| | | | | | | | | | | | |
| | | | | | | | | | | | |
| | | | | | | | | | | | |
| | | | | | | | | | | | |
| | | | | | | | | | | | |
| | | | | | | | | | | | |
| | | | | | | | | | | | |
| | | | | | | | | | | | |
| | | | | | | | | | | | |
| | | | | | | | | | | | |
| | | | | | | | | | | | |
| | | | | | | | | | | | |
| | | | | | | | | | | | |
| | | | | | | | | | | | |
| | | | | | | | | | | | |
| | | | | | | | | | | | |
| | | | | | | | | | | | |
| | | | | | | | | | | | |
| | | | | | | | | | | | |
| | | | | | | | | | | | |
| | | | | | | | | | | | |
| | | | | | | | | | | | |
| | | | | | | | | | | | |
| | | | | | | | | | | | |
| | | | | | | | | | | | |
| | | | | | | | | | | | |
| | | | | | | | | | | | |
| | | | | | | | | | | | |
| | | | | | | | | | | | |
| | | | | | | | | | | | |
| | | | | | | | | | | | |
| | | | | | | | | | | | |
| | | | | | | | | | | | |
| | | | | | | | | | | | |
| | | | | | | | | | | | |
| | | | | | | | | | | | |
| | | | | | | | | | | | |
| | | | | | | | | | | | |
| | | | | | | | | | | | |
| | | | | | | | | | | | |
| | | | | | | | | | | | |
| | | | | | | | | | | | |
| | | | | | | | | | | | |
| | | | | | | | | | | | |
| | | | | | | | | | | | |
| | | | | | | | | | | | |
| | | | | | | | | | | | |
| | | | | | | | | | | | |
| | | | | | | | | | | | |
| | | | | | | | | | | | |
| | | | | | | | | | | | |
| | | | | | | | | | | | |
| | | | | | | | | | | | |
| | | | | | | | | | | | |
| | | | | | | | | | | | |
| | | | | | | | | | | | |
| | | | | | | | | | | | |
| | | | | | | | | | | | |
| | | | | | | | | | | | |
| | | | | | | | | | | | |
| | | | | | | | | | | | |
| | | | | | | | | | | | |
| | | | | | | | | | | | |
| | | | | | | | | | | | |
| | | | | | | | | | | | |
| | | | | | | | | | | | |
| | | | | | | | | | | | |
| | | | | | | | | | | | |
| | | | | | | | | | | | |
| | | | | | | | | | | | |
| | | | | | | | | | | | |
| | | | | | | | | | | | |
| | | | | | | | | | | | |
| | | | | | | | | | | | |
| | | | | | | | | | | | |
| | | | | | | | | | | | |
| | | | | | | | | | | | |
| | | | | | | | | | | | |
| | | | | | | | | | | | |
| | | | | | | | | | | | |
| | | | | | | | | | | | |
| | | | | | | | | | | | |
| | | | | | | | | | | | |
| | | | | | | | | | | | |
| | | | | | | | | | | | |
| | | | | | | | | | | | |
| | | | | | | | | | | | |
| | | | | | | | | | | | |
| | | | | | | | | | | | |
| | | | | | | | | | | | |
| | | | | | | | | | | | |
| | | | | | | | | | | | |
| | | | | | | | | | | | |
| | | | | | | | | | | | |
| | | | | | | | | | | | |
| | | | | | | | | | | | |
| | | | | | | | | | | | |
| | | | | | | | | | | | |
| | | | | | | | | | | | |
| | | | | | | | | | | | |
| | | | | | | | | | | | |
| | | | | | | | | | | | |
| | | | | | | | | | | | |
| | | | | | | | | | | | |
| | | | | | | | | | | | |
| | | | | | | | | | | | |
| | | | | | | | | | | | |
| | | | | | | | | | | | |
| | | | | | | | | | | | |
| | | | | | | | | | | | |
| | | | | | | | | | | | |
| | | | | | | | | | | | |
| | | | | | | | | | | | |
| | | | | | | | | | | | |
| | | | | | | | | | | | |
| | | | | | | | | | | | |
| | | | | | | | | | | | |
| | | | | | | | | | | | |
| | | | | | | | | | | | |
| | | | | | | | | | | | |
| | | | | | | | | | | | |
| | | | | | | | | | | | |
| | | | | | | | | | | | |
| | | | | | | | | | | | |
| | | | | | | | | | | | |
| | | | | | | | | | | | |
| | | | | | | | | | | | |
| | | | | | | | | | | | |
| | | | | | | | | | | | |
| | | | | | | | | | | | |
| | | | | | | | | | | | |
| | | | | | | | | | | | |
| | | | | | | | | | | | |
| | | | | | | | | | | | |
| | | | | | | | | | | | |
| | | | | | | | | | | | |
| | | | | | | | | | | | |
| | | | | | | | | | | | |
| | | | | | | | | | | | |
| | | | | | | | | | | | |
| | | | | | | | | | | | |
| | | | | | | | | | | | |
| | | | | | | | | | | | |
| | | | | | | | | | | | |
| | | | | | | | | | | | |
| | | | | | | | | | | | |
| | | | | | | | | | | | |
| | | | | | | | | | | | |
| | | | | | | | | | | | |
| | | | | | | | | | | | |
| | | | | | | | | | | | |
| | | | | | | | | | | | |
| | | | | | | | | | | | |
| | | | | | | | | | | | |
| | | | | | | | | | | | |
| | | | | | | | | | | | |
| | | | | | | | | | | | |
| | | | | | | | | | | | |
| | | | | | | | | | | | |
| | | | | | | | | | | | |
| | | | | | | | | | | | |
| | | | | | | | | | | | |
| | | | | | | | | | | | |
| | | | | | | | | | | | |
| | | | | | | | | | | | |
| | | | | | | | | | | | |
| | | | | | | | | | | | |
| | | | | | | | | | | | |
| | | | | | | | | | | | |
| | | | | | | | | | | | |
| | | | | | | | | | | | |
| | | | | | | | | | | | |
| | | | | | | | | | | | |
| | | | | | | | | | | | |
| | | | | | | | | | | | |
| | | | | | | | | | | | |
| | | | | | | | | | | | |
| | | | | | | | | | | | |
| | | | | | | | | | | | |
| | | | | | | | | | | | |
| | | | | | | | | | | | |
| | | | | | | | | | | | |
| | | | | | | | | | | | |
| | | | | | | | | | | | |
| | | | | | | | | | | | |
| | | | | | | | | | | | |
| | | | | | | | | | | | |
| | | | | | | | | | | | |
| | | | | | | | | | | | |
| | | | | | | | | | | | |
| | | | | | | | | | | | |
| | | | | | | | | | | | |
| | | | | | | | | | | | |
| | | | | | | | | | | | |
| | | | | | | | | | | | |
| | | | | | | | | | | | |
| | | | | | | | | | | | |
| | | | | | | | | | | | |
| | | | | | | | | | | | |
| | | | | | | | | | | | |
| | | | | | | | | | | | |
| | | | | | | | | | | | |
| | | | | | | | | | | | |
| | | | | | | | | | | | |
| | | | | | | | | | | | |
| | | | | | | | | | | | |
| | | | | | | | | | | | |
| | | | | | | | | | | | |
| | | | | | | | | | | | |
| | | | | | | | | | | | |
| | | | | | | | | | | | |
| | | | | | | | | | | | |
| | | | | | | | | | | | |
| | | | | | | | | | | | |
| | | | | | | | | | | | |
| | | | | | | | | | | | |
| | | | | | | | | | | | |
| | | | | | | | | | | | |
| | | | | | | | | | | | |
| | | | | | | | | | | | |
| | | | | | | | | | | | |
| | | | | | | | | | | | |
| | | | | | | | | | | | |
| | | | | | | | | | | | |
| | | | | | | | | | | | |
| | | | | | | | | | | | |
| | | | | | | | | | | | |
| | | | | | | | | | | | |
| | | | | | | | | | | | |
| | | | | | | | | | | | |
| | | | | | | | | | | | |
| | | | | | | | | | | | |
| | | | | | | | | | | | |
| | | | | | | | | | | | |
| | | | | | | | | | | | |
| | | | | | | | | | | | |
| | | | | | | | | | | | |
| | | | | | | | | | | | |
| | | | | | | | | | | | |
| | | | | | | | | | | | |
| | | | | | | | | | | | |
| | | | | | | | | | | | |
| | | | | | | | | | | | |
| | | | | | | | | | | | |
| | | | | | | | | | | | |
| | | | | | | | | | | | |
| | | | | | | | | | | | |
| | | | | | | | | | | | |
| | | | | | | | | | | | |
| | | | | | | | | | | | |
| | | | | | | | | | | | |
| | | | | | | | | | | | |
| | | | | | | | | | | | |
| | | | | | | | | | | | |
| | | | | | | | | | | | |
| | | | | | | | | | | | |
| | | | | | | | | | | | |
| | | | | | | | | | | | |
| | | | | | | | | | | | |
| | | | | | | | | | | | |
| | | | | | | | | | | | |
| | | | | | | | | | | | |
| | | | | | | | | | | | |
| | | | | | | | | | | | |
| | | | | | | | | | | | |
| | | | | | | | | | | | |
| | | | | | | | | | | | |
| | | | | | | | | | | | |
| | | | | | | | | | | | |
| | | | | | | | | | | | |
| | | | | | | | | | | | |
| | | | | | | | | | | | |
| | | | | | | | | | | | |
| | | | | | | | | | | | |
| | | | | | | | | | | | |
| | | | | | | | | | | | |
| | | | | | | | | | | | |
| | | | | | | | | | | | |
| | | | | | | | | | | | |
| | | | | | | | | | | | |
| | | | | | | | | | | | |
| | | | | | | | | | | | |
| | | | | | | | | | | | |
| | | | | | | | | | | | |
| | | | | | | | | | | | |
| | | | | | | | | | | | |
| | | | | | | | | | | | |
| | | | | | | | | | | | |
| | | | | | | | | | | | |
| | | | | | | | | | | | |
| | | | | | | | | | | | |
| | | | | | | | | | | | |
| | | | | | | | | | | | |
| | | | | | | | | | | | |
| | | | | | | | | | | | |
| | | | | | | | | | | | |
| | | | | | | | | | | | |
| | | | | | | | | | | | |
| | | | | | | | | | | | |
| | | | | | | | | | | | |
| | | | | | | | | | | | |
| | | | | | | | | | | | |
| | | | | | | | | | | | |
| | | | | | | | | | | | |
| | | | | | | | | | | | |
| | | | | | | | | | | | |
| | | | | | | | | | | | |
| | | | | | | | | | | | |
| | | | | | | | | | | | |
| | | | | | | | | | | | |
| | | | | | | | | | | | |
| | | | | | | | | | | | |
| | | | | | | | | | | | |
| | | | | | | | | | | | |
| | | | | | | | | | | | |
| | | | | | | | | | | | |
| | | | | | | | | | | | |
| | | | | | | | | | | | |
| | | | | | | | | | | | |
| | | | | | | | | | | | |
| | | | | | | | | | | | |
| | | | | | | | | | | | |
| | | | | | | | | | | | |
| | | | | | | | | | | | |
| | | | | | | | | | | | |
| | | | | | | | | | | | |
| | | | | | | | | | | | |
| | | | | | | | | | | | |
| | | | | | | | | | | | |
| | | | | | | | | | | | |
| | | | | | | | | | | | |
| | | | | | | | | | | | |
| | | | | | | | | | | | |
| | | | | | | | | | | | |
| | | | | | | | | | | | |
| | | | | | | | | | | | |
| | | | | | | | | | | | |
| | | | | | | | | | | | |
| | | | | | | | | | | | |
| | | | | | | | | | | | |
| | | | | | | | | | | | |
| | | | | | | | | | | | |
| | | | | | | | | | | | |
| | | | | | | | | | | | |
| | | | | | | | | | | | |
| | | | | | | | | | | | |
| | | | | | | | | | | | |
| | | | | | | | | | | | |
| | | | | | | | | | | | |
| | | | | | | | | | | | |
| | | | | | | | | | | | |
| | | | | | | | | | | | |
| | | | | | | | | | | | |
| | | | | | | | | | | | |
| | | | | | | | | | | | |
| | | | | | | | | | | | |
| | | | | | | | | | | | |
| | | | | | | | | | | | |
| | | | | | | | | | | | |
| | | | | | | | | | | | |
| | | | | | | | | | | | |
| | | | | | | | | | | | |
| | | | | | | | | | | | |
| | | | | | | | | | | | |
| | | | | | | | | | | | |
| | | | | | | | | | | | |
| | | | | | | | | | | | |
| | | | | | | | | | | | |
| | | | | | | | | | | | |
| | | | | | | | | | | | |
| | | | | | | | | | | | |
| | | | | | | | | | | | |
| | | | | | | | | | | | |
| | | | | | | | | | | | |
| | | | | | | | | | | | |
| | | | | | | | | | | | |
| | | | | | | | | | | | |
| | | | | | | | | | | | |
| | | | | | | | | | | | |
| | | | | | | | | | | | |
| | | | | | | | | | | | |
| | | | | | | | | | | | |
| | | | | | | | | | | | |
| | | | | | | | | | | | |
| | | | | | | | | | | | |
| | | | | | | | | | | | |
| | | | | | | | | | | | |
| | | | | | | | | | | | |
| | | | | | | | | | | | |
| | | | | | | | | | | | |
| | | | | | | | | | | | |
| | | | | | | | | | | | |
| | | | | | | | | | | | |
| | | | | | | | | | | | |
| | | | | | | | | | | | |
| | | | | | | | | | | | |
| | | | | | | | | | | | |
| | | | | | | | | | | | |
| | | | | | | | | | | | |
| | | | | | | | | | | | |
| | | | | | | | | | | | |
| | | | | | | | | | | | |
| | | | | | | | | | | | |
| | | | | | | | | | | | |
| | | | | | | | | | | | |
| | | | | | | | | | | | |
| | | | | | | | | | | | |
| | | | | | | | | | | | |
| | | | | | | | | | | | |
| | | | | | | | | | | | |
| | | | | | | | | | | | |
| | | | | | | | | | | | |
| | | | | | | | | | | | |
| | | | | | | | | | | | |
| | | | | | | | | | | | |
| | | | | | | | | | | | |
| | | | | | | | | | | | |
| | | | | | | | | | | | |
| | | | | | | | | | | | |
| | | | | | | | | | | | |
| | | | | | | | | | | | |
| | | | | | | | | | | | |
| | | | | | | | | | | | |
| | | | | | | | | | | | |
| | | | | | | | | | | | |
| | | | | | | | | | | | |
| | | | | | | | | | | | |
| | | | | | | | | | | | |
| | | | | | | | | | | | |
| | | | | | | | | | | | |
| | | | | | | | | | | | |
| | | | | | | | | | | | |
| | | | | | | | | | | | |
| | | | | | | | | | | | |
| | | | | | | | | | | | |
| | | | | | | | | | | | |
| | | | | | | | | | | | |
| | | | | | | | | | | | |
| | | | | | | | | | | | |
| | | | | | | | | | | | |
| | | | | | | | | | | | |
| | | | | | | | | | | | |
| | | | | | | | | | | | |
| | | | | | | | | | | | |
| | | | | | | | | | | | |
| | | | | | | | | | | | |
| | | | | | | | | | | | |
| | | | | | | | | | | | |
| | | | | | | | | | | | |
| | | | | | | | | | | | |
| | | | | | | | | | | | |
| | | | | | | | | | | | |
| | | | | | | | | | | | |
| | | | | | | | | | | | |
| | | | | | | | | | | | |
| | | | | | | | | | | | |
| | | | | | | | | | | | |
| | | | | | | | | | | | |
| | | | | | | | | | | | |
| | | | | | | | | | | | |
| | | | | | | | | | | | |
| | | | | | | | | | | | |
| | | | | | | | | | | | |
| | | | | | | | | | | | |
| | | | | | | | | | | | |
| | | | | | | | | | | | |
| | | | | | | | | | | | |
| | | | | | | | | | | | |
| | | | | | | | | | | | |
| | | | | | | | | | | | |
| | | | | | | | | | | | |
| | | | | | | | | | | | |
| | | | | | | | | | | | |
| | | | | | | | | | | | |
| | | | | | | | | | | | |
| | | | | | | | | | | | |
| | | | | | | | | | | | |
| | | | | | | | | | | | |
| | | | | | | | | | | | |
| | | | | | | | | | | | |
| | | | | | | | | | | | |
| | | | | | | | | | | | |
| | | | | | | | | | | | |
| | | | | | | | | | | | |
| | | | | | | | | | | | |
| | | | | | | | | | | | |
| | | | | | | | | | | | |
| | | | | | | | | | | | |
| | | | | | | | | | | | |
| | | | | | | | | | | | |
| | | | | | | | | | | | |
| | | | | | | | | | | | |
| | | | | | | | | | | | |
| | | | | | | | | | | | |
| | | | | | | | | | | | |
| | | | | | | | | | | | |

Non-Div. I Games:

Ark.-Pine Bluff

| | | | | | | | | | | | | | | | | | |
|-------------------|------------------|-----------|-----------|----------------|-------------|---------------|------------------|--------|----------|-------------|-------|--|--|--|--|--|--|
| Average RPI Win: | 327 | WON-LOST | WINNING | LAST 10 | STRENGTH OF | OPP. STRENGTH | TEAM | ADJ | CONF. | ADJ CONF. | | | | | | | |
| Average RPI Loss: | 261 | RECORD | PCT. RANK | GAMES | SCHEDULE | OF SCHEDULE | RPI | RPI | RPI | RPI | | | | | | | |
| DIV. I ONLY | 5- 18 | .21739 | 296 | 4- 6 | 315 | 331 | 323 | .32217 | 324 | 32 | 32 | | | | | | |
| DIV. I NON-CONF. | 0- 12 | 0 | 322 | 0- 1 | 274 | 326 | 331 | .30389 | 332 | 32 | 32 | | | | | | |
| <hr/> | | | | | | | | | | | | | | | | | |
| TOTALS | RPI 1-25 | RPI 26-50 | | W-L RECORDS | RPI 51-100 | | RPI 101-150 | | RPI 150+ | | | | | | | | |
| 5- 18 | 0- 0 | 0- 0 | | OVERALL | 0- 1 | | 0- 0 | | 5- 17 | | | | | | | | |
| 2- 3 | 0- 0 | 0- 0 | | HOME | 0- 0 | | 0- 0 | | 2- 3 | | | | | | | | |
| 3- 7 | 0- 0 | 0- 0 | | AWAY | 0- 0 | | 0- 0 | | 3- 6 | | | | | | | | |
| 0- 8 | 0- 0 | 0- 0 | | NEUTRAL | 0- 1 | | 0- 0 | | 0- 7 | | | | | | | | |
| <hr/> | | | | | | | | | | | | | | | | | |
| 0- 12 | 0- 0 | 0- 0 | | NON-CONFERENCE | 0- 1 | | 0- 0 | | 0- 11 | | | | | | | | |
| 0- 1 | 0- 0 | 0- 0 | | HOME | 0- 0 | | 0- 0 | | 0- 1 | | | | | | | | |
| 0- 3 | 0- 0 | 0- 0 | | AWAY | 0- 0 | | 0- 0 | | 0- 3 | | | | | | | | |
| 0- 8 | 0- 0 | 0- 0 | | NEUTRAL | 0- 1 | | 0- 0 | | 0- 7 | | | | | | | | |
| <hr/> | | | | | | | | | | | | | | | | | |
| 5- 6 | 0- 0 | 0- 0 | | CONFERENCE | 0- 0 | | 0- 0 | | 5- 6 | | | | | | | | |
| 2- 2 | 0- 0 | 0- 0 | | HOME | 0- 0 | | 0- 0 | | 2- 2 | | | | | | | | |
| 3- 4 | 0- 0 | 0- 0 | | AWAY | 0- 0 | | 0- 0 | | 3- 4 | | | | | | | | |
| 0- 0 | 0- 0 | 0- 0 | | NEUTRAL | 0- 0 | | 0- 0 | | 0- 0 | | | | | | | | |
| <hr/> | | | | | | | | | | | | | | | | | |
| RPI S | Opponent | Score | RPI S | Opponent | Score | RPI S | Opponent | Score | RPI S | Opponent | Score | | | | | | |
| | | | | | | 87 N | Towson | 0 3 | 178 A | Memphis | 0 3 | | | | | | |
| | | | | | | 211 N | Tennessee St. | 1 3 | | | | | | | | | |
| | | | | | | 213 N | UMES | 0 3 | | | | | | | | | |
| | | | | | | 254 A | Alabama St. | 0 3 | | | | | | | | | |
| | | | | | | 259 A | Texas Southern | 0 3 | | | | | | | | | |
| | | | | | | 259 H | Texas Southern | 0 3 | | | | | | | | | |
| | | | | | | 272 A | Louisiana Tech | 0 3 | | | | | | | | | |
| | | | | | | 272 N | Louisiana Tech | 0 3 | | | | | | | | | |
| | | | | | | 284 A | Jacksonville St. | 0 3 | | | | | | | | | |
| | | | | | | 284 H | Jacksonville St. | 0 3 | | | | | | | | | |
| | | | | | | 287 N | UAB | 0 3 | | | | | | | | | |
| | | | | | | 301 N | N.C. A&T | 0 3 | | | | | | | | | |
| | | | | | | 302 A | Prairie View | 0 3 | | | | | | | | | |
| | | | | | | 302 H | Prairie View | 1 3 | | | | | | | | | |
| | | | | | | 304 N | Eastern Ill. | 0 3 | | | | | | | | | |
| | | | | | | 318 N | New Orleans | 0 3 | | | | | | | | | |
| | | | | | | 319 A | Alabama A&M | 1 3 | | | | | | | | | |
| | | | | | | 320 A | Southern U. | 3 1 | | | | | | | | | |
| | | | | | | 323 H | Ark.-Pine Bluff | 3 0 | | | | | | | | | |
| | | | | | | 329 H | Grambling | 3 2 | | | | | | | | | |
| | | | | | | 331 A | Alcorn | 3 0 | | | | | | | | | |
| | | | | | | 334 A | Mississippi Val. | 3 1 | | | | | | | | | |
| | | | | | | LAST 10 GAMES | | | | | | | | | | | |
| | | | | | | 302 A | Prairie View | 0 3 | 331 A | Alcorn | 3 0 | | | | | | |
| | | | | | | 259 A | Texas Southern | 0 3 | 320 A | Southern U. | 3 1 | | | | | | |
| 329 H | Grambling | 3 2 | 254 A | Alabama St. | 0 3 | | | | | | | | | | | | |
| 323 H | Ark.-Pine Bluff | 3 0 | 319 A | Alabama A&M | 1 3 | | | | | | | | | | | | |
| 284 H | Jacksonville St. | 0 3 | 259 H | Texas Southern | 0 3 | | | | | | | | | | | | |

Non-Div. I Games:

Jackson St.

| Average RPI Win: | | 321 | WON-LOST RECORD | | WINNING PCT. RANK | | LAST 10 GAMES | | STRENGTH OF SCHEDULE | | OPP. STRENGTH OF SCHEDULE | | TEAM RPI | | ADJ RPI | | CONF. RPI | | ADJ CONF. RPI | |
|-------------------|---|----------|-----------------|-----------|-------------------|----------------|---------------|------------|----------------------|-------------|---------------------------|----------|----------|----------|------------|-------|-----------|--|---------------|--|
| Average RPI Loss: | | 247 | | | | | | | | | | | | | | | | | | |
| DIV. I ONLY | | | 3- 24 | | .11111 327 | | 3- 7 | | 307 | | 316 | | 326 | | .31445 325 | | 29 | | 29 | |
| DIV. I NON-CONF. | | | 2- 16 | | .11111 307 | | 2- 1 | | 303 | | 323 | | 325 | | .31541 326 | | 29 | | 29 | |
| TOTALS | | RPI 1-25 | | RPI 26-50 | | W-L RECORDS | | RPI 51-100 | | RPI 101-150 | | RPI 150+ | | | | | | | | |
| 3- 24 | | 0- 0 | | 0- 0 | | OVERALL | | 0- 1 | | 0- 0 | | 3- 23 | | | | | | | | |
| 3- 5 | | 0- 0 | | 0- 0 | | HOME | | 0- 0 | | 0- 0 | | 3- 5 | | | | | | | | |
| 0- 13 | | 0- 0 | | 0- 0 | | AWAY | | 0- 0 | | 0- 0 | | 0- 13 | | | | | | | | |
| 0- 6 | | 0- 0 | | 0- 0 | | NEUTRAL | | 0- 1 | | 0- 0 | | 0- 5 | | | | | | | | |
| 2- 16 | | 0- 0 | | 0- 0 | | NON-CONFERENCE | | 0- 1 | | 0- 0 | | 2- 15 | | | | | | | | |
| 2- 1 | | 0- 0 | | 0- 0 | | HOME | | 0- 0 | | 0- 0 | | 2- 1 | | | | | | | | |
| 0- 9 | | 0- 0 | | 0- 0 | | AWAY | | 0- 0 | | 0- 0 | | 0- 9 | | | | | | | | |
| 0- 6 | | 0- 0 | | 0- 0 | | NEUTRAL | | 0- 1 | | 0- 0 | | 0- 5 | | | | | | | | |
| 1- 8 | | 0- 0 | | 0- 0 | | CONFERENCE | | 0- 0 | | 0- 0 | | 1- 8 | | | | | | | | |
| 1- 4 | | 0- 0 | | 0- 0 | | HOME | | 0- 0 | | 0- 0 | | 1- 4 | | | | | | | | |
| 0- 4 | | 0- 0 | | 0- 0 | | AWAY | | 0- 0 | | 0- 0 | | 0- 4 | | | | | | | | |
| 0- 0 | | 0- 0 | | 0- 0 | | NEUTRAL | | 0- 0 | | 0- 0 | | 0- 0 | | | | | | | | |
| RPI | S | Opponent | | Score | | RPI | S | Opponent | | Score | | RPI | S | Opponent | | Score | | | | |
| | | | | | | | | | | | | | | | | | | | | |
| | | | | | | | | | | | | | | | | | | | | |
| | | | | | | | | | | | | | | | | | | | | |
| | | | | | | | | | | | | | | | | | | | | |
| | | | | | | | | | | | | | | | | | | | | |
| | | | | | | | | | | | | | | | | | | | | |
| | | | | | | | | | | | | | | | | | | | | |
| | | | | | | | | | | | | | | | | | | | | |
| | | | | | | | | | | | | | | | | | | | | |
| | | | | | | | | | | | | | | | | | | | | |
| | | | | | | | | | | | | | | | | | | | | |
| | | | | | | | | | | | | | | | | | | | | |
| | | | | | | | | | | | | | | | | | | | | |
| | | | | | | | | | | | | | | | | | | | | |
| | | | | | | | | | | | | | | | | | | | | |
| | | | | | | | | | | | | | | | | | | | | |
| | | | | | | | | | | | | | | | | | | | | |
| | | | | | | | | | | | | | | | | | | | | |
| | | | | | | | | | | | | | | | | | | | | |
| | | | | | | | | | | | | | | | | | | | | |
| | | | | | | | | | | | | | | | | | | | | |
| | | | | | | | | | | | | | | | | | | | | |
| | | | | | | | | | | | | | | | | | | | | |
| | | | | | | | | | | | | | | | | | | | | |
| | | | | | | | | | | | | | | | | | | | | |
| | | | | | | | | | | | | | | | | | | | | |
| | | | | | | | | | | | | | | | | | | | | |
| | | | | | | | | | | | | | | | | | | | | |
| | | | | | | | | | | | | | | | | | | | | |
| | | | | | | | | | | | | | | | | | | | | |
| | | | | | | | | | | | | | | | | | | | | |
| | | | | | | | | | | | | | | | | | | | | |
| | | | | | | | | | | | | | | | | | | | | |
| | | | | | | | | | | | | | | | | | | | | |
| | | | | | | | | | | | | | | | | | | | | |
| | | | | | | | | | | | | | | | | | | | | |
| | | | | | | | | | | | | | | | | | | | | |
| | | | | | | | | | | | | | | | | | | | | |
| | | | | | | | | | | | | | | | | | | | | |
| | | | | | | | | | | | | | | | | | | | | |
| | | | | | | | | | | | | | | | | | | | | |
| | | | | | | | | | | | | | | | | | | | | |
| | | | | | | | | | | | | | | | | | | | | |
| | | | | | | | | | | | | | | | | | | | | |
| | | | | | | | | | | | | | | | | | | | | |
| | | | | | | | | | | | | | | | | | | | | |
| | | | | | | | | | | | | | | | | | | | | |

Non-Div. I Games:

Fairleigh Dickinson

| Average RPI Win: | 0 | WON-LOST | WINNING | LAST 10 | STRENGTH OF | OPP. STRENGTH | TEAM | ADJ | CONF. | ADJ CONF. | |
|-------------------|----------|-----------|-----------|----------------|-------------|---------------|----------------------|-------------|-------|-----------------|-------|
| Average RPI Loss: | 225 | RECORD | PCT. RANK | GAMES | SCHEDULE | OF SCHEDULE | RPI | RPI | RPI | RPI | |
| DIV. I ONLY | 0-24 | 0 | 332 | 0-10 | 249 | 309 | 325 | .31429 | 326 | 31 | 31 |
| DIV. I NON-CONF. | 0-16 | 0 | 322 | 0-3 | 176 | 289 | 318 | .35168 | 319 | 30 | 30 |
| <hr/> | | | | | | | | | | | |
| TOTALS | RPI 1-25 | RPI 26-50 | | W-L RECORDS | | RPI 51-100 | | RPI 101-150 | | RPI 150+ | |
| 0-24 | 0-0 | 0-0 | | OVERALL | | 0-2 | | 0-1 | | 0-21 | |
| 0-8 | 0-0 | 0-0 | | HOME | | 0-0 | | 0-1 | | 0-7 | |
| 0-9 | 0-0 | 0-0 | | AWAY | | 0-2 | | 0-0 | | 0-7 | |
| 0-7 | 0-0 | 0-0 | | NEUTRAL | | 0-0 | | 0-0 | | 0-7 | |
| <hr/> | | | | | | | | | | | |
| 0-16 | 0-0 | 0-0 | | NON-CONFERENCE | | 0-2 | | 0-1 | | 0-13 | |
| 0-4 | 0-0 | 0-0 | | HOME | | 0-0 | | 0-1 | | 0-3 | |
| 0-5 | 0-0 | 0-0 | | AWAY | | 0-2 | | 0-0 | | 0-3 | |
| 0-7 | 0-0 | 0-0 | | NEUTRAL | | 0-0 | | 0-0 | | 0-7 | |
| <hr/> | | | | | | | | | | | |
| 0-8 | 0-0 | 0-0 | | CONFERENCE | | 0-0 | | 0-0 | | 0-8 | |
| 0-4 | 0-0 | 0-0 | | HOME | | 0-0 | | 0-0 | | 0-4 | |
| 0-4 | 0-0 | 0-0 | | AWAY | | 0-0 | | 0-0 | | 0-4 | |
| 0-0 | 0-0 | 0-0 | | NEUTRAL | | 0-0 | | 0-0 | | 0-0 | |
| <hr/> | | | | | | | | | | | |
| RPI S | Opponent | Score | RPI S | Opponent | Score | RPI S | Opponent | Score | RPI S | Opponent | Score |
| | | | | | | 87 A | Towson | 0 3 | 135 H | American | 0 3 |
| | | | | | | 97 A | Maryland | 0 3 | 158 A | Army West Point | 0 3 |
| | | | | | | 164 A | Howard | 0 3 | 164 H | Howard | 1 3 |
| | | | | | | 177 A | Elon | 0 3 | 182 N | Sacred Heart | 0 3 |
| | | | | | | 187 N | St. John's (NY) | 0 3 | 189 H | New Hampshire | 0 3 |
| | | | | | | 192 A | UMBC | 1 3 | 213 A | UMES | 0 3 |
| | | | | | | 215 N | Eastern Mich. | 0 3 | 220 N | Wofford | 0 3 |
| | | | | | | 252 H | La Salle | 0 3 | 275 N | Gardner-Webb | 0 3 |
| | | | | | | 296 N | Akron | 0 3 | 307 N | Loyola Maryland | 0 3 |
| | | | | | | 308 A | Hampton | 0 3 | 310 H | Morgan St. | 0 3 |
| | | | | | | 311 H | St. Francis Brooklyn | 1 3 | 321 A | Norfolk St. | 1 3 |
| | | | | | | 321 H | Norfolk St. | 0 3 | 328 H | Coppin St. | 0 3 |
| | | | | | | LAST 10 GAMES | | | 87 A | Towson | 0 3 |
| | | | | | | | | | 310 H | Morgan St. | 0 3 |
| | | | | | | | | | 328 H | Coppin St. | 0 3 |
| | | | | | | | | | 321 A | Norfolk St. | 1 3 |
| | | | | | | | | | 308 A | Hampton | 0 3 |

Non-Div. I Games:

Delaware St.

| Average RPI Win: 327 | | WON-LOST RECORD | | WINNING PCT. RANK | | LAST 10 GAMES | | STRENGTH OF SCHEDULE | | OPP. STRENGTH OF SCHEDULE | | TEAM RPI | | ADJ RPI | | CONF. RPI | | ADJ CONF. RPI | |
|----------------------|---|-----------------|--|-------------------|--|----------------|---|----------------------|--|---------------------------|--|----------|---|------------|--|-----------|--|---------------|--|
| DIV. I ONLY | | 3- 13 | | .1875 305 | | 2- 8 | | 332 | | 306 | | 329 | | .31056 327 | | 31 | | 31 | |
| DIV. I NON-CONF. | | 1- 10 | | .09091 313 | | 0- 5 | | 317 | | 290 | | 329 | | .3148 327 | | 30 | | 30 | |
| TOTALS | | RPI 1-25 | | RPI 26-50 | | W-L RECORDS | | RPI 51-100 | | RPI 101-150 | | RPI 150+ | | | | | | | |
| 3- 13 | | 0- 0 | | 0- 0 | | OVERALL | | 0- 1 | | 0- 0 | | 3- 12 | | | | | | | |
| 0- 6 | | 0- 0 | | 0- 0 | | HOME | | 0- 0 | | 0- 0 | | 0- 6 | | | | | | | |
| 2- 4 | | 0- 0 | | 0- 0 | | AWAY | | 0- 1 | | 0- 0 | | 2- 3 | | | | | | | |
| 1- 3 | | 0- 0 | | 0- 0 | | NEUTRAL | | 0- 0 | | 0- 0 | | 1- 3 | | | | | | | |
| 1- 10 | | 0- 0 | | 0- 0 | | NON-CONFERENCE | | 0- 1 | | 0- 0 | | 1- 9 | | | | | | | |
| 0- 3 | | 0- 0 | | 0- 0 | | HOME | | 0- 0 | | 0- 0 | | 0- 3 | | | | | | | |
| 0- 4 | | 0- 0 | | 0- 0 | | AWAY | | 0- 1 | | 0- 0 | | 0- 3 | | | | | | | |
| 1- 3 | | 0- 0 | | 0- 0 | | NEUTRAL | | 0- 0 | | 0- 0 | | 1- 3 | | | | | | | |
| 2- 3 | | 0- 0 | | 0- 0 | | CONFERENCE | | 0- 0 | | 0- 0 | | 2- 3 | | | | | | | |
| 0- 3 | | 0- 0 | | 0- 0 | | HOME | | 0- 0 | | 0- 0 | | 0- 3 | | | | | | | |
| 2- 0 | | 0- 0 | | 0- 0 | | AWAY | | 0- 0 | | 0- 0 | | 2- 0 | | | | | | | |
| 0- 0 | | 0- 0 | | 0- 0 | | NEUTRAL | | 0- 0 | | 0- 0 | | 0- 0 | | | | | | | |
| RPI | S | Opponent | | Score | | RPI | S | Opponent | | Score | | RPI | S | Opponent | | Score | | | |
| | | | | | | | | | | | | | | | | | | | |
| | | | | | | | | | | | | | | | | | | | |
| | | | | | | | | | | | | | | | | | | | |
| | | | | | | | | | | | | | | | | | | | |
| | | | | | | | | | | | | | | | | | | | |
| | | | | | | | | | | | | | | | | | | | |
| | | | | | | | | | | | | | | | | | | | |
| | | | | | | | | | | | | | | | | | | | |
| | | | | | | | | | | | | | | | | | | | |
| | | | | | | | | | | | | | | | | | | | |
| | | | | | | | | | | | | | | | | | | | |
| | | | | | | | | | | | | | | | | | | | |
| | | | | | | | | | | | | | | | | | | | |
| | | | | | | | | | | | | | | | | | | | |
| | | | | | | | | | | | | | | | | | | | |
| | | | | | | | | | | | | | | | | | | | |
| | | | | | | | | | | | | | | | | | | | |
| | | | | | | | | | | | | | | | | | | | |
| | | | | | | | | | | | | | | | | | | | |
| | | | | | | | | | | | | | | | | | | | |
| | | | | | | | | | | | | | | | | | | | |
| | | | | | | | | | | | | | | | | | | | |
| | | | | | | | | | | | | | | | | | | | |
| | | | | | | | | | | | | | | | | | | | |
| | | | | | | | | | | | | | | | | | | | |
| | | | | | | | | | | | | | | | | | | | |
| | | | | | | | | | | | | | | | | | | | |
| | | | | | | | | | | | | | | | | | | | |
| | | | | | | | | | | | | | | | | | | | |
| | | | | | | | | | | | | | | | | | | | |
| | | | | | | | | | | | | | | | | | | | |
| | | | | | | | | | | | | | | | | | | | |
| | | | | | | | | | | | | | | | | | | | |
| | | | | | | | | | | | | | | | | | | | |
| | | | | | | | | | | | | | | | | | | | |
| | | | | | | | | | | | | | | | | | | | |
| | | | | | | | | | | | | | | | | | | | |
| | | | | | | | | | | | | | | | | | | | |
| | | | | | | | | | | | | | | | | | | | |
| | | | | | | | | | | | | | | | | | | | |
| | | | | | | | | | | | | | | | | | | | |
| | | | | | | | | | | | | | | | | | | | |
| | | | | | | | | | | | | | | | | | | | |
| | | | | | | | | | | | | | | | | | | | |
| | | | | | | | | | | | | | | | | | | | |
| | | | | | | | | | | | | | | | | </ | | | |

Non-Div. I Games:

N.C. Central

| | | | | | | | | | | | | | | | | | | | | | |
|-------------------|-------------|-----------|-----------|----------------|-------------|---------------|----------|-------------|---------------|--------------------|-------|---|--|--|--|--|--|-------|--------------|---|---|
| Average RPI Win: | 324 | WON-LOST | WINNING | LAST 10 | STRENGTH OF | OPP. STRENGTH | TEAM | ADJ | CONF. | ADJ CONF. | | | | | | | | | | | |
| Average RPI Loss: | 236 | RECORD | PCT. RANK | GAMES | SCHEDULE | OF SCHEDULE | RPI | RPI | RPI | RPI | | | | | | | | | | | |
| DIV. I ONLY | 2- 21 | .08696 | 328 | 2- 8 | 313 | 304 | 328 | .30986 | 328 | 31 | 31 | | | | | | | | | | |
| DIV. I NON-CONF. | 0- 14 | 0 | 322 | 0- 1 | 283 | 279 | 327 | .31365 | 328 | 30 | 30 | | | | | | | | | | |
| <hr/> | | | | | | | | | | | | | | | | | | | | | |
| TOTALS | RPI 1-25 | RPI 26-50 | | W-L RECORDS | | RPI 51-100 | | RPI 101-150 | | RPI 150+ | | | | | | | | | | | |
| 2- 21 | 0- 0 | 0- 0 | | OVERALL | | 0- 0 | | 0- 2 | | 2- 19 | | | | | | | | | | | |
| 0- 3 | 0- 0 | 0- 0 | | HOME | | 0- 0 | | 0- 0 | | 0- 3 | | | | | | | | | | | |
| 2- 10 | 0- 0 | 0- 0 | | AWAY | | 0- 0 | | 0- 1 | | 2- 9 | | | | | | | | | | | |
| 0- 8 | 0- 0 | 0- 0 | | NEUTRAL | | 0- 0 | | 0- 1 | | 0- 7 | | | | | | | | | | | |
| <hr/> | | | | | | | | | | | | | | | | | | | | | |
| 0- 14 | 0- 0 | 0- 0 | | NON-CONFERENCE | | 0- 0 | | 0- 2 | | 0- 12 | | | | | | | | | | | |
| 0- 0 | 0- 0 | 0- 0 | | HOME | | 0- 0 | | 0- 0 | | 0- 0 | | | | | | | | | | | |
| 0- 6 | 0- 0 | 0- 0 | | AWAY | | 0- 0 | | 0- 1 | | 0- 5 | | | | | | | | | | | |
| 0- 8 | 0- 0 | 0- 0 | | NEUTRAL | | 0- 0 | | 0- 1 | | 0- 7 | | | | | | | | | | | |
| <hr/> | | | | | | | | | | | | | | | | | | | | | |
| 2- 7 | 0- 0 | 0- 0 | | CONFERENCE | | 0- 0 | | 0- 0 | | 2- 7 | | | | | | | | | | | |
| 0- 3 | 0- 0 | 0- 0 | | HOME | | 0- 0 | | 0- 0 | | 0- 3 | | | | | | | | | | | |
| 2- 4 | 0- 0 | 0- 0 | | AWAY | | 0- 0 | | 0- 0 | | 2- 4 | | | | | | | | | | | |
| 0- 0 | 0- 0 | 0- 0 | | NEUTRAL | | 0- 0 | | 0- 0 | | 0- 0 | | | | | | | | | | | |
| <hr/> | | | | | | | | | | | | | | | | | | | | | |
| RPI S | Opponent | Score | RPI S | Opponent | Score | RPI S | Opponent | Score | RPI S | Opponent | Score | | | | | | | | | | |
| | | | | | | | | | 135 A | American | 0 | 3 | | | | | | | | | |
| | | | | | | | | | 142 N | Delaware | 0 | 3 | | | | | | | | | |
| | | | | | | | | | 164 A | Howard | 0 | 3 | | | | | | | | | |
| | | | | | | | | | 164 H | Howard | 0 | 3 | | | | | | | | | |
| | | | | | | | | | 172 A | Duquesne | 0 | 3 | | | | | | | | | |
| | | | | | | | | | 183 A | Navy | 1 | 3 | | | | | | | | | |
| | | | | | | | | | 185 N | Kent St. | 2 | 3 | | | | | | | | | |
| | | | | | | | | | 189 N | New Hampshire | 0 | 3 | | | | | | | | | |
| | | | | | | | | | 203 A | William & Mary | 0 | 3 | | | | | | | | | |
| | | | | | | | | | 213 A | UMES | 0 | 3 | | | | | | | | | |
| | | | | | | | | | 253 A | Robert Morris | 1 | 3 | | | | | | | | | |
| | | | | | | | | | 267 N | Western Caro. | 0 | 3 | | | | | | | | | |
| | | | | | | | | | 269 N | Montana | 0 | 3 | | | | | | | | | |
| | | | | | | | | | 274 N | Charlotte | 0 | 3 | | | | | | | | | |
| | | | | | | | | | 277 A | Morehead St. | 1 | 3 | | | | | | | | | |
| | | | | | | | | | 306 N | Bucknell | 1 | 3 | | | | | | | | | |
| | | | | | | | | | 308 A | Hampton | 0 | 3 | | | | | | | | | |
| | | | | | | | | | 308 H | Hampton | 2 | 3 | | | | | | | | | |
| | | | | | | | | | 310 A | Morgan St. | 0 | 3 | | | | | | | | | |
| | | | | | | | | | 317 N | Saint Francis (PA) | 0 | 3 | | | | | | | | | |
| | | | | | | | | | 321 A | Norfolk St. | 3 | 2 | | | | | | | | | |
| | | | | | | | | | LAST 10 GAMES | | | | | | | | | 321 H | Norfolk St. | 2 | 3 |
| | | | | | | | | | | | | | | | | | | 326 A | Delaware St. | 3 | 0 |
| | | | | | | | | | | | | | | | | | | 326 A | Delaware St. | 3 | 0 |
| | | | | | | | | | | | | | | | | | | 164 A | Howard | 0 | 3 |
| 308 H | Hampton | 2 | 3 | | | | | | | | | | | | | | | | | | |
| 321 H | Norfolk St. | 2 | 3 | | | | | | | | | | | | | | | | | | |
| 185 N | Kent St. | 2 | 3 | | | | | | | | | | | | | | | | | | |
| 308 A | Hampton | 0 | 3 | | | | | | | | | | | | | | | | | | |
| 321 A | Norfolk St. | 3 | 2 | | | | | | | | | | | | | | | | | | |
| 164 H | Howard | 0 | 3 | | | | | | | | | | | | | | | | | | |
| 310 A | Morgan St. | 0 | 3 | | | | | | | | | | | | | | | | | | |
| 213 A | UMES | 0 | 3 | | | | | | | | | | | | | | | | | | |

Non-Div. I Games:

Coppin St.

| Average RPI Win: 322 | | WON-LOST | WINNING | LAST 10 | STRENGTH OF | | OPP. STRENGTH | TEAM | ADJ | CONF. | ADJ CONF. |
|-----------------------|----------|----------|-----------|----------------|-------------|-------|---------------|-------|-------------|--------|-----------|
| Average RPI Loss: 261 | | RECORD | PCT. RANK | GAMES | SCHEDULE | | OF SCHEDULE | RPI | RPI | RPI | RPI |
| DIV. I ONLY | | 3- 12 | .2 | 300 | 2- 6 | | 324 | 332 | 327 | .30589 | 329 |
| DIV. I NON-CONF. | | 0- 4 | 0 | 322 | 0- 1 | | 192 | 249 | 317 | .35291 | 317 |
| TOTALS | | RPI 1-25 | RPI 26-50 | | W-L RECORDS | | RPI 51-100 | | RPI 101-150 | | RPI 150+ |
| 3- 12 | 0- 0 | 0- 0 | | OVERALL | | 0- 1 | | 0- 1 | | 3- 10 | |
| 2- 5 | 0- 0 | 0- 0 | | HOME | | 0- 0 | | 0- 0 | | 2- 5 | |
| 1- 5 | 0- 0 | 0- 0 | | AWAY | | 0- 0 | | 0- 1 | | 1- 4 | |
| 0- 2 | 0- 0 | 0- 0 | | NEUTRAL | | 0- 1 | | 0- 0 | | 0- 1 | |
| 0- 4 | 0- 0 | 0- 0 | | NON-CONFERENCE | | 0- 1 | | 0- 1 | | 0- 2 | |
| 0- 0 | 0- 0 | 0- 0 | | HOME | | 0- 0 | | 0- 0 | | 0- 0 | |
| 0- 2 | 0- 0 | 0- 0 | | AWAY | | 0- 0 | | 0- 1 | | 0- 1 | |
| 0- 2 | 0- 0 | 0- 0 | | NEUTRAL | | 0- 1 | | 0- 0 | | 0- 1 | |
| 3- 8 | 0- 0 | 0- 0 | | CONFERENCE | | 0- 0 | | 0- 0 | | 3- 8 | |
| 2- 5 | 0- 0 | 0- 0 | | HOME | | 0- 0 | | 0- 0 | | 2- 5 | |
| 1- 3 | 0- 0 | 0- 0 | | AWAY | | 0- 0 | | 0- 0 | | 1- 3 | |
| 0- 0 | 0- 0 | 0- 0 | | NEUTRAL | | 0- 0 | | 0- 0 | | 0- 0 | |
| RPI S | Opponent | Score | | RPI S | Opponent | Score | | RPI S | Opponent | Score | |
| | | | | | | | | | | | |
| | | | | | | | | | | | |
| | | | | | | | | | | | |
| | | | | | | | | | | | |
| | | | | | | | | | | | |
| | | | | | | | | | | | |
| | | | | | | | | | | | |
| | | | | | | | | | | | |
| | | | | | | | | | | | |
| | | | | | | | | | | | |
| | | | | | | | | | | | |
| | | | | | | | | | | | |
| | | | | | | | | | | | |
| | | | | | | | | | | | |
| | | | | | | | | | | | |
| | | | | | | | | | | | |
| | | | | | | | | | | | |
| | | | | | | | | | | | |
| | | | | | | | | | | | |
| | | | | | | | | | | | |
| | | | | | | | | | | | |
| | | | | | | | | | | | |
| | | | | | | | | | | | |
| | | | | | | | | | | | |
| | | | | | | | | | | | |
| | | | | | | | | | | | |
| | | | | | | | | | | | |
| | | | | | | | | | | | |
| | | | | | | | | | | | |
| | | | | | | | | | | | |
| | | | | | | | | | | | |
| | | | | | | | | | | | |
| | | | | | | | | | | | |
| | | | | | | | | | | | |
| | | | | | | | | | | | |
| | | | | | | | | | | | |
| | | | | | | | | | | | |
| | | | | | | | | | | | |
| | | | | | | | | | | | |
| | | | | | | | | | | | |
| | | | | | | | | | | | |
| | | | | | | | | | | | |
| | | | | | | | | | | | |
| | | | | | | | | | | | |
| | | | | | | | | | | | |
| | | | | | | | | | | | |
| | | | | | | | | | | | |
| | | | | | | | | | | | |
| | | | | | | | | | | | |
| | | | | | | | | | | | |
| | | | | | | | | | | | |
| | | | | | | | | | | | |
| | | | | | | | | | | | |
| | | | | | | | | | | | |
| | | | | | | | | | | | |
| | | | | | | | | | | | |
| | | | | | | | | | | | |
| | | | | | | | | | | | |
| | | | | | | | | | | | |
| | | | | | | | | | | | |
| | | | | | | | | | | | |
| | | | | | | | | | | | |
| | | | | | | | | | | | |
| | | | | | | | | | | | |
| | | | | | | | | | | | |
| | | | | | | | | | | | |
| | | | | | | | | | | | |
| | | | | | | | | | | | |
| | | | | | | | | | | | |
| | | | | | | | | | | | |
| | | | | | | | | | | | |
| | | | | | | | | | | | |
| | | | | | | | | | | | |
| | | | | | | | | | | | |
| | | | | | | | | | | | |
| | | | | | | | | | | | |
| | | | | | | | | | | | |
| | | | | | | | | | | | |
| | | | | | | | | | | | |
| | | | | | | | | | | | |
| | | | | | | | | | | | |
| | | | | | | | | | | | |
| | | | | | | | | | | | |
| | | | | | | | | | | | |
| | | | | | | | | | | | |
| | | | | | | | | | | | |
| | | | | | | | | | | | |
| | | | | | | | | | | | |
| | | | | | | | | | | | |
| | | | | | | | | | | | |
| | | | | | | | | | | | |
| | | | | | | | | | | | |
| | | | | | | | | | | | |
| | | | | | | | | | | | |
| | | | | | | | | | | | |
| | | | | | | | | | | | |
| | | | | | | | | | | | |
| | | | | | | | | | | | |
| | | | | | | | | | | | |
| | | | | | | | | | | | |

| Average RPI Win: 332 | | WON-LOST | WINNING | LAST 10 | STRENGTH OF | | OPP. STRENGTH | TEAM | ADJ | CONF. | ADJ CONF. |
|-----------------------|----------|----------|---------------|--------------------|-------------|-------|-----------------|-------|-------------|--------------------|-----------|
| Average RPI Loss: 253 | | RECORD | PCT. RANK | GAMES | SCHEDULE | | OF SCHEDULE | RPI | RPI | RPI | RPI |
| DIV. I ONLY | | 1- 22 | .04348 | 331 | 1- 5 | | 318 | 314 | 330 | .28441 | 330 |
| DIV. I NON-CONF. | | 0- 16 | 0 | 322 | 0- 1 | | 275 | 310 | 330 | .30638 | 330 |
| TOTALS | | RPI 1-25 | RPI 26-50 | | W-L RECORDS | | RPI 51-100 | | RPI 101-150 | | RPI 150+ |
| 1- 22 | 0- 0 | 0- 0 | | OVERALL | | 0- 0 | | 0- 2 | | 1- 20 | |
| 1- 7 | 0- 0 | 0- 0 | | HOME | | 0- 0 | | 0- 0 | | 1- 7 | |
| 0- 6 | 0- 0 | 0- 0 | | AWAY | | 0- 0 | | 0- 1 | | 0- 5 | |
| 0- 9 | 0- 0 | 0- 0 | | NEUTRAL | | 0- 0 | | 0- 1 | | 0- 8 | |
| 0- 16 | 0- 0 | 0- 0 | | NON-CONFERENCE | | 0- 0 | | 0- 2 | | 0- 14 | |
| 0- 3 | 0- 0 | 0- 0 | | HOME | | 0- 0 | | 0- 0 | | 0- 3 | |
| 0- 4 | 0- 0 | 0- 0 | | AWAY | | 0- 0 | | 0- 1 | | 0- 3 | |
| 0- 9 | 0- 0 | 0- 0 | | NEUTRAL | | 0- 0 | | 0- 1 | | 0- 8 | |
| 1- 6 | 0- 0 | 0- 0 | | CONFERENCE | | 0- 0 | | 0- 0 | | 1- 6 | |
| 1- 4 | 0- 0 | 0- 0 | | HOME | | 0- 0 | | 0- 0 | | 1- 4 | |
| 0- 2 | 0- 0 | 0- 0 | | AWAY | | 0- 0 | | 0- 0 | | 0- 2 | |
| 0- 0 | 0- 0 | 0- 0 | | NEUTRAL | | 0- 0 | | 0- 0 | | 0- 0 | |
| RPI S | Opponent | Score | RPI S | Opponent | Score | RPI S | Opponent | Score | RPI S | Opponent | Score |
| | | | | | | | | | 140 N | Austin Peay | 0 3 |
| | | | | | | | | | 141 A | Georgia | 0 3 |
| | | | | | | | | | 160 H | East Carolina | 0 3 |
| | | | | | | | | | 177 N | Elon | 0 3 |
| | | | | | | | | | 209 A | Ga. Southern | 1 3 |
| | | | | | | | | | 243 A | Florida A&M | 0 3 |
| | | | | | | | | | 243 H | Florida A&M | 0 3 |
| | | | | | | | | | 251 N | San Francisco | 0 3 |
| | | | | | | | | | 254 A | Alabama St. | 0 3 |
| | | | | | | | | | 256 N | UNC Asheville | 0 3 |
| | | | | | | | | | 271 H | Charleston So. | 1 3 |
| | | | | | | | | | 271 H | Charleston So. | 1 3 |
| | | | | | | | | | 271 N | Charleston So. | 0 3 |
| | | | | | | | | | 284 N | Jacksonville St. | 0 3 |
| | | | | | | | | | 288 A | The Citadel | 0 3 |
| | | | | | | | | | 288 N | The Citadel | 0 3 |
| | | | | | | | | | 290 A | Bethune-Cookman | 0 3 |
| | | | | | | | | | 290 H | Bethune-Cookman | 0 3 |
| | | | | | | | | | 293 N | Troy | 1 3 |
| | | | | | | | | | 301 H | N.C. A&T | 0 3 |
| | | | | | | | | | 312 N | Chicago St. | 0 3 |
| | | | | | | | | | 327 H | N.C. Central | 0 3 |
| | | | | | | | | | 332 H | South Carolina St. | 3 1 |
| | | | LAST 10 GAMES | | | | | | | | |
| | | | 271 H | Charleston So. | 1 3 | 301 H | N.C. A&T | 0 3 | | | |
| | | | 243 H | Florida A&M | 0 3 | 243 A | Florida A&M | 0 3 | | | |
| | | | 290 H | Bethune-Cookman | 0 3 | 290 A | Bethune-Cookman | 0 3 | | | |
| | | | 332 H | South Carolina St. | 3 1 | 140 N | Austin Peay | 0 3 | | | |
| | | | 327 H | N.C. Central | 0 3 | 288 A | The Citadel | 0 3 | | | |

Non-Div. I Games:

Savannah St.

| Average RPI Win: 334 | | WON-LOST | WINNING | LAST 10 | STRENGTH OF | | OPP. STRENGTH | TEAM | ADJ | CONF. | ADJ CONF. |
|-----------------------|----------|---------------|----------------|-------------|-------------|-------|---------------|----------|------------|------------------|-----------|
| Average RPI Loss: 278 | | RECORD | PCT. RANK | GAMES | SCHEDULE | | OF SCHEDULE | RPI | RPI | RPI | RPI |
| DIV. I ONLY | | 1- 15 | .0625 329 | 1- 9 | 316 | | 334 | 331 | .27636 331 | 32 | 32 |
| DIV. I NON-CONF. | | 0- 7 | 0 322 | 0- 1 | 221 | | 333 | 323 | .32905 323 | 32 | 32 |
| TOTALS | | RPI 1-25 | RPI 26-50 | W-L RECORDS | RPI 51-100 | | RPI 101-150 | RPI 150+ | | | |
| 1- 15 | 0- 0 | 0- 0 | OVERALL | 0- 0 | 0- 0 | | 0- 1 | 1- 14 | | | |
| 1- 4 | 0- 0 | 0- 0 | HOME | 0- 0 | 0- 0 | | 0- 0 | 1- 4 | | | |
| 0- 7 | 0- 0 | 0- 0 | AWAY | 0- 0 | 0- 0 | | 0- 0 | 0- 7 | | | |
| 0- 4 | 0- 0 | 0- 0 | NEUTRAL | 0- 0 | 0- 0 | | 0- 1 | 0- 3 | | | |
| 0- 7 | 0- 0 | 0- 0 | NON-CONFERENCE | 0- 0 | 0- 0 | | 0- 1 | 0- 6 | | | |
| 0- 1 | 0- 0 | 0- 0 | HOME | 0- 0 | 0- 0 | | 0- 0 | 0- 1 | | | |
| 0- 2 | 0- 0 | 0- 0 | AWAY | 0- 0 | 0- 0 | | 0- 0 | 0- 2 | | | |
| 0- 4 | 0- 0 | 0- 0 | NEUTRAL | 0- 0 | 0- 0 | | 0- 1 | 0- 3 | | | |
| 1- 8 | 0- 0 | 0- 0 | CONFERENCE | 0- 0 | 0- 0 | | 0- 0 | 1- 8 | | | |
| 1- 3 | 0- 0 | 0- 0 | HOME | 0- 0 | 0- 0 | | 0- 0 | 1- 3 | | | |
| 0- 5 | 0- 0 | 0- 0 | AWAY | 0- 0 | 0- 0 | | 0- 0 | 0- 5 | | | |
| 0- 0 | 0- 0 | 0- 0 | NEUTRAL | 0- 0 | 0- 0 | | 0- 0 | 0- 0 | | | |
| RPI S | Opponent | Score | RPI S | Opponent | Score | RPI S | Opponent | Score | RPI S | Opponent | Score |
| | | | | | | | | | 149 N | North Dakota | 0 3 |
| | | | | | | | | | 244 N | Oral Roberts | 0 3 |
| | | | | | | | | | 248 N | Incarnate Word | 0 3 |
| | | | | | | | | | 254 H | Alabama St. | 0 3 |
| | | | | | | | | | 255 A | Central Ark. | 0 3 |
| | | | | | | | | | 259 A | Texas Southern | 0 3 |
| | | | | | | | | | 281 N | La.-Monroe | 0 3 |
| | | | | | | | | | 284 A | Jacksonville St. | 0 3 |
| | | | | | | | | | 284 H | Jacksonville St. | 0 3 |
| | | | | | | | | | 302 A | Prairie View | 0 3 |
| | | | | | | | | | 320 A | Southern U. | 1 3 |
| | | | | | | | | | 320 H | Southern U. | 0 3 |
| | | | | | | | | | 323 A | Ark.-Pine Bluff | 1 3 |
| | | | | | | | | | 324 H | Jackson St. | 0 3 |
| | | | | | | | | | 329 A | Grambling | 0 3 |
| | | | | | | | | | 334 H | Mississippi Val. | 3 0 |
| | | LAST 10 GAMES | | | | | | | | | |
| | | | | | | | | | 320 A | Southern U. | 1 3 |
| | | | | | | | | | 323 A | Ark.-Pine Bluff | 1 3 |
| | | | | | | | | | 329 A | Grambling | 0 3 |
| | | | | | | | | | 320 H | Southern U. | 0 3 |
| | | | | | | | | | 284 H | Jacksonville St. | 0 3 |
| | | | | | | | | | 254 H | Alabama St. | 0 3 |

Non-Div. I Games: Albany St. (GA) 3 2 Miles 1 3

Alcorn

| | | | | | | | | | | | | |
|-------------------|----------|-----------|---------------|----------------|-------------|---------------|----------|-------------|-------|-------------------|-------|---|
| Average RPI Win: | 0 | WON-LOST | WINNING | LAST 10 | STRENGTH OF | OPP. STRENGTH | TEAM | ADJ | CONF. | ADJ CONF. | | |
| Average RPI Loss: | 257 | RECORD | PCT. RANK | GAMES | SCHEDULE | OF SCHEDULE | RPI | RPI | RPI | RPI | | |
| DIV. I ONLY | | 0- 22 | 0 332 | 0- 10 | 321 | 321 | 332 | .26704 | 332 | 31 | 31 | |
| DIV. I NON-CONF. | | 0- 13 | 0 322 | 0- 3 | 270 | 317 | 328 | .30944 | 329 | 30 | 30 | |
| <hr/> | | | | | | | | | | | | |
| TOTALS | RPI 1-25 | RPI 26-50 | | W-L RECORDS | | RPI 51-100 | | RPI 101-150 | | RPI 150+ | | |
| 0- 22 | 0- 0 | 0- 0 | | OVERALL | | 0- 0 | | 0- 0 | | 0- 22 | | |
| 0- 7 | 0- 0 | 0- 0 | | HOME | | 0- 0 | | 0- 0 | | 0- 7 | | |
| 0- 7 | 0- 0 | 0- 0 | | AWAY | | 0- 0 | | 0- 0 | | 0- 7 | | |
| 0- 8 | 0- 0 | 0- 0 | | NEUTRAL | | 0- 0 | | 0- 0 | | 0- 8 | | |
| <hr/> | | | | | | | | | | | | |
| 0- 13 | 0- 0 | 0- 0 | | NON-CONFERENCE | | 0- 0 | | 0- 0 | | 0- 13 | | |
| 0- 3 | 0- 0 | 0- 0 | | HOME | | 0- 0 | | 0- 0 | | 0- 3 | | |
| 0- 3 | 0- 0 | 0- 0 | | AWAY | | 0- 0 | | 0- 0 | | 0- 3 | | |
| 0- 7 | 0- 0 | 0- 0 | | NEUTRAL | | 0- 0 | | 0- 0 | | 0- 7 | | |
| <hr/> | | | | | | | | | | | | |
| 0- 9 | 0- 0 | 0- 0 | | CONFERENCE | | 0- 0 | | 0- 0 | | 0- 9 | | |
| 0- 4 | 0- 0 | 0- 0 | | HOME | | 0- 0 | | 0- 0 | | 0- 4 | | |
| 0- 4 | 0- 0 | 0- 0 | | AWAY | | 0- 0 | | 0- 0 | | 0- 4 | | |
| 0- 1 | 0- 0 | 0- 0 | | NEUTRAL | | 0- 0 | | 0- 0 | | 0- 1 | | |
| <hr/> | | | | | | | | | | | | |
| RPI S | Opponent | Score | RPI S | Opponent | Score | RPI S | Opponent | Score | RPI S | Opponent | Score | |
| | | | | | | | | | 160 N | East Carolina | 0 | 3 |
| | | | | | | | | | 160 N | East Carolina | 0 | 3 |
| | | | | | | | | | 165 A | Chattanooga | 0 | 3 |
| | | | | | | | | | 179 A | Campbell | 0 | 3 |
| | | | | | | | | | 183 N | Navy | 0 | 3 |
| | | | | | | | | | 213 A | UMES | 0 | 3 |
| | | | | | | | | | 235 A | Georgia St. | 0 | 3 |
| | | | | | | | | | 243 A | Florida A&M | 0 | 3 |
| | | | | | | | | | 243 H | Florida A&M | 0 | 3 |
| | | | | | | | | | 271 H | Charleston So. | 0 | 3 |
| | | | | | | | | | 275 H | Gardner-Webb | 0 | 3 |
| | | | | | | | | | 278 N | Cal St. Fullerton | 0 | 3 |
| | | | | | | | | | 279 N | Rider | 0 | 3 |
| | | | | | | | | | 288 H | The Citadel | 1 | 3 |
| | | | | | | | | | 290 A | Bethune-Cookman | 0 | 3 |
| | | | | | | | | | 290 H | Bethune-Cookman | 0 | 3 |
| | | | | | | | | | 297 N | Presbyterian | 0 | 3 |
| | | | | | | | | | 301 H | N.C. A&T | 0 | 3 |
| | | | | | | | | | 321 N | Norfolk St. | 0 | 3 |
| | | | | | | | | | 327 H | N.C. Central | 1 | 3 |
| | | | | | | | | | 330 A | Savannah St. | 1 | 3 |
| | | | | | | | | | 334 N | Mississippi Val. | 2 | 3 |
| | | | LAST 10 GAMES | | | | | | | | | |
| | | | | | | | | | | | | |
| | | | | | | | | | | | | |
| | | | | | | | | | | | | |
| | | | | | | | | | | | | |
| | | | | | | | | | | | | |
| | | | | | | | | | | | | |
| | | | | | | | | | | | | |
| | | | | | | | | | | | | |
| | | | | | | | | | | | | |

Non-Div. I Games:

South Carolina St.

| Average RPI Win: 0 | | WON-LOST | WINNING | LAST 10 | STRENGTH OF | | OPP. STRENGTH | TEAM | ADJ | CONF. | ADJ CONF. |
|-----------------------|----------|----------|----------------|-------------|-------------|-------|---------------------|----------|--------|---------------------|-----------|
| Average RPI Loss: 279 | | RECORD | PCT. RANK | GAMES | SCHEDULE | | OF SCHEDULE | RPI | RPI | RPI | RPI |
| DIV. I ONLY | | 0- 19 | 0 332 | 0- 10 | 329 | | 328 | 333 | .24823 | 333 | 30 |
| DIV. I NON-CONF. | | 0- 7 | 0 322 | 0- 1 | 332 | | 331 | 334 | .24019 | 334 | 31 |
| TOTALS | | RPI 1-25 | RPI 26-50 | W-L RECORDS | RPI 51-100 | | RPI 101-150 | RPI 150+ | | | |
| 0- 19 | 0- 0 | 0- 0 | OVERALL | 0- 0 | 0- 0 | | 0- 0 | 0- 19 | | | |
| 0- 8 | 0- 0 | 0- 0 | HOME | 0- 0 | 0- 0 | | 0- 0 | 0- 8 | | | |
| 0- 10 | 0- 0 | 0- 0 | AWAY | 0- 0 | 0- 0 | | 0- 0 | 0- 10 | | | |
| 0- 1 | 0- 0 | 0- 0 | NEUTRAL | 0- 0 | 0- 0 | | 0- 0 | 0- 1 | | | |
| 0- 7 | 0- 0 | 0- 0 | NON-CONFERENCE | 0- 0 | 0- 0 | | 0- 0 | 0- 7 | | | |
| 0- 1 | 0- 0 | 0- 0 | HOME | 0- 0 | 0- 0 | | 0- 0 | 0- 1 | | | |
| 0- 5 | 0- 0 | 0- 0 | AWAY | 0- 0 | 0- 0 | | 0- 0 | 0- 5 | | | |
| 0- 1 | 0- 0 | 0- 0 | NEUTRAL | 0- 0 | 0- 0 | | 0- 0 | 0- 1 | | | |
| 0- 12 | 0- 0 | 0- 0 | CONFERENCE | 0- 0 | 0- 0 | | 0- 0 | 0- 12 | | | |
| 0- 7 | 0- 0 | 0- 0 | HOME | 0- 0 | 0- 0 | | 0- 0 | 0- 7 | | | |
| 0- 5 | 0- 0 | 0- 0 | AWAY | 0- 0 | 0- 0 | | 0- 0 | 0- 5 | | | |
| 0- 0 | 0- 0 | 0- 0 | NEUTRAL | 0- 0 | 0- 0 | | 0- 0 | 0- 0 | | | |
| RPI S | Opponent | Score | RPI S | Opponent | Score | RPI S | Opponent | Score | RPI S | Opponent | Score |
| | | | | | | | | | 166 H | Fairfield | 0 3 |
| | | | | | | | | | 221 N | Providence | 0 3 |
| | | | | | | | | | 225 A | Lehigh | 0 3 |
| | | | | | | | | | 229 A | Marist | 0 3 |
| | | | | | | | | | 250 H | Quinnipiac | 0 3 |
| | | | | | | | | | 257 A | Fordham | 0 3 |
| | | | | | | | | | 279 H | Rider | 0 3 |
| | | | | | | | | | 280 A | Niagara | 0 3 |
| | | | | | | | | | 280 H | Niagara | 0 3 |
| | | | | | | | | | 294 A | Siena | 0 3 |
| | | | | | | | | | 300 A | Manhattan | 0 3 |
| | | | | | | | | | 300 H | Manhattan | 0 3 |
| | | | | | | | | | 313 A | NJIT | 1 3 |
| | | | | | | | | | 313 H | NJIT | 0 3 |
| | | | | | | | | | 314 A | Canisius | 1 3 |
| | | | | | | | | | 314 H | Canisius | 1 3 |
| | | | | | | | | | 315 H | Iona | 1 3 |
| | | | | | | | | | 322 A | Lafayette | 0 3 |
| | | | | | | | | | 325 A | Fairleigh Dickinson | 0 3 |
| | | | LAST 10 GAMES | | | | | | | | |
| | | | 314 H | Canisius | 1 3 | 229 A | Marist | 0 3 | | | |
| | | | 280 H | Niagara | 0 3 | 294 A | Siena | 0 3 | | | |
| | | | 300 A | Manhattan | 0 3 | 279 H | Rider | 0 3 | | | |
| | | | 300 H | Manhattan | 0 3 | 325 A | Fairleigh Dickinson | 0 3 | | | |
| | | | 315 H | Iona | 1 3 | 280 A | Niagara | 0 3 | | | |

Non-Div. I Games:

Saint Peter's

| | | | | | | | | | | | |
|-------------------|----------|-----------------|-------------------|----------------|----------------------|---------------------------|-------------|------------|-----------|--------------------|-------|
| Average RPI Win: | 332 | WON-LOST RECORD | WINNING PCT. RANK | LAST 10 GAMES | STRENGTH OF SCHEDULE | OPP. STRENGTH OF SCHEDULE | TEAM RPI | ADJ RPI | CONF. RPI | ADJ CONF. RPI | |
| Average RPI Loss: | 292 | | | | | | | | | | |
| DIV. I ONLY | | 1- 19 | .05 330 | 0- 10 | 334 | 333 | 334 | .22876 334 | 32 | 32 | |
| DIV. I NON-CONF. | | 1- 8 | .11111 307 | 0- 2 | 331 | 334 | 333 | .2663 333 | 32 | 32 | |
| <hr/> | | | | | | | | | | | |
| TOTALS | RPI 1-25 | RPI 26-50 | | W-L RECORDS | RPI 51-100 | | RPI 101-150 | | RPI 150+ | | |
| 1- 19 | 0- 0 | 0- 0 | | OVERALL | 0- 0 | | 0- 0 | | 1- 19 | | |
| 0- 7 | 0- 0 | 0- 0 | | HOME | 0- 0 | | 0- 0 | | 0- 7 | | |
| 0- 8 | 0- 0 | 0- 0 | | AWAY | 0- 0 | | 0- 0 | | 0- 8 | | |
| 1- 4 | 0- 0 | 0- 0 | | NEUTRAL | 0- 0 | | 0- 0 | | 1- 4 | | |
| <hr/> | | | | | | | | | | | |
| 1- 8 | 0- 0 | 0- 0 | | NON-CONFERENCE | 0- 0 | | 0- 0 | | 1- 8 | | |
| 0- 2 | 0- 0 | 0- 0 | | HOME | 0- 0 | | 0- 0 | | 0- 2 | | |
| 0- 2 | 0- 0 | 0- 0 | | AWAY | 0- 0 | | 0- 0 | | 0- 2 | | |
| 1- 4 | 0- 0 | 0- 0 | | NEUTRAL | 0- 0 | | 0- 0 | | 1- 4 | | |
| <hr/> | | | | | | | | | | | |
| 0- 11 | 0- 0 | 0- 0 | | CONFERENCE | 0- 0 | | 0- 0 | | 0- 11 | | |
| 0- 5 | 0- 0 | 0- 0 | | HOME | 0- 0 | | 0- 0 | | 0- 5 | | |
| 0- 6 | 0- 0 | 0- 0 | | AWAY | 0- 0 | | 0- 0 | | 0- 6 | | |
| 0- 0 | 0- 0 | 0- 0 | | NEUTRAL | 0- 0 | | 0- 0 | | 0- 0 | | |
| <hr/> | | | | | | | | | | | |
| RPI S | Opponent | Score | RPI S | Opponent | Score | RPI S | Opponent | Score | RPI S | Opponent | Score |
| | | | | | | | | | 165 A | Chattanooga | 0 3 |
| | | | | | | | | | 254 A | Alabama St. | 0 3 |
| | | | | | | | | | 259 A | Texas Southern | 0 3 |
| | | | | | | | | | 259 H | Texas Southern | 0 3 |
| | | | | | | | | | 278 N | Cal St. Fullerton | 0 3 |
| | | | | | | | | | 284 A | Jacksonville St. | 0 3 |
| | | | | | | | | | 284 H | Jacksonville St. | 0 3 |
| | | | | | | | | | 287 N | UAB | 0 3 |
| | | | | | | | | | 297 N | Presbyterian | 0 3 |
| | | | | | | | | | 302 A | Prairie View | 0 3 |
| | | | | | | | | | 302 H | Prairie View | 0 3 |
| | | | | | | | | | 316 H | Nicholls St. | 0 3 |
| | | | | | | | | | 318 N | New Orleans | 0 3 |
| | | | | | | | | | 319 A | Alabama A&M | 0 3 |
| | | | | | | | | | 320 A | Southern U. | 0 3 |
| | | | | | | | | | 323 H | Ark.-Pine Bluff | 1 3 |
| | | | | | | | | | 324 H | Jackson St. | 1 3 |
| | | | | | | | | | 329 H | Grambling | 1 3 |
| | | | | | | | | | 331 A | Alcorn | 0 3 |
| | | | | | | | | | 332 N | South Carolina St. | 3 2 |
| | | | LAST 10 GAMES | | | | | | | | |
| | | | | | | | | | | | |
| | | | | | | | | | | | |
| | | | | | | | | | | | |
| | | | | | | | | | | | |
| | | | | | | | | | | | |
| | | | | | | | | | | | |
| | | | | | | | | | | | |
| | | | | | | | | | | | |
| | | | | | | | | | | | |
| | | | | | | | | | | | |

| | | | | | | |
|-------------------|------------------|---|---|----------|---|---|
| Non-Div. I Games: | Mississippi Col. | 0 | 3 | Tuskegee | 3 | 1 |
|-------------------|------------------|---|---|----------|---|---|

Mississippi Val.