

Average RPI Win:	63	WON-LOST RECORD	WINNING PCT. RANK	LAST 10 GAMES	STRENGTH OF SCHEDULE	OPP. STRENGTH OF SCHEDULE	TEAM RPI	ADJ RPI	CONF. RPI	ADJ CONF. RPI		
Div. I ONLY		25- 4	.86207	10	9- 1	4	1	4	.72243	1	1	1
Div. I NON-CONF.		8- 1	.88889	16	0- 0	2	3	1	.76119	1	1	1
<hr/>												
TOTALS	RPI 1-25	RPI 26-50		W-L RECORDS		RPI 51-100		RPI 101-150		RPI 150+		
25- 4	8- 4	6- 0		OVERALL		6- 0		1- 0		4- 0		
11- 1	3- 1	3- 0		HOME		3- 0		1- 0		1- 0		
11- 3	4- 3	2- 0		AWAY		3- 0		0- 0		2- 0		
3- 0	1- 0	1- 0		NEUTRAL		0- 0		0- 0		1- 0		
8- 1	5- 1	1- 0		NON-CONFERENCE		1- 0		0- 0		1- 0		
2- 0	1- 0	0- 0		HOME		1- 0		0- 0		0- 0		
3- 1	3- 1	0- 0		AWAY		0- 0		0- 0		0- 0		
3- 0	1- 0	1- 0		NEUTRAL		0- 0		0- 0		1- 0		
17- 3	3- 3	5- 0		CONFERENCE		5- 0		1- 0		3- 0		
9- 1	2- 1	3- 0		HOME		2- 0		1- 0		1- 0		
8- 2	1- 2	2- 0		AWAY		3- 0		0- 0		2- 0		
0- 0	0- 0	0- 0		NEUTRAL		0- 0		0- 0		0- 0		
RPI S	Opponent	Score	RPI S	Opponent	Score	RPI S	Opponent	Score	RPI S	Opponent	Score	
2 A	Minnesota	2 3	26 H	Penn St.	3 1	56 A	Illinois	3 0	141 H	Maryland	3 0	
2 H	Minnesota	0 3	29 A	Purdue	3 2	56 H	Illinois	3 1	155 N	Louisville	3 0	
3 A	Nebraska	0 3	29 H	Purdue	3 2	60 H	A&M-Corpus Christi	3 0	156 A	Northwestern	3 2	
4 A	Texas	3 2	34 A	Ohio St.	3 0	68 A	Indiana	3 0	212 A	Rutgers	3 0	
8 A	North Carolina	2 3	34 H	Ohio St.	3 0	70 A	Iowa	3 0	212 H	Rutgers	3 0	
13 A	Michigan	3 2	36 N	Arizona	3 0	70 H	Iowa	3 1				
13 H	Michigan	3 1										
15 H	Michigan St.	3 0										
16 H	San Diego	3 0										
18 N	Kansas St.	3 0										
23 A	Hawaii	3 1										
25 A	Texas A&M	3 0										
<hr/>												
LAST 10 GAMES												
2 A Minnesota		2 3	56 A Illinois		3 0							
70 H Iowa		3 1	29 H Purdue		3 2							
15 H Michigan St.		3 0	34 A Ohio St.		3 0							
13 H Michigan		3 1	212 H Rutgers		3 0							
156 A Northwestern		3 2	26 H Penn St.		3 1							

Non-Div. I Games:

Wisconsin

Average RPI Win:	69	WON-LOST RECORD	WINNING PCT. RANK	LAST 10 GAMES	STRENGTH OF SCHEDULE	OPP. STRENGTH OF SCHEDULE	TEAM RPI	ADJ RPI	CONF. RPI	ADJ CONF. RPI		
DIV. I ONLY		25- 4	.86207	10	10- 0	3	5	2	.72149	2	1	1
DIV. I NON-CONF.		8- 1	.88889	16	0- 0	4	19	2	.73865	2	1	1
<hr/>												
TOTALS	RPI 1-25	RPI 26-50		W-L RECORDS		RPI 51-100		RPI 101-150		RPI 150+		
25- 4	9- 3	3- 1		OVERALL		6- 0		3- 0		4- 0		
13- 0	4- 0	2- 0		HOME		3- 0		2- 0		2- 0		
8- 4	2- 3	1- 1		AWAY		3- 0		1- 0		1- 0		
4- 0	3- 0	0- 0		NEUTRAL		0- 0		0- 0		1- 0		
<hr/>												
8- 1	4- 1	0- 0		NON-CONFERENCE		2- 0		1- 0		1- 0		
3- 0	0- 0	0- 0		HOME		2- 0		1- 0		0- 0		
1- 1	1- 1	0- 0		AWAY		0- 0		0- 0		0- 0		
4- 0	3- 0	0- 0		NEUTRAL		0- 0		0- 0		1- 0		
<hr/>												
17- 3	5- 2	3- 1		CONFERENCE		4- 0		2- 0		3- 0		
10- 0	4- 0	2- 0		HOME		1- 0		1- 0		2- 0		
7- 3	1- 2	1- 1		AWAY		3- 0		1- 0		1- 0		
0- 0	0- 0	0- 0		NEUTRAL		0- 0		0- 0		0- 0		
<hr/>												
RPI	S	Opponent	Score	RPI	S	Opponent	Score	RPI	S	Opponent	Score	
1	A	Wisconsin	3 0	26	A	Penn St.	2 3	56	A	Illinois	3 0	
1	H	Wisconsin	3 2	26	H	Penn St.	3 0	68	A	Indiana	3 0	
3	A	Nebraska	2 3	29	A	Purdue	3 0	68	H	Indiana	3 0	
3	H	Nebraska	3 2	34	H	Ohio St.	3 1	70	A	Iowa	3 2	
8	A	North Carolina	3 1					75	H	Green Bay	3 0	
11	A	Stanford	1 3					98	H	North Dakota	3 1	
13	H	Michigan	3 2									
15	A	Michigan St.	2 3									
15	H	Michigan St.	3 2									
16	N	San Diego	3 1									
22	N	Florida St.	3 1									
25	N	Texas A&M	3 0									
<hr/>												
				LAST 10 GAMES								
				1 H Wisconsin				56 A Illinois				
				3 H Nebraska				141 A Maryland				
				13 H Michigan				68 H Indiana				
				15 H Michigan St.				26 H Penn St.				
				156 A Northwestern				212 H Rutgers				

Non-Div. I Games:

Minnesota

Average RPI Win: 69		WON-LOST	WINNING	LAST 10	STRENGTH OF		OPP. STRENGTH	TEAM	ADJ	CONF.	ADJ CONF.
Average RPI Loss: 18		RECORD	PCT. RANK	GAMES	SCHEDULE		OF SCHEDULE	RPI	RPI	RPI	RPI
DIV. I ONLY		27- 2	.93103	3	8		2	1	.72078	3	1
DIV. I NON-CONF.		9- 0	1	1	51		5	6	.70358	7	1
TOTALS		RPI 1-25	RPI 26-50		W-L RECORDS		RPI 51-100		RPI 101-150		RPI 150+
27- 2		8- 1	5- 1		OVERALL		7- 0		3- 0		4- 0
14- 1		4- 0	3- 1		HOME		4- 0		1- 0		2- 0
10- 1		2- 1	2- 0		AWAY		3- 0		2- 0		1- 0
3- 0		2- 0	0- 0		NEUTRAL		0- 0		0- 0		1- 0
9- 0		3- 0	1- 0		NON-CONFERENCE		1- 0		2- 0		2- 0
5- 0		1- 0	1- 0		HOME		1- 0		1- 0		1- 0
1- 0		0- 0	0- 0		AWAY		0- 0		1- 0		0- 0
3- 0		2- 0	0- 0		NEUTRAL		0- 0		0- 0		1- 0
18- 2		5- 1	4- 1		CONFERENCE		6- 0		1- 0		2- 0
9- 1		3- 0	2- 1		HOME		3- 0		0- 0		1- 0
9- 1		2- 1	2- 0		AWAY		3- 0		1- 0		1- 0
0- 0		0- 0	0- 0		NEUTRAL		0- 0		0- 0		0- 0
RPI S	Opponent	Score	RPI S	Opponent	Score	RPI S	Opponent	Score	RPI S	Opponent	Score
1 H	Wisconsin	3 0	26 A	Penn St.	3 2	56 A	Illinois	3 0	122 H	Oregon St.	3 0
2 A	Minnesota	2 3	26 H	Penn St.	3 0	56 H	Illinois	3 0	132 A	New Mexico	3 0
2 H	Minnesota	3 2	27 H	Iowa St.	3 0	68 A	Indiana	3 0	141 A	Maryland	3 0
4 N	Texas	3 0	29 H	Purdue	3 0	68 H	Indiana	3 0	152 N	Arkansas	3 0
10 N	Florida	3 1	34 A	Ohio St.	3 1	70 A	Iowa	3 0	156 H	Northwestern	3 0
13 A	Michigan	3 0	34 H	Ohio St.	1 3	70 H	Iowa	3 0	212 A	Rutgers	3 0
13 H	Michigan	3 1				80 H	Gonzaga	3 0	259 H	Montana St.	3 0
15 A	Michigan St.	3 2									
17 H	Creighton	3 1									
LAST 10 GAMES											
	13 H Michigan	3 1		70 H Iowa	3 0						
	2 A Minnesota	2 3		212 A Rutgers	3 0						
	70 A Iowa	3 0		26 A Penn St.	3 2						
	26 H Penn St.	3 0		156 H Northwestern	3 0						
	68 A Indiana	3 0		56 H Illinois	3 0						

Non-Div. I Games:

Nebraska

**T
e
x
a
s**

Texas

Average RPI Win: 109		WON-LOST	WINNING	LAST 10	STRENGTH OF		OPP. STRENGTH	TEAM	ADJ		CONF.	ADJ CONF.
Average RPI Loss: 17		RECORD	PCT. RANK	GAMES	SCHEDULE		OF SCHEDULE	RPI	RPI		RPI	RPI
DIV. I ONLY		26- 2	.92857	4	87		13	8	.67095		5	2
DIV. I NON-CONF.		11- 1	.91667	7	199		69	48	.60139		47	3
TOTALS		RPI 1-25	RPI 26-50		W-L RECORDS		RPI 51-100		RPI 101-150		RPI 150+	
26- 2		6- 1	5- 1		OVERALL		1- 0		7- 0		7- 0	
12- 0		3- 0	3- 0		HOME		0- 0		4- 0		2- 0	
9- 2		3- 1	2- 1		AWAY		0- 0		3- 0		1- 0	
5- 0		0- 0	0- 0		NEUTRAL		1- 0		0- 0		4- 0	
11- 1		1- 0	1- 1		NON-CONFERENCE		1- 0		1- 0		7- 0	
4- 0		0- 0	1- 0		HOME		0- 0		1- 0		2- 0	
2- 1		1- 0	0- 1		AWAY		0- 0		0- 0		1- 0	
5- 0		0- 0	0- 0		NEUTRAL		1- 0		0- 0		4- 0	
15- 1		5- 1	4- 0		CONFERENCE		0- 0		6- 0		0- 0	
8- 0		3- 0	2- 0		HOME		0- 0		3- 0		0- 0	
7- 1		2- 1	2- 0		AWAY		0- 0		3- 0		0- 0	
0- 0		0- 0	0- 0		NEUTRAL		0- 0		0- 0		0- 0	
RPI S	Opponent	Score	RPI S	Opponent	Score	RPI S	Opponent	Score	RPI S	Opponent	Score	
4 A	Texas	1 3	27 A	Iowa St.	3 1	59 N	Xavier	3 2	105 A	Oklahoma	3 1	
4 H	Texas	3 2	27 H	Iowa St.	3 2				105 H	Oklahoma	3 0	
17 A	Creighton	3 2	29 A	Purdue	1 3				141 H	Maryland	3 0	
18 A	Kansas St.	3 2	42 A	Baylor	3 2				149 A	West Virginia	3 2	
18 H	Kansas St.	3 0	42 H	Baylor	3 1				149 H	West Virginia	3 0	
20 A	TCU	3 0	45 H	UNI	3 0				150 A	Texas Tech	3 0	
20 H	TCU	3 1							150 H	Texas Tech	3 0	
									152 H	Arkansas	3 2	
									154 N	Chattanooga	3 1	
									163 A	Mississippi St.	3 0	
									200 N	Eastern Wash.	3 0	
									268 N	Lamar University	3 0	
									300 N	Southeastern La.	3 0	
									312 H	Chicago St.	3 0	
LAST 10 GAMES												
	42 A Baylor	3 2		18 A Kansas St.	3 2							
	27 H Iowa St.	3 2		4 H Texas	3 2							
	149 A West Virginia	3 2		150 A Texas Tech	3 0							
	20 H TCU	3 1		149 H West Virginia	3 0							
	105 A Oklahoma	3 1		20 A TCU	3 0							

Non-Div. I Games:

Kansas

Average RPI Win:	89	WON-LOST RECORD	WINNING PCT. RANK	LAST 10 GAMES	STRENGTH OF SCHEDULE	OPP. STRENGTH OF SCHEDULE	TEAM RPI	ADJ RPI	CONF. RPI	ADJ CONF. RPI		
DIV. I ONLY		26- 4	.86667	9	8- 2	33	20	6	.66941	6	3	3
DIV. I NON-CONF.		10- 0	1	1	0- 0	37	62	9	.69479	9	2	2
<hr/>												
TOTALS	RPI 1-25	RPI 26-50		W-L RECORDS		RPI 51-100		RPI 101-150		RPI 150+		
26- 4	3- 3	7- 1		OVERALL		5- 0		7- 0		4- 0		
9- 3	1- 2	2- 1		HOME		2- 0		2- 0		2- 0		
13- 1	2- 1	5- 0		AWAY		2- 0		2- 0		2- 0		
4- 0	0- 0	0- 0		NEUTRAL		1- 0		3- 0		0- 0		
<hr/>												
10- 0	1- 0	1- 0		NON-CONFERENCE		3- 0		3- 0		2- 0		
2- 0	0- 0	0- 0		HOME		1- 0		0- 0		1- 0		
4- 0	1- 0	1- 0		AWAY		1- 0		0- 0		1- 0		
4- 0	0- 0	0- 0		NEUTRAL		1- 0		3- 0		0- 0		
<hr/>												
16- 4	2- 3	6- 1		CONFERENCE		2- 0		4- 0		2- 0		
7- 3	1- 2	2- 1		HOME		1- 0		2- 0		1- 0		
9- 1	1- 1	4- 0		AWAY		1- 0		2- 0		1- 0		
0- 0	0- 0	0- 0		NEUTRAL		0- 0		0- 0		0- 0		
<hr/>												
RPI S	Opponent	Score	RPI S	Opponent	Score	RPI S	Opponent	Score	RPI S	Opponent	Score	
11 A	Stanford	0 3	31 A	Utah	3 1	51 N	Northern Ill.	3 0	105 N	Oklahoma	3 1	
11 H	Stanford	2 3	31 H	Utah	3 0	72 H	Villanova	3 0	121 A	Arizona St.	3 0	
12 H	UCLA	3 1	36 A	Arizona	3 1	81 A	Colorado	3 1	121 H	Arizona St.	3 0	
23 A	Hawaii	3 2	36 H	Arizona	3 0	81 H	Colorado	3 0	122 A	Oregon St.	3 1	
24 A	Oregon	3 0	43 A	Washington St.	3 0	86 A	American	3 2	122 H	Oregon St.	3 1	
24 H	Oregon	0 3	43 H	Washington St.	1 3				125 N	Utah Valley	3 0	
			48 A	Southern California	3 0				141 N	Maryland	3 0	
			50 A	James Madison	3 0				179 A	California	3 0	
									179 H	California	3 1	
									182 A	Seattle U	3 0	
									204 H	Idaho	3 1	
<hr/>												
LAST 10 GAMES												
			43 A	Washington St.	3 0	36 H			Arizona	3 0		
			12 H	UCLA	3 1	122 H			Oregon St.	3 1		
			31 A	Utah	3 1	24 H			Oregon	0 3		
			81 A	Colorado	3 1	179 A			California	3 0		
			121 H	Arizona St.	3 0	11 A			Stanford	0 3		

Average RPI Win:		102	WON-LOST RECORD		WINNING PCT. RANK		LAST 10 GAMES		STRENGTH OF SCHEDULE		OPP. STRENGTH OF SCHEDULE		TEAM RPI		ADJ RPI		CONF. RPI		ADJ CONF. RPI																
Average RPI Loss:		48																																	
DIV. I ONLY			27- 3		.9		5		10- 0		40		36		5		.66908		7																
DIV. I NON-CONF.			11- 1		.91667		7		0- 0		24		11		7		.70426		6																
TOTALS		RPI 1-25		RPI 26-50		W-L RECORDS		RPI 51-100		RPI 101-150		RPI 150+																							
27- 3		2- 1		3- 1		OVERALL		12- 1		4- 0		6- 0																							
14- 1		1- 0		1- 1		HOME		7- 0		2- 0		3- 0																							
9- 2		0- 1		1- 0		AWAY		4- 1		2- 0		2- 0																							
4- 0		1- 0		1- 0		NEUTRAL		1- 0		0- 0		1- 0																							
11- 1		1- 0		3- 1		NON-CONFERENCE		3- 0		2- 0		2- 0																							
5- 1		0- 0		1- 1		HOME		2- 0		1- 0		1- 0																							
2- 0		0- 0		1- 0		AWAY		0- 0		1- 0		0- 0																							
4- 0		1- 0		1- 0		NEUTRAL		1- 0		0- 0		1- 0																							
16- 2		1- 1		0- 0		CONFERENCE		9- 1		2- 0		4- 0																							
9- 0		1- 0		0- 0		HOME		5- 0		1- 0		2- 0																							
7- 2		0- 1		0- 0		AWAY		4- 1		1- 0		2- 0																							
0- 0		0- 0		0- 0		NEUTRAL		0- 0		0- 0		0- 0																							
RPI	S	Opponent		Score		RPI	S	Opponent		Score		RPI	S	Opponent		Score																			
9	N	Missouri		3	0	31	H	Utah		2	3	54	H	Cal Poly		3	0	125	H	Utah Valley	3	0													
16	A	San Diego		0	3	32	N	Boise St.		3	0	62	A	Loyola Marymount		3	2	126	A	Santa Clara	3	1													
16	H	San Diego		3	0	33	H	UNLV		3	0	62	H	Loyola Marymount		3	2	126	H	Santa Clara	3	0													
						34	A	Ohio St.		3	2	65	H	Rice		3	2	130	A	Idaho St.	3	0													
												74	N	Wyoming		3	0	151	H	CSUN	3	0													
												80	A	Gonzaga		3	0	166	A	St. Mary's (CA)	3	0													
												80	H	Gonzaga		3	1	166	H	St. Mary's (CA)	3	0													
												87	A	Pacific		3	0	196	N	LIU Brooklyn	3	0													
												87	H	Pacific		3	0	262	A	San Francisco	3	1													
												89	A	Pepperdine		3	1	262	H	San Francisco	3	0													
												89	H	Pepperdine		3	0																		
												97	A	Portland		2	3																		
												97	H	Portland		3	0																		
LAST 10 GAMES																																			
62 A Loyola Marymount						3						2						166 A St. Mary's (CA)						3						0					
126 A Santa Clara						3						1						87 A Pacific						3						0					
262 A San Francisco						3						1						16 H San Diego						3						0					
97 H Portland						3						0						62 H Loyola Marymount						3						2					
80 H Gonzaga						3						1						89 H Pepperdine						3						0					

Non-Div. I Games:

BYU

Average RPI Win:	119	WON-LOST RECORD	WINNING PCT. RANK	LAST 10 GAMES	STRENGTH OF SCHEDULE	OPP. STRENGTH OF SCHEDULE	TEAM RPI	ADJ RPI	CONF. RPI	ADJ CONF. RPI		
DIV. I ONLY		27- 3	.9	5	9- 1	56	38	10	.66474	8	10	10
DIV. I NON-CONF.		7- 2	.77778	42	0- 0	20	1	16	.67828	11	6	6
<hr/>												
TOTALS	RPI 1-25	RPI 26-50		W-L RECORDS		RPI 51-100		RPI 101-150		RPI 150+		
27- 3	4- 2	4- 1		OVERALL		5- 0		4- 0		10- 0		
12- 1	3- 1	1- 0		HOME		2- 0		1- 0		5- 0		
11- 2	1- 1	2- 1		AWAY		3- 0		1- 0		4- 0		
4- 0	0- 0	1- 0		NEUTRAL		0- 0		2- 0		1- 0		
7- 2	2- 2	2- 0		NON-CONFERENCE		0- 0		2- 0		1- 0		
2- 1	2- 1	0- 0		HOME		0- 0		0- 0		0- 0		
1- 1	0- 1	1- 0		AWAY		0- 0		0- 0		0- 0		
4- 0	0- 0	1- 0		NEUTRAL		0- 0		2- 0		1- 0		
20- 1	2- 0	2- 1		CONFERENCE		5- 0		2- 0		9- 0		
10- 0	1- 0	1- 0		HOME		2- 0		1- 0		5- 0		
10- 1	1- 0	1- 1		AWAY		3- 0		1- 0		4- 0		
0- 0	0- 0	0- 0		NEUTRAL		0- 0		0- 0		0- 0		
RPI S	Opponent	Score	RPI S	Opponent	Score	RPI S	Opponent	Score	RPI S	Opponent	Score	
1 H	Wisconsin	3 2	26 A	Penn St.	3 2	64 A	Duke	3 1	102 A	Miami (FL)	3 1	
2 H	Minnesota	1 3	30 N	SMU	3 0	64 H	Duke	3 1	102 H	Miami (FL)	3 0	
20 A	TCU	2 3	39 A	Pittsburgh	2 3	66 A	North Carolina St.	3 2	135 N	Sam Houston St.	3 0	
20 H	TCU	3 0	49 A	Georgia Tech	3 0	66 H	North Carolina St.	3 0	149 N	West Virginia	3 0	
22 A	Florida St.	3 2	49 H	Georgia Tech	3 2	67 A	Notre Dame	3 2	155 A	Louisville	3 0	
22 H	Florida St.	3 0							168 A	Virginia Tech	3 1	
									223 H	Syracuse	3 0	
									226 A	Clemson	3 1	
									226 H	Clemson	3 0	
									227 N	Ga. Southern	3 0	
									234 H	Wake Forest	3 0	
									236 A	Boston College	3 2	
									236 H	Boston College	3 0	
									237 H	Virginia	3 0	
LAST 10 GAMES												
234 H Wake Forest			3 0			226 H Clemson			3 0			
64 H Duke			3 1			22 A Florida St.			3 2			
237 H Virginia			3 0			102 A Miami (FL)			3 1			
66 H North Carolina St.			3 0			39 A Pittsburgh			2 3			
49 H Georgia Tech			3 2			168 A Virginia Tech			3 1			

Non-Div. I Games:

North Carolina

Average RPI Win:	128	WON-LOST RECORD	WINNING PCT. RANK	LAST 10 GAMES	STRENGTH OF SCHEDULE	OPP. STRENGTH OF SCHEDULE	TEAM RPI	ADJ RPI	CONF. RPI	ADJ CONF. RPI		
Average RPI Loss:	10											
DIV. I ONLY		26- 3	.89655	7	9- 1	35	71	7	.66101	10	4	4
DIV. I NON-CONF.		10- 1	.90909	13	0- 0	29	125	12	.6778	13	4	4
<hr/>												
TOTALS	RPI 1-25		RPI 26-50		W-L RECORDS		RPI 51-100		RPI 101-150		RPI 150+	
26- 3	4- 3		0- 0		OVERALL		5- 0		5- 0		12- 0	
11- 1	0- 1		0- 0		HOME		3- 0		3- 0		5- 0	
12- 1	4- 1		0- 0		AWAY		2- 0		1- 0		5- 0	
3- 1	0- 1		0- 0		NEUTRAL		0- 0		1- 0		2- 0	
10- 1	3- 1		0- 0		NON-CONFERENCE		0- 0		2- 0		5- 0	
3- 0	0- 0		0- 0		HOME		0- 0		1- 0		2- 0	
4- 0	3- 0		0- 0		AWAY		0- 0		0- 0		1- 0	
3- 1	0- 1		0- 0		NEUTRAL		0- 0		1- 0		2- 0	
16- 2	1- 2		0- 0		CONFERENCE		5- 0		3- 0		7- 0	
8- 1	0- 1		0- 0		HOME		3- 0		2- 0		3- 0	
8- 1	1- 1		0- 0		AWAY		2- 0		1- 0		4- 0	
0- 0	0- 0		0- 0		NEUTRAL		0- 0		0- 0		0- 0	
RPI S	Opponent	Score	RPI S	Opponent	Score	RPI S	Opponent	Score	RPI S	Opponent	Score	
3 N	Nebraska	1 3				53 A	Alabama	3 0	108 A	South Carolina	3 0	
9 A	Missouri	2 3				53 H	Alabama	3 0	108 H	South Carolina	3 0	
15 A	Michigan St.	3 0				84 H	Tennessee	3 1	110 N	Denver	3 0	
19 H	Kentucky	0 3				91 A	Ole Miss	3 1	111 H	Marshall	3 1	
22 A	Florida St.	3 1				91 H	Ole Miss	3 0	115 H	Auburn	3 1	
24 A	Oregon	3 1							152 A	Arkansas	3 0	
25 A	Texas A&M	3 1							153 A	LSU	3 0	
									153 H	LSU	3 0	
									163 A	Mississippi St.	3 0	
									163 H	Mississippi St.	3 0	
									188 A	Georgia	3 0	
									188 H	Georgia	3 0	
									196 A	LIU Brooklyn	3 0	
									205 H	Florida A&M	3 0	
									218 N	Central Mich.	3 0	
									224 H	Jacksonville	3 0	
									313 N	Morgan St.	3 0	
			LAST 10 GAMES									
			152 A	Arkansas	3 0	163 A	Mississippi St.	3 0				
			115 H	Auburn	3 1	188 A	Georgia	3 0				
			9 A	Missouri	2 3	153 H	LSU	3 0				
			53 H	Alabama	3 0	91 H	Ole Miss	3 0				
			108 H	South Carolina	3 0	188 H	Georgia	3 0				

Non-Div. I Games:

Florida

Average RPI Win:		72	WON-LOST RECORD		WINNING PCT. RANK		LAST 10 GAMES		STRENGTH OF SCHEDULE		OPP. STRENGTH OF SCHEDULE		TEAM RPI		ADJ RPI		CONF. RPI		ADJ CONF. RPI	
DIV. I ONLY			21- 7		.75 40		9- 1		13		3		12		.66041 11		3		3	
DIV. I NON-CONF.			6- 2		.75 50		0- 0		21		2		19		.66643 19		2		2	
TOTALS		RPI 1-25		RPI 26-50		W-L RECORDS		RPI 51-100		RPI 101-150		RPI 150+								
21- 7		4- 3		6- 4		OVERALL		5- 0		3- 0		3- 0								
9- 5		3- 2		2- 3		HOME		2- 0		1- 0		1- 0								
10- 2		1- 1		3- 1		AWAY		2- 0		2- 0		2- 0								
2- 0		0- 0		1- 0		NEUTRAL		1- 0		0- 0		0- 0								
6- 2		1- 1		1- 1		NON-CONFERENCE		3- 0		0- 0		1- 0								
2- 2		1- 1		0- 1		HOME		1- 0		0- 0		0- 0								
2- 0		0- 0		0- 0		AWAY		1- 0		0- 0		1- 0								
2- 0		0- 0		1- 0		NEUTRAL		1- 0		0- 0		0- 0								
15- 5		3- 2		5- 3		CONFERENCE		2- 0		3- 0		2- 0								
7- 3		2- 1		2- 2		HOME		1- 0		1- 0		1- 0								
8- 2		1- 1		3- 1		AWAY		1- 0		2- 0		1- 0								
0- 0		0- 0		0- 0		NEUTRAL		0- 0		0- 0		0- 0								
RPI	S	Opponent		Score		RPI	S	Opponent		Score		RPI	S	Opponent		Score				
2	H	Minnesota		3	1	26	N	Penn St.		3	0	54	H	Cal Poly		3	2			
6	A	Washington		3	2	29	H	Purdue		2	3	56	N	Illinois		3	2			
6	H	Washington		3	0	31	A	Utah		3	0	81	A	Colorado		3	1			
12	A	UCLA		1	3	31	H	Utah		1	3	81	H	Colorado		3	1			
12	H	UCLA		2	3	36	A	Arizona		3	0	87	A	Pacific		3	0			
16	H	San Diego		2	3	36	H	Arizona		1	3									
24	H	Oregon		3	0	43	A	Washington St.		2	3									
						43	H	Washington St.		3	0									
						48	A	Southern California		3	0									
						48	H	Southern California		3	1									
LAST 10 GAMES																				
						179	H	California		3	0	48	H	Southern California		3	1			
						24	H	Oregon		3	0	31	A	Utah		3	0			
						36	A	Arizona		3	0	81	A	Colorado		3	1			
						121	A	Arizona St.		3	0	43	H	Washington St.		3	0			
						12	H	UCLA		2	3	6	H	Washington		3	0			

Non-Div. I Games:

Stanford

Average RPI Win:	87	WON-LOST	WINNING	LAST 10	STRENGTH OF	OPP. STRENGTH	TEAM	ADJ	CONF.	ADJ CONF.		
Average RPI Loss:	36	RECORD	PCT. RANK	GAMES	SCHEDULE	OF SCHEDULE	RPI	RPI	RPI	RPI		
DIV. I ONLY		24- 6	.8	25	8- 2	31	14	14	.65793	12	3	3
DIV. I NON-CONF.		9- 1	.9	15	0- 0	35	45	15	.67517	15	2	2
<hr/>												
TOTALS	RPI 1-25	RPI 26-50		W-L RECORDS		RPI 51-100		RPI 101-150		RPI 150+		
24- 6	5- 2	5- 3		OVERALL		5- 1		5- 0		4- 0		
8- 2	2- 0	2- 2		HOME		1- 0		2- 0		1- 0		
11- 4	3- 2	2- 1		AWAY		3- 1		2- 0		1- 0		
5- 0	0- 0	1- 0		NEUTRAL		1- 0		1- 0		2- 0		
<hr/>												
9- 1	1- 1	1- 0		NON-CONFERENCE		4- 0		1- 0		2- 0		
0- 0	0- 0	0- 0		HOME		0- 0		0- 0		0- 0		
4- 1	1- 1	0- 0		AWAY		3- 0		0- 0		0- 0		
5- 0	0- 0	1- 0		NEUTRAL		1- 0		1- 0		2- 0		
<hr/>												
15- 5	4- 1	4- 3		CONFERENCE		1- 1		4- 0		2- 0		
8- 2	2- 0	2- 2		HOME		1- 0		2- 0		1- 0		
7- 3	2- 1	2- 1		AWAY		0- 1		2- 0		1- 0		
0- 0	0- 0	0- 0		NEUTRAL		0- 0		0- 0		0- 0		
<hr/>												
RPI S	Opponent	Score	RPI S	Opponent	Score	RPI S	Opponent	Score	RPI S	Opponent	Score	
6 A	Washington	1 3	31 A	Utah	3 0	62 A	Loyola Marymount	3 1	121 A	Arizona St.	3 0	
11 A	Stanford	3 2	31 H	Utah	3 0	71 A	Long Beach St.	3 1	121 H	Arizona St.	3 0	
11 H	Stanford	3 1	36 A	Arizona	0 3	81 A	Colorado	1 3	122 A	Oregon St.	3 0	
16 A	San Diego	1 3	36 H	Arizona	2 3	81 H	Colorado	3 2	122 H	Oregon St.	3 0	
23 A	Hawaii	3 0	43 H	Washington St.	2 3	87 N	Pacific	3 1	127 N	Illinois St.	3 0	
24 A	Oregon	3 2	44 N	Missouri St.	3 1	89 A	Pepperdine	3 1	167 N	UC Irvine	3 0	
24 H	Oregon	3 1	48 A	Southern California	3 1				179 A	California	3 0	
			48 H	Southern California	3 2				179 H	California	3 1	
									275 N	Niagara	3 0	
<hr/>												
			LAST 10 GAMES									
			48 H	Southern California	3 2	179 A	California	3 0				
			6 A	Washington	1 3	121 A	Arizona St.	3 0				
			24 H	Oregon	3 1	36 A	Arizona	0 3				
			122 H	Oregon St.	3 0	31 H	Utah	3 0				
			11 A	Stanford	3 2	81 H	Colorado	3 2				

Non-Div. I Games:

UCLA

Non-Div. I Games:

Michigan

Average RPI Win:	152	WON-LOST RECORD	WINNING PCT. RANK	LAST 10 GAMES	STRENGTH OF SCHEDULE	OPP. STRENGTH OF SCHEDULE	TEAM RPI	ADJ RPI	CONF. RPI	ADJ CONF. RPI				
DIV. I ONLY		30- 2	.9375	2	10- 0	62	132	11	.65065	14	14	14		
DIV. I NON-CONF.		13- 2	.86667	19	0- 0	12	79	10	.68664	10	16	16		
<hr/>														
TOTALS	RPI 1-25	RPI 26-50		W-L RECORDS		RPI 51-100		RPI 101-150		RPI 150+				
30- 2	0- 1	2- 0		OVERALL		10- 1		4- 0		14- 0				
11- 1	0- 1	1- 0		HOME		3- 0		0- 0		7- 0				
12- 0	0- 0	1- 0		AWAY		3- 0		4- 0		4- 0				
7- 1	0- 0	0- 0		NEUTRAL		4- 1		0- 0		3- 0				
<hr/>														
13- 2	0- 1	2- 0		NON-CONFERENCE		6- 1		2- 0		3- 0				
4- 1	0- 1	1- 0		HOME		2- 0		0- 0		1- 0				
4- 0	0- 0	1- 0		AWAY		1- 0		2- 0		0- 0				
5- 1	0- 0	0- 0		NEUTRAL		3- 1		0- 0		2- 0				
<hr/>														
17- 0	0- 0	0- 0		CONFERENCE		4- 0		2- 0		11- 0				
7- 0	0- 0	0- 0		HOME		1- 0		0- 0		6- 0				
8- 0	0- 0	0- 0		AWAY		2- 0		2- 0		4- 0				
2- 0	0- 0	0- 0		NEUTRAL		1- 0		0- 0		1- 0				
<hr/>														
RPI S	Opponent	Score	RPI S	Opponent	Score	RPI S	Opponent	Score	RPI S	Opponent	Score			
15 H	Michigan St.	2 3	38 H	Cincinnati	3 0	52 H	Lipscomb	3 2	103 A	Southern Miss.	3 1			
			39 A	Pittsburgh	3 2	54 N	Cal Poly	1 3	111 A	Marshall	3 0			
						55 N	Arkansas St.	3 1	133 A	Ohio	3 1			
						58 N	FGCU	3 1	136 A	Austin Peay	3 0			
						63 A	UTSA	3 1	177 H	Belmont	3 0			
						63 N	UTSA	3 1	178 H	Fla. Atlantic	3 1			
						65 A	Rice	3 2	187 H	North Texas	3 0			
						65 H	Rice	3 0	213 A	UTEP	3 0			
						69 H	Southern Ill.	3 1	213 N	UTEP	3 0			
						72 N	Villanova	3 0	234 H	FIU	3 0			
						77 A	Saint Louis	3 0	240 N	Lehigh	3 0			
									255 N	Robert Morris	3 0			
									257 A	Louisiana Tech	3 0			
									277 A	UAB	3 0			
									277 H	UAB	3 1			
									278 A	Middle Tenn.	3 0			
									278 H	Middle Tenn.	3 0			
									283 H	Charlotte	3 0			
<hr/>														
LAST 10 GAMES														
65 A Rice						3	2	65 H Rice					3	0
63 N UTSA						3	1	277 A UAB					3	0
213 N UTEP						3	0	111 A Marshall					3	0
187 H North Texas						3	0	63 A UTSA					3	1
278 H Middle Tenn.						3	0	213 A UTEP					3	0

Average RPI Win: 107		WON-LOST	WINNING	LAST 10	STRENGTH OF		OPP. STRENGTH	TEAM	ADJ	CONF.	ADJ CONF.
Average RPI Loss: 18		RECORD	PCT. RANK	GAMES	SCHEDULE		OF SCHEDULE	RPI	RPI	RPI	RPI
DIV. I ONLY		24- 8	.75	40	14		16	17	.64891	15	1
DIV. I NON-CONF.		11- 1	.91667	7	34		96	13	.67319	16	1
TOTALS		RPI 1-25	RPI 26-50		W-L RECORDS		RPI 51-100		RPI 101-150		RPI 150+
24- 8		3- 5	4- 2		OVERALL		7- 1		3- 0		7- 0
14- 2		2- 2	2- 0		HOME		3- 0		2- 0		5- 0
6- 6		1- 3	1- 2		AWAY		3- 1		0- 0		1- 0
4- 0		0- 0	1- 0		NEUTRAL		1- 0		1- 0		1- 0
11- 1		1- 1	1- 0		NON-CONFERENCE		3- 0		2- 0		4- 0
5- 1		0- 1	0- 0		HOME		1- 0		1- 0		3- 0
2- 0		1- 0	0- 0		AWAY		1- 0		0- 0		0- 0
4- 0		0- 0	1- 0		NEUTRAL		1- 0		1- 0		1- 0
13- 7		2- 4	3- 2		CONFERENCE		4- 1		1- 0		3- 0
9- 1		2- 1	2- 0		HOME		2- 0		1- 0		2- 0
4- 6		0- 3	1- 2		AWAY		2- 1		0- 0		1- 0
0- 0		0- 0	0- 0		NEUTRAL		0- 0		0- 0		0- 0
RPI S	Opponent	Score	RPI S	Opponent	Score	RPI S	Opponent	Score	RPI S	Opponent	Score
1 A	Wisconsin	0 3	26 A	Penn St.	0 3	56 A	Illinois	0 3	110 N	Denver	3 0
2 A	Minnesota	2 3	29 A	Purdue	3 1	56 H	Illinois	3 0	134 H	DePaul	3 0
2 H	Minnesota	3 2	29 H	Purdue	3 0	67 H	Notre Dame	3 0	141 H	Maryland	3 1
3 H	Nebraska	2 3	34 A	Ohio St.	0 3	68 A	Indiana	3 0	156 H	Northwestern	3 0
10 H	Florida	0 3	34 H	Ohio St.	3 0	69 N	Southern Ill.	3 0	208 H	UMES	3 0
13 A	Michigan	0 3	38 N	Cincinnati	3 0	70 A	Iowa	3 1	212 A	Rutgers	3 0
13 H	Michigan	3 1				70 H	Iowa	3 0	212 H	Rutgers	3 0
14 A	Western Ky.	3 2				83 A	San Diego St.	3 1	218 H	Central Mich.	3 0
									225 N	Marist	3 0
									313 H	Morgan St.	3 0
LAST 10 GAMES											
70 A	Iowa	3 1	29 H	Purdue	3 0						
13 A	Michigan	0 3	56 H	Illinois	3 0						
1 A	Wisconsin	0 3	156 H	Northwestern	3 0						
2 A	Minnesota	2 3	29 A	Purdue	3 1						
13 H	Michigan	3 1	68 A	Indiana	3 0						

Non-Div. I Games:

Michigan St.

Average RPI Win:		109	WON-LOST RECORD		WINNING PCT. RANK		LAST 10 GAMES		STRENGTH OF SCHEDULE		OPP. STRENGTH OF SCHEDULE		TEAM RPI		ADJ RPI		CONF. RPI		ADJ CONF. RPI	
DIV. I ONLY			24- 5		.82759 18		7- 3		39		37		15		.64853 16		5		5	
DIV. I NON-CONF.			9- 2		.81818 33		0- 0		25		12		14		.67679 14		5		5	
TOTALS		RPI 1-25		RPI 26-50		W-L RECORDS		RPI 51-100		RPI 101-150		RPI 150+								
24- 5		3- 3		0- 0		OVERALL		13- 2		2- 0		6- 0								
14- 1		2- 0		0- 0		HOME		7- 1		1- 0		4- 0								
9- 3		1- 2		0- 0		AWAY		5- 1		1- 0		2- 0								
1- 1		0- 1		0- 0		NEUTRAL		1- 0		0- 0		0- 0								
9- 2		2- 2		0- 0		NON-CONFERENCE		5- 0		0- 0		2- 0								
6- 0		1- 0		0- 0		HOME		3- 0		0- 0		2- 0								
2- 1		1- 1		0- 0		AWAY		1- 0		0- 0		0- 0								
1- 1		0- 1		0- 0		NEUTRAL		1- 0		0- 0		0- 0								
15- 3		1- 1		0- 0		CONFERENCE		8- 2		2- 0		4- 0								
8- 1		1- 0		0- 0		HOME		4- 1		1- 0		2- 0								
7- 2		0- 1		0- 0		AWAY		4- 1		1- 0		2- 0								
0- 0		0- 0		0- 0		NEUTRAL		0- 0		0- 0		0- 0								
RPI	S	Opponent		Score		RPI	S	Opponent		Score		RPI	S	Opponent		Score				
1	A	Wisconsin		0	3			60	N	A&M-Corpus Christi		3	0	126	A	Santa Clara		3	0	
2	N	Minnesota		1	3			62	A	Loyola Marymount		3	2	126	H	Santa Clara		3	0	
7	A	BYU		0	3			62	H	Loyola Marymount		3	1	166	A	St. Mary's (CA)		3	0	
7	H	BYU		3	0			71	H	Long Beach St.		3	1	166	H	St. Mary's (CA)		3	0	
11	A	Stanford		3	2			80	A	Gonzaga		3	0	167	H	UC Irvine		3	1	
12	H	UCLA		3	1			80	H	Gonzaga		3	0	262	A	San Francisco		3	0	
								81	H	Colorado		3	0	262	H	San Francisco		3	0	
								83	A	San Diego St.		3	0	288	H	Cal St. Fullerton		3	0	
								87	A	Pacific		3	0							
								87	H	Pacific		3	2							
								89	A	Pepperdine		1	3							
								89	H	Pepperdine		3	1							
								93	H	UC Santa Barbara		3	0							
								97	A	Portland		3	0							
								97	H	Portland		2	3							
LAST 10 GAMES																				
								89	A	Pepperdine		1	3	87	A	Pacific		3	0	
								262	A	San Francisco		3	0	166	A	St. Mary's (CA)		3	0	
								126	A	Santa Clara		3	0	7	A	BYU		0	3	
								80	H	Gonzaga		3	0	89	H	Pepperdine		3	1	
								97	H	Portland		2	3	62	H	Loyola Marymount		3	1	

Non-Div. I Games:

San Diego

Average RPI Win:	124	WON-LOST RECORD	WINNING PCT. RANK	LAST 10 GAMES	STRENGTH OF SCHEDULE	OPP. STRENGTH OF SCHEDULE	TEAM RPI	ADJ RPI	CONF. RPI	ADJ CONF. RPI		
DIV. I ONLY		26- 6	.8125	23	10- 0	22	44	13	.64825	17	9	9
DIV. I NON-CONF.		6- 6	.5	169	0- 0	10	7	46	.61133	44	8	8
<hr/>												
TOTALS	RPI 1-25	RPI 26-50		W-L RECORDS		RPI 51-100		RPI 101-150		RPI 150+		
26- 6	1- 5	4- 1		OVERALL		6- 0		7- 0		8- 0		
12- 1	1- 1	1- 0		HOME		2- 0		3- 0		5- 0		
10- 3	0- 2	2- 1		AWAY		2- 0		3- 0		3- 0		
4- 2	0- 2	1- 0		NEUTRAL		2- 0		1- 0		0- 0		
<hr/>												
6- 6	1- 5	2- 1		NON-CONFERENCE		1- 0		0- 0		2- 0		
2- 1	1- 1	0- 0		HOME		0- 0		0- 0		1- 0		
2- 3	0- 2	1- 1		AWAY		0- 0		0- 0		1- 0		
2- 2	0- 2	1- 0		NEUTRAL		1- 0		0- 0		0- 0		
<hr/>												
20- 0	0- 0	2- 0		CONFERENCE		5- 0		7- 0		6- 0		
10- 0	0- 0	1- 0		HOME		2- 0		3- 0		4- 0		
8- 0	0- 0	1- 0		AWAY		2- 0		3- 0		2- 0		
2- 0	0- 0	0- 0		NEUTRAL		1- 0		1- 0		0- 0		
<hr/>												
RPI S	Opponent	Score		RPI S	Opponent	Score		RPI S	Opponent	Score		
3 A	Nebraska	1	3	27 A	Iowa St.	3	1	59 A	Xavier	3	0	
5 H	Kansas	2	3	41 A	Marquette	3	1	59 H	Xavier	3	0	
18 A	Kansas St.	1	3	41 H	Marquette	3	0	59 N	Xavier	3	0	
19 N	Kentucky	0	3	45 N	UNI	3	0	72 A	Villanova	3	1	
20 H	TCU	3	0	48 A	Southern California	2	3	72 H	Villanova	3	2	
21 N	Wichita St.	2	3					80 N	Gonzaga	3	0	
<hr/>												
LAST 10 GAMES												
59 N Xavier						3	0	249 H Providence		3	0	
140 N Seton Hall						3	0	59 H Xavier		3	0	
72 H Villanova						3	2	120 H Butler		3	0	
233 H Georgetown						3	0	174 A St. John's (NY)		3	0	
249 H Providence						3	0	140 A Seton Hall		3	0	

Non-Div. I Games:

Creighton

Average RPI Win: 103		WON-LOST RECORD		WINNING PCT. RANK		LAST 10 GAMES		STRENGTH OF SCHEDULE		OPP. STRENGTH OF SCHEDULE		TEAM RPI		ADJ RPI		CONF. RPI		ADJ CONF. RPI	
DIV. I ONLY		20- 9		.68966 67		6- 4		10		7		18		.63921 18		2		2	
DIV. I NON-CONF.		11- 2		.84615 22		0- 0		32		14		17		.67194 17		3		3	
TOTALS		RPI 1-25		RPI 26-50		W-L RECORDS		RPI 51-100		RPI 101-150		RPI 150+							
20- 9		3- 7		4- 2		OVERALL		0- 0		8- 0		5- 0							
12- 3		2- 3		3- 0		HOME		0- 0		4- 0		3- 0							
5- 5		1- 3		0- 2		AWAY		0- 0		3- 0		1- 0							
3- 1		0- 1		1- 0		NEUTRAL		0- 0		1- 0		1- 0							
11- 2		2- 2		2- 0		NON-CONFERENCE		0- 0		2- 0		5- 0							
6- 1		1- 1		1- 0		HOME		0- 0		1- 0		3- 0							
2- 0		1- 0		0- 0		AWAY		0- 0		0- 0		1- 0							
3- 1		0- 1		1- 0		NEUTRAL		0- 0		1- 0		1- 0							
9- 7		1- 5		2- 2		CONFERENCE		0- 0		6- 0		0- 0							
6- 2		1- 2		2- 0		HOME		0- 0		3- 0		0- 0							
3- 5		0- 3		0- 2		AWAY		0- 0		3- 0		0- 0							
0- 0		0- 0		0- 0		NEUTRAL		0- 0		0- 0		0- 0							
RPI	S	Opponent		Score		RPI	S	Opponent		Score		RPI	S	Opponent		Score			
1	N	Wisconsin		0	3	27	A	Iowa St.		1	3	102	H	Miami (FL)		3	0		
4	A	Texas		1	3	27	H	Iowa St.		3	1	103	N	Southern Miss.		3	1		
4	H	Texas		2	3	36	N	Arizona		3	1	105	A	Oklahoma		3	1		
5	A	Kansas		0	3	42	A	Baylor		0	3	105	H	Oklahoma		3	1		
5	H	Kansas		2	3	42	H	Baylor		3	1	149	A	West Virginia		3	2		
13	H	Michigan		1	3	49	H	Georgia Tech		3	2	149	H	West Virginia		3	2		
17	H	Creighton		3	1							150	A	Texas Tech		3	0		
20	A	TCU		0	3							150	H	Texas Tech		3	0		
20	H	TCU		3	1							152	A	Arkansas		3	0		
23	A	Hawaii		3	1							162	H	Loyola Chicago		3	0		
												163	H	Mississippi St.		3	1		
												173	N	UMKC		3	1		
												190	H	Tennessee St.		3	0		
LAST 10 GAMES																			
150	H	Texas Tech		3	0	5	H	Kansas		2	3								
4	A	Texas		1	3	42	H	Baylor		3	1								
105	H	Oklahoma		3	1	27	A	Iowa St.		1	3								
149	A	West Virginia		3	2	149	H	West Virginia		3	2								
20	A	TCU		0	3	105	A	Oklahoma		3	1								

Non-Div. I Games:

Kansas St.

K
e
n
t
u
c
k
y

Kentucky

Average RPI Win:	83	WON-LOST RECORD	WINNING PCT. RANK	LAST 10 GAMES	STRENGTH OF SCHEDULE	OPP. STRENGTH OF SCHEDULE	TEAM RPI	ADJ RPI	CONF. RPI	ADJ CONF. RPI					
DIV. I ONLY		14- 12	.53846	144	4- 6	1	15	29	.63062	20	2	2			
DIV. I NON-CONF.		7- 3	.7	71	0- 0	1	27	8	.70122	8	3	3			
<hr/>															
TOTALS	RPI 1-25	RPI 26-50		W-L RECORDS		RPI 51-100		RPI 101-150		RPI 150+					
14- 12	2- 7	3- 3		OVERALL		3- 0		5- 2		1- 0					
10- 4	2- 2	2- 2		HOME		2- 0		4- 0		0- 0					
3- 8	0- 5	1- 1		AWAY		1- 0		1- 2		0- 0					
1- 0	0- 0	0- 0		NEUTRAL		0- 0		0- 0		1- 0					
7- 3	1- 2	1- 1		NON-CONFERENCE		3- 0		1- 0		1- 0					
5- 1	1- 0	1- 1		HOME		2- 0		1- 0		0- 0					
1- 2	0- 2	0- 0		AWAY		1- 0		0- 0		0- 0					
1- 0	0- 0	0- 0		NEUTRAL		0- 0		0- 0		1- 0					
7- 9	1- 5	2- 2		CONFERENCE		0- 0		4- 2		0- 0					
5- 3	1- 2	1- 1		HOME		0- 0		3- 0		0- 0					
2- 6	0- 3	1- 1		AWAY		0- 0		1- 2		0- 0					
0- 0	0- 0	0- 0		NEUTRAL		0- 0		0- 0		0- 0					
RPI	S	Opponent	Score	RPI	S	Opponent	Score	RPI	S	Opponent	Score	RPI	S	Opponent	Score
4	A	Texas	0 3	27	A	Iowa St.	3 2	55	H	Arkansas St.	3 2	105	A	Oklahoma	0 3
4	H	Texas	1 3	27	H	Iowa St.	0 3	64	A	Duke	3 2	105	H	Oklahoma	3 2
5	A	Kansas	1 3	30	H	SMU	1 3	66	H	North Carolina St.	3 0	135	H	Sam Houston St.	3 0
5	H	Kansas	0 3	32	H	Boise St.	3 0					149	A	West Virginia	2 3
8	A	North Carolina	0 3	42	A	Baylor	0 3					149	H	West Virginia	3 2
8	H	North Carolina	3 2	42	H	Baylor	3 2					150	A	Texas Tech	3 2
17	A	Creighton	0 3									150	H	Texas Tech	3 1
18	A	Kansas St.	1 3									154	N	Chattanooga	3 0
18	H	Kansas St.	3 0												
				LAST 10 GAMES											
				149	H	West Virginia	3 2	4	H	Texas	1 3				
				150	A	Texas Tech	3 2	105	A	Oklahoma	0 3				
				42	H	Baylor	3 2	27	H	Iowa St.	0 3				
				5	A	Kansas	1 3	4	A	Texas	0 3				
				18	H	Kansas St.	3 0	5	H	Kansas	0 3				

Non-Div. I Games:

TCU

Average RPI Win:	140	WON-LOST RECORD	WINNING PCT. RANK	LAST 10 GAMES	STRENGTH OF SCHEDULE	OPP. STRENGTH OF SCHEDULE	TEAM RPI	ADJ RPI	CONF. RPI	ADJ CONF. RPI		
DIV. I ONLY		24- 7	.77419	32	9- 1	42	74	28	.63013	21	12	11
DIV. I NON-CONF.		7- 4	.63636	109	0- 0	15	9	30	.6388	29	11	11
<hr/>												
TOTALS	RPI 1-25	RPI 26-50		W-L RECORDS		RPI 51-100		RPI 101-150		RPI 150+		
24- 7	1- 1	5- 5		OVERALL		3- 1		4- 0		11- 0		
9- 3	0- 0	1- 3		HOME		1- 0		1- 0		6- 0		
10- 3	0- 0	3- 2		AWAY		1- 1		1- 0		5- 0		
5- 1	1- 1	1- 0		NEUTRAL		1- 0		2- 0		0- 0		
<hr/>												
7- 4	1- 1	2- 2		NON-CONFERENCE		1- 1		2- 0		1- 0		
2- 1	0- 0	1- 1		HOME		0- 0		0- 0		1- 0		
1- 2	0- 0	1- 1		AWAY		0- 1		0- 0		0- 0		
4- 1	1- 1	0- 0		NEUTRAL		1- 0		2- 0		0- 0		
<hr/>												
17- 3	0- 0	3- 3		CONFERENCE		2- 0		2- 0		10- 0		
7- 2	0- 0	0- 2		HOME		1- 0		1- 0		5- 0		
9- 1	0- 0	2- 1		AWAY		1- 0		1- 0		5- 0		
1- 0	0- 0	1- 0		NEUTRAL		0- 0		0- 0		0- 0		
<hr/>												
RPI S	Opponent	Score		RPI S	Opponent	Score		RPI S	Opponent	Score		
4 N	Texas	1	3	27 A	Iowa St.	0	3	63 A	UTSA	2	3	
17 N	Creighton	3	2	38 H	Cincinnati	1	3	69 A	Southern Ill.	3	0	
				41 H	Marquette	3	0	69 H	Southern Ill.	3	0	
				44 A	Missouri St.	3	2	82 N	Texas St.	3	0	
				44 H	Missouri St.	1	3					
				44 N	Missouri St.	3	1					
				45 A	UNI	1	3					
				45 A	UNI	3	1					
				45 H	UNI	0	3					
				46 A	Colorado St.	3	0					
<hr/>												
LAST 10 GAMES												
				44 N	Missouri St.	3	1	127 H	Illinois St.	3	1	
				45 A	UNI	3	1	162 A	Loyola Chicago	3	0	
				254 A	Evansville	3	0	266 A	Bradley	3	0	
				69 A	Southern Ill.	3	0	185 H	Drake	3	0	
				229 H	Indiana St.	3	0	45 H	UNI	0	3	

Non-Div. I Games:

Wichita St.

Average RPI Win: 139		WON-LOST	WINNING	LAST 10	STRENGTH OF		OPP. STRENGTH	TEAM	ADJ	CONF.	ADJ CONF.
Average RPI Loss: 19		RECORD	PCT. RANK	GAMES	SCHEDULE		OF SCHEDULE	RPI	RPI	RPI	RPI
DIV. I ONLY		24-5	.82759	18	79		47	26	.62938	22	10
DIV. I NON-CONF.		7-2	.77778	42	16		13	18	.66973	18	6
TOTALS		RPI 1-25	RPI 26-50	W-L RECORDS	RPI 51-100		RPI 101-150		RPI 150+		
24-5	1-4		3-0	OVERALL	5-1		2-0		13-0		
11-3	0-2		3-0	HOME	0-1		1-0		7-0		
11-1	0-1		0-0	AWAY	4-0		1-0		6-0		
2-1	1-1		0-0	NEUTRAL	1-0		0-0		0-0		
7-2	1-2		1-0	NON-CONFERENCE	2-0		0-0		3-0		
3-1	0-1		1-0	HOME	0-0		0-0		2-0		
2-0	0-0		0-0	AWAY	1-0		0-0		1-0		
2-1	1-1		0-0	NEUTRAL	1-0		0-0		0-0		
17-3	0-2		2-0	CONFERENCE	3-1		2-0		10-0		
8-2	0-1		2-0	HOME	0-1		1-0		5-0		
9-1	0-1		0-0	AWAY	3-0		1-0		5-0		
0-0	0-0		0-0	NEUTRAL	0-0		0-0		0-0		
RPI S	Opponent	Score	RPI S	Opponent	Score	RPI S	Opponent	Score	RPI S	Opponent	Score
2 N	Minnesota	1 3	39 H	Pittsburgh	3 1	53 N	Alabama	3 2	102 A	Miami (FL)	3 0
8 A	North Carolina	0 3	42 H	Baylor	3 2	61 A	UCF	3 0	102 H	Miami (FL)	3 0
8 H	North Carolina	2 3	49 H	Georgia Tech	3 2	64 A	Duke	3 1	153 A	LSU	3 0
10 H	Florida	1 3				66 A	North Carolina St.	3 1	155 A	Louisville	3 1
25 N	Texas A&M	3 2				66 H	North Carolina St.	2 3	155 H	Louisville	3 1
						67 A	Notre Dame	3 1	168 H	Virginia Tech	3 2
									205 H	Florida A&M	3 0
									209 H	Little Rock	3 0
									223 A	Syracuse	3 1
									223 H	Syracuse	3 0
									226 H	Clemson	3 1
									234 A	Wake Forest	3 1
									236 A	Boston College	3 1
									236 H	Boston College	3 0
									237 A	Virginia	3 0
			LAST 10 GAMES								
			49 H	Georgia Tech	3 2	236 A	Boston College	3 1			
			226 H	Clemson	3 1	8 H	North Carolina	2 3			
			234 A	Wake Forest	3 1	66 H	North Carolina St.	2 3			
			64 A	Duke	3 1	67 A	Notre Dame	3 1			
			223 A	Syracuse	3 1	155 A	Louisville	3 1			

Non-Div. I Games:

Florida St.

Average RPI Win: 133		WON-LOST RECORD		WINNING PCT. RANK		LAST 10 GAMES		STRENGTH OF SCHEDULE		OPP. STRENGTH OF SCHEDULE		TEAM RPI		ADJ RPI		CONF. RPI		ADJ CONF. RPI	
DIV. I ONLY		22- 5		.81481 22		10- 0		58		51		21		.62907 23		13		13	
DIV. I NON-CONF.		7- 4		.63636 109		0- 0		8		4		25		.64746 26		10		9	
TOTALS		RPI 1-25		RPI 26-50		W-L RECORDS		RPI 51-100		RPI 101-150		RPI 150+							
22- 5		0- 4		2- 0		OVERALL		9- 1		3- 0		8- 0							
15- 4		0- 4		2- 0		HOME		7- 0		2- 0		4- 0							
7- 1		0- 0		0- 0		AWAY		2- 1		1- 0		4- 0							
0- 0		0- 0		0- 0		NEUTRAL		0- 0		0- 0		0- 0							
7- 4		0- 4		2- 0		NON-CONFERENCE		4- 0		1- 0		0- 0							
7- 4		0- 4		2- 0		HOME		4- 0		1- 0		0- 0							
0- 0		0- 0		0- 0		AWAY		0- 0		0- 0		0- 0							
0- 0		0- 0		0- 0		NEUTRAL		0- 0		0- 0		0- 0							
15- 1		0- 0		0- 0		CONFERENCE		5- 1		2- 0		8- 0							
8- 0		0- 0		0- 0		HOME		3- 0		1- 0		4- 0							
7- 1		0- 0		0- 0		AWAY		2- 1		1- 0		4- 0							
0- 0		0- 0		0- 0		NEUTRAL		0- 0		0- 0		0- 0							
RPI S	Opponent		Score		RPI S	Opponent		Score		RPI S	Opponent		Score		RPI S	Opponent		Score	
1 H	Wisconsin		1	3	36 H	Arizona		3	2	51 H	Northern Ill.		3	0	125 H	Utah Valley		3	0
6 H	Washington		2	3	44 H	Missouri St.		3	0	54 A	Cal Poly		3	1	143 A	UC Davis		3	0
12 H	UCLA		0	3						54 H	Cal Poly		3	0	143 H	UC Davis		3	0
18 H	Kansas St.		1	3						71 A	Long Beach St.		2	3	151 A	CSUN		3	0
										71 H	Long Beach St.		3	0	151 H	CSUN		3	0
										87 H	Pacific		3	0	167 A	UC Irvine		3	0
										89 H	Pepperdine		3	0	167 H	UC Irvine		3	1
										89 H	Pepperdine		3	1	267 A	UC Riverside		3	0
										93 A	UC Santa Barbara		3	0	267 H	UC Riverside		3	0
										93 H	UC Santa Barbara		3	1	288 A	Cal St. Fullerton		3	0
															288 H	Cal St. Fullerton		3	0
					LAST 10 GAMES														
										93 H	UC Santa Barbara		3	1	71 H	Long Beach St.		3	0
										54 H	Cal Poly		3	0	288 A	Cal St. Fullerton		3	0
										143 A	UC Davis		3	0	267 A	UC Riverside		3	0
										167 A	UC Irvine		3	0	143 H	UC Davis		3	0
										151 H	CSUN		3	0	167 H	UC Irvine		3	1

Non-Div. I Games:

Hawaii

Average RPI Win:		97	WON-LOST RECORD		WINNING PCT. RANK	LAST 10 GAMES	STRENGTH OF SCHEDULE		OPP. STRENGTH OF SCHEDULE	TEAM RPI	ADJ RPI	CONF. RPI	ADJ CONF. RPI
Average RPI Loss:		19	20-9		.68966 67	6-4	15		10	24	.62888 24	3	3
DIV. I ONLY			7-2		.77778 42	0-0	33		30	26	.64167 28	2	2
DIV. I NON-CONF.													
TOTALS		RPI 1-25	RPI 26-50		W-L RECORDS		RPI 51-100		RPI 101-150		RPI 150+		
20-9		1-6	5-3		OVERALL		5-0		5-0		4-0		
11-7		0-4	1-3		HOME		4-0		3-0		3-0		
9-2		1-2	4-0		AWAY		1-0		2-0		1-0		
0-0		0-0	0-0		NEUTRAL		0-0		0-0		0-0		
7-2		0-2	0-0		NON-CONFERENCE		3-0		1-0		3-0		
6-2		0-2	0-0		HOME		3-0		1-0		2-0		
1-0		0-0	0-0		AWAY		0-0		0-0		1-0		
0-0		0-0	0-0		NEUTRAL		0-0		0-0		0-0		
13-7		1-4	5-3		CONFERENCE		2-0		4-0		1-0		
5-5		0-2	1-3		HOME		1-0		2-0		1-0		
8-2		1-2	4-0		AWAY		1-0		2-0		0-0		
0-0		0-0	0-0		NEUTRAL		0-0		0-0		0-0		
RPI S	Opponent	Score	RPI S	Opponent	Score	RPI S	Opponent	Score	RPI S	Opponent	Score		
4 H	Texas	1 3	31 A	Utah	3 2	56 H	Illinois	3 0	121 A	Arizona St.	3 2		
6 A	Washington	3 0	31 H	Utah	1 3	81 A	Colorado	3 1	121 H	Arizona St.	3 1		
6 H	Washington	0 3	36 A	Arizona	3 1	81 H	Colorado	3 1	122 A	Oregon St.	3 1		
10 H	Florida	1 3	36 H	Arizona	2 3	83 H	San Diego St.	3 0	122 H	Oregon St.	3 0		
11 A	Stanford	0 3	43 A	Washington St.	3 2	96 H	Murray St.	3 0	143 H	UC Davis	3 0		
12 A	UCLA	1 3	43 H	Washington St.	3 0				166 H	St. Mary's (CA)	3 0		
12 H	UCLA	2 3	48 A	Southern California	3 1				177 H	Belmont	3 0		
			48 H	Southern California	1 3				179 H	California	3 0		
									182 A	Seattle U	3 1		
LAST 10 GAMES													
			122 A	Oregon St.	3 1	31 H	Utah	1 3					
			11 A	Stanford	0 3	43 A	Washington St.	3 2					
			48 A	Southern California	3 1	6 A	Washington	3 0					
			12 A	UCLA	1 3	121 H	Arizona St.	3 1					
			81 H	Colorado	3 1	36 H	Arizona	2 3					

Non-Div. I Games:

Oregon

Average RPI Win:		121	WON-LOST RECORD		WINNING PCT. RANK		LAST 10 GAMES		STRENGTH OF SCHEDULE		OPP. STRENGTH OF SCHEDULE		TEAM RPI		ADJ RPI		CONF. RPI		ADJ CONF. RPI	
DIV. I ONLY			21- 8		.72414 58		9- 1		20		30		23		.62815 25		4		4	
DIV. I NON-CONF.			6- 5		.54545 152		0- 0		18		6		44		.61027 45		4		4	
TOTALS		RPI 1-25		RPI 26-50		W-L RECORDS		RPI 51-100		RPI 101-150		RPI 150+								
21- 8		1- 6		1- 1		OVERALL		6- 1		4- 0		9- 0								
8- 2		1- 2		0- 0		HOME		2- 0		2- 0		3- 0								
10- 3		0- 2		0- 0		AWAY		3- 1		2- 0		5- 0								
3- 3		0- 2		1- 1		NEUTRAL		1- 0		0- 0		1- 0								
6- 5		0- 4		1- 1		NON-CONFERENCE		2- 0		0- 0		3- 0								
0- 1		0- 1		0- 0		HOME		0- 0		0- 0		0- 0								
3- 1		0- 1		0- 0		AWAY		1- 0		0- 0		2- 0								
3- 3		0- 2		1- 1		NEUTRAL		1- 0		0- 0		1- 0								
15- 3		1- 2		0- 0		CONFERENCE		4- 1		4- 0		6- 0								
8- 1		1- 1		0- 0		HOME		2- 0		2- 0		3- 0								
7- 2		0- 1		0- 0		AWAY		2- 1		2- 0		3- 0								
0- 0		0- 0		0- 0		NEUTRAL		0- 0		0- 0		0- 0								
RPI	S	Opponent		Score		RPI	S	Opponent		Score		RPI	S	Opponent		Score				
1	H	Wisconsin		0	3	34	N	Ohio St.		2	3	53	A	Alabama		2	3			
2	N	Minnesota		0	3	36	N	Arizona		3	0	53	H	Alabama		3	1			
4	A	Texas		0	3							79	A	New Mexico St.		3	0			
9	H	Missouri		3	1							84	A	Tennessee		3	1			
10	H	Florida		1	3							84	H	Tennessee		3	0			
19	A	Kentucky		1	3							85	N	Nevada		3	0			
22	N	Florida St.		2	3							91	A	Ole Miss		3	1			
				</																

Average RPI Win: 120		WON-LOST RECORD	WINNING PCT. RANK	LAST 10 GAMES	STRENGTH OF SCHEDULE	OPP. STRENGTH OF SCHEDULE	TEAM RPI	ADJ RPI	CONF. RPI	ADJ CONF. RPI					
DIV. I ONLY		22- 9	.70968	62	5- 5	32	8	30	.62807	26	1	1			
DIV. I NON-CONF.		8- 3	.72727	67	0- 0	97	98	58	.58576	58	1	1			
<hr/>															
TOTALS		RPI 1-25	RPI 26-50		W-L RECORDS		RPI 51-100		RPI 101-150		RPI 150+				
22- 9		3- 7	3- 1		OVERALL		4- 1		3- 0		9- 0				
14- 2		3- 2	2- 0		HOME		2- 0		2- 0		5- 0				
6- 6		0- 4	1- 1		AWAY		1- 1		1- 0		3- 0				
2- 1		0- 1	0- 0		NEUTRAL		1- 0		0- 0		1- 0				
8- 3		0- 2	0- 0		NON-CONFERENCE		1- 1		2- 0		5- 0				
5- 1		0- 1	0- 0		HOME		0- 0		2- 0		3- 0				
1- 1		0- 0	0- 0		AWAY		0- 1		0- 0		1- 0				
2- 1		0- 1	0- 0		NEUTRAL		1- 0		0- 0		1- 0				
14- 6		3- 5	3- 1		CONFERENCE		3- 0		1- 0		4- 0				
9- 1		3- 1	2- 0		HOME		2- 0		0- 0		2- 0				
5- 5		0- 4	1- 1		AWAY		1- 0		1- 0		2- 0				
0- 0		0- 0	0- 0		NEUTRAL		0- 0		0- 0		0- 0				
RPI	S	Opponent	Score	RPI	S	Opponent	Score	RPI	S	Opponent	Score	RPI	S	Opponent	Score
1	A	Wisconsin	1 3	29	A	Purdue	3 0	56	H	Illinois	3 1	138	H	Rhode Island	3 0
2	A	Minnesota	0 3	29	H	Purdue	3 0	57	N	Hofstra	3 1	141	A	Maryland	3 1
2	H	Minnesota	3 2	34	A	Ohio St.	2 3	68	A	Indiana	3 0	149	H	West Virginia	3 0
3	A	Nebraska	0 3	34	H	Ohio St.	3 0	70	H	Iowa	3 0	156	A	Northwestern	3 0
3	H	Nebraska	2 3					81	A	Colorado	2 3	156	H	Northwestern	3 0
8	H	North Carolina	2 3									159	H	Howard	3 0
11	N	Stanford	0 3									212	A	Rutgers	3 0
13	A	Michigan	2 3									212	H	Rutgers	3 0
13	H	Michigan	3 0									223	A	Syracuse	3 0
15	H	Michigan St.	3 0									226	H	Clemson	3 0
												227	H	Ga. Southern	3 0
												271	N	Siena	3 0
<hr/>															
LAST 10 GAMES															
				56	H	Illinois	3 1	141	A	Maryland	3 1				
				156	H	Northwestern	3 0	70	H	Iowa	3 0				
				29	H	Purdue	3 0	3	H	Nebraska	2 3				
				3	A	Nebraska	0 3	2	A	Minnesota	0 3				
				34	A	Ohio St.	2 3	1	A	Wisconsin	1 3				

Non-Div. I Games:

Penn St.

Average RPI Win: 116		WON-LOST RECORD		WINNING PCT. RANK		LAST 10 GAMES		STRENGTH OF SCHEDULE		OPP. STRENGTH OF SCHEDULE		TEAM RPI		ADJ RPI		CONF. RPI		ADJ CONF. RPI	
DIV. I ONLY		18- 10		.64286 88		8- 2		9		23		31		.62716 27		2		2	
DIV. I NON-CONF.		8- 4		.66667 86		0- 0		39		59		42		.61283 43		3		3	
TOTALS		RPI 1-25		RPI 26-50		W-L RECORDS		RPI 51-100		RPI 101-150		RPI 150+							
18- 10		4- 7		2- 3		OVERALL		2- 0		6- 0		4- 0							
9- 4		3- 3		0- 1		HOME		1- 0		3- 0		2- 0							
7- 6		1- 4		1- 2		AWAY		1- 0		3- 0		1- 0							
2- 0		0- 0		1- 0		NEUTRAL		0- 0		0- 0		1- 0							
8- 4		1- 2		1- 2		NON-CONFERENCE		2- 0		0- 0		4- 0							
4- 1		1- 1		0- 0		HOME		1- 0		0- 0		2- 0							
2- 3		0- 1		0- 2		AWAY		1- 0		0- 0		1- 0							
2- 0		0- 0		1- 0		NEUTRAL		0- 0		0- 0		1- 0							
10- 6		3- 5		1- 1		CONFERENCE		0- 0		6- 0		0- 0							
5- 3		2- 2		0- 1		HOME		0- 0		3- 0		0- 0							
5- 3		1- 3		1- 0		AWAY		0- 0		3- 0		0- 0							
0- 0		0- 0		0- 0		NEUTRAL		0- 0		0- 0		0- 0							
RPI S	Opponent	Score		RPI S	Opponent	Score		RPI S	Opponent	Score		RPI S	Opponent	Score					
3 A	Nebraska	0	3	41 A	Marquette	0	3	70 H	Iowa	3	0	105 A	Oklahoma	3	1				
4 A	Texas	2	3	42 A	Baylor	3	2	95 A	South Dakota	3	0	105 H	Oklahoma	3	0				
4 H	Texas	3	2	42 H	Baylor	2	3					149 A	West Virginia	3	2				
5 A	Kansas	2	3	44 N	Missouri St.	3	0					149 H	West Virginia	3	0				
5 H	Kansas	1	3	45 A	UNI	2	3					150 A	Texas Tech	3	2				
17 H	Creighton	1	3									150 H	Texas Tech	3	0				
18 A	Kansas St.	1	3									203 H	North Dakota St.	3	0				
18 H	Kansas St.	3	1									223 N	Syracuse	3	0				
20 A	TCU	3	0									265 A	Omaha	3	0				
20 H	TCU	2	3									276 H	Montana	3	0				
21 H	Wichita St.	3	0																
				LAST 10 GAMES															
				105 H Oklahoma				150 A Texas Tech				3 2							
				42 A Baylor				149 H West Virginia				3 0							
				5 A Kansas				18 H Kansas St.				3 1							
				4 H Texas				20 A TCU				3 0							
				105 A Oklahoma				42 H Baylor				2 3							

Non-Div. I Games:

Iowa St.

Average RPI Win:	170	WON-LOST RECORD	WINNING PCT. RANK	LAST 10 GAMES	STRENGTH OF SCHEDULE	OPP. STRENGTH OF SCHEDULE	TEAM RPI	ADJ RPI	CONF. RPI	ADJ CONF. RPI		
DIV. I ONLY		30- 1	.96774	1	10- 0	144	141	19	.62711	28	18	17
DIV. I NON-CONF.		14- 1	.93333	5	1- 0	132	89	36	.62305	36	20	20
<hr/>												
TOTALS	RPI 1-25	RPI 26-50		W-L RECORDS		RPI 51-100		RPI 101-150		RPI 150+		
30- 1	0- 0	1- 0		OVERALL		5- 1		7- 0		17- 0		
13- 1	0- 0	1- 0		HOME		3- 1		1- 0		8- 0		
12- 0	0- 0	0- 0		AWAY		2- 0		2- 0		8- 0		
5- 0	0- 0	0- 0		NEUTRAL		0- 0		4- 0		1- 0		
<hr/>												
14- 1	0- 0	1- 0		NON-CONFERENCE		2- 1		3- 0		8- 0		
6- 1	0- 0	1- 0		HOME		2- 1		0- 0		3- 0		
4- 0	0- 0	0- 0		AWAY		0- 0		0- 0		4- 0		
4- 0	0- 0	0- 0		NEUTRAL		0- 0		3- 0		1- 0		
<hr/>												
16- 0	0- 0	0- 0		CONFERENCE		3- 0		4- 0		9- 0		
7- 0	0- 0	0- 0		HOME		1- 0		1- 0		5- 0		
8- 0	0- 0	0- 0		AWAY		2- 0		2- 0		4- 0		
1- 0	0- 0	0- 0		NEUTRAL		0- 0		1- 0		0- 0		
<hr/>												
RPI S	Opponent	Score	RPI S	Opponent	Score	RPI S	Opponent	Score	RPI S	Opponent	Score	
			40 H	Miami (OH)	3 1	59 H	Xavier	3 1	101 N	SIUE	3 1	
						62 H	Loyola Marymount	0 3	136 N	Austin Peay	3 0	
						69 H	Southern Ill.	3 0	138 A	Rhode Island	3 1	
						77 A	Saint Louis	3 0	145 N	Toledo	3 0	
						77 A	Saint Louis	3 2	148 A	VCU	3 1	
						77 H	Saint Louis	3 0	148 H	VCU	3 1	
									148 N	VCU	3 2	
									154 H	Chattanooga	3 0	
									156 H	Northwestern	3 2	
									175 A	Duquesne	3 1	
									175 H	Duquesne	3 1	
									186 A	IUPUI	3 0	
									191 A	Wright St.	3 0	
									198 N	Kent St.	3 0	
									214 H	Youngstown St.	3 0	
									231 H	George Washington	3 1	
									239 A	Davidson	3 0	
									239 H	Davidson	3 0	
									254 A	Evansville	3 0	
									261 A	La Salle	3 0	
									261 H	La Salle	3 0	
									270 A	Morehead St.	3 0	
									273 H	George Mason	3 1	
									274 A	Fordham	3 0	
<hr/>												
			LAST 10 GAMES									
			77 A	Saint Louis	3 2	175 A	Duquesne	3 1	270 A	Morehead St.	3 0	
			148 N	VCU	3 2	77 H	Saint Louis	3 0	273 H	George Mason	3 1	
			148 H	VCU	3 1	270 A	Morehead St.	3 0	274 A	Fordham	3 0	
			239 H	Davidson	3 0	175 H	Duquesne	3 1				
			261 A	La Salle	3 0	261 H	La Salle	3 0				

Non-Div. I Games:

Dayton

Average RPI Win:	88	WON-LOST	WINNING	LAST 10	STRENGTH OF	OPP. STRENGTH	TEAM	ADJ	CONF.	ADJ CONF.		
Average RPI Loss:	33	RECORD	PCT. RANK	GAMES	SCHEDULE	OF SCHEDULE	RPI	RPI	RPI	RPI		
DIV. I ONLY		18- 13	.58065	122		5	12	32	.6263	29	1	1
DIV. I NON-CONF.		10- 1	.90909	13		5	57	4	.72657	4	1	1
<hr/>												
TOTALS	RPI 1-25	RPI 26-50		W-L RECORDS		RPI 51-100		RPI 101-150		RPI 150+		
18- 13	3- 7	2- 3		OVERALL		8- 2		2- 0		3- 1		
10- 6	2- 4	1- 1		HOME		4- 1		1- 0		2- 0		
5- 7	1- 3	0- 2		AWAY		3- 1		1- 0		0- 1		
3- 0	0- 0	1- 0		NEUTRAL		1- 0		0- 0		1- 0		
<hr/>												
10- 1	2- 1	2- 0		NON-CONFERENCE		4- 0		0- 0		2- 0		
5- 1	1- 1	1- 0		HOME		2- 0		0- 0		1- 0		
2- 0	1- 0	0- 0		AWAY		1- 0		0- 0		0- 0		
3- 0	0- 0	1- 0		NEUTRAL		1- 0		0- 0		1- 0		
<hr/>												
8- 12	1- 6	0- 3		CONFERENCE		4- 2		2- 0		1- 1		
5- 5	1- 3	0- 1		HOME		2- 1		1- 0		1- 0		
3- 7	0- 3	0- 2		AWAY		2- 1		1- 0		0- 1		
0- 0	0- 0	0- 0		NEUTRAL		0- 0		0- 0		0- 0		
<hr/>												
RPI S	Opponent	Score		RPI S	Opponent	Score		RPI S	Opponent	Score		
1 A	Wisconsin	2	3	26 A	Penn St.	0	3	54 N	Cal Poly	3	1	
1 H	Wisconsin	2	3	26 H	Penn St.	0	3	56 A	Illinois	3	2	
2 H	Minnesota	0	3	34 A	Ohio St.	2	3	56 H	Illinois	2	3	
3 A	Nebraska	0	3	35 N	Coastal Caro.	3	0	59 H	Xavier	3	0	
5 H	Kansas	3	1	43 H	Washington St.	3	1	67 A	Notre Dame	3	1	
11 A	Stanford	3	2					68 A	Indiana	3	2	
13 H	Michigan	3	1					68 H	Indiana	3	0	
15 A	Michigan St.	0	3					70 A	Iowa	2	3	
15 H	Michigan St.	1	3					70 H	Iowa	3	1	
19 H	Kentucky	2	3					74 H	Wyoming	3	0	
<hr/>												
LAST 10 GAMES												
34 A Ohio St.						2	3	15 A Michigan St.		0	3	
141 A Maryland						3	2	1 A Wisconsin		2	3	
26 A Penn St.						0	3	141 H Maryland		3	1	
68 A Indiana						3	2	15 H Michigan St.		1	3	
70 H Iowa						3	1	13 H Michigan		3	1	

Non-Div. I Games:

Purdue

Average RPI Win: 130		WON-LOST RECORD		WINNING PCT. RANK		LAST 10 GAMES		STRENGTH OF SCHEDULE		OPP. STRENGTH OF SCHEDULE		TEAM RPI		ADJ RPI		CONF. RPI		ADJ CONF. RPI	
DIV. I ONLY		25- 7		.78125 30		9- 1		41		63		22		.6258 30		6		6	
DIV. I NON-CONF.		7- 5		.58333 129		0- 0		66		43		71		.57303 71		9		10	
TOTALS		RPI 1-25		RPI 26-50		W-L RECORDS		RPI 51-100		RPI 101-150		RPI 150+							
25- 7		1- 1		2- 3		OVERALL		7- 3		6- 0		9- 0							
11- 2		0- 0		1- 1		HOME		3- 1		2- 0		5- 0							
10- 3		1- 0		1- 2		AWAY		3- 1		2- 0		3- 0							
4- 2		0- 1		0- 0		NEUTRAL		1- 1		2- 0		1- 0							
7- 5		1- 1		0- 1		NON-CONFERENCE		1- 3		2- 0		3- 0							
2- 1		0- 0		0- 0		HOME		0- 1		0- 0		2- 0							
1- 2		1- 0		0- 1		AWAY		0- 1		0- 0		0- 0							
4- 2		0- 1		0- 0		NEUTRAL		1- 1		2- 0		1- 0							
18- 2		0- 0		2- 2		CONFERENCE		6- 0		4- 0		6- 0							
9- 1		0- 0		1- 1		HOME		3- 0		2- 0		3- 0							
9- 1		0- 0		1- 1		AWAY		3- 0		2- 0		3- 0							
0- 0		0- 0		0- 0		NEUTRAL		0- 0		0- 0		0- 0							
RPI S	Opponent	Score		RPI S	Opponent	Score		RPI S	Opponent	Score		RPI S	Opponent	Score					
8 N	North Carolina	0	3	36 A	Arizona	0	3	61 A	UCF	3	0	109 N	High Point	3	0				
20 A	TCU	3	1	38 A	Cincinnati	0	3	61 H	UCF	3	0	113 A	South Fla.	3	1				
				38 H	Cincinnati	3	2	63 H	UTSA	1	3	113 H	South Fla.	3	0				
				47 A	Temple	3	1	66 A	North Carolina St.	2	3	124 A	UConn	3	1				
				47 H	Temple	2	3	76 A	Tulsa	3	0	124 H	UConn	3	1				
								76 H	Tulsa	3	1	135 N	Sam Houston St.	3	0				
								88 N	Delaware	3	0	171 A	Memphis	3	0				
								89 N	Pepperdine	1	3	171 H	Memphis	3	0				
								90 A	Tulane	3	2	193 A	East Carolina	3	0				
								90 H	Tulane	3	2	193 H	East Carolina	3	1				
												194 N	Alabama St.	3	0				
												209 H	Little Rock	3	0				
												245 A	Houston	3	0				
												245 H	Houston	3	0				
												276 H	Montana	3	0				
				LAST 10 GAMES															
				124 A	UConn	3	1	61 H	UCF	3	0								
				47 A	Temple	3	1	193 A	East Carolina	3	0								
				171 H	Memphis	3	0	38 A	Cincinnati	0	3								
				76 A	Tulsa	3	0	90 H	Tulane	3	2								
				113 H	South Fla.	3	0	245 H	Houston	3	0								

Non-Div. I Games:

SMU

Utah

Utah

Average RPI Win: 137		WON-LOST RECORD		WINNING PCT. RANK		LAST 10 GAMES		STRENGTH OF SCHEDULE		OPP. STRENGTH OF SCHEDULE		TEAM RPI		ADJ RPI		CONF. RPI		ADJ CONF. RPI	
DIV. I ONLY		25- 6		.80645 24		10- 0		59		57		25		.62484 32		7		7	
DIV. I NON-CONF.		9- 4		.69231 74		0- 0		68		31		47		.60084 48		7		7	
TOTALS		RPI 1-25		RPI 26-50		W-L RECORDS		RPI 51-100		RPI 101-150		RPI 150+							
25- 6		0- 3		3- 1		OVERALL		4- 2		11- 0		7- 0							
12- 1		0- 0		2- 0		HOME		1- 1		7- 0		2- 0							
11- 2		0- 1		1- 1		AWAY		3- 0		4- 0		3- 0							
2- 3		0- 2		0- 0		NEUTRAL		0- 1		0- 0		2- 0							
9- 4		0- 3		1- 0		NON-CONFERENCE		0- 1		5- 0		3- 0							
4- 0		0- 0		0- 0		HOME		0- 0		4- 0		0- 0							
3- 1		0- 1		1- 0		AWAY		0- 0		1- 0		1- 0							
2- 3		0- 2		0- 0		NEUTRAL		0- 1		0- 0		2- 0							
16- 2		0- 0		2- 1		CONFERENCE		4- 1		6- 0		4- 0							
8- 1		0- 0		2- 0		HOME		1- 1		3- 0		2- 0							
8- 1		0- 0		0- 1		AWAY		3- 0		3- 0		2- 0							
0- 0		0- 0		0- 0		NEUTRAL		0- 0		0- 0		0- 0							
RPI S	Opponent		Score		RPI S	Opponent		Score		RPI S	Opponent		Score		RPI S	Opponent		Score	
7 N	BYU		0 3		33 A	UNLV		1 3		66 N	North Carolina St.		1 3		121 H	Arizona St.		3 1	
9 N	Missouri		1 3		33 H	UNLV		3 0		74 A	Wyoming		3 0		126 H	Santa Clara		3 1	
20 A	TCU		0 3		37 A	Cleveland St.		3 1		83 A	San Diego St.		3 1		128 A	Fresno St.		3 0	
					46 H	Colorado St.		3 2		83 H	San Diego St.		3 0		128 H	Fresno St.		3 0	
										85 A	Nevada		3 0		130 A	Idaho St.		3 1	
										85 H	Nevada		1 3		132 A	New Mexico		3 2	
															132 H	New Mexico		3 0	
															137 A	Utah St.		3 0	
															137 H	Utah St.		3 0	
															143 H	UC Davis		3 1	
															146 H	Portland St.		3 1	
															191 N	Wright St.		3 0	
															192 A	San Jose St.		3 0	
															192 H	San Jose St.		3 0	
															198 A	Kent St.		3 0	
															247 N	Northwestern St.		3 0	
															253 A	Air Force		3 0	
															253 H	Air Force		3 0	
					LAST 10 GAMES														
					253 H Air Force					137 A Utah St.					3 0				
					74 A Wyoming					83 A San Diego St.					3 1				
					46 H Colorado St.					85 A Nevada					3 0				
					192 H San Jose St.					33 H UNLV					3 0				
					128 H Fresno St.					132 H New Mexico					3 0				

Non-Div. I Games:

Boise St.

UNLV

Average RPI Win: 134		WON-LOST	WINNING	LAST 10	STRENGTH OF		OPP. STRENGTH	TEAM	ADJ		CONF.	ADJ CONF.
Average RPI Loss: 53		RECORD	PCT. RANK	GAMES	SCHEDULE		OF SCHEDULE	RPI	RPI		RPI	RPI
DIV. I ONLY		23- 7	.76667	35	5- 5		29	77	27	.62266	33	7
DIV. I NON-CONF.		11- 1	.91667	7	0- 0		30	73	11	.67786	12	7
TOTALS		RPI 1-25	RPI 26-50		W-L RECORDS		RPI 51-100		RPI 101-150		RPI 150+	
23- 7	0- 1	1- 3		OVERALL		5- 3		9- 0		8- 0		
13- 2	0- 0	1- 1		HOME		4- 1		5- 0		3- 0		
7- 5	0- 1	0- 2		AWAY		1- 2		4- 0		2- 0		
3- 0	0- 0	0- 0		NEUTRAL		0- 0		0- 0		3- 0		
11- 1	0- 1	0- 0		NON-CONFERENCE		4- 0		3- 0		4- 0		
6- 0	0- 0	0- 0		HOME		3- 0		2- 0		1- 0		
2- 1	0- 1	0- 0		AWAY		1- 0		1- 0		0- 0		
3- 0	0- 0	0- 0		NEUTRAL		0- 0		0- 0		3- 0		
12- 6	0- 0	1- 3		CONFERENCE		1- 3		6- 0		4- 0		
7- 2	0- 0	1- 1		HOME		1- 1		3- 0		2- 0		
5- 4	0- 0	0- 2		AWAY		0- 2		3- 0		2- 0		
0- 0	0- 0	0- 0		NEUTRAL		0- 0		0- 0		0- 0		
RPI S	Opponent	Score		RPI S	Opponent	Score		RPI S	Opponent	Score		
7 A	BYU	0 3		32 A	Boise St.	0 3		57 H	Hofstra	3 0		
				32 H	Boise St.	3 1		60 A	A&M-Corpus Christi	3 1		
				46 A	Colorado St.	2 3		74 A	Wyoming	0 3		
				46 H	Colorado St.	1 3		74 H	Wyoming	3 1		
								79 H	New Mexico St.	3 0		
								83 A	San Diego St.	0 3		
								85 H	Nevada	1 3		
								93 H	UC Santa Barbara	3 0		
</												

Average RPI Win:	113	WON-LOST RECORD	WINNING PCT. RANK	LAST 10 GAMES	STRENGTH OF SCHEDULE	OPP. STRENGTH OF SCHEDULE	TEAM RPI	ADJ RPI	CONF. RPI	ADJ CONF. RPI	
DIV. I ONLY		20- 12	.625 94	6- 4	11	19	36	.61806 34	1	1	
DIV. I NON-CONF.		10- 2	.83333 26	0- 0	47	83	27	.64418 27	1	1	
<hr/>											
TOTALS	RPI 1-25	RPI 26-50		W-L RECORDS		RPI 51-100		RPI 101-150		RPI 150+	
20- 12	3- 7	2- 2		OVERALL		5- 2		1- 1		9- 0	
10- 3	1- 3	2- 0		HOME		3- 0		1- 0		3- 0	
4- 9	1- 4	0- 2		AWAY		0- 2		0- 1		3- 0	
6- 0	1- 0	0- 0		NEUTRAL		2- 0		0- 0		3- 0	
10- 2	1- 1	0- 1		NON-CONFERENCE		3- 0		0- 0		6- 0	
2- 1	0- 1	0- 0		HOME		1- 0		0- 0		1- 0	
2- 1	0- 0	0- 1		AWAY		0- 0		0- 0		2- 0	
6- 0	1- 0	0- 0		NEUTRAL		2- 0		0- 0		3- 0	
10- 10	2- 6	2- 1		CONFERENCE		2- 2		1- 1		3- 0	
8- 2	1- 2	2- 0		HOME		2- 0		1- 0		2- 0	
2- 8	1- 4	0- 1		AWAY		0- 2		0- 1		1- 0	
0- 0	0- 0	0- 0		NEUTRAL		0- 0		0- 0		0- 0	
<hr/>											
RPI S	Opponent	Score	RPI S	Opponent	Score	RPI S	Opponent	Score	RPI S	Opponent	Score
1 A	Wisconsin	0 3	26 A	Penn St.	0 3	56 A	Illinois	1 3	141 A	Maryland	2 3
1 H	Wisconsin	0 3	26 H	Penn St.	3 2	68 A	Indiana	1 3	141 H	Maryland	3 0
2 A	Minnesota	1 3	29 H	Purdue	3 2	68 H	Indiana	3 2	156 A	Northwestern	3 1
3 A	Nebraska	3 1	44 A	Missouri St.	2 3	70 H	Iowa	3 0	156 H	Northwestern	3 0
3 H	Nebraska	1 3				74 H	Wyoming	3 0	157 N	UNCG	3 0
7 H	BYU	2 3				75 N	Green Bay	3 2	184 N	Valparaiso	3 0
13 A	Michigan	1 3				82 N	Texas St.	3 0	186 N	IUPUI	3 0
15 A	Michigan St.	0 3							187 A	North Texas	3 0
15 H	Michigan St.	3 0							196 H	LIU Brooklyn	3 0
25 N	Texas A&M	3 2							210 A	Ball St.	3 0
									212 H	Rutgers	3 0
<hr/>											
LAST 10 GAMES											
68 H Indiana 3 2					212 H Rutgers 3 0						
29 H Purdue 3 2					68 A Indiana 1 3						
56 A Illinois 1 3					1 H Wisconsin 0 3						
156 A Northwestern 3 1					141 H Maryland 3 0						
26 H Penn St. 3 2					141 A Maryland 2 3						

Non-Div. I Games:

Ohio St.

Average RPI Win:		184	WON-LOST		WINNING		LAST 10		STRENGTH OF		OPP. STRENGTH		TEAM	ADJ		CONF.	ADJ CONF.							
Average RPI Loss:		37	RECORD		PCT. RANK		GAMES		SCHEDULE		OF SCHEDULE		RPI	RPI		RPI	RPI							
DIV. I ONLY			27- 4		.87097		8		10- 0		99		179		35		.61715		35		22		22	
DIV. I NON-CONF.			9- 3		.75		50		0- 0		11		86		23		.65564		23		19		19	
TOTALS		RPI 1-25		RPI 26-50				W-L RECORDS				RPI 51-100				RPI 101-150				RPI 150+				
27- 4		0- 1		2- 2				OVERALL				5- 1				1- 0				19- 0				
10- 2		0- 0		1- 1				HOME				0- 1				0- 0				9- 0				
11- 0		0- 0		1- 0				AWAY				2- 0				1- 0				7- 0				
6- 2		0- 1		0- 1				NEUTRAL				3- 0				0- 0				3- 0				
9- 3		0- 1		2- 2				NON-CONFERENCE				2- 0				1- 0				4- 0				
2- 1		0- 0		1- 1				HOME				0- 0				0- 0				1- 0				
4- 0		0- 0		1- 0				AWAY				1- 0				1- 0				1- 0				
3- 2		0- 1		0- 1				NEUTRAL				1- 0				0- 0				2- 0				
18- 1		0- 0		0- 0				CONFERENCE				3- 1				0- 0				15- 0				
8- 1		0- 0		0- 0				HOME				0- 1				0- 0				8- 0				
7- 0		0- 0		0- 0				AWAY				1- 0				0- 0				6- 0				
3- 0		0- 0		0- 0				NEUTRAL				2- 0				0- 0				1- 0				
RPI	S	Opponent		Score		RPI	S	Opponent		Score		RPI	S	Opponent		Score		RPI	S	Opponent		Score		
13	N	Michigan		0	3	29	N	Purdue		0	3	55	H	Arkansas St.		2	3	102	A	Miami (FL)		3	0	
						39	A	Pittsburgh		3	1	55	N	Arkansas St.		3	1	158	H	North Florida		3	0	
						49	H	Georgia Tech		3	1	67	A	Notre Dame		3	0	159	N	Howard		3	0	
						49	H	Georgia Tech		2	3	82	A	Texas St.		3	1	164	A	UT Arlington		3	0	
												82	N	Texas St.		3	1	198	A	South Ala.		3	0	
												86	N	American		3	0	198	H	South Ala.		3	0	
																		205	N	Florida A&M		3	0	
																		209	H	Little Rock		3	0	
																		227	A	Ga. Southern		3	0	
																		227	H	Ga. Southern		3	0	
																		227	N	Ga. Southern		3	0	
																		234	A	FIU		3	0	
																		248	A	Georgia St.		3	0	
																		248	H	Georgia St.		3	0	
																		272	A	Troy		3	0	
																		272	H	Troy		3	0	
																		285	H	UL Lafayette		3	0	
																		286	H	La.-Monroe		3	0	
																		298	A	Appalachian St.		3	0	
																		298	H	Appalachian St.		3	1	
LAST 10 GAMES																								
55 N Arkansas St.						3	1	248 H Georgia St.						3	0									
82 N Texas St.						3	1	227 H Ga. Southern						3	0									
227 N Ga. Southern						3	0	227 A Ga. Southern						3	0									
198 H South Ala.						3	0	272 A Troy						3	0									
272 H Troy						3	0	198 A South Ala.						3	0									

Average RPI Win:		83	WON-LOST		WINNING		LAST 10		STRENGTH OF		OPP. STRENGTH		TEAM	ADJ		CONF.	ADJ CONF.							
Average RPI Loss:		50	RECORD		PCT. RANK		GAMES		SCHEDULE		OF SCHEDULE		RPI	RPI		RPI	RPI							
DIV. I ONLY			18- 14		.5625		131		5- 5		7		25		39		.61502		36		3		3	
DIV. I NON-CONF.			8- 4		.66667		86		0- 0		6		36		24		.64874		25		2		2	
TOTALS		RPI 1-25		RPI 26-50				W-L RECORDS				RPI 51-100				RPI 101-150				RPI 150+				
18- 14		4- 8		4- 2				OVERALL				2- 1				5- 2				3- 1				
9- 4		1- 3		3- 1				HOME				1- 0				2- 0				2- 0				
6- 7		3- 2		1- 1				AWAY				1- 1				1- 2				0- 1				
3- 3		0- 3		0- 0				NEUTRAL				0- 0				2- 0				1- 0				
8- 4		0- 4		1- 0				NON-CONFERENCE				2- 0				3- 0				2- 0				
3- 0		0- 0		1- 0				HOME				1- 0				0- 0				1- 0				
2- 1		0- 1		0- 0				AWAY				1- 0				1- 0				0- 0				
3- 3		0- 3		0- 0				NEUTRAL				0- 0				2- 0				1- 0				
10- 10		4- 4		3- 2				CONFERENCE				0- 1				2- 2				1- 1				
6- 4		1- 3		2- 1				HOME				0- 0				2- 0				1- 0				
4- 6		3- 1		1- 1				AWAY				0- 1				0- 2				0- 1				
0- 0		0- 0		0- 0				NEUTRAL				0- 0				0- 0				0- 0				
RPI	S	Opponent		Score		RPI	S	Opponent		Score		RPI	S	Opponent		Score		RPI	S	Opponent		Score		
1	N	Wisconsin		0	3	30	H	SMU		3	0	79	A	New Mexico St.		3	1	107	N	Northern Ky.		3	0	
6	A	Washington		0	3	31	H	Utah		3	1	81	A	Colorado		2	3	112	N	Sacramento St.		3	0	
6	H	Washington		1	3	43	A	Washington St.		2	3	89	H	Pepperdine		3	0	120	A	Butler		3	0	
11	A	Stanford		3	1	43	H	Washington St.		0	3							121	A	Arizona St.		2	3	
11	H	Stanford		0	3	48	A	Southern California		3	0							121	H	Arizona St.		3	1	
12	A	UCLA		3	2	48	H	Southern California		3	2							122	A	Oregon St.		1	3	
12	H	UCLA		3	0													122	H	Oregon St.		3	0	
18	N	Kansas St.		1	3													162	N	Loyola Chicago		3	1	
23	A	Hawaii		2	3													179	A	California		2	3	
24	A	Oregon		3	2													179	H	California		3	1	
24	H	Oregon		1	3													194	H	Alabama St.		3	0	
25	N	Texas A&M		0	3																			
LAST 10 GAMES																								
121 A Arizona St.						2	3	6 A Washington						0	3									
31 H Utah						3	1	12 H UCLA						3	0									
11 H Stanford						0	3	48 H Southern California						3	2									
179 H California						3	1	122 A Oregon St.						1	3									
43 A Washington St.						2	3	24 A Oregon						3	2									

Non-Div. I Games:

Arizona

Average RPI Win:	149	WON-LOST	WINNING	LAST 10	STRENGTH OF	OPP. STRENGTH	TEAM	ADJ	CONF.	ADJ CONF.	
Average RPI Loss:	72	RECORD	PCT. RANK	GAMES	SCHEDULE	OF SCHEDULE	RPI	RPI	RPI	RPI	
DIV. I ONLY	25- 5	.83333	15	9- 1	92	101	33	.61404	37	11	12
DIV. I NON-CONF.	9- 3	.75	50	0- 0	101	54	53	.59405	55	13	13
<hr/>											
TOTALS	RPI 1-25	RPI 26-50		W-L RECORDS		RPI 51-100		RPI 101-150		RPI 150+	
25- 5	0- 0	1- 1		OVERALL		4- 3		8- 1		12- 0	
11- 2	0- 0	0- 1		HOME		3- 0		3- 1		5- 0	
8- 3	0- 0	1- 0		AWAY		0- 3		3- 0		4- 0	
6- 0	0- 0	0- 0		NEUTRAL		1- 0		2- 0		3- 0	
<hr/>											
9- 3	0- 0	1- 1		NON-CONFERENCE		2- 2		2- 0		4- 0	
2- 1	0- 0	0- 1		HOME		1- 0		0- 0		1- 0	
1- 2	0- 0	1- 0		AWAY		0- 2		0- 0		0- 0	
6- 0	0- 0	0- 0		NEUTRAL		1- 0		2- 0		3- 0	
<hr/>											
16- 2	0- 0	0- 0		CONFERENCE		2- 1		6- 1		8- 0	
9- 1	0- 0	0- 0		HOME		2- 0		3- 1		4- 0	
7- 1	0- 0	0- 0		AWAY		0- 1		3- 0		4- 0	
0- 0	0- 0	0- 0		NEUTRAL		0- 0		0- 0		0- 0	
<hr/>											
RPI S	Opponent	Score	RPI S	Opponent	Score	RPI S	Opponent	Score	RPI S	Opponent	Score
32 H	Boise St.	1 3	55 N	Arkansas St.	3 1	107 A	Northern Ky.	3 2			
47 A	Temple	3 2	67 A	Notre Dame	0 3	107 H	Northern Ky.	3 0			
			68 A	Indiana	0 3	116 A	Oakland	3 0			
			75 A	Green Bay	2 3	116 H	Oakland	3 2			
			75 H	Green Bay	3 2	116 H	Oakland	2 3			
			75 H	Green Bay	3 0	139 N	New Hampshire	3 1			
			84 H	Tennessee	3 2	140 N	Seton Hall	3 0			
						147 A	Milwaukee	3 2			
						147 H	Milwaukee	3 2			
						181 A	Ill.-Chicago	3 1			
						181 H	Ill.-Chicago	3 0			
						184 A	Valparaiso	3 1			
						184 H	Valparaiso	3 0			
						186 N	IUPUI	3 1			
						189 N	Western Mich.	3 1			
						191 A	Wright St.	3 0			
						191 H	Wright St.	3 0			
						212 N	Rutgers	3 0			
						214 A	Youngstown St.	3 0			
						214 H	Youngstown St.	3 0			
						251 H	Eastern Mich.	3 0			
<hr/>											
LAST 10 GAMES											
75 H	Green Bay	3 2	116 A	Oakland	3 0						
116 H	Oakland	3 2	107 H	Northern Ky.	3 0						
191 H	Wright St.	3 0	184 H	Valparaiso	3 0						
75 A	Green Bay	2 3	147 A	Milwaukee	3 2						
214 H	Youngstown St.	3 0	181 A	Ill.-Chicago	3 1						

Non-Div. I Games:

Cleveland St.

Average RPI Win:		142	WON-LOST RECORD		WINNING PCT. RANK		LAST 10 GAMES		STRENGTH OF SCHEDULE		OPP. STRENGTH OF SCHEDULE		TEAM RPI		ADJ RPI		CONF. RPI		ADJ CONF. RPI				
DIV. I ONLY			22- 9		.70968 62		9- 1		37		70		37		.6128 38		6		6				
DIV. I NON-CONF.			5- 6		.45455 199		0- 0		67		50		110		.54243 102		9		10				
TOTALS		RPI 1-25		RPI 26-50		W-L RECORDS		RPI 51-100		RPI 101-150		RPI 150+											
22- 9		1- 2		2- 4		OVERALL		5- 3		4- 0		10- 0											
9- 3		0- 0		1- 2		HOME		2- 1		2- 0		4- 0											
10- 3		1- 1		1- 1		AWAY		3- 1		2- 0		3- 0											
3- 3		0- 1		0- 1		NEUTRAL		0- 1		0- 0		3- 0											
5- 6		1- 2		0- 2		NON-CONFERENCE		0- 2		0- 0		4- 0											
1- 1		0- 0		0- 1		HOME		0- 0		0- 0		1- 0											
1- 2		1- 1		0- 0		AWAY		0- 1		0- 0		0- 0											
3- 3		0- 1		0- 1		NEUTRAL		0- 1		0- 0		3- 0											
17- 3		0- 0		2- 2		CONFERENCE		5- 1		4- 0		6- 0											
8- 2		0- 0		1- 1		HOME		2- 1		2- 0		3- 0											
9- 1		0- 0		1- 1		AWAY		3- 0		2- 0		3- 0											
0- 0		0- 0		0- 0		NEUTRAL		0- 0		0- 0		0- 0											
RPI	S	Opponent		Score		RPI	S	Opponent		Score		RPI	S	Opponent		Score		RPI	S	Opponent		Score	
14	A	Western Ky.		0	3	30	A	SMU		2	3	61	A	UCF		3	2	113	A	South Fla.		3	0
15	N	Michigan St.		0	3	30	H	SMU		3	0	61	H	UCF		3	1	113	H	South Fla.		3	0
21	A	Wichita St.		3	1	40	H	Miami (OH)		0	3	69	N	Southern Ill.		2	3	124	A	UConn		3	0
						41	N	Marquette		1	3	76	A	Tulsa		3	2	124	H	UConn		3	2
						47	A	Temple		3	2	76	H	Tulsa		1	3	171	A	Memphis		3	1
						47	H	Temple		0	3	84	A	Tennessee		1	3	171	H	Memphis		3	0
												90	A	Tulane		3	2	186	N	IUPUI		3	0
												90	H	Tulane		3	0	193	A	East Carolina		3	0
																		193	H	East Carolina		3	0
																		216	H	Furman		3	0
																		245	A	Houston		3	0
																		245	H	Houston		3	0
																		278	N	Middle Tenn.		3	1
																		286	N	La.-Monroe		3	0
						LAST 10 GAMES																	
						171	A	Memphis		3	1	47	A	Temple		3	2						
						193	H	East Carolina		3	0	76	H	Tulsa		1	3						
						245	H	Houston		3	0	30	H	SMU		3	0						
						90	H	Tulane		3	0	113	A	South Fla.		3	0						
						124	A	UConn		3	0	61	A	UCF		3	2						

Non-Div. I Games:

Cincinnati

Average RPI Win:		148	WON-LOST RECORD		WINNING PCT. RANK		LAST 10 GAMES		STRENGTH OF SCHEDULE		OPP. STRENGTH OF SCHEDULE		TEAM RPI		ADJ RPI		CONF. RPI		ADJ CONF. RPI	
DIV. I ONLY			24- 8		.75 40		9- 1		65		86		40		.60972 39		10		10	
DIV. I NON-CONF.			9- 3		.75 50		0- 0		7		87		20		.66295 21		6		6	
TOTALS		RPI 1-25		RPI 26-50		W-L RECORDS		RPI 51-100		RPI 101-150		RPI 150+								
24- 8		2- 3		3- 1		OVERALL		3- 3		2- 0		14- 1								
12- 4		2- 1		1- 1		HOME		2- 2		0- 0		7- 0								
9- 3		0- 1		1- 0		AWAY		1- 1		2- 0		5- 1								
3- 1		0- 1		1- 0		NEUTRAL		0- 0		0- 0		2- 0								
9- 3		1- 2		1- 1		NON-CONFERENCE		2- 0		1- 0		4- 0								
4- 2		1- 1		0- 1		HOME		1- 0		0- 0		2- 0								
2- 0		0- 0		0- 0		AWAY		1- 0		1- 0		0- 0								
3- 1		0- 1		1- 0		NEUTRAL		0- 0		0- 0		2- 0								
15- 5		1- 1		2- 0		CONFERENCE		1- 3		1- 0		10- 1								
8- 2		1- 0		1- 0		HOME		1- 2		0- 0		5- 0								
7- 3		0- 1		1- 0		AWAY		0- 1		1- 0		5- 1								
0- 0		0- 0		0- 0		NEUTRAL		0- 0		0- 0		0- 0								
RPI	S	Opponent		Score		RPI	S	Opponent		Score		RPI	S	Opponent		Score				
8	H	North Carolina		3	2	35	H	Coastal Caro.		1	3	102	A	Miami (FL)		3	1			
9	N	Missouri		1	3	46	N	Colorado St.		3	2	114	A	Kennesaw St.		3	0			
13	H	Michigan		3	2	49	A	Georgia Tech		3	1	155	H	Louisville		3	0			
14	H	Western Ky.		2	3	49	H	Georgia Tech		3	1	160	N	CSU Bakersfield		3	0			
22	A	Florida St.		1	3							86	H	American		3	1			
												93	A	UC Santa Barbara		3	1			
														168 A Virginia Tech		3	1			
														168 H Virginia Tech		3	0			
														170 N Liberty		3	0			
														223 A Syracuse		3	1			
														226 A Clemson		3	0			
														226 H Clemson		3	0			
														234 A Wake Forest		1	3			
														234 H Wake Forest		3	0			
														236 A Boston College		3	0			
														237 A Virginia		3	1			
														237 H Virginia		3	0			
														240 H Lehigh		3	0			
														255 H Robert Morris		3	0			
LAST 10 GAMES																				
237 A Virginia						3	1	234 H Wake Forest						3	0					
168 H Virginia Tech						3	0	49 A Georgia Tech						3	1					
236 A Boston College						3	0	226 A Clemson						3	0					
223 A Syracuse						3	1	8 H North Carolina						3	2					
64 H Duke						0	3	66 H North Carolina St.						3	2					

Non-Div. I Games:

Pittsburgh

Average RPI Win:	166	WON-LOST RECORD	WINNING PCT. RANK	LAST 10 GAMES		STRENGTH OF SCHEDULE	OPP. STRENGTH OF SCHEDULE	TEAM RPI	ADJ RPI	CONF. RPI	ADJ CONF. RPI		
DIV. I ONLY		24- 6	.8 25	8- 2		89	129	38	.60925	40	15	15	
DIV. I NON-CONF.		8- 4	.66667 86	0- 0		36	18	40	.61945	38	15	15	
<hr/>													
TOTALS	RPI 1-25		RPI 26-50		W-L RECORDS		RPI 51-100			RPI 101-150		RPI 150+	
24- 6	1- 1		1- 2		OVERALL		3- 1			7- 1		12- 1	
10- 0	0- 0		0- 0		HOME		2- 0			3- 0		5- 0	
10- 4	1- 1		1- 1		AWAY		0- 1			3- 0		5- 1	
4- 2	0- 0		0- 1		NEUTRAL		1- 0			1- 1		2- 0	
8- 4	1- 1		1- 2		NON-CONFERENCE		2- 0			1- 1		3- 0	
2- 0	0- 0		0- 0		HOME		1- 0			0- 0		1- 0	
3- 2	1- 1		1- 1		AWAY		0- 0			1- 0		0- 0	
3- 2	0- 0		0- 1		NEUTRAL		1- 0			0- 1		2- 0	
16- 2	0- 0		0- 0		CONFERENCE		1- 1			6- 0		9- 1	
8- 0	0- 0		0- 0		HOME		1- 0			3- 0		4- 0	
7- 2	0- 0		0- 0		AWAY		0- 1			2- 0		5- 1	
1- 0	0- 0		0- 0		NEUTRAL		0- 0			1- 0		0- 0	
<hr/>													
RPI	S	Opponent	Score		RPI	S	Opponent	Score		RPI	S	Opponent	Score
9	A	Missouri	3 2		28	A	Dayton	1 3		51	A	Northern Ill.	0 3
13	A	Michigan	0 3		38	A	Cincinnati	3 0		51	H	Northern Ill.	3 0
					45	N	UNI	0 3		59	H	Xavier	3 1
										77	N	Saint Louis	3 2
												Auburn	3 2
												Bowling Green	3 0
												Bowling Green	3 0
												Bowling Green	3 1
												Illinois St.	2 3
												Ohio	3 0
												Ohio	3 0
												Toledo	3 0
												Memphis	3 0
												Western Mich.	3 0
												Kent St.	2 3
												Kent St.	3 0
												Ball St.	3 0
												Furman	3 0
												Central Mich.	3 0
												Jacksonville	3 0
												Eastern Mich.	3 1
												Akron	3 1
												Akron	3 0
												Buffalo	3 0
												Buffalo	3 0
					LAST 10 GAMES								
					51	A	Northern Ill.	0 3		133	A	Ohio	3 0
					117	N	Bowling Green	3 1		51	H	Northern Ill.	3 0
					307	H	Buffalo	3 0		117	H	Bowling Green	3 0
					289	H	Akron	3 0		210	H	Ball St.	3 0
					198	A	Kent St.	2 3		145	H	Toledo	3 0

Non-Div. I Games:

Miami (OH)

Average RPI Win: 132		WON-LOST	WINNING	LAST 10	STRENGTH OF		OPP. STRENGTH	TEAM	ADJ	CONF.	ADJ CONF.
Average RPI Loss: 68		RECORD	PCT. RANK	GAMES	SCHEDULE		OF SCHEDULE	RPI	RPI	RPI	RPI
DIV. I ONLY		23- 8	.74194	47	6- 4		75	52	41	.60819	41
DIV. I NON-CONF.		10- 2	.83333	26	0- 0		61	16	28	.65031	24
TOTALS		RPI 1-25	RPI 26-50		W-L RECORDS		RPI 51-100		RPI 101-150		RPI 150+
23- 8		1- 3	4- 0		OVERALL		3- 3		7- 1		8- 1
9- 3		0- 1	2- 0		HOME		1- 1		4- 0		2- 1
9- 3		1- 2	1- 0		AWAY		1- 1		3- 0		3- 0
5- 2		0- 0	1- 0		NEUTRAL		1- 1		0- 1		3- 0
10- 2		1- 1	4- 0		NON-CONFERENCE		1- 0		1- 1		3- 0
3- 0		0- 0	2- 0		HOME		0- 0		1- 0		0- 0
2- 1		1- 1	1- 0		AWAY		0- 0		0- 0		0- 0
5- 1		0- 0	1- 0		NEUTRAL		1- 0		0- 1		3- 0
13- 6		0- 2	0- 0		CONFERENCE		2- 3		6- 0		5- 1
6- 3		0- 1	0- 0		HOME		1- 1		3- 0		2- 1
7- 2		0- 1	0- 0		AWAY		1- 1		3- 0		3- 0
0- 1		0- 0	0- 0		NEUTRAL		0- 1		0- 0		0- 0
RPI S	Opponent	Score	RPI S	Opponent	Score	RPI S	Opponent	Score	RPI S	Opponent	Score
17 A	Creighton	0 3	27 H	Iowa St.	3 0	59 A	Xavier	1 3	120 A	Butler	3 1
17 H	Creighton	1 3	38 N	Cincinnati	3 1	59 H	Xavier	3 0	120 H	Butler	3 2
19 A	Kentucky	3 1	44 H	Missouri St.	3 1	59 N	Xavier	1 3	126 N	Santa Clara	1 3
21 A	Wichita St.	0 3	48 A	Southern California	3 1	72 A	Villanova	3 0	134 A	DePaul	3 2
						72 H	Villanova	1 3	134 H	DePaul	3 0
						77 N	Saint Louis	3 0	140 A	Seton Hall	3 1
									140 H	Seton Hall	3 1
									147 H	Milwaukee	3 0
									167 N	UC Irvine	3 2
									174 A	St. John's (NY)	3 2
									174 H	St. John's (NY)	2 3
									186 N	IUPUI	3 0
									233 A	Georgetown	3 1
									233 H	Georgetown	3 1
									237 N	Virginia	3 0
									249 A	Providence	3 0
									249 H	Providence	3 0
			LAST 10 GAMES								
			59 N	Xavier	1 3	134 H	DePaul	3 0			
			59 A	Xavier	1 3	233 A	Georgetown	3 1			
			120 A	Butler	3 1	72 A	Villanova	3 0			
			174 H	St. John's (NY)	2 3	17 H	Creighton	1 3			
			140 H	Seton Hall	3 1	249 H	Providence	3 0			

Non-Div. I Games:

Marquette

Average RPI Win:	133	WON-LOST RECORD	WINNING PCT. RANK	LAST 10 GAMES	STRENGTH OF SCHEDULE	OPP. STRENGTH OF SCHEDULE	TEAM RPI	ADJ RPI	CONF. RPI	ADJ CONF. RPI		
DIV. I ONLY		21- 11	.65625	79	5- 5	30	34	42	.6048	42	2	2
DIV. I NON-CONF.		12- 4	.75	50	0- 0	88	114	52	.59691	52	3	3
<hr/>												
TOTALS	RPI 1-25	RPI 26-50		W-L RECORDS		RPI 51-100		RPI 101-150		RPI 150+		
21- 11	2- 7	2- 2		OVERALL		2- 1		7- 1		8- 0		
11- 4	2- 2	1- 1		HOME		1- 0		4- 1		3- 0		
8- 6	0- 5	1- 0		AWAY		1- 1		3- 0		3- 0		
2- 1	0- 0	0- 1		NEUTRAL		0- 0		0- 0		2- 0		
<hr/>												
12- 4	0- 1	1- 1		NON-CONFERENCE		2- 1		1- 1		8- 0		
6- 1	0- 0	1- 0		HOME		1- 0		1- 1		3- 0		
4- 2	0- 1	0- 0		AWAY		1- 1		0- 0		3- 0		
2- 1	0- 0	0- 1		NEUTRAL		0- 0		0- 0		2- 0		
<hr/>												
9- 7	2- 6	1- 1		CONFERENCE		0- 0		6- 0		0- 0		
5- 3	2- 2	0- 1		HOME		0- 0		3- 0		0- 0		
4- 4	0- 4	1- 0		AWAY		0- 0		3- 0		0- 0		
0- 0	0- 0	0- 0		NEUTRAL		0- 0		0- 0		0- 0		
<hr/>												
RPI	S	Opponent	Score	RPI	S	Opponent	Score	RPI	S	Opponent	Score	
4	A	Texas	0 3	27	A	Iowa St.	3 2	60	H	A&M-Corpus Christi	3 1	
4	H	Texas	1 3	27	H	Iowa St.	2 3	82	A	Texas St.	3 1	
5	A	Kansas	1 3	43	H	Washington St.	3 2	93	A	UC Santa Barbara	0 3	
5	H	Kansas	2 3	46	N	Colorado St.	1 3					
18	A	Kansas St.	1 3									
18	H	Kansas St.	3 0									
20	A	TCU	2 3									
20	H	TCU	3 0									
22	A	Florida St.	2 3									

Average RPI Win:	104	WON-LOST	WINNING	LAST 10	STRENGTH OF	OPP. STRENGTH	TEAM	ADJ	CONF.	ADJ CONF.					
Average RPI Loss:	53	RECORD	PCT. RANK	GAMES	SCHEDULE	OF SCHEDULE	RPI	RPI	RPI	RPI					
DIV. I ONLY		21- 11	.65625	79	4- 6	57	24	48	.6045	43	3	3			
DIV. I NON-CONF.		10- 2	.83333	26	0- 0	94	70	39	.62016	37	2	2			
<hr/>															
TOTALS	RPI 1-25	RPI 26-50		W-L RECORDS		RPI 51-100		RPI 101-150		RPI 150+					
21- 11	4- 4	3- 4		OVERALL		4- 1		4- 1		6- 1					
8- 5	1- 2	2- 1		HOME		0- 1		1- 1		4- 0					
7- 6	2- 2	1- 3		AWAY		2- 0		2- 0		0- 1					
6- 0	1- 0	0- 0		NEUTRAL		2- 0		1- 0		2- 0					
10- 2	1- 0	0- 2		NON-CONFERENCE		3- 0		1- 0		5- 0					
3- 0	0- 0	0- 0		HOME		0- 0		0- 0		3- 0					
1- 2	0- 0	0- 2		AWAY		1- 0		0- 0		0- 0					
6- 0	1- 0	0- 0		NEUTRAL		2- 0		1- 0		2- 0					
11- 9	3- 4	3- 2		CONFERENCE		1- 1		3- 1		1- 1					
5- 5	1- 2	2- 1		HOME		0- 1		1- 1		1- 0					
6- 4	2- 2	1- 1		AWAY		1- 0		2- 0		0- 1					
0- 0	0- 0	0- 0		NEUTRAL		0- 0		0- 0		0- 0					
RPI	S	Opponent	Score	RPI	S	Opponent	Score	RPI	S	Opponent	Score				
6	A	Washington	3 1	29	A	Purdue	1 3	71	A	Long Beach St.	3 0	106	N	Col. of Charleston	3 0
6	H	Washington	0 3	31	A	Utah	2 3	74	N	Wyoming	3 1	121	A	Arizona St.	3 0
11	A	Stanford	0 3	31	H	Utah	2 3	81	A	Colorado	3 0	121	H	Arizona St.	3 1
11	H	Stanford	3 2	36	A	Arizona	3 0	81	H	Colorado	2 3	122	A	Oregon St.	3 1
12	A	UCLA	3 2	36	H	Arizona	3 2	94	N	Northeastern	3 0	122	H	Oregon St.	1 3
19	N	Kentucky	3 0	42	A	Baylor	2 3					167	N	UC Irvine	3 1
24	A	Oregon	0 3	48	H	Southern California	3 2					179	A	California	0 3
24	H	Oregon	2 3									179	H	California	3 0
												204	H	Idaho	3 0
												208	H	UMES	3 0
												231	H	George Washington	3 0
												237	N	Virginia	3 0

Average RPI Win:		157	WON-LOST RECORD		WINNING PCT. RANK		LAST 10 GAMES		STRENGTH OF SCHEDULE		OPP. STRENGTH OF SCHEDULE		TEAM RPI		ADJ RPI		CONF. RPI		ADJ CONF. RPI								
DIV. I ONLY			26- 8		.76471 36		9- 1		101		76		44		.60318 44		12		11								
DIV. I NON-CONF.			9- 5		.64286 104		0- 0		92		26		66		.58006 62		11		11								
TOTALS		RPI 1-25		RPI 26-50		W-L RECORDS		RPI 51-100		RPI 101-150		RPI 150+															
26- 8		1- 4		3- 2		OVERALL		4- 2		4- 0		14- 0															
11- 2		0- 1		2- 0		HOME		0- 1		1- 0		8- 0															
11- 2		1- 1		1- 1		AWAY		3- 0		1- 0		5- 0															
4- 4		0- 2		0- 1		NEUTRAL		1- 1		2- 0		1- 0															
9- 5		0- 2		1- 2		NON-CONFERENCE		3- 1		1- 0		4- 0															
4- 0		0- 0		1- 0		HOME		0- 0		0- 0		3- 0															
2- 2		0- 1		0- 1		AWAY		2- 0		0- 0		0- 0															
3- 3		0- 1		0- 1		NEUTRAL		1- 1		1- 0		1- 0															
17- 3		1- 2		2- 0		CONFERENCE		1- 1		3- 0		10- 0															
7- 2		0- 1		1- 0		HOME		0- 1		1- 0		5- 0															
9- 0		1- 0		1- 0		AWAY		1- 0		1- 0		5- 0															
1- 1		0- 1		0- 0		NEUTRAL		0- 0		1- 0		0- 0															
RPI	S	Opponent		Score		RPI	S	Opponent		Score		RPI	S	Opponent		Score											
12	N	UCLA		1	3	27	N	Iowa St.		0	3	55	A	Arkansas St.		3	1	127	A	Illinois St.		3	2				
21	A	Wichita St.		3	1	34	H	Ohio St.		3	2	56	A	Illinois		3	2	127	H	Illinois St.		3	1				
21	H	Wichita St.		2	3	41	A	Marquette		1	3	59	N	Xavier		2	3	127	N	Illinois St.		3	2				
21	N	Wichita St.		1	3	45	A	UNI		3	2	69	A	Southern Ill.		3	2	147	N	Milwaukee		3	0				
23	A	Hawaii		0	3	45	H	UNI		3	1	69	H	Southern Ill.		2	3	152	N	Arkansas		3	0				
												87	N	Pacific		3	0	162	A	Loyola Chicago		3	0				
																		162	H	Loyola Chicago		3	0				
																		185	A	Drake		3	2				
																		185	H	Drake		3	0				
																		186	H	IUPUI		3	1				
																		229	A	Indiana St.		3	0				
																		229	H	Indiana St.		3	0				
																		254	A	Evansville		3	0				
																		254	H	Evansville		3	0				
																		266	A	Bradley		3	0				
																		266	H	Bradley		3	0				
																		282	H	McNeese		3	0				
																		318	H	Western Ill.		3	0				
						LAST 10 GAMES																					
						21 N Wichita St.						1	3	229 H Indiana St.						3	0						
						127 N Illinois St.						3	2	162 A Loyola Chicago						3	0						
						69 A Southern Ill.						3	2	266 A Bradley						3	0						
						254 A Evansville						3	0	45 H UNI						3	1						
						127 H Illinois St.						3	1	185 H Drake						3	0						

Non-Div. I Games:

Missouri St.

UNI				Through Games Of Nov. 26, 2016										
Average RPI Win:	157	WON-LOST	WINNING	LAST 10	STRENGTH OF	OPP. STRENGTH	TEAM	ADJ	CONF.	ADJ CONF.				
Average RPI Loss:	43	RECORD	PCT. RANK	GAMES	SCHEDULE	OF SCHEDULE	RPI	RPI	RPI	RPI				
DIV. I ONLY		24- 9	.72727	56	8- 2	86	73	47	.60211	45	12	11		
DIV. I NON-CONF.		9- 4	.69231	74	0- 0	57	15	41	.61635	41	11	11		
<hr/>														
TOTALS	RPI 1-25	RPI 26-50		W-L RECORDS		RPI 51-100		RPI 101-150		RPI 150+				
24- 9	3- 4	2- 3		OVERALL		2- 1		1- 1		16- 0				
12- 3	1- 1	1- 1		HOME		1- 0		0- 1		9- 0				
8- 5	1- 2	0- 2		AWAY		0- 1		1- 0		6- 0				
4- 1	1- 1	1- 0		NEUTRAL		1- 0		0- 0		1- 0				
<hr/>														
9- 4	1- 3	2- 1		NON-CONFERENCE		1- 0		0- 0		5- 0				
4- 0	0- 0	1- 0		HOME		0- 0		0- 0		3- 0				
1- 3	0- 2	0- 1		AWAY		0- 0		0- 0		1- 0				
4- 1	1- 1	1- 0		NEUTRAL		1- 0		0- 0		1- 0				
<hr/>														
15- 5	2- 1	0- 2		CONFERENCE		1- 1		1- 1		11- 0				
8- 3	1- 1	0- 1		HOME		1- 0		0- 1		6- 0				
7- 2	1- 0	0- 1		AWAY		0- 1		1- 0		5- 0				
0- 0	0- 0	0- 0		NEUTRAL		0- 0		0- 0		0- 0				
<hr/>														
RPI	S	Opponent	Score		RPI	S	Opponent	Score		RPI	S	Opponent	Score	
5	A	Kansas	0	3	27	H	Iowa St.	3	2	69	A	Southern Ill.	2	3
13	A	Michigan	0	3	40	N	Miami (OH)	3	0	69	H	Southern Ill.	3	1
17	N	Creighton	0	3	44	A	Missouri St.	1	3	77	N	Saint Louis	3	0
19	N	Kentucky	3	0	44	H	Missouri St.	2	3			Northwestern	3	0
21	A	Wichita St.	3	0	48	A	Southern California	1	3			Loyola Chicago	3	2
21	H	Wichita St.	1	3								Loyola Chicago	3	0
21	H	Wichita St.	3	1								Loyola Chicago	3	0
												UMKC	3	1
												Drake	3	0
												Drake	3	0
												North Dakota St.	3	0
												Syracuse	3	0
												Indiana St.	3	0
												Indiana St.	3	1
												Evansville	3	0
												Evansville	3	0
												Omaha	3	0
												Bradley	3	0
												Bradley	3	0
					LAST 10 GAMES									
					21	H	Wichita St.	1	3	162	H	Loyola Chicago	3	0
					162	H	Loyola Chicago	3	0	185	H	Drake	3	0
					229	A	Indiana St.	3	0	44	A	Missouri St.	1	3
					127	A	Illinois St.	3	1	21	A	Wichita St.	3	0
					266	H	Bradley	3	0	69	H	Southern Ill.	3	1

Non-Div. I Games:

UNI

Average RPI Win: 138		WON-LOST	WINNING	LAST 10	STRENGTH OF		OPP. STRENGTH	TEAM	ADJ	CONF.	ADJ CONF.
Average RPI Loss: 67		RECORD	PCT. RANK	GAMES	SCHEDULE		OF SCHEDULE	RPI	RPI	RPI	RPI
DIV. I ONLY		21- 8	.72414	58	69		69	43	.59948	46	7
DIV. I NON-CONF.		6- 5	.54545	152	116		72	115	.53509	114	7
TOTALS		RPI 1-25	RPI 26-50		W-L RECORDS		RPI 51-100		RPI 101-150		RPI 150+
21- 8	0- 2	3- 2		OVERALL		5- 3		7- 0		6- 1	
12- 2	0- 2	1- 0		HOME		3- 0		3- 0		5- 0	
7- 5	0- 0	1- 1		AWAY		2- 3		4- 0		0- 1	
2- 1	0- 0	1- 1		NEUTRAL		0- 0		0- 0		1- 0	
6- 5	0- 2	1- 1		NON-CONFERENCE		0- 2		1- 0		4- 0	
3- 2	0- 2	0- 0		HOME		0- 0		0- 0		3- 0	
1- 2	0- 0	0- 0		AWAY		0- 2		1- 0		0- 0	
2- 1	0- 0	1- 1		NEUTRAL		0- 0		0- 0		1- 0	
15- 3	0- 0	2- 1		CONFERENCE		5- 1		6- 0		2- 1	
9- 0	0- 0	1- 0		HOME		3- 0		3- 0		2- 0	
6- 3	0- 0	1- 1		AWAY		2- 1		3- 0		0- 1	
0- 0	0- 0	0- 0		NEUTRAL		0- 0		0- 0		0- 0	
RPI S	Opponent	Score	RPI S	Opponent	Score	RPI S	Opponent	Score	RPI S	Opponent	Score
4 H	Texas	0 3	32 A	Boise St.	2 3	74 A	Wyoming	1 3	128 A	Fresno St.	3 0
21 H	Wichita St.	0 3	33 A	UNLV	3 1	74 H	Wyoming	3 2	128 H	Fresno St.	3 1
			33 H	UNLV	3 2	81 A	Colorado	1 3	132 A	New Mexico	3 0
			39 N	Pittsburgh	2 3	83 A	San Diego St.	3 2	132 H	New Mexico	3 2
			42 N	Baylor	3 1	83 H	San Diego St.	3 0	137 A	Utah St.	3 0
						85 A	Nevada	3 0	137 H	Utah St.	3 0
						85 H	Nevada	3 0	142 A	Northern Colo.	3 1
						93 A	UC Santa Barbara	0 3	166 H	St. Mary's (CA)	3 0
									192 A	San Jose St.	2 3
									192 H	San Jose St.	3 0
									203 H	North Dakota St.	3 0
									253 H	Air Force	3 0
									312 N	Chicago St.	3 0
									324 H	New Orleans	3 0
LAST 10 GAMES											
			74 H	Wyoming	3 2				132 H	New Mexico	3 2
			253 H	Air Force	3 0				33 H	UNLV	3 2
			32 A	Boise St.	2 3				137 H	Utah St.	3 0
			85 A	Nevada	3 0				74 A	Wyoming	1 3
			83 A	San Diego St.	3 2				128 A	Fresno St.	3 0

Non-Div. I Games:

Colorado St.

Average RPI Win: 148		WON-LOST	WINNING	LAST 10	STRENGTH OF		OPP. STRENGTH	TEAM	ADJ	CONF.	ADJ CONF.
Average RPI Loss: 74		RECORD	PCT. RANK	GAMES	SCHEDULE		OF SCHEDULE	RPI	RPI	RPI	RPI
DIV. I ONLY		22- 8	.73333	51	8- 2		72	85	46	.59818	47
DIV. I NON-CONF.		7- 3	.7	71	0- 0		141	118	88	.55736	88
TOTALS		RPI 1-25	RPI 26-50		W-L RECORDS		RPI 51-100		RPI 101-150		RPI 150+
22- 8	0- 0	2- 3		OVERALL		6- 3		4- 1		10- 1	
9- 6	0- 0	0- 3		HOME		2- 2		2- 1		5- 0	
12- 0	0- 0	2- 0		AWAY		3- 0		2- 0		5- 0	
1- 2	0- 0	0- 0		NEUTRAL		1- 1		0- 0		0- 1	
7- 3	0- 0	0- 1		NON-CONFERENCE		2- 1		1- 0		4- 1	
4- 1	0- 0	0- 1		HOME		1- 0		1- 0		2- 0	
2- 0	0- 0	0- 0		AWAY		0- 0		0- 0		2- 0	
1- 2	0- 0	0- 0		NEUTRAL		1- 1		0- 0		0- 1	
15- 5	0- 0	2- 2		CONFERENCE		4- 2		3- 1		6- 0	
5- 5	0- 0	0- 2		HOME		1- 2		1- 1		3- 0	
10- 0	0- 0	2- 0		AWAY		3- 0		2- 0		3- 0	
0- 0	0- 0	0- 0		NEUTRAL		0- 0		0- 0		0- 0	
RPI S	Opponent	Score	RPI S	Opponent	Score	RPI S	Opponent	Score	RPI S	Opponent	Score
			30 A	SMU	3 2	53 N	Alabama	1 3	113 A	South Fla.	3 0
			30 H	SMU	1 3	61 A	UCF	3 2	113 H	South Fla.	0 3
			37 H	Cleveland St.	2 3	61 H	UCF	2 3	124 A	UConn	3 2
			38 A	Cincinnati	3 0	72 N	Villanova	3 0	124 H	UConn	3 0
			38 H	Cincinnati	2 3	76 A	Tulsa	3 0	139 H	New Hampshire	3 1
						76 H	Tulsa	3 1	168 N	Virginia Tech	2 3
						90 A	Tulane	3 0	171 A	Memphis	3 2
						90 H	Tulane	2 3	171 H	Memphis	3 2
						92 H	Northern Ariz.	3 1	193 A	East Carolina	3 1
									193 H	East Carolina	3 0
									212 H	Rutgers	3 0
									215 A	Penn	3 0
									245 A	Houston	3 0
									245 H	Houston	3 1
									261 A	La Salle	3 1
									311 H	Hampton	3 0
LAST 10 GAMES											
			76 H	Tulsa	3 1	38 H	Cincinnati	2 3			
			30 H	SMU	1 3	90 A	Tulane	3 0			
			113 A	South Fla.	3 0	245 A	Houston	3 0			
			61 A	UCF	3 2	171 H	Memphis	3 2			
			193 H	East Carolina	3 0	124 H	UConn	3 0			

Non-Div. I Games:

Temple

Average RPI Win:	95	WON-LOST	WINNING	LAST 10	STRENGTH OF	OPP. STRENGTH	TEAM	ADJ	CONF.	ADJ CONF.		
Average RPI Loss:	43	RECORD	PCT. RANK	GAMES	SCHEDULE	OF SCHEDULE	RPI	RPI	RPI	RPI		
DIV. I ONLY		18- 13	.58065	122	4- 6	25	9	52	.59623	48	3	3
DIV. I NON-CONF.		8- 3	.72727	67	0- 0	38	23	31	.63324	31	2	2
<hr/>												
TOTALS	RPI 1-25	RPI 26-50		W-L RECORDS		RPI 51-100		RPI 101-150		RPI 150+		
18- 13	3- 6	2- 5		OVERALL		3- 0		8- 1		2- 1		
9- 9	2- 4	1- 3		HOME		1- 0		4- 1		1- 1		
7- 4	1- 2	1- 2		AWAY		2- 0		2- 0		1- 0		
2- 0	0- 0	0- 0		NEUTRAL		0- 0		2- 0		0- 0		
8- 3	2- 0	1- 1		NON-CONFERENCE		1- 0		4- 1		0- 1		
5- 3	2- 0	1- 1		HOME		0- 0		2- 1		0- 1		
1- 0	0- 0	0- 0		AWAY		1- 0		0- 0		0- 0		
2- 0	0- 0	0- 0		NEUTRAL		0- 0		2- 0		0- 0		
10- 10	1- 6	1- 4		CONFERENCE		2- 0		4- 0		2- 0		
4- 6	0- 4	0- 2		HOME		1- 0		2- 0		1- 0		
6- 4	1- 2	1- 2		AWAY		1- 0		2- 0		1- 0		
0- 0	0- 0	0- 0		NEUTRAL		0- 0		0- 0		0- 0		
RPI	S	Opponent	Score	RPI	S	Opponent	Score	RPI	S	Opponent	Score	
6	H	Washington	0 3	31	A	Utah	3 2	65	A	Rice	3 1	
11	A	Stanford	1 3	31	H	Utah	1 3	81	A	Colorado	3 1	
11	H	Stanford	0 3	36	A	Arizona	2 3	81	H	Colorado	3 0	
12	A	UCLA	2 3	36	H	Arizona	0 3					
12	H	UCLA	1 3	41	H	Marquette	1 3					
17	H	Creighton	3 2	43	A	Washington St.	2 3					
19	H	Kentucky	3 0	45	H	UNI	3 1					
24	A	Oregon	3 1									
24	H	Oregon	1 3									
									</			

Non-Div. I Games:

Southern California

Average RPI Win: 159		WON-LOST	WINNING	LAST 10	STRENGTH OF		OPP. STRENGTH	TEAM	ADJ	CONF.	ADJ CONF.								
Average RPI Loss: 23		RECORD	PCT. RANK	GAMES	SCHEDULE		OF SCHEDULE	RPI	RPI	RPI	RPI								
DIV. I ONLY		24- 8	.75	40	7- 3		94	66	45	.59611	49	10	10						
DIV. I NON-CONF.		9- 3	.75	50	0- 0		55	60	38	.61894	40	6	6						
<hr/>																			
TOTALS		RPI 1-25		RPI 26-50		W-L RECORDS		RPI 51-100		RPI 101-150		RPI 150+							
24- 8		0- 5		1- 3		OVERALL		5- 0		3- 0		15- 0							
11- 2		0- 1		0- 1		HOME		2- 0		1- 0		8- 0							
9- 5		0- 3		1- 2		AWAY		2- 0		2- 0		4- 0							
4- 1		0- 1		0- 0		NEUTRAL		1- 0		0- 0		3- 0							
9- 3		0- 2		1- 1		NON-CONFERENCE		1- 0		2- 0		5- 0							
3- 0		0- 0		0- 0		HOME		0- 0		1- 0		2- 0							
2- 2		0- 1		1- 1		AWAY		0- 0		1- 0		0- 0							
4- 1		0- 1		0- 0		NEUTRAL		1- 0		0- 0		3- 0							
15- 5		0- 3		0- 2		CONFERENCE		4- 0		1- 0		10- 0							
8- 2		0- 1		0- 1		HOME		2- 0		0- 0		6- 0							
7- 3		0- 2		0- 1		AWAY		2- 0		1- 0		4- 0							
0- 0		0- 0		0- 0		NEUTRAL		0- 0		0- 0		0- 0							
RPI	S	Opponent		Score		RPI	S	Opponent		Score		RPI	S	Opponent		Score			
8	A	North Carolina		2	3	35	A	Coastal Caro.		1	3	64	A	Duke		3	1		
8	H	North Carolina		0	3	35	A	Coastal Caro.		3	2	66	A	North Carolina St.		3	2		
13	N	Michigan		1	3	39	A	Pittsburgh		1	3	66	H	North Carolina St.		3	0		
18	A	Kansas St.		2	3	39	H	Pittsburgh		1	3	67	H	Notre Dame		3	0		
22	A	Florida St.		2	3							87	N	Pacific		3	1		
														102		A	Miami (FL)	3	2
														114		H	Kennesaw St.	3	2
														115		A	Auburn	3	1
														155		H	Louisville	3	1
														158		N	North Florida	3	0
														168		A	Virginia Tech	3	1
														168		H	Virginia Tech	3	0
														188		H	Georgia	3	0
														190		N	Tennessee St.	3	0
														216		N	Furman	3	0
														223		H	Syracuse	3	0
														226		A	Clemson	3	0
														226		H	Clemson	3	0
														234		A	Wake Forest	3	2
														236		H	Boston College	3	1
														237		A	Virginia	3	0
														237		H	Virginia	3	0
														248		H	Georgia St.	3	0
<hr/>																			
LAST 10 GAMES																			
		22		A	Florida St.	2	3			66	A	North Carolina St.	3	2					
		102		A	Miami (FL)	3	2			39	H	Pittsburgh	1	3					
		67		H	Notre Dame	3	0			168	H	Virginia Tech	3	0					
		155		H	Louisville	3	1			237	H	Virginia	3	0					
		8		A	North Carolina	2	3			226	H	Clemson	3	0					

Non-Div. I Games:

Georgia Tech

Average RPI Win:		163	WON-LOST RECORD		WINNING PCT. RANK		LAST 10 GAMES		STRENGTH OF SCHEDULE		OPP. STRENGTH OF SCHEDULE		TEAM RPI		ADJ RPI		CONF. RPI		ADJ CONF. RPI				
Average RPI Loss:		75																					
DIV. I ONLY			21- 10		.67742 73		10- 0		36		138		49		.58951 50		8		8				
DIV. I NON-CONF.			8- 5		.61538 118		0- 0		84		231		86		.5582 86		12		12				
TOTALS		RPI 1-25		RPI 26-50		W-L RECORDS		RPI 51-100		RPI 101-150		RPI 150+											
21- 10		0- 1		0- 0		OVERALL		6- 7		3- 2		12- 0											
10- 2		0- 1		0- 0		HOME		4- 0		1- 1		5- 0											
6- 5		0- 0		0- 0		AWAY		0- 4		2- 1		4- 0											
5- 3		0- 0		0- 0		NEUTRAL		2- 3		0- 0		3- 0											
8- 5		0- 1		0- 0		NON-CONFERENCE		0- 3		0- 1		8- 0											
3- 1		0- 1		0- 0		HOME		0- 0		0- 0		3- 0											
2- 1		0- 0		0- 0		AWAY		0- 0		0- 1		2- 0											
3- 3		0- 0		0- 0		NEUTRAL		0- 3		0- 0		3- 0											
13- 5		0- 0		0- 0		CONFERENCE		6- 4		3- 1		4- 0											
7- 1		0- 0		0- 0		HOME		4- 0		1- 1		2- 0											
4- 4		0- 0		0- 0		AWAY		0- 4		2- 0		2- 0											
2- 0		0- 0		0- 0		NEUTRAL		2- 0		0- 0		0- 0											
RPI	S	Opponent		Score		RPI	S	Opponent		Score		RPI	S	Opponent		Score							
6	H	Washington		0 3								51	N	Northern Ill.		0 3		104	A	UNCW		3 2	
						57	A	Hofstra		0 3		104	H	UNCW		3 1							
						57	H	Hofstra		3 1		106	A	Col. of Charleston		3 2							
						72	N	Villanova		0 3		106	H	Col. of Charleston		1 3							
						73	A	Towson		0 3		119	A	Fairfield		1 3							
						73	H	Towson		3 2		161	N	Sacred Heart		3 1							
						73	N	Towson		3 0		172	N	Colgate		3 0							
						84	N	Tennessee		0 3		183	A	Elon		3 1							
						88	A	Delaware		2 3		183	H	Elon		3 1							
						88	H	Delaware		3 1		201	A	Cornell		3 0							
						88	N	Delaware		3 0		225	N	Marist		3 1							
						94	A	Northeastern		1 3		230	A	William & Mary		3 1							
						94	H	Northeastern		3 1		230	H	William & Mary		3 0							
												231	A	George Washington		3 1							
												248	H	Georgia St.		3 1							
												256	H	Holy Cross		3 0							
												322	H	N.C. Central		3 0							
						LAST 10 GAMES																	
						88	N	Delaware		3 0		106	A	Col. of Charleston		3 2							
						73	N	Towson		3 0		230	A	William & Mary		3 1							
						73	H	Towson		3 2		57	H	Hofstra		3 1							
						88	H	Delaware		3 1		183	H	Elon		3 1							
						104	A	UNCW		3 2		94	H	Northeastern		3 1							

Average RPI Win:		187	WON-LOST RECORD		WINNING PCT. RANK		LAST 10 GAMES		STRENGTH OF SCHEDULE		OPP. STRENGTH OF SCHEDULE		TEAM RPI		ADJ RPI		CONF. RPI		ADJ CONF. RPI					
DIV. I ONLY			25- 5		.83333		15		9- 1		170		130		51		.58846		51		15		15	
DIV. I NON-CONF.			8- 4		.66667		86		0- 0		129		77		85		.55952		85		15		15	
TOTALS		RPI 1-25		RPI 26-50		W-L RECORDS		RPI 51-100		RPI 101-150		RPI 150+												
25- 5		0- 2		2- 1		OVERALL		1- 1		6- 1		16- 0												
11- 1		0- 0		0- 0		HOME		0- 1		4- 0		7- 0												
10- 2		0- 1		1- 1		AWAY		0- 0		2- 0		7- 0												
4- 2		0- 1		1- 0		NEUTRAL		1- 0		0- 1		2- 0												
8- 4		0- 2		1- 0		NON-CONFERENCE		1- 1		1- 1		5- 0												
2- 1		0- 0		0- 0		HOME		0- 1		1- 0		1- 0												
2- 1		0- 1		0- 0		AWAY		0- 0		0- 0		2- 0												
4- 2		0- 1		1- 0		NEUTRAL		1- 0		0- 1		2- 0												
17- 1		0- 0		1- 1		CONFERENCE		0- 0		5- 0		11- 0												
9- 0		0- 0		0- 0		HOME		0- 0		3- 0		6- 0												
8- 1		0- 0		1- 1		AWAY		0- 0		2- 0		5- 0												
0- 0		0- 0		0- 0		NEUTRAL		0- 0		0- 0		0- 0												
RPI	S	Opponent		Score		RPI	S	Opponent		Score		RPI	S	Opponent		Score								
6	N	Washington		0	3	40	A	Miami (OH)		0	3	70	H	Iowa		0	3							
23	A	Hawaii		0	3	40	A	Miami (OH)		3	0	84	N	Tennessee		3	0							
						50	N	James Madison		3	0													
								LAST 10 GAMES																
						40	A	Miami (OH)		3	0	251	H	Eastern Mich.		3	0							
						133	H	Ohio		3	0	40	A	Miami (OH)		0	3							
						210	A	Ball St.		3	2	189	A	Western Mich.		3	1							
						145	A	Toledo		3	0	198	A	Kent St.		3	2							
						218	H	Central Mich.		3	1	133	A	Ohio		3	2							
												133	H	Ohio		3	0							
												134	H	DePaul		3	1							
												145	A	Toledo		3	0							
												145	H	Toledo		3	2							
												162	H	Loyola Chicago		3	1							
												189	A	Western Mich.		3	1							
												189	H	Western Mich.		3	1							
												198	A	Kent St.		3	2							
												203	A	North Dakota St.		3	1							
												210	A	Ball St.		3	2							
												210	H	Ball St.		3	0							
												218	A	Central Mich.		3	0							
												218	H	Central Mich.		3	1							
												231	A	George Washington		3	1							
												251	A	Eastern Mich.		3	0							
												251	H	Eastern Mich.		3	0							
												266	N	Bradley		3	0							
												289	H	Akron		3	2							
												297	N	South Dakota St.		3	0							
												307	H	Buffalo		3	0							

Non-Div. I Games:

Northern Ill.

Average RPI Win: 179		WON-LOST RECORD		WINNING PCT. RANK		LAST 10 GAMES		STRENGTH OF SCHEDULE		OPP. STRENGTH OF SCHEDULE		TEAM RPI		ADJ RPI		CONF. RPI		ADJ CONF. RPI	
Average RPI Loss: 73																			
DIV. I ONLY		22- 7		.75862 37		10- 0		105		124		50		.58661 52		16		16	
DIV. I NON-CONF.		8- 5		.61538 118		1- 0		78		20		63		.57877 64		18		18	
TOTALS		RPI 1-25		RPI 26-50		W-L RECORDS		RPI 51-100		RPI 101-150		RPI 150+							
22- 7		0- 3		0- 0		OVERALL		4- 1		3- 2		15- 1							
11- 2		0- 0		0- 0		HOME		2- 1		0- 1		9- 0							
8- 4		0- 3		0- 0		AWAY		2- 0		1- 0		5- 1							
3- 1		0- 0		0- 0		NEUTRAL		0- 0		2- 1		1- 0							
8- 5		0- 3		0- 0		NON-CONFERENCE		2- 0		2- 1		4- 1							
4- 0		0- 0		0- 0		HOME		1- 0		0- 0		3- 0							
1- 4		0- 3		0- 0		AWAY		1- 0		0- 0		0- 1							
3- 1		0- 0		0- 0		NEUTRAL		0- 0		2- 1		1- 0							
14- 2		0- 0		0- 0		CONFERENCE		2- 1		1- 1		11- 0							
7- 2		0- 0		0- 0		HOME		1- 1		0- 1		6- 0							
7- 0		0- 0		0- 0		AWAY		1- 0		1- 0		5- 0							
0- 0		0- 0		0- 0		NEUTRAL		0- 0		0- 0		0- 0							
RPI S	Opponent	Score		RPI S	Opponent	Score		RPI S	Opponent	Score		RPI S	Opponent	Score					
4 A	Texas	1	3					58 A	FGCU	3	0	102 N	Miami (FL)	3	1				
14 A	Western Ky.	2	3					58 H	FGCU	0	3	114 A	Kennesaw St.	3	0				
19 A	Kentucky	0	3					58 H	FGCU	3	1	114 H	Kennesaw St.	2	3				
								89 A	Pepperdine	3	1	138 N	Rhode Island	3	0				
								91 H	Ole Miss	3	0	144 N	Army West Point	1	3				
												151 N	CSUN	3	1				
												155 A	Louisville	2	3				
												156 H	Northwestern	3	1				
												158 A	North Florida	3	0				
												158 H	North Florida	3	0				
												168 H	Virginia Tech	3	0				
												177 H	Belmont	3	1				
												222 A	USC Upstate	3	2				
												222 H	USC Upstate	3	0				
												222 H	USC Upstate	3	1				
												224 A	Jacksonville	3	0				
												224 H	Jacksonville	3	0				
												296 A	Stetson	3	1				
												296 H	Stetson	3	1				
												304 A	NJIT	3	0				
												304 H	NJIT	3	0				
				LAST 10 GAMES															
						58 H	FGCU	3	1			58 A	FGCU	3	0				
						222 H	USC Upstate	3	0			304 A	NJIT	3	0				
						158 H	North Florida	3	0			222 A	USC Upstate	3	2				
						224 H	Jacksonville	3	0			114 A	Kennesaw St.	3	0				
						296 A	Stetson	3	1			177 H	Belmont	3	1				

Non-Div. I Games:

Lipscomb

Non-Div. I Games:

Loss, Non-Conf, S Site, H Home, A Away, N Neutral Page 53

Average RPI Win:		161	WON-LOST RECORD		WINNING PCT. RANK		LAST 10 GAMES		STRENGTH OF SCHEDULE		OPP. STRENGTH OF SCHEDULE		TEAM RPI		ADJ RPI		CONF. RPI		ADJ CONF. RPI	
DIV. I ONLY			18- 9		.66667 77		7- 3		66		79		54		.58566 54		13		13	
DIV. I NON-CONF.			7- 4		.63636 109		0- 0		17		17		34		.63068 32		10		9	
TOTALS		RPI 1-25		RPI 26-50		W-L RECORDS		RPI 51-100		RPI 101-150		RPI 150+								
18- 9		1- 4		0- 1		OVERALL		4- 4		4- 0		9- 0								
5- 3		0- 1		0- 0		HOME		0- 2		1- 0		4- 0								
8- 4		0- 3		0- 0		AWAY		2- 1		2- 0		4- 0								
5- 2		1- 0		0- 1		NEUTRAL		2- 1		1- 0		1- 0								
7- 4		1- 2		0- 1		NON-CONFERENCE		3- 1		2- 0		1- 0								
0- 0		0- 0		0- 0		HOME		0- 0		0- 0		0- 0								
2- 2		0- 2		0- 0		AWAY		1- 0		1- 0		0- 0								
5- 2		1- 0		0- 1		NEUTRAL		2- 1		1- 0		1- 0								
11- 5		0- 2		0- 0		CONFERENCE		1- 3		2- 0		8- 0								
5- 3		0- 1		0- 0		HOME		0- 2		1- 0		4- 0								
6- 2		0- 1		0- 0		AWAY		1- 1		1- 0		4- 0								
0- 0		0- 0		0- 0		NEUTRAL		0- 0		0- 0		0- 0								
RPI	S	Opponent		Score		RPI	S	Opponent		Score		RPI	S	Opponent		Score				
7	A	BYU		0	3	29	N	Purdue		1	3	55	N	Arkansas St.		2	3			
11	A	Stanford		2	3							65	N	Rice		3	1			
14	N	Western Ky.		3	1							71	A	Long Beach St.		0	3			
23	A	Hawaii		0	3							71	H	Long Beach St.		1	3			
23	H	Hawaii		1	3							77	A	Saint Louis		3	1			
												85	N	Nevada		3	1			
												93	A	UC Santa Barbara		3	0			
												93	H	UC Santa Barbara		0	3			
							</													

Non-Div. I Games:

Cal Poly

Average RPI Win:		193	WON-LOST RECORD		WINNING PCT. RANK		LAST 10 GAMES		STRENGTH OF SCHEDULE		OPP. STRENGTH OF SCHEDULE		TEAM RPI		ADJ RPI		CONF. RPI		ADJ CONF. RPI	
Average RPI Loss:		50																		
DIV. I ONLY			25- 8		.75758 39		9- 1		119		136		55		.58385 55		22		22	
DIV. I NON-CONF.			8- 6		.57143 138		0- 0		59		33		68		.57605 69		19		19	
TOTALS		RPI 1-25		RPI 26-50		W-L RECORDS		RPI 51-100		RPI 101-150		RPI 150+								
25- 8		0- 2		1- 3		OVERALL		5- 3		0- 0		19- 0								
9- 2		0- 0		0- 1		HOME		1- 1		0- 0		8- 0								
11- 3		0- 1		1- 0		AWAY		2- 2		0- 0		8- 0								
5- 3		0- 1		0- 2		NEUTRAL		2- 0		0- 0		3- 0								
8- 6		0- 2		0- 2		NON-CONFERENCE		4- 2		0- 0		4- 0								
2- 2		0- 0		0- 1		HOME		0- 1		0- 0		2- 0								
2- 2		0- 1		0- 0		AWAY		2- 1		0- 0		0- 0								
4- 2		0- 1		0- 1		NEUTRAL		2- 0		0- 0		2- 0								
17- 2		0- 0		1- 1		CONFERENCE		1- 1		0- 0		15- 0								
7- 0		0- 0		0- 0		HOME		1- 0		0- 0		6- 0								
9- 1		0- 0		1- 0		AWAY		0- 1		0- 0		8- 0								
1- 1		0- 0		0- 1		NEUTRAL		0- 0		0- 0		1- 0								
RPI	S	Opponent		Score		RPI	S	Opponent		Score		RPI	S	Opponent		Score				
14	N	Western Ky.		1	3	35	A	Coastal Caro.		3	2	164	A	UT Arlington		3	0			
20	A	TCU		2	3	35	N	Coastal Caro.		1	3	66	N	North Carolina St.		3	0			
						37	N	Cleveland St.		1	3	68	A	Indiana		3	1			
						44	H	Missouri St.		1	3	76	H	Tulsa		0	3			
												77	A	Saint Louis		3	1			
												82	A	Texas St.		1	3			
												82	H	Texas St.		3	0			
												91	A	Ole Miss		1	3			

Non-Div. I Games:

Arkansas St.

Average RPI Win: 127		WON-LOST	WINNING	LAST 10	STRENGTH OF		OPP. STRENGTH	TEAM	ADJ		CONF.	ADJ CONF.
Average RPI Loss: 23		RECORD	PCT. RANK	GAMES	SCHEDULE		OF SCHEDULE	RPI	RPI		RPI	RPI
DIV. I ONLY		17- 14	.54839	138	38		4	59	.58228		56	1
DIV. I NON-CONF.		7- 4	.63636	109	86		21	65	.57772		66	1
TOTALS		RPI 1-25	RPI 26-50		W-L RECORDS		RPI 51-100		RPI 101-150		RPI 150+	
17- 14		1- 9	2- 3		OVERALL		4- 2		2- 0		8- 0	
8- 5		1- 3	1- 2		HOME		2- 0		1- 0		3- 0	
5- 8		0- 5	1- 1		AWAY		1- 2		1- 0		2- 0	
4- 1		0- 1	0- 0		NEUTRAL		1- 0		0- 0		3- 0	
7- 4		0- 2	0- 1		NON-CONFERENCE		3- 1		0- 0		4- 0	
2- 1		0- 0	0- 1		HOME		1- 0		0- 0		1- 0	
1- 2		0- 1	0- 0		AWAY		1- 1		0- 0		0- 0	
4- 1		0- 1	0- 0		NEUTRAL		1- 0		0- 0		3- 0	
10- 10		1- 7	2- 2		CONFERENCE		1- 1		2- 0		4- 0	
6- 4		1- 3	1- 1		HOME		1- 0		1- 0		2- 0	
4- 6		0- 4	1- 1		AWAY		0- 1		1- 0		2- 0	
0- 0		0- 0	0- 0		NEUTRAL		0- 0		0- 0		0- 0	
RPI S	Opponent	Score	RPI S	Opponent	Score	RPI S	Opponent	Score	RPI S	Opponent	Score	
1 A	Wisconsin	1 3	26 A	Penn St.	1 3	59 H	Xavier	3 1	141 A	Maryland	3 2	
1 H	Wisconsin	0 3	29 A	Purdue	3 2	68 H	Indiana	3 0	141 H	Maryland	3 0	
2 H	Minnesota	0 3	29 H	Purdue	2 3	70 A	Iowa	2 3	152 H	Arkansas	3 0	
3 A	Nebraska	0 3	34 H	Ohio St.	3 1	77 A	Saint Louis	3 0	156 A	Northwestern	3 0	
3 H	Nebraska	0 3	44 H	Missouri St.	2 3	81 A	Colorado	2 3	156 H	Northwestern	3 0	
11 N	Stanford	2 3				96 N	Murray St.	3 0	166 N	St. Mary's (CA)	3 0	
13 A	Michigan	1 3							177 N	Belmont	3 0	
15 A	Michigan St.	0 3							212 A	Rutgers	3 0	
15 H	Michigan St.	3 0							212 H	Rutgers	3 0	
24 A	Oregon	0 3							265 N	Omaha	3 0	
LAST 10 GAMES												
	26 A Penn St.	1 3		1 H Wisconsin	0 3							
	212 A Rutgers	3 0		15 A Michigan St.	0 3							
	34 H Ohio St.	3 1		13 A Michigan	1 3							
	141 H Maryland	3 0		70 A Iowa	2 3							
	2 H Minnesota	0 3		3 A Nebraska	0 3							

Non-Div. I Games:

Illinois

Average RPI Win:	157	WON-LOST RECORD	WINNING PCT. RANK	LAST 10 GAMES	STRENGTH OF SCHEDULE	OPP. STRENGTH OF SCHEDULE	TEAM RPI	ADJ RPI	CONF. RPI	ADJ CONF. RPI		
Average RPI Loss:	80											
DIV. I ONLY		20- 10	.66667	77	5- 5	63	104	56	.57985	57	8	8
DIV. I NON-CONF.		10- 3	.76923	45	0- 0	119	109	60	.58293	60	12	12
<hr/>												
TOTALS	RPI 1-25	RPI 26-50		W-L RECORDS		RPI 51-100		RPI 101-150		RPI 150+		
20- 10	0- 0	1- 3		OVERALL		4- 4		5- 2		10- 1		
12- 0	0- 0	1- 0		HOME		4- 0		3- 0		4- 0		
4- 7	0- 0	0- 2		AWAY		0- 3		1- 2		3- 0		
4- 3	0- 0	0- 1		NEUTRAL		0- 1		1- 0		3- 1		
10- 3	0- 0	0- 2		NON-CONFERENCE		1- 0		3- 0		6- 1		
4- 0	0- 0	0- 0		HOME		1- 0		1- 0		2- 0		
2- 1	0- 0	0- 1		AWAY		0- 0		1- 0		1- 0		
4- 2	0- 0	0- 1		NEUTRAL		0- 0		1- 0		3- 1		
10- 7	0- 0	1- 1		CONFERENCE		3- 4		2- 2		4- 0		
8- 0	0- 0	1- 0		HOME		3- 0		2- 0		2- 0		
2- 6	0- 0	0- 1		AWAY		0- 3		0- 2		2- 0		
0- 1	0- 0	0- 0		NEUTRAL		0- 1		0- 0		0- 0		
RPI	S	Opponent	Score	RPI	S	Opponent	Score	RPI	S	Opponent	Score	
				26	N	Penn St.	1 3	73	A	Towson	0 3	
				33	A	UNLV	0 3	73	H	Towson	3 1	
				50	A	James Madison	1 3	73	N	Towson	0 3	
				50	H	James Madison	3 0	86	H	American	3 0	
								88	A	Delaware	1 3	
								88	H	Delaware	3 0	
								94	A	Northeastern	0 3	
								94	H	Northeastern	3 2	
								104	A	UNCW	1 3	
								104	H	UNCW	3 2	
								106	A	Col. of Charleston	1 3	
								106	H	Col. of Charleston	3 1	
								112	N	Sacramento St.	3 1	
								140	H	Seton Hall	3 2	
								144	A	Army West Point	3 1	
								151	N	CSUN	2 3	
								160	N	CSU Bakersfield	3 1	
								183	A	Elon	3 2	
								183	H	Elon	3 0	
								184	N	Valparaiso	3 2	
								223	A	Syracuse	3 0	
								230	A	William & Mary	3 0	
								230	H	William & Mary	3 1	
								232	H	Fort Wayne	3 2	
								250	H	Stony Brook	3 0	
								271	N	Siena	3 0	
<hr/>												
LAST 10 GAMES												
				73	N	Towson	0 3	104	H	UNCW	3 2	
				183	A	Elon	3 2	94	H	Northeastern	3 2	
				88	A	Delaware	1 3	50	A	James Madison	1 3	
				73	A	Towson	0 3	230	A	William & Mary	3 0	
				106	H	Col. of Charleston	3 1	94	A	Northeastern	0 3	

Non-Div. I Games:

Hofstra

Average RPI Win: 199		WON-LOST	WINNING	LAST 10	STRENGTH OF	OPP. STRENGTH	TEAM	ADJ	CONF.	ADJ CONF.							
Average RPI Loss: 77		RECORD	PCT. RANK	GAMES	SCHEDULE	OF SCHEDULE	RPI	RPI	RPI	RPI							
DIV. I ONLY		27- 6	.81818	21	7- 3	171	159	57	.57944	58	16	16					
DIV. I NON-CONF.		14- 2	.875	18	1- 0	154	144	50	.59669	53	18	18					
<hr/>																	
TOTALS		RPI 1-25		RPI 26-50		W-L RECORDS		RPI 51-100		RPI 101-150		RPI 150+					
27- 6		0- 1		0- 0		OVERALL		4- 3		5- 1		18- 1					
14- 1		0- 0		0- 0		HOME		2- 1		2- 0		10- 0					
8- 3		0- 0		0- 0		AWAY		1- 1		1- 1		6- 1					
5- 2		0- 1		0- 0		NEUTRAL		1- 1		2- 0		2- 0					
<hr/>																	
14- 2		0- 1		0- 0		NON-CONFERENCE		3- 1		3- 0		8- 0					
8- 0		0- 0		0- 0		HOME		2- 0		1- 0		5- 0					
3- 0		0- 0		0- 0		AWAY		0- 0		1- 0		2- 0					
3- 2		0- 1		0- 0		NEUTRAL		1- 1		1- 0		1- 0					
<hr/>																	
13- 4		0- 0		0- 0		CONFERENCE		1- 2		2- 1		10- 1					
6- 1		0- 0		0- 0		HOME		0- 1		1- 0		5- 0					
5- 3		0- 0		0- 0		AWAY		1- 1		0- 1		4- 1					
2- 0		0- 0		0- 0		NEUTRAL		0- 0		1- 0		1- 0					
<hr/>																	
RPI	S	Opponent		Score		RPI	S	Opponent		Score		RPI	S	Opponent		Score	
14	N	Western Ky.		1	3												
						52	A	Lipscomb		1	3	114	A	Kennesaw St.		1	3
						52	A	Lipscomb		3	0	114	H	Kennesaw St.		3	2
						52	H	Lipscomb		0	3	114	N	Kennesaw St.		3	2
						68	H	Indiana		3	2	123	N	UTRGV		3	0
						72	N	Villanova		0	3	133	A	Ohio		3	0
						88	H	Delaware		3	0	148	H	VCU		3	0
						90	N	Tulane		3	0	158	A	North Florida		2	3
												158	H	North Florida		3	0
												178	A	Fla. Atlantic		3	2
												198	H	South Ala.		3	1
												222	A	USC Upstate		3	2
												222	H	USC Upstate		3	0
												224	A	Jacksonville		3	0
												224	H	Jacksonville		3	0
												224	N	Jacksonville		3	1
												225	H	Marist		3	0
												234	H	FIU		3	1
												241	N	Abilene Christian		3	1
												279	A	Bethune-Cookman		3	0
												279	H	Bethune-Cookman		3	1
												296	A	Stetson		3	0
												296	H	Stetson		3	0
												304	A	NJIT		3	0
												304	H	NJIT		3	0
												324	H	New Orleans		3	0
<hr/>																	
LAST 10 GAMES																	
						52	A	Lipscomb		1	3	114	H	Kennesaw St.		3	2
						114	N	Kennesaw St.		3	2	52	H	Lipscomb		0	3
						224	N	Jacksonville		3	1	224	A	Jacksonville		3	0
						304	A	NJIT		3	0	158	A	North Florida		2	3
						222	A	USC Upstate		3	2	279	H	Bethune-Cookman		3	1

Non-Div. I Games:

FGCU

Average RPI Win: 150		WON-LOST RECORD		WINNING PCT. RANK		LAST 10 GAMES		STRENGTH OF SCHEDULE		OPP. STRENGTH OF SCHEDULE		TEAM RPI		ADJ RPI		CONF. RPI		ADJ CONF. RPI	
DIV. I ONLY		20- 13		.60606 108		8- 2		50		67		61		.57838 59		9		9	
DIV. I NON-CONF.		6- 7		.46154 192		0- 0		70		40		107		.54193 106		8		8	
TOTALS		RPI 1-25		RPI 26-50		W-L RECORDS		RPI 51-100		RPI 101-150		RPI 150+							
20- 13		0- 4		3- 4		OVERALL		2- 2		6- 1		9- 2							
7- 2		0- 1		1- 0		HOME		0- 1		3- 0		3- 0							
6- 8		0- 1		0- 4		AWAY		1- 1		2- 1		3- 1							
7- 3		0- 2		2- 0		NEUTRAL		1- 0		1- 0		3- 1							
6- 7		0- 1		1- 3		NON-CONFERENCE		1- 1		1- 0		3- 2							
0- 0		0- 0		0- 0		HOME		0- 0		0- 0		0- 0							
0- 5		0- 0		0- 3		AWAY		0- 1		0- 0		0- 1							
6- 2		0- 1		1- 0		NEUTRAL		1- 0		1- 0		3- 1							
14- 6		0- 3		2- 1		CONFERENCE		1- 1		5- 1		6- 0							
7- 2		0- 1		1- 0		HOME		0- 1		3- 0		3- 0							
6- 3		0- 1		0- 1		AWAY		1- 0		2- 1		3- 0							
1- 1		0- 1		1- 0		NEUTRAL		0- 0		0- 0		0- 0							
RPI	S	Opponent		Score		RPI	S	Opponent		Score		RPI	S	Opponent		Score			
5	N	Kansas		2	3	28	A	Dayton		1	3	56	A	Illinois		1	3		
17	A	Creighton		0	3	29	A	Purdue		0	3	72	A	Villanova		3	1		
17	H	Creighton		0	3	40	A	Miami (OH)		1	3	72	H	Villanova		1	3		
17	N	Creighton		0	3	41	A	Marquette		0	3	84	N	Tennessee		3	1		
						41	H	Marquette		3	1								
						41	N	Marquette		3	1								
						44	N	Missouri St.		3	2								
						LAST 10 GAMES													
						17	N	Creighton		0	3	72	A	Villanova		3	1		
						41	N	Marquette		3	1	17	A	Creighton		0	3		
						41	H	Marquette		3	1	249	A	Providence		3	1		
						134	H	DePaul		3	1	120	H	Butler		3	2		
						233	A	Georgetown		3	0	140	H	Seton Hall		3	1		

Non-Div. I Games:

Xavier

Average RPI Win:		218	WON-LOST RECORD		WINNING PCT. RANK		LAST 10 GAMES		STRENGTH OF SCHEDULE		OPP. STRENGTH OF SCHEDULE		TEAM RPI		ADJ RPI		CONF. RPI		ADJ CONF. RPI				
DIV. I ONLY			24- 7		.77419 32		10- 0		126		205		58		.57715 60		28		28				
DIV. I NON-CONF.			5- 7		.41667 212		0- 0		14		71		75		.56825 75		25		25				
TOTALS		RPI 1-25		RPI 26-50		W-L RECORDS		RPI 51-100		RPI 101-150		RPI 150+											
24- 7		0- 2		0- 2		OVERALL		1- 2		5- 1		18- 0											
11- 1		0- 0		0- 1		HOME		1- 0		2- 0		8- 0											
9- 4		0- 1		0- 1		AWAY		0- 1		1- 1		8- 0											
4- 2		0- 1		0- 0		NEUTRAL		0- 1		2- 0		2- 0											
5- 7		0- 2		0- 2		NON-CONFERENCE		1- 2		2- 1		2- 0											
3- 1		0- 0		0- 1		HOME		1- 0		1- 0		1- 0											
0- 4		0- 1		0- 1		AWAY		0- 1		0- 1		0- 0											
2- 2		0- 1		0- 0		NEUTRAL		0- 1		1- 0		1- 0											
19- 0		0- 0		0- 0		CONFERENCE		0- 0		3- 0		16- 0											
8- 0		0- 0		0- 0		HOME		0- 0		1- 0		7- 0											
9- 0		0- 0		0- 0		AWAY		0- 0		1- 0		8- 0											
2- 0		0- 0		0- 0		NEUTRAL		0- 0		1- 0		1- 0											
RPI	S	Opponent		Score		RPI	S	Opponent		Score		RPI	S	Opponent		Score							
1	A	Wisconsin		0	3	33	H	UNLV		1	3	65	A	Rice		1	3	123	A	UTRGV		2	3
16	N	San Diego		0	3	42	A	Baylor		1	3	82	H	Texas St.		3	2	123	H	UTRGV		3	1
												99	N	Yale		1	3	123	N	UTRGV		3	2
														135 A Sam Houston St.		3	0						
														135 H Sam Houston St.		3	2						
														135 N Sam Houston St.		3	1						
														164 H UT Arlington		3	1						
														169 H SFA		3	0						
														206 A Houston Baptist		3	1						
														206 H Houston Baptist		3	1						
														211 A Central Ark.		3	1						
														211 A Central Ark.		3	0						
														241 H Abilene Christian		3	0						
														246 A Incarnate Word		3	1						
														246 H Incarnate Word		3	0						
														247 A Northwestern St.		3	0						
														268 A Lamar University		3	1						
														268 H Lamar University		3	0						
														282 H McNeese		3	0						
														282 N McNeese		3	1						
														300 A Southeastern La.		3	0						
								LAST 10 GAMES						306 N Prairie View		3	0						
								135 N Sam Houston St.		3	1			316 H Nicholls St.		3	0						
								211 A Central Ark.		3	1			282 H McNeese		3	0						
								282 N McNeese		3	1			246 A Incarnate Word		3	1						
								206 A Houston Baptist		3	1			246 H Incarnate Word		3	0						
								268 A Lamar University		3	1			300 A Southeastern La.		3	0						

Average RPI Win:		172	WON-LOST RECORD		WINNING PCT. RANK		LAST 10 GAMES		STRENGTH OF SCHEDULE		OPP. STRENGTH OF SCHEDULE		TEAM RPI		ADJ RPI		CONF. RPI		ADJ CONF. RPI	
Average RPI Loss:		61																		
DIV. I ONLY			23- 10		.69697 66		6- 4		103		99		60		.57653 61		6		6	
DIV. I NON-CONF.			10- 3		.76923 45		0- 0		179		172		87		.55746 87		9		10	
TOTALS		RPI 1-25		RPI 26-50		W-L RECORDS		RPI 51-100		RPI 101-150		RPI 150+								
23- 10		0- 1		1- 5		OVERALL		3- 3		4- 0		15- 1								
13- 6		0- 1		0- 3		HOME		1- 1		2- 0		10- 1								
7- 4		0- 0		1- 2		AWAY		1- 2		2- 0		3- 0								
3- 0		0- 0		0- 0		NEUTRAL		1- 0		0- 0		2- 0								
10- 3		0- 1		0- 0		NON-CONFERENCE		1- 1		0- 0		9- 1								
8- 2		0- 1		0- 0		HOME		0- 0		0- 0		8- 1								
0- 1		0- 0		0- 0		AWAY		0- 1		0- 0		0- 0								
2- 0		0- 0		0- 0		NEUTRAL		1- 0		0- 0		1- 0								
13- 7		0- 0		1- 5		CONFERENCE		2- 2		4- 0		6- 0								
5- 4		0- 0		0- 3		HOME		1- 1		2- 0		2- 0								
7- 3		0- 0		1- 2		AWAY		1- 1		2- 0		3- 0								
1- 0		0- 0		0- 0		NEUTRAL		0- 0		0- 0		1- 0								
RPI	S	Opponent		Score		RPI	S	Opponent		Score		RPI	S	Opponent		Score				
22	H	Florida St.		0 3		30	A	SMU		0 3		69	A	Southern Ill.		2 3				
						30	H	SMU		0 3		76	A	Tulsa		3 0				
						38	A	Cincinnati		1 3		76	H	Tulsa		3 0				
						38	H	Cincinnati		2 3		90	A	Tulane		1 3				
						47	A	Temple		3 2		90	H	Tulane		0 3				
						47	H	Temple		2 3		92	N	Northern Ariz.		3 1				

Non-Div. I Games:

UCF

Average RPI Win: 148		WON-LOST	WINNING	LAST 10	STRENGTH OF		OPP. STRENGTH	TEAM	ADJ		CONF.	ADJ CONF.
Average RPI Loss: 56		RECORD	PCT. RANK	GAMES	SCHEDULE		OF SCHEDULE	RPI	RPI		RPI	RPI
DIV. I ONLY		19- 11	.63333	91	5- 5		67	62	63		.57582	62
DIV. I NON-CONF.		9- 3	.75	50	0- 0		75	97	45		.6077	46
TOTALS		RPI 1-25	RPI 26-50		W-L RECORDS		RPI 51-100		RPI 101-150		RPI 150+	
19- 11		0- 5	1- 0		OVERALL		7- 4		3- 2		8- 0	
8- 6		0- 3	0- 0		HOME		3- 2		1- 1		4- 0	
7- 5		0- 2	1- 0		AWAY		3- 2		1- 1		2- 0	
4- 0		0- 0	0- 0		NEUTRAL		1- 0		1- 0		2- 0	
9- 3		0- 1	1- 0		NON-CONFERENCE		2- 1		2- 1		4- 0	
4- 1		0- 1	0- 0		HOME		1- 0		1- 0		2- 0	
1- 2		0- 0	1- 0		AWAY		0- 1		0- 1		0- 0	
4- 0		0- 0	0- 0		NEUTRAL		1- 0		1- 0		2- 0	
10- 8		0- 4	0- 0		CONFERENCE		5- 3		1- 1		4- 0	
4- 5		0- 2	0- 0		HOME		2- 2		0- 1		2- 0	
6- 3		0- 2	0- 0		AWAY		3- 1		1- 0		2- 0	
0- 0		0- 0	0- 0		NEUTRAL		0- 0		0- 0		0- 0	
RPI S	Opponent	Score	RPI S	Opponent	Score	RPI S	Opponent	Score	RPI S	Opponent	Score	
7 A	BYU	2 3	28 A	Dayton	3 0	64 H	Duke	3 0	110 A	Denver	1 3	
7 H	BYU	2 3				69 N	Southern Ill.	3 0	126 A	Santa Clara	3 0	
12 H	UCLA	1 3				71 A	Long Beach St.	0 3	126 H	Santa Clara	1 3	
16 A	San Diego	1 3				80 A	Gonzaga	3 0	127 H	Illinois St.	3 1	
16 H	San Diego	2 3				80 H	Gonzaga	2 3	137 N	Utah St.	3 0	
						87 A	Pacific	2 3	166 A	St. Mary's (CA)	3 1	
						87 H	Pacific	2 3	166 H	St. Mary's (CA)	3 0	
						89 A	Pepperdine	3 0	202 H	Harvard	3 0	
						89 H	Pepperdine	3 1	214 N	Youngstown St.	3 0	
						97 A	Portland	3 0	259 N	Montana St.	3 0	
						97 H	Portland	3 0	262 A	San Francisco	3 0	
									262 H	San Francisco	3 0	
									275 H	Niagara	3 1	
LAST 10 GAMES												
	7 H	BYU	2 3		80 A	Gonzaga	3 0					
	89 H	Pepperdine	3 1		166 H	St. Mary's (CA)	3 0					
	126 H	Santa Clara	1 3		87 H	Pacific	2 3					
	262 H	San Francisco	3 0		7 A	BYU	2 3					
	97 A	Portland	3 0		16 A	San Diego	1 3					

Non-Div. I Games:

Loyola Marymount

Average RPI Win:		174	WON-LOST RECORD		WINNING PCT. RANK		LAST 10 GAMES		STRENGTH OF SCHEDULE		OPP. STRENGTH OF SCHEDULE		TEAM RPI		ADJ RPI		CONF. RPI		ADJ CONF. RPI				
Average RPI Loss:		89																					
DIV. I ONLY			20- 8		.71429 61		6- 4		124		102		65		.57565 63		14		14				
DIV. I NON-CONF.			9- 3		.75 50		0- 0		108		28		55		.5958 54		16		16				
TOTALS		RPI 1-25		RPI 26-50		W-L RECORDS		RPI 51-100		RPI 101-150		RPI 150+											
20- 8		1- 3		1- 0		OVERALL		2- 1		4- 3		12- 1											
9- 1		1- 1		0- 0		HOME		2- 0		2- 0		4- 0											
6- 4		0- 1		1- 0		AWAY		0- 1		1- 1		4- 1											
5- 3		0- 1		0- 0		NEUTRAL		0- 0		1- 2		4- 0											
9- 3		1- 1		1- 0		NON-CONFERENCE		1- 0		3- 2		3- 0											
3- 0		1- 0		0- 0		HOME		1- 0		1- 0		0- 0											
2- 1		0- 1		1- 0		AWAY		0- 0		1- 0		0- 0											
4- 2		0- 0		0- 0		NEUTRAL		0- 0		1- 2		3- 0											
11- 5		0- 2		0- 0		CONFERENCE		1- 1		1- 1		9- 1											
6- 1		0- 1		0- 0		HOME		1- 0		1- 0		4- 0											
4- 3		0- 0		0- 0		AWAY		0- 1		0- 1		4- 1											
1- 1		0- 1		0- 0		NEUTRAL		0- 0		0- 0		1- 0											
RPI	S	Opponent		Score		RPI	S	Opponent		Score		RPI	S	Opponent		Score							
4	A	Texas		0	3	30	A	SMU		3	1	65	A	Rice		0	3	102	N	Miami (FL)		2	3
14	H	Western Ky.		1	3							65	H	Rice		3	0	103	H	Southern Miss.		3	0
14	N	Western Ky.		1	3							82	H	Texas St.		3	1	105	A	Oklahoma		3	2
21	H	Wichita St.		3	2													111	A	Marshall		2	3
																		133	N	Ohio		3	1
																		144	N	Army West Point		0	3
																		150	H	Texas Tech		3	0
																		178	H	Fla. Atlantic		3	0
																		178	N	Fla. Atlantic		3	1
																		187	H	North Texas		3	2
																		209	N	Little Rock		3	0
																		213	A	UTEP		3	2
																		213	H	UTEP		3	2
																		234	H	FIU		3	2
																		257	A	Louisiana Tech		0	3
																		268	N	Lamar University		3	0
																		276	N	Montana		3	0
																		277	A	UAB		3	1
																		278	A	Middle Tenn.		3	1
																		283	A	Charlotte		3	1
						LAST 10 GAMES																	
						14	N	Western Ky.		1	3	178	H	Fla. Atlantic		3	0						
						178	N	Fla. Atlantic		3	1	257	A	Louisiana Tech		0	3						
						65	A	Rice		0	3	277	A	UAB		3	1						
						283	A	Charlotte		3	1	14	H	Western Ky.		1	3						
						234	H	FIU		3	2	65	H	Rice		3	0						

Non-Div. I Games:

UTSA

Average RPI Win: 169		WON-LOST RECORD		WINNING PCT. RANK		LAST 10 GAMES		STRENGTH OF SCHEDULE		OPP. STRENGTH OF SCHEDULE		TEAM RPI		ADJ RPI		CONF. RPI		ADJ CONF. RPI	
Average RPI Loss: 41																			
DIV. I ONLY		21- 9		.7 64		7- 3		118		72		64		.5756 64		10		10	
DIV. I NON-CONF.		6- 3		.66667 86		0- 0		112		58		77		.56755 77		6		6	
TOTALS		RPI 1-25		RPI 26-50		W-L RECORDS		RPI 51-100		RPI 101-150		RPI 150+							
21- 9		0- 4		2- 1		OVERALL		1- 4		2- 0		16- 0							
13- 4		0- 3		1- 1		HOME		1- 0		2- 0		9- 0							
7- 5		0- 1		1- 0		AWAY		0- 4		0- 0		6- 0							
1- 0		0- 0		0- 0		NEUTRAL		0- 0		0- 0		1- 0							
6- 3		0- 1		0- 0		NON-CONFERENCE		0- 2		1- 0		5- 0							
5- 1		0- 1		0- 0		HOME		0- 0		1- 0		4- 0							
0- 2		0- 0		0- 0		AWAY		0- 2		0- 0		0- 0							
1- 0		0- 0		0- 0		NEUTRAL		0- 0		0- 0		1- 0							
15- 6		0- 3		2- 1		CONFERENCE		1- 2		1- 0		11- 0							
8- 3		0- 2		1- 1		HOME		1- 0		1- 0		5- 0							
7- 3		0- 1		1- 0		AWAY		0- 2		0- 0		6- 0							
0- 0		0- 0		0- 0		NEUTRAL		0- 0		0- 0		0- 0							
RPI S	Opponent	Score		RPI S	Opponent	Score		RPI S	Opponent	Score		RPI S	Opponent	Score					
8 A	North Carolina	1	3	39 A	Pittsburgh	3	0	62 A	Loyola Marymount	0	3	102 H	Miami (FL)	3	2				
8 H	North Carolina	1	3	39 H	Pittsburgh	3	1	66 A	North Carolina St.	1	3	104 H	UNCW	3	2				
20 H	TCU	2	3	49 H	Georgia Tech	1	3	67 A	Notre Dame	1	3	153 H	LSU	3	0				
22 H	Florida St.	1	3					67 H	Notre Dame	3	1	155 A	Louisville	3	0				
								71 A	Long Beach St.	2	3	155 H	Louisville	3	0				
												157 H	UNCG	3	0				
												168 A	Virginia Tech	3	0				
												168 H	Virginia Tech	3	1				
												176 H	Campbell	3	0				
												202 N	Harvard	3	0				
												223 A	Syracuse	3	1				
												226 H	Clemson	3	0				
												234 A	Wake Forest	3	2				
												234 H	Wake Forest	3	1				
												236 A	Boston College	3	1				
												237 A	Virginia	3	2				
												237 H	Virginia	3	1				
												241 H	Eastern Ky.	3	2				

Average RPI Win:		175	WON-LOST RECORD		WINNING PCT. RANK		LAST 10 GAMES		STRENGTH OF SCHEDULE		OPP. STRENGTH OF SCHEDULE		TEAM RPI		ADJ RPI		CONF. RPI		ADJ CONF. RPI	
DIV. I ONLY			20- 12		.625 94		6- 4		45		126		62		.57432 65		14		14	
DIV. I NON-CONF.			8- 7		.53333 164		0- 0		49		55		74		.56868 74		16		16	
TOTALS		RPI 1-25		RPI 26-50		W-L RECORDS		RPI 51-100		RPI 101-150		RPI 150+								
20- 12		0- 4		0- 2		OVERALL		3- 2		6- 3		11- 1								
14- 4		0- 1		0- 1		HOME		3- 0		4- 2		7- 0								
4- 6		0- 3		0- 0		AWAY		0- 1		0- 1		4- 1								
2- 2		0- 0		0- 1		NEUTRAL		0- 1		2- 0		0- 0								
8- 7		0- 2		0- 2		NON-CONFERENCE		2- 1		3- 2		3- 0								
5- 3		0- 0		0- 1		HOME		2- 0		1- 2		2- 0								
1- 2		0- 2		0- 0		AWAY		0- 0		0- 0		1- 0								
2- 2		0- 0		0- 1		NEUTRAL		0- 1		2- 0		0- 0								
12- 5		0- 2		0- 0		CONFERENCE		1- 1		3- 1		8- 1								
9- 1		0- 1		0- 0		HOME		1- 0		3- 0		5- 0								
3- 4		0- 1		0- 0		AWAY		0- 1		0- 1		3- 1								
0- 0		0- 0		0- 0		NEUTRAL		0- 0		0- 0		0- 0								
RPI S	Opponent		Score		RPI S	Opponent		Score		RPI S	Opponent		Score		RPI S	Opponent		Score		
7 A	BYU		2	3	31 N	Utah		0	3	54 N	Cal Poly		1	3	103 A	Southern Miss.		2	3	
9 A	Missouri		1	3	48 H	Southern California		1	3	60 H	A&M-Corpus Christi		3	1	103 H	Southern Miss.		3	2	
14 A	Western Ky.		0	3						63 A	UTSA		0	3	111 H	Marshall		3	0	
14 H	Western Ky.		2	3						63 H	UTSA		3	0	111 H	Marshall		3	0	
										99 H	Yale		3	0	116 H	Oakland		3	0	
															125 N	Utah Valley		3	0	
															127 N	Illinois St.		3	2	
															135 H	Sam Houston St.		2	3	
															150 H	Texas Tech		2	3	
															178 A	Fla. Atlantic		2	3	
															187 H	North Texas		3	1	
															190 A	Tennessee St.		3	1	
															206 H	Houston Baptist		3	0	
															213 A	UTEP		3	1	
															213 H	UTEP		3	2	
															234 A	FIU		3	0	
															245 H	Houston		3	0	
															257 H	Louisiana Tech		3	0	
															277 H	UAB		3	0	
															278 A	Middle Tenn.		3	0	
															283 H	Charlotte		3	0	
				LAST 10 GAMES																
				14 H	Western Ky.		2	3	14 A	Western Ky.		0	3							
				103 H	Southern Miss.		3	2	283 H	Charlotte		3	0							
				111 H	Marshall		3	0	187 H	North Texas		3	1							
				63 H	UTSA		3	0	213 A	UTEP		3	1							
				103 A	Southern Miss.		2	3	63 A	UTSA		0	3							

Non-Div. I Games:

Rice

Average RPI Win:	162	WON-LOST	WINNING	LAST 10	STRENGTH OF	OPP. STRENGTH	TEAM	ADJ	CONF.	ADJ CONF.	
Average RPI Loss:	52	RECORD	PCT. RANK	GAMES	SCHEDULE	OF SCHEDULE	RPI	RPI	RPI	RPI	
DIV. I ONLY	20- 12	.625	94	7- 3	80	64	68	.57399	66	10	10
DIV. I NON-CONF.	7- 5	.58333	129	0- 0	63	67	70	.57713	67	6	6
<hr/>											
TOTALS	RPI 1-25	RPI 26-50		W-L RECORDS		RPI 51-100		RPI 101-150		RPI 150+	
20- 12	1- 4	2- 3		OVERALL		2- 3		2- 2		13- 0	
10- 5	0- 2	1- 1		HOME		2- 0		1- 2		6- 0	
6- 6	1- 2	0- 2		AWAY		0- 2		1- 0		4- 0	
4- 1	0- 0	1- 0		NEUTRAL		0- 1		0- 0		3- 0	
7- 5	0- 1	2- 0		NON-CONFERENCE		1- 2		0- 2		4- 0	
3- 2	0- 0	1- 0		HOME		1- 0		0- 2		1- 0	
0- 2	0- 1	0- 0		AWAY		0- 1		0- 0		0- 0	
4- 1	0- 0	1- 0		NEUTRAL		0- 1		0- 0		3- 0	
13- 7	1- 3	0- 3		CONFERENCE		1- 1		2- 0		9- 0	
7- 3	0- 2	0- 1		HOME		1- 0		1- 0		5- 0	
6- 4	1- 1	0- 2		AWAY		0- 1		1- 0		4- 0	
0- 0	0- 0	0- 0		NEUTRAL		0- 0		0- 0		0- 0	
RPI S	Opponent	Score	RPI S	Opponent	Score	RPI S	Opponent	Score	RPI S	Opponent	Score
8 A	North Carolina	0 3	30 H	SMU	3 2	55 N	Arkansas St.	0 3	102 A	Miami (FL)	3 1
8 H	North Carolina	2 3	32 N	Boise St.	3 1	64 H	Duke	3 1	102 H	Miami (FL)	3 1
20 A	TCU	0 3	39 A	Pittsburgh	2 3	67 A	Notre Dame	0 3	104 H	UNCW	1 3
22 A	Florida St.	3 2	49 A	Georgia Tech	0 3	88 H	Delaware	3 0	109 H	High Point	1 3
22 H	Florida St.	1 3	49 H	Georgia Tech	2 3	91 A	Ole Miss	2 3	155 A	Louisville	3 0
						164 N UT Arlington 3 1					
						168 A Virginia Tech 3 0					
						176 H Campbell 3 1					
						223 A Syracuse 3 0					
						223 H Syracuse 3 2					
						226 A Clemson 3 0					
						226 H Clemson 3 0					
						234 H Wake Forest 3 0					
						236 H Boston College 3 1					
						237 H Virginia 3 2					
						247 N Northwestern St. 3 0					
						282 N McNeese 3 0					
<hr/>											
LAST 10 GAMES											
64 H Duke 3 1						49 H Georgia Tech 2 3					
234 H Wake Forest 3 0						102 A Miami (FL) 3 1					
237 H Virginia 3 2						22 A Florida St. 3 2					
8 A North Carolina 0 3						168 A Virginia Tech 3 0					
226 H Clemson 3 0						39 A Pittsburgh 2 3					

Average RPI Win:	161	WON-LOST RECORD	WINNING PCT. RANK	LAST 10 GAMES	STRENGTH OF SCHEDULE	OPP. STRENGTH OF SCHEDULE	TEAM RPI	ADJ RPI	CONF. RPI	ADJ CONF. RPI		
DIV. I ONLY		22- 10	.6875	70	4- 6	116	82	66	.57213	67	10	10
DIV. I NON-CONF.		9- 3	.75	50	0- 0	40	82	32	.62737	33	6	6
<hr/>												
TOTALS	RPI 1-25	RPI 26-50		W-L RECORDS		RPI 51-100		RPI 101-150		RPI 150+		
22- 10	0- 3	2- 3		OVERALL		3- 1		4- 1		13- 2		
10- 6	0- 2	1- 2		HOME		2- 0		1- 1		6- 1		
8- 4	0- 1	1- 1		AWAY		0- 1		2- 0		5- 1		
4- 0	0- 0	0- 0		NEUTRAL		1- 0		1- 0		2- 0		
9- 3	0- 1	1- 2		NON-CONFERENCE		1- 0		3- 0		4- 0		
4- 2	0- 0	1- 2		HOME		0- 0		1- 0		2- 0		
1- 1	0- 1	0- 0		AWAY		0- 0		1- 0		0- 0		
4- 0	0- 0	0- 0		NEUTRAL		1- 0		1- 0		2- 0		
13- 7	0- 2	1- 1		CONFERENCE		2- 1		1- 1		9- 2		
6- 4	0- 2	0- 0		HOME		2- 0		0- 1		4- 1		
7- 3	0- 0	1- 1		AWAY		0- 1		1- 0		5- 1		
0- 0	0- 0	0- 0		NEUTRAL		0- 0		0- 0		0- 0		
RPI S	Opponent	Score	RPI S	Opponent	Score	RPI S	Opponent	Score	RPI S	Opponent	Score	
8 H	North Carolina	2 <div>3</div>	29 H	Purdue	1 <div>3</div>	64 A	Duke	1 <div>3</div>	102 A	Miami (FL)	3 0	
15 A	Michigan St.	0 <div>3</div>	35 H	Coastal Caro.	0 <div>3</div>	64 H	Duke	3 1	102 H	Miami (FL)	2 <div>3</div>	
22 H	Florida St.	1 <div>3</div>	37 H	Cleveland St.	3 0	66 H	North Carolina St.	3 0	134 N	DePaul	3 2	
			39 A	Pittsburgh	3 0	83 N	San Diego St.	3 0	138 A	Rhode Island	3 1	
			49 A	Georgia Tech	0 <div>3</div>				140 H	Seton Hall	3 0	
									155 A	Louisville	1 <div>3</div>	
									155 H	Louisville	3 0	
									159 H	Howard	3 2	
									168 A	Virginia Tech	3 0	
									189 H	Western Mich.	3 0	
									208 N	UMES	3 0	
									223 A	Syracuse	3 0	
									223 H	Syracuse	3 1	
									226 A	Clemson	3 0	
									234 A	Wake Forest	3 0	
									234 H	Wake Forest	3 1	
									236 A	Boston College	3 0	
									236 H	Boston College	3 0	
									237 H	Virginia	2 <div>3</div>	
									250 N	Stony Brook	3 0	
			LAST 10 GAMES									
			223 H	Syracuse	3 1	155 A	Louisville	1 <div>3</div>				
			236 H	Boston College	3 0	64 A	Duke	1 <div>3</div>				
			49 A	Georgia Tech	0 <div>3</div>	234 A	Wake Forest	3 0				
			226 A	Clemson	3 0	22 H	Florida St.	1 <div>3</div>				
			237 H	Virginia	2 <div>3</div>	102 H	Miami (FL)	2 <div>3</div>				

Non-Div. I Games:

Notre Dame

Average RPI Win:	152	WON-LOST RECORD	WINNING PCT. RANK	LAST 10 GAMES	STRENGTH OF SCHEDULE	OPP. STRENGTH OF SCHEDULE	TEAM RPI	ADJ RPI	CONF. RPI	ADJ CONF. RPI	
Average RPI Loss:	34	17- 16	.51515 168	3- 7	27	27	69	.5721 68	1	1	
DIV. I ONLY		11- 2	.84615 22	0- 0	72	164	33	.62679 34	1	1	
DIV. I NON-CONF.											
<hr/>											
TOTALS	RPI 1-25	RPI 26-50		W-L RECORDS		RPI 51-100		RPI 101-150		RPI 150+	
17- 16	1- 7	2- 4		OVERALL		1- 4		2- 1		11- 0	
9- 7	1- 4	2- 2		HOME		0- 1		2- 0		4- 0	
3- 9	0- 3	0- 2		AWAY		0- 3		0- 1		3- 0	
5- 0	0- 0	0- 0		NEUTRAL		1- 0		0- 0		4- 0	
<hr/>											
11- 2	0- 0	1- 0		NON-CONFERENCE		1- 2		2- 0		7- 0	
5- 1	0- 0	1- 0		HOME		0- 1		2- 0		2- 0	
1- 1	0- 0	0- 0		AWAY		0- 1		0- 0		1- 0	
5- 0	0- 0	0- 0		NEUTRAL		1- 0		0- 0		4- 0	
<hr/>											
6- 14	1- 7	1- 4		CONFERENCE		0- 2		0- 1		4- 0	
4- 6	1- 4	1- 2		HOME		0- 0		0- 0		2- 0	
2- 8	0- 3	0- 2		AWAY		0- 2		0- 1		2- 0	
0- 0	0- 0	0- 0		NEUTRAL		0- 0		0- 0		0- 0	
<hr/>											
RPI S	Opponent	Score	RPI S	Opponent	Score	RPI S	Opponent	Score	RPI S	Opponent	Score
1 H	Wisconsin	0 3	26 H	Penn St.	0 3	55 H	Arkansas St.	1 3	107 H	Northern Ky.	3 0
2 A	Minnesota	0 3	29 A	Purdue	0 3	56 A	Illinois	0 3	111 H	Marshall	3 1
2 H	Minnesota	0 3	29 H	Purdue	2 3	58 A	FGCU	2 3	141 A	Maryland	0 3
3 A	Nebraska	0 3	34 A	Ohio St.	2 3	70 A	Iowa	0 3	156 A	Northwestern	3 0
3 H	Nebraska	0 3	34 H	Ohio St.	3 1	78 N	Princeton	3 0	156 H	Northwestern	3 1
13 A	Michigan	0 3	37 H	Cleveland St.	3 0				165 N	Columbia	3 0
13 H	Michigan	3 1							176 N	Campbell	3 2
15 H	Michigan St.	0 3							186 H	IUPUI	3 0
									198 N	South Ala.	3 0
									212 A	Rutgers	3 0
									212 H	Rutgers	3 1
									225 N	Marist	3 0
									254 H	Evansville	3 0
									262 A	San Francisco	3 1
<hr/>											
LAST 10 GAMES											
34 A Ohio St.					2 3	13 A Michigan					0 3
141 A Maryland					0 3	34 H Ohio St.					3 1
212 A Rutgers					3 0	2 A Minnesota					0 3
29 H Purdue					2 3	13 H Michigan					3 1
3 H Nebraska					0 3	15 H Michigan St.					0 3

Non-Div. I Games:

Indiana

Average RPI Win:		175	WON-LOST	WINNING	LAST 10	STRENGTH OF		OPP. STRENGTH	TEAM	ADJ		CONF.	ADJ CONF.
Average RPI Loss:		66	RECORD	PCT. RANK	GAMES	SCHEDULE		OF SCHEDULE	RPI	RPI		RPI	RPI
DIV. I ONLY			21- 12	.63636	89	5- 5		77	109	71		.57048	69
DIV. I NON-CONF.			9- 5	.64286	104	0- 0		42	92	49		.59825	50
TOTALS		RPI 1-25	RPI 26-50		W-L RECORDS		RPI 51-100		RPI 101-150		RPI 150+		
21- 12	0- 4	3- 3		OVERALL		2- 2		2- 1		14- 2			
9- 4	0- 1	1- 1		HOME		2- 1		1- 0		5- 1			
8- 5	0- 2	1- 2		AWAY		0- 0		1- 0		6- 1			
4- 3	0- 1	1- 0		NEUTRAL		0- 1		0- 1		3- 0			
9- 5	0- 2	1- 1		NON-CONFERENCE		2- 2		0- 0		6- 0			
3- 1	0- 0	0- 0		HOME		2- 1		0- 0		1- 0			
2- 2	0- 1	0- 1		AWAY		0- 0		0- 0		2- 0			
4- 2	0- 1	1- 0		NEUTRAL		0- 1		0- 0		3- 0			
12- 7	0- 2	2- 2		CONFERENCE		0- 0		2- 1		8- 2			
6- 3	0- 1	1- 1		HOME		0- 0		1- 0		4- 1			
6- 3	0- 1	1- 1		AWAY		0- 0		1- 0		4- 1			
0- 1	0- 0	0- 0		NEUTRAL		0- 0		0- 1		0- 0			
RPI S	Opponent	Score	RPI S	Opponent	Score	RPI S	Opponent	Score	RPI S	Opponent	Score		
14 A	Western Ky.	1 3	28 A	Dayton	0 3	61 H	UCF	3 2	127 A	Illinois St.	3 2		
15 N	Michigan St.	0 3	38 N	Cincinnati	3 2	62 N	Loyola Marymount	0 3	127 H	Illinois St.	3 1		
21 A	Wichita St.	0 3	44 A	Missouri St.	3 2	92 H	Northern Ariz.	1 3	127 N	Illinois St.	0 3		
21 H	Wichita St.	0 3	44 H	Missouri St.	2 3	96 H	Murray St.	3 0	162 A	Loyola Chicago	1 3		
			45 A	UNI	1 3				162 H	Loyola Chicago	1 3		
			45 H	UNI	3 2				175 N	Duquesne	3 0		
									185 A	Drake	3 1		
									185 H	Drake	3 1		
									186 A	IUPUI	3 1		
									189 H	Western Mich.	3 0		
									214 N	Youngstown St.	3 1		
									218 N	Central Mich.	3 0		
									229 A	Indiana St.	3 1		
									229 H	Indiana St.	3 0		
									254 A	Evansville	3 2		
									254 H	Evansville	3 0		
									266 A	Bradley	3 0		
									266 H	Bradley	3 0		
									293 A	Southeast Mo. St.	3 0		
			LAST 10 GAMES										
			127 N	Illinois St.	0 3	127 A	Illinois St.	3 2					
			44 H	Missouri St.	2 3	266 H	Bradley	3 0					
			21 H	Wichita St.	0 3	162 H	Loyola Chicago	1 3					
			254 A	Evansville	3 2	45 A	UNI	1 3					
			229 A	Indiana St.	3 1	185 A	Drake	3 1					

Non-Div. I Games:

Southern Ill.

Average RPI Win:	153	WON-LOST RECORD	WINNING PCT. RANK	LAST 10 GAMES	STRENGTH OF SCHEDULE	OPP. STRENGTH OF SCHEDULE	TEAM RPI	ADJ RPI	CONF. RPI	ADJ CONF. RPI		
DIV. I ONLY		19- 13	.59375	111	4- 6	83	17	67	.56937	70	1	1
DIV. I NON-CONF.		10- 2	.83333	26	0- 0	178	104	64	.57845	65	1	1
<hr/>												
TOTALS	RPI 1-25	RPI 26-50		W-L RECORDS		RPI 51-100		RPI 101-150		RPI 150+		
19- 13	0- 8	1- 4		OVERALL		4- 0		5- 1		9- 0		
11- 5	0- 4	1- 0		HOME		3- 0		3- 1		4- 0		
4- 8	0- 4	0- 4		AWAY		1- 0		1- 0		2- 0		
4- 0	0- 0	0- 0		NEUTRAL		0- 0		1- 0		3- 0		
10- 2	0- 0	0- 1		NON-CONFERENCE		2- 0		3- 1		5- 0		
5- 1	0- 0	0- 0		HOME		1- 0		2- 1		2- 0		
1- 1	0- 0	0- 1		AWAY		1- 0		0- 0		0- 0		
4- 0	0- 0	0- 0		NEUTRAL		0- 0		1- 0		3- 0		
9- 11	0- 8	1- 3		CONFERENCE		2- 0		2- 0		4- 0		
6- 4	0- 4	1- 0		HOME		2- 0		1- 0		2- 0		
3- 7	0- 4	0- 3		AWAY		0- 0		1- 0		2- 0		
0- 0	0- 0	0- 0		NEUTRAL		0- 0		0- 0		0- 0		
<hr/>												
RPI S	Opponent	Score	RPI S	Opponent	Score	RPI S	Opponent	Score	RPI S	Opponent	Score	
1 A	Wisconsin	1 3	26 A	Penn St.	0 3	51 A	Northern Ill.	3 0	116 H	Oakland	3 0	
1 H	Wisconsin	0 3	27 A	Iowa St.	0 3	56 H	Illinois	3 2	120 H	Butler	0 3	
2 H	Minnesota	2 3	29 A	Purdue	1 3	68 H	Indiana	3 0	121 H	Arizona St.	3 0	
3 A	Nebraska	0 3	29 H	Purdue	3 2	95 H	South Dakota	3 0	134 N	DePaul	3 0	
3 H	Nebraska	0 3	34 A	Ohio St.	0 3				141 A	Maryland	3 0	
13 A	Michigan	1 3							141 H	Maryland	3 0	
15 A	Michigan St.	0 3							156 A	Northwestern	3 0	
15 H	Michigan St.	1 3							156 H	Northwestern	3 1	
									162 N	Loyola Chicago	3 1	
									203 N	North Dakota St.	3 0	
									212 A	Rutgers	3 0	
									212 H	Rutgers	3 1	
									268 H	Lamar University	3 0	
									276 N	Montana	3 0	
									318 H	Western Ill.	3 1	
<hr/>												
LAST 10 GAMES												
15 H Michigan St.						1 3	3 A Nebraska		0 3			
1 A Wisconsin						1 3	26 A Penn St.		0 3			
3 H Nebraska						0 3	212 A Rutgers		3 0			
212 H Rutgers						3 1	56 H Illinois		3 2			
29 A Purdue						1 3	156 H Northwestern		3 1			

Non-Div. I Games:

Iowa

Average RPI Win:		145	WON-LOST RECORD		WINNING PCT. RANK		LAST 10 GAMES		STRENGTH OF SCHEDULE		OPP. STRENGTH OF SCHEDULE		TEAM RPI		ADJ RPI		CONF. RPI		ADJ CONF. RPI				
Average RPI Loss:		86																					
DIV. I ONLY			21- 10		.67742 73		8- 2		120		75		70		.56921 71		13		13				
DIV. I NON-CONF.			8- 7		.53333 164		2- 0		95		22		99		.54548 99		10		9				
TOTALS		RPI 1-25		RPI 26-50		W-L RECORDS		RPI 51-100		RPI 101-150		RPI 150+											
21- 10		1- 3		0- 1		OVERALL		7- 2		4- 2		9- 2											
13- 4		1- 1		0- 1		HOME		5- 0		2- 1		5- 1											
6- 5		0- 2		0- 0		AWAY		2- 1		1- 1		3- 1											
2- 1		0- 0		0- 0		NEUTRAL		0- 1		1- 0		1- 0											
8- 7		0- 2		0- 1		NON-CONFERENCE		3- 2		2- 2		3- 0											
6- 3		0- 1		0- 1		HOME		3- 0		1- 1		2- 0											
0- 3		0- 1		0- 0		AWAY		0- 1		0- 1		0- 0											
2- 1		0- 0		0- 0		NEUTRAL		0- 1		1- 0		1- 0											
13- 3		1- 1		0- 0		CONFERENCE		4- 0		2- 0		6- 2											
7- 1		1- 0		0- 0		HOME		2- 0		1- 0		3- 1											
6- 2		0- 1		0- 0		AWAY		2- 0		1- 0		3- 1											
0- 0		0- 0		0- 0		NEUTRAL		0- 0		0- 0		0- 0											
RPI	S	Opponent		Score		RPI	S	Opponent		Score		RPI	S	Opponent		Score		RPI	S	Opponent		Score	
12	H	UCLA		1	3	43	H	Washington St.		0	3	54	A	Cal Poly		3	1	110	H	Denver		3	1
16	A	San Diego		1	3							54	H	Cal Poly		3	0	121	H	Arizona St.		2	3
23	A	Hawaii		0	3							62	H	Loyola Marymount		3	0	143	A	UC Davis		3	0
23	H	Hawaii		3	2							64	H	Duke		3	2	143	H	UC Davis		3	0
												81	N	Colorado		0	3	146	A	Portland St.		1	3
												83	A	San Diego St.		0	3	150	N	Texas Tech		3	0
												89	H	Pepperdine		3	2	151	A	CSUN		3	0
												93	A	UC Santa Barbara		3	2	151	H	CSUN		3	0
												93	H	UC Santa Barbara		3	0	167	A	UC Irvine		2	3
																		167	H	UC Irvine		2	3
																		179	H	California		3	1
																		187	H	North Texas		3	1
																		192	N	San Jose St.		3	2
																		267	A	UC Riverside		3	1
																		267	H	UC Riverside		3	0
																		288	A	Cal St. Fullerton		3	0
																		288	H	Cal St. Fullerton		3	0
LAST 10 GAMES																							
						110	H	Denver		3	1	23	A	Hawaii		0	3						
						187	H	North Texas		3	1	288	H	Cal St. Fullerton		3	0						
						267	H	UC Riverside		3	0	143	H	UC Davis		3	0						
						288	A	Cal St. Fullerton		3	0	167	H	UC Irvine		2	3						
						151	A	CSUN		3	0	54	A	Cal Poly		3	1						

Non-Div. I Games:

Long Beach St.

[illegible]

Non-Div. I Games:

Villanova

Average RPI Win: 158		WON-LOST RECORD		WINNING PCT. RANK		LAST 10 GAMES		STRENGTH OF SCHEDULE		OPP. STRENGTH OF SCHEDULE		TEAM RPI		ADJ RPI		CONF. RPI		ADJ CONF. RPI	
Average RPI Loss: 57		18- 13		.58065 122		6- 4		61		59		76		.56523 74		7		7	
DIV. I ONLY		7- 6		.53846 157		0- 0		100		48		106		.54088 108		7		7	
DIV. I NON-CONF.																			
TOTALS		RPI 1-25		RPI 26-50		W-L RECORDS		RPI 51-100		RPI 101-150		RPI 150+							
18- 13		0- 2		2- 6		OVERALL		1- 3		6- 2		9- 0							
11- 2		0- 0		2- 1		HOME		1- 1		4- 0		4- 0							
5- 7		0- 0		0- 4		AWAY		0- 2		2- 1		3- 0							
2- 4		0- 2		0- 1		NEUTRAL		0- 0		0- 1		2- 0							
7- 6		0- 2		0- 3		NON-CONFERENCE		0- 0		1- 1		6- 0							
4- 0		0- 0		0- 0		HOME		0- 0		1- 0		3- 0							
1- 2		0- 0		0- 2		AWAY		0- 0		0- 0		1- 0							
2- 4		0- 2		0- 1		NEUTRAL		0- 0		0- 1		2- 0							
11- 7		0- 0		2- 3		CONFERENCE		1- 3		5- 1		3- 0							
7- 2		0- 0		2- 1		HOME		1- 1		3- 0		1- 0							
4- 5		0- 0		0- 2		AWAY		0- 2		2- 1		2- 0							
0- 0		0- 0		0- 0		NEUTRAL		0- 0		0- 0		0- 0							
RPI S	Opponent	Score		RPI S	Opponent	Score		RPI S	Opponent	Score		RPI S	Opponent	Score					
7 N	BYU	0	3	29 A	Purdue	0	3	83 A	San Diego St.	2	3	122 N	Oregon St.	0	3				
19 N	Kentucky	0	3	32 H	Boise St.	0	3	83 H	San Diego St.	3	2	128 A	Fresno St.	2	3				
				33 A	UNLV	1	3	85 A	Nevada	0	3	128 H	Fresno St.	3	0				
				33 H	UNLV	3	0	85 H	Nevada	2	3	129 H	Samford	3	0				
				34 A	Ohio St.	0	3					132 A	New Mexico	3	0				
				43 N	Washington St.	1	3					132 H	New Mexico	3	1				
				46 A	Colorado St.	2	3					137 A	Utah St.	3	0				
				46 H	Colorado St.	3	1					137 H	Utah St.	3	1				
												151 H	CSUN	3	0				
												192 A	San Jose St.	3	0				
												192 H	San Jose St.	3	0				
												196 N	LIU Brooklyn	3	0				
												200 H	Eastern Wash.	3	0				
												203 H	North Dakota St.	3	0				
												204 A	Idaho	3	2				
												253 A	Air Force	3	0				
												290 N	Tennessee Tech	3	0				
				LAST 10 GAMES															
				46 A	Colorado St.	2	3	33 H	UNLV	3	0								
				32 H	Boise St.	0	3	132 H	New Mexico	3	1								
				253 A	Air Force	3	0	137 H	Utah St.	3	1								
				83 A	San Diego St.	2	3	46 H	Colorado St.	3	1								
				85 A	Nevada	0	3	192 A	San Jose St.	3	0								

Non-Div. I Games:

Wyoming

Average RPI Win:		186	WON-LOST RECORD		WINNING PCT. RANK		LAST 10 GAMES		STRENGTH OF SCHEDULE		OPP. STRENGTH OF SCHEDULE		TEAM RPI		ADJ RPI		CONF. RPI		ADJ CONF. RPI				
DIV. I ONLY			21- 9		.7 64		7- 3		132		127		74		.56516 75		11		12				
DIV. I NON-CONF.			8- 4		.66667 86		0- 0		217		159		131		.52177 133		13		13				
TOTALS		RPI 1-25		RPI 26-50				W-L RECORDS		RPI 51-100				RPI 101-150				RPI 150+					
21- 9		0- 1		1- 3				OVERALL		1- 0				5- 4				14- 1					
10- 1		0- 0		1- 0				HOME		0- 0				2- 1				7- 0					
6- 5		0- 1		0- 2				AWAY		0- 0				2- 2				4- 0					
5- 3		0- 0		0- 1				NEUTRAL		1- 0				1- 1				3- 1					
8- 4		0- 1		0- 1				NON-CONFERENCE		1- 0				1- 1				6- 1					
3- 0		0- 0		0- 0				HOME		0- 0				0- 0				3- 0					
1- 1		0- 1		0- 0				AWAY		0- 0				1- 0				0- 0					
4- 3		0- 0		0- 1				NEUTRAL		1- 0				0- 1				3- 1					
13- 5		0- 0		1- 2				CONFERENCE		0- 0				4- 3				8- 0					
7- 1		0- 0		1- 0				HOME		0- 0				2- 1				4- 0					
5- 4		0- 0		0- 2				AWAY		0- 0				1- 2				4- 0					
1- 0		0- 0		0- 0				NEUTRAL		0- 0				1- 0				0- 0					
RPI	S	Opponent		Score		RPI	S	Opponent		Score		RPI	S	Opponent		Score		RPI	S	Opponent		Score	
2	A	Minnesota		0	3	34	N	Ohio St.		2	3	98	N	North Dakota		3	0	101	A	SIUE		3	2
						37	A	Cleveland St.		2	3							107	A	Northern Ky.		2	3
						37	A	Cleveland St.		0	3							107	H	Northern Ky.		3	0
						37	H	Cleveland St.		3	2							107	N	Northern Ky.		3	0
																		116	A	Oakland		0	3
																		116	H	Oakland		2	3
																		145	N	Toledo		2	3
																		147	A	Milwaukee		3	2
																		147	H	Milwaukee		3	0
																		169	H	SFA		3	0
																		181	A	Ill.-Chicago		3	1
																		181	H	Ill.-Chicago		3	0
																		184	A	Valparaiso		3	2
																		184	H	Valparaiso		3	1
																		186	N	IUPUI		2	3
																		191	A	Wright St.		3	0
																		191	H	Wright St.		3	0
																		214	A	Youngstown St.		3	1
																		214	H	Youngstown St.		3	0
																		254	N	Evansville		3	0
																		282	N	McNeese		3	2
																		297	H	South Dakota St.		3	0
																		309	H	Eastern Ill.		3	0
																		318	N	Western Ill.		3	0
LAST 10 GAMES																							
						37	A	Cleveland St.		2	3	107	A	Northern Ky.		2	3	309	H	Eastern Ill.		3	0
						107	N	Northern Ky.		3	0	147	H	Milwaukee		3	0	318	N	Western Ill.		3	0
						191	A	Wright St.		3	0	181	H	Ill.-Chicago		3	0						
						37	H	Cleveland St.		3	2	214	H	Youngstown St.		3	0						
						184	A	Valparaiso		3	2	116	H	Oakland		2	3						

Non-Div. I Games:

Green Bay

Average RPI Win: 166		WON-LOST	WINNING	LAST 10	STRENGTH OF		OPP. STRENGTH	TEAM	ADJ		CONF.	ADJ CONF.	
Average RPI Loss: 83		RECORD	PCT. RANK	GAMES	SCHEDULE		OF SCHEDULE	RPI	RPI		RPI	RPI	
DIV. I ONLY		19- 13	.59375	111	6- 4		54	117	75	.56451	76	6	6
DIV. I NON-CONF.		11- 1	.91667	7	0- 0		80	235	29	.63426	30	9	10
TOTALS		RPI 1-25	RPI 26-50		W-L RECORDS		RPI 51-100		RPI 101-150		RPI 150+		
19- 13	0- 0	1- 5		OVERALL		4- 4		3- 2		11- 2			
9- 7	0- 0	0- 3		HOME		2- 2		1- 1		6- 1			
6- 6	0- 0	1- 2		AWAY		2- 2		1- 1		2- 1			
4- 0	0- 0	0- 0		NEUTRAL		0- 0		1- 0		3- 0			
11- 1	0- 0	0- 0		NON-CONFERENCE		3- 1		1- 0		7- 0			
5- 1	0- 0	0- 0		HOME		1- 1		0- 0		4- 0			
2- 0	0- 0	0- 0		AWAY		2- 0		0- 0		0- 0			
4- 0	0- 0	0- 0		NEUTRAL		0- 0		1- 0		3- 0			
8- 12	0- 0	1- 5		CONFERENCE		1- 3		2- 2		4- 2			
4- 6	0- 0	0- 3		HOME		1- 1		1- 1		2- 1			
4- 6	0- 0	1- 2		AWAY		0- 2		1- 1		2- 1			
0- 0	0- 0	0- 0		NEUTRAL		0- 0		0- 0		0- 0			
RPI S	Opponent	Score	RPI S	Opponent	Score	RPI S	Opponent	Score	RPI S	Opponent	Score		
			30 A	SMU	1 3	53 H	Alabama	3 2	113 A	South Fla.	1 3		
			30 H	SMU	0 3	55 A	Arkansas St.	3 0	113 H	South Fla.	3 2		
			38 A	Cincinnati	3 1	61 A	UCF	0 3	114 N	Kennesaw St.	3 1		
			38 H	Cincinnati	2 3	61 H	UCF	0 3	124 A	UConn	3 2		
			47 A	Temple	1 3	82 A	Texas St.	3 1	124 H	UConn	0 3		
			47 H	Temple	0 3	90 A	Tulane	2 3	169 N	SFA	3 1		
						90 H	Tulane	3 1	171 A	Memphis	1 3		
						95 H	South Dakota	0 3	171 H	Memphis	2 3		
									193 A	East Carolina	3 0		
									193 H	East Carolina	3 1		
									211 N	Central Ark.	3 1		
									221 H	Oral Roberts	3 1		
									245 A	Houston	3 2		
									245 H	Houston	3 0		
									246 H	Incarnate Word	3 1		
									247 H	Northwestern St.	3 1		
									257 H	Louisiana Tech	3 1		
									263 N	UT Martin	3 0		
LAST 10 GAMES													
			47 A	Temple	1 3	113 H	South Fla.	3 2					
			124 A	UConn	3 2	38 A	Cincinnati	3 1					
			171 H	Memphis	2 3	193 A	East Carolina	3 0					
			30 H	SMU	0 3	245 H	Houston	3 0					
			61 H	UCF	0 3	90 H	Tulane	3 1					

Non-Div. I Games:

Tulsa

Average RPI Win:		216	WON-LOST	WINNING	LAST 10	STRENGTH OF		OPP. STRENGTH	TEAM	ADJ	CONF.	ADJ CONF.
Average RPI Loss:		47	RECORD	PCT. RANK	GAMES	SCHEDULE		OF SCHEDULE	RPI	RPI	RPI	RPI
DIV. I ONLY			18- 14	.5625	131	8- 2		34	148	80	.56259	77
DIV. I NON-CONF.			5- 10	.33333	244	0- 0		43	63	129	.52514	125
TOTALS		RPI 1-25	RPI 26-50		W-L RECORDS		RPI 51-100		RPI 101-150		RPI 150+	
18- 14	0- 3		0- 6		OVERALL		0- 4		5- 1		13- 0	
9- 7	0- 1		0- 2		HOME		0- 4		2- 0		7- 0	
8- 4	0- 2		0- 1		AWAY		0- 0		3- 1		5- 0	
1- 3	0- 0		0- 3		NEUTRAL		0- 0		0- 0		1- 0	
5- 10	0- 3		0- 3		NON-CONFERENCE		0- 4		2- 0		3- 0	
1- 5	0- 1		0- 0		HOME		0- 4		0- 0		1- 0	
3- 2	0- 2		0- 0		AWAY		0- 0		2- 0		1- 0	
1- 3	0- 0		0- 3		NEUTRAL		0- 0		0- 0		1- 0	
13- 4	0- 0		0- 3		CONFERENCE		0- 0		3- 1		10- 0	
8- 2	0- 0		0- 2		HOME		0- 0		2- 0		6- 0	
5- 2	0- 0		0- 1		AWAY		0- 0		1- 1		4- 0	
0- 0	0- 0		0- 0		NEUTRAL		0- 0		0- 0		0- 0	
RPI S	Opponent	Score	RPI S	Opponent	Score	RPI S	Opponent	Score	RPI S	Opponent	Score	
13 A	Michigan	0 3	28 A	Dayton	0 3	54 H	Cal Poly	1 3	127 A	Illinois St.	3 0	
14 H	Western Ky.	0 3	28 H	Dayton	2 3	55 H	Arkansas St.	1 3	136 A	Austin Peay	3 2	
19 A	Kentucky	0 3	28 H	Dayton	0 3	56 H	Illinois	0 3	138 A	Rhode Island	1 3	
			40 N	Miami (OH)	2 3	96 H	Murray St.	2 3	138 H	Rhode Island	3 2	
			41 N	Marquette	0 3				148 A	VCU	3 1	
			45 N	UNI	0 3				148 H	VCU	3 0	
									175 A	Duquesne	3 2	
									175 H	Duquesne	3 1	
									231 H	George Washington	3 0	
									237 N	Virginia	3 2	
									239 A	Davidson	3 0	
									239 H	Davidson	3 1	
									239 H	Davidson	3 1	
									261 A	La Salle	3 0	
									261 H	La Salle	3 0	
									265 H	Omaha	3 0	
									273 H	George Mason	3 0	
									274 A	Fordham	3 1	
									318 A	Western Ill.	3 1	
			LAST 10 GAMES									
			28 H	Dayton	2 3	175 A	Duquesne	3 2				
			138 H	Rhode Island	3 2	261 A	La Salle	3 0				
			239 H	Davidson	3 1	28 A	Dayton	0 3				
			239 H	Davidson	3 1	261 H	La Salle	3 0				
			148 H	VCU	3 0	175 H	Duquesne	3 1				

Non-Div. I Games:

Saint Louis

Average RPI Win:	204	WON-LOST	WINNING	LAST 10	STRENGTH OF	OPP. STRENGTH	TEAM	ADJ	CONF.	ADJ CONF.	
Average RPI Loss:	95	RECORD	PCT. RANK	GAMES	SCHEDULE	OF SCHEDULE	RPI	RPI	RPI	RPI	
DIV. I ONLY	19- 4	.82609	20	9- 1	244	143	77	.56163	78	17	18
DIV. I NON-CONF.	6- 3	.66667	86	0- 0	288	52	159	.50036	159	21	21
<hr/>											
TOTALS	RPI 1-25	RPI 26-50		W-L RECORDS		RPI 51-100		RPI 101-150		RPI 150+	
19- 4	0- 0	0- 0		OVERALL		1- 3		1- 1		17- 0	
7- 0	0- 0	0- 0		HOME		1- 0		0- 0		6- 0	
9- 1	0- 0	0- 0		AWAY		0- 1		0- 0		9- 0	
3- 3	0- 0	0- 0		NEUTRAL		0- 2		1- 1		2- 0	
<hr/>											
6- 3	0- 0	0- 0		NON-CONFERENCE		0- 2		1- 1		5- 0	
0- 0	0- 0	0- 0		HOME		0- 0		0- 0		0- 0	
3- 0	0- 0	0- 0		AWAY		0- 0		0- 0		3- 0	
3- 3	0- 0	0- 0		NEUTRAL		0- 2		1- 1		2- 0	
<hr/>											
13- 1	0- 0	0- 0		CONFERENCE		1- 1		0- 0		12- 0	
7- 0	0- 0	0- 0		HOME		1- 0		0- 0		6- 0	
6- 1	0- 0	0- 0		AWAY		0- 1		0- 0		6- 0	
0- 0	0- 0	0- 0		NEUTRAL		0- 0		0- 0		0- 0	
<hr/>											
RPI	S	Opponent	Score	RPI	S	Opponent	Score	RPI	S	Opponent	Score
				68 N Indiana 0 3				140 N Seton Hall 3 1			
				73 N Towson 0 3				141 N Maryland 2 3			
				99 A Yale 2 3				165 A Columbia 3 0			
				99 H Yale 3 0				165 H Columbia 3 0			
								176 N Campbell 3 1			
								182 N Seattle U 3 1			
								201 A Cornell 3 0			
								201 H Cornell 3 2			
								202 A Harvard 3 2			
								202 H Harvard 3 0			
								212 A Rutgers 3 0			
								215 A Penn 3 2			
								215 H Penn 3 0			
								233 A Georgetown 3 2			
								243 A Dartmouth 3 0			
								243 H Dartmouth 3 0			
				260 A Brown 3 0							
				260 H Brown 3 0							
				262 A San Francisco 3 0							
<hr/>											
				LAST 10 GAMES							
165 H Columbia 3 0				243 A Dartmouth 3 0							
201 H Cornell 3 2				215 H Penn 3 0							
260 A Brown 3 0				99 H Yale 3 0							
99 A Yale 2 3				260 H Brown 3 0							
202 A Harvard 3 2				201 A Cornell 3 0							

Non-Div. I Games:

Princeton

Average RPI Win:		202	WON-LOST		WINNING	LAST 10		STRENGTH OF		OPP. STRENGTH	TEAM	ADJ		CONF.	ADJ CONF.
Average RPI Loss:		86	RECORD		PCT. RANK	GAMES		SCHEDULE		OF SCHEDULE	RPI	RPI		RPI	RPI
DIV. I ONLY			24-7		.77419	32		190		150	78	.56157		79	20
DIV. I NON-CONF.			11-5		.6875	84		135		120	89	.55578		90	14
TOTALS		RPI 1-25		RPI 26-50		W-L RECORDS		RPI 51-100		RPI 101-150		RPI 150+			
24-7		0-1		0-2		OVERALL		0-1		7-2		17-1			
8-4		0-1		0-1		HOME		0-0		3-1		5-1			
10-2		0-0		0-1		AWAY		0-0		2-1		8-0			
6-1		0-0		0-0		NEUTRAL		0-1		2-0		4-0			
11-5		0-1		0-2		NON-CONFERENCE		0-1		3-1		8-0			
2-2		0-1		0-1		HOME		0-0		1-0		1-0			
3-2		0-0		0-1		AWAY		0-0		0-1		3-0			
6-1		0-0		0-0		NEUTRAL		0-1		2-0		4-0			
13-2		0-0		0-0		CONFERENCE		0-0		4-1		9-1			
6-2		0-0		0-0		HOME		0-0		2-1		4-1			
7-0		0-0		0-0		AWAY		0-0		2-0		5-0			
0-0		0-0		0-0		NEUTRAL		0-0		0-0		0-0			
RPI S	Opponent	Score		RPI S	Opponent	Score		RPI S	Opponent	Score		RPI S	Opponent	Score	
25 H	Texas A&M	0	3	33 A	UNLV	0	3	93 N	UC Santa Barbara	2	3	112 H	Sacramento St.	3	2
				36 H	Arizona	1	3					123 A	UTRGV	3	2
												123 H	UTRGV	3	0
												123 H	UTRGV	1	3
												125 A	Utah Valley	3	2
												125 H	Utah Valley	3	2
												131 N	Albany (NY)	3	0
												132 A	New Mexico	1	3
												136 N	Austin Peay	3	1
												160 A	CSU Bakersfield	3	0
												160 H	CSU Bakersfield	1	3
												173 A	UMKC	3	0
												173 H	UMKC	3	2
												182 A	Seattle U	3	0
												182 H	Seattle U	3	2
												184 N	Valparaiso	3	0
												213 A	UTEP	3	2
												213 H	UTEP	3	0
												217 N	Binghamton	3	1
												238 N	Central Conn. St.	3	0
												260 A	Brown	3	0
												272 A	Troy	3	0
												294 A	Grand Canyon	3	0
												294 H	Grand Canyon	3	0
												295 N	Southern U.	3	0
												312 A	Chicago St.	3	2
												312 H	Chicago St.	3	0
LAST 10 GAMES				123 H	UTRGV	1	3	160 H	CSU Bakersfield	1	3				
				213 A	UTEP	3	2	294 H	Grand Canyon	3	0				
				173 A	UMKC	3	0	182 A	Seattle U	3	0				
				312 A	Chicago St.	3	2	125 A	Utah Valley	3	2				
				123 A	UTRGV	3	2	132 A	New Mexico	1	3				

Non-Div. I Games:

New Mexico St.

Average RPI Win:		152	WON-LOST RECORD		WINNING PCT. RANK		LAST 10 GAMES		STRENGTH OF SCHEDULE		OPP. STRENGTH OF SCHEDULE		TEAM RPI		ADJ RPI		CONF. RPI		ADJ CONF. RPI				
Average RPI Loss:		54	17- 11		.60714 106		6- 4		97		42		79		.5615 80		5		5				
DIV. I ONLY			7- 3		.7 71		0- 0		121		47		72		.57277 72		5		5				
DIV. I NON-CONF.																							
TOTALS		RPI 1-25		RPI 26-50		W-L RECORDS		RPI 51-100		RPI 101-150		RPI 150+											
17- 11		0- 6		1- 0		OVERALL		6- 3		4- 1		6- 1											
6- 3		0- 2		0- 0		HOME		3- 1		1- 0		2- 0											
6- 7		0- 3		1- 0		AWAY		3- 2		0- 1		2- 1											
5- 1		0- 1		0- 0		NEUTRAL		0- 0		3- 0		2- 0											
7- 3		0- 2		1- 0		NON-CONFERENCE		0- 1		3- 0		3- 0											
0- 0		0- 0		0- 0		HOME		0- 0		0- 0		0- 0											
2- 2		0- 1		1- 0		AWAY		0- 1		0- 0		1- 0											
5- 1		0- 1		0- 0		NEUTRAL		0- 0		3- 0		2- 0											
10- 8		0- 4		0- 0		CONFERENCE		6- 2		1- 1		3- 1											
6- 3		0- 2		0- 0		HOME		3- 1		1- 0		2- 0											
4- 5		0- 2		0- 0		AWAY		3- 1		0- 1		1- 1											
0- 0		0- 0		0- 0		NEUTRAL		0- 0		0- 0		0- 0											
RPI	S	Opponent		Score		RPI	S	Opponent		Score		RPI	S	Opponent		Score							
3	A	Nebraska		0	3	31	A	Utah		3	2	62	A	Loyola Marymount		3	2	120	N	Butler	3	2	
7	A	BYU		1	3							62	H	Loyola Marymount		0	3	126	A	Santa Clara	1	3	
7	H	BYU		0	3							85	A	Nevada		2	3	126	H	Santa Clara	3	0	
16	A	San Diego		0	3							87	A	Pacific		0	3	130	N	Idaho St.	3	1	
16	H	San Diego		0	3							87	H	Pacific		3	1	143	N	UC Davis	3	0	
17	N	Creighton		0	3							89	A	Pepperdine		3	1	166	A	St. Mary's (CA)	1	3	
												89	H	Pepperdine		3	2	166	H	St. Mary's (CA)	3	1	
												97	A	Portland		3	2	259	N	Montana St.	3	0	
												97	H	Portland		3	0	262	A	San Francisco	3	0	
																		262	H	San Francisco	3	0	
																		276	A	Montana	3	0	
																		292	N	Southern Utah	3	2	
						LAST 10 GAMES																	
																		97	A	Portland	3	2	
																		166	H	St. Mary's (CA)	3	1	
																		87	H	Pacific	3	1	
																		16	A	San Diego	0	3	
																		7	A	BYU	1	3	
																		89	H	Pepperdine	3	2	
																		62	H	Loyola Marymount	0	3	
																		126	A	Santa Clara	1	3	
																		262	A	San Francisco	3	0	
																		97	H	Portland	3	0	

Non-Div. I Games:

Gonzaga

Average RPI Win:	113	WON-LOST RECORD	WINNING PCT. RANK	LAST 10 GAMES	STRENGTH OF SCHEDULE	OPP. STRENGTH OF SCHEDULE	TEAM RPI	ADJ RPI	CONF. RPI	ADJ CONF. RPI					
DIV. I ONLY		14- 16	.46667	191	2- 8	46	26	89	.56035	81	3	3			
DIV. I NON-CONF.		8- 2	.8	38	0- 0	128	78	54	.59719	51	2	2			
<hr/>															
TOTALS	RPI 1-25	RPI 26-50		W-L RECORDS		RPI 51-100		RPI 101-150		RPI 150+					
14- 16	1- 8	5- 4		OVERALL		2- 0		2- 3		4- 1					
9- 6	1- 3	3- 3		HOME		1- 0		1- 0		3- 0					
2- 10	0- 5	2- 1		AWAY		0- 0		0- 3		0- 1					
3- 0	0- 0	0- 0		NEUTRAL		1- 0		1- 0		1- 0					
8- 2	0- 1	2- 0		NON-CONFERENCE		2- 0		1- 1		3- 0					
5- 0	0- 0	2- 0		HOME		1- 0		0- 0		2- 0					
0- 2	0- 1	0- 0		AWAY		0- 0		0- 1		0- 0					
3- 0	0- 0	0- 0		NEUTRAL		1- 0		1- 0		1- 0					
6- 14	1- 7	3- 4		CONFERENCE		0- 0		1- 2		1- 1					
4- 6	1- 3	1- 3		HOME		0- 0		1- 0		1- 0					
2- 8	0- 4	2- 1		AWAY		0- 0		0- 2		0- 1					
0- 0	0- 0	0- 0		NEUTRAL		0- 0		0- 0		0- 0					
RPI	S	Opponent	Score	RPI	S	Opponent	Score	RPI	S	Opponent	Score				
6	A	Washington	0 3	26	H	Penn St.	3 2	56	H	Illinois	3 2	121	A	Arizona St.	1 3
6	H	Washington	1 3	31	A	Utah	3 2	71	N	Long Beach St.	3 0	122	A	Oregon St.	2 3
11	A	Stanford	1 3	31	H	Utah	2 3					122	H	Oregon St.	3 1
11	H	Stanford	1 3	36	H	Arizona	3 2					146	A	Portland St.	2 3
12	A	UCLA	2 3	43	A	Washington St.	3 2					150	N	Texas Tech	3 2
12	H	UCLA	3 1	43	H	Washington St.	0 3					167	N	UC Irvine	3 0
16	A	San Diego	0 3	46	H	Colorado St.	3 1					179	A	California	1 3
24	A	Oregon	1 3	48	A	Southern California	0 3					179	H	California	3 0
24	H	Oregon	1 3	48	H	Southern California	1 3					312	H	Chicago St.	3 0
												324	H	New Orleans	3 0
<hr/>															
LAST 10 GAMES															
		31	A	Utah	3	2			24	A	Oregon	1	3		
		121	A	Arizona St.	1	3			179	H	California	3	0		
		43	H	Washington St.	0	3			11	H	Stanford	1	3		
		6	H	Washington	1	3			48	A	Southern California	0	3		
		122	A	Oregon St.	2	3			12	A	UCLA	2	3		

Non-Div. I Games:

Colorado

Average RPI Win: 199		WON-LOST RECORD		WINNING PCT. RANK		LAST 10 GAMES		STRENGTH OF SCHEDULE		OPP. STRENGTH OF SCHEDULE		TEAM RPI		ADJ RPI		CONF. RPI		ADJ CONF. RPI	
Average RPI Loss: 62																			
DIV. I ONLY		21- 12		.63636 89		7- 3		96		137		81		.55755 82		22		22	
DIV. I NON-CONF.		7- 8		.46667 189		0- 0		46		38		91		.5549 91		19		19	
TOTALS		RPI 1-25		RPI 26-50		W-L RECORDS		RPI 51-100		RPI 101-150		RPI 150+							
21- 12		0- 1		0- 5		OVERALL		2- 5		3- 0		16- 1							
9- 3		0- 0		0- 2		HOME		1- 1		2- 0		6- 0							
9- 4		0- 0		0- 0		AWAY		1- 3		0- 0		8- 1							
3- 5		0- 1		0- 3		NEUTRAL		0- 1		1- 0		2- 0							
7- 8		0- 1		0- 3		NON-CONFERENCE		1- 4		3- 0		3- 0							
3- 2		0- 0		0- 1		HOME		0- 1		2- 0		1- 0							
2- 2		0- 0		0- 0		AWAY		1- 2		0- 0		1- 0							
2- 4		0- 1		0- 2		NEUTRAL		0- 1		1- 0		1- 0							
14- 4		0- 0		0- 2		CONFERENCE		1- 1		0- 0		13- 1							
6- 1		0- 0		0- 1		HOME		1- 0		0- 0		5- 0							
7- 2		0- 0		0- 0		AWAY		0- 1		0- 0		7- 1							
1- 1		0- 0		0- 1		NEUTRAL		0- 0		0- 0		1- 0							
RPI S	Opponent	Score		RPI S	Opponent	Score		RPI S	Opponent	Score		RPI S	Opponent	Score					
21 N	Wichita St.	0	3	31 N	Utah	0	3	55 A	Arkansas St.	0	3	114 H	Kennesaw St.	3	0				
				34 N	Ohio St.	0	3	55 H	Arkansas St.	3	1	135 H	Sam Houston St.	3	1				
				35 H	Coastal Caro.	1	3	60 A	A&M-Corpus Christi	2	3	150 N	Texas Tech	3	0				
				35 N	Coastal Caro.	1	3	63 A	UTSA	1	3	160 N	CSU Bakersfield	3	1				
				42 H	Baylor	1	3	76 H	Tulsa	1	3	164 A	UT Arlington	3	1				
								85 N	Nevada	0	3	164 H	UT Arlington	3	1				
								97 A	Portland	3	0	169 H	SFA	3	1				
												187 A	North Texas	3	1				
												198 A	South Ala.	3	2				
												198 N	South Ala.	3	0				
												209 A	Little Rock	1	3				
												209 H	Little Rock	3	0				
												227 A	Ga. Southern	3	0				
												248 A	Georgia St.	3	2				
												272 A	Troy	3	0				
												285 A	UL Lafayette	3	0				
												285 H	UL Lafayette	3	2				
												286 A	La.-Monroe	3	0				
												286 H	La.-Monroe	3	1				
												298 H	Appalachian St.	3	2				
LAST 10 GAMES																			
				35 N	Coastal Caro.	1	3	209 A	Little Rock	1	3								
				198 N	South Ala.	3	0	286 H	La.-Monroe	3	1								
				285 A	UL Lafayette	3	0	285 H	UL Lafayette	3	2								
				286 A	La.-Monroe	3	0	164 H	UT Arlington	3	1								
				55 A	Arkansas St.	0	3	227 A	Ga. Southern	3	0								

Non-Div. I Games:

Texas St.

Average RPI Win:		150	WON-LOST RECORD		WINNING PCT. RANK		LAST 10 GAMES		STRENGTH OF SCHEDULE		OPP. STRENGTH OF SCHEDULE		TEAM RPI		ADJ RPI		CONF. RPI		ADJ CONF. RPI				
DIV. I ONLY		17- 15		.53125		155		4- 6		48		88		82		.55534		83		7		7	
DIV. I NON-CONF.		8- 6		.57143		138		0- 0		60		90		78		.56733		78		7		7	
TOTALS		RPI 1-25		RPI 26-50		W-L RECORDS		RPI 51-100		RPI 101-150		RPI 150+											
17- 15		0- 3		1- 4		OVERALL		6- 2		4- 4		6- 2											
11- 6		0- 2		1- 2		HOME		4- 0		2- 1		4- 1											
3- 8		0- 1		0- 2		AWAY		1- 1		1- 3		1- 1											
3- 1		0- 0		0- 0		NEUTRAL		1- 1		1- 0		1- 0											
8- 6		0- 3		0- 0		NON-CONFERENCE		3- 1		2- 1		3- 1											
4- 4		0- 2		0- 0		HOME		2- 0		0- 1		2- 1											
1- 1		0- 1		0- 0		AWAY		0- 0		1- 0		0- 0											
3- 1		0- 0		0- 0		NEUTRAL		1- 1		1- 0		1- 0											
9- 9		0- 0		1- 4		CONFERENCE		3- 1		2- 3		3- 1											
7- 2		0- 0		1- 2		HOME		2- 0		2- 0		2- 0											
2- 7		0- 0		0- 2		AWAY		1- 1		0- 3		1- 1											
0- 0		0- 0		0- 0		NEUTRAL		0- 0		0- 0		0- 0											
RPI	S	Opponent		Score		RPI	S	Opponent		Score		RPI	S	Opponent		Score							
15	H	Michigan St.		1	3	32	A	Boise St.		0	3	67	N	Notre Dame		0	3						
16	H	San Diego		0	3	32	H	Boise St.		1	3	71	H	Long Beach St.		3	0						
24	A	Oregon		0	3	33	H	UNLV		3	0	74	A	Wyoming		2	3						
						46	A	Colorado St.		0	3	74	H	Wyoming		3	2						
						46	H	Colorado St.		2	3	85	A	Nevada		3	2						
												85	H	Nevada		3	0						
												93	H	UC Santa Barbara		3	0						
												96	N	Murray St.		3	1						

Non-Div. I Games:

San Diego St.

Average RPI Win: 159		WON-LOST	WINNING	LAST 10	STRENGTH OF		OPP. STRENGTH	TEAM	ADJ	CONF.	ADJ CONF.
Average RPI Loss: 66		RECORD	PCT. RANK	GAMES	SCHEDULE		OF SCHEDULE	RPI	RPI	RPI	RPI
DIV. I ONLY		17- 14	.54839	138	4- 6		84	53	87	.55402	84
DIV. I NON-CONF.		10- 3	.76923	45	0- 0		142	124	67	.57646	68
TOTALS		RPI 1-25	RPI 26-50		W-L RECORDS		RPI 51-100		RPI 101-150		RPI 150+
17- 14		1- 6	2- 1		OVERALL		2- 3		2- 1		10- 3
9- 3		1- 2	1- 0		HOME		1- 0		1- 0		5- 1
5- 9		0- 4	0- 1		AWAY		1- 1		0- 1		4- 2
3- 2		0- 0	1- 0		NEUTRAL		0- 2		1- 0		1- 0
10- 3		0- 0	2- 1		NON-CONFERENCE		0- 2		1- 0		7- 0
3- 0		0- 0	1- 0		HOME		0- 0		0- 0		2- 0
4- 1		0- 0	0- 1		AWAY		0- 0		0- 0		4- 0
3- 2		0- 0	1- 0		NEUTRAL		0- 2		1- 0		1- 0
7- 11		1- 6	0- 0		CONFERENCE		2- 1		1- 1		3- 3
6- 3		1- 2	0- 0		HOME		1- 0		1- 0		3- 1
1- 8		0- 4	0- 0		AWAY		1- 1		0- 1		0- 2
0- 0		0- 0	0- 0		NEUTRAL		0- 0		0- 0		0- 0
RPI S	Opponent	Score	RPI S	Opponent	Score	RPI S	Opponent	Score	RPI S	Opponent	Score
9 A	Missouri	0 3	37 A	Cleveland St.	2 3	51 N	Northern Ill.	0 3	108 A	South Carolina	2 3
9 H	Missouri	1 3	38 H	Cincinnati	3 1	53 A	Alabama	3 0	115 H	Auburn	3 0
10 A	Florida	1 3	50 N	James Madison	3 0	59 N	Xavier	1 3	147 N	Milwaukee	3 1
19 A	Kentucky	0 3				91 A	Ole Miss	0 3	152 A	Arkansas	0 3
19 H	Kentucky	3 1				91 H	Ole Miss	3 0	152 H	Arkansas	3 1
25 A	Texas A&M	0 3							153 H	LSU	3 1
25 H	Texas A&M	1 3							163 A	Mississippi St.	0 3
									163 H	Mississippi St.	0 3
									188 H	Georgia	3 0
									189 A	Western Mich.	3 1
									198 A	Kent St.	3 1
									231 A	George Washington	3 0
									251 N	Eastern Mich.	3 1
									272 A	Troy	3 0
									278 H	Middle Tenn.	3 0
									286 H	La.-Monroe	3 0
LAST 10 GAMES											
9 A	Missouri	0 3	91 A	Ole Miss	0 3						
19 H	Kentucky	3 1	25 A	Texas A&M	0 3						
153 H	LSU	3 1	9 H	Missouri	1 3						
25 H	Texas A&M	1 3	115 H	Auburn	3 0						
152 A	Arkansas	0 3	53 A	Alabama	3 0						

Non-Div. I Games:

Tennessee

Average RPI Win: 162		WON-LOST RECORD		WINNING PCT. RANK		LAST 10 GAMES		STRENGTH OF SCHEDULE		OPP. STRENGTH OF SCHEDULE		TEAM RPI		ADJ RPI		CONF. RPI		ADJ CONF. RPI	
DIV. I ONLY		19- 11		.63333 91		5- 5		139		83		86		.55397 85		7 7			
DIV. I NON-CONF.		9- 3		.75 50		0- 0		227		101		103		.54231 104		7 7			
TOTALS		RPI 1-25		RPI 26-50		W-L RECORDS		RPI 51-100		RPI 101-150		RPI 150+							
19- 11		0- 1		2- 3		OVERALL		4- 3		4- 3		9- 1							
7- 5		0- 0		0- 2		HOME		2- 1		2- 2		3- 0							
8- 4		0- 0		2- 1		AWAY		1- 1		2- 1		3- 1							
4- 2		0- 1		0- 0		NEUTRAL		1- 1		0- 0		3- 0							
9- 3		0- 1		0- 0		NON-CONFERENCE		2- 1		2- 0		5- 1							
3- 0		0- 0		0- 0		HOME		1- 0		1- 0		1- 0							
2- 1		0- 0		0- 0		AWAY		0- 0		1- 0		1- 1							
4- 2		0- 1		0- 0		NEUTRAL		1- 1		0- 0		3- 0							
10- 8		0- 0		2- 3		CONFERENCE		2- 2		2- 3		4- 0							
4- 5		0- 0		0- 2		HOME		1- 1		1- 2		2- 0							
6- 3		0- 0		2- 1		AWAY		1- 1		1- 1		2- 0							
0- 0		0- 0		0- 0		NEUTRAL		0- 0		0- 0		0- 0							
RPI S	Opponent		Score		RPI S	Opponent		Score		RPI S	Opponent		Score		RPI S	Opponent		Score	
25 N	Texas A&M		0 3		32 A	Boise St.		3 1		54 N	Cal Poly		1 3		112 A	Sacramento St.		3 1	
					32 H	Boise St.		0 3		74 A	Wyoming		3 2		128 A	Fresno St.		3 0	
					33 A	UNLV		3 1		74 H	Wyoming		3 0		128 H	Fresno St.		3 2	
					46 A	Colorado St.		0 3		80 H	Gonzaga		3 2		132 H	New Mexico		0 3	
					46 H	Colorado St.		0 3		82 N	Texas St.		3 0		137 A	Utah St.		1 3	
										83 A	San Diego St.		0 3		137 H	Utah St.		2 3	
										83 H	San Diego St.		2 3		143 H	UC Davis		3 2	
															166 A	St. Mary's (CA)		3 1	
															187 A	North Texas		2 3	
															192 A	San Jose St.		3 0	
															192 H	San Jose St.		3 0	
															253 A	Air Force		3 1	
															253 H	Air Force		3 0	
															267 N	UC Riverside		3 0	
															278 N	Middle Tenn.		3 0	
															292 H	Southern Utah		3 1	
															294 N	Grand Canyon		3 0	
LAST 10 GAMES																			
83 H San Diego St.					2 3					192 A San Jose St.					3 0				
33 A UNLV					3 1					128 A Fresno St.					3 0				
132 H New Mexico					0 3					253 H Air Force					3 0				
46 H Colorado St.					0 3					32 H Boise St.					0 3				
74 H Wyoming					3 0					137 A Utah St.					1 3				

Non-Div. I Games:

Loss, Non-Conf, S Site, H Home, A Away, N Neutral Page 86

RPI	S	Opponent	Score	
328	A	Delaware St.	3	0
329	H	Coppin St.	3	0

American

A
m
e
r
i
c
a
n

A
m
e
r
i
c
a
n

Average RPI Win:		144	WON-LOST RECORD		WINNING PCT. RANK		LAST 10 GAMES		STRENGTH OF SCHEDULE		OPP. STRENGTH OF SCHEDULE		TEAM RPI		ADJ RPI		CONF. RPI		ADJ CONF. RPI					
DIV. I ONLY			15- 15		.5 171		4- 6		47		46		84		.55156 87		5 5		5 5					
DIV. I NON-CONF.			6- 6		.5 169		0- 0		45		39		80		.56375 80		5 5		5 5					
TOTALS		RPI 1-25		RPI 26-50		W-L RECORDS		RPI 51-100		RPI 101-150		RPI 150+												
15- 15		0- 7		0- 2		OVERALL		4- 5		6- 0		5- 1												
10- 5		0- 3		0- 0		HOME		3- 2		4- 0		3- 0												
4- 7		0- 3		0- 0		AWAY		1- 3		2- 0		1- 1												
1- 3		0- 1		0- 2		NEUTRAL		0- 0		0- 0		1- 0												
6- 6		0- 3		0- 2		NON-CONFERENCE		0- 1		4- 0		2- 0												
4- 2		0- 1		0- 0		HOME		0- 1		3- 0		1- 0												
1- 1		0- 1		0- 0		AWAY		0- 0		1- 0		0- 0												
1- 3		0- 1		0- 2		NEUTRAL		0- 0		0- 0		1- 0												
9- 9		0- 4		0- 0		CONFERENCE		4- 4		2- 0		3- 1												
6- 3		0- 2		0- 0		HOME		3- 1		1- 0		2- 0												
3- 6		0- 2		0- 0		AWAY		1- 3		1- 0		1- 1												
0- 0		0- 0		0- 0		NEUTRAL		0- 0		0- 0		0- 0												
RPI	S	Opponent		Score		RPI	S	Opponent		Score		RPI	S	Opponent		Score								
7	A	BYU		0	3	44	N	Missouri St.		0	3	62	A	Loyola Marymount		3	2	115	A	Auburn		3	0	
7	H	BYU		0	3	49	N	Georgia Tech		1	3	62	H	Loyola Marymount		3	2	122	H	Oregon St.		3	2	
11	H	Stanford		0	3							80	A	Gonzaga		1	3	126	A	Santa Clara		3	2	
12	N	UCLA		1	3							80	H	Gonzaga		3	0	126	H	Santa Clara		3	0	
16	A	San Diego		2	3							89	A	Pepperdine		2	3	142	H	Northern Colo.		3	2	
16	H	San Diego		0	3							89	H	Pepperdine		0	3	149	H	West Virginia		3	1	
23	A	Hawaii		0	3							95	H	South Dakota		1	3	166	A	St. Mary's (CA)		1	3	
												97	A	Portland		0	3	166	H	St. Mary's (CA)		3	0	
												97	H	Portland		3	1	179	H	California		3	0	
																		216	N	Furman		3	1	
																		262	A	San Francisco		3	0	
																		262	H	San Francisco		3	0	
LAST 10 GAMES																								
						262	A	San Francisco		3	0	7	H	BYU		0	3							
						97	A	Portland		0	3	89	A	Pepperdine		2	3							
						80	A	Gonzaga		1	3	62	A	Loyola Marymount		3	2							
						166	A	St. Mary's (CA)		1	3	262	H	San Francisco		3	0							
						16	H	San Diego		0	3	126	H	Santa Clara		3	0							

Non-Div. I Games:

Pacific

Average RPI Win:	154	WON-LOST RECORD	WINNING PCT. RANK	LAST 10 GAMES	STRENGTH OF SCHEDULE	OPP. STRENGTH OF SCHEDULE	TEAM RPI	ADJ RPI	CONF. RPI	ADJ CONF. RPI	
Average RPI Loss:	91										
DIV. I ONLY	16- 16	.5	171	8- 2	24	128	85	.55143	88	8	8
DIV. I NON-CONF.	6- 7	.46154	192	0- 0	79	190	126	.5241	128	12	12
<hr/>											
TOTALS	RPI 1-25	RPI 26-50		W-L RECORDS	RPI 51-100		RPI 101-150		RPI 150+		
16- 16	0- 1	1- 3		OVERALL	4- 5		4- 5		7- 2		
6- 6	0- 1	1- 0		HOME	2- 1		1- 2		2- 2		
5- 6	0- 0	0- 1		AWAY	1- 4		1- 1		3- 0		
5- 4	0- 0	0- 2		NEUTRAL	1- 0		2- 2		2- 0		
<hr/>											
6- 7	0- 1	0- 1		NON-CONFERENCE	0- 2		2- 2		4- 1		
2- 2	0- 1	0- 0		HOME	0- 0		1- 0		1- 1		
1- 2	0- 0	0- 0		AWAY	0- 2		0- 0		1- 0		
3- 3	0- 0	0- 1		NEUTRAL	0- 0		1- 2		2- 0		
<hr/>											
10- 9	0- 0	1- 2		CONFERENCE	4- 3		2- 3		3- 1		
4- 4	0- 0	1- 0		HOME	2- 1		0- 2		1- 1		
4- 4	0- 0	0- 1		AWAY	1- 2		1- 1		2- 0		
2- 1	0- 0	0- 1		NEUTRAL	1- 0		1- 0		0- 0		
<hr/>											
RPI S	Opponent	Score	RPI S	Opponent	Score	RPI S	Opponent	Score	RPI S	Opponent	Score
9 H	Missouri	0 3	30 N	SMU	0 3	57 A	Hofstra	0 3	102 H	Miami (FL)	3 2
			50 A	James Madison	1 3	57 H	Hofstra	3 1	104 A	UNCW	3 1
			50 H	James Madison	3 2	58 A	FGCU	0 3	104 H	UNCW	2 3
			50 N	James Madison	0 3	66 A	North Carolina St.	0 3	106 A	Col. of Charleston	0 3
						73 A	Towson	3 0	106 H	Col. of Charleston	2 3
						73 H	Towson	1 3	106 N	Col. of Charleston	3 2
						94 A	Northeastern	0 3	109 N	High Point	1 3
						94 H	Northeastern	3 2	139 N	New Hampshire	3 0
						94 N	Northeastern	3 0	148 N	VCU	1 3
									175 H	Duquesne	3 2
									180 A	Navy	3 0
									183 A	Elon	3 1
									183 H	Elon	2 3
									215 H	Penn	1 3
									230 A	William & Mary	3 2
									230 H	William & Mary	3 0
									324 N	New Orleans	3 1
									329 N	Coppin St.	3 0
<hr/>											
LAST 10 GAMES											
			50 N	James Madison	0 3	57 H	Hofstra	3 1			
			106 N	Col. of Charleston	3 2	94 H	Northeastern	3 2			
			94 N	Northeastern	3 0	183 A	Elon	3 1			
			230 A	William & Mary	3 2	73 A	Towson	3 0			
			50 A	James Madison	1 3	104 A	UNCW	3 1			

Non-Div. I Games:

Delaware

Average RPI Win:	142	WON-LOST	WINNING	LAST 10	STRENGTH OF	OPP. STRENGTH	TEAM	ADJ	CONF.	ADJ CONF.		
Average RPI Loss:	60	RECORD	PCT. RANK	GAMES	SCHEDULE	OF SCHEDULE	RPI	RPI	RPI	RPI		
DIV. I ONLY		13- 17	.43333	200		23	48	100	.55134	89	5	5
DIV. I NON-CONF.		6- 6	.5	169		19	37	57	.59144	56	5	5
<hr/>												
TOTALS	RPI 1-25	RPI 26-50		W-L RECORDS		RPI 51-100		RPI 101-150		RPI 150+		
13- 17	1- 6	1- 1		OVERALL		2- 8		3- 1		6- 1		
7- 6	1- 2	0- 0		HOME		1- 4		2- 0		3- 0		
2- 11	0- 4	0- 1		AWAY		1- 4		0- 1		1- 1		
4- 0	0- 0	1- 0		NEUTRAL		0- 0		1- 0		2- 0		
<hr/>												
6- 6	0- 3	1- 1		NON-CONFERENCE		0- 2		2- 0		3- 0		
2- 2	0- 1	0- 0		HOME		0- 1		1- 0		1- 0		
0- 4	0- 2	0- 1		AWAY		0- 1		0- 0		0- 0		
4- 0	0- 0	1- 0		NEUTRAL		0- 0		1- 0		2- 0		
<hr/>												
7- 11	1- 3	0- 0		CONFERENCE		2- 6		1- 1		3- 1		
5- 4	1- 1	0- 0		HOME		1- 3		1- 0		2- 0		
2- 7	0- 2	0- 0		AWAY		1- 3		0- 1		1- 1		
0- 0	0- 0	0- 0		NEUTRAL		0- 0		0- 0		0- 0		
<hr/>												
RPI S	Opponent	Score	RPI S	Opponent	Score	RPI S	Opponent	Score	RPI S	Opponent	Score	
7 A	BYU	0 3	30 N	SMU	3 1	52 H	Lipscomb	1 3	121 N	Arizona St.	3 0	
7 H	BYU	1 3	36 A	Arizona	0 3	62 A	Loyola Marymount	1 3	126 A	Santa Clara	1 3	
12 H	UCLA	1 3				62 H	Loyola Marymount	0 3	126 H	Santa Clara	3 1	
16 A	San Diego	1 3				71 A	Long Beach St.	2 3	138 H	Rhode Island	3 2	
16 H	San Diego	3 1				80 A	Gonzaga	2 3	151 H	CSUN	3 2	
23 A	Hawaii	1 3				80 H	Gonzaga	1 3	166 A	St. Mary's (CA)	1 3	
23 A	Hawaii	0 3				87 A	Pacific	3 0	166 H	St. Mary's (CA)	3 0	
						87 H	Pacific	3 2	194 N	Alabama St.	3 0	
						97 A	Portland	1 3	202 N	Harvard	3 2	
						97 H	Portland	2 3	262 A	San Francisco	3 0	
									262 H	San Francisco	3 1	
<hr/>												
LAST 10 GAMES												
16 H San Diego						3	1	97 A Portland	1	3		
62 A Loyola Marymount						1	3	87 H Pacific	3	2		
262 H San Francisco						3	1	166 H St. Mary's (CA)	3	0		
126 H Santa Clara						3	1	16 A San Diego	1	3		
80 A Gonzaga						2	3	7 A BYU	0	3		

Non-Div. I Games:

Pepperdine

Average RPI Win: 161		WON-LOST	WINNING	LAST 10	STRENGTH OF		OPP. STRENGTH	TEAM	ADJ	CONF.	ADJ CONF.			
Average RPI Loss: 104		RECORD	PCT. RANK	GAMES	SCHEDULE		OF SCHEDULE	RPI	RPI	RPI	RPI			
DIV. I ONLY		18- 14	.5625	131	70		118	88	.55005	90	6	6		
DIV. I NON-CONF.		8- 4	.66667	86	127		241	100	.54542	100	9	10		
<hr/>														
TOTALS		RPI 1-25		RPI 26-50		W-L RECORDS		RPI 51-100		RPI 101-150		RPI 150+		
18- 14		0- 0		1- 5		OVERALL		5- 2		3- 4		9- 3		
5- 8		0- 0		0- 3		HOME		2- 0		1- 3		2- 2		
8- 5		0- 0		1- 2		AWAY		1- 1		2- 1		4- 1		
5- 1		0- 0		0- 0		NEUTRAL		2- 1		0- 0		3- 0		
8- 4		0- 0		0- 0		NON-CONFERENCE		2- 1		1- 2		5- 1		
0- 3		0- 0		0- 0		HOME		0- 0		0- 2		0- 1		
3- 0		0- 0		0- 0		AWAY		0- 0		1- 0		2- 0		
5- 1		0- 0		0- 0		NEUTRAL		2- 1		0- 0		3- 0		
10- 10		0- 0		1- 5		CONFERENCE		3- 1		2- 2		4- 2		
5- 5		0- 0		0- 3		HOME		2- 0		1- 1		2- 1		
5- 5		0- 0		1- 2		AWAY		1- 1		1- 1		2- 1		
0- 0		0- 0		0- 0		NEUTRAL		0- 0		0- 0		0- 0		
RPI S	Opponent	Score		RPI S	Opponent	Score		RPI S	Opponent	Score				
				30 A	SMU	2 3		58 N	FGCU	0 3		103 A	Southern Miss.	3 2
				30 H	SMU	2 3		61 A	UCF	3 0		113 A	South Fla.	3 1
				38 A	Cincinnati	0 3		61 H	UCF	3 1		113 H	South Fla.	2 3
				38 H	Cincinnati	2 3		76 A	Tulsa	1 3		123 H	UTRGV	1 3
				47 A	Temple	3 2		76 H	Tulsa	3 2		124 A	UConn	1 3
				47 H	Temple	0 3		98 N	North Dakota	3 2		124 H	UConn	3 1
								100 N	ETSU	3 0		135 H	Sam Houston St.	1 3
												171 A	Memphis	2 3
												171 H	Memphis	3 0
												178 A	Fla. Atlantic	3 2
												193 A	East Carolina	3 1
												193 H	East Carolina	1 3
												226 A	Clemson	3 0
												241 N	Abilene Christian	3 0
												245 A	Houston	3 1
												245 H	Houston	3 0
												279 H	Bethune-Cookman	2 3
												282 N	McNeese	3 2
												325 N	Grambling	3 0

O
l
e
M
i
s
s

Ole Miss

Average RPI Win: 212		WON-LOST RECORD		WINNING PCT. RANK		LAST 10 GAMES		STRENGTH OF SCHEDULE		OPP. STRENGTH OF SCHEDULE		TEAM RPI		ADJ RPI		CONF. RPI		ADJ CONF. RPI	
DIV. I ONLY		24- 8		.75 40		6- 4		210		197		91		.54772 92		19		19	
DIV. I NON-CONF.		10- 3		.76923 45		0- 0		263		191		125		.52435 127		17		17	
TOTALS		RPI 1-25		RPI 26-50		W-L RECORDS		RPI 51-100		RPI 101-150		RPI 150+							
24- 8		0- 0		0- 1		OVERALL		1- 3		7- 2		16- 2							
9- 1		0- 0		0- 0		HOME		0- 1		3- 0		6- 0							
7- 6		0- 0		0- 1		AWAY		1- 1		2- 2		4- 2							
8- 1		0- 0		0- 0		NEUTRAL		0- 1		2- 0		6- 0							
10- 3		0- 0		0- 1		NON-CONFERENCE		1- 1		0- 0		9- 1							
2- 0		0- 0		0- 0		HOME		0- 0		0- 0		2- 0							
2- 2		0- 0		0- 1		AWAY		1- 0		0- 0		1- 1							
6- 1		0- 0		0- 0		NEUTRAL		0- 1		0- 0		6- 0							
14- 5		0- 0		0- 0		CONFERENCE		0- 2		7- 2		7- 1							
7- 1		0- 0		0- 0		HOME		0- 1		3- 0		4- 0							
5- 4		0- 0		0- 0		AWAY		0- 1		2- 2		3- 1							
2- 0		0- 0		0- 0		NEUTRAL		0- 0		2- 0		0- 0							
RPI	S	Opponent		Score	RPI	S	Opponent		Score	RPI	S	Opponent		Score	RPI	S	Opponent		Score
					47	A	Temple	1	3	61	N	UCF	1	3	112	A	Sacramento St.	0	3
										69	A	Southern Ill.	3	1	112	H	Sacramento St.	3	0
										98	A	North Dakota	0	3	112	N	Sacramento St.	3	1
										98	H	North Dakota	0	3	130	A	Idaho St.	2	3
															130	H	Idaho St.	3	1
															142	A	Northern Colo.	3	1
															146	A	Portland St.	3	2
															146	H	Portland St.	3	1
															146	N	Portland St.	3	0
															160	A	CSU Bakersfield	2	3
															167	N	UC Irvine	3	2
															189	N	Western Mich.	3	1
															200	A	Eastern Wash.	1	3
															204	A	Idaho	3	2
															219	A	Weber St.	3	0
															219	H	Weber St.	3	0
															259	H	Montana St.	3	0
															262	N	San Francisco	3	0
															263	A	UT Martin	3	1
															267	N	UC Riverside	3	2
															276	H	Montana	3	0
					LAST 10 GAMES										279	H	Bethune-Cookman	3	0
					98	A	North Dakota	0	3	130	A	Idaho St.	2	3	279	H	Bethune-Cookman	3	0
					112	N	Sacramento St.	3	1	219	A	Weber St.	3	0	292	A	Southern Utah	3	0
					146	N	Portland St.	3	0	146	A	Portland St.	3	2	292	H	Southern Utah	3	0
					292	H	Southern Utah	3	0	112	A	Sacramento St.	0	3	305	N	Alabama A&M	3	0
					98	H	North Dakota	0	3	276	H	Montana	3	0	311	N	Hampton	3	0

Non-Div. I Games:

Northern Ariz.

Average RPI Win:	161	WON-LOST RECORD	WINNING PCT. RANK	LAST 10 GAMES	STRENGTH OF SCHEDULE	OPP. STRENGTH OF SCHEDULE	TEAM RPI	ADJ RPI	CONF. RPI	ADJ CONF. RPI	
Average RPI Loss:	93										
DIV. I ONLY	17- 12	.58621	117	6- 4	112	89	96	.54682	93	13	13
DIV. I NON-CONF.	9- 4	.69231	74	0- 0	71	56	51	.59871	49	10	9
<hr/>											
TOTALS	RPI 1-25	RPI 26-50		W-L RECORDS	RPI 51-100		RPI 101-150		RPI 150+		
17- 12	0- 3	2- 2		OVERALL	2- 4		3- 0		10- 3		
6- 6	0- 1	2- 1		HOME	0- 2		1- 0		3- 2		
6- 6	0- 2	0- 1		AWAY	1- 2		1- 0		4- 1		
5- 0	0- 0	0- 0		NEUTRAL	1- 0		1- 0		3- 0		
<hr/>											
9- 4	0- 1	2- 2		NON-CONFERENCE	1- 1		1- 0		5- 0		
3- 1	0- 0	2- 1		HOME	0- 0		0- 0		1- 0		
1- 3	0- 1	0- 1		AWAY	0- 1		0- 0		1- 0		
5- 0	0- 0	0- 0		NEUTRAL	1- 0		1- 0		3- 0		
<hr/>											
8- 8	0- 2	0- 0		CONFERENCE	1- 3		2- 0		5- 3		
3- 5	0- 1	0- 0		HOME	0- 2		1- 0		2- 2		
5- 3	0- 1	0- 0		AWAY	1- 1		1- 0		3- 1		
0- 0	0- 0	0- 0		NEUTRAL	0- 0		0- 0		0- 0		
<hr/>											
RPI S	Opponent	Score	RPI S	Opponent	Score	RPI S	Opponent	Score	RPI S	Opponent	Score
16 A	San Diego	0 3	33 A	UNLV	0 3	54 A	Cal Poly	3 0	131 N	Albany (NY)	3 1
23 A	Hawaii	1 3	39 H	Pittsburgh	1 3	54 H	Cal Poly	0 3	143 A	UC Davis	3 2
23 H	Hawaii	0 3	42 H	Baylor	3 0	71 A	Long Beach St.	0 3	143 H	UC Davis	3 1
			46 H	Colorado St.	3 0	71 H	Long Beach St.	2 3	151 A	CSUN	3 1
						79 N	New Mexico St.	3 2	151 H	CSUN	3 1
						83 A	San Diego St.	0 3	160 H	CSU Bakersfield	3 0
									167 A	UC Irvine	3 0
									167 H	UC Irvine	0 3
									174 N	St. John's (NY)	3 1
									192 N	San Jose St.	3 0
									260 N	Brown	3 0
									262 A	San Francisco	3 0
									267 A	UC Riverside	1 3
									267 H	UC Riverside	2 3
									288 A	Cal St. Fullerton	3 1
									288 H	Cal St. Fullerton	3 1
<hr/>											
LAST 10 GAMES											
167 H UC Irvine						143 A UC Davis					
23 A Hawaii						54 A Cal Poly					
267 H UC Riverside						151 H CSUN					
288 H Cal St. Fullerton						71 H Long Beach St.					
167 A UC Irvine						288 A Cal St. Fullerton					

Non-Div. I Games:

UC Santa Barbara

Average RPI Win: 174		WON-LOST RECORD		WINNING PCT. RANK		LAST 10 GAMES		STRENGTH OF SCHEDULE		OPP. STRENGTH OF SCHEDULE		TEAM RPI		ADJ RPI		CONF. RPI		ADJ CONF. RPI	
DIV. I ONLY		20- 11		.64516 83		4- 6		150		119		95		.54677 94		8		8	
DIV. I NON-CONF.		10- 4		.71429 69		0- 0		255		200		146		.51354 146		12		12	
TOTALS		RPI 1-25		RPI 26-50		W-L RECORDS		RPI 51-100		RPI 101-150		RPI 150+							
20- 11		0- 0		1- 2		OVERALL		3- 4		4- 1		12- 4							
11- 0		0- 0		1- 0		HOME		3- 0		2- 0		5- 0							
7- 7		0- 0		0- 1		AWAY		0- 3		2- 1		5- 2							
2- 4		0- 0		0- 1		NEUTRAL		0- 1		0- 0		2- 2							
10- 4		0- 0		0- 1		NON-CONFERENCE		0- 0		1- 0		9- 3							
3- 0		0- 0		0- 0		HOME		0- 0		0- 0		3- 0							
5- 1		0- 0		0- 0		AWAY		0- 0		1- 0		4- 1							
2- 3		0- 0		0- 1		NEUTRAL		0- 0		0- 0		2- 2							
10- 7		0- 0		1- 1		CONFERENCE		3- 4		3- 1		3- 1							
8- 0		0- 0		1- 0		HOME		3- 0		2- 0		2- 0							
2- 6		0- 0		0- 1		AWAY		0- 3		1- 1		1- 1							
0- 1		0- 0		0- 0		NEUTRAL		0- 1		0- 0		0- 0							
RPI S	Opponent	Score		RPI S	Opponent	Score		RPI S	Opponent	Score		RPI S	Opponent	Score					
				43 N	Washington St.	0	3	57 A	Hofstra	2	3	104 A	UNCW	3	1				
				50 A	James Madison	1	3	57 H	Hofstra	3	0	104 H	UNCW	3	0				
				50 H	James Madison	3	1	73 A	Towson	1	3	106 A	Col. of Charleston	0	3				
								73 H	Towson	3	2	106 H	Col. of Charleston	3	1				
								88 A	Delaware	2	3	139 A	New Hampshire	3	1				
								88 H	Delaware	3	0	158 N	North Florida	3	1				
								88 N	Delaware	0	3	167 A	UC Irvine	1	3				
												178 A	Fla. Atlantic	3	1				
												179 N	California	2	3				
												183 A	Elon	2	3				
												183 H	Elon	3	2				
												185 N	Drake	1	3				
												202 A	Harvard	3	1				
												217 H	Binghamton	3	0				
												230 A	William & Mary	3	2				
												230 H	William & Mary	3	0				
												236 A	Boston College	3	0				
												274 H	Fordham	3	1				
												279 N	Bethune-Cookman	3	0				
												280 A	UMass Lowell	3	0				
												301 H	Presbyterian	3	0				
LAST 10 GAMES																			
				88 N	Delaware	0	3	106 H	Col. of Charleston	3	1								
				183 A	Elon	2	3	57 A	Hofstra	2	3								
				73 A	Towson	1	3	230 A	William & Mary	3	2								
				88 A	Delaware	2	3	50 A	James Madison	1	3								
				104 H	UNCW	3	0	57 H	Hofstra	3	0								

Non-Div. I Games:

Northeastern

[illegible]

Non-Div. I Games:

South Dakota

Average RPI Win:		215	WON-LOST RECORD		WINNING PCT. RANK		LAST 10 GAMES		STRENGTH OF SCHEDULE		OPP. STRENGTH OF SCHEDULE		TEAM RPI		ADJ RPI		CONF. RPI		ADJ CONF. RPI	
Average RPI Loss:		129																		
DIV. I ONLY			23- 8		.74194 47		10- 0		201		210		93		.5464 96		26		26	
DIV. I NON-CONF.			5- 7		.41667 212		0- 0		195		49		198		.47577 198		26		26	
TOTALS		RPI 1-25		RPI 26-50		W-L RECORDS		RPI 51-100		RPI 101-150		RPI 150+								
23- 8		0- 1		0- 0		OVERALL		1- 3		5- 2		17- 2								
11- 0		0- 0		0- 0		HOME		0- 0		3- 0		8- 0								
9- 4		0- 1		0- 0		AWAY		1- 1		2- 1		6- 1								
3- 4		0- 0		0- 0		NEUTRAL		0- 2		0- 1		3- 1								
5- 7		0- 1		0- 0		NON-CONFERENCE		1- 3		0- 2		4- 1								
0- 0		0- 0		0- 0		HOME		0- 0		0- 0		0- 0								
2- 3		0- 1		0- 0		AWAY		1- 1		0- 1		1- 0								
3- 4		0- 0		0- 0		NEUTRAL		0- 2		0- 1		3- 1								
18- 1		0- 0		0- 0		CONFERENCE		0- 0		5- 0		13- 1								
11- 0		0- 0		0- 0		HOME		0- 0		3- 0		8- 0								
7- 1		0- 0		0- 0		AWAY		0- 0		2- 0		5- 1								
0- 0		0- 0		0- 0		NEUTRAL		0- 0		0- 0		0- 0								
RPI	S	Opponent		Score		RPI	S	Opponent		Score		RPI	S	Opponent		Score				
24	A	Oregon		0 3								56	N	Illinois		0 3				
												69	A	Southern Ill.		0 3				
												77	A	Saint Louis		3 2				
												83	N	San Diego St.		1 3				
												101	A	SIUE		3 2				
												101	H	SIUE		3 2				
												101	H	SIUE		3 2				
												120	A	Butler		1 3				
												136	A	Austin Peay		3 1				
												136	H	Austin Peay		3 0				
												143	N	UC Davis		1 3				
												177	A	Belmont		3 2				
												190	A	Tennessee St.		3 0				
												191	N	Wright St.		3 0				
												210	N	Ball St.		3 2				
												214	N	Youngstown St.		3 2				
												232	A	Fort Wayne		3 1				
												241	H	Eastern Ky.		3 1				
												241	H	Eastern Ky.		3 1				
												263	A	UT Martin		3 0				
												263	H	UT Martin		3 0				
												265	N	Omaha		2 3				
												270	A	Morehead St.		0 3				
												290	H	Tennessee Tech		3 0				
												291	H	Jacksonville St.		3 0				
												291	H	Jacksonville St.		3 0				
												293	A	Southeast Mo. St.		3 0				
												293	H	Southeast Mo. St.		3 0				
												309	A	Eastern Ill.		3 0				
												309	H	Eastern Ill.		3 1				
LAST 10 GAMES																				
						101	H	SIUE		3 2		241	H	Eastern Ky.		3 1				
						241	H	Eastern Ky.		3 1		136	A	Austin Peay		3 1				
						291	H	Jacksonville St.		3 0		263	A	UT Martin		3 0				
						101	H	SIUE		3 2		293	A	Southeast Mo. St.		3 0				
						309	H	Eastern Ill.		3 1		177	A	Belmont		3 2				

Non-Div. I Games:

Murray St.

Average RPI Win: 146		WON-LOST RECORD		WINNING PCT. RANK		LAST 10 GAMES		STRENGTH OF SCHEDULE		OPP. STRENGTH OF SCHEDULE		TEAM RPI		ADJ RPI		CONF. RPI		ADJ CONF. RPI	
DIV. I ONLY		17- 13		.56667 130		6- 4		125		50		104		.54587 97		5		5	
DIV. I NON-CONF.		7- 5		.58333 129		0- 0		184		75		141		.5164 141		5		5	
TOTALS		RPI 1-25		RPI 26-50		W-L RECORDS		RPI 51-100		RPI 101-150		RPI 150+							
17- 13		2- 2		0- 1		OVERALL		3- 6		4- 3		8- 1							
6- 6		1- 1		0- 1		HOME		2- 3		0- 1		3- 0							
8- 4		1- 1		0- 0		AWAY		1- 3		3- 0		3- 0							
3- 3		0- 0		0- 0		NEUTRAL		0- 0		1- 2		2- 1							
7- 5		0- 0		0- 1		NON-CONFERENCE		0- 1		3- 2		4- 1							
1- 2		0- 0		0- 1		HOME		0- 1		0- 0		1- 0							
3- 0		0- 0		0- 0		AWAY		0- 0		2- 0		1- 0							
3- 3		0- 0		0- 0		NEUTRAL		0- 0		1- 2		2- 1							
10- 8		2- 2		0- 0		CONFERENCE		3- 5		1- 1		4- 0							
5- 4		1- 1		0- 0		HOME		2- 2		0- 1		2- 0							
5- 4		1- 1		0- 0		AWAY		1- 3		1- 0		2- 0							
0- 0		0- 0		0- 0		NEUTRAL		0- 0		0- 0		0- 0							
RPI	S	Opponent		Score		RPI	S	Opponent		Score		RPI	S	Opponent		Score			
7	A	BYU		0	3	31	H	Utah		0	3	62	A	Loyola Marymount		0	3		
7	H	BYU		3	2							62	H	Loyola Marymount		0	3		
16	A	San Diego		3	2							80	A	Gonzaga		0	3		
16	H	San Diego		0	3							80	H	Gonzaga		2	3		
												82	H	Texas St.		0	3		
												87	A	Pacific		1	3		
												87	H	Pacific		3	0		
												89	A	Pepperdine		3	2		
												89	H	Pepperdine		3	1		
														122 A Oregon St.		3	2		
														126 A Santa Clara		3	1		
														126 H Santa Clara		2	3		
														128 A Fresno St.		3	0		
														134 N DePaul		1	3		
														137 N Utah St.		3	0		
														146 N Portland St.		1	3		
														160 H CSU Bakersfield		3	1		
														163 A Mississippi St.		3	2		
														166 A St. Mary's (CA)		3	1		
														166 H St. Mary's (CA)		3	1		
														182 N Seattle U		1	3		
														234 N FIU		3	0		
														262 A San Francisco		3	2		
														262 H San Francisco		3	0		
														272 N Troy		3	2		
				LAST 10 GAMES															
				80	H	Gonzaga	2	3	62	H	Loyola Marymount	0	3						
				87	H	Pacific	3	0	89	H	Pepperdine	3	1						
				166	H	St. Mary's (CA)	3	1	262	A	San Francisco	3	2						
				7	A	BYU	0	3	126	A	Santa Clara	3	1						
				16	A	San Diego	3	2	80	A	Gonzaga	0	3						

Non-Div. I Games:

Portland

Average RPI Win:		207	WON-LOST RECORD		WINNING PCT. RANK		LAST 10 GAMES		STRENGTH OF SCHEDULE		OPP. STRENGTH OF SCHEDULE		TEAM RPI		ADJ RPI		CONF. RPI		ADJ CONF. RPI	
Average RPI Loss:		102																		
DIV. I ONLY			26- 9		.74286 46		10- 0		218		162		94		.54555 98		19		19	
DIV. I NON-CONF.			9- 7		.5625 145		1- 0		207		134		164		.49911 163		17		17	
TOTALS		RPI 1-25		RPI 26-50		W-L RECORDS		RPI 51-100		RPI 101-150		RPI 150+								
26- 9		0- 1		0- 0		OVERALL		3- 4		5- 4		18- 0								
13- 3		0- 0		0- 0		HOME		1- 1		4- 2		8- 0								
10- 4		0- 1		0- 0		AWAY		1- 1		0- 2		9- 0								
3- 2		0- 0		0- 0		NEUTRAL		1- 2		1- 0		1- 0								
9- 7		0- 1		0- 0		NON-CONFERENCE		1- 4		1- 2		7- 0								
2- 3		0- 0		0- 0		HOME		0- 1		0- 2		2- 0								
4- 2		0- 1		0- 0		AWAY		0- 1		0- 0		4- 0								
3- 2		0- 0		0- 0		NEUTRAL		1- 2		1- 0		1- 0								
17- 2		0- 0		0- 0		CONFERENCE		2- 0		4- 2		11- 0								
11- 0		0- 0		0- 0		HOME		1- 0		4- 0		6- 0								
6- 2		0- 0		0- 0		AWAY		1- 0		0- 2		5- 0								
0- 0		0- 0		0- 0		NEUTRAL		0- 0		0- 0		0- 0								
RPI	S	Opponent		Score		RPI	S	Opponent		Score		RPI	S	Opponent		Score				
2	A	Minnesota		1	3					75	N	Green Bay	0	3	112	H	Sacramento St.	3	2	
										90	N	Tulane	2	3	130	A	Idaho St.	2	3	
										91	H	Ole Miss	2	3	130	H	Idaho St.	3	0	
										92	A	Northern Ariz.	3	0	142	A	Northern Colo.	0	3	
										92	H	Northern Ariz.	3	0	142	H	Northern Colo.	3	0	
										95	A	South Dakota	1	3	143	H	UC Davis	0	3	
										100	N	ETSU	3	2	145	N	Toledo	3	0	
															146	H	Portland St.	3	1	
															150	H	Texas Tech	0	3	
															200	A	Eastern Wash.	3	1	
															200	H	Eastern Wash.	3	0	
															203	A	North Dakota St.	3	0	
															204	A	Idaho	3	1	
															204	H	Idaho	3	1	
															204	H	Idaho	3	0	
															213	H	UTEP	3	0	
															219	A	Weber St.	3	1	
															226	A	Clemson	3	1	
															259	A	Montana St.	3	0	
															259	H	Montana St.	3	0	
															265	H	Omaha	3	0	
															276	A	Montana	3	1	
															276	H	Montana	3	0	
															291	A	Jacksonville St.	3	0	
															292	H	Southern Utah	3	0	
															297	A	South Dakota St.	3	1	
															332	N	Alcorn	3	0	
				LAST 10 GAMES																
				92 H Northern Ariz.				3 0				204 H Idaho				3 1				
				130 H Idaho St.				3 0				200 H Eastern Wash.				3 0				
				204 H Idaho				3 0				259 A Montana St.				3 0				
				142 H Northern Colo.				3 0				276 A Montana				3 1				
				92 A Northern Ariz.				3 0				203 A North Dakota St.				3 0				

Non-Div. I Games:

North Dakota

Y
a
l
e

Yale

Average RPI Win: 218		WON-LOST RECORD	WINNING PCT. RANK	LAST 10 GAMES	STRENGTH OF SCHEDULE	OPP. STRENGTH OF SCHEDULE	TEAM RPI	ADJ RPI	CONF. RPI	ADJ CONF. RPI					
Average RPI Loss: 140															
DIV. I ONLY		22- 8	.73333	51	8- 2	196	219	98	.5438	100	21	21			
DIV. I NON-CONF.		8- 4	.66667	86	0- 0	221	193	142	.51611	142	24	24			
<hr/>															
TOTALS		RPI 1-25		RPI 26-50		W-L RECORDS		RPI 51-100		RPI 101-150		RPI 150+			
22- 8		0- 0		0- 0		OVERALL		0- 3		3- 1		19- 4			
11- 0		0- 0		0- 0		HOME		0- 0		2- 0		9- 0			
6- 6		0- 0		0- 0		AWAY		0- 1		1- 1		5- 4			
5- 2		0- 0		0- 0		NEUTRAL		0- 2		0- 0		5- 0			
8- 4		0- 0		0- 0		NON-CONFERENCE		0- 3		1- 0		7- 1			
3- 0		0- 0		0- 0		HOME		0- 0		1- 0		2- 0			
1- 2		0- 0		0- 0		AWAY		0- 1		0- 0		1- 1			
4- 2		0- 0		0- 0		NEUTRAL		0- 2		0- 0		4- 0			
14- 4		0- 0		0- 0		CONFERENCE		0- 0		2- 1		12- 3			
8- 0		0- 0		0- 0		HOME		0- 0		1- 0		7- 0			
5- 4		0- 0		0- 0		AWAY		0- 0		1- 1		4- 3			
1- 0		0- 0		0- 0		NEUTRAL		0- 0		0- 0		1- 0			
RPI	S	Opponent	Score	RPI	S	Opponent	Score	RPI	S	Opponent	Score				
						53 A	Alabama	1		3	129 A	Samford	0		3
						90 N	Tulane	0		3	129 A	Samford	3		2
						98 N	North Dakota	2		3	129 H	Samford	3		0
											136 H	Austin Peay	3		0
											154 A	Chattanooga	1		3
											154 H	Chattanooga	3		0
											157 A	UNCG	1		3
											157 H	UNCG	3		0
											170 A	Liberty	3		0
											197 A	Mercer	3		0
											197 H	Mercer	3		0
											207 A	Wofford	3		0
											207 H	Wofford	3		0
											216 A	Furman	2		3
											216 H	Furman	3		1
											216 N	Furman	3		1
											222 H	USC Upstate	3		0
											222 N	USC Upstate	3		1
											226 A	Clemson	2		3
											227 N	Ga. Southern	3		0
											264 A	Western Caro.	3		1
											264 H	Western Caro.	3		2
											272 H	Troy	3		0
											301 N	Presbyterian	3		0
											302 A	The Citadel	3		0
											302 H	The Citadel	3		0
											311 N	Hampton	3		0
<hr/>															
				LAST 10 GAMES											
						129 A	Samford	0		3	129 H	Samford	3		0
						216 N	Furman	3		1	157 A	UNCG	1		3
						197 A	Mercer	3		0	207 H	Wofford	3		0
						302 A	The Citadel	3		0	302 H	The Citadel	3		0
						216 H	Furman	3		1	197 H	Mercer	3		0

Non-Div. I Games:

ETSU

Average RPI Win: 242		WON-LOST RECORD	WINNING PCT. RANK		LAST 10 GAMES	STRENGTH OF SCHEDULE	OPP. STRENGTH OF SCHEDULE	TEAM RPI	ADJ RPI	CONF. RPI	ADJ CONF. RPI				
Average RPI Loss: 99															
DIV. I ONLY		22- 8	.73333	51	8- 2	187	254	99	.54371	101	26	26			
DIV. I NON-CONF.		7- 4	.63636	109	0- 0	130	203	108	.53922	109	26	26			
<hr/>															
TOTALS		RPI 1-25		RPI 26-50		W-L RECORDS		RPI 51-100		RPI 101-150		RPI 150+			
22- 8		0- 0		0- 1		OVERALL		0- 4		2- 3		20- 0			
7- 3		0- 0		0- 0		HOME		0- 2		0- 1		7- 0			
10- 2		0- 0		0- 0		AWAY		0- 2		1- 0		9- 0			
5- 3		0- 0		0- 1		NEUTRAL		0- 0		1- 2		4- 0			
7- 4		0- 0		0- 1		NON-CONFERENCE		0- 1		0- 2		7- 0			
1- 1		0- 0		0- 0		HOME		0- 1		0- 0		1- 0			
3- 0		0- 0		0- 0		AWAY		0- 0		0- 0		3- 0			
3- 3		0- 0		0- 1		NEUTRAL		0- 0		0- 2		3- 0			
15- 4		0- 0		0- 0		CONFERENCE		0- 3		2- 1		13- 0			
6- 2		0- 0		0- 0		HOME		0- 1		0- 1		6- 0			
7- 2		0- 0		0- 0		AWAY		0- 2		1- 0		6- 0			
2- 0		0- 0		0- 0		NEUTRAL		0- 0		1- 0		1- 0			
RPI	S	Opponent	Score	RPI	S	Opponent	Score	RPI	S	Opponent	Score				
				28	N	Dayton	1 3	75	H	Green Bay	2 3	117	N	Bowling Green	0 3
								96	A	Murray St.	2 3	136	A	Austin Peay	3 0
								96	A	Murray St.	2 3	136	H	Austin Peay	2 3
								96	H	Murray St.	2 3	136	N	Austin Peay	3 1
												145	N	Toledo	2 3
												165	A	Columbia	3 1
												177	A	Belmont	3 0
												181	A	Ill.-Chicago	3 1
												190	H	Tennessee St.	3 0
												191	A	Wright St.	3 1
												228	N	Bryant	3 1
												241	H	Eastern Ky.	3 0
												254	H	Evansville	3 0
												263	A	UT Martin	3 1
												263	H	UT Martin	3 1
												270	H	Morehead St.	3 2
												270	N	Morehead St.	3 0
												280	N	UMass Lowell	3 1
												290	A	Tennessee Tech	3 0
												291	A	Jacksonville St.	3 1
												293	A	Southeast Mo. St.	3 2
												293	H	Southeast Mo. St.	3 1
												299	N	Manhattan	3 0
												309	A	Eastern Ill.	3 0
												309	H	Eastern Ill.	3 0
LAST 10 GAMES															
				96	A	Murray St.	2 3	263	H	UT Martin	3 1	299	N	Manhattan	3 0
				136	N	Austin Peay	3 1	293	H	Southeast Mo. St.	3 1	309	A	Eastern Ill.	3 0
				270	N	Morehead St.	3 0	177	A	Belmont	3 0	309	H	Eastern Ill.	3 0
				96	A	Murray St.	2 3	309	A	Eastern Ill.	3 0				
				136	A	Austin Peay	3 0	291	A	Jacksonville St.	3 1				

Non-Div. I Games:

SIUE

Average RPI Win:	186	WON-LOST	WINNING	LAST 10	STRENGTH OF	OPP. STRENGTH	TEAM	ADJ	CONF.	ADJ CONF.			
Average RPI Loss:	49	RECORD	PCT. RANK	GAMES	SCHEDULE	OF SCHEDULE	RPI	RPI	RPI	RPI			
DIV. I ONLY	15- 17	.46875	188	6- 4	51	68	108	.54241	102	10	10		
DIV. I NON-CONF.	6- 6	.5	169	0- 0	27	46	61	.58203	61	6	6		
<hr/>													
TOTALS	RPI 1-25	RPI 26-50		W-L RECORDS	RPI 51-100		RPI 101-150		RPI 150+				
15- 17	0- 7	0- 3		OVERALL	2- 6		0- 0		13- 1				
4- 8	0- 2	0- 3		HOME	0- 2		0- 0		4- 1				
7- 7	0- 4	0- 0		AWAY	1- 3		0- 0		6- 0				
4- 2	0- 1	0- 0		NEUTRAL	1- 1		0- 0		3- 0				
<hr/>													
6- 6	0- 3	0- 1		NON-CONFERENCE	1- 2		0- 0		5- 0				
1- 1	0- 0	0- 1		HOME	0- 0		0- 0		1- 0				
1- 3	0- 2	0- 0		AWAY	0- 1		0- 0		1- 0				
4- 2	0- 1	0- 0		NEUTRAL	1- 1		0- 0		3- 0				
<hr/>													
9- 11	0- 4	0- 2		CONFERENCE	1- 4		0- 0		8- 1				
3- 7	0- 2	0- 2		HOME	0- 2		0- 0		3- 1				
6- 4	0- 2	0- 0		AWAY	1- 2		0- 0		5- 0				
0- 0	0- 0	0- 0		NEUTRAL	0- 0		0- 0		0- 0				
<hr/>													
RPI S	Opponent	Score	RPI S	Opponent	Score	RPI S	Opponent	Score	RPI S	Opponent	Score		
4 A	Texas	0 3	35 H	Coastal Caro.	0 3	52 N	Lipscomb	1 3	155 A	Louisville	3 2		
8 A	North Carolina	0 3	39 H	Pittsburgh	1 3	63 N	UTSA	3 2	162 N	Loyola Chicago	3 2		
8 H	North Carolina	1 3	49 H	Georgia Tech	2 3	64 A	Duke	2 3	163 N	Mississippi St.	3 1		
9 N	Missouri	1 3				66 A	North Carolina St.	1 3	168 H	Virginia Tech	3 0		
18 A	Kansas St.	0 3				66 H	North Carolina St.	1 3	175 N	Duquesne	3 1		
22 A	Florida St.	0 3				67 A	Notre Dame	3 2	205 H	Florida A&M	3 0		
22 H	Florida St.	0 3				67 H	Notre Dame	0 3	223 A	Syracuse	3 1		
						88 A	Delaware	2 3	223 H	Syracuse	1 3		
									226 H	Clemson	3 1		
									234 A	FIU	3 0		
									234 A	Wake Forest	3 1		
									236 A	Boston College	3 1		
									236 H	Boston College	3 0		
									237 A	Virginia	3 0		
<hr/>													
LAST 10 GAMES													
226 H Clemson						3	1	223 A Syracuse				3	1
49 H Georgia Tech						2	3	66 H North Carolina St.				1	3
64 A Duke						2	3	8 H North Carolina				1	3
234 A Wake Forest						3	1	155 A Louisville				3	2
236 A Boston College						3	1	67 A Notre Dame				3	2

Non-Div. I Games:

Miami (FL)

Average RPI Win:		220	WON-LOST RECORD		WINNING PCT. RANK		LAST 10 GAMES		STRENGTH OF SCHEDULE		OPP. STRENGTH OF SCHEDULE		TEAM RPI		ADJ RPI		CONF. RPI		ADJ CONF. RPI	
DIV. I ONLY			23- 8		.74194 47		8- 2		232		160		101		.54201 103		14		14	
DIV. I NON-CONF.			11- 4		.73333 65		0- 0		248		169		124		.52504 126		16		16	
TOTALS		RPI 1-25		RPI 26-50		W-L RECORDS		RPI 51-100		RPI 101-150		RPI 150+								
23- 8		0- 2		0- 0		OVERALL		1- 4		2- 0		20- 2								
9- 2		0- 1		0- 0		HOME		1- 1		1- 0		7- 0								
8- 5		0- 0		0- 0		AWAY		0- 3		0- 0		8- 2								
6- 1		0- 1		0- 0		NEUTRAL		0- 0		1- 0		5- 0								
11- 4		0- 1		0- 0		NON-CONFERENCE		0- 2		1- 0		10- 1								
3- 1		0- 0		0- 0		HOME		0- 1		0- 0		3- 0								
3- 2		0- 0		0- 0		AWAY		0- 1		0- 0		3- 1								
5- 1		0- 1		0- 0		NEUTRAL		0- 0		1- 0		4- 0								
12- 4		0- 1		0- 0		CONFERENCE		1- 2		1- 0		10- 1								
6- 1		0- 1		0- 0		HOME		1- 0		1- 0		4- 0								
5- 3		0- 0		0- 0		AWAY		0- 2		0- 0		5- 1								
1- 0		0- 0		0- 0		NEUTRAL		0- 0		0- 0		1- 0								
RPI	S	Opponent		Score		RPI	S	Opponent		Score		RPI	S	Opponent		Score				
14	H	Western Ky.		1 3				53 A Alabama		2 3		111	H	Marshall		3 0				
18	N	Kansas St.		1 3				63 A UTSA		0 3		124	N	UConn		3 0				
								65 A Rice		2 3		152	A	Arkansas		3 1				
								65 H Rice		3 2		153	A	LSU		3 1				
								90 H Tulane		2 3		173	N	UMKC		3 0				
												178	A	Fla. Atlantic		1 3				
												187	A	North Texas		3 1				
												187	H	North Texas		3 1				
												187	N	North Texas		3 1				
												198	A	South Ala.		2 3				
												213	A	UTEP		3 0				
												234	A	FIU		3 1				
												237	N	Virginia		3 0				
												240	N	Lehigh		3 0				
												247	N	Northwestern St.		3 0				
												257	A	Louisiana Tech		3 0				
												257	H	Louisiana Tech		3 0				
												277	H	UAB		3 0				
												278	A	Middle Tenn.		3 0				
												282	H	McNeese		3 1				
												283	H	Charlotte		3 0				
												286	A	La.-Monroe		3 0				
												295	H	Southern U.		3 0				
												325	H	Grambling		3 0				
LAST 10 GAMES																				
						65 A Rice		2 3				277 H UAB		3 0						
						187 N North Texas		3 1				187 H North Texas		3 1						
						234 A FIU		3 1				283 H Charlotte		3 0						
						257 A Louisiana Tech		3 0				178 A Fla. Atlantic		1 3						
						65 H Rice		3 2				278 A Middle Tenn.		3 0						

UNCW

Average RPI Win: 177		WON-LOST RECORD		WINNING PCT. RANK		LAST 10 GAMES		STRENGTH OF SCHEDULE		OPP. STRENGTH OF SCHEDULE		TEAM RPI		ADJ RPI		CONF. RPI		ADJ CONF. RPI	
DIV. I ONLY		17- 11		.60714 106		5- 5		130		121		103		.54143 104		8		8	
DIV. I NON-CONF.		10- 2		.83333 26		0- 0		236		196		95		.55301 95		12		12	
TOTALS		RPI 1-25		RPI 26-50		W-L RECORDS		RPI 51-100		RPI 101-150		RPI 150+							
17- 11		0- 0		0- 2		OVERALL		3- 7		3- 0		11- 2							
7- 5		0- 0		0- 1		HOME		1- 3		1- 0		5- 1							
6- 6		0- 0		0- 1		AWAY		2- 4		1- 0		3- 1							
4- 0		0- 0		0- 0		NEUTRAL		0- 0		1- 0		3- 0							
10- 2		0- 0		0- 0		NON-CONFERENCE		1- 1		1- 0		8- 1							
3- 1		0- 0		0- 0		HOME		0- 0		0- 0		3- 1							
3- 1		0- 0		0- 0		AWAY		1- 1		0- 0		2- 0							
4- 0		0- 0		0- 0		NEUTRAL		0- 0		1- 0		3- 0							
7- 9		0- 0		0- 2		CONFERENCE		2- 6		2- 0		3- 1							
4- 4		0- 0		0- 1		HOME		1- 3		1- 0		2- 0							
3- 5		0- 0		0- 1		AWAY		1- 3		1- 0		1- 1							
0- 0		0- 0		0- 0		NEUTRAL		0- 0		0- 0		0- 0							
RPI	S	Opponent		Score	RPI	S	Opponent		Score	RPI	S	Opponent		Score					
					50	A	James Madison		1 3	57	A	Hofstra		2 3					
					50	H	James Madison		2 3	57	H	Hofstra		3 1					
										64	A	Duke		2 3					
										66	A	North Carolina St.		3 1					
										73	A	Towson		1 3					
										73	H	Towson		0 3					
										88	A	Delaware		3 2					
										88	H	Delaware		1 3					
										94	A	Northeastern		0 3					
										94	H	Northeastern		1 3					

Non-Div. I Games:

UNCW

Average RPI Win:	184	WON-LOST RECORD	WINNING PCT. RANK	LAST 10 GAMES	STRENGTH OF SCHEDULE	OPP. STRENGTH OF SCHEDULE	TEAM RPI	ADJ RPI	CONF. RPI	ADJ CONF. RPI		
DIV. I ONLY		14- 15	.48276	184	2- 8	71	31	107	.54135	105	2	2
DIV. I NON-CONF.		9- 4	.69231	74	0- 0	189	130	112	.5377	112	3	3
<hr/>												
TOTALS	RPI 1-25	RPI 26-50		W-L RECORDS		RPI 51-100		RPI 101-150		RPI 150+		
14- 15	1- 8	0- 5		OVERALL		0- 1		5- 1		8- 0		
7- 6	1- 3	0- 2		HOME		0- 1		2- 0		4- 0		
4- 7	0- 4	0- 3		AWAY		0- 0		3- 0		1- 0		
3- 2	0- 1	0- 0		NEUTRAL		0- 0		0- 1		3- 0		
<hr/>												
9- 4	0- 1	0- 1		NON-CONFERENCE		0- 1		1- 1		8- 0		
5- 1	0- 0	0- 0		HOME		0- 1		1- 0		4- 0		
1- 1	0- 0	0- 1		AWAY		0- 0		0- 0		1- 0		
3- 2	0- 1	0- 0		NEUTRAL		0- 0		0- 1		3- 0		
<hr/>												
5- 11	1- 7	0- 4		CONFERENCE		0- 0		4- 0		0- 0		
2- 5	1- 3	0- 2		HOME		0- 0		1- 0		0- 0		
3- 6	0- 4	0- 2		AWAY		0- 0		3- 0		0- 0		
0- 0	0- 0	0- 0		NEUTRAL		0- 0		0- 0		0- 0		
<hr/>												
RPI S	Opponent	Score	RPI S	Opponent	Score	RPI S	Opponent	Score	RPI S	Opponent	Score	
4 A	Texas	0 3	27 A	Iowa St.	0 3	63 H	UTSA	2 3	133 H	Ohio	3 0	
4 H	Texas	1 3	27 H	Iowa St.	1 3				141 N	Maryland	1 3	
5 A	Kansas	0 3	42 A	Baylor	1 3				149 A	West Virginia	3 1	
5 H	Kansas	1 3	42 H	Baylor	2 3				149 A	West Virginia	3 0	
6 N	Washington	1 3	48 A	Southern California	0 3				150 A	Texas Tech	3 0	
18 A	Kansas St.	1 3							150 H	Texas Tech	3 0	
18 H	Kansas St.	1 3							163 N	Mississippi St.	3 2	
20 A	TCU	2 3							173 H	UMKC	3 0	
20 H	TCU	3 0							209 A	Little Rock	3 1	
									213 H	UTEP	3 0	
									221 H	Oral Roberts	3 0	
									263 N	UT Martin	3 1	
									268 H	Lamar University	3 0	
									314 N	Ark.-Pine Bluff	3 0	
<hr/>												
LAST 10 GAMES												
27 A	Iowa St.	0 3	5 H	Kansas	1 3							
42 H	Baylor	2 3	20 H	TCU	3 0							
18 A	Kansas St.	1 3	4 A	Texas	0 3							
150 H	Texas Tech	3 0	42 A	Baylor	1 3							
27 H	Iowa St.	1 3	18 H	Kansas St.	1 3							

Non-Div. I Games:

Oklahoma

Average RPI Win:	162	WON-LOST	WINNING	LAST 10	STRENGTH OF	OPP. STRENGTH	TEAM	ADJ	CONF.	ADJ CONF.	
Average RPI Loss:	110	RECORD	PCT. RANK	GAMES	SCHEDULE	OF SCHEDULE	RPI	RPI	RPI	RPI	
DIV. I ONLY	17- 12	.58621	117	5- 5	123	103	109	.54099	106	8	8
DIV. I NON-CONF.	7- 5	.58333	129	0- 0	244	160	177	.48949	176	12	12
<hr/>											
TOTALS	RPI 1-25	RPI 26-50		W-L RECORDS	RPI 51-100		RPI 101-150		RPI 150+		
17- 12	0- 0	1- 3		OVERALL	6- 3		1- 3		9- 3		
11- 3	0- 0	0- 1		HOME	4- 0		1- 2		6- 0		
4- 6	0- 0	1- 1		AWAY	2- 2		0- 1		1- 2		
2- 3	0- 0	0- 1		NEUTRAL	0- 1		0- 0		2- 1		
<hr/>											
7- 5	0- 0	0- 2		NON-CONFERENCE	0- 0		1- 1		6- 2		
5- 1	0- 0	0- 0		HOME	0- 0		1- 1		4- 0		
0- 2	0- 0	0- 1		AWAY	0- 0		0- 0		0- 1		
2- 2	0- 0	0- 1		NEUTRAL	0- 0		0- 0		2- 1		
<hr/>											
10- 7	0- 0	1- 1		CONFERENCE	6- 3		0- 2		3- 1		
6- 2	0- 0	0- 1		HOME	4- 0		0- 1		2- 0		
4- 4	0- 0	1- 0		AWAY	2- 2		0- 1		1- 1		
0- 1	0- 0	0- 0		NEUTRAL	0- 1		0- 0		0- 0		
<hr/>											
RPI S	Opponent	Score	RPI S	Opponent	Score	RPI S	Opponent	Score	RPI S	Opponent	Score
			42 A	Baylor	0 3	57 A	Hofstra	1 3	104 A	UNCW	1 3
			43 N	Washington St.	0 3	57 H	Hofstra	3 1	104 H	UNCW	2 3
			50 A	James Madison	3 1	73 A	Towson	3 2	108 H	South Carolina	0 3
			50 H	James Madison	2 3	73 H	Towson	3 1	148 H	VCU	3 1
						88 A	Delaware	3 2	162 N	Loyola Chicago	1 3
						88 H	Delaware	3 0	183 A	Elon	3 1
						88 N	Delaware	2 3	183 H	Elon	3 0
						94 A	Northeastern	1 3	217 H	Binghamton	3 0
						94 H	Northeastern	3 0	230 A	William & Mary	1 3
									230 H	William & Mary	3 0
									234 A	Wake Forest	0 3
									237 N	Virginia	3 2
									239 N	Davidson	3 0
									251 H	Eastern Mich.	3 1
									263 H	UT Martin	3 0
									284 H	Charleston So.	3 1
<hr/>											
			LAST 10 GAMES								
			88 N	Delaware	2 3	57 A	Hofstra	1 3			
			104 A	UNCW	1 3	94 A	Northeastern	1 3			
			230 H	William & Mary	3 0	73 H	Towson	3 1			
			183 H	Elon	3 0	88 H	Delaware	3 0			
			50 H	James Madison	2 3	183 A	Elon	3 1			

Non-Div. I Games:

Col. of Charleston

Average RPI Win: 191		WON-LOST	WINNING	LAST 10	STRENGTH OF		OPP. STRENGTH	TEAM	ADJ	CONF.	ADJ CONF.
Average RPI Loss: 90		RECORD	PCT. RANK	GAMES	SCHEDULE		OF SCHEDULE	RPI	RPI	RPI	RPI
DIV. I ONLY		18- 11	.62069	98	7- 3		147	123	105	.54059	107
DIV. I NON-CONF.		6- 5	.54545	152	0- 0		219	133	172	.49154	172
TOTALS		RPI 1-25	RPI 26-50		W-L RECORDS		RPI 51-100		RPI 101-150		RPI 150+
18- 11	0- 0	0- 3		OVERALL		1- 3		3- 4		14- 1	
7- 1	0- 0	0- 1		HOME		1- 0		2- 0		4- 0	
5- 7	0- 0	0- 1		AWAY		0- 1		0- 4		5- 0	
6- 3	0- 0	0- 1		NEUTRAL		0- 1		1- 0		5- 1	
6- 5	0- 0	0- 1		NON-CONFERENCE		0- 1		1- 2		5- 1	
0- 0	0- 0	0- 0		HOME		0- 0		0- 0		0- 0	
1- 3	0- 0	0- 0		AWAY		0- 1		0- 2		1- 0	
5- 2	0- 0	0- 1		NEUTRAL		0- 0		1- 0		4- 1	
12- 6	0- 0	0- 2		CONFERENCE		1- 2		2- 2		9- 0	
7- 1	0- 0	0- 1		HOME		1- 0		2- 0		4- 0	
4- 4	0- 0	0- 1		AWAY		0- 1		0- 2		4- 0	
1- 1	0- 0	0- 0		NEUTRAL		0- 1		0- 0		1- 0	
RPI S	Opponent	Score	RPI S	Opponent	Score	RPI S	Opponent	Score	RPI S	Opponent	Score
			36 N	Arizona	0 3	68 A	Indiana	0 3	111 N	Marshall	3 1
			37 A	Cleveland St.	0 3	75 A	Green Bay	0 3	116 A	Oakland	1 3
			37 H	Cleveland St.	2 3	75 H	Green Bay	3 2	116 H	Oakland	3 0
						75 N	Green Bay	0 3	117 A	Bowling Green	0 3
									120 A	Butler	0 3
									147 A	Milwaukee	2 3
									147 H	Milwaukee	3 0
									162 N	Loyola Chicago	2 3
									181 A	Ill.-Chicago	3 2
									181 H	Ill.-Chicago	3 0
									184 A	Valparaiso	3 0
									184 H	Valparaiso	3 0
									184 N	Valparaiso	3 2
									191 A	Wright St.	3 0
									191 H	Wright St.	3 0
									210 N	Ball St.	3 1
									214 A	Youngstown St.	3 1
									214 H	Youngstown St.	3 0
									232 N	Fort Wayne	3 0
									254 N	Evansville	3 0
									270 A	Morehead St.	3 1
									298 N	Appalachian St.	3 1
LAST 10 GAMES											
			75 N	Green Bay	0 3	75 H	Green Bay	3 2			
			184 N	Valparaiso	3 2	37 A	Cleveland St.	0 3			
			181 A	Ill.-Chicago	3 2	116 A	Oakland	1 3			
			214 A	Youngstown St.	3 1	191 H	Wright St.	3 0			
			147 H	Milwaukee	3 0	184 A	Valparaiso	3 0			

Non-Div. I Games:

Northern Ky.

Average RPI Win:		197	WON-LOST RECORD		WINNING PCT. RANK		LAST 10 GAMES		STRENGTH OF SCHEDULE		OPP. STRENGTH OF SCHEDULE		TEAM RPI		ADJ RPI		CONF. RPI		ADJ CONF. RPI	
DIV. I ONLY			18- 12		.6 109		4- 6		155		78		113		.54039 108		4		4	
DIV. I NON-CONF.			12- 0		1 1		0- 0		308		228		93		.55469 93		4		4	
TOTALS		RPI 1-25		RPI 26-50		W-L RECORDS		RPI 51-100		RPI 101-150		RPI 150+								
18- 12		1- 7		0- 0		OVERALL		1- 2		1- 1		15- 2								
10- 5		1- 3		0- 0		HOME		1- 1		0- 0		8- 1								
4- 7		0- 4		0- 0		AWAY		0- 1		1- 1		3- 1								
4- 0		0- 0		0- 0		NEUTRAL		0- 0		0- 0		4- 0								
12- 0		0- 0		0- 0		NON-CONFERENCE		0- 0		1- 0		11- 0								
6- 0		0- 0		0- 0		HOME		0- 0		0- 0		6- 0								
2- 0		0- 0		0- 0		AWAY		0- 0		1- 0		1- 0								
4- 0		0- 0		0- 0		NEUTRAL		0- 0		0- 0		4- 0								
6- 12		1- 7		0- 0		CONFERENCE		1- 2		0- 1		4- 2								
4- 5		1- 3		0- 0		HOME		1- 1		0- 0		2- 1								
2- 7		0- 4		0- 0		AWAY		0- 1		0- 1		2- 1								
0- 0		0- 0		0- 0		NEUTRAL		0- 0		0- 0		0- 0								
RPI	S	Opponent		Score		RPI	S	Opponent		Score		RPI	S	Opponent		Score				
9	A	Missouri		0 3				53 H Alabama		0 3		106	A	Col. of Charleston		3 0				
9	H	Missouri		3 1				84 H Tennessee		3 2		115	A	Auburn		0 3				
10	A	Florida		0 3				91 A Ole Miss		0 3		152	H	Arkansas		1 3				
10	H	Florida		0 3								153	A	LSU		3 1				
19	A	Kentucky		0 3								153	H	LSU		3 1				
19	H	Kentucky		1 3								163	A	Mississippi St.		3 2				
25	A	Texas A&M		0 3								188	A	Georgia		1 3				
25	H	Texas A&M		0 3								188	H	Georgia		3 0				
												216	H	Furman		3 0				
												217	N	Binghamton		3 0				
												226	H	Clemson		3 1				
												227	A	Ga. Southern		3 2				
												230	H	William & Mary		3 1				
												234	N	Wake Forest		3 2				
												239	H	Davidson		3 0				
												244	H	Winthrop		3 0				
												263	N	UT Martin		3 0				
												287	H	Gardner-Webb		3 0				
												307	N	Buffalo		3 0				
LAST 10 GAMES																				
								91 A Ole Miss		0 3				10 A Florida		0 3				
								152 H Arkansas		1 3				188 H Georgia		3 0				
								115 A Auburn		0 3				163 A Mississippi St.		3 2				
								53 H Alabama		0 3				25 H Texas A&M		0 3				
								9 H Missouri		3 1				153 H LSU		3 1				

Non-Div. I Games:

South Carolina

Average RPI Win:	211	WON-LOST	WINNING	LAST 10	STRENGTH OF	OPP. STRENGTH	TEAM	ADJ	CONF.	ADJ CONF.	
Average RPI Loss:	184	RECORD	PCT. RANK	GAMES	SCHEDULE	OF SCHEDULE	RPI	RPI	RPI	RPI	
DIV. I ONLY	23- 9	.71875	60	8- 2	188	239	102	.54015	109	24	24
DIV. I NON-CONF.	9- 4	.69231	74	0- 0	206	123	117	.53136	118	27	27
<hr/>											
TOTALS	RPI 1-25	RPI 26-50		W-L RECORDS	RPI 51-100		RPI 101-150		RPI 150+		
23- 9	0- 0	0- 1		OVERALL	2- 0		2- 2		19- 6		
8- 2	0- 0	0- 0		HOME	0- 0		1- 0		7- 2		
9- 5	0- 0	0- 0		AWAY	1- 0		0- 2		8- 3		
6- 2	0- 0	0- 1		NEUTRAL	1- 0		1- 0		4- 1		
<hr/>											
9- 4	0- 0	0- 1		NON-CONFERENCE	2- 0		0- 1		7- 2		
2- 0	0- 0	0- 0		HOME	0- 0		0- 0		2- 0		
3- 2	0- 0	0- 0		AWAY	1- 0		0- 1		2- 1		
4- 2	0- 0	0- 1		NEUTRAL	1- 0		0- 0		3- 1		
<hr/>											
14- 5	0- 0	0- 0		CONFERENCE	0- 0		2- 1		12- 4		
6- 2	0- 0	0- 0		HOME	0- 0		1- 0		5- 2		
6- 3	0- 0	0- 0		AWAY	0- 0		0- 1		6- 2		
2- 0	0- 0	0- 0		NEUTRAL	0- 0		1- 0		1- 0		
<hr/>											
RPI S	Opponent	Score	RPI S	Opponent	Score	RPI S	Opponent	Score	RPI S	Opponent	Score
			30 N	SMU	0 3	66 A	North Carolina St.	3 1	118 A	Radford	0 3
			88 N	Delaware	3 1	118 H	Radford	3 1			
			118 N	Radford	3 1						
			148 A	VCU	1 3						
			157 H	UNCG	3 2						
			170 A	Liberty	3 2						
			170 A	Liberty	0 3						
			170 H	Liberty	3 1						
			176 A	Campbell	3 2						
			176 H	Campbell	2 3						
			183 A	Elon	3 1						
			207 N	Wofford	3 1						
			207 N	Wofford	3 0						
			214 H	Youngstown St.	3 0						
			226 A	Clemson	1 3						
			230 N	William & Mary	3 2						
			234 A	Wake Forest	3 1						
			244 A	Winthrop	3 0						
			244 H	Winthrop	0 3						
			258 A	UNC Asheville	0 3						
			258 H	UNC Asheville	3 0						
			258 N	UNC Asheville	3 1						
			283 N	Charlotte	2 3						
			284 A	Charleston So.	3 1						
			284 H	Charleston So.	3 0						
287 A	Gardner-Webb	3 0									
287 H	Gardner-Webb	3 1									
<hr/>											
			LAST 10 GAMES								
			118 N	Radford	3 1	170 A	Liberty	0 3	283 N	Charlotte	2 3
			170 A	Liberty	3 2	118 H	Radford	3 1	284 A	Charleston So.	3 1
			258 N	UNC Asheville	3 1	244 H	Winthrop	0 3	284 H	Charleston So.	3 0
			301 H	Presbyterian	3 0	284 H	Charleston So.	3 0	287 A	Gardner-Webb	3 0
			287 H	Gardner-Webb	3 1	284 A	Charleston So.	3 1	287 H	Gardner-Webb	3 1

Non-Div. I Games:

High Point

RPI	S	Opponent	Score	
301	A	Presbyterian	3	0
301	H	Presbyterian	3	0

High Point

H
i
g
h
P
o
i
n
t

H
i
g
h
P
o
i
n
t

Average RPI Win: 220		WON-LOST RECORD		WINNING PCT. RANK		LAST 10 GAMES		STRENGTH OF SCHEDULE		OPP. STRENGTH OF SCHEDULE		TEAM RPI		ADJ RPI		CONF. RPI		ADJ CONF. RPI	
Average RPI Loss: 115																			
DIV. I ONLY		23- 8		.74194 47		6- 2		226		208		110		.53941 110		25		25	
DIV. I NON-CONF.		8- 5		.61538 118		0- 1		158		102		116		.53333 117		22		22	
TOTALS		RPI 1-25		RPI 26-50		W-L RECORDS		RPI 51-100		RPI 101-150		RPI 150+							
23- 8		0- 2		0- 0		OVERALL		4- 2		0- 2		19- 2							
14- 1		0- 0		0- 0		HOME		3- 0		0- 1		11- 0							
7- 5		0- 0		0- 0		AWAY		1- 2		0- 1		6- 2							
2- 2		0- 2		0- 0		NEUTRAL		0- 0		0- 0		2- 0							
8- 5		0- 2		0- 0		NON-CONFERENCE		2- 1		0- 2		6- 0							
4- 1		0- 0		0- 0		HOME		1- 0		0- 1		3- 0							
2- 2		0- 0		0- 0		AWAY		1- 1		0- 1		1- 0							
2- 2		0- 2		0- 0		NEUTRAL		0- 0		0- 0		2- 0							
15- 3		0- 0		0- 0		CONFERENCE		2- 1		0- 0		13- 2							
10- 0		0- 0		0- 0		HOME		2- 0		0- 0		8- 0							
5- 3		0- 0		0- 0		AWAY		0- 1		0- 0		5- 2							
0- 0		0- 0		0- 0		NEUTRAL		0- 0		0- 0		0- 0							
RPI S	Opponent	Score		RPI S	Opponent	Score		RPI S	Opponent	Score		RPI S	Opponent	Score					
10 N	Florida	0	3					62 H	Loyola Marymount	3	1	137 H	Utah St.	1	3				
15 N	Michigan St.	0	3					71 A	Long Beach St.	1	3	142 A	Northern Colo.	1	3				
								83 A	San Diego St.	3	2	186 A	IUPUI	3	1				
								95 A	South Dakota	2	3	186 H	IUPUI	3	2				
								95 H	South Dakota	3	1	196 A	LIU Brooklyn	3	0				
								95 H	South Dakota	3	0	203 A	North Dakota St.	3	2				
												203 H	North Dakota St.	3	2				
												221 A	Oral Roberts	2	3				
												221 H	Oral Roberts	3	0				
												221 H	Oral Roberts	3	0				
												225 N	Marist	3	0				
												232 A	Fort Wayne	0	3				
												232 H	Fort Wayne	3	1				
												233 H	Georgetown	3	0				
												259 H	Montana St.	3	0				
												265 A	Omaha	3	1				
												265 H	Omaha	3	0				
												292 H	Southern Utah	3	0				
												297 A	South Dakota St.	3	0				
												297 H	South Dakota St.	3	0				
												304 N	NJIT	3	0				
												318 A	Western Ill.	3	0				
												318 H	Western Ill.	3	0				
				LAST 10 GAMES															
				95 H	South Dakota	3	1	265 H	Omaha	3	0								
				221 H	Oral Roberts	3	0	221 H	Oral Roberts	3	0								
				71 A	Long Beach St.	1	3	186 H	IUPUI	3	2								
				203 A	North Dakota St.	3	2	232 H	Fort Wayne	3	1								
				95 A	South Dakota	2	3	318 A	Western Ill.	3	0								

Non-Div. I Games:

Denver

Average RPI Win:		220	WON-LOST RECORD		WINNING PCT. RANK		LAST 10 GAMES		STRENGTH OF SCHEDULE		OPP. STRENGTH OF SCHEDULE		TEAM RPI		ADJ RPI		CONF. RPI		ADJ CONF. RPI								
Average RPI Loss:		83																									
DIV. I ONLY			22- 8		.73333 51		7- 3		238		153		111		.53917 111		14		14								
DIV. I NON-CONF.			11- 4		.73333 65		0- 0		225		153		113		.53512 113		16		16								
TOTALS		RPI 1-25		RPI 26-50		W-L RECORDS		RPI 51-100		RPI 101-150		RPI 150+															
22- 8		0- 2		0- 0		OVERALL		1- 3		4- 2		17- 1															
7- 1		0- 1		0- 0		HOME		1- 0		1- 0		5- 0															
9- 5		0- 1		0- 0		AWAY		0- 3		3- 1		6- 0															
6- 2		0- 0		0- 0		NEUTRAL		0- 0		0- 1		6- 1															
11- 4		0- 1		0- 0		NON-CONFERENCE		0- 1		4- 1		7- 1															
1- 0		0- 0		0- 0		HOME		0- 0		1- 0		0- 0															
4- 2		0- 1		0- 0		AWAY		0- 1		3- 0		1- 0															
6- 2		0- 0		0- 0		NEUTRAL		0- 0		0- 1		6- 1															
11- 4		0- 1		0- 0		CONFERENCE		1- 2		0- 1		10- 0															
6- 1		0- 1		0- 0		HOME		1- 0		0- 0		5- 0															
5- 3		0- 0		0- 0		AWAY		0- 2		0- 1		5- 0															
0- 0		0- 0		0- 0		NEUTRAL		0- 0		0- 0		0- 0															
RPI	S	Opponent		Score		RPI	S	Opponent		Score		RPI	S	Opponent		Score											
10	A	Florida		1	3							63	H	UTSA		3	2	103	A	Southern Miss.		0	3				
14	H	Western Ky.		0	3							65	A	Rice		0	3	107	N	Northern Ky.		1	3				
												65	A	Rice		0	3	117	A	Bowling Green		3	0				
												68	A	Indiana		1	3	133	H	Ohio		3	2				
																		145	A	Toledo		3	0				
																		149	A	West Virginia		3	2				
																		178	H	Fla. Atlantic		3	1				
																		187	A	North Texas		3	2				
																		205	N	Florida A&M		3	0				
																		213	H	UTEP		3	0				
																		224	N	Jacksonville		3	0				
																		229	N	Indiana St.		2	3				
																		232	N	Fort Wayne		3	0				
																		234	A	FIU		3	1				
																		234	H	FIU		3	0				
																		254	N	Evansville		3	0				
																		257	A	Louisiana Tech		3	1				
																		270	N	Morehead St.		3	1				
																		277	A	UAB		3	1				
																		278	H	Middle Tenn.		3	0				
																		283	A	Charlotte		3	2				
																		283	H	Charlotte		3	0				
																		296	A	Stetson		3	0				
																		321	N	Saint Francis (PA)		3	0				
						LAST 10 GAMES																					
						65 A Rice						0	3	178 H Fla. Atlantic						3	1						
						277 A UAB						3	1	14 H Western Ky.						0	3						
						213 H UTEP						3	0	234 A FIU						3	1						
						283 A Charlotte						3	2	257 A Louisiana Tech						3	1						
						187 A North Texas						3	2	65 A Rice						0	3						

Non-Div. I Games:

Marshall

Average RPI Win:	197	WON-LOST RECORD	WINNING PCT. RANK	LAST 10 GAMES	STRENGTH OF SCHEDULE	OPP. STRENGTH OF SCHEDULE	TEAM RPI	ADJ RPI	CONF. RPI	ADJ CONF. RPI	
DIV. I ONLY	20- 12	.625	94	9- 1	138	155	106	.53894	112	19	19
DIV. I NON-CONF.	6- 8	.42857	207	0- 0	126	84	162	.49928	161	17	17
<hr/>											
TOTALS	RPI 1-25	RPI 26-50		W-L RECORDS	RPI 51-100		RPI 101-150		RPI 150+		
20- 12	0- 0	0- 2		OVERALL	1- 7		6- 1		13- 2		
9- 3	0- 0	0- 0		HOME	1- 2		2- 1		6- 0		
8- 5	0- 0	0- 1		AWAY	0- 3		3- 0		5- 1		
3- 4	0- 0	0- 1		NEUTRAL	0- 2		1- 0		2- 1		
<hr/>											
6- 8	0- 0	0- 2		NON-CONFERENCE	0- 4		1- 1		5- 1		
1- 3	0- 0	0- 0		HOME	0- 2		0- 1		1- 0		
3- 2	0- 0	0- 1		AWAY	0- 1		0- 0		3- 0		
2- 3	0- 0	0- 1		NEUTRAL	0- 1		1- 0		1- 1		
<hr/>											
14- 4	0- 0	0- 0		CONFERENCE	1- 3		5- 0		8- 1		
8- 0	0- 0	0- 0		HOME	1- 0		2- 0		5- 0		
5- 3	0- 0	0- 0		AWAY	0- 2		3- 0		2- 1		
1- 1	0- 0	0- 0		NEUTRAL	0- 1		0- 0		1- 0		
<hr/>											
RPI S	Opponent	Score	RPI S	Opponent	Score	RPI S	Opponent	Score	RPI S	Opponent	Score
33 A	UNLV	1 3	54 H	Cal Poly	0 3	130 A	Idaho St.	3 2	33 A	UNLV	1 3
36 N	Arizona	0 3	57 N	Hofstra	1 3	130 H	Idaho St.	3 1	36 N	Arizona	0 3
			79 A	New Mexico St.	2 3	135 N	Sam Houston St.	3 2			
			85 H	Nevada	1 3	142 A	Northern Colo.	3 1			
			92 A	Northern Ariz.	0 3	143 H	UC Davis	0 3			
			92 H	Northern Ariz.	3 0	146 A	Portland St.	3 1			
			92 N	Northern Ariz.	1 3	146 H	Portland St.	3 1			
			98 A	North Dakota	2 3	151 N	CSUN	0 3			
						160 A	CSU Bakersfield	3 0			
						164 A	UT Arlington	3 1			
						200 H	Eastern Wash.	3 0			
						200 N	Eastern Wash.	3 2			
						204 H	Idaho	3 0			
						213 A	UTEP	3 0			
						219 A	Weber St.	3 1			
						219 H	Weber St.	3 0			
						259 A	Montana St.	3 1			
						276 H	Montana	3 0			
						292 A	Southern Utah	2 3			
						292 H	Southern Utah	3 0			
						294 H	Grand Canyon	3 0			
						314 N	Ark.-Pine Bluff	3 0			
<hr/>											
LAST 10 GAMES											
92 N	Northern Ariz.	1 3	200 N	Eastern Wash.	3 2						
219 H	Weber St.	3 0	292 H	Southern Utah	3 0						
130 H	Idaho St.	3 1	92 H	Northern Ariz.	3 0						
146 H	Portland St.	3 1	200 H	Eastern Wash.	3 0						
259 A	Montana St.	3 1	204 H	Idaho	3 0						

Non-Div. I Games:

Sacramento St.

Average RPI Win:	186	WON-LOST	WINNING	LAST 10	STRENGTH OF	OPP. STRENGTH	TEAM	ADJ	CONF.	ADJ CONF.	
Average RPI Loss:	84	RECORD	PCT. RANK	GAMES	SCHEDULE	OF SCHEDULE	RPI	RPI	RPI	RPI	
DIV. I ONLY	19- 13	.59375	111	4- 6	143	97	115	.53832	113	6	6
DIV. I NON-CONF.	9- 3	.75	50	0- 0	277	184	145	.51463	145	9	10
<hr/>											
TOTALS	RPI 1-25	RPI 26-50		W-L RECORDS		RPI 51-100		RPI 101-150		RPI 150+	
19- 13	0- 0	1- 5		OVERALL		2- 4		3- 2		13- 2	
11- 5	0- 0	0- 3		HOME		1- 2		2- 0		8- 0	
6- 7	0- 0	1- 2		AWAY		1- 2		1- 1		3- 2	
2- 1	0- 0	0- 0		NEUTRAL		0- 0		0- 1		2- 0	
<hr/>											
9- 3	0- 0	0- 0		NON-CONFERENCE		0- 0		1- 2		8- 1	
6- 0	0- 0	0- 0		HOME		0- 0		1- 0		5- 0	
1- 2	0- 0	0- 0		AWAY		0- 0		0- 1		1- 1	
2- 1	0- 0	0- 0		NEUTRAL		0- 0		0- 1		2- 0	
<hr/>											
10- 10	0- 0	1- 5		CONFERENCE		2- 4		2- 0		5- 1	
5- 5	0- 0	0- 3		HOME		1- 2		1- 0		3- 0	
5- 5	0- 0	1- 2		AWAY		1- 2		1- 0		2- 1	
0- 0	0- 0	0- 0		NEUTRAL		0- 0		0- 0		0- 0	
<hr/>											
RPI S	Opponent	Score	RPI S	Opponent	Score	RPI S	Opponent	Score	RPI S	Opponent	Score
			30 A	SMU	0 3	61 A	UCF	0 3	124 A	UConn	3 2
			30 H	SMU	1 3	61 H	UCF	0 3	124 H	UConn	3 0
			38 A	Cincinnati	0 3	76 A	Tulsa	2 3	131 N	Albany (NY)	1 3
			38 H	Cincinnati	0 3	76 H	Tulsa	3 1	132 H	New Mexico	3 1
			47 A	Temple	3 0	90 A	Tulane	3 2	134 A	DePaul	2 3
			47 H	Temple	0 3	90 H	Tulane	1 3	171 A	Memphis	2 3
									171 H	Memphis	3 1
									176 N	Campbell	3 0
									181 A	Ill.-Chicago	2 3
									191 H	Wright St.	3 0
									193 A	East Carolina	3 0
									193 H	East Carolina	3 1
									196 H	LIU Brooklyn	3 0
									197 N	Mercer	3 1
									245 A	Houston	3 0
									245 H	Houston	3 1
									264 H	Western Caro.	3 0
									283 A	Charlotte	3 0
									296 H	Stetson	3 0
									296 H	Stetson	3 0
			LAST 10 GAMES								
			90 A	Tulane	3 2	76 A	Tulsa	2 3			
			245 A	Houston	3 0	171 A	Memphis	2 3			
			47 H	Temple	0 3	61 H	UCF	0 3			
			124 H	UConn	3 0	38 H	Cincinnati	0 3			
			30 A	SMU	0 3	193 H	East Carolina	3 1			

Non-Div. I Games:

South Fla.

Average RPI Win:	227	WON-LOST RECORD	WINNING PCT. RANK	LAST 10 GAMES	STRENGTH OF SCHEDULE	OPP. STRENGTH OF SCHEDULE	TEAM RPI	ADJ RPI	CONF. RPI	ADJ CONF. RPI		
DIV. I ONLY		18- 11	.62069	98	7- 3	140	191	116	.53794	114	16	16
DIV. I NON-CONF.		6- 8	.42857	207	0- 0	136	170	181	.48761	181	18	18

TOTALS	RPI 1-25	RPI 26-50		W-L RECORDS		RPI 51-100		RPI 101-150		RPI 150+		
18- 11	0- 1	0- 2		OVERALL		2- 5		0- 1		16- 2		
7- 3	0- 1	0- 1		HOME		1- 1		0- 0		6- 0		
7- 4	0- 0	0- 1		AWAY		1- 2		0- 1		6- 0		
4- 4	0- 0	0- 0		NEUTRAL		0- 2		0- 0		4- 2		
6- 8	0- 1	0- 2		NON-CONFERENCE		0- 2		0- 1		6- 2		
1- 2	0- 1	0- 1		HOME		0- 0		0- 0		1- 0		
1- 3	0- 0	0- 1		AWAY		0- 1		0- 1		1- 0		
4- 3	0- 0	0- 0		NEUTRAL		0- 1		0- 0		4- 2		
12- 3	0- 0	0- 0		CONFERENCE		2- 3		0- 0		10- 0		
6- 1	0- 0	0- 0		HOME		1- 1		0- 0		5- 0		
6- 1	0- 0	0- 0		AWAY		1- 1		0- 0		5- 0		
0- 1	0- 0	0- 0		NEUTRAL		0- 1		0- 0		0- 0		
RPI S	Opponent	Score	RPI S	Opponent	Score	RPI S	Opponent	Score	RPI S	Opponent	Score	
9	H Missouri	2 3	39	H Pittsburgh	0 3	52	A Lipscomb	3 2	115	A Auburn	2 3	
			49	A Georgia Tech	2 3	52	H Lipscomb	0 3	158	A North Florida	3 1	
						58	A FGCU	2 3	158	H North Florida	3 0	
						58	H FGCU	3 1	169	N SFA	1 3	
						58	N FGCU	2 3	170	H Liberty	3 1	
						76	N Tulsa	1 3	188	N Georgia	0 3	
						82	A Texas St.	0 3	222	A USC Upstate	3 2	
									222	H USC Upstate	3 0	
									224	A Jacksonville	3 2	
									224	H Jacksonville	3 0	
									248	N Georgia St.	3 1	
									254	N Evansville	3 0	
									286	N La.-Monroe	3 0	
									291	A Jacksonville St.	3 1	
									296	A Stetson	3 0	
									296	H Stetson	3 0	
									304	A NJIT	3 1	
									304	H NJIT	3 0	
									316	N Nicholls St.	3 0	

LAST 10 GAMES												
			58	N FGCU	2 3	222	A USC Upstate	3 2				
			224	H Jacksonville	3 0	304	A NJIT	3 1				
			158	H North Florida	3 0	52	H Lipscomb	0 3				
			58	A FGCU	2 3	304	H NJIT	3 0				
			296	A Stetson	3 0	222	H USC Upstate	3 0				

Non-Div. I Games:

Kennesaw St.

Average RPI Win: 152		WON-LOST	WINNING	LAST 10	STRENGTH OF		OPP. STRENGTH	TEAM	ADJ	CONF.	ADJ CONF.		
Average RPI Loss: 74		RECORD	PCT. RANK	GAMES	SCHEDULE		OF SCHEDULE	RPI	RPI	RPI	RPI		
DIV. I ONLY		15- 16	.48387	183	4- 6		68	48	114	.53769	115	4	4
DIV. I NON-CONF.		6- 7	.46154	192	0- 0		139	80	156	.50198	156	4	4
<hr/>													
TOTALS		RPI 1-25	RPI 26-50		W-L RECORDS		RPI 51-100		RPI 101-150		RPI 150+		
15- 16		0- 7	0- 2		OVERALL		3- 3		2- 1		10- 3		
9- 7		0- 3	0- 2		HOME		2- 1		2- 0		5- 1		
4- 8		0- 4	0- 0		AWAY		1- 2		0- 0		3- 2		
2- 1		0- 0	0- 0		NEUTRAL		0- 0		0- 1		2- 0		
6- 7		0- 1	0- 2		NON-CONFERENCE		0- 1		1- 1		5- 2		
3- 4		0- 0	0- 2		HOME		0- 1		1- 0		2- 1		
1- 2		0- 1	0- 0		AWAY		0- 0		0- 0		1- 1		
2- 1		0- 0	0- 0		NEUTRAL		0- 0		0- 1		2- 0		
9- 9		0- 6	0- 0		CONFERENCE		3- 2		1- 0		5- 1		
6- 3		0- 3	0- 0		HOME		2- 0		1- 0		3- 0		
3- 6		0- 3	0- 0		AWAY		1- 2		0- 0		2- 1		
0- 0		0- 0	0- 0		NEUTRAL		0- 0		0- 0		0- 0		
RPI	S	Opponent	Score		RPI	S	Opponent	Score		RPI	S	Opponent	Score
9	A	Missouri	1	3	40	H	Miami (OH)	2	3	108	H	South Carolina	3 0
9	H	Missouri	0	3	49	H	Georgia Tech	1	3	114	H	Kennesaw St.	3 2
10	A	Florida	1	3						126	N	Santa Clara	1 3
13	A	Michigan	0	3						152	A	Arkansas	3 1
19	H	Kentucky	2	3						153	H	LSU	3 2
25	A	Texas A&M	0	3						155	A	Louisville	3 2
25	H	Texas A&M	1	3						163	A	Mississippi St.	1 3
										163	H	Mississippi St.	3 2
										171	H	Memphis	3 0
										172	N	Colgate	3 1
										188	A	Georgia	3 1
										188	H	Georgia	3 0
										216	H	Furman	1 3
										224	H	Jacksonville	3 0
										250	N	Stony Brook	3 0
										251	A	Eastern Mich.	1 3
LAST 10 GAMES													
		25 H Texas A&M	1	3			91 H Ole Miss	3	2				
		10 A Florida	1	3			19 H Kentucky	2	3				
		108 H South Carolina	3	0			84 A Tennessee	0	3				
		9 A Missouri	1	3			152 A Arkansas	3	1				
		53 A Alabama	2	3			91 A Ole Miss	3	2				

Non-Div. I Games:

Auburn

Average RPI Win: 174		WON-LOST	WINNING	LAST 10	STRENGTH OF		OPP. STRENGTH	TEAM	ADJ	CONF.	ADJ CONF.
Average RPI Loss: 113		RECORD	PCT. RANK	GAMES	SCHEDULE		OF SCHEDULE	RPI	RPI	RPI	RPI
DIV. I ONLY		19- 13	.59375	111	5- 5		145	116	118	.53614	116
DIV. I NON-CONF.		8- 6	.57143	138	0- 0		223	116	167	.49715	166
TOTALS		RPI 1-25	RPI 26-50		W-L RECORDS		RPI 51-100		RPI 101-150		RPI 150+
19- 13	0- 0	1- 3		OVERALL		2- 2		6- 4		10- 4	
7- 2	0- 0	0- 1		HOME		1- 0		2- 0		4- 1	
6- 7	0- 0	1- 1		AWAY		1- 2		1- 2		3- 2	
6- 4	0- 0	0- 1		NEUTRAL		0- 0		3- 2		3- 1	
8- 6	0- 0	0- 1		NON-CONFERENCE		0- 2		3- 2		5- 1	
1- 0	0- 0	0- 0		HOME		0- 0		0- 0		1- 0	
2- 2	0- 0	0- 0		AWAY		0- 2		1- 0		1- 0	
5- 4	0- 0	0- 1		NEUTRAL		0- 0		2- 2		3- 1	
11- 7	0- 0	1- 2		CONFERENCE		2- 0		3- 2		5- 3	
6- 2	0- 0	0- 1		HOME		1- 0		2- 0		3- 1	
4- 5	0- 0	1- 1		AWAY		1- 0		0- 2		2- 2	
1- 0	0- 0	0- 0		NEUTRAL		0- 0		1- 0		0- 0	
RPI S	Opponent	Score	RPI S	Opponent	Score	RPI S	Opponent	Score	RPI S	Opponent	Score
			37 A	Cleveland St.	3 2	65 A	Rice	0 3	107 A	Northern Ky.	0 3
			37 A	Cleveland St.	2 3	70 A	Iowa	0 3	107 H	Northern Ky.	3 1
			37 H	Cleveland St.	0 3	75 A	Green Bay	3 2	117 A	Bowling Green	3 0
			48 N	Southern California	0 3	75 H	Green Bay	3 0	120 N	Butler	3 2
									121 N	Arizona St.	2 3
									135 N	Sam Houston St.	2 3
									147 A	Milwaukee	0 3
									147 H	Milwaukee	3 2
									147 N	Milwaukee	3 2
									148 N	VCU	3 0
									155 N	Louisville	1 3
									181 A	Ill.-Chicago	2 3
									181 H	Ill.-Chicago	3 2
									184 A	Valparaiso	1 3
									184 H	Valparaiso	0 3
									189 H	Western Mich.	3 0
									191 A	Wright St.	3 1
									191 H	Wright St.	3 0
									201 N	Cornell	3 1
									214 A	Youngstown St.	3 2
									214 H	Youngstown St.	3 0
									307 N	Buffalo	3 0
									318 N	Western Ill.	3 2
									319 A	Bucknell	3 0
LAST 10 GAMES											
			37 A	Cleveland St.	2 3	214 H	Youngstown St.	3 0			
			147 N	Milwaukee	3 2	191 H	Wright St.	3 0			
			147 A	Milwaukee	0 3	107 H	Northern Ky.	3 1			
			184 A	Valparaiso	1 3	181 A	Ill.-Chicago	2 3			
			37 H	Cleveland St.	0 3	75 A	Green Bay	3 2			

Non-Div. I Games:

Oakland

Average RPI Win: 217		WON-LOST	WINNING	LAST 10	STRENGTH OF		OPP. STRENGTH	TEAM	ADJ	CONF.	ADJ CONF.
Average RPI Loss: 103		RECORD	PCT. RANK	GAMES	SCHEDULE		OF SCHEDULE	RPI	RPI	RPI	RPI
DIV. I ONLY		21- 10	.67742	73	6- 4		185	196	117	.53585	117
DIV. I NON-CONF.		10- 3	.76923	45	0- 0		156	217	81	.56329	81
TOTALS		RPI 1-25	RPI 26-50		W-L RECORDS		RPI 51-100		RPI 101-150		RPI 150+
21- 10	0- 0	0- 3		OVERALL		0- 1		4- 4		17- 2	
9- 6	0- 0	0- 1		HOME		0- 0		3- 3		6- 2	
7- 3	0- 0	0- 1		AWAY		0- 1		0- 1		7- 0	
5- 1	0- 0	0- 1		NEUTRAL		0- 0		1- 0		4- 0	
10- 3	0- 0	0- 0		NON-CONFERENCE		0- 0		3- 2		7- 1	
4- 3	0- 0	0- 0		HOME		0- 0		2- 2		2- 1	
2- 0	0- 0	0- 0		AWAY		0- 0		0- 0		2- 0	
4- 0	0- 0	0- 0		NEUTRAL		0- 0		1- 0		3- 0	
11- 7	0- 0	0- 3		CONFERENCE		0- 1		1- 2		10- 1	
5- 3	0- 0	0- 1		HOME		0- 0		1- 1		4- 1	
5- 3	0- 0	0- 1		AWAY		0- 1		0- 1		5- 0	
1- 1	0- 0	0- 1		NEUTRAL		0- 0		0- 0		1- 0	
RPI S	Opponent	Score	RPI S	Opponent	Score	RPI S	Opponent	Score	RPI S	Opponent	Score
			40 A	Miami (OH)	0 3	51 A	Northern Ill.	1 3	101 N	SIUE	3 0
			40 H	Miami (OH)	0 3				107 H	Northern Ky.	3 0
			40 N	Miami (OH)	1 3				111 H	Marshall	0 3
									116 H	Oakland	0 3
									133 A	Ohio	2 3
									133 H	Ohio	0 3
									145 H	Toledo	3 1
									148 H	VCU	3 0
									155 H	Louisville	2 3
									181 A	Ill.-Chicago	3 0
									184 H	Valparaiso	3 0
									185 N	Drake	3 1
									189 H	Western Mich.	3 0
									189 N	Western Mich.	3 1
									198 A	Kent St.	3 1
									198 H	Kent St.	3 1
									210 H	Ball St.	0 3
									218 A	Central Mich.	3 0
									232 H	Fort Wayne	3 0
									251 A	Eastern Mich.	3 0
									257 N	Louisiana Tech	3 2
									280 N	UMass Lowell	3 0
			40 N	Miami (OH)	1 3	198 A	Kent St.	3 1	289 A	Akron	3 1
			189 N	Western Mich.	3 1	189 H	Western Mich.	3 0	289 H	Akron	3 0
			289 H	Akron	3 0	40 A	Miami (OH)	0 3	307 A	Buffalo	3 0
			307 H	Buffalo	3 0	145 H	Toledo	3 1	307 H	Buffalo	3 0
			133 A	Ohio	2 3	210 H	Ball St.	0 3	309 A	Eastern Ill.	3 2
			LAST 10 GAMES								

Non-Div. I Games:

Bowling Green

Average RPI Win: 247		WON-LOST	WINNING	LAST 10	STRENGTH OF		OPP. STRENGTH	TEAM	ADJ	CONF.	ADJ CONF.
Average RPI Loss: 159		RECORD	PCT. RANK	GAMES	SCHEDULE		OF SCHEDULE	RPI	RPI	RPI	RPI
DIV. I ONLY		24- 6	.8	25	8- 2		262	276	112	.53571	118
DIV. I NON-CONF.		9- 3	.75	50	0- 0		301	285	173	.4887	177
TOTALS		RPI 1-25	RPI 26-50		W-L RECORDS		RPI 51-100		RPI 101-150		RPI 150+
24- 6	0- 0	0- 0		OVERALL		0- 0		2- 3		22- 3	
11- 0	0- 0	0- 0		HOME		0- 0		1- 0		10- 0	
8- 5	0- 0	0- 0		AWAY		0- 0		0- 2		8- 3	
5- 1	0- 0	0- 0		NEUTRAL		0- 0		1- 1		4- 0	
9- 3	0- 0	0- 0		NON-CONFERENCE		0- 0		1- 1		8- 2	
3- 0	0- 0	0- 0		HOME		0- 0		0- 0		3- 0	
2- 3	0- 0	0- 0		AWAY		0- 0		0- 1		2- 2	
4- 0	0- 0	0- 0		NEUTRAL		0- 0		1- 0		3- 0	
15- 3	0- 0	0- 0		CONFERENCE		0- 0		1- 2		14- 1	
8- 0	0- 0	0- 0		HOME		0- 0		1- 0		7- 0	
6- 2	0- 0	0- 0		AWAY		0- 0		0- 1		6- 1	
1- 1	0- 0	0- 0		NEUTRAL		0- 0		0- 1		1- 0	
RPI S	Opponent	Score	RPI S	Opponent	Score	RPI S	Opponent	Score	RPI S	Opponent	Score
									109 A	High Point	1 3
									109 H	High Point	3 0
									109 N	High Point	1 3
									129 A	Samford	0 3
									133 N	Ohio	3 0
									157 A	UNCG	1 3
									168 A	Virginia Tech	1 3
									170 A	Liberty	3 1
									170 H	Liberty	3 2
									176 A	Campbell	3 1
									176 H	Campbell	3 1
									176 N	Campbell	3 1
									234 H	Wake Forest	3 2
									244 A	Winthrop	3 0
									244 H	Winthrop	3 0
									258 A	UNC Asheville	3 1
									258 H	UNC Asheville	3 2
									277 A	UAB	3 0
									284 A	Charleston So.	1 3
									284 H	Charleston So.	3 0
									287 A	Gardner-Webb	3 0
									287 H	Gardner-Webb	3 1
									290 N	Tennessee Tech	3 0
									293 N	Southeast Mo. St.	3 0
									301 A	Presbyterian	3 0
									301 H	Presbyterian	3 1
									308 H	St. Francis Brooklyn	3 0
LAST 10 GAMES			LAST 10 GAMES			LAST 10 GAMES			LAST 10 GAMES		
			109 N	High Point	1 3		109 A	High Point	1 3		
			176 N	Campbell	3 1		258 H	UNC Asheville	3 2		
			284 H	Charleston So.	3 0		170 A	Liberty	3 1		
			301 H	Presbyterian	3 1		244 A	Winthrop	3 0		
			176 H	Campbell	3 1		287 A	Gardner-Webb	3 0		

Non-Div. I Games:

Radford

RPI	S	Opponent	Score	
310	A	N.C. A&T	3	2
311	N	Hampton	3	0
320	H	Norfolk St.	3	0

Radford

R
a
d
f
o
r
d

R
a
d
f
o
r
d

Average RPI Win:	263	WON-LOST	WINNING	LAST 10	STRENGTH OF	OPP. STRENGTH	TEAM	ADJ	CONF.	ADJ CONF.	
Average RPI Loss:	138	RECORD	PCT. RANK	GAMES	SCHEDULE	OF SCHEDULE	RPI	RPI	RPI	RPI	
DIV. I ONLY	28- 5	.84848	12	10- 0	292	293	120	.5355	119	30	30
DIV. I NON-CONF.	8- 5	.61538	118	1- 0	235	155	155	.5035	152	31	31
<hr/>											
TOTALS	RPI 1-25	RPI 26-50	W-L RECORDS		RPI 51-100	RPI 101-150		RPI 150+			
28- 5	0- 0	1- 0	OVERALL		0- 1	0- 2		27- 2			
13- 2	0- 0	1- 0	HOME		0- 1	0- 0		12- 1			
11- 1	0- 0	0- 0	AWAY		0- 0	0- 1		11- 0			
4- 2	0- 0	0- 0	NEUTRAL		0- 0	0- 1		4- 1			
<hr/>											
8- 5	0- 0	1- 0	NON-CONFERENCE		0- 1	0- 2		7- 2			
2- 2	0- 0	1- 0	HOME		0- 1	0- 0		1- 1			
2- 1	0- 0	0- 0	AWAY		0- 0	0- 1		2- 0			
4- 2	0- 0	0- 0	NEUTRAL		0- 0	0- 1		4- 1			
<hr/>											
20- 0	0- 0	0- 0	CONFERENCE		0- 0	0- 0		20- 0			
11- 0	0- 0	0- 0	HOME		0- 0	0- 0		11- 0			
9- 0	0- 0	0- 0	AWAY		0- 0	0- 0		9- 0			
0- 0	0- 0	0- 0	NEUTRAL		0- 0	0- 0		0- 0			
<hr/>											
RPI S	Opponent	Score	RPI S	Opponent	Score	RPI S	Opponent	Score	RPI S	Opponent	Score
			50 H	James Madison	3 1	72 H	Villanova	0 3	121 N	Arizona St.	0 3
									132 A	New Mexico	0 3
									161 H	Sacred Heart	0 3
									174 H	St. John's (NY)	3 2
									204 N	Idaho	1 3
									225 A	Marist	3 1
									225 H	Marist	3 0
									228 N	Bryant	3 0
									241 N	Abilene Christian	3 0
									250 A	Stony Brook	3 2
									252 A	Quinnipiac	3 0
									252 H	Quinnipiac	3 0
									252 H	Quinnipiac	3 1
									256 A	Holy Cross	3 0
									260 N	Brown	3 0
									269 A	Rider	3 1
									269 H	Rider	3 0
									271 A	Siena	3 1
									271 H	Siena	3 1
									271 H	Siena	3 0
									275 A	Niagara	3 2
									275 H	Niagara	3 0
			LAST 10 GAMES						280 N	UMass Lowell	3 1
			252 H	Quinnipiac	3 0	317 A	Canisius	3 0	299 A	Manhattan	3 1
			271 H	Siena	3 1	331 H	Saint Peter's	3 0	299 H	Manhattan	3 0
			252 H	Quinnipiac	3 1	269 H	Rider	3 0	315 A	Iona	3 0
			250 A	Stony Brook	3 2	299 A	Manhattan	3 1	315 H	Iona	3 0
			275 A	Niagara	3 2	315 A	Iona	3 0			

Non-Div. I Games:

Fairfield

RPI	S	Opponent	Score	
317	A	Canisius	3	0
317	H	Canisius	3	0
331	A	Saint Peter's	3	0
331	H	Saint Peter's	3	0

Fairfield

F
a
i
r
f
i
e
l
d

F
a
i
r
f
i
e
l
d

Average RPI Win: 180		WON-LOST RECORD		WINNING PCT. RANK		LAST 10 GAMES		STRENGTH OF SCHEDULE		OPP. STRENGTH OF SCHEDULE		TEAM RPI		ADJ RPI		CONF. RPI		ADJ CONF. RPI	
Average RPI Loss: 74																			
DIV. I ONLY		20- 14		.58824 116		6- 4		153		84		119		.53463 120		9		9	
DIV. I NON-CONF.		11- 5		.6875 84		0- 0		182		88		104		.54218 105		8		8	
TOTALS		RPI 1-25		RPI 26-50		W-L RECORDS		RPI 51-100		RPI 101-150		RPI 150+							
20- 14		0- 2		0- 4		OVERALL		4- 3		3- 5		13- 0							
11- 5		0- 1		0- 2		HOME		2- 1		2- 1		7- 0							
7- 6		0- 1		0- 2		AWAY		2- 1		0- 2		5- 0							
2- 3		0- 0		0- 0		NEUTRAL		0- 1		1- 2		1- 0							
11- 5		0- 0		0- 2		NON-CONFERENCE		2- 1		2- 2		7- 0							
6- 1		0- 0		0- 1		HOME		1- 0		1- 0		4- 0							
3- 1		0- 0		0- 1		AWAY		1- 0		0- 0		2- 0							
2- 3		0- 0		0- 0		NEUTRAL		0- 1		1- 2		1- 0							
9- 9		0- 2		0- 2		CONFERENCE		2- 2		1- 3		6- 0							
5- 4		0- 1		0- 1		HOME		1- 1		1- 1		3- 0							
4- 5		0- 1		0- 1		AWAY		1- 1		0- 2		3- 0							
0- 0		0- 0		0- 0		NEUTRAL		0- 0		0- 0		0- 0							
RPI S	Opponent	Score		RPI S	Opponent	Score		RPI S	Opponent	Score		RPI S	Opponent	Score					
17 A	Creighton	0	3	31 A	Utah	1	3	59 A	Xavier	2	3	107 H	Northern Ky.	3	0				
17 H	Creighton	0	3	36 H	Arizona	0	3	59 H	Xavier	2	3	116 N	Oakland	2	3				
				41 A	Marquette	2	3	70 A	Iowa	3	0	121 N	Arizona St.	2	3				
				41 H	Marquette	1	3	72 A	Villanova	3	0	130 N	Idaho St.	3	1				
								72 H	Villanova	3	1	134 A	DePaul	2	3				
								80 N	Gonzaga	2	3	134 H	DePaul	3	0				
								96 H	Murray St.	3	1	140 A	Seton Hall	2	3				
												140 H	Seton Hall	0	3				
												162 H	Loyola Chicago	3	1				
												174 A	St. John's (NY)	3	1				
												174 H	St. John's (NY)	3	0				
												190 H	Tennessee St.	3	0				
												191 H	Wright St.	3	0				
												210 A	Ball St.	3	0				
												229 H	Indiana St.	3	1				
												233 A	Georgetown	3	2				
												233 H	Georgetown	3	0				
												249 A	Providence	3	1				
												249 H	Providence	3	0				
												309 A	Eastern Ill.	3	2				
												318 N	Western Ill.	3	0				
				LAST 10 GAMES															
				134 H	DePaul	3	0	17 A	Creighton	0	3								
				41 H	Marquette	1	3	59 A	Xavier	2	3								
				72 A	Villanova	3	0	140 H	Seton Hall	0	3								
				233 A	Georgetown	3	2	174 H	St. John's (NY)	3	0								
				249 A	Providence	3	1	233 H	Georgetown	3	0								

Non-Div. I Games:

Butler

Average RPI Win: 133		WON-LOST	WINNING	LAST 10	STRENGTH OF		OPP. STRENGTH	TEAM	ADJ	CONF.	ADJ CONF.
Average RPI Loss: 47		RECORD	PCT. RANK	GAMES	SCHEDULE		OF SCHEDULE	RPI	RPI	RPI	RPI
DIV. I ONLY		12- 20	.375	234	21		33	121	.53446	121	3
DIV. I NON-CONF.		7- 5	.58333	129	65		107	79	.56694	79	2
TOTALS		RPI 1-25	RPI 26-50		W-L RECORDS		RPI 51-100		RPI 101-150		RPI 150+
12- 20		0- 8	1- 7		OVERALL		2- 2		5- 3		4- 0
3- 7		0- 4	1- 2		HOME		1- 0		0- 1		1- 0
3- 11		0- 4	0- 5		AWAY		1- 1		1- 1		1- 0
6- 2		0- 0	0- 0		NEUTRAL		0- 1		4- 1		2- 0
7- 5		0- 0	0- 1		NON-CONFERENCE		1- 2		4- 2		2- 0
0- 0		0- 0	0- 0		HOME		0- 0		0- 0		0- 0
1- 3		0- 0	0- 1		AWAY		1- 1		0- 1		0- 0
6- 2		0- 0	0- 0		NEUTRAL		0- 1		4- 1		2- 0
5- 15		0- 8	1- 6		CONFERENCE		1- 0		1- 1		2- 0
3- 7		0- 4	1- 2		HOME		1- 0		0- 1		1- 0
2- 8		0- 4	0- 4		AWAY		0- 0		1- 0		1- 0
0- 0		0- 0	0- 0		NEUTRAL		0- 0		0- 0		0- 0
RPI S	Opponent	Score	RPI S	Opponent	Score	RPI S	Opponent	Score	RPI S	Opponent	Score
6 A	Washington	0 3	31 A	Utah	2 3	70 A	Iowa	0 3	116 N	Oakland	3 2
6 H	Washington	0 3	32 A	Boise St.	1 3	71 A	Long Beach St.	3 2	119 N	Fairfield	3 0
11 A	Stanford	0 3	36 A	Arizona	1 3	81 H	Colorado	3 1	120 N	Butler	3 2
11 H	Stanford	0 3	36 H	Arizona	3 2	89 N	Pepperdine	0 3	122 A	Oregon St.	3 1
12 A	UCLA	0 3	43 A	Washington St.	1 3				122 H	Oregon St.	0 3
12 H	UCLA	0 3	43 H	Washington St.	0 3				126 N	Santa Clara	3 2
24 A	Oregon	1 3	48 A	Southern California	1 3				132 A	New Mexico	1 3
24 H	Oregon	2 3	48 H	Southern California	0 3				146 N	Portland St.	1 3
									179 A	California	3 1
									179 H	California	3 0
									202 N	Harvard	3 0
									241 N	Abilene Christian	3 0
LAST 10 GAMES											
			36 H	Arizona	3 2	43 A	Washington St.	1 3			
			81 H	Colorado	3 1	12 H	UCLA	0 3			
			179 H	California	3 0	48 H	Southern California	0 3			
			11 H	Stanford	0 3	24 A	Oregon	1 3			
			6 A	Washington	0 3	122 A	Oregon St.	3 1			

Non-Div. I Games:

Arizona St.

Average RPI Win:	143	WON-LOST	WINNING	LAST 10	STRENGTH OF	OPP. STRENGTH	TEAM	ADJ	CONF.	ADJ CONF.	
Average RPI Loss:	43	RECORD	PCT. RANK	GAMES	SCHEDULE	OF SCHEDULE	RPI	RPI	RPI	RPI	
DIV. I ONLY		12- 19	.3871	224	43	28	125	.5316	122	3	3
DIV. I NON-CONF.		7- 4	.63636	109	114	91	92	.55478	92	2	2
<hr/>											
TOTALS	RPI 1-25	RPI 26-50		W-L RECORDS		RPI 51-100		RPI 101-150		RPI 150+	
12- 19	0- 8	2- 6		OVERALL		2- 4		3- 1		5- 0	
4- 9	0- 4	1- 3		HOME		1- 1		1- 1		1- 0	
4- 9	0- 4	1- 3		AWAY		0- 2		1- 0		2- 0	
4- 1	0- 0	0- 0		NEUTRAL		1- 1		1- 0		2- 0	
7- 4	0- 1	0- 0		NON-CONFERENCE		1- 3		2- 0		4- 0	
2- 1	0- 0	0- 0		HOME		0- 1		1- 0		1- 0	
1- 2	0- 1	0- 0		AWAY		0- 1		0- 0		1- 0	
4- 1	0- 0	0- 0		NEUTRAL		1- 1		1- 0		2- 0	
5- 15	0- 7	2- 6		CONFERENCE		1- 1		1- 1		1- 0	
2- 8	0- 4	1- 3		HOME		1- 0		0- 1		0- 0	
3- 7	0- 3	1- 3		AWAY		0- 1		1- 0		1- 0	
0- 0	0- 0	0- 0		NEUTRAL		0- 0		0- 0		0- 0	
RPI S	Opponent	Score	RPI S	Opponent	Score	RPI S	Opponent	Score	RPI S	Opponent	Score
3 A	Nebraska	0 3	31 A	Utah	2 3	74 N	Wyoming	3 0	121 A	Arizona St.	3 0
6 A	Washington	1 3	31 H	Utah	0 3	81 A	Colorado	1 3	121 H	Arizona St.	1 3
6 H	Washington	1 3	36 A	Arizona	0 3	81 H	Colorado	3 2	137 H	Utah St.	3 2
11 H	Stanford	0 3	36 H	Arizona	3 1	87 A	Pacific	2 3	142 N	Northern Colo.	3 0
12 A	UCLA	0 3	43 A	Washington St.	3 1	95 N	South Dakota	1 3	179 A	California	3 2
12 H	UCLA	0 3	43 H	Washington St.	1 3	97 H	Portland	2 3	182 H	Seattle U	3 0
24 A	Oregon	0 3	48 A	Southern California	2 3				204 A	Idaho	3 0
24 H	Oregon	1 3	48 H	Southern California	0 3				223 N	Syracuse	3 0
									290 N	Tennessee Tech	3 0
<hr/>											
LAST 10 GAMES											
24 H Oregon						1 3	31 H Utah		0 3		
179 A California						3 2	6 A Washington		1 3		
48 A Southern California						2 3	43 A Washington St.		3 1		
12 A UCLA						0 3	36 H Arizona		3 1		
81 H Colorado						3 2	121 H Arizona St.		1 3		

Non-Div. I Games:

Oregon St.

U
T
R
G
V

UTRGV

Average RPI Win: 188		WON-LOST	WINNING	LAST 10	STRENGTH OF		OPP. STRENGTH	TEAM	ADJ	CONF.	ADJ CONF.
Average RPI Loss: 78		RECORD	PCT. RANK	GAMES	SCHEDULE		OF SCHEDULE	RPI	RPI	RPI	RPI
DIV. I ONLY		16- 15	.51613	165	3- 7		95	106	122	.53131	124
DIV. I NON-CONF.		9- 2	.81818	33	0- 0		173	210	76	.56813	76
TOTALS		RPI 1-25	RPI 26-50		W-L RECORDS		RPI 51-100		RPI 101-150		RPI 150+
16- 15	0- 0	0- 6		OVERALL		3- 4		1- 4		12- 1	
7- 6	0- 0	0- 3		HOME		2- 2		0- 1		5- 0	
7- 7	0- 0	0- 3		AWAY		1- 2		1- 1		5- 1	
2- 2	0- 0	0- 0		NEUTRAL		0- 0		0- 2		2- 0	
9- 2	0- 0	0- 0		NON-CONFERENCE		1- 0		1- 2		7- 0	
3- 0	0- 0	0- 0		HOME		1- 0		0- 0		2- 0	
4- 0	0- 0	0- 0		AWAY		0- 0		1- 0		3- 0	
2- 2	0- 0	0- 0		NEUTRAL		0- 0		0- 2		2- 0	
7- 13	0- 0	0- 6		CONFERENCE		2- 4		0- 2		5- 1	
4- 6	0- 0	0- 3		HOME		1- 2		0- 1		3- 0	
3- 7	0- 0	0- 3		AWAY		1- 2		0- 1		2- 1	
0- 0	0- 0	0- 0		NEUTRAL		0- 0		0- 0		0- 0	
RPI S	Opponent	Score	RPI S	Opponent	Score	RPI S	Opponent	Score	RPI S	Opponent	Score
			30 A	SMU	1 3	61 A	UCF	1 3	103 N	Southern Miss.	0 3
			30 H	SMU	1 3	61 H	UCF	0 3	113 A	South Fla.	0 3
			38 A	Cincinnati	2 3	76 A	Tulsa	3 0	113 H	South Fla.	2 3
			38 H	Cincinnati	0 3	76 H	Tulsa	2 3	131 N	Albany (NY)	1 3
			47 A	Temple	0 3	90 A	Tulane	1 3	144 A	Army West Point	3 1
			47 H	Temple	2 3	90 H	Tulane	3 1	153 A	LSU	3 0
						99 H	Yale	3 0	171 A	Memphis	3 0
									171 H	Memphis	3 0
									172 A	Colgate	3 1
									174 N	St. John's (NY)	3 2
									193 A	East Carolina	2 3
									193 H	East Carolina	3 1
									223 A	Syracuse	3 1
									237 N	Virginia	3 0
									245 A	Houston	3 1
									245 H	Houston	3 0
									303 H	Loyola Maryland	3 0
									308 H	St. Francis Brooklyn	3 0
LAST 10 GAMES											
			30 H	SMU	1 3	193 H	East Carolina	3 1			
			76 H	Tulsa	2 3	245 A	Houston	3 1			
			61 A	UCF	1 3	90 A	Tulane	1 3			
			113 A	South Fla.	0 3	171 H	Memphis	3 0			
			38 H	Cincinnati	0 3	47 A	Temple	0 3			

Non-Div. I Games:

UConn

Average RPI Win:		206	WON-LOST RECORD		WINNING PCT. RANK		LAST 10 GAMES		STRENGTH OF SCHEDULE		OPP. STRENGTH OF SCHEDULE		TEAM RPI		ADJ RPI		CONF. RPI		ADJ CONF. RPI				
Average RPI Loss:		85																					
DIV. I ONLY			16- 14		.53333 147		7- 3		109		131		129		.53041 125		20		20				
DIV. I NON-CONF.			5- 9		.35714 236		1- 0		54		51		136		.52294 130		14		14				
TOTALS		RPI 1-25		RPI 26-50		W-L RECORDS		RPI 51-100		RPI 101-150		RPI 150+											
16- 14		0- 3		0- 1		OVERALL		1- 4		1- 4		14- 2											
10- 5		0- 0		0- 1		HOME		0- 1		1- 2		9- 1											
4- 5		0- 2		0- 0		AWAY		0- 1		0- 1		4- 1											
2- 4		0- 1		0- 0		NEUTRAL		1- 2		0- 1		1- 0											
5- 9		0- 3		0- 1		NON-CONFERENCE		1- 2		0- 2		4- 1											
4- 4		0- 0		0- 1		HOME		0- 0		0- 2		4- 1											
0- 2		0- 2		0- 0		AWAY		0- 0		0- 0		0- 0											
1- 3		0- 1		0- 0		NEUTRAL		1- 2		0- 0		0- 0											
11- 5		0- 0		0- 0		CONFERENCE		0- 2		1- 2		10- 1											
6- 1		0- 0		0- 0		HOME		0- 1		1- 0		5- 0											
4- 3		0- 0		0- 0		AWAY		0- 1		0- 1		4- 1											
1- 1		0- 0		0- 0		NEUTRAL		0- 0		0- 1		1- 0											
RPI	S	Opponent		Score		RPI	S	Opponent		Score		RPI	S	Opponent		Score							
6	N	Washington		0	3	33	H	UNLV		1	3	51	N	Northern Ill.		3	2	123	A	UTRGV		1	3
7	A	BYU		0	3							54	N	Cal Poly		0	3	123	H	UTRGV		3	2
23	A	Hawaii		0	3							65	N	Rice		0	3	123	N	UTRGV		0	3
												79	A	New Mexico St.		2	3	130	H	Idaho St.		0	3
												79	H	New Mexico St.		2	3	137	H	Utah St.		1	3
																		151	H	CSUN		2	3
																		160	A	CSU Bakersfield		3	2
																		160	H	CSU Bakersfield		3	2
																		160	N	CSU Bakersfield		3	2
																		173	A	UMKC		1	3
																		173	H	UMKC		3	2
																		182	A	Seattle U		3	0
																		182	H	Seattle U		3	1
																		187	H	North Texas		3	2
																		192	H	San Jose St.		3	1
																		219	H	Weber St.		3	2
																		292	H	Southern Utah		3	0
																		294	A	Grand Canyon		3	1
																		294	H	Grand Canyon		3	0
																		312	A	Chicago St.		3	1
																		312	H	Chicago St.		3	0
						LAST 10 GAMES																	
						123	N	UTRGV		0	3	219	H	Weber St.		3	2						
						160	N	CSU Bakersfield		3	2	312	A	Chicago St.		3	1						
						160	H	CSU Bakersfield		3	2	173	A	UMKC		1	3						
						294	H	Grand Canyon		3	0	123	H	UTRGV		3	2						
						182	A	Seattle U		3	0	79	H	New Mexico St.		2	3						

Non-Div. I Games:

Utah Valley

Average RPI Win:	151	WON-LOST RECORD	WINNING PCT. RANK	LAST 10 GAMES	STRENGTH OF SCHEDULE	OPP. STRENGTH OF SCHEDULE	TEAM RPI	ADJ RPI	CONF. RPI	ADJ CONF. RPI			
Average RPI Loss:	72												
DIV. I ONLY	16- 14	.53333	147	4- 6	142	40	127	.53018	126	5	5		
DIV. I NON-CONF.	9- 3	.75	50	0- 0	209	35	90	.55627	89	5	5		
<hr/>													
TOTALS	RPI 1-25	RPI 26-50		W-L RECORDS	RPI 51-100		RPI 101-150		RPI 150+				
16- 14	0- 4	2- 1		OVERALL	4- 6		2- 2		8- 1				
4- 5	0- 2	0- 0		HOME	2- 3		0- 0		2- 0				
6- 7	0- 2	1- 1		AWAY	2- 3		0- 0		3- 1				
6- 2	0- 0	1- 0		NEUTRAL	0- 0		2- 2		3- 0				
<hr/>													
9- 3	0- 0	2- 1		NON-CONFERENCE	0- 0		2- 2		5- 0				
0- 0	0- 0	0- 0		HOME	0- 0		0- 0		0- 0				
3- 1	0- 0	1- 1		AWAY	0- 0		0- 0		2- 0				
6- 2	0- 0	1- 0		NEUTRAL	0- 0		2- 2		3- 0				
<hr/>													
7- 11	0- 4	0- 0		CONFERENCE	4- 6		0- 0		3- 1				
4- 5	0- 2	0- 0		HOME	2- 3		0- 0		2- 0				
3- 6	0- 2	0- 0		AWAY	2- 3		0- 0		1- 1				
0- 0	0- 0	0- 0		NEUTRAL	0- 0		0- 0		0- 0				
<hr/>													
RPI S	Opponent	Score	RPI S	Opponent	Score	RPI S	Opponent	Score	RPI S	Opponent	Score		
7 A	BYU	0 3	32 A	Boise St.	1 3	62 A	Loyola Marymount	3 1	115 N	Auburn	3 1		
7 H	BYU	1 3	41 N	Marquette	3 1	62 H	Loyola Marymount	0 3	121 N	Arizona St.	2 3		
16 A	San Diego	0 3	48 A	Southern California	3 1	80 A	Gonzaga	0 3	143 N	UC Davis	1 3		
16 H	San Diego	0 3				80 H	Gonzaga	3 1	149 N	West Virginia	3 1		
						87 A	Pacific	0 3	155 A	Louisville	3 1		
						87 H	Pacific	2 3	166 A	St. Mary's (CA)	0 3		
						89 A	Pepperdine	1 3	166 H	St. Mary's (CA)	3 0		
						89 H	Pepperdine	3 1	167 N	UC Irvine	3 0		
						97 A	Portland	3 2	179 A	California	3 1		
						97 H	Portland	1 3	250 N	Stony Brook	3 0		
									262 A	San Francisco	3 0		
									262 H	San Francisco	3 0		
									294 N	Grand Canyon	3 0		
<hr/>													
LAST 10 GAMES													
166 H St. Mary's (CA)					3	0	262 H San Francisco					3	0
7 H BYU					1	3	80 H Gonzaga					3	1
16 H San Diego					0	3	97 H Portland					1	3
62 A Loyola Marymount					3	1	166 A St. Mary's (CA)					0	3
89 A Pepperdine					1	3	87 A Pacific					0	3

Non-Div. I Games:

Santa Clara

Average RPI Win:		193	WON-LOST RECORD		WINNING PCT. RANK		LAST 10 GAMES		STRENGTH OF SCHEDULE		OPP. STRENGTH OF SCHEDULE		TEAM RPI		ADJ RPI		CONF. RPI		ADJ CONF. RPI				
DIV. I ONLY			17- 15		.53125 155		4- 6		128		92		133		.53009 127		12		11				
DIV. I NON-CONF.			7- 5		.58333 129		0- 0		145		74		118		.53468 115		11		11				
TOTALS		RPI 1-25		RPI 26-50		W-L RECORDS		RPI 51-100		RPI 101-150		RPI 150+											
17- 15		0- 3		3- 4		OVERALL		1- 5		0- 1		13- 2											
4- 6		0- 1		0- 2		HOME		0- 2		0- 0		4- 1											
6- 5		0- 1		1- 1		AWAY		0- 2		0- 0		5- 1											
7- 4		0- 1		2- 1		NEUTRAL		1- 1		0- 1		4- 0											
7- 5		0- 1		2- 0		NON-CONFERENCE		0- 3		0- 1		5- 0											
0- 1		0- 0		0- 0		HOME		0- 1		0- 0		0- 0											
1- 1		0- 0		0- 0		AWAY		0- 1		0- 0		1- 0											
6- 3		0- 1		2- 0		NEUTRAL		0- 1		0- 1		4- 0											
10- 10		0- 2		1- 4		CONFERENCE		1- 2		0- 0		8- 2											
4- 5		0- 1		0- 2		HOME		0- 1		0- 0		4- 1											
5- 4		0- 1		1- 1		AWAY		0- 1		0- 0		4- 1											
1- 1		0- 0		0- 1		NEUTRAL		1- 0		0- 0		0- 0											
RPI	S	Opponent		Score		RPI	S	Opponent		Score		RPI	S	Opponent		Score							
12	N	UCLA		0	3	31	N	Utah		3	2	62	A	Loyola Marymount		1	3	140	N	Seton Hall	1	3	
21	A	Wichita St.		1	3	40	N	Miami (OH)		3	2	65	N	Rice		2	3	162	A	Loyola Chicago	3	0	
21	H	Wichita St.		0	3	44	A	Missouri St.		1	3	69	A	Southern Ill.		1	3	162	H	Loyola Chicago	3	1	
						44	H	Missouri St.		2	3	69	H	Southern Ill.		2	3	185	A	Drake	0	3	
						44	N	Missouri St.		2	3	69	N	Southern Ill.		3	0	185	H	Drake	1	3	
						45	A	UNI		3	2	77	H	Saint Louis		0	3	203	N	North Dakota St.	3	0	
						45	H	UNI		1	3							223	N	Syracuse	3	0	
																		229	A	Indiana St.	3	0	
																		229	H	Indiana St.	3	0	
																		254	A	Evansville	3	0	
																		254	H	Evansville	3	0	
																		266	A	Bradley	3	0	
																		266	H	Bradley	3	0	
																		275	N	Niagara	3	0	
																		278	A	Middle Tenn.	3	0	
																		290	N	Tennessee Tech	3	0	
LAST 10 GAMES						LAST 10 GAMES						LAST 10 GAMES						LAST 10 GAMES					
						44	N	Missouri St.		2	3	21	A	Wichita St.		1	3	254	H	Evansville		3	0
						69	N	Southern Ill.		3	0	254	H	Evansville		3	0	69	H	Southern Ill.		2	3
						185	H	Drake		1	3	229	A	Indiana St.		3	0	162	A	Loyola Chicago		3	0
						45	H	UNI		1	3												
						44	A	Missouri St.		1	3												

Non-Div. I Games:

Illinois St.

Average RPI Win: 187		WON-LOST	WINNING	LAST 10	STRENGTH OF		OPP. STRENGTH	TEAM	ADJ	CONF.	ADJ CONF.		
Average RPI Loss: 83		RECORD	PCT. RANK	GAMES	SCHEDULE		OF SCHEDULE	RPI	RPI	RPI	RPI		
DIV. I ONLY		15- 14	.51724	162	4- 6		100	112	124	.5297	128	7	7
DIV. I NON-CONF.		9- 2	.81818	33	0- 0		193	230	82	.56141	82	7	7
TOTALS		RPI 1-25	RPI 26-50		W-L RECORDS		RPI 51-100		RPI 101-150		RPI 150+		
15- 14	0- 0	0- 6		OVERALL		2- 5		4- 2		9- 1			
7- 6	0- 0	0- 3		HOME		2- 2		3- 1		2- 0			
5- 8	0- 0	0- 3		AWAY		0- 3		1- 1		4- 1			
3- 0	0- 0	0- 0		NEUTRAL		0- 0		0- 0		3- 0			
9- 2	0- 0	0- 0		NON-CONFERENCE		0- 1		2- 1		7- 0			
2- 2	0- 0	0- 0		HOME		0- 1		1- 1		1- 0			
4- 0	0- 0	0- 0		AWAY		0- 0		1- 0		3- 0			
3- 0	0- 0	0- 0		NEUTRAL		0- 0		0- 0		3- 0			
6- 12	0- 0	0- 6		CONFERENCE		2- 4		2- 1		2- 1			
5- 4	0- 0	0- 3		HOME		2- 1		2- 0		1- 0			
1- 8	0- 0	0- 3		AWAY		0- 3		0- 1		1- 1			
0- 0	0- 0	0- 0		NEUTRAL		0- 0		0- 0		0- 0			
RPI S	Opponent	Score	RPI S	Opponent	Score	RPI S	Opponent	Score	RPI S	Opponent	Score		
			32 A Boise St.	0 3	74 A Wyoming	0 3	132 A New Mexico	2 3					
			32 H Boise St.	0 3	74 H Wyoming	3 2	132 H New Mexico	3 0					
			33 A UNLV	0 3	83 A San Diego St.	1 3	134 H DePaul	1 3					
			33 H UNLV	2 3	83 H San Diego St.	3 1	137 H Utah St.	3 1					
			46 A Colorado St.	1 3	85 A Nevada	2 3	139 A New Hampshire	3 0					
			46 H Colorado St.	0 3	85 H Nevada	0 3	146 H Portland St.	3 2					
					97 H Portland	0 3	167 H UC Irvine	3 1					
							192 A San Jose St.	3 1					
							196 N LIU Brooklyn	3 2					
							220 N Texas Southern	3 0					
							236 A Boston College	3 0					
							246 A Incarnate Word	3 0					
							253 A Air Force	0 3					
							253 H Air Force	3 2					
							281 A Hartford	3 0					
							306 N Prairie View	3 0					
			LAST 10 GAMES										
			192 A San Jose St.	3 1	85 H Nevada	0 3							
			137 H Utah St.	3 1	33 A UNLV	0 3							
			253 A Air Force	0 3	132 A New Mexico	2 3							
			32 A Boise St.	0 3	46 H Colorado St.	0 3							
			83 H San Diego St.	3 1	74 H Wyoming	3 2							

Non-Div. I Games:

Fresno St.

Non-Div. I Games:

Loss, Non-Conf, S Site, H Home, A Away, N Neutral Page 133

RPI	S	Opponent	Score	
316	H	Nicholls St.	3	2

Samford

S
a
m
f
o
r
d

S
a
m
f
o
r
d

Average RPI Win:		209	WON-LOST RECORD		WINNING PCT. RANK		LAST 10 GAMES		STRENGTH OF SCHEDULE		OPP. STRENGTH OF SCHEDULE		TEAM RPI		ADJ RPI		CONF. RPI		ADJ CONF. RPI	
DIV. I ONLY			16- 15		.51613 165		6- 4		82		173		128		.52883 130		19		19	
DIV. I NON-CONF.			5- 8		.38462 225		0- 0		56		99		130		.52185 132		17		17	
TOTALS		RPI 1-25		RPI 26-50		W-L RECORDS		RPI 51-100		RPI 101-150		RPI 150+								
16- 15		0- 2		0- 2		OVERALL		2- 3		3- 6		11- 2								
6- 5		0- 2		0- 1		HOME		2- 0		1- 2		3- 0								
6- 7		0- 0		0- 1		AWAY		0- 2		1- 3		5- 1								
4- 3		0- 0		0- 0		NEUTRAL		0- 1		1- 1		3- 1								
5- 8		0- 2		0- 2		NON-CONFERENCE		0- 1		1- 2		4- 1								
0- 3		0- 2		0- 1		HOME		0- 0		0- 0		0- 0								
2- 2		0- 0		0- 1		AWAY		0- 0		1- 1		1- 0								
3- 3		0- 0		0- 0		NEUTRAL		0- 1		0- 1		3- 1								
11- 7		0- 0		0- 0		CONFERENCE		2- 2		2- 4		7- 1								
6- 2		0- 0		0- 0		HOME		2- 0		1- 2		3- 0								
4- 5		0- 0		0- 0		AWAY		0- 2		0- 2		4- 1								
1- 0		0- 0		0- 0		NEUTRAL		0- 0		1- 0		0- 0								
RPI	S	Opponent		Score		RPI	S	Opponent		Score		RPI	S	Opponent		Score				
7	H	BYU		0	3	31	A	Utah		0	3	80	N	Gonzaga		1	3			
9	H	Missouri		1	3	32	H	Boise St.		1	3	92	A	Northern Ariz.		1	3			
												92	H	Northern Ariz.		3	2			
												98	A	North Dakota		0	3			
												98	H	North Dakota		3	2			
														Sacramento St.		1	3			
														Sacramento St.		2	3			
														Butler		1	3			
														Utah Valley		3	0			
														New Hampshire		1	3			
														Northern Colo.		3	2			
														Northern Colo.		3	2			
														Portland St.		0	3			
														Portland St.		1	3			
														Sacred Heart		1	3			
														Eastern Wash.		3	0			
														Idaho		1	3			
														Weber St.		3	0			
														Weber St.		3	0			
														Texas Southern		3	1			
														Houston		3	1			
														Holy Cross		3	1			
														Montana St.		3	1			
														Lamar University		3	0			
														Montana		3	1			
														Southern Utah		3	1			
														Southern Utah		3	1			
LAST 10 GAMES																				
98 A North Dakota						0	3	292 H Southern Utah						3	1					
142 N Northern Colo.						3	2	219 A Weber St.						3	0					
146 A Portland St.						0	3	204 A Idaho						1	3					
112 A Sacramento St.						1	3	142 H Northern Colo.						3	2					
92 H Northern Ariz.						3	2	98 H North Dakota						3	2					

Non-Div. I Games:

Idaho St.

Average RPI Win:	216	WON-LOST RECORD	WINNING PCT. RANK	LAST 10 GAMES	STRENGTH OF SCHEDULE	OPP. STRENGTH OF SCHEDULE	TEAM RPI	ADJ RPI	CONF. RPI	ADJ CONF. RPI	
Average RPI Loss:	131										
DIV. I ONLY	16- 10	.61538	105	6- 4	158	216	130	.52746	131	23	23
DIV. I NON-CONF.	6- 6	.5	169	0- 0	99	137	127	.5236	129	23	23
<hr/>											
TOTALS	RPI 1-25	RPI 26-50		W-L RECORDS	RPI 51-100		RPI 101-150		RPI 150+		
16- 10	0- 0	0- 1		OVERALL	0- 3		4- 3		12- 3		
4- 2	0- 0	0- 0		HOME	0- 0		1- 0		3- 2		
6- 5	0- 0	0- 1		AWAY	0- 1		1- 3		5- 0		
6- 3	0- 0	0- 0		NEUTRAL	0- 2		2- 0		4- 1		
<hr/>											
6- 6	0- 0	0- 1		NON-CONFERENCE	0- 3		3- 1		3- 1		
0- 0	0- 0	0- 0		HOME	0- 0		0- 0		0- 0		
1- 3	0- 0	0- 1		AWAY	0- 1		1- 1		0- 0		
5- 3	0- 0	0- 0		NEUTRAL	0- 2		2- 0		3- 1		
<hr/>											
10- 4	0- 0	0- 0		CONFERENCE	0- 0		1- 2		9- 2		
4- 2	0- 0	0- 0		HOME	0- 0		1- 0		3- 2		
5- 2	0- 0	0- 0		AWAY	0- 0		0- 2		5- 0		
1- 0	0- 0	0- 0		NEUTRAL	0- 0		0- 0		1- 0		
<hr/>											
RPI S	Opponent	Score	RPI S	Opponent	Score	RPI S	Opponent	Score	RPI S	Opponent	Score
			33 A	UNLV	1 3	79 N	New Mexico St.	0 3	113 N	South Fla.	3 1
						93 N	UC Santa Barbara	1 3	124 N	UConn	3 1
						99 A	Yale	0 3	134 A	DePaul	1 3
									139 A	New Hampshire	0 3
									139 A	New Hampshire	0 3
									139 H	New Hampshire	3 2
									144 A	Army West Point	3 2
									174 N	St. John's (NY)	3 1
									181 N	Ill.-Chicago	1 3
									195 A	UMBC	3 1
									195 H	UMBC	2 3
									195 N	UMBC	3 0
									212 N	Rutgers	3 0
									217 A	Binghamton	3 1
									217 H	Binghamton	0 3
									250 A	Stony Brook	3 2
									250 H	Stony Brook	3 0
									280 A	UMass Lowell	3 2
									280 H	UMass Lowell	3 1
									281 A	Hartford	3 0
									281 H	Hartford	3 1
									315 N	Iona	3 1
<hr/>											
			LAST 10 GAMES								
			139 A	New Hampshire	0 3	280 A	UMass Lowell	3 2			
			195 N	UMBC	3 0	281 A	Hartford	3 0			
			139 A	New Hampshire	0 3	217 H	Binghamton	0 3			
			195 H	UMBC	2 3	139 H	New Hampshire	3 2			
			250 H	Stony Brook	3 0	250 A	Stony Brook	3 2			

Non-Div. I Games:

Albany (NY)

Average RPI Win:		178	WON-LOST RECORD		WINNING PCT. RANK		LAST 10 GAMES		STRENGTH OF SCHEDULE		OPP. STRENGTH OF SCHEDULE		TEAM RPI		ADJ RPI		CONF. RPI		ADJ CONF. RPI				
DIV. I ONLY			16- 16		.5		171		5- 5		98		94		131		.52736		132				
DIV. I NON-CONF.			10- 4		.71429		69		0- 0		138		138		83		.56051		83				
TOTALS		RPI 1-25		RPI 26-50		W-L RECORDS		RPI 51-100		RPI 101-150		RPI 150+											
16- 16		0- 1		0- 6		OVERALL		3- 2		3- 5		10- 2											
9- 7		0- 1		0- 3		HOME		2- 1		3- 1		4- 1											
3- 8		0- 0		0- 3		AWAY		1- 1		0- 3		2- 1											
4- 1		0- 0		0- 0		NEUTRAL		0- 0		0- 1		4- 0											
10- 4		0- 1		0- 0		NON-CONFERENCE		1- 0		2- 2		7- 1											
5- 2		0- 1		0- 0		HOME		1- 0		2- 0		2- 1											
1- 1		0- 0		0- 0		AWAY		0- 0		0- 1		1- 0											
4- 1		0- 0		0- 0		NEUTRAL		0- 0		0- 1		4- 0											
6- 12		0- 0		0- 6		CONFERENCE		2- 2		1- 3		3- 1											
4- 5		0- 0		0- 3		HOME		1- 1		1- 1		2- 0											
2- 7		0- 0		0- 3		AWAY		1- 1		0- 2		1- 1											
0- 0		0- 0		0- 0		NEUTRAL		0- 0		0- 0		0- 0											
RPI	S	Opponent		Score		RPI	S	Opponent		Score		RPI	S	Opponent		Score		RPI	S	Opponent		Score	
3	H	Nebraska		0 3		32	A	Boise St.		0 3		74	A	Wyoming		1 3		113	A	South Fla.		1 3	
						32	H	Boise St.		2 3		74	H	Wyoming		0 3		119	H	Fairfield		3 0	
						33	A	UNLV		1 3		79	H	New Mexico St.		3 1		121	H	Arizona St.		3 1	
						33	H	UNLV		1 3		83	H	San Diego St.		3 0		128	A	Fresno St.		0 3	
						46	A	Colorado St.		2 3		85	A	Nevada		3 0		128	H	Fresno St.		3 2	
						46	H	Colorado St.		0 3								129	N	Samford		2 3	
																		137	A	Utah St.		1 3	
																		137	H	Utah St.		2 3	
																		152	H	Arkansas		3 1	
																		164	A	UT Arlington		3 1	
																		192	A	San Jose St.		2 3	
																		192	H	San Jose St.		3 0	
																		204	H	Idaho		2 3	
																		206	N	Houston Baptist		3 1	
																		213	N	UTEP		3 2	
																		241	H	Abilene Christian		3 0	
																		253	A	Air Force		3 0	
																		253	H	Air Force		3 0	
																		264	N	Western Caro.		3 0	
																		296	N	Stetson		3 1	
						LAST 10 GAMES																	
						33	A	UNLV		1 3		74	A	Wyoming		1 3							
						83	H	San Diego St.		3 0		192	H	San Jose St.		3 0							
						85	A	Nevada		3 0		128	H	Fresno St.		3 2							
						137	H	Utah St.		2 3		253	A	Air Force		3 0							
						46	A	Colorado St.		2 3		32	A	Boise St.		0 3							

Non-Div. I Games:

New Mexico

O
h
i
o

Ohio

D
e
P
a
u
l

DePaul

Average RPI Win:		223	WON-LOST RECORD		WINNING PCT. RANK		LAST 10 GAMES		STRENGTH OF SCHEDULE		OPP. STRENGTH OF SCHEDULE		TEAM RPI		ADJ RPI		CONF. RPI		ADJ CONF. RPI								
Average RPI Loss:		105																									
DIV. I ONLY			18- 14		.5625	131	7- 3		121	199	135	.52532	135	28	28												
DIV. I NON-CONF.			6- 7		.46154	192	0- 0		58	61	101	.54415	101	25	25												
TOTALS		RPI 1-25		RPI 26-50		W-L RECORDS		RPI 51-100		RPI 101-150		RPI 150+															
18- 14		0- 2		0- 2		OVERALL		2- 4		2- 1		14- 5															
7- 1		0- 0		0- 0		HOME		0- 1		0- 0		7- 0															
5- 8		0- 1		0- 0		AWAY		2- 2		0- 0		3- 5															
6- 5		0- 1		0- 2		NEUTRAL		0- 1		2- 1		4- 0															
6- 7		0- 2		0- 2		NON-CONFERENCE		2- 1		2- 1		2- 1															
0- 0		0- 0		0- 0		HOME		0- 0		0- 0		0- 0															
2- 3		0- 1		0- 0		AWAY		2- 1		0- 0		0- 1															
4- 4		0- 1		0- 2		NEUTRAL		0- 0		2- 1		2- 0															
12- 7		0- 0		0- 0		CONFERENCE		0- 3		0- 0		12- 4															
7- 1		0- 0		0- 0		HOME		0- 1		0- 0		7- 0															
3- 5		0- 0		0- 0		AWAY		0- 1		0- 0		3- 4															
2- 1		0- 0		0- 0		NEUTRAL		0- 1		0- 0		2- 0															
RPI	S	Opponent		Score		RPI	S	Opponent		Score		RPI	S	Opponent		Score											
8	N	North Carolina		0	3	30	N	SMU		0	3	60	A	A&M-Corpus Christi		2	3	112	N	Sacramento St.		2	3				
20	A	TCU		0	3	48	N	Southern California		0	3	60	H	A&M-Corpus Christi		0	3	116	N	Oakland		3	2				
												60	N	A&M-Corpus Christi		1	3	123	N	UTRGV		3	2				
												65	A	Rice		3	2	164	A	UT Arlington		2	3				
												82	A	Texas St.		1	3	169	A	SFA		0	3				
												90	A	Tulane		3	1	169	H	SFA		3	1				
																		169	N	SFA		3	0				
																		206	A	Houston Baptist		0	3				
																		211	A	Central Ark.		1	3				
																		211	H	Central Ark.		3	0				
																		241	A	Abilene Christian		2	3				
																		246	A	Incarnate Word		3	1				
																		247	A	Northwestern St.		3	1				
																		247	H	Northwestern St.		3	2				
																		247	N	Northwestern St.		3	1				
																		268	A	Lamar University		3	1				
																		279	N	Bethune-Cookman		3	0				
																		282	H	McNeese		3	1				
																		300	H	Southeastern La.		3	1				
																		314	N	Ark.-Pine Bluff		3	0				
																		316	H	Nicholls St.		3	0				
																		324	H	New Orleans		3	0				
						LAST 10 GAMES																					
						60 N A&M-Corpus Christi						1	3	324 H New Orleans						3	0						
						169 N SFA						3	0	300 H Southeastern La.						3	1						
						247 N Northwestern St.						3	1	169 H SFA						3	1						
						247 A Northwestern St.						3	1	268 A Lamar University						3	1						
						211 A Central Ark.						1	3	206 A Houston Baptist						0	3						

Non-Div. I Games:

Sam Houston St.

A
u
s
t
i
n
P
e
a
y

Austin Peay

RPI	S	Opponent	Score	
330	N	Savannah St.	3	0

Austin Peay

A
u
s
t
i
n
P
e
a
y

A
u
s
t
i
n
P
e
a
y

Average RPI Win:	178	WON-LOST	WINNING	LAST 10	STRENGTH OF	OPP. STRENGTH	TEAM	ADJ	CONF.	ADJ CONF.	
Average RPI Loss:	76	RECORD	PCT. RANK	GAMES	SCHEDULE	OF SCHEDULE	RPI	RPI	RPI	RPI	
DIV. I ONLY	14- 16	.46667	191	5- 5	88	91	137	.52372	137	7	7
DIV. I NON-CONF.	6- 6	.5	169	1- 0	176	145	170	.49287	170	7	7
<hr/>											
TOTALS	RPI 1-25	RPI 26-50		W-L RECORDS	RPI 51-100		RPI 101-150		RPI 150+		
14- 16	0- 0	0- 7		OVERALL	3- 5		4- 3		7- 1		
8- 5	0- 0	0- 3		HOME	2- 1		1- 1		5- 0		
5- 8	0- 0	0- 4		AWAY	1- 2		3- 2		1- 0		
1- 3	0- 0	0- 0		NEUTRAL	0- 2		0- 0		1- 1		
<hr/>											
6- 6	0- 0	0- 1		NON-CONFERENCE	0- 2		2- 2		4- 1		
3- 1	0- 0	0- 0		HOME	0- 0		0- 1		3- 0		
2- 2	0- 0	0- 1		AWAY	0- 0		2- 1		0- 0		
1- 3	0- 0	0- 0		NEUTRAL	0- 2		0- 0		1- 1		
<hr/>											
8- 10	0- 0	0- 6		CONFERENCE	3- 3		2- 1		3- 0		
5- 4	0- 0	0- 3		HOME	2- 1		1- 0		2- 0		
3- 6	0- 0	0- 3		AWAY	1- 2		1- 1		1- 0		
0- 0	0- 0	0- 0		NEUTRAL	0- 0		0- 0		0- 0		
<hr/>											
RPI S	Opponent	Score	RPI S	Opponent	Score	RPI S	Opponent	Score	RPI S	Opponent	Score
			31 A	Utah	0 3	62 N	Loyola Marymount	0 3	110 A	Denver	3 1
			32 A	Boise St.	0 3	74 A	Wyoming	1 3	122 A	Oregon St.	2 3
			32 H	Boise St.	0 3	74 H	Wyoming	0 3	125 A	Utah Valley	3 1
			33 A	UNLV	0 3	83 A	San Diego St.	2 3	128 A	Fresno St.	1 3
			33 H	UNLV	2 3	83 H	San Diego St.	3 2	132 A	New Mexico	3 2
			46 A	Colorado St.	0 3	85 A	Nevada	3 2	132 H	New Mexico	3 1
			46 H	Colorado St.	0 3	85 H	Nevada	3 1	146 H	Portland St.	2 3
						97 N	Portland	0 3	182 N	Seattle U	0 3
									192 H	San Jose St.	3 0
									219 H	Weber St.	3 0
									253 A	Air Force	3 1
									253 H	Air Force	3 0
									259 N	Montana St.	3 0
									267 H	UC Riverside	3 0
									300 H	Southeastern La.	3 1
<hr/>											
LAST 10 GAMES											
			219 H	Weber St.	3 0	253 H	Air Force	3 0			
			192 H	San Jose St.	3 0	32 H	Boise St.	0 3			
			128 A	Fresno St.	1 3	46 A	Colorado St.	0 3			
			132 A	New Mexico	3 2	74 A	Wyoming	1 3			
			33 A	UNLV	0 3	85 H	Nevada	3 1			

Non-Div. I Games:

Utah St.

Rhode Island

Rhode Island

[illegible]

Non-Div. I Games:

New Hampshire

Average RPI Win:		184	WON-LOST RECORD		WINNING PCT. RANK		LAST 10 GAMES		STRENGTH OF SCHEDULE		OPP. STRENGTH OF SCHEDULE		TEAM RPI		ADJ RPI		CONF. RPI		ADJ CONF. RPI			
DIV. I ONLY			16- 16		.5 171		6- 4		114		100		140		.52105 140		9		9			
DIV. I NON-CONF.			6- 7		.46154 192		0- 0		177		158		187		.4824 187		8		8			
TOTALS		RPI 1-25		RPI 26-50				W-L RECORDS		RPI 51-100				RPI 101-150				RPI 150+				
16- 16		0- 3		0- 3				OVERALL		3- 5				4- 1				9- 4				
8- 4		0- 1		0- 1				HOME		3- 0				1- 1				4- 1				
6- 7		0- 1		0- 1				AWAY		0- 4				2- 0				4- 1				
2- 5		0- 1		0- 1				NEUTRAL		0- 1				1- 0				1- 2				
6- 7		0- 0		0- 1				NON-CONFERENCE		1- 3				1- 0				4- 3				
2- 1		0- 0		0- 0				HOME		1- 0				0- 0				1- 1				
2- 2		0- 0		0- 0				AWAY		0- 2				0- 0				2- 0				
2- 4		0- 0		0- 1				NEUTRAL		0- 1				1- 0				1- 2				
10- 9		0- 3		0- 2				CONFERENCE		2- 2				3- 1				5- 1				
6- 3		0- 1		0- 1				HOME		2- 0				1- 1				3- 0				
4- 5		0- 1		0- 1				AWAY		0- 2				2- 0				2- 1				
0- 1		0- 1		0- 0				NEUTRAL		0- 0				0- 0				0- 0				
RPI	S	Opponent		Score		RPI	S	Opponent		Score		RPI	S	Opponent		Score						
17	A	Creighton		0	3	37	N	Cleveland St.		0	3	57	A	Hofstra		2	3	120	A	Butler	3	0
17	H	Creighton		0	3	41	A	Marquette		1	3	59	A	Xavier		1	3	120	H	Butler	3	2
17	N	Creighton		0	3	41	H	Marquette		1	3	59	H	Xavier		3	1	127	N	Illinois St.	3	1
												67	A	Notre Dame		0	3	134	A	DePaul	3	1
												72	A	Villanova		0	3	134	H	DePaul	2	3
												72	H	Villanova		3	2	174	A	St. John's (NY)	1	3
												73	H	Towson		3	1	174	H	St. John's (NY)	3	0
												78	N	Princeton		1	3	182	N	Seattle U	0	3
																		189	N	Western Mich.	0	3
																		212	A	Rutgers	3	2
																		231	H	George Washington	1	3
																		233	A	Georgetown	3	0
																		233	H	Georgetown	3	1
																		249	A	Providence	3	1
																		249	H	Providence	3	0
																		278	A	Middle Tenn.	3	0
																		290	N	Tennessee Tech	3	0
																		317	H	Canisius	3	0
						LAST 10 GAMES																
						17	N	Creighton		0	3	233	H	Georgetown		3	1					
						174	H	St. John's (NY)		3	0	249	H	Providence		3	0					
						134	A	DePaul		3	1	17	H	Creighton		0	3					
						41	A	Marquette		1	3	120	A	Butler		3	0					
						72	H	Villanova		3	2	59	A	Xavier		1	3					

Non-Div. I Games:

Seton Hall

Non-Div. I Games:

Maryland

Average RPI Win: 214		WON-LOST	WINNING	LAST 10	STRENGTH OF		OPP. STRENGTH	TEAM	ADJ	CONF.	ADJ CONF.
Average RPI Loss: 112		RECORD	PCT. RANK	GAMES	SCHEDULE		OF SCHEDULE	RPI	RPI	RPI	RPI
DIV. I ONLY		18- 11	.62069	98	7- 3		204	165	143	.51903	142
DIV. I NON-CONF.		6- 6	.5	169	0- 0		159	135	157	.5018	157
TOTALS		RPI 1-25	RPI 26-50		W-L RECORDS		RPI 51-100		RPI 101-150		RPI 150+
18- 11	0- 0		0- 1		OVERALL		1- 4		2- 4		15- 2
8- 4	0- 0		0- 1		HOME		1- 1		2- 1		5- 1
8- 3	0- 0		0- 0		AWAY		0- 2		0- 1		8- 0
2- 4	0- 0		0- 0		NEUTRAL		0- 1		0- 2		2- 1
6- 6	0- 0		0- 1		NON-CONFERENCE		0- 2		1- 1		5- 2
2- 2	0- 0		0- 1		HOME		0- 0		1- 0		1- 1
2- 1	0- 0		0- 0		AWAY		0- 1		0- 0		2- 0
2- 3	0- 0		0- 0		NEUTRAL		0- 1		0- 1		2- 1
12- 5	0- 0		0- 0		CONFERENCE		1- 2		1- 3		10- 0
6- 2	0- 0		0- 0		HOME		1- 1		1- 1		4- 0
6- 2	0- 0		0- 0		AWAY		0- 1		0- 1		6- 0
0- 1	0- 0		0- 0		NEUTRAL		0- 0		0- 1		0- 0
RPI S	Opponent	Score	RPI S	Opponent	Score	RPI S	Opponent	Score	RPI S	Opponent	Score
			46 H	Colorado St.	1 3	87 A	Pacific	2 3	110 H	Denver	3 1
						92 H	Northern Ariz.	1 3	112 H	Sacramento St.	1 3
						95 N	South Dakota	0 3	122 N	Oregon St.	0 3
						98 A	North Dakota	0 3	130 A	Idaho St.	2 3
						98 H	North Dakota	3 0	130 N	Idaho St.	2 3
									146 H	Portland St.	3 0
									158 N	North Florida	1 3
									166 H	St. Mary's (CA)	1 3
									200 A	Eastern Wash.	3 1
									200 H	Eastern Wash.	3 0
									203 H	North Dakota St.	3 2
									204 A	Idaho	3 1
									204 H	Idaho	3 1
									206 A	Houston Baptist	3 1
									215 N	Penn	3 0
									219 A	Weber St.	3 2
									233 N	Georgetown	3 0
									253 A	Air Force	3 0
									259 A	Montana St.	3 1
									259 H	Montana St.	3 0
									276 A	Montana	3 0
									276 H	Montana	3 0
									292 A	Southern Utah	3 0
LAST 10 GAMES											
			130 N	Idaho St.	2 3		276 A	Montana	3 0		
			98 A	North Dakota	0 3		259 A	Montana St.	3 1		
			292 A	Southern Utah	3 0		130 A	Idaho St.	2 3		
			200 H	Eastern Wash.	3 0		219 A	Weber St.	3 2		
			204 H	Idaho	3 1		259 H	Montana St.	3 0		

Non-Div. I Games:

Northern Colo.

Average RPI Win:		195	WON-LOST RECORD		WINNING PCT. RANK	LAST 10 GAMES	STRENGTH OF SCHEDULE		OPP. STRENGTH OF SCHEDULE	TEAM RPI	ADJ RPI	CONF. RPI	ADJ CONF. RPI		
Average RPI Loss:		69													
DIV. I ONLY			14- 15		.48276 184	5- 5	107		105	144	.51887 143	13	13		
DIV. I NON-CONF.			7- 6		.53846 157	0- 0	73		93	94	.55359 94	10	9		
<hr/>															
TOTALS		RPI 1-25		RPI 26-50		W-L RECORDS		RPI 51-100		RPI 101-150		RPI 150+			
14- 15	0- 3			0- 1	OVERALL			2- 10		3- 0		9- 1			
3- 5	0- 1			0- 0	HOME			0- 3		0- 0		3- 1			
6- 7	0- 2			0- 1	AWAY			1- 4		1- 0		4- 0			
5- 3	0- 0			0- 0	NEUTRAL			1- 3		2- 0		2- 0			
7- 6	0- 1			0- 1	NON-CONFERENCE			2- 4		3- 0		2- 0			
0- 0	0- 0			0- 0	HOME			0- 0		0- 0		0- 0			
2- 3	0- 1			0- 1	AWAY			1- 1		1- 0		0- 0			
5- 3	0- 0			0- 0	NEUTRAL			1- 3		2- 0		2- 0			
7- 9	0- 2			0- 0	CONFERENCE			0- 6		0- 0		7- 1			
3- 5	0- 1			0- 0	HOME			0- 3		0- 0		3- 1			
4- 4	0- 1			0- 0	AWAY			0- 3		0- 0		4- 0			
0- 0	0- 0			0- 0	NEUTRAL			0- 0		0- 0		0- 0			
RPI S	Opponent	Score		RPI S	Opponent	Score		RPI S	Opponent	Score		RPI S	Opponent	Score	
23 A	Hawaii	0	3	32 A	Boise St.	1	3	54 A	Cal Poly	0	3	112 A	Sacramento St.	3	0
23 H	Hawaii	0	3					54 H	Cal Poly	2	3	126 N	Santa Clara	3	1
24 A	Oregon	0	3					71 A	Long Beach St.	0	3	146 N	Portland St.	3	0
								71 H	Long Beach St.	0	3	151 A	CSUN	3	1
								80 N	Gonzaga	0	3	151 H	CSUN	2	3
								83 N	San Diego St.	0	3	167 A	UC Irvine	3	1
								85 A	Nevada	2	3	167 H	UC Irvine	3	0
								91 N	Ole Miss	1	3	265 N	Omaha	3	0
								93 A	UC Santa Barbara	1	3	267 A	UC Riverside	3	1
								93 H	UC Santa Barbara	2	3	267 H	UC Riverside	3	1
								96 N	Murray St.	3	1	288 A	Cal St. Fullerton	3	1
								98 A	North Dakota	3	0	288 H	Cal St. Fullerton	3	1
												292 N	Southern Utah	3	2
<hr/>															
LAST 10 GAMES															
54 A	Cal Poly	0	3	93 H	UC Santa Barbara	2	3								
167 H	UC Irvine	3	0	71 A	Long Beach St.	0	3								
23 H	Hawaii	0	3	151 A	CSUN	3	1								
267 A	UC Riverside	3	1	288 H	Cal St. Fullerton	3	1								
54 H	Cal Poly	2	3	267 H	UC Riverside	3	1								

Non-Div. I Games:

UC Davis

Average RPI Win: 247		WON-LOST RECORD		WINNING PCT. RANK		LAST 10 GAMES		STRENGTH OF SCHEDULE		OPP. STRENGTH OF SCHEDULE		TEAM RPI		ADJ RPI		CONF. RPI		ADJ CONF. RPI	
DIV. I ONLY		20- 11		.64516 83		7- 3		211		246		148		.5183 144		27		27	
DIV. I NON-CONF.		8- 6		.57143 138		0- 0		153		150		134		.52219 131		28		28	
TOTALS		RPI 1-25		RPI 26-50		W-L RECORDS		RPI 51-100		RPI 101-150		RPI 150+							
20- 11		0- 1		0- 0		OVERALL		2- 3		0- 2		18- 5							
8- 6		0- 0		0- 0		HOME		0- 2		0- 2		8- 2							
7- 4		0- 1		0- 0		AWAY		0- 1		0- 0		7- 2							
5- 1		0- 0		0- 0		NEUTRAL		2- 0		0- 0		3- 1							
8- 6		0- 1		0- 0		NON-CONFERENCE		2- 1		0- 2		6- 2							
1- 5		0- 0		0- 0		HOME		0- 1		0- 2		1- 2							
2- 1		0- 1		0- 0		AWAY		0- 0		0- 0		2- 0							
5- 0		0- 0		0- 0		NEUTRAL		2- 0		0- 0		3- 0							
12- 5		0- 0		0- 0		CONFERENCE		0- 2		0- 0		12- 3							
7- 1		0- 0		0- 0		HOME		0- 1		0- 0		7- 0							
5- 3		0- 0		0- 0		AWAY		0- 1		0- 0		5- 2							
0- 1		0- 0		0- 0		NEUTRAL		0- 0		0- 0		0- 1							
RPI	S	Opponent		Score		RPI	S	Opponent		Score		RPI	S	Opponent		Score			
4	A	Texas		0 3															

Non-Div. I Games:

Army West Point

T
o
l
e
d
o

Toledo

Average RPI Win:	189	WON-LOST	WINNING	LAST 10	STRENGTH OF	OPP. STRENGTH	TEAM	ADJ	CONF.	ADJ CONF.			
Average RPI Loss:	118	RECORD	PCT. RANK	GAMES	SCHEDULE	OF SCHEDULE	RPI	RPI	RPI	RPI			
DIV. I ONLY		17- 12	.58621	117	7- 3	183	140	145	.51809	146	19	19	
DIV. I NON-CONF.		8- 4	.66667	86	0- 0	190	53	111	.53846	111	17	17	
<hr/>													
TOTALS	RPI 1-25	RPI 26-50		W-L RECORDS		RPI 51-100		RPI 101-150		RPI 150+			
17- 12	0- 0	0- 1		OVERALL		3- 4		5- 6		9- 1			
8- 3	0- 0	0- 0		HOME		2- 1		1- 2		5- 0			
4- 7	0- 0	0- 1		AWAY		0- 2		2- 3		2- 1			
5- 2	0- 0	0- 0		NEUTRAL		1- 1		2- 1		2- 0			
<hr/>													
8- 4	0- 0	0- 1		NON-CONFERENCE		3- 0		3- 3		2- 0			
2- 1	0- 0	0- 0		HOME		2- 0		0- 1		0- 0			
1- 2	0- 0	0- 1		AWAY		0- 0		1- 1		0- 0			
5- 1	0- 0	0- 0		NEUTRAL		1- 0		2- 1		2- 0			
<hr/>													
9- 8	0- 0	0- 0		CONFERENCE		0- 4		2- 3		7- 1			
6- 2	0- 0	0- 0		HOME		0- 1		1- 1		5- 0			
3- 5	0- 0	0- 0		AWAY		0- 2		1- 2		2- 1			
0- 1	0- 0	0- 0		NEUTRAL		0- 1		0- 0		0- 0			
<hr/>													
RPI	S	Opponent	Score	RPI	S	Opponent	Score	RPI	S	Opponent	Score		
				32	A	Boise St.	1 3	71	H	Long Beach St.	3 1		
								81	H	Colorado	3 2		
								92	A	Northern Ariz.	1 3		
								92	H	Northern Ariz.	2 3		
								92	N	Northern Ariz.	0 3		
								97	N	Portland	3 1		
								98	A	North Dakota	1 3		
										112	A	Sacramento St.	1 3
										112	H	Sacramento St.	1 3
										121	N	Arizona St.	3 1
										128	A	Fresno St.	2 3
										130	A	Idaho St.	3 1
										130	H	Idaho St.	3 0
										134	N	DePaul	3 1
										137	A	Utah St.	3 2
										142	A	Northern Colo.	0 3
										143	N	UC Davis	0 3
										150	H	Texas Tech	1 3
										200	H	Eastern Wash.	3 2
										204	H	Idaho	3 1
										219	A	Weber St.	1 3
										219	H	Weber St.	3 0
										259	H	Montana St.	3 0
										267	N	UC Riverside	3 0
										276	A	Montana	3 0
										292	A	Southern Utah	3 1
										292	H	Southern Utah	3 0
										300	N	Southeastern La.	3 0
<hr/>													
				LAST 10 GAMES									
				92	N	Northern Ariz.	0 3	92	H	Northern Ariz.	2 3		
				130	H	Idaho St.	3 0	292	H	Southern Utah	3 0		
				219	H	Weber St.	3 0	204	H	Idaho	3 1		
				112	A	Sacramento St.	1 3	200	H	Eastern Wash.	3 2		
				276	A	Montana	3 0	292	A	Southern Utah	3 1		

Non-Div. I Games:

Portland St.

Average RPI Win:		205	WON-LOST RECORD		WINNING PCT. RANK		LAST 10 GAMES		STRENGTH OF SCHEDULE		OPP. STRENGTH OF SCHEDULE		TEAM RPI		ADJ RPI		CONF. RPI		ADJ CONF. RPI	
Average RPI Loss:		93																		
DIV. I ONLY			15- 13		.53571 145		5- 5		149		134		146		.51725 147		11		12	
DIV. I NON-CONF.			6- 5		.54545 152		0- 0		213		182		176		.48992 175		13		13	
TOTALS			RPI 1-25		RPI 26-50		W-L RECORDS		RPI 51-100		RPI 101-150		RPI 150+							
15- 13			0- 0		0- 4		OVERALL		0- 4		2- 3		13- 2							
9- 2			0- 0		0- 1		HOME		0- 1		2- 0		7- 0							
5- 6			0- 0		0- 2		AWAY		0- 1		0- 2		5- 1							
1- 5			0- 0		0- 1		NEUTRAL		0- 2		0- 1		1- 1							
6- 5			0- 0		0- 2		NON-CONFERENCE		0- 2		0- 0		6- 1							
3- 0			0- 0		0- 0		HOME		0- 0		0- 0		3- 0							
2- 1			0- 0		0- 1		AWAY		0- 0		0- 0		2- 0							
1- 4			0- 0		0- 1		NEUTRAL		0- 2		0- 0		1- 1							
9- 8			0- 0		0- 2		CONFERENCE		0- 2		2- 3		7- 1							
6- 2			0- 0		0- 1		HOME		0- 1		2- 0		4- 0							
3- 5			0- 0		0- 1		AWAY		0- 1		0- 2		3- 1							
0- 1			0- 0		0- 0		NEUTRAL		0- 0		0- 1		0- 0							
RPI	S	Opponent	Score	RPI	S	Opponent	Score	RPI	S	Opponent	Score	RPI	S	Opponent	Score					
				37	A	Cleveland St.	2 3	59	N	Xavier	1 3	107	A	Northern Ky.	0 3					
				37	H	Cleveland St.	2 3	75	A	Green Bay	0 3	107	H	Northern Ky.	3 2					
				41	A	Marquette	0 3	75	H	Green Bay	2 3	116	A	Oakland	2 3					
				44	N	Missouri St.	0 3	84	N	Tennessee	1 3	116	H	Oakland	3 0					
												116	N	Oakland	2 3					
												161	A	Sacred Heart	3 2					
												181	A	Ill.-Chicago	1 3					
												181	H	Ill.-Chicago	3 0					
												184	A	Valparaiso	3 1					
												184	H	Valparaiso	3 0					
												189	A	Western Mich.	3 2					
												191	A	Wright St.	3 1					
												191	H	Wright St.	3 0					
												214	A	Youngstown St.	3 1					
												214	H	Youngstown St.	3 0					
												243	N	Dartmouth	0 3					
												266	H	Bradley	3 2					
												273	N	George Mason	3 0					
												289	H	Akron	3 0					
												318	H	Western Ill.	3 0					
				LAST 10 GAMES																
				116	N	Oakland	2 3	75	A	Green Bay	0 3									
				184	H	Valparaiso	3 0	181	A	Ill.-Chicago	1 3									
				116	H	Oakland	3 0	37	H	Cleveland St.	2 3									
				107	A	Northern Ky.	0 3	214	H	Youngstown St.	3 0									
				191	A	Wright St.	3 1	184	A	Valparaiso	3 1									

Non-Div. I Games:

Milwaukee

Average RPI Win:	238	WON-LOST RECORD	WINNING PCT. RANK	LAST 10 GAMES	STRENGTH OF SCHEDULE	OPP. STRENGTH OF SCHEDULE	TEAM RPI	ADJ RPI	CONF. RPI	ADJ CONF. RPI	
DIV. I ONLY	19- 14	.57576	128	6- 4	164	209	147	.5172	148	18	17
DIV. I NON-CONF.	10- 7	.58824	127	1- 0	199	215	153	.50261	153	20	20
<hr/>											
TOTALS	RPI 1-25	RPI 26-50		W-L RECORDS		RPI 51-100		RPI 101-150		RPI 150+	
19- 14	0- 0	0- 3		OVERALL		1- 4		1- 4		17- 3	
9- 3	0- 0	0- 1		HOME		0- 1		1- 1		8- 0	
6- 7	0- 0	0- 1		AWAY		0- 3		0- 2		6- 1	
4- 4	0- 0	0- 1		NEUTRAL		1- 0		0- 1		3- 2	
<hr/>											
10- 7	0- 0	0- 0		NON-CONFERENCE		1- 2		1- 3		8- 2	
5- 0	0- 0	0- 0		HOME		0- 0		1- 0		4- 0	
2- 4	0- 0	0- 0		AWAY		0- 2		0- 2		2- 0	
3- 3	0- 0	0- 0		NEUTRAL		1- 0		0- 1		2- 2	
<hr/>											
9- 7	0- 0	0- 3		CONFERENCE		0- 2		0- 1		9- 1	
4- 3	0- 0	0- 1		HOME		0- 1		0- 1		4- 0	
4- 3	0- 0	0- 1		AWAY		0- 1		0- 0		4- 1	
1- 1	0- 0	0- 1		NEUTRAL		0- 0		0- 0		1- 0	
<hr/>											
RPI	S	Opponent	Score	RPI	S	Opponent	Score	RPI	S	Opponent	Score
		28 A Dayton	1 <div>3</div>			58 A FGCU	0 <div>3</div>			106 A Col. of Charleston	1 <div>3</div>
		28 H Dayton	1 <div>3</div>			73 A Towson	1 <div>3</div>			109 H High Point	3 1
		28 N Dayton	2 <div>3</div>			77 A Saint Louis	0 <div>3</div>			116 N Oakland	0 <div>3</div>
						77 H Saint Louis	1 <div>3</div>			117 A Bowling Green	0 <div>3</div>
						88 N Delaware	3 1			138 H Rhode Island	2 <div>3</div>
										155 N Louisville	0 <div>3</div>
										170 H Liberty	3 1
										175 A Duquesne	1 <div>3</div>
										175 N Duquesne	3 1
										208 A UMES	3 1
										230 A William & Mary	3 2
										231 A George Washington	3 1
										231 H George Washington	3 0
										239 A Davidson	3 2
										239 H Davidson	3 1
										251 N Eastern Mich.	1 <div>3</div>
										261 A La Salle	3 0
										273 A George Mason	3 1
										273 H George Mason	3 0
										274 H Fordham	3 0
										278 H Middle Tenn.	3 0
										284 N Charleston So.	3 0
										313 H Morgan St.	3 0
										320 H Norfolk St.	3 0
										324 N New Orleans	3 1
<hr/>											
LAST 10 GAMES											
		28 N Dayton	2 <div>3</div>			138 H Rhode Island	2 <div>3</div>				
		175 N Duquesne	3 1			274 H Fordham	3 0				
		28 A Dayton	1 <div>3</div>			320 H Norfolk St.	3 0				
		77 A Saint Louis	0 <div>3</div>			273 A George Mason	3 1				
		239 A Davidson	3 2			231 A George Washington	3 1				

Non-Div. I Games:

VCU

Average RPI Win:		213	WON-LOST RECORD		WINNING PCT. RANK		LAST 10 GAMES		STRENGTH OF SCHEDULE		OPP. STRENGTH OF SCHEDULE		TEAM RPI		ADJ RPI		CONF. RPI		ADJ CONF. RPI				
DIV. I ONLY			12- 18		.4 214		1- 9		73		41		149		.51711 149		2		2				
DIV. I NON-CONF.			9- 5		.64286 104		0- 0		186		202		135		.52047 136		3		3				
TOTALS		RPI 1-25		RPI 26-50				W-L RECORDS		RPI 51-100				RPI 101-150				RPI 150+					
12- 18		1- 8		0- 5				OVERALL		0- 1				2- 4				9- 0					
6- 8		1- 3		0- 2				HOME		0- 0				1- 3				4- 0					
3- 8		0- 4		0- 3				AWAY		0- 1				1- 0				2- 0					
3- 2		0- 1		0- 0				NEUTRAL		0- 0				0- 1				3- 0					
9- 5		0- 1		0- 1				NON-CONFERENCE		0- 1				0- 2				9- 0					
4- 1		0- 0		0- 0				HOME		0- 0				0- 1				4- 0					
2- 2		0- 0		0- 1				AWAY		0- 1				0- 0				2- 0					
3- 2		0- 1		0- 0				NEUTRAL		0- 0				0- 1				3- 0					
3- 13		1- 7		0- 4				CONFERENCE		0- 0				2- 2				0- 0					
2- 7		1- 3		0- 2				HOME		0- 0				1- 2				0- 0					
1- 6		0- 4		0- 2				AWAY		0- 0				1- 0				0- 0					
0- 0		0- 0		0- 0				NEUTRAL		0- 0				0- 0				0- 0					
RPI	S	Opponent		Score		RPI	S	Opponent		Score		RPI	S	Opponent		Score		RPI	S	Opponent		Score	
4	A	Texas		0	3	26	A	Penn St.		0	3	87	A	Pacific		1	3	105	H	Oklahoma		1	3
4	H	Texas		1	3	27	A	Iowa St.		0	3							105	H	Oklahoma		0	3
5	A	Kansas		0	3	27	H	Iowa St.		2	3							111	H	Marshall		2	3
5	H	Kansas		2	3	42	A	Baylor		0	3							126	N	Santa Clara		1	3
8	N	North Carolina		0	3	42	H	Baylor		1	3							150	A	Texas Tech		3	0
18	A	Kansas St.		2	3													150	H	Texas Tech		3	2
18	H	Kansas St.		2	3													179	A	California		3	1
20	A	TCU		2	3													227	N	Ga. Southern		3	0
20	H	TCU		3	2													229	H	Indiana St.		3	2
																		243	H	Dartmouth		3	0
																		244	H	Winthrop		3	0
																		255	A	Robert Morris		3	0
																		270	N	Morehead St.		3	2
																		289	H	Akron		3	0
																		294	N	Grand Canyon		3	0
LAST 10 GAMES																							
		4 A Texas		0	3			27 A Iowa St.		0	3												
		20 A TCU		2	3			150 H Texas Tech		3	2												
		5 H Kansas		2	3			18 A Kansas St.		2	3												
		42 A Baylor		0	3			5 A Kansas		0	3												
		18 H Kansas St.		2	3			42 H Baylor		1	3												

Non-Div. I Games:

West Virginia

Average RPI Win:		178	WON-LOST RECORD		WINNING PCT. RANK		LAST 10 GAMES		STRENGTH OF SCHEDULE		OPP. STRENGTH OF SCHEDULE		TEAM RPI		ADJ RPI		CONF. RPI		ADJ CONF. RPI	
DIV. I ONLY			10- 21		.32258 253		0- 10		26		39		150		.51569 150		2		2	
DIV. I NON-CONF.			10- 5		.66667 86		0- 0		87		142		69		.57307 70		3		3	
TOTALS		RPI 1-25		RPI 26-50		W-L RECORDS		RPI 51-100		RPI 101-150		RPI 150+								
10- 21		0- 9		0- 4		OVERALL		2- 4		2- 4		6- 0								
5- 8		0- 4		0- 2		HOME		0- 0		1- 2		4- 0								
4- 9		0- 4		0- 2		AWAY		2- 1		1- 2		1- 0								
1- 4		0- 1		0- 0		NEUTRAL		0- 3		0- 0		1- 0								
10- 5		0- 1		0- 0		NON-CONFERENCE		2- 4		2- 0		6- 0								
5- 0		0- 0		0- 0		HOME		0- 0		1- 0		4- 0								
4- 1		0- 0		0- 0		AWAY		2- 1		1- 0		1- 0								
1- 4		0- 1		0- 0		NEUTRAL		0- 3		0- 0		1- 0								
0- 16		0- 8		0- 4		CONFERENCE		0- 0		0- 4		0- 0								
0- 8		0- 4		0- 2		HOME		0- 0		0- 2		0- 0								
0- 8		0- 4		0- 2		AWAY		0- 0		0- 2		0- 0								
0- 0		0- 0		0- 0		NEUTRAL		0- 0		0- 0		0- 0								
RPI	S	Opponent		Score		RPI	S	Opponent		Score		RPI	S	Opponent		Score				
4	A	Texas		0 3		27	A	Iowa St.		0 3		63	A	UTSA		0 3				
4	H	Texas		2 3		27	H	Iowa St.		2 3		65	A	Rice		3 2				
5	A	Kansas		0 3		42	A	Baylor		0 3		71	N	Long Beach St.		0 3				
5	H	Kansas		0 3		42	H	Baylor		1 3		81	N	Colorado		2 3				
18	A	Kansas St.		0 3								82	N	Texas St.		0 3				
18	H	Kansas St.		0 3								98	A	North Dakota		3 0				
20	A	TCU		1 3																
20	H	TCU		2 3																
21	N	Wichita St.		0 3																
						LAST 10 GAMES														
						18	A	Kansas St.		0 3		42	H	Baylor		1 3				
						20	H	TCU		2 3		149	A	West Virginia		2 3				
						4	A	Texas		0 3		5	H	Kansas		0 3				
						105	A	Oklahoma		0 3		4	H	Texas		2 3				
						27	H	Iowa St.		2 3		27	A	Iowa St.		0 3				

Non-Div. I Games:

Texas Tech

Average RPI Win:		184	WON-LOST RECORD		WINNING PCT. RANK		LAST 10 GAMES		STRENGTH OF SCHEDULE		OPP. STRENGTH OF SCHEDULE		TEAM RPI		ADJ RPI		CONF. RPI		ADJ CONF. RPI				
Average RPI Loss:		73																					
DIV. I ONLY			11- 17		.39286 221		5- 5		55		90		151		.51565 151		13		13				
DIV. I NON-CONF.			4- 8		.33333 244		0- 0		23		42		102		.54232 103		10		9				
TOTALS		RPI 1-25		RPI 26-50		W-L RECORDS		RPI 51-100		RPI 101-150		RPI 150+											
11- 17		0- 3		0- 2		OVERALL		1- 9		4- 2		6- 1											
3- 5		0- 1		0- 0		HOME		0- 3		0- 1		3- 0											
5- 8		0- 2		0- 1		AWAY		0- 5		2- 0		3- 0											
3- 4		0- 0		0- 1		NEUTRAL		1- 1		2- 1		0- 1											
4- 8		0- 1		0- 2		NON-CONFERENCE		1- 3		3- 1		0- 1											
0- 0		0- 0		0- 0		HOME		0- 0		0- 0		0- 0											
1- 4		0- 1		0- 1		AWAY		0- 2		1- 0		0- 0											
3- 4		0- 0		0- 1		NEUTRAL		1- 1		2- 1		0- 1											
7- 9		0- 2		0- 0		CONFERENCE		0- 6		1- 1		6- 0											
3- 5		0- 1		0- 0		HOME		0- 3		0- 1		3- 0											
4- 4		0- 1		0- 0		AWAY		0- 3		1- 0		3- 0											
0- 0		0- 0		0- 0		NEUTRAL		0- 0		0- 0		0- 0											
RPI	S	Opponent		Score		RPI	S	Opponent		Score		RPI	S	Opponent		Score							
7	A	BYU		0	3	33	A	UNLV		0	3	52	N	Lipscomb		1	3	112	N	Sacramento St.		3	0
23	A	Hawaii		0	3	33	N	UNLV		0	3	54	A	Cal Poly		1	3	125	A	Utah Valley		3	2
23	H	Hawaii		0	3							54	H	Cal Poly		2	3	129	N	Samford		1	3
												57	N	Hofstra		3	2	138	N	Rhode Island		3	2
												71	A	Long Beach St.		0	3	143	A	UC Davis		3	2
												71	H	Long Beach St.		0	3	143	H	UC Davis		1	3
												74	A	Wyoming		0	3	167	A	UC Irvine		3	2
												89	A	Pepperdine		2	3	167	H	UC Irvine		3	2
												93	A	UC Santa Barbara		1	3	200	N	Eastern Wash.		0	3
												93	H	UC Santa Barbara		1	3	267	A	UC Riverside		3	1
																		267	H	UC Riverside		3	0
																		288	A	Cal St. Fullerton		3	1
																		288	H	Cal St. Fullerton		3	1
						LAST 10 GAMES																	
						288 H Cal St. Fullerton						267 H UC Riverside						3 0					
						267 A UC Riverside						167 H UC Irvine						3 2					
						71 H Long Beach St.						143 H UC Davis						1 3					
						288 A Cal St. Fullerton						93 A UC Santa Barbara						1 3					
						23 A Hawaii						54 A Cal Poly						1 3					

Non-Div. I Games:

CSUN

Average RPI Win: 170		WON-LOST RECORD		WINNING PCT. RANK		LAST 10 GAMES		STRENGTH OF SCHEDULE		OPP. STRENGTH OF SCHEDULE		TEAM RPI		ADJ RPI		CONF. RPI		ADJ CONF. RPI	
Average RPI Loss: 60																			
DIV. I ONLY		9- 21		.3 265		6- 4		18		45		154		.51527 152		4		4	
DIV. I NON-CONF.		2- 10		.16667 297		0- 0		52		65		203		.47665 197		4		4	
TOTALS		RPI 1-25		RPI 26-50		W-L RECORDS		RPI 51-100		RPI 101-150		RPI 150+							
9- 21		0- 9		0- 1		OVERALL		1- 6		1- 4		7- 1							
4- 8		0- 5		0- 0		HOME		1- 1		0- 2		3- 0							
4- 9		0- 3		0- 0		AWAY		0- 4		1- 1		3- 1							
1- 4		0- 1		0- 1		NEUTRAL		0- 1		0- 1		1- 0							
2- 10		0- 3		0- 1		NON-CONFERENCE		0- 2		0- 3		2- 1							
1- 2		0- 1		0- 0		HOME		0- 0		0- 1		1- 0							
0- 4		0- 1		0- 0		AWAY		0- 1		0- 1		0- 1							
1- 4		0- 1		0- 1		NEUTRAL		0- 1		0- 1		1- 0							
7- 11		0- 6		0- 0		CONFERENCE		1- 4		1- 1		5- 0							
3- 6		0- 4		0- 0		HOME		1- 1		0- 1		2- 0							
4- 5		0- 2		0- 0		AWAY		0- 3		1- 0		3- 0							
0- 0		0- 0		0- 0		NEUTRAL		0- 0		0- 0		0- 0							
RPI S	Opponent	Score		RPI S	Opponent	Score		RPI S	Opponent	Score		RPI S	Opponent	Score					
3 N	Nebraska	0	3	44 N	Missouri St.	0	3	53 A	Alabama	1	3	103 H	Southern Miss.	1	3				
5 A	Kansas	2	3					53 H	Alabama	0	3	108 A	South Carolina	3	1				
9 A	Missouri	0	3					56 A	Illinois	0	3	115 H	Auburn	1	3				
9 H	Missouri	0	3					59 N	Xavier	1	3	132 A	New Mexico	1	3				
10 H	Florida	0	3					84 A	Tennessee	1	3	141 N	Maryland	1	3				
18 H	Kansas St.	0	3					84 H	Tennessee	3	0	153 A	LSU	3	0				
19 A	Kentucky	0	3					91 A	Ole Miss	2	3	163 A	Mississippi St.	3	2				
19 H	Kentucky	0	3									163 H	Mississippi St.	3	1				
25 H	Texas A&M	0	3									173 H	UMKC	3	1				
												188 A	Georgia	3	1				
												188 H	Georgia	3	2				
												221 A	Oral Roberts	0	3				
												312 N	Chicago St.	3	1				
				LAST 10 GAMES															
	10 H	Florida	0	3		19 H	Kentucky	0	3										
	108 A	South Carolina	3	1		53 A	Alabama	1	3										
	163 A	Mississippi St.	3	2		188 H	Georgia	3	2										
	188 A	Georgia	3	1		163 H	Mississippi St.	3	1										
	84 H	Tennessee	3	0		115 H	Auburn	1	3										

Non-Div. I Games:

Arkansas

Average RPI Win: 161		WON-LOST	WINNING	LAST 10	STRENGTH OF	OPP. STRENGTH	TEAM	ADJ	CONF.	ADJ CONF.				
Average RPI Loss: 71		RECORD	PCT. RANK	GAMES	SCHEDULE	OF SCHEDULE	RPI	RPI	RPI	RPI				
DIV. I ONLY		9- 20	.31034	262	2- 8	16	61	152	.51491	153	4	4		
DIV. I NON-CONF.		5- 6	.45455	199	0- 0	62	127	114	.53389	116	4	4		
<hr/>														
TOTALS		RPI 1-25		RPI 26-50		W-L RECORDS		RPI 51-100		RPI 101-150		RPI 150+		
9- 20		0- 8		0- 1		OVERALL		2- 4		0- 5		7- 2		
2- 12		0- 4		0- 1		HOME		0- 2		0- 3		2- 2		
3- 8		0- 4		0- 0		AWAY		2- 2		0- 2		1- 0		
4- 0		0- 0		0- 0		NEUTRAL		0- 0		0- 0		4- 0		
5- 6		0- 1		0- 1		NON-CONFERENCE		1- 1		0- 2		4- 1		
0- 5		0- 1		0- 1		HOME		0- 0		0- 2		0- 1		
1- 1		0- 0		0- 0		AWAY		1- 1		0- 0		0- 0		
4- 0		0- 0		0- 0		NEUTRAL		0- 0		0- 0		4- 0		
4- 14		0- 7		0- 0		CONFERENCE		1- 3		0- 3		3- 1		
2- 7		0- 3		0- 0		HOME		0- 2		0- 1		2- 1		
2- 7		0- 4		0- 0		AWAY		1- 1		0- 2		1- 0		
0- 0		0- 0		0- 0		NEUTRAL		0- 0		0- 0		0- 0		
RPI	S	Opponent		Score	RPI	S	Opponent		Score	RPI	S	Opponent		Score
9	A	Missouri		0 3	42	H	Baylor		0 3	53	H	Alabama		1 3
9	H	Missouri		0 3						61	A	UCF		3 2
10	A	Florida		0 3						64	A	Duke		0 3
10	H	Florida		0 3						84	A	Tennessee		1 3
19	A	Kentucky		0 3						91	A	Ole Miss		3 2
22	H	Florida St.		0 3						91	H	Ole Miss		1 3
25	A	Texas A&M		1 3										
25	H	Texas A&M		1 3										
													</	

Non-Div. I Games:

LSU

Average RPI Win:		222	WON-LOST RECORD		WINNING PCT. RANK		LAST 10 GAMES		STRENGTH OF SCHEDULE		OPP. STRENGTH OF SCHEDULE		TEAM RPI		ADJ RPI		CONF. RPI		ADJ CONF. RPI				
Average RPI Loss:		118																					
DIV. I ONLY			19- 13		.59375 111		7- 3		179		206		153		.5148 154		21		21				
DIV. I NON-CONF.			7- 6		.53846 157		0- 0		231		151		186		.48381 186		24		24				
TOTALS		RPI 1-25		RPI 26-50		W-L RECORDS		RPI 51-100		RPI 101-150		RPI 150+											
19- 13		0- 3		0- 1		OVERALL		3- 1		0- 3		16- 5											
13- 2		0- 0		0- 0		HOME		2- 0		0- 1		11- 1											
3- 8		0- 1		0- 1		AWAY		0- 1		0- 2		3- 3											
3- 3		0- 2		0- 0		NEUTRAL		1- 0		0- 0		2- 1											
7- 6		0- 3		0- 1		NON-CONFERENCE		2- 0		0- 0		5- 2											
6- 1		0- 0		0- 0		HOME		1- 0		0- 0		5- 1											
0- 2		0- 1		0- 1		AWAY		0- 0		0- 0		0- 0											
1- 3		0- 2		0- 0		NEUTRAL		1- 0		0- 0		0- 1											
12- 7		0- 0		0- 0		CONFERENCE		1- 1		0- 3		11- 3											
7- 1		0- 0		0- 0		HOME		1- 0		0- 1		6- 0											
3- 6		0- 0		0- 0		AWAY		0- 1		0- 2		3- 3											
2- 0		0- 0		0- 0		NEUTRAL		0- 0		0- 0		2- 0											
RPI	S	Opponent		Score		RPI	S	Opponent		Score		RPI	S	Opponent		Score		RPI	S	Opponent		Score	
5	N	Kansas		1	3	28	A	Dayton		0	3	59	N	Xavier		3	1	129	A	Samford		1	3
17	A	Creighton		0	3							91	H	Ole Miss		3	2	129	A	Samford		0	3
20	N	TCU		0	3							100	A	ETSU		0	3	129	H	Samford		0	3
												100	H	ETSU		3	1	156	N	Northwestern		0	3
																		157	A	UNCG		2	3
																		157	H	UNCG		3	0
																		157	N	UNCG		3	2
																		190	H	Tennessee St.		1	3
																		197	A	Mercer		3	0
																		197	H	Mercer		3	0
																		197	N	Mercer		3	1
																		207	A	Wofford		1	3
																		207	H	Wofford		3	0
																		216	A	Furman		3	0
																		216	H	Furman		3	1
																		264	A	Western Caro.		1	3
																		264	H	Western Caro.		3	1
																		288	H	Cal St. Fullerton		3	0
																		298	H	Appalachian St.		3	2
																		301	H	Presbyterian		3	0
																		302	A	The Citadel		3	2
																		302	H	The Citadel		3	2
																		333	H	South Carolina St.		3	0
																		334	H	Mississippi Val.		3	0
LAST 10 GAMES																							
129 A Samford						1	3	264 A Western Caro.						1	3	333 H South Carolina St.						3	0
157 N UNCG						3	2	207 A Wofford						1	3	334 H Mississippi Val.						3	0
197 N Mercer						3	1	302 A The Citadel						3	2								
157 H UNCG						3	0	216 A Furman						3	0								
216 H Furman						3	1	197 H Mercer						3	0								

Non-Div. I Games:

Chattanooga

Average RPI Win:	173	WON-LOST RECORD	WINNING PCT. RANK	LAST 10 GAMES	STRENGTH OF SCHEDULE	OPP. STRENGTH OF SCHEDULE	TEAM RPI	ADJ RPI	CONF. RPI	ADJ CONF. RPI	
DIV. I ONLY		12- 18	.4 214	5- 5	76	65	155	.51358	155	10	10
DIV. I NON-CONF.		5- 5	.5 169	0- 0	26	25	59	.58561	59	6	6
<hr/>											
TOTALS	RPI 1-25	RPI 26-50		W-L RECORDS		RPI 51-100		RPI 101-150		RPI 150+	
12- 18	0- 6	0- 2		OVERALL		2- 4		3- 3		7- 3	
5- 10	0- 3	0- 0		HOME		2- 2		0- 3		3- 2	
5- 6	0- 1	0- 2		AWAY		0- 2		1- 0		4- 1	
2- 2	0- 2	0- 0		NEUTRAL		0- 0		2- 0		0- 0	
5- 5	0- 3	0- 0		NON-CONFERENCE		1- 0		3- 2		1- 0	
2- 3	0- 1	0- 0		HOME		1- 0		0- 2		1- 0	
1- 0	0- 0	0- 0		AWAY		0- 0		1- 0		0- 0	
2- 2	0- 2	0- 0		NEUTRAL		0- 0		2- 0		0- 0	
7- 13	0- 3	0- 2		CONFERENCE		1- 4		0- 1		6- 3	
3- 7	0- 2	0- 0		HOME		1- 2		0- 1		2- 2	
4- 6	0- 1	0- 2		AWAY		0- 2		0- 0		4- 1	
0- 0	0- 0	0- 0		NEUTRAL		0- 0		0- 0		0- 0	
RPI S	Opponent	Score	RPI S	Opponent	Score	RPI S	Opponent	Score	RPI S	Opponent	Score
1 N	Wisconsin	0 3	39 A	Pittsburgh	0 3	52 H	Lipscomb	3 2	102 H	Miami (FL)	2 3
2 N	Minnesota	0 3	49 A	Georgia Tech	1 3	64 A	Duke	0 3	115 H	Auburn	2 3
8 H	North Carolina	0 3				64 H	Duke	0 3	116 N	Oakland	3 1
19 H	Kentucky	0 3				66 H	North Carolina St.	0 3	117 A	Bowling Green	3 2
22 A	Florida St.	1 3				67 A	Notre Dame	0 3	126 H	Santa Clara	1 3
22 H	Florida St.	1 3				67 H	Notre Dame	3 1	148 N	VCU	3 0
									168 A	Virginia Tech	3 1
									223 A	Syracuse	2 3
									223 H	Syracuse	3 1
									226 A	Clemson	3 0
									234 A	Wake Forest	3 0
									234 H	Wake Forest	1 3
									236 A	Boston College	3 2
									236 H	Boston College	3 0
									237 H	Virginia	0 3
									250 H	Stony Brook	3 1
<hr/>											
			LAST 10 GAMES								
			236 H Boston College 3 0			67 H Notre Dame 3 1					
			223 H Syracuse 3 1			234 A Wake Forest 3 0					
			226 A Clemson 3 0			64 A Duke 0 3					
			49 A Georgia Tech 1 3			102 H Miami (FL) 2 3					
			237 H Virginia 0 3			22 H Florida St. 1 3					

Non-Div. I Games:

Louisville

[illegible]

Non-Div. I Games:

Northwestern

Average RPI Win: 221		WON-LOST	WINNING	LAST 10	STRENGTH OF		OPP. STRENGTH	TEAM	ADJ	CONF.	ADJ CONF.
Average RPI Loss: 153		RECORD	PCT. RANK	GAMES	SCHEDULE		OF SCHEDULE	RPI	RPI	RPI	RPI
DIV. I ONLY		18- 13	.58065	122	7- 3		175	234	156	.51118	157
DIV. I NON-CONF.		6- 7	.46154	192	0- 0		185	201	199	.47521	199
TOTALS		RPI 1-25	RPI 26-50		W-L RECORDS		RPI 51-100		RPI 101-150		RPI 150+
18- 13	0- 0	0- 1		OVERALL		1- 2		3- 1		14- 9	
10- 3	0- 0	0- 0		HOME		1- 0		2- 0		7- 3	
5- 7	0- 0	0- 0		AWAY		0- 2		1- 1		4- 4	
3- 3	0- 0	0- 1		NEUTRAL		0- 0		0- 0		3- 2	
6- 7	0- 0	0- 1		NON-CONFERENCE		0- 1		1- 1		5- 4	
3- 2	0- 0	0- 0		HOME		0- 0		1- 0		2- 2	
1- 3	0- 0	0- 0		AWAY		0- 1		0- 1		1- 1	
2- 2	0- 0	0- 1		NEUTRAL		0- 0		0- 0		2- 1	
12- 6	0- 0	0- 0		CONFERENCE		1- 1		2- 0		9- 5	
7- 1	0- 0	0- 0		HOME		1- 0		1- 0		5- 1	
4- 4	0- 0	0- 0		AWAY		0- 1		1- 0		3- 3	
1- 1	0- 0	0- 0		NEUTRAL		0- 0		0- 0		1- 1	
RPI S	Opponent	Score	RPI S	Opponent	Score	RPI S	Opponent	Score	RPI S	Opponent	Score
			34 N	Ohio St.	0 3	64 A	Duke	0 3	109 A	High Point	2 3
						100 A	ETSU	0 3	118 H	Radford	3 1
						100 H	ETSU	3 1	129 A	Samford	3 1
									129 H	Samford	3 1
									153 N	LSU	1 3
									154 A	Chattanooga	0 3
									154 H	Chattanooga	3 2
									154 N	Chattanooga	2 3
									183 H	Elon	2 3
									184 N	Valparaiso	3 1
									197 A	Mercer	2 3
									197 H	Mercer	1 3
									207 A	Wofford	3 0
									207 H	Wofford	3 0
									210 A	Ball St.	2 3
									214 H	Youngstown St.	1 3
									216 A	Furman	1 3
									216 H	Furman	3 0
									241 N	Eastern Ky.	3 2
									264 A	Western Caro.	3 0
									264 H	Western Caro.	3 1
									264 N	Western Caro.	3 2
									283 A	Charlotte	3 0
									302 A	The Citadel	3 1
									302 H	The Citadel	3 1
									310 H	N.C. A&T	3 0
									311 H	Hampton	3 0
LAST 10 GAMES			154 N	Chattanooga	2 3	197 H	Mercer	1 3			
			264 N	Western Caro.	3 2	302 H	The Citadel	3 1			
			154 A	Chattanooga	0 3	100 H	ETSU	3 1			
			129 A	Samford	3 1	264 A	Western Caro.	3 0			
			264 H	Western Caro.	3 1	207 H	Wofford	3 0			

Non-Div. I Games:

UNCG

Average RPI Win: 231		WON-LOST	WINNING	LAST 10	STRENGTH OF		OPP. STRENGTH	TEAM	ADJ	CONF.	ADJ CONF.
Average RPI Loss: 129		RECORD	PCT. RANK	GAMES	SCHEDULE		OF SCHEDULE	RPI	RPI	RPI	RPI
DIV. I ONLY		18- 14	.5625	131	4- 6		168	228	157	.51096	158
DIV. I NON-CONF.		10- 7	.58824	127	0- 1		124	251	122	.52534	123
TOTALS		RPI 1-25	RPI 26-50		W-L RECORDS		RPI 51-100		RPI 101-150		RPI 150+
18- 14	0- 0	0- 2		OVERALL		1- 4		1- 3		16- 5	
8- 4	0- 0	0- 0		HOME		1- 1		0- 1		7- 2	
6- 6	0- 0	0- 1		AWAY		0- 2		0- 1		6- 2	
4- 4	0- 0	0- 1		NEUTRAL		0- 1		1- 1		3- 1	
10- 7	0- 0	0- 2		NON-CONFERENCE		0- 1		1- 1		9- 3	
4- 1	0- 0	0- 0		HOME		0- 0		0- 0		4- 1	
2- 3	0- 0	0- 1		AWAY		0- 0		0- 0		2- 2	
4- 3	0- 0	0- 1		NEUTRAL		0- 1		1- 1		3- 0	
8- 7	0- 0	0- 0		CONFERENCE		1- 3		0- 2		7- 2	
4- 3	0- 0	0- 0		HOME		1- 1		0- 1		3- 1	
4- 3	0- 0	0- 0		AWAY		0- 2		0- 1		4- 0	
0- 1	0- 0	0- 0		NEUTRAL		0- 0		0- 0		0- 1	
RPI S	Opponent	Score	RPI S	Opponent	Score	RPI S	Opponent	Score	RPI S	Opponent	Score
35 A	Coastal Caro.	0 3	52 A	Lipscomb	0 3	114 A	Kennesaw St.	0 3			
49 N	Georgia Tech	0 3	52 H	Lipscomb	0 3	114 H	Kennesaw St.	1 3			
			58 A	FGCU	0 3	142 N	Northern Colo.	3 1			
			58 H	FGCU	3 2	145 N	Toledo	2 3			
			94 N	Northeastern	1 3	178 A	Fla. Atlantic	3 2			
						185 N	Drake	3 2			
						197 H	Mercer	3 0			
						205 A	Florida A&M	0 3			
						205 H	Florida A&M	3 2			
						206 A	Houston Baptist	1 3			
						215 N	Penn	3 0			
						222 A	USC Upstate	3 0			
						222 H	USC Upstate	0 3			
						222 N	USC Upstate	1 3			
						224 A	Jacksonville	3 2			
						224 H	Jacksonville	3 1			
						227 A	Ga. Southern	3 1			
						234 H	FIU	1 3			
						279 H	Bethune-Cookman	3 1			
						279 N	Bethune-Cookman	3 1			
						296 A	Stetson	3 1			
						296 H	Stetson	3 0			
						304 A	NJIT	3 0			
						304 H	NJIT	3 0			
						316 H	Nicholls St.	3 0			
LAST 10 GAMES			222 N	USC Upstate	1 3	296 H	Stetson	3 0			
			52 A	Lipscomb	0 3	58 H	FGCU	3 2			
			114 A	Kennesaw St.	0 3	205 A	Florida A&M	0 3			
			222 H	USC Upstate	0 3	224 H	Jacksonville	3 1			
			304 H	NJIT	3 0	58 A	FGCU	0 3			

Non-Div. I Games:

North Florida

Average RPI Win:	275	WON-LOST	WINNING	LAST 10	STRENGTH OF	OPP. STRENGTH	TEAM	ADJ	CONF.	ADJ CONF.		
Average RPI Loss:	59	RECORD	PCT. RANK	GAMES	SCHEDULE	OF SCHEDULE	RPI	RPI	RPI	RPI		
DIV. I ONLY		26- 5	.83871	14		323	281	158	.51055	159	31	31
DIV. I NON-CONF.		10- 5	.66667	86		216	171	133	.52112	135	30	30
<hr/>												
TOTALS	RPI 1-25	RPI 26-50		W-L RECORDS		RPI 51-100		RPI 101-150		RPI 150+		
26- 5	0- 0	0- 3		OVERALL		1- 1		0- 1		25- 0		
9- 0	0- 0	0- 0		HOME		0- 0		0- 0		9- 0		
7- 2	0- 0	0- 1		AWAY		0- 1		0- 0		7- 0		
10- 3	0- 0	0- 2		NEUTRAL		1- 0		0- 1		9- 0		
10- 5	0- 0	0- 3		NON-CONFERENCE		1- 1		0- 1		9- 0		
2- 0	0- 0	0- 0		HOME		0- 0		0- 0		2- 0		
1- 2	0- 0	0- 1		AWAY		0- 1		0- 0		1- 0		
7- 3	0- 0	0- 2		NEUTRAL		1- 0		0- 1		6- 0		
16- 0	0- 0	0- 0		CONFERENCE		0- 0		0- 0		16- 0		
7- 0	0- 0	0- 0		HOME		0- 0		0- 0		7- 0		
6- 0	0- 0	0- 0		AWAY		0- 0		0- 0		6- 0		
3- 0	0- 0	0- 0		NEUTRAL		0- 0		0- 0		3- 0		
RPI S	Opponent	Score	RPI S	Opponent	Score	RPI S	Opponent	Score	RPI S	Opponent	Score	
			26 A	Penn St.	0 3	67 A	Notre Dame	2 3	138 N	Rhode Island	2 3	
			29 N	Purdue	0 3	86 N	American	3 2	195 H	UMBC	3 1	
			35 N	Coastal Caro.	0 3				205 N	Florida A&M	3 1	
									208 A	UMES	3 1	
									208 H	UMES	3 0	
									215 A	Penn	3 0	
									226 N	Clemson	3 1	
									233 N	Georgetown	3 1	
									273 N	George Mason	3 1	
									273 N	George Mason	3 0	
									279 H	Bethune-Cookman	3 1	
									279 N	Bethune-Cookman	3 1	
									303 H	Loyola Maryland	3 0	
									311 A	Hampton	3 0	
									311 H	Hampton	3 0	
									313 A	Morgan St.	3 0	
									313 H	Morgan St.	3 0	
									319 N	Bucknell	3 0	
									320 A	Norfolk St.	3 0	
									320 H	Norfolk St.	3 0	
									322 N	N.C. Central	3 0	
									323 N	Lafayette	3 1	
									328 A	Delaware St.	3 1	
									328 H	Delaware St.	3 0	
									329 A	Coppin St.	3 0	
									329 H	Coppin St.	3 0	
			LAST 10 GAMES									
			205 N	Florida A&M	3 1	311 H	Hampton	3 0	328 A	Delaware St.	3 1	
			279 N	Bethune-Cookman	3 1	320 H	Norfolk St.	3 0	328 H	Delaware St.	3 0	
			322 N	N.C. Central	3 0	328 H	Delaware St.	3 0	329 A	Coppin St.	3 0	
			320 A	Norfolk St.	3 0	208 A	UMES	3 1	329 H	Coppin St.	3 0	
			313 H	Morgan St.	3 0	329 A	Coppin St.	3 0				

Non-Div. I Games:

Howard

Average RPI Win:	197	WON-LOST RECORD	WINNING PCT. RANK	LAST 10 GAMES	STRENGTH OF SCHEDULE	OPP. STRENGTH OF SCHEDULE	TEAM RPI	ADJ RPI	CONF. RPI	ADJ CONF. RPI	
DIV. I ONLY		14- 15	.48276 184	8- 2	122	142	160	.50981 160	20	20	
DIV. I NON-CONF.		3- 10	.23077 283	0- 0	64	81	188	.48206 188	14	14	
<hr/>											
TOTALS	RPI 1-25	RPI 26-50		W-L RECORDS		RPI 51-100		RPI 101-150		RPI 150+	
14- 15	0- 0	0- 3		OVERALL		2- 5		3- 4		9- 3	
7- 4	0- 0	0- 0		HOME		1- 1		1- 2		5- 1	
6- 4	0- 0	0- 0		AWAY		1- 2		2- 1		3- 1	
1- 7	0- 0	0- 3		NEUTRAL		0- 2		0- 1		1- 1	
<hr/>											
3- 10	0- 0	0- 3		NON-CONFERENCE		1- 4		1- 1		1- 2	
2- 2	0- 0	0- 0		HOME		1- 0		0- 1		1- 1	
1- 2	0- 0	0- 0		AWAY		0- 2		1- 0		0- 0	
0- 6	0- 0	0- 3		NEUTRAL		0- 2		0- 0		0- 1	
<hr/>											
11- 5	0- 0	0- 0		CONFERENCE		1- 1		2- 3		8- 1	
5- 2	0- 0	0- 0		HOME		0- 1		1- 1		4- 0	
5- 2	0- 0	0- 0		AWAY		1- 0		1- 1		3- 1	
1- 1	0- 0	0- 0		NEUTRAL		0- 0		0- 1		1- 0	
<hr/>											
RPI S	Opponent	Score	RPI S	Opponent	Score	RPI S	Opponent	Score	RPI S	Opponent	Score
			31 N	Utah	1 3	57 N	Hofstra	1 3	112 H	Sacramento St.	0 3
			39 N	Pittsburgh	0 3	79 A	New Mexico St.	3 1	123 A	UTRGV	3 1
			42 N	Baylor	0 3	79 H	New Mexico St.	0 3	123 H	UTRGV	3 1
						82 N	Texas St.	1 3	125 A	Utah Valley	2 3
						92 H	Northern Ariz.	3 2	125 H	Utah Valley	2 3
						93 A	UC Santa Barbara	0 3	125 N	Utah Valley	2 3
						97 A	Portland	1 3	144 A	Army West Point	3 2
									167 H	UC Irvine	1 3
									173 A	UMKC	1 3
									173 H	UMKC	3 0
									182 A	Seattle U	3 0
									182 H	Seattle U	3 2
									182 N	Seattle U	3 2
									184 N	Valparaiso	1 3
									267 H	UC Riverside	3 0
									294 A	Grand Canyon	3 0
									294 H	Grand Canyon	3 0
									312 A	Chicago St.	3 1
									312 H	Chicago St.	3 0
<hr/>											
LAST 10 GAMES											
			125 N	Utah Valley	2 3	312 H	Chicago St.	3 0			
			182 N	Seattle U	3 2	79 A	New Mexico St.	3 1			
			125 A	Utah Valley	2 3	123 A	UTRGV	3 1			
			182 A	Seattle U	3 0	294 A	Grand Canyon	3 0			
			173 H	UMKC	3 0	182 H	Seattle U	3 2			

Non-Div. I Games:

CSU Bakersfield

Average RPI Win:	251	WON-LOST	WINNING	LAST 10	STRENGTH OF	OPP. STRENGTH	TEAM	ADJ	CONF.	ADJ CONF.	
Average RPI Loss:	167	RECORD	PCT. RANK	GAMES	SCHEDULE	OF SCHEDULE	RPI	RPI	RPI	RPI	
DIV. I ONLY	22- 8	.73333	51	9- 1	289	279	161	.50954	161	29	29
DIV. I NON-CONF.	8- 6	.57143	138	1- 0	254	167	190	.48106	190	29	29
<hr/>											
TOTALS	RPI 1-25	RPI 26-50		W-L RECORDS	RPI 51-100		RPI 101-150		RPI 150+		
22- 8	0- 0	0- 1		OVERALL	0- 1		3- 2		19- 4		
10- 3	0- 0	0- 0		HOME	0- 0		0- 1		10- 2		
9- 2	0- 0	0- 0		AWAY	0- 0		2- 1		7- 1		
3- 3	0- 0	0- 1		NEUTRAL	0- 1		1- 0		2- 1		
<hr/>											
8- 6	0- 0	0- 1		NON-CONFERENCE	0- 1		3- 2		5- 2		
2- 2	0- 0	0- 0		HOME	0- 0		0- 1		2- 1		
3- 1	0- 0	0- 0		AWAY	0- 0		2- 1		1- 0		
3- 3	0- 0	0- 1		NEUTRAL	0- 1		1- 0		2- 1		
<hr/>											
14- 2	0- 0	0- 0		CONFERENCE	0- 0		0- 0		14- 2		
8- 1	0- 0	0- 0		HOME	0- 0		0- 0		8- 1		
6- 1	0- 0	0- 0		AWAY	0- 0		0- 0		6- 1		
0- 0	0- 0	0- 0		NEUTRAL	0- 0		0- 0		0- 0		
<hr/>											
RPI S	Opponent	Score	RPI S	Opponent	Score	RPI S	Opponent	Score	RPI S	Opponent	Score
			50 N	James Madison	1 3	72 N	Villanova	0 3	119 A	Fairfield	3 0
			130 N	Idaho St.	3 1						
			139 A	New Hampshire	3 1						
			141 A	Maryland	0 3						
			147 H	Milwaukee	2 3						
			196 A	LIU Brooklyn	3 1						
			196 H	LIU Brooklyn	2 3						
			196 H	LIU Brooklyn	3 0						
			228 A	Bryant	3 0						
			228 H	Bryant	3 0						
			238 A	Central Conn. St.	2 3						
			238 H	Central Conn. St.	3 0						
			238 H	Central Conn. St.	3 2						
			243 H	Dartmouth	0 3						
			250 H	Stony Brook	3 0						
			251 N	Eastern Mich.	1 3						
			255 A	Robert Morris	3 1						
			255 H	Robert Morris	3 0						
			256 N	Holy Cross	3 1						
			273 H	George Mason	3 0						
280 A	UMass Lowell	3 1									
			LAST 10 GAMES								
			196 H	LIU Brooklyn	2 3	327 H	Fairleigh Dickinson	3 0	308 A	St. Francis Brooklyn	3 1
			238 H	Central Conn. St.	3 0	255 A	Robert Morris	3 1	308 H	St. Francis Brooklyn	3 0
			238 H	Central Conn. St.	3 2	321 A	Saint Francis (PA)	3 0	321 A	Saint Francis (PA)	3 0
			228 H	Bryant	3 0	321 A	Saint Francis (PA)	3 0	321 H	Saint Francis (PA)	3 0
			280 A	UMass Lowell	3 1	196 H	LIU Brooklyn	3 0	327 A	Fairleigh Dickinson	3 1
						308 H	St. Francis Brooklyn	3 0	327 H	Fairleigh Dickinson	3 0

Non-Div. I Games:

Sacred Heart

RPI	S	Opponent	Score	
328	N	Delaware St.	3	0

Sacred Heart

S
a
c
r
e
d
H
e
a
r
t

S
a
c
r
e
d
H
e
a
r
t

Average RPI Win: 188		WON-LOST	WINNING	LAST 10	STRENGTH OF		OPP. STRENGTH	TEAM	ADJ	CONF.	ADJ CONF.
Average RPI Loss: 81		RECORD	PCT. RANK	GAMES	SCHEDULE		OF SCHEDULE	RPI	RPI	RPI	RPI
DIV. I ONLY		14- 18	.4375	197	4- 6		108	93	162	.50822	162
DIV. I NON-CONF.		5- 8	.38462	225	0- 0		107	65	166	.49725	165
TOTALS		RPI 1-25	RPI 26-50		W-L RECORDS		RPI 51-100		RPI 101-150		RPI 150+
14- 18	0- 3	0- 6		OVERALL		2- 2		2- 5		10- 2	
4- 6	0- 1	0- 2		HOME		1- 0		0- 1		3- 2	
6- 8	0- 2	0- 3		AWAY		1- 1		0- 2		5- 0	
4- 4	0- 0	0- 1		NEUTRAL		0- 1		2- 2		2- 0	
5- 8	0- 1	0- 1		NON-CONFERENCE		0- 2		2- 3		3- 1	
0- 1	0- 0	0- 0		HOME		0- 0		0- 0		0- 1	
1- 3	0- 1	0- 0		AWAY		0- 1		0- 1		1- 0	
4- 4	0- 0	0- 1		NEUTRAL		0- 1		2- 2		2- 0	
9- 10	0- 2	0- 5		CONFERENCE		2- 0		0- 2		7- 1	
4- 5	0- 1	0- 2		HOME		1- 0		0- 1		3- 1	
5- 5	0- 1	0- 3		AWAY		1- 0		0- 1		4- 0	
0- 0	0- 0	0- 0		NEUTRAL		0- 0		0- 0		0- 0	
RPI S	Opponent	Score	RPI S	Opponent	Score	RPI S	Opponent	Score	RPI S	Opponent	Score
18 A	Kansas St.	0 3	36 N	Arizona	1 3	51 A	Northern Ill.	1 3	102 N	Miami (FL)	2 3
21 A	Wichita St.	0 3	44 A	Missouri St.	0 3	69 A	Southern Ill.	3 1	106 N	Col. of Charleston	3 1
21 H	Wichita St.	0 3	44 H	Missouri St.	0 3	69 H	Southern Ill.	3 1	107 N	Northern Ky.	3 2
			45 A	UNI	0 3	70 N	Iowa	1 3	120 A	Butler	1 3
			45 A	UNI	0 3				127 A	Illinois St.	1 3
			45 H	UNI	2 3				127 H	Illinois St.	0 3
									134 N	DePaul	1 3
									163 N	Mississippi St.	3 2
									181 H	Ill.-Chicago	1 3
									185 A	Drake	3 1
									185 H	Drake	3 0
									229 A	Indiana St.	3 2
									229 H	Indiana St.	1 3
									234 A	Wake Forest	3 2
									239 N	Davidson	3 2
									254 A	Evansville	3 2
									254 H	Evansville	3 0
									266 A	Bradley	3 0
									266 H	Bradley	3 1
			LAST 10 GAMES								
			45 A	UNI	0 3	21 H	Wichita St.	0 3			
			266 A	Bradley	3 0	254 A	Evansville	3 2			
			185 A	Drake	3 1	69 A	Southern Ill.	3 1			
			45 A	UNI	0 3	127 H	Illinois St.	0 3			
			44 H	Missouri St.	0 3	229 H	Indiana St.	1 3			

Non-Div. I Games:

Loyola Chicago

Average RPI Win:		189	WON-LOST RECORD		WINNING PCT. RANK		LAST 10 GAMES		STRENGTH OF SCHEDULE		OPP. STRENGTH OF SCHEDULE		TEAM RPI		ADJ RPI		CONF. RPI		ADJ CONF. RPI		
DIV. I ONLY			14- 18		.4375 197		3- 7		129		55		163		.5064 163		4		4		
DIV. I NON-CONF.			8- 6		.57143 138		0- 0		247		132		182		.48749 182		4		4		
TOTALS		RPI 1-25		RPI 26-50		W-L RECORDS		RPI 51-100		RPI 101-150		RPI 150+									
14- 18		0- 8		0- 0		OVERALL		4- 2		1- 4		9- 4									
11- 6		0- 3		0- 0		HOME		3- 1		1- 1		7- 1									
2- 9		0- 5		0- 0		AWAY		1- 1		0- 1		1- 2									
1- 3		0- 0		0- 0		NEUTRAL		0- 0		0- 2		1- 1									
8- 6		0- 2		0- 0		NON-CONFERENCE		0- 1		0- 2		8- 1									
6- 2		0- 1		0- 0		HOME		0- 1		0- 0		6- 0									
1- 1		0- 1		0- 0		AWAY		0- 0		0- 0		1- 0									
1- 3		0- 0		0- 0		NEUTRAL		0- 0		0- 2		1- 1									
6- 12		0- 6		0- 0		CONFERENCE		4- 1		1- 2		1- 3									
5- 4		0- 2		0- 0		HOME		3- 0		1- 1		1- 1									
1- 8		0- 4		0- 0		AWAY		1- 1		0- 1		0- 2									
0- 0		0- 0		0- 0		NEUTRAL		0- 0		0- 0		0- 0									
RPI	S	Opponent		Score		RPI	S	Opponent		Score		RPI	S	Opponent		Score					
5	H	Kansas		0	3			53	A	Alabama	1	3	102	N	Miami (FL)		1	3			
9	A	Missouri		0	3			53	H	Alabama	3	2	105	N	Oklahoma		2	3			
10	A	Florida		0	3			84	A	Tennessee	3	0	108	H	South Carolina		2	3			
10	H	Florida		0	3			84	H	Tennessee	3	0	115	A	Auburn		2	3			
18	A	Kansas St.		1	3			91	H	Ole Miss	3	2	115	H	Auburn		3	1			
19	A	Kentucky		1	3			97	H	Portland	2	3	152	A	Arkansas		1	3			
19	H	Kentucky		0	3								152	H	Arkansas		2	3			
25	A	Texas A&M		0	3								153	A	LSU		0	3			
													162	N	Loyola Chicago		2	3			
													188	H	Georgia		3	1			
													200	H	Eastern Wash.		3	0			
													209	A	Little Rock		3	1			
													234	H	FIU		3	2			
													263	N	UT Martin		3	0			
													268	H	Lamar University		3	2			
													272	H	Troy		3	0			
													282	H	McNeese		3	2			
													309	H	Eastern Ill.		3	0			
LAST 10 GAMES																					
188 H Georgia						3	1	10 H Florida						0	3						
152 H Arkansas						2	3	108 H South Carolina						2	3						
91 H Ole Miss						3	2	9 A Missouri						0	3						
153 A LSU						0	3	152 A Arkansas						1	3						
25 A Texas A&M						0	3	84 H Tennessee						3	0						

Non-Div. I Games:

Mississippi St.

U
T
A
r
l
i
n
g
t
o
n

UT Arlington

Average RPI Win:	234	WON-LOST	WINNING	LAST 10	STRENGTH OF	OPP. STRENGTH	TEAM	ADJ	CONF.	ADJ CONF.	
Average RPI Loss:	146	RECORD	PCT. RANK	GAMES	SCHEDULE	OF SCHEDULE	RPI	RPI	RPI	RPI	
DIV. I ONLY	14- 10	.58333	121	6- 4	197	240	165	.50481	165	17	18
DIV. I NON-CONF.	5- 5	.5	169	0- 0	237	269	217	.46327	217	21	21
<hr/>											
TOTALS	RPI 1-25	RPI 26-50		W-L RECORDS		RPI 51-100		RPI 101-150		RPI 150+	
14- 10	0- 0	0- 0		OVERALL		1- 4		0- 1		13- 5	
11- 3	0- 0	0- 0		HOME		1- 1		0- 1		10- 1	
3- 5	0- 0	0- 0		AWAY		0- 2		0- 0		3- 3	
0- 2	0- 0	0- 0		NEUTRAL		0- 1		0- 0		0- 1	
<hr/>											
5- 5	0- 0	0- 0		NON-CONFERENCE		0- 1		0- 1		5- 3	
5- 2	0- 0	0- 0		HOME		0- 0		0- 1		5- 1	
0- 1	0- 0	0- 0		AWAY		0- 0		0- 0		0- 1	
0- 2	0- 0	0- 0		NEUTRAL		0- 1		0- 0		0- 1	
<hr/>											
9- 5	0- 0	0- 0		CONFERENCE		1- 3		0- 0		8- 2	
6- 1	0- 0	0- 0		HOME		1- 1		0- 0		5- 0	
3- 4	0- 0	0- 0		AWAY		0- 2		0- 0		3- 2	
0- 0	0- 0	0- 0		NEUTRAL		0- 0		0- 0		0- 0	
<hr/>											
RPI S	Opponent	Score	RPI S	Opponent	Score	RPI S	Opponent	Score	RPI S	Opponent	Score
						68 N	Indiana	0 3	101 H	SIUE	1 3
						78 A	Princeton	0 3	176 N	Campbell	0 3
						78 H	Princeton	0 3	195 H	UMBC	0 3
						99 A	Yale	1 3	201 A	Cornell	1 3
						99 H	Yale	3 2	201 H	Cornell	3 2
									202 A	Harvard	0 3
									202 H	Harvard	3 1
									215 A	Penn	3 1
									215 H	Penn	3 2
									228 H	Bryant	3 1
									243 A	Dartmouth	3 1
									243 H	Dartmouth	3 0
									249 H	Providence	3 0
									260 A	Brown	3 0
									260 H	Brown	3 0
									262 A	San Francisco	0 3
									274 H	Fordham	3 0
									281 H	Hartford	3 0
									299 H	Manhattan	3 0
<hr/>											
LAST 10 GAMES											
						78 A	Princeton	0 3	260 A	Brown	3 0
						215 A	Penn	3 1	201 A	Cornell	1 3
						202 H	Harvard	3 1	243 A	Dartmouth	3 1
						243 H	Dartmouth	3 0	202 A	Harvard	0 3
						99 A	Yale	1 3	215 H	Penn	3 2

Non-Div. I Games:

Columbia

Average RPI Win: 179		WON-LOST	WINNING	LAST 10	STRENGTH OF		OPP. STRENGTH	TEAM	ADJ	CONF.	ADJ CONF.				
Average RPI Loss: 64		RECORD	PCT. RANK	GAMES	SCHEDULE		OF SCHEDULE	RPI	RPI	RPI	RPI				
DIV. I ONLY		11- 18	.37931	230	3- 7		91	54	166	.50457	166	5	5		
DIV. I NON-CONF.		5- 6	.45455	199	0- 0		125	85	151	.50568	151	5	5		
TOTALS		RPI 1-25	RPI 26-50		W-L RECORDS		RPI 51-100		RPI 101-150		RPI 150+				
11- 18	0- 6	0- 1		OVERALL		3- 9		2- 1		6- 1					
7- 7	0- 3	0- 0		HOME		3- 3		1- 0		3- 1					
2- 10	0- 3	0- 1		AWAY		0- 5		1- 1		1- 0					
2- 1	0- 0	0- 0		NEUTRAL		0- 1		0- 0		2- 0					
5- 6	0- 2	0- 1		NON-CONFERENCE		0- 2		1- 0		4- 1					
2- 3	0- 1	0- 0		HOME		0- 1		0- 0		2- 1					
1- 2	0- 1	0- 1		AWAY		0- 0		1- 0		0- 0					
2- 1	0- 0	0- 0		NEUTRAL		0- 1		0- 0		2- 0					
6- 12	0- 4	0- 0		CONFERENCE		3- 7		1- 1		2- 0					
5- 4	0- 2	0- 0		HOME		3- 2		1- 0		1- 0					
1- 8	0- 2	0- 0		AWAY		0- 5		0- 1		1- 0					
0- 0	0- 0	0- 0		NEUTRAL		0- 0		0- 0		0- 0					
RPI S	Opponent	Score		RPI S	Opponent	Score		RPI S	Opponent	Score		RPI S	Opponent	Score	
7 A	BYU	0	3	46 A	Colorado St.	0	3	56 N	Illinois	0	3	126 A	Santa Clara	0	3
7 H	BYU	0	3					62 A	Loyola Marymount	0	3	126 H	Santa Clara	3	0
11 H	Stanford	0	3					62 H	Loyola Marymount	1	3	142 A	Northern Colo.	3	1
16 A	San Diego	0	3					80 A	Gonzaga	1	3	177 N	Belmont	3	0
16 H	San Diego	0	3					80 H	Gonzaga	3	1	179 H	California	1	3
24 A	Oregon	0	3					85 H	Nevada	1	3	203 N	North Dakota St.	3	1
								87 A	Pacific	0	3	262 A	San Francisco	3	0
								87 H	Pacific	3	1	262 H	San Francisco	3	0
								89 A	Pepperdine	0	3	267 H	UC Riverside	3	1
								89 H	Pepperdine	3	1	278 H	Middle Tenn.	3	1
								97 A	Portland	1	3				
								97 H	Portland	1	3				
LAST 10 GAMES															
126 A	Santa Clara	0	3	16 H	San Diego	0	3								
80 A	Gonzaga	1	3	62 A	Loyola Marymount	0	3								
97 A	Portland	1	3	89 A	Pepperdine	0	3								
87 H	Pacific	3	1	126 H	Santa Clara	3	0								
7 H	BYU	0	3	262 H	San Francisco	3	0								

Non-Div. I Games:

St. Mary's (CA)

Average RPI Win:	168	WON-LOST RECORD	WINNING PCT. RANK	LAST 10 GAMES	STRENGTH OF SCHEDULE	OPP. STRENGTH OF SCHEDULE	TEAM RPI	ADJ RPI	CONF. RPI	ADJ CONF. RPI	
DIV. I ONLY	13- 18	.41935	205	5- 5	111	81	167	.5044	167	13	13
DIV. I NON-CONF.	6- 9	.4	223	1- 0	91	34	144	.51471	144	10	9
<hr/>											
TOTALS	RPI 1-25	RPI 26-50		W-L RECORDS	RPI 51-100		RPI 101-150		RPI 150+		
13- 18	0- 4	1- 2		OVERALL	5- 5		0- 4		7- 3		
5- 6	0- 1	0- 0		HOME	2- 2		0- 1		3- 2		
7- 6	0- 2	1- 0		AWAY	3- 1		0- 2		3- 1		
1- 6	0- 1	0- 2		NEUTRAL	0- 2		0- 1		1- 0		
6- 9	0- 2	1- 2		NON-CONFERENCE	2- 2		0- 2		3- 1		
2- 1	0- 0	0- 0		HOME	1- 0		0- 0		1- 1		
3- 2	0- 1	1- 0		AWAY	1- 0		0- 1		1- 0		
1- 6	0- 1	0- 2		NEUTRAL	0- 2		0- 1		1- 0		
7- 9	0- 2	0- 0		CONFERENCE	3- 3		0- 2		4- 2		
3- 5	0- 1	0- 0		HOME	1- 2		0- 1		2- 1		
4- 4	0- 1	0- 0		AWAY	2- 1		0- 1		2- 1		
0- 0	0- 0	0- 0		NEUTRAL	0- 0		0- 0		0- 0		
<hr/>											
RPI S	Opponent	Score		RPI S	Opponent	Score		RPI S	Opponent	Score	
12 N	UCLA	0	3	41 N	Marquette	2	3	54 A	Cal Poly	0	3
16 A	San Diego	1	3	43 N	Washington St.	1	3	54 H	Cal Poly	1	3
23 A	Hawaii	1	3	48 A	Southern California	3	0	71 A	Long Beach St.	3	2
23 H	Hawaii	0	3					71 H	Long Beach St.	3	2
								81 N	Colorado	0	3
								83 A	San Diego St.	3	2
								92 N	Northern Ariz.	2	3
								93 A	UC Santa Barbara	3	0
								93 H	UC Santa Barbara	0	3
								94 H	Northeastern	3	1

Non-Div. I Games:

UC Irvine

Average RPI Win:		214	WON-LOST	WINNING	LAST 10	STRENGTH OF		OPP. STRENGTH	TEAM	ADJ	CONF.	ADJ CONF.
Average RPI Loss:		69	RECORD	PCT. RANK	GAMES	SCHEDULE		OF SCHEDULE	RPI	RPI	RPI	RPI
DIV. I ONLY		13- 18		.41935	205	5- 5		115	87	169	.50339	168
DIV. I NON-CONF.		5- 6		.45455	199	0- 0		83	108	121	.52877	120
TOTALS		RPI 1-25		RPI 26-50		W-L RECORDS		RPI 51-100		RPI 101-150		RPI 150+
13- 18		0- 3		1- 4		OVERALL		0- 7		1- 2		11- 2
7- 8		0- 1		0- 2		HOME		0- 3		1- 1		6- 1
5- 6		0- 1		0- 2		AWAY		0- 2		0- 1		5- 0
1- 4		0- 1		1- 0		NEUTRAL		0- 2		0- 0		0- 1
5- 6		0- 1		1- 0		NON-CONFERENCE		0- 3		1- 1		3- 1
4- 1		0- 0		0- 0		HOME		0- 0		1- 1		3- 0
0- 1		0- 0		0- 0		AWAY		0- 1		0- 0		0- 0
1- 4		0- 1		1- 0		NEUTRAL		0- 2		0- 0		0- 1
8- 12		0- 2		0- 4		CONFERENCE		0- 4		0- 1		8- 1
3- 7		0- 1		0- 2		HOME		0- 3		0- 0		3- 1
5- 5		0- 1		0- 2		AWAY		0- 1		0- 1		5- 0
0- 0		0- 0		0- 0		NEUTRAL		0- 0		0- 0		0- 0
RPI S	Opponent	Score	RPI S	Opponent	Score	RPI S	Opponent	Score	RPI S	Opponent	Score	
8 H	North Carolina	1 3	39 A	Pittsburgh	0 3	52 A	Lipscomb	0 3	102 A	Miami (FL)	0 3	
22 A	Florida St.	2 3	39 H	Pittsburgh	1 3	53 N	Alabama	2 3	118 H	Radford	3 1	
25 N	Texas A&M	0 3	47 N	Temple	3 2	64 A	Duke	1 3	133 H	Ohio	2 3	
			49 A	Georgia Tech	0 3	64 H	Duke	0 3	155 H	Louisville	1 3	
			49 H	Georgia Tech	1 3	66 H	North Carolina St.	0 3	156 N	Northwestern	0 3	
						67 H	Notre Dame	0 3	195 H	UMBC	3 0	
						91 N	Ole Miss	2 3	223 A	Syracuse	3 1	
									226 A	Clemson	3 1	
									226 H	Clemson	3 0	
									234 A	Wake Forest	3 0	
									234 H	Wake Forest	3 0	
									236 A	Boston College	3 0	
									237 A	Virginia	3 2	
									237 H	Virginia	3 0	
									271 H	Siena	3 0	
									298 H	Appalachian St.	3 2	
LAST 10 GAMES												
			237 A	Virginia	3 2	64 H	Duke	0 3				
			39 A	Pittsburgh	0 3	226 A	Clemson	3 1				
			223 A	Syracuse	3 1	49 A	Georgia Tech	0 3				
			236 A	Boston College	3 0	66 H	North Carolina St.	0 3				
			234 H	Wake Forest	3 0	8 H	North Carolina	1 3				

Non-Div. I Games:

Virginia Tech

Average RPI Win: 248		WON-LOST RECORD	WINNING PCT. RANK		LAST 10 GAMES		STRENGTH OF SCHEDULE		OPP. STRENGTH OF SCHEDULE		TEAM RPI	ADJ RPI	CONF. RPI	ADJ CONF. RPI	
Average RPI Loss: 121															
DIV. I ONLY		20- 11	.64516	83	7- 3		268		222		168	.50219	169	28	28
DIV. I NON-CONF.		7- 6	.53846	157	0- 0		202		136		168	.49625	167	25	25
TOTALS		RPI 1-25	RPI 26-50		W-L RECORDS		RPI 51-100		RPI 101-150		RPI 150+				
20- 11	0- 0	0- 1		OVERALL		0- 4		2- 4		18- 2					
11- 1	0- 0	0- 1		HOME		0- 0		1- 0		10- 0					
4- 7	0- 0	0- 0		AWAY		0- 3		0- 2		4- 2					
5- 3	0- 0	0- 0		NEUTRAL		0- 1		1- 2		4- 0					
7- 6	0- 0	0- 1		NON-CONFERENCE		0- 3		1- 2		6- 0					
3- 1	0- 0	0- 1		HOME		0- 0		0- 0		3- 0					
0- 3	0- 0	0- 0		AWAY		0- 2		0- 1		0- 0					
4- 2	0- 0	0- 0		NEUTRAL		0- 1		1- 1		3- 0					
13- 5	0- 0	0- 0		CONFERENCE		0- 1		1- 2		12- 2					
8- 0	0- 0	0- 0		HOME		0- 0		1- 0		7- 0					
4- 4	0- 0	0- 0		AWAY		0- 1		0- 1		4- 2					
1- 1	0- 0	0- 0		NEUTRAL		0- 0		0- 1		1- 0					
RPI S	Opponent	Score	RPI S	Opponent	Score	RPI S	Opponent	Score	RPI S	Opponent	Score				
			42 H	Baylor	1 3	60 A	A&M-Corpus Christi	0 3	114 N	Kennesaw St.	3 1				
						75 A	Green Bay	0 3	123 N	UTRGV	0 3				
						76 N	Tulsa	1 3	135 A	Sam Houston St.	1 3				
						82 A	Texas St.	1 3	135 H	Sam Houston St.	3 0				
									135 N	Sam Houston St.	0 3				
									150 A	Texas Tech	1 3				
									187 H	North Texas	3 0				
									206 A	Houston Baptist	3 0				
									209 H	Little Rock	3 0				
									211 A	Central Ark.	0 3				
									211 H	Central Ark.	3 0				
									221 N	Oral Roberts	3 2				
									241 A	Abilene Christian	2 3				
									246 A	Incarnate Word	3 1				
									246 H	Incarnate Word	3 0				
									247 A	Northwestern St.	3 0				
									247 H	Northwestern St.	3 0				
									268 A	Lamar University	3 0				
									282 H	McNeese	3 0				
									286 H	La.-Monroe	3 1				
									297 N	South Dakota St.	3 0				
									300 H	Southeastern La.	3 0				
									300 N	Southeastern La.	3 0				
									309 N	Eastern Ill.	3 1				
									316 H	Nicholls St.	3 1				
									324 H	New Orleans	3 1				
LAST 10 GAMES			135 N Sam Houston St.			0 3	324 H New Orleans			3 1	300 N Southeastern La.				
			300 N Southeastern La.			3 0	135 A Sam Houston St.			1 3	309 N Eastern Ill.				
			211 A Central Ark.			0 3	206 A Houston Baptist			3 0	316 H Nicholls St.				
			247 A Northwestern St.			3 0	268 A Lamar University			3 0	324 H New Orleans				
			300 H Southeastern La.			3 0	247 H Northwestern St.			3 0					

Non-Div. I Games:

SFA

Average RPI Win:	256	WON-LOST RECORD	WINNING PCT. RANK	LAST 10 GAMES	STRENGTH OF SCHEDULE	OPP. STRENGTH OF SCHEDULE	TEAM RPI	ADJ RPI	CONF. RPI	ADJ CONF. RPI					
Average RPI Loss:	137														
DIV. I ONLY	16- 13	.55172	137	6- 4	176	253	171	.50138	170	24	24				
DIV. I NON-CONF.	5- 7	.41667	212	0- 0	197	183	216	.46423	216	27	27				
<hr/>															
TOTALS	RPI 1-25	RPI 26-50		W-L RECORDS	RPI 51-100		RPI 101-150		RPI 150+						
16- 13	0- 1	0- 1		OVERALL	0- 1		1- 6		15- 4						
8- 4	0- 0	0- 0		HOME	0- 1		1- 2		7- 1						
5- 6	0- 0	0- 0		AWAY	0- 0		0- 4		5- 2						
3- 3	0- 1	0- 1		NEUTRAL	0- 0		0- 0		3- 1						
<hr/>															
5- 7	0- 1	0- 1		NON-CONFERENCE	0- 1		0- 2		5- 2						
2- 1	0- 0	0- 0		HOME	0- 1		0- 0		2- 0						
0- 3	0- 0	0- 0		AWAY	0- 0		0- 2		0- 1						
3- 3	0- 1	0- 1		NEUTRAL	0- 0		0- 0		3- 1						
<hr/>															
11- 6	0- 0	0- 0		CONFERENCE	0- 0		1- 4		10- 2						
6- 3	0- 0	0- 0		HOME	0- 0		1- 2		5- 1						
5- 3	0- 0	0- 0		AWAY	0- 0		0- 2		5- 1						
0- 0	0- 0	0- 0		NEUTRAL	0- 0		0- 0		0- 0						
<hr/>															
RPI S	Opponent	Score		RPI S	Opponent	Score		RPI S	Opponent	Score					
9 N	Missouri	0	3	39 N	Pittsburgh	0	3	100 H	ETSU	0	3				
								109 A	High Point	1	3				
								109 H	High Point	2	3				
								109 H	High Point	3	0				
								114 A	Kennesaw St.	1	3				
								118 A	Radford	2	3				
								118 H	Radford	1	3				
								148 A	VCU	1	3				
								176 A	Campbell	0	3				
								176 H	Campbell	3	0				
								216 N	Furman	3	1				
								222 H	USC Upstate	3	0				
								222 N	USC Upstate	2	3				
								239 A	Davidson	1	3				
								244 A	Winthrop	3	1				
								244 H	Winthrop	3	2				
								258 A	UNC Asheville	3	2				
								258 H	UNC Asheville	3	0				
								278 N	Middle Tenn.	3	0				
								284 A	Charleston So.	3	2				
								284 H	Charleston So.	2	3				
								287 A	Gardner-Webb	3	2				
								287 H	Gardner-Webb	3	0				
								301 A	Presbyterian	3	2				
								301 H	Presbyterian	3	0				
								311 H	Hampton	3	0				
313 N	Morgan St.	3	0												
								LAST 10 GAMES							
								109 H	High Point	2	3	258 H	UNC Asheville	3	0
								284 H	Charleston So.	2	3	118 H	Radford	1	3
								109 H	High Point	3	0	287 A	Gardner-Webb	3	2
								301 H	Presbyterian	3	0	244 A	Winthrop	3	1
176 A	Campbell	0	3	284 A	Charleston So.	3	2								

Non-Div. I Games:

Liberty

Average RPI Win: 219		WON-LOST	WINNING	LAST 10	STRENGTH OF		OPP. STRENGTH	TEAM	ADJ	CONF.	ADJ CONF.
Average RPI Loss: 91		RECORD	PCT. RANK	GAMES	SCHEDULE		OF SCHEDULE	RPI	RPI	RPI	RPI
DIV. I ONLY		15- 17	.46875	188	4- 6		154	122	172	.5003	171
DIV. I NON-CONF.		8- 4	.66667	86	0- 0		292	275	197	.47679	196
TOTALS		RPI 1-25	RPI 26-50		W-L RECORDS		RPI 51-100		RPI 101-150		RPI 150+
15- 17	0- 0	0- 7		OVERALL		3- 3		1- 4		11- 3	
9- 7	0- 0	0- 3		HOME		2- 1		1- 1		6- 2	
3- 9	0- 0	0- 3		AWAY		1- 2		0- 3		2- 1	
3- 1	0- 0	0- 1		NEUTRAL		0- 0		0- 0		3- 0	
8- 4	0- 0	0- 1		NON-CONFERENCE		0- 0		0- 1		8- 2	
4- 2	0- 0	0- 0		HOME		0- 0		0- 0		4- 2	
1- 1	0- 0	0- 0		AWAY		0- 0		0- 1		1- 0	
3- 1	0- 0	0- 1		NEUTRAL		0- 0		0- 0		3- 0	
7- 13	0- 0	0- 6		CONFERENCE		3- 3		1- 3		3- 1	
5- 5	0- 0	0- 3		HOME		2- 1		1- 1		2- 0	
2- 8	0- 0	0- 3		AWAY		1- 2		0- 2		1- 1	
0- 0	0- 0	0- 0		NEUTRAL		0- 0		0- 0		0- 0	
RPI S	Opponent	Score	RPI S	Opponent	Score	RPI S	Opponent	Score	RPI S	Opponent	Score
			30 A	SMU	0 3	61 A	UCF	0 3	113 A	South Fla.	1 3
			30 H	SMU	0 3	61 H	UCF	1 3	113 H	South Fla.	3 2
			38 A	Cincinnati	0 3	76 A	Tulsa	3 2	115 A	Auburn	0 3
			38 H	Cincinnati	1 3	76 H	Tulsa	3 1	124 A	UConn	0 3
			40 N	Miami (OH)	0 3	90 A	Tulane	0 3	124 H	UConn	0 3
			47 A	Temple	2 3	90 H	Tulane	3 2	177 H	Belmont	1 3
			47 H	Temple	2 3				193 A	East Carolina	2 3
									193 H	East Carolina	3 0
									211 H	Central Ark.	1 3
									224 N	Jacksonville	3 0
									245 A	Houston	3 2
									245 H	Houston	3 0
									257 H	Louisiana Tech	3 1
									263 N	UT Martin	3 0
									277 A	UAB	3 0
									285 N	UL Lafayette	3 0
									309 H	Eastern Ill.	3 0
									312 H	Chicago St.	3 0
									326 H	Jackson St.	3 0
LAST 10 GAMES											
			193 H	East Carolina	3 0	90 A	Tulane	0 3			
			38 H	Cincinnati	1 3	61 H	UCF	1 3			
			30 A	SMU	0 3	113 H	South Fla.	3 2			
			76 A	Tulsa	3 2	124 A	UConn	0 3			
			245 A	Houston	3 2	47 A	Temple	2 3			

Non-Div. I Games:

Memphis

Average RPI Win: 252		WON-LOST RECORD		WINNING PCT. RANK		LAST 10 GAMES		STRENGTH OF SCHEDULE		OPP. STRENGTH OF SCHEDULE		TEAM RPI		ADJ RPI		CONF. RPI		ADJ CONF. RPI	
Average RPI Loss: 131																			
DIV. I ONLY		18- 11		.62069 98		7- 2		247		242		170		.50014 172		27		27	
DIV. I NON-CONF.		4- 7		.36364 233		0- 0		275		112		263		.42241 263		28		28	
TOTALS		RPI 1-25		RPI 26-50		W-L RECORDS		RPI 51-100		RPI 101-150		RPI 150+							
18- 11		0- 1		0- 1		OVERALL		0- 3		2- 3		16- 3							
7- 2		0- 0		0- 0		HOME		0- 1		1- 1		6- 0							
8- 6		0- 1		0- 0		AWAY		0- 2		0- 1		8- 2							
3- 3		0- 0		0- 1		NEUTRAL		0- 0		1- 1		2- 1							
4- 7		0- 1		0- 1		NON-CONFERENCE		0- 0		0- 2		4- 3							
0- 1		0- 0		0- 0		HOME		0- 0		0- 1		0- 0							
2- 3		0- 1		0- 0		AWAY		0- 0		0- 0		2- 2							
2- 3		0- 0		0- 1		NEUTRAL		0- 0		0- 1		2- 1							
14- 4		0- 0		0- 0		CONFERENCE		0- 3		2- 1		12- 0							
7- 1		0- 0		0- 0		HOME		0- 1		1- 0		6- 0							
6- 3		0- 0		0- 0		AWAY		0- 2		0- 1		6- 0							
1- 0		0- 0		0- 0		NEUTRAL		0- 0		1- 0		0- 0							
RPI S	Opponent	Score		RPI S	Opponent	Score		RPI S	Opponent	Score		RPI S	Opponent	Score					
13 A	Michigan	1	3	50 N	James Madison	0	3	86 A	American	0	3	115 N	Auburn	1	3				
								86 A	American	1	3	124 H	UConn	1	3				
								86 H	American	0	3	144 A	Army West Point	1	3				
												144 H	Army West Point	3	0				
												144 N	Army West Point	3	1				
												180 A	Navy	3	2				
												180 H	Navy	3	1				
												201 A	Cornell	1	3				
												223 A	Syracuse	3	1				
												225 N	Marist	3	0				
												240 A	Lehigh	3	0				
												240 H	Lehigh	3	0				
												251 A	Eastern Mich.	3	0				
												253 N	Air Force	2	3				
												256 A	Holy Cross	3	0				
												256 H	Holy Cross	3	0				
												288 A	Cal St. Fullerton	2	3				
												302 N	The Citadel	3	1				
												303 A	Loyola Maryland	3	0				
												303 H	Loyola Maryland	3	0				
												319 A	Bucknell	3	2				
												319 H	Bucknell	3	1				
												323 A	Lafayette	3	0				
												323 H	Lafayette	3	0				
				LAST 10 GAMES															
								86 A	American	1	3	319 H	Bucknell	3	1				
								144 N	Army West Point	3	1	240 A	Lehigh	3	0				
								323 A	Lafayette	3	0	180 A	Navy	3	2				
								303 H	Loyola Maryland	3	0	256 H	Holy Cross	3	0				
								86 H	American	0	3	144 H	Army West Point	3	0				

Non-Div. I Games:

Colgate

UMKC				Through Games Of Nov. 26, 2016															
Average RPI Win: 226		WON-LOST RECORD		WINNING PCT. RANK		LAST 10 GAMES		STRENGTH OF SCHEDULE		OPP. STRENGTH OF SCHEDULE		TEAM RPI		ADJ RPI		CONF. RPI		ADJ CONF. RPI	
DIV. I ONLY		15- 13		.53571 145		5- 5		200		166		173		.49818 173		20		20	
DIV. I NON-CONF.		7- 6		.53846 157		0- 0		161		157		149		.50933 148		14		14	
TOTALS		RPI 1-25		RPI 26-50		W-L RECORDS		RPI 51-100		RPI 101-150		RPI 150+							
15- 13		0- 1		0- 1		OVERALL		0- 3		2- 5		13- 3							
8- 2		0- 0		0- 1		HOME		0- 1		2- 0		6- 0							
3- 8		0- 0		0- 0		AWAY		0- 2		0- 3		3- 3							
4- 3		0- 1		0- 0		NEUTRAL		0- 0		0- 2		4- 0							
7- 6		0- 1		0- 1		NON-CONFERENCE		0- 1		0- 2		7- 1							
2- 1		0- 0		0- 1		HOME		0- 0		0- 0		2- 0							
1- 3		0- 0		0- 0		AWAY		0- 1		0- 1		1- 1							
4- 2		0- 1		0- 0		NEUTRAL		0- 0		0- 1		4- 0							
8- 7		0- 0		0- 0		CONFERENCE		0- 2		2- 3		6- 2							
6- 1		0- 0		0- 0		HOME		0- 1		2- 0		4- 0							
2- 5		0- 0		0- 0		AWAY		0- 1		0- 2		2- 2							
0- 1		0- 0		0- 0		NEUTRAL		0- 0		0- 1		0- 0							
RPI S	Opponent	Score		RPI S	Opponent	Score		RPI S	Opponent	Score		RPI S	Opponent	Score					
18 N	Kansas St.	1	3	45 H	UNI	1	3	79 A	New Mexico St.	2	3	103 N	Southern Miss.	0	3				
								79 H	New Mexico St.	0	3	105 A	Oklahoma	0	3				
								95 A	South Dakota	0	3	123 A	UTRGV	0	3				
												123 H	UTRGV	3	1				
												123 N	UTRGV	2	3				
												125 A	Utah Valley	2	3				
												125 H	Utah Valley	3	1				
												152 A	Arkansas	1	3				
												160 A	CSU Bakersfield	0	3				
												160 H	CSU Bakersfield	3	1				
												182 A	Seattle U	0	3				
												182 H	Seattle U	3	1				
												185 N	Drake	3	2				
												201 H	Cornell	3	0				
												213 N	UTEP	3	0				
												221 N	Oral Roberts	3	0				
												241 N	Abilene Christian	3	0				
												265 A	Omaha	3	0				
												266 H	Bradley	3	0				
												294 A	Grand Canyon	3	0				
												294 H	Grand Canyon	3	2				
												312 A	Chicago St.	3	0				
												312 H	Chicago St.	3	0				
LAST 10 GAMES				LAST 10 GAMES				LAST 10 GAMES				LAST 10 GAMES							
				123 N	UTRGV	2	3	182 H	Seattle U	3	1								
				79 H	New Mexico St.	0	3	125 H	Utah Valley	3	1								
				123 H	UTRGV	3	1	312 H	Chicago St.	3	0								
				160 A	CSU Bakersfield	0	3	123 A	UTRGV	0	3								
				294 A	Grand Canyon	3	0	79 A	New Mexico St.	2	3								

Non-Div. I Games:

UMKC

Average RPI Win:	220	WON-LOST RECORD	WINNING PCT. RANK	LAST 10 GAMES	STRENGTH OF SCHEDULE	OPP. STRENGTH OF SCHEDULE	TEAM RPI	ADJ RPI	CONF. RPI	ADJ CONF. RPI		
DIV. I ONLY		16- 15	.51613	165	4- 6	208	120	175	.4973	174	9	9
DIV. I NON-CONF.		9- 4	.69231	74	0- 0	291	237	179	.48797	179	8	8
<hr/>												
TOTALS	RPI 1-25	RPI 26-50		W-L RECORDS		RPI 51-100		RPI 101-150		RPI 150+		
16- 15	0- 2	1- 1		OVERALL		0- 5		3- 6		12- 1		
7- 5	0- 1	0- 1		HOME		0- 2		2- 1		5- 0		
6- 7	0- 1	1- 0		AWAY		0- 2		1- 3		4- 1		
3- 3	0- 0	0- 0		NEUTRAL		0- 1		0- 2		3- 0		
<hr/>												
9- 4	0- 0	0- 0		NON-CONFERENCE		0- 1		0- 3		9- 0		
3- 0	0- 0	0- 0		HOME		0- 0		0- 0		3- 0		
3- 1	0- 0	0- 0		AWAY		0- 0		0- 1		3- 0		
3- 3	0- 0	0- 0		NEUTRAL		0- 1		0- 2		3- 0		
<hr/>												
7- 11	0- 2	1- 1		CONFERENCE		0- 4		3- 3		3- 1		
4- 5	0- 1	0- 1		HOME		0- 2		2- 1		2- 0		
3- 6	0- 1	1- 0		AWAY		0- 2		1- 2		1- 1		
0- 0	0- 0	0- 0		NEUTRAL		0- 0		0- 0		0- 0		
<hr/>												
RPI S	Opponent	Score	RPI S	Opponent	Score	RPI S	Opponent	Score	RPI S	Opponent	Score	
17 A	Creighton	0 3	41 A	Marquette	3 2	59 A	Xavier	1 3	119 A	Fairfield	2 3	
17 H	Creighton	0 3	41 H	Marquette	2 3	59 H	Xavier	1 3	120 A	Butler	0 3	
						72 A	Villanova	1 3	120 H	Butler	1 3	
						72 H	Villanova	2 3	124 N	UConn	2 3	
						93 N	UC Santa Barbara	1 3	131 N	Albany (NY)	1 3	
									134 A	DePaul	3 1	
									134 H	DePaul	3 0	
									140 A	Seton Hall	0 3	
									140 H	Seton Hall	3 1	
									212 N	Rutgers	3 0	
									217 H	Binghamton	3 0	
									228 A	Bryant	3 0	
									233 A	Georgetown	3 1	
									233 H	Georgetown	3 2	
									249 A	Providence	1 3	
									249 H	Providence	3 0	
									260 N	Brown	3 0	
									261 H	La Salle	3 0	
									262 A	San Francisco	3 0	
									275 H	Niagara	3 1	
									315 A	Iona	3 0	
									328 N	Delaware St.	3 0	
<hr/>												
LAST 10 GAMES												
140 A Seton Hall					0 3	17 H Creighton					0 3	
41 A Marquette					3 2	249 H Providence					3 0	
134 A DePaul					3 1	120 A Butler					0 3	
233 H Georgetown					3 2	59 A Xavier					1 3	
72 H Villanova					2 3	249 A Providence					1 3	

Non-Div. I Games:

St. John's (NY)

Average RPI Win: 252		WON-LOST RECORD		WINNING PCT. RANK		LAST 10 GAMES		STRENGTH OF SCHEDULE		OPP. STRENGTH OF SCHEDULE		TEAM RPI		ADJ RPI		CONF. RPI		ADJ CONF. RPI					
DIV. I ONLY		18- 12		.6 109		4- 6		266		194		176		.49504 175		18		17					
DIV. I NON-CONF.		10- 5		.66667 86		0- 0		313		187		209		.46937 208		20		20					
TOTALS		RPI 1-25		RPI 26-50		W-L RECORDS		RPI 51-100		RPI 101-150		RPI 150+											
18- 12		0- 1		0- 2		OVERALL		0- 4		2- 3		16- 2											
10- 2		0- 0		0- 1		HOME		0- 1		2- 0		8- 0											
6- 5		0- 0		0- 1		AWAY		0- 2		0- 1		6- 1											
2- 5		0- 1		0- 0		NEUTRAL		0- 1		0- 2		2- 1											
10- 5		0- 1		0- 0		NON-CONFERENCE		0- 2		0- 1		10- 1											
5- 0		0- 0		0- 0		HOME		0- 0		0- 0		5- 0											
3- 1		0- 0		0- 0		AWAY		0- 1		0- 0		3- 0											
2- 4		0- 1		0- 0		NEUTRAL		0- 1		0- 1		2- 1											
8- 7		0- 0		0- 2		CONFERENCE		0- 2		2- 2		6- 1											
5- 2		0- 0		0- 1		HOME		0- 1		2- 0		3- 0											
3- 4		0- 0		0- 1		AWAY		0- 1		0- 1		3- 1											
0- 1		0- 0		0- 0		NEUTRAL		0- 0		0- 1		0- 0											
RPI	S	Opponent		Score		RPI	S	Opponent		Score		RPI	S	Opponent		Score							
9	N	Missouri		0 3		28	A	Dayton		1 3		69	N	Southern Ill.		0 3		102	N	Miami (FL)		1 3	
						28	H	Dayton		1 3		77	A	Saint Louis		1 3		138	A	Rhode Island		0 3	
												77	H	Saint Louis		2 3		138	H	Rhode Island		3 0	
												88	A	Delaware		2 3		148	H	VCU		3 1	
																		148	N	VCU		1 3	
																		184	A	Valparaiso		3 1	
																		186	A	IUPUI		3 1	
																		214	A	Youngstown St.		3 2	
																		218	N	Central Mich.		0 3	
																		231	A	George Washington		3 2	
																		239	H	Davidson		3 2	
																		255	H	Robert Morris		3 0	
																		261	A	La Salle		3 2	
																		261	H	La Salle		3 0	
																		273	A	George Mason		2 3	
																		274	A	Fordham		3 1	
																		274	H	Fordham		3 0	
																		293	N	Southeast Mo. St.		3 2	
																		297	N	South Dakota St.		3 0	
																		307	H	Buffalo		3 0	
																		319	H	Bucknell		3 0	
																		321	H	Saint Francis (PA)		3 0	
																		329	H	Coppin St.		3 0	
						LAST 10 GAMES																	
						148	N	VCU		1 3		273	A	George Mason		2 3							
						261	H	La Salle		3 0		28	A	Dayton		1 3							
						77	H	Saint Louis		2 3		77	A	Saint Louis		1 3							
						28	H	Dayton		1 3		138	H	Rhode Island		3 0							
						231	A	George Washington		3 2		274	H	Fordham		3 0							

Non-Div. I Games:

Duquesne

Average RPI Win:	253	WON-LOST RECORD	WINNING PCT. RANK	LAST 10 GAMES	STRENGTH OF SCHEDULE	OPP. STRENGTH OF SCHEDULE	TEAM RPI	ADJ RPI	CONF. RPI	ADJ CONF. RPI	
DIV. I ONLY		16- 16	.5 171	7- 3	151	272	178	.49434	176	24	24
DIV. I NON-CONF.		5- 9	.35714 236	0- 0	137	236	215	.4644	215	27	27
<hr/>											
TOTALS	RPI 1-25	RPI 26-50		W-L RECORDS		RPI 51-100		RPI 101-150		RPI 150+	
16- 16	0- 0	0- 0		OVERALL		0- 4		1- 6		15- 6	
7- 5	0- 0	0- 0		HOME		0- 0		0- 2		7- 3	
6- 6	0- 0	0- 0		AWAY		0- 2		1- 2		5- 2	
3- 5	0- 0	0- 0		NEUTRAL		0- 2		0- 2		3- 1	
5- 9	0- 0	0- 0		NON-CONFERENCE		0- 4		0- 2		5- 3	
2- 2	0- 0	0- 0		HOME		0- 0		0- 0		2- 2	
1- 3	0- 0	0- 0		AWAY		0- 2		0- 1		1- 0	
2- 4	0- 0	0- 0		NEUTRAL		0- 2		0- 1		2- 1	
11- 7	0- 0	0- 0		CONFERENCE		0- 0		1- 4		10- 3	
5- 3	0- 0	0- 0		HOME		0- 0		0- 2		5- 1	
5- 3	0- 0	0- 0		AWAY		0- 0		1- 1		4- 2	
1- 1	0- 0	0- 0		NEUTRAL		0- 0		0- 1		1- 0	
RPI S	Opponent	Score	RPI S	Opponent	Score	RPI S	Opponent	Score	RPI S	Opponent	Score
						64 A	Duke	0 3	104 A	UNCW	0 3
						66 A	North Carolina St.	1 3	109 A	High Point	3 2
						68 N	Indiana	2 3	109 H	High Point	2 3
						78 N	Princeton	1 3	113 N	South Fla.	0 3
									118 A	Radford	1 3
									118 H	Radford	1 3
									118 N	Radford	1 3
									165 N	Columbia	3 0
									170 A	Liberty	0 3
									170 H	Liberty	3 0
									180 H	Navy	1 3
									183 N	Elon	2 3
									193 H	East Carolina	2 3
									197 N	Mercer	3 1
									244 A	Winthrop	3 0
									244 H	Winthrop	2 3
									258 A	UNC Asheville	3 1
									258 H	UNC Asheville	3 0
									262 A	San Francisco	3 2
									284 A	Charleston So.	2 3
									284 H	Charleston So.	3 2
									284 N	Charleston So.	3 1
									287 A	Gardner-Webb	3 0
									287 H	Gardner-Webb	3 1
									301 A	Presbyterian	3 0
									301 H	Presbyterian	3 0
									310 H	N.C. A&T	3 0
			LAST 10 GAMES								
			118 N	Radford	1 3	170 H	Liberty	3 0			
			284 N	Charleston So.	3 1	284 H	Charleston So.	3 2			
			287 H	Gardner-Webb	3 1	244 H	Winthrop	2 3			
			258 A	UNC Asheville	3 1	301 A	Presbyterian	3 0			
			118 A	Radford	1 3	109 A	High Point	3 2			

Non-Div. I Games:

Campbell

RPI	S	Opponent	Score	
333	H	South Carolina St.	3	0

Campbell

C
a
m
p
b
e
l
l

C
a
m
p
b
e
l
l

Average RPI Win: 243		WON-LOST RECORD	WINNING PCT. RANK		LAST 10 GAMES	STRENGTH OF SCHEDULE	OPP. STRENGTH OF SCHEDULE	TEAM RPI	ADJ RPI	CONF. RPI	ADJ CONF. RPI												
Average RPI Loss: 150																							
DIV. I ONLY		16- 12	.57143	129	5- 5	216	245	174	.49411	177	26	26											
DIV. I NON-CONF.		6- 5	.54545	152	0- 1	140	105	137	.5198	137	26	26											
<hr/>																							
TOTALS		RPI 1-25		RPI 26-50		W-L RECORDS		RPI 51-100		RPI 101-150		RPI 150+											
16- 12		0- 2		0- 0		OVERALL		0- 3		1- 1		15- 6											
8- 3		0- 0		0- 0		HOME		0- 1		1- 1		7- 1											
6- 6		0- 2		0- 0		AWAY		0- 1		0- 0		6- 3											
2- 3		0- 0		0- 0		NEUTRAL		0- 1		0- 0		2- 2											
6- 5		0- 2		0- 0		NON-CONFERENCE		0- 2		0- 0		6- 1											
3- 0		0- 0		0- 0		HOME		0- 0		0- 0		3- 0											
1- 3		0- 2		0- 0		AWAY		0- 1		0- 0		1- 0											
2- 2		0- 0		0- 0		NEUTRAL		0- 1		0- 0		2- 1											
10- 7		0- 0		0- 0		CONFERENCE		0- 1		1- 1		9- 5											
5- 3		0- 0		0- 0		HOME		0- 1		1- 1		4- 1											
5- 3		0- 0		0- 0		AWAY		0- 0		0- 0		5- 3											
0- 1		0- 0		0- 0		NEUTRAL		0- 0		0- 0		0- 1											
RPI	S	Opponent		Score		RPI	S	Opponent		Score		RPI	S	Opponent		Score							
14	A	Western Ky.		0	3							52	A	Lipscomb		1	3						
24	A	Oregon		0	3							56	N	Illinois		0	3						
												96	H	Murray St.		2	3						
															101	H	SIUE	0	3				
															136	H	Austin Peay	3	2				
															166	N	St. Mary's (CA)	0	3				
															171	A	Memphis	3	1				
															190	A	Tennessee St.	2	3				
															190	H	Tennessee St.	3	0				
															197	H	Mercer	3	2				
															211	N	Central Ark.	3	2				
															230	H	William & Mary	3	0				
															241	A	Eastern Ky.	3	2				
															241	H	Eastern Ky.	3	2				
															241	N	Eastern Ky.	1	3				
															248	H	Georgia St.	3	0				
															263	A	UT Martin	3	1				
															270	A	Morehead St.	1	3				
															270	H	Morehead St.	3	0				
															290	A	Tennessee Tech	3	0				
															290	H	Tennessee Tech	3	1				
															291	A	Jacksonville St.	3	2				
															291	H	Jacksonville St.	1	3				
															293	A	Southeast Mo. St.	2	3				
															309	A	Eastern Ill.	3	1				
															312	N	Chicago St.	3	0				
<hr/>																							
LAST 10 GAMES																							
						241	N	Eastern Ky.		1	3	101	H	SIUE		0	3	312	N	Chicago St.		3	0
						270	H	Morehead St.		3	0	190	A	Tennessee St.		2	3						
						241	H	Eastern Ky.		3	2	96	H	Murray St.		2	3						
						290	A	Tennessee Tech		3	0	136	H	Austin Peay		3	2						
						291	A	Jacksonville St.		3	2	52	A	Lipscomb		1	3						

Non-Div. I Games:

Belmont

Average RPI Win:	234	WON-LOST	WINNING	LAST 10	STRENGTH OF	OPP. STRENGTH	TEAM	ADJ	CONF.	ADJ CONF.	
Average RPI Loss:	112	RECORD	PCT. RANK	GAMES	SCHEDULE	OF SCHEDULE	RPI	RPI	RPI	RPI	
DIV. I ONLY	15- 14	.51724	162	6- 4	202	163	179	.49347	178	14	14
DIV. I NON-CONF.	5- 9	.35714	236	0- 0	201	162	229	.44944	228	16	16
<hr/>											
TOTALS	RPI 1-25	RPI 26-50		W-L RECORDS		RPI 51-100		RPI 101-150		RPI 150+	
15- 14	0- 1	0- 0		OVERALL		1- 6		1- 2		13- 5	
9- 6	0- 0	0- 0		HOME		1- 3		1- 1		7- 2	
3- 5	0- 1	0- 0		AWAY		0- 2		0- 1		3- 1	
3- 3	0- 0	0- 0		NEUTRAL		0- 1		0- 0		3- 2	
5- 9	0- 0	0- 0		NON-CONFERENCE		0- 4		0- 1		5- 4	
2- 6	0- 0	0- 0		HOME		0- 3		0- 1		2- 2	
0- 1	0- 0	0- 0		AWAY		0- 1		0- 0		0- 0	
3- 2	0- 0	0- 0		NEUTRAL		0- 0		0- 0		3- 2	
10- 5	0- 1	0- 0		CONFERENCE		1- 2		1- 1		8- 1	
7- 0	0- 0	0- 0		HOME		1- 0		1- 0		5- 0	
3- 4	0- 1	0- 0		AWAY		0- 1		0- 1		3- 1	
0- 1	0- 0	0- 0		NEUTRAL		0- 1		0- 0		0- 0	
RPI	S	Opponent	Score	RPI	S	Opponent	Score	RPI	S	Opponent	Score
14	A	Western Ky.	1 3					58	H	FGCU	2 3
								61	A	UCF	1 3
								63	A	UTSA	0 3
								63	N	UTSA	1 3
								65	H	Rice	3 2
								90	H	Tulane	2 3
								94	H	Northeastern	1 3
	</										

Non-Div. I Games:

Fla. Atlantic

Average RPI Win:		160	WON-LOST RECORD		WINNING PCT. RANK		LAST 10 GAMES		STRENGTH OF SCHEDULE		OPP. STRENGTH OF SCHEDULE		TEAM RPI		ADJ RPI		CONF. RPI		ADJ CONF. RPI				
DIV. I ONLY			9- 21		.3 265		1- 9		93		29		183		.49295 179		3		3				
DIV. I NON-CONF.			6- 4		.6 123		0- 0		264		119		180		.48765 180		2		2				
TOTALS		RPI 1-25		RPI 26-50				W-L RECORDS				RPI 51-100				RPI 101-150				RPI 150+			
9- 21		0- 7		2- 6				OVERALL				2- 3				0- 5				5- 0			
6- 9		0- 3		2- 2				HOME				1- 0				0- 4				3- 0			
2- 12		0- 4		0- 4				AWAY				0- 3				0- 1				2- 0			
1- 0		0- 0		0- 0				NEUTRAL				1- 0				0- 0				0- 0			
6- 4		0- 0		0- 0				NON-CONFERENCE				1- 2				0- 2				5- 0			
3- 2		0- 0		0- 0				HOME				0- 0				0- 2				3- 0			
2- 2		0- 0		0- 0				AWAY				0- 2				0- 0				2- 0			
1- 0		0- 0		0- 0				NEUTRAL				1- 0				0- 0				0- 0			
3- 17		0- 7		2- 6				CONFERENCE				1- 1				0- 3				0- 0			
3- 7		0- 3		2- 2				HOME				1- 0				0- 2				0- 0			
0- 10		0- 4		0- 4				AWAY				0- 1				0- 1				0- 0			
0- 0		0- 0		0- 0				NEUTRAL				0- 0				0- 0				0- 0			
RPI	S	Opponent		Score		RPI	S	Opponent		Score		RPI	S	Opponent		Score		RPI	S	Opponent		Score	
6	A	Washington		1	3	31	A	Utah		0	3	71	A	Long Beach St.		1	3	121	A	Arizona St.		0	3
6	H	Washington		0	3	31	H	Utah		0	3	81	A	Colorado		0	3	121	H	Arizona St.		1	3
11	A	Stanford		0	3	36	A	Arizona		1	3	81	H	Colorado		3	1	122	H	Oregon St.		2	3
11	H	Stanford		1	3	36	H	Arizona		3	2	87	A	Pacific		0	3	126	H	Santa Clara		1	3
12	A	UCLA		1	3	43	A	Washington St.		0	3	94	N	Northeastern		3	2	149	H	West Virginia		1	3
12	H	UCLA		0	3	43	H	Washington St.		3	0							166	A	St. Mary's (CA)		3	1
24	A	Oregon		0	3	48	A	Southern California		0	3							167	A	UC Irvine		3	1
						48	H	Southern California		0	3							267	H	UC Riverside		3	2
																		292	H	Southern Utah		3	0
																		294	H	Grand Canyon		3	0
						LAST 10 GAMES																	
						11	A	Stanford		0	3	12	H	UCLA		0	3						
						122	H	Oregon St.		2	3	81	A	Colorado		0	3						
						121	A	Arizona St.		0	3	31	A	Utah		0	3						
						36	A	Arizona		1	3	43	H	Washington St.		3	0						
						48	H	Southern California		0	3	6	H	Washington		0	3						

Non-Div. I Games:

California

Average RPI Win: 272		WON-LOST RECORD	WINNING PCT. RANK		LAST 10 GAMES	STRENGTH OF SCHEDULE	OPP. STRENGTH OF SCHEDULE	TEAM RPI	ADJ RPI	CONF. RPI	ADJ CONF. RPI	
Average RPI Loss: 141												
DIV. I ONLY		20- 9	.68966	67	6- 4	291	294	177	.49237	180	27	27
DIV. I NON-CONF.		10- 2	.83333	26	0- 0	293	316	148	.50755	150	28	28
<hr/>												
TOTALS		RPI 1-25		RPI 26-50		W-L RECORDS		RPI 51-100		RPI 101-150		RPI 150+
20- 9		0- 0		0- 0		OVERALL		0- 4		2- 1		18- 4
7- 4		0- 0		0- 0		HOME		0- 2		2- 0		5- 2
8- 4		0- 0		0- 0		AWAY		0- 2		0- 1		8- 1
5- 1		0- 0		0- 0		NEUTRAL		0- 0		0- 0		5- 1
10- 2		0- 0		0- 0		NON-CONFERENCE		0- 1		1- 0		9- 1
2- 1		0- 0		0- 0		HOME		0- 1		1- 0		1- 0
3- 0		0- 0		0- 0		AWAY		0- 0		0- 0		3- 0
5- 1		0- 0		0- 0		NEUTRAL		0- 0		0- 0		5- 1
10- 7		0- 0		0- 0		CONFERENCE		0- 3		1- 1		9- 3
5- 3		0- 0		0- 0		HOME		0- 1		1- 0		4- 2
5- 4		0- 0		0- 0		AWAY		0- 2		0- 1		5- 1
0- 0		0- 0		0- 0		NEUTRAL		0- 0		0- 0		0- 0
RPI	S	Opponent	Score	RPI	S	Opponent	Score	RPI	S	Opponent	Score	
								86	A	American	1	3
								86	A	American	0	3
								86	H	American	0	3
								88	H	Delaware	0	3

Non-Div. I Games:

Navy

Average RPI Win:	218	WON-LOST RECORD	WINNING PCT. RANK	LAST 10 GAMES	STRENGTH OF SCHEDULE	OPP. STRENGTH OF SCHEDULE	TEAM RPI	ADJ RPI	CONF. RPI	ADJ CONF. RPI	
DIV. I ONLY	16- 14	.53333	147	4- 6	236	144	181	.49067	181	11	12
DIV. I NON-CONF.	12- 2	.85714	21	0- 0	289	220	119	.5306	119	13	13
TOTALS	RPI 1-25	RPI 26-50	W-L RECORDS	RPI 51-100	RPI 101-150	RPI 150+					
16- 14	0- 0	0- 2	OVERALL	0- 2	5- 6	11- 4					
4- 8	0- 0	0- 1	HOME	0- 1	3- 3	1- 3					
7- 6	0- 0	0- 1	AWAY	0- 1	1- 3	6- 1					
5- 0	0- 0	0- 0	NEUTRAL	0- 0	1- 0	4- 0					
12- 2	0- 0	0- 0	NON-CONFERENCE	0- 0	3- 2	9- 0					
2- 2	0- 0	0- 0	HOME	0- 0	1- 2	1- 0					
5- 0	0- 0	0- 0	AWAY	0- 0	1- 0	4- 0					
5- 0	0- 0	0- 0	NEUTRAL	0- 0	1- 0	4- 0					
4- 12	0- 0	0- 2	CONFERENCE	0- 2	2- 4	2- 4					
2- 6	0- 0	0- 1	HOME	0- 1	2- 1	0- 3					
2- 6	0- 0	0- 1	AWAY	0- 1	0- 3	2- 1					
0- 0	0- 0	0- 0	NEUTRAL	0- 0	0- 0	0- 0					
RPI S Opponent	Score	RPI S Opponent	Score	RPI S Opponent	Score	RPI S Opponent	Score				
		37 A Cleveland St.	0 3	75 A Green Bay	0 3	101 H SIUE	1 3				
		37 H Cleveland St.	1 3	75 H Green Bay	1 3	107 A Northern Ky.	0 3				
						107 H Northern Ky.	2 3				
						113 H South Fla.	3 2				
						116 A Oakland	2 3				
						116 H Oakland	3 2				
						117 H Bowling Green	0 3				
						131 N Albany (NY)	3 1				
						134 A DePaul	3 2				
						147 A Milwaukee	0 3				
						147 H Milwaukee	3 1				
						162 A Loyola Chicago	3 1				
						184 A Valparaiso	0 3				
						184 H Valparaiso	2 3				
						191 A Wright St.	3 1				
						191 H Wright St.	1 3				
						214 A Youngstown St.	3 0				
						214 H Youngstown St.	2 3				
						224 A Jacksonville	3 0				
						257 N Louisiana Tech	3 2				
						280 H UMass Lowell	3 0				
						283 N Charlotte	3 1				
						293 A Southeast Mo. St.	3 1				
						301 N Presbyterian	3 1				
						312 A Chicago St.	3 0				
						324 N New Orleans	3 0				
LAST 10 GAMES				LAST 10 GAMES							
		107 H Northern Ky.	2 3			147 H Milwaukee	3 1				
		214 H Youngstown St.	2 3			116 H Oakland	3 2				
		191 A Wright St.	3 1			37 H Cleveland St.	1 3				
		184 A Valparaiso	0 3			107 A Northern Ky.	0 3				
		75 A Green Bay	0 3			214 A Youngstown St.	3 0				

Non-Div. I Games:

Ill.-Chicago

Average RPI Win:		196	WON-LOST RECORD		WINNING PCT. RANK		LAST 10 GAMES		STRENGTH OF SCHEDULE		OPP. STRENGTH OF SCHEDULE		TEAM RPI		ADJ RPI		CONF. RPI		ADJ CONF. RPI	
DIV. I ONLY			13- 15		.46429 194		4- 6		182		114		182		.49041 182		20		20	
DIV. I NON-CONF.			7- 6		.53846 157		0- 0		110		29		109		.53874 110		14		14	
TOTALS		RPI 1-25		RPI 26-50		W-L RECORDS		RPI 51-100		RPI 101-150		RPI 150+								
13- 15		0- 2		0- 0		OVERALL		2- 4		3- 4		8- 5								
6- 5		0- 2		0- 0		HOME		1- 1		1- 1		4- 1								
3- 7		0- 0		0- 0		AWAY		0- 2		0- 3		3- 2								
4- 3		0- 0		0- 0		NEUTRAL		1- 1		2- 0		1- 2								
7- 6		0- 2		0- 0		NON-CONFERENCE		2- 2		2- 1		3- 1								
2- 2		0- 2		0- 0		HOME		1- 0		0- 0		1- 0								
1- 2		0- 0		0- 0		AWAY		0- 1		0- 1		1- 0								
4- 2		0- 0		0- 0		NEUTRAL		1- 1		2- 0		1- 1								
6- 9		0- 0		0- 0		CONFERENCE		0- 2		1- 3		5- 4								
4- 3		0- 0		0- 0		HOME		0- 1		1- 1		3- 1								
2- 5		0- 0		0- 0		AWAY		0- 1		0- 2		2- 2								
0- 1		0- 0		0- 0		NEUTRAL		0- 0		0- 0		0- 1								
RPI	S	Opponent		Score		RPI	S	Opponent		Score		RPI	S	Opponent		Score				
6	H	Washington		0	3			61	A	UCF		0	3	122	A	Oregon St.		0	3	
24	H	Oregon		1	3			72	H	Villanova		3	1	123	A	UTRGV		1	3	
								78	N	Princeton		1	3	123	H	UTRGV		3	2	
								79	A	New Mexico St.		2	3	125	A	Utah Valley		1	3	
								79	H	New Mexico St.		0	3	125	H	Utah Valley		0	3	
								97	N	Portland		3	1	137	N	Utah St.		3	0	
														140	N	Seton Hall		3	0	
														153	N	LSU		1	3	
														160	A	CSU Bakersfield		2	3	
														160	H	CSU Bakersfield		0	3	
														160	N	CSU Bakersfield		2	3	
														173	A	UMKC		1	3	
														173	H	UMKC		3	0	
														178	N	Fla. Atlantic		3	2	
														204	H	Idaho		3	2	
														212	A	Rutgers		3	0	
														294	A	Grand Canyon		3	2	
														294	H	Grand Canyon		3	2	
														312	A	Chicago St.		3	2	
														312	H	Chicago St.		3	0	
LAST 10 GAMES																				
				160	N	CSU Bakersfield		2	3	312	A	Chicago St.		3	2					
				294	H	Grand Canyon		3	2	79	H	New Mexico St.		0	3					
				160	H	CSU Bakersfield		0	3	123	H	UTRGV		3	2					
				125	H	Utah Valley		0	3	160	A	CSU Bakersfield		2	3					
				173	A	UMKC		1	3	294	A	Grand Canyon		3	2					

Non-Div. I Games:

Seattle U

Average RPI Win: 247		WON-LOST	WINNING	LAST 10	STRENGTH OF		OPP. STRENGTH	TEAM	ADJ	CONF.	ADJ CONF.
Average RPI Loss: 99		RECORD	PCT. RANK	GAMES	SCHEDULE		OF SCHEDULE	RPI	RPI	RPI	RPI
DIV. I ONLY		18- 15	.54545	142	3- 7		219	207	180	.48863	183
DIV. I NON-CONF.		14- 3	.82353	32	1- 0		306	317	160	.49585	168
TOTALS		RPI 1-25	RPI 26-50		W-L RECORDS		RPI 51-100		RPI 101-150		RPI 150+
18- 15	0- 0	0- 2		OVERALL		2- 6		0- 6		16- 1	
8- 7	0- 0	0- 1		HOME		1- 3		0- 3		7- 0	
8- 7	0- 0	0- 1		AWAY		1- 3		0- 2		7- 1	
2- 1	0- 0	0- 0		NEUTRAL		0- 0		0- 1		2- 0	
14- 3	0- 0	0- 0		NON-CONFERENCE		0- 0		0- 2		14- 1	
6- 1	0- 0	0- 0		HOME		0- 0		0- 1		6- 0	
6- 1	0- 0	0- 0		AWAY		0- 0		0- 0		6- 1	
2- 1	0- 0	0- 0		NEUTRAL		0- 0		0- 1		2- 0	
4- 12	0- 0	0- 2		CONFERENCE		2- 6		0- 4		2- 0	
2- 6	0- 0	0- 1		HOME		1- 3		0- 2		1- 0	
2- 6	0- 0	0- 1		AWAY		1- 3		0- 2		1- 0	
0- 0	0- 0	0- 0		NEUTRAL		0- 0		0- 0		0- 0	
RPI S	Opponent	Score	RPI S	Opponent	Score	RPI S	Opponent	Score	RPI S	Opponent	Score
			50 A	James Madison	1 3	57 A	Hofstra	0 3	104 A	UNCW	0 3
			50 H	James Madison	1 3	57 H	Hofstra	2 3	104 H	UNCW	2 3
						73 A	Towson	2 3	106 A	Col. of Charleston	0 3
						73 H	Towson	1 3	106 H	Col. of Charleston	1 3
						88 A	Delaware	3 2	109 H	High Point	1 3
						88 H	Delaware	1 3	136 N	Austin Peay	1 3
						94 A	Northeastern	2 3	157 A	UNCG	3 2
						94 H	Northeastern	3 2	176 N	Campbell	3 2
									207 H	Wofford	3 2
									214 H	Youngstown St.	3 1
									230 A	William & Mary	3 0
									230 H	William & Mary	3 0
									239 A	Davidson	3 1
									283 A	Charlotte	1 3
									284 A	Charleston So.	3 0
									287 H	Gardner-Webb	3 1
									302 A	The Citadel	3 0
									310 A	N.C. A&T	3 0
									320 H	Norfolk St.	3 0
									322 A	N.C. Central	3 0
									322 H	N.C. Central	3 0
									328 H	Delaware St.	3 0
									330 N	Savannah St.	3 0
LAST 10 GAMES			94 H	Northeastern	3 2	88 H	Delaware	1 3			
			57 H	Hofstra	2 3	73 H	Towson	1 3			
			104 A	UNCW	0 3	230 A	William & Mary	3 0			
			106 A	Col. of Charleston	0 3	50 A	James Madison	1 3			
			322 H	N.C. Central	3 0	106 H	Col. of Charleston	1 3			

Non-Div. I Games:

Elon

Average RPI Win:	211	WON-LOST RECORD	WINNING PCT. RANK	LAST 10 GAMES	STRENGTH OF SCHEDULE	OPP. STRENGTH OF SCHEDULE	TEAM RPI	ADJ RPI	CONF. RPI	ADJ CONF. RPI	
DIV. I ONLY	15- 19	.44118	196	5- 5	163	151	185	.48809	184	11	12
DIV. I NON-CONF.	9- 8	.52941	167	1- 0	204	211	184	.48608	184	13	13

TOTALS	RPI 1-25	RPI 26-50		W-L RECORDS	RPI 51-100		RPI 101-150		RPI 150+		
15- 19	0- 0	0- 3		OVERALL	0- 4		4- 6		11- 6		
5- 7	0- 0	0- 1		HOME	0- 1		1- 2		4- 3		
8- 7	0- 0	0- 1		AWAY	0- 1		2- 3		6- 2		
2- 5	0- 0	0- 1		NEUTRAL	0- 2		1- 1		1- 1		
9- 8	0- 0	0- 1		NON-CONFERENCE	0- 2		2- 1		7- 4		
2- 2	0- 0	0- 0		HOME	0- 0		0- 0		2- 2		
5- 2	0- 0	0- 0		AWAY	0- 0		1- 1		4- 1		
2- 4	0- 0	0- 1		NEUTRAL	0- 2		1- 0		1- 1		
6- 11	0- 0	0- 2		CONFERENCE	0- 2		2- 5		4- 2		
3- 5	0- 0	0- 1		HOME	0- 1		1- 2		2- 1		
3- 5	0- 0	0- 1		AWAY	0- 1		1- 2		2- 1		
0- 1	0- 0	0- 0		NEUTRAL	0- 0		0- 1		0- 0		
RPI	S	Opponent	Score	RPI	S	Opponent	Score	RPI	S	Opponent	Score
34	N	Ohio St.	0 3	57	N	Hofstra	2 3	107	A	Northern Ky.	0 3
37	A	Cleveland St.	0 3	75	A	Green Bay	1 3	107	H	Northern Ky.	0 3
37	H	Cleveland St.	1 3	75	H	Green Bay	2 3	107	N	Northern Ky.	2 3
				79	N	New Mexico St.	0 3	116	A	Oakland	3 0
								116	H	Oakland	3 1
								117	A	Bowling Green	0 3
								136	N	Austin Peay	3 1
								144	A	Army West Point	3 2
								147	A	Milwaukee	0 3
								147	H	Milwaukee	1 3
								157	N	UNCG	1 3
								160	N	CSU Bakersfield	3 1
								175	H	Duquesne	1 3
								181	A	Ill.-Chicago	3 2
								181	H	Ill.-Chicago	3 0
								191	A	Wright St.	2 3
								191	H	Wright St.	3 2
								210	A	Ball St.	1 3
								214	A	Youngstown St.	3 1
								214	H	Youngstown St.	2 3
								218	H	Central Mich.	1 3
								232	A	Fort Wayne	3 1
								272	A	Troy	3 1
								293	H	Southeast Mo. St.	3 0
								297	H	South Dakota St.	3 0
								312	A	Chicago St.	3 0
								318	A	Western Ill.	3 0
LAST 10 GAMES				LAST 10 GAMES							
107	N	Northern Ky.	2 3	214	A	Youngstown St.	3 1	37	A	Cleveland St.	0 3
147	A	Milwaukee	0 3	232	A	Fort Wayne	3 1	107	H	Northern Ky.	0 3
116	H	Oakland	3 1	191	H	Wright St.	3 2				
75	H	Green Bay	2 3								
181	H	Ill.-Chicago	3 0								

Non-Div. I Games:

Valparaiso

Average RPI Win: 231		WON-LOST RECORD		WINNING PCT. RANK		LAST 10 GAMES		STRENGTH OF SCHEDULE		OPP. STRENGTH OF SCHEDULE		TEAM RPI		ADJ RPI		CONF. RPI		ADJ CONF. RPI	
DIV. I ONLY		17- 15		.53125 155		5- 5		235		156		184		.48684 185		12		11	
DIV. I NON-CONF.		9- 5		.64286 104		0- 0		282		271		195		.4749 201		11		11	
TOTALS		RPI 1-25		RPI 26-50		W-L RECORDS		RPI 51-100		RPI 101-150		RPI 150+							
17- 15		0- 2		0- 4		OVERALL		1- 2		2- 1		14- 6							
5- 5		0- 1		0- 2		HOME		0- 1		1- 0		4- 1							
7- 6		0- 1		0- 2		AWAY		0- 1		1- 0		6- 2							
5- 4		0- 0		0- 0		NEUTRAL		1- 0		0- 1		4- 3							
9- 5		0- 0		0- 0		NON-CONFERENCE		1- 0		0- 1		8- 4							
1- 0		0- 0		0- 0		HOME		0- 0		0- 0		1- 0							
3- 1		0- 0		0- 0		AWAY		0- 0		0- 0		3- 1							
5- 4		0- 0		0- 0		NEUTRAL		1- 0		0- 1		4- 3							
8- 10		0- 2		0- 4		CONFERENCE		0- 2		2- 0		6- 2							
4- 5		0- 1		0- 2		HOME		0- 1		1- 0		3- 1							
4- 5		0- 1		0- 2		AWAY		0- 1		1- 0		3- 1							
0- 0		0- 0		0- 0		NEUTRAL		0- 0		0- 0		0- 0							
RPI	S	Opponent		Score	RPI	S	Opponent		Score	RPI	S	Opponent		Score	RPI	S	Opponent		Score
21	A	Wichita St.		0 3	44	A	Missouri St.		0 3	69	A	Southern Ill.		1 3	117	N	Bowling Green		1 3
21	H	Wichita St.		0 3	44	H	Missouri St.		2 3	69	H	Southern Ill.		1 3	127	A	Illinois St.		3 1
					45	A	UNI		0 3	94	N	Northeastern		3 1	127	H	Illinois St.		3 0
					45	H	UNI		0 3						158	N	North Florida		2 3
															162	A	Loyola Chicago		0 3
															162	H	Loyola Chicago		1 3
															173	N	UMKC		2 3
															178	A	Fla. Atlantic		3 0
															210	N	Ball St.		3 0
															219	N	Weber St.		1 3
															229	A	Indiana St.		3 1
															229	H	Indiana St.		3 0
															254	A	Evansville		3 2
															254	H	Evansville		3 1
															257	N	Louisiana Tech		3 0
															265	A	Omaha		3 1
															266	A	Bradley		3 1
															266	H	Bradley		3 1
															279	N	Bethune-Cookman		3 0
															293	N	Southeast Mo. St.		3 0
															297	H	South Dakota St.		3 2
															309	A	Eastern Ill.		3 1
															318	A	Western Ill.		2 3
					LAST 10 GAMES														
					127	A	Illinois St.		3 1	229	H	Indiana St.		3 0					
					229	A	Indiana St.		3 1	21	A	Wichita St.		0 3					
					162	H	Loyola Chicago		1 3	44	A	Missouri St.		0 3					
					266	H	Bradley		3 1	254	H	Evansville		3 1					
					45	A	UNI		0 3	69	H	Southern Ill.		1 3					

Non-Div. I Games:

Drake

Average RPI Win: 250		WON-LOST RECORD	WINNING PCT. RANK	LAST 10 GAMES	STRENGTH OF SCHEDULE	OPP. STRENGTH OF SCHEDULE	TEAM RPI	ADJ RPI	CONF. RPI	ADJ CONF. RPI			
Average RPI Loss: 104													
DIV. I ONLY		12- 20	.375 234	4- 6	113	192	191	.48431 186	25	25			
DIV. I NON-CONF.		4- 11	.26667 277	0- 0	22	76	128	.52589 122	22	22			
TOTALS		RPI 1-25	RPI 26-50		W-L RECORDS		RPI 51-100		RPI 101-150		RPI 150+		
12- 20	0- 1	0- 6		OVERALL		1- 5		0- 2		11- 6			
6- 6	0- 0	0- 1		HOME		0- 2		0- 1		6- 2			
4- 8	0- 1	0- 1		AWAY		0- 2		0- 1		4- 3			
2- 6	0- 0	0- 4		NEUTRAL		1- 1		0- 0		1- 1			
4- 11	0- 1	0- 6		NON-CONFERENCE		1- 3		0- 0		3- 1			
1- 3	0- 0	0- 1		HOME		0- 1		0- 0		1- 1			
1- 3	0- 1	0- 1		AWAY		0- 1		0- 0		1- 0			
2- 5	0- 0	0- 4		NEUTRAL		1- 1		0- 0		1- 0			
8- 9	0- 0	0- 0		CONFERENCE		0- 2		0- 2		8- 5			
5- 3	0- 0	0- 0		HOME		0- 1		0- 1		5- 1			
3- 5	0- 0	0- 0		AWAY		0- 1		0- 1		3- 3			
0- 1	0- 0	0- 0		NEUTRAL		0- 0		0- 0		0- 1			
RPI S	Opponent	Score		RPI S	Opponent	Score		RPI S	Opponent	Score			
21 A	Wichita St.	0	3	28 H	Dayton	0	3	55 N	Arkansas St.	0	3		
				34 N	Ohio St.	0	3	68 A	Indiana	0	3		
				37 N	Cleveland St.	1	3	69 H	Southern Ill.	1	3		
				38 N	Cincinnati	0	3	75 N	Green Bay	3	2		
				41 N	Marquette	0	3	95 A	South Dakota	0	3		
				44 A	Missouri St.	1	3	95 H	South Dakota	0	3		
										210 A	Ball St.	3	1
										218 H	Central Mich.	3	0
										221 A	Oral Roberts	0	3
										221 H	Oral Roberts	3	1
										232 A	Fort Wayne	0	3
										232 H	Fort Wayne	3	2
										265 A	Omaha	3	0
										265 H	Omaha	3	0
										282 N	McNeese	3	0
										297 A	South Dakota St.	3	0
										297 H	South Dakota St.	3	0
										318 A	Western Ill.	3	0
										318 H	Western Ill.	3	0
				LAST 10 GAMES									
				203 N	North Dakota St.	1	3	232 A	Fort Wayne	0	3		
				221 A	Oral Roberts	0	3	110 A	Denver	2	3		
				318 A	Western Ill.	3	0	297 H	South Dakota St.	3	0		
				203 H	North Dakota St.	0	3	265 H	Omaha	3	0		
				95 H	South Dakota	0	3	232 H	Fort Wayne	3	2		

Average RPI Win:		232	WON-LOST RECORD		WINNING PCT. RANK		LAST 10 GAMES		STRENGTH OF SCHEDULE		OPP. STRENGTH OF SCHEDULE		TEAM RPI		ADJ RPI		CONF. RPI		ADJ CONF. RPI								
DIV. I ONLY			13- 19		.40625 212		2- 7		135		158		186		.4842 187		14		14								
DIV. I NON-CONF.			6- 11		.35294 242		0- 2		146		113		208		.46872 209		16		16								
TOTALS		RPI 1-25		RPI 26-50		W-L RECORDS		RPI 51-100		RPI 101-150		RPI 150+															
13- 19		0- 2		0- 2		OVERALL		1- 4		0- 6		12- 5															
8- 7		0- 1		0- 1		HOME		1- 1		0- 3		7- 1															
3- 9		0- 1		0- 1		AWAY		0- 3		0- 2		3- 2															
2- 3		0- 0		0- 0		NEUTRAL		0- 0		0- 1		2- 2															
6- 11		0- 1		0- 2		NON-CONFERENCE		1- 2		0- 2		5- 4															
4- 4		0- 1		0- 1		HOME		1- 1		0- 1		3- 0															
0- 5		0- 0		0- 1		AWAY		0- 1		0- 1		0- 2															
2- 2		0- 0		0- 0		NEUTRAL		0- 0		0- 0		2- 2															
7- 8		0- 1		0- 0		CONFERENCE		0- 2		0- 4		7- 1															
4- 3		0- 0		0- 0		HOME		0- 0		0- 2		4- 1															
3- 4		0- 1		0- 0		AWAY		0- 2		0- 1		3- 0															
0- 1		0- 0		0- 0		NEUTRAL		0- 0		0- 1		0- 0															
RPI	S	Opponent		Score		RPI	S	Opponent		Score		RPI	S	Opponent		Score		RPI	S	Opponent		Score					
14	A	Western Ky.		0 3		34	H	Ohio St.		0 3		63	A	UTSA		2 3		103	A	Southern Miss.		1 3					
25	H	Texas A&M		1 3		42	A	Baylor		1 3		65	A	Rice		1 3		103	H	Southern Miss.		1 3					
												71	A	Long Beach St.		1 3		103	N	Southern Miss.		1 3					
												82	H	Texas St.		1 3		104	H	UNCW		1 3					
												85	H	Nevada		3 2		111	H	Marshall		2 3					
																		125	A	Utah Valley		2 3					
																		164	H	UT Arlington		3 2					
																		167	A	UC Irvine		1 3					
																		169	A	SFA		0 3					
																		178	H	Fla. Atlantic		2 3					
																		192	N	San Jose St.		1 3					
																		209	N	Little Rock		3 1					
																		213	H	UTEP		3 0					
																		229	H	Indiana St.		3 0					
																		234	H	FIU		3 0					
																		246	N	Incarnate Word		3 0					
																		257	A	Louisiana Tech		3 0					
																		257	H	Louisiana Tech		3 1					
																		277	A	UAB		3 1					
																		278	A	Middle Tenn.		3 0					
																		283	H	Charlotte		3 0					
																		285	H	UL Lafayette		3 0					
																		292	N	Southern Utah		0 3					
						LAST 10 GAMES																					
						103 N Southern Miss.						1 3		257 H Louisiana Tech						3 1							
						167 A UC Irvine						1 3		111 H Marshall						2 3							
						71 A Long Beach St.						1 3		103 A Southern Miss.						1 3							
						278 A Middle Tenn.						3 0		65 A Rice						1 3							
						14 A Western Ky.						0 3		283 H Charlotte						3 0							

Non-Div. I Games:

North Texas

Average RPI Win:		230	WON-LOST RECORD		WINNING PCT. RANK		LAST 10 GAMES		STRENGTH OF SCHEDULE		OPP. STRENGTH OF SCHEDULE		TEAM RPI		ADJ RPI		CONF. RPI		ADJ CONF. RPI				
DIV. I ONLY			13- 18		.41935 205		0- 10		174		95		189		.48359 188		4		4				
DIV. I NON-CONF.			12- 1		.92308 6		0- 0		276		273		97		.55081 98		4		4				
TOTALS		RPI 1-25		RPI 26-50		W-L RECORDS		RPI 51-100		RPI 101-150		RPI 150+											
13- 18		0- 6		0- 1		OVERALL		0- 3		2- 3		11- 5											
8- 8		0- 3		0- 0		HOME		0- 2		1- 1		7- 2											
2- 10		0- 3		0- 1		AWAY		0- 1		0- 2		2- 3											
3- 0		0- 0		0- 0		NEUTRAL		0- 0		1- 0		2- 0											
12- 1		0- 0		0- 1		NON-CONFERENCE		0- 0		1- 0		11- 0											
7- 0		0- 0		0- 0		HOME		0- 0		0- 0		7- 0											
2- 1		0- 0		0- 1		AWAY		0- 0		0- 0		2- 0											
3- 0		0- 0		0- 0		NEUTRAL		0- 0		1- 0		2- 0											
1- 17		0- 6		0- 0		CONFERENCE		0- 3		1- 3		0- 5											
1- 8		0- 3		0- 0		HOME		0- 2		1- 1		0- 2											
0- 9		0- 3		0- 0		AWAY		0- 1		0- 2		0- 3											
0- 0		0- 0		0- 0		NEUTRAL		0- 0		0- 0		0- 0											
RPI	S	Opponent		Score		RPI	S	Opponent		Score		RPI	S	Opponent		Score							
9	H	Missouri		0	3	49	A	Georgia Tech		0	3	53	H	Alabama		1	3	108	A	South Carolina		0	3
10	A	Florida		0	3							84	A	Tennessee		0	3	108	H	South Carolina		3	1
10	H	Florida		0	3							91	H	Ole Miss		1	3	114	N	Kennesaw St.		3	0
19	A	Kentucky		0	3													115	A	Auburn		0	3
25	A	Texas A&M		0	3													115	H	Auburn		1	3
25	H	Texas A&M		2	3													152	A	Arkansas		2	3
																		152	H	Arkansas		1	3
																		153	A	LSU		2	3
																		153	H	LSU		0	3
																		163	A	Mississippi St.		1	3
																		198	H	South Ala.		3	1
																		202	A	Harvard		3	0
																		205	H	Florida A&M		3	1
																		236	A	Boston College		3	2
																		248	N	Georgia St.		3	0
																		258	H	UNC Asheville		3	1
																		262	H	San Francisco		3	1
																		271	N	Siena		3	0
																		279	H	Bethune-Cookman		3	0
																		282	H	McNeese		3	1
																		330	H	Savannah St.		3	0
LAST 10 GAMES																							
163 A Mississippi St.						1	3	153 A LSU						2	3								
9 H Missouri						0	3	108 A South Carolina						0	3								
91 H Ole Miss						1	3	10 H Florida						0	3								
152 H Arkansas						1	3	152 A Arkansas						2	3								
25 A Texas A&M						0	3	10 A Florida						0	3								

Average RPI Win:	208	WON-LOST	WINNING	LAST 10	STRENGTH OF	OPP. STRENGTH	TEAM	ADJ	CONF.	ADJ CONF.	
Average RPI Loss:	119	RECORD	PCT. RANK	GAMES	SCHEDULE	OF SCHEDULE	RPI	RPI	RPI	RPI	
DIV. I ONLY	12- 19	.3871	224	4- 6	131	152	190	.48309	189	15	15
DIV. I NON-CONF.	5- 8	.38462	225	0- 0	85	103	150	.50895	149	15	15
<hr/>											
TOTALS	RPI 1-25	RPI 26-50		W-L RECORDS	RPI 51-100		RPI 101-150		RPI 150+		
12- 19	0- 0	0- 2		OVERALL	1- 7		3- 5		8- 5		
7- 5	0- 0	0- 1		HOME	1- 2		1- 1		5- 1		
2- 10	0- 0	0- 0		AWAY	0- 3		1- 3		1- 4		
3- 4	0- 0	0- 1		NEUTRAL	0- 2		1- 1		2- 0		
<hr/>											
5- 8	0- 0	0- 1		NON-CONFERENCE	1- 5		1- 2		3- 0		
2- 2	0- 0	0- 0		HOME	1- 1		0- 1		1- 0		
1- 3	0- 0	0- 0		AWAY	0- 2		0- 1		1- 0		
2- 3	0- 0	0- 1		NEUTRAL	0- 2		1- 0		1- 0		
<hr/>											
7- 11	0- 0	0- 1		CONFERENCE	0- 2		2- 3		5- 5		
5- 3	0- 0	0- 1		HOME	0- 1		1- 0		4- 1		
1- 7	0- 0	0- 0		AWAY	0- 1		1- 2		0- 4		
1- 1	0- 0	0- 0		NEUTRAL	0- 0		0- 1		1- 0		
<hr/>											
RPI	S	Opponent	Score	RPI	S	Opponent	Score	RPI	S	Opponent	Score
				37	N	Cleveland St.	1 3	51	A	Northern Ill.	1 3
				40	H	Miami (OH)	0 3	51	H	Northern Ill.	1 3
								59	H	Xavier	3 1
								61	N	UCF	0 3
								67	A	Notre Dame	0 3
								69	A	Southern Ill.	0 3
								84	H	Tennessee	1 3
								92	N	Northern Ariz.	1 3

Non-Div. I Games:

Western Mich.

Average RPI Win: 269		WON-LOST RECORD		WINNING PCT. RANK		LAST 10 GAMES		STRENGTH OF SCHEDULE		OPP. STRENGTH OF SCHEDULE		TEAM RPI		ADJ RPI		CONF. RPI		ADJ CONF. RPI	
DIV. I ONLY		17- 16		.51515 168		5- 5		203		259		187		.4829 190		26		26	
DIV. I NON-CONF.		9- 7		.5625 145		0- 0		160		212		147		.51083 147		26		26	
TOTALS		RPI 1-25		RPI 26-50		W-L RECORDS		RPI 51-100		RPI 101-150		RPI 150+							
17- 16		0- 2		0- 1		OVERALL		0- 3		0- 4		17- 6							
7- 4		0- 0		0- 0		HOME		0- 2		0- 1		7- 1							
6- 7		0- 1		0- 0		AWAY		0- 0		0- 2		6- 4							
4- 5		0- 1		0- 1		NEUTRAL		0- 1		0- 1		4- 1							
9- 7		0- 2		0- 1		NON-CONFERENCE		0- 2		0- 1		9- 1							
2- 1		0- 0		0- 0		HOME		0- 1		0- 0		2- 0							
3- 2		0- 1		0- 0		AWAY		0- 0		0- 1		3- 0							
4- 4		0- 1		0- 1		NEUTRAL		0- 1		0- 0		4- 1							
8- 9		0- 0		0- 0		CONFERENCE		0- 1		0- 3		8- 5							
5- 3		0- 0		0- 0		HOME		0- 1		0- 1		5- 1							
3- 5		0- 0		0- 0		AWAY		0- 0		0- 1		3- 4							
0- 1		0- 0		0- 0		NEUTRAL		0- 0		0- 1		0- 0							
RPI	S	Opponent		Score		RPI	S	Opponent		Score		RPI	S	Opponent		Score			
13	N	Michigan		0	3	49	N	Georgia Tech		0	3	65	H	Rice		1	3		
18	A	Kansas St.		0	3							91	N	Ole Miss		0	3		
												96	H	Murray St.		0	3		
														136 H Austin Peay		0	3		
														136 N Austin Peay		1	3		
														154 A Chattanooga		3	1		
														177 A Belmont		0	3		
														177 H Belmont		3	2		
														191 N Wright St.		1	3		
														194 A Alabama St.		3	2		
														220 N Texas Southern		3	0		
														241 A Eastern Ky.		0	3		
														241 H Eastern Ky.		1	3		
														263 A UT Martin		2	3		
														270 A Morehead St.		3	2		
														270 H Morehead St.		4	1		
														278 H Middle Tenn.		3	1		
														290 A Tennessee Tech		3	0		
														290 H Tennessee Tech		3	2		
														291 A Jacksonville St.		3	1		
														291 H Jacksonville St.		3	2		
														293 A Southeast Mo. St.		1	3		
														298 N Appalachian St.		3	1		
														305 A Alabama A&M		3	0		
														305 H Alabama A&M		3	0		
														305 N Alabama A&M		3	0		
														309 H Eastern Ill.		3	0		
														326 N Jackson St.		3	1		
				LAST 10 GAMES															
				136	N	Austin Peay	1	3	309	H	Eastern Ill.	3	0	305	A	Alabama A&M	3	0	
				241	H	Eastern Ky.	1	3	177	H	Belmont	3	2	305	H	Alabama A&M	3	0	
				270	H	Morehead St.	4	1	136	H	Austin Peay	0	3	305	N	Alabama A&M	3	0	
				291	A	Jacksonville St.	3	1	96	H	Murray St.	0	3	309	H	Eastern Ill.	3	0	
				290	A	Tennessee Tech	3	0	293	A	Southeast Mo. St.	1	3	326	N	Jackson St.	3	1	

Non-Div. I Games:

Tennessee St.

Average RPI Win: 222		WON-LOST	WINNING	LAST 10	STRENGTH OF		OPP. STRENGTH	TEAM	ADJ	CONF.	ADJ CONF.
Average RPI Loss: 108		RECORD	PCT. RANK	GAMES	SCHEDULE		OF SCHEDULE	RPI	RPI	RPI	RPI
DIV. I ONLY		9- 20	.31034	262	1- 9		74	145	193	.48148	191
DIV. I NON-CONF.		5- 8	.38462	225	0- 0		89	185	165	.49872	164
TOTALS		RPI 1-25	RPI 26-50		W-L RECORDS		RPI 51-100		RPI 101-150		RPI 150+
9- 20	0- 0		0- 4		OVERALL		0- 3		0- 10		9- 3
2- 9	0- 0		0- 2		HOME		0- 1		0- 5		2- 1
3- 9	0- 0		0- 1		AWAY		0- 1		0- 5		3- 2
4- 2	0- 0		0- 1		NEUTRAL		0- 1		0- 0		4- 0
5- 8	0- 0		0- 2		NON-CONFERENCE		0- 1		0- 4		5- 1
0- 3	0- 0		0- 1		HOME		0- 0		0- 2		0- 0
1- 3	0- 0		0- 0		AWAY		0- 0		0- 2		1- 1
4- 2	0- 0		0- 1		NEUTRAL		0- 1		0- 0		4- 0
4- 12	0- 0		0- 2		CONFERENCE		0- 2		0- 6		4- 2
2- 6	0- 0		0- 1		HOME		0- 1		0- 3		2- 1
2- 6	0- 0		0- 1		AWAY		0- 1		0- 3		2- 1
0- 0	0- 0		0- 0		NEUTRAL		0- 0		0- 0		0- 0
RPI S	Opponent	Score	RPI S	Opponent	Score	RPI S	Opponent	Score	RPI S	Opponent	Score
			28 H	Dayton	0 3	75 A	Green Bay	0 3	101 H	SIUE	1 3
			32 N	Boise St.	0 3	75 H	Green Bay	0 3	107 A	Northern Ky.	0 3
			37 A	Cleveland St.	0 3	96 N	Murray St.	0 3	107 H	Northern Ky.	0 3
			37 H	Cleveland St.	0 3				113 A	South Fla.	0 3
									116 A	Oakland	0 3
									116 H	Oakland	1 3
									120 A	Butler	0 3
									145 H	Toledo	1 3
									147 A	Milwaukee	0 3
									147 H	Milwaukee	1 3
									181 A	Ill.-Chicago	3 1
									181 H	Ill.-Chicago	1 3
									184 A	Valparaiso	2 3
									184 H	Valparaiso	3 2
									190 N	Tennessee St.	3 1
									196 N	LIU Brooklyn	3 1
									198 A	Kent St.	0 3
									214 A	Youngstown St.	3 0
									214 H	Youngstown St.	3 0
									251 N	Eastern Mich.	3 0
									270 A	Morehead St.	3 1
									296 N	Stetson	3 0
LAST 10 GAMES											
			75 H	Green Bay	0 3	214 A	Youngstown St.	3 0			
			37 A	Cleveland St.	0 3	107 A	Northern Ky.	0 3			
			181 H	Ill.-Chicago	1 3	184 A	Valparaiso	2 3			
			147 H	Milwaukee	1 3	75 A	Green Bay	0 3			
			116 A	Oakland	0 3	37 H	Cleveland St.	0 3			

Non-Div. I Games:

Wright St.

Average RPI Win:	217	WON-LOST	WINNING	LAST 10	STRENGTH OF	OPP. STRENGTH	TEAM	ADJ	CONF.	ADJ CONF.	
Average RPI Loss:	98	RECORD	PCT. RANK	GAMES	SCHEDULE	OF SCHEDULE	RPI	RPI	RPI	RPI	
DIV. I ONLY	12- 18	.4	214	3- 7	167	107	194	.48141	192	7	7
DIV. I NON-CONF.	7- 5	.58333	129	0- 0	305	214	226	.45151	225	7	7
<hr/>											
TOTALS	RPI 1-25	RPI 26-50		W-L RECORDS		RPI 51-100		RPI 101-150		RPI 150+	
12- 18	0- 0	1- 5		OVERALL		1- 7		1- 4		9- 2	
7- 5	0- 0	1- 2		HOME		1- 2		1- 1		4- 0	
2- 10	0- 0	0- 3		AWAY		0- 3		0- 3		2- 1	
3- 3	0- 0	0- 0		NEUTRAL		0- 2		0- 0		3- 1	
<hr/>											
7- 5	0- 0	0- 0		NON-CONFERENCE		0- 2		0- 1		7- 2	
3- 0	0- 0	0- 0		HOME		0- 0		0- 0		3- 0	
1- 2	0- 0	0- 0		AWAY		0- 0		0- 1		1- 1	
3- 3	0- 0	0- 0		NEUTRAL		0- 2		0- 0		3- 1	
<hr/>											
5- 13	0- 0	1- 5		CONFERENCE		1- 5		1- 3		2- 0	
4- 5	0- 0	1- 2		HOME		1- 2		1- 1		1- 0	
1- 8	0- 0	0- 3		AWAY		0- 3		0- 2		1- 0	
0- 0	0- 0	0- 0		NEUTRAL		0- 0		0- 0		0- 0	
<hr/>											
RPI S	Opponent	Score	RPI S	Opponent	Score	RPI S	Opponent	Score	RPI S	Opponent	Score
			32 A	Boise St.	0 3	71 N	Long Beach St.	2 3	125 A	Utah Valley	1 3
			32 H	Boise St.	0 3	74 A	Wyoming	0 3	128 H	Fresno St.	1 3
			33 A	UNLV	0 3	74 H	Wyoming	0 3	132 A	New Mexico	0 3
			33 H	UNLV	2 3	83 A	San Diego St.	0 3	132 H	New Mexico	3 2
			46 A	Colorado St.	0 3	83 H	San Diego St.	3 1	137 A	Utah St.	0 3
			46 H	Colorado St.	3 2	85 A	Nevada	0 3	187 N	North Texas	3 1
						85 H	Nevada	0 3	206 A	Houston Baptist	1 3
						93 N	UC Santa Barbara	0 3	245 A	Houston	3 2
									249 H	Providence	3 0
									253 A	Air Force	3 2
									253 H	Air Force	3 0
									280 H	UMass Lowell	3 0
									286 N	La.-Monroe	3 0
									288 N	Cal St. Fullerton	3 2
									292 N	Southern Utah	2 3
									299 H	Manhattan	3 0
<hr/>											
			LAST 10 GAMES								
			128 H	Fresno St.	1 3	83 H	San Diego St.	3 1			
			137 A	Utah St.	0 3	132 A	New Mexico	0 3			
			32 A	Boise St.	0 3	33 A	UNLV	0 3			
			253 A	Air Force	3 2	74 H	Wyoming	0 3			
			85 H	Nevada	0 3	46 H	Colorado St.	3 2			

Non-Div. I Games:

San Jose St.

Average RPI Win: 250		WON-LOST	WINNING	LAST 10	STRENGTH OF		OPP. STRENGTH	TEAM	ADJ	CONF.	ADJ CONF.
Average RPI Loss: 74		RECORD	PCT. RANK	GAMES	SCHEDULE		OF SCHEDULE	RPI	RPI	RPI	RPI
DIV. I ONLY		15- 15	.5	171	1- 9		223	161	188	.48124	193
DIV. I NON-CONF.		10- 0	1	1	0- 0		333	334	191	.47795	193
TOTALS		RPI 1-25	RPI 26-50		W-L RECORDS		RPI 51-100		RPI 101-150		RPI 150+
15- 15	0- 0	0- 6		OVERALL		1- 5		1- 3		13- 1	
3- 7	0- 0	0- 3		HOME		0- 3		1- 1		2- 0	
7- 8	0- 0	0- 3		AWAY		1- 2		0- 2		6- 1	
5- 0	0- 0	0- 0		NEUTRAL		0- 0		0- 0		5- 0	
10- 0	0- 0	0- 0		NON-CONFERENCE		0- 0		0- 0		10- 0	
0- 0	0- 0	0- 0		HOME		0- 0		0- 0		0- 0	
5- 0	0- 0	0- 0		AWAY		0- 0		0- 0		5- 0	
5- 0	0- 0	0- 0		NEUTRAL		0- 0		0- 0		5- 0	
5- 15	0- 0	0- 6		CONFERENCE		1- 5		1- 3		3- 1	
3- 7	0- 0	0- 3		HOME		0- 3		1- 1		2- 0	
2- 8	0- 0	0- 3		AWAY		1- 2		0- 2		1- 1	
0- 0	0- 0	0- 0		NEUTRAL		0- 0		0- 0		0- 0	
RPI S	Opponent	Score	RPI S	Opponent	Score	RPI S	Opponent	Score	RPI S	Opponent	Score
			30 A	SMU	1 3	61 A	UCF	0 3	113 A	South Fla.	1 3
			30 H	SMU	0 3	61 H	UCF	1 3	113 H	South Fla.	0 3
			38 A	Cincinnati	0 3	76 A	Tulsa	1 3	124 A	UConn	1 3
			38 H	Cincinnati	0 3	76 H	Tulsa	0 3	124 H	UConn	3 2
			47 A	Temple	0 3	90 A	Tulane	3 1	171 A	Memphis	0 3
			47 H	Temple	1 3	90 H	Tulane	1 3	171 H	Memphis	3 2
									176 A	Campbell	3 2
									180 N	Navy	3 1
									245 A	Houston	3 0
									245 H	Houston	3 1
									248 A	Georgia St.	3 1
									310 A	N.C. A&T	3 0
									317 N	Canisius	3 0
									319 A	Bucknell	3 1
									327 N	Fairleigh Dickinson	3 0
									330 A	Savannah St.	3 0
									333 N	South Carolina St.	3 0
									333 N	South Carolina St.	3 0
LAST 10 GAMES											
			171 A	Memphis	0 3	124 A	UConn	1 3			
			38 A	Cincinnati	0 3	30 H	SMU	0 3			
			90 H	Tulane	1 3	76 H	Tulsa	0 3			
			245 H	Houston	3 1	61 A	UCF	0 3			
			47 A	Temple	0 3	113 A	South Fla.	1 3			

Non-Div. I Games:

East Carolina

Average RPI Win:	305	WON-LOST	WINNING	LAST 10	STRENGTH OF	OPP. STRENGTH	TEAM	ADJ	CONF.	ADJ CONF.	
Average RPI Loss:	147	RECORD	PCT. RANK	GAMES	SCHEDULE	OF SCHEDULE	RPI	RPI	RPI	RPI	
DIV. I ONLY	24- 8	.75	40	10- 0	320	323	195	.48098	194	32	32
DIV. I NON-CONF.	3- 8	.27273	275	0- 0	250	227	280	.40293	279	32	32
<hr/>											
TOTALS	RPI 1-25	RPI 26-50		W-L RECORDS		RPI 51-100		RPI 101-150		RPI 150+	
24- 8	0- 0	0- 2		OVERALL		0- 2		0- 0		24- 4	
12- 5	0- 0	0- 0		HOME		0- 1		0- 0		12- 4	
8- 1	0- 0	0- 1		AWAY		0- 0		0- 0		8- 0	
4- 2	0- 0	0- 1		NEUTRAL		0- 1		0- 0		4- 0	
<hr/>											
3- 8	0- 0	0- 2		NON-CONFERENCE		0- 2		0- 0		3- 4	
3- 5	0- 0	0- 0		HOME		0- 1		0- 0		3- 4	
0- 1	0- 0	0- 1		AWAY		0- 0		0- 0		0- 0	
0- 2	0- 0	0- 1		NEUTRAL		0- 1		0- 0		0- 0	
<hr/>											
21- 0	0- 0	0- 0		CONFERENCE		0- 0		0- 0		21- 0	
9- 0	0- 0	0- 0		HOME		0- 0		0- 0		9- 0	
8- 0	0- 0	0- 0		AWAY		0- 0		0- 0		8- 0	
4- 0	0- 0	0- 0		NEUTRAL		0- 0		0- 0		4- 0	
<hr/>											
RPI S	Opponent	Score	RPI S	Opponent	Score	RPI S	Opponent	Score	RPI S	Opponent	Score
			30 N	SMU	0 3	73 H	Towson	0 3	190 H	Tennessee St.	2 3
			36 A	Arizona	0 3	89 N	Pepperdine	0 3	208 H	UMES	0 3
									220 A	Texas Southern	3 1
									220 H	Texas Southern	3 0
									220 N	Texas Southern	3 1
									272 H	Troy	1 3
									277 H	UAB	0 3
									295 A	Southern U.	3 0
									295 H	Southern U.	3 0
									305 A	Alabama A&M	3 0
									305 H	Alabama A&M	3 1
									305 N	Alabama A&M	3 0
									306 A	Prairie View	3 0
									306 H	Prairie View	3 0
									310 H	N.C. A&T	3 2
									312 H	Chicago St.	3 1
									314 H	Ark.-Pine Bluff	3 0
									314 N	Ark.-Pine Bluff	3 0
									325 A	Grambling	3 0
									325 H	Grambling	3 0
									325 N	Grambling	3 0
									326 A	Jackson St.	3 1
									326 H	Jackson St.	3 0
									330 H	Savannah St.	3 0
									332 A	Alcorn	3 0
									332 H	Alcorn	3 0
									334 A	Mississippi Val.	3 0
									334 A	Mississippi Val.	3 0
				</							

Non-Div. I Games:

Alabama St.

RPI	S	Opponent	Score
334	H	Mississippi Val.	3 0

Alabama St.

U
M
B
C

UMBC

Average RPI Win:		276	WON-LOST RECORD		WINNING PCT. RANK		LAST 10 GAMES		STRENGTH OF SCHEDULE		OPP. STRENGTH OF SCHEDULE		TEAM RPI		ADJ RPI		CONF. RPI		ADJ CONF. RPI					
Average RPI Loss:		139																						
DIV. I ONLY			16- 14		.53333		147		8- 2		231		269		198		.48003		196		29		29	
DIV. I NON-CONF.			4- 10		.28571		269		1- 0		192		115		241		.43699		241		29		29	
TOTALS		RPI 1-25		RPI 26-50				W-L RECORDS				RPI 51-100				RPI 101-150				RPI 150+				
16- 14		0- 2		0- 1				OVERALL				0- 1				0- 3				16- 7				
9- 3		0- 1		0- 0				HOME				0- 0				0- 1				9- 1				
5- 7		0- 0		0- 1				AWAY				0- 0				0- 1				5- 5				
2- 4		0- 1		0- 0				NEUTRAL				0- 1				0- 1				2- 1				
4- 10		0- 2		0- 1				NON-CONFERENCE				0- 1				0- 3				4- 3				
3- 2		0- 1		0- 0				HOME				0- 0				0- 1				3- 0				
0- 4		0- 0		0- 1				AWAY				0- 0				0- 1				0- 2				
1- 4		0- 1		0- 0				NEUTRAL				0- 1				0- 1				1- 1				
12- 4		0- 0		0- 0				CONFERENCE				0- 0				0- 0				12- 4				
6- 1		0- 0		0- 0				HOME				0- 0				0- 0				6- 1				
5- 3		0- 0		0- 0				AWAY				0- 0				0- 0				5- 3				
1- 0		0- 0		0- 0				NEUTRAL				0- 0				0- 0				1- 0				
RPI	S	Opponent		Score		RPI	S	Opponent		Score		RPI	S	Opponent		Score		RPI	S	Opponent		Score		
7	N	BYU		0	3	34	A	Ohio St.		0	3	74	N	Wyoming		0	3	110	H	Denver		0	3	
10	H	Florida		0	3													113	A	South Fla.		0	3	
																		128	N	Fresno St.		2	3	
																		161	A	Sacred Heart		3	2	
																		161	A	Sacred Heart		0	3	
																		161	H	Sacred Heart		1	3	
																		191	N	Wright St.		1	3	
																		228	A	Bryant		0	3	
																		228	H	Bryant		3	1	
																		228	N	Bryant		3	1	
																		236	A	Boston College		1	3	
																		236	A	Boston College		0	3	
																		238	A	Central Conn. St.		3	2	
																		238	H	Central Conn. St.		3	1	
																		250	H	Stony Brook		3	1	
																		255	A	Robert Morris		0	3	
																		255	H	Robert Morris		3	1	
																		296	N	Stetson		3	1	
																		304	H	NJIT		3	1	
																		304	H	NJIT		3	0	
																		308	A	St. Francis Brooklyn		3	1	
																		308	H	St. Francis Brooklyn		3	1	
																		321	A	Saint Francis (PA)		3	2	
																		321	H	Saint Francis (PA)		3	1	
																		327	A	Fairleigh Dickinson		3	0	
																		327	H	Fairleigh Dickinson		3	0	
LAST 10 GAMES																								
																		250	H	Stony Brook		3	1	
																		161	A	Sacred Heart		3	2	
																		228	N	Bryant		3	1	
																		255	H	Robert Morris		3	1	
																		321	H	Saint Francis (PA)		3	1	
																		327	A	Fairleigh Dickinson		3	0	
																		327	H	Fairleigh Dickinson		3	0	

Non-Div. I Games:

LIU Brooklyn

M
e
r
c
e
r

Mercer

Average RPI Win:	251	WON-LOST RECORD	WINNING PCT. RANK	LAST 10 GAMES	STRENGTH OF SCHEDULE	OPP. STRENGTH OF SCHEDULE	TEAM RPI	ADJ RPI	CONF. RPI	ADJ CONF. RPI		
DIV. I ONLY		16- 14	.53333	147	4- 6	249	224	196	.47928	198	22	22
DIV. I NON-CONF.		9- 4	.69231	74	0- 0	212	247	132	.52133	134	19	19
<hr/>												
TOTALS	RPI 1-25	RPI 26-50		W-L RECORDS		RPI 51-100		RPI 101-150		RPI 150+		
16- 14	0- 0	0- 2		OVERALL		0- 5		1- 1		15- 6		
8- 3	0- 0	0- 1		HOME		0- 1		1- 0		7- 1		
3- 9	0- 0	0- 1		AWAY		0- 2		0- 1		3- 5		
5- 2	0- 0	0- 0		NEUTRAL		0- 2		0- 0		5- 0		
<hr/>												
9- 4	0- 0	0- 0		NON-CONFERENCE		0- 2		1- 1		8- 1		
4- 0	0- 0	0- 0		HOME		0- 0		1- 0		3- 0		
0- 3	0- 0	0- 0		AWAY		0- 1		0- 1		0- 1		
5- 1	0- 0	0- 0		NEUTRAL		0- 1		0- 0		5- 0		
<hr/>												
7- 10	0- 0	0- 2		CONFERENCE		0- 3		0- 0		7- 5		
4- 3	0- 0	0- 1		HOME		0- 1		0- 0		4- 1		
3- 6	0- 0	0- 1		AWAY		0- 1		0- 0		3- 4		
0- 1	0- 0	0- 0		NEUTRAL		0- 1		0- 0		0- 0		
<hr/>												
RPI	S	Opponent	Score	RPI	S	Opponent	Score	RPI	S	Opponent	Score	
				35	A	Coastal Caro.	0 3	55	A	Arkansas St.	0 3	
				35	H	Coastal Caro.	0 3	58	A	FGCU	1 3	
								68	N	Indiana	0 3	
								82	H	Texas St.	2 3	
								82	N	Texas St.	0 3	
								103	H	Southern Miss.	3 2	
								129	A	Samford	0 3	
								164	H	UT Arlington	1 3	
								188	A	Georgia	1 3	
								205	H	Florida A&M	3 1	
								209	A	Little Rock	3 1	
								225	N	Marist	3 1	
								227	A	Ga. Southern	2 3	
								227	H	Ga. Southern	3 0	
								229	N	Indiana St.	3 2	
								234	H	FIU	3 0	
								248	A	Georgia St.	1 3	
								248	H	Georgia St.	3 0	
								272	A	Troy	1 3	
								272	H	Troy	3 0	
								279	N	Bethune-Cookman	3 0	
								282	N	McNeese	3 2	
								285	A	UL Lafayette	3 1	
								286	A	La.-Monroe	2 3	
								298	A	Appalachian St.	3 2	
								298	H	Appalachian St.	3 1	
								300	H	Southeastern La.	3 2	
								316	N	Nicholls St.	3 0	
<hr/>												
LAST 10 GAMES												
				82	N	Texas St.	0 3	298	H	Appalachian St.	3 1	
				35	A	Coastal Caro.	0 3	35	H	Coastal Caro.	0 3	
				298	A	Appalachian St.	3 2	272	A	Troy	1 3	
				285	A	UL Lafayette	3 1	209	A	Little Rock	3 1	
				286	A	La.-Monroe	2 3	55	A	Arkansas St.	0 3	

Non-Div. I Games:

South Ala.

Average RPI Win: 245		WON-LOST RECORD	WINNING PCT. RANK		LAST 10 GAMES	STRENGTH OF SCHEDULE		OPP. STRENGTH OF SCHEDULE		TEAM RPI	ADJ RPI		CONF. RPI	ADJ CONF. RPI	
Average RPI Loss: 118															
DIV. I ONLY		15- 15	.5	171	4- 6	237		176		200	.47928	198	15	15	
DIV. I NON-CONF.		7- 6	.53846	157	0- 0	243		180		196	.47688	195	15	15	
TOTALS		RPI 1-25	RPI 26-50		W-L RECORDS		RPI 51-100		RPI 101-150		RPI 150+				
15- 15	0- 0	1- 3		OVERALL		0- 3		0- 7		14- 2					
7- 5	0- 0	1- 1		HOME		0- 2		0- 2		6- 0					
4- 7	0- 0	0- 1		AWAY		0- 1		0- 3		4- 2					
4- 3	0- 0	0- 1		NEUTRAL		0- 0		0- 2		4- 0					
7- 6	0- 0	0- 2		NON-CONFERENCE		0- 2		0- 1		7- 1					
2- 2	0- 0	0- 1		HOME		0- 1		0- 0		2- 0					
1- 2	0- 0	0- 0		AWAY		0- 1		0- 0		1- 1					
4- 2	0- 0	0- 1		NEUTRAL		0- 0		0- 1		4- 0					
8- 9	0- 0	1- 1		CONFERENCE		0- 1		0- 6		7- 1					
5- 3	0- 0	1- 0		HOME		0- 1		0- 2		4- 0					
3- 5	0- 0	0- 1		AWAY		0- 0		0- 3		3- 1					
0- 1	0- 0	0- 0		NEUTRAL		0- 0		0- 1		0- 0					
RPI	S	Opponent	Score	RPI	S	Opponent	Score	RPI	S	Opponent	Score	RPI	S	Opponent	Score
				28	N	Dayton	0 3	51	H	Northern Ill.	2 3	117	A	Bowling Green	1 3
				32	H	Boise St.	0 3	61	A	UCF	1 3	117	H	Bowling Green	1 3
				40	A	Miami (OH)	0 3	84	H	Tennessee	1 3	133	A	Ohio	1 3
				40	H	Miami (OH)	3 2					133	H	Ohio	1 3
												136	N	Austin Peay	2 3
												145	A	Toledo	2 3
												145	N	Toledo	2 3
												189	H	Western Mich.	3 2
												191	H	Wright St.	3 0
												210	A	Ball St.	3 2
												218	H	Central Mich.	3 0
												250	N	Stony Brook	3 1
												251	A	Eastern Mich.	3 1
												254	A	Evansville	2 3
												255	H	Robert Morris	3 0
												270	A	Morehead St.	3 0
												276	N	Montana	3 0
												289	A	Akron	2 3
												289	H	Akron	3 1
												296	N	Stetson	3 1
												307	A	Buffalo	3 1
												307	H	Buffalo	3 0
												329	N	Coppin St.	3 2
LAST 10 GAMES															
				145	N	Toledo	2 3	307	A	Buffalo	3 1				
				251	A	Eastern Mich.	3 1	289	A	Akron	2 3				
				133	H	Ohio	1 3	51	H	Northern Ill.	2 3				
				40	H	Miami (OH)	3 2	189	H	Western Mich.	3 2				
				117	H	Bowling Green	1 3	145	A	Toledo	2 3				

Non-Div. I Games:

Kent St.

Average RPI Win: 227		WON-LOST RECORD		WINNING PCT. RANK		LAST 10 GAMES		STRENGTH OF SCHEDULE		OPP. STRENGTH OF SCHEDULE		TEAM RPI		ADJ RPI		CONF. RPI		ADJ CONF. RPI			
DIV. I ONLY		13- 13		.5 171		4- 6		234		169		197		.4792 200		19		19			
DIV. I NON-CONF.		5- 4		.55556 151		0- 0		224		143		174		.48993 174		17		17			
TOTALS		RPI 1-25		RPI 26-50		W-L RECORDS		RPI 51-100		RPI 101-150		RPI 150+									
13- 13		0- 1		0- 0		OVERALL		1- 3		1- 6		11- 3									
5- 3		0- 0		0- 0		HOME		1- 1		0- 1		4- 1									
3- 8		0- 0		0- 0		AWAY		0- 2		0- 4		3- 2									
5- 2		0- 1		0- 0		NEUTRAL		0- 0		1- 1		4- 0									
5- 4		0- 1		0- 0		NON-CONFERENCE		0- 1		1- 0		4- 2									
0- 0		0- 0		0- 0		HOME		0- 0		0- 0		0- 0									
0- 3		0- 0		0- 0		AWAY		0- 1		0- 0		0- 2									
5- 1		0- 1		0- 0		NEUTRAL		0- 0		1- 0		4- 0									
8- 9		0- 0		0- 0		CONFERENCE		1- 2		0- 6		7- 1									
5- 3		0- 0		0- 0		HOME		1- 1		0- 1		4- 1									
3- 5		0- 0		0- 0		AWAY		0- 1		0- 4		3- 0									
0- 1		0- 0		0- 0		NEUTRAL		0- 0		0- 1		0- 0									
RPI	S	Opponent		Score		RPI	S	Opponent		Score		RPI	S	Opponent		Score					
5	N	Kansas		0 3								112	A	Sacramento St.		0 3					
								74 A Wyoming		0 3		112	N	Sacramento St.		2 3					
								92 H Northern Ariz.		3 1		129	N	Samford		3 2					
								98 A North Dakota		0 3		130	A	Idaho St.		0 3					
								98 H North Dakota		1 3		142	A	Northern Colo.		0 3					
												142	H	Northern Colo.		1 3					
												146	A	Portland St.		2 3					
												151	N	CSUN		3 0					
												163	A	Mississippi St.		0 3					
												204	A	Idaho		3 2					
												204	H	Idaho		1 3					
												219	H	Weber St.		3 2					
												241	N	Eastern Ky.		3 2					
												259	A	Montana St.		3 1					
												259	H	Montana St.		3 1					
												268	N	Lamar University		3 0					
												276	A	Montana		3 1					
												276	H	Montana		3 0					
												288	N	Cal St. Fullerton		3 0					
												292	H	Southern Utah		3 0					
												294	A	Grand Canyon		0 3					
LAST 10 GAMES																					
112 N Sacramento St.						2 3		204 H Idaho						1 3							
276 H Montana						3 0		219 H Weber St.						3 2							
259 H Montana St.						3 1		112 A Sacramento St.						0 3							
142 A Northern Colo.						0 3		146 A Portland St.						2 3							
98 A North Dakota						0 3		204 A Idaho						3 2							

Non-Div. I Games:

Eastern Wash.

Average RPI Win:		234	WON-LOST RECORD		WINNING PCT. RANK		LAST 10 GAMES		STRENGTH OF SCHEDULE		OPP. STRENGTH OF SCHEDULE		TEAM RPI		ADJ RPI		CONF. RPI		ADJ CONF. RPI	
DIV. I ONLY			12- 12		.5 171		6- 4		225		215		201		.47853 201		17		18	
DIV. I NON-CONF.			6- 4		.6 123		1- 0		267		226		192		.47883 191		21		21	
TOTALS		RPI 1-25		RPI 26-50		W-L RECORDS		RPI 51-100		RPI 101-150		RPI 150+								
12- 12		0- 0		0- 1		OVERALL		0- 4		0- 1		12- 6								
5- 5		0- 0		0- 1		HOME		0- 2		0- 0		5- 2								
5- 5		0- 0		0- 0		AWAY		0- 2		0- 0		5- 3								
2- 2		0- 0		0- 0		NEUTRAL		0- 0		0- 1		2- 1								
6- 4		0- 0		0- 1		NON-CONFERENCE		0- 0		0- 1		6- 2								
2- 1		0- 0		0- 1		HOME		0- 0		0- 0		2- 0								
2- 1		0- 0		0- 0		AWAY		0- 0		0- 0		2- 1								
2- 2		0- 0		0- 0		NEUTRAL		0- 0		0- 1		2- 1								
6- 8		0- 0		0- 0		CONFERENCE		0- 4		0- 0		6- 4								
3- 4		0- 0		0- 0		HOME		0- 2		0- 0		3- 2								
3- 4		0- 0		0- 0		AWAY		0- 2		0- 0		3- 2								
0- 0		0- 0		0- 0		NEUTRAL		0- 0		0- 0		0- 0								
RPI	S	Opponent	Score	RPI	S	Opponent	Score	RPI	S	Opponent	Score	RPI	S	Opponent	Score					
				50	H	James Madison	0 3	78	A	Princeton	2 3	116	N	Oakland	1 3					
								78	H	Princeton	0 3	165	A	Columbia	2 3					
								99	A	Yale	1 3	165	H	Columbia	3 1					
								99	H	Yale	1 3	172	H	Colgate	3 1					
												173	A	UMKC	0 3					
												202	A	Harvard	3 2					
												202	H	Harvard	1 3					
												215	A	Penn	3 2					
												215	H	Penn	3 2					
												217	A	Binghamton	3 2					
												225	H	Marist	3 1					
												243	A	Dartmouth	2 3					
												243	H	Dartmouth	3 0					
												260	A	Brown	3 1					
												260	H	Brown	2 3					
												265	N	Omaha	3 1					
												266	N	Bradley	0 3					
												307	N	Buffalo	3 1					
												319	A	Bucknell	3 0					
				LAST 10 GAMES																
				215	A	Penn	3 2	99	A	Yale	1 3									
				78	A	Princeton	2 3	165	H	Columbia	3 1									
				243	H	Dartmouth	3 0	202	A	Harvard	3 2									
				202	H	Harvard	1 3	243	A	Dartmouth	2 3									
				260	A	Brown	3 1	217	A	Binghamton	3 2									

Non-Div. I Games:

Cornell

Average RPI Win: 220		WON-LOST	WINNING	LAST 10	STRENGTH OF		OPP. STRENGTH	TEAM	ADJ		CONF.	ADJ CONF.
Average RPI Loss: 129		RECORD	PCT. RANK	GAMES	SCHEDULE		OF SCHEDULE	RPI	RPI		RPI	RPI
DIV. I ONLY		9- 14	.3913	223	5- 5		146	186	202		17	18
DIV. I NON-CONF.		2- 7	.22222	284	0- 0		164	95	244		21	21
TOTALS		RPI 1-25	RPI 26-50		W-L RECORDS		RPI 51-100		RPI 101-150		RPI 150+	
9- 14		0- 0	0- 0		OVERALL		1- 7		0- 2		8- 5	
6- 5		0- 0	0- 0		HOME		1- 2		0- 0		5- 3	
3- 6		0- 0	0- 0		AWAY		0- 3		0- 1		3- 2	
0- 3		0- 0	0- 0		NEUTRAL		0- 2		0- 1		0- 0	
2- 7		0- 0	0- 0		NON-CONFERENCE		0- 4		0- 2		2- 1	
2- 2		0- 0	0- 0		HOME		0- 1		0- 0		2- 1	
0- 2		0- 0	0- 0		AWAY		0- 1		0- 1		0- 0	
0- 3		0- 0	0- 0		NEUTRAL		0- 2		0- 1		0- 0	
7- 7		0- 0	0- 0		CONFERENCE		1- 3		0- 0		6- 4	
4- 3		0- 0	0- 0		HOME		1- 1		0- 0		3- 2	
3- 4		0- 0	0- 0		AWAY		0- 2		0- 0		3- 2	
0- 0		0- 0	0- 0		NEUTRAL		0- 0		0- 0		0- 0	
RPI S	Opponent	Score	RPI S	Opponent	Score	RPI S	Opponent	Score	RPI S	Opponent	Score	
						62 A	Loyola Marymount	0 3	121 N	Arizona St.	0 3	
						64 N	Duke	0 3	139 A	New Hampshire	0 3	
						78 A	Princeton	0 3	165 A	Columbia	1 3	
						78 H	Princeton	2 3	165 H	Columbia	3 0	
						89 N	Pepperdine	2 3	188 H	Georgia	0 3	
						94 H	Northeastern	1 3	201 A	Cornell	3 1	
						99 A	Yale	1 3	201 H	Cornell	2 3	
						99 H	Yale	3 2	215 A	Penn	1 3	
									215 H	Penn	0 3	
									236 H	Boston College	3 2	
									243 A	Dartmouth	3 0	
									243 H	Dartmouth	3 1	
									260 A	Brown	3 1	
									260 H	Brown	3 2	
									271 H	Siena	3 0	
LAST 10 GAMES												
						260 H	Brown	3 2	215 H	Penn	0 3	
						99 H	Yale	3 2	243 H	Dartmouth	3 1	
						165 A	Columbia	1 3	201 H	Cornell	2 3	
						201 A	Cornell	3 1	165 H	Columbia	3 0	
						78 H	Princeton	2 3	99 A	Yale	1 3	

Non-Div. I Games:

Harvard

Average RPI Win: 240		WON-LOST	WINNING	LAST 10	STRENGTH OF		OPP. STRENGTH	TEAM	ADJ	CONF.	ADJ CONF.
Average RPI Loss: 114		RECORD	PCT. RANK	GAMES	SCHEDULE		OF SCHEDULE	RPI	RPI	RPI	RPI
DIV. I ONLY		14- 18	.4375	197	7- 3		192	172	203	.4752	203
DIV. I NON-CONF.		2- 12	.14286	303	0- 1		122	64	252	.42996	251
TOTALS		RPI 1-25	RPI 26-50		W-L RECORDS		RPI 51-100		RPI 101-150		RPI 150+
14- 18	0- 0	0- 3		OVERALL		1- 6		0- 5		13- 4	
7- 5	0- 0	0- 0		HOME		1- 2		0- 2		6- 1	
5- 8	0- 0	0- 3		AWAY		0- 2		0- 2		5- 1	
2- 5	0- 0	0- 0		NEUTRAL		0- 2		0- 1		2- 2	
2- 12	0- 0	0- 3		NON-CONFERENCE		0- 4		0- 3		2- 2	
1- 3	0- 0	0- 0		HOME		0- 2		0- 1		1- 0	
0- 5	0- 0	0- 3		AWAY		0- 1		0- 1		0- 0	
1- 4	0- 0	0- 0		NEUTRAL		0- 1		0- 1		1- 2	
12- 6	0- 0	0- 0		CONFERENCE		1- 2		0- 2		11- 2	
6- 2	0- 0	0- 0		HOME		1- 0		0- 1		5- 1	
5- 3	0- 0	0- 0		AWAY		0- 1		0- 1		5- 1	
1- 1	0- 0	0- 0		NEUTRAL		0- 1		0- 0		1- 0	
RPI S	Opponent	Score	RPI S	Opponent	Score	RPI S	Opponent	Score	RPI S	Opponent	Score
			27 A	Iowa St.	0 3	51 H	Northern Ill.	1 3	110 A	Denver	2 3
			45 A	UNI	0 3	70 N	Iowa	0 3	110 H	Denver	2 3
			46 A	Colorado St.	0 3	74 A	Wyoming	0 3	127 N	Illinois St.	0 3
						95 A	South Dakota	0 3	142 A	Northern Colo.	2 3
						95 H	South Dakota	3 1	150 H	Texas Tech	2 3
						95 N	South Dakota	0 3	156 N	Northwestern	1 3
						98 H	North Dakota	0 3	166 N	St. Mary's (CA)	1 3
									186 A	IUPUI	3 0
									186 H	IUPUI	3 0
									186 N	IUPUI	3 1
									221 A	Oral Roberts	3 1
									221 H	Oral Roberts	3 1
									232 A	Fort Wayne	3 2
									232 H	Fort Wayne	2 3
									265 A	Omaha	2 3
									265 H	Omaha	3 0
									266 H	Bradley	3 0
									276 N	Montana	3 0
									297 A	South Dakota St.	3 2
									297 H	South Dakota St.	3 1
									318 A	Western Ill.	3 1
									318 H	Western Ill.	3 0
LAST 10 GAMES											
			95 N	South Dakota	0 3	232 A	Fort Wayne	3 2			
			186 N	IUPUI	3 1	95 H	South Dakota	3 1			
			110 H	Denver	2 3	265 H	Omaha	3 0			
			297 H	South Dakota St.	3 1	318 H	Western Ill.	3 0			
			186 A	IUPUI	3 0	98 H	North Dakota	0 3			

Non-Div. I Games:

North Dakota St.

Average RPI Win: 219		WON-LOST RECORD	WINNING PCT. RANK		LAST 10 GAMES		STRENGTH OF SCHEDULE		OPP. STRENGTH OF SCHEDULE		TEAM RPI		ADJ RPI		CONF. RPI		ADJ CONF. RPI	
Average RPI Loss: 131			11- 18		.37931 230	4- 6		159		178		204		.47165 204		19		19
DIV. I ONLY		11- 18		.37931 230	4- 6		159		178		204		.47165 204		19		19	
DIV. I NON-CONF.		5- 7		.41667 212	0- 0		104		121		158		.50106 158		17		17	
TOTALS		RPI 1-25		RPI 26-50		W-L RECORDS		RPI 51-100		RPI 101-150		RPI 150+						
11- 18		0- 1		0- 1		OVERALL		0- 6		3- 5		8- 5						
5- 6		0- 0		0- 0		HOME		0- 3		1- 2		4- 1						
3- 10		0- 1		0- 1		AWAY		0- 2		1- 3		2- 3						
3- 2		0- 0		0- 0		NEUTRAL		0- 1		1- 0		2- 1						
5- 7		0- 1		0- 1		NON-CONFERENCE		0- 2		2- 1		3- 2						
1- 2		0- 0		0- 0		HOME		0- 1		0- 1		1- 0						
1- 3		0- 1		0- 1		AWAY		0- 0		1- 0		0- 1						
3- 2		0- 0		0- 0		NEUTRAL		0- 1		1- 0		2- 1						
6- 11		0- 0		0- 0		CONFERENCE		0- 4		1- 4		5- 3						
4- 4		0- 0		0- 0		HOME		0- 2		1- 1		3- 1						
2- 7		0- 0		0- 0		AWAY		0- 2		0- 3		2- 2						
0- 0		0- 0		0- 0		NEUTRAL		0- 0		0- 0		0- 0						
RPI	S	Opponent		Score		RPI	S	Opponent		Score		RPI	S	Opponent		Score		
6	A	Washington		1 3		43	A	Washington St.		0 3		72	N	Villanova		0 3		
												74	H	Wyoming		2 3		
												92	H	Northern Ariz.		2 3		
												98	A	North Dakota		0 3		
												98	A	North Dakota		1 3		
												98	H	North Dakota		1 3		
												112	A	Sacramento St.		0 3		
												119	N	Fairfield		3 1		
												122	H	Oregon St.		0 3		
												130	H	Idaho St.		3 1		
												132	A	New Mexico		3 2		
												142	A	Northern Colo.		1 3		
												142	H	Northern Colo.		1 3		
												146	A	Portland St.		1 3		
												182	A	Seattle U		2 3		
												200	A	Eastern Wash.		3 1		
												200	H	Eastern Wash.		2 3		
												208	N	UMES		3 1		
												219	A	Weber St.		1 3		
												231	N	George Washington		0 3		
												241	N	Abilene Christian		3 1		
												259	A	Montana St.		3 1		
												259	H	Montana St.		3 2		
												276	A	Montana		2 3		
												276	H	Montana		3 0		
												290	H	Tennessee Tech		3 1		
												292	H	Southern Utah		3 2		
LAST 10 GAMES																		
						98	A	North Dakota		0 3		200	A	Eastern Wash.		3 1		
						259	H	Montana St.		3 2		130	H	Idaho St.		3 1		
						276	H	Montana		3 0		146	A	Portland St.		1 3		
						98	A	North Dakota		1 3		112	A	Sacramento St.		0 3		
						142	A	Northern Colo.		1 3		200	H	Eastern Wash.		2 3		

Non-Div. I Games:

Idaho

Average RPI Win:	286	WON-LOST RECORD	WINNING PCT. RANK	LAST 10 GAMES	STRENGTH OF SCHEDULE	OPP. STRENGTH OF SCHEDULE	TEAM RPI	ADJ RPI	CONF. RPI	ADJ CONF. RPI	
Average RPI Loss:	122										
DIV. I ONLY		17- 12	.58621 117	9- 1	288	288	205	.47083 205	31	31	
DIV. I NON-CONF.		5- 11	.3125 252	2- 0	123	129	213	.46611 213	30	30	
<hr/>											
TOTALS	RPI 1-25	RPI 26-50		W-L RECORDS	RPI 51-100		RPI 101-150		RPI 150+		
17- 12	0- 2	0- 2		OVERALL	0- 0		0- 2		17- 6		
6- 1	0- 0	0- 1		HOME	0- 0		0- 0		6- 0		
7- 7	0- 2	0- 0		AWAY	0- 0		0- 1		7- 4		
4- 4	0- 0	0- 1		NEUTRAL	0- 0		0- 1		4- 2		
<hr/>											
5- 11	0- 2	0- 2		NON-CONFERENCE	0- 0		0- 2		5- 5		
1- 1	0- 0	0- 1		HOME	0- 0		0- 0		1- 0		
1- 7	0- 2	0- 0		AWAY	0- 0		0- 1		1- 4		
3- 3	0- 0	0- 1		NEUTRAL	0- 0		0- 1		3- 1		
<hr/>											
12- 1	0- 0	0- 0		CONFERENCE	0- 0		0- 0		12- 1		
5- 0	0- 0	0- 0		HOME	0- 0		0- 0		5- 0		
6- 0	0- 0	0- 0		AWAY	0- 0		0- 0		6- 0		
1- 1	0- 0	0- 0		NEUTRAL	0- 0		0- 0		1- 1		
<hr/>											
RPI S	Opponent	Score	RPI S	Opponent	Score	RPI S	Opponent	Score	RPI S	Opponent	Score
10 A	Florida	0 3	35 N	Coastal Caro.	0 3				102 A	Miami (FL)	0 3
22 A	Florida St.	0 3	42 H	Baylor	0 3				111 N	Marshall	0 3
									158 A	North Florida	2 3
									158 H	North Florida	3 0
									159 N	Howard	1 3
									188 A	Georgia	1 3
									198 A	South Ala.	1 3
									208 A	UMES	3 0
									209 N	Little Rock	1 3
									224 N	Jacksonville	3 0
									234 A	FIU	1 3
									234 N	FIU	3 1
									272 A	Troy	3 1
									279 A	Bethune-Cookman	3 1
									279 H	Bethune-Cookman	3 0
									300 N	Southeastern La.	3 1
									310 A	N.C. A&T	3 0
									310 H	N.C. A&T	3 1
									320 N	Norfolk St.	3 0
									322 A	N.C. Central	3 0
									322 H	N.C. Central	3 0
									330 A	Savannah St.	3 0
									330 H	Savannah St.	3 0
									333 A	South Carolina St.	3 0
									333 H	South Carolina St.	3 0
<hr/>											
			LAST 10 GAMES								
			159 N	Howard	1 3	279 A			Bethune-Cookman	3 1	
			208 A	UMES	3 0	158 H			North Florida	3 0	
			320 N	Norfolk St.	3 0	330 A			Savannah St.	3 0	
			310 H	N.C. A&T	3 1	333 A			South Carolina St.	3 0	
			322 H	N.C. Central	3 0	272 A			Troy	3 1	

Non-Div. I Games:

Florida A&M

Average RPI Win: 242		WON-LOST	WINNING	LAST 10	STRENGTH OF		OPP. STRENGTH	TEAM	ADJ	CONF.	ADJ CONF.
Average RPI Loss: 175		RECORD	PCT. RANK	GAMES	SCHEDULE		OF SCHEDULE	RPI	RPI	RPI	RPI
DIV. I ONLY		18- 15	.54545	142	4- 6		280	241	206	.47052	206
DIV. I NON-CONF.		9- 7	.5625	145	0- 0		228	198	183	.48655	183
TOTALS		RPI 1-25	RPI 26-50		W-L RECORDS		RPI 51-100		RPI 101-150		RPI 150+
18- 15	0- 0	0- 0		OVERALL		0- 3		2- 3		16- 9	
12- 6	0- 0	0- 0		HOME		0- 1		2- 1		10- 4	
6- 7	0- 0	0- 0		AWAY		0- 2		0- 0		6- 5	
0- 2	0- 0	0- 0		NEUTRAL		0- 0		0- 2		0- 0	
9- 7	0- 0	0- 0		NON-CONFERENCE		0- 1		1- 3		8- 3	
7- 3	0- 0	0- 0		HOME		0- 0		1- 1		6- 2	
2- 2	0- 0	0- 0		AWAY		0- 1		0- 0		2- 1	
0- 2	0- 0	0- 0		NEUTRAL		0- 0		0- 2		0- 0	
9- 8	0- 0	0- 0		CONFERENCE		0- 2		1- 0		8- 6	
5- 3	0- 0	0- 0		HOME		0- 1		1- 0		4- 2	
4- 5	0- 0	0- 0		AWAY		0- 1		0- 0		4- 4	
0- 0	0- 0	0- 0		NEUTRAL		0- 0		0- 0		0- 0	
RPI S	Opponent	Score	RPI S	Opponent	Score	RPI S	Opponent	Score	RPI S	Opponent	Score
						60 A	A&M-Corpus Christi	1 3	129 N	Samford	1 3
						60 H	A&M-Corpus Christi	1 3	132 N	New Mexico	1 3
						65 A	Rice	0 3	135 H	Sam Houston St.	3 0
									142 H	Northern Colo.	1 3
									145 H	Toledo	3 1
									158 H	North Florida	3 1
									164 A	UT Arlington	2 3
									169 H	SFA	0 3
									192 H	San Jose St.	3 1
									211 A	Central Ark.	1 3
									211 H	Central Ark.	3 1
									215 H	Penn	3 0
									219 H	Weber St.	0 3
									220 A	Texas Southern	3 1
									241 A	Abilene Christian	1 3
									241 H	Abilene Christian	3 0
									245 A	Houston	3 0
									245 H	Houston	0 3
									246 A	Incarnate Word	2 3
									246 H	Incarnate Word	3 2
									247 H	Northwestern St.	3 1
									268 A	Lamar University	2 3
									268 H	Lamar University	2 3
									282 A	McNeese	3 2
									285 H	UL Lafayette	3 2
									286 H	La.-Monroe	3 0
									300 A	Southeastern La.	3 2
LAST 10 GAMES											
			211 A	Central Ark.	1 3	169 H	SFA	0 3			
			60 H	A&M-Corpus Christi	1 3	135 H	Sam Houston St.	3 0			
			246 H	Incarnate Word	3 2	316 A	Nicholls St.	3 2			
			241 A	Abilene Christian	1 3	282 A	McNeese	3 2			
			268 A	Lamar University	2 3	246 A	Incarnate Word	2 3			

Non-Div. I Games:

Houston Baptist

RPI	S	Opponent	Score	
306	H	Prairie View	3	0
316	A	Nicholls St.	3	2
324	A	New Orleans	3	0

Houston Baptist

H
o
u
s
t
o
n
B
a
p
t
i
s
t

H
o
u
s
t
o
n
B
a
p
t
i
s
t

Average RPI Win: 254		WON-LOST	WINNING	LAST 10	STRENGTH OF		OPP. STRENGTH	TEAM	ADJ		CONF.	ADJ CONF.	
Average RPI Loss: 149		RECORD	PCT. RANK	GAMES	SCHEDULE		OF SCHEDULE	RPI	RPI		RPI	RPI	
DIV. I ONLY		17- 15	.53125	155	5- 5		274	223	207	.47025	207	21	21
DIV. I NON-CONF.		8- 7	.53333	164	1- 0		319	221	256	.42766	254	24	24
TOTALS		RPI 1-25	RPI 26-50		W-L RECORDS		RPI 51-100		RPI 101-150		RPI 150+		
17- 15	0- 0	0- 0		OVERALL		0- 2		1- 6		16- 7			
6- 4	0- 0	0- 0		HOME		0- 1		1- 0		5- 3			
7- 7	0- 0	0- 0		AWAY		0- 1		0- 2		7- 4			
4- 4	0- 0	0- 0		NEUTRAL		0- 0		0- 4		4- 0			
8- 7	0- 0	0- 0		NON-CONFERENCE		0- 0		0- 4		8- 3			
1- 1	0- 0	0- 0		HOME		0- 0		0- 0		1- 1			
3- 2	0- 0	0- 0		AWAY		0- 0		0- 0		3- 2			
4- 4	0- 0	0- 0		NEUTRAL		0- 0		0- 4		4- 0			
9- 8	0- 0	0- 0		CONFERENCE		0- 2		1- 2		8- 4			
5- 3	0- 0	0- 0		HOME		0- 1		1- 0		4- 2			
4- 5	0- 0	0- 0		AWAY		0- 1		0- 2		4- 2			
0- 0	0- 0	0- 0		NEUTRAL		0- 0		0- 0		0- 0			
RPI S	Opponent	Score	RPI S	Opponent	Score	RPI S	Opponent	Score	RPI S	Opponent	Score		
						100 A ETSU	0 3		104 N UNCW	2 3			
						100 H ETSU	0 3		109 N High Point	0 3			
									109 N High Point	1 3			
									129 A Samford	0 3			
									129 A Samford	0 3			
									129 H Samford	3 1			
									133 N Ohio	0 3			
									154 A Chattanooga	0 3			
									154 H Chattanooga	3 1			
									157 A UNCG	0 3			
									157 H UNCG	0 3			
									183 A Elon	2 3			
									197 A Mercer	3 2			
									197 H Mercer	3 2			
									216 A Furman	3 0			
									216 H Furman	1 3			
									222 H USC Upstate	2 3			
									226 A Clemson	2 3			
									230 N William & Mary	3 2			
									234 A Wake Forest	3 2			
									264 A Western Caro.	3 0			
									264 H Western Caro.	3 1			
									283 N Charlotte	3 1			
									298 A Appalachian St.	3 2			
									301 A Presbyterian	3 1			
									301 H Presbyterian	3 0			
									302 A The Citadel	3 1			
				</									

RPI	S	Opponent	Score	
302	H	The Citadel	3	1
320	N	Norfolk St.	3	0
328	N	Delaware St.	3	0

Wofford

W
o
f
f
o
r
d

W
o
f
f
o
r
d

UMES				Through Games Of Nov. 26, 2016														
Average RPI Win: 304		WON-LOST	WINNING	LAST 10	STRENGTH OF		OPP. STRENGTH	TEAM	ADJ		CONF.	ADJ CONF.						
Average RPI Loss: 136		RECORD	PCT. RANK	GAMES	SCHEDULE		OF SCHEDULE	RPI	RPI		RPI	RPI						
DIV. I ONLY		18- 13	.58065	122	7- 3		278	310	208	.46892	208	31	31					
DIV. I NON-CONF.		5- 10	.33333	244	0- 1		82	262	185	.48529	185	30	30					
TOTALS		RPI 1-25	RPI 26-50		W-L RECORDS		RPI 51-100		RPI 101-150		RPI 150+							
18- 13		0- 1	0- 1		OVERALL		0- 2		0- 3		18- 6							
9- 6		0- 0	0- 0		HOME		0- 1		0- 2		9- 3							
6- 3		0- 1	0- 1		AWAY		0- 0		0- 0		6- 1							
3- 4		0- 0	0- 0		NEUTRAL		0- 1		0- 1		3- 2							
5- 10		0- 1	0- 1		NON-CONFERENCE		0- 2		0- 3		5- 3							
1- 4		0- 0	0- 0		HOME		0- 1		0- 2		1- 1							
1- 2		0- 1	0- 1		AWAY		0- 0		0- 0		1- 0							
3- 4		0- 0	0- 0		NEUTRAL		0- 1		0- 1		3- 2							
13- 3		0- 0	0- 0		CONFERENCE		0- 0		0- 0		13- 3							
8- 2		0- 0	0- 0		HOME		0- 0		0- 0		8- 2							
5- 1		0- 0	0- 0		AWAY		0- 0		0- 0		5- 1							
0- 0		0- 0	0- 0		NEUTRAL		0- 0		0- 0		0- 0							
RPI	S	Opponent	Score		RPI	S	Opponent	Score		RPI	S	Opponent	Score					
15	A	Michigan St.	0	3	43	A	Washington St.	0	3	67	N	Notre Dame	0	3				
										86	H	American	0	3				
										134	N	DePaul	0	3				
										139	H	New Hampshire	1	3				
										148	H	VCU	1	3				
										159	A	Howard	0	3				
										159	H	Howard	1	3				
										180	H	Navy	0	3				
										194	A	Alabama St.	3	0				
										204	N	Idaho	1	3				
										205	H	Florida A&M	0	3				
										220	N	Texas Southern	3	1				
										231	N	George Washington	0	3				
										269	H	Rider	3	0				
										305	N	Alabama A&M	3	0				
										310	H	N.C. A&T	3	0				
										311	A	Hampton	3	1				
										311	H	Hampton	3	0				
										313	A	Morgan St.	3	0				
										313	H	Morgan St.	3	0				
										320	A	Norfolk St.	3	1				
										320	H	Norfolk St.	3	0				
										320	H	Norfolk St.	3	1				
										326	N	Jackson St.	3	0				
										328	A	Delaware St.	3	0				
										328	H	Delaware St.	3	0				
										329	A	Coppin St.	3	1				
										329	H	Coppin St.	3	0				
										333	H	South Carolina St.	3	0				
				LAST 10 GAMES														
				205	H	Florida A&M	0	3	313	A	Morgan St.	3	0	328	A	Delaware St.	3	0
				310	H	N.C. A&T	3	0	139	H	New Hampshire	1	3	328	H	Delaware St.	3	0
				328	A	Delaware St.	3	0	159	H	Howard	1	3	329	A	Coppin St.	3	1
				320	H	Norfolk St.	3	1	311	H	Hampton	3	0	329	H	Coppin St.	3	0
				329	A	Coppin St.	3	1	328	H	Delaware St.	3	0	333	H	South Carolina St.	3	0

Non-Div. I Games:

UMES

Average RPI Win:		251	WON-LOST RECORD		WINNING PCT. RANK		LAST 10 GAMES		STRENGTH OF SCHEDULE		OPP. STRENGTH OF SCHEDULE		TEAM RPI		ADJ RPI		CONF. RPI		ADJ CONF. RPI	
Average RPI Loss:		126																		
DIV. I ONLY			12- 18		.4 214		5- 5		177		193		210		.4685 209		22		22	
DIV. I NON-CONF.			4- 9		.30769 257		0- 0		131		165		219		.46002 219		19		19	
TOTALS		RPI 1-25		RPI 26-50		W-L RECORDS		RPI 51-100		RPI 101-150		RPI 150+								
12- 18		0- 1		0- 3		OVERALL		1- 4		0- 1		11- 9								
5- 6		0- 0		0- 0		HOME		1- 1		0- 1		4- 4								
5- 8		0- 1		0- 2		AWAY		0- 2		0- 0		5- 3								
2- 4		0- 0		0- 1		NEUTRAL		0- 1		0- 0		2- 2								
4- 9		0- 1		0- 2		NON-CONFERENCE		0- 1		0- 1		4- 4								
2- 2		0- 0		0- 0		HOME		0- 0		0- 1		2- 1								
0- 3		0- 1		0- 1		AWAY		0- 0		0- 0		0- 1								
2- 4		0- 0		0- 1		NEUTRAL		0- 1		0- 0		2- 2								
8- 9		0- 0		0- 1		CONFERENCE		1- 3		0- 0		7- 5								
3- 4		0- 0		0- 0		HOME		1- 1		0- 0		2- 3								
5- 5		0- 0		0- 1		AWAY		0- 2		0- 0		5- 2								
0- 0		0- 0		0- 0		NEUTRAL		0- 0		0- 0		0- 0								
RPI S	Opponent		Score		RPI S	Opponent		Score		RPI S	Opponent		Score		RPI S	Opponent		Score		
22 A	Florida St.		0 3		30 A	SMU		0 3		55 A	Arkansas St.		0 3		105 H	Oklahoma		1 3		
					35 A	Coastal Caro.		0 3		55 H	Arkansas St.		1 3		163 H	Mississippi St.		1 3		
					42 N	Baylor		0 3		63 N	UTSA		0 3		164 A	UT Arlington		0 3		
										82 A	Texas St.		0 3		164 A	UT Arlington		1 3		
										82 H	Texas St.		3 1		164 H	UT Arlington		2 3		
															169 A	SFA		0 3		
															187 N	North Texas		1 3		
															198 H	South Ala.		1 3		
															205 N	Florida A&M		3 1		
															227 A	Ga. Southern		3 2		
															246 N	Incarnate Word		3 2		
															248 A	Georgia St.		3 0		
															263 H	UT Martin		3 0		
															272 H	Troy		3 1		
															276 N	Montana		2 3		
															285 A	UL Lafayette		3 2		
															285 H	UL Lafayette		2 3		
															286 A	La.-Monroe		3 2		
															286 H	La.-Monroe		3 0		
															298 A	Appalachian St.		3 0		
															314 H	Ark.-Pine Bluff		3 0		
LAST 10 GAMES																				
164 A UT Arlington					0 3					248 A Georgia St.					3 0					
55 H Arkansas St.					1 3					55 A Arkansas St.					0 3					
164 H UT Arlington					2 3					198 H South Ala.					1 3					
82 H Texas St.					3 1					272 H Troy					3 1					
227 A Ga. Southern					3 2					285 A UL Lafayette					3 2					

Non-Div. I Games:

Little Rock

Average RPI Win: 226		WON-LOST	WINNING	LAST 10	STRENGTH OF		OPP. STRENGTH	TEAM	ADJ		CONF.	ADJ CONF.
Average RPI Loss: 138		RECORD	PCT. RANK	GAMES	SCHEDULE		OF SCHEDULE	RPI	RPI		RPI	RPI
DIV. I ONLY		13- 18	.41935	205	205		167	211	.4684		15	15
DIV. I NON-CONF.		4- 10	.28571	269	196		176	248	.43228		15	15
TOTALS		RPI 1-25	RPI 26-50		W-L RECORDS		RPI 51-100		RPI 101-150		RPI 150+	
13- 18	0- 0	0- 2		OVERALL		0- 4		1- 5		12- 7		
6- 7	0- 0	0- 1		HOME		0- 1		0- 3		6- 2		
6- 5	0- 0	0- 1		AWAY		0- 1		1- 1		5- 2		
1- 6	0- 0	0- 0		NEUTRAL		0- 2		0- 1		1- 3		
4- 10	0- 0	0- 1		NON-CONFERENCE		0- 2		0- 2		4- 5		
2- 3	0- 0	0- 1		HOME		0- 0		0- 1		2- 1		
1- 2	0- 0	0- 0		AWAY		0- 0		0- 0		1- 2		
1- 5	0- 0	0- 0		NEUTRAL		0- 2		0- 1		1- 2		
9- 8	0- 0	0- 1		CONFERENCE		0- 2		1- 3		8- 2		
4- 4	0- 0	0- 0		HOME		0- 1		0- 2		4- 1		
5- 3	0- 0	0- 1		AWAY		0- 1		1- 1		4- 0		
0- 1	0- 0	0- 0		NEUTRAL		0- 0		0- 0		0- 1		
RPI	S	Opponent	Score	RPI	S	Opponent	Score	RPI	S	Opponent	Score	
				34	H	Ohio St.	0 3	51	A	Northern Ill.	0 3	
				40	A	Miami (OH)	0 3	51	H	Northern Ill.	2 3	
								95	N	South Dakota	1 3	
								96	N	Murray St.	2 3	

Non-Div. I Games:

Ball St.

Average RPI Win: 255		WON-LOST RECORD		WINNING PCT. RANK		LAST 10 GAMES		STRENGTH OF SCHEDULE		OPP. STRENGTH OF SCHEDULE		TEAM RPI		ADJ RPI		CONF. RPI		ADJ CONF. RPI	
DIV. I ONLY		16- 14		.53333 147		7- 3		271		258		209		.46741 211		28		28	
DIV. I NON-CONF.		6- 6		.5 169		0- 0		256		239		221		.45542 222		25		25	
TOTALS		RPI 1-25		RPI 26-50		W-L RECORDS		RPI 51-100		RPI 101-150		RPI 150+							
16- 14		0- 0		0- 0		OVERALL		0- 5		1- 1		15- 8							
7- 6		0- 0		0- 0		HOME		0- 2		1- 0		6- 4							
5- 6		0- 0		0- 0		AWAY		0- 2		0- 1		5- 3							
4- 2		0- 0		0- 0		NEUTRAL		0- 1		0- 0		4- 1							
6- 6		0- 0		0- 0		NON-CONFERENCE		0- 3		0- 0		6- 3							
1- 2		0- 0		0- 0		HOME		0- 0		0- 0		1- 2							
1- 2		0- 0		0- 0		AWAY		0- 2		0- 0		1- 0							
4- 2		0- 0		0- 0		NEUTRAL		0- 1		0- 0		4- 1							
10- 8		0- 0		0- 0		CONFERENCE		0- 2		1- 1		9- 5							
6- 4		0- 0		0- 0		HOME		0- 2		1- 0		5- 2							
4- 4		0- 0		0- 0		AWAY		0- 0		0- 1		4- 3							
0- 0		0- 0		0- 0		NEUTRAL		0- 0		0- 0		0- 0							
RPI	S	Opponent	Score	RPI	S	Opponent	Score	RPI	S	Opponent	Score	RPI	S	Opponent	Score				
								55	A	Arkansas St.	0 3	135	A	Sam Houston St.	0 3				
								60	H	A&M-Corpus Christi	0 3	135	H	Sam Houston St.	3 1				
								60	H	A&M-Corpus Christi	1 3	169	A	SFA	0 3				
								61	A	UCF	1 3	169	H	SFA	3 0				
								76	N	Tulsa	1 3	171	A	Memphis	3 1				
												177	N	Belmont	2 3				
												206	A	Houston Baptist	1 3				
												206	H	Houston Baptist	3 1				
												218	N	Central Mich.	3 0				
												221	H	Oral Roberts	1 3				
												241	H	Abilene Christian	3 1				
												246	H	Incarnate Word	1 3				
												247	A	Northwestern St.	3 2				
												247	H	Northwestern St.	0 3				
												258	N	UNC Asheville	3 1				
												263	N	UT Martin	3 0				
												268	A	Lamar University	2 3				
												282	A	McNeese	3 1				
												286	H	La.-Monroe	2 3				
												300	A	Southeastern La.	3 1				
												300	H	Southeastern La.	3 0				
												312	N	Chicago St.	3 1				
												316	A	Nicholls St.	3 1				
												324	H	New Orleans	3 0				
												332	H	Alcorn	3 0				
LAST 10 GAMES																			
						60	H	A&M-Corpus Christi	1 3	300	A	Southeastern La.	3 1	241	H	Abilene Christian	3 1		
						206	H	Houston Baptist	3 1	135	A	Sam Houston St.	0 3	169	A	SFA	0 3		
						135	H	Sam Houston St.	3 1	169	A	SFA	0 3	324	H	New Orleans	3 0		
						247	A	Northwestern St.	3 2	324	H	New Orleans	3 0						

Non-Div. I Games:

Central Ark.

Average RPI Win:		273	WON-LOST RECORD		WINNING PCT. RANK		LAST 10 GAMES		STRENGTH OF SCHEDULE		OPP. STRENGTH OF SCHEDULE		TEAM RPI		ADJ RPI		CONF. RPI		ADJ CONF. RPI				
DIV. I ONLY			4- 29		.12121 325		0- 10		19		43		212		.46715 212		1		1				
DIV. I NON-CONF.			4- 9		.30769 257		0- 0		76		253		189		.48179 189		1		1				
TOTALS		RPI 1-25		RPI 26-50				W-L RECORDS		RPI 51-100				RPI 101-150				RPI 150+					
4- 29		0- 7		0- 6				OVERALL		0- 8				0- 5				4- 3					
0- 13		0- 4		0- 1				HOME		0- 4				0- 2				0- 2					
1- 12		0- 3		0- 4				AWAY		0- 4				0- 1				1- 0					
3- 4		0- 0		0- 1				NEUTRAL		0- 0				0- 2				3- 1					
4- 9		0- 0		0- 2				NON-CONFERENCE		0- 2				0- 3				4- 2					
0- 3		0- 0		0- 0				HOME		0- 1				0- 1				0- 1					
1- 2		0- 0		0- 1				AWAY		0- 1				0- 0				1- 0					
3- 4		0- 0		0- 1				NEUTRAL		0- 0				0- 2				3- 1					
0- 20		0- 7		0- 4				CONFERENCE		0- 6				0- 2				0- 1					
0- 10		0- 4		0- 1				HOME		0- 3				0- 1				0- 1					
0- 10		0- 3		0- 3				AWAY		0- 3				0- 1				0- 0					
0- 0		0- 0		0- 0				NEUTRAL		0- 0				0- 0				0- 0					
RPI	S	Opponent		Score		RPI	S	Opponent		Score		RPI	S	Opponent		Score		RPI	S	Opponent		Score	
1	A	Wisconsin		0	3	26	A	Penn St.		0	3	56	A	Illinois		0	3	131	N	Albany (NY)		0	3
1	H	Wisconsin		0	3	26	H	Penn St.		0	3	56	H	Illinois		0	3	139	N	New Hampshire		1	3
2	A	Minnesota		0	3	29	A	Purdue		0	3	68	A	Indiana		1	3	140	H	Seton Hall		2	3
3	H	Nebraska		0	3	34	A	Ohio St.		0	3	68	H	Indiana		0	3	141	A	Maryland		0	3
13	H	Michigan		0	3	37	N	Cleveland St.		0	3	70	A	Iowa		1	3	141	H	Maryland		0	3
15	A	Michigan St.		0	3	47	A	Temple		0	3	70	H	Iowa		0	3	156	H	Northwestern		0	3
15	H	Michigan St.		0	3							78	H	Princeton		0	3	174	N	St. John's (NY)		0	3
												99	A	Yale		2	3	182	H	Seattle U		0	3
																		228	A	Bryant		3	0
																		269	N	Rider		3	1
																		281	N	Hartford		3	0
																		315	N	Iona		3	1
LAST 10 GAMES																							
						156	H	Northwestern		0	3	34	A	Ohio St.		0	3						
						56	H	Illinois		0	3	3	H	Nebraska		0	3						
						68	H	Indiana		0	3	70	H	Iowa		0	3						
						70	A	Iowa		1	3	1	A	Wisconsin		0	3						
						141	A	Maryland		0	3	2	A	Minnesota		0	3						

Non-Div. I Games:

Rutgers

U
T
E
P

UTEP

Average RPI Win: 229		WON-LOST	WINNING	LAST 10	STRENGTH OF		OPP. STRENGTH	TEAM	ADJ	CONF.	ADJ CONF.
Average RPI Loss: 121		RECORD	PCT. RANK	GAMES	SCHEDULE		OF SCHEDULE	RPI	RPI	RPI	RPI
DIV. I ONLY		8- 22	.26667	275	1- 9		81	183	215	.46628	214
DIV. I NON-CONF.		6- 8	.42857	207	0- 0		93	255	154	.5024	154
TOTALS		RPI 1-25	RPI 26-50		W-L RECORDS		RPI 51-100		RPI 101-150		RPI 150+
8- 22	0- 0	0- 3		OVERALL		0- 5		0- 7		8- 7	
0- 9	0- 0	0- 1		HOME		0- 1		0- 3		0- 4	
5- 10	0- 0	0- 2		AWAY		0- 1		0- 4		5- 3	
3- 3	0- 0	0- 0		NEUTRAL		0- 3		0- 0		3- 0	
6- 8	0- 0	0- 1		NON-CONFERENCE		0- 3		0- 1		6- 3	
0- 1	0- 0	0- 0		HOME		0- 0		0- 0		0- 1	
3- 4	0- 0	0- 1		AWAY		0- 0		0- 1		3- 2	
3- 3	0- 0	0- 0		NEUTRAL		0- 3		0- 0		3- 0	
2- 14	0- 0	0- 2		CONFERENCE		0- 2		0- 6		2- 4	
0- 8	0- 0	0- 1		HOME		0- 1		0- 3		0- 3	
2- 6	0- 0	0- 1		AWAY		0- 1		0- 3		2- 1	
0- 0	0- 0	0- 0		NEUTRAL		0- 0		0- 0		0- 0	
RPI S	Opponent	Score	RPI S	Opponent	Score	RPI S	Opponent	Score	RPI S	Opponent	Score
			28 A	Dayton	0 3	62 N	Loyola Marymount	0 3	107 A	Northern Ky.	0 3
			37 A	Cleveland St.	0 3	69 N	Southern Ill.	1 3	107 H	Northern Ky.	1 3
			37 H	Cleveland St.	0 3	75 A	Green Bay	0 3	109 A	High Point	0 3
						75 H	Green Bay	1 3	116 A	Oakland	0 3
						96 N	Murray St.	2 3	116 H	Oakland	2 3
									147 A	Milwaukee	0 3
									147 H	Milwaukee	1 3
									157 A	UNCG	3 1
									175 H	Duquesne	2 3
									181 A	Ill.-Chicago	3 2
									181 H	Ill.-Chicago	0 3
									183 A	Elon	1 3
									184 A	Valparaiso	3 2
									184 H	Valparaiso	1 3
									191 A	Wright St.	0 3
									191 H	Wright St.	0 3
									210 N	Ball St.	3 0
									232 A	Fort Wayne	0 3
									241 N	Eastern Ky.	3 1
									255 A	Robert Morris	3 1
									289 A	Akron	3 0
									317 N	Canisius	3 1
LAST 10 GAMES											
			181 A	Ill.-Chicago	3 2		191 H	Wright St.	0 3		
			107 H	Northern Ky.	1 3		75 A	Green Bay	0 3		
			37 A	Cleveland St.	0 3		147 A	Milwaukee	0 3		
			116 A	Oakland	0 3		181 H	Ill.-Chicago	0 3		
			184 H	Valparaiso	1 3		107 A	Northern Ky.	0 3		

Non-Div. I Games:

Youngstown St.

Average RPI Win: 241		WON-LOST RECORD	WINNING PCT. RANK	LAST 10 GAMES	STRENGTH OF SCHEDULE	OPP. STRENGTH OF SCHEDULE	TEAM RPI	ADJ RPI	CONF. RPI	ADJ CONF. RPI	
Average RPI Loss: 142											
DIV. I ONLY		10- 16	.38462 228	3- 7	169	218	217	.46595 215	17	18	
DIV. I NON-CONF.		5- 7	.41667 212	0- 0	175	218	212	.46677 212	21	21	
<hr/>											
TOTALS		RPI 1-25	RPI 26-50		W-L RECORDS		RPI 51-100		RPI 101-150		RPI 150+
10- 16		0- 0	0- 1		OVERALL		1- 5		0- 2		9- 8
7- 7		0- 0	0- 1		HOME		0- 3		0- 0		7- 3
3- 6		0- 0	0- 0		AWAY		1- 2		0- 0		2- 4
0- 3		0- 0	0- 0		NEUTRAL		0- 0		0- 2		0- 1
5- 7		0- 0	0- 1		NON-CONFERENCE		1- 1		0- 2		4- 3
4- 3		0- 0	0- 1		HOME		0- 1		0- 0		4- 1
1- 1		0- 0	0- 0		AWAY		1- 0		0- 0		0- 1
0- 3		0- 0	0- 0		NEUTRAL		0- 0		0- 2		0- 1
5- 9		0- 0	0- 0		CONFERENCE		0- 4		0- 0		5- 5
3- 4		0- 0	0- 0		HOME		0- 2		0- 0		3- 2
2- 5		0- 0	0- 0		AWAY		0- 2		0- 0		2- 3
0- 0		0- 0	0- 0		NEUTRAL		0- 0		0- 0		0- 0
RPI S	Opponent	Score	RPI S	Opponent	Score	RPI S	Opponent	Score	RPI S	Opponent	Score
			47 H	Temple	0 3	72 H	Villanova	0 3	142 N	Northern Colo.	0 3
						78 A	Princeton	0 3	145 N	Toledo	2 3
						78 H	Princeton	2 3	158 N	North Florida	0 3
						88 A	Delaware	3 1	159 H	Howard	0 3
						99 A	Yale	0 3	165 A	Columbia	2 3
						99 H	Yale	0 3	165 H	Columbia	1 3
									201 A	Cornell	2 3
									201 H	Cornell	2 3
									202 A	Harvard	3 0
									202 H	Harvard	3 1
									206 A	Houston Baptist	0 3
									243 A	Dartmouth	3 2
									243 H	Dartmouth	3 2
									260 A	Brown	1 3
									260 H	Brown	3 0
									261 H	La Salle	3 0
									273 H	George Mason	3 1
									319 H	Bucknell	3 1
									323 H	Lafayette	3 1
			LAST 10 GAMES								
			201 H	Cornell	2 3	202 A	Harvard	3 0			
			165 H	Columbia	1 3	78 A	Princeton	0 3			
			99 A	Yale	0 3	260 H	Brown	3 0			
			260 A	Brown	1 3	99 H	Yale	0 3			
			243 A	Dartmouth	3 2	165 A	Columbia	2 3			

Non-Div. I Games:

Penn

Average RPI Win: 210		WON-LOST RECORD	WINNING PCT. RANK		LAST 10 GAMES	STRENGTH OF SCHEDULE	OPP. STRENGTH OF SCHEDULE	TEAM RPI	ADJ RPI		CONF. RPI	ADJ CONF. RPI
Average RPI Loss: 155												
DIV. I ONLY		11- 19	.36667	241	3- 7	157	201	213	.46543	216	21	21
DIV. I NON-CONF.		4- 8	.33333	244	0- 0	162	100	218	.46173	218	24	24
<hr/>												
TOTALS		RPI 1-25		RPI 26-50		W-L RECORDS		RPI 51-100		RPI 101-150		RPI 150+
11- 19		0- 0		0- 3		OVERALL		1- 3		2- 2		8- 11
6- 3		0- 0		0- 0		HOME		1- 0		1- 0		4- 3
2- 11		0- 0		0- 2		AWAY		0- 1		1- 2		1- 6
3- 5		0- 0		0- 1		NEUTRAL		0- 2		0- 0		3- 2
4- 8		0- 0		0- 3		NON-CONFERENCE		0- 1		1- 1		3- 3
1- 0		0- 0		0- 0		HOME		0- 0		0- 0		1- 0
1- 4		0- 0		0- 2		AWAY		0- 0		1- 1		0- 1
2- 4		0- 0		0- 1		NEUTRAL		0- 1		0- 0		2- 2
7- 11		0- 0		0- 0		CONFERENCE		1- 2		1- 1		5- 8
5- 3		0- 0		0- 0		HOME		1- 0		1- 0		3- 3
1- 7		0- 0		0- 0		AWAY		0- 1		0- 1		1- 5
1- 1		0- 0		0- 0		NEUTRAL		0- 1		0- 0		1- 0
RPI S	Opponent	Score	RPI S	Opponent	Score	RPI S	Opponent	Score	RPI S	Opponent	Score	
			38 A	Cincinnati	0 3	87 N	Pacific	1 3	108 A	South Carolina	0 3	
			40 A	Miami (OH)	0 3	100 A	ETSU	1 3	115 A	Auburn	3 1	
			49 N	Georgia Tech	0 3	100 H	ETSU	3 2	129 A	Samford	1 3	
						100 N	ETSU	1 3	129 H	Samford	3 1	
									154 A	Chattanooga	1 3	
									154 H	Chattanooga	0 3	
									157 A	UNCG	0 3	
									157 H	UNCG	3 1	
									170 N	Liberty	1 3	
									197 A	Mercer	0 3	
									197 H	Mercer	2 3	
									207 A	Wofford	3 1	
									207 H	Wofford	0 3	
									222 N	USC Upstate	3 0	
									226 N	Clemson	3 2	
									239 A	Davidson	0 3	
									244 N	Winthrop	2 3	
									264 A	Western Caro.	0 3	
									264 H	Western Caro.	3 0	
									283 H	Charlotte	3 1	
									302 A	The Citadel	2 3	
									302 H	The Citadel	3 1	
									302 N	The Citadel	3 0	
LAST 10 GAMES												
			100 N	ETSU	1 3	197 H	Mercer	2 3				
			302 N	The Citadel	3 0	264 A	Western Caro.	0 3				
			154 A	Chattanooga	1 3	154 H	Chattanooga	0 3				
			100 A	ETSU	1 3	129 A	Samford	1 3				
			129 H	Samford	3 1	207 A	Wofford	3 1				

Non-Div. I Games:

Furman

Average RPI Win:	251	WON-LOST	WINNING	LAST 10	STRENGTH OF	OPP. STRENGTH	TEAM	ADJ	CONF.	ADJ CONF.							
Average RPI Loss:	167	RECORD	PCT. RANK	GAMES	SCHEDULE	OF SCHEDULE	RPI	RPI	RPI	RPI							
DIV. I ONLY	13- 14	.48148	187	5- 5	251	248	218	.46536	217	23	23						
DIV. I NON-CONF.	6- 8	.42857	207	0- 1	229	254	233	.44787	233	23	23						
<hr/>																	
TOTALS	RPI 1-25	RPI 26-50		W-L RECORDS		RPI 51-100		RPI 101-150		RPI 150+							
13- 14	0- 0	0- 0		OVERALL		0- 2		2- 5		11- 7							
4- 3	0- 0	0- 0		HOME		0- 0		1- 1		3- 2							
5- 7	0- 0	0- 0		AWAY		0- 1		1- 3		4- 3							
4- 4	0- 0	0- 0		NEUTRAL		0- 1		0- 1		4- 2							
<hr/>																	
6- 8	0- 0	0- 0		NON-CONFERENCE		0- 2		0- 2		6- 4							
0- 1	0- 0	0- 0		HOME		0- 0		0- 0		0- 1							
2- 3	0- 0	0- 0		AWAY		0- 1		0- 1		2- 1							
4- 4	0- 0	0- 0		NEUTRAL		0- 1		0- 1		4- 2							
<hr/>																	
7- 6	0- 0	0- 0		CONFERENCE		0- 0		2- 3		5- 3							
4- 2	0- 0	0- 0		HOME		0- 0		1- 1		3- 1							
3- 4	0- 0	0- 0		AWAY		0- 0		1- 2		2- 2							
0- 0	0- 0	0- 0		NEUTRAL		0- 0		0- 0		0- 0							
<hr/>																	
RPI S	Opponent	Score	RPI S	Opponent	Score	RPI S	Opponent	Score	RPI S	Opponent	Score						
						79 N	New Mexico St.	1 3	106 A	Col. of Charleston	0 3						
						94 A	Northeastern	0 3	108 N	South Carolina	0 3						
						131 A	Albany (NY)	3 0									
						131 H	Albany (NY)	1 3									
						139 A	New Hampshire	1 3									
						139 A	New Hampshire	0 3									
						139 H	New Hampshire	3 1									
						174 A	St. John's (NY)	0 3									
						195 A	UMBC	0 3									
						195 H	UMBC	1 3									
						201 H	Cornell	2 3									
						238 N	Central Conn. St.	3 0									
						250 A	Stony Brook	1 3									
						250 H	Stony Brook	3 1									
						260 A	Brown	3 1									
						261 N	La Salle	0 3									
						263 N	UT Martin	1 3									
						271 A	Siena	3 1									
						274 N	Fordham	3 1									
						275 N	Niagara	3 0									
						280 A	UMass Lowell	3 0									
						280 H	UMass Lowell	3 2									
						281 A	Hartford	3 0									
						281 H	Hartford	3 0									
						301 N	Presbyterian	3 1									
						LAST 10 GAMES			LAST 10 GAMES			LAST 10 GAMES			LAST 10 GAMES		
						139 A	New Hampshire	0 3	280 A	UMass Lowell	3 0	280 A	UMass Lowell	3 0	281 A	Hartford	3 0
						139 A	New Hampshire	1 3	131 A	Albany (NY)	3 0	281 A	Albany (NY)	3 0	281 H	Hartford	3 0
250 H	Stony Brook	3 1	139 H	New Hampshire	3 1	301 N	Presbyterian	3 1									
195 H	UMBC	1 3	201 H	Cornell	2 3												
281 A	Hartford	3 0	195 A	UMBC	0 3												

Non-Div. I Games:

Binghamton

Average RPI Win: 241		WON-LOST RECORD		WINNING PCT. RANK		LAST 10 GAMES		STRENGTH OF SCHEDULE		OPP. STRENGTH OF SCHEDULE		TEAM RPI		ADJ RPI		CONF. RPI		ADJ CONF. RPI	
Average RPI Loss: 129																			
DIV. I ONLY		11- 17		.39286 221		3- 7		186		168		216		.46495 218		15		15	
DIV. I NON-CONF.		6- 6		.5 169		0- 0		157		177		161		.49942 160		15		15	
TOTALS		RPI 1-25		RPI 26-50		W-L RECORDS		RPI 51-100		RPI 101-150		RPI 150+							
11- 17		0- 2		0- 1		OVERALL		0- 4		1- 3		10- 7							
3- 5		0- 0		0- 1		HOME		0- 1		1- 2		2- 1							
3- 9		0- 1		0- 0		AWAY		0- 2		0- 1		3- 5							
5- 3		0- 1		0- 0		NEUTRAL		0- 1		0- 0		5- 1							
6- 6		0- 2		0- 0		NON-CONFERENCE		0- 2		0- 0		6- 2							
0- 0		0- 0		0- 0		HOME		0- 0		0- 0		0- 0							
1- 3		0- 1		0- 0		AWAY		0- 1		0- 0		1- 1							
5- 3		0- 1		0- 0		NEUTRAL		0- 1		0- 0		5- 1							
5- 11		0- 0		0- 1		CONFERENCE		0- 2		1- 3		4- 5							
3- 5		0- 0		0- 1		HOME		0- 1		1- 2		2- 1							
2- 6		0- 0		0- 0		AWAY		0- 1		0- 1		2- 4							
0- 0		0- 0		0- 0		NEUTRAL		0- 0		0- 0		0- 0							
RPI S	Opponent	Score		RPI S	Opponent	Score		RPI S	Opponent	Score		RPI S	Opponent	Score					
10 N	Florida	0	3	40 H	Miami (OH)	0	3	51 A	Northern Ill.	1	3	117 H	Bowling Green	0	3				
15 A	Michigan St.	0	3					51 H	Northern Ill.	0	3	133 H	Ohio	3	2				
								61 A	UCF	2	3	145 A	Toledo	0	3				
								69 N	Southern Ill.	0	3	145 H	Toledo	0	3				
												175 N	Duquesne	3	0				
												184 A	Valparaiso	3	1				
												186 A	IUPUI	0	3				
												189 A	Western Mich.	0	3				
												189 H	Western Mich.	3	2				
												198 A	Kent St.	0	3				
												210 A	Ball St.	2	3				
												210 H	Ball St.	2	3				
												211 N	Central Ark.	0	3				
												251 A	Eastern Mich.	3	2				
												251 H	Eastern Mich.	3	2				
												258 N	UNC Asheville	3	0				
												289 A	Akron	2	3				
												293 N	Southeast Mo. St.	3	1				
												297 N	South Dakota St.	3	0				
												307 A	Buffalo	3	2				
												313 N	Morgan St.	3	1				
				LAST 10 GAMES															
				133 H	Ohio	3	2	145 H	Toledo	0	3								
				251 A	Eastern Mich.	3	2	289 A	Akron	2	3								
				51 A	Northern Ill.	1	3	307 A	Buffalo	3	2								
				189 A	Western Mich.	0	3	117 H	Bowling Green	0	3								
				210 H	Ball St.	2	3	40 H	Miami (OH)	0	3								

Non-Div. I Games:

Central Mich.

Average RPI Win:	256	WON-LOST RECORD	WINNING PCT. RANK	LAST 10 GAMES	STRENGTH OF SCHEDULE	OPP. STRENGTH OF SCHEDULE	TEAM RPI	ADJ RPI	CONF. RPI	ADJ CONF. RPI	
DIV. I ONLY	14- 13	.51852	160	1- 9	287	204	219	.46319	219	19	19
DIV. I NON-CONF.	9- 2	.81818	33	0- 2	320	248	171	.49264	171	17	17
<hr/>											
TOTALS	RPI 1-25	RPI 26-50		W-L RECORDS	RPI 51-100		RPI 101-150		RPI 150+		
14- 13	0- 0	0- 0		OVERALL	0- 3		1- 8		13- 2		
3- 5	0- 0	0- 0		HOME	0- 2		1- 3		2- 0		
5- 8	0- 0	0- 0		AWAY	0- 1		0- 5		5- 2		
6- 0	0- 0	0- 0		NEUTRAL	0- 0		0- 0		6- 0		
9- 2	0- 0	0- 0		NON-CONFERENCE	0- 0		0- 2		9- 0		
0- 0	0- 0	0- 0		HOME	0- 0		0- 0		0- 0		
3- 2	0- 0	0- 0		AWAY	0- 0		0- 2		3- 0		
6- 0	0- 0	0- 0		NEUTRAL	0- 0		0- 0		6- 0		
5- 11	0- 0	0- 0		CONFERENCE	0- 3		1- 6		4- 2		
3- 5	0- 0	0- 0		HOME	0- 2		1- 3		2- 0		
2- 6	0- 0	0- 0		AWAY	0- 1		0- 3		2- 2		
0- 0	0- 0	0- 0		NEUTRAL	0- 0		0- 0		0- 0		
RPI	S	Opponent	Score	RPI	S	Opponent	Score	RPI	S	Opponent	Score
						92 A Northern Ariz.	0 <div>3</div>			112 A Sacramento St.	0 <div>3</div>
						92 H Northern Ariz.	0 <div>3</div>			112 H Sacramento St.	1 <div>3</div>
						98 H North Dakota	1 <div>3</div>			125 A Utah Valley	2 <div>3</div>
										130 A Idaho St.	0 <div>3</div>
										130 H Idaho St.	0 <div>3</div>
										137 A Utah St.	0 <div>3</div>
										142 H Northern Colo.	2 <div>3</div>
										146 A Portland St.	0 <div>3</div>
										146 H Portland St.	3 1
										185 N Drake	3 1
										200 A Eastern Wash.	2 <div>3</div>
										204 H Idaho	3 1
										206 A Houston Baptist	3 0
										245 N Houston	3 1
										253 N Air Force	3 0
										259 A Montana St.	2 <div>3</div>
										276 A Montana	3 1
										285 N UL Lafayette	3 1
										288 A Cal St. Fullerton	3 1
										292 A Southern Utah	3 2
										292 H Southern Utah	3 0
										293 N Southeast Mo. St.	3 1
										302 N The Citadel	3 0
										318 A Western Ill.	3 1

Non-Div. I Games:

Weber St.

Average RPI Win:	313	WON-LOST	WINNING	LAST 10	STRENGTH OF	OPP. STRENGTH	TEAM	ADJ	CONF.	ADJ CONF.				
Average RPI Loss:	183	RECORD	PCT. RANK	GAMES	SCHEDULE	OF SCHEDULE	RPI	RPI	RPI	RPI				
DIV. I ONLY	21- 11	.65625	79	8- 2	313	326	221	.46162	220	32	32			
DIV. I NON-CONF.	2- 8	.2	289	0- 0	232	219	288	.39361	286	32	32			
<hr/>														
TOTALS	RPI 1-25	RPI 26-50		W-L RECORDS		RPI 51-100		RPI 101-150		RPI 150+				
21- 11	0- 0	0- 0		OVERALL		0- 1		0- 2		21- 8				
8- 2	0- 0	0- 0		HOME		0- 0		0- 0		8- 2				
9- 3	0- 0	0- 0		AWAY		0- 0		0- 0		9- 3				
4- 6	0- 0	0- 0		NEUTRAL		0- 1		0- 2		4- 3				
<hr/>														
2- 8	0- 0	0- 0		NON-CONFERENCE		0- 1		0- 2		2- 5				
0- 1	0- 0	0- 0		HOME		0- 0		0- 0		0- 1				
0- 2	0- 0	0- 0		AWAY		0- 0		0- 0		0- 2				
2- 5	0- 0	0- 0		NEUTRAL		0- 1		0- 2		2- 2				
<hr/>														
19- 3	0- 0	0- 0		CONFERENCE		0- 0		0- 0		19- 3				
8- 1	0- 0	0- 0		HOME		0- 0		0- 0		8- 1				
9- 1	0- 0	0- 0		AWAY		0- 0		0- 0		9- 1				
2- 1	0- 0	0- 0		NEUTRAL		0- 0		0- 0		2- 1				
<hr/>														
RPI S	Opponent	Score	RPI S	Opponent	Score	RPI S	Opponent	Score	RPI S	Opponent	Score			
						73 N	Towson	0 3	128 N	Fresno St.	0 3			
						130 N	Idaho St.	1 3						
						190 N	Tennessee St.	0 3						
						194 A	Alabama St.	0 3						
						194 H	Alabama St.	1 3						
						194 N	Alabama St.	1 3						
						206 H	Houston Baptist	1 3						
						208 N	UMES	1 3						
						245 A	Houston	1 3						
						246 A	Incarnate Word	0 3						
						268 N	Lamar University	3 2						
						295 A	Southern U.	3 0						
						295 H	Southern U.	3 0						
						295 N	Southern U.	3 0						
						305 A	Alabama A&M	3 1						
						305 H	Alabama A&M	3 1						
						306 A	Prairie View	3 1						
						306 H	Prairie View	3 0						
						306 N	Prairie View	3 1						
						310 N	N.C. A&T	3 0						
						314 A	Ark.-Pine Bluff	3 1						
						314 H	Ark.-Pine Bluff	3 0						
						325 A	Grambling	3 1						
						325 H	Grambling	3 0						
						326 A	Jackson St.	3 0						
						326 A	Jackson St.	3 0						
						326 H	Jackson St.	3 0						
						LAST 10 GAMES			LAST 10 GAMES			LAST 10 GAMES		
						194 N	Alabama St.	1 3	332 A	Alcorn	3 0	325 A	Grambling	3 1
						295 N	Southern U.	3 0	295 A	Southern U.	3 0	325 H	Grambling	3 0
326 A	Jackson St.	3 0	194 A	Alabama St.	0 3	326 A	Jackson St.	3 0						
314 H	Ark.-Pine Bluff	3 0	305 A	Alabama A&M	3 1	326 A	Jackson St.	3 0						
325 H	Grambling	3 0	306 A	Prairie View	3 1	326 H	Jackson St.	3 0						

Non-Div. I Games:	St. Thomas (TX)	3	0
--------------------------	------------------------	----------	----------

Texas Southern

Texas Southern

Average RPI Win: 244		WON-LOST	WINNING	LAST 10	STRENGTH OF		OPP. STRENGTH	TEAM	ADJ		CONF.	ADJ CONF.			
Average RPI Loss: 164		RECORD	PCT. RANK	GAMES	SCHEDULE		OF SCHEDULE	RPI	RPI		RPI	RPI			
DIV. I ONLY		17- 15	.53125	155	5- 5		296	231	222	.46133	221	25	25		
DIV. I NON-CONF.		8- 6	.57143	138	0- 0		287	199	214	.4646	214	22	22		
<hr/>															
TOTALS		RPI 1-25		RPI 26-50		W-L RECORDS		RPI 51-100		RPI 101-150		RPI 150+			
17- 15		0- 0		0- 0		OVERALL		0- 3		1- 4		16- 8			
6- 3		0- 0		0- 0		HOME		0- 1		1- 0		5- 2			
4- 9		0- 0		0- 0		AWAY		0- 2		0- 4		4- 3			
7- 3		0- 0		0- 0		NEUTRAL		0- 0		0- 0		7- 3			
8- 6		0- 0		0- 0		NON-CONFERENCE		0- 1		0- 2		8- 3			
1- 0		0- 0		0- 0		HOME		0- 0		0- 0		1- 0			
1- 3		0- 0		0- 0		AWAY		0- 1		0- 2		1- 0			
6- 3		0- 0		0- 0		NEUTRAL		0- 0		0- 0		6- 3			
9- 9		0- 0		0- 0		CONFERENCE		0- 2		1- 2		8- 5			
5- 3		0- 0		0- 0		HOME		0- 1		1- 0		4- 2			
3- 6		0- 0		0- 0		AWAY		0- 1		0- 2		3- 3			
1- 0		0- 0		0- 0		NEUTRAL		0- 0		0- 0		1- 0			
RPI	S	Opponent	Score	RPI	S	Opponent	Score	RPI	S	Opponent	Score	RPI	S	Opponent	Score
								76	A	Tulsa	1 3	105	A	Oklahoma	0 3
								95	A	South Dakota	0 3	110	A	Denver	0 3
								95	H	South Dakota	0 3	110	A	Denver	0 3
												110	H	Denver	3 2
												150	A	Texas Tech	1 3
												152	H	Arkansas	3 0
												169	N	SFA	2 3
												173	N	UMKC	0 3
												186	A	IUPUI	1 3
												186	H	IUPUI	3 0
												203	A	North Dakota St.	1 3
												203	H	North Dakota St.	1 3
												211	A	Central Ark.	3 1
												213	N	UTEP	3 1
												232	A	Fort Wayne	3 0
												232	H	Fort Wayne	3 0
												232	N	Fort Wayne	3 0
												241	N	Abilene Christian	3 0
												246	N	Incarnate Word	3 0
												247	N	Northwestern St.	3 2
												257	N	Louisiana Tech	1 3
												265	A	Omaha	2 3
												265	H	Omaha	2 3
												286	N	La.-Monroe	3 0
												297	A	South Dakota St.	3 2
												297	H	South Dakota St.	3 0
												318	A	Western Ill.	3 0
LAST 10 GAMES				LAST 10 GAMES				LAST 10 GAMES				LAST 10 GAMES			

Non-Div. I Games:

Oral Roberts

RPI	S	Opponent	Score	
318	H	Western Ill.	3	0
332	N	Alcorn	3	0

Oral Roberts

O
r
a
l
R
o
b
e
r
t
s

O
r
a
l
R
o
b
e
r
t
s

Average RPI Win:	252	WON-LOST RECORD	WINNING PCT. RANK	LAST 10 GAMES	STRENGTH OF SCHEDULE	OPP. STRENGTH OF SCHEDULE	TEAM RPI	ADJ RPI	CONF. RPI	ADJ CONF. RPI		
Average RPI Loss:	144											
DIV. I ONLY		13- 19	.40625	212	3- 6	194	230	220	.46105	222	16	16
DIV. I NON-CONF.		7- 9	.4375	205	0- 0	233	276	234	.44779	234	18	18
<hr/>												
TOTALS	RPI 1-25	RPI 26-50		W-L RECORDS		RPI 51-100		RPI 101-150		RPI 150+		
13- 19	0- 0	0- 0		OVERALL		0- 8		0- 3		13- 8		
5- 5	0- 0	0- 0		HOME		0- 2		0- 1		5- 2		
4- 9	0- 0	0- 0		AWAY		0- 4		0- 1		4- 4		
4- 5	0- 0	0- 0		NEUTRAL		0- 2		0- 1		4- 2		
7- 9	0- 0	0- 0		NON-CONFERENCE		0- 3		0- 1		7- 5		
2- 1	0- 0	0- 0		HOME		0- 0		0- 0		2- 1		
2- 3	0- 0	0- 0		AWAY		0- 1		0- 0		2- 2		
3- 5	0- 0	0- 0		NEUTRAL		0- 2		0- 1		3- 2		
6- 10	0- 0	0- 0		CONFERENCE		0- 5		0- 2		6- 3		
3- 4	0- 0	0- 0		HOME		0- 2		0- 1		3- 1		
2- 6	0- 0	0- 0		AWAY		0- 3		0- 1		2- 2		
1- 0	0- 0	0- 0		NEUTRAL		0- 0		0- 0		1- 0		
RPI S	Opponent	Score	RPI S	Opponent	Score	RPI S	Opponent	Score	RPI S	Opponent	Score	
						52 A Lipscomb	1	3	114 A Kennesaw St.	0	3	
						52 A Lipscomb	0	3	114 H Kennesaw St.	2	3	
						52 H Lipscomb	2	3	136 N Austin Peay	2	3	
						58 A FGCU	0	3	158 A North Florida	3	0	
						58 H FGCU	2	3	158 H North Florida	0	3	
						73 N Towson	2	3	158 N North Florida	3	1	
						100 A ETSU	0	3	170 A Liberty	0	3	
						100 N ETSU	1	3	170 N Liberty	3	2	
									197 A Mercer	1	3	
									207 A Wofford	3	2	
									216 N Furman	0	3	
									224 A Jacksonville	1	3	
									224 H Jacksonville	3	0	
									239 A Davidson	3	1	
									272 N Troy	2	3	
									283 H Charlotte	3	2	
									287 H Gardner-Webb	2	3	
									296 A Stetson	3	2	
									296 H Stetson	3	0	
									301 H Presbyterian	3	2	
									304 A NJIT	1	3	
									304 H NJIT	3	2	
									311 N Hampton	3	0	
									327 N Fairleigh Dickinson	3	1	
LAST 10 GAMES												
						52 A Lipscomb	0	3	224 A Jacksonville	1	3	
						158 N North Florida	3	1	114 H Kennesaw St.	2	3	
						296 H Stetson	3	0	52 H Lipscomb	2	3	
						58 H FGCU	2	3	304 A NJIT	1	3	
						158 A North Florida	3	0	52 A Lipscomb	1	3	

Non-Div. I Games: Limestone 3 0

USC Upstate

Average RPI Win: 209		WON-LOST RECORD		WINNING PCT. RANK		LAST 10 GAMES		STRENGTH OF SCHEDULE		OPP. STRENGTH OF SCHEDULE		TEAM RPI		ADJ RPI		CONF. RPI		ADJ CONF. RPI	
Average RPI Loss: 86																			
DIV. I ONLY		7- 23		.23333 291		2- 8		110		58		225		.46011 223		10		10	
DIV. I NON-CONF.		1- 9		.1 309		0- 0		102		44		251		.43067 250		6		6	
TOTALS		RPI 1-25		RPI 26-50		W-L RECORDS		RPI 51-100		RPI 101-150		RPI 150+							
7- 23		0- 3		0- 5		OVERALL		0- 6		1- 4		6- 5							
4- 11		0- 1		0- 2		HOME		0- 4		0- 2		4- 2							
3- 8		0- 2		0- 2		AWAY		0- 2		1- 0		2- 2							
0- 4		0- 0		0- 1		NEUTRAL		0- 0		0- 2		0- 1							
1- 9		0- 0		0- 3		NON-CONFERENCE		0- 1		0- 3		1- 2							
1- 4		0- 0		0- 1		HOME		0- 1		0- 1		1- 1							
0- 1		0- 0		0- 1		AWAY		0- 0		0- 0		0- 0							
0- 4		0- 0		0- 1		NEUTRAL		0- 0		0- 2		0- 1							
6- 14		0- 3		0- 2		CONFERENCE		0- 5		1- 1		5- 3							
3- 7		0- 1		0- 1		HOME		0- 3		0- 1		3- 1							
3- 7		0- 2		0- 1		AWAY		0- 2		1- 0		2- 2							
0- 0		0- 0		0- 0		NEUTRAL		0- 0		0- 0		0- 0							
RPI S	Opponent	Score		RPI S	Opponent	Score		RPI S	Opponent	Score		RPI S	Opponent	Score					
8 A	North Carolina	0	3	26 H	Penn St.	0	3	57 H	Hofstra	0	3	102 A	Miami (FL)	3	1				
22 A	Florida St.	0	3	27 N	Iowa St.	0	3	64 H	Duke	1	3	102 H	Miami (FL)	1	3				
22 H	Florida St.	1	3	39 H	Pittsburgh	1	3	66 A	North Carolina St.	2	3	122 N	Oregon St.	0	3				
				45 A	UNI	0	3	66 H	North Carolina St.	0	3	124 H	UConn	1	3				
				49 A	Georgia Tech	0	3	67 A	Notre Dame	1	3	127 N	Illinois St.	0	3				
								67 H	Notre Dame	0	3	155 A	Louisville	1	3				
												155 H	Louisville	3	2				
												156 N	Northwestern	2	3				
												168 H	Virginia Tech	1	3				
												172 H	Colgate	1	3				
												226 A	Clemson	3	1				
												234 H	Wake Forest	3	2				
												236 A	Boston College	1	3				
												236 H	Boston College	3	1				
												237 A	Virginia	3	1				
												271 H	Siena	3	1				
				LAST 10 GAMES															
				67 A	Notre Dame	1	3	102 H	Miami (FL)	1	3								
				155 A	Louisville	1	3	237 A	Virginia	3	1								
				168 H	Virginia Tech	1	3	236 A	Boston College	1	3								
				39 H	Pittsburgh	1	3	64 H	Duke	1	3								
				22 H	Florida St.	1	3	234 H	Wake Forest	3	2								

Non-Div. I Games:

Syracuse

Average RPI Win: 276		WON-LOST RECORD		WINNING PCT. RANK		LAST 10 GAMES		STRENGTH OF SCHEDULE		OPP. STRENGTH OF SCHEDULE		TEAM RPI		ADJ RPI		CONF. RPI		ADJ CONF. RPI	
DIV. I ONLY		9- 19		.32143 257		5- 5		134		202		223		.45984 224		16		16	
DIV. I NON-CONF.		4- 9		.30769 257		1- 0		148		204		227		.45001 226		18		18	
TOTALS		RPI 1-25		RPI 26-50		W-L RECORDS		RPI 51-100		RPI 101-150		RPI 150+							
9- 19		0- 1		0- 1		OVERALL		0- 5		0- 5		9- 7							
4- 6		0- 0		0- 0		HOME		0- 2		0- 1		4- 3							
3- 8		0- 1		0- 0		AWAY		0- 2		0- 3		3- 2							
2- 5		0- 0		0- 1		NEUTRAL		0- 1		0- 1		2- 2							
4- 9		0- 1		0- 1		NON-CONFERENCE		0- 0		0- 3		4- 4							
1- 2		0- 0		0- 0		HOME		0- 0		0- 0		1- 2							
1- 3		0- 1		0- 0		AWAY		0- 0		0- 2		1- 0							
2- 4		0- 0		0- 1		NEUTRAL		0- 0		0- 1		2- 2							
5- 10		0- 0		0- 0		CONFERENCE		0- 5		0- 2		5- 3							
3- 4		0- 0		0- 0		HOME		0- 2		0- 1		3- 1							
2- 5		0- 0		0- 0		AWAY		0- 2		0- 1		2- 2							
0- 1		0- 0		0- 0		NEUTRAL		0- 1		0- 0		0- 0							
RPI S	Opponent	Score		RPI S	Opponent	Score		RPI S	Opponent	Score		RPI S	Opponent	Score					
10 A	Florida	0 3		40 N	Miami (OH)	0 3		52 A	Lipscomb	0 3		104 A	UNCW	1 3					
								52 H	Lipscomb	0 3		111 N	Marshall	0 3					
								58 A	FGCU	0 3		114 A	Kennesaw St.	0 3					
								58 H	FGCU	0 3		114 H	Kennesaw St.	2 3					
								58 N	FGCU	1 3		115 A	Auburn	0 3					
												158 A	North Florida	1 3					
												158 H	North Florida	2 3					
												171 N	Memphis	0 3					
												181 H	Ill.-Chicago	0 3					
												205 N	Florida A&M	0 3					
												222 A	USC Upstate	0 3					
												222 H	USC Upstate	3 1					
												239 N	Davidson	3 1					
												244 N	Winthrop	3 1					
												279 A	Bethune-Cookman	3 1					
												283 H	Charlotte	1 3					
												296 A	Stetson	3 1					
												296 H	Stetson	3 2					
												301 H	Presbyterian	3 0					
												304 A	NJIT	3 1					
												304 H	NJIT	3 0					
LAST 10 GAMES																			
58 N	FGCU	1 3		58 H	FGCU	0 3													
114 A	Kennesaw St.	0 3		296 H	Stetson	3 2													
52 A	Lipscomb	0 3		158 A	North Florida	1 3													
304 H	NJIT	3 0		279 A	Bethune-Cookman	3 1													
222 H	USC Upstate	3 1		296 A	Stetson	3 1													

Non-Div. I Games:

Jacksonville

Average RPI Win: 298		WON-LOST RECORD	WINNING PCT. RANK	LAST 10 GAMES	STRENGTH OF SCHEDULE	OPP. STRENGTH OF SCHEDULE	TEAM RPI	ADJ RPI		CONF. RPI	ADJ CONF. RPI
Average RPI Loss: 158											
DIV. I ONLY		13- 17	.43333 200	6- 4	189	304	224	.45912	225	30	30
DIV. I NON-CONF.		1- 10	.09091 313	1- 0	53	147	235	.44695	235	31	31
<hr/>											
TOTALS		RPI 1-25	RPI 26-50		W-L RECORDS		RPI 51-100		RPI 101-150		RPI 150+
13- 17		0- 1	0- 1		OVERALL		0- 3		0- 4		13- 8
7- 3		0- 0	0- 0		HOME		0- 0		0- 2		7- 1
6- 7		0- 0	0- 0		AWAY		0- 2		0- 1		6- 4
0- 7		0- 1	0- 1		NEUTRAL		0- 1		0- 1		0- 3
1- 10		0- 1	0- 1		NON-CONFERENCE		0- 3		0- 2		1- 3
0- 1		0- 0	0- 0		HOME		0- 0		0- 1		0- 0
1- 3		0- 0	0- 0		AWAY		0- 2		0- 0		1- 1
0- 6		0- 1	0- 1		NEUTRAL		0- 1		0- 1		0- 2
12- 7		0- 0	0- 0		CONFERENCE		0- 0		0- 2		12- 5
7- 2		0- 0	0- 0		HOME		0- 0		0- 1		7- 1
5- 4		0- 0	0- 0		AWAY		0- 0		0- 1		5- 3
0- 1		0- 0	0- 0		NEUTRAL		0- 0		0- 0		0- 1
RPI S	Opponent	Score		RPI S	Opponent	Score		RPI S	Opponent	Score	
15 N	Michigan St.	0	3	50 N	James Madison	1	3	58 A	FGCU	0	3
								68 N	Indiana	0	3
								83 A	San Diego St.	0	3
								110 N	Denver	0	3
								119 A	Fairfield	0	3
								119 H	Fairfield	1	3
								144 H	Army West Point	0	3
								172 N	Colgate	0	3
								198 N	South Ala.	1	3
								201 A	Cornell	1	3
								252 A	Quinnipiac	2	3
								252 H	Quinnipiac	3	0
								252 N	Quinnipiac	1	3
								269 A	Rider	0	3
								269 H	Rider	3	1
								271 A	Siena	1	3
								271 H	Siena	3	0
								275 A	Niagara	3	2
								275 H	Niagara	3	2
								299 A	Manhattan	3	0
								299 H	Manhattan	0	3
								304 A	NJIT	3	1
								315 A	Iona	3	1
								315 H	Iona	3	0
								317 A	Canisius	3	1
								317 H	Canisius	3	2
								331 A	Saint Peter's	3	0
								331 H	Saint Peter's	3	0
				LAST 10 GAMES							
				252 N	Quinnipiac	1	3	317 A	Canisius	3	1
				269 A	Rider	0	3	275 A	Niagara	3	2
				331 A	Saint Peter's	3	0	252 H	Quinnipiac	3	0
				315 H	Iona	3	0	304 A	NJIT	3	1
				299 H	Manhattan	0	3	271 A	Siena	1	3

Non-Div. I Games:

Marist

Average RPI Win:	172	WON-LOST	WINNING	LAST 10	STRENGTH OF	OPP. STRENGTH	TEAM	ADJ	CONF.	ADJ CONF.	
Average RPI Loss:	113	RECORD	PCT. RANK	GAMES	SCHEDULE	OF SCHEDULE	RPI	RPI	RPI	RPI	
DIV. I ONLY	6- 26	.1875	308	0- 10	64	111	227	.45773	226	10	10
DIV. I NON-CONF.	5- 7	.41667	212	0- 0	50	207	123	.52523	124	6	6
<hr/>											
TOTALS	RPI 1-25	RPI 26-50		W-L RECORDS	RPI 51-100		RPI 101-150		RPI 150+		
6- 26	0- 3	0- 5		OVERALL	1- 6		2- 2		3- 10		
4- 12	0- 1	0- 2		HOME	1- 4		1- 0		2- 5		
0- 12	0- 2	0- 3		AWAY	0- 2		0- 2		0- 3		
2- 2	0- 0	0- 0		NEUTRAL	0- 0		1- 0		1- 2		
<hr/>											
5- 7	0- 0	0- 1		NON-CONFERENCE	1- 2		2- 1		2- 3		
3- 3	0- 0	0- 0		HOME	1- 2		1- 0		1- 1		
0- 2	0- 0	0- 1		AWAY	0- 0		0- 1		0- 0		
2- 2	0- 0	0- 0		NEUTRAL	0- 0		1- 0		1- 2		
<hr/>											
1- 19	0- 3	0- 4		CONFERENCE	0- 4		0- 1		1- 7		
1- 9	0- 1	0- 2		HOME	0- 2		0- 0		1- 4		
0- 10	0- 2	0- 2		AWAY	0- 2		0- 1		0- 3		
0- 0	0- 0	0- 0		NEUTRAL	0- 0		0- 0		0- 0		
<hr/>											
RPI S	Opponent	Score	RPI S	Opponent	Score	RPI S	Opponent	Score	RPI S	Opponent	Score
8 A	North Carolina	0 3	26 A	Penn St.	0 3	64 A	Duke	0 3	102 A	Miami (FL)	1 3
8 H	North Carolina	1 3	39 A	Pittsburgh	0 3	66 A	North Carolina St.	0 3	108 A	South Carolina	1 3
22 A	Florida St.	1 3	39 H	Pittsburgh	0 3	66 H	North Carolina St.	0 3	109 H	High Point	3 1
			49 A	Georgia Tech	0 3	67 H	Notre Dame	0 3	138 N	Rhode Island	3 0
			49 H	Georgia Tech	0 3	90 H	Tulane	0 3	155 H	Louisville	0 3
						98 H	North Dakota	1 3	159 N	Howard	1 3
						100 H	ETSU	3 2	168 A	Virginia Tech	0 3
									168 H	Virginia Tech	1 3
									207 H	Wofford	3 2
									216 N	Furman	2 3
									223 H	Syracuse	1 3
									230 H	William & Mary	2 3
									234 A	Wake Forest	2 3
									236 H	Boston College	3 2
									237 A	Virginia	0 3
									237 H	Virginia	1 3
									244 N	Winthrop	3 2
<hr/>											
			LAST 10 GAMES								
			102 A	Miami (FL)	1 3	8 A	North Carolina	0 3			
			22 A	Florida St.	1 3	168 H	Virginia Tech	1 3			
			155 H	Louisville	0 3	39 H	Pittsburgh	0 3			
			67 H	Notre Dame	0 3	237 H	Virginia	1 3			
			66 A	North Carolina St.	0 3	49 A	Georgia Tech	0 3			

Non-Div. I Games:

Clemson

Average RPI Win:		280	WON-LOST RECORD		WINNING PCT. RANK		LAST 10 GAMES		STRENGTH OF SCHEDULE		OPP. STRENGTH OF SCHEDULE		TEAM RPI		ADJ RPI		CONF. RPI		ADJ CONF. RPI	
DIV. I ONLY			15- 18		.45455 195		4- 6		254		236		226		.45677 227		22		22	
DIV. I NON-CONF.			8- 8		.5 169		1- 0		252		263		222		.45593 221		19		19	
TOTALS		RPI 1-25		RPI 26-50		W-L RECORDS		RPI 51-100		RPI 101-150		RPI 150+								
15- 18		0- 1		0- 4		OVERALL		0- 4		0- 2		15- 7								
9- 7		0- 0		0- 1		HOME		0- 2		0- 1		9- 3								
5- 7		0- 0		0- 2		AWAY		0- 1		0- 0		5- 4								
1- 4		0- 1		0- 1		NEUTRAL		0- 1		0- 1		1- 0								
8- 8		0- 1		0- 1		NON-CONFERENCE		0- 2		0- 2		8- 2								
6- 2		0- 0		0- 0		HOME		0- 0		0- 1		6- 1								
1- 3		0- 0		0- 1		AWAY		0- 1		0- 0		1- 1								
1- 3		0- 1		0- 0		NEUTRAL		0- 1		0- 1		1- 0								
7- 10		0- 0		0- 3		CONFERENCE		0- 2		0- 0		7- 5								
3- 5		0- 0		0- 1		HOME		0- 2		0- 0		3- 2								
4- 4		0- 0		0- 1		AWAY		0- 0		0- 0		4- 3								
0- 1		0- 0		0- 1		NEUTRAL		0- 0		0- 0		0- 0								
RPI	S	Opponent		Score		RPI	S	Opponent		Score		RPI	S	Opponent		Score				
8	N	North Carolina		0	3	26	A	Penn St.		0	3	53	A	Alabama		0	3			
						35	A	Coastal Caro.		0	3	55	H	Arkansas St.		0	3			
						35	H	Coastal Caro.		0	3	82	H	Texas St.		0	3			
						35	N	Coastal Caro.		0	3	100	N	ETSU		0	3			
															108	H	South Carolina	2	3	
															149	N	West Virginia	0	3	
															158	H	North Florida	1	3	
															164	H	UT Arlington	1	3	
															198	A	South Ala.	0	3	
															198	H	South Ala.	3	2	
															209	H	Little Rock	2	3	
															234	H	Wake Forest	3	1	
															244	A	Winthrop	2	3	
															248	A	Georgia St.	3	1	
															248	H	Georgia St.	3	1	
															272	A	Troy	3	2	
															272	H	Troy	3	0	
															284	H	Charleston So.	3	1	
															285	A	UL Lafayette	3	2	
															286	A	La.-Monroe	0	3	
															291	H	Jacksonville St.	3	0	
															298	A	Appalachian St.	0	3	
															298	A	Appalachian St.	3	2	
															301	N	Presbyterian	3	1	
															302	H	The Citadel	3	2	
															307	H	Buffalo	3	2	
															330	A	Savannah St.	3	1	
															330	H	Savannah St.	3	1	
LAST 10 GAMES																				
						35	N	Coastal Caro.		0	3	35	A	Coastal Caro.		0	3			
						248	H	Georgia St.		3	1	35	H	Coastal Caro.		0	3			
						248	A	Georgia St.		3	1	209	H	Little Rock		2	3			
						298	A	Appalachian St.		3	2	55	H	Arkansas St.		0	3			
						298	A	Appalachian St.		0	3	330	A	Savannah St.		3	1			

Non-Div. I Games:

Ga. Southern

Average RPI Win:	277	WON-LOST RECORD	WINNING PCT. RANK	LAST 10 GAMES	STRENGTH OF SCHEDULE	OPP. STRENGTH OF SCHEDULE	TEAM RPI	ADJ RPI	CONF. RPI	ADJ CONF. RPI						
Average RPI Loss:	200															
DIV. I ONLY		19- 15	.55882	136	7- 3	305	295	228	.45502	228	29	29				
DIV. I NON-CONF.		9- 10	.47368	187	0- 1	284	281	245	.43402	245	29	29				
<hr/>																
TOTALS	RPI 1-25	RPI 26-50		W-L RECORDS		RPI 51-100		RPI 101-150		RPI 150+						
19- 15	0- 0	0- 0		OVERALL		0- 0		1- 2		18- 13						
10- 3	0- 0	0- 0		HOME		0- 0		1- 0		9- 3						
6- 8	0- 0	0- 0		AWAY		0- 0		0- 0		6- 8						
3- 4	0- 0	0- 0		NEUTRAL		0- 0		0- 2		3- 2						
<hr/>																
9- 10	0- 0	0- 0		NON-CONFERENCE		0- 0		1- 2		8- 8						
4- 2	0- 0	0- 0		HOME		0- 0		1- 0		3- 2						
2- 5	0- 0	0- 0		AWAY		0- 0		0- 0		2- 5						
3- 3	0- 0	0- 0		NEUTRAL		0- 0		0- 2		3- 1						
<hr/>																
10- 5	0- 0	0- 0		CONFERENCE		0- 0		0- 0		10- 5						
6- 1	0- 0	0- 0		HOME		0- 0		0- 0		6- 1						
4- 3	0- 0	0- 0		AWAY		0- 0		0- 0		4- 3						
0- 1	0- 0	0- 0		NEUTRAL		0- 0		0- 0		0- 1						
<hr/>																
RPI	S	Opponent	Score	RPI	S	Opponent	Score	RPI	S	Opponent	Score					
								101	N	SIUE	1	3				
								119	N	Fairfield	0	3				
								139	H	New Hampshire	3	0				
								161	A	Sacred Heart	0	3				
								161	H	Sacred Heart	0	3				
								165	A	Columbia	1	3				
								174	H	St. John's (NY)	0	3				
								196	A	LIU Brooklyn	1	3				
								196	H	LIU Brooklyn	3	0				
								196	N	LIU Brooklyn	1	3				
								212	H	Rutgers	0	3				
								238	A	Central Conn. St.	0	3				
								238	H	Central Conn. St.	3	1				
								243	A	Dartmouth	1	3				
								249	A	Providence	2	3				
								252	A	Quinnipiac	0	3				
								255	A	Robert Morris	3	1				
								255	H	Robert Morris	3	2				
								256	A	Holy Cross	3	0				
								260	A	Brown	1	3				
								269	H	Rider	3	0				
								LAST 10 GAMES				273	A	George Mason	3	1
												280	H	UMass Lowell	3	2
												280	N	UMass Lowell	2	3
												281	H	Hartford	3	0
												299	N	Manhattan	3	0
303	N	Loyola Maryland	3	0												
196	N	LIU Brooklyn	1	3	238	H	Central Conn. St.	3	1	280	H	UMass Lowell	3	2		
327	A	Fairleigh Dickinson	3	1	255	H	Robert Morris	3	2	280	N	UMass Lowell	2	3		
161	A	Sacred Heart	0	3	321	H	Saint Francis (PA)	3	1	281	H	Hartford	3	0		
308	H	St. Francis Brooklyn	3	0	243	A	Dartmouth	1	3	299	N	Manhattan	3	0		
196	H	LIU Brooklyn	3	0	308	A	St. Francis Brooklyn	3	0	303	N	Loyola Maryland	3	0		

Non-Div. I Games:

Bryant

RPI	S	Opponent	Score	
308	A	St. Francis Brooklyn	3	0
308	H	St. Francis Brooklyn	3	0
311	N	Hampton	3	0
321	A	Saint Francis (PA)	3	1
321	H	Saint Francis (PA)	3	1
327	A	Fairleigh Dickinson	3	1
327	H	Fairleigh Dickinson	3	0

Bryant

B
r
y
a
n
t

B
r
y
a
n
t

Average RPI Win:	236	WON-LOST RECORD	WINNING PCT. RANK	LAST 10 GAMES	STRENGTH OF SCHEDULE	OPP. STRENGTH OF SCHEDULE	TEAM RPI	ADJ RPI	CONF. RPI	ADJ CONF. RPI					
DIV. I ONLY		10- 20	.33333	250	2- 8	184	139	229	.45474	229	12	11			
DIV. I NON-CONF.		6- 6	.5	169	0- 0	234	233	211	.46714	211	11	11			

TOTALS	RPI 1-25	RPI 26-50		W-L RECORDS		RPI 51-100		RPI 101-150		RPI 150+					
10- 20	0- 2	0- 4		OVERALL		0- 2		2- 5		8- 7					
3- 8	0- 1	0- 2		HOME		0- 1		0- 1		3- 3					
3- 10	0- 1	0- 2		AWAY		0- 1		1- 3		2- 3					
4- 2	0- 0	0- 0		NEUTRAL		0- 0		1- 1		3- 1					
6- 6	0- 0	0- 0		NON-CONFERENCE		0- 0		2- 3		4- 3					
1- 1	0- 0	0- 0		HOME		0- 0		0- 0		1- 1					
1- 3	0- 0	0- 0		AWAY		0- 0		1- 2		0- 1					
4- 2	0- 0	0- 0		NEUTRAL		0- 0		1- 1		3- 1					
4- 14	0- 2	0- 4		CONFERENCE		0- 2		0- 2		4- 4					
2- 7	0- 1	0- 2		HOME		0- 1		0- 1		2- 2					
2- 7	0- 1	0- 2		AWAY		0- 1		0- 1		2- 2					
0- 0	0- 0	0- 0		NEUTRAL		0- 0		0- 0		0- 0					
RPI	S	Opponent	Score	RPI	S	Opponent	Score	RPI	S	Opponent	Score				
21	A	Wichita St.	0 <div>3</div>	44	A	Missouri St.	0 <div>3</div>	69	A	Southern Ill.	0 <div>3</div>	104	N	UNCW	0 <div>3</div>
21	H	Wichita St.	1 <div>3</div>	44	H	Missouri St.	0 <div>3</div>	69	H	Southern Ill.	1 <div>3</div>	111	N	Marshall	3 <div>2</div>
				45	A	UNI	1 <div>3</div>					120	A	Butler	1 <div>3</div>
				45	H	UNI	0 <div>3</div>					127	A	Illinois St.	0 <div>3</div>
												127	H	Illinois St.	0 <div>3</div>
												129	A	Samford	3 <div>0</div>
												149	A	West Virginia	2 <div>3</div>
												162	A	Loyola Chicago	3 <div>1</div>
												162	H	Loyola Chicago	2 <div>3</div>
												185	A	Drake	0 <div>3</div>
												185	H	Drake	1 <div>3</div>
												187	A	North Texas	0 <div>3</div>
												189	H	Western Mich.	2 <div>3</div>
												198	N	South Ala.	2 <div>3</div>
												254	A	Evansville	3 <div>2</div>
												254	H	Evansville	3 <div>0</div>
												266	A	Bradley	1 <div>3</div>
												266	H	Bradley	3 <div>1</div>
												270	N	Morehead St.	3 <div>0</div>
												285	N	UL Lafayette	3 <div>2</div>
												309	H	Eastern Ill.	3 <div>1</div>
												316	N	Nicholls St.	3 <div>0</div>
				LAST 10 GAMES											
				45	H	UNI	0 <div>3</div>	254	H	Evansville	3 <div>0</div>				
				185	H	Drake	1 <div>3</div>	185	A	Drake	0 <div>3</div>				
				21	A	Wichita St.	0 <div>3</div>	127	H	Illinois St.	0 <div>3</div>				
				44	A	Missouri St.	0 <div>3</div>	266	A	Bradley	1 <div>3</div>				
				69	H	Southern Ill.	1 <div>3</div>	162	A	Loyola Chicago	3 <div>1</div>				

Non-Div. I Games:

Indiana St.

Average RPI Win:	230	WON-LOST	WINNING	LAST 10	STRENGTH OF	OPP. STRENGTH	TEAM	ADJ	CONF.	ADJ CONF.					
Average RPI Loss:	119	RECORD	PCT. RANK	GAMES	SCHEDULE	OF SCHEDULE	RPI	RPI	RPI	RPI					
DIV. I ONLY		8- 21	.27586	272	0- 10	133	149	230	.45465	230	8	8			
DIV. I NON-CONF.		6- 7	.46154	192	0- 0	266	272	240	.44034	240	12	12			
<hr/>															
TOTALS	RPI 1-25	RPI 26-50		W-L RECORDS		RPI 51-100		RPI 101-150		RPI 150+					
8- 21	0- 0	0- 2		OVERALL		0- 8		2- 5		6- 6					
5- 7	0- 0	0- 1		HOME		0- 4		2- 1		3- 1					
1- 10	0- 0	0- 1		AWAY		0- 4		0- 3		1- 2					
2- 4	0- 0	0- 0		NEUTRAL		0- 0		0- 1		2- 3					
<hr/>															
6- 7	0- 0	0- 0		NON-CONFERENCE		0- 0		0- 3		6- 4					
3- 1	0- 0	0- 0		HOME		0- 0		0- 1		3- 0					
1- 2	0- 0	0- 0		AWAY		0- 0		0- 1		1- 1					
2- 4	0- 0	0- 0		NEUTRAL		0- 0		0- 1		2- 3					
<hr/>															
2- 14	0- 0	0- 2		CONFERENCE		0- 8		2- 2		0- 2					
2- 6	0- 0	0- 1		HOME		0- 4		2- 0		0- 1					
0- 8	0- 0	0- 1		AWAY		0- 4		0- 2		0- 1					
0- 0	0- 0	0- 0		NEUTRAL		0- 0		0- 0		0- 0					
<hr/>															
RPI	S	Opponent	Score	RPI	S	Opponent	Score	RPI	S	Opponent	Score				
				50	A	James Madison	0 3	57	A	Hofstra	1 3	104	A	UNCW	0 3
				50	H	James Madison	1 3	57	H	Hofstra	0 3	104	H	UNCW	3 2
								73	A	Towson	0 3	106	A	Col. of Charleston	0 3
								73	H	Towson	0 3	106	H	Col. of Charleston	3 1
								88	A	Delaware	0 3	108	A	South Carolina	1 3
								88	H	Delaware	2 3	109	N	High Point	2 3
								94	A	Northeastern	0 3	148	H	VCU	2 3
								94	H	Northeastern	2 3	177	A	Belmont	0 3
												183	A	Elon	0 3
												183	H	Elon	0 3
												197	N	Mercer	1 3
												207	N	Wofford	2 3
												226	A	Clemson	3 2
												239	N	Davidson	3 2
												248	N	Georgia St.	0 3
												264	H	Western Caro.	3 0
												283	H	Charlotte	3 1
												287	N	Gardner-Webb	3 0
												329	H	Coppin St.	3 0
<hr/>															
LAST 10 GAMES															
				88	H	Delaware	2 3	183	H	Elon	0 3				
				73	H	Towson	0 3	94	H	Northeastern	2 3				
				106	A	Col. of Charleston	0 3	57	H	Hofstra	0 3				
				104	A	UNCW	0 3	73	A	Towson	0 3				
				50	H	James Madison	1 3	88	A	Delaware	0 3				

Non-Div. I Games:

William & Mary

Average RPI Win: 247		WON-LOST	WINNING	LAST 10	STRENGTH OF		OPP. STRENGTH	TEAM	ADJ	CONF.	ADJ CONF.
Average RPI Loss: 143		RECORD	PCT. RANK	GAMES	SCHEDULE		OF SCHEDULE	RPI	RPI	RPI	RPI
DIV. I ONLY		11- 18	.37931	230	5- 5		212	200	232	.45396	231
DIV. I NON-CONF.		7- 8	.46667	189	1- 1		188	181	194	.47793	194
TOTALS		RPI 1-25	RPI 26-50		W-L RECORDS		RPI 51-100		RPI 101-150		RPI 150+
11- 18	0- 0	0- 3		OVERALL		0- 4		1- 4		10- 7	
4- 7	0- 0	0- 1		HOME		0- 2		0- 2		4- 2	
3- 9	0- 0	0- 2		AWAY		0- 1		1- 2		2- 4	
4- 2	0- 0	0- 0		NEUTRAL		0- 1		0- 0		4- 1	
7- 8	0- 0	0- 2		NON-CONFERENCE		0- 3		1- 0		6- 3	
1- 3	0- 0	0- 1		HOME		0- 2		0- 0		1- 0	
2- 3	0- 0	0- 1		AWAY		0- 0		1- 0		1- 2	
4- 2	0- 0	0- 0		NEUTRAL		0- 1		0- 0		4- 1	
4- 10	0- 0	0- 1		CONFERENCE		0- 1		0- 4		4- 4	
3- 4	0- 0	0- 0		HOME		0- 0		0- 2		3- 2	
1- 6	0- 0	0- 1		AWAY		0- 1		0- 2		1- 2	
0- 0	0- 0	0- 0		NEUTRAL		0- 0		0- 0		0- 0	
RPI S	Opponent	Score	RPI S	Opponent	Score	RPI S	Opponent	Score	RPI S	Opponent	Score
			28 A	Dayton	1 3	51 H	Northern Ill.	1 3	138 A	Rhode Island	1 3
			43 A	Washington St.	0 3	73 N	Towson	0 3	138 H	Rhode Island	0 3
			50 H	James Madison	1 3	77 A	Saint Louis	0 3	140 A	Seton Hall	3 1
						84 H	Tennessee	0 3	148 A	VCU	0 3
									148 H	VCU	1 3
									156 N	Northwestern	0 3
									175 H	Duquesne	2 3
									195 H	UMBC	3 2
									204 N	Idaho	3 0
									208 N	UMES	3 0
									237 A	Virginia	0 3
									239 A	Davidson	2 3
									239 H	Davidson	3 0
									240 A	Lehigh	2 3
									261 H	La Salle	3 0
									273 A	George Mason	3 2
									273 H	George Mason	3 2
									274 A	Fordham	1 3
									274 H	Fordham	0 3
									303 A	Loyola Maryland	3 1
									307 N	Buffalo	3 2
									317 N	Canisius	3 0
LAST 10 GAMES											
			273 H	George Mason	3 2	195 H	UMBC	3 2			
			274 A	Fordham	1 3	239 H	Davidson	3 0			
			138 A	Rhode Island	1 3	148 H	VCU	1 3			
			175 H	Duquesne	2 3	273 A	George Mason	3 2			
			261 H	La Salle	3 0	240 A	Lehigh	2 3			

Non-Div. I Games:

George Washington

Average RPI Win: 235		WON-LOST RECORD		WINNING PCT. RANK		LAST 10 GAMES		STRENGTH OF SCHEDULE		OPP. STRENGTH OF SCHEDULE		TEAM RPI		ADJ RPI		CONF. RPI		ADJ CONF. RPI					
Average RPI Loss: 161																							
DIV. I ONLY		13- 18		.41935 205		4- 6		241		229		231		.45278 232		25		25					
DIV. I NON-CONF.		4- 10		.28571 269		0- 1		166		173		238		.44318 238		22		22					
TOTALS		RPI 1-25		RPI 26-50		W-L RECORDS		RPI 51-100		RPI 101-150		RPI 150+											
13- 18		0- 0		0- 0		OVERALL		1- 4		1- 5		11- 9											
9- 4		0- 0		0- 0		HOME		1- 1		1- 0		7- 3											
3- 10		0- 0		0- 0		AWAY		0- 2		0- 3		3- 5											
1- 4		0- 0		0- 0		NEUTRAL		0- 1		0- 2		1- 1											
4- 10		0- 0		0- 0		NON-CONFERENCE		0- 3		0- 4		4- 3											
3- 2		0- 0		0- 0		HOME		0- 1		0- 0		3- 1											
0- 5		0- 0		0- 0		AWAY		0- 1		0- 2		0- 2											
1- 3		0- 0		0- 0		NEUTRAL		0- 1		0- 2		1- 0											
9- 8		0- 0		0- 0		CONFERENCE		1- 1		1- 1		7- 6											
6- 2		0- 0		0- 0		HOME		1- 0		1- 0		4- 2											
3- 5		0- 0		0- 0		AWAY		0- 1		0- 1		3- 3											
0- 1		0- 0		0- 0		NEUTRAL		0- 0		0- 0		0- 1											
RPI	S	Opponent		Score		RPI	S	Opponent		Score		RPI	S	Opponent		Score		RPI	S	Opponent		Score	
								57	A	Hofstra	2	3			107	N	Northern Ky.	0	3				
								86	N	American	1	3			110	A	Denver	1	3				
								95	A	South Dakota	2	3			110	H	Denver	3	0				
								95	H	South Dakota	3	0			111	N	Marshall	0	3				
								96	H	Murray St.	1	3			117	A	Bowling Green	0	3				
															145	A	Toledo	1	3				
															184	H	Valparaiso	1	3				
															186	A	IUPUI	2	3				
															186	H	IUPUI	3	0				
															189	A	Western Mich.	2	3				
															203	A	North Dakota St.	3	2				
															203	H	North Dakota St.	2	3				
															210	H	Ball St.	3	2				
															214	H	Youngstown St.	3	0				
															221	A	Oral Roberts	0	3				
															221	H	Oral Roberts	0	3				
															221	N	Oral Roberts	0	3				
															250	A	Stony Brook	2	3				
															251	H	Eastern Mich.	3	0				
															265	A	Omaha	3	2				
															265	H	Omaha	3	1				
															297	A	South Dakota St.	1	3				
															297	H	South Dakota St.	3	1				
															318	A	Western Ill.	3	0				
															318	H	Western Ill.	3	0				
															321	N	Saint Francis (PA)	3	1				
LAST 10 GAMES																							
								221	N	Oral Roberts	0	3			297	A	South Dakota St.	1	3				
								221	A	Oral Roberts	0	3			110	A	Denver	1	3				
								95	H	South Dakota	3	0			184	H	Valparaiso	1	3				
								203	H	North Dakota St.	2	3			265	H	Omaha	3	1				
								186	H	IUPUI	3	0			318	H	Western Ill.	3	0				

Non-Div. I Games:

Fort Wayne

Average RPI Win:	241	WON-LOST	WINNING	LAST 10	STRENGTH OF	OPP. STRENGTH	TEAM	ADJ	CONF.	ADJ CONF.	
Average RPI Loss:	111	RECORD	PCT. RANK	GAMES	SCHEDULE	OF SCHEDULE	RPI	RPI	RPI	RPI	
DIV. I ONLY	7- 24	.22581	296	1- 9	106	135	236	.45168	233	9	9
DIV. I NON-CONF.	4- 9	.30769	257	0- 0	143	249	231	.44855	230	8	8
<hr/>											
TOTALS	RPI 1-25	RPI 26-50		W-L RECORDS	RPI 51-100		RPI 101-150		RPI 150+		
7- 24	0- 2	0- 2		OVERALL	1- 6		0- 9		6- 5		
1- 11	0- 1	0- 1		HOME	0- 4		0- 4		1- 1		
4- 9	0- 1	0- 1		AWAY	1- 2		0- 4		3- 1		
2- 4	0- 0	0- 0		NEUTRAL	0- 0		0- 1		2- 3		
4- 9	0- 0	0- 0		NON-CONFERENCE	0- 3		0- 3		4- 3		
0- 3	0- 0	0- 0		HOME	0- 2		0- 1		0- 0		
2- 2	0- 0	0- 0		AWAY	0- 1		0- 1		2- 0		
2- 4	0- 0	0- 0		NEUTRAL	0- 0		0- 1		2- 3		
3- 15	0- 2	0- 2		CONFERENCE	1- 3		0- 6		2- 2		
1- 8	0- 1	0- 1		HOME	0- 2		0- 3		1- 1		
2- 7	0- 1	0- 1		AWAY	1- 1		0- 3		1- 1		
0- 0	0- 0	0- 0		NEUTRAL	0- 0		0- 0		0- 0		
<hr/>											
RPI S	Opponent	Score	RPI S	Opponent	Score	RPI S	Opponent	Score	RPI S	Opponent	Score
17 A	Creighton	0 <div>3</div>	41 A	Marquette	1 <div>3</div>	59 A	Xavier	0 <div>3</div>	110 A	Denver	0 <div>3</div>
17 H	Creighton	0 <div>3</div>	41 H	Marquette	1 <div>3</div>	59 H	Xavier	0 <div>3</div>	120 A	Butler	0 <div>3</div>
						72 A	Villanova	3 0	120 H	Butler	2 <div>3</div>
						72 H	Villanova	1 <div>3</div>	134 A	DePaul	0 <div>3</div>
						73 H	Towson	1 <div>3</div>	134 H	DePaul	1 <div>3</div>
						78 H	Princeton	2 <div>3</div>	140 A	Seton Hall	1 <div>3</div>
						86 A	American	2 <div>3</div>	140 H	Seton Hall	0 <div>3</div>
									141 H	Maryland	0 <div>3</div>
									142 N	Northern Colo.	0 <div>3</div>
									159 N	Howard	1 <div>3</div>
									174 A	St. John's (NY)	2 <div>3</div>
									174 H	St. John's (NY)	1 <div>3</div>
									178 N	Fla. Atlantic	1 <div>3</div>
									249 A	Providence	3 0
									249 H	Providence	3 1
									253 A	Air Force	3 0
									264 N	Western Caro.	0 <div>3</div>
									273 A	George Mason	3 1
									292 N	Southern Utah	3 2
									296 N	Stetson	3 0
<hr/>											
			LAST 10 GAMES								
			249 A	Providence	3 0	140 A	Seton Hall	1 <div>3</div>			
			17 A	Creighton	0 <div>3</div>	41 H	Marquette	1 <div>3</div>			
			59 H	Xavier	0 <div>3</div>	134 H	DePaul	1 <div>3</div>			
			120 H	Butler	2 <div>3</div>	72 H	Villanova	1 <div>3</div>			
			174 A	St. John's (NY)	2 <div>3</div>	120 A	Butler	0 <div>3</div>			

Non-Div. I Games:

Georgetown

Average RPI Win:		264	WON-LOST RECORD		WINNING PCT. RANK		LAST 10 GAMES		STRENGTH OF SCHEDULE		OPP. STRENGTH OF SCHEDULE		TEAM RPI		ADJ RPI		CONF. RPI		ADJ CONF. RPI	
DIV. I ONLY			9- 19		.32143 257		2- 8		166		214		235		.45128 234		14		14	
DIV. I NON-CONF.			6- 8		.42857 207		0- 0		169		243		207		.47106 206		16		16	
TOTALS		RPI 1-25		RPI 26-50		W-L RECORDS		RPI 51-100		RPI 101-150		RPI 150+								
9- 19		0- 1		0- 1		OVERALL		0- 4		0- 4		9- 9								
4- 6		0- 0		0- 1		HOME		0- 1		0- 3		4- 1								
1- 10		0- 1		0- 0		AWAY		0- 2		0- 1		1- 6								
4- 3		0- 0		0- 0		NEUTRAL		0- 1		0- 0		4- 2								
6- 8		0- 0		0- 1		NON-CONFERENCE		0- 2		0- 1		6- 4								
1- 2		0- 0		0- 1		HOME		0- 0		0- 1		1- 0								
1- 3		0- 0		0- 0		AWAY		0- 1		0- 0		1- 2								
4- 3		0- 0		0- 0		NEUTRAL		0- 1		0- 0		4- 2								
3- 11		0- 1		0- 0		CONFERENCE		0- 2		0- 3		3- 5								
3- 4		0- 0		0- 0		HOME		0- 1		0- 2		3- 1								
0- 7		0- 1		0- 0		AWAY		0- 1		0- 1		0- 4								
0- 0		0- 0		0- 0		NEUTRAL		0- 0		0- 0		0- 0								
RPI	S	Opponent		Score		RPI	S	Opponent		Score		RPI	S	Opponent		Score				
14	A	Western Ky.		0 3		35	H	Coastal Caro.		0 3		58	A	FGCU		1 3				
												63	A	UTSA		2 3				
												65	H	Rice		0 3				
												97	N	Portland		0 3				
												102	H	Miami (FL)		0 3				
												103	H	Southern Miss.		1 3				
												111	A	Marshall		0 3				
												111	H	Marshall		1 3				
												158	A	North Florida		3 1				
												163	A	Mississippi St.		2 3				
												178	A	Fla. Atlantic		0 3				
												178	H	Fla. Atlantic		0 3				
												187	A	North Texas		0 3				
												197	N	Mercer		0 3				
												198	A	South Ala.		0 3				
												205	H	Florida A&M		3 1				
												205	N	Florida A&M		1 3				
												213	A	UTEP		2 3				
												257	H	Louisiana Tech		3 1				
												272	N	Troy		3 0				
												277	H	UAB		3 0				
												278	H	Middle Tenn.		3 2				
												283	A	Charlotte		0 3				
												300	N	Southeastern La.		3 2				
												309	N	Eastern Ill.		3 0				
												316	N	Nicholls St.		3 1				
LAST 10 GAMES						LAST 10 GAMES						LAST 10 GAMES								
103 H Southern Miss.						1 3		257 H Louisiana Tech						3 1						
278 H Middle Tenn.						3 2		111 H Marshall						1 3						
63 A UTSA						2 3		14 A Western Ky.						0 3						
213 A UTEP						2 3		283 A Charlotte						0 3						
178 A Fla. Atlantic						0 3		65 H Rice						0 3						

Non-Div. I Games:

FIU

Average RPI Win:	208	WON-LOST RECORD	WINNING PCT. RANK	LAST 10 GAMES	STRENGTH OF SCHEDULE	OPP. STRENGTH OF SCHEDULE	TEAM RPI	ADJ RPI	CONF. RPI	ADJ CONF. RPI	
Average RPI Loss:	121										
DIV. I ONLY	9- 22	.29032	268	0- 10	172	115	239	.45128	234	10	10
DIV. I NON-CONF.	4- 7	.36364	233	0- 0	226	234	242	.43567	242	6	6
<hr/>											
TOTALS	RPI 1-25	RPI 26-50		W-L RECORDS	RPI 51-100		RPI 101-150		RPI 150+		
9- 22	0- 2	1- 2		OVERALL	0- 5		1- 4		7- 9		
6- 11	0- 1	1- 1		HOME	0- 2		1- 2		4- 5		
2- 10	0- 1	0- 1		AWAY	0- 3		0- 1		2- 4		
1- 1	0- 0	0- 0		NEUTRAL	0- 0		0- 1		1- 0		
<hr/>											
4- 7	0- 0	0- 0		NON-CONFERENCE	0- 0		1- 3		3- 4		
3- 4	0- 0	0- 0		HOME	0- 0		1- 1		2- 3		
0- 2	0- 0	0- 0		AWAY	0- 0		0- 1		0- 1		
1- 1	0- 0	0- 0		NEUTRAL	0- 0		0- 1		1- 0		
<hr/>											
5- 15	0- 2	1- 2		CONFERENCE	0- 5		0- 1		4- 5		
3- 7	0- 1	1- 1		HOME	0- 2		0- 1		2- 2		
2- 8	0- 1	0- 1		AWAY	0- 3		0- 0		2- 3		
0- 0	0- 0	0- 0		NEUTRAL	0- 0		0- 0		0- 0		
<hr/>											
RPI S	Opponent	Score	RPI S	Opponent	Score	RPI S	Opponent	Score	RPI S	Opponent	Score
8 A	North Carolina	0 <div>3</div>	39 A	Pittsburgh	0 <div>3</div>	64 A	Duke	1 <div>3</div>	102 H	Miami (FL)	1 <div>3</div>
22 H	Florida St.	1 <div>3</div>	39 H	Pittsburgh	3 1	64 H	Duke	2 <div>3</div>	106 H	Col. of Charleston	3 0
			49 H	Georgia Tech	2 <div>3</div>	66 A	North Carolina St.	0 <div>3</div>	108 N	South Carolina	2 <div>3</div>
						67 A	Notre Dame	1 <div>3</div>	109 H	High Point	1 <div>3</div>
						67 H	Notre Dame	0 <div>3</div>	118 A	Radford	2 <div>3</div>
									155 A	Louisville	3 1
									155 H	Louisville	0 <div>3</div>
									162 H	Loyola Chicago	2 <div>3</div>
									168 A	Virginia Tech	0 <div>3</div>
									168 H	Virginia Tech	0 <div>3</div>
									207 H	Wofford	2 <div>3</div>
									223 A	Syracuse	2 <div>3</div>
									226 H	Clemson	3 2
									227 A	Ga. Southern	1 <div>3</div>
									236 A	Boston College	1 <div>3</div>
									237 A	Virginia	3 1
									237 H	Virginia	3 2
									239 H	Davidson	1 <div>3</div>
									278 H	Middle Tenn.	3 0
									283 H	Charlotte	3 1
									307 N	Buffalo	3 0
<hr/>											
LAST 10 GAMES											
8 A	North Carolina	0 <div>3</div>	39 A	Pittsburgh	0 <div>3</div>						
66 A	North Carolina St.	0 <div>3</div>	155 H	Louisville	0 <div>3</div>						
22 H	Florida St.	1 <div>3</div>	67 H	Notre Dame	0 <div>3</div>						
102 H	Miami (FL)	1 <div>3</div>	236 A	Boston College	1 <div>3</div>						
168 A	Virginia Tech	0 <div>3</div>	223 A	Syracuse	2 <div>3</div>						

Non-Div. I Games:

Wake Forest

Average RPI Win: 245		WON-LOST	WINNING	LAST 10	STRENGTH OF		OPP. STRENGTH	TEAM	ADJ		CONF.	ADJ CONF.
Average RPI Loss: 104		RECORD	PCT. RANK	GAMES	SCHEDULE		OF SCHEDULE	RPI	RPI		RPI	RPI
DIV. I ONLY		8- 22	.26667	275	3- 7		156	113	237		.45045	236
DIV. I NON-CONF.		5- 5	.5	169	0- 0		215	257	205		.47202	204
TOTALS		RPI 1-25	RPI 26-50		W-L RECORDS		RPI 51-100		RPI 101-150		RPI 150+	
8- 22		0- 4	0- 2		OVERALL		0- 5		0- 4		8- 7	
7- 12		0- 2	0- 1		HOME		0- 3		0- 3		7- 3	
1- 10		0- 2	0- 1		AWAY		0- 2		0- 1		1- 4	
0- 0		0- 0	0- 0		NEUTRAL		0- 0		0- 0		0- 0	
5- 5		0- 0	0- 0		NON-CONFERENCE		0- 1		0- 2		5- 2	
5- 4		0- 0	0- 0		HOME		0- 1		0- 2		5- 1	
0- 1		0- 0	0- 0		AWAY		0- 0		0- 0		0- 1	
0- 0		0- 0	0- 0		NEUTRAL		0- 0		0- 0		0- 0	
3- 17		0- 4	0- 2		CONFERENCE		0- 4		0- 2		3- 5	
2- 8		0- 2	0- 1		HOME		0- 2		0- 1		2- 2	
1- 9		0- 2	0- 1		AWAY		0- 2		0- 1		1- 3	
0- 0		0- 0	0- 0		NEUTRAL		0- 0		0- 0		0- 0	
RPI S	Opponent	Score	RPI S	Opponent	Score	RPI S	Opponent	Score	RPI S	Opponent	Score	
8 A	North Carolina	0 3	39 H	Pittsburgh	0 3	64 H	Duke	1 3	102 A	Miami (FL)	0 3	
8 H	North Carolina	2 3	49 A	Georgia Tech	1 3	66 A	North Carolina St.	1 3	102 H	Miami (FL)	1 3	
22 A	Florida St.	0 3				67 A	Notre Dame	0 3	128 H	Fresno St.	0 3	
22 H	Florida St.	1 3				67 H	Notre Dame	0 3	139 H	New Hampshire	2 3	
						94 H	Northeastern	0 3	155 A	Louisville	0 3	
									155 H	Louisville	2 3	
									168 H	Virginia Tech	0 3	
									188 H	Georgia	2 3	
									196 H	LIU Brooklyn	3 1	
									196 H	LIU Brooklyn	3 0	
									202 A	Harvard	2 3	
									223 A	Syracuse	1 3	
									223 H	Syracuse	3 1	
									226 A	Clemson	2 3	
									234 H	Wake Forest	3 1	
									237 A	Virginia	3 2	
									269 H	Rider	3 2	
									280 H	UMass Lowell	3 2	
									327 H	Fairleigh Dickinson	3 0	
			LAST 10 GAMES									
			155 A	Louisville	0 3	22 H	Florida St.	1 3				
			67 A	Notre Dame	0 3	237 A	Virginia	3 2				
			39 H	Pittsburgh	0 3	223 H	Syracuse	3 1				
			168 H	Virginia Tech	0 3	234 H	Wake Forest	3 1				
			102 H	Miami (FL)	1 3	64 H	Duke	1 3				

Non-Div. I Games:

Boston College

Average RPI Win: 195		WON-LOST	WINNING	LAST 10	STRENGTH OF		OPP. STRENGTH	TEAM	ADJ	CONF.	ADJ CONF.
Average RPI Loss: 99		RECORD	PCT. RANK	GAMES	SCHEDULE		OF SCHEDULE	RPI	RPI	RPI	RPI
DIV. I ONLY		7- 25	.21875	299	3- 7		136	60	241	.44884	237
DIV. I NON-CONF.		3- 9	.25	281	0- 0		120	41	220	.45986	220
TOTALS		RPI 1-25	RPI 26-50		W-L RECORDS		RPI 51-100		RPI 101-150		RPI 150+
7- 25	0- 3	0- 7		OVERALL		1- 4		0- 4		6- 7	
3- 10	0- 1	0- 2		HOME		0- 1		0- 1		3- 5	
4- 9	0- 2	0- 3		AWAY		1- 2		0- 0		3- 2	
0- 6	0- 0	0- 2		NEUTRAL		0- 1		0- 3		0- 0	
3- 9	0- 1	0- 3		NON-CONFERENCE		0- 1		0- 3		3- 1	
2- 1	0- 0	0- 0		HOME		0- 0		0- 0		2- 1	
1- 2	0- 1	0- 1		AWAY		0- 0		0- 0		1- 0	
0- 6	0- 0	0- 2		NEUTRAL		0- 1		0- 3		0- 0	
4- 16	0- 2	0- 4		CONFERENCE		1- 3		0- 1		3- 6	
1- 9	0- 1	0- 2		HOME		0- 1		0- 1		1- 4	
3- 7	0- 1	0- 2		AWAY		1- 2		0- 0		2- 2	
0- 0	0- 0	0- 0		NEUTRAL		0- 0		0- 0		0- 0	
RPI S	Opponent	Score	RPI S	Opponent	Score	RPI S	Opponent	Score	RPI S	Opponent	Score
8 A	North Carolina	0 3	39 A	Pittsburgh	0 3	64 A	Duke	1 3	102 H	Miami (FL)	0 3
19 A	Kentucky	0 3	39 H	Pittsburgh	1 3	64 H	Duke	2 3	103 N	Southern Miss.	0 3
22 H	Florida St.	0 3	41 N	Marquette	0 3	66 A	North Carolina St.	2 3	106 N	Col. of Charleston	2 3
			42 A	Baylor	0 3	67 A	Notre Dame	3 2	124 N	UConn	0 3
			43 N	Washington St.	0 3	77 N	Saint Louis	2 3	153 A	LSU	3 2
			49 A	Georgia Tech	0 3				155 A	Louisville	3 0
			49 H	Georgia Tech	0 3				156 H	Northwestern	1 3
									168 A	Virginia Tech	0 3
									168 H	Virginia Tech	2 3
									223 H	Syracuse	1 3
									226 A	Clemson	3 1
									226 H	Clemson	3 0
									231 H	George Washington	3 0
									234 A	Wake Forest	2 3
									234 H	Wake Forest	1 3
									236 H	Boston College	2 3
									307 H	Buffalo	3 0
LAST 10 GAMES											
			39 H	Pittsburgh	1 3		155 A	Louisville	3 0		
			168 H	Virginia Tech	2 3		236 H	Boston College	2 3		
			66 A	North Carolina St.	2 3		223 H	Syracuse	1 3		
			8 A	North Carolina	0 3		226 A	Clemson	3 1		
			67 A	Notre Dame	3 2		49 A	Georgia Tech	0 3		

Non-Div. I Games:

Virginia

Average RPI Win: 283		WON-LOST RECORD		WINNING PCT. RANK		LAST 10 GAMES		STRENGTH OF SCHEDULE		OPP. STRENGTH OF SCHEDULE		TEAM RPI		ADJ RPI		CONF. RPI		ADJ CONF. RPI	
Average RPI Loss: 197																			
DIV. I ONLY		14- 13		.51852 160		4- 6		281		307		234		.44874 238		29		29	
DIV. I NON-CONF.		5- 7		.41667 212		0- 0		261		289		255		.42456 258		29		29	
TOTALS		RPI 1-25		RPI 26-50		W-L RECORDS		RPI 51-100		RPI 101-150		RPI 150+							
14- 13		0- 0		0- 0		OVERALL		0- 1		0- 2		14- 10							
8- 2		0- 0		0- 0		HOME		0- 0		0- 0		8- 2							
4- 7		0- 0		0- 0		AWAY		0- 0		0- 0		4- 7							
2- 4		0- 0		0- 0		NEUTRAL		0- 1		0- 2		2- 1							
5- 7		0- 0		0- 0		NON-CONFERENCE		0- 1		0- 2		5- 4							
3- 0		0- 0		0- 0		HOME		0- 0		0- 0		3- 0							
0- 3		0- 0		0- 0		AWAY		0- 0		0- 0		0- 3							
2- 4		0- 0		0- 0		NEUTRAL		0- 1		0- 2		2- 1							
9- 6		0- 0		0- 0		CONFERENCE		0- 0		0- 0		9- 6							
5- 2		0- 0		0- 0		HOME		0- 0		0- 0		5- 2							
4- 4		0- 0		0- 0		AWAY		0- 0		0- 0		4- 4							
0- 0		0- 0		0- 0		NEUTRAL		0- 0		0- 0		0- 0							
RPI S	Opponent	Score		RPI S	Opponent	Score		RPI S	Opponent	Score		RPI S	Opponent	Score					
								79 N	New Mexico St.	0	3	138 N	Rhode Island	0	3				
												144 N	Army West Point	0	3				
												161 A	Sacred Heart	0	3				
												161 A	Sacred Heart	2	3				
												161 H	Sacred Heart	3	2				
												196 A	LIU Brooklyn	1	3				
												196 H	LIU Brooklyn	2	3				
												217 N	Binghamton	0	3				
												228 A	Bryant	1	3				
												228 H	Bryant	3	0				
												240 H	Lehigh	3	2				
												243 A	Dartmouth	2	3				
												255 A	Robert Morris	3	2				
												255 H	Robert Morris	1	3				
												260 A	Brown	2	3				
												274 H	Fordham	3	1				
												275 N	Niagara	3	2				
												281 A	Hartford	2	3				
												299 N	Manhattan	3	1				
												308 A	St. Francis Brooklyn	79	61				
												308 H	St. Francis Brooklyn	3	0				
						LAST 10 GAMES						315 H	Iona	3	1				
						161 A Sacred Heart		0	3			321 A	Saint Francis (PA)	3	2				
						161 A Sacred Heart		2	3			321 H	Saint Francis (PA)	3	0				
						327 A Fairleigh Dickinson		3	0			255 H	Robert Morris	1	3				
						196 H LIU Brooklyn		2	3			196 A	LIU Brooklyn	1	3				
						308 H St. Francis Brooklyn		3	0			308 A	St. Francis Brooklyn	79	61				

Non-Div. I Games:

Central Conn. St.

Average RPI Win: 232		WON-LOST RECORD		WINNING PCT. RANK		LAST 10 GAMES		STRENGTH OF SCHEDULE		OPP. STRENGTH OF SCHEDULE		TEAM RPI		ADJ RPI		CONF. RPI		ADJ CONF. RPI	
DIV. I ONLY		10- 19		.34483 248		2- 8		207		181		242		.44813 239		18		17	
DIV. I NON-CONF.		5- 9		.35714 236		0- 0		251		195		260		.42596 256		20		20	
TOTALS		RPI 1-25		RPI 26-50		W-L RECORDS		RPI 51-100		RPI 101-150		RPI 150+							
10- 19		0- 0		0- 2		OVERALL		0- 3		1- 5		9- 9							
6- 6		0- 0		0- 1		HOME		0- 1		0- 2		6- 2							
4- 7		0- 0		0- 1		AWAY		0- 2		1- 2		3- 2							
0- 6		0- 0		0- 0		NEUTRAL		0- 0		0- 1		0- 5							
5- 9		0- 0		0- 0		NON-CONFERENCE		0- 0		1- 2		4- 7							
3- 2		0- 0		0- 0		HOME		0- 0		0- 0		3- 2							
2- 1		0- 0		0- 0		AWAY		0- 0		1- 1		1- 0							
0- 6		0- 0		0- 0		NEUTRAL		0- 0		0- 1		0- 5							
5- 10		0- 0		0- 2		CONFERENCE		0- 3		0- 3		5- 2							
3- 4		0- 0		0- 1		HOME		0- 1		0- 2		3- 0							
2- 6		0- 0		0- 1		AWAY		0- 2		0- 1		2- 2							
0- 0		0- 0		0- 0		NEUTRAL		0- 0		0- 0		0- 0							
RPI S	Opponent	Score		RPI S	Opponent	Score		RPI S	Opponent	Score		RPI S	Opponent	Score					
				28 A	Dayton	0 3		77 A	Saint Louis	1 3		104 A	UNCW	3 0					
				28 H	Dayton	0 3		77 A	Saint Louis	1 3		106 N	Col. of Charleston	0 3					
								77 H	Saint Louis	0 3		108 A	South Carolina	0 3					
												138 H	Rhode Island	1 3					
												148 A	VCU	1 3					
												148 H	VCU	2 3					
												162 N	Loyola Chicago	2 3					
												170 H	Liberty	3 1					
												175 A	Duquesne	2 3					
												183 H	Elon	1 3					
												216 H	Furman	3 0					
												222 H	USC Upstate	1 3					
												224 N	Jacksonville	1 3					
												230 N	William & Mary	2 3					
												231 A	George Washington	0 3					
												231 H	George Washington	3 2					
												234 A	Wake Forest	3 1					
												244 N	Winthrop	0 3					
												261 A	La Salle	3 2					
												273 A	George Mason	3 0					
												273 H	George Mason	3 2					
												274 H	Fordham	3 0					
												283 H	Charlotte	3 0					
												287 N	Gardner-Webb	2 3					
				LAST 10 GAMES															
				77 A	Saint Louis	1 3		138 H	Rhode Island	1 3		283 H	Charlotte	3 0					
				77 A	Saint Louis	1 3		231 A	George Washington	0 3		287 N	Gardner-Webb	2 3					
				28 A	Dayton	0 3		273 A	George Mason	3 0									
				148 H	VCU	2 3		28 H	Dayton	0 3									
				274 H	Fordham	3 0		77 H	Saint Louis	0 3									

Non-Div. I Games:

Davidson

Average RPI Win: 273		WON-LOST RECORD		WINNING PCT. RANK		LAST 10 GAMES		STRENGTH OF SCHEDULE		OPP. STRENGTH OF SCHEDULE		TEAM RPI		ADJ RPI		CONF. RPI		ADJ CONF. RPI	
DIV. I ONLY		13- 17		.43333 200		4- 6		248		280		238		.44741 240		27		27	
DIV. I NON-CONF.		5- 9		.35714 236		0- 0		218		259		243		.43485 243		28		28	
TOTALS		RPI 1-25		RPI 26-50		W-L RECORDS		RPI 51-100		RPI 101-150		RPI 150+							
13- 17		0- 1		0- 1		OVERALL		1- 3		0- 3		12- 9							
8- 4		0- 0		0- 0		HOME		1- 0		0- 1		7- 3							
3- 9		0- 0		0- 1		AWAY		0- 3		0- 1		3- 4							
2- 4		0- 1		0- 0		NEUTRAL		0- 0		0- 1		2- 2							
5- 9		0- 1		0- 1		NON-CONFERENCE		0- 2		0- 1		5- 4							
3- 1		0- 0		0- 0		HOME		0- 0		0- 0		3- 1							
0- 4		0- 0		0- 1		AWAY		0- 2		0- 0		0- 1							
2- 4		0- 1		0- 0		NEUTRAL		0- 0		0- 1		2- 2							
8- 8		0- 0		0- 0		CONFERENCE		1- 1		0- 2		7- 5							
5- 3		0- 0		0- 0		HOME		1- 0		0- 1		4- 2							
3- 5		0- 0		0- 0		AWAY		0- 1		0- 1		3- 3							
0- 0		0- 0		0- 0		NEUTRAL		0- 0		0- 0		0- 0							
RPI S	Opponent	Score		RPI S	Opponent	Score		RPI S	Opponent	Score		RPI S	Opponent	Score					
14 N	Western Ky.	0	3	39 A	Pittsburgh	0	3	53 A	Alabama	0	3	103 N	Southern Miss.	0	3				
								72 A	Villanova	0	3	144 A	Army West Point	1	3				
								86 A	American	0	3	144 H	Army West Point	1	3				
								86 H	American	3	0	172 A	Colgate	0	3				
												172 H	Colgate	0	3				
												180 A	Navy	3	1				
												180 H	Navy	2	3				
												231 H	George Washington	3	2				
												238 A	Central Conn. St.	2	3				
												247 N	Northwestern St.	1	3				
												249 H	Providence	2	3				
												255 N	Robert Morris	3	1				
												256 A	Holy Cross	0	3				
												256 H	Holy Cross	3	0				
												274 N	Fordham	2	3				
												303 A	Loyola Maryland	3	0				
												303 H	Loyola Maryland	3	0				
												315 N	Iona	3	2				
												319 A	Bucknell	1	3				
												319 H	Bucknell	3	1				
												323 A	Lafayette	3	2				
												323 H	Lafayette	3	0				
												327 H	Fairleigh Dickinson	3	0				
												331 H	Saint Peter's	3	0				
LAST 10 GAMES				LAST 10 GAMES				LAST 10 GAMES				LAST 10 GAMES							
				256 A	Holy Cross	0	3	180 H	Navy	2	3	327 H	Fairleigh Dickinson	3	0				
				144 A	Army West Point	1	3	303 H	Loyola Maryland	3	0	331 H	Saint Peter's	3	0				
				86 H	American	3	0	323 A	Lafayette	3	2								
				172 H	Colgate	0	3	144 H	Army West Point	1	3								
				319 A	Bucknell	1	3	256 H	Holy Cross	3	0								

Non-Div. I Games:

Lehigh

Average RPI Win: 272		WON-LOST RECORD		WINNING PCT. RANK		LAST 10 GAMES		STRENGTH OF SCHEDULE		OPP. STRENGTH OF SCHEDULE		TEAM RPI		ADJ RPI		CONF. RPI		ADJ CONF. RPI	
DIV. I ONLY		15- 15		.5 171		7- 3		282		274		233		.44685 241		26		26	
DIV. I NON-CONF.		5- 7		.41667 212		0- 0		315		261		283		.3966 284		26		26	
TOTALS		RPI 1-25		RPI 26-50		W-L RECORDS		RPI 51-100		RPI 101-150		RPI 150+							
15- 15		0- 0		0- 0		OVERALL		0- 3		0- 2		15- 10							
6- 2		0- 0		0- 0		HOME		0- 0		0- 1		6- 1							
5- 8		0- 0		0- 0		AWAY		0- 3		0- 1		5- 4							
4- 5		0- 0		0- 0		NEUTRAL		0- 0		0- 0		4- 5							
5- 7		0- 0		0- 0		NON-CONFERENCE		0- 1		0- 0		5- 6							
0- 0		0- 0		0- 0		HOME		0- 0		0- 0		0- 0							
2- 2		0- 0		0- 0		AWAY		0- 1		0- 0		2- 1							
3- 5		0- 0		0- 0		NEUTRAL		0- 0		0- 0		3- 5							
10- 8		0- 0		0- 0		CONFERENCE		0- 2		0- 2		10- 4							
6- 2		0- 0		0- 0		HOME		0- 0		0- 1		6- 1							
3- 6		0- 0		0- 0		AWAY		0- 2		0- 1		3- 3							
1- 0		0- 0		0- 0		NEUTRAL		0- 0		0- 0		1- 0							
RPI	S	Opponent	Score	RPI	S	Opponent	Score	RPI	S	Opponent	Score	RPI	S	Opponent	Score				
								64	A	Duke	2 3	101	A	SIUE	0 3				
								96	A	Murray St.	1 3	136	H	Austin Peay	1 3				
								96	A	Murray St.	1 3	153	N	LSU	0 3				
												157	N	UNCG	2 3				
												177	A	Belmont	2 3				
												177	H	Belmont	2 3				
												177	N	Belmont	3 1				
												180	N	Navy	0 3				
												190	A	Tennessee St.	3 1				
												190	H	Tennessee St.	3 0				
												200	N	Eastern Wash.	2 3				
												214	N	Youngstown St.	1 3				
												263	H	UT Martin	3 1				
												270	A	Morehead St.	3 2				
												270	H	Morehead St.	3 0				
												288	N	Cal St. Fullerton	3 1				
												289	A	Akron	3 1				
												290	A	Tennessee Tech	1 3				
												290	H	Tennessee Tech	3 0				
												291	A	Jacksonville St.	0 3				
												291	H	Jacksonville St.	3 2				
												293	H	Southeast Mo. St.	3 2				
												294	A	Grand Canyon	1 3				
												309	A	Eastern Ill.	3 2				
												315	N	Iona	3 0				
												317	N	Canisius	3 0				
												321	A	Saint Francis (PA)	3 0				
				LAST 10 GAMES															
								96	A	Murray St.	1 3	270	A	Morehead St.	3 2				
								177	N	Belmont	3 1	290	H	Tennessee Tech	3 0				
								190	A	Tennessee St.	3 1	291	H	Jacksonville St.	3 2				
								177	A	Belmont	2 3	263	H	UT Martin	3 1				
								96	A	Murray St.	1 3	293	H	Southeast Mo. St.	3 2				

Non-Div. I Games:

Eastern Ky.

Average RPI Win:	248	WON-LOST RECORD	WINNING PCT. RANK	LAST 10 GAMES	STRENGTH OF SCHEDULE	OPP. STRENGTH OF SCHEDULE	TEAM RPI	ADJ RPI	CONF. RPI	ADJ CONF. RPI
DIV. I ONLY		12- 19	.3871 224	7- 3	233	244	244	.44685 241	28	28
DIV. I NON-CONF.		1- 14	.06667 319	0- 0	113	161	276	.40799 274	25	25
<hr/>										
TOTALS	RPI 1-25	RPI 26-50	W-L RECORDS		RPI 51-100	RPI 101-150	RPI 150+			
12- 19	0- 0	0- 0	OVERALL		0- 4	1- 6	11- 9			
9- 0	0- 0	0- 0	HOME		0- 0	1- 0	8- 0			
3- 9	0- 0	0- 0	AWAY		0- 1	0- 2	3- 6			
0- 10	0- 0	0- 0	NEUTRAL		0- 3	0- 4	0- 3			
1- 14	0- 0	0- 0	NON-CONFERENCE		0- 3	0- 6	1- 5			
1- 0	0- 0	0- 0	HOME		0- 0	0- 0	1- 0			
0- 4	0- 0	0- 0	AWAY		0- 0	0- 2	0- 2			
0- 10	0- 0	0- 0	NEUTRAL		0- 3	0- 4	0- 3			
11- 5	0- 0	0- 0	CONFERENCE		0- 1	1- 0	10- 4			
8- 0	0- 0	0- 0	HOME		0- 0	1- 0	7- 0			
3- 5	0- 0	0- 0	AWAY		0- 1	0- 0	3- 4			
0- 0	0- 0	0- 0	NEUTRAL		0- 0	0- 0	0- 0			
RPI S	Opponent	Score	RPI S	Opponent	Score	RPI S	Opponent	Score		
					58 N FGCU	1 3	119 N Fairfield	0 3		
					60 A A&M-Corpus Christi	0 3	121 N Arizona St.	0 3		
					90 N Tulane	0 3	123 N UTRGV	2 3		
					95 N South Dakota	1 3	123 N UTRGV	0 3		
							132 A New Mexico	0 3		
							135 H Sam Houston St.	3 2		
							150 A Texas Tech	0 3		
							164 H UT Arlington	3 2		
							169 H SFA	3 2		
							173 N UMKC	0 3		
							178 A Fla. Atlantic	1 3		
							204 N Idaho	1 3		
							206 A Houston Baptist	0 3		
							206 H Houston Baptist	3 1		
							211 A Central Ark.	1 3		
							221 N Oral Roberts	0 3		
							246 A Incarnate Word	3 2		
							247 A Northwestern St.	3 0		
							265 A Omaha	2 3		
							268 A Lamar University	0 3		
							268 H Lamar University	3 0		
							282 A McNeese	0 3		
							282 H McNeese	3 0		
							300 H Southeastern La.	3 1		
							316 A Nicholls St.	3 0		
							316 H Nicholls St.	3 0		
							324 H New Orleans	3 1		

Non-Div. I Games:

Abilene Christian

Average RPI Win: 229		WON-LOST	WINNING	LAST 10	STRENGTH OF		OPP. STRENGTH	TEAM	ADJ	CONF.	ADJ CONF.
Average RPI Loss: 175		RECORD	PCT. RANK	GAMES	SCHEDULE		OF SCHEDULE	RPI	RPI	RPI	RPI
DIV. I ONLY		9- 16	.36	244	3- 7		195	250	243	.44678	243
DIV. I NON-CONF.		7- 4	.63636	109	1- 0		211	287	152	.5021	155
TOTALS		RPI 1-25	RPI 26-50		W-L RECORDS		RPI 51-100		RPI 101-150		RPI 150+
9- 16	0- 0	0- 0		OVERALL		0- 4		1- 2		8- 10	
6- 6	0- 0	0- 0		HOME		0- 2		0- 1		6- 3	
1- 8	0- 0	0- 0		AWAY		0- 2		0- 1		1- 5	
2- 2	0- 0	0- 0		NEUTRAL		0- 0		1- 0		1- 2	
7- 4	0- 0	0- 0		NON-CONFERENCE		0- 0		1- 2		6- 2	
4- 1	0- 0	0- 0		HOME		0- 0		0- 1		4- 0	
1- 1	0- 0	0- 0		AWAY		0- 0		0- 1		1- 0	
2- 2	0- 0	0- 0		NEUTRAL		0- 0		1- 0		1- 2	
2- 12	0- 0	0- 0		CONFERENCE		0- 4		0- 0		2- 8	
2- 5	0- 0	0- 0		HOME		0- 2		0- 0		2- 3	
0- 7	0- 0	0- 0		AWAY		0- 2		0- 0		0- 5	
0- 0	0- 0	0- 0		NEUTRAL		0- 0		0- 0		0- 0	
RPI S	Opponent	Score	RPI S	Opponent	Score	RPI S	Opponent	Score	RPI S	Opponent	Score
						78 A Princeton	0	3	144 H Army West Point	0	3
						78 H Princeton	0	3	147 N Milwaukee	3	0
						99 A Yale	0	3	149 A West Virginia	0	3
						99 H Yale	2	3	161 A Sacred Heart	3	0
									165 A Columbia	0	3
									165 H Columbia	1	3
									201 A Cornell	0	3
									201 H Cornell	3	2
									202 A Harvard	1	3
									202 H Harvard	0	3
									215 A Penn	2	3
									215 H Penn	2	3
									228 H Bryant	3	1
									238 H Central Conn. St.	3	2
									244 N Winthrop	1	3
									260 A Brown	1	3
									260 H Brown	3	2
									273 N George Mason	3	0
									275 H Niagara	3	0
									281 H Hartford	3	0
									289 N Akron	1	3
LAST 10 GAMES											
						99 H Yale	2	3	78 H Princeton	0	3
						260 H Brown	3	2	202 A Harvard	1	3
						201 A Cornell	0	3	228 H Bryant	3	1
						165 A Columbia	0	3	165 H Columbia	1	3
						215 H Penn	2	3	201 H Cornell	3	2

Non-Div. I Games:

Dartmouth

Average RPI Win:	256	WON-LOST RECORD	WINNING PCT. RANK	LAST 10 GAMES	STRENGTH OF SCHEDULE	OPP. STRENGTH OF SCHEDULE	TEAM RPI	ADJ RPI	CONF. RPI	ADJ CONF. RPI	
DIV. I ONLY		15- 17	.46875 188	6- 4	277	277	240	.4463 244	24	24	
DIV. I NON-CONF.		9- 7	.5625 145	0- 0	294	280	230	.44806 232	27	27	
<hr/>											
TOTALS	RPI 1-25	RPI 26-50		W-L RECORDS		RPI 51-100		RPI 101-150		RPI 150+	
15- 17	0- 0	0- 0		OVERALL		0- 0		1- 6		14- 11	
5- 6	0- 0	0- 0		HOME		0- 0		0- 2		5- 4	
5- 8	0- 0	0- 0		AWAY		0- 0		1- 4		4- 4	
5- 3	0- 0	0- 0		NEUTRAL		0- 0		0- 0		5- 3	
9- 7	0- 0	0- 0		NON-CONFERENCE		0- 0		0- 3		9- 4	
3- 0	0- 0	0- 0		HOME		0- 0		0- 0		3- 0	
1- 4	0- 0	0- 0		AWAY		0- 0		0- 3		1- 1	
5- 3	0- 0	0- 0		NEUTRAL		0- 0		0- 0		5- 3	
6- 10	0- 0	0- 0		CONFERENCE		0- 0		1- 3		5- 7	
2- 6	0- 0	0- 0		HOME		0- 0		0- 2		2- 4	
4- 4	0- 0	0- 0		AWAY		0- 0		1- 1		3- 3	
0- 0	0- 0	0- 0		NEUTRAL		0- 0		0- 0		0- 0	
RPI S	Opponent	Score	RPI S	Opponent	Score	RPI S	Opponent	Score	RPI S	Opponent	Score
									104 A	UNCW	0 3
									108 A	South Carolina	0 3
									109 A	High Point	3 0
									109 H	High Point	0 3
									118 A	Radford	0 3
									118 H	Radford	0 3
									149 A	West Virginia	0 3
									170 A	Liberty	2 3
									170 H	Liberty	1 3
									176 A	Campbell	3 2
									176 H	Campbell	0 3
									195 A	UMBC	0 3
									216 N	Furman	3 2
									224 N	Jacksonville	1 3
									226 N	Clemson	2 3
									227 H	Ga. Southern	3 2
									239 N	Davidson	3 0
									243 N	Dartmouth	3 1
									255 N	Robert Morris	3 2
									258 A	UNC Asheville	1 3
									258 H	UNC Asheville	1 3
									264 H	Western Caro.	3 0
									284 A	Charleston So.	3 0
									284 H	Charleston So.	3 2
									287 A	Gardner-Webb	3 2
									287 H	Gardner-Webb	0 3
									289 N	Akron	0 3
			LAST 10 GAMES								
			258 H	UNC Asheville	1 3	176 A	Campbell	3 2			
			301 H	Presbyterian	3 1	284 H	Charleston So.	3 2			
			287 A	Gardner-Webb	3 2	118 H	Radford	0 3			
			284 A	Charleston So.	3 0	170 H	Liberty	1 3			
			109 A	High Point	3 0	301 A	Presbyterian	2 3			

Non-Div. I Games:

Winthrop

RPI	S	Opponent	Score	
301	A	Presbyterian	2	3
301	H	Presbyterian	3	1
313	N	Morgan St.	3	0
322	A	N.C. Central	3	0
322	H	N.C. Central	3	0

Winthrop

W
i
n
t
h
r
o
p

W
i
n
t
h
r
o
p

Average RPI Win:	253	WON-LOST RECORD	WINNING PCT. RANK	LAST 10 GAMES	STRENGTH OF SCHEDULE	OPP. STRENGTH OF SCHEDULE	TEAM RPI	ADJ RPI	CONF. RPI	ADJ CONF. RPI	
Average RPI Loss:	108										
DIV. I ONLY		5- 26	.16129 314	0- 10	78	125	246	.44603 245	6	6	
DIV. I NON-CONF.		5- 6	.45455 199	0- 0	170	268	202	.47452 202	9	10	
<hr/>											
TOTALS	RPI 1-25	RPI 26-50		W-L RECORDS	RPI 51-100		RPI 101-150		RPI 150+		
5- 26	0- 0	0- 6		OVERALL	0- 8		0- 5		5- 7		
3- 14	0- 0	0- 3		HOME	0- 4		0- 3		3- 4		
1- 10	0- 0	0- 3		AWAY	0- 3		0- 2		1- 2		
1- 2	0- 0	0- 0		NEUTRAL	0- 1		0- 0		1- 1		
<hr/>											
5- 6	0- 0	0- 0		NON-CONFERENCE	0- 2		0- 1		5- 3		
3- 4	0- 0	0- 0		HOME	0- 1		0- 1		3- 2		
1- 1	0- 0	0- 0		AWAY	0- 1		0- 0		1- 0		
1- 1	0- 0	0- 0		NEUTRAL	0- 0		0- 0		1- 1		
<hr/>											
0- 20	0- 0	0- 6		CONFERENCE	0- 6		0- 4		0- 4		
0- 10	0- 0	0- 3		HOME	0- 3		0- 2		0- 2		
0- 9	0- 0	0- 3		AWAY	0- 2		0- 2		0- 2		
0- 1	0- 0	0- 0		NEUTRAL	0- 1		0- 0		0- 0		
<hr/>											
RPI S	Opponent	Score	RPI S	Opponent	Score	RPI S	Opponent	Score	RPI S	Opponent	Score
			30 A	SMU	0 3	61 H	UCF	0 3	113 A	South Fla.	1 3
			30 H	SMU	0 3	61 N	UCF	0 3	113 H	South Fla.	0 3
			38 A	Cincinnati	0 3	65 A	Rice	0 3	124 A	UConn	0 3
			38 H	Cincinnati	0 3	76 A	Tulsa	0 3	124 H	UConn	1 3
			47 A	Temple	1 3	76 H	Tulsa	2 3	130 H	Idaho St.	1 3
			47 H	Temple	0 3	90 A	Tulane	0 3	171 A	Memphis	0 3
						90 H	Tulane	1 3	171 H	Memphis	2 3
						99 H	Yale	0 3	192 H	San Jose St.	2 3
									193 A	East Carolina	1 3
									193 H	East Carolina	0 3
									206 A	Houston Baptist	3 0
									206 H	Houston Baptist	0 3
									219 N	Weber St.	1 3
									220 H	Texas Southern	3 1
									268 H	Lamar University	3 2
									285 N	UL Lafayette	3 1
									286 H	La.-Monroe	3 2
<hr/>											
LAST 10 GAMES											
			61 H	UCF	0 3	90 A	Tulane	0 3			
			113 H	South Fla.	0 3	124 H	UConn	1 3			
			38 A	Cincinnati	0 3	47 H	Temple	0 3			
			193 A	East Carolina	1 3	76 A	Tulsa	0 3			
			171 H	Memphis	2 3	30 A	SMU	0 3			

Non-Div. I Games:

Houston

Average RPI Win: 278		WON-LOST	WINNING	LAST 10	STRENGTH OF		OPP. STRENGTH	TEAM	ADJ	CONF.	ADJ CONF.
Average RPI Loss: 157		RECORD	PCT. RANK	GAMES	SCHEDULE		OF SCHEDULE	RPI	RPI	RPI	RPI
DIV. I ONLY		12- 17	.41379	210	252		263	245	.44504	246	28
DIV. I NON-CONF.		4- 9	.30769	257	205		256	258	.42512	257	25
TOTALS		RPI 1-25	RPI 26-50		W-L RECORDS		RPI 51-100		RPI 101-150		RPI 150+
12- 17	0- 0	0- 0		OVERALL		0- 5		0- 3		12- 9	
6- 6	0- 0	0- 0		HOME		0- 1		0- 3		6- 2	
5- 5	0- 0	0- 0		AWAY		0- 2		0- 0		5- 3	
1- 6	0- 0	0- 0		NEUTRAL		0- 2		0- 0		1- 4	
4- 9	0- 0	0- 0		NON-CONFERENCE		0- 3		0- 2		4- 4	
2- 2	0- 0	0- 0		HOME		0- 0		0- 2		2- 0	
1- 1	0- 0	0- 0		AWAY		0- 1		0- 0		1- 0	
1- 6	0- 0	0- 0		NEUTRAL		0- 2		0- 0		1- 4	
8- 8	0- 0	0- 0		CONFERENCE		0- 2		0- 1		8- 5	
4- 4	0- 0	0- 0		HOME		0- 1		0- 1		4- 2	
4- 4	0- 0	0- 0		AWAY		0- 1		0- 0		4- 3	
0- 0	0- 0	0- 0		NEUTRAL		0- 0		0- 0		0- 0	
RPI S	Opponent	Score	RPI S	Opponent	Score	RPI S	Opponent	Score	RPI S	Opponent	Score
						53 N	Alabama	1 3	123 H	UTRGV	2 3
						60 A	A&M-Corpus Christi	0 3	128 H	Fresno St.	0 3
						60 H	A&M-Corpus Christi	1 3	135 H	Sam Houston St.	1 3
						76 A	Tulsa	1 3	169 A	SFA	0 3
						95 N	South Dakota	0 3	169 H	SFA	1 3
									187 N	North Texas	0 3
									206 A	Houston Baptist	2 3
									206 H	Houston Baptist	3 2
									209 N	Little Rock	2 3
									211 A	Central Ark.	3 1
									220 H	Texas Southern	3 0
									221 N	Oral Roberts	0 3
									241 H	Abilene Christian	2 3
									247 A	Northwestern St.	1 3
									268 A	Lamar University	3 2
									268 H	Lamar University	3 2
									282 H	McNeese	3 0
									286 N	La.-Monroe	0 3
									300 A	Southeastern La.	3 2
									306 A	Prairie View	3 1
									306 H	Prairie View	3 0
									316 H	Nicholls St.	3 1
									324 A	New Orleans	3 0
									332 N	Alcorn	3 0
LAST 10 GAMES											
						268 A	Lamar University	3 2	60 A	A&M-Corpus Christi	0 3
						206 A	Houston Baptist	2 3	123 H	UTRGV	2 3
						282 H	McNeese	3 0	324 A	New Orleans	3 0
						316 H	Nicholls St.	3 1	300 A	Southeastern La.	3 2
						60 H	A&M-Corpus Christi	1 3	206 H	Houston Baptist	3 2

Non-Div. I Games:

Incarnate Word

Average RPI Win: 279		WON-LOST	WINNING	LAST 10	STRENGTH OF		OPP. STRENGTH	TEAM	ADJ	CONF.	ADJ CONF.
Average RPI Loss: 152		RECORD	PCT. RANK	GAMES	SCHEDULE		OF SCHEDULE	RPI	RPI	RPI	RPI
DIV. I ONLY		12- 20	.375	234	228		255	248	.44054	247	28
DIV. I NON-CONF.		5- 10	.33333	244	155		213	223	.45419	223	25
TOTALS		RPI 1-25	RPI 26-50		W-L RECORDS		RPI 51-100		RPI 101-150		RPI 150+
12- 20	0- 0	0- 1		OVERALL		0- 5		0- 5		12- 9	
3- 6	0- 0	0- 0		HOME		0- 1		0- 1		3- 4	
7- 6	0- 0	0- 0		AWAY		0- 2		0- 2		7- 2	
2- 8	0- 0	0- 1		NEUTRAL		0- 2		0- 2		2- 3	
5- 10	0- 0	0- 1		NON-CONFERENCE		0- 4		0- 2		5- 3	
1- 0	0- 0	0- 0		HOME		0- 0		0- 0		1- 0	
2- 3	0- 0	0- 0		AWAY		0- 2		0- 1		2- 0	
2- 7	0- 0	0- 1		NEUTRAL		0- 2		0- 1		2- 3	
7- 10	0- 0	0- 0		CONFERENCE		0- 1		0- 3		7- 6	
2- 6	0- 0	0- 0		HOME		0- 1		0- 1		2- 4	
5- 3	0- 0	0- 0		AWAY		0- 0		0- 1		5- 2	
0- 1	0- 0	0- 0		NEUTRAL		0- 0		0- 1		0- 0	
RPI S	Opponent	Score	RPI S	Opponent	Score	RPI S	Opponent	Score	RPI S	Opponent	Score
			32 N	Boise St.	0 3	53 A	Alabama	1 3	103 N	Southern Miss.	0 3
						55 N	Arkansas St.	0 3	129 A	Samford	0 3
						60 H	A&M-Corpus Christi	0 3	135 A	Sam Houston St.	2 3
						66 N	North Carolina St.	0 3	135 H	Sam Houston St.	1 3
						76 A	Tulsa	1 3	135 N	Sam Houston St.	1 3
									169 A	SFA	0 3
									169 H	SFA	0 3
									206 A	Houston Baptist	1 3
									211 A	Central Ark.	3 0
									211 H	Central Ark.	2 3
									221 N	Oral Roberts	2 3
									240 N	Lehigh	3 1
									241 H	Abilene Christian	0 3
									246 H	Incarnate Word	3 1
									257 N	Louisiana Tech	1 3
									268 A	Lamar University	3 2
									277 A	UAB	3 0
									282 A	McNeese	3 0
									285 A	UL Lafayette	3 2
									286 H	La.-Monroe	3 1
									290 N	Tennessee Tech	0 3
									293 N	Southeast Mo. St.	3 1
									300 H	Southeastern La.	2 3
									316 A	Nicholls St.	3 1
									324 A	New Orleans	3 1
									324 H	New Orleans	3 0
			LAST 10 GAMES								
			135 N	Sam Houston St.	1 3	241 H	Abilene Christian	0 3			
			135 H	Sam Houston St.	1 3	169 A	SFA	0 3			
			169 H	SFA	0 3	135 A	Sam Houston St.	2 3			
			211 H	Central Ark.	2 3	300 H	Southeastern La.	2 3			
			324 A	New Orleans	3 1	324 H	New Orleans	3 0			

Non-Div. I Games:

Northwestern St.

Average RPI Win:	264	WON-LOST	WINNING	LAST 10	STRENGTH OF	OPP. STRENGTH	TEAM	ADJ	CONF.	ADJ CONF.		
Average RPI Loss:	148	RECORD	PCT. RANK	GAMES	SCHEDULE	OF SCHEDULE	RPI	RPI	RPI	RPI		
DIV. I ONLY	10- 18	.35714	245	2- 6	227	227	251	.44011	248	22	22	
DIV. I NON-CONF.	4- 7	.36364	233	0- 0	238	246	249	.43093	249	19	19	
<hr/>												
TOTALS	RPI 1-25	RPI 26-50		W-L RECORDS		RPI 51-100		RPI 101-150		RPI 150+		
10- 18	0- 0	0- 4		OVERALL		0- 3		0- 1		10- 10		
5- 6	0- 0	0- 1		HOME		0- 2		0- 0		5- 3		
2- 8	0- 0	0- 3		AWAY		0- 0		0- 0		2- 5		
3- 4	0- 0	0- 0		NEUTRAL		0- 1		0- 1		3- 2		
4- 7	0- 0	0- 2		NON-CONFERENCE		0- 0		0- 1		4- 4		
1- 1	0- 0	0- 0		HOME		0- 0		0- 0		1- 1		
0- 3	0- 0	0- 2		AWAY		0- 0		0- 0		0- 1		
3- 3	0- 0	0- 0		NEUTRAL		0- 0		0- 1		3- 2		
6- 11	0- 0	0- 2		CONFERENCE		0- 3		0- 0		6- 6		
4- 5	0- 0	0- 1		HOME		0- 2		0- 0		4- 2		
2- 5	0- 0	0- 1		AWAY		0- 0		0- 0		2- 4		
0- 1	0- 0	0- 0		NEUTRAL		0- 1		0- 0		0- 0		
RPI	S	Opponent	Score	RPI	S	Opponent	Score	RPI	S	Opponent	Score	
				35	A	Coastal Caro.	0 3	55	H	Arkansas St.	0 3	
				35	H	Coastal Caro.	0 3	55	N	Arkansas St.	0 3	
				49	A	Georgia Tech	0 3	82	H	Texas St.	2 3	
				50	A	James Madison	1 3					
										114	N Kennesaw St.	1 3
										164	H UT Arlington	3 2
										177	A Belmont	0 3
										188	N Georgia	0 3
										193	H East Carolina	1 3
										197	N Mercer	0 3
										198	A South Ala.	0 3
										198	H South Ala.	3 1
										209	H Little Rock	0 3
										227	A Ga. Southern	1 3
										227	H Ga. Southern	1 3
										230	N William & Mary	3 0
										256	N Holy Cross	3 0
										272	A Troy	3 1
										272	H Troy	3 2
										285	A UL Lafayette	0 3
										286	A La.-Monroe	1 3
										298	A Appalachian St.	3 2
										298	H Appalachian St.	3 2
										322	N N.C. Central	3 0
										333	H South Carolina St.	3 0
<hr/>												
LAST 10 GAMES												
				55	N	Arkansas St.	0 3	209	H	Little Rock	0 3	
				227	A	Ga. Southern	1 3	164	H	UT Arlington	3 2	
				35	A	Coastal Caro.	0 3	82	H	Texas St.	2 3	
				298	A	Appalachian St.	3 2	272	A	Troy	3 1	
				55	H	Arkansas St.	0 3	198	A	South Ala.	0 3	

Non-Div. I Games:

Georgia St.

P
r
o
v
i
d
e
n
c
e

Providence

Average RPI Win: 272		WON-LOST RECORD		WINNING PCT. RANK		LAST 10 GAMES		STRENGTH OF SCHEDULE		OPP. STRENGTH OF SCHEDULE		TEAM RPI		ADJ RPI		CONF. RPI		ADJ CONF. RPI	
DIV. I ONLY		8- 21		.27586 272		3- 7		161		226		252		.44002 250		23		23	
DIV. I NON-CONF.		4- 13		.23529 282		0- 2		109		197		232		.44826 231		23		23	
TOTALS		RPI 1-25		RPI 26-50		W-L RECORDS		RPI 51-100		RPI 101-150		RPI 150+							
8- 21		0- 0		0- 0		OVERALL		0- 5		0- 8		8- 8							
6- 5		0- 0		0- 0		HOME		0- 1		0- 3		6- 1							
1- 11		0- 0		0- 0		AWAY		0- 2		0- 3		1- 6							
1- 5		0- 0		0- 0		NEUTRAL		0- 2		0- 2		1- 1							
4- 13		0- 0		0- 0		NON-CONFERENCE		0- 5		0- 4		4- 4							
3- 2		0- 0		0- 0		HOME		0- 1		0- 1		3- 0							
0- 6		0- 0		0- 0		AWAY		0- 2		0- 1		0- 3							
1- 5		0- 0		0- 0		NEUTRAL		0- 2		0- 2		1- 1							
4- 8		0- 0		0- 0		CONFERENCE		0- 0		0- 4		4- 4							
3- 3		0- 0		0- 0		HOME		0- 0		0- 2		3- 1							
1- 5		0- 0		0- 0		AWAY		0- 0		0- 2		1- 3							
0- 0		0- 0		0- 0		NEUTRAL		0- 0		0- 0		0- 0							
RPI	S	Opponent		Score	RPI	S	Opponent		Score	RPI	S	Opponent		Score	RPI	S	Opponent		Score
							57	A	Hofstra	0 3			115	N	Auburn	0 3			
							61	A	UCF	0 3			119	H	Fairfield	2 3			
							67	N	Notre Dame	0 3			126	N	Santa Clara	0 3			
							83	N	San Diego St.	2 3			131	A	Albany (NY)	0 3			
							86	H	American	1 3			131	H	Albany (NY)	2 3			
													138	A	Rhode Island	0 3			
													139	A	New Hampshire	0 3			
													139	H	New Hampshire	1 3			
													155	A	Louisville	1 3			
													161	A	Sacred Heart	0 3			
													195	A	UMBC	2 3			
													195	H	UMBC	2 3			
													196	A	LIU Brooklyn	1 3			
													198	N	Kent St.	1 3			
													217	A	Binghamton	1 3			
													217	H	Binghamton	3 1			
													232	H	Fort Wayne	3 2			
													274	H	Fordham	3 2			
													280	A	UMass Lowell	3 0			
													280	H	UMass Lowell	3 1			
													281	A	Hartford	1 3			
													281	H	Hartford	3 1			
													296	N	Stetson	3 0			
													315	H	Iona	3 1			
LAST 10 GAMES																			
							196	A	LIU Brooklyn	1 3			131	A	Albany (NY)	0 3			
							280	H	UMass Lowell	3 1			139	H	New Hampshire	1 3			
							281	H	Hartford	3 1			195	H	UMBC	2 3			
							119	H	Fairfield	2 3			281	A	Hartford	1 3			
							217	A	Binghamton	1 3			280	A	UMass Lowell	3 0			

Non-Div. I Games:

Stony Brook

Average RPI Win:		207	WON-LOST RECORD		WINNING PCT. RANK		LAST 10 GAMES		STRENGTH OF SCHEDULE		OPP. STRENGTH OF SCHEDULE		TEAM RPI		ADJ RPI		CONF. RPI		ADJ CONF. RPI				
Average RPI Loss:		146																					
DIV. I ONLY			8- 21		.27586 272		1- 9		173		157		250		.43895 251		15		15				
DIV. I NON-CONF.			5- 8		.38462 225		0- 0		152		139		199		.47521 199		15		15				
TOTALS		RPI 1-25		RPI 26-50		W-L RECORDS		RPI 51-100		RPI 101-150		RPI 150+											
8- 21		0- 1		0- 2		OVERALL		0- 3		3- 5		5- 10											
3- 8		0- 0		0- 1		HOME		0- 1		1- 2		2- 4											
2- 11		0- 1		0- 1		AWAY		0- 1		1- 3		1- 5											
3- 2		0- 0		0- 0		NEUTRAL		0- 1		1- 0		2- 1											
5- 8		0- 1		0- 1		NON-CONFERENCE		0- 1		2- 2		3- 3											
2- 1		0- 0		0- 0		HOME		0- 0		1- 0		1- 1											
0- 5		0- 1		0- 1		AWAY		0- 0		0- 2		0- 1											
3- 2		0- 0		0- 0		NEUTRAL		0- 1		1- 0		2- 1											
3- 13		0- 0		0- 1		CONFERENCE		0- 2		1- 3		2- 7											
1- 7		0- 0		0- 1		HOME		0- 1		0- 2		1- 3											
2- 6		0- 0		0- 0		AWAY		0- 1		1- 1		1- 4											
0- 0		0- 0		0- 0		NEUTRAL		0- 0		0- 0		0- 0											
RPI	S	Opponent		Score		RPI	S	Opponent		Score		RPI	S	Opponent		Score							
13	A	Michigan		0 3		37	A	Cleveland St.		0 3		51	A	Northern Ill.		0 3		106	A	Col. of Charleston 1 3			
						40	H	Miami (OH)		1 3								115	H	Auburn 3 1			
																		117	H	Bowling Green 0 3			
																		133	A	Ohio 2 3			
																		141	A	Maryland 0 3			
																		145	A	Toledo 3 2			
																		145	H	Toledo 0 3			
																		148	N	VCU 3 1			
																		161	N	Sacred Heart 3 1			
																		172	H	Colgate 0 3			
																		189	A	Western Mich. 1 3			
																		189	H	Western Mich. 3 1			
																		191	N	Wright St. 0 3			
																		198	H	Kent St. 1 3			
																		210	A	Ball St. 2 3			
																		210	H	Ball St. 1 3			
																		218	A	Central Mich. 2 3			
																		218	H	Central Mich. 2 3			
																		232	A	Fort Wayne 0 3			
																		284	H	Charleston So. 3 1			
																		289	A	Akron 3 0			
																		307	A	Buffalo 2 3			
																		328	N	Delaware St. 3 0			
						LAST 10 GAMES																	
						198	H	Kent St.		1 3		210	H	Ball St.		1 3							
						218	H	Central Mich.		2 3		307	A	Buffalo		2 3							
						189	A	Western Mich.		1 3		289	A	Akron		3 0							
						51	A	Northern Ill.		0 3		40	H	Miami (OH)		1 3							
						145	H	Toledo		0 3		117	H	Bowling Green		0 3							

Non-Div. I Games:

Eastern Mich.

Average RPI Win:	287	WON-LOST	WINNING	LAST 10	STRENGTH OF	OPP. STRENGTH	TEAM	ADJ	CONF.	ADJ CONF.										
Average RPI Loss:	241	RECORD	PCT. RANK	GAMES	SCHEDULE	OF SCHEDULE	RPI	RPI	RPI	RPI										
DIV. I ONLY	21- 13	.61765	102	4- 6	327	318	247	.43771	252	30	30									
DIV. I NON-CONF.	8- 5	.61538	118	0- 0	330	322	270	.41099	273	31	31									
<hr/>																				
TOTALS	RPI 1-25	RPI 26-50		W-L RECORDS		RPI 51-100		RPI 101-150		RPI 150+										
21- 13	0- 0	0- 0		OVERALL		0- 0		0- 3		21- 10										
9- 3	0- 0	0- 0		HOME		0- 0		0- 1		9- 2										
5- 9	0- 0	0- 0		AWAY		0- 0		0- 2		5- 7										
7- 1	0- 0	0- 0		NEUTRAL		0- 0		0- 0		7- 1										
<hr/>																				
8- 5	0- 0	0- 0		NON-CONFERENCE		0- 0		0- 0		8- 5										
2- 1	0- 0	0- 0		HOME		0- 0		0- 0		2- 1										
1- 3	0- 0	0- 0		AWAY		0- 0		0- 0		1- 3										
5- 1	0- 0	0- 0		NEUTRAL		0- 0		0- 0		5- 1										
<hr/>																				
13- 8	0- 0	0- 0		CONFERENCE		0- 0		0- 3		13- 5										
7- 2	0- 0	0- 0		HOME		0- 0		0- 1		7- 1										
4- 6	0- 0	0- 0		AWAY		0- 0		0- 2		4- 4										
2- 0	0- 0	0- 0		NEUTRAL		0- 0		0- 0		2- 0										
<hr/>																				
RPI S	Opponent	Score	RPI S	Opponent	Score	RPI S	Opponent	Score	RPI S	Opponent	Score									
									119 A	Fairfield	0	3								
									119 A	Fairfield	1	3								
									119 H	Fairfield	0	3								
									225 A	Marist	0	3								
									225 H	Marist	3	2								
									225 N	Marist	3	1								
									228 H	Bryant	3	0								
									249 A	Providence	3	2								
									256 N	Holy Cross	1	3								
									261 A	La Salle	0	3								
									261 N	La Salle	3	2								
									269 A	Rider	3	2								
									269 H	Rider	3	1								
									271 A	Siena	3	0								
									271 H	Siena	3	1								
									274 A	Fordham	0	3								
									275 A	Niagara	1	3								
									275 H	Niagara	2	3								
									275 N	Niagara	3	2								
									280 H	UMass Lowell	0	3								
									299 A	Manhattan	2	3								
									LAST 10 GAMES						299 H	Manhattan	3	0		
									119 A	Fairfield	0	3	275 A	Niagara	1	3	304 N	NJIT	3	0
									225 N	Marist	3	1	269 H	Rider	3	1	304 N	NJIT	3	1
									275 N	Niagara	3	2	331 H	Saint Peter's	3	0	308 A	St. Francis Brooklyn	2	3
119 A	Fairfield	1	3	225 A	Marist	0	3	313 N	Morgan St.	3	1									
317 A	Canisius	2	3	299 A	Manhattan	2	3	315 A	Iona	3	1									

Non-Div. I Games:

Quinnipiac

RPI	S	Opponent	Score	
315	H	Iona	3	0
317	A	Canisius	2	3
317	H	Canisius	3	0
321	N	Saint Francis (PA)	3	1
327	H	Fairleigh Dickinson	3	1
331	A	Saint Peter's	3	0
331	H	Saint Peter's	3	0

Quinnipiac

Q
u
i
n
n
i
p
i
a
c

Q
u
i
n
n
i
p
i
a
c

Average RPI Win: 264		WON-LOST	WINNING	LAST 10	STRENGTH OF		OPP. STRENGTH	TEAM	ADJ	CONF.	ADJ CONF.	
Average RPI Loss: 120		RECORD	PCT. RANK	GAMES	SCHEDULE		OF SCHEDULE	RPI	RPI	RPI	RPI	
DIV. I ONLY		10- 21	.32258	253	222		146	253	.43728	253	7	7
DIV. I NON-CONF.		9- 4	.69231	74	321		302	225	.44939	229	7	7
<hr/>												
TOTALS		RPI 1-25	RPI 26-50		W-L RECORDS		RPI 51-100		RPI 101-150		RPI 150+	
10- 21	0- 0	0- 5		OVERALL		0- 5		1- 6		9- 5		
4- 11	0- 0	0- 2		HOME		0- 3		1- 3		3- 3		
2- 9	0- 0	0- 3		AWAY		0- 2		0- 3		2- 1		
4- 1	0- 0	0- 0		NEUTRAL		0- 0		0- 0		4- 1		
<hr/>												
9- 4	0- 0	0- 0		NON-CONFERENCE		0- 0		0- 1		9- 3		
3- 3	0- 0	0- 0		HOME		0- 0		0- 1		3- 2		
2- 0	0- 0	0- 0		AWAY		0- 0		0- 0		2- 0		
4- 1	0- 0	0- 0		NEUTRAL		0- 0		0- 0		4- 1		
<hr/>												
1- 17	0- 0	0- 5		CONFERENCE		0- 5		1- 5		0- 2		
1- 8	0- 0	0- 2		HOME		0- 3		1- 2		0- 1		
0- 9	0- 0	0- 3		AWAY		0- 2		0- 3		0- 1		
0- 0	0- 0	0- 0		NEUTRAL		0- 0		0- 0		0- 0		
<hr/>												
RPI S	Opponent	Score	RPI S	Opponent	Score	RPI S	Opponent	Score	RPI S	Opponent	Score	
			32 A	Boise St.	0 3	74 H	Wyoming	0 3	128 A	Fresno St.	2 3	
			32 H	Boise St.	0 3	83 A	San Diego St.	1 3	128 H	Fresno St.	3 0	
			33 A	UNLV	0 3	83 H	San Diego St.	0 3	132 A	New Mexico	0 3	
			33 H	UNLV	0 3	85 A	Nevada	0 3	132 H	New Mexico	0 3	
			46 A	Colorado St.	0 3	85 H	Nevada	1 3	137 A	Utah St.	0 3	
									137 H	Utah St.	1 3	
									142 H	Northern Colo.	0 3	
									172 N	Colgate	3 2	
									192 A	San Jose St.	0 3	
									192 H	San Jose St.	2 3	
									219 N	Weber St.	0 3	
									233 H	Georgetown	0 3	
									259 H	Montana St.	3 2	
									285 A	UL Lafayette	3 2	
									288 A	Cal St. Fullerton	3 1	
									291 H	Jacksonville St.	3 2	
									292 H	Southern Utah	3 1	
									294 H	Grand Canyon	2 3	
									302 N	The Citadel	3 1	
									305 N	Alabama A&M	3 1	
									316 N	Nicholls St.	3 1	
<hr/>												
			LAST 10 GAMES									
			32 A	Boise St.	0 3	137 A	Utah St.	0 3				
			46 A	Colorado St.	0 3	85 A	Nevada	0 3				
			74 H	Wyoming	0 3	83 A	San Diego St.	1 3				
			128 H	Fresno St.	3 0	132 H	New Mexico	0 3				
			192 H	San Jose St.	2 3	33 H	UNLV	0 3				

Non-Div. I Games:

Air Force

Average RPI Win: 272		WON-LOST	WINNING	LAST 10	STRENGTH OF		OPP. STRENGTH	TEAM	ADJ	CONF.	ADJ CONF.
Average RPI Loss: 118		RECORD	PCT. RANK	GAMES	SCHEDULE		OF SCHEDULE	RPI	RPI	RPI	RPI
DIV. I ONLY		5- 26	.16129	314	1- 9		102	154	255	.43458	254
DIV. I NON-CONF.		4- 9	.30769	257	0- 0		90	244	201	.47344	203
TOTALS		RPI 1-25	RPI 26-50		W-L RECORDS		RPI 51-100		RPI 101-150		RPI 150+
5- 26	0- 2	0- 5		OVERALL		0- 4		0- 7		5- 8	
3- 10	0- 1	0- 3		HOME		0- 1		0- 2		3- 3	
0- 12	0- 1	0- 2		AWAY		0- 2		0- 2		0- 5	
2- 4	0- 0	0- 0		NEUTRAL		0- 1		0- 3		2- 0	
4- 9	0- 0	0- 1		NON-CONFERENCE		0- 2		0- 5		4- 1	
2- 2	0- 0	0- 1		HOME		0- 0		0- 1		2- 0	
0- 3	0- 0	0- 0		AWAY		0- 1		0- 1		0- 1	
2- 4	0- 0	0- 0		NEUTRAL		0- 1		0- 3		2- 0	
1- 17	0- 2	0- 4		CONFERENCE		0- 2		0- 2		1- 7	
1- 8	0- 1	0- 2		HOME		0- 1		0- 1		1- 3	
0- 9	0- 1	0- 2		AWAY		0- 1		0- 1		0- 4	
0- 0	0- 0	0- 0		NEUTRAL		0- 0		0- 0		0- 0	
RPI S Opponent	Score	RPI S Opponent	Score	RPI S Opponent	Score	RPI S Opponent	Score	RPI S Opponent	Score	RPI S Opponent	Score
21 A Wichita St.	0 3	28 H Dayton	0 3	68 A Indiana	0 3	101 A SIUE	0 3	107 N Northern Ky.	0 3	111 N Marshall	0 3
21 H Wichita St.	0 3	44 A Missouri St.	0 3	69 A Southern Ill.	0 3	114 N Kennesaw St.	0 3	127 A Illinois St.	0 3	127 H Illinois St.	0 3
		44 H Missouri St.	0 3	69 H Southern Ill.	2 3	127 H Austin Peay	0 3	136 H Loyola Chicago	0 3	162 A Loyola Chicago	2 3
		45 A UNI	0 3	75 N Green Bay	0 3	162 H Loyola Chicago	2 3	185 A Drake	1 3	185 H Drake	2 3
		45 H UNI	0 3			185 H Kent St.	3 2	198 H Indiana St.	0 3	229 A Indiana St.	2 3
						229 H Indiana St.	0 3	266 A Bradley	3 2	266 H Bradley	2 3
						286 N La.-Monroe	3 2	291 A Jacksonville St.	2 3	293 H Southeast Mo. St.	3 2
						316 N Nicholls St.	3 1				
		LAST 10 GAMES									
21 H Wichita St.	0 3	162 H Loyola Chicago	2 3	266 H Bradley	3 2	185 A Drake	1 3	45 A UNI	0 3	69 A Southern Ill.	0 3
44 H Missouri St.	0 3										
69 H Southern Ill.	2 3										
127 A Illinois St.	0 3										
229 A Indiana St.	0 3										

Non-Div. I Games:

Evansville

Average RPI Win:		294	WON-LOST RECORD		WINNING PCT. RANK		LAST 10 GAMES		STRENGTH OF SCHEDULE		OPP. STRENGTH OF SCHEDULE		TEAM RPI		ADJ RPI		CONF. RPI		ADJ CONF. RPI			
Average RPI Loss:		190																				
DIV. I ONLY			14- 16		.46667 191		6- 4		300		298		257		.4337 255		29		29			
DIV. I NON-CONF.			6- 10		.375 231		0- 1		274		282		271		.41348 270		29		29			
TOTALS		RPI 1-25		RPI 26-50		W-L RECORDS		RPI 51-100		RPI 101-150		RPI 150+										
14- 16		0- 1		0- 1		OVERALL		0- 0		0- 1		14- 13										
7- 5		0- 0		0- 0		HOME		0- 0		0- 1		7- 4										
6- 6		0- 0		0- 1		AWAY		0- 0		0- 0		6- 5										
1- 5		0- 1		0- 0		NEUTRAL		0- 0		0- 0		1- 4										
6- 10		0- 1		0- 1		NON-CONFERENCE		0- 0		0- 1		6- 7										
3- 2		0- 0		0- 0		HOME		0- 0		0- 1		3- 1										
2- 3		0- 0		0- 1		AWAY		0- 0		0- 0		2- 2										
1- 5		0- 1		0- 0		NEUTRAL		0- 0		0- 0		1- 4										
8- 6		0- 0		0- 0		CONFERENCE		0- 0		0- 0		8- 6										
4- 3		0- 0		0- 0		HOME		0- 0		0- 0		4- 3										
4- 3		0- 0		0- 0		AWAY		0- 0		0- 0		4- 3										
0- 0		0- 0		0- 0		NEUTRAL		0- 0		0- 0		0- 0										
RPI S	Opponent		Score		RPI S	Opponent		Score		RPI S	Opponent		Score		RPI S	Opponent		Score				
14 N	Western Ky.		0 3		39 A	Pittsburgh		0 3						149 H	West Virginia		0 3					
												161 A	Sacred Heart		0 3							
												161 H	Sacred Heart		1 3							
												175 A	Duquesne		0 3							
												195 A	UMBC		3 2							
												196 A	LIU Brooklyn		1 3							
												196 H	LIU Brooklyn		3 0							
												198 A	Kent St.		0 3							
												214 H	Youngstown St.		1 3							
												228 A	Bryant		2 3							
												228 H	Bryant		1 3							
												238 A	Central Conn. St.		3 1							
												238 H	Central Conn. St.		2 3							
												240 N	Lehigh		1 3							
												244 N	Winthrop		2 3							
												270 N	Morehead St.		1 3							
												287 N	Gardner-Webb		1 3							
												302 A	The Citadel		3 2							
												307 H	Buffalo		3 0							
												308 A	St. Francis Brooklyn		3 1							
												308 H	St. Francis Brooklyn		3 1							
												313 N	Morgan St.		3 0							
												319 H	Bucknell		3 2							
												321 A	Saint Francis (PA)		3 2							
												321 H	Saint Francis (PA)		3 0							
												327 A	Fairleigh Dickinson		3 0							
												327 H	Fairleigh Dickinson		3 0							

RPI	S	Opponent	Score	
329	H	Coppin St.	3	1

Robert Morris

R
o
b
e
r
t
M
o
r
r
i
s

R
o
b
e
r
t
M
o
r
r
i
s

Average RPI Win:	292	WON-LOST RECORD	WINNING PCT. RANK	LAST 10 GAMES	STRENGTH OF SCHEDULE	OPP. STRENGTH OF SCHEDULE	TEAM RPI	ADJ RPI	CONF. RPI	ADJ CONF. RPI		
Average RPI Loss:	174											
DIV. I ONLY		10- 19	.34483	248	5- 5	220	287	258	.43214	256	27	27
DIV. I NON-CONF.		4- 9	.30769	257	0- 0	174	286	246	.43373	246	28	28
<hr/>												
TOTALS	RPI 1-25	RPI 26-50		W-L RECORDS		RPI 51-100		RPI 101-150		RPI 150+		
10- 19	0- 0	0- 1		OVERALL		0- 2		0- 5		10- 11		
4- 8	0- 0	0- 0		HOME		0- 1		0- 2		4- 5		
3- 8	0- 0	0- 1		AWAY		0- 1		0- 2		3- 4		
3- 3	0- 0	0- 0		NEUTRAL		0- 0		0- 1		3- 2		
4- 9	0- 0	0- 1		NON-CONFERENCE		0- 0		0- 3		4- 5		
1- 3	0- 0	0- 0		HOME		0- 0		0- 1		1- 2		
0- 3	0- 0	0- 1		AWAY		0- 0		0- 1		0- 1		
3- 3	0- 0	0- 0		NEUTRAL		0- 0		0- 1		3- 2		
6- 10	0- 0	0- 0		CONFERENCE		0- 2		0- 2		6- 6		
3- 5	0- 0	0- 0		HOME		0- 1		0- 1		3- 3		
3- 5	0- 0	0- 0		AWAY		0- 1		0- 1		3- 3		
0- 0	0- 0	0- 0		NEUTRAL		0- 0		0- 0		0- 0		
RPI	S	Opponent	Score	RPI	S	Opponent	Score	RPI	S	Opponent	Score	
				50	A	James Madison	0 3	86	A	American	0 3	
								86	H	American	0 3	
								119	H	Fairfield	0 3	
								130	N	Idaho St.	1 3	
								139	A	New Hampshire	0 3	
								144	A	Army West Point	1 3	
								144	H	Army West Point	0 3	
								161	N	Sacred Heart	1 3	
								172	A	Colgate	0 3	
								172	H	Colgate	0 3	
								180	A	Navy	2 3	
								180	H	Navy	1 3	
								228	H	Bryant	0 3	
								240	A	Lehigh	0 3	
								240	H	Lehigh	3 0	
								248	N	Georgia St.	0 3	
								249	A	Providence	0 3	
								252	N	Quinnipiac	3 1	
								260	H	Brown	3 2	
								261	N	La Salle	3 0	
								280	H	UMass Lowell	0 3	
								303	A	Loyola Maryland	3 1	
								303	H	Loyola Maryland	1 3	
				LAST 10 GAMES				319	A	Bucknell	3 0	
				240	H	Lehigh	3 0	86	A	American	0 3	
				319	H	Bucknell	3 0	172	A	Colgate	0 3	
				323	H	Lafayette	3 1	144	A	Army West Point	1 3	
				180	H	Navy	1 3	319	A	Bucknell	3 0	
				303	A	Loyola Maryland	3 1	240	A	Lehigh	0 3	
								319	H	Bucknell	3 0	
								322	N	N.C. Central	3 0	
								323	A	Lafayette	3 1	
								323	H	Lafayette	3 1	

[illegible]

Non-Div. I Games:

Louisiana Tech

Average RPI Win:	272	WON-LOST RECORD	WINNING PCT. RANK	LAST 10 GAMES	STRENGTH OF SCHEDULE	OPP. STRENGTH OF SCHEDULE	TEAM RPI	ADJ RPI	CONF. RPI	ADJ CONF. RPI		
DIV. I ONLY		11- 16	.40741	211	4- 6	270	282	256	.43157	258	24	24
DIV. I NON-CONF.		5- 5	.5	169	0- 0	322	298	279	.4008	281	27	27
<hr/>												
TOTALS	RPI 1-25	RPI 26-50		W-L RECORDS		RPI 51-100		RPI 101-150		RPI 150+		
11- 16	0- 0	0- 0		OVERALL		0- 1		1- 4		10- 11		
8- 4	0- 0	0- 0		HOME		0- 0		1- 1		7- 3		
2- 8	0- 0	0- 0		AWAY		0- 1		0- 2		2- 5		
1- 4	0- 0	0- 0		NEUTRAL		0- 0		0- 1		1- 3		
<hr/>												
5- 5	0- 0	0- 0		NON-CONFERENCE		0- 1		0- 0		5- 4		
4- 0	0- 0	0- 0		HOME		0- 0		0- 0		4- 0		
0- 2	0- 0	0- 0		AWAY		0- 1		0- 0		0- 1		
1- 3	0- 0	0- 0		NEUTRAL		0- 0		0- 0		1- 3		
<hr/>												
6- 11	0- 0	0- 0		CONFERENCE		0- 0		1- 4		5- 7		
4- 4	0- 0	0- 0		HOME		0- 0		1- 1		3- 3		
2- 6	0- 0	0- 0		AWAY		0- 0		0- 2		2- 4		
0- 1	0- 0	0- 0		NEUTRAL		0- 0		0- 1		0- 0		
<hr/>												
RPI	S	Opponent	Score	RPI	S	Opponent	Score	RPI	S	Opponent	Score	
				61 A UCF 0 3				109 A High Point 0 3				
								109 H High Point 3 0				
								109 N High Point 1 3				
								118 A Radford 2 3				
								118 H Radford 1 3				
								170 A Liberty 0 3				
								170 H Liberty 2 3				
								176 A Campbell 0 3				
								176 H Campbell 1 3				
								188 A Georgia 1 3				
								211 N Central Ark. 1 3				
								218 N Central Mich. 0 3				
								244 A Winthrop 3 1				
								244 H Winthrop 3 1				
								262 N San Francisco 1 3				
								264 H Western Caro. 3 0				
								284 A Charleston So. 1 3				
								284 H Charleston So. 1 3				
								287 A Gardner-Webb 3 2				
								287 H Gardner-Webb 3 2				
								296 H Stetson 3 2				
								301 A Presbyterian 2 3				
								301 H Presbyterian 3 2				
								305 H Alabama A&M 3 0				
								322 H N.C. Central 3 0				
								330 N Savannah St. 3 0				

Non-Div. I Games: Montreat 3 0

UNC Asheville

Average RPI Win:		274	WON-LOST RECORD		WINNING PCT. RANK		LAST 10 GAMES		STRENGTH OF SCHEDULE		OPP. STRENGTH OF SCHEDULE		TEAM RPI		ADJ RPI		CONF. RPI		ADJ CONF. RPI			
Average RPI Loss:		135																				
DIV. I ONLY			5- 20		.2 304		1- 9		148		187		260		.4295 259		19		19			
DIV. I NON-CONF.			2- 7		.22222 284		0- 0		81		122		210		.46856 210		17		17			
TOTALS		RPI 1-25		RPI 26-50		W-L RECORDS		RPI 51-100		RPI 101-150		RPI 150+										
5- 20		0- 2		0- 0		OVERALL		0- 5		0- 7		5- 6										
2- 7		0- 1		0- 0		HOME		0- 1		0- 3		2- 2										
1- 10		0- 1		0- 0		AWAY		0- 2		0- 3		1- 4										
2- 3		0- 0		0- 0		NEUTRAL		0- 2		0- 1		2- 0										
2- 7		0- 2		0- 0		NON-CONFERENCE		0- 2		0- 2		2- 1										
0- 1		0- 1		0- 0		HOME		0- 0		0- 0		0- 0										
0- 3		0- 1		0- 0		AWAY		0- 0		0- 1		0- 1										
2- 3		0- 0		0- 0		NEUTRAL		0- 2		0- 1		2- 0										
3- 13		0- 0		0- 0		CONFERENCE		0- 3		0- 5		3- 5										
2- 6		0- 0		0- 0		HOME		0- 1		0- 3		2- 2										
1- 7		0- 0		0- 0		AWAY		0- 2		0- 2		1- 3										
0- 0		0- 0		0- 0		NEUTRAL		0- 0		0- 0		0- 0										
RPI	S	Opponent		Score		RPI	S	Opponent		Score		RPI	S	Opponent		Score						
3	A	Nebraska		0	3							62	N	Loyola Marymount		0	3	110	A	Denver	0	3
17	H	Creighton		0	3							80	N	Gonzaga		0	3	112	H	Sacramento St.	1	3
												92	A	Northern Ariz.		0	3	130	H	Idaho St.	1	3
												98	A	North Dakota		0	3	137	N	Utah St.	0	3
												98	H	North Dakota		0	3	142	A	Northern Colo.	0	3
																		142	H	Northern Colo.	1	3
																		146	A	Portland St.	0	3
																		200	A	Eastern Wash.	1	3
																		200	H	Eastern Wash.	1	3
																		204	A	Idaho	2	3
																		204	H	Idaho	1	3
																		219	H	Weber St.	3	2
																		253	A	Air Force	2	3
																		276	A	Montana	0	3
																		276	H	Montana	3	1
																		291	N	Jacksonville St.	3	1
																		292	A	Southern Utah	3	0
																		294	N	Grand Canyon	3	2
LAST 10 GAMES																						
204 A Idaho						2	3	142 H Northern Colo.						1	3							
200 A Eastern Wash.						1	3	292 A Southern Utah						3	0							
276 A Montana						0	3	92 A Northern Ariz.						0	3							
112 H Sacramento St.						1	3	142 A Northern Colo.						0	3							
98 H North Dakota						0	3	98 A North Dakota						0	3							

Non-Div. I Games:

Montana St.

Average RPI Win: 225		WON-LOST RECORD	WINNING PCT. RANK	LAST 10 GAMES	STRENGTH OF SCHEDULE	OPP. STRENGTH OF SCHEDULE	TEAM RPI	ADJ RPI	CONF. RPI	ADJ CONF. RPI	
Average RPI Loss: 168											
DIV. I ONLY		5- 19	.20833 303	2- 8	137	249	261	.42857 260	17	18	
DIV. I NON-CONF.		2- 8	.2 289	0- 0	151	274	264	.41817 264	21	21	
<hr/>											
TOTALS		RPI 1-25	RPI 26-50		W-L RECORDS		RPI 51-100		RPI 101-150		RPI 150+
5- 19		0- 0	0- 0		OVERALL		0- 6		0- 1		5- 12
4- 8		0- 0	0- 0		HOME		0- 3		0- 0		4- 5
1- 8		0- 0	0- 0		AWAY		0- 2		0- 0		1- 6
0- 3		0- 0	0- 0		NEUTRAL		0- 1		0- 1		0- 1
2- 8		0- 0	0- 0		NON-CONFERENCE		0- 2		0- 1		2- 5
2- 3		0- 0	0- 0		HOME		0- 1		0- 0		2- 2
0- 2		0- 0	0- 0		AWAY		0- 0		0- 0		0- 2
0- 3		0- 0	0- 0		NEUTRAL		0- 1		0- 1		0- 1
3- 11		0- 0	0- 0		CONFERENCE		0- 4		0- 0		3- 7
2- 5		0- 0	0- 0		HOME		0- 2		0- 0		2- 3
1- 6		0- 0	0- 0		AWAY		0- 2		0- 0		1- 4
0- 0		0- 0	0- 0		NEUTRAL		0- 0		0- 0		0- 0
RPI S	Opponent	Score	RPI S	Opponent	Score	RPI S	Opponent	Score	RPI S	Opponent	Score
						78 A Princeton	0 3		119 N Fairfield	0 3	
						78 H Princeton	0 3		165 A Columbia	0 3	
						79 H New Mexico St.	0 3		165 H Columbia	0 3	
						93 N UC Santa Barbara	0 3		174 N St. John's (NY)	0 3	
						99 A Yale	1 3		201 A Cornell	3 2	
						99 H Yale	0 3		201 H Cornell	1 3	
									202 A Harvard	2 3	
									202 H Harvard	1 3	
									215 A Penn	0 3	
									215 H Penn	3 1	
									217 H Binghamton	1 3	
									228 H Bryant	3 1	
									238 H Central Conn. St.	3 2	
									243 A Dartmouth	2 3	
									243 H Dartmouth	3 1	
									249 H Providence	2 3	
									256 A Holy Cross	2 3	
									262 A San Francisco	1 3	
			LAST 10 GAMES								
			202 A Harvard	2 3		165 H Columbia	0 3				
			243 A Dartmouth	2 3		99 A Yale	1 3				
			78 H Princeton	0 3		215 A Penn	0 3				
			215 H Penn	3 1		78 A Princeton	0 3				
			201 H Cornell	1 3		243 H Dartmouth	3 1				

Non-Div. I Games:

Brown

Average RPI Win: 293		WON-LOST RECORD		WINNING PCT. RANK		LAST 10 GAMES		STRENGTH OF SCHEDULE		OPP. STRENGTH OF SCHEDULE		TEAM RPI		ADJ RPI		CONF. RPI		ADJ CONF. RPI	
DIV. I ONLY		10- 20		.33333 250		2- 8		250		264		265		.42631 261		18		17	
DIV. I NON-CONF.		9- 7		.5625 145		1- 0		298		305		239		.44108 239		20		20	
TOTALS		RPI 1-25		RPI 26-50		W-L RECORDS		RPI 51-100		RPI 101-150		RPI 150+							
10- 20		0- 0		0- 3		OVERALL		0- 3		0- 3		10- 11							
5- 8		0- 0		0- 2		HOME		0- 2		0- 2		5- 2							
3- 10		0- 0		0- 1		AWAY		0- 1		0- 1		3- 7							
2- 2		0- 0		0- 0		NEUTRAL		0- 0		0- 0		2- 2							
9- 7		0- 0		0- 1		NON-CONFERENCE		0- 1		0- 0		9- 5							
4- 2		0- 0		0- 1		HOME		0- 1		0- 0		4- 0							
3- 3		0- 0		0- 0		AWAY		0- 0		0- 0		3- 3							
2- 2		0- 0		0- 0		NEUTRAL		0- 0		0- 0		2- 2							
1- 13		0- 0		0- 2		CONFERENCE		0- 2		0- 3		1- 6							
1- 6		0- 0		0- 1		HOME		0- 1		0- 2		1- 2							
0- 7		0- 0		0- 1		AWAY		0- 1		0- 1		0- 4							
0- 0		0- 0		0- 0		NEUTRAL		0- 0		0- 0		0- 0							
RPI	S	Opponent		Score		RPI	S	Opponent		Score		RPI	S	Opponent		Score			
				28	A	Dayton	0	3	72	H	Villanova	1	3	138	A	Rhode Island	0	3	
				28	H	Dayton	0	3	77	A	Saint Louis	0	3	138	H	Rhode Island	0	3	
				47	H	Temple	1	3	77	H	Saint Louis	0	3	148	H	VCU	0	3	
														174	A	St. John's (NY)	0	3	
														175	A	Duquesne	0	3	
														175	H	Duquesne	2	3	
														215	A	Penn	0	3	
														217	N	Binghamton	3	0	
														231	A	George Washington	0	3	
														239	H	Davidson	2	3	
														249	A	Providence	1	3	
														252	H	Quinnipiac	3	0	
														252	N	Quinnipiac	2	3	
														256	N	Holy Cross	0	3	
														273	A	George Mason	2	3	
														274	A	Fordham	1	3	
														274	H	Fordham	3	2	
														275	N	Niagara	3	1	
														304	H	NJIT	3	0	
														313	H	Morgan St.	3	0	
														321	H	Saint Francis (PA)	3	1	
														323	A	Lafayette	3	0	
														327	A	Fairleigh Dickinson	3	2	
														328	A	Delaware St.	3	0	
LAST 10 GAMES																			
				175	A	Duquesne	0	3	77	A	Saint Louis	0	3						
				28	H	Dayton	0	3	28	A	Dayton	0	3						
				77	H	Saint Louis	0	3	328	A	Delaware St.	3	0						
				273	A	George Mason	2	3	274	H	Fordham	3	2						
				231	A	George Washington	0	3	138	H	Rhode Island	0	3						

Non-Div. I Games:

La Salle

Average RPI Win:		253	WON-LOST RECORD		WINNING PCT. RANK		LAST 10 GAMES		STRENGTH OF SCHEDULE		OPP. STRENGTH OF SCHEDULE		TEAM RPI		ADJ RPI		CONF. RPI		ADJ CONF. RPI	
DIV. I ONLY			4- 27		.12903 323		0- 10		127		96		267		.42588 262		5		5	
DIV. I NON-CONF.			4- 9		.30769 257		0- 0		210		216		254		.42854 253		5		5	
TOTALS		RPI 1-25		RPI 26-50		W-L RECORDS		RPI 51-100		RPI 101-150		RPI 150+								
4- 27		0- 4		0- 0		OVERALL		0- 14		0- 2		4- 7								
2- 14		0- 2		0- 0		HOME		0- 8		0- 1		2- 3								
0- 10		0- 2		0- 0		AWAY		0- 5		0- 1		0- 2								
2- 3		0- 0		0- 0		NEUTRAL		0- 1		0- 0		2- 2								
4- 9		0- 0		0- 0		NON-CONFERENCE		0- 4		0- 0		4- 5								
2- 5		0- 0		0- 0		HOME		0- 3		0- 0		2- 2								
0- 1		0- 0		0- 0		AWAY		0- 0		0- 0		0- 1								
2- 3		0- 0		0- 0		NEUTRAL		0- 1		0- 0		2- 2								
0- 18		0- 4		0- 0		CONFERENCE		0- 10		0- 2		0- 2								
0- 9		0- 2		0- 0		HOME		0- 5		0- 1		0- 1								
0- 9		0- 2		0- 0		AWAY		0- 5		0- 1		0- 1								
0- 0		0- 0		0- 0		NEUTRAL		0- 0		0- 0		0- 0								
RPI	S	Opponent		Score		RPI	S	Opponent		Score		RPI	S	Opponent		Score				
7	A	BYU		0 3								126	A	Santa Clara		0 3				
7	H	BYU		1 3								126	H	Santa Clara		0 3				
16	A	San Diego		0 3								165	H	Columbia		3 0				
16	H	San Diego		0 3								166	A	St. Mary's (CA)		0 3				
												166	H	St. Mary's (CA)		0 3				
												167	N	UC Irvine		0 3				
												174	H	St. John's (NY)		0 3				
												176	H	Campbell		2 3				
												188	A	Georgia		1 3				
												258	N	UNC Asheville		3 1				
												260	H	Brown		3 1				
												267	N	UC Riverside		2 3				
												330	N	Savannah St.		3 0				
LAST 10 GAMES																				
						87	H	Pacific		0 3		126	A	Santa Clara		0 3				
						16	H	San Diego		0 3		97	H	Portland		2 3				
						7	H	BYU		1 3		80	H	Gonzaga		0 3				
						89	A	Pepperdine		1 3		87	A	Pacific		0 3				
						62	A	Loyola Marymount		0 3		166	A	St. Mary's (CA)		0 3				

Non-Div. I Games:

San Francisco

Average RPI Win:	274	WON-LOST RECORD	WINNING PCT. RANK	LAST 10 GAMES	STRENGTH OF SCHEDULE	OPP. STRENGTH OF SCHEDULE	TEAM RPI	ADJ RPI	CONF. RPI	ADJ CONF. RPI				
Average RPI Loss:	162													
DIV. I ONLY	9- 22	.29032	268	4- 6	193	257	259	.42535	263	26	26			
DIV. I NON-CONF.	4- 11	.26667	277	0- 0	168	232	247	.43257	247	26	26			
<hr/>														
TOTALS	RPI 1-25	RPI 26-50		W-L RECORDS	RPI 51-100		RPI 101-150		RPI 150+					
9- 22	0- 0	0- 0		OVERALL	0- 5		0- 7		9- 10					
4- 6	0- 0	0- 0		HOME	0- 2		0- 2		4- 2					
3- 9	0- 0	0- 0		AWAY	0- 2		0- 3		3- 4					
2- 7	0- 0	0- 0		NEUTRAL	0- 1		0- 2		2- 4					
<hr/>														
4- 11	0- 0	0- 0		NON-CONFERENCE	0- 3		0- 3		4- 5					
1- 1	0- 0	0- 0		HOME	0- 1		0- 0		1- 0					
1- 3	0- 0	0- 0		AWAY	0- 1		0- 1		1- 1					
2- 7	0- 0	0- 0		NEUTRAL	0- 1		0- 2		2- 4					
<hr/>														
5- 11	0- 0	0- 0		CONFERENCE	0- 2		0- 4		5- 5					
3- 5	0- 0	0- 0		HOME	0- 1		0- 2		3- 2					
2- 6	0- 0	0- 0		AWAY	0- 1		0- 2		2- 3					
0- 0	0- 0	0- 0		NEUTRAL	0- 0		0- 0		0- 0					
<hr/>														
RPI S	Opponent	Score	RPI S	Opponent	Score	RPI S	Opponent	Score	RPI S	Opponent	Score			
						55 A	Arkansas St.	0 3	101 A	SIUE	1 3			
						76 N	Tulsa	0 3	101 H	SIUE	1 3			
						92 H	Northern Ariz.	1 3	105 N	Oklahoma	1 3			
						96 A	Murray St.	0 3	106 A	Col. of Charleston	0 3			
						96 H	Murray St.	0 3	108 N	South Carolina	0 3			
									136 A	Austin Peay	0 3			
									136 H	Austin Peay	0 3			
									163 N	Mississippi St.	0 3			
									171 N	Memphis	0 3			
									177 H	Belmont	1 3			
									190 H	Tennessee St.	3 2			
									209 A	Little Rock	0 3			
									211 N	Central Ark.	0 3			
									217 N	Binghamton	3 1			
									241 A	Eastern Ky.	1 3			
									270 A	Morehead St.	3 0			
									277 A	UAB	3 1			
									285 N	UL Lafayette	1 3			
									290 A	Tennessee Tech	1 3			
									291 H	Jacksonville St.	3 0			
			293 A	Southeast Mo. St.	0 3									
						293 H	Southeast Mo. St.	3 2	293 H	Southeast Mo. St.	3 2			
						305 H	Alabama A&M	3 0	305 H	Alabama A&M	3 0			
						309 A	Eastern Ill.	3 2	309 A	Eastern Ill.	3 2			
						309 H	Eastern Ill.	1 3	309 H	Eastern Ill.	1 3			
						314 N	Ark.-Pine Bluff	3 0	314 N	Ark.-Pine Bluff	3 0			
						LAST 10 GAMES			LAST 10 GAMES			LAST 10 GAMES		
						291 H	Jacksonville St.	3 0	136 H	Austin Peay	0 3	305 H	Alabama A&M	3 0
293 A	Southeast Mo. St.	0 3	241 A	Eastern Ky.	1 3	309 A	Eastern Ill.	3 2						
101 A	SIUE	1 3	270 A	Morehead St.	3 0	309 H	Eastern Ill.	1 3						
309 A	Eastern Ill.	3 2	177 H	Belmont	1 3	314 N	Ark.-Pine Bluff	3 0						
96 H	Murray St.	0 3	190 H	Tennessee St.	3 2									

Non-Div. I Games:

UT Martin

Average RPI Win:	247	WON-LOST	WINNING	LAST 10	STRENGTH OF	OPP. STRENGTH	TEAM	ADJ	CONF.	ADJ CONF.					
Average RPI Loss:	185	RECORD	PCT. RANK	GAMES	SCHEDULE	OF SCHEDULE	RPI	RPI	RPI	RPI					
DIV. I ONLY		11- 19	.36667	241	3- 7	273	247	263	.42493	264	21	21			
DIV. I NON-CONF.		5- 8	.38462	225	0- 0	323	270	304	.37583	303	24	24			
<hr/>															
TOTALS	RPI 1-25	RPI 26-50		W-L RECORDS		RPI 51-100		RPI 101-150		RPI 150+					
11- 19	0- 0	0- 0		OVERALL		0- 2		1- 3		10- 14					
8- 4	0- 0	0- 0		HOME		0- 1		1- 0		7- 3					
1- 11	0- 0	0- 0		AWAY		0- 1		0- 2		1- 8					
2- 4	0- 0	0- 0		NEUTRAL		0- 0		0- 1		2- 3					
5- 8	0- 0	0- 0		NON-CONFERENCE		0- 0		0- 2		5- 6					
3- 1	0- 0	0- 0		HOME		0- 0		0- 0		3- 1					
0- 4	0- 0	0- 0		AWAY		0- 0		0- 1		0- 3					
2- 3	0- 0	0- 0		NEUTRAL		0- 0		0- 1		2- 2					
6- 11	0- 0	0- 0		CONFERENCE		0- 2		1- 1		5- 8					
5- 3	0- 0	0- 0		HOME		0- 1		1- 0		4- 2					
1- 7	0- 0	0- 0		AWAY		0- 1		0- 1		1- 5					
0- 1	0- 0	0- 0		NEUTRAL		0- 0		0- 0		0- 1					
<hr/>															
RPI	S	Opponent	Score	RPI	S	Opponent	Score	RPI	S	Opponent	Score				
				100 A ETSU				2	3	113 A South Fla.	0	3			
				100 H ETSU				1	3	129 A Samford	0	3			
												129 H Samford	3	1	
												132 N New Mexico	0	3	
												154 A Chattanooga	1	3	
												154 H Chattanooga	3	1	
												157 A UNCG	1	3	
												157 H UNCG	0	3	
												157 N UNCG	2	3	
												178 N Fla. Atlantic	1	3	
												197 A Mercer	1	3	
												197 H Mercer	3	2	
												207 A Wofford	1	3	
												207 H Wofford	0	3	
												216 A Furman	0	3	
												216 H Furman	3	0	
												230 A William & Mary	0	3	
												233 N Georgetown	3	0	
												244 A Winthrop	0	3	
												258 A UNC Asheville	0	3	
								277 H UAB	3	2					
								283 N Charlotte	1	3					
								284 H Charleston So.	3	2					
								290 H Tennessee Tech	1	3					
								298 H Appalachian St.	3	2					
								302 A The Citadel	3	0					
								302 H The Citadel	3	0					
<hr/>															
				LAST 10 GAMES											
				157 N UNCG				2	3	216 H Furman				3	0
				302 A The Citadel				3	0	157 H UNCG				0	3
				197 A Mercer				1	3	207 A Wofford				1	3
				157 A UNCG				1	3	129 A Samford				0	3
				154 H Chattanooga				3	1	100 H ETSU				1	3

Non-Div. I Games:

Western Caro.

RPI	S	Opponent	Score	
329	N	Coppin St.	3	0

Western Caro.

W
e
s
t
e
r
n
C
a
r
o
.

W
e
s
t
e
r
n
C
a
r
o
.

Average RPI Win: 226		WON-LOST	WINNING	LAST 10	STRENGTH OF		OPP. STRENGTH	TEAM	ADJ	CONF.	ADJ CONF.
Average RPI Loss: 156		RECORD	PCT. RANK	GAMES	SCHEDULE		OF SCHEDULE	RPI	RPI	RPI	RPI
DIV. I ONLY		8- 22	.26667	275	4- 6		198	203	262	.42453	265
DIV. I NON-CONF.		3- 11	.21429	287	0- 0		106	117	228	.44959	227
TOTALS		RPI 1-25	RPI 26-50		W-L RECORDS		RPI 51-100		RPI 101-150		RPI 150+
8- 22	0- 0	0- 2		OVERALL		1- 6		0- 3		7- 11	
5- 8	0- 0	0- 1		HOME		0- 1		0- 1		5- 5	
2- 8	0- 0	0- 0		AWAY		0- 3		0- 1		2- 4	
1- 6	0- 0	0- 1		NEUTRAL		1- 2		0- 1		0- 2	
3- 11	0- 0	0- 2		NON-CONFERENCE		1- 4		0- 1		2- 4	
2- 3	0- 0	0- 1		HOME		0- 0		0- 0		2- 2	
0- 2	0- 0	0- 0		AWAY		0- 2		0- 0		0- 0	
1- 6	0- 0	0- 1		NEUTRAL		1- 2		0- 1		0- 2	
5- 11	0- 0	0- 0		CONFERENCE		0- 2		0- 2		5- 7	
3- 5	0- 0	0- 0		HOME		0- 1		0- 1		3- 3	
2- 6	0- 0	0- 0		AWAY		0- 1		0- 1		2- 4	
0- 0	0- 0	0- 0		NEUTRAL		0- 0		0- 0		0- 0	
RPI S	Opponent	Score	RPI S	Opponent	Score	RPI S	Opponent	Score	RPI S	Opponent	Score
			27 H	Iowa St.	0 3	56 N	Illinois	0 3	110 A	Denver	0 3
			45 N	UNI	0 3	77 A	Saint Louis	0 3	110 H	Denver	1 3
						91 N	Ole Miss	1 3	143 N	UC Davis	0 3
						95 A	South Dakota	0 3	173 H	UMKC	0 3
						95 H	South Dakota	1 3	185 H	Drake	1 3
						96 N	Murray St.	3 2	186 A	IUPUI	0 3
						98 A	North Dakota	0 3	186 H	IUPUI	0 3
									201 N	Cornell	1 3
									203 A	North Dakota St.	0 3
									203 H	North Dakota St.	3 2
									210 H	Ball St.	3 2
									221 A	Oral Roberts	3 2
									221 H	Oral Roberts	3 2
									232 A	Fort Wayne	1 3
									232 H	Fort Wayne	2 3
									241 H	Abilene Christian	3 2
									266 N	Bradley	1 3
									297 A	South Dakota St.	0 3
									297 H	South Dakota St.	3 2
									318 A	Western Ill.	3 2
									318 H	Western Ill.	1 3
LAST 10 GAMES			318 A	Western Ill.	3 2	95 A	South Dakota	0 3			
			110 A	Denver	0 3	232 A	Fort Wayne	1 3			
			221 H	Oral Roberts	3 2	186 A	IUPUI	0 3			
			297 H	South Dakota St.	3 2	203 H	North Dakota St.	3 2			
			203 A	North Dakota St.	0 3	95 H	South Dakota	1 3			

Non-Div. I Games:

Omaha

Average RPI Win:	265	WON-LOST RECORD	WINNING PCT. RANK	LAST 10 GAMES	STRENGTH OF SCHEDULE	OPP. STRENGTH OF SCHEDULE	TEAM RPI	ADJ RPI	CONF. RPI	ADJ CONF. RPI	
DIV. I ONLY		7- 22	.24138 289	1- 9	215	133	271	.4242 266	12	11	
DIV. I NON-CONF.		5- 6	.45455 199	0- 0	290	222	253	.42956 252	11	11	
<hr/>											
TOTALS	RPI 1-25	RPI 26-50		W-L RECORDS	RPI 51-100		RPI 101-150		RPI 150+		
7- 22	0- 2	0- 4		OVERALL	0- 3		0- 3		7- 10		
2- 7	0- 1	0- 2		HOME	0- 1		0- 1		2- 2		
1- 12	0- 1	0- 2		AWAY	0- 1		0- 2		1- 6		
4- 3	0- 0	0- 0		NEUTRAL	0- 1		0- 0		4- 2		
5- 6	0- 0	0- 0		NON-CONFERENCE	0- 1		0- 1		5- 4		
0- 0	0- 0	0- 0		HOME	0- 0		0- 0		0- 0		
1- 3	0- 0	0- 0		AWAY	0- 0		0- 1		1- 2		
4- 3	0- 0	0- 0		NEUTRAL	0- 1		0- 0		4- 2		
2- 16	0- 2	0- 4		CONFERENCE	0- 2		0- 2		2- 6		
2- 7	0- 1	0- 2		HOME	0- 1		0- 1		2- 2		
0- 9	0- 1	0- 2		AWAY	0- 1		0- 1		0- 4		
0- 0	0- 0	0- 0		NEUTRAL	0- 0		0- 0		0- 0		
RPI S	Opponent	Score	RPI S	Opponent	Score	RPI S	Opponent	Score	RPI S	Opponent	Score
21 A	Wichita St.	0 3	44 A	Missouri St.	0 3	51 N	Northern Ill.	0 3	127 A	Illinois St.	0 3
21 H	Wichita St.	0 3	44 H	Missouri St.	0 3	69 A	Southern Ill.	0 3	127 H	Illinois St.	0 3
			45 A	UNI	0 3	69 H	Southern Ill.	0 3	147 A	Milwaukee	2 3
			45 H	UNI	0 3				162 A	Loyola Chicago	1 3
									162 H	Loyola Chicago	0 3
									173 A	UMKC	0 3
									185 A	Drake	1 3
									185 H	Drake	1 3
									189 N	Western Mich.	1 3
									201 N	Cornell	3 0
									203 A	North Dakota St.	0 3
									213 N	UTEP	1 3
									229 A	Indiana St.	1 3
									229 H	Indiana St.	3 1
									254 A	Evansville	2 3
									254 H	Evansville	3 0
									265 N	Omaha	3 1
									289 N	Akron	3 0
									297 A	South Dakota St.	3 0
									318 N	Western Ill.	3 0
			LAST 10 GAMES								
			162 H	Loyola Chicago	0 3	69 A	Southern Ill.	0 3			
			45 A	UNI	0 3	254 A	Evansville	2 3			
			185 A	Drake	1 3	229 H	Indiana St.	3 1			
			44 H	Missouri St.	0 3	127 H	Illinois St.	0 3			
			21 H	Wichita St.	0 3	162 A	Loyola Chicago	1 3			

Non-Div. I Games:

Bradley

Average RPI Win:		237	WON-LOST RECORD		WINNING PCT. RANK		LAST 10 GAMES		STRENGTH OF SCHEDULE		OPP. STRENGTH OF SCHEDULE		TEAM RPI		ADJ RPI		CONF. RPI		ADJ CONF. RPI		
Average RPI Loss:		124																			
DIV. I ONLY			8- 20		.28571 270		2- 8		264		108		269		.42358 267		13		13		
DIV. I NON-CONF.			5- 7		.41667 212		0- 0		311		154		273		.41115 272		10		9		
TOTALS		RPI 1-25		RPI 26-50		W-L RECORDS		RPI 51-100		RPI 101-150		RPI 150+									
8- 20		0- 2		0- 0		OVERALL		2- 6		0- 4		6- 8									
2- 6		0- 1		0- 0		HOME		1- 2		0- 1		1- 2									
1- 11		0- 1		0- 0		AWAY		1- 2		0- 2		0- 6									
5- 3		0- 0		0- 0		NEUTRAL		0- 2		0- 1		5- 0									
5- 7		0- 0		0- 0		NON-CONFERENCE		0- 2		0- 2		5- 3									
0- 0		0- 0		0- 0		HOME		0- 0		0- 0		0- 0									
0- 4		0- 0		0- 0		AWAY		0- 0		0- 1		0- 3									
5- 3		0- 0		0- 0		NEUTRAL		0- 2		0- 1		5- 0									
3- 13		0- 2		0- 0		CONFERENCE		2- 4		0- 2		1- 5									
2- 6		0- 1		0- 0		HOME		1- 2		0- 1		1- 2									
1- 7		0- 1		0- 0		AWAY		1- 2		0- 1		0- 3									
0- 0		0- 0		0- 0		NEUTRAL		0- 0		0- 0		0- 0									
RPI	S	Opponent		Score		RPI	S	Opponent		Score		RPI	S	Opponent		Score					
23	A	Hawaii		0 3								54	A	Cal Poly		0 3		137	A	Utah St.	0 3
23	H	Hawaii		0 3								54	H	Cal Poly		0 3		143	A	UC Davis	1 3
												71	A	Long Beach St.		0 3		143	H	UC Davis	1 3
												71	H	Long Beach St.		1 3		146	N	Portland St.	0 3
												85	N	Nevada		0 3		151	A	CSUN	0 3
												92	N	Northern Ariz.		2 3		151	H	CSUN	1 3
												93	A	UC Santa Barbara		3 2		160	A	CSU Bakersfield	0 3
												93	H	UC Santa Barbara		3 1		166	A	St. Mary's (CA)	1 3
																		167	A	UC Irvine	0 3
																		167	H	UC Irvine	1 3
																		179	A	California	2 3
																		262	N	San Francisco	3 2
																		278	N	Middle Tenn.	3 1
																		288	A	Cal St. Fullerton	1 3
																		288	H	Cal St. Fullerton	3 0
																		292	N	Southern Utah	3 1
																		292	N	Southern Utah	3 0
																		300	N	Southeastern La.	3 0
LAST 10 GAMES																					
		71 A Long Beach St.		0 3				288 H Cal St. Fullerton		3 0				151 A CSUN		0 3					
		151 H CSUN		1 3				23 H Hawaii		0 3				167 A UC Irvine		0 3					
		93 A UC Santa Barbara		3 2				167 A UC Irvine		0 3				143 A UC Davis		1 3					
		54 A Cal Poly		0 3																	
		143 H UC Davis		1 3																	

Non-Div. I Games:

UC Riverside

Average RPI Win: 251		WON-LOST	WINNING	LAST 10	STRENGTH OF		OPP. STRENGTH	TEAM	ADJ	CONF.	ADJ CONF.
Average RPI Loss: 160		RECORD	PCT. RANK	GAMES	SCHEDULE		OF SCHEDULE	RPI	RPI	RPI	RPI
DIV. I ONLY		6- 22	.21429	301	3- 7		165	233	270	.4234	268
DIV. I NON-CONF.		0- 12	0	322	0- 0		74	131	269	.41503	269
TOTALS		RPI 1-25	RPI 26-50		W-L RECORDS		RPI 51-100		RPI 101-150		RPI 150+
6- 22	0- 1	0- 0		OVERALL		0- 6		0- 4		6- 11	
3- 5	0- 0	0- 0		HOME		0- 1		0- 1		3- 3	
3- 9	0- 0	0- 0		AWAY		0- 2		0- 1		3- 6	
0- 8	0- 1	0- 0		NEUTRAL		0- 3		0- 2		0- 2	
0- 12	0- 1	0- 0		NON-CONFERENCE		0- 4		0- 3		0- 4	
0- 0	0- 0	0- 0		HOME		0- 0		0- 0		0- 0	
0- 4	0- 0	0- 0		AWAY		0- 1		0- 1		0- 2	
0- 8	0- 1	0- 0		NEUTRAL		0- 3		0- 2		0- 2	
6- 10	0- 0	0- 0		CONFERENCE		0- 2		0- 1		6- 7	
3- 5	0- 0	0- 0		HOME		0- 1		0- 1		3- 3	
3- 5	0- 0	0- 0		AWAY		0- 1		0- 0		3- 4	
0- 0	0- 0	0- 0		NEUTRAL		0- 0		0- 0		0- 0	
RPI S	Opponent	Score		RPI S	Opponent	Score		RPI S	Opponent	Score	
5 N	Kansas	0 3						105 A	Oklahoma	0 3	
								130 N	Idaho St.	0 3	
								133 N	Ohio	0 3	
								135 H	Sam Houston St.	1 3	
								163 A	Mississippi St.	2 3	
								169 H	SFA	0 3	
								200 N	Eastern Wash.	0 3	
								206 A	Houston Baptist	3 2	
								206 H	Houston Baptist	3 2	
								211 H	Central Ark.	3 2	
								220 N	Texas Southern	2 3	
								241 A	Abilene Christian	0 3	
								241 H	Abilene Christian	3 0	
								245 A	Houston	2 3	
								246 A	Incarnate Word	2 3	
								246 H	Incarnate Word	2 3	
								247 H	Northwestern St.	2 3	
								282 A	McNeese	2 3	
								300 A	Southeastern La.	2 3	
								316 A	Nicholls St.	3 0	
								324 A	New Orleans	3 1	
LAST 10 GAMES											
246 H	Incarnate Word	2 3		169 H	SFA	0 3					
60 H	A&M-Corpus Christi	1 3		282 A	McNeese	2 3					
241 A	Abilene Christian	0 3		316 A	Nicholls St.	3 0					
206 H	Houston Baptist	3 2		241 H	Abilene Christian	3 0					
135 H	Sam Houston St.	1 3		60 A	A&M-Corpus Christi	0 3					

Non-Div. I Games:

Lamar University

Average RPI Win:	301	WON-LOST	WINNING	LAST 10	STRENGTH OF	OPP. STRENGTH	TEAM	ADJ	CONF.	ADJ CONF.	
Average RPI Loss:	212	RECORD	PCT. RANK	GAMES	SCHEDULE	OF SCHEDULE	RPI	RPI	RPI	RPI	
DIV. I ONLY	17- 14	.54839	138	7- 3	329	314	264	.423	269	30	30
DIV. I NON-CONF.	6- 6	.5	169	0- 0	325	300	286	.39553	285	31	31
<hr/>											
TOTALS	RPI 1-25	RPI 26-50		W-L RECORDS		RPI 51-100		RPI 101-150		RPI 150+	
17- 14	0- 0	0- 0		OVERALL		0- 1		0- 2		17- 11	
9- 2	0- 0	0- 0		HOME		0- 0		0- 1		9- 1	
4- 8	0- 0	0- 0		AWAY		0- 0		0- 1		4- 7	
4- 4	0- 0	0- 0		NEUTRAL		0- 1		0- 0		4- 3	
<hr/>											
6- 6	0- 0	0- 0		NON-CONFERENCE		0- 1		0- 0		6- 5	
2- 0	0- 0	0- 0		HOME		0- 0		0- 0		2- 0	
0- 3	0- 0	0- 0		AWAY		0- 0		0- 0		0- 3	
4- 3	0- 0	0- 0		NEUTRAL		0- 1		0- 0		4- 2	
<hr/>											
11- 8	0- 0	0- 0		CONFERENCE		0- 0		0- 2		11- 6	
7- 2	0- 0	0- 0		HOME		0- 0		0- 1		7- 1	
4- 5	0- 0	0- 0		AWAY		0- 0		0- 1		4- 4	
0- 1	0- 0	0- 0		NEUTRAL		0- 0		0- 0		0- 1	
<hr/>											
RPI	S	Opponent	Score	RPI	S	Opponent	Score	RPI	S	Opponent	Score
				86 N American 0 3				119 A Fairfield 0 3			
								119 H Fairfield 1 3			
								180 N Navy 0 3			
								208 A UMES 0 3			
								212 N Rutgers 1 3			
								225 A Marist 1 3			
								225 H Marist 3 0			
								228 A Bryant 0 3			
								236 A Boston College 2 3			
								252 A Quinnipiac 1 3			
								252 H Quinnipiac 2 3			
								271 A Siena 3 2			
								271 H Siena 3 1			
								271 N Siena 0 3			
								275 A Niagara 1 3			
								275 H Niagara 3 0			
								280 N UMass Lowell 3 0			
								281 N Hartford 3 2			
								299 A Manhattan 0 3			
								299 H Manhattan 3 0			
								308 H St. Francis Brooklyn 3 1			
								315 A Iona 3 2			
								315 H Iona 3 1			
								317 A Canisius 3 0			
								317 H Canisius 3 1			
								327 H Fairleigh Dickinson 3 0			
								327 N Fairleigh Dickinson 3 0			
<hr/>											
				LAST 10 GAMES							
271 N Siena 0 3				252 A Quinnipiac 1 3				315 A Iona 3 2			
225 H Marist 3 0				119 A Fairfield 0 3				317 A Canisius 3 0			
271 H Siena 3 1				275 H Niagara 3 0				317 H Canisius 3 1			
331 H Saint Peter's 3 0				317 H Canisius 3 1				327 H Fairleigh Dickinson 3 0			
315 A Iona 3 2				315 H Iona 3 1				327 N Fairleigh Dickinson 3 0			

Non-Div. I Games:

Rider

RPI	S	Opponent	Score	
331	A	Saint Peter's	3	0
331	H	Saint Peter's	3	0
333	N	South Carolina St.	3	0

Rider

R
i
d
e
r

R
i
d
e
r

Average RPI Win: 265		WON-LOST RECORD		WINNING PCT. RANK		LAST 10 GAMES		STRENGTH OF SCHEDULE		OPP. STRENGTH OF SCHEDULE		TEAM RPI		ADJ RPI		CONF. RPI		ADJ CONF. RPI	
Average RPI Loss: 187																			
DIV. I ONLY		11- 20		.35484 246		3- 7		267		270		268		.42286 270		26		26	
DIV. I NON-CONF.		4- 10		.28571 269		0- 1		280		250		290		.39008 291		26		26	
TOTALS		RPI 1-25		RPI 26-50		W-L RECORDS		RPI 51-100		RPI 101-150		RPI 150+							
11- 20		0- 0		0- 1		OVERALL		1- 0		0- 6		10- 13							
7- 9		0- 0		0- 1		HOME		1- 0		0- 1		6- 7							
2- 7		0- 0		0- 0		AWAY		0- 0		0- 2		2- 5							
2- 4		0- 0		0- 0		NEUTRAL		0- 0		0- 3		2- 1							
4- 10		0- 0		0- 1		NON-CONFERENCE		0- 0		0- 3		4- 6							
2- 6		0- 0		0- 1		HOME		0- 0		0- 1		2- 4							
0- 1		0- 0		0- 0		AWAY		0- 0		0- 0		0- 1							
2- 3		0- 0		0- 0		NEUTRAL		0- 0		0- 2		2- 1							
7- 10		0- 0		0- 0		CONFERENCE		1- 0		0- 3		6- 7							
5- 3		0- 0		0- 0		HOME		1- 0		0- 0		4- 3							
2- 6		0- 0		0- 0		AWAY		0- 0		0- 2		2- 4							
0- 1		0- 0		0- 0		NEUTRAL		0- 0		0- 1		0- 0							
RPI	S	Opponent		Score		RPI	S	Opponent		Score		RPI	S	Opponent		Score			
						28	H	Dayton	0	3			96	H	Murray St.	3	0		
														101	A	SIUE	2	3	
														101	N	SIUE	0	3	
														107	H	Northern Ky.	1	3	
														111	N	Marshall	1	3	
														136	A	Austin Peay	1	3	
														149	N	West Virginia	2	3	
														177	A	Belmont	0	3	
														177	H	Belmont	3	1	
														190	A	Tennessee St.	1	4	
														190	H	Tennessee St.	2	3	
														191	H	Wright St.	1	3	
														198	H	Kent St.	0	3	
														210	H	Ball St.	1	3	
														229	N	Indiana St.	0	3	
														241	A	Eastern Ky.	0	3	
														241	H	Eastern Ky.	2	3	
														255	N	Robert Morris	3	1	
														263	H	UT Martin	0	3	
														276	H	Montana	2	3	
														287	N	Gardner-Webb	3	1	
														290	A	Tennessee Tech	3	0	
														290	H	Tennessee Tech	3	1	
														291	A	Jacksonville St.	1	3	
														291	H	Jacksonville St.	3	0	
														293	H	Southeast Mo. St.	3	1	
														298	H	Appalachian St.	3	2	
														302	A	The Citadel	2	3	
LAST 10 GAMES																			
						101	N	SIUE	0	3	291	H	Jacksonville St.	3	0				
						177	A	Belmont	0	3	290	H	Tennessee Tech	3	1				
						190	A	Tennessee St.	1	4	28	H	Dayton	0	3				
						136	A	Austin Peay	1	3	293	H	Southeast Mo. St.	3	1				
						241	H	Eastern Ky.	2	3	263	H	UT Martin	0	3				

Non-Div. I Games:

Morehead St.

RPI	S	Opponent	Score	
309	A	Eastern Ill.	3	2
329	H	Coppin St.	3	1

Morehead St.

M
o
r
e
h
e
a
d
s
t
.

M
o
r
e
h
e
a
d
s
t
.

Average RPI Win: 297		WON-LOST RECORD		WINNING PCT. RANK		LAST 10 GAMES		STRENGTH OF SCHEDULE		OPP. STRENGTH OF SCHEDULE		TEAM RPI		ADJ RPI		CONF. RPI		ADJ CONF. RPI	
DIV. I ONLY		12- 18		.4 214		7- 3		276		305		266		.42236 271		30		30	
DIV. I NON-CONF.		1- 9		.1 309		0- 0		253		163		312		.36269 311		31		31	
TOTALS		RPI 1-25		RPI 26-50		W-L RECORDS		RPI 51-100		RPI 101-150		RPI 150+							
12- 18		0- 0		0- 1		OVERALL		0- 1		0- 4		12- 12							
6- 4		0- 0		0- 0		HOME		0- 0		0- 1		6- 3							
4- 9		0- 0		0- 0		AWAY		0- 0		0- 2		4- 7							
2- 5		0- 0		0- 1		NEUTRAL		0- 1		0- 1		2- 2							
1- 9		0- 0		0- 1		NON-CONFERENCE		0- 1		0- 1		1- 6							
0- 1		0- 0		0- 0		HOME		0- 0		0- 0		0- 1							
0- 3		0- 0		0- 0		AWAY		0- 0		0- 0		0- 3							
1- 5		0- 0		0- 1		NEUTRAL		0- 1		0- 1		1- 2							
11- 9		0- 0		0- 0		CONFERENCE		0- 0		0- 3		11- 6							
6- 3		0- 0		0- 0		HOME		0- 0		0- 1		6- 2							
4- 6		0- 0		0- 0		AWAY		0- 0		0- 2		4- 4							
1- 0		0- 0		0- 0		NEUTRAL		0- 0		0- 0		1- 0							
RPI S	Opponent	Score		RPI S	Opponent	Score		RPI S	Opponent	Score		RPI S	Opponent	Score					
				26 N	Penn St.	0	3	57 N	Hofstra	0	3	119 A	Fairfield	0	3				
												119 A	Fairfield	1	3				
												119 H	Fairfield	1	3				
												139 N	New Hampshire	2	3				
												168 A	Virginia Tech	0	3				
												188 N	Georgia	0	3				
												202 A	Harvard	0	3				
												217 H	Binghamton	1	3				
												223 A	Syracuse	1	3				
												225 A	Marist	0	3				
												225 H	Marist	3	1				
												252 A	Quinnipiac	1	3				
												252 H	Quinnipiac	0	3				
												269 A	Rider	1	3				
												269 H	Rider	2	3				
												269 N	Rider	3	0				
												275 A	Niagara	3	0				
												275 H	Niagara	3	1				
												298 N	Appalachian St.	0	3				
												299 A	Manhattan	3	2				
												299 H	Manhattan	3	1				
												308 N	St. Francis Brooklyn	3	2				
												315 A	Iona	0	3				
												315 H	Iona	3	0				
												317 A	Canisius	3	1				
												317 H	Canisius	3	0				
												331 A	Saint Peter's	3	0				
LAST 10 GAMES																			
				119 A	Fairfield	1	3	315 H	Iona	3	0	315 A	Iona	0	3				
				269 N	Rider	3	0	275 A	Niagara	3	0	315 H	Iona	3	0				
				331 A	Saint Peter's	3	0	317 A	Canisius	3	1	317 A	Canisius	3	1				
				269 A	Rider	1	3	225 H	Marist	3	1	317 H	Canisius	3	0				
				299 H	Manhattan	3	1	252 A	Quinnipiac	1	3	331 A	Saint Peter's	3	0				

Non-Div. I Games:

Siena

Siena

Average RPI Win: 273		WON-LOST	WINNING	LAST 10	STRENGTH OF		OPP. STRENGTH	TEAM	ADJ	CONF.	ADJ CONF.
Average RPI Loss: 169		RECORD	PCT. RANK	GAMES	SCHEDULE		OF SCHEDULE	RPI	RPI	RPI	RPI
DIV. I ONLY		10- 23	.30303	264	4- 6		255	252	272	.41715	272
DIV. I NON-CONF.		6- 11	.35294	242	0- 0		230	284	261	.42333	261
TOTALS		RPI 1-25	RPI 26-50		W-L RECORDS		RPI 51-100		RPI 101-150		RPI 150+
10- 23	0- 0	0- 2		OVERALL		0- 6		0- 1		10- 14	
4- 9	0- 0	0- 1		HOME		0- 3		0- 0		4- 5	
3- 10	0- 0	0- 1		AWAY		0- 2		0- 0		3- 7	
3- 4	0- 0	0- 0		NEUTRAL		0- 1		0- 1		3- 2	
6- 11	0- 0	0- 0		NON-CONFERENCE		0- 4		0- 1		6- 6	
2- 4	0- 0	0- 0		HOME		0- 2		0- 0		2- 2	
1- 3	0- 0	0- 0		AWAY		0- 1		0- 0		1- 2	
3- 4	0- 0	0- 0		NEUTRAL		0- 1		0- 1		3- 2	
4- 12	0- 0	0- 2		CONFERENCE		0- 2		0- 0		4- 8	
2- 5	0- 0	0- 1		HOME		0- 1		0- 0		2- 3	
2- 7	0- 0	0- 1		AWAY		0- 1		0- 0		2- 5	
0- 0	0- 0	0- 0		NEUTRAL		0- 0		0- 0		0- 0	
RPI S	Opponent	Score	RPI S	Opponent	Score	RPI S	Opponent	Score	RPI S	Opponent	Score
			35 A	Coastal Caro.	0 3	55 A	Arkansas St.	0 3	136 N	Austin Peay	0 3
			35 H	Coastal Caro.	0 3	79 H	New Mexico St.	0 3	163 A	Mississippi St.	0 3
						82 H	Texas St.	0 3	164 H	UT Arlington	0 3
						84 H	Tennessee	0 3	184 H	Valparaiso	1 3
						97 N	Portland	2 3	194 A	Alabama St.	3 1
						100 A	ETSU	0 3	198 A	South Ala.	0 3
									198 H	South Ala.	3 1
									205 H	Florida A&M	1 3
									209 A	Little Rock	1 3
									222 N	USC Upstate	3 2
									227 A	Ga. Southern	0 3
									227 H	Ga. Southern	2 3
									234 N	FIU	0 3
									248 A	Georgia St.	2 3
									248 H	Georgia St.	1 3
									277 A	UAB	2 3
									285 A	UL Lafayette	0 3
									286 A	La.-Monroe	3 0
									295 H	Southern U.	3 0
									298 A	Appalachian St.	3 2
									298 H	Appalachian St.	3 2
									300 H	Southeastern La.	3 0
									309 N	Eastern Ill.	0 3
									312 N	Chicago St.	3 1
									330 N	Savannah St.	3 1
LAST 10 GAMES			298 A	Appalachian St.	3 2	298 H	Appalachian St.	3 2			
			35 A	Coastal Caro.	0 3	198 H	South Ala.	3 1			
			286 A	La.-Monroe	3 0	55 A	Arkansas St.	0 3			
			285 A	UL Lafayette	0 3	209 A	Little Rock	1 3			
			35 H	Coastal Caro.	0 3	248 H	Georgia St.	1 3			

Non-Div. I Games:

Troy

Average RPI Win: 281		WON-LOST RECORD		WINNING PCT. RANK		LAST 10 GAMES		STRENGTH OF SCHEDULE		OPP. STRENGTH OF SCHEDULE		TEAM RPI		ADJ RPI		CONF. RPI		ADJ CONF. RPI	
Average RPI Loss: 176																			
DIV. I ONLY		7- 20		.25926 282		3- 7		214		266		276		.41668 273		18		17	
DIV. I NON-CONF.		4- 9		.30769 257		0- 0		214		299		266		.41791 266		20		20	
TOTALS		RPI 1-25		RPI 26-50		W-L RECORDS		RPI 51-100		RPI 101-150		RPI 150+							
7- 20		0- 0		0- 1		OVERALL		0- 2		0- 5		7- 12							
4- 8		0- 0		0- 0		HOME		0- 1		0- 2		4- 5							
1- 8		0- 0		0- 1		AWAY		0- 1		0- 2		1- 4							
2- 4		0- 0		0- 0		NEUTRAL		0- 0		0- 1		2- 3							
4- 9		0- 0		0- 0		NON-CONFERENCE		0- 1		0- 1		4- 7							
2- 3		0- 0		0- 0		HOME		0- 1		0- 0		2- 2							
0- 2		0- 0		0- 0		AWAY		0- 0		0- 0		0- 2							
2- 4		0- 0		0- 0		NEUTRAL		0- 0		0- 1		2- 3							
3- 11		0- 0		0- 1		CONFERENCE		0- 1		0- 4		3- 5							
2- 5		0- 0		0- 0		HOME		0- 0		0- 2		2- 3							
1- 6		0- 0		0- 1		AWAY		0- 1		0- 2		1- 2							
0- 0		0- 0		0- 0		NEUTRAL		0- 0		0- 0		0- 0							
RPI S	Opponent	Score		RPI S	Opponent	Score		RPI S	Opponent	Score		RPI S	Opponent	Score					
				28 A	Dayton	1 3		77 A	Saint Louis	0 3		138 A	Rhode Island	0 3					
								86 H	American	2 3		138 H	Rhode Island	0 3					
												147 N	Milwaukee	0 3					
												148 A	VCU	0 3					
												148 H	VCU	1 3					
												159 N	Howard	0 3					
												159 N	Howard	1 3					
												161 A	Sacred Heart	0 3					
												175 H	Duquesne	3 2					
												215 A	Penn	1 3					
												228 H	Bryant	1 3					
												231 A	George Washington	2 3					
												231 H	George Washington	2 3					
												233 H	Georgetown	1 3					
												239 A	Davidson	2 3					
												239 H	Davidson	0 3					
												243 N	Dartmouth	0 3					
												261 H	La Salle	3 2					
												274 A	Fordham	3 2					
												274 H	Fordham	1 3					
												303 H	Loyola Maryland	3 0					
												311 H	Hampton	3 0					
												319 N	Bucknell	3 2					
												323 N	Lafayette	3 1					
LAST 10 GAMES																			
				231 A	George Washington	2 3		148 H	VCU	1 3		319 N	Bucknell	3 2					
				138 A	Rhode Island	0 3		239 H	Davidson	0 3		323 N	Lafayette	3 1					
				274 A	Fordham	3 2		231 H	George Washington	2 3									
				261 H	La Salle	3 2		239 A	Davidson	2 3									
				175 H	Duquesne	3 2		148 A	VCU	0 3									

Non-Div. I Games:

George Mason

Average RPI Win:	274	WON-LOST RECORD	WINNING PCT. RANK	LAST 10 GAMES	STRENGTH OF SCHEDULE	OPP. STRENGTH OF SCHEDULE	TEAM RPI	ADJ RPI	CONF. RPI	ADJ CONF. RPI		
Average RPI Loss:	193											
DIV. I ONLY		11- 18	.37931	230	1- 9	295	278	274	.41654	274	18	17
DIV. I NON-CONF.		7- 8	.46667	189	0- 0	310	311	274	.40608	275	20	20
<hr/>												
TOTALS	RPI 1-25	RPI 26-50		W-L RECORDS		RPI 51-100		RPI 101-150		RPI 150+		
11- 18	0- 0	0- 1		OVERALL		0- 2		0- 3		11- 12		
5- 6	0- 0	0- 1		HOME		0- 1		0- 1		5- 3		
2- 10	0- 0	0- 0		AWAY		0- 1		0- 2		2- 7		
4- 2	0- 0	0- 0		NEUTRAL		0- 0		0- 0		4- 2		
<hr/>												
7- 8	0- 0	0- 0		NON-CONFERENCE		0- 1		0- 0		7- 7		
3- 1	0- 0	0- 0		HOME		0- 0		0- 0		3- 1		
0- 5	0- 0	0- 0		AWAY		0- 1		0- 0		0- 4		
4- 2	0- 0	0- 0		NEUTRAL		0- 0		0- 0		4- 2		
<hr/>												
4- 10	0- 0	0- 1		CONFERENCE		0- 1		0- 3		4- 5		
2- 5	0- 0	0- 1		HOME		0- 1		0- 1		2- 2		
2- 5	0- 0	0- 0		AWAY		0- 0		0- 2		2- 3		
0- 0	0- 0	0- 0		NEUTRAL		0- 0		0- 0		0- 0		
<hr/>												
RPI	S	Opponent	Score	RPI	S	Opponent	Score	RPI	S	Opponent	Score	
				28	H	Dayton	0 3	77	H	Saint Louis	1 3	
								94	A	Northeastern	1 3	
								138	A	Rhode Island	0 3	
								138	H	Rhode Island	0 3	
								148	A	VCU	0 3	
								165	A	Columbia	0 3	
								175	A	Duquesne	0 3	
								175	H	Duquesne	1 3	
								217	N	Binghamton	1 3	
								231	A	George Washington	3 0	
								231	H	George Washington	3 1	
								238	A	Central Conn. St.	1 3	
								239	A	Davidson	0 3	
								240	N	Lehigh	3 2	
								249	N	Providence	1 3	
								250	A	Stony Brook	2 3	
								252	H	Quinnipiac	3 0	
								261	A	La Salle	2 3	
								261	H	La Salle	3 1	
								273	A	George Mason	3 1	
								273	H	George Mason	2 3	
								281	N	Hartford	3 2	
								299	H	Manhattan	3 0	
								301	N	Presbyterian	3 0	
								304	H	NJIT	2 3	
								308	A	St. Francis Brooklyn	2 3	
								315	N	Iona	3 1	
								331	H	Saint Peter's	3 0	
<hr/>												
LAST 10 GAMES												
				138	H	Rhode Island	0 3	138	A	Rhode Island	0 3	
				231	H	George Washington	3 1	261	A	La Salle	2 3	
				273	H	George Mason	2 3	175	A	Duquesne	0 3	
				239	A	Davidson	0 3	28	H	Dayton	0 3	
				148	A	VCU	0 3	77	H	Saint Louis	1 3	

Non-Div. I Games:

Fordham

Average RPI Win: 299		WON-LOST RECORD		WINNING PCT. RANK		LAST 10 GAMES		STRENGTH OF SCHEDULE		OPP. STRENGTH OF SCHEDULE		TEAM RPI		ADJ RPI		CONF. RPI		ADJ CONF. RPI	
DIV. I ONLY		12- 19		.3871 224		4- 6		285		306		275		.41616 275		30		30	
DIV. I NON-CONF.		2- 10		.16667 297		0- 0		246		209		302		.37902 300		31		31	
TOTALS		RPI 1-25		RPI 26-50		W-L RECORDS		RPI 51-100		RPI 101-150		RPI 150+							
12- 19		0- 1		0- 0		OVERALL		0- 1		0- 4		12- 13							
7- 3		0- 0		0- 0		HOME		0- 0		0- 1		7- 2							
5- 8		0- 0		0- 0		AWAY		0- 1		0- 1		5- 6							
0- 8		0- 1		0- 0		NEUTRAL		0- 0		0- 2		0- 5							
2- 10		0- 1		0- 0		NON-CONFERENCE		0- 1		0- 2		2- 6							
1- 0		0- 0		0- 0		HOME		0- 0		0- 0		1- 0							
1- 3		0- 0		0- 0		AWAY		0- 1		0- 0		1- 2							
0- 7		0- 1		0- 0		NEUTRAL		0- 0		0- 2		0- 4							
10- 9		0- 0		0- 0		CONFERENCE		0- 0		0- 2		10- 7							
6- 3		0- 0		0- 0		HOME		0- 0		0- 1		6- 2							
4- 5		0- 0		0- 0		AWAY		0- 0		0- 1		4- 4							
0- 1		0- 0		0- 0		NEUTRAL		0- 0		0- 0		0- 1							
RPI S	Opponent	Score		RPI S	Opponent	Score		RPI S	Opponent	Score		RPI S	Opponent	Score					
12 N	UCLA	0 3						62 A	Loyola Marymount	1 3		119 A	Fairfield	0 3					
												119 H	Fairfield	2 3					
												127 N	Illinois St.	0 3					
												144 N	Army West Point	0 3					
												174 A	St. John's (NY)	1 3					
												217 N	Binghamton	0 3					
												225 A	Marist	2 3					
												225 H	Marist	2 3					
												238 N	Central Conn. St.	2 3					
												243 A	Dartmouth	0 3					
												252 A	Quinnipiac	3 2					
												252 H	Quinnipiac	3 1					
												252 N	Quinnipiac	2 3					
												261 N	La Salle	1 3					
												269 A	Rider	0 3					
												269 H	Rider	3 1					
												271 A	Siena	1 3					
												271 H	Siena	0 3					
												281 N	Hartford	2 3					
												288 A	Cal St. Fullerton	3 1					
												299 A	Manhattan	2 3					
												299 H	Manhattan	3 1					
												307 H	Buffalo	3 1					
												315 A	Iona	3 2					
												315 H	Iona	3 0					
												317 A	Canisius	3 0					
												317 H	Canisius	3 0					
LAST 10 GAMES																			
				252 N	Quinnipiac	2 3		317 H	Canisius	3 0		307 H	Buffalo	3 1					
				315 A	Iona	3 2		271 H	Siena	0 3		315 A	Iona	3 2					
				299 A	Manhattan	2 3		225 H	Marist	2 3		315 H	Iona	3 0					
				119 H	Fairfield	2 3		269 A	Rider	0 3		317 A	Canisius	3 0					
				252 H	Quinnipiac	3 1		331 A	Saint Peter's	3 0		317 H	Canisius	3 0					

Non-Div. I Games:

Niagara

RPI	S	Opponent	Score	
331	A	Saint Peter's	3	0
331	H	Saint Peter's	3	0

Niagara

N
i
a
g
a
r
a

N
i
a
g
a
r
a

Average RPI Win: 254		WON-LOST RECORD		WINNING PCT. RANK		LAST 10 GAMES		STRENGTH OF SCHEDULE		OPP. STRENGTH OF SCHEDULE		TEAM RPI		ADJ RPI		CONF. RPI		ADJ CONF. RPI	
DIV. I ONLY		5- 21		.19231 306		1- 9		180		185		277		.41518 276		19		19	
DIV. I NON-CONF.		3- 7		.3 268		0- 0		149		140		224		.45399 224		17		17	
TOTALS		RPI 1-25		RPI 26-50		W-L RECORDS		RPI 51-100		RPI 101-150		RPI 150+							
5- 21		0- 0		0- 2		OVERALL		0- 6		0- 5		5- 8							
2- 7		0- 0		0- 0		HOME		0- 2		0- 3		2- 2							
1- 10		0- 0		0- 2		AWAY		0- 2		0- 2		1- 4							
2- 4		0- 0		0- 0		NEUTRAL		0- 2		0- 0		2- 2							
3- 7		0- 0		0- 2		NON-CONFERENCE		0- 3		0- 0		3- 2							
0- 1		0- 0		0- 0		HOME		0- 1		0- 0		0- 0							
1- 2		0- 0		0- 2		AWAY		0- 0		0- 0		1- 0							
2- 4		0- 0		0- 0		NEUTRAL		0- 2		0- 0		2- 2							
2- 14		0- 0		0- 0		CONFERENCE		0- 3		0- 5		2- 6							
2- 6		0- 0		0- 0		HOME		0- 1		0- 3		2- 2							
0- 8		0- 0		0- 0		AWAY		0- 2		0- 2		0- 4							
0- 0		0- 0		0- 0		NEUTRAL		0- 0		0- 0		0- 0							
RPI S	Opponent	Score		RPI S	Opponent	Score		RPI S	Opponent	Score		RPI S	Opponent	Score					
				27 A	Iowa St.	0	3	63 N	UTSA	0	3	112 A	Sacramento St.	0	3				
				30 A	SMU	0	3	70 N	Iowa	0	3	130 H	Idaho St.	1	3				
								80 H	Gonzaga	0	3	142 A	Northern Colo.	0	3				
								92 A	Northern Ariz.	0	3	142 H	Northern Colo.	0	3				
								98 A	North Dakota	0	3	146 H	Portland St.	0	3				
								98 H	North Dakota	1	3	198 N	Kent St.	0	3				
												200 A	Eastern Wash.	0	3				
												200 H	Eastern Wash.	1	3				
												203 N	North Dakota St.	0	3				
												204 A	Idaho	0	3				
												204 H	Idaho	3	2				
												209 N	Little Rock	3	2				
												219 H	Weber St.	1	3				
												259 A	Montana St.	1	3				
												259 H	Montana St.	3	0				
												270 A	Morehead St.	3	2				
												292 A	Southern Utah	1	3				
												329 N	Coppin St.	3	0				
				LAST 10 GAMES															
				200 A	Eastern Wash.	0	3	98 H	North Dakota	1	3								
				204 A	Idaho	0	3	92 A	Northern Ariz.	0	3								
				259 H	Montana St.	3	0	292 A	Southern Utah	1	3								
				146 H	Portland St.	0	3	98 A	North Dakota	0	3								
				142 H	Northern Colo.	0	3	142 A	Northern Colo.	0	3								

Non-Div. I Games:

Montana

U
A
B

UAB

Average RPI Win: 290		WON-LOST RECORD		WINNING PCT. RANK		LAST 10 GAMES		STRENGTH OF SCHEDULE		OPP. STRENGTH OF SCHEDULE		TEAM RPI		ADJ RPI		CONF. RPI		ADJ CONF. RPI	
DIV. I ONLY		5- 24		.17241 312		1- 9		178		174		281		.41243 278		14		14	
DIV. I NON-CONF.		3- 12		.2 289		0- 1		222		179		282		.40067 282		16		16	
TOTALS		RPI 1-25		RPI 26-50		W-L RECORDS		RPI 51-100		RPI 101-150		RPI 150+							
5- 24		0- 2		0- 1		OVERALL		0- 4		0- 6		5- 11							
1- 10		0- 1		0- 0		HOME		0- 2		0- 4		1- 3							
2- 10		0- 1		0- 0		AWAY		0- 1		0- 2		2- 6							
2- 4		0- 0		0- 1		NEUTRAL		0- 1		0- 0		2- 2							
3- 12		0- 0		0- 1		NON-CONFERENCE		0- 2		0- 4		3- 5							
1- 3		0- 0		0- 0		HOME		0- 0		0- 3		1- 0							
0- 5		0- 0		0- 0		AWAY		0- 1		0- 1		0- 3							
2- 4		0- 0		0- 1		NEUTRAL		0- 1		0- 0		2- 2							
2- 12		0- 2		0- 0		CONFERENCE		0- 2		0- 2		2- 6							
0- 7		0- 1		0- 0		HOME		0- 2		0- 1		0- 3							
2- 5		0- 1		0- 0		AWAY		0- 0		0- 1		2- 3							
0- 0		0- 0		0- 0		NEUTRAL		0- 0		0- 0		0- 0							
RPI S	Opponent	Score		RPI S	Opponent	Score		RPI S	Opponent	Score		RPI S	Opponent	Score					
14 A	Western Ky.	0	3	38 N	Cincinnati	1	3	63 H	UTSA	1	3	103 H	Southern Miss.	0	3				
14 H	Western Ky.	0	3					65 H	Rice	0	3	111 A	Marshall	0	3				
								84 A	Tennessee	0	3	127 H	Illinois St.	0	3				
								85 N	Nevada	0	3	136 H	Austin Peay	2	3				
												140 H	Seton Hall	0	3				
												148 A	VCU	0	3				
												166 A	St. Mary's (CA)	1	3				
												170 N	Liberty	0	3				
												178 A	Fla. Atlantic	0	3				
												187 H	North Texas	0	3				
												190 A	Tennessee St.	1	3				
												213 H	UTEP	0	3				
												234 A	FIU	2	3				
												234 A	Wake Forest	0	3				
												257 A	Louisiana Tech	1	3				
												267 N	UC Riverside	1	3				
												277 A	UAB	3	1				
												277 H	UAB	1	3				
												283 A	Charlotte	3	2				
												286 N	La.-Monroe	3	0				
												290 H	Tennessee Tech	3	2				
												313 N	Morgan St.	3	1				
LAST 10 GAMES				LAST 10 GAMES				LAST 10 GAMES				LAST 10 GAMES							
187 H North Texas				0	3	103 H Southern Miss.				0	3	136 H Austin Peay				2	3		
234 A FIU				2	3	283 A Charlotte				3	2	63 H UTSA				1	3		
14 A Western Ky.				0	3	178 A Fla. Atlantic				0	3								
213 H UTEP				0	3														
277 H UAB				1	3														

Non-Div. I Games:

Middle Tenn.

Average RPI Win:	300	WON-LOST RECORD	WINNING PCT. RANK	LAST 10 GAMES	STRENGTH OF SCHEDULE	OPP. STRENGTH OF SCHEDULE	TEAM RPI	ADJ RPI	CONF. RPI	ADJ CONF. RPI	
Average RPI Loss:	169										
DIV. I ONLY	10- 21	.32258	253	6- 4	258	303	279	.4118	279	31	31
DIV. I NON-CONF.	1- 16	.05882	321	0- 2	103	189	277	.40525	276	30	30
<hr/>											
TOTALS	RPI 1-25	RPI 26-50		W-L RECORDS	RPI 51-100		RPI 101-150		RPI 150+		
10- 21	0- 0	0- 0		OVERALL	1- 5		0- 2		9- 14		
4- 3	0- 0	0- 0		HOME	0- 1		0- 0		4- 2		
5- 10	0- 0	0- 0		AWAY	1- 3		0- 0		4- 6		
1- 8	0- 0	0- 0		NEUTRAL	0- 1		0- 2		1- 5		
<hr/>											
1- 16	0- 0	0- 0		NON-CONFERENCE	1- 5		0- 2		0- 9		
0- 2	0- 0	0- 0		HOME	0- 1		0- 0		0- 1		
1- 7	0- 0	0- 0		AWAY	1- 3		0- 0		0- 4		
0- 7	0- 0	0- 0		NEUTRAL	0- 1		0- 2		0- 4		
<hr/>											
9- 5	0- 0	0- 0		CONFERENCE	0- 0		0- 0		9- 5		
4- 1	0- 0	0- 0		HOME	0- 0		0- 0		4- 1		
4- 3	0- 0	0- 0		AWAY	0- 0		0- 0		4- 3		
1- 1	0- 0	0- 0		NEUTRAL	0- 0		0- 0		1- 1		
<hr/>											
RPI S	Opponent	Score	RPI S	Opponent	Score	RPI S	Opponent	Score	RPI S	Opponent	Score
						58 A	FGCU	1 3	123 N	UTRGV	0 3
						58 H	FGCU	0 3	135 N	Sam Houston St.	0 3
						90 A	Tulane	3 2	158 A	North Florida	1 3
						92 A	Northern Ariz.	0 3	158 N	North Florida	1 3
						92 A	Northern Ariz.	0 3	159 A	Howard	1 3
						94 N	Northeastern	0 3	159 N	Howard	1 3
									178 A	Fla. Atlantic	0 3
									185 N	Drake	0 3
									188 A	Georgia	0 3
									198 N	South Ala.	0 3
									205 A	Florida A&M	0 3
									205 H	Florida A&M	1 3
									224 H	Jacksonville	1 3
									282 N	McNeese	2 3
									296 A	Stetson	2 3
									310 A	N.C. A&T	1 3
									310 H	N.C. A&T	3 1
									313 A	Morgan St.	3 0
									313 N	Morgan St.	3 0
									322 A	N.C. Central	3 0
									322 H	N.C. Central	3 0
									330 A	Savannah St.	3 0
									330 H	Savannah St.	3 0
									333 A	South Carolina St.	3 0
									333 H	South Carolina St.	3 0
LAST 10 GAMES											
						159 N	Howard	1 3	58 A	FGCU	1 3
						313 N	Morgan St.	3 0	333 A	South Carolina St.	3 0
						322 H	N.C. Central	3 0	330 A	Savannah St.	3 0
						310 H	N.C. A&T	3 1	224 H	Jacksonville	1 3
						205 H	Florida A&M	1 3	313 A	Morgan St.	3 0

Non-Div. I Games:

Bethune-Cookman

Average RPI Win: 274		WON-LOST	WINNING	LAST 10	STRENGTH OF		OPP. STRENGTH	TEAM	ADJ	CONF.	ADJ CONF.
Average RPI Loss: 186		RECORD	PCT. RANK	GAMES	SCHEDULE		OF SCHEDULE	RPI	RPI	RPI	RPI
DIV. I ONLY		6- 22	.21429	301	1- 9		181	286	283	.40997	280
DIV. I NON-CONF.		5- 11	.3125	252	0- 1		133	308	236	.44555	236
TOTALS		RPI 1-25	RPI 26-50		W-L RECORDS		RPI 51-100		RPI 101-150		RPI 150+
6- 22	0- 0	0- 0		OVERALL		0- 1		0- 7		6- 14	
1- 8	0- 0	0- 0		HOME		0- 1		0- 2		1- 5	
3- 9	0- 0	0- 0		AWAY		0- 0		0- 2		3- 7	
2- 5	0- 0	0- 0		NEUTRAL		0- 0		0- 3		2- 2	
5- 11	0- 0	0- 0		NON-CONFERENCE		0- 1		0- 3		5- 7	
1- 2	0- 0	0- 0		HOME		0- 1		0- 0		1- 1	
2- 4	0- 0	0- 0		AWAY		0- 0		0- 0		2- 4	
2- 5	0- 0	0- 0		NEUTRAL		0- 0		0- 3		2- 2	
1- 11	0- 0	0- 0		CONFERENCE		0- 0		0- 4		1- 7	
0- 6	0- 0	0- 0		HOME		0- 0		0- 2		0- 4	
1- 5	0- 0	0- 0		AWAY		0- 0		0- 2		1- 3	
0- 0	0- 0	0- 0		NEUTRAL		0- 0		0- 0		0- 0	
RPI S	Opponent	Score	RPI S	Opponent	Score	RPI S	Opponent	Score	RPI S	Opponent	Score
						94 H	Northeastern	0 3	101 N	SIUE	1 3
									117 N	Bowling Green	0 3
									119 N	Fairfield	1 3
									131 A	Albany (NY)	1 3
									131 H	Albany (NY)	2 3
									139 A	New Hampshire	0 3
									139 H	New Hampshire	1 3
									161 H	Sacred Heart	1 3
									181 A	Ill.-Chicago	0 3
									192 A	San Jose St.	0 3
									195 A	UMBC	0 3
									195 H	UMBC	0 3
									217 A	Binghamton	2 3
									217 H	Binghamton	0 3
									228 A	Bryant	2 3
									228 N	Bryant	3 2
									236 A	Boston College	2 3
									249 N	Providence	0 3
									250 A	Stony Brook	1 3
									250 H	Stony Brook	0 3
									252 A	Quinnipiac	3 0
									256 A	Holy Cross	3 0
									269 N	Rider	0 3
									281 A	Hartford	3 2
									281 H	Hartford	2 3
									299 N	Manhattan	3 0
									327 H	Fairleigh Dickinson	3 2
LAST 10 GAMES											
	250 A	Stony Brook	1	3		217 H	Binghamton	0 3			
	195 A	UMBC	0	3		281 A	Hartford	3 2			
	161 H	Sacred Heart	1	3		195 H	UMBC	0 3			
	139 A	New Hampshire	0	3		250 H	Stony Brook	0 3			
	131 H	Albany (NY)	2	3		139 H	New Hampshire	1 3			

Non-Div. I Games:

UMass Lowell

Average RPI Win: 256		WON-LOST	WINNING	LAST 10	STRENGTH OF		OPP. STRENGTH	TEAM	ADJ		CONF.	ADJ CONF.	
Average RPI Loss: 192		RECORD	PCT. RANK	GAMES	SCHEDULE		OF SCHEDULE	RPI	RPI		RPI	RPI	
DIV. I ONLY		6- 20	.23077	295	2- 8		217	265	286	.4089	281	23	23
DIV. I NON-CONF.		3- 11	.21429	287	0- 1		187	288	278	.40518	277	23	23
TOTALS		RPI 1-25	RPI 26-50		W-L RECORDS		RPI 51-100		RPI 101-150		RPI 150+		
6- 20	0- 0	0- 0		OVERALL		0- 1		0- 7		6- 12			
3- 7	0- 0	0- 0		HOME		0- 0		0- 4		3- 3			
2- 8	0- 0	0- 0		AWAY		0- 1		0- 2		2- 5			
1- 5	0- 0	0- 0		NEUTRAL		0- 0		0- 1		1- 4			
3- 11	0- 0	0- 0		NON-CONFERENCE		0- 1		0- 3		3- 7			
2- 2	0- 0	0- 0		HOME		0- 0		0- 2		2- 0			
0- 4	0- 0	0- 0		AWAY		0- 1		0- 0		0- 3			
1- 5	0- 0	0- 0		NEUTRAL		0- 0		0- 1		1- 4			
3- 9	0- 0	0- 0		CONFERENCE		0- 0		0- 4		3- 5			
1- 5	0- 0	0- 0		HOME		0- 0		0- 2		1- 3			
2- 4	0- 0	0- 0		AWAY		0- 0		0- 2		2- 2			
0- 0	0- 0	0- 0		NEUTRAL		0- 0		0- 0		0- 0			
RPI S	Opponent	Score	RPI S	Opponent	Score	RPI S	Opponent	Score	RPI S	Opponent	Score		
						99 A	Yale	0 3	128 H	Fresno St.	0 3		
									131 A	Albany (NY)	1 3		
									131 H	Albany (NY)	0 3		
									138 H	Rhode Island	0 3		
									139 A	New Hampshire	0 3		
									139 H	New Hampshire	1 3		
									144 N	Army West Point	0 3		
									165 A	Columbia	0 3		
									195 A	UMBC	3 1		
									195 H	UMBC	2 3		
									212 N	Rutgers	0 3		
									217 A	Binghamton	0 3		
									217 H	Binghamton	0 3		
									228 A	Bryant	0 3		
									238 H	Central Conn. St.	3 2		
									243 A	Dartmouth	0 3		
									249 N	Providence	1 3		
									250 A	Stony Brook	1 3		
									250 H	Stony Brook	3 1		
									269 N	Rider	2 3		
									274 N	Fordham	2 3		
									275 N	Niagara	3 2		
									280 A	UMass Lowell	3 2		
									280 H	UMass Lowell	2 3		
									299 H	Manhattan	3 2		
LAST 10 GAMES													
	99 A	Yale	0	3		131 H	Albany (NY)	0 3					
	195 A	UMBC	3	1		280 H	UMass Lowell	2 3					
	250 A	Stony Brook	1	3		250 H	Stony Brook	3 1					
	139 A	New Hampshire	0	3		195 H	UMBC	2 3					
	217 H	Binghamton	0	3		139 H	New Hampshire	1 3					

Non-Div. I Games:

Hartford

Average RPI Win: 300		WON-LOST RECORD		WINNING PCT. RANK		LAST 10 GAMES		STRENGTH OF SCHEDULE		OPP. STRENGTH OF SCHEDULE		TEAM RPI		ADJ RPI		CONF. RPI		ADJ CONF. RPI					
Average RPI Loss: 161																							
DIV. I ONLY		10- 22		.3125 260		3- 6		279		251		282		.40885 282		28		28					
DIV. I NON-CONF.		4- 11		.26667 277		0- 0		198		188		259		.42599 255		25		25					
TOTALS		RPI 1-25		RPI 26-50		W-L RECORDS		RPI 51-100		RPI 101-150		RPI 150+											
10- 22		0- 0		0- 1		OVERALL		0- 6		0- 2		10- 13											
4- 4		0- 0		0- 0		HOME		0- 0		0- 0		4- 4											
3- 11		0- 0		0- 1		AWAY		0- 2		0- 2		3- 6											
3- 7		0- 0		0- 0		NEUTRAL		0- 4		0- 0		3- 3											
4- 11		0- 0		0- 1		NON-CONFERENCE		0- 4		0- 1		4- 5											
0- 0		0- 0		0- 0		HOME		0- 0		0- 0		0- 0											
1- 5		0- 0		0- 1		AWAY		0- 1		0- 1		1- 2											
3- 6		0- 0		0- 0		NEUTRAL		0- 3		0- 0		3- 3											
6- 11		0- 0		0- 0		CONFERENCE		0- 2		0- 1		6- 8											
4- 4		0- 0		0- 0		HOME		0- 0		0- 0		4- 4											
2- 6		0- 0		0- 0		AWAY		0- 1		0- 1		2- 4											
0- 1		0- 0		0- 0		NEUTRAL		0- 1		0- 0		0- 0											
RPI	S	Opponent		Score		RPI	S	Opponent		Score		RPI	S	Opponent		Score		RPI	S	Opponent		Score	
						44	A	Missouri St.		0	3	60	A	A&M-Corpus Christi		0	3	103	A	Southern Miss.		1	3
												60	N	A&M-Corpus Christi		1	3	135	A	Sam Houston St.		1	3
												66	N	North Carolina St.		0	3	163	A	Mississippi St.		2	3
												75	N	Green Bay		2	3	164	N	UT Arlington		1	3
												90	N	Tulane		2	3	169	A	SFA		0	3
												91	A	Ole Miss		0	3	186	N	IUPUI		0	3
																		188	A	Georgia		1	3
																		198	N	South Ala.		2	3
																		206	H	Houston Baptist		2	3
																		211	H	Central Ark.		1	3
																		241	A	Abilene Christian		0	3
																		241	H	Abilene Christian		3	0
																		246	A	Incarnate Word		0	3
																		247	H	Northwestern St.		0	3
																		268	H	Lamar University		3	2
																		279	N	Bethune-Cookman		3	2
																		285	A	UL Lafayette		3	1
																		300	A	Southeastern La.		1	3
																		300	H	Southeastern La.		2	3
																		316	A	Nicholls St.		3	2
																		316	H	Nicholls St.		3	1
																		318	N	Western Ill.		3	2
																		324	A	New Orleans		3	1
																		324	H	New Orleans		3	0
																		325	N	Grambling		3	0
LAST 10 GAMES																							
						60	N	A&M-Corpus Christi		1	3	300	H	Southeastern La.		2	3						
						241	A	Abilene Christian		0	3	324	H	New Orleans		3	0						
						316	A	Nicholls St.		3	2	268	H	Lamar University		3	2						
						246	A	Incarnate Word		0	3	206	H	Houston Baptist		2	3						
						60	A	A&M-Corpus Christi		0	3	300	A	Southeastern La.		1	3						

Non-Div. I Games:

McNeese

Average RPI Win:	235	WON-LOST	WINNING	LAST 10	STRENGTH OF	OPP. STRENGTH	TEAM	ADJ	CONF.	ADJ CONF.	
Average RPI Loss:	175	RECORD	PCT. RANK	GAMES	SCHEDULE	OF SCHEDULE	RPI	RPI	RPI	RPI	
DIV. I ONLY	7- 23	.23333	291	1- 9	242	213	288	.40852	283	14	14
DIV. I NON-CONF.	6- 10	.375	231	0- 1	278	245	268	.41602	268	16	16
<hr/>											
TOTALS	RPI 1-25	RPI 26-50		W-L RECORDS		RPI 51-100		RPI 101-150		RPI 150+	
7- 23	0- 1	0- 0		OVERALL		0- 2		1- 4		6- 16	
2- 9	0- 0	0- 0		HOME		0- 1		0- 2		2- 6	
1- 12	0- 1	0- 0		AWAY		0- 1		0- 2		1- 8	
4- 2	0- 0	0- 0		NEUTRAL		0- 0		1- 0		3- 2	
<hr/>											
6- 10	0- 0	0- 0		NON-CONFERENCE		0- 0		1- 1		5- 9	
1- 3	0- 0	0- 0		HOME		0- 0		0- 1		1- 2	
1- 5	0- 0	0- 0		AWAY		0- 0		0- 0		1- 5	
4- 2	0- 0	0- 0		NEUTRAL		0- 0		1- 0		3- 2	
<hr/>											
1- 13	0- 1	0- 0		CONFERENCE		0- 2		0- 3		1- 7	
1- 6	0- 0	0- 0		HOME		0- 1		0- 1		1- 4	
0- 7	0- 1	0- 0		AWAY		0- 1		0- 2		0- 3	
0- 0	0- 0	0- 0		NEUTRAL		0- 0		0- 0		0- 0	
<hr/>											
RPI S	Opponent	Score	RPI S	Opponent	Score	RPI S	Opponent	Score	RPI S	Opponent	Score
14 A	Western Ky.	0 3				63 H	UTSA	1 3	103 A	Southern Miss.	0 3
						65 A	Rice	0 3	109 N	High Point	3 2
									111 A	Marshall	0 3
									111 H	Marshall	2 3
									113 H	South Fla.	0 3
									157 H	UNCG	0 3
									178 A	Fla. Atlantic	0 3
									178 H	Fla. Atlantic	0 3
									181 N	Ill.-Chicago	1 3
									183 H	Elon	3 1
									187 A	North Texas	0 3
									197 H	Mercer	1 3
									207 N	Wofford	1 3
									213 A	UTEP	0 3
									216 A	Furman	1 3
									222 A	USC Upstate	2 3
									224 A	Jacksonville	3 1
									230 A	William & Mary	1 3
									234 A	Wake Forest	1 3
									234 H	FIU	3 0
									239 A	Davidson	0 3
									257 H	Louisiana Tech	1 3
									264 N	Western Caro.	3 1
									277 H	UAB	0 3
									278 H	Middle Tenn.	2 3
									301 N	Presbyterian	3 1
									329 N	Coppin St.	3 0
<hr/>											
			LAST 10 GAMES								

Non-Div. I Games:

Charlotte

Average RPI Win:	268	WON-LOST	WINNING	LAST 10	STRENGTH OF	OPP. STRENGTH	TEAM	ADJ	CONF.	ADJ CONF.						
Average RPI Loss:	206	RECORD	PCT. RANK	GAMES	SCHEDULE	OF SCHEDULE	RPI	RPI	RPI	RPI						
DIV. I ONLY	13- 20	.39394	220	2- 8	303	296	278	.40831	284	24	24					
DIV. I NON-CONF.	5- 11	.3125	252	0- 0	327	323	320	.33617	321	27	27					
<hr/>																
TOTALS	RPI 1-25	RPI 26-50		W-L RECORDS		RPI 51-100		RPI 101-150		RPI 150+						
13- 20	0- 0	0- 0		OVERALL		0- 0		1- 6		12- 14						
4- 5	0- 0	0- 0		HOME		0- 0		1- 1		3- 4						
7- 9	0- 0	0- 0		AWAY		0- 0		0- 3		7- 6						
2- 6	0- 0	0- 0		NEUTRAL		0- 0		0- 2		2- 4						
<hr/>																
5- 11	0- 0	0- 0		NON-CONFERENCE		0- 0		0- 3		5- 8						
0- 1	0- 0	0- 0		HOME		0- 0		0- 0		0- 1						
3- 5	0- 0	0- 0		AWAY		0- 0		0- 1		3- 4						
2- 5	0- 0	0- 0		NEUTRAL		0- 0		0- 2		2- 3						
<hr/>																
8- 9	0- 0	0- 0		CONFERENCE		0- 0		1- 3		7- 6						
4- 4	0- 0	0- 0		HOME		0- 0		1- 1		3- 3						
4- 4	0- 0	0- 0		AWAY		0- 0		0- 2		4- 2						
0- 1	0- 0	0- 0		NEUTRAL		0- 0		0- 0		0- 1						
<hr/>																
RPI	S	Opponent	Score	RPI	S	Opponent	Score	RPI	S	Opponent	Score					
								106	A	Col. of Charleston	1	3				
								109	A	High Point	0	3				
								109	H	High Point	1	3				
								118	A	Radford	0	3				
								118	H	Radford	3	1				
								136	N	Austin Peay	0	3				
								148	N	VCU	0	3				
								170	A	Liberty	3	2				
								170	H	Liberty	2	3				
								176	A	Campbell	2	3				
								176	H	Campbell	3	2				
								176	N	Campbell	1	3				
								183	H	Elon	0	3				
								227	A	Ga. Southern	1	3				
								244	A	Winthrop	2	3				
								244	H	Winthrop	0	3				
								251	A	Eastern Mich.	1	3				
								258	A	UNC Asheville	3	1				
								258	H	UNC Asheville	3	1				
								264	A	Western Caro.	2	3				
								277	N	UAB	1	3				
								LAST 10 GAMES				287	A	Gardner-Webb	3	1
												287	H	Gardner-Webb	2	3
												290	N	Tennessee Tech	0	3
												291	N	Jacksonville St.	3	2
												301	A	Presbyterian	3	1
												301	H	Presbyterian	3	1

Non-Div. I Games:

Charleston So.

RPI	S	Opponent	Score	
302	A	The Citadel	1	3
302	N	The Citadel	2	3
330	A	Savannah St.	3	1
330	A	Savannah St.	3	1
330	N	Savannah St.	3	0
333	A	South Carolina St.	3	0

Charleston So.

C
h
a
r
l
e
s
t
o
n
S
o
.

C
h
a
r
l
e
s
t
o
n
S
o
.

Average RPI Win: 274		WON-LOST RECORD		WINNING PCT. RANK		LAST 10 GAMES		STRENGTH OF SCHEDULE		OPP. STRENGTH OF SCHEDULE		TEAM RPI		ADJ RPI		CONF. RPI		ADJ CONF. RPI	
DIV. I ONLY		10- 21		.32258 253		3- 7		294		235		284		.40788 285		22		22	
DIV. I NON-CONF.		4- 11		.26667 277		0- 0		314		277		314		.35892 314		19		19	
TOTALS		RPI 1-25		RPI 26-50		W-L RECORDS		RPI 51-100		RPI 101-150		RPI 150+							
10- 21		0- 0		0- 1		OVERALL		0- 4		0- 1		10- 15							
5- 10		0- 0		0- 0		HOME		0- 2		0- 0		5- 8							
4- 6		0- 0		0- 1		AWAY		0- 2		0- 0		4- 3							
1- 5		0- 0		0- 0		NEUTRAL		0- 0		0- 1		1- 4							
4- 11		0- 0		0- 0		NON-CONFERENCE		0- 0		0- 1		4- 10							
2- 4		0- 0		0- 0		HOME		0- 0		0- 0		2- 4							
1- 2		0- 0		0- 0		AWAY		0- 0		0- 0		1- 2							
1- 5		0- 0		0- 0		NEUTRAL		0- 0		0- 1		1- 4							
6- 10		0- 0		0- 1		CONFERENCE		0- 4		0- 0		6- 5							
3- 6		0- 0		0- 0		HOME		0- 2		0- 0		3- 4							
3- 4		0- 0		0- 1		AWAY		0- 2		0- 0		3- 1							
0- 0		0- 0		0- 0		NEUTRAL		0- 0		0- 0		0- 0							
RPI S	Opponent	Score		RPI S	Opponent	Score		RPI S	Opponent	Score		RPI S	Opponent	Score					
				35 A	Coastal Caro.	0 3		55 A	Arkansas St.	0 3		104 N	UNCW	0 3					
								55 H	Arkansas St.	0 3		164 A	UT Arlington	0 3					
								82 A	Texas St.	2 3		164 H	UT Arlington	0 3					
								82 H	Texas St.	0 3		171 N	Memphis	0 3					
												187 A	North Texas	0 3					
												198 H	South Ala.	1 3					
												206 A	Houston Baptist	2 3					
												209 A	Little Rock	3 2					
												209 H	Little Rock	2 3					
												219 N	Weber St.	1 3					
												227 H	Ga. Southern	2 3					
												229 N	Indiana St.	2 3					
												245 N	Houston	1 3					
												247 H	Northwestern St.	2 3					
												248 H	Georgia St.	3 0					
												253 H	Air Force	2 3					
												263 N	UT Martin	3 1					
												272 H	Troy	3 0					
												277 A	UAB	3 1					
												282 H	McNeese	1 3					
												286 A	La.-Monroe	3 2					
												286 H	La.-Monroe	3 2					
												298 A	Appalachian St.	3 1					
												300 H	Southeastern La.	3 0					
												305 H	Alabama A&M	3 0					
												316 H	Nicholls St.	1 3					
LAST 10 GAMES																			
				82 H	Texas St.	0 3		164 A	UT Arlington	0 3		298 A	Appalachian St.	3 1					
				164 H	UT Arlington	0 3		82 A	Texas St.	2 3		300 H	Southeastern La.	3 0					
				286 A	La.-Monroe	3 2		298 A	Appalachian St.	3 1		305 H	Alabama A&M	3 0					
				198 H	South Ala.	1 3		35 A	Coastal Caro.	0 3		316 H	Nicholls St.	1 3					
				272 H	Troy	3 0		209 H	Little Rock	2 3									

Non-Div. I Games:

UL Lafayette

Average RPI Win: 258		WON-LOST RECORD		WINNING PCT. RANK		LAST 10 GAMES		STRENGTH OF SCHEDULE		OPP. STRENGTH OF SCHEDULE		TEAM RPI		ADJ RPI		CONF. RPI		ADJ CONF. RPI			
DIV. I ONLY		9- 25		.26471 279		1- 9		261		238		285		.40775 286		22		22			
DIV. I NON-CONF.		6- 12		.33333 244		0- 0		258		267		272		.4117 271		19		19			
TOTALS		RPI 1-25		RPI 26-50		W-L RECORDS		RPI 51-100		RPI 101-150		RPI 150+									
9- 25		0- 0		0- 2		OVERALL		0- 5		0- 2		9- 16									
3- 7		0- 0		0- 0		HOME		0- 2		0- 1		3- 4									
3- 12		0- 0		0- 1		AWAY		0- 3		0- 0		3- 8									
3- 6		0- 0		0- 1		NEUTRAL		0- 0		0- 1		3- 4									
6- 12		0- 0		0- 1		NON-CONFERENCE		0- 1		0- 2		6- 8									
0- 1		0- 0		0- 0		HOME		0- 0		0- 1		0- 0									
3- 5		0- 0		0- 0		AWAY		0- 1		0- 0		3- 4									
3- 6		0- 0		0- 1		NEUTRAL		0- 0		0- 1		3- 4									
3- 13		0- 0		0- 1		CONFERENCE		0- 4		0- 0		3- 8									
3- 6		0- 0		0- 0		HOME		0- 2		0- 0		3- 4									
0- 7		0- 0		0- 1		AWAY		0- 2		0- 0		0- 4									
0- 0		0- 0		0- 0		NEUTRAL		0- 0		0- 0		0- 0									
RPI	S	Opponent		Score		RPI	S	Opponent		Score		RPI	S	Opponent		Score					
				35	A	Coastal Caro.		0	3	55	A	Arkansas St.		0	3	103	H	Southern Miss.		0	3
				38	N	Cincinnati		0	3	55	H	Arkansas St.		0	3	114	N	Kennesaw St.		0	3
										82	A	Texas St.		1	3	164	A	UT Arlington		0	3
										82	H	Texas St.		0	3	164	H	UT Arlington		1	3
										84	A	Tennessee		0	3	169	A	SFA		1	3
																192	N	San Jose St.		0	3
																198	H	South Ala.		3	2
																206	A	Houston Baptist		0	3
																209	A	Little Rock		0	3
																209	H	Little Rock		2	3
																211	A	Central Ark.		3	2
																221	N	Oral Roberts		0	3
																227	H	Ga. Southern		3	0
																245	A	Houston		2	3
																246	N	Incarnate Word		3	0
																247	A	Northwestern St.		1	3
																248	H	Georgia St.		3	1
																254	N	Evansville		2	3
																257	A	Louisiana Tech		3	0
																272	H	Troy		0	3
																278	N	Middle Tenn.		0	3
																285	A	UL Lafayette		2	3
																285	H	UL Lafayette		2	3
																291	A	Jacksonville St.		3	2
																298	A	Appalachian St.		0	3
																316	N	Nicholls St.		3	1
																332	N	Alcorn		3	0
				LAST 10 GAMES																	
				164	H	UT Arlington		1	3	82	A	Texas St.		1	3						
				82	H	Texas St.		0	3	164	A	UT Arlington		0	3						
				285	H	UL Lafayette		2	3	35	A	Coastal Caro.		0	3						
				272	H	Troy		0	3	298	A	Appalachian St.		0	3						
				198	H	South Ala.		3	2	55	H	Arkansas St.		0	3						

Non-Div. I Games:

La.-Monroe

Average RPI Win: 290		WON-LOST	WINNING	LAST 10	STRENGTH OF		OPP. STRENGTH	TEAM	ADJ	CONF.	ADJ CONF.
Average RPI Loss: 199		RECORD	PCT. RANK	GAMES	SCHEDULE		OF SCHEDULE	RPI	RPI	RPI	RPI
DIV. I ONLY		12- 18	.4 214	3- 7	309		292	280	.40764 287	24	24
DIV. I NON-CONF.		9- 5	.64286 104	1- 0	326		321	257	.42253 262	27	27
TOTALS		RPI 1-25	RPI 26-50	W-L RECORDS	RPI 51-100		RPI 101-150	RPI 150+			
12- 18	0- 0	0- 0	OVERALL	0- 0	0- 0		0- 5	12- 13			
2- 8	0- 0	0- 0	HOME	0- 0	0- 0		0- 2	2- 6			
6- 8	0- 0	0- 0	AWAY	0- 0	0- 0		0- 3	6- 5			
4- 2	0- 0	0- 0	NEUTRAL	0- 0	0- 0		0- 0	4- 2			
9- 5	0- 0	0- 0	NON-CONFERENCE	0- 0	0- 0		0- 1	9- 4			
2- 0	0- 0	0- 0	HOME	0- 0	0- 0		0- 0	2- 0			
3- 3	0- 0	0- 0	AWAY	0- 0	0- 0		0- 1	3- 2			
4- 2	0- 0	0- 0	NEUTRAL	0- 0	0- 0		0- 0	4- 2			
3- 13	0- 0	0- 0	CONFERENCE	0- 0	0- 0		0- 4	3- 9			
0- 8	0- 0	0- 0	HOME	0- 0	0- 0		0- 2	0- 6			
3- 5	0- 0	0- 0	AWAY	0- 0	0- 0		0- 2	3- 3			
0- 0	0- 0	0- 0	NEUTRAL	0- 0	0- 0		0- 0	0- 0			
RPI S	Opponent	Score	RPI S	Opponent	Score	RPI S	Opponent	Score	RPI S	Opponent	Score
							108 A	South Carolina	0	3	
							109 A	High Point	1	3	
							109 H	High Point	0	3	
							118 A	Radford	1	3	
							118 H	Radford	0	3	
							170 A	Liberty	0	3	
							170 H	Liberty	2	3	
							176 A	Campbell	1	3	
							176 H	Campbell	0	3	
							183 A	Elon	1	3	
							222 A	USC Upstate	3	2	
							230 N	William & Mary	0	3	
							239 N	Davidson	3	2	
							244 A	Winthrop	3	0	
							244 H	Winthrop	2	3	
							255 N	Robert Morris	3	1	
							258 A	UNC Asheville	2	3	
							258 H	UNC Asheville	2	3	
							270 N	Morehead St.	1	3	
							284 A	Charleston So.	3	2	
							284 H	Charleston So.	1	3	
							301 A	Presbyterian	3	0	
							301 H	Presbyterian	0	3	
							302 A	The Citadel	2	3	
							310 H	N.C. A&T	3	0	
							320 N	Norfolk St.	3	0	
							322 A	N.C. Central	3	0	
							176 H	Campbell	0	3	
							258 A	UNC Asheville	2	3	
							170 H	Liberty	2	3	
							118 H	Radford	0	3	
							322 H	N.C. Central	3	0	
							176 H	Campbell	0	3	
							176 A	Campbell	1	3	
							109 A	High Point	1	3	
							244 H	Winthrop	2	3	
							284 A	Charleston So.	3	2	
							301 A	Presbyterian	3	0	

Non-Div. I Games: Limestone 3 0

Gardner-Webb

RPI	S	Opponent	Score	
322	H	N.C. Central	3	0
328	N	Delaware St.	3	0
333	A	South Carolina St.	3	0

Gardner-Webb

G
a
r
d
n
e
r
-
W
e
b
b

G
a
r
d
n
e
r
-
W
e
b
b

Average RPI Win:		284	WON-LOST RECORD		WINNING PCT. RANK		LAST 10 GAMES		STRENGTH OF SCHEDULE		OPP. STRENGTH OF SCHEDULE		TEAM RPI		ADJ RPI		CONF. RPI		ADJ CONF. RPI	
DIV. I ONLY			6- 24		.2 304		0- 10		240		170		290		.4037 288		13		13	
DIV. I NON-CONF.			5- 9		.35714 236		0- 0		286		293		281		.40275 280		10		9	
TOTALS		RPI 1-25		RPI 26-50		W-L RECORDS		RPI 51-100		RPI 101-150		RPI 150+								
6- 24		0- 3		0- 0		OVERALL		0- 7		0- 2		6- 12								
3- 10		0- 1		0- 0		HOME		0- 3		0- 1		3- 5								
1- 11		0- 2		0- 0		AWAY		0- 4		0- 1		1- 4								
2- 3		0- 0		0- 0		NEUTRAL		0- 0		0- 0		2- 3								
5- 9		0- 1		0- 0		NON-CONFERENCE		0- 1		0- 0		5- 7								
2- 3		0- 0		0- 0		HOME		0- 0		0- 0		2- 3								
1- 3		0- 1		0- 0		AWAY		0- 1		0- 0		1- 1								
2- 3		0- 0		0- 0		NEUTRAL		0- 0		0- 0		2- 3								
1- 15		0- 2		0- 0		CONFERENCE		0- 6		0- 2		1- 5								
1- 7		0- 1		0- 0		HOME		0- 3		0- 1		1- 2								
0- 8		0- 1		0- 0		AWAY		0- 3		0- 1		0- 3								
0- 0		0- 0		0- 0		NEUTRAL		0- 0		0- 0		0- 0								
RPI	S	Opponent		Score		RPI	S	Opponent		Score		RPI	S	Opponent		Score				
16	A	San Diego		0	3				54	A	Cal Poly	0	3	143	A	UC Davis	1	3		
23	A	Hawaii		0	3				54	H	Cal Poly	0	3	143	H	UC Davis	1	3		
23	H	Hawaii		0	3				71	A	Long Beach St.	0	3	151	A	CSUN	1	3		
									71	H	Long Beach St.	0	3	151	H	CSUN	1	3		
									83	A	San Diego St.	0	3	154	A	Chattanooga	0	3		
									93	A	UC Santa Barbara	1	3	167	A	UC Irvine	0	3		
									93	H	UC Santa Barbara	1	3	167	H	UC Irvine	0	3		
														172	H	Colgate	3	2		
														192	N	San Jose St.	2	3		
														200	N	Eastern Wash.	0	3		
														219	H	Weber St.	1	3		
														241	N	Eastern Ky.	1	3		
														253	H	Air Force	1	3		
														267	A	UC Riverside	0	3		
														267	H	UC Riverside	3	1		
														275	H	Niagara	1	3		
														294	A	Grand Canyon	3	1		
														302	H	The Citadel	3	0		
														333	N	South Carolina St.	3	0		
														334	N	Mississippi Val.	3	0		
LAST 10 GAMES																				
						151	A	CSUN	1	3	267	A	UC Riverside	0	3					
						71	H	Long Beach St.	0	3	71	A	Long Beach St.	0	3					
						54	A	Cal Poly	0	3	23	H	Hawaii	0	3					
						93	A	UC Santa Barbara	1	3	143	A	UC Davis	1	3					
						151	H	CSUN	1	3	167	A	UC Irvine	0	3					

Non-Div. I Games:

Cal St. Fullerton

Average RPI Win: 272		WON-LOST	WINNING	LAST 10	STRENGTH OF		OPP. STRENGTH	TEAM	ADJ		CONF.	ADJ CONF.				
Average RPI Loss: 172		RECORD	PCT. RANK	GAMES	SCHEDULE		OF SCHEDULE	RPI	RPI		RPI	RPI				
DIV. I ONLY		8- 20	.28571	270	3- 7		290	217	291	.39949	289	15	15			
DIV. I NON-CONF.		5- 7	.41667	212	0- 0		324	283	297	.38313	295	15	15			
<hr/>																
TOTALS		RPI 1-25		RPI 26-50		W-L RECORDS		RPI 51-100		RPI 101-150		RPI 150+				
8- 20		0- 0		0- 2		OVERALL		0- 1		0- 7		8- 10				
3- 8		0- 0		0- 1		HOME		0- 0		0- 3		3- 4				
1- 10		0- 0		0- 1		AWAY		0- 1		0- 4		1- 4				
4- 2		0- 0		0- 0		NEUTRAL		0- 0		0- 0		4- 2				
5- 7		0- 0		0- 0		NON-CONFERENCE		0- 0		0- 2		5- 5				
1- 2		0- 0		0- 0		HOME		0- 0		0- 0		1- 2				
0- 3		0- 0		0- 0		AWAY		0- 0		0- 2		0- 1				
4- 2		0- 0		0- 0		NEUTRAL		0- 0		0- 0		4- 2				
3- 13		0- 0		0- 2		CONFERENCE		0- 1		0- 5		3- 5				
2- 6		0- 0		0- 1		HOME		0- 0		0- 3		2- 2				
1- 7		0- 0		0- 1		AWAY		0- 1		0- 2		1- 3				
0- 0		0- 0		0- 0		NEUTRAL		0- 0		0- 0		0- 0				
RPI	S	Opponent		Score	RPI	S	Opponent		Score	RPI	S	Opponent		Score		
					40	A	Miami (OH)		0	3	51	A	Northern Ill.		2	3
					40	H	Miami (OH)		1	3						
											117	A	Bowling Green		0	3
											117	H	Bowling Green		1	3
											133	A	Ohio		0	3
											133	H	Ohio		1	3
											145	H	Toledo		1	3
											147	A	Milwaukee		0	3
											149	A	West Virginia		0	3
											189	A	Western Mich.		0	3
											195	A	UMBC		1	3
											198	A	Kent St.		1	3
											198	H	Kent St.		3	2
											210	A	Ball St.		0	3
											214	H	Youngstown St.		0	3
											218	H	Central Mich.		3	2
											241	H	Eastern Ky.		1	3
											243	N	Dartmouth		3	1
											244	N	Winthrop		3	0
											251	H	Eastern Mich.		0	3
											266	N	Bradley		0	3
											303	N	Loyola Maryland		1	3
											307	A	Buffalo		3	2
											307	H	Buffalo		2	3
											317	H	Canisius		3	0
											318	N	Western Ill.		3	2
											328	N	Delaware St.		3	0
<hr/>																
LAST 10 GAMES																
					117	A	Bowling Green		0	3	198	H	Kent St.		3	2
					40	A	Miami (OH)		0	3	218	H	Central Mich.		3	2
					210	A	Ball St.		0	3	251	H	Eastern Mich.		0	3
					307	A	Buffalo		3	2	51	A	Northern Ill.		2	3
					133	H	Ohio		1	3	189	A	Western Mich.		0	3

Non-Div. I Games:

Akron

Average RPI Win: 269		WON-LOST RECORD		WINNING PCT. RANK		LAST 10 GAMES		STRENGTH OF SCHEDULE		OPP. STRENGTH OF SCHEDULE		TEAM RPI		ADJ RPI		CONF. RPI		ADJ CONF. RPI	
DIV. I ONLY		7- 22		.24138 289		1- 9		256		261		292		.39853 290		26		26	
DIV. I NON-CONF.		4- 9		.30769 257		0- 0		240		208		265		.41816 265		26		26	
TOTALS		RPI 1-25		RPI 26-50		W-L RECORDS		RPI 51-100		RPI 101-150		RPI 150+							
7- 22		0- 0		0- 0		OVERALL		0- 2		0- 7		7- 13							
3- 5		0- 0		0- 0		HOME		0- 0		0- 1		3- 4							
1- 12		0- 0		0- 0		AWAY		0- 1		0- 2		1- 9							
3- 5		0- 0		0- 0		NEUTRAL		0- 1		0- 4		3- 0							
4- 9		0- 0		0- 0		NON-CONFERENCE		0- 1		0- 5		4- 3							
0- 0		0- 0		0- 0		HOME		0- 0		0- 0		0- 0							
1- 4		0- 0		0- 0		AWAY		0- 0		0- 1		1- 3							
3- 5		0- 0		0- 0		NEUTRAL		0- 1		0- 4		3- 0							
3- 13		0- 0		0- 0		CONFERENCE		0- 1		0- 2		3- 10							
3- 5		0- 0		0- 0		HOME		0- 0		0- 1		3- 4							
0- 8		0- 0		0- 0		AWAY		0- 1		0- 1		0- 6							
0- 0		0- 0		0- 0		NEUTRAL		0- 0		0- 0		0- 0							
RPI S	Opponent	Score		RPI S	Opponent	Score		RPI S	Opponent	Score		RPI S	Opponent	Score					
								74 N	Wyoming	0	3	101 H	SIUE	0	3				
								96 A	Murray St.	0	3	118 N	Radford	0	3				
												122 N	Oregon St.	0	3				
												127 N	Illinois St.	0	3				
												129 A	Samford	1	3				
												136 A	Austin Peay	0	3				
												140 N	Seton Hall	0	3				
												177 A	Belmont	1	3				
												177 H	Belmont	0	3				
												190 A	Tennessee St.	2	3				
												190 H	Tennessee St.	0	3				
												204 A	Idaho	1	3				
												241 A	Eastern Ky.	0	3				
												241 H	Eastern Ky.	3	1				
												247 N	Northwestern St.	3	0				
												263 H	UT Martin	3	1				
												264 A	Western Caro.	3	1				
												270 A	Morehead St.	1	3				
												270 H	Morehead St.	0	3				
												277 A	UAB	0	3				
												277 N	UAB	3	2				
												278 A	Middle Tenn.	2	3				
												284 N	Charleston So.	3	0				
												291 A	Jacksonville St.	0	3				
												291 H	Jacksonville St.	1	3				
												293 A	Southeast Mo. St.	0	3				
												309 H	Eastern Ill.	3	2				
LAST 10 GAMES				LAST 10 GAMES				LAST 10 GAMES				LAST 10 GAMES							
				293 A	Southeast Mo. St.	0	3	270 A	Morehead St.	1	3	284 N	Charleston So.	3	0				
				291 A	Jacksonville St.	0	3	309 H	Eastern Ill.	3	2	291 A	Jacksonville St.	0	3				
				177 H	Belmont	0	3	101 H	SIUE	0	3	291 H	Jacksonville St.	1	3				
				190 H	Tennessee St.	0	3	136 A	Austin Peay	0	3	293 A	Southeast Mo. St.	0	3				
				241 A	Eastern Ky.	0	3	96 A	Murray St.	0	3	309 H	Eastern Ill.	3	2				

Non-Div. I Games:

Tennessee Tech

Average RPI Win:	297	WON-LOST RECORD	WINNING PCT. RANK	LAST 10 GAMES	STRENGTH OF SCHEDULE	OPP. STRENGTH OF SCHEDULE	TEAM RPI	ADJ RPI	CONF. RPI	ADJ CONF. RPI				
DIV. I ONLY		18- 19	.48649	182	2- 8	331	300	289	.39822	291	26	26		
DIV. I NON-CONF.		12- 8	.6	123	1- 0	334	327	300	.37736	301	26	26		
<hr/>														
TOTALS	RPI 1-25	RPI 26-50		W-L RECORDS		RPI 51-100		RPI 101-150		RPI 150+				
18- 19	0- 0	0- 0		OVERALL		0- 3		0- 3		18- 13				
11- 7	0- 0	0- 0		HOME		0- 1		0- 2		11- 4				
5- 9	0- 0	0- 0		AWAY		0- 2		0- 1		5- 6				
2- 3	0- 0	0- 0		NEUTRAL		0- 0		0- 0		2- 3				
12- 8	0- 0	0- 0		NON-CONFERENCE		0- 1		0- 1		12- 6				
7- 3	0- 0	0- 0		HOME		0- 1		0- 1		7- 1				
3- 2	0- 0	0- 0		AWAY		0- 0		0- 0		3- 2				
2- 3	0- 0	0- 0		NEUTRAL		0- 0		0- 0		2- 3				
6- 11	0- 0	0- 0		CONFERENCE		0- 2		0- 2		6- 7				
4- 4	0- 0	0- 0		HOME		0- 0		0- 1		4- 3				
2- 7	0- 0	0- 0		AWAY		0- 2		0- 1		2- 4				
0- 0	0- 0	0- 0		NEUTRAL		0- 0		0- 0		0- 0				
<hr/>														
RPI S	Opponent	Score	RPI S	Opponent	Score	RPI S	Opponent	Score	RPI S	Opponent	Score			
						96 A	Murray St.	0 3	101 H	SIUE	1 3			
						96 A	Murray St.	0 3	114 H	Kennesaw St.	1 3			
						98 H	North Dakota	0 3	136 A	Austin Peay	0 3			
									177 A	Belmont	3 1			
									177 H	Belmont	2 3			
									190 A	Tennessee St.	2 3			
									190 H	Tennessee St.	1 3			
									227 A	Ga. Southern	0 3			
									241 A	Eastern Ky.	2 3			
									241 H	Eastern Ky.	3 0			
									253 A	Air Force	2 3			
									254 H	Evansville	3 2			
									259 N	Montana St.	1 3			
									263 A	UT Martin	0 3			
									270 A	Morehead St.	0 3			
									270 H	Morehead St.	3 1			
									277 H	UAB	3 1			
									284 N	Charleston So.	2 3			
									286 H	La.-Monroe	2 3			
									290 A	Tennessee Tech	3 1			
									290 H	Tennessee Tech	3 0			
									293 H	Southeast Mo. St.	3 0			
									294 N	Grand Canyon	0 3			
									302 N	The Citadel	3 0			
									309 H	Eastern Ill.	2 3			
									316 H	Nicholls St.	3 0			
									324 H	New Orleans	3 2			
<hr/>														
LAST 10 GAMES														
						96 A	Murray St.	0 3	270 A	Morehead St.	0 3	294 N	Grand Canyon	0 3
						263 A	UT Martin	0 3	241 A	Eastern Ky.	2 3	302 N	The Citadel	3 0
						290 H	Tennessee Tech	3 0	101 H	SIUE	1 3	309 H	Eastern Ill.	2 3
						190 H	Tennessee St.	1 3	309 H	Eastern Ill.	2 3	316 H	Nicholls St.	3 0
						177 H	Belmont	2 3	334 A	Mississippi Val.	3 0	324 H	New Orleans	3 2

Non-Div. I Games:

Jacksonville St.

RPI	S	Opponent	Score	
326	A	Jackson St.	3	0
326	H	Jackson St.	3	0
330	N	Savannah St.	3	0
332	A	Alcorn	3	0
332	H	Alcorn	3	0
334	A	Mississippi Val.	3	0
334	H	Mississippi Val.	3	0

Jacksonville St.

J
a
c
k
s
o
n
v
i
l
l
e
s
t
.

J
a
c
k
s
o
n
v
i
l
l
e
s
t
.

Average RPI Win: 192		WON-LOST	WINNING	LAST 10	STRENGTH OF		OPP. STRENGTH	TEAM	ADJ	CONF.	ADJ CONF.	
Average RPI Loss: 164		RECORD	PCT. RANK	GAMES	SCHEDULE		OF SCHEDULE	RPI	RPI	RPI	RPI	
DIV. I ONLY		4- 24	.14286	319	209		177	295	.39743	292	19	19
DIV. I NON-CONF.		2- 10	.16667	297	268		156	305	.37603	302	17	17
<hr/>												
TOTALS		RPI 1-25		RPI 26-50		W-L RECORDS		RPI 51-100		RPI 101-150		RPI 150+
4- 24		0- 0		0- 0		OVERALL		0- 5		1- 9		3- 10
2- 6		0- 0		0- 0		HOME		0- 1		1- 3		1- 2
0- 13		0- 0		0- 0		AWAY		0- 3		0- 5		0- 5
2- 5		0- 0		0- 0		NEUTRAL		0- 1		0- 1		2- 3
2- 10		0- 0		0- 0		NON-CONFERENCE		0- 2		0- 3		2- 5
0- 0		0- 0		0- 0		HOME		0- 0		0- 0		0- 0
0- 5		0- 0		0- 0		AWAY		0- 1		0- 2		0- 2
2- 5		0- 0		0- 0		NEUTRAL		0- 1		0- 1		2- 3
2- 14		0- 0		0- 0		CONFERENCE		0- 3		1- 6		1- 5
2- 6		0- 0		0- 0		HOME		0- 1		1- 3		1- 2
0- 8		0- 0		0- 0		AWAY		0- 2		0- 3		0- 3
0- 0		0- 0		0- 0		NEUTRAL		0- 0		0- 0		0- 0
RPI	S	Opponent	Score	RPI	S	Opponent	Score	RPI	S	Opponent	Score	
						80 N Gonzaga	2 3	110 A Denver		0 3		
						85 A Nevada	1 3	112 A Sacramento St.		0 3		
						92 A Northern Ariz.	0 3	112 H Sacramento St.		3 2		
						92 H Northern Ariz.	0 3	125 A Utah Valley		0 3		
						98 A North Dakota	0 3	130 A Idaho St.		1 3		
								130 H Idaho St.		1 3		
								142 H Northern Colo.		0 3		
								143 N UC Davis		2 3		
								146 A Portland St.		0 3		
								146 H Portland St.		1 3		
								179 A California		0 3		
								187 N North Texas		3 0		
								192 N San Jose St.		3 2		
								200 A Eastern Wash.		0 3		
								204 A Idaho		2 3		
								219 A Weber St.		0 3		
								219 H Weber St.		2 3		
								233 N Georgetown		2 3		
								253 A Air Force		1 3		
								259 H Montana St.		0 3		
								267 N UC Riverside		1 3		
								267 N UC Riverside		0 3		
								276 H Montana		3 1		
LAST 10 GAMES												
						92 A Northern Ariz.	0 3	146 A Portland St.		0 3		
						142 H Northern Colo.	0 3	259 H Montana St.		0 3		
						219 A Weber St.	0 3	276 H Montana		3 1		
						130 A Idaho St.	1 3	146 H Portland St.		1 3		
						112 A Sacramento St.	0 3	112 H Sacramento St.		3 2		

Non-Div. I Games:

Southern Utah

Average RPI Win:	266	WON-LOST RECORD	WINNING PCT. RANK	LAST 10 GAMES	STRENGTH OF SCHEDULE	OPP. STRENGTH OF SCHEDULE	TEAM RPI	ADJ RPI	CONF. RPI	ADJ CONF. RPI	
DIV. I ONLY		7- 23	.23333 291	5- 5	253	268	293	.39657 293	26	26	
DIV. I NON-CONF.		1- 13	.07143 318	0- 0	265	279	321	.33952 319	26	26	
<hr/>											
TOTALS	RPI 1-25		RPI 26-50	W-L RECORDS		RPI 51-100		RPI 101-150		RPI 150+	
7- 23	0- 0		0- 0	OVERALL		0- 3		0- 5		7- 15	
6- 6	0- 0		0- 0	HOME		0- 2		0- 2		6- 2	
1- 11	0- 0		0- 0	AWAY		0- 1		0- 2		1- 8	
0- 6	0- 0		0- 0	NEUTRAL		0- 0		0- 1		0- 5	
1- 13	0- 0		0- 0	NON-CONFERENCE		0- 1		0- 1		1- 11	
1- 3	0- 0		0- 0	HOME		0- 1		0- 0		1- 2	
0- 4	0- 0		0- 0	AWAY		0- 0		0- 0		0- 4	
0- 6	0- 0		0- 0	NEUTRAL		0- 0		0- 1		0- 5	
6- 10	0- 0		0- 0	CONFERENCE		0- 2		0- 4		6- 4	
5- 3	0- 0		0- 0	HOME		0- 1		0- 2		5- 0	
1- 7	0- 0		0- 0	AWAY		0- 1		0- 2		1- 4	
0- 0	0- 0		0- 0	NEUTRAL		0- 0		0- 0		0- 0	
RPI S	Opponent	Score	RPI S	Opponent	Score	RPI S	Opponent	Score	RPI S	Opponent	Score
						69 H	Southern Ill.	0 3	101 A	SIUE	1 3
						96 A	Murray St.	0 3	101 H	SIUE	2 3
						96 H	Murray St.	0 3	118 N	Radford	0 3
									136 A	Austin Peay	0 3
									136 H	Austin Peay	2 3
									175 N	Duquesne	2 3
									177 H	Belmont	3 2
									181 H	Ill.-Chicago	1 3
									184 A	Valparaiso	0 3
									185 N	Drake	0 3
									190 H	Tennessee St.	3 1
									218 N	Central Mich.	1 3
									219 N	Weber St.	1 3
									241 A	Eastern Ky.	2 3
									247 N	Northwestern St.	1 3
									254 A	Evansville	2 3
									257 H	Louisiana Tech	2 3
									263 A	UT Martin	2 3
									263 H	UT Martin	3 0
									270 A	Morehead St.	1 3
									277 A	UAB	0 3
									290 H	Tennessee Tech	3 0
									291 A	Jacksonville St.	0 3
									309 A	Eastern Ill.	3 0
									309 H	Eastern Ill.	3 0
									318 A	Western Ill.	0 3
									324 H	New Orleans	3 1
			LAST 10 GAMES								
			290 H	Tennessee Tech	3 0	96 H	Murray St.	0 3			
			263 H	UT Martin	3 0	270 A	Morehead St.	1 3			
			309 A	Eastern Ill.	3 0	241 A	Eastern Ky.	2 3			
			101 A	SIUE	1 3	190 H	Tennessee St.	3 1			
			136 H	Austin Peay	2 3	177 H	Belmont	3 2			

Non-Div. I Games:

Southeast Mo. St.

Average RPI Win: 259		WON-LOST	WINNING	LAST 10	STRENGTH OF		OPP. STRENGTH	TEAM	ADJ	CONF.	ADJ CONF.						
Average RPI Loss: 155		RECORD	PCT. RANK	GAMES	SCHEDULE		OF SCHEDULE	RPI	RPI	RPI	RPI						
DIV. I ONLY		5- 21	.19231	306	1- 8		245	189	294	.39563	294	20	20				
DIV. I NON-CONF.		4- 8	.33333	244	0- 0		241	194	262	.42424	260	14	14				
<hr/>																	
TOTALS		RPI 1-25		RPI 26-50		W-L RECORDS		RPI 51-100		RPI 101-150		RPI 150+					
5- 21		0- 0		0- 0		OVERALL		0- 4		0- 7		5- 10					
3- 7		0- 0		0- 0		HOME		0- 1		0- 2		3- 4					
1- 9		0- 0		0- 0		AWAY		0- 1		0- 3		1- 5					
1- 5		0- 0		0- 0		NEUTRAL		0- 2		0- 2		1- 1					
4- 8		0- 0		0- 0		NON-CONFERENCE		0- 2		0- 3		4- 3					
2- 1		0- 0		0- 0		HOME		0- 0		0- 0		2- 1					
1- 2		0- 0		0- 0		AWAY		0- 0		0- 1		1- 1					
1- 5		0- 0		0- 0		NEUTRAL		0- 2		0- 2		1- 1					
1- 13		0- 0		0- 0		CONFERENCE		0- 2		0- 4		1- 7					
1- 6		0- 0		0- 0		HOME		0- 1		0- 2		1- 3					
0- 7		0- 0		0- 0		AWAY		0- 1		0- 2		0- 4					
0- 0		0- 0		0- 0		NEUTRAL		0- 0		0- 0		0- 0					
RPI	S	Opponent	Score	RPI	S	Opponent	Score	RPI	S	Opponent	Score	RPI	S	Opponent	Score		
								54	N	Cal Poly	1	3	112	A	Sacramento St.	0	3
								79	A	New Mexico St.	0	3	123	A	UTRGV	0	3
								79	H	New Mexico St.	0	3	123	H	UTRGV	1	3
								85	N	Nevada	0	3	125	A	Utah Valley	0	3
													125	H	Utah Valley	1	3
													126	N	Santa Clara	0	3
													149	N	West Virginia	0	3
													160	A	CSU Bakersfield	0	3
													160	H	CSU Bakersfield	0	3
													173	A	UMKC	2	3
													173	H	UMKC	0	3
													179	A	California	0	3
													182	A	Seattle U	2	3
													182	H	Seattle U	2	3
													200	H	Eastern Wash.	3	0
													241	H	Eastern Ky.	3	1
													253	A	Air Force	3	2
													259	N	Montana St.	2	3
													288	H	Cal St. Fullerton	1	3
													291	N	Jacksonville St.	3	0
													312	A	Chicago St.	2	3
													312	H	Chicago St.	3	1
<hr/>																	
LAST 10 GAMES																	
182 A Seattle U						2	3	79 A New Mexico St.						0	3		
125 A Utah Valley						0	3	160 H CSU Bakersfield						0	3		
312 H Chicago St.						3	1	125 H Utah Valley						1	3		
173 H UMKC						0	3	182 H Seattle U						2	3		
123 A UTRGV						0	3	173 A UMKC						2	3		

Non-Div. I Games: Benedictine Mesa 3 0

Grand Canyon

Average RPI Win:	318	WON-LOST RECORD	WINNING PCT. RANK	LAST 10 GAMES		STRENGTH OF SCHEDULE	OPP. STRENGTH OF SCHEDULE	TEAM RPI	ADJ RPI	CONF. RPI	ADJ CONF. RPI	
DIV. I ONLY		14- 14	.5 171	7- 3		328	331	287	.3943	295	32	32
DIV. I NON-CONF.		1- 7	.125 306	0- 0		270	309	319	.33773	320	32	32
<hr/>												
TOTALS	RPI 1-25		RPI 26-50		W-L RECORDS		RPI 51-100			RPI 101-150		RPI 150+
14- 14	0- 0		0- 0		OVERALL		0- 1			0- 2		14- 11
6- 4	0- 0		0- 0		HOME		0- 0			0- 0		6- 4
7- 7	0- 0		0- 0		AWAY		0- 0			0- 1		7- 6
1- 3	0- 0		0- 0		NEUTRAL		0- 1			0- 1		1- 1
1- 7	0- 0		0- 0		NON-CONFERENCE		0- 1			0- 2		1- 4
0- 1	0- 0		0- 0		HOME		0- 0			0- 0		0- 1
1- 4	0- 0		0- 0		AWAY		0- 0			0- 1		1- 3
0- 2	0- 0		0- 0		NEUTRAL		0- 1			0- 1		0- 0
13- 7	0- 0		0- 0		CONFERENCE		0- 0			0- 0		13- 7
6- 3	0- 0		0- 0		HOME		0- 0			0- 0		6- 3
6- 3	0- 0		0- 0		AWAY		0- 0			0- 0		6- 3
1- 1	0- 0		0- 0		NEUTRAL		0- 0			0- 0		1- 1
RPI S	Opponent	Score	RPI S	Opponent	Score	RPI S	Opponent	Score	RPI S	Opponent	Score	
						79 N	New Mexico St.	0 3	103 A	Southern Miss.	0 3	
									136 N	Austin Peay	0 3	
									194 A	Alabama St.	0 3	
									194 H	Alabama St.	0 3	
									220 A	Texas Southern	0 3	
									220 H	Texas Southern	0 3	
									220 N	Texas Southern	0 3	
									272 A	Troy	0 3	
									300 A	Southeastern La.	3 1	
									300 A	Southeastern La.	1 3	
									305 A	Alabama A&M	3 1	
									305 H	Alabama A&M	3 2	
									306 A	Prairie View	3 2	
									306 H	Prairie View	3 1	
									314 A	Ark.-Pine Bluff	2 3	
									314 H	Ark.-Pine Bluff	3 1	
									314 N	Ark.-Pine Bluff	3 1	
									316 A	Nicholls St.	0 3	
									316 H	Nicholls St.	0 3	
									325 A	Grambling	3 0	
									325 H	Grambling	3 0	
					LAST 10 GAMES				326 A	Jackson St.	3 0	
					220 N Texas Southern	0 3	220 H Texas Southern	0 3	326 H	Jackson St.	1 3	
					314 N Ark.-Pine Bluff	3 1	334 A Mississippi Val.	3 1	332 A	Alcorn	3 0	
					305 A Alabama A&M	3 1	326 A Jackson St.	3 0	332 H	Alcorn	3 1	
					194 A Alabama St.	0 3	314 H Ark.-Pine Bluff	3 1	334 A	Mississippi Val.	3 1	
					306 H Prairie View	3 1	325 H Grambling	3 0	334 H	Mississippi Val.	3 0	

Non-Div. I Games:

Southern U.

Average RPI Win: 303		WON-LOST RECORD		WINNING PCT. RANK		LAST 10 GAMES		STRENGTH OF SCHEDULE		OPP. STRENGTH OF SCHEDULE		TEAM RPI		ADJ RPI		CONF. RPI		ADJ CONF. RPI	
DIV. I ONLY		4- 25		.13793 320		0- 10		199		210		297		.39423 296		16		16	
DIV. I NON-CONF.		3- 12		.2 289		0- 0		239		229		291		.39126 290		18		18	
TOTALS		RPI 1-25		RPI 26-50		W-L RECORDS		RPI 51-100		RPI 101-150		RPI 150+							
4- 25		0- 0		0- 0		OVERALL		0- 5		0- 6		4- 14							
2- 7		0- 0		0- 0		HOME		0- 2		0- 2		2- 3							
0- 11		0- 0		0- 0		AWAY		0- 3		0- 3		0- 5							
2- 7		0- 0		0- 0		NEUTRAL		0- 0		0- 1		2- 6							
3- 12		0- 0		0- 0		NON-CONFERENCE		0- 1		0- 4		3- 7							
1- 1		0- 0		0- 0		HOME		0- 0		0- 1		1- 0							
0- 4		0- 0		0- 0		AWAY		0- 1		0- 2		0- 1							
2- 7		0- 0		0- 0		NEUTRAL		0- 0		0- 1		2- 6							
1- 13		0- 0		0- 0		CONFERENCE		0- 4		0- 2		1- 7							
1- 6		0- 0		0- 0		HOME		0- 2		0- 1		1- 3							
0- 7		0- 0		0- 0		AWAY		0- 2		0- 1		0- 4							
0- 0		0- 0		0- 0		NEUTRAL		0- 0		0- 0		0- 0							
RPI S	Opponent	Score		RPI S	Opponent	Score		RPI S	Opponent	Score		RPI S	Opponent	Score					
								52 A Lipscomb	1	3		111 H Marshall	0	3					
								52 H Lipscomb	1	3		113 A South Fla.	0	3					
								58 A FGCU	0	3		113 A South Fla.	0	3					
								58 H FGCU	0	3		114 A Kennesaw St.	0	3					
								61 A UCF	0	3		114 H Kennesaw St.	0	3					
												132 N New Mexico	1	3					
												158 A North Florida	0	3					
												158 H North Florida	1	3					
												178 N Fla. Atlantic	0	3					
												191 N Wright St.	0	3					
												196 N LIU Brooklyn	1	3					
												198 N Kent St.	1	3					
												222 A USC Upstate	0	3					
												222 H USC Upstate	2	3					
												224 A Jacksonville	2	3					
												224 H Jacksonville	1	3					
												233 N Georgetown	0	3					
												250 N Stony Brook	0	3					
												258 A UNC Asheville	2	3					
												279 H Bethune-Cookman	3	2					
												304 A NJIT	2	3					
												304 H NJIT	3	0					
												305 N Alabama A&M	3	0					
												322 N N.C. Central	3	0					
LAST 10 GAMES																			
								222 A USC Upstate	0	3		224 A Jacksonville	2	3					
								304 A NJIT	2	3		58 H FGCU	0	3					
								52 H Lipscomb	1	3		224 H Jacksonville	1	3					
								114 H Kennesaw St.	0	3		158 H North Florida	1	3					
								158 A North Florida	0	3		114 A Kennesaw St.	0	3					

Non-Div. I Games:

Stetson

Average RPI Win:	288	WON-LOST RECORD	WINNING PCT. RANK	LAST 10 GAMES	STRENGTH OF SCHEDULE	OPP. STRENGTH OF SCHEDULE	TEAM RPI	ADJ RPI	CONF. RPI	ADJ CONF. RPI		
DIV. I ONLY		5- 23	.17857	310	3- 7	246	237	300	.39141	297	25	25
DIV. I NON-CONF.		1- 11	.08333	314	0- 0	183	192	301	.38121	298	22	22
<hr/>												
TOTALS	RPI 1-25	RPI 26-50		W-L RECORDS		RPI 51-100		RPI 101-150		RPI 150+		
5- 23	0- 0	0- 0		OVERALL		0- 5		0- 3		5- 15		
3- 7	0- 0	0- 0		HOME		0- 2		0- 1		3- 4		
1- 10	0- 0	0- 0		AWAY		0- 2		0- 1		1- 7		
1- 6	0- 0	0- 0		NEUTRAL		0- 1		0- 1		1- 4		
1- 11	0- 0	0- 0		NON-CONFERENCE		0- 3		0- 1		1- 7		
0- 2	0- 0	0- 0		HOME		0- 1		0- 0		0- 1		
0- 3	0- 0	0- 0		AWAY		0- 1		0- 0		0- 2		
1- 6	0- 0	0- 0		NEUTRAL		0- 1		0- 1		1- 4		
4- 12	0- 0	0- 0		CONFERENCE		0- 2		0- 2		4- 8		
3- 5	0- 0	0- 0		HOME		0- 1		0- 1		3- 3		
1- 7	0- 0	0- 0		AWAY		0- 1		0- 1		1- 5		
0- 0	0- 0	0- 0		NEUTRAL		0- 0		0- 0		0- 0		
RPI	S	Opponent	Score	RPI	S	Opponent	Score	RPI	S	Opponent	Score	
						51 N Northern Ill.	0 3	110 A Denver		0 3		
						75 A Green Bay	0 3	110 H Denver		0 3		
						95 A South Dakota	0 3	150 N Texas Tech		0 3		
						95 H South Dakota	0 3	169 N SFA		0 3		
						98 H North Dakota	1 3	175 N Duquesne		0 3		
								184 A Valparaiso		0 3		
								185 A Drake		2 3		
								186 A IUPUI		0 3		
								186 H IUPUI		0 3		
								203 A North Dakota St.		1 3		
								203 H North Dakota St.		2 3		
								213 N UTEP		1 3		
								218 N Central Mich.		0 3		
								221 A Oral Roberts		0 3		
								221 H Oral Roberts		2 3		
								232 A Fort Wayne		1 3		
								232 H Fort Wayne		3 1		
								265 A Omaha		2 3		
								265 H Omaha		3 0		
								266 H Bradley		0 3		
								309 N Eastern Ill.		3 0		
								318 A Western Ill.		3 2		
								318 H Western Ill.		3 2		
				LAST 10 GAMES								
				95 A South Dakota	0 3	221 H Oral Roberts	2 3					
				203 A North Dakota St.	1 3	186 A IUPUI	0 3					
				318 H Western Ill.	3 2	110 H Denver	0 3					
				265 A Omaha	2 3	318 A Western Ill.	3 2					
				232 H Fort Wayne	3 1	232 A Fort Wayne	1 3					

Non-Div. I Games:

South Dakota St.

Average RPI Win:	276	WON-LOST	WINNING	LAST 10	STRENGTH OF	OPP. STRENGTH	TEAM	ADJ	CONF.	ADJ CONF.	
Average RPI Loss:	177	RECORD	PCT. RANK	GAMES	SCHEDULE	OF SCHEDULE	RPI	RPI	RPI	RPI	
DIV. I ONLY	4- 25	.13793	320	2- 8	221	225	304	.38884	298	22	22
DIV. I NON-CONF.	2- 11	.15385	301	0- 0	208	224	293	.38975	292	19	19
<hr/>											
TOTALS	RPI 1-25	RPI 26-50		W-L RECORDS	RPI 51-100		RPI 101-150		RPI 150+		
4- 25	0- 0	0- 2		OVERALL	0- 3		0- 3		4- 17		
2- 11	0- 0	0- 1		HOME	0- 1		0- 2		2- 7		
0- 10	0- 0	0- 1		AWAY	0- 1		0- 0		0- 8		
2- 4	0- 0	0- 0		NEUTRAL	0- 1		0- 1		2- 2		
<hr/>											
2- 11	0- 0	0- 0		NON-CONFERENCE	0- 1		0- 3		2- 7		
0- 3	0- 0	0- 0		HOME	0- 0		0- 2		0- 1		
0- 4	0- 0	0- 0		AWAY	0- 0		0- 0		0- 4		
2- 4	0- 0	0- 0		NEUTRAL	0- 1		0- 1		2- 2		
<hr/>											
2- 14	0- 0	0- 2		CONFERENCE	0- 2		0- 0		2- 10		
2- 8	0- 0	0- 1		HOME	0- 1		0- 0		2- 6		
0- 6	0- 0	0- 1		AWAY	0- 1		0- 0		0- 4		
0- 0	0- 0	0- 0		NEUTRAL	0- 0		0- 0		0- 0		
<hr/>											
RPI	S	Opponent	Score	RPI	S	Opponent	Score	RPI	S	Opponent	Score
				35	A	Coastal Caro.	1 3	55	H	Arkansas St.	0 3
				35	H	Coastal Caro.	0 3	82	A	Texas St.	2 3
								91	N	Ole Miss	0 3
								104	H	UNCW	0 3
								107	N	Northern Ky.	1 3
								133	H	Ohio	0 3
								154	A	Chattanooga	2 3
								164	A	UT Arlington	0 3
								168	A	Virginia Tech	2 3
								190	N	Tennessee St.	1 3
								198	A	South Ala.	1 3
								198	H	South Ala.	2 3
								207	H	Wofford	2 3
								209	H	Little Rock	0 3
								210	N	Ball St.	2 3
								227	H	Ga. Southern	3 0
								227	H	Ga. Southern	2 3
								248	A	Georgia St.	2 3
								248	H	Georgia St.	2 3
								264	A	Western Caro.	2 3
								270	A	Morehead St.	2 3
								271	N	Siena	3 0
								272	A	Troy	2 3
								272	H	Troy	2 3
								285	H	UL Lafayette	1 3
								286	H	La.-Monroe	3 0
								320	N	Norfolk St.	3 0
<hr/>											
LAST 10 GAMES											
				272	H	Troy	2 3	198	A	South Ala.	1 3
				198	H	South Ala.	2 3	272	A	Troy	2 3
				227	H	Ga. Southern	2 3	285	H	UL Lafayette	1 3
				227	H	Ga. Southern	3 0	286	H	La.-Monroe	3 0
				248	H	Georgia St.	2 3	35	A	Coastal Caro.	1 3

Non-Div. I Games:

Appalachian St.

Non-Div. I Games:

Manhattan

RPI	S	Opponent	Score	
317	H	Canisius	3	1
323	A	Lafayette	3	1
327	H	Fairleigh Dickinson	3	0
331	A	Saint Peter's	3	0
331	H	Saint Peter's	3	0

Manhattan

M
a
n
h
a
t
t
a
n

M
a
n
h
a
t
t
a
n

Average RPI Win:		288	WON-LOST RECORD		WINNING PCT. RANK		LAST 10 GAMES		STRENGTH OF SCHEDULE		OPP. STRENGTH OF SCHEDULE		TEAM RPI		ADJ RPI		CONF. RPI		ADJ CONF. RPI	
DIV. I ONLY			7- 23		.23333 291		3- 7		269		275		298		.38682 300		28		28	
DIV. I NON-CONF.			1- 12		.07692 316		0- 0		171		225		299		.38166 297		25		25	
TOTALS		RPI 1-25		RPI 26-50		W-L RECORDS		RPI 51-100		RPI 101-150		RPI 150+								
7- 23		0- 1		0- 1		OVERALL		0- 2		0- 3		7- 16								
4- 6		0- 0		0- 0		HOME		0- 1		0- 0		4- 5								
3- 10		0- 0		0- 1		AWAY		0- 0		0- 2		3- 7								
0- 7		0- 1		0- 0		NEUTRAL		0- 1		0- 1		0- 4								
1- 12		0- 1		0- 1		NON-CONFERENCE		0- 1		0- 2		1- 7								
1- 1		0- 0		0- 0		HOME		0- 0		0- 0		1- 1								
0- 5		0- 0		0- 1		AWAY		0- 0		0- 1		0- 3								
0- 6		0- 1		0- 0		NEUTRAL		0- 1		0- 1		0- 3								
6- 11		0- 0		0- 0		CONFERENCE		0- 1		0- 1		6- 9								
3- 5		0- 0		0- 0		HOME		0- 1		0- 0		3- 4								
3- 5		0- 0		0- 0		AWAY		0- 0		0- 1		3- 4								
0- 1		0- 0		0- 0		NEUTRAL		0- 0		0- 0		0- 1								
RPI	S	Opponent		Score		RPI	S	Opponent		Score		RPI	S	Opponent		Score				
5	N	Kansas		0 3		29	A	Purdue		0 3		59	N	Xavier		0 3				
												60	H	A&M-Corpus Christi		0 3				
														135 A Sam Houston St.		1 3				
														137 A Utah St.		1 3				
														146 N Portland St.		0 3				
														169 A SFA		0 3				
														169 N SFA		0 3				
														198 A South Ala.		2 3				
														205 N Florida A&M		1 3				
														206 H Houston Baptist		2 3				
														211 A Central Ark.		0 3				
														211 H Central Ark.		1 3				
														234 N FIU		2 3				
														241 A Abilene Christian		1 3				
														246 H Incarnate Word		2 3				
														247 A Northwestern St.		3 2				
														267 N UC Riverside		0 3				
														268 H Lamar University		3 2				
														272 A Troy		0 3				
														282 A McNeese		3 2				
														282 H McNeese		3 1				
														285 A UL Lafayette		0 3				
														295 H Southern U.		1 3				
														295 H Southern U.		3 1				
														316 A Nicholls St.		2 3				
														316 H Nicholls St.		3 1				
														324 A New Orleans		3 2				
														324 H New Orleans		2 3				

TOTALS		RPI 1-25		RPI 26-50		W-L RECORDS		RPI 51-100		RPI 101-150		RPI 150+								
7- 23		0- 1		0- 1		OVERALL		0- 2		0- 3		7- 16								
4- 6		0- 0		0- 0		HOME		0- 1		0- 0		4- 5								
3- 10		0- 0		0- 1		AWAY		0- 0		0- 2		3- 7								
0- 7		0- 1		0- 0		NEUTRAL		0- 1		0- 1		0- 4								
1- 12		0- 1		0- 1		NON-CONFERENCE		0- 1		0- 2		1- 7								
1- 1		0- 0		0- 0		HOME		0- 0		0- 0		1- 1								
0- 5		0- 0		0- 1		AWAY		0- 0		0- 1		0- 3								
0- 6		0- 1		0- 0		NEUTRAL		0- 1		0- 1		0- 3								
6- 11		0- 0		0- 0		CONFERENCE		0- 1		0- 1		6- 9								
3- 5		0- 0		0- 0		HOME		0- 1		0- 0		3- 4								
3- 5		0- 0		0- 0		AWAY		0- 0		0- 1		3- 4								
0- 1		0- 0		0- 0		NEUTRAL		0- 0		0- 0		0- 1								
RPI	S	Opponent		Score		RPI	S	Opponent		Score		RPI	S	Opponent		Score				
5	N	Kansas		0 3		29	A	Purdue		0 3		59	N	Xavier		0 3				
												60	H	A&M-Corpus Christi		0 3				
														135 A Sam Houston St.		1 3				
														137 A Utah St.		1 3				
														146 N Portland St.		0 3				
														169 A SFA		0 3				
														169 N SFA		0 3				
														198 A South Ala.		2 3				
														205 N Florida A&M		1 3				
														206 H Houston Baptist		2 3				
														211 A Central Ark.		0 3				
														211 H Central Ark.		1 3				
														234 N FIU		2 3				
														241 A Abilene Christian		1 3				
														246 H Incarnate Word		2 3				
														247 A Northwestern St.		3 2				
														267 N UC Riverside		0 3				
														268 H Lamar University		3 2				
														272 A Troy		0 3				
														282 A McNeese		3 2				
														282 H McNeese		3 1				
														285 A UL Lafayette		0 3				
														295 H Southern U.		1 3				
														295 H Southern U.		3 1				
														316 A Nicholls St.		2 3				
														316 H Nicholls St.		3 1				
														324 A New Orleans		3 2				
														324 H New Orleans		2 3				

TOTALS		RPI 1-25		RPI 26-50		W-L RECORDS		RPI 51-100		RPI 101-150		RPI 150+								
7- 23		0- 1		0- 1		OVERALL		0- 2		0- 3		7- 16								
4- 6		0- 0		0- 0		HOME		0- 1		0- 0		4- 5								
3- 10		0- 0		0- 1		AWAY		0- 0		0- 2		3- 7								
0- 7		0- 1		0- 0		NEUTRAL		0- 1		0- 1		0- 4								
1- 12		0- 1		0- 1		NON-CONFERENCE		0- 1		0- 2		1- 7								
1- 1		0- 0		0- 0		HOME		0- 0		0- 0		1- 1								
0- 5		0- 0		0- 1		AWAY		0- 0		0- 1		0- 3								
0- 6		0- 1		0- 0		NEUTRAL		0- 1		0- 1		0- 3								
6- 11		0- 0		0- 0		CONFERENCE		0- 1		0- 1		6- 9								
3- 5		0- 0		0- 0		HOME		0- 1		0- 0		3- 4								
3- 5		0- 0		0- 0		AWAY		0- 0		0- 1		3- 4								
0- 1		0- 0		0- 0		NEUTRAL		0- 0		0- 0		0- 1								
RPI	S	Opponent		Score		RPI	S	Opponent		Score		RPI	S	Opponent		Score				
5	N	Kansas		0 3		29	A	Purdue		0 3		59	N	Xavier		0 3				
												60	H	A&M-Corpus Christi		0 3				
														135 A Sam Houston St.		1 3				
														137 A Utah St.		1 3				
														146 N Portland St.		0 3				
														169 A SFA		0 3				
														169 N SFA		0 3				
														198 A South Ala.		2 3				
														205 N Florida A&M		1 3				
														206 H Houston Baptist		2 3				
														211 A Central Ark.		0 3				
														211 H Central Ark.		1 3				
														234 N FIU		2 3				
														241 A Abilene Christian		1 3				
														246 H Incarnate Word		2 3				
														247 A Northwestern St.		3 2				
														267 N UC Riverside		0 3				
														268 H Lamar University		3 2				
														272 A Troy		0 3				
														282 A McNeese		3 2				
														282 H McNeese		3 1				
														285 A UL Lafayette		0 3				
														295 H Southern U.		1 3				
														295 H Southern U.		3 1				
														316 A Nicholls St.		2 3				
														316 H Nicholls St.		3 1				
														324 A New Orleans		3 2				
														324 H New Orleans		2 3				

TOTALS		RPI 1-25		RPI 26-50		W-L RECORDS		RPI 51-100		RPI 101-150		RPI 150+								
7- 23		0- 1		0- 1		OVERALL		0- 2		0- 3		7- 16								
4- 6		0- 0		0- 0		HOME		0- 1		0- 0		4- 5								
3- 10		0- 0		0- 1		AWAY		0- 0		0- 2		3- 7								
0- 7		0- 1		0- 0		NEUTRAL		0- 1		0- 1		0- 4								
1- 12		0- 1		0- 1		NON-CONFERENCE		0- 1		0- 2		1- 7								
1- 1		0- 0		0- 0		HOME		0- 0		0- 0		1- 1								
0- 5		0- 0		0- 1		AWAY		0- 0		0- 1		0- 3								
0- 6		0- 1		0- 0		NEUTRAL		0- 1		0- 1		0- 3								
6- 11		0- 0		0- 0		CONFERENCE		0- 1		0- 1		6- 9								
3- 5		0- 0		0- 0		HOME		0- 1		0- 0		3- 4								
3- 5		0- 0		0- 0		AWAY		0- 0		0- 1		3- 4								
0- 1		0- 0		0- 0		NEUTRAL		0- 0		0- 0		0- 1								
RPI	S	Opponent		Score		RPI	S	Opponent		Score		RPI	S	Opponent		Score				
5	N	Kansas		0 3		29	A	Purdue												

Non-Div. I Games:

Southeastern La.

Average RPI Win:	291	WON-LOST RECORD	WINNING PCT. RANK	LAST 10 GAMES	STRENGTH OF SCHEDULE	OPP. STRENGTH OF SCHEDULE	TEAM RPI	ADJ RPI	CONF. RPI	ADJ CONF. RPI				
DIV. I ONLY		5- 26	.16129 314	1- 9	224	284	306	.38603 301	24	24				
DIV. I NON-CONF.		2- 13	.13333 304	0- 1	259	291	315	.35613 315	27	27				
<hr/>														
TOTALS	RPI 1-25	RPI 26-50		W-L RECORDS		RPI 51-100		RPI 101-150		RPI 150+				
5- 26	0- 0	0- 0		OVERALL		0- 3		0- 4		5- 19				
2- 7	0- 0	0- 0		HOME		0- 0		0- 2		2- 5				
1- 13	0- 0	0- 0		AWAY		0- 2		0- 2		1- 9				
2- 6	0- 0	0- 0		NEUTRAL		0- 1		0- 0		2- 5				
<hr/>														
2- 13	0- 0	0- 0		NON-CONFERENCE		0- 3		0- 0		2- 10				
0- 1	0- 0	0- 0		HOME		0- 0		0- 0		0- 1				
0- 6	0- 0	0- 0		AWAY		0- 2		0- 0		0- 4				
2- 6	0- 0	0- 0		NEUTRAL		0- 1		0- 0		2- 5				
<hr/>														
3- 13	0- 0	0- 0		CONFERENCE		0- 0		0- 4		3- 9				
2- 6	0- 0	0- 0		HOME		0- 0		0- 2		2- 4				
1- 7	0- 0	0- 0		AWAY		0- 0		0- 2		1- 5				
0- 0	0- 0	0- 0		NEUTRAL		0- 0		0- 0		0- 0				
<hr/>														
RPI S	Opponent	Score	RPI S	Opponent	Score	RPI S	Opponent	Score	RPI S	Opponent	Score			
						53 A	Alabama	2	3	109 A	High Point	0	3	
						94 A	Northeastern	0	3	109 H	High Point	0	3	
						100 N	ETSU	0	3	118 A	Radford	1	3	
									118 H	Radford	0	3		
									154 A	Chattanooga	0	3		
									170 A	Liberty	0	3		
									170 H	Liberty	2	3		
									176 A	Campbell	0	3		
									176 H	Campbell	0	3		
									181 N	Ill.-Chicago	1	3		
									207 A	Wofford	0	3		
									207 H	Wofford	1	3		
									217 N	Binghamton	1	3		
									222 A	USC Upstate	2	3		
									224 A	Jacksonville	0	3		
									227 N	Ga. Southern	1	3		
									244 A	Winthrop	1	3		
									244 H	Winthrop	3	2		
									258 A	UNC Asheville	2	3		
									258 H	UNC Asheville	3	2		
									274 N	Fordham	0	3		
									283 N	Charlotte	1	3		
									284 A	Charleston So.	1	3		
									284 H	Charleston So.	1	3		
									287 A	Gardner-Webb	3	0		
			287 H	Gardner-Webb	0	3								
			333 N	South Carolina St.	3	0								
<hr/>														
			LAST 10 GAMES											
			109 A	High Point	0	3	170 A	Liberty	0	3	284 A	Charleston So.	1	3
			244 A	Winthrop	1	3	287 H	Gardner-Webb	0	3	284 H	Charleston So.	1	3
			284 A	Charleston So.	1	3	207 H	Wofford	1	3	287 A	Gardner-Webb	3	0
			258 H	UNC Asheville	3	2	176 H	Campbell	0	3	287 H	Gardner-Webb	0	3
			118 A	Radford	1	3	109 H	High Point	0	3				

Non-Div. I Games:













































Presbyterian

RPI	S	Opponent	Score	
334	N	Mississippi Val.	3	0

Presbyterian

P
r
e
s
b
y
t
e
r
i
a
n

P
r
e
s
b
y
t
e
r
i
a
n

Average RPI Win: 292		WON-LOST	WINNING	LAST 10	STRENGTH OF		OPP. STRENGTH	TEAM	ADJ	CONF.	ADJ CONF.
Average RPI Loss: 195		RECORD	PCT. RANK	GAMES	SCHEDULE		OF SCHEDULE	RPI	RPI	RPI	RPI
DIV. I ONLY		8- 25	.24242	288	0- 10		272	290	301	.38521	302
DIV. I NON-CONF.		7- 9	.4375	205	0- 0		307	331	285	.39302	288
TOTALS		RPI 1-25	RPI 26-50		W-L RECORDS		RPI 51-100		RPI 101-150		RPI 150+
8- 25	0- 0	0- 0		OVERALL		0- 2		0- 3		8- 20	
5- 10	0- 0	0- 0		HOME		0- 1		0- 2		5- 7	
1- 10	0- 0	0- 0		AWAY		0- 1		0- 1		1- 8	
2- 5	0- 0	0- 0		NEUTRAL		0- 0		0- 0		2- 5	
7- 9	0- 0	0- 0		NON-CONFERENCE		0- 0		0- 1		7- 8	
4- 3	0- 0	0- 0		HOME		0- 0		0- 1		4- 2	
1- 2	0- 0	0- 0		AWAY		0- 0		0- 0		1- 2	
2- 4	0- 0	0- 0		NEUTRAL		0- 0		0- 0		2- 4	
1- 16	0- 0	0- 0		CONFERENCE		0- 2		0- 2		1- 12	
1- 7	0- 0	0- 0		HOME		0- 1		0- 1		1- 5	
0- 8	0- 0	0- 0		AWAY		0- 1		0- 1		0- 6	
0- 1	0- 0	0- 0		NEUTRAL		0- 0		0- 0		0- 1	
RPI S	Opponent	Score	RPI S	Opponent	Score	RPI S	Opponent	Score	RPI S	Opponent	Score
						100 A	ETSU	0 	129 A	Samford	0 
						100 H	ETSU	0 	129 H	Samford	0 
									136 H	Austin Peay	0 
									154 A	Chattanooga	2 
									154 H	Chattanooga	2 
									157 A	UNCG	1 
									157 H	UNCG	1 
									172 N	Colgate	1 
									183 H	Elon	0 
									197 A	Mercer	1 
									197 H	Mercer	1 
									207 A	Wofford	1 
									207 H	Wofford	1 
									216 A	Furman	1 
									216 H	Furman	3 
									216 N	Furman	0 
									219 N	Weber St.	0 
									227 A	Ga. Southern	2 
									253 N	Air Force	1 
									255 H	Robert Morris	2 
									264 A	Western Caro.	0 
									264 H	Western Caro.	0 
									270 H	Morehead St.	3 
									284 H	Charleston So.	3 
									284 N	Charleston So.	3 
									287 H	Gardner-Webb	3 
									288 A	Cal St. Fullerton	0 
			LAST 10 GAMES								
			216 N	Furman	0 	154 H	Chattanooga	2 	270 H	Morehead St.	3 
			264 H	Western Caro.	0 	129 H	Samford	0 	284 H	Charleston So.	3 
			100 H	ETSU	0 	100 A	ETSU	0 	284 N	Charleston So.	3 
			207 A	Wofford	1 	154 A	Chattanooga	2 	287 H	Gardner-Webb	3 
			157 A	UNCG	1 	197 A	Mercer	1 	288 A	Cal St. Fullerton	0 

Non-Div. I Games:

The Citadel

RPI	S	Opponent	Score	
291	N	Jacksonville St.	0	3
330	H	Savannah St.	3	0
330	N	Savannah St.	3	0
333	A	South Carolina St.	3	1

The Citadel

T
h
e
C
i
t
a
d
e
l

T
h
e
C
i
t
a
d
e
l

Average RPI Win:	304	WON-LOST RECORD	WINNING PCT. RANK	LAST 10 GAMES	STRENGTH OF SCHEDULE	OPP. STRENGTH OF SCHEDULE	TEAM RPI	ADJ RPI	CONF. RPI	ADJ CONF. RPI		
DIV. I ONLY		6- 21	.22222	298	2- 8	260	297	302	.38379	303	27	27
DIV. I NON-CONF.		3- 8	.27273	275	0- 0	249	314	289	.3922	289	28	28
<hr/>												
TOTALS	RPI 1-25	RPI 26-50		W-L RECORDS		RPI 51-100		RPI 101-150		RPI 150+		
6- 21	0- 0	0- 0		OVERALL		0- 3		0- 3		6- 15		
0- 9	0- 0	0- 0		HOME		0- 1		0- 1		0- 7		
3- 9	0- 0	0- 0		AWAY		0- 1		0- 2		3- 6		
3- 3	0- 0	0- 0		NEUTRAL		0- 1		0- 0		3- 2		
<hr/>												
3- 8	0- 0	0- 0		NON-CONFERENCE		0- 1		0- 1		3- 6		
0- 1	0- 0	0- 0		HOME		0- 0		0- 0		0- 1		
0- 4	0- 0	0- 0		AWAY		0- 0		0- 1		0- 3		
3- 3	0- 0	0- 0		NEUTRAL		0- 1		0- 0		3- 2		
<hr/>												
3- 13	0- 0	0- 0		CONFERENCE		0- 2		0- 2		3- 9		
0- 8	0- 0	0- 0		HOME		0- 1		0- 1		0- 6		
3- 5	0- 0	0- 0		AWAY		0- 1		0- 1		3- 3		
0- 0	0- 0	0- 0		NEUTRAL		0- 0		0- 0		0- 0		
<hr/>												
RPI	S	Opponent	Score	RPI	S	Opponent	Score	RPI	S	Opponent	Score	
				86 A American 0 3				124 A UConn 0 3				
				86 H American 0 3				144 A Army West Point 1 3				
				99 N Yale 0 3				144 H Army West Point 0 3				
								159 A Howard 0 3				
								172 A Colgate 0 3				
								172 H Colgate 0 3				
								180 A Navy 0 3				
								180 H Navy 0 3				
								195 A UMBC 0 3				
								228 N Bryant 0 3				
								231 H George Washington 1 3				
								240 A Lehigh 0 3				
								240 H Lehigh 0 3				
								256 A Holy Cross 3 1				
								256 H Holy Cross 1 3				
								273 A George Mason 0 3				
								289 N Akron 3 1				
								308 N St. Francis Brooklyn 3 1				
								311 N Hampton 2 3				
								319 A Bucknell 3 1				
				319 H Bucknell 1 3								
				323 A Lafayette 3 2								
				323 H Lafayette 2 3								
				328 N Delaware St. 3 0								
<hr/>												
				LAST 10 GAMES								
				180 H Navy 0 3				144 H Army West Point 0 3				
				86 A American 0 3				323 A Lafayette 3 2				
				172 A Colgate 0 3				240 A Lehigh 0 3				
				319 A Bucknell 3 1				180 A Navy 0 3				
				256 H Holy Cross 1 3				86 H American 0 3				

Non-Div. I Games:

Loyola Maryland

Non-Div. I Games:

Loss, Non-Conf, S Site, H Home, A Away, N Neutral Page 332

RPI	S	Opponent	Score	
331	A	Saint Peter's	3	0
331	H	Saint Peter's	3	1

NJIT

N
J
I
T

N
J
I
T

Average RPI Win: 322		WON-LOST	WINNING	LAST 10	STRENGTH OF		OPP. STRENGTH	TEAM	ADJ	CONF.	ADJ CONF.
Average RPI Loss: 227		RECORD	PCT. RANK	GAMES	SCHEDULE		OF SCHEDULE	RPI	RPI	RPI	RPI
DIV. I ONLY		13- 22	.37143	240	6- 4		314	328	303	.37937	305
DIV. I NON-CONF.		1- 14	.06667	319	0- 0		262	297	324	.33267	325
TOTALS		RPI 1-25	RPI 26-50		W-L RECORDS		RPI 51-100		RPI 101-150		RPI 150+
13- 22	0- 0	0- 0		OVERALL		0- 2		0- 1		13- 19	
7- 4	0- 0	0- 0		HOME		0- 0		0- 0		7- 4	
4- 9	0- 0	0- 0		AWAY		0- 0		0- 1		4- 8	
2- 9	0- 0	0- 0		NEUTRAL		0- 2		0- 0		2- 7	
1- 14	0- 0	0- 0		NON-CONFERENCE		0- 2		0- 1		1- 11	
0- 1	0- 0	0- 0		HOME		0- 0		0- 0		0- 1	
0- 5	0- 0	0- 0		AWAY		0- 0		0- 1		0- 4	
1- 8	0- 0	0- 0		NEUTRAL		0- 2		0- 0		1- 6	
12- 8	0- 0	0- 0		CONFERENCE		0- 0		0- 0		12- 8	
7- 3	0- 0	0- 0		HOME		0- 0		0- 0		7- 3	
4- 4	0- 0	0- 0		AWAY		0- 0		0- 0		4- 4	
1- 1	0- 0	0- 0		NEUTRAL		0- 0		0- 0		1- 1	
RPI S	Opponent	Score	RPI S	Opponent	Score	RPI S	Opponent	Score	RPI S	Opponent	Score
						73 N	Towson	0 3	136 A	Austin Peay	0 3
						92 N	Northern Ariz.	0 3	190 A	Tennessee St.	0 3
									190 H	Tennessee St.	0 3
									190 N	Tennessee St.	0 3
									194 A	Alabama St.	1 3
									194 H	Alabama St.	0 3
									194 N	Alabama St.	0 3
									208 N	UMES	0 3
									220 A	Texas Southern	1 3
									220 H	Texas Southern	1 3
									253 N	Air Force	1 3
									258 A	UNC Asheville	0 3
									263 A	UT Martin	0 3
									285 A	UL Lafayette	0 3
									295 A	Southern U.	2 3
									295 H	Southern U.	1 3
									296 N	Stetson	0 3
									306 A	Prairie View	1 3
									306 H	Prairie View	3 1
									306 N	Prairie View	3 1
									310 N	N.C. A&T	3 2
									314 A	Ark.-Pine Bluff	3 1
									314 H	Ark.-Pine Bluff	3 0
									316 N	Nicholls St.	0 3
									322 N	N.C. Central	1 3
									325 A	Grambling	3 2
									325 H	Grambling	3 0
LAST 10 GAMES											
						194 N	Alabama St.	0 3	194 H	Alabama St.	0 3
						306 N	Prairie View	3 1	306 H	Prairie View	3 1
						295 H	Southern U.	1 3	220 H	Texas Southern	1 3
						332 H	Alcorn	3 0	334 A	Mississippi Val.	3 1
						332 H	Alcorn	3 1	326 A	Jackson St.	3 1

Non-Div. I Games:

Alabama A&M

RPI	S	Opponent	Score	
326	A	Jackson St.	3	1
326	H	Jackson St.	3	1
332	H	Alcorn	3	1
332	H	Alcorn	3	0
334	A	Mississippi Val.	3	1
334	H	Mississippi Val.	3	0

Alabama A&M

A
l
a
b
a
m
a
A
&
M

A
l
a
b
a
m
a
A
&
M

Non-Div. I Games:

Buffalo

[illegible]

Non-Div. I Games:

St. Francis Brooklyn

RPI	S	Opponent	Score	
327	H	Fairleigh Dickinson	3	2
328	A	Delaware St.	3	1

St. Francis Brooklyn

S
t
.
F
r
a
n
c
i
s
B
r
o
o
k
l
y
n

S
t
.
F
r
a
n
c
i
s
B
r
o
o
k
l
y
n

Average RPI Win: 294		WON-LOST	WINNING	LAST 10	STRENGTH OF		OPP. STRENGTH	TEAM	ADJ	CONF.	ADJ CONF.
Average RPI Loss: 191		RECORD	PCT. RANK	GAMES	SCHEDULE		OF SCHEDULE	RPI	RPI	RPI	RPI
DIV. I ONLY		5- 26	.16129	314	1- 9		259	262	311	.37526	309
DIV. I NON-CONF.		3- 12	.2	289	0- 0		269	265	308	.37196	306
TOTALS		RPI 1-25	RPI 26-50		W-L RECORDS		RPI 51-100		RPI 101-150		RPI 150+
5- 26	0- 0	0- 0		OVERALL		0- 3		0- 6		5- 17	
0- 12	0- 0	0- 0		HOME		0- 1		0- 4		0- 7	
3- 10	0- 0	0- 0		AWAY		0- 2		0- 2		3- 6	
2- 4	0- 0	0- 0		NEUTRAL		0- 0		0- 0		2- 4	
3- 12	0- 0	0- 0		NON-CONFERENCE		0- 1		0- 2		3- 9	
0- 4	0- 0	0- 0		HOME		0- 0		0- 2		0- 2	
1- 4	0- 0	0- 0		AWAY		0- 1		0- 0		1- 3	
2- 4	0- 0	0- 0		NEUTRAL		0- 0		0- 0		2- 4	
2- 14	0- 0	0- 0		CONFERENCE		0- 2		0- 4		2- 8	
0- 8	0- 0	0- 0		HOME		0- 1		0- 2		0- 5	
2- 6	0- 0	0- 0		AWAY		0- 1		0- 2		2- 3	
0- 0	0- 0	0- 0		NEUTRAL		0- 0		0- 0		0- 0	
RPI S	Opponent	Score	RPI S	Opponent	Score	RPI S	Opponent	Score	RPI S	Opponent	Score
						75 A	Green Bay	0 3	101 A	SIUE	0 3
						96 A	Murray St.	1 3	101 H	SIUE	0 3
						96 H	Murray St.	0 3	117 H	Bowling Green	2 3
									120 H	Butler	2 3
									136 A	Austin Peay	0 3
									136 H	Austin Peay	0 3
									163 A	Mississippi St.	0 3
									169 N	SFA	1 3
									171 A	Memphis	0 3
									177 H	Belmont	1 3
									185 H	Drake	1 3
									190 A	Tennessee St.	0 3
									229 A	Indiana St.	1 3
									234 N	FIU	0 3
									241 H	Eastern Ky.	2 3
									257 H	Louisiana Tech	2 3
									257 N	Louisiana Tech	1 3
									263 A	UT Martin	3 1
									263 H	UT Martin	2 3
									270 H	Morehead St.	2 3
									272 N	Troy	3 0
									290 A	Tennessee Tech	2 3
									291 A	Jacksonville St.	3 2
									293 A	Southeast Mo. St.	0 3
									293 H	Southeast Mo. St.	0 3
									297 N	South Dakota St.	0 3
									318 A	Western Ill.	3 1
LAST 10 GAMES											
			136 A	Austin Peay	0 3	101 H	SIUE	0 3			
			96 A	Murray St.	1 3	290 A	Tennessee Tech	2 3			
			293 H	Southeast Mo. St.	0 3	291 A	Jacksonville St.	3 2			
			263 H	UT Martin	2 3	270 H	Morehead St.	2 3			
			190 A	Tennessee St.	0 3	241 H	Eastern Ky.	2 3			

Non-Div. I Games:

Eastern Ill.

RPI	S	Opponent	Score	
326	N	Jackson St.	3	0

Eastern Ill.

E
a
s
t
e
r
n
I
l
l
.

E
a
s
t
e
r
n
I
l
l
.

Non-Div. I Games:

Average RPI Win:	322	WON-LOST RECORD	WINNING PCT. RANK	LAST 10 GAMES	STRENGTH OF SCHEDULE	OPP. STRENGTH OF SCHEDULE	TEAM RPI	ADJ RPI	CONF. RPI	ADJ CONF. RPI		
DIV. I ONLY		6- 17	.26087	280	4- 6	293	309	308	.37494	311	31	31
DIV. I NON-CONF.		1- 9	.1	309	0- 0	96	242	267	.41784	267	30	30
<hr/>												
TOTALS	RPI 1-25	RPI 26-50		W-L RECORDS		RPI 51-100		RPI 101-150		RPI 150+		
6- 17	0- 0	0- 1		OVERALL		0- 2		0- 1		6- 13		
3- 3	0- 0	0- 0		HOME		0- 0		0- 0		3- 3		
2- 9	0- 0	0- 1		AWAY		0- 0		0- 0		2- 8		
1- 5	0- 0	0- 0		NEUTRAL		0- 2		0- 1		1- 2		
<hr/>												
1- 9	0- 0	0- 1		NON-CONFERENCE		0- 2		0- 1		1- 5		
0- 0	0- 0	0- 0		HOME		0- 0		0- 0		0- 0		
0- 4	0- 0	0- 1		AWAY		0- 0		0- 0		0- 3		
1- 5	0- 0	0- 0		NEUTRAL		0- 2		0- 1		1- 2		
<hr/>												
5- 8	0- 0	0- 0		CONFERENCE		0- 0		0- 0		5- 8		
3- 3	0- 0	0- 0		HOME		0- 0		0- 0		3- 3		
2- 5	0- 0	0- 0		AWAY		0- 0		0- 0		2- 5		
0- 0	0- 0	0- 0		NEUTRAL		0- 0		0- 0		0- 0		
<hr/>												
RPI S	Opponent	Score	RPI S	Opponent	Score	RPI S	Opponent	Score	RPI S	Opponent	Score	
			47 A	Temple	0 3	92 N	Northern Ariz.	0 3	118 N	Radford	0 3	
						100 N	ETSU	0 3	157 A	UNCG	0 3	
									159 A	Howard	0 3	
									159 H	Howard	0 3	
									170 A	Liberty	0 3	
									208 A	UMES	0 3	
									208 H	UMES	1 3	
									222 N	USC Upstate	0 3	
									228 N	Bryant	0 3	
									273 A	George Mason	0 3	
									303 N	Loyola Maryland	3 2	
									310 A	N.C. A&T	0 3	
									313 A	Morgan St.	1 3	
									313 H	Morgan St.	3 1	
									320 A	Norfolk St.	1 3	
									320 H	Norfolk St.	2 3	
									328 A	Delaware St.	3 0	
									328 H	Delaware St.	3 0	
									329 A	Coppin St.	3 2	
									329 H	Coppin St.	3 0	
<hr/>												
			LAST 10 GAMES									
			320 A	Norfolk St.	1 3	208 A	UMES	0 3				
			328 A	Delaware St.	3 0	320 H	Norfolk St.	2 3				
			159 A	Howard	0 3	159 H	Howard	0 3				
			329 H	Coppin St.	3 0	208 H	UMES	1 3				
			313 H	Morgan St.	3 1	328 H	Delaware St.	3 0				

Non-Div. I Games:

Hampton

Average RPI Win:		316	WON-LOST RECORD		WINNING PCT. RANK		LAST 10 GAMES		STRENGTH OF SCHEDULE		OPP. STRENGTH OF SCHEDULE		TEAM RPI		ADJ RPI		CONF. RPI		ADJ CONF. RPI	
DIV. I ONLY			3- 26		.10345 326		0- 10		239		198		314		.37388 312		20		20	
DIV. I NON-CONF.			2- 13		.13333 304		0- 1		242		223		309		.36965 308		14		14	
TOTALS		RPI 1-25		RPI 26-50		W-L RECORDS		RPI 51-100		RPI 101-150		RPI 150+								
3- 26		0- 1		0- 1		OVERALL		0- 3		0- 5		3- 16								
1- 8		0- 0		0- 0		HOME		0- 1		0- 2		1- 5								
0- 12		0- 1		0- 0		AWAY		0- 2		0- 2		0- 7								
2- 6		0- 0		0- 1		NEUTRAL		0- 0		0- 1		2- 4								
2- 13		0- 1		0- 1		NON-CONFERENCE		0- 1		0- 1		2- 9								
0- 2		0- 0		0- 0		HOME		0- 0		0- 0		0- 2								
0- 5		0- 1		0- 0		AWAY		0- 1		0- 0		0- 3								
2- 6		0- 0		0- 1		NEUTRAL		0- 0		0- 1		2- 4								
1- 13		0- 0		0- 0		CONFERENCE		0- 2		0- 4		1- 7								
1- 6		0- 0		0- 0		HOME		0- 1		0- 2		1- 3								
0- 7		0- 0		0- 0		AWAY		0- 1		0- 2		0- 4								
0- 0		0- 0		0- 0		NEUTRAL		0- 0		0- 0		0- 0								
RPI	S	Opponent		Score		RPI	S	Opponent		Score		RPI	S	Opponent		Score				
5	A	Kansas		0 3		46	N	Colorado St.		0 3		79	A	New Mexico St.		0 3				
												79	H	New Mexico St.		2 3				
												81	A	Colorado		0 3				

Non-Div. I Games:

Chicago St.

[illegible]

Non-Div. I Games:

Morgan St.

[illegible]

Non-Div. I Games:

Ark.-Pine Bluff

I
o
n
a

Iona

RPI	S	Opponent	Score	
321	A	Saint Francis (PA)	0	3
331	A	Saint Peter's	3	1
331	H	Saint Peter's	3	0

Iona

I
o
n
a

I
o
n
a

Average RPI Win: 308		WON-LOST RECORD		WINNING PCT. RANK		LAST 10 GAMES		STRENGTH OF SCHEDULE		OPP. STRENGTH OF SCHEDULE		TEAM RPI		ADJ RPI		CONF. RPI		ADJ CONF. RPI	
DIV. I ONLY		8- 24		.25 285		3- 7		317		289		320		.36345 316		28		28	
DIV. I NON-CONF.		5- 11		.3125 252		0- 0		285		303		294		.38671 294		25		25	
TOTALS		RPI 1-25		RPI 26-50		W-L RECORDS		RPI 51-100		RPI 101-150		RPI 150+							
8- 24		0- 0		0- 0		OVERALL		0- 1		0- 3		8- 20							
3- 6		0- 0		0- 0		HOME		0- 0		0- 0		3- 6							
4- 10		0- 0		0- 0		AWAY		0- 1		0- 2		4- 7							
1- 8		0- 0		0- 0		NEUTRAL		0- 0		0- 1		1- 7							
5- 11		0- 0		0- 0		NON-CONFERENCE		0- 0		0- 2		5- 9							
1- 0		0- 0		0- 0		HOME		0- 0		0- 0		1- 0							
3- 3		0- 0		0- 0		AWAY		0- 0		0- 1		3- 2							
1- 8		0- 0		0- 0		NEUTRAL		0- 0		0- 1		1- 7							
3- 13		0- 0		0- 0		CONFERENCE		0- 1		0- 1		3- 11							
2- 6		0- 0		0- 0		HOME		0- 0		0- 0		2- 6							
1- 7		0- 0		0- 0		AWAY		0- 1		0- 1		1- 5							
0- 0		0- 0		0- 0		NEUTRAL		0- 0		0- 0		0- 0							
RPI S	Opponent	Score		RPI S	Opponent	Score		RPI S	Opponent	Score		RPI S	Opponent	Score					
								60 A	A&M-Corpus Christi	0	3	114 N	Kennesaw St.	0	3				
												129 A	Samford	2	3				
												135 A	Sam Houston St.	0	3				
												158 A	North Florida	0	3				
												169 A	SFA	1	3				
												197 N	Mercer	0	3				
												198 N	South Ala.	0	3				
												206 H	Houston Baptist	2	3				
												211 H	Central Ark.	1	3				
												229 N	Indiana St.	0	3				
												234 N	FIU	1	3				
												241 A	Abilene Christian	0	3				
												241 H	Abilene Christian	0	3				
												246 A	Incarnate Word	1	3				
												247 H	Northwestern St.	1	3				
												253 N	Air Force	1	3				
												254 N	Evansville	1	3				
												268 H	Lamar University	0	3				
												282 A	McNeese	1	3				
												282 H	McNeese	2	3				
												285 A	UL Lafayette	3	1				
												286 N	La.-Monroe	1	3				
												291 A	Jacksonville St.	0	3				
												295 A	Southern U.	3	0				
												295 H	Southern U.	3	0				
												300 A	Southeastern La.	1	3				
												300 H	Southeastern La.	3	2				
LAST 10 GAMES																			
			241 A	Abilene Christian	0	3	300 H	Southeastern La.	3	2									
			282 H	McNeese	2	3	206 H	Houston Baptist	2	3									
			60 A	A&M-Corpus Christi	0	3	268 H	Lamar University	0	3									
			246 A	Incarnate Word	1	3	324 A	New Orleans	3	2									
			324 H	New Orleans	3	1	282 A	McNeese	1	3									

Non-Div. I Games:

Nicholls St.

RPI	S	Opponent	Score	
305	N	Alabama A&M	3	0
324	A	New Orleans	3	2
324	H	New Orleans	3	1
334	A	Mississippi Val.	3	0

Nicholls St.

N
i
c
h
o
l
l
s
s
t
.

N
i
c
h
o
l
l
s
s
t
.

Average RPI Win: 311		WON-LOST	WINNING	LAST 10	STRENGTH OF		OPP. STRENGTH	TEAM	ADJ	CONF.	ADJ CONF.
Average RPI Loss: 228		RECORD	PCT. RANK	GAMES	SCHEDULE		OF SCHEDULE	RPI	RPI	RPI	RPI
DIV. I ONLY		7- 20	.25926	282	2- 8		311	311	318	.36332	317
DIV. I NON-CONF.		2- 7	.22222	284	0- 0		309	264	316	.35491	316
TOTALS		RPI 1-25	RPI 26-50		W-L RECORDS		RPI 51-100		RPI 101-150		RPI 150+
7- 20	0- 0	0- 0		OVERALL		0- 1		0- 3		7- 16	
4- 5	0- 0	0- 0		HOME		0- 0		0- 1		4- 4	
2- 10	0- 0	0- 0		AWAY		0- 0		0- 2		2- 8	
1- 5	0- 0	0- 0		NEUTRAL		0- 1		0- 0		1- 4	
2- 7	0- 0	0- 0		NON-CONFERENCE		0- 1		0- 1		2- 5	
0- 0	0- 0	0- 0		HOME		0- 0		0- 0		0- 0	
1- 2	0- 0	0- 0		AWAY		0- 0		0- 1		1- 1	
1- 5	0- 0	0- 0		NEUTRAL		0- 1		0- 0		1- 4	
5- 13	0- 0	0- 0		CONFERENCE		0- 0		0- 2		5- 11	
4- 5	0- 0	0- 0		HOME		0- 0		0- 1		4- 4	
1- 8	0- 0	0- 0		AWAY		0- 0		0- 1		1- 7	
0- 0	0- 0	0- 0		NEUTRAL		0- 0		0- 0		0- 0	
RPI S	Opponent	Score	RPI S	Opponent	Score	RPI S	Opponent	Score	RPI S	Opponent	Score
						73 N	Towson	0 3	119 A	Fairfield	0 3
									119 H	Fairfield	0 3
									140 A	Seton Hall	0 3
									193 N	East Carolina	0 3
									214 N	Youngstown St.	1 3
									225 A	Marist	2 3
									225 H	Marist	1 3
									231 N	George Washington	0 3
									241 N	Eastern Ky.	0 3
									252 A	Quinnipiac	0 3
									252 H	Quinnipiac	3 2
									269 A	Rider	1 3
									269 H	Rider	0 3
									271 A	Siena	0 3
									271 H	Siena	1 3
									275 A	Niagara	0 3
									275 H	Niagara	0 3
									289 A	Akron	0 3
									299 A	Manhattan	1 3
									299 H	Manhattan	3 2
									315 A	Iona	0 3
									315 H	Iona	3 2
									319 A	Bucknell	3 2
									327 N	Fairleigh Dickinson	3 0
									331 A	Saint Peter's	3 1
									331 H	Saint Peter's	3 1
LAST 10 GAMES											
	299 A	Manhattan	1	3		225 H	Marist	1 3			
	315 A	Iona	0	3		271 H	Siena	1 3			
	252 H	Quinnipiac	3	2		331 A	Saint Peter's	3 1			
	119 H	Fairfield	0	3		269 A	Rider	1 3			
	275 A	Niagara	0	3		275 H	Niagara	0 3			

Non-Div. I Games:

Canisius

Average RPI Win: 264		WON-LOST RECORD		WINNING PCT. RANK		LAST 10 GAMES		STRENGTH OF SCHEDULE		OPP. STRENGTH OF SCHEDULE		TEAM RPI		ADJ RPI		CONF. RPI		ADJ CONF. RPI	
Average RPI Loss: 184																			
DIV. I ONLY		4- 28		.125 324		0- 10		274		232		319		.36163 318		25		25	
DIV. I NON-CONF.		3- 13		.1875 296		0- 0		245		205		296		.38282 296		22		22	
TOTALS		RPI 1-25		RPI 26-50		W-L RECORDS		RPI 51-100		RPI 101-150		RPI 150+							
4- 28		0- 0		0- 1		OVERALL		0- 5		0- 5		4- 17							
3- 12		0- 0		0- 0		HOME		0- 2		0- 1		3- 9							
1- 10		0- 0		0- 1		AWAY		0- 2		0- 2		1- 5							
0- 6		0- 0		0- 0		NEUTRAL		0- 1		0- 2		0- 3							
3- 13		0- 0		0- 1		NON-CONFERENCE		0- 3		0- 3		3- 6							
3- 4		0- 0		0- 0		HOME		0- 1		0- 0		3- 3							
0- 3		0- 0		0- 1		AWAY		0- 1		0- 1		0- 0							
0- 6		0- 0		0- 0		NEUTRAL		0- 1		0- 2		0- 3							
1- 15		0- 0		0- 0		CONFERENCE		0- 2		0- 2		1- 11							
0- 8		0- 0		0- 0		HOME		0- 1		0- 1		0- 6							
1- 7		0- 0		0- 0		AWAY		0- 1		0- 1		1- 5							
0- 0		0- 0		0- 0		NEUTRAL		0- 0		0- 0		0- 0							
RPI	S	Opponent	Score	RPI	S	Opponent	Score	RPI	S	Opponent	Score	RPI	S	Opponent	Score				
				44	A	Missouri St.	0 3	70	A	Iowa	1 3	110	A	Denver	0 3				
								75	N	Green Bay	0 3	110	H	Denver	0 3				
								77	H	Saint Louis	1 3	116	N	Oakland	2 3				
								95	A	South Dakota	0 3	120	N	Butler	0 3				
								95	H	South Dakota	0 3	147	A	Milwaukee	0 3				
												184	H	Valparaiso	0 3				
												185	H	Drake	3 2				
												186	A	IUPUI	0 3				
												186	H	IUPUI	0 3				
												203	A	North Dakota St.	0 3				
												203	H	North Dakota St.	1 3				
												219	H	Weber St.	1 3				
												221	A	Oral Roberts	0 3				
												221	H	Oral Roberts	0 3				
												232	A	Fort Wayne	0 3				
												232	H	Fort Wayne	0 3				
												265	A	Omaha	3 1				
												265	H	Omaha	2 3				
												266	N	Bradley	0 3				
												282	N	McNeese	2 3				
												289	N	Akron	2 3				
												293	H	Southeast Mo. St.	3 0				
												297	A	South Dakota St.	2 3				
												297	H	South Dakota St.	2 3				
												309	H	Eastern Ill.	1 3				
												312	H	Chicago St.	3 1				
LAST 10 GAMES																			
				265	H	Omaha	2 3	203	A	North Dakota St.	0 3	297	A	South Dakota St.	2 3				
				186	H	IUPUI	0 3	110	H	Denver	0 3	297	H	South Dakota St.	2 3				
				297	A	South Dakota St.	2 3	232	A	Fort Wayne	0 3	309	H	Eastern Ill.	1 3				
				221	H	Oral Roberts	0 3	297	H	South Dakota St.	2 3	312	H	Chicago St.	3 1				
				95	A	South Dakota	0 3	110	A	Denver	0 3								

Non-Div. I Games:

Western Ill.

Average RPI Win: 304		WON-LOST RECORD		WINNING PCT. RANK		LAST 10 GAMES		STRENGTH OF SCHEDULE		OPP. STRENGTH OF SCHEDULE		TEAM RPI		ADJ RPI		CONF. RPI		ADJ CONF. RPI	
DIV. I ONLY		5- 23		.17857 310		1- 9		283		291		317		.3601 319		27		27	
DIV. I NON-CONF.		2- 10		.16667 297		0- 0		302		310		323		.33421 323		28		28	
TOTALS		RPI 1-25		RPI 26-50		W-L RECORDS		RPI 51-100		RPI 101-150		RPI 150+							
5- 23		0- 0		0- 0		OVERALL		0- 2		0- 3		5- 18							
3- 11		0- 0		0- 0		HOME		0- 1		0- 2		3- 8							
1- 10		0- 0		0- 0		AWAY		0- 1		0- 1		1- 8							
1- 2		0- 0		0- 0		NEUTRAL		0- 0		0- 0		1- 2							
2- 10		0- 0		0- 0		NON-CONFERENCE		0- 0		0- 1		2- 9							
1- 5		0- 0		0- 0		HOME		0- 0		0- 1		1- 4							
0- 3		0- 0		0- 0		AWAY		0- 0		0- 0		0- 3							
1- 2		0- 0		0- 0		NEUTRAL		0- 0		0- 0		1- 2							
3- 13		0- 0		0- 0		CONFERENCE		0- 2		0- 2		3- 9							
2- 6		0- 0		0- 0		HOME		0- 1		0- 1		2- 4							
1- 7		0- 0		0- 0		AWAY		0- 1		0- 1		1- 5							
0- 0		0- 0		0- 0		NEUTRAL		0- 0		0- 0		0- 0							
RPI S	Opponent	Score		RPI S	Opponent	Score		RPI S	Opponent	Score		RPI S	Opponent	Score					
								86 A	American	0	3	116 H	Oakland	0	3				
								86 H	American	0	3	144 A	Army West Point	0	3				
												144 H	Army West Point	0	3				
												159 N	Howard	0	3				
												172 A	Colgate	1	3				
												172 H	Colgate	2	3				
												175 A	Duquesne	0	3				
												180 A	Navy	0	3				
												180 H	Navy	1	3				
												193 H	East Carolina	1	3				
												201 H	Cornell	0	3				
												215 A	Penn	1	3				
												240 A	Lehigh	1	3				
												240 H	Lehigh	3	1				
												255 A	Robert Morris	2	3				
												256 A	Holy Cross	0	3				
												256 H	Holy Cross	0	3				
												273 N	George Mason	2	3				
												303 A	Loyola Maryland	3	1				
												303 H	Loyola Maryland	1	3				
												307 H	Buffalo	2	3				
												317 H	Canisius	2	3				
												323 A	Lafayette	1	3				
												323 H	Lafayette	3	0				
												327 H	Fairleigh Dickinson	3	0				
												329 N	Coppin St.	3	1				
						LAST 10 GAMES													
						144 A Army West Point		0	3					240 H Lehigh		3	1		
						256 A Holy Cross		0	3					86 H American		0	3		
						303 H Loyola Maryland		1	3					180 H Navy		1	3		
						172 A Colgate		1	3					256 H Holy Cross		0	3		
						323 A Lafayette		1	3					172 H Colgate		2	3		

Average RPI Win: 321		WON-LOST	WINNING	LAST 10	STRENGTH OF		OPP. STRENGTH	TEAM	ADJ	CONF.	ADJ CONF.
Average RPI Loss: 221		RECORD	PCT. RANK	GAMES	SCHEDULE		OF SCHEDULE	RPI	RPI	RPI	RPI
DIV. I ONLY		7- 20	.25926 282	3- 7	308		321	315	.35988 320	31	31
DIV. I NON-CONF.		0- 10	0 322	0- 1	117		301	306	.37212 305	30	30
TOTALS		RPI 1-25	RPI 26-50	W-L RECORDS	RPI 51-100		RPI 101-150		RPI 150+		
7- 20	0- 0		0- 0	OVERALL	0- 1		0- 2		7- 17		
3- 4	0- 0		0- 0	HOME	0- 0		0- 0		3- 4		
3- 8	0- 0		0- 0	AWAY	0- 0		0- 2		3- 6		
1- 8	0- 0		0- 0	NEUTRAL	0- 1		0- 0		1- 7		
0- 10	0- 0		0- 0	NON-CONFERENCE	0- 1		0- 2		0- 7		
0- 0	0- 0		0- 0	HOME	0- 0		0- 0		0- 0		
0- 3	0- 0		0- 0	AWAY	0- 0		0- 2		0- 1		
0- 7	0- 0		0- 0	NEUTRAL	0- 1		0- 0		0- 6		
7- 10	0- 0		0- 0	CONFERENCE	0- 0		0- 0		7- 10		
3- 4	0- 0		0- 0	HOME	0- 0		0- 0		3- 4		
3- 5	0- 0		0- 0	AWAY	0- 0		0- 0		3- 5		
1- 1	0- 0		0- 0	NEUTRAL	0- 0		0- 0		1- 1		
RPI S	Opponent	Score	RPI S	Opponent	Score	RPI S	Opponent	Score	RPI S	Opponent	Score
						86 N	American	0 3	118 A	Radford	0 3
									148 A	VCU	0 3
									159 A	Howard	0 3
									159 H	Howard	0 3
									180 N	Navy	0 3
									183 A	Elon	0 3
									195 N	UMBC	0 3
									205 N	Florida A&M	0 3
									207 N	Wofford	0 3
									208 A	UMES	0 3
									208 A	UMES	1 3
									208 H	UMES	1 3
									287 N	Gardner-Webb	0 3
									298 N	Appalachian St.	0 3
									308 N	St. Francis Brooklyn	0 3
									310 A	N.C. A&T	0 3
									310 H	N.C. A&T	3 2
									311 A	Hampton	3 2
									311 H	Hampton	3 1
									313 A	Morgan St.	0 3
									313 H	Morgan St.	2 3
									328 A	Delaware St.	3 0
									328 H	Delaware St.	3 1
									329 A	Coppin St.	3 2
									329 H	Coppin St.	2 3
									333 N	South Carolina St.	3 0
			LAST 10 GAMES								
			205 N	Florida A&M	0 3	148 A	VCU	0 3			
			159 H	Howard	0 3	313 H	Morgan St.	2 3			
			311 H	Hampton	3 1	329 H	Coppin St.	2 3			
			208 A	UMES	1 3	328 A	Delaware St.	3 0			
			159 A	Howard	0 3	311 A	Hampton	3 2			

Non-Div. I Games:

Norfolk St.

Average RPI Win: 318		WON-LOST RECORD		WINNING PCT. RANK		LAST 10 GAMES		STRENGTH OF SCHEDULE		OPP. STRENGTH OF SCHEDULE		TEAM RPI		ADJ RPI		CONF. RPI		ADJ CONF. RPI	
Average RPI Loss: 227																			
DIV. I ONLY		5- 22		.18519 309		1- 9		297		315		321		.35498 321		29		29	
DIV. I NON-CONF.		4- 9		.30769 257		0- 0		272		320		292		.38861 293		29		29	
TOTALS		RPI 1-25		RPI 26-50		W-L RECORDS		RPI 51-100		RPI 101-150		RPI 150+							
5- 22		0- 0		0- 0		OVERALL		0- 0		0- 2		5- 20							
2- 8		0- 0		0- 0		HOME		0- 0		0- 0		2- 8							
0- 10		0- 0		0- 0		AWAY		0- 0		0- 1		0- 9							
3- 4		0- 0		0- 0		NEUTRAL		0- 0		0- 1		3- 3							
4- 9		0- 0		0- 0		NON-CONFERENCE		0- 0		0- 2		4- 7							
1- 2		0- 0		0- 0		HOME		0- 0		0- 0		1- 2							
0- 3		0- 0		0- 0		AWAY		0- 0		0- 1		0- 2							
3- 4		0- 0		0- 0		NEUTRAL		0- 0		0- 1		3- 3							
1- 13		0- 0		0- 0		CONFERENCE		0- 0		0- 0		1- 13							
1- 6		0- 0		0- 0		HOME		0- 0		0- 0		1- 6							
0- 7		0- 0		0- 0		AWAY		0- 0		0- 0		0- 7							
0- 0		0- 0		0- 0		NEUTRAL		0- 0		0- 0		0- 0							
RPI	S	Opponent	Score	RPI	S	Opponent	Score	RPI	S	Opponent	Score	RPI	S	Opponent	Score				
										111 N Marshall	0 3								
										145 A Toledo	1 3								
										161 A Sacred Heart	0 3								
										161 H Sacred Heart	0 3								
										175 A Duquesne	0 3								
										180 H Navy	0 3								
										196 A LIU Brooklyn	1 3								
										196 H LIU Brooklyn	2 3								
										228 A Bryant	1 3								
										228 H Bryant	1 3								
										232 N Fort Wayne	1 3								
										238 A Central Conn. St.	0 3								
										238 H Central Conn. St.	2 3								
										241 H Eastern Ky.	0 3								
										252 N Quinnipiac	1 3								
										255 A Robert Morris	0 3								
										255 H Robert Morris	2 3								
										261 A La Salle	1 3								
										304 N NJIT	0 3								
										307 N Buffalo	3 2								
										308 A St. Francis Brooklyn	2 3								
										308 H St. Francis Brooklyn	0 3								
										313 N Morgan St.	3 0								
										315 H Iona	3 0								
										327 A Fairleigh Dickinson	2 3								
										327 H Fairleigh Dickinson	3 2								
										329 N Coppin St.	3 0								
				LAST 10 GAMES															
						308 A St. Francis Brooklyn	2 3												
						196 A LIU Brooklyn	1 3												
						255 H Robert Morris	2 3												
						327 H Fairleigh Dickinson	3 2												
						161 H Sacred Heart	0 3												
						238 A Central Conn. St.	0 3												
						228 A Bryant	1 3												
						255 A Robert Morris	0 3												
						308 H St. Francis Brooklyn	0 3												
						196 H LIU Brooklyn	2 3												

Non-Div. I Games:

Saint Francis (PA)

Average RPI Win: 324		WON-LOST	WINNING	LAST 10	STRENGTH OF		OPP. STRENGTH	TEAM	ADJ	CONF.	ADJ CONF.
Average RPI Loss: 234		RECORD	PCT. RANK	GAMES	SCHEDULE		OF SCHEDULE	RPI	RPI	RPI	RPI
DIV. I ONLY		6- 17	.26087	280	3- 7		330	320	324	.34549	322
DIV. I NON-CONF.		1- 11	.08333	314	0- 3		283	295	325	.33325	324
TOTALS		RPI 1-25	RPI 26-50		W-L RECORDS		RPI 51-100		RPI 101-150		RPI 150+
6- 17	0- 0	0- 1		OVERALL		0- 0		0- 0		6- 16	
2- 6	0- 0	0- 0		HOME		0- 0		0- 0		2- 6	
3- 7	0- 0	0- 1		AWAY		0- 0		0- 0		3- 6	
1- 4	0- 0	0- 0		NEUTRAL		0- 0		0- 0		1- 4	
1- 11	0- 0	0- 1		NON-CONFERENCE		0- 0		0- 0		1- 10	
0- 3	0- 0	0- 0		HOME		0- 0		0- 0		0- 3	
0- 5	0- 0	0- 1		AWAY		0- 0		0- 0		0- 4	
1- 3	0- 0	0- 0		NEUTRAL		0- 0		0- 0		1- 3	
5- 6	0- 0	0- 0		CONFERENCE		0- 0		0- 0		5- 6	
2- 3	0- 0	0- 0		HOME		0- 0		0- 0		2- 3	
3- 2	0- 0	0- 0		AWAY		0- 0		0- 0		3- 2	
0- 1	0- 0	0- 0		NEUTRAL		0- 0		0- 0		0- 1	
RPI S	Opponent	Score	RPI S	Opponent	Score	RPI S	Opponent	Score	RPI S	Opponent	Score
			50 A	James Madison	0 3				159 N	Howard	0 3
									183 A	Elon	0 3
									183 H	Elon	0 3
									205 A	Florida A&M	0 3
									205 H	Florida A&M	0 3
									244 A	Winthrop	0 3
									244 H	Winthrop	0 3
									248 N	Georgia St.	0 3
									256 N	Holy Cross	0 3
									258 A	UNC Asheville	0 3
									279 A	Bethune-Cookman	0 3
									279 H	Bethune-Cookman	0 3
									287 A	Gardner-Webb	0 3
									287 H	Gardner-Webb	0 3
									296 N	Stetson	0 3
									305 N	Alabama A&M	3 1
									310 A	N.C. A&T	3 2
									310 H	N.C. A&T	2 3
									330 A	Savannah St.	3 0
									330 H	Savannah St.	3 1
									333 A	South Carolina St.	3 1
									333 H	South Carolina St.	3 0
LAST 10 GAMES											
			159 N	Howard	0 3		330 H	Savannah St.	3 1		
			310 A	N.C. A&T	3 2		333 H	South Carolina St.	3 0		
			279 A	Bethune-Cookman	0 3		310 H	N.C. A&T	2 3		
			205 A	Florida A&M	0 3		287 A	Gardner-Webb	0 3		
			183 A	Elon	0 3		244 A	Winthrop	0 3		

Non-Div. I Games:

N.C. Central

Average RPI Win:	320	WON-LOST	WINNING	LAST 10	STRENGTH OF	OPP. STRENGTH	TEAM	ADJ	CONF.	ADJ CONF.							
Average RPI Loss:	220	RECORD	PCT. RANK	GAMES	SCHEDULE	OF SCHEDULE	RPI	RPI	RPI	RPI							
DIV. I ONLY	4- 22	.15385	318	1- 9	307	299	322	.34113	323	27	27						
DIV. I NON-CONF.	2- 8	.2	289	0- 0	328	326	329	.30565	328	28	28						
<hr/>																	
TOTALS	RPI 1-25	RPI 26-50		W-L RECORDS		RPI 51-100		RPI 101-150		RPI 150+							
4- 22	0- 0	0- 0		OVERALL		0- 2		0- 2		4- 18							
3- 12	0- 0	0- 0		HOME		0- 1		0- 1		3- 10							
1- 8	0- 0	0- 0		AWAY		0- 1		0- 1		1- 6							
0- 2	0- 0	0- 0		NEUTRAL		0- 0		0- 0		0- 2							
<hr/>																	
2- 8	0- 0	0- 0		NON-CONFERENCE		0- 0		0- 0		2- 8							
2- 5	0- 0	0- 0		HOME		0- 0		0- 0		2- 5							
0- 1	0- 0	0- 0		AWAY		0- 0		0- 0		0- 1							
0- 2	0- 0	0- 0		NEUTRAL		0- 0		0- 0		0- 2							
<hr/>																	
2- 14	0- 0	0- 0		CONFERENCE		0- 2		0- 2		2- 10							
1- 7	0- 0	0- 0		HOME		0- 1		0- 1		1- 5							
1- 7	0- 0	0- 0		AWAY		0- 1		0- 1		1- 5							
0- 0	0- 0	0- 0		NEUTRAL		0- 0		0- 0		0- 0							
<hr/>																	
RPI S	Opponent	Score	RPI S	Opponent	Score	RPI S	Opponent	Score	RPI S	Opponent	Score						
						86 A	American	0 3	144 A	Army West Point	0 3						
						86 H	American	0 3	144 H	Army West Point	0 3						
						159 N	Howard	1 3	172 A	Colgate	0 3						
						172 H	Colgate	0 3	180 A	Navy	0 3						
						180 H	Navy	1 3	215 A	Penn	1 3						
						240 A	Lehigh	0 3	240 H	Lehigh	2 3						
						249 H	Providence	0 3	256 A	Holy Cross	1 3						
						256 H	Holy Cross	1 3	261 H	La Salle	0 3						
						273 N	George Mason	1 3	299 H	Manhattan	1 3						
						303 A	Loyola Maryland	3 2	303 H	Loyola Maryland	2 3						
						304 H	NJIT	1 3	308 H	St. Francis Brooklyn	1 3						
						319 A	Bucknell	0 3	319 H	Bucknell	3 1						
						327 H	Fairleigh Dickinson	3 1	331 H	Saint Peter's	3 0						
						LAST 10 GAMES						319 H	Bucknell	3 1	327 H	Fairleigh Dickinson	3 1
						180 H	Navy	1 3	303 H	Loyola Maryland	2 3	86 H	American	0 3	331 H	Saint Peter's	3 0
						172 H	Colgate	0 3	240 H	Lehigh	2 3						
						256 A	Holy Cross	1 3	172 A	Colgate	0 3						
						144 A	Army West Point	0 3	180 A	Navy	0 3						
						319 H	Bucknell	3 1									

Non-Div. I Games:

Lafayette

Average RPI Win: 309		WON-LOST	WINNING	LAST 10	STRENGTH OF		OPP. STRENGTH	TEAM	ADJ	CONF.	ADJ CONF.
Average RPI Loss: 212		RECORD	PCT. RANK	GAMES	SCHEDULE		OF SCHEDULE	RPI	RPI	RPI	RPI
DIV. I ONLY		5- 25	.16667	313	1- 9		316	285	323	.33502	324
DIV. I NON-CONF.		4- 10	.28571	269	1- 0		279	290	295	.38069	299
TOTALS		RPI 1-25	RPI 26-50		W-L RECORDS		RPI 51-100		RPI 101-150		RPI 150+
5- 25	0- 0	0- 1		OVERALL		0- 4		0- 2		5- 18	
0- 8	0- 0	0- 0		HOME		0- 1		0- 0		0- 7	
2- 12	0- 0	0- 1		AWAY		0- 2		0- 1		2- 8	
3- 5	0- 0	0- 0		NEUTRAL		0- 1		0- 1		3- 3	
4- 10	0- 0	0- 1		NON-CONFERENCE		0- 3		0- 1		4- 5	
0- 0	0- 0	0- 0		HOME		0- 0		0- 0		0- 0	
1- 5	0- 0	0- 1		AWAY		0- 2		0- 0		1- 2	
3- 5	0- 0	0- 0		NEUTRAL		0- 1		0- 1		3- 3	
1- 15	0- 0	0- 0		CONFERENCE		0- 1		0- 1		1- 13	
0- 8	0- 0	0- 0		HOME		0- 1		0- 0		0- 7	
1- 7	0- 0	0- 0		AWAY		0- 0		0- 1		1- 6	
0- 0	0- 0	0- 0		NEUTRAL		0- 0		0- 0		0- 0	
RPI S	Opponent	Score	RPI S	Opponent	Score	RPI S	Opponent	Score	RPI S	Opponent	Score
46 A	Colorado St.	0 3	58 A	FGCU	0 3	135 A	Sam Houston St.	0 3	148 N	VCU	1 3
			60 H	A&M-Corpus Christi	1 3	169 A	SFA	1 3	181 N	Ill.-Chicago	0 3
			81 A	Colorado	0 3	206 H	Houston Baptist	0 3	211 A	Central Ark.	0 3
			88 N	Delaware	1 3	241 A	Abilene Christian	1 3	246 H	Incarnate Word	0 3
						247 A	Northwestern St.	0 3	247 H	Northwestern St.	1 3
						257 N	Louisiana Tech	3 1	268 H	Lamar University	1 3
						277 N	UAB	0 3	282 A	McNeese	0 3
						282 H	McNeese	1 3	291 A	Jacksonville St.	2 3
						293 A	Southeast Mo. St.	1 3	300 A	Southeastern La.	3 2
						300 H	Southeastern La.	2 3	300 H	Southeastern La.	2 3
						312 N	Chicago St.	1 3	316 A	Nicholls St.	1 3
						316 H	Nicholls St.	2 3	316 H	Nicholls St.	2 3
						326 A	Jackson St.	3 0	326 N	Jackson St.	3 0
						334 N	Mississippi Val.	3 0			
LAST 10 GAMES			300 H	Southeastern La.	2 3	316 A	Nicholls St.	1 3			
			326 A	Jackson St.	3 0	282 A	McNeese	0 3			
			135 A	Sam Houston St.	0 3	246 H	Incarnate Word	0 3			
			169 A	SFA	1 3	60 H	A&M-Corpus Christi	1 3			
			247 H	Northwestern St.	1 3	316 H	Nicholls St.	2 3			

Non-Div. I Games:

New Orleans

Average RPI Win:	328	WON-LOST RECORD	WINNING PCT. RANK	LAST 10 GAMES	STRENGTH OF SCHEDULE	OPP. STRENGTH OF SCHEDULE	TEAM RPI	ADJ RPI	CONF. RPI	ADJ CONF. RPI	
Average RPI Loss:	252										
DIV. I ONLY		5- 18	.21739 300	2- 8	318	332	326	.3257 325	32	32	
DIV. I NON-CONF.		0- 4	0 322	0- 0	165	258	310	.36303 310	32	32	
<hr/>											
TOTALS	RPI 1-25	RPI 26-50		W-L RECORDS	RPI 51-100		RPI 101-150		RPI 150+		
5- 18	0- 0	0- 0		OVERALL	0- 1		0- 1		5- 16		
3- 6	0- 0	0- 0		HOME	0- 0		0- 0		3- 6		
2- 9	0- 0	0- 0		AWAY	0- 0		0- 1		2- 8		
0- 3	0- 0	0- 0		NEUTRAL	0- 1		0- 0		0- 2		
<hr/>											
0- 4	0- 0	0- 0		NON-CONFERENCE	0- 1		0- 1		0- 2		
0- 0	0- 0	0- 0		HOME	0- 0		0- 0		0- 0		
0- 2	0- 0	0- 0		AWAY	0- 0		0- 1		0- 1		
0- 2	0- 0	0- 0		NEUTRAL	0- 1		0- 0		0- 1		
<hr/>											
5- 14	0- 0	0- 0		CONFERENCE	0- 0		0- 0		5- 14		
3- 6	0- 0	0- 0		HOME	0- 0		0- 0		3- 6		
2- 7	0- 0	0- 0		AWAY	0- 0		0- 0		2- 7		
0- 1	0- 0	0- 0		NEUTRAL	0- 0		0- 0		0- 1		
<hr/>											
RPI S	Opponent	Score	RPI S	Opponent	Score	RPI S	Opponent	Score	RPI S	Opponent	Score
						90 N	Tulane	0 3	103 A	Southern Miss.	0 3
						194 A	Alabama St.	0 3			
						194 H	Alabama St.	0 3			
						194 N	Alabama St.	0 3			
						220 A	Texas Southern	0 3			
						220 H	Texas Southern	1 3			
						257 A	Louisiana Tech	0 3			
						282 N	McNeese	0 3			
						295 A	Southern U.	0 3			
						295 H	Southern U.	0 3			
						305 A	Alabama A&M	0 3			
						305 H	Alabama A&M	2 3			
						306 A	Prairie View	0 3			
						306 H	Prairie View	3 2			
						314 A	Ark.-Pine Bluff	0 3			
						314 H	Ark.-Pine Bluff	1 3			
						326 A	Jackson St.	2 3			
						326 H	Jackson St.	0 3			
						332 A	Alcorn	3 0			
						332 H	Alcorn	3 0			
334 A	Mississippi Val.	3 1									
334 H	Mississippi Val.	3 0									
			LAST 10 GAMES								
			194 N Alabama St.			0 3	314 A Ark.-Pine Bluff			0 3	
			306 A Prairie View			0 3	332 A Alcorn			3 0	
			220 A Texas Southern			0 3	295 A Southern U.			0 3	
			334 H Mississippi Val.			3 0	194 A Alabama St.			0 3	
			326 H Jackson St.			0 3	305 A Alabama A&M			0 3	

Non-Div. I Games: Southern Ark.

0	3	Jarvis Christian	3	2	Dillard
---	---	------------------	---	---	---------

Dillard	3	1
---------	---	---

Grambling

Average RPI Win:	324	WON-LOST	WINNING	LAST 10	STRENGTH OF	OPP. STRENGTH	TEAM	ADJ	CONF.	ADJ CONF.				
Average RPI Loss:	257	RECORD	PCT. RANK	GAMES	SCHEDULE	OF SCHEDULE	RPI	RPI	RPI	RPI				
DIV. I ONLY		8- 24	.25 285	3- 7	325	330	325	.32429	326	32	32			
DIV. I NON-CONF.		0- 13	0 322	0- 1	296	325	331	.28303	332	32	32			
<hr/>														
TOTALS	RPI 1-25	RPI 26-50		W-L RECORDS		RPI 51-100		RPI 101-150		RPI 150+				
8- 24	0- 0	0- 0		OVERALL		0- 1		0- 0		8- 23				
4- 8	0- 0	0- 0		HOME		0- 0		0- 0		4- 8				
4- 8	0- 0	0- 0		AWAY		0- 0		0- 0		4- 7				
0- 8	0- 0	0- 0		NEUTRAL		0- 1		0- 0		0- 7				
<hr/>														
0- 13	0- 0	0- 0		NON-CONFERENCE		0- 1		0- 0		0- 12				
0- 2	0- 0	0- 0		HOME		0- 0		0- 0		0- 2				
0- 3	0- 0	0- 0		AWAY		0- 0		0- 0		0- 3				
0- 8	0- 0	0- 0		NEUTRAL		0- 1		0- 0		0- 7				
<hr/>														
8- 11	0- 0	0- 0		CONFERENCE		0- 0		0- 0		8- 11				
4- 6	0- 0	0- 0		HOME		0- 0		0- 0		4- 6				
4- 5	0- 0	0- 0		AWAY		0- 0		0- 0		4- 5				
0- 0	0- 0	0- 0		NEUTRAL		0- 0		0- 0		0- 0				
<hr/>														
RPI S	Opponent	Score	RPI S	Opponent	Score	RPI S	Opponent	Score	RPI S	Opponent	Score			
						73 N	Towson	0 3	171 A	Memphis	0 3			
						190 N	Tennessee St.	1 3						
						194 A	Alabama St.	0 3						
						194 H	Alabama St.	1 3						
						208 N	UMES	0 3						
						220 A	Texas Southern	0 3						
						220 H	Texas Southern	0 3						
						220 H	Texas Southern	0 3						
						257 A	Louisiana Tech	0 3						
						257 N	Louisiana Tech	0 3						
						277 N	UAB	0 3						
						291 A	Jacksonville St.	0 3						
						291 H	Jacksonville St.	0 3						
						295 A	Southern U.	3 1						
						295 H	Southern U.	0 3						
						305 A	Alabama A&M	1 3						
						305 H	Alabama A&M	1 3						
						306 A	Prairie View	0 3						
						306 H	Prairie View	1 3						
						309 N	Eastern Ill.	0 3						
						310 N	N.C. A&T	0 3						
						314 A	Ark.-Pine Bluff	0 3						
									LAST 10 GAMES			314 H	Ark.-Pine Bluff	3 0
												324 H	New Orleans	0 3
												324 N	New Orleans	0 3
325 A	Grambling	3 0												
325 H	Grambling	3 2												
			LAST 10 GAMES			220 H	Texas Southern	0 3						
						332 H	Alcorn	3 0						
						194 H	Alabama St.	1 3						
						305 H	Alabama A&M	1 3						
						306 A	Prairie View	0 3						
			LAST 10 GAMES			295 H	Southern U.	0 3						
						334 H	Mississippi Val.	3 0						
						314 H	Ark.-Pine Bluff	0 3						
						325 A	Grambling	3 0						
						324 H	New Orleans	0 3						

Non-Div. I Games:

Jackson St.

J a c k s o n s t .

Jackson, S. T.

Jackson St.

Average RPI Win:	319	WON-LOST	WINNING	LAST 10	STRENGTH OF	OPP. STRENGTH	TEAM	ADJ	CONF.	ADJ CONF.		
Average RPI Loss:	245	RECORD	PCT. RANK	GAMES	SCHEDULE	OF SCHEDULE	RPI	RPI	RPI	RPI		
DIV. I ONLY	3- 29	.09375	327	1- 9	312	312	327	.30997	327	29	29	
DIV. I NON-CONF.	2- 16	.11111	307	1- 1	316	319	328	.30291	329	29	29	
<hr/>												
TOTALS	RPI 1-25	RPI 26-50		W-L RECORDS		RPI 51-100		RPI 101-150		RPI 150+		
3- 29	0- 0	0- 0		OVERALL		0- 1		0- 0		3- 28		
3- 7	0- 0	0- 0		HOME		0- 0		0- 0		3- 7		
0- 16	0- 0	0- 0		AWAY		0- 0		0- 0		0- 16		
0- 6	0- 0	0- 0		NEUTRAL		0- 1		0- 0		0- 5		
<hr/>												
2- 16	0- 0	0- 0		NON-CONFERENCE		0- 1		0- 0		2- 15		
2- 1	0- 0	0- 0		HOME		0- 0		0- 0		2- 1		
0- 9	0- 0	0- 0		AWAY		0- 0		0- 0		0- 9		
0- 6	0- 0	0- 0		NEUTRAL		0- 1		0- 0		0- 5		
<hr/>												
1- 13	0- 0	0- 0		CONFERENCE		0- 0		0- 0		1- 13		
1- 6	0- 0	0- 0		HOME		0- 0		0- 0		1- 6		
0- 7	0- 0	0- 0		AWAY		0- 0		0- 0		0- 7		
0- 0	0- 0	0- 0		NEUTRAL		0- 0		0- 0		0- 0		
<hr/>												
RPI	S	Opponent	Score	RPI	S	Opponent	Score	RPI	S	Opponent	Score	
								73	N	Towson	0	3

Non-Div. I Games:

Fairleigh Dickinson

RPI	S	Opponent	Score	
321	A	Saint Francis (PA)	2	3
321	H	Saint Francis (PA)	3	2
323	A	Lafayette	1	3
331	H	Saint Peter's	3	0

Fairleigh Dickinson

F
a
i
r
l
e
i
g
h
D
i
c
k
i
n
s
o
n

F
a
i
r
l
e
i
g
h
D
i
c
k
i
n
s
o
n

Average RPI Win: 329		WON-LOST	WINNING	LAST 10	STRENGTH OF		OPP. STRENGTH	TEAM	ADJ	CONF.	ADJ CONF.
Average RPI Loss: 231		RECORD	PCT. RANK	GAMES	SCHEDULE		OF SCHEDULE	RPI	RPI	RPI	RPI
DIV. I ONLY		1- 28	.03448	332	1- 9		298	308	328	.30411	328
DIV. I NON-CONF.		0- 17	0	322	0- 3		194	292	318	.3453	318
TOTALS		RPI 1-25	RPI 26-50		W-L RECORDS		RPI 51-100		RPI 101-150		RPI 150+
1- 28	0- 0	0- 0		OVERALL		0- 2		0- 3		1- 23	
0- 11	0- 0	0- 0		HOME		0- 1		0- 1		0- 9	
1- 10	0- 0	0- 0		AWAY		0- 1		0- 2		1- 7	
0- 7	0- 0	0- 0		NEUTRAL		0- 0		0- 0		0- 7	
0- 17	0- 0	0- 0		NON-CONFERENCE		0- 2		0- 3		0- 12	
0- 5	0- 0	0- 0		HOME		0- 1		0- 1		0- 3	
0- 5	0- 0	0- 0		AWAY		0- 1		0- 2		0- 2	
0- 7	0- 0	0- 0		NEUTRAL		0- 0		0- 0		0- 7	
1- 11	0- 0	0- 0		CONFERENCE		0- 0		0- 0		1- 11	
0- 6	0- 0	0- 0		HOME		0- 0		0- 0		0- 6	
1- 5	0- 0	0- 0		AWAY		0- 0		0- 0		1- 5	
0- 0	0- 0	0- 0		NEUTRAL		0- 0		0- 0		0- 0	
RPI S	Opponent	Score	RPI S	Opponent	Score	RPI S	Opponent	Score	RPI S	Opponent	Score
						73 A	Towson	0 3	139 H	New Hampshire	0 3
						86 H	American	0 3	141 A	Maryland	0 3
									144 A	Army West Point	0 3
									159 A	Howard	0 3
									159 H	Howard	1 3
									161 N	Sacred Heart	0 3
									174 N	St. John's (NY)	0 3
									183 A	Elon	0 3
									195 A	UMBC	1 3
									207 N	Wofford	0 3
									208 A	UMES	0 3
									208 H	UMES	0 3
									251 N	Eastern Mich.	0 3
									261 H	La Salle	0 3
									287 N	Gardner-Webb	0 3
									289 N	Akron	0 3
									303 N	Loyola Maryland	0 3
									304 H	NJIT	0 3
									308 H	St. Francis Brooklyn	1 3
									311 A	Hampton	0 3
									311 H	Hampton	0 3
									313 A	Morgan St.	0 3
									313 H	Morgan St.	0 3
									320 A	Norfolk St.	1 3
									320 H	Norfolk St.	0 3
									329 A	Coppin St.	3 1
									329 H	Coppin St.	0 3
LAST 10 GAMES											
			304 H	NJIT	0 3	159 A	Howard	0 3			
			208 H	UMES	0 3	139 H	New Hampshire	0 3			
			311 H	Hampton	0 3	261 H	La Salle	0 3			
			313 A	Morgan St.	0 3	320 H	Norfolk St.	0 3			
			329 A	Coppin St.	3 1	208 A	UMES	0 3			

Non-Div. I Games:

Delaware St.

Average RPI Win:	324		WON-LOST RECORD	WINNING PCT. RANK	LAST 10 GAMES		STRENGTH OF SCHEDULE	OPP. STRENGTH OF SCHEDULE	TEAM RPI	ADJ RPI	CONF. RPI	ADJ CONF. RPI						
DIV. I ONLY		2- 24	.07692	328	2- 8		324	302	329	.29645	329	31	31					
DIV. I NON-CONF.		0- 14	0	322	0- 0		273	278	327	.31365	327	30	30					
<hr/>																		
TOTALS		RPI 1-25		RPI 26-50		W-L RECORDS		RPI 51-100		RPI 101-150		RPI 150+						
2- 24		0- 0		0- 0		OVERALL		0- 2		0- 1		2- 21						
0- 6		0- 0		0- 0		HOME		0- 0		0- 0		0- 6						
2- 10		0- 0		0- 0		AWAY		0- 1		0- 0		2- 9						
0- 8		0- 0		0- 0		NEUTRAL		0- 1		0- 1		0- 6						
0- 14		0- 0		0- 0		NON-CONFERENCE		0- 2		0- 1		0- 11						
0- 0		0- 0		0- 0		HOME		0- 0		0- 0		0- 0						
0- 6		0- 0		0- 0		AWAY		0- 1		0- 0		0- 5						
0- 8		0- 0		0- 0		NEUTRAL		0- 1		0- 1		0- 6						
2- 10		0- 0		0- 0		CONFERENCE		0- 0		0- 0		2- 10						
0- 6		0- 0		0- 0		HOME		0- 0		0- 0		0- 6						
2- 4		0- 0		0- 0		AWAY		0- 0		0- 0		2- 4						
0- 0		0- 0		0- 0		NEUTRAL		0- 0		0- 0		0- 0						
RPI	S	Opponent	Score	RPI	S	Opponent	Score	RPI	S	Opponent	Score	RPI	S	Opponent	Score			
								86	A	American	0	3		139	N	New Hampshire	0	3
								88	N	Delaware	0	3		159	A	Howard	0	3
														159	H	Howard	0	3
														175	A	Duquesne	0	3
														180	A	Navy	1	3
														198	N	Kent St.	2	3
														208	A	UMES	0	3
														208	H	UMES	1	3
														230	A	William & Mary	0	3
														255	A	Robert Morris	1	3
														264	N	Western Caro.	0	3
														270	A	Morehead St.	1	3
														276	N	Montana	0	3
														283	N	Charlotte	0	3
														311	A	Hampton	0	3
														311	H	Hampton	2	3
														313	A	Morgan St.	0	3
														313	H	Morgan St.	1	3
														319	N	Bucknell	1	3
														320	A	Norfolk St.	3	2
														320	H	Norfolk St.	2	3
														321	N	Saint Francis (PA)	0	3
														328	A	Delaware St.	3	0
														328	H	Delaware St.	1	3
						LAST 10 GAMES												
						313	H	Morgan St.	1	3				159	H	Howard	0	3
						208	H	UMES	1	3				313	A	Morgan St.	0	3
						328	H	Delaware St.	1	3				208	A	UMES	0	3
						311	A	Hampton	0	3				328	A	Delaware St.	3	0
						320	A	Norfolk St.	3	2				159	A	Howard	0	3

Non-Div. I Games:

Coppin St.

Average RPI Win: 333		WON-LOST	WINNING	LAST 10	STRENGTH OF		OPP. STRENGTH	TEAM	ADJ	CONF.	ADJ CONF.
Average RPI Loss: 257		RECORD	PCT. RANK	GAMES	SCHEDULE		OF SCHEDULE	RPI	RPI	RPI	RPI
DIV. I ONLY		2- 25	.07407	329	2- 8		332	317	331	.27462	330
DIV. I NON-CONF.		0- 17	0	322	0- 2		303	306	330	.28879	330
TOTALS		RPI 1-25	RPI 26-50		W-L RECORDS		RPI 51-100		RPI 101-150		RPI 150+
2- 25	0- 0	0- 0		OVERALL		0- 0		0- 1		2- 24	
1- 8	0- 0	0- 0		HOME		0- 0		0- 0		1- 8	
1- 8	0- 0	0- 0		AWAY		0- 0		0- 0		1- 8	
0- 9	0- 0	0- 0		NEUTRAL		0- 0		0- 1		0- 8	
0- 17	0- 0	0- 0		NON-CONFERENCE		0- 0		0- 1		0- 16	
0- 4	0- 0	0- 0		HOME		0- 0		0- 0		0- 4	
0- 4	0- 0	0- 0		AWAY		0- 0		0- 0		0- 4	
0- 9	0- 0	0- 0		NEUTRAL		0- 0		0- 1		0- 8	
2- 8	0- 0	0- 0		CONFERENCE		0- 0		0- 0		2- 8	
1- 4	0- 0	0- 0		HOME		0- 0		0- 0		1- 4	
1- 4	0- 0	0- 0		AWAY		0- 0		0- 0		1- 4	
0- 0	0- 0	0- 0		NEUTRAL		0- 0		0- 0		0- 0	
RPI S	Opponent	Score	RPI S	Opponent	Score	RPI S	Opponent	Score	RPI S	Opponent	Score
									136 N	Austin Peay	0 3
									183 N	Elon	0 3
									188 A	Georgia	0 3
									193 H	East Carolina	0 3
									194 A	Alabama St.	0 3
									205 A	Florida A&M	0 3
									205 H	Florida A&M	0 3
									227 A	Ga. Southern	1 3
									227 H	Ga. Southern	1 3
									258 N	UNC Asheville	0 3
									262 N	San Francisco	0 3
									272 N	Troy	1 3
									279 A	Bethune-Cookman	0 3
									279 H	Bethune-Cookman	0 3
									284 H	Charleston So.	1 3
									284 H	Charleston So.	1 3
									284 N	Charleston So.	0 3
									291 N	Jacksonville St.	0 3
									302 A	The Citadel	0 3
									302 N	The Citadel	0 3
									310 A	N.C. A&T	1 3
									310 H	N.C. A&T	0 3
									312 N	Chicago St.	0 3
									322 A	N.C. Central	1 3
									322 H	N.C. Central	0 3
									333 A	South Carolina St.	3 1
									333 H	South Carolina St.	3 1
LAST 10 GAMES											
			284 H	Charleston So.	1 3		205 H	Florida A&M	0 3		
			333 A	South Carolina St.	3 1		279 H	Bethune-Cookman	0 3		
			322 A	N.C. Central	1 3		333 H	South Carolina St.	3 1		
			310 A	N.C. A&T	1 3		322 H	N.C. Central	0 3		
			227 H	Ga. Southern	1 3		310 H	N.C. A&T	0 3		

Non-Div. I Games:

Savannah St.

Average RPI Win:	0	WON-LOST	WINNING	LAST 10	STRENGTH OF	OPP. STRENGTH	TEAM	ADJ	CONF.	ADJ CONF.											
Average RPI Loss:	268	RECORD	PCT. RANK	GAMES	SCHEDULE	OF SCHEDULE	RPI	RPI	RPI	RPI											
DIV. I ONLY		0- 25	0 333	0- 10	322	324	332	.2677	331	30	30										
DIV. I NON-CONF.		0- 7	0 322	0- 0	332	332	334	.22877	334	31	31										
<hr/>																					
TOTALS	RPI 1-25	RPI 26-50		W-L RECORDS		RPI 51-100		RPI 101-150		RPI 150+											
0- 25	0- 0	0- 0		OVERALL		0- 0		0- 2		0- 23											
0- 10	0- 0	0- 0		HOME		0- 0		0- 1		0- 9											
0- 14	0- 0	0- 0		AWAY		0- 0		0- 1		0- 13											
0- 1	0- 0	0- 0		NEUTRAL		0- 0		0- 0		0- 1											
<hr/>																					
0- 7	0- 0	0- 0		NON-CONFERENCE		0- 0		0- 0		0- 7											
0- 1	0- 0	0- 0		HOME		0- 0		0- 0		0- 1											
0- 5	0- 0	0- 0		AWAY		0- 0		0- 0		0- 5											
0- 1	0- 0	0- 0		NEUTRAL		0- 0		0- 0		0- 1											
<hr/>																					
0- 18	0- 0	0- 0		CONFERENCE		0- 0		0- 2		0- 16											
0- 9	0- 0	0- 0		HOME		0- 0		0- 1		0- 8											
0- 9	0- 0	0- 0		AWAY		0- 0		0- 1		0- 8											
0- 0	0- 0	0- 0		NEUTRAL		0- 0		0- 0		0- 0											
<hr/>																					
RPI S	Opponent	Score	RPI S	Opponent	Score	RPI S	Opponent	Score	RPI S	Opponent	Score										
									119 A	Fairfield	0	3									
									119 H	Fairfield	0	3									
									225 A	Marist	0	3									
									225 H	Marist	0	3									
									240 A	Lehigh	0	3									
									249 N	Providence	0	3									
									252 A	Quinnipiac	0	3									
									252 H	Quinnipiac	0	3									
									269 A	Rider	0	3									
									269 H	Rider	0	3									
									271 A	Siena	0	3									
									271 H	Siena	0	3									
									274 A	Fordham	0	3									
									275 A	Niagara	0	3									
									275 H	Niagara	0	3									
									299 A	Manhattan	0	3									
									299 H	Manhattan	0	3									
									304 A	NJIT	1	3									
									304 H	NJIT	0	3									
									315 A	Iona	0	3									
									315 H	Iona	1	3									
									317 A	Canisius	1	3									
									317 H	Canisius	1	3									
									323 A	Lafayette	0	3									
									327 A	Fairleigh Dickinson	0	3									
									LAST 10 GAMES									271 H	Siena	0	3
																		225 H	Marist	0	3
																		315 A	Iona	0	3
																		269 A	Rider	0	3
																		119 A	Fairfield	0	3
									252 A	Quinnipiac	0	3									
									317 H	Canisius	1	3									
									275 H	Niagara	0	3									
									299 A	Manhattan	0	3									
									299 H	Manhattan	0	3									

Non-Div. I Games:

Saint Peter's

Average RPI Win:	334	WON-LOST	WINNING	LAST 10	STRENGTH OF	OPP. STRENGTH	TEAM	ADJ	CONF.	ADJ CONF.
Average RPI Loss:	273	RECORD	PCT. RANK	GAMES	SCHEDULE	OF SCHEDULE	RPI	RPI	RPI	RPI
DIV. I ONLY		1- 24	.04 331	0- 10	319	334	330	.2652 332	32	32
DIV. I NON-CONF.		0- 7	0 322	0- 0	191	329	322	.33497 322	32	32
TOTALS	RPI 1-25	RPI 26-50	W-L RECORDS	RPI 51-100	RPI 101-150	RPI 150+				
1- 24	0- 0	0- 0	OVERALL	0- 1	0- 0	1- 23				
1- 8	0- 0	0- 0	HOME	0- 0	0- 0	1- 8				
0- 12	0- 0	0- 0	AWAY	0- 0	0- 0	0- 12				
0- 4	0- 0	0- 0	NEUTRAL	0- 1	0- 0	0- 3				
0- 7	0- 0	0- 0	NON-CONFERENCE	0- 1	0- 0	0- 6				
0- 1	0- 0	0- 0	HOME	0- 0	0- 0	0- 1				
0- 2	0- 0	0- 0	AWAY	0- 0	0- 0	0- 2				
0- 4	0- 0	0- 0	NEUTRAL	0- 1	0- 0	0- 3				
1- 17	0- 0	0- 0	CONFERENCE	0- 0	0- 0	1- 17				
1- 7	0- 0	0- 0	HOME	0- 0	0- 0	1- 7				
0- 10	0- 0	0- 0	AWAY	0- 0	0- 0	0- 10				
0- 0	0- 0	0- 0	NEUTRAL	0- 0	0- 0	0- 0				
RPI S Opponent Score	RPI S Opponent Score	RPI S Opponent Score	RPI S Opponent Score	RPI S Opponent Score	RPI S Opponent Score	RPI S Opponent Score				
				98 N North Dakota 0 3	194 A Alabama St. 0 3	194 H Alabama St. 0 3	211 A Central Ark. 0 3	220 A Texas Southern 0 3	220 H Texas Southern 0 3	221 N Oral Roberts 0 3
					246 N Incarnate Word 0 3	286 N La.-Monroe 0 3	291 A Jacksonville St. 0 3	291 H Jacksonville St. 0 3	295 A Southern U. 1 3	295 H Southern U. 0 3
					305 A Alabama A&M 0 3	305 A Alabama A&M 1 3	306 A Prairie View 0 3	306 H Prairie View 0 3	314 A Ark.-Pine Bluff 1 3	314 H Ark.-Pine Bluff 1 3
					325 A Grambling 0 3	325 H Grambling 0 3	326 A Jackson St. 0 3	326 H Jackson St. 0 3	334 A Mississippi Val. 2 3	334 H Mississippi Val. 3 0
				LAST 10 GAMES	334 A Mississippi Val. 2 3	326 A Jackson St. 0 3	325 H Grambling 0 3	314 H Ark.-Pine Bluff 1 3	295 A Southern U. 1 3	
				194 A Alabama St. 0 3	305 A Alabama A&M 0 3	305 A Alabama A&M 1 3	220 H Texas Southern 0 3	306 H Prairie View 0 3		
				306 H Prairie View 0 3						

Non-Div. I Games: Albany St. (GA) 3 2 Miles 1 3

Alcorn

Average RPI Win:		0	WON-LOST		WINNING		LAST 10		STRENGTH OF		OPP. STRENGTH		TEAM		ADJ		CONF.		ADJ CONF.		
Average RPI Loss:		265	RECORD		PCT. RANK		GAMES		SCHEDULE		OF SCHEDULE		RPI		RPI		RPI		RPI		
DIV. I ONLY			0- 25		0	333	0- 10		333		322		334		.24588	333	31		31		
DIV. I NON-CONF.			0- 13		0	322	0- 1		304		313		332		.28696	331	30		30		
TOTALS		RPI 1-25		RPI 26-50		W-L RECORDS		RPI 51-100		RPI 101-150		RPI 150+									
0- 25		0- 0		0- 0		OVERALL		0- 0		0- 0		0- 25									
0- 8		0- 0		0- 0		HOME		0- 0		0- 0		0- 8									
0- 9		0- 0		0- 0		AWAY		0- 0		0- 0		0- 9									
0- 8		0- 0		0- 0		NEUTRAL		0- 0		0- 0		0- 8									
0- 13		0- 0		0- 0		NON-CONFERENCE		0- 0		0- 0		0- 13									
0- 3		0- 0		0- 0		HOME		0- 0		0- 0		0- 3									
0- 3		0- 0		0- 0		AWAY		0- 0		0- 0		0- 3									
0- 7		0- 0		0- 0		NEUTRAL		0- 0		0- 0		0- 7									
0- 12		0- 0		0- 0		CONFERENCE		0- 0		0- 0		0- 12									
0- 5		0- 0		0- 0		HOME		0- 0		0- 0		0- 5									
0- 6		0- 0		0- 0		AWAY		0- 0		0- 0		0- 6									
0- 1		0- 0		0- 0		NEUTRAL		0- 0		0- 0		0- 1									
RPI	S	Opponent		Score		RPI	S	Opponent		Score		RPI	S	Opponent		Score					

Average RPI Win:	333	WON-LOST RECORD	WINNING PCT. RANK	LAST 10 GAMES	STRENGTH OF SCHEDULE	OPP. STRENGTH OF SCHEDULE	TEAM RPI	ADJ RPI	CONF. RPI	ADJ CONF. RPI	
DIV. I ONLY		2- 25	.07407 329	1- 9	334	333	333	.23466 334	32	32	
DIV. I NON-CONF.		1- 8	.11111 307	0- 1	331	333	333	.25287 333	32	32	
<hr/>											
TOTALS	RPI 1-25	RPI 26-50		W-L RECORDS		RPI 51-100		RPI 101-150		RPI 150+	
2- 25	0- 0	0- 0		OVERALL		0- 0		0- 0		2- 25	
1- 10	0- 0	0- 0		HOME		0- 0		0- 0		1- 10	
0- 11	0- 0	0- 0		AWAY		0- 0		0- 0		0- 11	
1- 4	0- 0	0- 0		NEUTRAL		0- 0		0- 0		1- 4	
<hr/>											
1- 8	0- 0	0- 0		NON-CONFERENCE		0- 0		0- 0		1- 8	
0- 2	0- 0	0- 0		HOME		0- 0		0- 0		0- 2	
0- 2	0- 0	0- 0		AWAY		0- 0		0- 0		0- 2	
1- 4	0- 0	0- 0		NEUTRAL		0- 0		0- 0		1- 4	
<hr/>											
1- 17	0- 0	0- 0		CONFERENCE		0- 0		0- 0		1- 17	
1- 8	0- 0	0- 0		HOME		0- 0		0- 0		1- 8	
0- 9	0- 0	0- 0		AWAY		0- 0		0- 0		0- 9	
0- 0	0- 0	0- 0		NEUTRAL		0- 0		0- 0		0- 0	
<hr/>											
RPI	S	Opponent	Score	RPI	S	Opponent	Score	RPI	S	Opponent	Score
								154	A	Chattanooga	0 3
								194	A	Alabama St.	0 3
								194	H	Alabama St.	0 3
								220	A	Texas Southern	0 3
								220	H	Texas Southern	0 3
								277	N	UAB	0 3
								288	N	Cal St. Fullerton	0 3
								291	A	Jacksonville St.	0 3
								291	H	Jacksonville St.	0 3
								295	A	Southern U.	0 3
								295	H	Southern U.	1 3
								301	N	Presbyterian	0 3
								305	A	Alabama A&M	0 3
								305	H	Alabama A&M	1 3
								306	A	Prairie View	0 3
								306	H	Prairie View	0 3
								314	A	Ark.-Pine Bluff	0 3
								314	H	Ark.-Pine Bluff	1 3
								316	H	Nicholls St.	0 3
								324	N	New Orleans	0 3
								325	A	Grambling	0 3
								325	H	Grambling	1 3
								326	A	Jackson St.	0 3
								326	H	Jackson St.	1 3
								332	A	Alcorn	0 3
								332	H	Alcorn	3 2
								333	N	South Carolina St.	3 2
				LAST 10 GAMES							
				326	A	Jackson St.	0 3	194	H	Alabama St.	0 3
				325	A	Grambling	0 3	305	H	Alabama A&M	1 3
				314	A	Ark.-Pine Bluff	0 3	306	A	Prairie View	0 3
				332	H	Alcorn	3 2	220	A	Texas Southern	0 3
				295	H	Southern U.	1 3	291	H	Jacksonville St.	0 3

Non-Div. I Games: Mississippi Col. 0 3 Tuskegee 3 1

Mississippi Val.